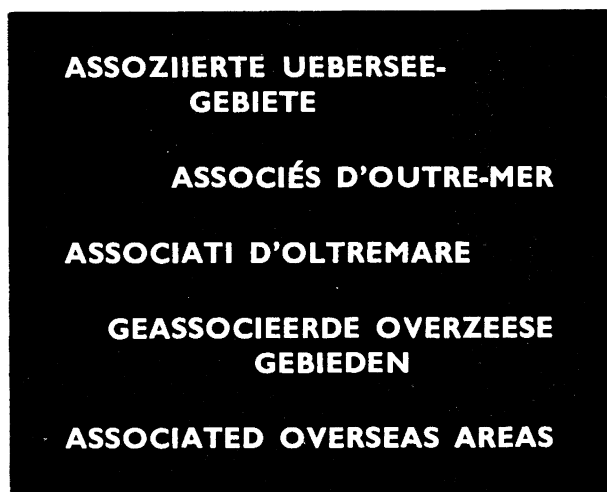


STATISTIEK

Library Copy

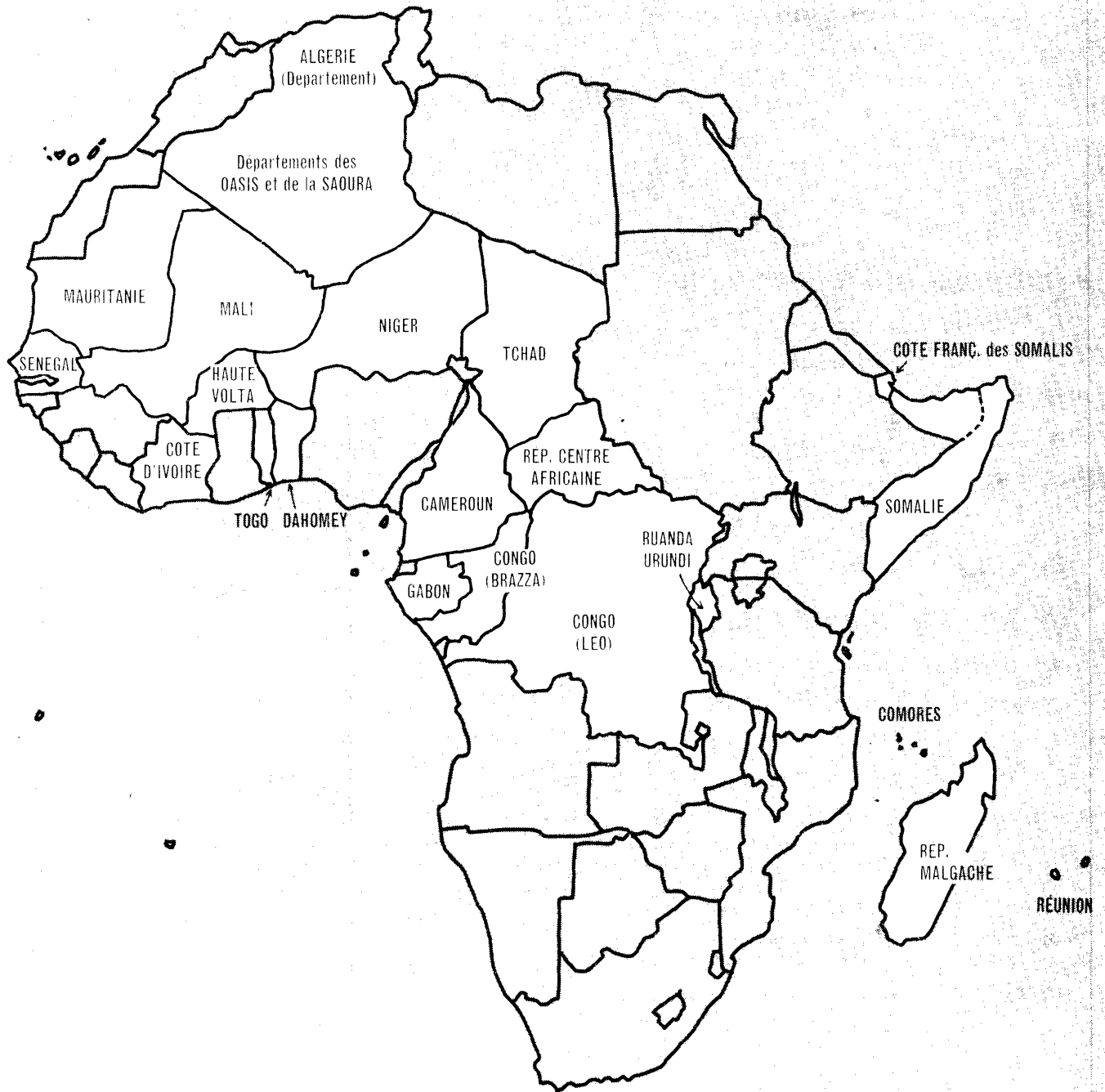


OSCE: 7

Import - 1961

**ASSOZIIERTE ÜBERSEEGBIETE
in AFRIKA**

**ASSOCIÉS D'OUTREMER
en AFRIQUE**



Die statistischen Erhebungsgebiete sind schraffiert umrandet


Les tracés ci-dessus correspondent aux territoires statistiques

**CORRIGENDUM
BERICHTIGUNG**

AOM 1961 - Export

Tableau 1, page 5: *les données relatives à Curaçao et Aruba sont à lire en millions de dollars et non en milliers.*

Tabelle 1, Seite 5: Die Angaben für Curaçao und Aruba sind in Millionen Dollar an Stelle von 1 000 Dollar zu lesen.



Tab. I

Einfuhr nach Erzeugnissen

gegliedert nach Einfuhrländern und Ursprungsräumen

Importations par produits

ventilées par pays importateur et zones d'origine

Importazioni per prodotti

classificate per paese importatore e zone di origine

Invoer volgens goederensoorten

onderverdeeld naar invoerlanden en zones van oorsprong

Imports by commodity

broken down by importing country and by area of origin

Inhaltswiedergabe nur mit Quellen-
nachweis gestattet

La riproduzione del contenuto è sub-
ordinata alla citazione della fonte

Reference to this publication is re-
quested for any reproduction of these
data.

La reproduction des données est sub-
ordonnée à l'indication de la source

Het overnemen van gegevens is toege-
staan mits duidelijke bronvermelding

import

1961

Tab. 1

| Einheit Unité | Ursprung Origine | WELT MONDE | EWG CEE | darunter : dont : | | | | | AOM | DRITTE LÄNDER PAYS TIERS | darunter : dont : | |
|--------------------------------------|---------------------|---------------|------------|-------------------|----------|-----------|---------------------|--------|-------|-----------------------------------|-------------------|-------------------------|
| | | | | France | U.E.B.L. | Nederland | Deutschland (BR) | Italia | | | USA | G. Britan. Roy. Uni. |
| EINFUHRLÄNDER | | | | | | | | | | | | |
| ↓ IMPORTATEUR | | | | | | | | | | | | |
| O I PROD ALIMENTAIRES BOISSONS TABAC | | | | | | | | | | | | |
| NAHRUNGS UND GENUSSMITTEL | | | | | | | | | | | | |
| 1000 DOL | ALGERIE | 303742 | 223431 | 216360 | 2943 | 2722 | 113 | 1293 | 19808 | 60503 | 21190 | 338 |
| | MAURITAN | 1552 | 1331 | 1298 | | 21 | 12 | | 89 | 132 | 36 | 16 |
| | MALI | 6917 | 4260 | 3850 | 18 | 321 | 5 | 66 | 2014 | 643 | 4 | 64 |
| | NIGER | 4337 | 1960 | 1849 | 2 | 76 | 15 | 18 | 1112 | 1250 | 6 | 50 |
| | TCHAD | 4219 | 2173 | 1795 | 10 | 238 | 101 | 29 | 526 | 1520 | 32 | 345 |
| | SENEGAL | 49509 | 29074 | 25470 | 196 | 1622 | 35 | 1751 | 1439 | 18995 | 280 | 354 |
| | HTE VOLTA | 5191 | 3349 | 3141 | 1 | 160 | 29 | 18 | 1003 | 839 | 28 | 68 |
| | C IVOIRE | 25890 | 16815 | 14738 | 224 | 1306 | 149 | 398 | 1416 | 7659 | 338 | 560 |
| | TOGO | 5231 | 2219 | 1693 | 17 | 337 | 149 | 23 | 950 | 1868 | 221 | 680 |
| | DAHOMÉY | 5038 | 2800 | 2543 | 4 | 177 | 30 | 46 | 1337 | 901 | 312 | 126 |
| | CAMEROUN | 17968 | 9006 | 7679 | 163 | 788 | 107 | 269 | 1872 | 7090 | 388 | 844 |
| | CENTRAFR | 3025 | 2137 | 1820 | 18 | 211 | 66 | 22 | 348 | 540 | 30 | 163 |
| | GABON | 7149 | 4872 | 4411 | 8 | 328 | 82 | 43 | 832 | 1445 | 32 | 178 |
| | CONGO BRA | 12689 | 7327 | 6074 | 307 | 576 | 253 | 117 | 2143 | 3219 | 53 | 267 |
| | CF SOMAL | 4067 | 1255 | 653 | 21 | 376 | 64 | 141 | 101 | 2711 | 275 | 589 |
| | SOMALIE | 4459 | 2295 | 6 | | 38 | 30 | 2221 | 8 | 2156 | 86 | 188 |
| | MADAGASC | 14488 | 11626 | 9842 | 84 | 1521 | 37 | 142 | 1545 | 1315 | 33 | 160 |
| | REUNION | 14099 | 5039 | 4863 | 9 | 167 | | | 3405 | 5655 | 1 | 29 |
| | COMORES | 1236 | 261 | 233 | | 25 | 3 | | 956 | 19 | | 6 |
| | ST P MIO | 1355 | 426 | 331 | 7 | 82 | 5 | 1 | 7 | 894 | 74 | 90 |
| | GUADELOUP | 10574 | 7728 | 7550 | | 168 | | 10 | 608 | 2238 | 212 | 9 |
| | MARTINIQ | 10896 | 8227 | 8048 | 1 | 171 | | 7 | 447 | 2222 | 238 | 9 |
| | GUYANE | 2009 | 1327 | 1217 | 2 | 108 | | | 262 | 420 | 83 | 12 |
| | N CALEDO | 8654 | 4956 | 4369 | 225 | 314 | | 44 | 692 | 2990 | 222 | 167 |
| | POLYNESIE | 6227 | 2179 | 1962 | 28 | 176 | | 2 | 618 | 3430 | 1433 | 189 |
| OOI ANIMAUX VIVANTS | | | | | | | | | | | | |
| LEBENDE TIERE | | | | | | | | | | | | |
| 1000 DOL | ALGERIE | 10982 | 9965 | 9957 | | 4 | 3 | 1 | | 1017 | | |
| | MALI | 26 | | | | | | | 25 | 1 | | |
| | TCHAD | 12 | 6 | 6 | | | | | 3 | 3 | | |
| | SENEGAL | 38 | 38 | 38 | | | | | | | | |
| | C IVOIRE | 63 | 62 | 62 | | | | | | | | |
| | TOGO | 182 | 2 | 2 | | | | | | | | |
| | DAHOMÉY | 8 | | | | | | | 172 | 5 | | |
| | CAMEROUN | 13 | 12 | 11 | | | | 1 | 8 | 1 | | |
| | CENTRAFR | 15 | 10 | 10 | | | | | | | | |
| | GABON | 18 | 6 | 6 | | | | | 5 | | | |
| | CONGO BRA | 51 | 29 | 29 | | | | | 12 | | | |
| | CF SOMAL | 8 | | | | | | | 23 | 1 | | |
| | SOMALIE | 3 | | | | | | | | 8 | | |
| | MADAGASC | 39 | 39 | 39 | | | | | | 3 | | |
| | REUNION | 259 | | | | | | | 259 | | | |
| | ST P MIO | 109 | | | | | | | | 109 | | |
| | GUADELOUP | 363 | | | | | | | | 363 | | |
| | MARTINIQ | 907 | | | | | | | | 907 | 12 | |
| | GUYANE | 175 | | | | | | | | 157 | | |
| | N CALEDO | 51 | | | | | | | 18 | 51 | | |
| | POLYNESIE | 2 | | | | | | | | 2 | 2 | |
| TONNES | ALGERIE | 21724 | 18916 | 18915 | | 1 | | | | 2808 | | |
| TONNES | MALI | 193 | | | | | | | 193 | | | |
| TONNES | TCHAD | 95 | 1 | 1 | | | | | 69 | 25 | | |
| TONNES | SENEGAL | 9 | 9 | 9 | | | | | | | | |
| TONNES | C IVOIRE | 11 | 8 | 8 | | | | | | | | |
| TONNES | TOGO | 509 | | | | | | | | 3 | | |
| TONNES | DAHOMÉY | 82 | | | | | | | 475 | 25 | | |
| TONNES | CAMEROUN | 6 | 1 | 1 | | | | | 82 | | | |
| TONNES | CENTRAFR | 6 | 1 | 1 | | | | | | 5 | | |
| TONNES | GABON | 280 | 1 | 1 | | | | | | 280 | 1 | |
| TONNES | CONGO BRA | 55 | 5 | 5 | | | | | 50 | | | |
| TONNES | CF SOMAL | 33 | | | | | | | | | 33 | |
| TONNES | SOMALIE | 32 | | | | | | | | | 32 | |
| TONNES | MADAGASC | 12 | 12 | 12 | | | | | | | | |
| TONNES | REUNION | 1112 | | | | | | | 1112 | | | |
| TONNES | ST P MIO | 181 | | | | | | | | 181 | | |
| TONNES | GUADELOUP | 898 | | | | | | | | 898 | | |
| TONNES | MARTINIQ | 1875 | | | | | | | | 1875 | 9 | |
| TONNES | GUYANE | 366 | | | | | | | | 342 | | |
| TONNES | N CALEDO | 15 | | | | | | | 24 | 15 | | |
| TONNES | POLYNESIE | 1 | | | | | | | | 1 | | |
| VAL UNIT | ALGERIE | 506 | 527 | 526 | | 4000 | | | | 362 | | |
| | MALI | 135 | | | | | | | 130 | | | |
| | TCHAD | 126 | 6000 | 6000 | | | | | 43 | 120 | | |
| | SENEGAL | 4222 | 4222 | 4222 | | | | | | | | |
| | C IVOIRE | 5727 | 7750 | 7750 | | | | | | | | |
| | TOGO | 358 | | | | | | | | 333 | | |
| | DAHOMÉY | 98 | | | | | | | 362 | 200 | | |
| | CAMEROUN | 2167 | 12000 | 11000 | | | | | 98 | | | |
| | CENTRAFR | 2500 | 10000 | 10000 | | | | | | 200 | | |
| | GABON | 64 | 6000 | 6000 | | | | | 1000 | | | |
| | CONGO BRA | 927 | 5800 | 5800 | | | | | 43 | | | |
| | CF SOMAL | 242 | | | | | | | 460 | | | |
| | SOMALIE | 94 | | | | | | | | 242 | | |
| | MADAGASC | 3250 | 3250 | 3250 | | | | | | 94 | | |
| | REUNION | 233 | | | | | | | 233 | | | |
| | ST P MIO | 602 | | | | | | | | 602 | | |
| | GUADELOUP | 404 | | | | | | | | 404 | | |
| | MARTINIQ | 484 | | | | | | | | 484 | 1333 | |
| | GUYANE | 478 | | | | | | | 750 | 459 | | |
| | N CALEDO | 3400 | | | | | | | | 3400 | | |
| | POLYNESIE | 2000 | | | | | | | | 2000 | | |

Werte : 1000 \$ — Mengen : Tonnen falls nicht anders vermerkt (Abkürzungen siehe Anhang)
Einheitswerte : \$ je ausgewiesener Mengeneinheit — Y : siehe im Anhang Anmerkungen zu den Waren

Valeurs : 1000 \$ — Quantités : Tonnes sauf indication contraire (Voir abréviations en Annexe)
Valeurs unitaires : \$ par unité de quantité indiquée — Y : voir notes par produits en Annexe

Tab. 1

import

1961

| Einheit Unité | Ursprung Origine | WELT MONDE | EWG CEE | darunter : dont : | | | | | AOM | DRITTE LÄNDER PAYS TIERS | darunter : dont : | |
|--|---------------------|---------------|------------|-------------------|----------|-----------|---------------------|--------|------|-----------------------------------|-------------------|------------------------|
| | | | | France | U.E.B.L. | Nederland | Deutschland (BR) | Italia | | | USA | G. Britan. Roy. Uni |
| <p style="text-align: center;">EINFUHR-LÄNDER ↓ IMPORTATEUR</p> | | | | | | | | | | | | |
| <p style="text-align: center;">Y 011 VIANDE FRAICHE REFRIG CONGELÉE FLEISCH FRISCH GEKUEHLT GEFR</p> | | | | | | | | | | | | |
| 1000 DOL | ALGERIE | 20335 | 20134 | 19827 | 5 | 302 | | | 94 | 107 | 15 | |
| | MAURITAN | 246 | 246 | 246 | | | | | | | | |
| | MALI | 22 | 22 | 22 | | | | | | | | |
| | NIGER | 16 | 14 | 14 | | | | | | | | |
| | TCHAD | 40 | 35 | 33 | | | | | | | | |
| | SENEGAL | 313 | 287 | 258 | 7 | 22 | | 1 | 3 | 2 | | |
| | HTE VOLTA | 8 | 7 | 7 | | | | | 1 | 26 | | |
| | C IVOIRE | 578 | 519 | 513 | | 6 | | | | 59 | | |
| | TOGO | 64 | 24 | 23 | | | | | 39 | 1 | | |
| | DAHOMY | 38 | 33 | 33 | | 1 | | | 5 | | | |
| | CAMEROUN | 363 | 130 | 124 | 2 | 4 | | | 207 | 26 | | |
| | CENTRAFR | 67 | 65 | 62 | 1 | 2 | | | 1 | 1 | | |
| | GABON | 645 | 347 | 347 | | | | | 293 | 5 | | |
| | CONGO BRA | 592 | 312 | 286 | 4 | 21 | | 1 | 253 | 27 | | |
| | SOMALIE | 4 | | | | | | | | 4 | | |
| | MADAGASC | 4 | 4 | 4 | | | | | | | | |
| | COMORES | 6 | 1 | 1 | | | | | 5 | | | |
| | ST P MIO | 271 | 3 | 3 | | | | | | 268 | | |
| | N CALEDO | 256 | 119 | 73 | | 46 | | | | 137 | 1 | |
| | POLYNESIE | 499 | 8 | 5 | | 3 | | | | 491 | 213 | |
| TONNES | ALGERIE | 23571 | 23262 | 22749 | 17 | 496 | | | 148 | 161 | 23 | |
| TONNES | MAURITAN | 216 | 216 | 216 | | | | | | | | |
| TONNES | MALI | 10 | 10 | 10 | | | | | | | | |
| TONNES | NIGER | 8 | 7 | 7 | | | | | 1 | | | |
| TONNES | TCHAD | 18 | 12 | 11 | | 1 | | | 4 | 2 | | |
| TONNES | SENEGAL | 208 | 181 | 156 | 6 | 19 | | | | 27 | | |
| TONNES | HTE VOLTA | 4 | 3 | 3 | | | | | | 1 | | |
| TONNES | C IVOIRE | 304 | 242 | 237 | | 5 | | | | 62 | | |
| TONNES | TOGO | 75 | 15 | 14 | | | | | | 6 | | |
| TONNES | DAHOMY | 26 | 21 | 21 | | | | | 54 | | | |
| TONNES | CAMEROUN | 769 | 83 | 77 | 2 | 4 | | | 656 | 30 | | |
| TONNES | CENTRAFR | 31 | 29 | 27 | | 2 | | | | 2 | | |
| TONNES | GABON | 686 | 216 | 216 | | | | | 467 | 3 | | |
| TONNES | CONGO BRA | 614 | 198 | 172 | 3 | 22 | | 1 | 394 | 22 | | |
| TONNES | SOMALIE | 5 | | | | | | | | 5 | | |
| TONNES | MADAGASC | 12 | 12 | 12 | | | | | | | | |
| TONNES | COMORES | 9 | | | | | | | | | | |
| TONNES | ST P MIO | 258 | 3 | 3 | | | | | 8 | 1 | | |
| TONNES | N CALEDO | 267 | 109 | 64 | | 45 | | | | 255 | | |
| TONNES | POLYNESIE | 606 | 6 | 3 | | 3 | | | | 158 | 2 | |
| VAL UNIT | ALGERIE | 863 | 866 | 872 | 294 | 609 | | | 635 | 665 | 652 | |
| | MAURITAN | 1139 | 1139 | 1139 | | | | | | | | |
| | MALI | 2200 | 2200 | 2200 | | | | | | | | |
| | NIGER | 2000 | 2000 | 2000 | | | | | | | | |
| | TCHAD | 2222 | 2917 | 3000 | | | 1000 | | 2000 | 1000 | | |
| | SENEGAL | 1505 | 1586 | 1654 | 1167 | 1158 | | | 750 | 963 | | |
| | HTE VOLTA | 2000 | 2333 | 2333 | | | | | | | | |
| | C IVOIRE | 1901 | 2145 | 2165 | | | | | | 952 | | |
| | TOGO | 853 | 1600 | 1643 | | | | | | 167 | | |
| | DAHOMY | 1462 | 1571 | 1571 | | | | | 722 | | | |
| | CAMEROUN | 472 | 1566 | 1610 | 1000 | 1000 | | | 1000 | | | |
| | CENTRAFR | 2161 | 2241 | 2246 | | | | | 316 | 867 | | |
| | GABON | 940 | 1606 | 1606 | | | | | | 500 | | |
| | CONGO BRA | 964 | 1576 | 1663 | 1333 | 955 | 1000 | | 627 | 1667 | | |
| | SOMALIE | 800 | | | | | | | 642 | 1227 | | |
| | MADAGASC | 333 | 333 | 333 | | | | | | 800 | | |
| | COMORES | 667 | | | | | | | | | | |
| | ST P MIO | 1050 | 1000 | 1000 | | | | | 625 | | | |
| | N CALEDO | 959 | 1092 | 1141 | | | | | | 1051 | | |
| | POLYNESIE | 823 | 1333 | 1667 | | | | | | 867 | 500 | |
| | | | | | | | | | | 818 | 922 | |
| <p style="text-align: center;">Y 012 VIANDES ETC SECHES SALES FUMES FLEISCH USW EINFACH ZUBEREITET</p> | | | | | | | | | | | | |
| 1000 DOL | ALGERIE | 1848 | 1653 | 1626 | | 1 | | | 26 | | 195 | |
| | MAURITAN | 6 | 6 | 6 | | | | | | | | |
| | MALI | 8 | 7 | 7 | | | | | | | 1 | |
| | NIGER | 2 | 1 | 1 | | | | | | | | |
| | TCHAD | 17 | 17 | 17 | | | | | | 1 | | |
| | SENEGAL | 65 | 58 | 48 | | | | | 10 | | 7 | |
| | HTE VOLTA | 5 | 5 | 5 | | | | | | | | |
| | C IVOIRE | 56 | 48 | 41 | | 5 | | | 2 | | 8 | |
| | TOGO | 5 | 4 | 4 | | | | | | | 1 | |
| | DAHOMY | 3 | 3 | 3 | | | | | | | | |
| | CAMEROUN | 25 | 24 | 23 | | | | | 1 | | 1 | |
| | CENTRAFR | 31 | 29 | 26 | | | | | 3 | | 2 | |
| | GABON | 27 | 27 | 27 | | | | | | | | |
| | CONGO BRA | 45 | 41 | 39 | | | | | | | | |
| | SOMALIE | 7 | 7 | | | | | | 2 | | 4 | |
| | MADAGASC | 9 | 9 | 9 | | | | | 7 | | | |
| | REUNION | 235 | 228 | 228 | | | | | | | | |
| | GUADELOUP | 467 | 195 | 181 | | | | | | | 272 | 50 |
| | MARTINIO | 423 | 90 | 75 | | | 14 | | | | 333 | 39 |
| | GUYANE | 54 | 14 | 13 | | | 1 | | | | 40 | 21 |
| | N CALEDO | 31 | 24 | 16 | | | | | 8 | | 7 | |
| | POLYNESIE | 21 | 2 | 2 | | | | | | | 19 | |
| TONNES | ALGERIE | 1532 | 1426 | 1410 | | 3 | | | 13 | | 106 | |
| TONNES | MAURITAN | 4 | 4 | 4 | | | | | | | | |
| TONNES | MALI | 4 | 4 | 4 | | | | | | | | |
| TONNES | NIGER | 1 | | | | | | | | | 1 | |
| TONNES | TCHAD | 6 | 6 | 6 | | | | | | | | |

Werte : 1000 \$ — Mengen : Tonnen falls nicht anders vermerkt (Abkürzungen siehe Anhang)
 Einheitswerte : \$ je ausgewiesener Mengeneinheit — Y : siehe im Anhang Anmerkungen zu den Waren

Valeurs : 1000 \$ — Quantités : Tonnes sauf indication contraire (Voir abréviations en Annexe)
 Valeurs unitaires : \$ par unité de quantité indiquée — Y : voir notes par produits en Annexe

import

1961

Tab. 1

| Einheit Unité | Ursprung Origine | WELT MONDE | EWG CEE | darunter : dont : | | | | | A O M | DRITTE LÄNDER PAYS TIERS | darunter : dont : | |
|-------------------------------------|---------------------|---------------|------------|-------------------|----------|-----------|---------------------|--------|-------|-----------------------------------|-------------------|------------------------|
| | | | | France | U.E.B.L. | Nederland | Deutschland (BR) | Italia | | | USA | G. Britan. Roy. Uni |
| EINFUHRLÄNDER | | | | | | | | | | | | |
| ↓ IMPORTATEUR | | | | | | | | | | | | |
| TONNES | SENEGAL | 30 | 26 | 22 | | | | 4 | | 4 | | |
| TONNES | HTE VOLTA | 3 | 2 | 2 | | | | | | 1 | | |
| TONNES | C IVOIRE | 45 | 39 | 15 | | 23 | | 1 | | 6 | | |
| TONNES | TOGO | 2 | 2 | 2 | | | | | | | | |
| TONNES | DAHOMÉY | 2 | 2 | 2 | | | | | | | | |
| TONNES | CAMEROUN | 14 | 11 | 11 | | | | | | 3 | | |
| TONNES | CENTRAFR | 17 | 16 | 15 | | | | 1 | | 1 | | |
| TONNES | GABON | 12 | 12 | 12 | | | | | | | | |
| TONNES | CONGO BRA | 19 | 17 | 16 | | | | 1 | | 2 | | |
| TONNES | SOMALIE | 3 | 3 | | | | | 3 | | | | |
| TONNES | MADAGASC | 5 | 5 | 5 | | | | | | | | |
| TONNES | REUNION | 351 | 343 | 343 | | | | | 8 | | | |
| TONNES | GUADELOUP | 1056 | 354 | 321 | | | | | | 702 | 94 | |
| TONNES | MARTINIQ | 1171 | 215 | 162 | | | | | | 956 | 36 | |
| TONNES | GUYANE | 110 | 12 | 10 | | | | | | 98 | 42 | |
| TONNES | N CALEDO | 15 | 10 | 9 | | | | 1 | | 5 | | |
| TONNES | POLYNESIE | 21 | 2 | 2 | | | | | | 19 | | |
| VAL UNIT | ALGERIE | 1206 | 1159 | 1153 | | 333 | | | | 1840 | | |
| | MAURITAN | 1500 | 1500 | 1500 | | | | | | | | |
| | MALI | 2000 | 1750 | 1750 | | | | | | | | |
| | NIGER | 2000 | | | | | | | | | | |
| | TCHAD | 2833 | 2833 | 2833 | | | | | | | | |
| | SENEGAL | 2167 | 2231 | 2182 | | | | | | 1750 | | |
| | HTE VOLTA | 1667 | 2500 | 2500 | | | | 2500 | | | | |
| | C IVOIRE | 1244 | 1231 | 2733 | | | | | | 1333 | | |
| | TOGO | 2500 | 2000 | 2000 | | 217 | | | | | | |
| | DAHOMÉY | 1500 | 1500 | 1500 | | | | | | | | |
| | CAMEROUN | 1786 | 2182 | 2091 | | | | | | 333 | | |
| | CENTRAFR | 1824 | 1813 | 1733 | | | | | | 2000 | | |
| | GABON | 2250 | 2250 | 2250 | | | | | | | | |
| | CONGO BRA | 2368 | 2412 | 2438 | | | | | | 2000 | | |
| | SOMALIE | 2333 | 2333 | | | | | 2333 | | | | |
| | MADAGASC | 1800 | 1800 | 1800 | | | | | | | | |
| | REUNION | 670 | 665 | 665 | | | | | 875 | | | |
| | GUADELOUP | 442 | 551 | 564 | | | | | | 387 | 532 | |
| | MARTINIQ | 361 | 419 | 463 | | | | 424 | | 348 | 1083 | |
| | GUYANE | 491 | 1167 | 1300 | | | | 283 | | 408 | 500 | |
| | N CALEDO | 2067 | 2400 | 1778 | | | | 500 | | 1400 | | |
| | POLYNESIE | 1000 | 1000 | 1000 | | | | | | 1000 | | |
| Y O I 3 PREP ET CONSERVES DE VIANDE | | | | | | | | | | | | |
| 1000 DOL | ALGERIE | 12039 | 11730 | 11493 | | 234 | | 3 | 5 | 304 | | |
| | MAURITAN | 53 | 52 | 52 | | | | | | 1 | | |
| | MALI | 37 | 35 | 32 | | 3 | | | | 2 | | |
| | NIGER | 51 | 47 | 44 | | 3 | | | 1 | 2 | 1 | |
| | TCHAD | 149 | 143 | 139 | | 3 | | 1 | 1 | 5 | | |
| | SENEGAL | 595 | 569 | 357 | | 211 | | 1 | | 26 | | |
| | HTE VOLTA | 70 | 61 | 57 | | 4 | | | 1 | 8 | | |
| | C IVOIRE | 513 | 466 | 425 | | 39 | | 1 | 1 | 47 | 6 | |
| | TOGO | 75 | 46 | 43 | | 3 | | | | 25 | | |
| | DAHOMÉY | 71 | 68 | 61 | | 7 | | | 1 | 2 | | |
| | CAMEROUN | 335 | 262 | 245 | | 15 | | 2 | 4 | 69 | 1 | |
| | CENTRAFR | 169 | 159 | 156 | | 2 | | 1 | | 10 | | |
| | GABON | 320 | 273 | 270 | | 1 | | | 4 | 43 | | |
| | CONGO BRA | 446 | 377 | 358 | | 9 | | 7 | 1 | 65 | 16 | |
| | CF SOMAL | 42 | 26 | 19 | | 6 | | 1 | | 15 | 2 | |
| | SOMALIE | 27 | 25 | | | | | | | 2 | | |
| | MADAGASC | 372 | 364 | 344 | | 20 | | | 25 | 8 | | |
| | REUNION | 488 | 362 | 362 | | | | | | | | |
| | COMORES | 6 | 4 | 4 | | | | | 126 | | | |
| | GUADELOUP | 605 | 573 | 527 | | 46 | | | 1 | 32 | | |
| | MARTINIQ | 555 | 537 | 523 | | 14 | | | | 18 | | |
| | GUYANE | 130 | 130 | 130 | | | | | | | | |
| | N CALEDO | 543 | 472 | 465 | | 4 | | 3 | 20 | 50 | 2 | |
| | POLYNESIE | 644 | 445 | 402 | | 43 | | | 58 | 141 | 25 | |
| TONNES | ALGERIE | 12382 | 12006 | 11856 | | 148 | | 2 | 5 | 371 | | |
| TONNES | MAURITAN | 37 | 36 | 36 | | | | | | 1 | | |
| TONNES | MALI | 32 | 29 | 27 | | 2 | | | | 3 | | |
| TONNES | NIGER | 40 | 35 | 33 | | 2 | | | 1 | 3 | 1 | |
| TONNES | TCHAD | 94 | 90 | 88 | | 2 | | | | 4 | | |
| TONNES | SENEGAL | 494 | 467 | 312 | | 154 | | 1 | | 27 | | |
| TONNES | HTE VOLTA | 56 | 45 | 42 | | 3 | | | | 11 | 5 | |
| TONNES | C IVOIRE | 464 | 423 | 394 | | 29 | | | | 41 | | |
| TONNES | TOGO | 81 | 38 | 35 | | 3 | | | | 35 | | |
| TONNES | DAHOMÉY | 60 | 56 | 51 | | 5 | | | 1 | 3 | | |
| TONNES | CAMEROUN | 314 | 241 | 225 | | 15 | | | 3 | 70 | 2 | |
| TONNES | CENTRAFR | 129 | 120 | 117 | | 2 | | | 1 | 9 | | |
| TONNES | GABON | 308 | 257 | 254 | | 1 | | | 2 | 49 | | |
| TONNES | CONGO BRA | 419 | 365 | 349 | | 8 | | 5 | 1 | 50 | 16 | |
| TONNES | CF SOMAL | 37 | 25 | 17 | | 5 | | 1 | | 13 | 2 | |
| TONNES | SOMALIE | 16 | 15 | | | | | | | 1 | 1 | |
| TONNES | MADAGASC | 285 | 280 | 264 | | 16 | | | | 5 | | |
| TONNES | REUNION | 454 | 331 | 331 | | | | | 123 | | | |
| TONNES | COMORES | 3 | 3 | 3 | | | | | | | | |
| TONNES | GUADELOUP | 357 | 329 | 290 | | 39 | | | | 1 | | |
| TONNES | MARTINIQ | 589 | 570 | 557 | | 13 | | | | 28 | | |
| TONNES | GUYANE | 136 | 136 | 136 | | | | | | 19 | | |
| TONNES | N CALEDO | 711 | 634 | 618 | | 13 | | | 3 | 57 | 5 | |
| TONNES | POLYNESIE | 840 | 576 | 524 | | 52 | | | 94 | 170 | 40 | |

Werte : 1000 \$ — Mengen : Tonnen falls nicht anders vermerkt (Abkürzungen siehe Anhang)
Einheitswerte : \$ je ausgewiesener Mengeneinheit — Y : siehe im Anhang Anmerkungen zu den Waren

Valeurs : 1000 \$ — Quantités : Tonnes sauf indication contraire (Voir abréviations en Annexe)
Valeurs unitaires : \$ par unité de quantité indiquée — Y : voir notes par produits en Annexe

i m p o r t

1961

Tab. 1

| Einheit Unité | Ursprung Origine | WELT MONDE | EWG CEE | darunter : dont : | | | | | AOM | DRITTE LÄNDER PAYS TIERS | darunter : dont : | |
|---------------------------|---------------------|---------------|------------|-------------------|----------|-----------|---------------------|--------|------|-----------------------------------|-------------------|------------------------|
| | | | | France | U.E.B.L. | Nederland | Deutschland (BR) | Italia | | | USA | G. Britan. Roy. Uni |
| EINFUHRLÄNDER | | | | | | | | | | | | |
| ↓ IMPORTATEUR | | | | | | | | | | | | |
| VAL UNIT | ALGERIE | 972 | 977 | 969 | | 1581 | | 1500 | 1000 | 819 | | |
| | MAURITAN | 1432 | 1444 | 1444 | | | | | | 1000 | | |
| | MALI | 1156 | 1207 | 1185 | | 1500 | | | | 667 | | |
| | NIGER | 1275 | 1343 | 1333 | | 1500 | | | 1000 | 667 | 1000 | |
| | TCHAD | 1585 | 1589 | 1580 | | 1500 | | | | 1250 | | |
| | SENEGAL | 1204 | 1218 | 1144 | | 1370 | | | | 963 | | |
| | HTE VOLTA | 1250 | 1356 | 1357 | | 1333 | | 1000 | | 727 | 1200 | |
| | C IVOIRE | 1106 | 1102 | 1079 | | 1345 | | | | 1146 | | 333 |
| | TOGO | 926 | 1211 | 1229 | | 1000 | | | | 714 | | |
| | DAHOMÉY | 1183 | 1214 | 1196 | | 1400 | | | 1000 | 667 | | |
| | CAMEROUN | 1067 | 1087 | 1089 | | 1000 | | 2000 | 1333 | 986 | 500 | |
| | CENTRAFR | 1310 | 1325 | 1333 | | 1000 | | 1000 | | 1111 | 500 | |
| | GABON | 1039 | 1062 | 1063 | | 1000 | 1000 | | 2000 | 878 | | 1000 |
| | CONGO BRA | 1064 | 1033 | 1026 | 1000 | 1125 | 1400 | 1000 | 1000 | 1300 | 1000 | 1000 |
| | CF SOMAL | 1135 | 1130 | 1118 | | 1200 | 1000 | | 1000 | 1154 | | 2000 |
| | SOMALIE | 1688 | 1667 | | | | | 1667 | | 2000 | | |
| | MADAGASC | 1305 | 1300 | 1303 | | 1250 | | | | 1600 | | |
| | REUNION | 1075 | 1094 | 1094 | | | | | 1024 | | | |
| | COMORES | 2000 | 1333 | 1333 | | | | | 1000 | 1000 | | |
| | GUADELOUP | 1695 | 1742 | 1817 | | 1179 | | | | 1143 | | |
| | MARTINIQ | 942 | 942 | 939 | | 1077 | | | | 947 | | |
| | GUYANE | 956 | 956 | 956 | | | | | | | | |
| | N CALEDO | 764 | 744 | 752 | | 308 | | 1000 | 1053 | 877 | 400 | |
| | POLYNESIE | 767 | 773 | 767 | | 827 | | | 617 | 829 | 625 | |
| 022 LAIT ET CREME DE LAIT | | | | | | | | | | | | |
| MILCH UND RAHM | | | | | | | | | | | | |
| 1000 DOL | ALGERIE | 14472 | 13637 | 13428 | | 209 | | | | 835 | 6 | |
| | MAURITAN | 101 | 60 | 48 | | 12 | | | 3 | 38 | 36 | 1 |
| | MALI | 349 | 334 | 96 | | 238 | | | 2 | 13 | | |
| | NIGER | 68 | 65 | 35 | 1 | 28 | | | 1 | 2 | | |
| | TCHAD | 110 | 72 | 29 | | 41 | 2 | | | 38 | 10 | 1 |
| | SENEGAL | 2427 | 2297 | 1403 | 1 | 893 | | | | 130 | | |
| | HTE VOLTA | 263 | 229 | 107 | | 120 | | 2 | 2 | 32 | 17 | 3 |
| | C IVOIRE | 2484 | 2399 | 1515 | 1 | 872 | | 11 | | 65 | | |
| | TOGO | 115 | 101 | 41 | | 60 | | | | 9 | | |
| | DAHOMÉY | 196 | 164 | 98 | | 66 | | | 3 | 29 | 24 | |
| | CAMEROUN | 608 | 555 | 231 | | 324 | | | | 53 | 11 | |
| | CENTRAFR | 142 | 116 | 30 | | 86 | | | | 26 | | |
| | GABON | 216 | 194 | 89 | | 104 | | | | 20 | 17 | |
| | CONGO BRA | 422 | 390 | 126 | | 259 | 5 | | 6 | 26 | | |
| | SOMALIE | 57 | 5 | | | | | | | 52 | 38 | |
| | MADAGASC | 1519 | 1481 | 585 | | 893 | | 3 | | 38 | 9 | |
| | REUNION | 886 | 881 | 812 | | 69 | | | | 5 | | |
| | COMORES | 32 | 32 | 13 | | 19 | | | | | | |
| | ST P MIO | 49 | 40 | 4 | | 36 | | | | 9 | | |
| | GUADELOUP | 735 | 667 | 625 | | 42 | | | | 68 | 13 | |
| | MARTINIQ | 954 | 888 | 855 | | 33 | | | | 66 | 1 | |
| | GUYANE | 152 | 141 | 79 | | 62 | | | | 11 | | |
| | N CALEDO | 587 | 130 | 130 | | | | | | 457 | 54 | |
| | POLYNESIE | 326 | 98 | 50 | | 48 | | | | 228 | | |
| TONNES | ALGERIE | 43602 | 41937 | 41629 | | 248 | | | | 1665 | 15 | |
| TONNES | MAURITAN | 494 | 305 | 265 | | 40 | | | 10 | 179 | 168 | 5 |
| TONNES | MALI | 890 | 849 | 176 | | 673 | | | 4 | 37 | | |
| TONNES | NIGER | 174 | 164 | 76 | 2 | 84 | | | 2 | 9 | | |
| TONNES | TCHAD | 171 | 117 | 46 | | 69 | 2 | | | 54 | 25 | 2 |
| TONNES | SENEGAL | 8013 | 7703 | 4769 | 2 | 2932 | | | | 310 | | |
| TONNES | HTE VOLTA | 1277 | 1181 | 315 | | 860 | | 6 | 2 | 94 | 44 | 11 |
| TONNES | C IVOIRE | 6594 | 6484 | 4051 | 2 | 2406 | | 25 | | 110 | | |
| TONNES | TOGO | 328 | 285 | 86 | | 199 | | | | 23 | | |
| TONNES | DAHOMÉY | 500 | 379 | 173 | | 206 | | | 6 | 115 | 105 | |
| TONNES | CAMEROUN | 1622 | 1512 | 508 | | 1004 | | | | 110 | 30 | |
| TONNES | CENTRAFR | 323 | 292 | 77 | | 215 | | | | 31 | | |
| TONNES | GABON | 628 | 570 | 260 | | 308 | | | 1 | 57 | 49 | |
| TONNES | CONGO BRA | 1046 | 1016 | 324 | | 684 | 8 | | 4 | 26 | | |
| TONNES | SOMALIE | 701 | 6 | | | | | | | 695 | 518 | |
| TONNES | MADAGASC | 3744 | 3650 | 1285 | | 2355 | | 6 | | 94 | 27 | |
| TONNES | REUNION | 1553 | 1541 | 1352 | | 189 | | 10 | | 12 | | |
| TONNES | COMORES | 75 | 75 | 25 | | 50 | | | | | | |
| TONNES | ST P MIO | 180 | 153 | 11 | | 142 | | | | 27 | | |
| TONNES | GUADELOUP | 1334 | 1205 | 1094 | | 111 | | | | 129 | 65 | |
| TONNES | MARTINIQ | 1714 | 1612 | 1524 | | 88 | | | | 102 | 2 | |
| TONNES | GUYANE | 360 | 340 | 173 | | 167 | | | | 20 | | |
| TONNES | N CALEDO | 1255 | 250 | 250 | | | | | | 1005 | 260 | |
| TONNES | POLYNESIE | 882 | 232 | 61 | | 171 | | | | 650 | | |
| VAL UNIT | ALGERIE | 332 | 325 | 322 | | 843 | | | | 502 | 400 | |
| | MAURITAN | 204 | 197 | 181 | | 300 | | | 300 | 212 | 214 | 200 |
| | MALI | 392 | 393 | 545 | | 354 | | | 500 | 351 | | |
| | NIGER | 391 | 396 | 461 | 500 | 333 | | 500 | 1000 | 222 | | |
| | TCHAD | 643 | 615 | 630 | | 594 | 1000 | | | 704 | 400 | 500 |
| | SENEGAL | 303 | 298 | 294 | 500 | 305 | | | | 419 | | |
| | HTE VOLTA | 206 | 194 | 340 | | 140 | | 333 | 1000 | 340 | 386 | 273 |
| | C IVOIRE | 374 | 370 | 374 | 500 | 362 | | 440 | | 591 | | |
| | TOGO | 351 | 354 | 477 | | 302 | | | | 391 | | |
| | DAHOMÉY | 392 | 433 | 566 | | 320 | | | 500 | 252 | 229 | |
| | CAMEROUN | 375 | 367 | 455 | | 323 | | | | 482 | 367 | |
| | CENTRAFR | 440 | 397 | 390 | | 400 | | | | 839 | | |
| | GABON | 344 | 340 | 342 | | 338 | 500 | | 2000 | 351 | 347 | |
| | CONGO BRA | 403 | 384 | 389 | | 379 | 625 | | 1500 | 1000 | | |
| | SOMALIE | 81 | 833 | | | | | 833 | | 75 | 73 | |
| | MADAGASC | 406 | 406 | 455 | | 379 | | 300 | | 404 | 333 | |
| | REUNION | 571 | 572 | 601 | | 365 | | | | 417 | | |
| | COMORES | 427 | 427 | 520 | | 380 | | | | | | |

Werte : 1000 \$ — Mengen : Tonnen falls nicht anders vermerkt (Abkürzungen siehe Anhang)
Einheitswerte : \$ je ausgewiesener Mengeneinheit — Y : siehe im Anhang Anmerkungen zu den Waren

Valeurs : 1000 \$ — Quantités : Tonnes sauf indication contraire (Voir abréviations en Annexe)
Valeurs unitaires : \$ par unité de quantité indiquée — Y : voir notes par produits en Annexe

import

1961

Tab. 1

| Einheit Unité | Ursprung Origine | WELT MONDE | EWG CEE | darunter : dont : | | | | | AOM | DRITTE LÄNDER PAYS TIERS | darunter : dont : | |
|------------------|---------------------------------|---------------|------------|-------------------|----------|-----------|---------------------|--------|-----|-----------------------------------|-------------------|------------------------|
| | | | | France | U.E.B.L. | Nederland | Deutschland (BR) | Italia | | | USA | G. Britan. Roy. Uni |
| | EINFUHR-LÄNDER ↓ IMPORTATEUR | | | | | | | | | | | |
| | ST P M I O | 272 | 261 | 364 | | 254 | | | | 333 | | |
| | GUADELOUP | 551 | 554 | 571 | | 378 | | | | 527 | 200 | |
| | MARTINIQ | 557 | 551 | 561 | | 375 | | | | 647 | 500 | |
| | GUYANE | 422 | 415 | 457 | | 371 | | | | 550 | | |
| | N CALEDO | 468 | 520 | 520 | | | | | | 455 | 208 | |
| | POLYNESIE | 370 | 422 | 820 | | 281 | | | | 351 | | |
| | 023 BEURRE | | | | | | | | | | | |
| 1000 DOL | ALGERIE | 8569 | 7712 | 7429 | 201 | 82 | | | 6 | 851 | | |
| | MAURITAN | 24 | 24 | 24 | | | | | | | | |
| | MALI | 46 | 43 | 33 | | 10 | | | 3 | | | |
| | NIGER | 34 | 23 | 23 | | | | | 5 | 6 | | |
| | TCHAD | 59 | 54 | 47 | | 7 | | | | 5 | | 1 |
| | SENEGAL | 538 | 511 | 393 | | 118 | | | | 27 | | |
| | HTE VOLTA | 45 | 43 | 39 | | 4 | | | | 2 | | |
| | C IVOIRE | 421 | 414 | 288 | | 19 | | | | 7 | | |
| | TOGO | 24 | 22 | 19 | | 3 | | | | 2 | | |
| | DAHOMY | 49 | 47 | 36 | | 21 | | | | 2 | | |
| | CAMEROUN | 142 | 131 | 99 | | 32 | | | | 11 | | |
| | CENTRAFR | 71 | 70 | 51 | 1 | 18 | | | | 1 | | |
| | GABON | 97 | 95 | 60 | | 35 | | | | 2 | | |
| | CONGO BRA | 179 | 146 | 71 | 2 | 73 | | | | 33 | | |
| | SOMALIE | 23 | 3 | | | | | 3 | | 20 | | |
| | MADAGASC | 442 | 413 | 301 | | 107 | | 5 | | 29 | | |
| | REUNION | 184 | 184 | 168 | | 16 | | | | | | |
| | COMORES | 6 | 7 | 3 | | 4 | | | | 1 | | |
| | ST P M I O | 73 | 24 | 24 | | | | | | 49 | | 45 |
| | GUADELOUP | 162 | 148 | 130 | | 18 | | | | 14 | | |
| | MARTINIQ | 173 | 157 | 152 | | 5 | | | | 16 | | |
| | GUYANE | 56 | 56 | 40 | | 16 | | | | | | |
| | N CALEDO | 272 | 17 | 17 | | | | | | 255 | | |
| | POLYNESIE | 310 | 10 | 9 | | 1 | | | | 300 | | |
| TONNES | ALGERIE | 9505 | 8382 | 7992 | 306 | 84 | | | 8 | 1115 | | |
| TONNES | MAURITAN | 21 | 21 | 21 | | | | | | | | |
| TONNES | MALI | 44 | 37 | 27 | | 10 | | | 6 | 1 | | |
| TONNES | NIGER | 52 | 17 | 17 | | | | | 7 | 28 | | |
| TONNES | TCHAD | 42 | 37 | 30 | | 7 | | | | 5 | | 1 |
| TONNES | SENEGAL | 532 | 503 | 368 | | 135 | | | | 29 | | |
| TONNES | HTE VOLTA | 40 | 39 | 34 | | 5 | | | | 1 | | |
| TONNES | C IVOIRE | 379 | 372 | 251 | | 121 | | | | 7 | | |
| TONNES | TOGO | 20 | 18 | 15 | | 3 | | | | 2 | | |
| TONNES | DAHOMY | 43 | 41 | 22 | | 19 | | | | 2 | | |
| TONNES | CAMEROUN | 121 | 111 | 79 | | 32 | | | | 10 | | |
| TONNES | CENTRAFR | 53 | 53 | 34 | 1 | 18 | | | | | | |
| TONNES | GABON | 81 | 79 | 47 | | 32 | | | | 2 | | |
| TONNES | CONGO BRA | 170 | 134 | 57 | 2 | 75 | | | | 36 | | |
| TONNES | SOMALIE | 22 | 2 | | | | | 2 | | 20 | | |
| TONNES | MADAGASC | 419 | 383 | 262 | | 105 | | 16 | | 36 | | |
| TONNES | REUNION | 137 | 136 | 121 | | 15 | | | | 1 | | |
| TONNES | COMORES | 5 | 6 | 2 | | 4 | | | | 1 | | |
| TONNES | ST P M I O | 73 | 23 | 23 | | | | | | 50 | | 46 |
| TONNES | GUADELOUP | 139 | 127 | 110 | | 17 | | | | 12 | | |
| TONNES | MARTINIQ | 151 | 133 | 129 | | 4 | | | | 18 | | |
| TONNES | GUYANE | 45 | 45 | 32 | | 13 | | | | | | |
| TONNES | N CALEDO | 352 | 14 | 14 | | | | | | 338 | | |
| TONNES | POLYNESIE | 383 | 8 | 7 | | 1 | | | | 375 | | |
| VAL UNIT | ALGERIE | 902 | 920 | 930 | 657 | 976 | | | 750 | 763 | | |
| | MAURITAN | 1143 | 1143 | 1143 | | | | | | | | |
| | MALI | 1045 | 1162 | 1222 | | 1000 | | | 500 | | | |
| | NIGER | 654 | 353 | 353 | | | | | 714 | 214 | | |
| | TCHAD | 1405 | 1459 | 1567 | | 1000 | | | | 1000 | 1000 | |
| | SENEGAL | 1011 | 1016 | 1068 | | 874 | | | | 931 | | |
| | HTE VOLTA | 1125 | 1103 | 1147 | | 800 | | | | 2000 | | |
| | C IVOIRE | 1111 | 1113 | 1147 | | 1041 | | | | 1000 | | |
| | TOGO | 1200 | 1222 | 1267 | | 1000 | | | | 1000 | | |
| | DAHOMY | 1140 | 1146 | 1182 | | 1105 | | | | 1000 | | |
| | CAMEROUN | 1174 | 1180 | 1253 | | 1000 | | | | 1100 | | |
| | CENTRAFR | 1340 | 1321 | 1500 | 1000 | 1000 | | | | | | |
| | GABON | 1198 | 1203 | 1277 | | 1094 | | | | 1000 | | |
| | CONGO BRA | 1053 | 1090 | 1246 | 1000 | 973 | | | | 917 | | |
| | SOMALIE | 1045 | 1500 | | | | | 1500 | | 1000 | | |
| | MADAGASC | 1055 | 1078 | 1149 | | 1019 | | | | 806 | | |
| | REUNION | 1343 | 1353 | 1388 | | 1067 | | | | | | |
| | COMORES | 1200 | 1167 | 1500 | | 1000 | | | | 1000 | | |
| | ST P M I O | 1000 | 1043 | 1043 | | | | | | 980 | | 978 |
| | GUADELOUP | 1165 | 1165 | 1182 | | 1059 | | | | 1167 | | |
| | MARTINIQ | 1146 | 1180 | 1178 | | 1250 | | | | 889 | | |
| | GUYANE | 1244 | 1244 | 1250 | | 1231 | | | | | | |
| | N CALEDO | 773 | 1214 | 1214 | | | | | | 754 | | |
| | POLYNESIE | 809 | 1250 | 1286 | | 1000 | | | | 800 | | |
| | 024 FROMAGE ET CAILLEBOTTE | | | | | | | | | | | |
| 1000 DOL | ALGERIE | 17929 | 16743 | 16328 | 5 | 338 | 1 | 71 | | 1186 | | |
| | MAURITAN | 37 | 36 | 36 | | | | | | 1 | | |
| | MALI | 55 | 52 | 52 | | | | | | 3 | | |
| | NIGER | 55 | 50 | 50 | | | | | 5 | | | |
| | TCHAD | 130 | 128 | 121 | | 7 | | | | 2 | | |
| | SENEGAL | 721 | 682 | 659 | | 15 | 5 | 3 | | 39 | | |
| | KAESE UND QUARK | | | | | | | | | | | |

Werte : 1000 \$ — Mengen : Tonnen falls nicht anders vermerkt (Abkürzungen siehe Anhang)
 Einheitswerte : \$ je ausgewiesener Mengeneinheit — Y : siehe im Anhang Anmerkungen zu den Waren

Valeurs : 1000 \$ — Quantités : Tonnes sauf indication contraire (Voir abréviations en Annexe)
 Valeurs unitaires : \$ par unité de quantité indiquée — Y : voir notes par produits en Annexe

Tab. 1

import

1961

| Einheit Unité | Ursprung Origine | WELT MONDE | EWG CEE | darunter : dont : | | | | | AOM | DRITTE LÄNDER PAYS TIERS | darunter : dont : | |
|------------------|---------------------|---------------|------------|-------------------|----------|-----------|---------------------|--------|------|-----------------------------------|-------------------|------------------------|
| | | | | France | U.E.B.L. | Nederland | Deutschland (BR) | Italia | | | USA | G. Britan. Roy. Uni |
| | EINFUHRLÄNDER | | | | | | | | | | | |
| | IMPORTATEUR | | | | | | | | | | | |
| | HTE VOLTA | 56 | 53 | 52 | | 1 | | | 1 | | 2 | |
| | C IVOIRE | 418 | 411 | 405 | | 4 | | | | | 7 | |
| | TOGO | 42 | 40 | 36 | | 4 | | 2 | | | | |
| | DAHOMÉY | 74 | 60 | 54 | | 6 | | | 2 | | 14 | 10 |
| | CAMÉROUN | 248 | 235 | 198 | | 34 | | 3 | | | 13 | |
| | CENTRAFR | 170 | 161 | 140 | | 20 | 1 | | | | 9 | |
| | GABON | 147 | 144 | 125 | | 19 | | | | | 3 | |
| | CONGO BRA | 338 | 312 | 274 | 9 | 28 | 1 | | | | 26 | |
| | SOMALIE | 51 | 50 | | | | | 50 | | | 1 | 1 |
| | MADAGASC | 449 | 434 | 414 | | 18 | | | 2 | | 15 | |
| | REUNION | 225 | 223 | 180 | | 43 | | | | | 2 | |
| | COMORES | 3 | 3 | 3 | | | | | | | | |
| | ST P MIO | 20 | 12 | 8 | | 4 | | | | | 4 | |
| | GUADELOUP | 263 | 262 | 242 | | 20 | | | | | 1 | |
| | MARTINIQ | 362 | 357 | 343 | | 14 | | | | | 5 | |
| | GUYANE | 68 | 66 | 43 | | 23 | | | | | 2 | |
| | N CALEDO | 268 | 182 | 180 | | 1 | | | 1 | | 86 | |
| | POLYNESIE | 100 | 42 | 39 | | 3 | | | | | 58 | 1 |
| TONNES | ALGERIE | 19494 | 18035 | 17513 | 5 | 457 | 1 | 59 | | | 1459 | |
| TONNES | MAURITAN | 29 | 28 | 28 | | | | | | | 1 | |
| TONNES | MALI | 41 | 38 | 38 | | | | | | | 3 | |
| TONNES | NIGER | 47 | 44 | 44 | | | | | | 3 | | |
| TONNES | TCHAD | 73 | 72 | 67 | | 5 | | | | | 1 | |
| TONNES | SENEGAL | 645 | 598 | 573 | | 17 | 6 | 2 | | | 47 | |
| TONNES | HTE VOLTA | 45 | 43 | 42 | | 1 | | | 1 | | 1 | |
| TONNES | C IVOIRE | 343 | 336 | 330 | | 4 | | 2 | | | 7 | |
| TONNES | TOGO | 30 | 28 | 25 | | 3 | | | 1 | | 1 | |
| TONNES | DAHOMÉY | 68 | 46 | 41 | | 5 | | | | | 22 | 18 |
| TONNES | CAMÉROUN | 171 | 160 | 132 | | 26 | | 2 | | | 11 | |
| TONNES | CENTRAFR | 110 | 103 | 87 | | 16 | | | | | 7 | |
| TONNES | GABON | 94 | 93 | 78 | | 15 | | | | | 1 | |
| TONNES | CONGO BRA | 243 | 219 | 184 | 8 | 26 | 1 | | | | 24 | 1 |
| TONNES | SOMALIE | 38 | 37 | | | | | 37 | | | 1 | |
| TONNES | MADAGASC | 370 | 359 | 338 | | 20 | | 1 | | | 11 | |
| TONNES | REUNION | 187 | 185 | 134 | | 51 | | | | | 2 | |
| TONNES | COMORES | 2 | 2 | 2 | | | | | | | | |
| TONNES | ST P MIO | 20 | 14 | 8 | | 6 | | | | | 4 | |
| TONNES | GUADELOUP | 235 | 232 | 207 | | 25 | | | | | 3 | |
| TONNES | MARTINIQ | 338 | 331 | 310 | | 21 | | | | | 7 | |
| TONNES | GUYANE | 61 | 59 | 32 | | 27 | | | | | 2 | |
| TONNES | N CALEDO | 232 | 125 | 123 | | 1 | | 1 | | | 107 | |
| TONNES | POLYNESIE | 100 | 36 | 31 | | 5 | | | | | 64 | 1 |
| VAL UNIT | ALGERIE | 920 | 928 | 932 | 1000 | 740 | 1000 | 1203 | | | 813 | |
| | MAURITAN | 1276 | 1286 | 1286 | | | | | | | 1000 | |
| | MALI | 1341 | 1368 | 1368 | | | | | | | 1000 | |
| | NIGER | 1170 | 1136 | 1136 | | | | | | 1667 | | |
| | TCHAD | 1781 | 1778 | 1806 | | 1400 | | | | | 2000 | |
| | SENEGAL | 1118 | 1140 | 1150 | | 882 | 833 | 1500 | | | 830 | |
| | HTE VOLTA | 1244 | 1233 | 1238 | | 1000 | | | 1000 | | 2000 | |
| | C IVOIRE | 1219 | 1223 | 1227 | | 1000 | | 1000 | | | 1000 | |
| | TOGO | 1400 | 1429 | 1440 | | 1333 | | | 2000 | | | |
| | DAHOMÉY | 1088 | 1304 | 1317 | | 1200 | | | | | 636 | 556 |
| | CAMÉROUN | 1450 | 1469 | 1500 | | 1308 | | 1500 | | | 1182 | |
| | CENTRAFR | 1545 | 1563 | 1609 | | 1250 | | | | | 1286 | |
| | GABON | 1564 | 1548 | 1603 | | 1267 | | | | | 3000 | |
| | CONGO BRA | 1391 | 1425 | 1489 | 1125 | 1077 | 1000 | | | | 1083 | 1000 |
| | SOMALIE | 1342 | 1351 | | | | | 1351 | | | 1000 | |
| | MADAGASC | 1214 | 1209 | 1225 | | 900 | | 2000 | | | 1364 | |
| | REUNION | 1203 | 1205 | 1343 | | 843 | | | | | 1000 | |
| | COMORES | 1500 | 1500 | 1500 | | | | | | | | |
| | ST P MIO | 1000 | 857 | 1000 | | 667 | | | | | 1000 | |
| | GUADELOUP | 1119 | 1129 | 1169 | | 800 | | | | | 333 | |
| | MARTINIQ | 1071 | 1079 | 1106 | | 667 | | | | | 714 | |
| | GUYANE | 1115 | 1119 | 1344 | | 852 | | | | | 1000 | |
| | N CALEDO | 1155 | 1456 | 1463 | | 1000 | | 1000 | | | 804 | |
| | POLYNESIE | 1000 | 1167 | 1258 | | 600 | | | | | 906 | 1000 |
| Y | 025 | | | | | | | | | | | |
| | OEUF D OISEAUX | | | | | | | | | | | |
| | VOGELEIER | | | | | | | | | | | |
| 1000 DOL | ALGERIE | 4510 | 3523 | 534 | 2485 | 472 | 30 | 2 | | | 987 | |
| | MAURITAN | 17 | 16 | 16 | | | | | | | 1 | |
| | MALI | 8 | 7 | 7 | | | | | | | 1 | |
| | NIGER | 4 | 1 | 1 | | | | | | 3 | | |
| | TCHAD | 24 | 17 | 17 | | | | | 1 | | 6 | 1 |
| | SENEGAL | 267 | 24 | 2 | 1 | 2 | | | | | 243 | |
| | HTE VOLTA | 14 | 3 | 3 | | | | | 6 | | 5 | |
| | C IVOIRE | 42 | 8 | 6 | | | 1 | | | | 34 | |
| | TOGO | 9 | 5 | 5 | | | | | 2 | | 2 | |
| | DAHOMÉY | 5 | 3 | 3 | | | | | | | 2 | |
| | CAMÉROUN | 24 | 15 | 15 | | | | | | | 9 | |
| | CENTRAFR | 16 | 7 | 7 | | | | | | | 9 | |
| | GABON | 18 | 16 | 16 | | | | | | | 2 | |
| | CONGO BRA | 38 | | | | | | | | | 38 | |
| | SOMALIE | 3 | | | | | | | | | 3 | |
| | MADAGASC | 6 | 6 | 6 | | | | | | | | |
| | POLYNESIE | 43 | 42 | 36 | | 6 | | | | | 1 | |
| TONNES | ALGERIE | 7520 | 6266 | 884 | 4452 | 903 | 24 | 3 | | | 1254 | |
| TONNES | MAURITAN | 19 | 15 | 15 | | | | | | | 4 | |
| TONNES | MALI | 7 | 6 | 6 | | | | | | | 1 | |
| TONNES | NIGER | 3 | 1 | 1 | | | | | | 2 | | |
| TONNES | TCHAD | 14 | 7 | 7 | | | | | | | 7 | 1 |

Werte: 1000 \$ — Mengen: Tonnen falls nicht anders vermerkt (Abkürzungen siehe Anhang)
Einheitswerte: \$ je ausgewiesener Mengeneinheit — Y: siehe im Anhang Anmerkungen zu den Waren

Valeurs: 1000 \$ — Quantités: Tonnes sauf indication contraire (Voir abréviations en Annexe)
Valeurs unitaires: \$ par unité de quantité indiquée — Y: voir notes par produits en Annexe

import

1961

Tab. 1

| Einheit Unité | Ursprung Origine | WELT MONDE | EWG CEE | darunter : dont : | | | | | AOM | DRITTE LÄNDER PAYS TIERS | darunter : dont : | |
|------------------|-------------------------------|---------------|------------|-------------------|----------|-----------|---------------------|--------|------|-----------------------------------|-------------------|------------------------|
| | | | | France | U.E.B.L. | Nederland | Deutschland (BR) | Italia | | | USA | G. Britan. Roy. Uni |
| | EINFUHR-LÄNDER IMPORTATEUR | | | | | | | | | | | |
| TONNES | SENEGAL | 405 | 29 | 24 | 2 | 3 | | | | 376 | | |
| TONNES | HTE VOLTA | 14 | 3 | 3 | | | | 4 | | 7 | | |
| TONNES | C IVOIRE | 50 | 9 | 6 | 2 | | 1 | | | 41 | | |
| TONNES | TOGO | 8 | 5 | 5 | | | | 1 | | 2 | | |
| TONNES | DAHOMÉY | 5 | 3 | 3 | | | | | | 2 | | |
| TONNES | CAMEROUN | 24 | 14 | 14 | | | | | | 10 | | |
| TONNES | CENTRAFR | 17 | 6 | 6 | | | | | | 11 | | |
| TONNES | GABON | 15 | 13 | 13 | | | | | | 2 | | |
| TONNES | CONGO BRA | 46 | | | | | | | | 46 | | |
| TONNES | SOMALIE | 3 | | | | | | | | 3 | | |
| TONNES | MADAGASC | 6 | 6 | 6 | | | | | | | | |
| TONNES | POLYNESIE | 47 | 46 | 40 | | | 6 | | | 1 | | |
| VAL UNIT | ALGERIE | 600 | 562 | 604 | 558 | 523 | 1250 | 667 | | 787 | | |
| | MAURITAN | 895 | 1067 | 1067 | | | | | | 250 | | |
| | MALI | 1143 | 1167 | 1167 | | | | | | 1000 | | |
| | NIGER | 1333 | 1000 | 1000 | | | | | 1500 | | | |
| | TCHAD | 1714 | 2429 | 2429 | | | | | | 857 | 1000 | |
| | SENEGAL | 659 | 828 | 875 | 500 | 667 | | | | 646 | | |
| | HTE VOLTA | 1000 | 1000 | 1000 | | | | | 1500 | 714 | | |
| | C IVOIRE | 840 | 889 | 1000 | 500 | | 1000 | | | 829 | | |
| | TOGO | 1125 | 1000 | 1000 | | | | | 2000 | 1000 | | |
| | DAHOMÉY | 1000 | 1000 | 1000 | | | | | | 1000 | | |
| | CAMEROUN | 1000 | 1071 | 1071 | | | | | | 900 | | |
| | CENTRAFR | 941 | 1167 | 1167 | | | | | | 900 | | |
| | GABON | 1200 | 1231 | 1231 | | | | | | 818 | | |
| | CONGO BRA | 826 | | | | | | | | 1000 | | |
| | SOMALIE | 1000 | | | | | | | | 826 | | |
| | MADAGASC | 1000 | 1000 | 1000 | | | | | | 1000 | | |
| | POLYNESIE | 915 | 913 | 900 | | | 1000 | | | 1000 | | |
| | 031 POISSONS | | | | | | | | | | | |
| 1000 DOL | ALGERIE | 4139 | 2741 | 2727 | 11 | 2 | 1 | | 99 | 1299 | | |
| | MAURITAN | 3 | 3 | 3 | | | | | | | | |
| | MALI | 18 | 13 | 13 | | | | 5 | | | | |
| | NIGER | 26 | 14 | 14 | | | | 11 | | 1 | | |
| | TCHAD | 52 | 47 | 47 | | | | 3 | | 2 | | 1 |
| | SENEGAL | 85 | 83 | 83 | | | | | | 2 | | |
| | HTE VOLTA | 29 | 20 | 20 | | | | 9 | | | | |
| | C IVOIRE | 134 | 128 | 128 | | | | | | 6 | | |
| | TOGO | 12 | 8 | 8 | | | | 4 | | | | |
| | DAHOMÉY | 28 | 16 | 16 | | | | 12 | | | | |
| | CAMEROUN | 1449 | 90 | 81 | 4 | 5 | | 5 | | 1354 | | |
| | CENTRAFR | 70 | 48 | 48 | | | | 5 | | 17 | | |
| | GABON | 655 | 94 | 94 | | | | 206 | | 355 | | |
| | CONGO BRA | 1946 | 237 | 199 | | | 3 | 1117 | | 592 | | |
| | SOMALIE | 1 | 1 | | | | | 1 | | | | |
| | MADAGASC | 68 | 61 | 61 | | | | 1 | | 6 | | |
| | REUNION | 681 | 600 | 600 | | | | 22 | | 59 | | |
| | COMORES | 2 | 1 | 1 | | | | 1 | | | | |
| | ST P MIQ | 6 | | | | | | | | 6 | | 2 |
| | GUADELOUP | 813 | 788 | 788 | | | | | | 25 | | |
| | MARTINIQ | 1135 | 1113 | 1096 | | | 17 | | | 22 | | |
| | GUYANE | 53 | 52 | 52 | | | | | | 1 | | |
| | N CALEDO | 50 | 12 | 12 | | | | | | 38 | | |
| | POLYNESIE | 36 | 4 | 4 | | | | | | 32 | | 16 |
| TONNES | ALGERIE | 9367 | 6183 | 6146 | 32 | 2 | 3 | | 185 | 2999 | | |
| TONNES | MAURITAN | 2 | 2 | 2 | | | | 6 | | | | |
| TONNES | MALI | 15 | 9 | 9 | | | | 10 | | 1 | | |
| TONNES | NIGER | 21 | 10 | 10 | | | | 15 | | 1 | | |
| TONNES | TCHAD | 35 | 19 | 19 | | | | | | 1 | | |
| TONNES | SENEGAL | 88 | 86 | 86 | | | | 11 | | 2 | | |
| TONNES | HTE VOLTA | 28 | 16 | 16 | | | | | | 1 | | |
| TONNES | C IVOIRE | 175 | 98 | 98 | | | | | | 37 | | |
| TONNES | TOGO | 27 | 4 | 4 | | | | 14 | | 9 | | |
| TONNES | DAHOMÉY | 163 | 10 | 10 | | | | 150 | | 3 | | |
| TONNES | CAMEROUN | 2160 | 72 | 61 | 3 | 8 | | 10 | | 2078 | | |
| TONNES | CENTRAFR | 57 | 33 | 33 | | | | 7 | | 17 | | |
| TONNES | GABON | 1789 | 135 | 135 | | | | 585 | | 1069 | | |
| TONNES | CONGO BRA | 5363 | 502 | 412 | 82 | | 8 | 2951 | | 1910 | | |
| TONNES | SOMALIE | 2 | 2 | | | | | 2 | | | | |
| TONNES | MADAGASC | 108 | 91 | 91 | | | | | | 17 | | |
| TONNES | REUNION | 1415 | 1183 | 1183 | | | | 49 | | 183 | | |
| TONNES | COMORES | 6 | 1 | 1 | | | | 5 | | | | |
| TONNES | ST P MIQ | 75 | | | | | | | | 75 | | 64 |
| TONNES | GUADELOUP | 1880 | 1796 | 1796 | | | | | | 84 | | |
| TONNES | MARTINIQ | 2896 | 2820 | 2758 | | | 62 | | | 76 | | |
| TONNES | GUYANE | 117 | 111 | 111 | | | | | | 6 | | |
| TONNES | N CALEDO | 42 | 10 | 10 | | | | | | 32 | | |
| TONNES | POLYNESIE | 23 | 4 | 4 | | | | | | 19 | | 12 |
| VAL UNIT | ALGERIE | 442 | 443 | 444 | 344 | 1000 | 333 | | 335 | 433 | | |
| | MAURITAN | 1500 | 1500 | 1500 | | | | | | | | |
| | MALI | 1200 | 1444 | 1444 | | | | | 833 | | | |
| | NIGER | 1238 | 1400 | 1400 | | | | | 1100 | 1000 | | |
| | TCHAD | 1486 | 2474 | 2474 | | | | | 200 | 2000 | | |
| | SENEGAL | 966 | 965 | 965 | | | | | | 1000 | | |
| | HTE VOLTA | 1036 | 1250 | 1250 | | | | | 818 | | | |
| | C IVOIRE | 993 | 1306 | 1306 | | | | | | 162 | | |
| | TOGO | 444 | 2000 | 2000 | | | | | | 286 | | |
| | DAHOMÉY | 172 | 1600 | 1600 | | | | | | 80 | | |
| | CAMEROUN | 671 | 1250 | 1328 | 1333 | 625 | | | 500 | 652 | | |
| | CENTRAFR | 1228 | 1455 | 1455 | | | | | 714 | 1000 | | |

Werte : 1000 \$ — Mengen : Tonnen falls nicht anders vermerkt (Abkürzungen siehe Anhang)
Einheitswerte : \$ je ausgewiesener Mengeneinheit — Y : siehe im Anhang Anmerkungen zu den Waren

Valeurs : 1000 \$ — Quantités : Tonnes sauf indication contraire (Voir abréviations en Annexe)
Valeurs unitaires : \$ par unité de quantité indiquée — Y : voir notes par produits en Annexe

Tab. 1

import

1961

| Einheit Unité | Ursprung Origine | WELT MONDE | EWG CEE | darunter: dont: | | | | | AOM | DRITTE LÄNDER PAYS TIERS | darunter: dont: | |
|--|---------------------|---------------|------------|-----------------|----------|------------|---------------------|--------|------|-----------------------------------|-----------------|------------------------|
| | | | | France | U.E.B.L. | Niederland | Deutschland (BR) | Italia | | | USA | G. Britan. Roy. Uni |
| EINFUHRLÄNDER | | | | | | | | | | | | |
| ↓ IMPORTATEUR | | | | | | | | | | | | |
| | GABON | 366 | 696 | 696 | | | | | 352 | 332 | | |
| | CONGO BRA | 363 | 472 | 483 | 427 | | 375 | | 379 | 310 | | |
| | SOMALIE | 500 | 500 | | | | | | | | | |
| | MADAGASC | 630 | 670 | 670 | | | | 500 | | 353 | | |
| | REUNION | 481 | 507 | 507 | | | | | | 322 | | |
| | COMORES | 333 | 1000 | 1000 | | | | | 449 | 322 | | |
| | ST P MIO | 80 | | | | | | | 200 | | | |
| | GUADELOUP | 432 | 439 | 439 | | | | | | 80 | 31 | |
| | MARTINIO | 392 | 395 | 397 | | | | | | 298 | | |
| | GUYANE | 453 | 468 | 468 | 274 | | | | | 289 | | |
| | N CALEDO | 1190 | 1200 | 1200 | | | | | | 167 | | |
| | POLYNESIE | 1565 | 1000 | 1000 | | | | | | 1188 | | |
| | | | | | | | | | | 1684 | 1333 | |
| Y 032 PREP CONSERV POISSONS ET CRUST FISCHEBEREITUNGEN U KONSERVEN | | | | | | | | | | | | |
| 1000 DOL | ALGERIE | 2702 | 2023 | 1977 | 1 | 27 | 15 | 3 | 22 | 657 | 6 | 2 |
| | MAURITAN | 15 | 13 | 13 | | | | | 1 | 1 | | |
| | MALI | 68 | 21 | 17 | | 4 | | | | 47 | | |
| | NIGER | 44 | 17 | 17 | | | | | 6 | 21 | | |
| | TCHAD | 58 | 20 | 17 | | 3 | | | | 37 | | |
| | SENEGAL | 357 | 88 | 69 | | 2 | | | 1 | 269 | | |
| | HTE VOLTA | 74 | 15 | 12 | | 3 | | | | 59 | | |
| | C IVOIRE | 578 | 115 | 98 | 1 | 12 | 4 | | | 463 | | 1 |
| | TOGO | 275 | 10 | 8 | | 2 | | | | 244 | | |
| | DAHOMEY | 40 | 15 | 11 | | 4 | | | 4 | 21 | | |
| | CAMEROUN | 652 | 97 | 61 | 3 | 27 | 6 | | 7 | 548 | | |
| | CENTRAFR | 127 | 42 | 31 | | 11 | | | 1 | 84 | | |
| | GABON | 327 | 142 | 62 | 1 | 79 | | | | 185 | | |
| | CONGO BRA | 482 | 129 | 57 | 5 | 67 | | | 2 | 351 | 8 | |
| | SOMALIE | 6 | 5 | | | | | 5 | | 1 | | |
| | MADAGASC | 307 | 75 | 54 | | 15 | 6 | | 3 | 229 | | |
| | REUNION | 353 | 141 | 124 | | 17 | | | 2 | 210 | | |
| | COMORES | 5 | 2 | 2 | | | | | | 3 | | |
| | ST P MIO | 69 | 27 | 23 | | 4 | | | | 24 | | |
| | GUADELOUP | 103 | 53 | 53 | | | | | 2 | 48 | | |
| | MARTINIO | 99 | 36 | 36 | | | | | 3 | 60 | | |
| | GUYANE | 29 | 22 | 22 | | | | | | 7 | | |
| | N CALEDO | 194 | 54 | 35 | | 18 | 1 | | 85 | 52 | 6 | |
| | POLYNESIE | 205 | 19 | 13 | | 5 | 1 | | | 186 | 100 | |
| TONNES | ALGERIE | 3637 | 2708 | 2632 | | 59 | 16 | 1 | 28 | 901 | 2 | 2 |
| TONNES | MAURITAN | 15 | 12 | 12 | | | | | 2 | 1 | | |
| TONNES | MALI | 117 | 26 | 13 | | 13 | | | | 91 | | |
| TONNES | NIGER | 52 | 11 | 11 | | | | | 7 | 34 | | |
| TONNES | TCHAD | 81 | 22 | 14 | | 8 | | | 1 | 58 | | |
| TONNES | SENEGAL | 505 | 75 | 60 | | 5 | | | | 430 | | |
| TONNES | HTE VOLTA | 133 | 18 | 10 | | 8 | 10 | | | 115 | | |
| TONNES | C IVOIRE | 979 | 110 | 69 | 3 | 35 | 3 | | | 869 | | 4 |
| TONNES | TOGO | 578 | 16 | 9 | | 7 | | | | 494 | | |
| TONNES | DAHOMEY | 63 | 24 | 10 | | 14 | | | 6 | 33 | | |
| TONNES | CAMEROUN | 1376 | 161 | 56 | 9 | 91 | 5 | | 6 | 1209 | | |
| TONNES | CENTRAFR | 227 | 59 | 28 | | 31 | | | 1 | 167 | | |
| TONNES | GABON | 629 | 290 | 49 | 2 | 239 | | | | 339 | | |
| TONNES | CONGO BRA | 914 | 262 | 46 | 7 | 209 | | | 4 | 648 | 17 | |
| TONNES | SOMALIE | 8 | 6 | | | | | 6 | | 2 | | |
| TONNES | MADAGASC | 533 | 116 | 70 | | 42 | 4 | | 2 | 415 | | |
| TONNES | REUNION | 605 | 243 | 199 | | 44 | | | 2 | 360 | | |
| TONNES | COMORES | 7 | 2 | 2 | | | | | | 5 | | |
| TONNES | ST P MIO | 76 | 36 | 27 | | 9 | | | | 20 | | |
| TONNES | GUADELOUP | 174 | 79 | 79 | | | | | 2 | 93 | | |
| TONNES | MARTINIO | 161 | 41 | 41 | | | | | 4 | 116 | | |
| TONNES | GUYANE | 38 | 26 | 26 | | | | | | 12 | | |
| TONNES | N CALEDO | 370 | 93 | 34 | | 58 | 1 | | 151 | 122 | 19 | |
| TONNES | POLYNESIE | 376 | 29 | 12 | | 14 | 3 | | | 347 | 198 | |
| VAL UNIT | ALGERIE | 743 | 747 | 751 | | 458 | 938 | 3000 | 786 | 729 | 3000 | 1000 |
| | MAURITAN | 1000 | 1083 | 1083 | | | | | 500 | 1000 | | |
| | MALI | 581 | 808 | 1308 | | 308 | | | | 516 | | |
| | NIGER | 846 | 1545 | 1545 | | | | | 857 | 618 | | |
| | TCHAD | 716 | 909 | 1214 | | 375 | | | 1000 | 638 | | |
| | SENEGAL | 707 | 1173 | 1150 | | 400 | 1700 | | | 626 | | |
| | HTE VOLTA | 556 | 833 | 1200 | | 375 | | | | 513 | | |
| | C IVOIRE | 590 | 1045 | 1420 | 333 | 343 | 1333 | | | 533 | | 250 |
| | TOGO | 476 | 625 | 889 | | 286 | | | | 494 | | |
| | DAHOMEY | 635 | 625 | 1100 | | 286 | | | 667 | 636 | | |
| | CAMEROUN | 474 | 602 | 1089 | 333 | 297 | 1200 | | 1167 | 453 | | |
| | CENTRAFR | 559 | 712 | 1107 | | 355 | | | 1000 | 503 | | |
| | GABON | 520 | 490 | 1265 | 500 | 331 | | | | 546 | | |
| | CONGO BRA | 527 | 492 | 1239 | 714 | 321 | | | 500 | 542 | 471 | |
| | SOMALIE | 750 | 833 | | | | | 833 | | 500 | | |
| | MADAGASC | 576 | 647 | 771 | | 357 | 1500 | | 1500 | 552 | | |
| | REUNION | 583 | 580 | 623 | | 386 | | | 1000 | 583 | | |
| | COMORES | 714 | 1000 | 1000 | | | | | | 600 | | |
| | ST P MIO | 908 | 750 | 852 | | 444 | | | | 1200 | | |
| | GUADELOUP | 592 | 671 | 671 | | | | | 1000 | 516 | | |
| | MARTINIO | 615 | 878 | 878 | | | | | 750 | 517 | | |
| | GUYANE | 763 | 846 | 846 | | | | | | 583 | | |
| | N CALEDO | 524 | 581 | 1029 | | 310 | 1000 | | 563 | 426 | 316 | |
| | POLYNESIE | 545 | 655 | 1083 | | 357 | 333 | | | 536 | 505 | |
| Y 041 FROMENT EPEAUTRE METEIL WEIZEN SPELZ UND MENCKORN | | | | | | | | | | | | |
| 1000 DOL | ALGERIE | 36870 | 8129 | 8129 | | | | | | 28741 | 20217 | |

Werte: 1000 \$ — Mengen: Tonnen falls nicht anders vermerkt (Abkürzungen siehe Anhang)
 Einheitswerte: \$ je ausgewiesener Mengeneinheit — Y: siehe im Anhang Anmerkungen zu den Waren

Valeurs: 1000 \$ — Quantités: Tonnes sauf indication contraire (Voir abréviations en Annexe)
 Valeurs unitaires: \$ par unité de quantité indiquée — Y: voir notes par produits en Annexe

import

1961

Tab. 1

| Einheit Unité | Ursprung Origine | WELT MONDE | EWG CEE | darunter : dont : | | | | | A O M | DRITTE LÄNDER PAYS TIERS | darunter : dont : | |
|------------------|-----------------------------------|---------------|------------|-------------------|----------|-----------|---------------------|--------|-------|-----------------------------------|-------------------|------------------------|
| | | | | France | U.E.B.L. | Nederland | Deutschland (BR) | Italia | | | USA | G. Britan. Roy. Uni |
| | EINFUHRLÄNDER ↓ IMPORTATEUR | | | | | | | | | | | |
| | NIGER | 1 | 1 | 1 | | | | | | | | |
| | SENEGAL | 6 022 | 6 022 | 6 022 | | | | | | | | |
| | HTE VOLTA | 22 | 13 | 13 | | | | | 8 | 1 | | |
| | DAHOMÉY | 53 | | | | | | | 53 | | | |
| | SOMALIE | 4 | | | | | | | | 4 | | |
| | MADAGASC | 3 | 3 | 3 | | | | | | | | |
| | POLYNESIE | 31 | | | | | | | | 31 | | |
| TONNES | ALGERIE | 445925 | 102528 | 102528 | | | | | | 343397 | 043004 | |
| TONNES | NIGER | 9 | 9 | 9 | | | | | | | | |
| TONNES | SENEGAL | 74166 | 74156 | 74156 | | | | | | 10 | | |
| TONNES | HTE VOLTA | 130 | 110 | 110 | | | | | 20 | | | |
| TONNES | DAHOMÉY | 678 | | | | | | | 678 | | | |
| TONNES | SOMALIE | 31 | | | | | | | | 31 | | |
| TONNES | MADAGASC | 16 | 16 | 16 | | | | | | | | |
| TONNES | POLYNESIE | 307 | | | | | | | | 307 | | |
| VAL UNIT | ALGERIE | 83 | 79 | 79 | | | | | | 84 | 470 | |
| | NIGER | 111 | 111 | 111 | | | | | | | | |
| | SENEGAL | 81 | 81 | 81 | | | | | | | | |
| | HTE VOLTA | 169 | 118 | 118 | | | | | 400 | | | |
| | DAHOMÉY | 78 | | | | | | | 78 | | | |
| | SOMALIE | 129 | | | | | | | | 129 | | |
| | MADAGASC | 188 | 188 | 188 | | | | | | | | |
| | POLYNESIE | 101 | | | | | | | | 101 | | |
| | Y | 042 | RIZ | | | | | | | | | |
| | | | | | | | | | | | | |
| | | | | | | | | | | | | |
| 1000 DOL | ALGERIE | 1233 | 956 | 922 | | | | 34 | | | 277 | |
| | MAURITAN | 74 | 15 | 15 | | | | | 43 | | 16 | |
| | MALI | 20 | | | | | | | 12 | | 8 | |
| | NIGER | 160 | 3 | 3 | | | | | 14 | | 140 | |
| | TCHAD | 85 | 4 | 3 | | | | | 80 | | 1 | |
| | SENEGAL | 10924 | 16 | 16 | | | 1 | | | | 10908 | |
| | HTE VOLTA | 59 | 25 | 24 | | | | | 1 | | 33 | |
| | C IVOIRE | 4082 | 179 | 42 | 69 | | 67 | | 17 | | 3886 | 248 |
| | TOGO | 401 | 1 | 1 | | | | | 12 | | 388 | 7 |
| | DAHOMÉY | 347 | 27 | 9 | | | | | 43 | | 277 | 7 |
| | CAMEROUN | 1091 | 125 | 29 | 3 | | | 13 | | | 966 | 62 |
| | CENTRAFR | 23 | 8 | 6 | 2 | | | | 11 | | 4 | 1 |
| | GABON | 140 | 27 | 26 | | | | 1 | | | 113 | 1 |
| | CONGO BRA | 100 | 31 | 16 | | | 6 | 1 | 5 | | 64 | 9 |
| | CF SOMAL | 403 | 35 | 35 | | | | | | | 368 | 43 |
| | SOMALIE | 748 | 98 | | | | | | 98 | | 650 | 36 |
| | REUNION | 4922 | | | | | | | | | 4638 | |
| | COMORES | 786 | | | | | | | 786 | | | |
| | GUADELOUP | 1323 | 81 | 81 | | | | | 181 | | 1061 | |
| | MARTINIO | 404 | 22 | 22 | | | | | | | 382 | 37 |
| | GUYANE | 125 | 11 | 11 | | | | | | | 114 | |
| | N CALEDO | 461 | 280 | 264 | | | | 16 | 4 | | 177 | |
| | POLYNESIE | 349 | 1 | 1 | | | | | | | 348 | 33 |
| TONNES | ALGERIE | 7218 | 4272 | 4114 | | | | 158 | | | 2946 | |
| TONNES | MAURITAN | 558 | 57 | 57 | | | | | 361 | | 140 | |
| TONNES | MALI | 163 | | | | | | | 97 | | 66 | |
| TONNES | NIGER | 1399 | 9 | 9 | | | | | 100 | | 1290 | |
| TONNES | TCHAD | 926 | 10 | 6 | | | | 4 | 915 | | 1 | |
| TONNES | SENEGAL | 109785 | 56 | 56 | | | | | | | 109729 | |
| TONNES | HTE VOLTA | 525 | 191 | 189 | | | | | 10 | | 324 | |
| TONNES | C IVOIRE | 33867 | 1258 | 264 | 495 | | 495 | | 98 | | 32511 | 1995 |
| TONNES | TOGO | 3089 | 2 | 2 | | | | | 99 | | 2988 | 50 |
| TONNES | DAHOMÉY | 2689 | 201 | 53 | | | | | 420 | | 2068 | |
| TONNES | CAMEROUN | 8206 | 832 | 175 | 19 | | | 94 | | | 7374 | 409 |
| TONNES | CENTRAFR | 149 | 23 | 17 | 6 | | | | 97 | | 29 | 2 |
| TONNES | GABON | 1038 | 167 | 157 | | | | | 10 | | 871 | 9 |
| TONNES | CONGO BRA | 636 | 194 | 101 | | | 25 | 9 | 20 | | 422 | 27 |
| TONNES | CF SOMAL | 3181 | 248 | 248 | | | | | | | 2933 | 318 |
| TONNES | SOMALIE | 5989 | 630 | | | | | | | | 5359 | 230 |
| TONNES | REUNION | 43783 | | | | | | | 2228 | | 41555 | |
| TONNES | COMORES | 5892 | | | | | | | 5892 | | | |
| TONNES | GUADELOUP | 10123 | 593 | 593 | | | | | 1147 | | 8383 | |
| TONNES | MARTINIO | 3108 | 145 | 145 | | | | | | | 2963 | 259 |
| TONNES | GUYANE | 855 | 77 | 77 | | | | | | | 778 | |
| TONNES | N CALEDO | 2954 | 1796 | 1686 | | | | | | | 1138 | |
| TONNES | POLYNESIE | 2444 | 4 | 4 | | | | | 110 | 20 | 1138 | 164 |
| VAL UNIT | ALGERIE | 171 | 224 | 224 | | | | 215 | | | 94 | |
| | MAURITAN | 133 | 263 | 263 | | | | | 119 | | 114 | |
| | MALI | 123 | | | | | | | 124 | | 121 | |
| | NIGER | 114 | 333 | 333 | | | | | 140 | | 109 | |
| | TCHAD | 92 | 400 | 500 | | | | 250 | 87 | | 1000 | |
| | SENEGAL | 100 | 286 | 286 | | | | | | | 99 | |
| | HTE VOLTA | 112 | 131 | 127 | | | | | 100 | | 102 | |
| | C IVOIRE | 121 | 142 | 159 | 139 | | | | 173 | | 120 | 124 |
| | TOGO | 130 | 500 | 500 | | | | | 121 | | 130 | 140 |
| | DAHOMÉY | 129 | 134 | 170 | | | | | 102 | | 134 | |
| | CAMEROUN | 133 | 150 | 166 | | | | | | | 131 | 152 |
| | CENTRAFR | 154 | 348 | 353 | | | | 138 | 113 | | 138 | 500 |
| | GABON | 135 | 162 | 166 | | | | | | | 130 | 111 |
| | CONGO BRA | 157 | 160 | 158 | | | | | 100 | | 136 | 333 |
| | CF SOMAL | 127 | 141 | 141 | | | | 240 | 111 | 136 | 250 | 152 |
| | SOMALIE | 125 | 156 | | | | | | | | 125 | 135 |
| | REUNION | 112 | | | | | | | 156 | | 121 | 157 |
| | COMORES | 133 | | | | | | | 127 | | 112 | |
| | | | | | | | | | 133 | | | |

Werte: 1000 \$ — Mengen: Tonnen falls nicht anders vermerkt (Abkürzungen siehe Anhang)
Einheitswerte: \$ je ausgewiesener Mengeneinheit — Y: siehe im Anhang Anmerkungen zu den Waren

Valeurs: 1000 \$ — Quantités: Tonnes sauf indication contraire (Voir abréviations en Annexe)
Valeurs unitaires: \$ par unité de quantité indiquée — Y: voir notes par produits en Annexe

Tab. 1

import

1961

| Einheit Unité | Ursprung Origine | WELT MONDE | EWG CEE | darunter : dont : | | | | | AOM | DRITTE LÄNDER PAYS TIERS | darunter : dont : | |
|------------------|---------------------|-----------------|------------|-------------------|----------|-----------|---------------------|--------|------|-----------------------------------|-------------------|------------------------|
| | | | | France | U.E.B.L. | Nederland | Deutschland (BR) | Italia | | | USA | G. Britan. Roy. Uni |
| | EINFUHRLÄNDER | | | | | | | | | | | |
| | IMPORTATEUR | | | | | | | | | | | |
| | GUADELOUP | 131 | 137 | 137 | | | | 158 | 127 | | | |
| | MARTINIO | 130 | 152 | 152 | | | | | 129 | 143 | | |
| | GUYANE | 146 | 143 | 143 | | | | | 147 | | | |
| | N CALEDO | 156 | 156 | 157 | | | | 145 | 156 | | | |
| | POLYNESIE | 143 | 250 | 250 | | | | 200 | 143 | 201 | | |
| Y | 043 | ORGE | | | | | | | | | | |
| 1000 DOL | ALGERIE | 6360 | 6360 | 6360 | | | | | | | | |
| | SENEGAL | 12 | 1 | 1 | | | | | 11 | 10 | | |
| TONNES | ALGERIE | 104031 | 104031 | 104031 | | | | | | | | |
| TONNES | SENEGAL | 223 | 5 | 5 | | | | | 218 | 198 | | |
| VAL UNIT | ALGERIE | 61 | 61 | 61 | | | | | | | | |
| | SENEGAL | 54 | 200 | 200 | | | | | 50 | 51 | | |
| Y | 044 | MAIS | | | | | | | | | | |
| 1000 DOL | ALGERIE | 233 | 232 | 232 | | | | | | | | |
| | SENEGAL | 559 | 49 | 49 | | | | | 1 | 1 | | |
| | DAHOMY | 2 | | | | | | 1 | 510 | 135 | | |
| | GABON | 6 | | | | | | 6 | 1 | | | |
| | CONGO BRA | 5 | | | | | | 5 | | | | |
| | SOMALIE | 11 | | | | | | | 11 | | | |
| | REUNION | 1190 | 282 | 282 | | | | 266 | 642 | | | |
| | GUADELOUP | 85 | 47 | 47 | | | | 1 | 37 | | | |
| | MARTINIO | 248 | 145 | 145 | | | | | 103 | | | |
| | GUYANE | 15 | 10 | 10 | | | | | 5 | | | |
| | N CALEDO | 1 | | | | | | | 1 | 1 | | |
| | POLYNESIE | 1 | | | | | | | 1 | | | |
| TONNES | ALGERIE | 2461 | 2456 | 2456 | | | | | 5 | 5 | | |
| TONNES | SENEGAL | 9175 | 884 | 884 | | | | | 8291 | 2247 | | |
| TONNES | DAHOMY | 26 | | | | | | 22 | 4 | | | |
| TONNES | GABON | 52 | | | | | | 52 | | | | |
| TONNES | CONGO BRA | 108 | | | | | | 108 | | | | |
| TONNES | SOMALIE | 309 | | | | | | | 309 | | | |
| TONNES | REUNION | 16804 | 3705 | 3705 | | | | 3695 | 9404 | | | |
| TONNES | GUADELOUP | 1052 | 585 | 585 | | | | 9 | 458 | | | |
| TONNES | MARTINIO | 3211 | 1844 | 1844 | | | | | 1367 | | | |
| TONNES | GUYANE | 156 | 108 | 108 | | | | | 48 | | | |
| TONNES | N CALEDO | 4 | | | | | | | 4 | 2 | | |
| TONNES | POLYNESIE | 6 | | | | | | | 6 | | | |
| VAL UNIT | ALGERIE | 95 | 94 | 94 | | | | | 200 | 200 | | |
| | SENEGAL | 61 | 55 | 55 | | | | | 62 | 60 | | |
| | DAHOMY | 77 | | | | | | 45 | 250 | | | |
| | GABON | 115 | | | | | | 115 | | | | |
| | CONGO BRA | 46 | | | | | | 46 | | | | |
| | SOMALIE | 36 | | | | | | | 36 | | | |
| | REUNION | 71 | 76 | 76 | | | | 72 | 68 | | | |
| | GUADELOUP | 81 | 80 | 80 | | | | 111 | 81 | | | |
| | MARTINIO | 77 | 79 | 79 | | | | | 75 | | | |
| | GUYANE | 96 | 93 | 93 | | | | | 104 | | | |
| | N CALEDO | 250 | | | | | | | 250 | 500 | | |
| | POLYNESIE | 167 | | | | | | | 167 | | | |
| Y | 045 | AUTRES CEREALES | | | | | | | | | | |
| 1000 DOL | ALGERIE | 574 | 288 | 287 | | | | | | | | |
| | MALI | 317 | 2 | 2 | | | | 1 | 286 | 2 | | |
| | NIGER | 5 | | | | | | 315 | | | | |
| | TCHAD | 3 | | | | | | 3 | 2 | | | |
| | SENEGAL | 265 | 5 | 5 | | | | 2 | 1 | 114 | | |
| | C IVOIRE | 2 | 2 | 2 | | | | | | | | |
| | CAMEROUN | 2 | 1 | 1 | | | | | 1 | | | |
| | GABON | 1 | 1 | 1 | | | | | | | | |
| | CONGO BRA | 1 | 1 | 1 | | | | | | | | |
| | CF SOMAL | 534 | | | | | | | 534 | | | |
| | SOMALIE | 16 | | | | | | | 16 | | | |
| | MADAGASC | 1 | 1 | 1 | | | | | | | | |
| | ST P MIQ | 2 | 1 | 1 | | | | | 1 | | | |
| | N CALEDO | 67 | 6 | 6 | | | | | 61 | | | |
| | POLYNESIE | 14 | 1 | 1 | | | | | 13 | | | |
| TONNES | ALGERIE | 6444 | 4406 | 4402 | | | | 4 | 2038 | 10 | | |
| TONNES | MALI | 4034 | 20 | 20 | | | | 4003 | 11 | | | |
| TONNES | NIGER | 100 | | | | | | 46 | 54 | | | |
| TONNES | TCHAD | 47 | | | | | | 41 | 6 | | | |
| TONNES | SENEGAL | 4026 | 32 | 32 | | | | | 3994 | 1987 | | |
| TONNES | C IVOIRE | 6 | 6 | 6 | | | | | | | | |
| TONNES | CAMEROUN | 80 | 2 | 2 | | | | | 78 | | | |
| TONNES | GABON | 10 | 10 | 10 | | | | | | | | |
| TONNES | CONGO BRA | 1 | 1 | 1 | | | | | | | | |
| TONNES | CF SOMAL | 8948 | | | | | | | 8948 | | | |
| TONNES | SOMALIE | 187 | | | | | | | 187 | | | |
| TONNES | MADAGASC | 5 | 5 | 5 | | | | | | | | |
| TONNES | ST P MIQ | 7 | 2 | 2 | | | | | 5 | | | |
| TONNES | N CALEDO | 645 | 45 | 45 | | | | | 600 | | | |
| TONNES | POLYNESIE | 136 | 2 | 2 | | | | | 134 | | | |

Werte : 1000 \$ — Mengen : Tonnen falls nicht anders vermerkt (Abkürzungen siehe Anhang)
Einheitswerte : \$ je ausgewiesener Mengeneinheit — Y : siehe im Anhang Anmerkungen zu den Waren

Valeurs : 1000 \$ — Quantités : Tonnes sauf indication contraire (Voir abréviations en Annexe)
Valeurs unitaires : \$ par unité de quantité indiquée — Y : voir notes par produits en Annexe

import

1961

Tab. 1

| Einheit Unité | Ursprung Origine | WELT MONDE | EWG CEE | darunter : dont : | | | | | A O M | DRITTE LÄNDER PAYS TIERS | darunter : dont : | |
|------------------|------------------------------------|-------------------------------|------------|-------------------|----------|-----------|---------------------|--------|-------|-----------------------------------|-------------------|------------------------|
| | | | | France | U.E.B.L. | Nederland | Deutschland (BR) | Italia | | | USA | G. Britan. Roy. Uni |
| | EINFUHR-LÄNDER ↓ IMPORTATEUR | | | | | | | | | | | |
| VAL UNIT | ALGERIE | 89 | 65 | 65 | | | 250 | | 79 | 140 | 200 | |
| | MALI | 79 | 100 | 100 | | | | 65 | 37 | | | |
| | NIGER | 50 | | | | | | 49 | 167 | | | |
| | TCHAD | 64 | | | | | | | 65 | 57 | | |
| | SENEGAL | 66 | 156 | 156 | | | | | | | | |
| | C IVOIRE | 333 | 333 | 333 | | | | | | | | |
| | CAMEROUN | 25 | 500 | 500 | | | | | 13 | | | |
| | GABON | 100 | 100 | 100 | | | | | | | | |
| | CONGO BRA | 1000 | 1000 | 1000 | | | | | | | | |
| | CF SOMAL | 60 | | | | | | | | 60 | | |
| | SOMALIE | 86 | | | | | | | | 86 | | |
| | MADAGASC | 200 | 200 | 200 | | | | | | | | |
| | ST P MIO | 286 | 500 | 500 | | | | | | 200 | | |
| | N CALEDO | 104 | 133 | 133 | | | | | | 102 | | |
| | POLYNESIE | 103 | 500 | 500 | | | | | | 97 | | |
| Y | 046 | SEMIOULE ET FARINE DE FROMENT | | | | | | | | | | |
| 1000 DOL | ALGERIE | 2078 | 1942 | 1942 | | | | | | 136 | 135 | |
| | MAURITAN | 65 | 63 | 63 | | | | | 2 | | | |
| | MALI | 434 | 425 | 425 | | | | | 6 | 3 | | |
| | NIGER | 281 | 151 | 151 | | | | | 17 | 112 | | |
| | TCHAD | 481 | 302 | 302 | | | | | 177 | 2 | | |
| | SENEGAL | 121 | 111 | 111 | | | | | | 10 | | |
| | HTE VOLTA | 520 | 394 | 394 | | | | | 107 | 19 | | |
| | C IVOIRE | 785 | 757 | 757 | | | | | | 28 | | |
| | TOGO | 223 | 145 | 144 | | | | | | 58 | 10 | |
| | DAHOMY | 382 | 131 | 131 | | | | | | 27 | 11 | |
| | CAMEROUN | 2527 | 1328 | 1328 | | | | | 1169 | 30 | 27 | |
| | CENTRAFR | 489 | 279 | 277 | | | | | | 1 | 1 | |
| | GABON | 457 | 207 | 206 | | 2 | | | 209 | 1 | 1 | |
| | CONGO BRA | 1246 | 734 | 732 | | 1 | | | 241 | 9 | 1 | |
| | CF SOMAL | 218 | 102 | 101 | | 2 | | | 511 | 1 | | |
| | SOMALIE | 692 | 675 | | | | | | | 116 | 111 | |
| | MADAGASC | 2167 | 2167 | 2167 | | | | | 675 | 17 | 1 | |
| | REUNION | 746 | 746 | 746 | | | | | | | | |
| | COMORES | 59 | 59 | 59 | | | | | | | | |
| | ST P MIO | 61 | 41 | 41 | | | | | | 20 | | |
| | GUADELOUP | 2121 | 2121 | 2121 | | | | | | | | |
| | MARTINIQ | 2630 | 2629 | 2629 | | | | | | 1 | 1 | |
| | GUYANE | 313 | 313 | 313 | | | | | | | | |
| | N CALEDO | 459 | 441 | 441 | | | | | | 18 | | |
| | POLYNESIE | 649 | 644 | 644 | | | | | | 5 | 2 | |
| TONNES | ALGERIE | 20726 | 19649 | 19649 | | | | | | 1077 | 1077 | |
| TONNES | MAURITAN | 481 | 468 | 468 | | | | | 12 | 1 | | |
| TONNES | MALI | 3108 | 3061 | 3061 | | | | | 27 | 20 | | |
| TONNES | NIGER | 2005 | 1015 | 1015 | | | | | 112 | 870 | | |
| TONNES | TCHAD | 2100 | 1240 | 1240 | | | | | 850 | 10 | | |
| TONNES | SENEGAL | 663 | 563 | 563 | | | | | | 100 | | |
| TONNES | HTE VOLTA | 3505 | 2638 | 2638 | | | | | 712 | 155 | | |
| TONNES | C IVOIRE | 5438 | 5307 | 5307 | | | | | | 131 | | |
| TONNES | TOGO | 1563 | 1032 | 1025 | | | | | | 380 | 72 | |
| TONNES | DAHOMY | 2857 | 927 | 927 | | | | | | 250 | 102 | |
| TONNES | CAMEROUN | 17196 | 9114 | 9114 | | | | | 1680 | 293 | 279 | |
| TONNES | CENTRAFR | 3339 | 1795 | 1790 | | | | | 7789 | 2 | 1 | |
| TONNES | GABON | 3871 | 1412 | 1410 | | 5 | | | 1542 | 2 | 1 | |
| TONNES | CONGO BRA | 8740 | 5125 | 5120 | | 2 | | | 2395 | 64 | 2 | |
| TONNES | CF SOMAL | 2390 | 1319 | 1316 | | 5 | | | 3613 | 2 | | |
| TONNES | SOMALIE | 7547 | 7429 | | | | | | | 1071 | 1011 | |
| TONNES | MADAGASC | 15287 | 15287 | 15287 | | | | | 7429 | 118 | 5 | |
| TONNES | REUNION | 5986 | 5981 | 5981 | | | | | | | | |
| TONNES | COMORES | 415 | 415 | 415 | | | | | | | | |
| TONNES | ST P MIO | 505 | 335 | 335 | | | | | | 170 | | |
| TONNES | GUADELOUP | 15090 | 15090 | 15090 | | | | | | | | |
| TONNES | MARTINIQ | 18893 | 18881 | 18881 | | | | | | 12 | 11 | |
| TONNES | GUYANE | 2075 | 2075 | 2075 | | | | | | | | |
| TONNES | N CALEDO | 4645 | 4568 | 4568 | | | | | | 77 | | |
| TONNES | POLYNESIE | 6848 | 6828 | 6828 | | | | | | 20 | 5 | |
| VAL UNIT | ALGERIE | 100 | 99 | 99 | | | | | | 126 | 125 | |
| | MAURITAN | 135 | 135 | 135 | | | | | 167 | | | |
| | MALI | 140 | 139 | 139 | | | | | 222 | 150 | | |
| | NIGER | 140 | 149 | 149 | | | | | 152 | 129 | | |
| | TCHAD | 229 | 244 | 244 | | | | | 208 | 200 | | |
| | SENEGAL | 183 | 197 | 197 | | | | | | 100 | | |
| | HTE VOLTA | 148 | 149 | 149 | | | | | | 150 | | |
| | C IVOIRE | 144 | 143 | 143 | | | | | | | | |
| | TOGO | 143 | 141 | 140 | | | | | | 214 | | |
| | DAHOMY | 134 | 141 | 141 | | | | | | 153 | 139 | |
| | CAMEROUN | 147 | 146 | 146 | | | | | 133 | 108 | 108 | |
| | CENTRAFR | 146 | 155 | 155 | | | | | 150 | 102 | 97 | |
| | GABON | 118 | 147 | 146 | | | | | | 136 | 500 | 1000 |
| | CONGO BRA | 143 | 143 | 143 | | 400 | | | | 101 | 141 | 500 |
| | CF SOMAL | 91 | 77 | 77 | | 500 | | | | 141 | 500 | |
| | SOMALIE | 92 | 91 | | | 400 | | | | | | |
| | MADAGASC | 142 | 142 | 142 | | | | | | 333 | 108 | 110 |
| | REUNION | 125 | 125 | 125 | | | | | 91 | 144 | 200 | |
| | COMORES | 142 | 142 | 142 | | | | | | | | |
| | ST P MIO | 121 | 122 | 122 | | | | | | | | |
| | GUADELOUP | 141 | 141 | 141 | | | | | | 118 | | |
| | MARTINIQ | 139 | 139 | 139 | | | | | | | | |
| | GUYANE | 151 | 151 | 151 | | | | | | 83 | 91 | |
| | N CALEDO | 99 | 97 | 97 | | | | | | 234 | | |
| | POLYNESIE | 95 | 94 | 94 | | | | | | 250 | 400 | |

Werte : 1000 \$ — Mengen : Tonnen falls nicht anders vermerkt (Abkürzungen siehe Anhang)
Einheitswerte : \$ je ausgewiesener Mengeneinheit — Y : siehe im Anhang Anmerkungen zu den Waren

Valeurs : 1000 \$ — Quantités : Tonnes sauf indication contraire (Voir abréviations en Annexe)
Valeurs unitaires : \$ par unité de quantité indiquée — Y : voir notes par produits en Annexe

import

1961

Tab. 1

| Einheit Unité | Ursprung Origine | WELT MONDE | EWG CEE | darunter: dont: | | | | | AOM | DRITTE LÄNDER PAYS TIERS | darunter: dont: | | |
|------------------|---------------------|---------------|------------|-----------------|-----------------|-----------------|---------------------|--------|-----|-----------------------------------|-----------------|------------------------|----------|
| | | | | France | U.E.B.L. | Niederland | Deutschland (BR) | Italia | | | USA | G. Britan. Roy. Uni | |
| EINFUHR-LÄNDER | | | | | | | | | | | | | |
| IMPORTATEUR | | | | | | | | | | | | | |
| Y | 0 47 | SEMOULE | FARINE | AUTRES | CEREALES | GRIESS UND MEHL | | | | | | AND | GETREIDE |
| 1000 DOL | ALGERIE | 43 | 43 | 43 | | | | | | | | | |
| | MAURITAN | 2 | | | | | | | | | | 2 | |
| | MALI | 6 | 1 | 1 | | | | | | | | 5 | |
| | TCHAD | 6 | 3 | 3 | | | | | | | | 2 | |
| | SENEGAL | 167 | 10 | 10 | | | | | | 1 | | 157 | |
| | HTE VOLTA | 16 | 14 | 14 | | | | | | | | 1 | |
| | C IVOIRE | 62 | 62 | 60 | | | | | | 1 | | | |
| | TOGO | 11 | 5 | 1 | | | | | | | | | |
| | DAHOMÉY | 111 | 27 | 27 | | | | | | | | 84 | 84 |
| | CAMEROUN | 13 | 7 | 7 | | | | | | | | 6 | 5 |
| | CENTRAFR | 1 | 1 | 1 | | | | | | | | | |
| | GABON | 1 | | | | | | | | | | 1 | |
| | CONGO BRA | 25 | 25 | 25 | | | | | | | | | |
| | SOMALIE | 2 | 2 | | | | | | 2 | | | 1 | |
| | MADAGASC | 9 | 8 | 6 | | | | | | 2 | | | 7 |
| | POLYNESIE | 12 | | | | | | | | | | 12 | |
| TONNES | ALGERIE | 432 | 432 | 432 | | | | | | | | | |
| TONNES | MAURITAN | 44 | | | | | | | | | | 44 | |
| TONNES | MALI | 41 | 10 | 10 | | | | | | | | 31 | |
| TONNES | TCHAD | 58 | 15 | 15 | | | | | | 37 | | 6 | |
| TONNES | SENEGAL | 1587 | 50 | 50 | | | | | | | | 1537 | |
| TONNES | HTE VOLTA | 75 | 61 | 61 | | | | | | | | 1 | |
| TONNES | C IVOIRE | 635 | 635 | 629 | | | | | | 13 | | | |
| TONNES | TOGO | 71 | 7 | 7 | | | | | | | | | |
| TONNES | DAHOMÉY | 1237 | 259 | 259 | | | | | | | | 4 | |
| TONNES | CAMEROUN | 83 | 42 | 42 | | | | | | | | 978 | 978 |
| TONNES | CENTRAFR | 10 | 10 | 10 | | | | | | | | 41 | 37 |
| TONNES | GABON | 4 | | | | | | | | | | 4 | |
| TONNES | CONGO BRA | 157 | 157 | 157 | | | | | | | | | |
| TONNES | SOMALIE | 5 | 5 | | | | | | | | | | |
| TONNES | MADAGASC | 21 | 13 | 9 | | | | | | | | | |
| TONNES | POLYNESIE | 47 | | | | | | | | 4 | | 47 | 22 |
| VAL UNIT | ALGERIE | 100 | 100 | 100 | | | | | | | | | |
| | MAURITAN | 45 | | | | | | | | | | 45 | |
| | MALI | 146 | 100 | 100 | | | | | | | | 161 | |
| | TCHAD | 103 | 200 | 200 | | | | | | 27 | | 333 | |
| | SENEGAL | 105 | 200 | 200 | | | | | | | | 102 | |
| | HTE VOLTA | 213 | 230 | 230 | | | | | | 77 | | 1000 | |
| | C IVOIRE | 98 | 98 | 95 | | | | | | | | | |
| | TOGO | 155 | 294 | 143 | | | | | | | | | |
| | DAHOMÉY | 90 | 104 | 104 | | | | | | | | 86 | 86 |
| | CAMEROUN | 157 | 167 | 167 | | | | | | | | 146 | 135 |
| | CENTRAFR | 100 | 100 | 100 | | | | | | | | | 333 |
| | GABON | 250 | | | | | | | | | | 250 | |
| | CONGO BRA | 159 | 159 | 159 | | | | | | | | | |
| | SOMALIE | 400 | 400 | | | | | | | | | | |
| | MADAGASC | 429 | 615 | 667 | | | | | | | | | |
| | POLYNESIE | 255 | | | | | | | | 500 | | 255 | 318 |
| Y | 0 48 | PREPAR DE | CEREALES | DE FARINES | ZUBEREITUNGEN A | | | | | | GETREIDEMEHL | | |
| 1000 DOL | ALGERIE | 8534 | 8489 | 8404 | 36 | 14 | 19 | 16 | | | | 45 | 23 |
| | MAURITAN | 39 | 35 | 35 | | | | | | | | 3 | |
| | MALI | 159 | 95 | 89 | 4 | 1 | | 1 | | | | 61 | |
| | NIGER | 125 | 65 | 58 | | | | 1 | | | | 19 | 40 |
| | TCHAD | 99 | 84 | 75 | | | | | | | | 3 | 12 |
| | SENEGAL | 903 | 610 | 556 | 32 | 13 | | 1 | | | | 8 | 249 |
| | HTE VOLTA | 151 | 66 | 66 | | | | | | | | 24 | 61 |
| | C IVOIRE | 969 | 752 | 668 | 68 | 15 | | | | | | 8 | 209 |
| | TOGO | 87 | 51 | 43 | 1 | 7 | | | | | | 2 | 34 |
| | DAHOMÉY | 396 | 219 | 211 | | 8 | | | | | | 158 | 19 |
| | CAMEROUN | 696 | 616 | 554 | 22 | 29 | | | | | | 1 | 79 |
| | CENTRAFR | 172 | 164 | 154 | 3 | 3 | | | | | | 4 | 1 |
| | GABON | 131 | 115 | 104 | 7 | 3 | | | | | | 1 | 15 |
| | CONGO BRA | 314 | 257 | 226 | 19 | 5 | | | | | | 7 | 54 |
| | SOMALIE | 408 | 404 | | | | | | | | | 404 | 4 |
| | MADAGASC | 993 | 970 | 905 | 13 | 46 | | | | | | 3 | 20 |
| | REUNION | 304 | 285 | 283 | 2 | | | | | | | | 19 |
| | COMORES | 19 | 19 | 19 | | | | | | | | | |
| | ST P MIO | 54 | 24 | 20 | 2 | 2 | | | | | | | 30 |
| | GUADELOUP | 317 | 195 | 188 | | | | | | | | 7 | 107 |
| | MARTINIO | 242 | 134 | 129 | | | | | | | | 5 | 6 |
| | GUYANE | 40 | 33 | 33 | | | | | | | | | 3 |
| | N CALEDO | 517 | 227 | 222 | | | | | | | | 3 | 287 |
| | POLYNESIE | 309 | 135 | 127 | 1 | 6 | | | | | | 1 | 173 |
| TONNES | ALGERIE | 21036 | 20969 | 20696 | 216 | 30 | 9 | 18 | | | | 67 | 21 |
| TONNES | MAURITAN | 99 | 83 | 83 | | | | | | | | 2 | 14 |
| TONNES | MALI | 347 | 164 | 132 | 28 | 1 | | 3 | | | | 12 | 171 |
| TONNES | NIGER | 305 | 103 | 91 | | | | | | | | 70 | 131 |
| TONNES | TCHAD | 148 | 108 | 94 | | | | | | | | 11 | 32 |
| TONNES | SENEGAL | 2724 | 1212 | 974 | 206 | 22 | | 1 | | | | 158 | 1354 |
| TONNES | HTE VOLTA | 425 | 85 | 85 | | | | | | | | 122 | 218 |
| TONNES | C IVOIRE | 3633 | 2608 | 2157 | 428 | 21 | | | | | | 34 | 991 |
| TONNES | TOGO | 152 | 77 | 67 | 2 | 8 | | | | | | 7 | 68 |
| TONNES | DAHOMÉY | 1767 | 1120 | 1108 | | 12 | | | | | | 589 | 58 |
| TONNES | CAMEROUN | 4009 | 3852 | 2939 | 120 | 49 | | | | | | 2 | 155 |
| TONNES | CENTRAFR | 609 | 593 | 578 | 5 | 2 | | | | | | | 15 |
| TONNES | GABON | 174 | 142 | 124 | 12 | 4 | | | | | | 2 | 27 |

Werte: 1000 \$ — Mengen: Tonnen falls nicht anders vermerkt (Abkürzungen siehe Anhang)
Einheitswerte: \$ je ausgewiesener Mengeneinheit — Y: siehe im Anhang Anmerkungen zu den Waren

Valeurs: 1000 \$ — Quantités: Tonnes sauf indication contraire (Voir abréviations en Annexe)
Valeurs unitaires: \$ par unité de quantité indiquée — Y: voir notes par produits en Annexe

import

1961

Tab. 1

| Einheit Unité | Ursprung Origine | WELT MONDE | EWG CEE | darunter : dont : | | | | | AOM | DRITTE LÄNDER PAYS TIERS | darunter : dont : | |
|------------------|---------------------|--------------------------------|------------|-------------------|----------|------------|---------------------|--------|-------|-----------------------------------|-------------------|------------------------|
| | | | | France | U.E.B.L. | Niederland | Deutschland (BR) | Italia | | | USA | G. Britan. Roy. Uni |
| EINFUHLRLÄNDER | | | | | | | | | | | | |
| ↓ IMPORTATEUR | | | | | | | | | | | | |
| TONNES | CONGO BRA | 763 | 559 | 425 | 112 | 7 | | 15 | 6 | 198 | 1 | |
| TONNES | SOMALIE | 2181 | 2173 | | | | | 2173 | 8 | | 2 | |
| TONNES | MADAGASC | 1184 | 1146 | 940 | 15 | 179 | 1 | 11 | 9 | 29 | 5 | |
| TONNES | REUNION | 347 | 326 | 324 | 2 | | | | | 21 | 2 | |
| TONNES | COMORES | 21 | 21 | 21 | | | | | | | | |
| TONNES | ST P MIO | 98 | 51 | 44 | 2 | 5 | | | | 47 | 13 | |
| TONNES | CUADELOUP | 780 | 371 | 359 | | | | 12 | 29 | 380 | | |
| TONNES | MARTINIQ | 590 | 209 | 204 | | | | 5 | 26 | 355 | | |
| TONNES | GUYANE | 62 | 51 | 51 | | | | | 6 | 5 | 2 | |
| TONNES | N CALEDO | 1047 | 359 | 352 | | 6 | 1 | | 9 | 679 | 1 | |
| TONNES | POLYNESIE | 879 | 481 | 419 | 51 | 10 | | 1 | 4 | 394 | 8 | |
| VAL UNIT | ALGERIE | 406 | 405 | 406 | 167 | 467 | 2111 | 889 | | 672 | 1095 | |
| | MAURITAN | 394 | 422 | 422 | | | | | 500 | 214 | | |
| | MALI | 458 | 579 | 674 | 143 | 1000 | | 333 | 250 | 357 | | |
| | NIGER | 410 | 631 | 637 | | 600 | | 500 | 271 | 305 | | |
| | TCHAD | 669 | 778 | 798 | | 1000 | | 545 | 375 | 375 | | |
| | SENEGAL | 331 | 503 | 571 | 155 | 591 | 1000 | 889 | 278 | 184 | 1000 | |
| | HTE VOLTA | 355 | 776 | 776 | | | | | 197 | 280 | | |
| | C IVOIRE | 267 | 288 | 310 | 159 | 714 | | 500 | 235 | 211 | 1000 | |
| | TOGO | 572 | 662 | 642 | 500 | 875 | | | 286 | 500 | 773 | |
| | DAHOMY | 224 | 196 | 190 | | 667 | | | 268 | 328 | 667 | |
| | CAMEROUN | 174 | 160 | 188 | 183 | 592 | | 15 | 500 | 510 | 300 | |
| | CENTRAFR | 282 | 277 | 266 | 600 | 1500 | | 500 | 1000 | 467 | 1000 | |
| | GABON | 753 | 810 | 839 | 583 | 750 | | 500 | 200 | 556 | 500 | |
| | CONGO BRA | 412 | 460 | 532 | 170 | 714 | | 467 | 500 | 273 | 1000 | |
| | SOMALIE | 187 | 186 | | | | | 186 | 500 | 500 | 500 | |
| | MADAGASC | 839 | 846 | 963 | 867 | 257 | 1000 | 455 | 333 | 690 | 1200 | |
| | REUNION | 876 | 874 | 873 | 1000 | | | | | 905 | 1500 | |
| | COMORES | 905 | 905 | 905 | | | | | | | | |
| | ST P MIO | 551 | 471 | 455 | 1000 | 400 | | | | 638 | 692 | |
| | CUADELOUP | 406 | 526 | 524 | | | | | 517 | 282 | | |
| | MARTINIQ | 410 | 641 | 632 | | | | 1000 | 231 | 287 | | |
| | GUYANE | 645 | 647 | 647 | | | | | 667 | 600 | 1000 | |
| | N CALEDO | 494 | 632 | 631 | | 667 | 1000 | | 333 | 423 | 833 | |
| | POLYNESIE | 352 | 281 | 303 | 20 | 600 | | 1000 | 250 | 439 | 784 | |
| | | | | | | | | | | | 875 | |
| Y | OSI | FRUITS FRAIS NOIX SAUF OLEAGIN | | | | | | | | | | |
| | | OBST UND SUEDFR FRISCH NUESSE | | | | | | | | | | |
| 1000 DOL | ALGERIE | 10616 | 5844 | 5198 | | | | 646 | 2779 | 1993 | | |
| | MAURITAN | 37 | 34 | 34 | | | | | | 3 | | |
| | MALI | 214 | 112 | 112 | | | | | 14 | 88 | | |
| | NIGER | 86 | 31 | 31 | | | | | 42 | 13 | | |
| | TCHAD | 91 | 52 | 51 | | | | | 19 | 20 | 3 | |
| | SENEGAL | 2209 | 835 | 738 | | | | 1 | 2 | 1372 | | |
| | HTE VOLTA | 121 | 49 | 49 | | | | | | 72 | | |
| | C IVOIRE | 681 | 400 | 343 | | 3 | | 54 | 4 | 277 | 5 | |
| | TOGO | 27 | 20 | 20 | | | | | 6 | 1 | | |
| | DAHOMY | 25 | 19 | 19 | | | | | 2 | 4 | | |
| | CAMEROUN | 214 | 157 | 153 | | | | 4 | 2 | 55 | | |
| | CENTRAFR | 61 | 45 | 45 | | | | | 3 | 13 | | |
| | GABON | 162 | 117 | 117 | | | | | | 45 | | |
| | CONGO BRA | 285 | 119 | 105 | 10 | | | 4 | 18 | 148 | | |
| | CF SOMAL | 208 | 48 | 28 | | | | | 20 | 160 | 1 | |
| | SOMALIE | 28 | 23 | | | | | | 23 | 5 | | |
| | MADAGASC | 82 | 69 | 69 | | | | | 1 | 12 | | |
| | COMORES | 2 | 2 | 2 | | | | | | | | |
| | ST P MIO | 69 | 1 | 1 | | | | | | 68 | | |
| | N CALEDO | 244 | 37 | 37 | | | | | 5 | 202 | 1 | |
| | POLYNESIE | 132 | 3 | 2 | | 1 | | | 4 | 125 | 122 | |
| TONNES | ALGERIE | 53736 | 27215 | 23671 | | | | 3544 | 13437 | 13084 | | |
| TONNES | MAURITAN | 109 | 80 | 80 | | | | | | 29 | | |
| TONNES | MALI | 6280 | 5091 | 5091 | | | | | 261 | 928 | | |
| TONNES | NIGER | 776 | 36 | 36 | | | | | 452 | 288 | | |
| TONNES | TCHAD | 134 | 57 | 56 | | | | 1 | 31 | 46 | 7 | |
| TONNES | SENEGAL | 10967 | 2738 | 2289 | | | | 449 | 9 | 8220 | | |
| TONNES | HTE VOLTA | 1546 | 71 | 71 | | | | | | 1475 | | |
| TONNES | C IVOIRE | 1736 | 840 | 668 | | 9 | | 163 | 16 | 880 | 15 | |
| TONNES | TOGO | 49 | 31 | 31 | | | | | 7 | 11 | | |
| TONNES | DAHOMY | 51 | 34 | 34 | | | | | 6 | 11 | | |
| TONNES | CAMEROUN | 433 | 254 | 243 | | | | 11 | 7 | 172 | | |
| TONNES | CENTRAFR | 92 | 55 | 55 | | | | | 4 | 33 | | |
| TONNES | GABON | 275 | 167 | 167 | | | | | | 108 | | |
| TONNES | CONGO BRA | 669 | 187 | 153 | | | | 10 | 61 | 421 | | |
| TONNES | CF SOMAL | 2774 | 170 | 60 | 24 | | | 110 | | 2604 | 1 | |
| TONNES | SOMALIE | 82 | 64 | | | | | 64 | | 18 | | |
| TONNES | MADAGASC | 150 | 114 | 114 | | | | | 2 | 34 | | |
| TONNES | COMORES | 4 | 4 | 4 | | | | | | | | |
| TONNES | ST P MIO | 228 | 2 | 2 | | | | | | 226 | | |
| TONNES | N CALEDO | 658 | 58 | 58 | | | | | 25 | 575 | 2 | |
| TONNES | POLYNESIE | 291 | 2 | 2 | | | | | 10 | 279 | 272 | |
| VAL UNIT | ALGERIE | 198 | 215 | 220 | | | | 182 | 207 | 152 | | |
| | MAURITAN | 339 | 425 | 425 | | | | | | 103 | | |
| | MALI | 34 | 22 | 22 | | | | | 54 | 95 | | |
| | NIGER | 111 | 861 | 861 | | | | | 93 | 45 | | |
| | TCHAD | 679 | 912 | 911 | | | | | 613 | 435 | 429 | |
| | SENEGAL | 201 | 305 | 322 | | | | 1000 | 222 | 167 | | |
| | HTE VOLTA | 78 | 690 | 690 | | | | 216 | | 49 | | |
| | C IVOIRE | 392 | 476 | 513 | | | | | 250 | 315 | 333 | |
| | TOGO | 551 | 645 | 645 | | 333 | | 331 | 857 | 91 | | |

Werte : 1000 \$ — Mengen : Tonnen falls nicht anders vermerkt (Abkürzungen siehe Anhang)
 Einheitswerte : \$ je ausgewiesener Mengeneinheit — Y : siehe im Anhang Anmerkungen zu den Waren

Valeurs : 1000 \$ — Quantités : Tonnes sauf indication contraire (Voir abréviations en Annexe)
 Valeurs unitaires : \$ par unité de quantité indiquée — Y : voir notes par produits en Annexe

i m p o r t

1961

Tab. 1

| Einheit Unité | Ursprung Origine | WELT MONDE | EWG CEE | darunter : dont : | | | | | AOM | DRITTE LÄNDER PAYS TIERS | darunter : dont : | |
|------------------|-----------------------------------|------------------------------|------------|-------------------|--------------------------------|-----------|---------------------|--------|------|-----------------------------------|-------------------|------------------------|
| | | | | France | U.E.B.L. | Nederland | Deutschland (BR) | Italia | | | USA | G. Britan. Roy. Uni |
| | EINFUHRLÄNDER ↓ IMPORTATEUR | | | | | | | | | | | |
| | DAHOMÉY | 490 | 559 | 559 | | | | 333 | 364 | | | |
| | CAMÉROUN | 494 | 618 | 630 | | | | 286 | 320 | | | |
| | CENTRAFR | 663 | 818 | 818 | | | | 750 | 394 | | | |
| | GABON | 589 | 701 | 701 | | | | | 417 | | | |
| | CONGO BRA | 426 | 636 | 686 | 417 | | | 400 | 352 | | | |
| | CF SOMAL | 75 | 282 | 467 | | | | 182 | 61 | | 1000 | |
| | SOMALIE | 341 | 359 | | | | | 359 | 278 | | | |
| | MADAGASC | 547 | 605 | 605 | | | | 500 | 353 | | | |
| | COMORES | 500 | 500 | 500 | | | | | | | | |
| | ST P MIQ | 303 | 500 | 500 | | | | | 301 | | | |
| | N CALEDO | 371 | 638 | 638 | | | | | 351 | 500 | | |
| | POLYNESIE | 454 | 1500 | 1000 | | | | 400 | 448 | 449 | | |
| Y | 052 | FRUITS SECHES OU DESHYDRATES | | | TROCKENFRUECHTE | | | | | | | |
| 1000 DOL | ALGERIE | 978 | 457 | 457 | | | | 190 | 331 | 2 | | |
| | MAURITAN | 2 | 1 | 1 | | | | | 1 | | | |
| | MALI | 269 | 6 | 6 | | | | 259 | 4 | | | |
| | NIGER | 36 | 1 | 1 | | | | 35 | | | | |
| | TCHAD | 2 | 2 | | | | | | | | | |
| | SENEGAL | 324 | 53 | 53 | | | | 266 | 5 | | | |
| | HTE VOLTA | 3 | 1 | 1 | | | | | 2 | | | |
| | C IVOIRE | 30 | 13 | 13 | | | | 16 | 1 | | | |
| | TOGO | 1 | 1 | 1 | | | | | | | | |
| | DAHOMÉY | 1 | 1 | 1 | | | | | | | | |
| | CAMÉROUN | 7 | 6 | 6 | | | | | 1 | | | |
| | CENTRAFR | 1 | 1 | 1 | | | | | | | | |
| | GABON | 4 | 4 | 4 | | | | | | | | |
| | CONGO BRA | 6 | 5 | 5 | | | | | 1 | | | |
| | SOMALIE | 144 | 3 | | | | 3 | | 141 | | | |
| | MADAGASC | 28 | 25 | 25 | | | | | 3 | | | |
| | POLYNESIE | 23 | | | | | | | 23 | 20 | | |
| TONNES | ALGERIE | 2915 | 909 | 909 | | | | 785 | 1221 | 4 | | |
| TONNES | MAURITAN | 8 | 2 | 2 | | | | | 6 | | | |
| TONNES | MALI | 2962 | 30 | 30 | | | | 2890 | 42 | | | |
| TONNES | NIGER | 175 | | | | | | 174 | 1 | | | |
| TONNES | TCHAD | 1 | 1 | 1 | | | | | | | | |
| TONNES | SENEGAL | 1972 | 131 | 131 | | | | 1803 | 38 | | | |
| TONNES | HTE VOLTA | 35 | 2 | 2 | | | | | 33 | | | |
| TONNES | C IVOIRE | 119 | 17 | 17 | | | | 96 | 6 | | | |
| TONNES | TOGO | 1 | 1 | 1 | | | | | | | | |
| TONNES | DAHOMÉY | 2 | 2 | 2 | | | | | | | | |
| TONNES | CAMÉROUN | 14 | 8 | 8 | | | | | 6 | | | |
| TONNES | CENTRAFR | 2 | 1 | 1 | | | | | 1 | | | |
| TONNES | GABON | 5 | 4 | 4 | | | | | 1 | | | |
| TONNES | CONGO BRA | 7 | 6 | 6 | | | | | 1 | | | |
| TONNES | SOMALIE | 1928 | 5 | | | | 5 | | 1923 | | | |
| TONNES | MADAGASC | 59 | 36 | 36 | | | | | 23 | | | |
| TONNES | POLYNESIE | 36 | | | | | | | 36 | 33 | | |
| VAL UNIT | ALGERIE | 336 | 503 | 503 | | | | 242 | 271 | 500 | | |
| | MAURITAN | 250 | 500 | 500 | | | | | 167 | | | |
| | MALI | 91 | 200 | 200 | | | | 90 | 95 | | | |
| | NIGER | 206 | | | | | | 201 | | | | |
| | TCHAD | 2000 | 2000 | 2000 | | | | | | | | |
| | SENEGAL | 164 | 405 | 405 | | | | 148 | 132 | | | |
| | HTE VOLTA | 86 | 500 | 500 | | | | | 61 | | | |
| | C IVOIRE | 252 | 765 | 765 | | | | 167 | 167 | | | |
| | TOGO | 1000 | 1000 | 1000 | | | | | | | | |
| | DAHOMÉY | 500 | 500 | 500 | | | | | | | | |
| | CAMÉROUN | 500 | 750 | 750 | | | | | 167 | | | |
| | CENTRAFR | 500 | 1000 | 1000 | | | | | | | | |
| | GABON | 800 | 1000 | 1000 | | | | | | | | |
| | CONGO BRA | 857 | 833 | 833 | | | | | 1000 | | | |
| | SOMALIE | 75 | 600 | | | | 600 | | 73 | | | |
| | MADAGASC | 475 | 694 | 694 | | | | | 130 | | | |
| | POLYNESIE | 639 | | | | | | | 639 | 606 | | |
| Y | 053 | PRÉP ET CONSERVES DE FRUITS | | | OBST SUEDFR ZUBEREIT KONSERVEN | | | | | | | |
| 1000 DOL | ALGERIE | 2401 | 1674 | 1587 | 13 | | | 74 | 283 | 444 | 11 | 9 |
| | MAURITAN | 26 | 23 | 23 | | | | | 3 | | | |
| | MALI | 37 | 17 | 16 | 1 | | | | 10 | 10 | | |
| | NIGER | 37 | 31 | 29 | | | 1 | 1 | 5 | 1 | | |
| | TCHAD | 55 | 19 | 19 | | | | | 1 | 35 | 11 | 2 |
| | SENEGAL | 231 | 145 | 125 | | | 1 | 1 | 8 | 78 | 3 | 23 |
| | HTE VOLTA | 31 | 20 | 18 | 1 | | | | 6 | 5 | | |
| | C IVOIRE | 161 | 110 | 95 | 1 | 8 | 4 | 2 | 23 | 28 | 2 | 3 |
| | TOGO | 14 | 9 | 9 | | | | | | 3 | | 1 |
| | DAHOMÉY | 17 | 13 | 11 | | | | 1 | 2 | 2 | | |
| | CAMÉROUN | 109 | 62 | 52 | 1 | 7 | 2 | | 12 | 35 | | 4 |
| | CENTRAFR | 44 | 22 | 19 | | 3 | | | 1 | 21 | 1 | |
| | GABON | 49 | 38 | 37 | | 1 | | | 2 | 9 | | 2 |
| | CONGO BRA | 108 | 55 | 50 | | 4 | | 1 | 3 | 50 | | 1 |
| | SOMALIE | 70 | 42 | | | | | 42 | | 28 | | |
| | MADAGASC | 167 | 128 | 108 | 2 | 14 | 4 | | 4 | 35 | | |
| | REUNION | 86 | 47 | 47 | | | | | 34 | 5 | | |
| | COMORES | 2 | 2 | 2 | | | | | | | | |
| | ST P MIQ | 93 | 52 | 40 | 4 | 8 | | | | 40 | | 20 |

Werte: 1000 \$ — Mengen: Tonnen falls nicht anders vermerkt (Abkürzungen siehe Anhang)
Einheitswerte: \$ je ausgewiesener Mengeneinheit — Y: siehe im Anhang Anmerkungen zu den Waren

Valeurs: 1000 \$ — Quantités: Tonnes sauf indication contraire (Voir abréviations en Annexe)
Valeurs unitaires: \$ par unité de quantité indiquée — Y: voir notes par produits en Annexe

import

1961

Tab. 1

| Einheit Unité | Ursprung Origine | WELT MONDE | EWG CEE | darunter: dont: | | | | | AOM | DRITTE LÄNDER PAYS TIERS | darunter: dont: | |
|------------------------------------|---------------------|---------------|------------|-----------------|----------|------------|---------------------|--------|------|-----------------------------------|-----------------|------------------------|
| | | | | France | U.E.B.L. | Niederland | Deutschland (BR) | Italia | | | USA | G. Britan. Roy. Uni |
| EINFUHRLÄNDER | | | | | | | | | | | | |
| ↓ IMPORTATEUR | | | | | | | | | | | | |
| | GUADELOUP | 183 | 174 | 174 | | | | | 9 | | | |
| | MARTINIQ | 143 | 130 | 130 | | | | | 9 | | | |
| | GUYANE | 16 | 11 | 11 | | | | | 5 | | | |
| | N CALEDO | 214 | 40 | 36 | | | | | 9 | 164 | 23 | i |
| | POLYNESIE | 194 | 15 | 14 | | | | | 1 | 178 | 122 | i |
| TONNES | ALGERIE | 6879 | 4729 | 4447 | | 22 | | 260 | 699 | 1451 | 62 | 22 |
| TONNES | MAURITAN | 58 | 52 | 52 | | | | | 5 | 1 | | |
| TONNES | MALI | 98 | 40 | 38 | | 2 | | | 24 | 34 | | |
| TONNES | NIGER | 69 | 52 | 50 | | | | | 14 | 3 | | |
| TONNES | TCHAD | 109 | 29 | 29 | | | | | 3 | 77 | 25 | 4 |
| TONNES | SENEGAL | 580 | 325 | 274 | | 28 | 3 | 20 | 21 | 234 | 9 | 47 |
| TONNES | HTE VOLTA | 78 | 48 | 44 | | 2 | | | 13 | 17 | | |
| TONNES | C IVOIRE | 323 | 203 | 169 | | 2 | 11 | 5 | 32 | 88 | 3 | 4 |
| TONNES | TOGO | 33 | 16 | 16 | | | | | | 6 | | 1 |
| TONNES | DAHOMEY | 38 | 28 | 21 | | 2 | | 5 | 5 | 5 | | |
| TONNES | CAMEROUN | 237 | 118 | 98 | | 1 | 15 | 4 | 24 | 95 | | 15 |
| TONNES | CENTRAFR | 93 | 34 | 29 | | | | | 2 | 57 | 2 | |
| TONNES | GABON | 96 | 70 | 67 | | | | | 5 | 21 | | 4 |
| TONNES | CONGO BRA | 250 | 92 | 83 | | | | | 6 | 152 | | 1 |
| TONNES | SOMALIE | 215 | 101 | | | | | | | 114 | | |
| TONNES | MADAGASC | 330 | 212 | 175 | | 3 | 24 | 10 | 7 | 111 | | |
| TONNES | REUNION | 231 | 173 | 173 | | | | | 42 | 16 | | |
| TONNES | COMORES | 3 | 3 | 3 | | | | | | | | |
| TONNES | ST P MIQ | 207 | 99 | 78 | | 7 | 14 | | | 105 | | 59 |
| TONNES | GUADELOUP | 713 | 683 | 683 | | | | | 30 | | | |
| TONNES | MARTINIQ | 721 | 690 | 690 | | | | | 21 | 10 | 3 | |
| TONNES | GUYANE | 75 | 56 | 56 | | | | | 19 | | | |
| TONNES | N CALEDO | 560 | 71 | 62 | | | | | 14 | 469 | 78 | 2 |
| TONNES | POLYNESIE | 607 | 33 | 31 | | | | | 1 | 573 | 438 | 2 |
| VAL UNIT | ALGERIE | 349 | 354 | 357 | | 591 | | 285 | 405 | 306 | 177 | 409 |
| | MAURITAN | 448 | 442 | 442 | | | | | 600 | | | |
| | MALI | 378 | 425 | 421 | | 500 | | | 417 | 294 | | |
| | NIGER | 536 | 596 | 580 | | | | 1000 | 357 | 333 | | |
| | TCHAD | 505 | 655 | 655 | | | | | 333 | 455 | 440 | 500 |
| | SENEGAL | 398 | 446 | 456 | | 393 | 333 | 400 | 381 | 333 | 333 | 489 |
| | HTE VOLTA | 397 | 417 | 409 | | 500 | | 500 | 462 | 294 | | |
| | C IVOIRE | 498 | 542 | 562 | | 500 | | 364 | 719 | 318 | 667 | 750 |
| | TOGO | 424 | 563 | 563 | | | | | 500 | 500 | | 1000 |
| | DAHOMEY | 447 | 464 | 524 | | 500 | | 200 | 400 | 400 | | |
| | CAMEROUN | 460 | 525 | 531 | | 1000 | | 500 | 500 | 368 | | 267 |
| | CENTRAFR | 473 | 647 | 655 | | | | | 500 | 368 | 500 | |
| | GABON | 510 | 543 | 552 | | | | | 400 | 429 | | 500 |
| | CONGO BRA | 432 | 598 | 602 | | | | | 500 | 329 | | 1000 |
| | SOMALIE | 326 | 416 | | | | | | 416 | 246 | | |
| | MADAGASC | 506 | 604 | 617 | | 667 | | 400 | 571 | 315 | | |
| | REUNION | 372 | 272 | 272 | | | | | 810 | 313 | | |
| | COMORES | 667 | 667 | 667 | | | | | | | | |
| | ST P MIQ | 449 | 525 | 513 | | 571 | | 571 | | 381 | | 339 |
| | GUADELOUP | 257 | 255 | 255 | | | | | 300 | | | |
| | MARTINIQ | 198 | 188 | 188 | | | | | 429 | 400 | 667 | |
| | GUYANE | 213 | 196 | 196 | | | | | 263 | | | |
| | N CALEDO | 382 | 563 | 581 | | 500 | | 400 | 643 | 350 | 295 | 500 |
| | POLYNESIE | 320 | 455 | 452 | | 500 | | | 1000 | 311 | 279 | 500 |
| 054 LEGUMES PLANTES TUBERC ALIMENT | | | | | | | | | | | | |
| GEMUESE PFLANZEN KNOLLEN F ERN | | | | | | | | | | | | |
| 1000 DOL | ALGERIE | 17620 | 11426 | 10474 | 35 | 682 | | 3 | 232 | 36 | 6158 | 3 |
| | MAURITAN | 161 | 156 | 156 | | | | | | 5 | | |
| | MALI | 108 | 48 | 48 | | | | | | 27 | 33 | |
| | NIGER | 237 | 34 | 34 | | | | | | 7 | 196 | |
| | TCHAD | 108 | 71 | 67 | | 4 | | | | 29 | 8 | |
| | SENEGAL | 1885 | 1342 | 1068 | | 48 | | 211 | | 3 | 540 | |
| | HTE VOLTA | 84 | 51 | 51 | | | | | | 2 | 31 | |
| | C IVOIRE | 1163 | 781 | 698 | | 48 | | 29 | | 2 | 380 | |
| | TOGO | 82 | 40 | 40 | | | | | | 26 | 16 | |
| | DAHOMEY | 182 | 116 | 108 | | | | | 8 | 8 | 58 | |
| | CAMEROUN | 462 | 363 | 325 | | 13 | | | 25 | | 99 | |
| | CENTRAFR | 146 | 126 | 96 | | 3 | | | 27 | | 10 | |
| | GABON | 300 | 243 | 243 | | | | | | 6 | 51 | |
| | CONGO BRA | 473 | 313 | 252 | | 53 | | 1 | | 1 | 159 | |
| | CF SOMAL | 91 | 11 | 7 | | 1 | | | | 2 | 80 | |
| | SOMALIE | 107 | 30 | | | | | | | 30 | 77 | |
| | MADAGASC | 77 | 73 | 67 | | | | 6 | | 2 | 2 | |
| | REUNION | 1146 | 173 | 173 | | | | | | 957 | 16 | |
| | COMORES | 19 | 15 | 15 | | | | | | 4 | | |
| | ST P MIQ | 93 | 3 | 2 | | | | | | 1 | 90 | |
| | GUADELOUP | 986 | 760 | 748 | | | | 12 | | 18 | 208 | 149 |
| | MARTINIQ | 876 | 679 | 621 | | | | 57 | | 1 | 172 | 129 |
| | GUYANE | 186 | 145 | 144 | | 1 | | | | 6 | 35 | 29 |
| | N CALEDO | 422 | 118 | 116 | | | | | | 20 | 284 | 9 |
| | POLYNESIE | 324 | 72 | 65 | | | | 2 | | 3 | 249 | 208 |
| TONNES | ALGERIE | 285111 | 248576 | 238763 | 138 | 8730 | | 2 | 943 | 189 | 36346 | 11 |
| TONNES | MAURITAN | 703 | 607 | 607 | | | | | | 96 | | |
| TONNES | MALI | 1161 | 366 | 366 | | | | | | 365 | 430 | |
| TONNES | NIGER | 3549 | 54 | 54 | | | | | | 13 | 3482 | |
| TONNES | TCHAD | 299 | 153 | 148 | | 5 | | | | 97 | 49 | |
| TONNES | SENEGAL | 20223 | 15954 | 13274 | 105 | 2513 | | | 62 | 11 | 4280 | |
| TONNES | HTE VOLTA | 933 | 242 | 242 | | | | | | 6 | 689 | |
| TONNES | C IVOIRE | 5791 | 4471 | 4001 | 94 | 370 | | 6 | | 6 | 1314 | |
| TONNES | TOGO | 685 | 213 | 213 | | | | | | 336 | 136 | |

Werte: 1000 \$ — Mengen: Tonnen falls nicht anders vermerkt (Abkürzungen siehe Anhang)
 Einheitswerte: \$ je ausgewiesener Mengeneinheit — Y: siehe im Anhang Anmerkungen zu den Waren

Valeurs: 1000 \$ — Quantités: Tonnes sauf indication contraire (Voir abréviations en Annexe)
 Valeurs unitaires: \$ par unité de quantité indiquée — Y: voir notes par produits en Annexe

Tab. 1

import

1961

| Einheit Unité | Ursprung Origine | WELT MONDE | EWG CEE | darunter : dont : | | | | | AOM | DRITTE LÄNDER PAYS TIERS | darunter : dont : | |
|------------------|--------------------------------|--------------------------------|------------|-------------------|----------|-----------|---------------------|--------|------|-----------------------------------|-------------------|------------------------|
| | | | | France | U.E.B.L. | Nederland | Deutschland (BR) | Italia | | | USA | G. Britan. Roy. Uni |
| | EINFUHRLÄNDER ↓ IMPORTATEUR | | | | | | | | | | | |
| TONNES | DAHOMÉY | 974 | 483 | 478 | | | 5 | | 55 | 436 | | |
| TONNES | CAMÉROUN | 3043 | 2500 | 2460 | 25 | | 15 | | | 543 | | |
| TONNES | CENTRAFR | 430 | 323 | 308 | 5 | | 10 | | 43 | 64 | | |
| TONNES | GABON | 1128 | 872 | 872 | | | | | 16 | 240 | | |
| TONNES | CONGO BRA | 2311 | 1429 | 1085 | 331 | | 4 | 7 | 6 | 876 | | |
| TONNES | CF SOMAL | 1721 | 48 | 16 | 1 | 15 | | 16 | | 1673 | | |
| TONNES | SOMALIE | 1067 | 223 | | | | | 223 | | 844 | | |
| TONNES | MADAGASC | 438 | 428 | 425 | | | 3 | | 6 | 4 | | |
| TONNES | REUNION | 6460 | 691 | 691 | | | | | 5671 | 98 | | |
| TONNES | COMORES | 103 | 80 | 80 | | | | | 23 | | | |
| TONNES | ST P MIO | 974 | 8 | 6 | | | | 2 | | 966 | | |
| TONNES | GUADELOUP | 5829 | 4687 | 4650 | | 37 | | | 155 | 987 | 688 | |
| TONNES | MARTINIO | 6047 | 4989 | 4433 | | 551 | | 5 | 201 | 857 | 566 | |
| TONNES | GUYANE | 973 | 805 | 801 | 4 | | | | 28 | 140 | 114 | |
| TONNES | N CALEDO | 2419 | 693 | 691 | | 2 | | | 135 | 1591 | 42 | |
| TONNES | POLYNESIE | 1687 | 664 | 659 | | | 5 | | 22 | 1001 | 721 | |
| VAL UNIT | ALGERIE | 62 | 46 | 44 | 254 | 78 | 1500 | 246 | 190 | 169 | | 273 |
| | MAURITAN | 229 | 257 | 257 | | | | | | 52 | | |
| | MALI | 93 | 131 | 131 | | | | | 74 | 77 | | |
| | NIGER | 67 | 630 | 630 | | | | | 538 | 56 | | |
| | TCHAD | 361 | 464 | 453 | 800 | | | | 299 | 163 | | |
| | SENEGAL | 93 | 84 | 80 | 457 | 84 | | 242 | 273 | 128 | | |
| | HTE VOLTA | 90 | 211 | 211 | | | | | 1000 | 45 | | |
| | C IVOIRE | 201 | 175 | 174 | 511 | 78 | 1000 | | 333 | 289 | | |
| | TOGO | 120 | 188 | 188 | | | | | 77 | 118 | | |
| | DAHOMÉY | 187 | 240 | 226 | | | | | 145 | 133 | | |
| | CAMÉROUN | 152 | 145 | 132 | 520 | | 1600 | | | 182 | | |
| | CENTRAFR | 340 | 390 | 312 | 600 | | 2700 | | 233 | 156 | | |
| | GABON | 266 | 279 | 279 | | | | | 375 | 213 | | |
| | CONGO BRA | 205 | 219 | 232 | 160 | 500 | 1500 | 143 | 167 | 182 | | |
| | CF SOMAL | 53 | 229 | 438 | 1000 | 67 | | 125 | | 48 | | |
| | SOMALIE | 100 | 135 | | | | | 135 | | 91 | | |
| | MADAGASC | 176 | 171 | 158 | | | 2000 | | 333 | 500 | | |
| | REUNION | 177 | 250 | 250 | | | | | 169 | 163 | | |
| | COMORES | 184 | 188 | 188 | | | | | 174 | | | |
| | ST P MIO | 95 | 375 | 333 | | | | 500 | | 93 | | |
| | GUADELOUP | 169 | 162 | 161 | | 324 | | | 116 | 211 | 217 | |
| | MARTINIO | 145 | 136 | 140 | | 103 | | 200 | 124 | 201 | 228 | |
| | GUYANE | 191 | 180 | 180 | 250 | | | | 214 | 250 | 254 | |
| | N CALEDO | 174 | 170 | 168 | | 1000 | | | 148 | 179 | 214 | |
| | POLYNESIE | 192 | 108 | 99 | | | 1400 | | 136 | 249 | 288 | |
| Y | 055 | PREPARAT ET CONSERV DE LEGUMES | | | | | | | | | | |
| 1000 DOL | ALGERIE | 7724 | 6773 | 6761 | | 2 | | 10 | 2 | 949 | | 7 |
| | MAURITAN | 50 | 49 | 49 | | | | | | 1 | | |
| | MALI | 236 | 227 | 161 | 1 | | | 65 | 6 | 3 | | |
| | NIGER | 94 | 66 | 53 | | 1 | | 12 | 4 | 24 | | |
| | TCHAD | 99 | 87 | 70 | 1 | 1 | | 15 | 2 | 10 | | |
| | SENEGAL | 2462 | 2395 | 755 | 58 | 9 | | 1573 | 33 | 34 | 2 | |
| | HTE VOLTA | 131 | 86 | 69 | | 2 | | 15 | 11 | 34 | 1 | |
| | C IVOIRE | 755 | 726 | 399 | 14 | 4 | 1 | 308 | 19 | 10 | | 1 |
| | TOGO | 70 | 52 | 33 | | | | 19 | 2 | 6 | | |
| | DAHOMÉY | 134 | 78 | 37 | 3 | | | 38 | 48 | 8 | | |
| | CAMÉROUN | 428 | 345 | 169 | 6 | 3 | | 167 | 9 | 74 | 17 | |
| | CENTRAFR | 102 | 84 | 71 | 1 | 2 | | 10 | 4 | 14 | 6 | |
| | GABON | 180 | 144 | 106 | | | 1 | 37 | 24 | 12 | 1 | |
| | CONGO BRA | 324 | 307 | 233 | 13 | 11 | 1 | 49 | 11 | 6 | | |
| | CF SOMAL | 34 | 10 | 9 | 1 | | | | | 24 | 2 | 1 |
| | SOMALIE | 246 | 227 | | | 1 | | 226 | | 19 | | |
| | MADAGASC | 267 | 234 | 206 | 5 | 3 | | 20 | 17 | 16 | | |
| | COMORES | 7 | 6 | 6 | | | | | | 1 | | |
| | N CALEDO | 468 | 398 | 360 | 10 | 19 | | 9 | 12 | 58 | 21 | 3 |
| | POLYNESIE | 265 | 59 | 58 | | 1 | | | 7 | 199 | 173 | 3 |
| TONNES | ALGERIE | 27812 | 24758 | 24729 | | 3 | | 26 | 9 | 3045 | | 13 |
| TONNES | MAURITAN | 113 | 110 | 110 | | | | | | 3 | | |
| TONNES | MALI | 765 | 734 | 502 | 2 | | | 230 | 26 | 5 | | |
| TONNES | NIGER | 597 | 293 | 248 | | 1 | | 44 | 10 | 294 | | |
| TONNES | TCHAD | 175 | 154 | 113 | 1 | 2 | | 38 | 4 | 17 | 4 | |
| TONNES | SENEGAL | 8266 | 8067 | 2342 | 235 | 32 | | 5458 | 97 | 102 | 2 | |
| TONNES | HTE VOLTA | 441 | 238 | 174 | | 2 | | 56 | 29 | 174 | 2 | |
| TONNES | C IVOIRE | 2334 | 2259 | 1078 | 48 | 14 | 7 | 1112 | 51 | 24 | | 1 |
| TONNES | TOGO | 223 | 133 | 70 | | | | 63 | 4 | 24 | | |
| TONNES | DAHOMÉY | 1530 | 222 | 80 | 9 | | | 133 | 1213 | 95 | | |
| TONNES | CAMÉROUN | 1178 | 925 | 349 | 16 | 5 | | 555 | 21 | 232 | 24 | |
| TONNES | CENTRAFR | 373 | 180 | 137 | 3 | 5 | | 35 | 9 | 184 | 6 | |
| TONNES | GABON | 526 | 304 | 188 | | | | 116 | 182 | 40 | 1 | |
| TONNES | CONGO BRA | 778 | 716 | 493 | 31 | 33 | 1 | 156 | 41 | 21 | | |
| TONNES | CF SOMAL | 313 | 29 | 23 | 6 | | | | | 284 | 36 | 2 |
| TONNES | SOMALIE | 772 | 694 | | | 1 | | 693 | | 78 | | |
| TONNES | MADAGASC | 659 | 603 | 524 | 15 | 9 | | 55 | 32 | 24 | | |
| TONNES | COMORES | 12 | 10 | 10 | | | | | | 2 | | |
| TONNES | N CALEDO | 1370 | 1077 | 951 | 30 | 68 | | 28 | 27 | 266 | 30 | 7 |
| TONNES | POLYNESIE | 723 | 112 | 109 | | 3 | | | 27 | 584 | 547 | 4 |
| VAL UNIT | ALGERIE | 278 | 274 | 273 | | 667 | | 385 | 222 | 312 | | 538 |
| | MAURITAN | 442 | 445 | 445 | | | | | | 333 | | |
| | MALI | 308 | 309 | 321 | 500 | | | 283 | 231 | 600 | | |
| | NIGER | 157 | 225 | 214 | | 1000 | | 273 | 400 | 82 | | |
| | TCHAD | 566 | 565 | 619 | 1000 | 500 | | 395 | 500 | 588 | 1000 | |
| | SENEGAL | 298 | 297 | 322 | 247 | 281 | | 288 | 340 | 333 | 1000 | |

Werte : 1000 \$ — Mengen : Tonnen falls nicht anders vermerkt (Abkürzungen siehe Anhang)
 Einheitswerte : \$ je ausgewiesener Mengeneinheit — Y : siehe im Anhang Anmerkungen zu den Waren

Valeurs : 1000 \$ — Quantités : Tonnes sauf indication contraire (Voir abréviations en Annexe)
 Valeurs unitaires : \$ par unité de quantité indiquée — Y : voir notes par produits en Annexe

import

1961

Tab. 1

| Einheit Unité | Ursprung Origine | WELT MONDE | EWG CEE | darunter : dont : | | | | | A O M | DRITTE LÄNDER PAYS TIERS | darunter : dont : | |
|------------------|-------------------------------|-------------------------------------|----------------------|-------------------|----------|------------|---------------------|--------|-------|-----------------------------------|-------------------|------------------------|
| | | | | France | U.E.B.L. | Niederland | Deutschland (BR) | Italia | | | USA | G. Britan. Roy. Uni |
| | EINFUHR-LÄNDER IMPORTATEUR | | | | | | | | | | | |
| | HTE VOLTA | 297 | 361 | 397 | | 250 | | 268 | 379 | 195 | 500 | |
| | C IVOIRE | 323 | 321 | 370 | | 286 | 143 | 277 | 373 | 417 | | 1000 |
| | TOGO | 314 | 391 | 471 | | | | 302 | 500 | 250 | | |
| | DAHOMÉY | 88 | 351 | 463 | 333 | | | 286 | 40 | 84 | | |
| | CAMEROUN | 363 | 373 | 484 | 375 | 600 | | 301 | 429 | 319 | 708 | |
| | CENTRAFR | 273 | 467 | 518 | 333 | 400 | | 286 | 444 | 76 | 1000 | |
| | GABON | 342 | 474 | 564 | | | | 319 | 132 | 300 | 1000 | |
| | CONGO BRA | 416 | 429 | 473 | 419 | 333 | 1000 | 310 | 268 | 286 | | |
| | CF SOMAL | 109 | 345 | 391 | 167 | | | | | 85 | 56 | 500 |
| | SOMALIE | 319 | 327 | | | 1000 | | 326 | | 244 | | |
| | MADAGASC | 405 | 388 | 393 | 333 | 333 | | 364 | 531 | 667 | | |
| | COMORES | 583 | 600 | 600 | | | | | | 500 | | |
| | N CALEDO | 342 | 370 | 379 | 333 | 279 | | 321 | 444 | 218 | 700 | 429 |
| | POLYNÉSIE | 367 | 527 | 532 | | 333 | | | 259 | 341 | 316 | 750 |
| | Y | 061 | SUCRE ET MIEL | | | | | | | | | |
| 1000 DOL | ALGERIE | 40688 | 40243 | 40170 | 13 | 44 | 16 | 349 | 96 | 5 | | |
| | MAURITAN | 121 | 119 | 119 | | | | 1 | 1 | | | |
| | MALI | 2542 | 2062 | 2049 | 10 | | 3 | 301 | 179 | | | |
| | NIGER | 1058 | 600 | 600 | | | | 13 | 445 | | | |
| | TCHAD | 122 | 35 | 35 | | | | 35 | 52 | | 50 | |
| | SENEGAL | 9961 | 9291 | 9250 | 40 | | 1 | 667 | 3 | | 3 | |
| | HTE VOLTA | 1638 | 1369 | 1369 | | | | 18 | 251 | | | |
| | C IVOIRE | 4757 | 3424 | 3424 | | | | 447 | 886 | | | |
| | TOGO | 653 | 430 | 428 | | | 2 | 6 | 96 | | | 9 |
| | DAHOMÉY | 1084 | 1027 | 1027 | | | | 57 | | | | |
| | CAMEROUN | 1226 | 723 | 723 | | | | 10 | 493 | | 1 | |
| | CENTRAFR | 13 | 11 | 11 | | | | 1 | 1 | | | |
| | GABON | 162 | 157 | 157 | | | | 3 | 2 | | 1 | |
| | CONGO BRA | 46 | 44 | 44 | | | | 1 | 1 | | | |
| | CF SOMAL | 316 | 35 | 8 | 1 | | 26 | | 281 | | 1 | |
| | SOMALIE | 119 | 4 | | | | | | 115 | | 1 | |
| | MADAGASC | 43 | 42 | 42 | | | | 4 | 1 | | | |
| | COMORES | 101 | 1 | 1 | | | | | 100 | | | |
| | ST P MIQ | 23 | 11 | 11 | | | | | 12 | | 1 | 8 |
| | GUYANE | 111 | 5 | 5 | | | | | 106 | | | |
| | N CALEDO | 460 | 428 | 51 | 213 | 164 | | | 32 | | 1 | 12 |
| | POLYNÉSIE | 319 | 32 | 3 | 24 | 5 | | 178 | 109 | 2 | 107 | |
| TONNES | ALGERIE | 217210 | 210696 | 210138 | 100 | 332 | 126 | 6120 | 394 | 14 | | |
| TONNES | MAURITAN | 606 | 590 | 590 | | | | 5 | 11 | | | |
| TONNES | MALI | 13019 | 10737 | 10618 | 100 | | 19 | 1267 | 1015 | | | |
| TONNES | NIGER | 4265 | 2799 | 2799 | | | | 54 | 1412 | | | |
| TONNES | TCHAD | 341 | 83 | 83 | | | | 105 | 153 | | 148 | |
| TONNES | SENEGAL | 59468 | 54236 | 53825 | 403 | | 8 | 5223 | 9 | | 9 | |
| TONNES | HTE VOLTA | 7848 | 6800 | 6800 | | | | 116 | 932 | | | |
| TONNES | C IVOIRE | 26624 | 18969 | 18969 | | | | 3109 | 4546 | | | |
| TONNES | TOGO | 3119 | 2093 | 2074 | | | 19 | 27 | 471 | | | 61 |
| TONNES | DAHOMÉY | 5348 | 5088 | 5088 | | | | | 260 | | | |
| TONNES | CAMEROUN | 6258 | 3716 | 3716 | | | | 50 | 2492 | | 2 | |
| TONNES | CENTRAFR | 38 | 33 | 33 | | | | 3 | 2 | | | |
| TONNES | GABON | 647 | 633 | 633 | | | | 13 | 1 | | | |
| TONNES | CONGO BRA | 175 | 168 | 168 | | | | 5 | | | | |
| TONNES | CF SOMAL | 3865 | 362 | 74 | 5 | | 283 | | 3503 | | 16 | |
| TONNES | SOMALIE | 798 | 7 | | | | | | 791 | | 4 | |
| TONNES | MADAGASC | 157 | 156 | 156 | | | | | 1 | | | |
| TONNES | COMORES | 516 | 2 | 2 | | | | | | | | |
| TONNES | ST P MIQ | 168 | 86 | 86 | | | | 514 | | | 7 | 69 |
| TONNES | GUYANE | 636 | 19 | 19 | | | | | 82 | | | |
| TONNES | N CALEDO | 3328 | 3101 | 261 | 1815 | 1025 | | 617 | 227 | | 1 | 90 |
| TONNES | POLYNÉSIE | 2681 | 237 | 5 | 191 | 41 | | 1592 | 852 | 4 | 847 | |
| VAL UNIT | ALGERIE | 187 | 191 | 191 | 130 | 133 | 127 | 57 | 244 | 357 | | |
| | MAURITAN | 200 | 202 | 202 | | | | 200 | 91 | | | |
| | MALI | 195 | 192 | 193 | 100 | | 158 | 238 | 176 | | | |
| | NIGER | 248 | 214 | 214 | | | | 241 | 315 | | | |
| | TCHAD | 358 | 422 | 422 | | | | 333 | 340 | | 338 | |
| | SENEGAL | 168 | 171 | 172 | 99 | | 125 | 128 | 333 | | 333 | |
| | HTE VOLTA | 209 | 201 | 201 | | | | 155 | 269 | | | |
| | C IVOIRE | 179 | 181 | 181 | | | | 144 | 195 | | | |
| | TOGO | 209 | 205 | 206 | | | 105 | 222 | 204 | | | 148 |
| | DAHOMÉY | 203 | 202 | 202 | | | | 219 | | | | |
| | CAMEROUN | 196 | 195 | 195 | | | | 200 | 198 | | 500 | |
| | CENTRAFR | 342 | 333 | 333 | | | | 333 | 500 | | | |
| | GABON | 250 | 248 | 248 | | | | 231 | 2000 | | | |
| | CONGO BRA | 263 | 262 | 262 | | | | 200 | 500 | | | |
| | CF SOMAL | 82 | 97 | 108 | | | 92 | | 80 | | 63 | |
| | SOMALIE | 149 | 571 | | | | | | 145 | | 250 | |
| | MADAGASC | 274 | 269 | 269 | | | | | 1000 | | | |
| | COMORES | 196 | 500 | 500 | | | | 195 | | | | |
| | ST P MIQ | 137 | 128 | 128 | | | | | 146 | | 143 | 116 |
| | GUYANE | 175 | 263 | 263 | | | | 172 | | | | |
| | N CALEDO | 138 | 138 | 195 | 117 | 160 | | | 141 | | 1000 | 133 |
| | POLYNÉSIE | 119 | 135 | 600 | 126 | 122 | | 112 | 128 | | 500 | 126 |
| | 062 | PREPARATIONS A BASE DE SUCRE | | | | | | | | | | |
| 1000 DOL | ALGERIE | 4455 | 4275 | 4239 | 7 | 21 | | 8 | 180 | | | 26 |
| | MAURITAN | 6 | 6 | 6 | | | | | | | | |
| | MALI | 104 | 71 | 71 | | | | 32 | 1 | | 1 | |
| | ZUCKER UND HONIG | | | | | | | | | | | |
| | ZUCKERWAREN | | | | | | | | | | | |

Werte : 1000 \$ — Mengen : Tonnen falls nicht anders vermerkt (Abkürzungen siehe Anhang)
Einheitswerte : \$ je ausgewiesener Mengeneinheit — Y : siehe im Anhang Anmerkungen zu den Waren

Valeurs : 1000 \$ — Quantités : Tonnes sauf indication contraire (Voir abréviations en Annexe)
Valeurs unitaires : \$ par unité de quantité indiquée — Y : voir notes par produits en Annexe

Tab. 1

i m p o r t

1961

| Einheit Unité | Ursprung Origine | WELT MONDE | EWG CEE | darunter : dont : | | | | | A O M | DRITTE LÄNDER PAYS TIERS | darunter : dont : | |
|------------------|------------------------------------|---------------|------------|-------------------|----------|-----------|---------------------|--------|-------|-----------------------------------|-------------------|------------------------|
| | | | | France | U.E.B.L. | Nederland | Deutschland (BR) | Italia | | | USA | G. Britan. Roy. Uni |
| | EINFUHR-LÄNDER ↓ IMPORTATEUR | | | | | | | | | | | |
| | NIGER | 184 | 50 | 44 | | 5 | | | 131 | 3 | | |
| | TCHAD | 216 | 141 | 131 | | 10 | | | 18 | 57 | | 1 |
| | SENEGAL | 433 | 427 | 420 | | 3 | | 4 | | 6 | | 2 |
| | HTE VOLTA | 114 | 44 | 44 | | | | | | 8 | | 8 |
| | C IVOIRE | 299 | 293 | 287 | | 5 | | | 62 | 6 | | 4 |
| | TOGO | 31 | 25 | 17 | | 8 | | 1 | | 6 | | 4 |
| | DAHOMÉY | 91 | 19 | 16 | | 3 | | | | 2 | | 2 |
| | CAMEROUN | 345 | 268 | 242 | 4 | 21 | | | 58 | 19 | | 2 |
| | CENTRAFR | 82 | 66 | 60 | | 6 | 1 | | 4 | 12 | | 2 |
| | GABON | 52 | 49 | 48 | | 1 | | | 1 | 2 | | |
| | CONGO BRA | 122 | 104 | 102 | | 1 | | | 17 | 1 | | |
| | SOMALIE | 127 | 115 | | | 1 | | | | 12 | | |
| | MADAGASC | 486 | 467 | 396 | 2 | 60 | 8 | 114 | 1 | 18 | | |
| | REUNION | 154 | 153 | 148 | | 5 | | | | 1 | | |
| | COMORES | 12 | 13 | 11 | | 2 | | | | 1 | | |
| | ST P MIO | 21 | 10 | 8 | | 2 | | | | 1 | | |
| | GUADELOUP | 120 | 120 | 118 | | 2 | | | | 11 | | 9 |
| | MARTINIQ | 172 | 171 | 168 | | 3 | | | | 1 | | |
| | GUYANE | 27 | 27 | 27 | | | | | | | | |
| | N CALEDO | 154 | 107 | 100 | | 7 | | | | 46 | | |
| | POLYNESIE | 176 | 73 | 66 | | 7 | | | | 103 | 91 | 4 |
| TONNES | ALGERIE | 6903 | 6560 | 6524 | 13 | 16 | | 7 | | 343 | | 14 |
| TONNES | MAURITAN | 14 | 14 | 14 | | | | | | | | |
| TONNES | MALI | 259 | 141 | 141 | | | | | 115 | 3 | | |
| TONNES | NIGER | 563 | 96 | 91 | | 4 | | 1 | 466 | 1 | | |
| TONNES | TCHAD | 374 | 253 | 240 | | 13 | | | 61 | 60 | | 2 |
| TONNES | SENEGAL | 796 | 784 | 778 | | 4 | | 2 | | 12 | | 6 |
| TONNES | HTE VOLTA | 549 | 347 | 347 | | | | | 193 | 9 | | 8 |
| TONNES | C IVOIRE | 455 | 450 | 442 | | 7 | | 1 | | 5 | | 2 |
| TONNES | TOGO | 51 | 41 | 33 | | 8 | | | | 10 | | 7 |
| TONNES | DAHOMÉY | 212 | 34 | 31 | | 3 | | | 174 | 4 | | 4 |
| TONNES | CAMEROUN | 816 | 572 | 529 | 9 | 33 | 1 | | 215 | 29 | | 1 |
| TONNES | CENTRAFR | 152 | 125 | 119 | | 6 | | | 11 | 16 | | |
| TONNES | GABON | 98 | 94 | 92 | | 2 | | | 2 | 2 | | |
| TONNES | CONGO BRA | 295 | 249 | 246 | | 2 | | 1 | 44 | 2 | | |
| TONNES | SOMALIE | 273 | 245 | | | 1 | | | | 28 | | |
| TONNES | MADAGASC | 701 | 660 | 538 | 4 | 106 | 11 | 244 | 1 | 40 | | |
| TONNES | REUNION | 192 | 189 | 182 | | 7 | | | | 2 | | |
| TONNES | COMORES | 22 | 21 | 18 | | 3 | | | | 1 | | |
| TONNES | ST P MIO | 35 | 14 | 9 | | 5 | | | | 21 | | 16 |
| TONNES | GUADELOUP | 202 | 202 | 200 | | 2 | | | | | | |
| TONNES | MARTINIQ | 283 | 280 | 276 | | 4 | | | | 3 | | |
| TONNES | GUYANE | 33 | 33 | 33 | | | | | | | | |
| TONNES | N CALEDO | 163 | 117 | 110 | | 7 | | | | 45 | | |
| TONNES | POLYNESIE | 213 | 104 | 96 | | 8 | | | | 109 | 99 | 4 |
| VAL UNIT | ALGERIE | 645 | 652 | 650 | 538 | 1313 | | 1143 | | 525 | | 1857 |
| | MAURITAN | 429 | 429 | 429 | | | | | | | | |
| | MALI | 402 | 504 | 504 | | | | | 278 | 333 | | |
| | NIGER | 327 | 521 | 484 | | 1250 | | 1000 | 281 | 3000 | | |
| | TCHAD | 578 | 557 | 546 | | 769 | | | 295 | 950 | | 500 |
| | SENEGAL | 544 | 545 | 540 | | 750 | | 2000 | | 500 | | 333 |
| | HTE VOLTA | 208 | 127 | 127 | | | | | | 889 | | 1000 |
| | C IVOIRE | 657 | 651 | 649 | | 714 | | 1000 | 321 | 1200 | | 2000 |
| | TOGO | 608 | 610 | 515 | | 1000 | | | | 600 | | 571 |
| | DAHOMÉY | 429 | 559 | 516 | | 1000 | | | 402 | 500 | | 500 |
| | CAMEROUN | 423 | 469 | 457 | 444 | 636 | 1000 | | 270 | 655 | | 2000 |
| | CENTRAFR | 539 | 528 | 504 | | 1000 | | | 364 | 750 | | |
| | GABON | 531 | 521 | 522 | | 500 | | | 500 | 1000 | | |
| | CONGO BRA | 414 | 418 | 415 | | 500 | | 1000 | 386 | 500 | | |
| | SOMALIE | 465 | 469 | | | 1000 | | | | 429 | | |
| | MADAGASC | 693 | 708 | 736 | 500 | 566 | 727 | 467 | 1000 | 450 | | |
| | REUNION | 802 | 810 | 813 | | 714 | | | 1000 | | | |
| | COMORES | 545 | 619 | 611 | | 667 | | | | 1000 | | |
| | ST P MIO | 600 | 714 | 889 | | 400 | | | | 1000 | | |
| | GUADELOUP | 594 | 594 | 590 | | 1000 | | | | 524 | | 563 |
| | MARTINIQ | 608 | 611 | 609 | | 750 | | | | 333 | | |
| | GUYANE | 818 | 818 | 818 | | | | | | | | |
| | N CALEDO | 945 | 915 | 909 | | 1000 | | | | 1022 | | |
| | POLYNESIE | 826 | 702 | 688 | | 875 | | | | 945 | 919 | 1000 |
| Y | 071 | CAFE | | | | | | | | | | |
| 1000 DOL | ALGERIE | 17498 | 924 | 924 | | | | | 15151 | 1423 | | |
| | MAURITAN | 22 | 14 | 14 | | | | | 5 | 3 | | |
| | MALI | 57 | 53 | 53 | | | | | 3 | 1 | | |
| | NIGER | 52 | 30 | 30 | | | | | 21 | 1 | | |
| | TCHAD | 43 | 32 | 32 | | | | | 5 | 6 | | 7 |
| | SENEGAL | 246 | 177 | 177 | | | | | | 69 | | |
| | HTE VOLTA | 146 | 140 | 140 | | | | | 6 | | | |
| | C IVOIRE | 190 | 177 | 177 | | | | | 7 | 6 | | |
| | TOGO | 12 | 10 | 10 | | | | | | 2 | | 1 |
| | DAHOMÉY | 27 | 24 | 24 | | | | | 3 | 3 | | |
| | CAMEROUN | 96 | 90 | 89 | | 1 | | | 5 | 1 | | |
| | CENTRAFR | 43 | 37 | 36 | | | | | | 1 | | |
| | GABON | 81 | 80 | 80 | | | | | | 7 | | |
| | CONGO BRA | 104 | 89 | 89 | | | | | 8 | 7 | | |
| | CF SOMAL | 41 | | | | | | | 11 | 30 | | |
| | SOMALIE | 181 | 1 | | | | | 1 | 2 | 178 | | 1 |
| | MADAGASC | 94 | 94 | 94 | | | | | | | | |
| | REUNION | 635 | 10 | 10 | | | | | | | | |
| | COMORES | 3 | 3 | 3 | | | | | 625 | | | |
| | | | | | | | | | | | | |

Werte: 1000 \$ — Mengen: Tonnen falls nicht anders vermerkt (Abkürzungen siehe Anhang)
 Einheitswerte: \$ je ausgewiesener Mengeneinheit — Y: siehe im Anhang Anmerkungen zu den Waren

Valeurs: 1000 \$ — Quantités: Tonnes sauf indication contraire (Voir abréviations en Annexe)
 Valeurs unitaires: \$ par unité de quantité indiquée — Y: voir notes par produits en Annexe

import

1961

Tab. 1

| Einheit Unité | Ursprung Origine | WELT MONDE | EWG CEE | darunter : dont : | | | | | AOM | DRITTE LÄNDER PAYS TIERS | darunter : dont : | |
|------------------|------------------------------------|---------------|------------|-------------------|----------|-----------|-----------------------|--------|------|-----------------------------------|-------------------|------------------------|
| | | | | France | U.E.B.L. | Nederland | Deutschland (B.K.) | Italia | | | USA | G. Britan. Roy. Uni |
| | EINFUHR-LÄNDER ↓ IMPORTATEUR | | | | | | | | | | | |
| | ST P M I O | 9 | | | | | | | 9 | | 2 | 5 |
| | GUADELOUP | 80 | | | | | | 79 | 1 | | | |
| | MARTINIC | 193 | 11 | 11 | | | 182 | | | | | |
| | GUYANE | 34 | 6 | 6 | | | 27 | | 1 | | | |
| TONNES | ALGERIE | 27354 | 169 | 169 | | | | 24864 | 2321 | | | |
| TONNES | MAURITAN | 16 | 7 | 7 | | | 8 | | 1 | | | |
| TONNES | MALI | 19 | 14 | 14 | | | 4 | | 1 | | | |
| TONNES | NIGER | 41 | 9 | 9 | | | 31 | | 1 | | | |
| TONNES | TCHAD | 27 | 12 | 12 | | | 11 | | 4 | | 5 | |
| TONNES | SENEGAL | 221 | 48 | 48 | | | | | 173 | | | |
| TONNES | HTE VOLTA | 18 | 10 | 10 | | | | 8 | | | | |
| TONNES | C IVOIRE | 63 | 47 | 47 | | | | 9 | 7 | | | |
| TONNES | TOGO | 5 | 4 | 4 | | | | | 1 | | | 1 |
| TONNES | DAHOMÉY | 10 | 9 | 9 | | | | 2 | 1 | | | |
| TONNES | CAMÉROUN | 50 | 34 | 34 | | | | 2 | 14 | | | |
| TONNES | CENTRAFR | 35 | 21 | 17 | | | | 13 | 1 | | | |
| TONNES | GABON | 34 | 30 | 30 | | 4 | | | 4 | | | |
| TONNES | CONGO BRA | 69 | 36 | 36 | | | | 25 | 8 | | | |
| TONNES | CF SOMAL | 52 | | | | | | 18 | 34 | | | |
| TONNES | SOMALIE | 1524 | | | | | | 7 | 1517 | | 1 | |
| TONNES | MADAGASC | 21 | 21 | 21 | | | | | | | | |
| TONNES | REUNION | 1017 | 5 | 5 | | | | 1013 | 1 | | | |
| TONNES | COMORES | 1 | 1 | 1 | | | | | | | | |
| TONNES | ST P M I O | 9 | | | | | | | 9 | | 3 | 6 |
| TONNES | GUADELOUP | 118 | | | | | | 117 | 1 | | | |
| TONNES | MARTINIC | 295 | 16 | 16 | | | | 279 | | | | |
| TONNES | GUYANE | 44 | 4 | 4 | | | | 40 | | | | |
| VAL UNIT | ALGERIE | 640 | 5467 | 5467 | | | | 609 | 613 | | | |
| | MAURITAN | 1375 | 2000 | 2000 | | | | 625 | 3000 | | | |
| | MALI | 3000 | 3786 | 3786 | | | | 750 | 1000 | | | |
| | NIGER | 1268 | 3333 | 3333 | | | | 677 | 1000 | | | |
| | TCHAD | 1593 | 2667 | 2667 | | | | 455 | 1500 | | | 1400 |
| | SENEGAL | 1113 | 3688 | 3688 | | | | | 399 | | | |
| | HTE VOLTA | 8111 | 14000 | 14000 | | | | 750 | | | | |
| | C IVOIRE | 3016 | 3766 | 3766 | | | | 778 | 857 | | | |
| | TOGO | 2400 | 2500 | 2500 | | | | | 2000 | | | 1000 |
| | DAHOMÉY | 2700 | 2667 | 2667 | | | | 1500 | | | | |
| | CAMÉROUN | 1920 | 2647 | 2618 | | | | 1500 | 214 | | | |
| | CENTRAFR | 1229 | 1762 | 2118 | | | | 385 | 1000 | | | |
| | GABON | 2382 | 2667 | 2667 | | 250 | | | 250 | | | |
| | CONGO BRA | 1507 | 2472 | 2472 | | | | 320 | 875 | | | |
| | CF SOMAL | 788 | | | | | | 611 | 882 | | | |
| | SOMALIE | 119 | | | | | | 286 | 117 | | 1000 | |
| | MADAGASC | 4476 | 4476 | 4476 | | | | | | | | |
| | REUNION | 624 | 2000 | 2000 | | | | 617 | | | | |
| | COMORES | 3000 | 3000 | 3000 | | | | | | | | |
| | ST P M I O | 1000 | | | | | | | 1000 | | 667 | 833 |
| | GUADELOUP | 678 | | | | | | 675 | 1000 | | | |
| | MARTINIC | 654 | 688 | 688 | | | | 652 | | | | |
| | GUYANE | 773 | 1500 | 1500 | | | | 675 | | | | |
| Y | 072 CACAO | | | | | | | | | | | |
| 1000 DOL | ALGERIE | 368 | 83 | 83 | | | | 283 | 2 | | 2 | |
| | SENEGAL | 3 | 2 | 2 | | | | | 1 | | | |
| | CAMÉROUN | 21 | 21 | 21 | | | | | | | | |
| | CENTRAFR | 1 | 1 | 1 | | | | | | | | |
| | GABON | 2 | 1 | 1 | | | | | | | | |
| | CONGO BRA | 2 | 2 | 2 | | | | | | | | |
| | SOMALIE | 1 | | | | | | | 1 | | | 1 |
| | MADAGASC | 12 | 7 | 7 | | | | 5 | | | | |
| | ST P M I O | 26 | 8 | 7 | | | | | | | 16 | 8 |
| | POLYNESIE | 15 | 7 | 7 | | | | | | | 8 | |
| TONNES | ALGERIE | 692 | 64 | 64 | | | | 623 | 5 | | 5 | |
| TONNES | SENEGAL | 4 | 2 | 2 | | | | | 2 | | | |
| TONNES | CAMÉROUN | 19 | 19 | 19 | | | | | | | | |
| TONNES | CENTRAFR | 1 | 1 | 1 | | | | | | | | |
| TONNES | GABON | 2 | 1 | 1 | | | | | | | | |
| TONNES | CONGO BRA | 2 | 2 | 2 | | | | | | | | |
| TONNES | SOMALIE | 1 | | | | | | | 1 | | | 1 |
| TONNES | MADAGASC | 16 | 6 | 6 | | | | 10 | | | | |
| TONNES | ST P M I O | 28 | 9 | 7 | | | | | 18 | | | 9 |
| TONNES | POLYNESIE | 16 | 8 | 8 | | | | | 8 | | | |
| VAL UNIT | ALGERIE | 532 | 1297 | 1297 | | | | 454 | 400 | | 400 | |
| | SENEGAL | 750 | 1000 | 1000 | | | | | 500 | | | |
| | CAMÉROUN | 1105 | 1105 | 1105 | | | | | | | | |
| | CENTRAFR | 1000 | 1000 | 1000 | | | | | | | | |
| | GABON | 1000 | 1000 | 1000 | | | | | 1000 | | | |
| | CONGO BRA | 1000 | 1000 | 1000 | | | | | | | | |
| | SOMALIE | 1000 | | | | | | | | | | |
| | MADAGASC | 750 | 1167 | 1167 | | | | 500 | 1000 | | | 1000 |
| | ST P M I O | 929 | 889 | 1000 | | | | | | | | 889 |
| | POLYNESIE | 938 | 875 | 875 | | 500 | | | 1000 | | | |
| Y | 073 CHOCOLAT ET PREP AU CACAO | | | | | | | | | | | |
| 1000 DOL | ALGERIE | 2999 | 2950 | 2910 | | 10 | 7 | 9 | 14 | | 49 | 1 |
| | MAURITAN | 5 | 5 | 5 | | | | | | | | |

Werte: 1000 \$ — Mengen: Tonnen falls nicht anders vermerkt (Abkürzungen siehe Anhang)
Einheitswerte: \$ je ausgewiesener Mengeneinheit — Y: siehe im Anhang Anmerkungen zu den Waren

Valeurs: 1000 \$ — Quantités: Tonnes sauf indication contraire (Voir abréviations en Annexe)
Valeurs unitaires: \$ par unité de quantité indiquée — Y: voir notes par produits en Annexe

import

1961

Tab. 1

| Einheit Unité | Ursprung Origine | WELT MONDE | EWG CEE | darunter : dont : | | | | | A O M | DRITTE LÄNDER PAYS TIERS | darunter : dont : | |
|------------------|---------------------|---------------|------------|-------------------|----------|-----------|---------------------|--------|-------|-----------------------------------|-------------------|------------------------|
| | | | | France | U.E.B.L. | Nederland | Deutschland (BR) | Italia | | | USA | G. Britan. Roy. Uni |
| | EINFUHR-LÄNDER | | | | | | | | | | | |
| | IMPORTATEUR | | | | | | | | | | | |
| | MALI | 31 | 12 | 12 | | | | | 18 | 1 | | |
| | NIGER | 5 | 5 | 5 | | | | | | | | |
| | TCHAD | 16 | 16 | 15 | | | | | | | | |
| | SENEGAL | 125 | 120 | 103 | 1 | 1 | | 15 | | 5 | | 2 |
| | HTE VOLTA | 16 | 11 | 11 | | | | | | 5 | | |
| | C IVOIRE | 102 | 101 | 59 | | | | 2 | | 1 | | |
| | TOGO | 11 | 8 | 7 | | | | | | 3 | | |
| | DAHOMÉY | 12 | 12 | 12 | | | | | | | | 2 |
| | CAMEROUN | 75 | 74 | 66 | 3 | | | 5 | | 1 | | 1 |
| | CENTRAFR | 29 | 25 | 24 | | | | 1 | | 4 | | |
| | GABON | 27 | 27 | 26 | | | | | | | | |
| | CONGO BRA | 57 | 52 | 48 | | | 1 | 2 | | 5 | | |
| | CF SOMAL | 12 | 7 | 4 | | | | | | 2 | | |
| | SOMALIE | 17 | 16 | | | | | | | 5 | | 2 |
| | MADAGASC | 176 | 170 | 167 | | | 1 | 16 | | 1 | | |
| | COMORES | 6 | 5 | 5 | | | | 1 | | 6 | | |
| | N CALEDO | 148 | 132 | 132 | | | | | | 1 | | |
| | POLYNESIE | 68 | 60 | 57 | 3 | | | | 2 | 14 | | |
| TONNES | ALGERIE | 2545 | 2487 | 2459 | 12 | 6 | 4 | 6 | | 58 | | 1 |
| TONNES | MAURITAN | 4 | 4 | 4 | | | | | | | | |
| TONNES | MALI | 68 | 6 | 6 | | | | | 59 | 3 | | |
| TONNES | NIGER | 3 | 3 | 3 | | | | | | | | |
| TONNES | TCHAD | 8 | 7 | 7 | | | | | | 1 | | |
| TONNES | SENEGAL | 78 | 72 | 64 | 1 | 1 | | 6 | | 6 | | 1 |
| TONNES | HTE VOLTA | 28 | 7 | 7 | | | | | | 21 | | |
| TONNES | C IVOIRE | 57 | 56 | 55 | | | | 1 | | 1 | | |
| TONNES | TOGO | 12 | 7 | 5 | | | | | | 5 | | 4 |
| TONNES | DAHOMÉY | 8 | 8 | 8 | | | 2 | | | | | |
| TONNES | CAMEROUN | 82 | 80 | 72 | 6 | | | 2 | | 2 | | |
| TONNES | CENTRAFR | 17 | 16 | 16 | | | | | | 1 | | |
| TONNES | GABON | 17 | 17 | 16 | | | | | | | | |
| TONNES | CONGO BRA | 39 | 36 | 33 | | | 1 | 1 | | 3 | | |
| TONNES | CF SOMAL | 12 | 8 | 4 | | | | | | 4 | | 2 |
| TONNES | SOMALIE | 13 | 12 | | | | | 1 | | 1 | | |
| TONNES | MADAGASC | 124 | 116 | 113 | | | 1 | 12 | | 1 | | |
| TONNES | COMORES | 3 | 3 | 3 | | | | 1 | | 8 | | |
| TONNES | N CALEDO | 108 | 97 | 97 | | | | | | 2 | | |
| TONNES | POLYNESIE | 62 | 54 | 51 | 3 | | | | | 8 | | 2 |
| VAL UNIT | ALGERIE | 1178 | 1186 | 1183 | 833 | 1167 | 2250 | 2333 | | 845 | | 1000 |
| VAL UNIT | MAURITAN | 1250 | 1250 | 1250 | | | | | | | | |
| VAL UNIT | MALI | 456 | 2000 | 2000 | | | | | 305 | 333 | | |
| VAL UNIT | NIGER | 1667 | 1667 | 1667 | | | | | | | | |
| VAL UNIT | TCHAD | 2000 | 2286 | 2143 | | | | | | | | |
| VAL UNIT | SENEGAL | 1603 | 1667 | 1609 | 1000 | 1000 | | 2500 | | 833 | | 2000 |
| VAL UNIT | HTE VOLTA | 571 | 1571 | 1571 | | | | | | 238 | | |
| VAL UNIT | C IVOIRE | 1789 | 1804 | 1800 | | | | 2000 | | 1000 | | |
| VAL UNIT | TOGO | 917 | 1143 | 1400 | | 500 | | | | 600 | | 500 |
| VAL UNIT | DAHOMÉY | 1500 | 1500 | 1500 | | | | | | | | |
| VAL UNIT | CAMEROUN | 915 | 925 | 917 | 500 | | | 2500 | | 500 | | |
| VAL UNIT | CENTRAFR | 1706 | 1563 | 1500 | | | | | | 4000 | | |
| VAL UNIT | GABON | 1588 | 1588 | 1625 | | 1000 | | | | | | |
| VAL UNIT | CONGO BRA | 1462 | 1444 | 1455 | | 1000 | | 2000 | | 1667 | | |
| VAL UNIT | CF SOMAL | 1000 | 875 | 1000 | | 333 | | 2000 | | 1250 | | 1000 |
| VAL UNIT | SOMALIE | 1308 | 1333 | | | | | 1333 | | 1000 | | |
| VAL UNIT | MADAGASC | 1419 | 1466 | 1478 | | 1000 | 1000 | 1000 | | 750 | | |
| VAL UNIT | COMORES | 2000 | 1667 | 1667 | | | | | | | | |
| VAL UNIT | N CALEDO | 1370 | 1361 | 1361 | | | | | 1000 | 1556 | | |
| VAL UNIT | POLYNESIE | 1097 | 1111 | 1118 | 1000 | | | | | 1000 | 1000 | 1000 |
| Y | 074 | THE ET MATE | | | | | | | | | | |
| 1000 DOL | ALGERIE | 2829 | 49 | 49 | | | | | | 2780 | | 1 |
| 1000 DOL | MAURITAN | 59 | 2 | 2 | | | | | 19 | 38 | | |
| 1000 DOL | MALI | 338 | 49 | 43 | | 6 | | | 163 | 126 | | 9 |
| 1000 DOL | NIGER | 80 | 11 | 10 | | | | | 33 | 28 | | 1 |
| 1000 DOL | TCHAD | 1066 | 148 | 2 | 3 | 141 | | 2 | 60 | 858 | | 106 |
| 1000 DOL | SENEGAL | 2842 | 1 | 1 | | | | | 6 | 2835 | | 27 |
| 1000 DOL | HTE VOLTA | 18 | 1 | 1 | | | | | 1 | 16 | | 3 |
| 1000 DOL | C IVOIRE | 98 | 43 | 2 | | 41 | | | 3 | 52 | | 41 |
| 1000 DOL | TOGO | 3 | | | | | | | | 3 | | 2 |
| 1000 DOL | DAHOMÉY | 4 | | | | | | | | 4 | | 4 |
| 1000 DOL | CAMEROUN | 42 | 3 | 1 | | 2 | | | | 39 | | 36 |
| 1000 DOL | CENTRAFR | 180 | 44 | 1 | 1 | 42 | | | 39 | 97 | | 54 |
| 1000 DOL | GABON | 9 | 2 | 2 | | | | | | 7 | | 6 |
| 1000 DOL | CONGO BRA | 56 | 7 | 1 | 1 | 4 | 1 | | 30 | 19 | | 8 |
| 1000 DOL | SOMALIE | 413 | | | | | | | 5 | 408 | | |
| 1000 DOL | MADAGASC | 57 | 9 | 5 | | | | | | 48 | | 7 |
| 1000 DOL | COMORES | 5 | | | | | | | | 5 | | |
| 1000 DOL | ST P MIQ | 14 | 6 | | | | | | | 8 | | 9 |
| 1000 DOL | N CALEDO | 77 | | | | | | | | 77 | | |
| 1000 DOL | POLYNESIE | 24 | 4 | | | 4 | | | | 20 | | |
| TONNES | ALGERIE | 2809 | 11 | 11 | | | | | | 2798 | | |
| TONNES | MAURITAN | 34 | 1 | 1 | | | | | 7 | 26 | | |
| TONNES | MALI | 151 | 22 | 18 | | 4 | | | 65 | 64 | | 4 |
| TONNES | NIGER | 135 | 23 | 20 | | 3 | | | 49 | 46 | | |
| TONNES | TCHAD | 1146 | 151 | 1 | 26 | 122 | | 2 | 60 | 935 | | 81 |
| TONNES | SENEGAL | 1856 | | | | | | | 3 | 1853 | | 12 |
| TONNES | HTE VOLTA | 11 | | | | | | | 4 | 7 | | 1 |
| TONNES | C IVOIRE | 59 | 23 | | | 23 | | | 1 | 35 | | 30 |

Werte : 1000 \$ — Mengen : Tonnen falls nicht anders vermerkt (Abkürzungen siehe Anhang)
Einheitswerte : \$ je ausgewiesener Mengeneinheit — Y : siehe im Anhang Anmerkungen zu den Waren

Valeurs : 1000 \$ — Quantités : Tonnes sauf indication contraire (Voir abréviations en Annexe)
Valeurs unitaires : \$ par unité de quantité indiquée — Y : voir notes par produits en Annexe

i m p o r t

1 9 6 1

Tab. 1

| Einheit Unité | Ursprung Origine | WELT MONDE | EWG CEE | darunter : dont : | | | | | AOM | DRITTE LÄNDER PAYS TIERS | darunter : dont : | |
|------------------|---------------------|---------------|------------|-------------------|----------|-----------|---------------------|--------|-----|-----------------------------------|-------------------|------------------------|
| | | | | France | U.E.B.L. | Nederland | Deutschland (BR) | Italia | | | USA | G. Britan. Roy. Uni |
| EINFUHRLÄNDER | | | | | | | | | | | | |
| IMPORTATEUR | | | | | | | | | | | | |
| TONNES | TOGO | 1 | | | | | | | | 1 | | 1 |
| TONNES | DAHOMÉY | 2 | | | | | | | | 2 | | 2 |
| TONNES | CAMÉROUN | 17 | 1 | | | | | | | 16 | | 14 |
| TONNES | CENTRAFR | 170 | 34 | | 1 | 33 | | | 37 | 99 | | 45 |
| TONNES | GABON | 3 | | | | | | | | 3 | | 3 |
| TONNES | CONGO BRA | 53 | 3 | | | 3 | | | 33 | 17 | | 3 |
| TONNES | SOMALIE | 657 | | | | | | | 8 | 649 | | |
| TONNES | MADAGASC | 55 | 3 | | 1 | 2 | | | | 52 | | 3 |
| TONNES | COMORES | 7 | | | | | | | | 7 | | |
| TONNES | ST P MIO | 10 | 4 | | | 4 | | | | 6 | | 6 |
| TONNES | N CALEDO | 52 | | | | | | | | 52 | | |
| TONNES | POLYNESIE | 14 | 3 | | | 3 | | | | 11 | | |
| VAL UNIT | ALGERIE | 1007 | 4455 | 4455 | | | | | | 994 | | |
| | MAURITAN | 1735 | 2000 | 2000 | | | | 2714 | | 1462 | | |
| | MALI | 2238 | 2227 | 2389 | | 1500 | | 2508 | | 1969 | | 2250 |
| | NIGER | 593 | 478 | 500 | | 333 | | 673 | | 609 | | |
| | TCHAD | 930 | 980 | 2000 | | 115 | 1156 | 1000 | | 918 | | 1309 |
| | SENEGAL | 1531 | | | | | | 2000 | | 1530 | | 2250 |
| | HTE VOLTA | 1636 | | | | | | 250 | | 2286 | | 3000 |
| | C IVOIRE | 1661 | 1870 | | | | | 3000 | | 1486 | | 1367 |
| | TOGO | 3000 | | | | | | | | 3000 | | 2000 |
| | DAHOMÉY | 2000 | | | | | | | | 2000 | | 2000 |
| | CAMÉROUN | 2471 | 3000 | | | 2000 | | | | 2438 | | 2571 |
| | CENTRAFR | 1059 | 1294 | | | 1273 | | 1054 | | 980 | | 1200 |
| | GABON | 3000 | | | | | | | | 2333 | | 2000 |
| | CONGO BRA | 1057 | 2333 | | | 1333 | | 909 | | 1118 | | 2667 |
| | SOMALIE | 629 | | | | | | 625 | | 629 | | |
| | MADAGASC | 1036 | 3000 | 5000 | | 2000 | | | | 923 | | 2333 |
| | COMORES | 714 | | | | | | | | 714 | | |
| | ST P MIO | 1400 | 1500 | | | 1500 | | | | 1333 | | 1500 |
| | N CALEDO | 1481 | | | | | | | | 1481 | | |
| | POLYNESIE | 1714 | 1333 | | | 1333 | | | | 1818 | | |
| Y 075 EPICES | | | | | | | | | | | | |
| GEWUERZE | | | | | | | | | | | | |
| 1000 DOL | ALGERIE | 2636 | 126 | 126 | | | | 408 | | 2102 | | |
| | MAURITAN | 3 | 3 | 3 | | | | | | | | |
| | MALI | 15 | 4 | 4 | | | | 4 | | 7 | | |
| | NIGER | 43 | 2 | 2 | | | | | | 41 | | |
| | TCHAD | 6 | 5 | 5 | | | | | | 1 | | |
| | SENEGAL | 190 | 35 | 33 | | | 2 | | | 11 | | 23 |
| | HTE VOLTA | 13 | 4 | 4 | | | | | | 1 | | |
| | C IVOIRE | 30 | 18 | 15 | | 2 | | 1 | | 5 | | 6 |
| | TOGO | 6 | 6 | 6 | | | | | | | | |
| | DAHOMÉY | 18 | 6 | 6 | | | | | | 11 | | |
| | CAMÉROUN | 12 | 10 | 10 | | | | | | | | |
| | CENTRAFR | 5 | 5 | 4 | | 1 | | | | | | |
| | GABON | 4 | 4 | 4 | | | | | | | | |
| | CONGO BRA | 12 | 11 | 11 | | | | | | | | |
| | SOMALIE | 117 | 16 | | | | | 16 | | 101 | | |
| | MADAGASC | 22 | 20 | 20 | | | | | | 2 | | |
| | COMORES | 7 | 5 | 5 | | | | | | 1 | | |
| | ST P MIO | 2 | 1 | 1 | | | | | | 1 | | 1 |
| | N CALEDO | 16 | 7 | 7 | | | | | | 3 | | 1 |
| | POLYNESIE | 8 | 4 | 1 | | | 3 | | | 4 | | 1 |
| TONNES | ALGERIE | 5657 | 134 | 134 | | | | 348 | | 5175 | | |
| TONNES | MAURITAN | 6 | 6 | 6 | | | | | | | | |
| TONNES | MALI | 81 | 5 | 5 | | | | | | 30 | | 46 |
| TONNES | NIGER | 168 | | | | | | | | 168 | | |
| TONNES | TCHAD | 3 | 2 | 2 | | | | | | 1 | | |
| TONNES | SENEGAL | 326 | 20 | 19 | | | 1 | | | 18 | | 25 |
| TONNES | HTE VOLTA | 22 | 4 | 4 | | | | | | 4 | | |
| TONNES | C IVOIRE | 23 | 7 | 6 | | 1 | | | | 9 | | 4 |
| TONNES | TOGO | 10 | 7 | 7 | | | | | | | | |
| TONNES | DAHOMÉY | 25 | 7 | 7 | | | | | | 13 | | 5 |
| TONNES | CAMÉROUN | 7 | 3 | 3 | | | | | | | | 4 |
| TONNES | CENTRAFR | 2 | 1 | 1 | | | | | | | | |
| TONNES | GABON | 2 | 1 | 1 | | | | | | | | |
| TONNES | CONGO BRA | 4 | 4 | 4 | | | | | | | | |
| TONNES | SOMALIE | 200 | 5 | | | | | | | | | |
| TONNES | MADAGASC | 19 | 15 | 15 | | | | 5 | | 2 | | 195 |
| TONNES | COMORES | 10 | 8 | 8 | | | | | | 1 | | 2 |
| TONNES | ST P MIO | 1 | | | | | | | | 1 | | 1 |
| TONNES | N CALEDO | 7 | 3 | 3 | | | | | | 1 | | 1 |
| TONNES | POLYNESIE | 6 | 3 | 1 | | | 2 | | | 3 | | 1 |
| VAL UNIT | ALGERIE | 466 | 940 | 940 | | | | 1172 | | 406 | | |
| | MAURITAN | 500 | 500 | 500 | | | | | | | | |
| | MALI | 185 | 800 | 800 | | | | | | 133 | | 152 |
| | NIGER | 256 | | | | | | | | 244 | | |
| | TCHAD | 2000 | 2500 | 2500 | | | | 1000 | | | | |
| | SENEGAL | 583 | 1750 | 1737 | | | 2000 | 611 | | 500 | | 920 |
| | HTE VOLTA | 591 | 1000 | 1000 | | | | 250 | | 571 | | |
| | C IVOIRE | 1304 | 2571 | 2500 | | 2000 | | 556 | | 1000 | | 1500 |
| | TOGO | 600 | 857 | 857 | | | | | | | | |
| | DAHOMÉY | 720 | 857 | 857 | | | | 846 | | 200 | | |
| | CAMÉROUN | 1714 | 3333 | 3333 | | | | | | 500 | | |
| | CENTRAFR | 2500 | 5000 | 4000 | | | | | | | | |
| | GABON | 2000 | 4000 | 4000 | | | | | | | | |
| | CONGO BRA | 3000 | 2750 | 2750 | | | | | | | | |
| | SOMALIE | 585 | 3200 | | | | | 3200 | | 518 | | |
| | MADAGASC | 1158 | 1333 | 1333 | | | | 1000 | | | | |

Werte: 1000 \$ — Mengen: Tonnen falls nicht anders vermerkt (Abkürzungen siehe Anhang)
Einheitswerte: \$ je ausgewiesener Mengeneinheit — Y: siehe im Anhang Anmerkungen zu den Waren

Valeurs: 1000 \$ — Quantités: Tonnes sauf indication contraire (Voir abréviations en Annexe)
Valeurs unitaires: \$ par unité de quantité indiquée — Y: voir notes par produits en Annexe

Tab. 1

import

1961

| Einheit Unité | Ursprung Origine | WELT MONDE | EWG CEE | darunter : dont : | | | | | AOM | DRITTE LÄNDER PAYS TIERS | darunter : dont : | |
|------------------|-----------------------------------|---------------|------------|-------------------|----------|-----------|---------------------|--------|------|-----------------------------------|-------------------|------------------------|
| | | | | France | U.E.B.L. | Nederland | Deutschland (BR) | Italia | | | USA | G. Britan. Roy. Uni |
| | EINFUHRLÄNDER ↓ IMPORTATEUR | | | | | | | | | | | |
| | COMORES | 700 | 625 | 625 | | | | 1000 | 1000 | | | |
| | ST P MIO | 2000 | | | | | | | 1000 | | | 1000 |
| | N CALEDO | 2286 | 2333 | 2333 | | | | | 2000 | 1000 | | 1000 |
| | POLYNESIE | 1333 | 1333 | 1000 | | 1500 | | 3000 | 1333 | 2000 | | |
| | 081 ALIMENTS POUR ANIMAUX | | | | | | | | | | | |
| | FUTTERMITTEL | | | | | | | | | | | |
| 1000 DOL | ALGERIE | 2224 | 1943 | 1930 | 13 | | | 89 | 192 | | | |
| | MAURITAN | 1 | 1 | 1 | | | | | | | | |
| | MALI | 2 | 2 | 2 | | | | | | | | |
| | NIGER | 15 | 2 | | 2 | | | 1 | 12 | | | |
| | TCHAD | 2 | 1 | 1 | | | | | 1 | | | |
| | SENEGAL | 55 | 54 | 51 | | | | 3 | 1 | | | |
| | HTE VOLTA | 8 | 8 | 8 | | | | | | | | |
| | C IVOIRE | 99 | 99 | 99 | | | | | | | | |
| | TOGO | 6 | 4 | 4 | | | | 1 | 1 | | | |
| | DAHOMY | 8 | 8 | 8 | | | | | | | | |
| | CAMEROUN | 47 | 47 | 47 | | | | | | | | |
| | CENTRAFR | 11 | 8 | 8 | | | | | | 3 | 3 | |
| | GABON | 38 | 32 | 32 | | | | | 6 | | | |
| | CONGO BRA | 143 | 138 | 138 | | | | 5 | | | | |
| | SOMALIE | 6 | | | | | | | 6 | | | |
| | MADAGASC | 61 | 37 | 37 | | | | | 22 | | | 1 |
| | ST P MIO | 66 | | | | | | | 66 | | | |
| | GUADELOUP | 458 | 458 | 458 | | | | | | | | |
| | MARTINIO | 335 | 335 | 335 | | | | | | | | |
| | N CALEDO | 140 | 51 | 51 | | | | 1 | 88 | | | |
| | POLYNESIE | 77 | 17 | 17 | | | | | 60 | 59 | | |
| TONNES | ALGERIE | 27023 | 23309 | 23129 | 180 | | | 1193 | 2521 | | | |
| TONNES | MAURITAN | 9 | 9 | 9 | | | | | | | | |
| TONNES | MALI | 47 | 13 | 13 | | | | | 34 | | | |
| TONNES | NIGER | 215 | 10 | | 10 | | | 5 | 200 | | | |
| TONNES | TCHAD | 6 | 1 | 1 | | | | | 5 | | | |
| TONNES | SENEGAL | 318 | 313 | 309 | | | | 4 | 5 | | | |
| TONNES | HTE VOLTA | 34 | 34 | 34 | | | | | | | | |
| TONNES | C IVOIRE | 834 | 834 | 834 | | | | | | | | |
| TONNES | TOGO | 34 | 17 | 17 | | | | | | | | |
| TONNES | DAHOMY | 37 | 37 | 37 | | | | 11 | 6 | | | |
| TONNES | CAMEROUN | 231 | 231 | 231 | | | | | | | | |
| TONNES | CENTRAFR | 43 | 26 | 26 | | | | | | 17 | 17 | |
| TONNES | GABON | 298 | 223 | 223 | | | | | 75 | | | |
| TONNES | CONGO BRA | 1023 | 941 | 941 | | | | 78 | 4 | | | |
| TONNES | SOMALIE | 274 | | | | | | | 274 | | | |
| TONNES | MADAGASC | 284 | 119 | 119 | | | | | 150 | | | 8 |
| TONNES | ST P MIO | 729 | | | | | | | 729 | | | |
| TONNES | GUADELOUP | 9236 | 9236 | 9236 | | | | | | | | |
| TONNES | MARTINIO | 6646 | 6646 | 6646 | | | | | | | | |
| TONNES | N CALEDO | 1195 | 409 | 409 | | | | 5 | 781 | | | |
| TONNES | POLYNESIE | 527 | 125 | 125 | | | | | 402 | 385 | | |
| VAL UNIT | ALGERIE | 82 | 83 | 83 | 72 | | | 75 | 76 | | | |
| | MAURITAN | 111 | 111 | 111 | | | | | | | | |
| | MALI | 43 | 154 | 154 | | | | | | | | |
| | NIGER | 70 | 200 | | 200 | | | 200 | 60 | | | |
| | TCHAD | 333 | 1000 | 1000 | | | | | 200 | | | |
| | SENEGAL | 173 | 173 | 165 | | | | | 200 | | | |
| | HTE VOLTA | 235 | 235 | 235 | | | | | | | | |
| | C IVOIRE | 119 | 119 | 119 | | | | | | | | |
| | TOGO | 176 | 235 | 235 | | | | | | | | |
| | DAHOMY | 216 | 216 | 216 | | | | 91 | 167 | | | |
| | CAMEROUN | 203 | 203 | 203 | | | | | | | | |
| | CENTRAFR | 256 | 308 | 308 | | | | | | 176 | 176 | |
| | GABON | 128 | 143 | 143 | | | | | 80 | | | |
| | CONGO BRA | 140 | 147 | 147 | | | | 64 | | | | |
| | SOMALIE | 22 | | | | | | | 22 | | | |
| | MADAGASC | 215 | 311 | 311 | | | | | 147 | | | 125 |
| | ST P MIO | 91 | | | | | | | 91 | | | |
| | GUADELOUP | 50 | 50 | 50 | | | | | | | | |
| | MARTINIO | 50 | 50 | 50 | | | | | | | | |
| | N CALEDO | 117 | 125 | 125 | | | | 200 | 113 | | | |
| | POLYNESIE | 146 | 136 | 136 | | | | | 149 | 153 | | |
| | 091 MARGARINE ET GRAISSES ALIMENT | | | | | | | | | | | |
| | MARGARINE UND AND SPEISEFETTE | | | | | | | | | | | |
| 1000 DOL | ALGERIE | 2272 | 2268 | 2174 | 29 | 65 | | | 4 | | | |
| | MAURITAN | 3 | 3 | 3 | | | | | | | | |
| | MALI | 11 | 11 | 10 | | 1 | | | | | | |
| | NIGER | 2 | 1 | 1 | | | | | 1 | | | |
| | TCHAD | 9 | 9 | 9 | | | | | | | | |
| | SENEGAL | 238 | 238 | 200 | 5 | 33 | | | | | | |
| | HTE VOLTA | 5 | 4 | 4 | | | | | 1 | | | |
| | C IVOIRE | 46 | 46 | 46 | | | | | | | | |
| | TOGO | 18 | 4 | 3 | | 1 | | | 11 | | | 4 |
| | DAHOMY | 4 | 4 | 4 | | | | | | | | |
| | CAMEROUN | 46 | 44 | 23 | 1 | 20 | | | 2 | | 1 | |
| | CENTRAFR | 11 | 9 | 8 | | 1 | | | 2 | | 1 | |
| | GABON | 9 | 9 | 9 | | | | | | | | |
| | CONGO BRA | 39 | 39 | 35 | | 4 | | | | | | |
| | SOMALIE | 3 | 2 | | | | | | | | | |
| | MADAGASC | 149 | 149 | 111 | 1 | 37 | | 2 | 1 | | | |

Werte : 1000 \$ — Mengen : Tonnen falls nicht anders vermerkt (Abkürzungen siehe Anhang)
 Einheitswerte : \$ je ausgewiesener Mengeneinheit — Y : siehe im Anhang Anmerkungen zu den Waren

Valeurs : 1000 \$ — Quantités : Tonnes sauf indication contraire (Voir abréviations en Annexe)
 Valeurs unitaires : \$ par unité de quantité indiquée — Y : voir notes par produits en Annexe

import

1961

Tab. 1

| Einheit Unité | Ursprung Origine | WELT MONDE | EWG CEE | darunter : dont : | | | | | A O M | DRITTE LÄNDER PAYS TIERS | darunter : dont : | |
|------------------|------------------------------------|---------------|------------|-------------------|----------|-----------|---------------------|--------|-------|-----------------------------------|-------------------|------------------------|
| | | | | France | U.E.B.L. | Nederland | Deutschland (BR) | Italia | | | USA | G. Britan. Roy. Uni |
| | EINFUHR-LÄNDER ↓ IMPORTATEUR | | | | | | | | | | | |
| | REUNION | 9 | 9 | 8 | | 1 | | | | | | |
| | QUADELOUP | 158 | 150 | 136 | | 14 | | | 7 | 1 | | |
| | MARTINIQ | 50 | 49 | 47 | | 2 | | | | 1 | | |
| | GUYANE | 14 | 7 | 3 | | 4 | | | 7 | | | |
| | POLYNESIE | 14 | 13 | 13 | | | | | | 1 | | |
| TONNES | ALGERIE | 4789 | 4781 | 4419 | 107 | 255 | | | | 8 | | |
| TONNES | MAURITAN | 5 | 4 | 4 | | | | | | 1 | | |
| TONNES | MALI | 18 | 18 | 15 | | 3 | | | | | | |
| TONNES | NIGER | 2 | 2 | 2 | | | | | | | | |
| TONNES | TCHAD | 9 | 9 | 9 | | | | | | | | |
| TONNES | SENEGAL | 477 | 477 | 361 | 10 | 106 | | | | | | |
| TONNES | HTE VOLTA | 7 | 6 | 6 | | | | | | 1 | | |
| TONNES | C IVOIRE | 70 | 70 | 70 | | | | | | | | |
| TONNES | TOGO | 45 | 5 | 4 | | | | | | | | |
| TONNES | DAHOMÉY | 5 | 5 | 5 | | 2 | | | | 31 | | 7 |
| TONNES | CAMEROUN | 76 | 75 | 33 | 2 | 40 | | | | 1 | | 2 |
| TONNES | CENTRAFR | 14 | 13 | 11 | | 2 | | | | 1 | | 1 |
| TONNES | GABON | 12 | 12 | 12 | | | | | | | | |
| TONNES | CONGO BRA | 56 | 55 | 49 | | 6 | | | | 1 | | |
| TONNES | SOMALIE | 7 | 5 | | | | | 3 | | 4 | | |
| TONNES | MADAGASC | 309 | 308 | 213 | 3 | 92 | | | | 1 | | |
| TONNES | REUNION | 14 | 13 | 11 | | 2 | | | | 1 | | |
| TONNES | QUADELOUP | 346 | 333 | 293 | | 40 | | | 13 | | | |
| TONNES | MARTINIQ | 95 | 94 | 87 | | 7 | | | | 1 | | |
| TONNES | GUYANE | 28 | 16 | 4 | | | | | 12 | | | |
| TONNES | POLYNESIE | 37 | 34 | 34 | | | | | | 3 | | |
| VAL UNIT | ALGERIE | 474 | 474 | 492 | 271 | 255 | | | | 500 | | |
| | MAURITAN | 600 | 750 | 750 | | | | | | | | |
| | MALI | 611 | 611 | 667 | | 333 | | | | | | |
| | NIGER | 1000 | 500 | 500 | | | | | | | | |
| | TCHAD | 1000 | 1000 | 1000 | | | | | | | | |
| | SENEGAL | 499 | 499 | 554 | 500 | 311 | | | | | | |
| | HTE VOLTA | 714 | 667 | 667 | | | | | | 1000 | | |
| | C IVOIRE | 657 | 657 | 657 | | | | | | | | |
| | TOGO | 400 | 667 | 750 | | 500 | | | | 355 | | 571 |
| | DAHOMÉY | 800 | 800 | 800 | | | | | | | | |
| | CAMEROUN | 605 | 587 | 697 | 500 | 500 | | | | 2000 | 500 | |
| | CENTRAFR | 786 | 692 | 727 | | 500 | | | | 2000 | 1000 | |
| | GABON | 750 | 750 | 750 | | | | | | | | |
| | CONGO BRA | 696 | 709 | 714 | | 667 | | | | | | |
| | SOMALIE | 429 | 667 | | | | 667 | | | 250 | | |
| | MADAGASC | 482 | 484 | 521 | 333 | 402 | | | | | | |
| | REUNION | 643 | 692 | 727 | | 500 | | | | | | |
| | QUADELOUP | 457 | 450 | 464 | | 350 | | | 538 | | | |
| | MARTINIQ | 526 | 521 | 540 | | 286 | | | | 1000 | | |
| | GUYANE | 500 | 438 | 750 | | 333 | | | 583 | | | |
| | POLYNESIE | 378 | 382 | 382 | | | | | | 333 | | |
| | Y 099 | | | | | | | | | | | |
| | PREPARATIONS ALIMENTAIRES NDA | | | | | | | | | | | |
| | NAHHRUNGSMITTELZUBEREIT A N G | | | | | | | | | | | |
| 1000 DOL | ALGERIE | 4504 | 4493 | 4483 | | 3 | 5 | 2 | | 11 | 2 | 4 |
| | MAURITAN | 14 | 12 | 12 | | | | | 2 | | | |
| | MALI | 44 | 33 | 33 | | | | | 6 | 5 | | 2 |
| | NIGER | 55 | 23 | 23 | | | | | 2 | 30 | | 1 |
| | TCHAD | 49 | 45 | 45 | | | | | | 4 | | |
| | SENEGAL | 309 | 257 | 254 | | 3 | | | 9 | 43 | 1 | 8 |
| | HTE VOLTA | 52 | 26 | 26 | | | | | | 26 | 1 | 4 |
| | C IVOIRE | 291 | 212 | 208 | 1 | 1 | | 2 | | 79 | | 67 |
| | TOGO | 24 | 17 | 17 | | | | | 1 | 6 | | 3 |
| | DAHOMÉY | 42 | 19 | 19 | | | 6 | | | 22 | | 16 |
| | CAMEROUN | 176 | 150 | 149 | | | | | 13 | 13 | | 3 |
| | CENTRAFR | 49 | 41 | 40 | | 1 | | | 1 | 7 | | |
| | GABON | 54 | 49 | 49 | | | | | | 5 | | |
| | CONGO BRA | 128 | 109 | 105 | 3 | 1 | | | 13 | 6 | | |
| | CF SOMAL | 931 | 584 | 326 | 17 | 120 | 12 | 109 | 5 | 342 | 30 | 26 |
| | SOMALIE | 81 | 42 | | | | | 42 | | 39 | 5 | 2 |
| | MADAGASC | 331 | 261 | 258 | | 2 | | | 29 | 41 | | 3 |
| | COMORES | 2 | 2 | 2 | | | | | | | | |
| | ST P MIO | 1 | 1 | 1 | | | | | | | | |
| | N CALEDO | 333 | 198 | 195 | | | | 3 | 8 | 116 | 23 | 3 |
| | POLYNESIE | 191 | 71 | 65 | | 5 | 1 | | 2 | 118 | 79 | 4 |
| TONNES | ALGERIE | 5838 | 5821 | 5790 | | 3 | 25 | 3 | | 17 | 4 | 8 |
| TONNES | MAURITAN | 24 | 18 | 18 | | | | | 6 | | | |
| TONNES | MALI | 118 | 58 | 58 | | | | | 28 | 32 | | 2 |
| TONNES | NIGER | 183 | 40 | 40 | | | | | 5 | 138 | | 1 |
| TONNES | TCHAD | 61 | 57 | 57 | | | | | | 4 | | |
| TONNES | SENEGAL | 900 | 522 | 518 | | 4 | | | | 268 | | 15 |
| TONNES | HTE VOLTA | 104 | 41 | 41 | | | | | 110 | 63 | | 4 |
| TONNES | C IVOIRE | 478 | 303 | 297 | 3 | 2 | | 1 | | 175 | | 78 |
| TONNES | TOGO | 53 | 21 | 15 | | | | | 4 | 28 | | 3 |
| TONNES | DAHOMÉY | 79 | 31 | 31 | | | 6 | | 3 | 45 | | 18 |
| TONNES | CAMEROUN | 285 | 253 | 252 | | | 1 | | 5 | 27 | 1 | 3 |
| TONNES | CENTRAFR | 82 | 56 | 55 | | 1 | | | 6 | 20 | 3 | |
| TONNES | GABON | 91 | 81 | 81 | | | | | | 10 | | |
| TONNES | CONGO BRA | 268 | 205 | 200 | | | | | 48 | 15 | 1 | |
| TONNES | CF SOMAL | 3377 | 2304 | 1278 | 41 | 476 | 25 | 484 | 16 | 1057 | 111 | 66 |
| TONNES | SOMALIE | 141 | 57 | | | | | 57 | | 84 | 8 | 2 |
| TONNES | MADAGASC | 607 | 435 | 431 | | 3 | 1 | | 123 | 49 | | 2 |
| TONNES | COMORES | 3 | 3 | 3 | | | | | | | | |
| TONNES | ST P MIO | 7 | 7 | 7 | | | | | | | | |

Werte : 1000 \$ — Mengen : Tonnen falls nicht anders vermerkt (Abkürzungen siehe Anhang)
Einheitswerte : \$ je ausgewiesener Mengeneinheit — Y : siehe im Anhang Anmerkungen zu den Waren

Valeurs : 1000 \$ — Quantités : Tonnes sauf indication contraire (Voir abréviations en Annexe)
Valeurs unitaires : \$ par unité de quantité indiquée — Y : voir notes par produits en Annexe

import

1961

Tab. 1

| Einheit Unité | Ursprung Origine | WELT MONDE | EWG CEE | darunter: dont: | | | | | AOM | DRITTE LÄNDER PAYS TIERS | darunter: dont: | |
|------------------|-----------------------------------|-------------------------|------------|-----------------|----------|------------|---------------------|--------|------|-----------------------------------|-----------------|------------------------|
| | | | | France | U.E.B.L. | Niederland | Deutschland (BR) | Italia | | | USA | G. Britan. Roy. Uni |
| | EINFUHRLÄNDER ↓ IMPORTATEUR | | | | | | | | | | | |
| | 112 | BOISSONS ALCOOLIQUEES | | | | | | | | | | |
| | | | | | | | | | | | | |
| 1000 DOL | ALGERIE | 20191 | 19323 | 19238 | 5 | 30 | 9 | 41 | 10 | 858 | | 239 |
| | MAURITAN | 215 | 192 | 176 | | | 4 | 12 | 7 | 16 | | 15 |
| | MALI | 520 | 346 | 286 | | | 58 | 2 | 106 | 68 | | 53 |
| | NIGER | 740 | 511 | 466 | | | 29 | 13 | 126 | 103 | | 43 |
| | TCHAD | 898 | 483 | 364 | | | 18 | 97 | 4 | 79 | | 164 |
| | SENEGAL | 2510 | 1432 | 1339 | 1 | | 68 | 10 | 14 | 286 | 1 | 230 |
| | HTE VOLTA | 709 | 475 | 422 | | | 24 | 29 | | 160 | | 50 |
| | C IVOIRE | 4383 | 3403 | 3225 | 1 | 105 | 64 | 8 | 197 | 783 | 2 | 410 |
| | TOGO | 1432 | 1040 | 668 | | | 229 | 139 | 4 | 119 | 1 | 88 |
| | DAHOMY | 681 | 554 | 490 | | | 41 | 22 | 1 | 14 | | 480 |
| | CAMEROUN | 4598 | 2663 | 2409 | 1 | 165 | 71 | 17 | 30 | 1905 | 3 | 96 |
| | CENTRAFR | 586 | 387 | 339 | | | 7 | 38 | 3 | 32 | 12 | 140 |
| | GABON | 2486 | 2036 | 1877 | | | 77 | 78 | 4 | 29 | | 234 |
| | CONGO BRA | 3770 | 2522 | 2040 | | | 63 | 227 | 41 | 87 | 2 | 104 |
| | CF SOMAL | 524 | 309 | 94 | 1 | 182 | 25 | 7 | 9 | 206 | | 18 |
| | SOMALIE | 292 | 249 | 6 | | | 36 | 30 | 177 | 43 | | 99 |
| | MADAGASC | 4273 | 2704 | 2398 | 7 | 284 | 10 | 5 | 1203 | 366 | | 9 |
| | REUNION | 1117 | 586 | 571 | 1 | 14 | | | 500 | 31 | | 5 |
| | COMORES | 65 | 35 | 32 | | | | 3 | | 22 | | 21 |
| | ST P MIC | 156 | 132 | 112 | | | 16 | 4 | | 21 | | 10 |
| | GUADELOUP | 861 | 827 | 824 | | | | | 3 | 34 | | 5 |
| | MARTINIQ | 685 | 660 | 659 | | | | | 1 | 18 | | 137 |
| | GUYANE | 287 | 269 | 268 | | | 1 | | | 7 | | 10 |
| | N CALEDO | 1670 | 1060 | 1041 | 1 | 14 | 2 | 2 | 473 | 137 | | 131 |
| | POLYNESIE | 431 | 173 | 171 | | | 1 | | 1 | 190 | 6 | 58 |
| TONNES | ALGERIE | 138795 | 137545 | 137347 | 22 | 107 | 28 | 41 | 25 | 1225 | | 169 |
| TONNES | MAURITAN | 784 | 747 | 700 | | 15 | 32 | | 12 | 25 | | 9 |
| TONNES | MALI | 2664 | 1733 | 1447 | | 277 | 9 | | 816 | 115 | | 74 |
| TONNES | NIGER | 3032 | 2253 | 2073 | | 110 | 60 | 10 | 478 | 301 | | 28 |
| TONNES | TCHAD | 2059 | 1185 | 878 | | 60 | 240 | 7 | 221 | 653 | 2 | 126 |
| TONNES | SENEGAL | 14633 | 6700 | 6413 | 2 | 233 | 33 | 19 | 2085 | 5847 | | 161 |
| TONNES | HTE VOLTA | 3872 | 2493 | 2240 | | 107 | 146 | | 1205 | 174 | 3 | 45 |
| TONNES | C IVOIRE | 30070 | 24875 | 24331 | 2 | 338 | 194 | 10 | 1716 | 3479 | | 290 |
| TONNES | TOGO | 4602 | 3042 | 1756 | | 501 | 774 | 11 | 894 | 666 | | 144 |
| TONNES | DAHOMY | 2723 | 2428 | 2213 | | 112 | 101 | | 62 | 233 | | 68 |
| TONNES | CAMEROUN | 32731 | 17831 | 16832 | 1 | 689 | 263 | 46 | 181 | 14719 | 5 | 296 |
| TONNES | CENTRAFR | 1625 | 1209 | 1053 | | 22 | 130 | 4 | 139 | 277 | 5 | 81 |
| TONNES | GABON | 16169 | 14025 | 13370 | | 330 | 317 | 8 | 128 | 2016 | | 108 |
| TONNES | CONGO BRA | 23180 | 13692 | 11788 | 647 | 226 | 901 | 130 | 723 | 8765 | | 172 |
| TONNES | CF SOMAL | 2804 | 1957 | 295 | 6 | 1442 | 182 | 42 | 77 | 770 | 2 | 166 |
| TONNES | SOMALIE | 763 | 698 | 3 | | 113 | 97 | 485 | 65 | 1 | | 13 |
| TONNES | MADAGASC | 25298 | 15197 | 13639 | 32 | 1472 | 39 | 15 | 7986 | 2115 | | 102 |
| TONNES | REUNION | 6560 | 2735 | 2675 | 2 | 58 | | | 3763 | 62 | | 22 |
| TONNES | COMORES | 256 | 124 | 108 | | | | | 112 | 20 | | 5 |
| TONNES | ST P MIC | 514 | 492 | 428 | | | 51 | 13 | | 15 | | 15 |
| TONNES | GUADELOUP | 6376 | 6144 | 6141 | | | | | 3 | 231 | | 1 |
| TONNES | MARTINIQ | 4385 | 4254 | 4252 | | | | | 2 | 126 | | 4 |
| TONNES | GUYANE | 1259 | 1196 | 1193 | | 3 | | | | 38 | | 25 |
| TONNES | N CALEDO | 9370 | 5568 | 5448 | 5 | 98 | 14 | 3 | 3711 | 91 | | 79 |
| TONNES | POLYNESIE | 1720 | 338 | 333 | | 2 | | 3 | 1278 | 104 | 6 | 90 |
| VAL UNIT | ALGERIE | 145 | 140 | 140 | 227 | 280 | 321 | 1000 | 400 | 700 | | 1414 |
| | MAURITAN | 274 | 257 | 251 | | 267 | 375 | | 583 | 640 | | 1667 |
| | MALI | 195 | 200 | 198 | | 209 | 222 | | 130 | 591 | | 716 |
| | NIGER | 244 | 227 | 225 | | 264 | 217 | 300 | 264 | 342 | | 1536 |
| | TCHAD | 431 | 408 | 415 | | 300 | 404 | 571 | 357 | 499 | 500 | 1322 |
| | SENEGAL | 172 | 214 | 209 | 500 | 292 | 303 | 737 | 137 | 135 | | 1111 |
| | HTE VOLTA | 183 | 191 | 188 | | 224 | 199 | | 133 | 425 | | 1429 |
| | C IVOIRE | 146 | 137 | 133 | 500 | 311 | 330 | 800 | 115 | 225 | | 1414 |
| | TOGO | 311 | 342 | 380 | | 457 | 180 | 364 | 133 | 410 | | 1347 |
| | DAHOMY | 250 | 228 | 221 | | 366 | 218 | 500 | 226 | 485 | | 1294 |
| | CAMEROUN | 140 | 149 | 143 | 1000 | 239 | 270 | 300 | 166 | 129 | 600 | 1622 |
| | CENTRAFR | 361 | 320 | 322 | | 318 | 292 | 750 | 230 | 603 | 2400 | 1185 |
| | GABON | 154 | 145 | 140 | | 233 | 246 | 500 | 227 | 209 | | 1296 |
| | CONGO BRA | 163 | 184 | 173 | 233 | 279 | 252 | 315 | 120 | 132 | | 1360 |
| | CF SOMAL | 187 | 158 | 330 | 167 | 126 | 137 | 167 | 117 | 268 | 1000 | 627 |
| | SOMALIE | 383 | 357 | 2000 | | 319 | 309 | 365 | | 662 | 2000 | 1385 |
| | MADAGASC | 169 | 178 | 176 | 219 | 193 | 256 | 333 | 151 | 173 | | 971 |
| | REUNION | 170 | 214 | 213 | 500 | 241 | | | 133 | 500 | | 409 |
| | COMORES | 254 | 282 | 296 | | | 188 | | 196 | 400 | | 1000 |
| | ST P MIC | 304 | 269 | 262 | | 314 | 308 | | | 1400 | | 1400 |
| | GUADELOUP | 135 | 135 | 134 | | | | 1000 | 147 | | | 1400 |
| | MARTINIQ | 156 | 155 | 155 | | | | 500 | 143 | 1400 | | 1250 |
| | GUYANE | 228 | 225 | 225 | | 333 | | | 184 | 440 | | 400 |
| | N CALEDO | 178 | 190 | 191 | 200 | 143 | 143 | 667 | 127 | 1505 | | 1701 |
| | POLYNESIE | 291 | 512 | 514 | | 506 | | 333 | 149 | 654 | 1000 | 644 |
| Y | 121 | TAPACS BRUTS ET DECHETS | | | | | | | | | | |
| | | | | | | | | | | | | |
| 1000 DOL | ALGERIE | 5945 | 212 | 102 | | | 1 | 109 | 2 | 5731 | 643 | |
| | MALI | 4 | | | | | | | 3 | 1 | | |
| | NIGER | 7 | | | | | | | 1 | 6 | | |
| | TCHAD | 2 | 2 | 2 | | | | | | | | |
| | SENEGAL | 167 | 4 | 4 | | | | | 11 | 152 | | 13 |
| | HTE VOLTA | 43 | | | | | | | | 43 | | |
| | C IVOIRE | 269 | 7 | 3 | | | | 4 | 46 | 216 | | 1 |
| | TOGO | 143 | | | | | | | | 143 | 17 | 2 |
| | DAHOMY | 211 | 6 | | | | | 6 | 10 | 143 | 115 | 176 |
| | CAMEROUN | 897 | 46 | | | | | 46 | 12 | 839 | 237 | 15 |

Werte: 1000 \$ — Mengen: Tonnen falls nicht anders vermerkt (Abkürzungen siehe Anhang)
Einheitswerte: \$ je ausgewiesener Mengeneinheit — Y: siehe im Anhang Anmerkungen zu den Waren

Valeurs: 1000 \$ — Quantités: Tonnes sauf indication contraire (Voir abréviations en Annexe)
Valeurs unitaires: \$ par unité de quantité indiquée — Y: voir notes par produits en Annexe

Tab. 1

import

1961

| Einheit Unité | Ursprung Origine | WELT MONDE | EWG CEE | darunter: dont: | | | | | AOM | DRITTE LÄNDER PAYS TIERS | darunter: dont: | |
|------------------|----------------------|----------------------------|------------|-----------------|----------|------------|---------------------|--------|------|-----------------------------------|-----------------|------------------------|
| | | | | France | U.E.B.L. | Niederland | Deutschland (BR) | Italia | | | USA | G. Britan. Roy. Uni |
| | EINFUHRLÄNDER | | | | | | | | | | | |
| | IMPORTATEUR | | | | | | | | | | | |
| | CENTRAFR | 1 | | | | | | 1 | | | | |
| | GABON | 102 | | | | | | | 102 | | | 1 |
| | CONGO BRA | 315 | | | | | | | 315 | | | 2 |
| | SOMALIE | 1 | | | | | | | | | | |
| | MADAGASC | 706 | 127 | 20 | 7 | | 100 | 231 | 348 | 19 | | |
| TONNES | ALGERIE | 10363 | 286 | 122 | | | 1 | 163 | 4 | 10073 | 428 | |
| TONNES | MALI | 24 | | | | | | | 21 | 3 | | |
| TONNES | NIGER | 77 | | | | | | | 37 | 40 | | |
| TONNES | TCHAD | 1 | 1 | 1 | | | | | | | | |
| TONNES | SENEGAL | 704 | 10 | 10 | | | | | 24 | 670 | | 14 |
| TONNES | HTE VOLTA | 45 | | | | | | | | 45 | | |
| TONNES | C IVOIRE | 944 | 13 | 10 | | | | 3 | 99 | 832 | 11 | 1 |
| TONNES | TOGO | 108 | | | | | | | | 108 | 78 | 2 |
| TONNES | DAHOMEY | 171 | 5 | | | | | 5 | 5 | 161 | 117 | |
| TONNES | CAMEROUN | 1017 | 50 | | | | | 50 | 20 | 947 | 170 | 16 |
| TONNES | CENTRAFR | 1 | | | | | | | 1 | | | |
| TONNES | GABON | 93 | | | | | | | | 93 | | |
| TONNES | CONGO BRA | 614 | | | | | | | | 614 | | 2 |
| TONNES | SOMALIE | | | | | | | | | | | |
| TONNES | MADAGASC | 1181 | 191 | 38 | 3 | | | 150 | 319 | 671 | 10 | |
| VAL UNIT | ALGERIE | 574 | 741 | 836 | | | 1000 | 669 | 500 | 569 | 1502 | |
| | MALI | 167 | | | | | | | 143 | 333 | | |
| | NIGER | 91 | | | | | | | 27 | 150 | | |
| | TCHAD | 2000 | 2000 | 2000 | | | | | | | | |
| | SENEGAL | 237 | 400 | 400 | | | | | 458 | 227 | | 929 |
| | HTE VOLTA | 956 | | | | | | | | 956 | | |
| | C IVOIRE | 285 | 538 | 300 | | | | 1333 | 465 | 260 | 1545 | 1000 |
| | TOGO | 1324 | | | | | | | | 1324 | 1474 | 1000 |
| | DAHOMEY | 1234 | 1200 | | | | 1200 | 2000 | 2000 | 1211 | 1504 | |
| | CAMEROUN | 882 | 920 | | | | | 920 | 600 | 886 | 1394 | 938 |
| | CENTRAFR | 1000 | | | | | | | 1000 | | | |
| | GABON | 1097 | | | | | | | | 1097 | | |
| | CONGO BRA | 513 | | | | | | | | 513 | | 1000 |
| | SOMALIE | | | | | | | | | | | |
| | MADAGASC | 598 | 665 | 526 | 2333 | | | 667 | 724 | 519 | 1900 | |
| Y | 122 | TABACS MANUFACTURES | | | | | | | | | | |
| 1000 DOL | ALGERIE | 1012 | 747 | 489 | 100 | 157 | 1 | | | 265 | 143 | 23 |
| | MAURITAN | 32 | 29 | 29 | | | | | 2 | 1 | | |
| | MALI | 783 | 101 | 99 | 2 | | | | 679 | 3 | 3 | |
| | NIGER | 675 | 77 | 75 | 1 | | | | 585 | 12 | 5 | 5 |
| | TCHAD | 36 | 22 | 18 | 2 | 2 | | | | 14 | | 14 |
| | SENEGAL | 372 | 241 | 234 | 2 | 5 | | | 93 | 38 | 15 | 18 |
| | HTE VOLTA | 684 | 112 | 111 | 1 | | | | 571 | 1 | 1 | |
| | C IVOIRE | 1091 | 365 | 320 | 17 | 28 | | | 622 | 104 | 65 | 23 |
| | TOGO | 1135 | 62 | 31 | 16 | 15 | | | 549 | 524 | 89 | 428 |
| | DAHOMEY | 654 | 49 | 46 | 1 | 2 | | | 592 | 13 | | 12 |
| | CAMEROUN | 824 | 154 | 35 | 100 | 19 | | | 327 | 343 | 22 | 299 |
| | CENTRAFR | 42 | 28 | 19 | 4 | 5 | | | | 14 | 2 | 12 |
| | GABON | 61 | 37 | 31 | | 6 | | | | 24 | 10 | 11 |
| | CONGO BRA | 144 | 89 | 74 | | 15 | | | 1 | 54 | 34 | 18 |
| | CF SOMAL | 705 | 88 | 22 | | 66 | | | 75 | 542 | 86 | 453 |
| | SOMALIE | 395 | 205 | | | | | 205 | 1 | 189 | | 166 |
| | MADAGASC | 781 | 689 | 627 | 47 | 15 | | | 41 | 51 | 5 | 44 |
| | REUNION | 479 | 129 | 121 | 6 | 2 | | | 322 | 28 | 1 | 17 |
| | COMORES | 48 | 16 | 16 | | | | | 31 | 1 | | 1 |
| | ST P MIQ | 53 | 13 | 9 | | 4 | | | 7 | 33 | 24 | |
| | GUADELOUP | 371 | 109 | 109 | | | | | 262 | | | |
| | MARTINIO | 256 | 30 | 18 | 1 | 11 | | | 204 | 22 | 17 | 4 |
| | GUYANE | 124 | 9 | 7 | 1 | 1 | | | 82 | 33 | 31 | 2 |
| | N CALEDO | 475 | 340 | 306 | 1 | 33 | | | 46 | 89 | 74 | 15 |
| | POLYNESIE | 328 | 60 | 35 | | 25 | | | 172 | 96 | 93 | 3 |
| TONNES | ALGERIE | 477 | 401 | 308 | 24 | 69 | | | | 76 | 30 | 5 |
| TONNES | MAURITAN | 12 | 11 | 11 | | | | | 1 | | | |
| TONNES | MALI | 400 | 47 | 47 | | | | | 348 | 5 | 1 | |
| TONNES | NIGER | 173 | 27 | 27 | | | | | 143 | 3 | 1 | 1 |
| TONNES | TCHAD | 10 | 7 | 7 | | | | | | 3 | | 3 |
| TONNES | SENEGAL | 150 | 97 | 96 | | 1 | | | 43 | 10 | 3 | 5 |
| TONNES | HTE VOLTA | 184 | 38 | 38 | | | | | 146 | | | |
| TONNES | C IVOIRE | 517 | 140 | 132 | 3 | 5 | | | 337 | 40 | 13 | 6 |
| TONNES | TOGO | 387 | 17 | 12 | 3 | 2 | | | 264 | 106 | 19 | 85 |
| TONNES | DAHOMEY | 351 | 18 | 18 | | | | | 310 | 3 | | 2 |
| TONNES | CAMEROUN | 196 | 36 | 12 | 22 | 2 | | | 92 | 68 | 5 | 57 |
| TONNES | CENTRAFR | 30 | 27 | 11 | 1 | 18 | | | | 3 | | 2 |
| TONNES | GABON | 17 | 12 | 11 | | 1 | | | | 5 | 2 | 2 |
| TONNES | CONGO BRA | 43 | 32 | 30 | | 2 | | | | 11 | 7 | 3 |
| TONNES | CF SOMAL | 458 | 66 | 14 | 52 | | | | 76 | 316 | 34 | 279 |
| TONNES | SOMALIE | 137 | 97 | | | | 97 | | | 40 | | 31 |
| TONNES | MADAGASC | 300 | 276 | 265 | 10 | 1 | | | 14 | 10 | 1 | 9 |
| TONNES | REUNION | 406 | 75 | 74 | 1 | | | | 323 | 8 | | 4 |
| TONNES | COMORES | 28 | 7 | 7 | | | | | 21 | | | |
| TONNES | ST P MIQ | 15 | 4 | 3 | | 1 | | | 3 | 8 | 6 | |
| TONNES | GUADELOUP | 208 | 36 | 36 | | | | | 171 | 1 | | |
| TONNES | MARTINIO | 159 | 20 | 11 | | 9 | | | 134 | 5 | 3 | 1 |
| TONNES | GUYANE | 64 | 4 | 4 | | | | | 49 | 11 | 10 | |
| TONNES | N CALEDO | 195 | 132 | 121 | | 11 | | | 26 | 37 | 33 | 5 |
| TONNES | POLYNESIE | 136 | 27 | 18 | | 9 | | | 89 | 20 | 21 | |
| VAL UNIT | ALGERIE | 2122 | 1863 | 1588 | 4167 | 2275 | | | | 3487 | 4767 | 4600 |
| | MAURITAN | 2667 | 2636 | 2636 | | | | | 2000 | | | |

Werte: 1000 \$ — Mengen: Tonnen falls nicht anders vermerkt (Abkürzungen siehe Anhang)
 Einheitswerte: \$ je ausgewiesener Mengeneinheit — Y: siehe im Anhang Anmerkungen zu den Waren

Valeurs: 1000 \$ — Quantités: Tonnes sauf indication contraire (Voir abréviations en Annexe)
 Valeurs unitaires: \$ par unité de quantité indiquée — Y: voir notes par produits en Annexe

import

1961

Tab. 1

| Einheit Unité | Ursprung Origine | WELT MONDE | EWG CEE | darunter : dont : | | | | | A O M | DRITTE LÄNDER PAYS TIERS | darunter : dont : | |
|------------------|---|---------------|------------|-------------------|----------|-----------|---------------------|--------|-------|-----------------------------------|-------------------|------------------------|
| | | | | France | U.E.B.L. | Nederland | Deutschland (BR) | Italia | | | USA | G. Britan. Roy. Uni |
| | EINFUHR-LÄNDER | | | | | | | | | | | |
| | IMPORTATEUR | | | | | | | | | | | |
| | MALI | 1953 | 2149 | 2106 | | | | | 1951 | 600 | 3000 | |
| | NIGER | 3902 | 2852 | 2778 | | | | | 4091 | 4000 | 5000 | 5000 |
| | TCHAD | 1300 | 3143 | 2571 | | | | | | 4667 | | 4667 |
| | SENEGAL | 2480 | 2485 | 2438 | | | | | 2163 | 3800 | 5000 | 3600 |
| | HTE VOLTA | 2717 | 2947 | 2921 | | | | | 3911 | | | |
| | CIVOIRE | 2110 | 2607 | 2424 | | 5667 | 5600 | | 1846 | 2600 | 5000 | 3833 |
| | TOGO | 2933 | 3647 | 2563 | | 5333 | 7500 | | 2080 | 4943 | 4684 | 5035 |
| | DAHOMEY | 1976 | 2722 | 2556 | | | | | 1910 | 4333 | | 6000 |
| | CAMEROUN | 4204 | 4278 | 2917 | | 4545 | 9500 | | 3554 | 5044 | 4400 | 5246 |
| | CENTRAFR | 1400 | 1037 | 2325 | | | 278 | | | 4667 | | 6000 |
| | CABON | 3568 | 3083 | 2818 | | | 6000 | | | 4800 | 5000 | 5500 |
| | CONGO BRA | 3349 | 2781 | 2467 | | | 7500 | | | 4909 | 4857 | 6000 |
| | CF SONAL | 1579 | 1333 | 1571 | | | | | | 1715 | 2529 | 1624 |
| | SOMALIE | 2883 | 2113 | | | | | 2113 | 987 | 4725 | | 5355 |
| | MADAGASC | 2603 | 2496 | 2366 | | 4700 | 15000 | | 2929 | 5100 | 5000 | 4889 |
| | REUNION | 1180 | 1720 | 1635 | | 6000 | | | 997 | 3500 | | 4250 |
| | COMORES | 1714 | 2286 | 2266 | | | | | 1476 | | | |
| | ST P MIO | 3533 | 3250 | 3000 | | | 4000 | | 2333 | 4125 | 4000 | |
| | QUADELOUP | 1784 | 3028 | 3028 | | | | | 1532 | | | |
| | MARTINIC | 1610 | 1500 | 1636 | | | 1222 | | 1522 | 4400 | 5667 | 4000 |
| | GUYANE | 1938 | 2250 | 1750 | | | | | 1673 | 3000 | 3100 | |
| | N CALEDO | 2436 | 2576 | 2529 | | | 3000 | | 1769 | 2405 | 2242 | 3000 |
| | POLYNESIE | 2412 | 2222 | 1944 | | | 2778 | | 1933 | 4800 | 4429 | |
| | 2 4 MATIERES PREMIERES ROHSTOFFE | | | | | | | | | | | |
| 1000 DOL | ALGERIE | 57257 | 26343 | 23194 | 257 | 781 | 1723 | 388 | 9614 | 21300 | 2387 | 128 |
| | MAURITAN | 774 | 689 | 689 | | | | | 42 | 43 | | |
| | MALI | 1518 | 364 | 330 | | | | 34 | 1038 | 116 | 3 | |
| | NIGER | 728 | 80 | 77 | | | | | 135 | 512 | | |
| | TCHAD | 842 | 317 | 135 | | | | | 21 | 504 | 21 | |
| | SENEGAL | 2361 | 2185 | 1850 | | | | | 124 | 928 | 26 | 47 |
| | HTE VOLTA | 943 | 222 | 132 | | | | 4 | 248 | 159 | 612 | 5 |
| | CIVOIRE | 2037 | 1406 | 948 | | | | 15 | 822 | 809 | 435 | 8 |
| | TOGO | 1053 | 43 | 35 | | | | | 7 | 163 | 579 | |
| | DAHOMEY | 536 | 51 | 45 | | | | | 1 | 388 | 99 | 21 |
| | CAMEROUN | 2172 | 1360 | 1089 | | | | | 1 | 182 | 630 | 263 |
| | CENTRAFR | 408 | 151 | 88 | | | | | 3 | 52 | 205 | 126 |
| | CABON | 265 | 184 | 150 | | | | | 1 | 53 | 28 | 1 |
| | CONGO BRA | 646 | 524 | 395 | | | | | 9 | 44 | 100 | 45 |
| | CF SONAL | 347 | 273 | 39 | | | | | 88 | 9 | 65 | |
| | SOMALIE | 3131 | 612 | 1339 | | | | | 612 | 219 | 3 | 2 |
| | MADAGASC | 3159 | 1487 | 834 | | | | | 10 | 903 | 739 | 253 |
| | REUNION | 2663 | 974 | 825 | | | | | 137 | 663 | 1026 | |
| | COMORES | 276 | 27 | 62 | | | | | | 50 | 1 | |
| | ST P MIO | 276 | 71 | 22 | | | | | | 175 | 16 | 4 |
| | QUADELOUP | 2048 | 1654 | 1278 | | | | | 1 | 115 | 279 | |
| | MARTINIC | 2565 | 2058 | 1685 | | | | | 58 | 128 | 379 | |
| | GUYANE | 144 | 135 | 84 | | | | | 11 | 4 | 5 | |
| | N CALEDO | 1127 | 274 | 236 | | | | | 2 | 130 | 723 | 154 |
| | POLYNESIE | 999 | 123 | 116 | | | | | 4 | 116 | 760 | 612 |
| | Y 211 PEAU BRUTES SAUF PELLETERIES HAEUTE UND FELLE ROH | | | | | | | | | | | |
| 1000 DOL | ALGERIE | 65 | 60 | 60 | | | | | 1 | 4 | | |
| | MALI | 2 | | | | | | | 1 | 1 | | |
| | NIGER | 1 | 1 | 1 | | | | | | | | |
| | HTE VOLTA | 4 | 4 | 4 | | | | | | | | |
| | CAMEROUN | 1 | | | | | | | | | | |
| | SOMALIE | 5 | | | | | | | | | | |
| | MADAGASC | 1 | 1 | 1 | | | | | | | | |
| | ST P MIO | 18 | 12 | 11 | | | | | 1 | 6 | 2 | 3 |
| | N CALEDO | 8 | 7 | 7 | | | | | | 1 | | |
| TONNES | ALGERIE | 211 | 198 | 198 | | | | | 6 | 7 | | |
| TONNES | MALI | 6 | | | | | | | 5 | 1 | | |
| TONNES | NIGER | 3 | 3 | 3 | | | | | | | | |
| TONNES | HTE VOLTA | 3 | 3 | 3 | | | | | | | | |
| TONNES | CAMEROUN | 5 | | | | | | | | | | |
| TONNES | SOMALIE | 11 | | | | | | | | | | |
| TONNES | MADAGASC | 2 | | | | | | | | | | |
| TONNES | ST P MIO | 7 | 3 | 3 | | | | | | | | |
| TONNES | N CALEDO | 3 | 2 | 2 | | | | | | | | |
| VAL UNIT | ALGERIE | 308 | 303 | 303 | | | | | 167 | 571 | | |
| | MALI | 333 | | | | | | | 200 | 1000 | | |
| | NIGER | 333 | 333 | 333 | | | | | | | | |
| | HTE VOLTA | 1333 | 1333 | 1333 | | | | | | | | |
| | CAMEROUN | 200 | | | | | | | | | | |
| | SOMALIE | 455 | | | | | | | | | | |
| | MADAGASC | 500 | | | | | | | | | | |
| | ST P MIO | 2571 | 4000 | 3667 | | | | | | | | |
| | N CALEDO | 2667 | 3500 | 3500 | | | | | | | | |
| | Y 212 PELLETERIES BRUTES PELZFELLE ROH | | | | | | | | | | | |
| 1000 DOL | SOMALIE | 2 | | | | | | | | | 2 | |
| TONNES | SOMALIE | 2 | | | | | | | | | 2 | |

Werte: 1000 \$ — Mengen: Tonnen falls nicht anders vermerkt (Abkürzungen siehe Anhang)
Einheitswerte: \$ je ausgewiesener Mengeneinheit — Y: siehe im Anhang Anmerkungen zu den Waren

Valeurs: 1000 \$ — Quantités: Tonnes sauf indication contraire (Voir abréviations en Annexe)
Valeurs unitaires: \$ par unité de quantité indiquée — Y: voir notes par produits en Annexe

Tab. 1

import

1961

| Einheit Unité | Ursprung Origine | WELT MONDE | EWG CEE | darunter : dont : | | | | | A O M | DRITTE LÄNDER PAYS TIERS | darunter : dont : | |
|------------------------------------|---------------------|---------------------------|--------------------------------|-------------------|----------|-----------|---------------------|--------|--------|-----------------------------------|-------------------|------------------------|
| | | | | France | U.E.B.L. | Nederland | Deutschland (BR) | Italia | | | USA | G. Britan. Roy. Uni |
| EINFUHR-LÄNDER ↓ IMPORTATEUR | | | | | | | | | | | | |
| VAL UNIT | SOMALIE | 1 000 | | | | | | | 1 000 | | | |
| | 221 | GRAINES NOIX OLEAGINEUSES | | | | | | | | | | |
| | | | | | | | | | | | | |
| 1 000 DOL | ALGERIE | 1 6275 | 5 070 | 4 596 | | 474 | | 3 934 | 7 271 | | | |
| | MAURITAN | 1 | | | | | | 1 | | | | |
| | NIGER | 6 | 3 | 3 | | | | | 3 | | | |
| | TCHAD | 3 | | | | | | | 3 | | | |
| | SENEGAL | 3 | 1 | 1 | | | | | 2 | | 1 | |
| | HTE VOLTA | 50 | 27 | 27 | | | | 12 | 11 | | | |
| | C IVOIRE | 2 | 2 | 2 | | | | | | | | |
| | DAHOMY | 2 | 1 | 1 | | | | 1 | | | | |
| | CAMEROUN | 11 | | | | | | | 11 | | | |
| | GABON | 1 | | | | | | 1 | | | | |
| | SOMALIE | 10 | | | | | | | 10 | | | |
| | MADAGASC | 265 | 1 | 1 | | | | 264 | | | | |
| | POLYNESIE | 3 | | | | | | | 3 | | | |
| TONNES | ALGERIE | 9 6316 | 31 199 | 27 891 | | 3 308 | | 16 184 | 48 933 | | | |
| TONNES | MAURITAN | 5 | | | | | | 5 | | | | |
| TONNES | NIGER | 57 | 27 | 27 | | | | | 30 | | | |
| TONNES | TCHAD | 30 | | | | | | | 30 | | | |
| TONNES | SENEGAL | 28 | 4 | 4 | | | | | 24 | | 2 | |
| TONNES | HTE VOLTA | 972 | 544 | 544 | | | | 215 | 213 | | | |
| TONNES | C IVOIRE | 7 | 7 | 7 | | | | | | | | |
| TONNES | DAHOMY | 22 | 3 | 3 | | | | 14 | 5 | | | |
| TONNES | CAMEROUN | 118 | | | | | | | 118 | | | |
| TONNES | GABON | 4 | | | | | | 3 | 1 | | | |
| TONNES | SOMALIE | 65 | | | | | | | 65 | | | |
| TONNES | MADAGASC | 1 756 | 2 | 2 | | | | 1 754 | | | | |
| TONNES | POLYNESIE | 2 | | | | | | | 2 | | | |
| VAL UNIT | ALGERIE | 169 | 163 | 165 | | 143 | | 243 | 149 | | | |
| | MAURITAN | 200 | | | | | | 200 | | | | |
| | NIGER | 105 | 111 | 111 | | | | | 100 | | | |
| | TCHAD | 100 | | | | | | | 100 | | 500 | |
| | SENEGAL | 107 | 250 | 250 | | | | | 83 | | | |
| | HTE VOLTA | 51 | 50 | 50 | | | | 56 | 52 | | | |
| | C IVOIRE | 286 | 286 | 286 | | | | | | | | |
| | DAHOMY | 91 | 333 | 333 | | | | 71 | | | | |
| | CAMEROUN | 93 | | | | | | | 93 | | | |
| | GABON | 250 | | | | | | 333 | | | | |
| | SOMALIE | 154 | | | | | | | 154 | | | |
| | MADAGASC | 151 | 500 | 500 | | | | 151 | | | | |
| | POLYNESIE | 1 500 | | | | | | | 1 500 | | | |
| | Y | 231 | CAOUTCHOUC BRUT NAT SYNT REGEN | | | | | | | | | |
| | | | | | | | | | | | | |
| 1 000 DOL | ALGERIE | 101 | 49 | 46 | | 3 | | 23 | 29 | 6 | 4 | |
| | MALI | 2 | 1 | 1 | | | | | 1 | | | |
| | SENEGAL | 191 | 3 | 3 | | | | | 188 | | | |
| | HTE VOLTA | 15 | 1 | 1 | | | | 4 | 10 | | 1 | |
| | C IVOIRE | 5 | 5 | 5 | | | | | | | | |
| | CAMEROUN | 2 | 2 | 2 | | | | | | | | |
| | CENTRAFR | 2 | 2 | 2 | | | | | | | | |
| | CONGO BRA | 1 | 1 | 1 | | | | | | | | |
| | SOMALIE | 2 | | | | | | | 2 | | | |
| | MADAGASC | 2 | 2 | 2 | | | | | | | | |
| | POLYNESIE | 1 | | | | | | | 1 | | | |
| TONNES | ALGERIE | 150 | 71 | 65 | | 6 | | 35 | 44 | 11 | 5 | |
| TONNES | MALI | 16 | 9 | 9 | | | | | 7 | | | |
| TONNES | SENEGAL | 359 | 4 | 4 | | | | | 355 | | | |
| TONNES | HTE VOLTA | 157 | 12 | 12 | | | | 12 | 133 | | 9 | |
| TONNES | C IVOIRE | 12 | 12 | 12 | | | | | | | | |
| TONNES | CAMEROUN | 8 | 6 | 8 | | | | | | | | |
| TONNES | CENTRAFR | 1 | 1 | 1 | | | | | | | | |
| TONNES | CONGO BRA | | | | | | | | | | | |
| TONNES | SOMALIE | 3 | | | | | | | 3 | | | |
| TONNES | MADAGASC | 4 | 4 | 4 | | | | | | | | |
| TONNES | POLYNESIE | 1 | | | | | | | 1 | | | |
| VAL UNIT | ALGERIE | 673 | 690 | 708 | | 500 | | 657 | 659 | 545 | 800 | |
| | MALI | 125 | 111 | 111 | | | | | 143 | | | |
| | SENEGAL | 532 | 750 | 750 | | | | | 530 | | | |
| | HTE VOLTA | 96 | 83 | 83 | | | | 333 | 75 | | 111 | |
| | C IVOIRE | 417 | 417 | 417 | | | | | | | | |
| | CAMEROUN | 250 | 250 | 250 | | | | | | | | |
| | CENTRAFR | 2 000 | 2 000 | 2 000 | | | | | | | | |
| | CONGO BRA | | | | | | | | | | | |
| | SOMALIE | 667 | | | | | | | 667 | | | |
| | MADAGASC | 500 | 500 | 500 | | | | | | | | |
| | POLYNESIE | | | | | | | | | | | |
| | Y | 241 | BOIS DE CHAUFF CHARRON DE BOIS | | | | | | | | | |
| | | | | | | | | | | | | |
| 1 000 DOL | ALGERIE | 88 | 82 | 82 | | | | | 6 | | | |
| | MAURITAN | 5 | 5 | 5 | | | | | | | | |
| | TCHAD | 7 | 7 | 7 | | | | | | | | |

Werte : 1000 \$ — Mengen : Tonnen falls nicht anders vermerkt (Abkürzungen siehe Anhang)
Einheitswerte : \$ je ausgewiesener Mengeneinheit — Y : siehe im Anhang Anmerkungen zu den Waren

Valeurs : 1000 \$ — Quantités : Tonnes sauf indication contraire (Voir abréviations en Annexe)
Valeurs unitaires : \$ par unité de quantité indiquée — Y : voir notes par produits en Annexe

import

1961

Tab. 1

| Einheit Unité | Ursprung Origine | WELT MONDE | EWG CEE | darunter: dont: | | | | | AOM | DRITTE LÄNDER PAYS TIERS | darunter: dont: | |
|------------------|-------------------------------|---------------|-----------------|-----------------|--------------|--------------|---------------------|--------|-----|-----------------------------------|-----------------|------------------------|
| | | | | France | U.E.B.L. | Niederland | Deutschland (BR) | Italia | | | USA | G. Britan. Roy. Uni |
| | EINFUHR-LÄNDER IMPORTATEUR | | | | | | | | | | | |
| | SENEGAL | 1 | | | | | | | | 1 | | |
| | C IVOIRE | 3 | 3 | 3 | | | | | | | | |
| | CONGO BRA | 9 | 9 | 9 | | | | | | | | |
| TONNES | ALGERIE | 1550 | 1437 | 1437 | | | | | | 113 | | |
| TONNES | MAURITAN | 61 | 57 | 57 | | | | | | 4 | | |
| TONNES | TCHAD | 1 | 1 | 1 | | | | | | | | |
| TONNES | SENEGAL | 36 | | | | | | | | 36 | | |
| TONNES | C IVOIRE | 20 | 20 | 20 | | | | | | | | |
| TONNES | CONGO BRA | 5 | 5 | 5 | | | | | | | | |
| VAL UNIT | ALGERIE | 57 | 57 | 57 | | | | | | 53 | | |
| | MAURITAN | 82 | 88 | 88 | | | | | | | | |
| | TCHAD | 7000 | 7000 | 7000 | | | | | | | | |
| | SENEGAL | 28 | | | | | | | | 28 | | |
| | C IVOIRE | 150 | 150 | 150 | | | | | | | | |
| | CONGO BRA | 1800 | 1800 | 1800 | | | | | | | | |
| Y | 242 | BCIS | RONDS | BRUTS | SIMPL | EQUAR | | | | | | |
| 1000 DOL | ALGERIE | 1410 | 955 | 955 | | | | 455 | | | | |
| | MAURITAN | 6 | 6 | 6 | | | | | | 1 | | |
| | MALI | 4 | 1 | 1 | | | | 2 | | 4 | | |
| | NIGER | 4 | | | | | | | | 15 | | |
| | SENEGAL | 91 | 76 | 76 | | | | | | 175 | | |
| | HTE VOLTA | 199 | | | | | | | | 1 | | |
| | C IVOIRE | 8 | 8 | 8 | | | | | | 1 | | |
| | TOGO | 1 | | | | | | | | | | |
| | GABON | 3 | 3 | 3 | | | | | | | | |
| | CONGO BRA | 1 | | | | | | | | | | |
| | CF SOMAL | 102 | 84 | 21 | | | 63 | | | 18 | | |
| | SOMALIE | 33 | 11 | | | | 11 | | | 22 | | |
| | MADAGASC | 5 | 5 | 5 | | | | | | | | |
| | ST P MIO | 160 | 31 | 30 | | | | | | 123 | 6 | |
| | N CALEDO | 351 | 9 | 9 | | | | | | 342 | 154 | |
| | POLYNESIE | 15 | | | | | | | | 15 | 15 | |
| TONNES | ALGERIE | 33368 | 28043 | 28043 | | | | 5325 | | | | |
| TONNES | MAURITAN | 67 | 66 | 66 | | | | | | 1 | | |
| TONNES | MALI | 55 | 9 | 9 | | | | 46 | | | | |
| TONNES | NIGER | 2 | | | | | | | | 2 | | |
| TONNES | SENEGAL | 2520 | 773 | 773 | | | | | | 1747 | | |
| TONNES | HTE VOLTA | 2002 | | | | | | 396 | | 1606 | | |
| TONNES | C IVOIRE | 79 | 69 | 69 | | | | 10 | | | | |
| TONNES | TOGO | 21 | | | | | | 18 | | 3 | | |
| TONNES | GABON | 21 | 21 | 21 | | | | | | | | |
| TONNES | CONGO BRA | 108 | | | | | | | | 108 | | |
| TONNES | CF SOMAL | 598 | 399 | 207 | | | 192 | | | 199 | | |
| TONNES | SOMALIE | 735 | 178 | | | | 178 | | | 557 | | |
| TONNES | MADAGASC | 34 | 34 | 34 | | | | | | | | |
| TONNES | ST P MIO | 1259 | 149 | 145 | | | | | | 1073 | 41 | |
| TONNES | N CALEDO | 3373 | 75 | 75 | | | | | | 3298 | 1294 | |
| TONNES | POLYNESIE | 146 | | | | | | | | 146 | 146 | |
| VAL UNIT | ALGERIE | 42 | 34 | 34 | | | | 85 | | | | |
| | MAURITAN | 90 | 91 | 91 | | | | | | | | |
| | MALI | 73 | 111 | 111 | | | | 43 | | | | |
| | NIGER | 2000 | | | | | | | | 2000 | | |
| | SENEGAL | 36 | 98 | 98 | | | | | | 9 | | |
| | HTE VOLTA | 99 | | | | | | 61 | | 109 | | |
| | C IVOIRE | 101 | 116 | 116 | | | | 100 | | | | |
| | TOGO | 48 | | | | | | 56 | | | | |
| | GABON | 143 | 143 | 143 | | | | | | | | |
| | CONGO BRA | 9 | | | | | | | | 9 | | |
| | CF SOMAL | 171 | 211 | 101 | | | 328 | | | 90 | | |
| | SOMALIE | 45 | 62 | | | | 62 | | | 39 | | |
| | MADAGASC | 147 | 147 | 147 | | | | | | | | |
| | ST P MIO | 127 | 208 | 207 | | | | | | 115 | 146 | |
| | N CALEDO | 104 | 120 | 120 | | | | | | 104 | 119 | |
| | POLYNESIE | 103 | | | | | | | | 103 | 103 | |
| Y | 243 | BOIS | FACONNES | OU | SIMPL | TRAV | | | | | | |
| 1000 DOL | ALGERIE | 10235 | 2535 | 2502 | | | | 33 | 141 | 7559 | 56 | |
| | MAURITAN | 647 | 644 | 644 | | | | | 3 | | | |
| | MALI | 83 | 2 | 2 | | | | | 80 | 1 | | |
| | NIGER | 44 | | | | | | | 3 | 41 | | |
| | SENEGAL | 556 | 538 | 538 | | | | | 3 | 15 | | |
| | HTE VOLTA | 88 | 8 | 8 | | | | | 55 | 25 | | |
| | C IVOIRE | 12 | 12 | 12 | | | | | | | | |
| | TOGO | 334 | 5 | 5 | | | | | | 173 | | |
| | EAHOMEY | 80 | 2 | 2 | | | | | 65 | 13 | | |
| | GABON | 17 | | | | | | | 17 | | | |
| | CONGO BRA | 87 | 87 | 87 | | | | | | | | |
| | SOMALIE | 411 | 389 | | | | 389 | | | 22 | | |
| | MADAGASC | 129 | 44 | 44 | | | | | | 85 | | |
| | REUNION | 1220 | 22 | 22 | | | | | | 986 | | |
| | COMORES | 23 | 4 | 4 | | | | | | 19 | | |
| | CHADELCUP | 783 | 512 | 512 | | | | | | 101 | 170 | |
| | MARTINIC | 1610 | 453 | 451 | | | | 2 | | 104 | 53 | |
| | POLYNESIE | 693 | 7 | 7 | | | | | | 686 | 577 | |

Werte: 1000 \$ — Mengen: Tonnen falls nicht anders vermerkt (Abkürzungen siehe Anhang)
Einheitswerte: \$ je ausgewiesener Mengeneinheit — Y: siehe im Anhang Anmerkungen zu den Waren

Valeurs: 1000 \$ — Quantités: Tonnes sauf indication contraire (Voir abréviations en Annexe)
Valeurs unitaires: \$ par unité de quantité indiquée — Y: voir notes par produits en Annexe

Tab. 1

import

1961

| Einheit Unité | Ursprung Origine | WELT MONDE | EWG CEE | darunter : dont : | | | | | AOM | DRITTE LÄNDER PAYS TIERS | darunter : dont : | |
|------------------|---------------------|---------------------------|------------|-------------------|------------------------------|-----------|---------------------|--------|------|-----------------------------------|-------------------|------------------------|
| | | | | France | U.E.B.L. | Nederland | Deutschland (BR) | Italia | | | USA | G. Britan. Roy. Uni |
| EINFUHRLÄNDER | | | | | | | | | | | | |
| ↓ IMPORTATEUR | | | | | | | | | | | | |
| TONNES | ALGERIE | 114534 | 38049 | 37626 | | | | 423 | 1625 | 74860 | 464 | |
| TONNES | MAURITAN | 9603 | 9577 | 9577 | | | | | 26 | | | |
| TONNES | MALI | 917 | 23 | 23 | | | | | 883 | 11 | | |
| TONNES | NIGER | 371 | | | | | | | 48 | 323 | | |
| TONNES | SENEGAL | 7231 | 7025 | 7025 | | | | | 35 | 171 | | |
| TONNES | HTE VOLTA | 944 | 43 | 43 | | | | | 688 | 213 | | |
| TONNES | C IVOIRE | 67 | 67 | 67 | | | | | | | | |
| TONNES | TOGO | 1973 | 50 | 50 | | | | | 7 | 1212 | | |
| TONNES | DAHOMÉY | 1211 | 19 | 19 | | | | | 670 | 522 | | |
| TONNES | GABON | 270 | | | | | | | 270 | | | |
| TONNES | CONGO BRA | 876 | 876 | 876 | | | | | | | | |
| TONNES | SOMALIE | 3155 | 2908 | | | | | | | 247 | | |
| TONNES | MADAGASC | 1078 | 377 | 377 | | | | 2908 | | 701 | | |
| TONNES | REUNION | 13293 | 220 | 220 | | | | | 2518 | 10555 | | |
| TONNES | COMORES | 122 | 37 | 37 | | | | | 86 | 1 | | |
| TONNES | GUADELOUP | 10128 | 6828 | 6828 | | | | | 1538 | 1762 | | |
| TONNES | MARTINIQ | 7582 | 5473 | 5436 | | | 37 | | 1501 | 608 | | |
| TONNES | POLYNESIE | 6392 | 57 | 57 | | | | | | 6335 | 5191 | |
| VAL UNIT | ALGERIE | 89 | 67 | 66 | | | | 78 | 87 | 101 | 121 | |
| | MAURITAN | 67 | 67 | 67 | | | | | 115 | | | |
| | MALI | 91 | 87 | 87 | | | | | 91 | 91 | | |
| | NIGER | 119 | | | | | | | 63 | 127 | | |
| | SENEGAL | 77 | 77 | 77 | | | | | 86 | 88 | | |
| | HTE VOLTA | 93 | 186 | 186 | | | | | 80 | 117 | | |
| | C IVOIRE | 179 | 179 | 179 | | | | | | | | |
| | TOGO | 169 | 100 | 100 | | | | | 143 | 143 | | |
| | DAHOMÉY | 66 | 105 | 105 | | | | | | 25 | | |
| | GABON | 63 | | | | | | | 63 | | | |
| | CONGO BRA | 99 | 99 | 99 | | | | | | | | |
| | SOMALIE | 130 | 134 | | | | | 134 | | 89 | | |
| | MADAGASC | 120 | 117 | 117 | | | | | | 121 | | |
| | REUNION | 92 | 100 | 100 | | | | | 84 | 93 | | |
| | COMORES | 189 | 108 | 108 | | | | | 221 | | | |
| | GUADELOUP | 77 | 75 | 75 | | | | | 66 | 96 | | |
| | MARTINIQ | 80 | 83 | 83 | | | 54 | | 69 | 87 | | |
| | POLYNESIE | 108 | 123 | 123 | | | | | | 108 | 111 | |
| Y | 244 | LIEGE BRUT ET DECHETS | | | ROHKORK UND KORKABFAELLE | | | | | | | |
| 1000 DOL | ALGERIE | 387 | 122 | 122 | | | | | | 265 | | |
| | C IVOIRE | 2 | 1 | 1 | | | | | | 1 | | |
| | CONGO BRA | 1 | 1 | 1 | | | | | | | | |
| | MADAGASC | 2 | | | | | | | | 2 | | |
| TONNES | ALGERIE | 2001 | 533 | 533 | | | | | | 1468 | | |
| TONNES | C IVOIRE | 6 | 2 | 2 | | | | | | 4 | | |
| TONNES | CONGO BRA | 1 | 1 | 1 | | | | | | | | |
| TONNES | MADAGASC | 1 | | | | | | | | 1 | | |
| VAL UNIT | ALGERIE | 193 | 229 | 229 | | | | | | 181 | | |
| | C IVOIRE | 333 | 500 | 500 | | | | | | 250 | | |
| | CONGO BRA | 1000 | 1000 | 1000 | | | | | | | | |
| | MADAGASC | 2000 | | | | | | | | 2000 | | |
| Y | 251 | PATES A PAPIER ET DECHETS | | | ZELLSTOFF UND PAPIERABFAELLE | | | | | | | |
| 1000 DOL | ALGERIE | 468 | 256 | 256 | | | | | | 212 | 30 | |
| | SENEGAL | 39 | 27 | 27 | | | | | | 12 | 4 | |
| | HTE VOLTA | 1 | 1 | 1 | | | | | | | | |
| | C IVOIRE | 5 | 5 | 5 | | | | | | | | |
| | CAMEROUN | 3 | 3 | 3 | | | | | | | | |
| | CONGO BRA | 1 | 1 | 1 | | | | | | | | |
| | SOMALIE | 67 | 63 | | | | | 63 | | 4 | | |
| | MADAGASC | 136 | 136 | 136 | | | | | | | | |
| | REUNION | 17 | 17 | 17 | | | | | | | | |
| | GUADELOUP | 11 | 11 | 11 | | | | | | | | |
| | MARTINIQ | 56 | 56 | 56 | | | | | | | | |
| | POLYNESIE | 1 | 1 | 1 | | | | | | | | |
| TONNES | ALGERIE | 4239 | 2734 | 2734 | | | | | | 1505 | 250 | |
| TONNES | SENEGAL | 471 | 391 | 391 | | | | | | 80 | 24 | |
| TONNES | HTE VOLTA | 7 | 6 | 6 | | | | | | 1 | | |
| TONNES | C IVOIRE | 34 | 34 | 34 | | | | | | | | |
| TONNES | CAMEROUN | 38 | 38 | 38 | | | | | | | | |
| TONNES | CONGO BRA | 13 | 13 | 13 | | | | | | | | |
| TONNES | SOMALIE | 699 | 647 | | | | | 647 | | 52 | | |
| TONNES | MADAGASC | 1845 | 1845 | 1845 | | | | | | | | |
| TONNES | REUNION | 221 | 221 | 221 | | | | | | | | |
| TONNES | GUADELOUP | 150 | 150 | 150 | | | | | | | | |
| TONNES | MARTINIQ | 698 | 698 | 698 | | | | | | | | |
| TONNES | POLYNESIE | 14 | 14 | 14 | | | | | | | | |
| VAL UNIT | ALGERIE | 110 | 94 | 94 | | | | | | 141 | 120 | |
| | SENEGAL | 83 | 69 | 69 | | | | | | 150 | 167 | |
| | HTE VOLTA | 143 | 167 | 167 | | | | | | | | |
| | C IVOIRE | 147 | 147 | 147 | | | | | | | | |
| | CAMEROUN | 79 | 79 | 79 | | | | | | | | |
| | CONGO BRA | 77 | 77 | 77 | | | | | | | | |
| | SOMALIE | 96 | 97 | | | | | 97 | | 77 | | |

Werte : 1000 \$ — Mengen : Tonnen falls nicht anders vermerkt (Abkürzungen siehe Anhang)
 Einheitswerte : \$ je ausgewiesener Mengeneinheit — Y : siehe im Anhang Anmerkungen zu den Waren

Valeurs : 1000 \$ — Quantités : Tonnes sauf indication contraire (Voir abréviations en Annexe)
 Valeurs unitaires : \$ par unité de quantité indiquée — Y : voir notes par produits en Annexe

import

1961

Tab. 1

| Einheit Unité | Ursprung Origine | WELT MONDE | EWG CEE | darunter : dont : | | | | | AOM | DRITTE LÄNDER PAYS TIERS | darunter : dont : | |
|------------------|----------------------------|-------------------------------------|--------------|-------------------|----------|-----------|---------------------|--------|-----|-----------------------------------|-------------------|------------------------|
| | | | | France | U.E.B.L. | Nederland | Deutschland (BR) | Italia | | | USA | G. Britan. Roy. Uni |
| | EINFUHRLÄNDER | | | | | | | | | | | |
| | IMPORTATEUR | | | | | | | | | | | |
| | MADAGASCAR | 74 | 74 | 74 | | | | | | | | |
| | REUNION | 77 | 77 | 77 | | | | | | | | |
| | GUADELOUPE | 73 | 73 | 73 | | | | | | | | |
| | MARTINIQUE | 80 | 80 | 80 | | | | | | | | |
| | POLYNESIE | 71 | 71 | 71 | | | | | | | | |
| | 261 | SEIDE | | | | | | | | | | |
| | SEIDE | | | | | | | | | | | |
| 1000 DOL | SENEGAL | 9 | 9 | 9 | | | | | | | | |
| | COTE D'IVOIRE | 1 | 1 | 1 | | | | | | | | |
| TONNES | SENEGAL | 31 | 31 | 31 | | | | | | | | |
| TONNES | COTE D'IVOIRE | | | | | | | | | | | |
| VAL UNIT | SENEGAL | 290 | 290 | 290 | | | | | | | | |
| | COTE D'IVOIRE | | | | | | | | | | | |
| | 262 | LAINES ET POILS ORIG ANIMALE | | | | | | | | | | |
| | WOLLE UND TIERHAARE | | | | | | | | | | | |
| 1000 DOL | ALGERIE | 586 | 347 | 347 | | | | | | | | |
| | MALI | 3 | | | | | | | 3 | | 239 | |
| | SENEGAL | 2 | 2 | 2 | | | | | | | | |
| | CAMEROUN | 2 | 2 | 2 | | | | | | | | |
| | MADAGASCAR | 1 | 1 | 1 | | | | | | | | |
| | ST P M I Q | 10 | 9 | 9 | | | | | | | | |
| TONNES | ALGERIE | 647 | 352 | 352 | | | | | | | | |
| TONNES | MALI | 8 | | | | | | | 8 | | 295 | |
| TONNES | SENEGAL | 1 | 1 | 1 | | | | | | | | |
| TONNES | CAMEROUN | 3 | 3 | 3 | | | | | | | | |
| TONNES | MADAGASCAR | 1 | 1 | 1 | | | | | | | | |
| TONNES | ST P M I Q | 2 | 2 | 2 | | | | | | | | |
| VAL UNIT | ALGERIE | 906 | 986 | 986 | | | | | | | | |
| | MALI | 375 | | | | | | | 375 | | 810 | |
| | SENEGAL | 2000 | 2000 | 2000 | | | | | | | | |
| | CAMEROUN | 667 | 667 | 667 | | | | | | | | |
| | MADAGASCAR | 1000 | 1000 | 1000 | | | | | | | | |
| | ST P M I Q | 5000 | 4500 | 4500 | | | | | | | | |
| | Y | 263 | COTON | | | | | | | | | |
| | BAUMWOLLE | | | | | | | | | | | |
| 1000 DOL | ALGERIE | 183 | 140 | 133 | 2 | 4 | | | | | 43 | 27 |
| | MALI | 83 | 83 | 83 | | | | | | | | |
| | NIGER | 1 | | | | | | | | | | |
| | SENEGAL | 517 | 189 | 154 | 33 | | | 2 | 191 | | 137 | |
| | HTE VOLTA | 2 | | | | | | | | | 2 | |
| | COTE D'IVOIRE | 2 | 2 | 2 | | | | | | | | |
| | CENTRAFR | 1 | 1 | 1 | | | | | | | | |
| | CONGO BRA | 5 | 5 | 5 | | | | | | | | |
| | MADAGASCAR | 3 | 3 | 3 | | | | | | | | |
| | ST P M I Q | 1 | 1 | 1 | | | | | | | | |
| | POLYNESIE | 1 | 1 | 1 | | | | | | | | |
| TONNES | ALGERIE | 792 | 596 | 556 | 10 | 20 | | | 10 | | 196 | 46 |
| TONNES | MALI | 410 | 410 | 410 | | | | | | | | |
| TONNES | NIGER | 6 | | | | | | | | | | |
| TONNES | SENEGAL | 1921 | 1008 | 825 | 173 | | | 10 | 662 | | 251 | |
| TONNES | HTE VOLTA | 1 | | | | | | | | | 1 | |
| TONNES | COTE D'IVOIRE | 1 | 1 | 1 | | | | | | | | |
| TONNES | CENTRAFR | 1 | 1 | 1 | | | | | | | | |
| TONNES | CONGO BRA | 11 | 11 | 11 | | | | | | | | |
| TONNES | MADAGASCAR | 6 | 6 | 6 | | | | | | | | |
| TONNES | ST P M I Q | 1 | 1 | 1 | | | | | | | | |
| TONNES | POLYNESIE | 1 | 1 | 1 | | | | | | | | |
| VAL UNIT | ALGERIE | 231 | 235 | 239 | 200 | 200 | | | | | 219 | 587 |
| | MALI | 202 | 202 | 202 | | | | | | | | |
| | NIGER | 111 | | | | | | | | | | |
| | SENEGAL | 269 | 188 | 167 | 191 | | | 200 | 289 | | 111 | |
| | HTE VOLTA | 2000 | | | | | | | | | 2000 | |
| | COTE D'IVOIRE | 2000 | 2000 | 2000 | | | | | | | | |
| | CENTRAFR | 1000 | 1000 | 1000 | | | | | | | | |
| | CONGO BRA | 455 | 455 | 455 | | | | | | | | |
| | MADAGASCAR | 500 | 500 | 500 | | | | | | | | |
| | ST P M I Q | 1000 | 1000 | 1000 | | | | | | | | |
| | POLYNESIE | 1000 | 1000 | 1000 | | | | | | | | |
| | 264 | JUTE | | | | | | | | | | |
| | JUTE | | | | | | | | | | | |
| 1000 DOL | ALGERIE | 7 | 7 | 7 | | | | | | | | |
| | COTE D'IVOIRE | 3 | 3 | 3 | | | | | | | | |
| | MADAGASCAR | 344 | | | | | | | | | 344 | |
| TONNES | ALGERIE | 25 | 25 | 25 | | | | | | | | |
| TONNES | COTE D'IVOIRE | 3 | 3 | 3 | | | | | | | | |
| TONNES | MADAGASCAR | 1003 | | | | | | | | | 1003 | |

Werte : 1000 \$ — Mengen : Tonnen falls nicht anders vermerkt (Abkürzungen siehe Anhang)
 Einheitswerte : \$ je ausgewiesener Mengeneinheit — Y : siehe im Anhang Anmerkungen zu den Waren

Valeurs : 1000 \$ — Quantités : Tonnes sauf indication contraire (Voir abréviations en Annexe)
 Valeurs unitaires : \$ par unité de quantité indiquée — Y : voir notes par produits en Annexe

Tab. 1

i m p o r t

1961

| Einheit Unité | Ursprung Origine | WELT MONDE | EWG CEE | darunter : dont : | | | | | AOM | DRITTE LÄNDER PAYS TIERS | darunter : dont : | |
|------------------|--|---|--|---|----------|------------|---------------------|--------|-----|-----------------------------------|-------------------|------------------------|
| | | | | France | U.F.B.L. | Niederland | Deutschland (BR) | Italia | | | USA | G. Britan. Roy. Uni |
| | EINFUHRLÄNDER ↓ IMPORTATEUR | | | | | | | | | | | |
| VAL UNIT | ALGERIE C IVOIRE MADAGASC | 280 1000 343 | 280 1000 | 280 1000 | | | | | | | 343 | |
| | 265 FIBRE VEGET SAUF COTON ET JUTE | | | | | | | | | | | |
| 1000 DOL | ALGERIE MALI SENEGAL C IVOIRE DAHOMEY MADAGASC N CALEDO | 9 3 332 181 1 2 9 | 6 3 3 5 1 2 8 | 6 3 3 5 1 2 8 | | | | | | 3 329 176 | 1 | |
| TONNES | ALGERIE MALI SENEGAL C IVOIRE DAHOMEY MADAGASC N CALEDO | 28 10 1470 745 2 4 4 | 16 10 6 4 2 4 4 | 16 10 6 4 2 4 4 | | | | | | 12 1464 741 | | |
| VAL UNIT | ALGERIE MALI SENEGAL C IVOIRE DAHOMEY MADAGASC N CALEDO | 321 300 226 243 500 500 2250 | 375 500 1250 500 500 2000 | 375 500 1250 500 500 2000 | | | | 300 | | 250 225 238 | | |
| | 266 FIBRES TEXTILES SYNTH ART DISC | | | | | | | | | | | |
| 1000 DOL | ALGERIE MALI SENEGAL C IVOIRE CAMEROUN | 843 1 14 148 1 | 843 1 14 148 1 | 839 1 14 145 1 | | | | | | | | |
| TONNES | ALGERIE MALI SENEGAL C IVOIRE CAMEROUN | 1506 1 16 303 1 | 1506 1 16 304 1 | 1498 1 16 302 1 | | | | | | | | |
| VAL UNIT | ALGERIE MALI SENEGAL C IVOIRE CAMEROUN | 560 1000 875 488 1000 | 560 1000 875 487 1000 | 560 1000 875 480 1000 | | | | 500 | | | | |
| | 267 FRIPERIE DRILLES CHIFFONS | | | | | | | | | | | |
| 1000 DOL | ALGERIE MAURITAN MALI NIGER TCHAD SENEGAL HTE VOLTA C IVOIRE TOGO DAHOMEY CAMEROUN CENTRAFR GABON CONGO BRA MADAGASC COMORES ST P MIO N CALEDO POLYNESIE | 2962 11 63 44 119 194 90 914 52 31 1151 222 66 154 554 4 5 3 1 | 633 11 35 4 93 126 34 478 4 6 856 95 44 112 304 3 2 3 1 | 268 11 35 4 35 69 31 76 4 6 829 43 24 92 197 3 2 3 1 | 215 | 150 | | | | | | |
| TONNES | ALGERIE MAURITAN MALI NIGER TCHAD SENEGAL HTE VOLTA C IVOIRE TOGO DAHOMEY CAMEROUN CENTRAFR GABON CONGO BRA MADAGASC COMORES ST P MIO N CALEDO | 7496 40 124 78 136 287 220 3250 74 72 2572 340 101 251 1357 6 7 3 8 | 2323 40 66 8 103 190 118 1706 8 16 1949 142 70 198 697 4 4 4 8 | 1224 40 66 8 33 147 112 211 8 16 1905 59 47 170 436 4 4 4 8 | 573 | 526 | | | | | | |
| | ABFAELLE V SPINNST U LUMPEN | | | | | | | | | | | |
| TONNES | ALGERIE MAURITAN MALI NIGER TCHAD SENEGAL HTE VOLTA C IVOIRE TOGO DAHOMEY CAMEROUN CENTRAFR GABON CONGO BRA MADAGASC COMORES ST P MIO N CALEDO | 2329 2 40 24 68 55 436 36 23 295 127 22 42 250 1 3 1 1 | 2245 2 2 22 2 435 23 263 126 21 40 251 1 1 | 2245 2 2 22 2 435 23 263 126 21 40 251 1 1 | | | | | | | | |
| VAL UNIT | ALGERIE MAURITAN MALI NIGER TCHAD SENEGAL HTE VOLTA C IVOIRE TOGO DAHOMEY CAMEROUN CENTRAFR GABON CONGO BRA MADAGASC COMORES ST P MIO N CALEDO | 5173 7 70 32 91 100 1544 38 44 623 198 31 53 660 2 3 1 1 | 4850 7 7 29 19 8 1545 44 555 197 29 50 660 2 3 1 1 | 4850 7 7 29 19 8 1545 44 555 197 29 50 660 2 3 1 1 | | | | | | | | |

Werte : 1000 \$ — Mengen : Tonnen falls nicht anders vermerkt (Abkürzungen siehe Anhang)
Einheitswerte : \$ je ausgewiesener Mengeneinheit — Y : siehe im Anhang Anmerkungen zu den Waren

Valeurs : 1000 \$ — Quantités : Tonnes sauf indication contraire (Voir abrégés en Annexe)
Valeurs unitaires : \$ par unité de quantité indiquée — Y : voir notes par produits en Annexe

import

1961

Tab. 1

| Einheit Unité | Ursprung Origine | WELT MONDE | EWG CEE | darunter : dont : | | | | | AOM | DRITTE LÄNDER PAYS TIERS | darunter : dont : | |
|------------------------------------|---------------------|---------------|------------|-------------------|----------|-----------|---------------------|--------|-------|-----------------------------------|-------------------|------------------------|
| | | | | France | U.E.B.L. | Nederland | Deutschland (BR) | Italia | | | USA | G. Britan. Roy. Uni |
| EINFUHR-LÄNDER | | | | | | | | | | | | |
| ↓ IMPORTATEUR | | | | | | | | | | | | |
| TONNES | POLYNESIE | 3 | 2 | 2 | | | | | | 1 | | |
| VAL UNIT | ALGERIE | 395 | 272 | 219 | 375 | 285 | | | | 450 | 463 57 | |
| | MAURITAN | 275 | 275 | 275 | | | | | | | | |
| | MALI | 508 | 530 | 530 | | | | 510 | 286 | 286 | | |
| | NICER | 564 | 500 | 500 | | | | | 571 | | | |
| | TCHAD | 875 | 903 | 1 061 | 821 | 1 000 | | 2 000 | 750 | 724 | 1 000 | |
| | SENEGAL | 676 | 643 | 476 | 1 000 | 1 130 | | | 747 | 1 158 | 630 | |
| | HTE VOLTA | 409 | 288 | 277 | | 500 | | 500 | 550 | 250 | 400 | |
| | C IVOIRE | 281 | 280 | 291 | 332 | 270 | | | 282 | 282 | | |
| | TOGO | 703 | 500 | 500 | | | | | 947 | | | |
| | DAHOMY | 431 | 375 | 375 | | | | 167 | 523 | | | |
| | CAMEROUN | 448 | 439 | 435 | 630 | 588 | | | 474 | 474 | | |
| | CENTRAFR | 653 | 669 | 729 | 582 | 813 | | | 641 | 640 | | |
| | GABON | 653 | 629 | 511 | 810 | 1 000 | | | 710 | 724 | | |
| | CONGO BRA | 614 | 566 | 541 | 857 | 571 | | | 792 | 800 | | |
| | MADAGASC | 408 | 436 | 452 | 375 | 411 | | | 379 | 380 | | |
| | COMORES | 667 | 750 | 750 | | | | | 500 | 500 | | |
| | ST P MIO | 714 | 500 | 500 | | | | | 1 000 | | | |
| | N CALEDO | 375 | 375 | 375 | | | | | | | | |
| | POLYNESIE | 333 | 500 | 500 | | | | | | | | |
| 271 ENGRAIS NATURELS | | | | | | | | | | | | |
| NATUERLICHE DUENGENMITTEL | | | | | | | | | | | | |
| 1000 DOL | ALGERIE | 179 | 159 | 159 | | | | | | 20 | | |
| | SENEGAL | 43 | 43 | 34 | | | 9 | | | | | |
| | HTE VOLTA | 1 | | | | | | | | 1 | | |
| | C IVOIRE | 2 | | | | | | 2 | | | | |
| | CONGO BRA | 3 | 3 | 3 | | | | | | | | |
| | SOMALIE | 5 | | | | | | | | 5 | | |
| | MADAGASC | 39 | 39 | 39 | | | | | | | | |
| | REUNION | 793 | 779 | 639 | | | 137 | 3 | | 14 | | |
| | COMORES | 1 | 1 | 1 | | | | | | | | |
| | QUADELOUP | 176 | 109 | 109 | | | | | | 67 | | |
| | MARTINIQ | 625 | 336 | 296 | 2 | | 38 | | | 289 | | |
| | GUYANE | 2 | 2 | 2 | | | | | | | | |
| | N CALEDO | 21 | 18 | 18 | | | | | 2 | 1 | | |
| | POLYNESIE | 1 | | | | | | | | 1 | | |
| TONNES | ALGERIE | 2703 | 2408 | 2408 | | | | | | 295 | | |
| TONNES | SENEGAL | 191 | 191 | 3 | | | 188 | | | | | |
| TONNES | HTE VOLTA | 21 | | | | | | | | 21 | | |
| TONNES | C IVOIRE | 16 | | | | | | | 15 | 1 | | |
| TONNES | CONGO BRA | 2 | 2 | 2 | | | | | | | | |
| TONNES | SOMALIE | 77 | | | | | | | | 77 | | |
| TONNES | MADAGASC | 549 | 549 | 549 | | | | | | | | |
| TONNES | REUNION | 11515 | 10972 | 8533 | | | 2389 | 50 | | 543 | | |
| TONNES | COMORES | 7 | 6 | 6 | | | | | | 1 | | |
| TONNES | QUADELOUP | 3246 | 1778 | 1778 | | | | | | 1468 | | |
| TONNES | MARTINIQ | 11229 | 4975 | 4245 | 30 | | 700 | | | 6254 | | |
| TONNES | GUYANE | 21 | 21 | 21 | | | | | | | | |
| TONNES | N CALEDO | 230 | 189 | 189 | | | | | 36 | 5 | | |
| TONNES | POLYNESIE | 7 | | | | | | | | 7 | | |
| VAL UNIT | ALGERIE | 66 | 66 | 66 | | | | | | 68 | | |
| | SENEGAL | 225 | 225 | 11333 | | | 48 | | | | | |
| | HTE VOLTA | 48 | | | | | | | | 48 | | |
| | C IVOIRE | 125 | | | | | | | 133 | | | |
| | CONGO BRA | 1500 | 1500 | 1500 | | | | | | | | |
| | SOMALIE | 65 | | | | | | | | 65 | | |
| | MADAGASC | 71 | 71 | 71 | | | | | | | | |
| | REUNION | 69 | 71 | 75 | | | 57 | 60 | | 26 | | |
| | COMORES | 143 | 167 | 167 | | | | | | | | |
| | QUADELOUP | 54 | 61 | 61 | | | | | | 46 | | |
| | MARTINIQ | 56 | 68 | 70 | 67 | | 54 | | | 46 | | |
| | GUYANE | 95 | 95 | 95 | | | | | | | | |
| | N CALEDO | 91 | 95 | 95 | | | | | 56 | 200 | | |
| | POLYNESIE | 143 | | | | | | | | 143 | | |
| 273 PIERRES CONSTRUC SABL GRAVIERS | | | | | | | | | | | | |
| WERKSTEINE SAND UND KIES | | | | | | | | | | | | |
| 1000 DOL | ALGERIE | 457 | 445 | 213 | 23 | 31 | | 178 | | 12 | 1 | |
| | MAURITAN | 10 | 6 | 6 | | | | | | 4 | | |
| | MALI | 4 | 2 | 2 | | | | | 2 | | | |
| | NICER | 1 | 1 | 1 | | | | | | | | |
| | SENEGAL | 72 | 48 | 41 | | | 3 | 4 | | 24 | | |
| | HTE VOLTA | 2 | 2 | 2 | | | | | | | | |
| | C IVOIRE | 69 | 63 | 24 | | | 2 | 37 | | 6 | | |
| | TOGO | 6 | 3 | 2 | | | | 1 | 3 | | | |
| | DAHOMY | 6 | 4 | 4 | | | | | 1 | 1 | | |
| | CAMEROUN | 7 | 7 | 7 | | | | | | | | |
| | CENTRAFR | 1 | 1 | 1 | | | | | | | | |
| | GABON | 2 | 2 | 2 | | | | | | | | |
| | CONGO BRA | 4 | 2 | 2 | | | | | 2 | | 1 | |
| | MADAGASC | 32 | 8 | 8 | | | | | | 24 | | |
| | N CALEDO | 336 | 5 | 5 | | | | | | 331 | | |
| | POLYNESIE | 1 | 1 | 1 | | | | | | | | |
| TONNES | ALGERIE | 25987 | 25460 | 11019 | 3018 | 3208 | | 8215 | | 527 | 2 | |
| TONNES | MAURITAN | 215 | 121 | 121 | | | | | | 94 | | |
| TONNES | MALI | 55 | 35 | 35 | | | | | 20 | | | |

Werte : 1000 \$ — Mengen : Tonnen falls nicht anders vermerkt (Abkürzungen siehe Anhang)
Einheitswerte : \$ je ausgewiesener Mengeneinheit — Y : siehe im Anhang Anmerkungen zu den Waren

Valeurs : 1000 \$ — Quantités : Tonnes sauf indication contraire (Voir abréviations en Annexe)
Valeurs unitaires : \$ par unité de quantité indiquée — Y : voir notes par produits en Annexe

Tab. 1

import

1961

| Einheit Unité | Ursprung Origine | WELT MONDE | EWG CEE | darunter : dont : | | | | | AOM | DRITTE LÄNDER PAYS TIERS | darunter : dont : | |
|------------------------------------|---------------------|---------------|------------|-------------------|----------|-----------|---------------------|--------|-----|-----------------------------------|-------------------|------------------------|
| | | | | France | U.E.B.L. | Nederland | Deutschland (BR) | Italia | | | USA | G. Britan. Roy. Uni |
| EINFUHRLÄNDER | | | | | | | | | | | | |
| IMPORTATEUR | | | | | | | | | | | | |
| TONNES | NIGER | 15 | 15 | 15 | | | | | | | | |
| TONNES | SENEGAL | 4165 | 2930 | 2697 | | | 39 | 194 | | 1235 | | |
| TONNES | HTE VOLTA | 38 | 38 | 38 | | | | | | | | |
| TONNES | C IVOIRE | 1098 | 867 | 628 | | | 27 | 212 | | 231 | | |
| TONNES | TOGO | 1024 | 47 | 23 | | | | 24 | 960 | 17 | | |
| TONNES | DAHOMÉY | 127 | 46 | 46 | | | | | 63 | 18 | | |
| TONNES | CAMÉROUN | 112 | 110 | 110 | | | | | | 2 | | |
| TONNES | CENTRAFR | 4 | 4 | 4 | | | | | | | | |
| TONNES | GABON | 48 | 47 | 47 | | | | | | 1 | | |
| TONNES | CONGO BRA | 526 | 15 | 15 | | | | | 500 | 11 | 12 | |
| TONNES | MADAGASC | 1677 | 100 | 100 | | | | | | 1577 | | |
| TONNES | N CALEDO | 33435 | 76 | 76 | | | | | | 33359 | | |
| TONNES | POLYNÉSIE | 7 | 7 | 7 | | | | | | | | |
| VAL UNIT | ALGERIE | 18 | 17 | 19 | 8 | 10 | | | | 23 | 500 | |
| | MAURITAN | 47 | 50 | 50 | | | | | | 43 | | |
| | MALI | 73 | 57 | 57 | | | | | 100 | | | |
| | NIGER | 67 | 67 | 67 | | | | | | | | |
| | SENEGAL | 17 | 16 | 15 | | | 77 | 21 | | 19 | | |
| | HTE VOLTA | 53 | 53 | 53 | | | | | | | | |
| | C IVOIRE | 63 | 73 | 38 | | | 74 | 175 | | 26 | | |
| | TOGO | 6 | 64 | 87 | | | | 42 | 3 | | | |
| | DAHOMÉY | 47 | 87 | 87 | | | | | 16 | 56 | | |
| | CAMÉROUN | 63 | 64 | 64 | | | | | | | | |
| | CENTRAFR | 250 | 250 | 250 | | | | | | | | |
| | GABON | 42 | 43 | 43 | | | | | | | | |
| | CONGO BRA | 8 | 133 | 133 | | | | | 4 | | 83 | |
| | MADAGASC | 19 | 80 | 80 | | | | | | 15 | | |
| | N CALEDO | 10 | 66 | 66 | | | | | | 10 | | |
| | POLYNÉSIE | 143 | 143 | 143 | | | | | | | | |
| 274 SOUFRE PYRITES DE FER NON GRIL | | | | | | | | | | | | |
| SCHWEFEL U N GER SCHWEFELKIES | | | | | | | | | | | | |
| 1000 DOL | ALGERIE | 785 | 765 | 765 | | | | | | 20 | | |
| | MALI | 1 | 1 | 1 | | | | | | | | |
| | NIGER | 3 | 3 | 3 | | | 3 | | | | | |
| | SENEGAL | 1 | 1 | 1 | | | | | | 1 | | |
| | HTE VOLTA | 1 | 1 | 1 | | | | | | | | |
| | TOGO | 1 | 1 | 1 | | | | | | | | |
| | DAHOMÉY | 3 | 1 | 1 | | | | | | 2 | 2 | |
| | GABON | 23 | 21 | 23 | | | | | | | | |
| | CONGO BRA | 35 | 35 | 35 | | | | | | | | |
| | MADAGASC | 1 | 1 | 1 | | | | | | | | |
| TONNES | ALGERIE | 30107 | 28569 | 28569 | | | | | | 1538 | | |
| TONNES | MALI | 12 | 12 | 12 | | | | | | | | |
| TONNES | NIGER | 200 | 200 | 200 | | | 200 | | | 6 | | |
| TONNES | SENEGAL | 6 | 6 | 6 | | | | | | | | |
| TONNES | HTE VOLTA | 5 | 5 | 5 | | | | | | | | |
| TONNES | TOGO | 5 | 5 | 5 | | | | | | | | |
| TONNES | DAHOMÉY | 70 | 4 | 4 | | | | | | 66 | 66 | |
| TONNES | GABON | 400 | 400 | 400 | | | | | | | | |
| TONNES | CONGO BRA | 640 | 640 | 640 | | | | | | | | |
| TONNES | MADAGASC | 7 | 7 | 7 | | | | | | | | |
| VAL UNIT | ALGERIE | 26 | 27 | 27 | | | | | | 13 | | |
| | MALI | 83 | 83 | 83 | | | | | | | | |
| | NIGER | 15 | 15 | 15 | | | 15 | | | | | |
| | SENEGAL | 167 | 167 | 167 | | | | | | 167 | | |
| | HTE VOLTA | 200 | 200 | 200 | | | | | | | | |
| | TOGO | 200 | 200 | 200 | | | | | | | | |
| | DAHOMÉY | 43 | 250 | 250 | | | | | | 30 | 30 | |
| | GABON | 58 | 58 | 58 | | | | | | | | |
| | CONGO BRA | 55 | 55 | 55 | | | | | | | | |
| | MADAGASC | 143 | 143 | 143 | | | | | | | | |
| 275 ABRASIFS NATURELS DIAM INDUST | | | | | | | | | | | | |
| NATUERLICHE SCHLEIFMITTEL | | | | | | | | | | | | |
| 1000 DOL | ALGERIE | 162 | 163 | 22 | | | | 141 | | 1 | | |
| | SENEGAL | 6 | 5 | 5 | | | | | 1 | | | |
| | C IVOIRE | 8 | 7 | 7 | | | | | 1 | | | |
| | TOGO | 1 | 2 | 2 | | | | | | 1 | | |
| | DAHOMÉY | 2 | 2 | 2 | | | | | | | | |
| | CAMÉROUN | 17 | 17 | 17 | | | | | | | | |
| | CENTRAFR | 1 | 1 | 1 | | | | | | | | |
| | CONGO BRA | 1 | 1 | 1 | | | | | | | | |
| | MADAGASC | 3 | 3 | 3 | | | | | | | | |
| | POLYNÉSIE | 1 | 1 | 1 | | | | | | 1 | 1 | |
| TONNES | ALGERIE | 34440 | 34440 | 183 | | | | 34257 | | | | |
| TONNES | SENEGAL | 48 | 26 | 26 | | | | | 20 | 2 | | |
| TONNES | C IVOIRE | 67 | 59 | 59 | | | | | 8 | | | |
| TONNES | TOGO | 2 | 2 | 2 | | | | | | 2 | | |
| TONNES | DAHOMÉY | 11 | 11 | 11 | | | | | | | | |
| TONNES | CAMÉROUN | 73 | 71 | 71 | | | | | | 2 | | |
| TONNES | CENTRAFR | 6 | 5 | 5 | | | | | | 1 | | |
| TONNES | CONGO BRA | 6 | 5 | 5 | | | | | | 1 | | |
| TONNES | MADAGASC | 27 | 27 | 27 | | | | | | | | |
| TONNES | POLYNÉSIE | 3 | 3 | 3 | | | | | | 3 | 3 | |
| VAL UNIT | ALGERIE | 5 | 5 | 120 | | | | 4 | | | | |

Werte : 1000 \$ — Mengen : Tonnen falls nicht anders vermerkt (Abkürzungen siehe Anhang)
Einheitswerte : \$ je ausgewiesener Mengeneinheit — Y : siehe im Anhang Anmerkungen zu den Waren

Valeurs : 1000 \$ — Quantités : Tonnes sauf indication contraire (Voir abréviations en Annexe)
Valeurs unitaires : \$ par unité de quantité indiquée — Y : voir notes par produits en Annexe

import

1961

Tab. 1

| Einheit Unité | Ursprung Origine | WELT MONDE | EWG CEE | darunter : dont : | | | | | AOM | DRITTE LÄNDER PAYS TIERS | darunter : dont : | |
|------------------|-----------------------------------|-------------------------------|--------------------------------|-------------------|----------|-----------|------------------------------|-------------------------------|-----|-----------------------------------|-------------------|------------------------|
| | | | | France | U.E.B.L. | Nederland | Deutschland (BR) | Italia | | | USA | G. Britan. Roy. Uni |
| | EINFUHRLÄNDER ↓ IMPORTATEUR | | | | | | | | | | | |
| | | 125 | 192 | 192 | | | | 50 | | | | |
| | CÔTE D'IVOIRE | 119 | 119 | 119 | | | | 125 | | | | |
| | TOGO | 500 | | | | | | | 500 | | | |
| | DAHOMÉY | 182 | 182 | 182 | | | | | | | | |
| | CAMÉROUN | 233 | 239 | 239 | | | | | | | | |
| | CENTRAFR | 167 | 200 | 200 | | | | | | | | |
| | CONGO BRA | 167 | 200 | 200 | | | | | | | | |
| | MADAGASC | 111 | 111 | 111 | | | | | | | | |
| | POLYNÉSIE | 333 | | | | | | | | 333 | 333 | |
| | Y | 276 | AUTRES PRODUITS MINÉRAUX BRUTS | | | | | ANDERE MINÉRALISCHE ROHSTOFFE | | | | |
| 1000 DCL | ALGERIE | 1431 | 966 | 966 | | | | | | 465 | | 113 |
| | MAURITAN | 41 | 4 | 4 | | | | 1 | | 36 | | |
| | MALI | 364 | 196 | 162 | | | 34 | 81 | | 87 | | |
| | NIGER | 136 | 5 | 5 | | | | 105 | | 25 | | |
| | TCHAD | 143 | 130 | 6 | | | | 2 | | 11 | | |
| | SENEGAL | 100 | 74 | 73 | | | | 23 | | 3 | | 1 |
| | HTE VOLTA | 153 | 28 | 27 | | | 1 | 60 | | 65 | | 1 |
| | CÔTE D'IVOIRE | 590 | 308 | 306 | | 1 | | 169 | | 113 | | |
| | TOGO | 253 | 23 | 17 | | | 2 | 49 | | 181 | | 1 |
| | DAHOMÉY | 196 | 9 | 8 | | | | 6 | | 34 | | 19 |
| | CAMÉROUN | 549 | 244 | 22 | | | | 1 | | 148 | | 37 |
| | CENTRAFR | 93 | 17 | 7 | | | | 7 | | 76 | | |
| | GABON | 59 | 48 | 34 | | | | 1 | | 1 | | 1 |
| | CONGO BRA | 177 | 140 | 44 | | 5 | | 8 | | 10 | | 1 |
| | CF SOMAL | 28 | 24 | | | 87 | | 8 | | 29 | | |
| | SOMALIE | 24 | 17 | | | | | 17 | | 7 | | 3 |
| | MADAGASC | 62 | 55 | 47 | | | | 8 | | 7 | | 2 |
| | COMORES | 29 | 2 | 2 | | | | | | 28 | | |
| | ST P MIO | 29 | | | | | | | | 25 | | 1 |
| | N CALEDO | 111 | 88 | 61 | | 16 | | | | 23 | | 4 |
| | POLYNÉSIE | 73 | 49 | 48 | | | 1 | | | 11 | | 4 |
| TONNES | ALGERIE | 45725 | 35601 | 35601 | | | | | | 10124 | | 4446 |
| TONNES | MAURITAN | 888 | 53 | 53 | | | | 20 | | 815 | | |
| TONNES | MALI | 8194 | 3006 | 2887 | | | 119 | 2402 | | 2786 | | |
| TONNES | NIGER | 4500 | 93 | 93 | | | | 4046 | | 262 | | |
| TONNES | TCHAD | 1894 | 1477 | 24 | | | | 37 | | 380 | | |
| TONNES | SENEGAL | 2289 | 1580 | 1569 | | | | 624 | | 85 | | 21 |
| TONNES | HTE VOLTA | 5983 | 765 | 750 | | 15 | | 2357 | | 2861 | | 18 |
| TONNES | CÔTE D'IVOIRE | 21411 | 9728 | 9719 | | | 9 | 6425 | | 5258 | | |
| TONNES | TOGO | 8413 | 373 | 186 | | | | 187 | | 6539 | | 17 |
| TONNES | DAHOMÉY | 8040 | 114 | 94 | | | | 20 | | 7176 | | 480 |
| TONNES | CAMÉROUN | 14571 | 4915 | 349 | | | | 4533 | | 4858 | | 765 |
| TONNES | CENTRAFR | 4235 | 363 | 45 | | | | 150 | | 3872 | | |
| TONNES | GABON | 1177 | 826 | 604 | | | | 150 | | 22 | | 2 |
| TONNES | CONGO BRA | 3703 | 1713 | 433 | | 20 | | 900 | | 331 | | 1659 |
| TONNES | CF SOMAL | 727 | 636 | | | | | 636 | | 91 | | 6 |
| TONNES | SOMALIE | 339 | 235 | | | | | 235 | | 104 | | 63 |
| TONNES | MADAGASC | 718 | 610 | 433 | | | | 177 | | 108 | | |
| TONNES | COMORES | 608 | 12 | 12 | | | | | | 596 | | |
| TONNES | ST P MIO | 2300 | | | | | | | | 2272 | | 4 |
| TONNES | N CALEDO | 1591 | 1307 | 1034 | | 175 | | | | 284 | | 13 |
| TONNES | POLYNÉSIE | 913 | 723 | 708 | | | 15 | | | 190 | | 85 |
| VAL UNIT | ALGERIE | 31 | 27 | 27 | | | | | | 46 | | 25 |
| | MAURITAN | 46 | 75 | 75 | | | | 50 | | 44 | | |
| | MALI | 44 | 65 | 56 | | | | 34 | | 31 | | |
| | NIGER | 30 | 54 | 54 | | | | 286 | | 26 | | |
| | TCHAD | 76 | 88 | 250 | | | | 85 | | 54 | | |
| | SENEGAL | 44 | 47 | 47 | | | | 91 | | 37 | | |
| | HTE VOLTA | 26 | 37 | 36 | | | | | | 29 | | 48 |
| | CÔTE D'IVOIRE | 28 | 32 | 31 | | 67 | | | | 23 | | 56 |
| | TOGO | 30 | 62 | 91 | | | | 222 | | 21 | | |
| | DAHOMÉY | 24 | 79 | 85 | | | | 32 | | 37 | | 59 |
| | CAMÉROUN | 38 | 50 | 63 | | | | 50 | | 21 | | 40 |
| | CENTRAFR | 22 | 47 | 156 | | | | 30 | | 33 | | 48 |
| | GABON | 50 | 58 | 56 | | | | 49 | | 30 | | |
| | CONGO BRA | 48 | 82 | 102 | | 50 | | 53 | | 32 | | 500 |
| | CF SOMAL | 39 | 38 | | | | 97 | | | 24 | | 17 |
| | SOMALIE | 71 | 72 | | | | | 38 | | 44 | | 167 |
| | MADAGASC | 86 | 90 | 109 | | | | 72 | | 67 | | 48 |
| | COMORES | 48 | 167 | 167 | | | | | | 47 | | 125 |
| | ST P MIO | 13 | | | | | | | | 11 | | 250 |
| | N CALEDO | 70 | 67 | 59 | | 91 | | | | 81 | | 308 |
| | POLYNÉSIE | 80 | 68 | 68 | | | 67 | | | 126 | | 129 |
| | 282 | DECHETS DE FONTE FER ET ACIER | | | | | ABFALLE VON EISEN ODER STAHL | | | | | |
| 1000 DCL | ALGERIE | 1 | 1 | 1 | | | | | | | | |
| | MALI | 1 | | | | | | | | 1 | | |
| | TCHAD | 1 | 1 | 1 | | | | | | | | |
| | HTE VOLTA | 12 | 2 | 2 | | | | | | 10 | | |
| | CÔTE D'IVOIRE | 2 | | | | | | | | 2 | | |
| | TOGO | 1 | | | | | | | | 1 | | |
| | MADAGASC | 2 | 2 | 2 | | | | | | | | |
| TONNES | ALGERIE | 15 | 15 | 15 | | | | | | | | |
| TONNES | MALI | 14 | | | | | | | | 14 | | |
| TONNES | TCHAD | 1 | 1 | 1 | | | | | | | | |
| TONNES | HTE VOLTA | 311 | 36 | 36 | | | | | | 275 | | |

Werte : 1000 \$ — Mengen : Tonnen falls nicht anders vermerkt (Abkürzungen siehe Anhang)
Einheitswerte : \$ je ausgewiesener Mengeneinheit — Y : siehe im Anhang Anmerkungen zu den Waren

Valeurs : 1000 \$ — Quantités : Tonnes sauf indication contraire (Voir abréviations en Annexe)
Valeurs unitaires : \$ par unité de quantité indiquée — Y : voir notes par produits en Annexe

import

1961

Tab. 1

| Einheit Unité | Ursprung Origine | WELT MONDE | EWG CEE | darunter : dont : | | | | | AOM | DRITTE LÄNDER PAYS TIERS | darunter : dont : | |
|------------------|------------------------------|--------------------------------|------------|-------------------|----------|--------------------------------|---------------------|--------|-----|-----------------------------------|-------------------|------------------------|
| | | | | France | U.E.B.L. | Nederland | Deutschland (BR) | Italia | | | USA | G. Britan. Roy. Uni |
| | EINFUHRLÄNDER IMPORTATEUR | | | | | | | | | | | |
| TONNES | C IVOIRE | 60 | | | | | | | | 60 | | |
| TONNES | TOGO | 32 | | | | | | | | 32 | | |
| TONNES | MADAGASC | 56 | 56 | 56 | | | | | | | | |
| VAL UNIT | ALGERIE | 67 | 67 | 67 | | | | | | | | |
| | MALI | 71 | | | | | | | | 71 | | |
| | TCHAD | 1000 | 1000 | 1000 | | | | | | | | |
| | HTE VOLTA | 39 | 56 | 56 | | | | | | 36 | | |
| | C IVOIRE | 33 | | | | | | | | 33 | | |
| | TOGO | 31 | | | | | | | | 31 | | |
| | MADAGASC | 36 | 36 | 36 | | | | | | | | |
| Y | 283 | MINER ET CONC NON FERREUX BASE | | | | UNEDLE NE METALLERZE U KONZENT | | | | | | |
| 1000 DOL | ALGERIE | 246 | 10 | 10 | | | | | 3 | 233 | | |
| | SENEGAL | 14 | 14 | 14 | | | | | | | | |
| | C IVOIRE | 19 | 17 | 6 | | 11 | | | 3 | 1 | | |
| | TOGO | 1 | 1 | 1 | | | | | | | | |
| | CAMEROUN | 1 | 1 | 1 | | | | | | | | |
| | CONGO BRA | 3 | 3 | 2 | | | | 1 | | | | |
| | MADAGASC | 8 | 8 | 8 | | | | | | | | |
| TONNES | ALGERIE | 4906 | 2502 | 2502 | | | | | 67 | 2337 | | |
| TONNES | SENEGAL | 13 | 13 | 13 | | | | | | | | |
| TONNES | C IVOIRE | 127 | 27 | 7 | | 20 | | | 99 | 1 | | |
| TONNES | TOGO | 1 | 1 | 1 | | | | | | | | |
| TONNES | CAMEROUN | 1 | 1 | 1 | | | | | | | | |
| TONNES | CONGO BRA | 2 | 2 | 2 | | | | | | | | |
| TONNES | MADAGASC | 8 | 8 | 8 | | | | | | | | |
| VAL UNIT | ALGERIE | 50 | 4 | 4 | | | | | 45 | 100 | | |
| | SENEGAL | 1077 | 1077 | 1077 | | | | | | | | |
| | C IVOIRE | 150 | 630 | 857 | | 550 | | | 30 | 1000 | | |
| | TOGO | 1000 | 1000 | 1000 | | | | | | | | |
| | CAMEROUN | 1000 | 1000 | 1000 | | | | | | | | |
| | CONGO BRA | 1500 | 1500 | 1000 | | | | | | | | |
| | MADAGASC | 1000 | 1000 | 1000 | | | | | | | | |
| Y | 284 | DECHETS DE METAUX NON FERREUX | | | | ABFAELLE VON NE METALLEN | | | | | | |
| 1000 DOL | ALGERIE | 2 | 2 | 2 | | | | | | | | |
| | CONGO BRA | 1 | | | | | | | | 1 | | |
| TONNES | ALGERIE | 4 | 4 | 4 | | | | | | | | |
| TONNES | CONGO BRA | 1 | | | | | | | | 1 | | |
| VAL UNIT | ALGERIE | 500 | 500 | 500 | | | | | | | | |
| | CONGO BRA | 1000 | | | | | | | | 1000 | | |
| | 291 | MAT BRUTES ORIG ANIMALE NDA | | | | ROHSTOFFE TIER URSPRUNGS A N G | | | | | | |
| 1000 DOL | ALGERIE | 83 | 64 | 56 | 8 | | | | | 19 | | |
| | TCHAD | 1 | | | | | | | | 1 | | |
| | SENEGAL | 7 | 7 | 7 | | | | | | | | |
| | HTE VOLTA | 2 | | | | | | | | 2 | | |
| | C IVOIRE | 14 | 12 | 12 | | | | | | 2 | | |
| | DAHOMY | 1 | 1 | 1 | | | | | | | | |
| | CAMEROUN | 2 | 2 | 2 | | | | | | | | |
| | GABON | 2 | 2 | 2 | | | | | | | | |
| | CONGO BRA | 11 | 11 | 10 | | 1 | | | | | | |
| | SOMALIE | 1 | 1 | | | | | 1 | | | | |
| | MADAGASC | 10 | 10 | 10 | | | | | | | | |
| | ST P MIO | 3 | | | | | | | | 3 | | |
| | N CALEDO | 6 | 5 | 5 | | | | | 1 | | | |
| | POLYNESIE | 5 | 1 | 1 | | | | | | 4 | | |
| TONNES | ALGERIE | 302 | 221 | 188 | 33 | | | | | 81 | | |
| TONNES | TCHAD | | | | | | | | | | | |
| TONNES | SENEGAL | 7 | 7 | 7 | | | | | | | | |
| TONNES | HTE VOLTA | 23 | | | | | | | | 23 | | |
| TONNES | C IVOIRE | 21 | 16 | 16 | | | | | | 5 | | |
| TONNES | DAHOMY | 3 | | | | | | | | 3 | | |
| TONNES | CAMEROUN | 1 | 1 | 1 | | | | | | | | |
| TONNES | GABON | 1 | 1 | 1 | | | | | | | | |
| TONNES | CONGO BRA | 15 | 15 | 15 | | | | | | | | |
| TONNES | SOMALIE | | | | | | | | | | | |
| TONNES | MADAGASC | 3 | 3 | 3 | | | | | | | | |
| TONNES | ST P MIO | 17 | | | | | | | | 17 | | |
| TONNES | N CALEDO | 1 | 1 | 1 | | | | | | | | |
| TONNES | POLYNESIE | 3 | 1 | 1 | | | | | | 2 | | |
| VAL UNIT | ALGERIE | 275 | 290 | 298 | 242 | | | | | 235 | | |
| | TCHAD | | | | | | | | | | | |
| | SENEGAL | 1000 | 1000 | 1000 | | | | | | | | |
| | HTE VOLTA | 87 | | | | | | | | 87 | | |
| | C IVOIRE | 667 | 750 | 750 | | | | | | 400 | | |
| | DAHOMY | 333 | | | | | | | | | | |
| | CAMEROUN | 2000 | 2000 | 2000 | | | | | | | | |
| | GABON | 2000 | 2000 | 2000 | | | | | | | | |

Werte : 1000 \$ — Mengen : Tonnen falls nicht anders vermerkt (Abkürzungen siehe Anhang)
Einheitswerte : \$ je ausgewiesener Mengeneinheit — Y : siehe im Anhang Anmerkungen zu den Waren

Valeurs : 1000 \$ — Quantités : Tonnes sauf indication contraire (Voir abréviations en Annexe)
Valeurs unitaires : \$ par unité de quantité indiquée — Y : voir notes par produits en Annexe

import

1961

Tab. 1

| Einheit Unité | Ursprung Origine | WELT MONDE | EWG CEE | darunter : dont : | | | | | A O M | DRITTE LÄNDER PAYS TIERS | darunter : dont : | |
|------------------|----------------------------------|---------------|------------|-------------------|----------|-----------|---------------------|--------|-------|-----------------------------------|-------------------|-------------------------|
| | | | | France | U.E.B.L. | Nederland | Deutschland (BR) | Italia | | | USA | G. Britan. Roy. Uni. |
| | EINFUHRLÄNDER IMPORTATEUR | | | | | | | | | | | |
| | CONGO BRA | 733 | 733 | 667 | | | | | | | | |
| | SOMALIE | | | | | | | | | | | |
| | MADAGASC | 3333 | 3333 | 3333 | | | | | | | | |
| | ST P MIQ | 176 | | | | | | | | 176 | | |
| | N CALEDO | 6000 | 5000 | 5000 | | | | | | | | |
| | POLYNESIE | 1667 | 1000 | 1000 | | | | | | 2000 | | |
| | 292 MAT BRUTES ORIG VEGETALE NDA | | | | | | | | | | | |
| | 1000 DOL | | | | | | | | | | | |
| | ALGERIE | 3539 | 2152 | 2082 | 1 | 20 | 14 | 35 | 35 | 1352 | 4 | 3 |
| | MAURITAN | 12 | 9 | 9 | | | | | 1 | 2 | | |
| | MALI | 784 | 11 | 11 | | | | | 755 | 189 | | |
| | NIGER | 391 | 2 | 2 | | | | | | 389 | | |
| | TCHAD | 524 | 55 | 55 | | | | | 13 | 456 | | |
| | SENEGAL | 184 | 84 | 74 | | 10 | | | | 100 | | |
| | HTE VOLTA | 257 | 4 | 4 | | | | | | 253 | | |
| | C IVOIRE | 135 | 50 | 50 | | | | | 13 | 72 | | |
| | TOGO | 287 | 1 | 1 | | | | | | 186 | | |
| | DAHOMY | 57 | 7 | 7 | | | | | 25 | 25 | | |
| | CAMEROUN | 122 | 59 | 59 | | | | | 6 | 57 | | |
| | CENTRAFR | 36 | 13 | 12 | 1 | | | | 23 | | | |
| | GABON | 18 | 11 | 11 | | | | | 2 | 5 | | |
| | CONGO BRA | 68 | 33 | 32 | | 1 | | | 13 | 22 | 4 | |
| | SOMALIE | 29 | 6 | | | | | 6 | | 23 | | |
| | MADAGASC | 55 | 51 | 48 | | 1 | 2 | | 3 | 1 | | |
| | COMORES | 1 | 1 | 1 | | | | | | | | |
| | N CALEDO | 51 | 23 | 23 | | | | | 8 | 20 | | |
| | POLYNESIE | 26 | 8 | 6 | | 2 | | | | 18 | 3 | |
| | TONNES | | | | | | | | | | | |
| | ALGERIE | 7040 | 4168 | 3897 | 5 | 21 | 100 | 145 | 91 | 2781 | 3 | 8 |
| | MAURITAN | 24 | 8 | 8 | | | | | 1 | 15 | | |
| | MALI | 10169 | 24 | 24 | | | | | 9933 | 212 | | |
| | NIGER | 3409 | 8 | 8 | | | | | | 3401 | | |
| | TCHAD | 1003 | 101 | 101 | | | | | 26 | 876 | | |
| | SENEGAL | 773 | 53 | 49 | | 4 | | | | 720 | | |
| | HTE VOLTA | 6188 | 6 | 6 | | | | | | 6182 | | |
| | C IVOIRE | 779 | 22 | 22 | | | | | 15 | 742 | | |
| | TOGO | 659 | | | | | | | | 412 | | |
| | DAHOMY | 313 | 2 | 2 | | | | | 110 | 201 | | |
| | CAMEROUN | 287 | 20 | 20 | | | | | 19 | 248 | | |
| | CENTRAFR | 58 | 8 | 6 | 2 | | | | 49 | 1 | | |
| | GABON | 56 | 5 | 5 | | | | | 5 | 46 | | |
| | CONGO BRA | 182 | 32 | 32 | | | | | 37 | 113 | 4 | |
| | SOMALIE | 166 | 30 | | | | | | | 136 | | |
| | MADAGASC | 64 | 39 | 33 | | 1 | 5 | 30 | 24 | 1 | | |
| | COMORES | 3 | 2 | 2 | | | | | | 1 | | |
| | N CALEDO | 96 | 20 | 20 | | | | | 39 | 37 | | |
| | POLYNESIE | 14 | 7 | 5 | | 2 | | | | 7 | 1 | |
| | VAL UNIT | | | | | | | | | | | |
| | ALGERIE | 503 | 516 | 534 | 200 | 952 | 140 | 241 | 385 | 486 | 1333 | 375 |
| | MAURITAN | 500 | 1125 | 1125 | | | | | 1000 | 133 | | |
| | MALI | 77 | 458 | 458 | | | | | 76 | 85 | | |
| | NIGER | 115 | 250 | 250 | | | | | | 114 | | |
| | TCHAD | 522 | 545 | 545 | | | | | 500 | 521 | | |
| | SENEGAL | 238 | 1585 | 1510 | | 2500 | | | | 139 | | |
| | HTE VOLTA | 42 | 667 | 667 | | | | | | 41 | | |
| | C IVOIRE | 173 | 2273 | 2273 | | | | | 867 | 97 | | |
| | TOGO | 436 | | | | | | | | 451 | | |
| | DAHOMY | 182 | 3500 | 3500 | | | | | 227 | 124 | | |
| | CAMEROUN | 425 | 2950 | 2950 | | | | | 316 | 230 | | |
| | CENTRAFR | 621 | 1625 | 2000 | 500 | | | | 469 | | | |
| | GABON | 321 | 2200 | 2200 | | | | | 400 | 109 | | |
| | CONGO BRA | 374 | 1031 | 1000 | | | | | 351 | 195 | 1000 | |
| | SOMALIE | 175 | 200 | | | | | | | 169 | | |
| | MADAGASC | 859 | 1308 | 1455 | | 1000 | 400 | 200 | 125 | 1000 | | |
| | COMORES | 333 | 500 | 500 | | | | | | | | |
| | N CALEDO | 531 | 1150 | 1150 | | | | | 205 | 541 | | |
| | POLYNESIE | 1857 | 1143 | 1200 | | 1000 | | | | 2571 | 3000 | |
| | 3 PRODUITS ENERGETIQUES | | | | | | | | | | | |
| | 1000 DOL | | | | | | | | | | | |
| | ALGERIE | 82014 | 77143 | 75124 | 13 | 432 | 583 | 991 | 500 | 4371 | 111 | 31 |
| | MAURITAN | 784 | 378 | 378 | | | | | 80 | 229 | 24 | 1 |
| | MALI | 1779 | 631 | 595 | | 31 | 1 | 4 | 11 | 1137 | 92 | 1 |
| | NIGER | 972 | 132 | 111 | | 15 | 5 | 20 | 11 | 804 | 239 | |
| | TCHAD | 2710 | 104 | 84 | | 15 | 3 | | 2 | 2604 | 383 | 6 |
| | SENEGAL | 7548 | 2391 | 1431 | | 850 | 5 | 107 | | 5157 | 150 | 47 |
| | HTE VOLTA | 1265 | 294 | 293 | 1 | | | | 1 | 970 | 17 | 137 |
| | C IVOIRE | 8017 | 2387 | 2380 | | 5 | 2 | | 20 | 5608 | 47 | 9 |
| | TOGO | 1948 | 274 | 259 | 15 | | | | 24 | 1650 | 75 | |
| | DAHOMY | 2138 | 421 | 360 | | 1 | | 60 | 80 | 1635 | 4 | 2 |
| | CAMEROUN | 7104 | 2291 | 1295 | 100 | 95 | 774 | 27 | 6 | 4807 | 976 | 32 |
| | CENTRAFR | 1421 | 76 | 74 | | 2 | | | 1 | 1344 | 470 | 2 |
| | GABON | 2201 | 754 | 677 | | 73 | 4 | | 26 | 1421 | 172 | 1 |
| | CONGO BRA | 4626 | 1056 | 918 | 58 | 30 | 11 | 39 | 32 | 3538 | 404 | 6 |
| | CF SOMAL | 381 | 9 | 7 | 2 | | | | | 77 | 32 | 10 |
| | SOMALIE | 858 | 29 | | | | | 29 | | 829 | 74 | |
| | MADAGASC | 5499 | 467 | 460 | | 5 | 2 | | 3 | 5029 | 68 | 101 |
| | REUNION | 1309 | 159 | 157 | | 2 | | | 1 | 1149 | 15 | 29 |
| | COMORES | 205 | 6 | 6 | | | | | 8 | 191 | 1 | 1 |
| | ST P MIQ | 1084 | 14 | 14 | | | | | | 1070 | 85 | |

Werte : 1000 \$ — Mengen : Tonnen falls nicht anders vermerkt (Abkürzungen siehe Anhang)
Einheitswerte : \$ je ausgewiesener Mengeneinheit — Y : siehe im Anhang Anmerkungen zu den Waren

Valeurs : 1000 \$ — Quantités : Tonnes sauf indication contraire (Voir abréviations en Annexe)
Valeurs unitaires : \$ par unité de quantité indiquée — Y : voir notes par produits en Annexe

Tab. 1

import

1961

| Einheit Unité | Ursprung Origine | WELT MONDE | EWG CEE | darunter : dont : | | | | | AOM | DRITTE LÄNDER PAYS TIERS | darunter : dont : | |
|------------------|------------------------------|-----------------------------|-------------------------------|-------------------|----------|-----------|---------------------|--------|-------|-----------------------------------|-------------------|------------------------|
| | | | | France | U.E.B.L. | Nederland | Deutschland (BR) | Italia | | | USA | G. Britan. Roy. Uni |
| | EINFUHRLÄNDER IMPORTATEUR | | | | | | | | | | | |
| | GUADELOUP | 3539 | 43 | 27 | | 16 | | | | 3496 | 228 | 17 |
| | MARTINIK | 3165 | 30 | 17 | | 13 | | | | 3135 | 306 | 7 |
| | CUYANE | 525 | 26 | 26 | | | | | 11 | 488 | 122 | |
| | N. CALEDON | 8399 | 3620 | 112 | | 5 | 3503 | | | 4779 | 128 | |
| | POLYNESIE | 1452 | 53 | 53 | | | | | | 1399 | 1391 | |
| | 321 | CHARBON COKES ET AGGLOMERES | | | | | | | | | | |
| | 1000 DOL | | | | | | | | | | | |
| | ALGERIE | 3933 | 1973 | 1392 | | | 581 | | 118 | 1842 | | |
| | MAURITAN | 4 | 4 | 4 | | | | | | | | |
| | MALI | 1 | 1 | 1 | | | | | | | | |
| | NIGER | 12 | | | | | | | | 12 | | |
| | SENEGAL | 18 | 18 | 18 | | | | | | | | |
| | CIVOIRE | 12 | 12 | 11 | | | 1 | | | | | |
| | TOGO | 21 | 2 | 2 | | | | | | 19 | | |
| | DAHOMY | 4 | 4 | 4 | | | | | | | | |
| | CAMEROUN | 68 | 68 | 68 | | | | | | | | |
| | GABON | 1 | 1 | 1 | | | | | | | | |
| | CONGO BRA | 5 | 5 | 5 | | | | | | | | |
| | CF SOMAL | 16 | | | | | | | | 16 | | |
| | MADAGASC | 71 | 3 | 3 | | | | | 3 | 65 | | |
| | ST PHIL | 195 | | | | | | | | 195 | 85 | |
| | N. CALEDON | 5284 | 3495 | | | | 3495 | | | 1789 | | |
| | POLYNESIE | 1 | 1 | 1 | | | | | | | | |
| | TONNES | 210621 | 114675 | 81464 | | | 33211 | | 6294 | 89652 | | |
| | MAURITAN | 99 | 99 | 99 | | | | | | | | |
| | MALI | 30 | 30 | 30 | | | | | | | | |
| | NIGER | 696 | | | | | | | | 696 | | |
| | SENEGAL | 378 | 378 | 378 | | | | | | | | |
| | CIVOIRE | 239 | 240 | 220 | | | 20 | | | 1 | | |
| | TOGO | 575 | 34 | 34 | | | | | | 541 | | |
| | DAHOMY | 60 | 60 | 60 | | | | | | | | |
| | CAMEROUN | 992 | 992 | 992 | | | | | | | | |
| | GABON | 15 | 15 | 15 | | | | | | | | |
| | CONGO BRA | 97 | 96 | 96 | | | | | | | | |
| | CF SOMAL | 438 | | | | | | | | 1 | | |
| | MADAGASC | 4760 | 43 | 43 | | | | | 51 | 438 | | |
| | ST PHIL | 10073 | | | | | | | | 4666 | | |
| | N. CALEDON | 270129 | 130083 | | | | 130083 | | | 10073 | 4523 | |
| | POLYNESIE | 25 | 25 | 25 | | | | | | 140046 | | |
| | VAL UNIT | | | | | | | | | | | |
| | ALGERIE | 19 | 17 | 17 | | | 17 | | 19 | 21 | | |
| | MAURITAN | 40 | 40 | 40 | | | | | | | | |
| | MALI | 33 | 33 | 33 | | | | | | | | |
| | NIGER | 17 | | | | | | | | 17 | | |
| | SENEGAL | 48 | 48 | 48 | | | | | | | | |
| | CIVOIRE | 50 | 50 | 50 | | | 50 | | | | | |
| | TOGO | 37 | 59 | 59 | | | | | | 35 | | |
| | DAHOMY | 67 | 67 | 67 | | | | | | | | |
| | CAMEROUN | 69 | 69 | 69 | | | | | | | | |
| | GABON | 67 | 67 | 67 | | | | | | | | |
| | CONGO BRA | 52 | 52 | 52 | | | | | | | | |
| | CF SOMAL | 37 | | | | | | | | 37 | | |
| | MADAGASC | 15 | 70 | 70 | | | | | 59 | 14 | | |
| | ST PHIL | 19 | | | | | | | | 19 | 19 | |
| | N. CALEDON | 20 | 27 | | | | 27 | | | 13 | | |
| | POLYNESIE | 40 | 40 | 40 | | | | | | | | |
| | Y | 331 | PETROLES BRUTS ET PART RAFFIN | | | | | | | | | |
| | 1000 DOL | | | | | | | | | | | |
| | ALGERIE | 382 | | | | | | | 382 | | | |
| | MAURITAN | 1 | | | | | | | | | | |
| | TCHAD | 7 | | | | | | | | 7 | | |
| | HTE VOLTA | 2 | | | | | | | | 2 | | |
| | CAMEROUN | 10 | | | | | | | | 10 | 9 | |
| | CONGO BRA | 18 | 1 | 1 | | | | | | 17 | | |
| | COMORES | 11 | | | | | | | 5 | 6 | | |
| | TONNES | 18849 | | | | | | | 18849 | | | |
| | MAURITAN | 8 | | | | | | | | 2 | | |
| | TCHAD | 75 | | | | | | | | 75 | | |
| | HTE VOLTA | 10 | | | | | | | | 10 | | |
| | CAMEROUN | 92 | | | | | | | | 92 | 92 | |
| | CONGO BRA | 224 | 4 | 4 | | | | | | 220 | | |
| | COMORES | 139 | | | | | | | 58 | 81 | | |
| | VAL UNIT | | | | | | | | 20 | | | |
| | ALGERIE | 20 | | | | | | | | | | |
| | MAURITAN | 125 | | | | | | | | | | |
| | TCHAD | 93 | | | | | | | | 93 | | |
| | HTE VOLTA | 200 | | | | | | | | 200 | | |
| | CAMEROUN | 109 | | | | | | | | 109 | 98 | |
| | CONGO BRA | 80 | 250 | 250 | | | | | | 77 | | |
| | COMORES | 79 | | | | | | | 86 | 74 | | |
| | Y | 332 | PRODUITS DERIVES DU PETROLE | | | | | | | | | |
| | 1000 DOL | | | | | | | | | | | |
| | ALGERIE | 74519 | 72313 | 70875 | 13 | 432 | 2 | 991 | | 2206 | 111 | 31 |
| | MAURITAN | 760 | 357 | 357 | | | | | 80 | 230 | 24 | 1 |
| | MALI | 1748 | 600 | 564 | | 31 | 1 | 4 | 11 | 1137 | 92 | 1 |

Werte : 1000 \$ — Mengen : Tonnen falls nicht anders vermerkt (Abkürzungen siehe Anhang)
Einheitswerte : \$ je ausgewiesener Mengeneinheit — Y : siehe im Anhang Anmerkungen zu den Waren

Valeurs : 1000 \$ — Quantités : Tonnes sauf indication contraire (Voir abréviations en Annexe)
Valeurs unitaires : \$ par unité de quantité indiquée — Y : voir notes par produits en Annexe

import

1961

Tab. 1

| Einheit Unité | Ursprung Origine | WELT MONDE | EWG CEE | darunter : dont : | | | | | AOM | DRITTE LÄNDER PAYS TIERS | darunter : dont : | | |
|------------------|------------------------------|-----------------------------|------------|-------------------|----------|--------------------------|---------------------|--------|------|-----------------------------------|-------------------|------------------------|------|
| | | | | France | U.E.B.L. | Nederland | Deutschland (BR) | Italia | | | USA | G. Britan. Roy. Uni | |
| | EINFUHRLÄNDER IMPORTATEUR | | | | | | | | | | | | |
| | NIGER | 936 | 112 | 91 | 1 | | | 20 | 11 | 788 | 239 | | |
| | TCHAD | 2684 | 90 | 70 | | 15 | 5 | | | 2594 | 383 | 6 | |
| | SENEGAL | 7318 | 2161 | 1201 | | 850 | 3 | 107 | | 5157 | 150 | 47 | |
| | HTE VOLTA | 1244 | 276 | 275 | | | | | | 968 | 17 | 137 | |
| | C IVOIRE | 7860 | 2230 | 2224 | | | | | 20 | 5608 | 47 | 9 | |
| | TOGO | 1901 | 254 | 239 | | 15 | | | | 1631 | 75 | | |
| | DAHOMÉY | 2095 | 389 | 328 | | | | | 74 | 1630 | 4 | 2 | |
| | CAMEROUN | 6927 | 2149 | 1153 | | 100 | 95 | 774 | 27 | 5 | 4773 | 967 | 9 |
| | CENTRAFR | 1419 | 74 | 72 | | 2 | | | | 1 | 1344 | 470 | 2 |
| | GABON | 2085 | 659 | 650 | | 6 | 3 | | | 4 | 1422 | 172 | 1 |
| | CONGO BRA | 4455 | 904 | 800 | | 25 | 30 | 11 | 38 | 30 | 3521 | 404 | 6 |
| | CF SOMAL | 365 | 9 | 7 | | | | | | | 61 | 32 | 10 |
| | SOMALIE | 841 | 12 | | | | | | 12 | | 829 | 74 | |
| | MADAGASC | 5242 | 366 | 359 | | 5 | 2 | | | | 4876 | 68 | 101 |
| | REUNION | 1309 | 159 | 157 | | 2 | | | | 1 | 1149 | 15 | 29 |
| | COMORES | 186 | 2 | 2 | | | | | | 1 | 183 | 1 | 1 |
| | ST P MIO | 877 | 5 | 5 | | | | | | | 872 | | |
| | GUADELOUP | 3539 | 43 | 27 | | | 16 | | | | 3496 | 228 | 17 |
| | MARTINIQ | 3094 | 29 | 16 | | | 13 | | | | 3065 | 306 | 7 |
| | GUYANE | 489 | 4 | 4 | | | | | | | 485 | 122 | |
| | N CALEDO | 2942 | 27 | 22 | | 5 | | | | | 2915 | 111 | |
| | POLYNESIE | 1397 | 48 | 48 | | | | | | | 1349 | 1341 | |
| TONNES | ALGERIE | 2177896 | 2097583 | 2051130 | 73 | 19073 | 8 | 27299 | | | 80313 | 1276 | 243 |
| TONNES | MAURITAN | 15711 | 8106 | 8106 | | | | | | 591 | 4247 | 300 | 6 |
| TONNES | MALI | 212021 | 11458 | 10875 | | 459 | 5 | 119 | | 158 | 200405 | 2229 | 5 |
| TONNES | NIGER | 18760 | 1283 | 785 | | 5 | | 493 | | 66 | 16905 | 4420 | |
| TONNES | TCHAD | 20082 | 603 | 510 | | | 48 | 45 | | | 19479 | 2740 | 19 |
| TONNES | SENEGAL | 230301 | 66265 | 19318 | | | 42871 | 40 | 4036 | | 164036 | 2111 | 2104 |
| TONNES | HTE VOLTA | 31724 | 4355 | 4354 | | | 1 | | | | 27369 | 323 | 4033 |
| TONNES | C IVOIRE | 193554 | 37316 | 37297 | | | 16 | 3 | | 475 | 155689 | 274 | 15 |
| TONNES | TOGO | 31305 | 2078 | 2051 | | 27 | | | | | 29158 | 782 | |
| TONNES | DAHOMÉY | 43141 | 6045 | 4673 | | 19 | | 1353 | | 430 | 36640 | 37 | 9 |
| TONNES | CAMEROUN | 144349 | 36456 | 19094 | 807 | 2394 | 12928 | 1233 | | 24 | 107869 | 18759 | 62 |
| TONNES | CENTRAFR | 29433 | 313 | 309 | | 4 | | | | 24 | 29096 | 9359 | 10 |
| TONNES | GABON | 40284 | 7443 | 7404 | 22 | 17 | | | | 17 | 32824 | 1727 | 6 |
| TONNES | CONGO BRA | 93588 | 13552 | 10828 | 110 | 523 | 426 | 1665 | | 308 | 79728 | 3293 | 39 |
| TONNES | CF SOMAL | 8975 | 36 | 28 | | 8 | | | | | 394 | 176 | 75 |
| TONNES | SOMALIE | 19851 | 53 | | | | | 53 | | | 19798 | 221 | |
| TONNES | MADAGASC | 125727 | 2101 | 2067 | | 28 | 6 | | | | 123626 | 330 | 426 |
| TONNES | REUNION | 31016 | 832 | 811 | | 21 | | | | 5 | 30179 | 79 | 160 |
| TONNES | COMORES | 3070 | 11 | 11 | | | | | | 4 | 3055 | 4 | 4 |
| TONNES | ST P MIO | 22631 | 58 | 58 | | | | | | | 22573 | | |
| TONNES | GUADELOUP | 62998 | 299 | 253 | | 46 | | | | | 62699 | 805 | 59 |
| TONNES | MARTINIQ | 61483 | 110 | 66 | | 44 | | | | | 61373 | 1455 | 20 |
| TONNES | GUYANE | 7941 | 11 | 11 | | | | | | | 7930 | 1446 | |
| TONNES | N CALEDO | 120804 | 221 | 163 | | 58 | | | | | 120583 | 451 | |
| TONNES | POLYNESIE | 23465 | 694 | 694 | | | | | | | 22771 | 22712 | |
| VAL UNIT | ALGERIE | 34 | 34 | 35 | 178 | 23 | 250 | 36 | | | 27 | 87 | 128 |
| | MAURITAN | 48 | 44 | 44 | | | | | 135 | | 54 | 80 | 167 |
| | MALI | 8 | 52 | 52 | | 68 | 200 | 34 | | 70 | 6 | 41 | 200 |
| | NIGER | 50 | 87 | 116 | | 116 | 41 | 167 | | 47 | 54 | 54 | |
| | TCHAD | 134 | 149 | 137 | | 313 | 111 | | | | 133 | 140 | 316 |
| | SENEGAL | 32 | 33 | 62 | | 20 | 75 | 27 | | | 31 | 71 | 22 |
| | HTE VOLTA | 39 | 63 | 63 | 1000 | | | | | | 35 | 53 | 34 |
| | C IVOIRE | 41 | 60 | 60 | | 313 | 333 | | | 42 | 36 | 172 | 600 |
| | TOGO | 61 | 122 | 117 | | 556 | | | | | 56 | 96 | |
| | DAHOMÉY | 49 | 64 | 70 | | | 53 | 44 | | 232 | 44 | 108 | 222 |
| | CAMEROUN | 48 | 59 | 60 | 124 | 40 | 60 | 22 | | 208 | 44 | 52 | 145 |
| | CENTRAFR | 48 | 236 | 233 | 500 | | | | | 42 | 46 | 50 | 200 |
| | GABON | 52 | 89 | 88 | 273 | 176 | | | | 235 | 43 | 100 | 167 |
| | CONGO BRA | 48 | 67 | 74 | 227 | 57 | 26 | 23 | | 97 | 44 | 123 | 154 |
| | CF SOMAL | 41 | 250 | 250 | 250 | | | | | | 155 | 182 | 133 |
| | SOMALIE | 42 | 226 | | | | | 226 | | | 42 | 335 | |
| | MADAGASC | 42 | 174 | 174 | | 179 | 333 | | | | 39 | 206 | 237 |
| | REUNION | 42 | 191 | 194 | | 95 | | | | 200 | 38 | 190 | 181 |
| | COMORES | 61 | 182 | 182 | | | | | | 250 | 60 | 250 | 250 |
| | ST P MIO | 39 | 86 | 86 | | | | | | | 39 | | |
| | GUADELOUP | 56 | 144 | 107 | | 348 | | | | | 56 | 283 | 288 |
| | MARTINIQ | 50 | 264 | 242 | | 295 | | | | | 50 | 210 | 350 |
| | GUYANE | 62 | 364 | 364 | | | | | | | 61 | 84 | |
| | N CALEDO | 24 | 122 | 135 | | 86 | | | | | 24 | 246 | |
| | POLYNESIE | 60 | 69 | 69 | | | | | | | 59 | 59 | |
| Y | 341 | GAZ NATURELS ET GAZ D USINE | | | | ERDGAS UND INDUSTRIEGASE | | | | | | | |
| 1000 DOL | ALGERIE | 3120 | 2857 | 2857 | | | | | | | 263 | | |
| | MAURITAN | 19 | 17 | 17 | | | | | | | 1 | | |
| | MALI | 30 | 30 | 30 | | | | | | | | | |
| | NIGER | 24 | 20 | 20 | | | | | | | 4 | | |
| | TCHAD | 19 | 14 | 14 | | | | | | | 3 | | |
| | SENEGAL | 212 | 212 | 212 | | | | | | | | | |
| | HTE VOLTA | 19 | 18 | 18 | | | | | | 1 | | | |
| | C IVOIRE | 145 | 145 | 145 | | | | | | | | | |
| | TOGO | 26 | 18 | 18 | | | | | | 8 | | | |
| | DAHOMÉY | 39 | 28 | 28 | | | | | | 6 | | 5 | |
| | CAMEROUN | 99 | 74 | 74 | | | | | | 1 | 24 | | 23 |
| | CENTRAFR | 2 | 2 | 2 | | | | | | | | | |
| | GABON | 115 | 94 | 26 | 67 | 1 | | | | 22 | 1 | | |
| | CONGO BRA | 148 | 146 | 112 | 33 | | | | | 2 | | | |
| | SOMALIE | 17 | 17 | | | | | 17 | | | | | |
| | MADAGASC | 186 | 98 | 98 | | | | | | | 88 | | |
| | COMORES | 8 | 4 | 4 | | | | | | 2 | 2 | | |

Werte : 1000 \$ — Mengen : Tonnen falls nicht anders vermerkt (Abkürzungen siehe Anhang)
 Einheitswerte : \$ je ausgewiesener Mengeneinheit — Y : siehe im Anhang Anmerkungen zu den Waren

Valeurs : 1000 \$ — Quantités : Tonnes sauf indication contraire (Voir abréviations en Annexe)
 Valeurs unitaires : \$ par unité de quantité indiquée — Y : voir notes par produits en Annexe

Tab. 1

import

1961

| Einheit Unité | Ursprung Origine | WELT MONDE | EWG CEE | darunter: dont: | | | | | AOM | DRITTE LÄNDER PAYS TIERS | darunter: dont: | |
|------------------|-----------------------|---------------------------|--------------------------------------|-----------------|----------|-----------|---------------------|--------|-----|-----------------------------------|-----------------|------------------------|
| | | | | France | U.E.B.L. | Nederland | Deutschland (BR) | Italia | | | USA | G. Britan. Roy. Uni |
| | EINFUHR-LÄNDER | | | | | | | | | | | |
| | IMPORTATEUR | | | | | | | | | | | |
| | ST P MIQ | 12 | 9 | 9 | | | | | | 3 | | |
| | MARTINIQ | 71 | 1 | 1 | | | | | | 70 | | |
| | GUYANE | 36 | 22 | 22 | | | | | 11 | 3 | | |
| | N CALEDO | 173 | 98 | 90 | | | 8 | | | 75 | 17 | |
| | POLYNESIE | 54 | 4 | 4 | | | | | | 50 | 50 | |
| TONNES | ALGERIE | 60909 | 57666 | 57666 | | | | | | 3243 | | |
| TONNES | MAURITAN | 96 | 83 | 83 | | | | | | | | |
| TONNES | MALI | 195 | 195 | 195 | | | | | | | | |
| TONNES | NIGER | 135 | 121 | 121 | | | | | | 14 | | |
| TONNES | TCHAD | 40 | 29 | 29 | | | | | 4 | 7 | | |
| TONNES | SENEGAL | 2132 | 2132 | 2132 | | | | | | | | |
| TONNES | HTE VOLTA | 182 | 175 | 175 | | | | | 6 | 1 | | |
| TONNES | C IVOIRE | 1276 | 1276 | 1276 | | | | | | | | |
| TONNES | TOGO | 95 | 72 | 72 | | | | | 22 | 1 | | |
| TONNES | DAHOMEY | 169 | 136 | 136 | | | | | 9 | 24 | | |
| TONNES | CAMEROUN | 649 | 463 | 463 | | | | | 6 | 180 | | 180 |
| TONNES | CENTRAFR | 1 | 1 | 1 | | | | | | | | |
| TONNES | GABON | 304 | 252 | 85 | 161 | 6 | | | 52 | | | |
| TONNES | CONGO BRA | 1173 | 1168 | 1080 | 86 | | | | 4 | 1 | | |
| TONNES | SOMALIE | 104 | 104 | | | | | 2 | | | | |
| TONNES | MADAGASC | 1031 | 367 | 367 | | | | 104 | | 664 | | |
| TONNES | COMORES | 26 | 12 | 12 | | | | | 3 | 11 | | |
| TONNES | ST P MIQ | 31 | 15 | 15 | | | | | | 16 | | |
| TONNES | MARTINIQ | 745 | 11 | 11 | | | | | | 734 | | |
| TONNES | GUYANE | 158 | 85 | 85 | | | | | 48 | 25 | | |
| TONNES | N CALEDO | 1055 | 792 | 764 | | | 28 | | | 263 | 63 | |
| TONNES | POLYNESIE | 378 | 16 | 16 | | | | | | 362 | 362 | |
| VAL UNIT | ALGERIE | 51 | 50 | 50 | | | | | | 81 | | |
| | MAURITAN | 198 | 205 | 205 | | | | | | | | |
| | MALI | 154 | 154 | 154 | | | | | | | | |
| | NIGER | 178 | 165 | 165 | | | | | | 286 | | |
| | TCHAD | 475 | 483 | 483 | | | | | 500 | 429 | | |
| | SENEGAL | 99 | 99 | 99 | | | | | | | | |
| | HTE VOLTA | 104 | 103 | 103 | | | | | 167 | | | |
| | C IVOIRE | 114 | 114 | 114 | | | | | | | | |
| | TOGO | 274 | 250 | 250 | | | | | 364 | | | |
| | DAHOMEY | 231 | 206 | 206 | | | | | 667 | 208 | | |
| | CAMEROUN | 153 | 160 | 160 | | | | | 167 | 133 | | 128 |
| | CENTRAFR | 2000 | 2000 | 2000 | | | | | | | | |
| | GABON | 378 | 373 | 306 | 416 | 167 | | | 423 | | | |
| | CONGO BRA | 126 | 125 | 104 | 384 | | | | 500 | | | |
| | SOMALIE | 163 | 163 | | | | | | | 500 | | |
| | MADAGASC | 180 | 267 | 267 | | | | 500 | | 163 | | |
| | COMORES | 308 | 333 | 333 | | | | | 667 | | | 133 |
| | ST P MIQ | 387 | 600 | 600 | | | | | | 182 | | |
| | MARTINIQ | 95 | 91 | 91 | | | | | | 188 | | |
| | GUYANE | 228 | 259 | 259 | | | | | 229 | 120 | | |
| | N CALEDO | 164 | 124 | 118 | | | 286 | | | 285 | 270 | |
| | POLYNESIE | 143 | 250 | 250 | | | | | | 138 | 138 | |
| | 351 | ENERGIE ELECTRIQUE | | | | | | | | ELEKTRISCHER STROM | | |
| 1000 DOL | ALGERIE | 60 | | | | | | | | 60 | | |
| TONNES | ALGERIE | | | | | | | | | | | |
| VAL UNIT | ALGERIE | | | | | | | | | | | |
| | Y | 411 | CORPS GRAS D ORIGIN F ANIMALE | | | | | | | TIERISCHE FETTE UND OELE | | |
| 1000 DOL | ALGERIE | 583 | 509 | 509 | | | | | | 74 | | |
| | MALI | 20 | 19 | 19 | | | | | | 1 | | 1 |
| | NIGER | 1 | 1 | 1 | | | | | | | | |
| | TCHAD | 2 | 2 | 2 | | | | | | | | |
| | SENEGAL | 77 | 77 | 77 | | | | | | | | |
| | HTE VOLTA | 14 | 11 | 11 | | | | | | 3 | | 3 |
| | C IVOIRE | 240 | 240 | 240 | | | | | | | | |
| | TOGO | 1 | | | | | | | | 1 | | |
| | DAHOMEY | 1 | 1 | 1 | | | | | | | | |
| | CAMEROUN | 80 | 80 | 75 | | | 5 | | | | | |
| | GABON | 4 | 4 | 4 | | | | | 1 | 1 | | |
| | CONGO BRA | 3 | 3 | 2 | | | 1 | | | | | |
| | CF SOMAL | 59 | 37 | 7 | | | 30 | | | 22 | | 1 |
| | MADAGASC | 6 | 6 | 6 | | | | | | | | |
| | COMORES | 3 | 2 | | | | 2 | | 1 | | | |
| | ST P MIQ | 30 | 16 | 9 | | | 7 | | | 14 | | 8 |
| | N CALEDO | 11 | 9 | 9 | | | | | | 2 | | |
| | POLYNESIE | 1 | | | | | | | | 1 | | |
| TONNES | ALGERIE | 2757 | 2489 | 2489 | | | | | | 268 | | |
| TONNES | MALI | 93 | 90 | 90 | | | | | | 3 | | 3 |
| TONNES | NIGER | 1 | 1 | 1 | | | | | | | | |
| TONNES | TCHAD | 1 | 1 | 1 | | | | | | | | |
| TONNES | SENEGAL | 423 | 421 | 421 | | | | | | 2 | | |
| TONNES | HTE VOLTA | 65 | 50 | 50 | | | | | | 15 | | 15 |
| TONNES | C IVOIRE | 1120 | 1120 | 1120 | | | | | | | | |
| TONNES | TOGO | 1 | | | | | | | | 1 | | |
| TONNES | DAHOMEY | 4 | 4 | 4 | | | | | | | | |
| TONNES | CAMEROUN | 403 | 403 | 373 | | | 30 | | | | | |
| TONNES | GABON | 12 | 12 | 12 | | | | | | | | |

Werte: 1000 \$ — Mengen: Tonnen falls nicht anders vermerkt (Abkürzungen siehe Anhang)
 Einheitswerte: \$ je ausgewiesener Mengeneinheit — Y: siehe im Anhang Anmerkungen zu den Waren

Valeurs: 1000 \$ — Quantités: Tonnes sauf indication contraire (Voir abréviations en Annexe)
 Valeurs unitaires: \$ par unité de quantité indiquée — Y: voir notes par produits en Annexe

import

1961

Tab. 1

| Einheit Unité | Ursprung Origine | WELT MONDE | EWG CEE | darunter : dont : | | | | | AOM | DRITTE LÄNDER PAYS TIERS | darunter : dont : | |
|------------------|------------------------------------|---------------|------------|-------------------|----------|-----------|---------------------|--------|-------|-----------------------------------|-------------------|------------------------|
| | | | | France | U.E.B.L. | Nederland | Deutschland (BR) | Italia | | | USA | G. Britan. Roy. Uni |
| | EINFUHR-LÄNDER ↓ IMPORTATEUR | | | | | | | | | | | |
| TONNES | CONGO BRA | 3 | 3 | 2 | 1 | | | | | | | |
| TONNES | CF SOMAL | 152 | 121 | 9 | | 112 | | | | 31 | | 2 |
| TONNES | MADAGASC | 7 | 7 | 7 | | | | | | | | |
| TONNES | COMORES | 5 | 4 | | | 4 | | | | | | |
| TONNES | ST P MIQ | 70 | 38 | 16 | | 22 | | | 1 | 32 | 17 | |
| TONNES | N CALEDO | 18 | 14 | 14 | | | | | | 4 | | |
| TONNES | POLYNESIE | 1 | | | | | | | | 1 | | |
| VAL UNIT | ALGERIE | 211 | 204 | 204 | | | | | | 276 | | |
| | MALI | 215 | 211 | 211 | | | | | | 333 | 333 | |
| | NIGER | 1000 | 1000 | 1000 | | | | | | | | |
| | TCHAD | 2000 | 2000 | 2000 | | | | | | | | |
| | SENEGAL | 182 | 183 | 183 | | | | | | | | |
| | HTE VOLTA | 215 | 220 | 220 | | | | | | 200 | 200 | |
| | C IVOIRE | 214 | 214 | 214 | | | | | | | | |
| | TOGO | 1000 | | | | | | | | 1000 | | |
| | DAHOMY | 250 | 250 | 250 | | | | | | | | |
| | CAMEROUN | 199 | 199 | 201 | | | 167 | | | | | |
| | GABON | 333 | 333 | 333 | | | | | | | | |
| | CONGO BRA | 1000 | 1000 | 1000 | 1000 | | | | | | | |
| | CF SOMAL | 388 | 306 | 778 | | | 268 | | | 710 | | 500 |
| | MADAGASC | 857 | 857 | 857 | | | | | | | | |
| | COMORES | 600 | 500 | | | | 500 | | 1000 | | | |
| | ST P MIQ | 429 | 421 | 563 | | | 318 | | | 438 | 471 | |
| | N CALEDO | 611 | 643 | 643 | | | | | | 500 | | |
| | POLYNESIE | 1000 | | | | | | | | 1000 | | |
| Y | 421 | | | | | | | | | | | |
| | HUILES VEGETALES FIXES DOUCES | | | | | | | | | | | |
| | FETTE PFLANZL OELE MILD | | | | | | | | | | | |
| 1000 DOL | ALGERIE | 9438 | 3990 | 3982 | 8 | | | | 4840 | 608 | 9 | |
| | MAURITAN | 39 | 2 | 2 | | | | | 36 | 1 | | |
| | MALI | 71 | 10 | 10 | | | | | 60 | 1 | | |
| | NIGER | 90 | 59 | 59 | | | | | 27 | 4 | | |
| | TCHAD | 40 | 27 | 27 | | | | | 4 | 9 | | |
| | SENEGAL | 26 | 18 | 18 | | | | | 8 | | | |
| | HTE VOLTA | 5 | 4 | 4 | | | | | 2 | 1 | | |
| | C IVOIRE | 25 | 18 | 18 | | | | | 6 | 1 | | |
| | TOGO | 93 | 2 | 2 | | | | | 91 | | | |
| | DAHOMY | 150 | 9 | 9 | | | | | 141 | | | |
| | CAMEROUN | 77 | 55 | 55 | | | | | 19 | 3 | | |
| | CENTRAFR | 23 | 19 | 19 | | | | | 2 | 2 | | |
| | GABON | 60 | 41 | 41 | | | | | 18 | 1 | | |
| | CONGO BRA | 73 | 55 | 54 | | | | | 15 | 3 | | |
| | SOMALIE | 151 | 123 | | | | | | | 28 | | 1 |
| | MADAGASC | 1244 | 624 | 624 | | | | | 612 | 8 | 2 | |
| | REUNION | 633 | 156 | 156 | | | | | 451 | 26 | | |
| | GUADELOUP | 462 | 448 | 173 | 18 | 257 | | | 14 | | | |
| | MARTINIQ | 175 | 160 | 160 | | | | | 15 | | | |
| | GUYANE | 119 | 110 | 59 | 11 | 40 | | | 4 | 5 | | |
| | POLYNESIE | 174 | 53 | 49 | | 4 | | | 116 | 5 | 4 | |
| TONNES | ALGERIE | 24573 | 11535 | 11505 | 30 | | | | 11760 | 1278 | 30 | |
| TONNES | MAURITAN | 88 | 4 | 4 | | | | | 83 | 1 | | |
| TONNES | MALI | 170 | 17 | 17 | | | | | 152 | 1 | | |
| TONNES | NIGER | 330 | 261 | 261 | | | | | 60 | 9 | | |
| TONNES | TCHAD | 80 | 47 | 47 | | | | | 13 | 20 | | |
| TONNES | SENEGAL | 32 | 19 | 19 | | | | | 13 | | | |
| TONNES | HTE VOLTA | 11 | 8 | 8 | | | | | 3 | | | |
| TONNES | C IVOIRE | 29 | 21 | 21 | | | | | 7 | 1 | | |
| TONNES | TOGO | 191 | 2 | 2 | | | | | 188 | 1 | | |
| TONNES | DAHOMY | 351 | 19 | 19 | | | | | 332 | | | |
| TONNES | CAMEROUN | 115 | 70 | 70 | | | | | 57 | 8 | | |
| TONNES | CENTRAFR | 43 | 24 | 24 | | | | | 4 | 15 | | |
| TONNES | GABON | 92 | 54 | 54 | | | | | 38 | | | |
| TONNES | CONGO BRA | 107 | 73 | 71 | | | | | 30 | 4 | | |
| TONNES | SOMALIE | 252 | 170 | | | | | | | 82 | | 3 |
| TONNES | MADAGASC | 2455 | 1269 | 1269 | | | | | 1163 | 23 | 5 | |
| TONNES | REUNION | 1275 | 309 | 309 | | | | | 894 | 72 | | |
| TONNES | GUADELOUP | 1331 | 1301 | 438 | 54 | 809 | | | 30 | | | |
| TONNES | MARTINIQ | 433 | 402 | 402 | | | | | 30 | 1 | | |
| TONNES | GUYANE | 312 | 290 | 138 | 31 | 121 | | | 7 | 15 | | |
| TONNES | POLYNESIE | 337 | 103 | 95 | | 8 | | | 225 | 9 | 7 | |
| VAL UNIT | ALGERIE | 384 | 346 | 346 | 267 | | | | 412 | 476 | 300 | |
| | MAURITAN | 443 | 500 | 500 | | | | | 434 | 1000 | | |
| | MALI | 416 | 588 | 588 | | | | | 395 | 1000 | | |
| | NIGER | 273 | 226 | 226 | | | | | 450 | 444 | | |
| | TCHAD | 500 | 574 | 574 | | | | | 308 | 450 | | |
| | SENEGAL | 813 | 947 | 947 | | | | | 615 | | | |
| | HTE VOLTA | 455 | 500 | 500 | | | | | 667 | | | |
| | C IVOIRE | 862 | 857 | 857 | | | | | 857 | 1000 | | |
| | TOGO | 487 | 1000 | 1000 | | | | | 484 | | | |
| | DAHOMY | 427 | 474 | 474 | | | | | 425 | | | |
| | CAMEROUN | 670 | 786 | 786 | | | | | 514 | 375 | | |
| | CENTRAFR | 535 | 792 | 792 | | | | | 500 | 133 | | |
| | GABON | 652 | 759 | 759 | | | | | 474 | | | |
| | CONGO BRA | 682 | 753 | 761 | | | | | 500 | 750 | | |
| | SOMALIE | 599 | 724 | | | | 500 | | | 341 | | 333 |
| | MADAGASC | 507 | 492 | 492 | | | | | 724 | 526 | 400 | |
| | REUNION | 496 | 505 | 505 | | | | | | 504 | | |
| | GUADELOUP | 347 | 344 | 395 | 333 | 318 | | | | 467 | | |
| | MARTINIQ | 404 | 398 | 398 | | | | | 500 | | | |

Werte : 1000 \$ — Mengen : Tonnen falls nicht anders vermerkt (Abkürzungen siehe Anhang)
 Einheitswerte : \$ je ausgewiesener Mengeneinheit — Y : siehe im Anhang Anmerkungen zu den Waren

Valeurs : 1000 \$ — Quantités : Tonnes sauf indication contraire (Voir abréviations en Annexe)
 Valeurs unitaires : \$ par unité de quantité indiquée — Y : voir notes par produits en Annexe

Tab. 1

import

1961

| Einheit Unité | Ursprung Origine | WELT MONDE | EWG CEE | darunter : dont : | | | | | A O M | DRITTE LÄNDER PAYS TIERS | darunter : dont : | |
|------------------|------------------------------|-------------------------------|------------|-------------------|----------|-----------|---------------------|--------|-------|-----------------------------------|-------------------|------------------------|
| | | | | France | U.E.B.L. | Nederland | Deutschland (BR) | Italia | | | USA | G. Britan. Roy. Uni |
| | EINFUHRLÄNDER IMPORTATEUR | | | | | | | | | | | |
| | GUYANE | 381 | 379 | 428 | 355 | 331 | | 571 | 333 | | | |
| | POLYNESIE | 516 | 515 | 516 | | 500 | | 516 | 556 | 571 | | |
| Y | 422 | AUTRES HUILES VEGETALES FIXES | | | | | | | | | | |
| 1000 DOL | | | | | | | | | | | | |
| | ALGERIE | 4775 | 4056 | 3810 | | 3 | 243 | 182 | 537 | 9 | | |
| | MAURITAN | 1 | 1 | 1 | | | | | | | | |
| | MALI | 29 | 2 | 2 | | | | 25 | 2 | | | |
| | NIGER | 6 | 1 | 1 | | | | | 5 | | | |
| | TCHAD | 1 | 1 | 1 | | | | | | | | |
| | SENEGAL | 132 | 78 | 60 | 18 | | | 22 | 32 | | | |
| | HTE VOLTA | 97 | 95 | 9 | 1 | 86 | | 627 | 2 | | | |
| | TOGO | 22 | 3 | 2 | | 1 | | 18 | | | | |
| | DAHOMEY | 8 | 7 | 2 | 5 | | | | 1 | | | |
| | CAMEROUN | 132 | 17 | 13 | 4 | | | | 115 | | | |
| | CENTRAFR | 29 | 2 | 2 | | | | 27 | | | | |
| | GABON | 9 | 5 | 5 | | | | 4 | | | | |
| | CONGO BRA | 22 | 14 | 9 | 2 | 3 | | 6 | 2 | | | |
| | CF SOMAL | 158 | 128 | 11 | | 116 | | 9 | 21 | | | |
| | SOMALIE | 91 | 2 | | | | | 2 | 89 | | | |
| | MADAGASC | 196 | 154 | 142 | 1 | 11 | | 17 | 25 | | | |
| | COMORES | 15 | 14 | 14 | | | | 2 | 1 | | | |
| | QUADELOUP | 616 | 574 | 473 | 40 | 61 | | | 42 | | | |
| | MARTINIQ | 1099 | 1053 | 722 | 158 | 173 | | 9 | 37 | | | |
| | GUYANE | 23 | 23 | 23 | | | | | | | | |
| | N CALEDO | 220 | 99 | 88 | 5 | 2 | 4 | 119 | 2 | | | |
| TONNES | ALGERIE | 13496 | 11230 | 10524 | | 11 | 695 | 535 | 1731 | 18 | | |
| TONNES | MAURITAN | 2 | 2 | 2 | | | | | | | | |
| TONNES | MALI | 433 | 4 | 4 | | | | 419 | 10 | | | |
| TONNES | NIGER | 52 | 1 | 1 | | | | | 51 | | | |
| TONNES | TCHAD | 2 | 1 | 1 | | | | | 1 | | | |
| TONNES | SENEGAL | 404 | 194 | 139 | 55 | | | 82 | 128 | | | |
| TONNES | HTE VOLTA | 435 | 431 | 26 | | 405 | | 2 | 2 | | | |
| TONNES | C IVOIRE | 2837 | 20 | 18 | 2 | | | 2815 | 2 | | | |
| TONNES | TOGO | 187 | 6 | 4 | | 2 | | 178 | 1 | | | |
| TONNES | DAHOMEY | 19 | 16 | 3 | 13 | | | | 3 | | | |
| TONNES | CAMEROUN | 587 | 30 | 20 | 10 | | | | 557 | | | |
| TONNES | CENTRAFR | 272 | 9 | | | | | 263 | | | | |
| TONNES | GABON | 25 | 10 | 10 | | | | 13 | 2 | | | |
| TONNES | CONGO BRA | 102 | 55 | 40 | 6 | 9 | | 47 | | | | |
| TONNES | CF SOMAL | 542 | 444 | 21 | | 422 | | 1 | 22 | 76 | | |
| TONNES | SOMALIE | 293 | 3 | | | | | 3 | 290 | | | |
| TONNES | MADAGASC | 497 | 367 | 338 | 2 | 27 | | 48 | 82 | | | |
| TONNES | COMORES | 24 | 21 | 21 | | | | 3 | | | | |
| TONNES | QUADELOUP | 1642 | 1509 | 1192 | 127 | 190 | | | 133 | | | |
| TONNES | MARTINIQ | 3181 | 3034 | 1973 | 500 | 561 | | 19 | 22 | | | |
| TONNES | GUYANE | 56 | 55 | 55 | | | | | 1 | | | |
| TONNES | N CALEDO | 409 | 186 | 157 | 12 | 6 | 11 | 220 | 3 | | | |
| VAL UNIT | ALGERIE | 354 | 361 | 362 | | 273 | 350 | 340 | 310 | 500 | | |
| | MAURITAN | 500 | 500 | 500 | | | | | | | | |
| | MALI | 67 | 500 | 500 | | | | 60 | 200 | | | |
| | NIGER | 115 | 1000 | 1000 | | | | | 98 | | | |
| | TCHAD | 500 | 1000 | 1000 | | | | | | | | |
| | SENEGAL | 327 | 402 | 432 | 327 | | | 268 | 250 | | | |
| | HTE VOLTA | 223 | 220 | 346 | | 212 | | 500 | 500 | | | |
| | C IVOIRE | 225 | 450 | 444 | 500 | | | 223 | 1000 | | | |
| | TOGO | 118 | 500 | 500 | | 500 | | 101 | | | | |
| | DAHOMEY | 421 | 438 | 667 | 385 | | | | 333 | | | |
| | CAMEROUN | 225 | 567 | 650 | 400 | | | | 206 | | | |
| | CENTRAFR | 107 | 222 | 222 | | | | 103 | | | | |
| | GABON | 360 | 500 | 500 | | | | 308 | | | | |
| | CONGO BRA | 216 | 255 | 225 | 333 | 333 | | 128 | | | | |
| | CF SOMAL | 292 | 288 | 524 | | 275 | | 409 | 276 | | | |
| | SOMALIE | 311 | 667 | | | | 1000 | | 307 | | | |
| | MADAGASC | 394 | 420 | 420 | 500 | 407 | | 354 | 305 | | | |
| | COMORES | 625 | 667 | 667 | | | | 667 | | | | |
| | QUADELOUP | 375 | 380 | 397 | 315 | 321 | | | 316 | | | |
| | MARTINIQ | 345 | 347 | 366 | 316 | 308 | | 474 | 289 | | | |
| | GUYANE | 411 | 418 | 418 | | | | | | | | |
| | N CALEDO | 538 | 532 | 561 | 417 | 333 | 364 | 541 | 667 | | | |
| Y | 431 | HUILES ET GRAISSES ELABOREES | | | | | | | | | | |
| 1000 DOL | | | | | | | | | | | | |
| | ALGERIE | 1957 | 1956 | 398 | | 96 | 1462 | | 1 | 1 | | |
| | MAURITAN | 1 | 1 | 1 | | | | | | | | |
| | TCHAD | 1 | 1 | 1 | | | | | | | | |
| | SENEGAL | 750 | 749 | 551 | 62 | | 136 | | 1 | | | |
| | C IVOIRE | 9 | 9 | 9 | | | | | | | | |
| | CAMEROUN | 14 | 14 | 1 | | | 13 | | | | | |
| | GABON | 1 | 1 | 1 | | | | | | | | |
| | CONGO BRA | 8 | 8 | 5 | | 3 | | | | | | |
| | MADAGASC | 27 | 27 | 9 | | 6 | | | | | | |
| | POLYNESIE | 2 | 1 | 1 | | | | | 1 | 1 | | |
| TONNES | ALGERIE | 9407 | 9406 | 1289 | | 646 | 7471 | | 1 | 1 | | |
| TONNES | MAURITAN | 1 | 1 | 1 | | | | | | | | |
| TONNES | TCHAD | 1 | 1 | 1 | | | | | | | | |
| TONNES | SENEGAL | 3909 | 3907 | 2896 | 324 | | 687 | | 2 | | | |
| TONNES | C IVOIRE | 20 | 20 | 20 | | | | | | | | |
| TONNES | CAMEROUN | 64 | 64 | 2 | | | 62 | | | | | |
| TONNES | GABON | 2 | 2 | 2 | | | | | | | | |

Werte : 1000 \$ — Mengen : Tonnen falls nicht anders vermerkt (Abkürzungen siehe Anhang)
Einheitswerte : \$ je ausgewiesener Mengeneinheit — Y : siehe im Anhang Anmerkungen zu den Waren

Valeurs : 1000 \$ — Quantités : Tonnes sauf indication contraire (Voir abréviations en Annexe)
Valeurs unitaires : \$ par unité de quantité indiquée — Y : voir notes par produits en Annexe

import

1961

Tab. 1

| Einheit Unité | Ursprung Origine | WELT MONDE | EWG CEE | darunter: dont: | | | | | AOM | DRITTE LÄNDER PAYS TIERS | darunter: dont: | |
|-------------------------------------|---------------------|---------------|------------|-----------------|----------|-----------|---------------------|--------|------|-----------------------------------|-----------------|------------------------|
| | | | | France | U.E.B.L. | Nederland | Deutschland (BR) | Italia | | | USA | G. Britan. Roy. Uni |
| EINFUHR-LÄNDER | | | | | | | | | | | | |
| IMPORTATEUR | | | | | | | | | | | | |
| TONNES | CONGO BRA | 15 | 15 | 7 | | | 8 | | | | | |
| TONNES | MADAGASC | 61 | 61 | 18 | 29 | 14 | | | | | | |
| TONNES | POLYNESIE | 3 | 1 | 1 | | | | | | 2 | 1 | |
| VAL UNIT | ALGERIE | 208 | 208 | 309 | | 149 | 196 | | | 1000 | | 1000 |
| | MAURITAN | 1000 | 1000 | 1000 | | | | | | | | |
| | TCHAD | 1000 | 1000 | 1000 | | | | | | | | |
| | SENEGAL | 192 | 192 | 190 | 191 | | 198 | | | 500 | | |
| | C IVOIRE | 450 | 450 | 450 | | | | | | | | |
| | CAMEROUN | 219 | 219 | 500 | | | 210 | | | | | |
| | GABON | 500 | 500 | 500 | | | | | | | | |
| | CONGO BRA | 533 | 533 | 714 | | | 375 | | | | | |
| | MADAGASC | 443 | 443 | 500 | 414 | 429 | | | | | | |
| | POLYNESIE | 667 | 1000 | 1000 | | | | | | 500 | 1000 | |
| 5 6 8 AUTRES PRODUITS INDUSTRIELS | | | | | | | | | | | | |
| ANDERE INDUSTRIELLE ERZEUGNISSE | | | | | | | | | | | | |
| 1000 DOL | ALGERIE | 413849 | 397116 | 389663 | 810 | 556 | 2675 | 3412 | 3319 | 13414 | 1960 | 964 |
| | MAURITAN | 15601 | 15206 | 14608 | 4 | 3 | 14 | 577 | 48 | 343 | 79 | 11 |
| | MALI | 19036 | 16008 | 14547 | 184 | 324 | 541 | 412 | 1510 | 1518 | 29 | 176 |
| | NIGER | 9394 | 5401 | 4709 | 144 | 166 | 291 | 91 | 2098 | 1857 | 38 | 72 |
| | TCHAD | 11435 | 8804 | 6874 | 625 | 157 | 862 | 286 | 250 | 2381 | 180 | 229 |
| | SENEGAL | 69000 | 62839 | 56045 | 1343 | 1016 | 3287 | 1148 | 478 | 5683 | 297 | 957 |
| | HTE VOLTA | 14093 | 8839 | 8463 | 66 | 90 | 167 | 53 | 979 | 4275 | 111 | 219 |
| | C IVOIRE | 73195 | 66080 | 58535 | 1400 | 1276 | 3087 | 1782 | 545 | 6570 | 265 | 2084 |
| | TOGO | 11479 | 7228 | 5662 | 353 | 697 | 445 | 71 | 332 | 3525 | 45 | 1298 |
| | DAHOMY | 11613 | 8509 | 7393 | 546 | 167 | 355 | 48 | 1743 | 1361 | 30 | 239 |
| | CAMEROUN | 47627 | 32414 | 28745 | 507 | 834 | 1745 | 583 | 1107 | 14106 | 596 | 507 |
| | CENTRAFR | 10999 | 8215 | 6900 | 385 | 185 | 577 | 168 | 362 | 2422 | 237 | 624 |
| | GABON | 12453 | 10655 | 9643 | 98 | 240 | 566 | 108 | 402 | 1396 | 578 | 228 |
| | CONGO BRA | 31615 | 28130 | 25843 | 462 | 405 | 1111 | 309 | 710 | 2775 | 802 | 448 |
| | CF SOMAL | 4540 | 2886 | 2227 | 143 | 74 | 252 | 190 | 5 | 1649 | 201 | 414 |
| | SOMALIE | 9610 | 5504 | 32 | 70 | 20 | 113 | 5269 | | 4106 | 403 | 299 |
| | MADAGASC | 54816 | 48145 | 44524 | 620 | 734 | 1543 | 724 | 433 | 6238 | 290 | 125 |
| | REUNION | 18727 | 17615 | 17263 | 110 | 63 | 115 | 64 | 160 | 952 | 4 | 159 |
| | COMORES | 1513 | 1167 | 1145 | 2 | 8 | 10 | 2 | 202 | 144 | 2 | |
| | ST P MIQ | 1299 | 737 | 694 | 4 | 10 | 26 | 3 | | 553 | 125 | 100 |
| | GUADELOUP | 16977 | 16278 | 15560 | 340 | 22 | 291 | 65 | 52 | 647 | 112 | 108 |
| | MARTINIG | 15120 | 14164 | 13499 | 311 | 117 | 124 | 113 | 39 | 917 | 105 | 147 |
| | GUYANE | 2047 | 1854 | 1778 | 37 | | 37 | 2 | | 193 | 33 | 10 |
| | N CALEDO | 15627 | 12663 | 12021 | 136 | 74 | 382 | 50 | 264 | 2533 | 356 | 203 |
| | POLYNESIE | 8971 | 6315 | 5955 | 42 | 74 | 226 | 18 | 166 | 2490 | 1268 | 268 |
| Y 512 PRODUITS CHIMIQUES ORGANIQUES | | | | | | | | | | | | |
| ORGANISCHE CHEM ERZEUGNISSE | | | | | | | | | | | | |
| 1000 DOL | ALGERIE | 2395 | 2346 | 2014 | 27 | 1 | 289 | 15 | | 49 | 4 | 13 |
| | MAURITAN | 1 | 1 | 1 | | | | | | | | |
| | MALI | 34 | 30 | 30 | | | | | 3 | 1 | | |
| | NIGER | 32 | 13 | 13 | | | | | 10 | 9 | 5 | 5 |
| | TCHAD | 21 | 15 | 11 | | 4 | | | 5 | 1 | | |
| | SENEGAL | 372 | 354 | 251 | 15 | 11 | 76 | 1 | | 18 | 8 | 2 |
| | HTE VOLTA | 55 | 29 | 28 | 1 | | | | 9 | 17 | | 1 |
| | C IVOIRE | 171 | 169 | 146 | 13 | 1 | 9 | | | 2 | 1 | |
| | TOGO | 49 | 32 | 32 | | | | | 14 | 3 | | |
| | DAHOMY | 38 | 32 | 32 | | | | | 5 | 1 | | |
| | CAMEROUN | 125 | 124 | 99 | | 12 | 6 | 7 | | | | |
| | CENTRAFR | 17 | 17 | 17 | | | | | | | | |
| | GABON | 18 | 16 | 16 | | | | | | | | |
| | CONGO BRA | 95 | 89 | 86 | | | | 3 | | 6 | 3 | |
| | SOMALIE | 77 | 69 | | | | | 3 | 66 | 8 | 5 | 1 |
| | MADAGASC | 81 | 80 | 73 | | 2 | 3 | 2 | | 1 | | |
| | COMORES | 6 | 3 | 3 | | | | | | 1 | 2 | |
| | ST P MIQ | 7 | 7 | 1 | | 6 | | | | | | |
| | N CALEDO | 17 | 13 | 13 | | | | | | 4 | | |
| | POLYNESIE | 29 | 18 | 18 | | | | | 3 | 8 | 8 | |
| TONNES | ALGERIE | 5386 | 5290 | 5113 | 53 | 1 | 86 | 37 | | 96 | 5 | 31 |
| TONNES | MAURITAN | 1 | 1 | 1 | | | | | | | | |
| TONNES | MALI | 68 | 61 | 61 | | | | | | 2 | 5 | |
| TONNES | NIGER | 28 | 18 | 18 | | | | | | 7 | 3 | 1 |
| TONNES | TCHAD | 32 | 20 | 14 | | | | | | 9 | 3 | |
| TONNES | SENEGAL | 1125 | 1072 | 834 | 47 | 42 | 144 | 5 | | 53 | 43 | 4 |
| TONNES | HTE VOLTA | 84 | 51 | 50 | 1 | | | | | 30 | | 1 |
| TONNES | C IVOIRE | 319 | 315 | 243 | 36 | 7 | 29 | | | 4 | | |
| TONNES | TOGO | 70 | 56 | 56 | | | | | | 5 | 9 | |
| TONNES | DAHOMY | 52 | 47 | 47 | | | | | | 3 | 2 | |
| TONNES | CAMEROUN | 237 | 234 | 157 | | 30 | 22 | 25 | | 2 | 1 | |
| TONNES | CENTRAFR | 29 | 29 | 29 | | | | | | | | |
| TONNES | GABON | 25 | 22 | 22 | | | | | | | | |
| TONNES | CONGO BRA | 181 | 158 | 147 | | | | | | 2 | 1 | |
| TONNES | SOMALIE | 240 | 192 | | | | | 11 | | 23 | 9 | |
| TONNES | MADAGASC | 120 | 116 | 104 | | 1 | 4 | 189 | | 48 | 19 | 17 |
| TONNES | COMORES | 16 | 5 | 5 | | | | 7 | | 4 | 7 | |
| TONNES | ST P MIQ | 17 | 17 | 2 | | 15 | | | | 4 | 7 | |
| TONNES | N CALEDO | 24 | 16 | 16 | | | | | | | 8 | |
| TONNES | POLYNESIE | 72 | 45 | 45 | | | | | | 6 | 21 | 21 |
| VAL UNIT | ALGERIE | 445 | 443 | 394 | 509 | 1000 | 3360 | 405 | | 510 | 800 | 419 |
| | MAURITAN | 1000 | 1000 | 1000 | | | | | | | | |
| | MALI | 500 | 492 | 492 | | | | | 1500 | 200 | | |
| | NIGER | 1143 | 722 | 722 | | | | | 1429 | 3000 | 5000 | 5000 |

Werte: 1000 \$ — Mengen: Tonnen falls nicht anders vermerkt (Abkürzungen siehe Anhang)
Einheitswerte: \$ je ausgewiesener Mengeneinheit — Y: siehe im Anhang Anmerkungen zu den Waren

Valeurs: 1000 \$ — Quantités: Tonnes sauf indication contraire (Voir abréviations en Annexe)
Valeurs unitaires: \$ par unité de quantité indiquée — Y: voir notes par produits en Annexe

Tab. 1

import

1961

| Einheit Unité | Ursprung Origine | WELT MONDE | EWG CEE | darunter : dont : | | | | | AOM | DRITTE LÄNDER PAYS TIERS | darunter : dont : | |
|------------------|---------------------|------------------------------|------------|-------------------|-------------------------------|-----------|---------------------|--------|------|-----------------------------------|-------------------|------------------------|
| | | | | France | U.E.B.L. | Nederland | Deutschland (BR) | Italia | | | USA | G. Britan. Roy. Uni |
| | EINFUHLÄNDER | | | | | | | | | | | |
| | IMPORTATEUR | | | | | | | | | | | |
| | TCHAD | 656 | 750 | 786 | | 667 | | | 556 | 333 | | |
| | SENEGAL | 331 | 330 | 301 | | 262 | | | | 340 | 186 | 500 |
| | HTE VOLTA | 655 | 569 | 560 | 319 | | 528 | 200 | 3000 | 567 | | 1000 |
| | C IVOIRE | 536 | 537 | 601 | 1000 | 361 | | | | 500 | | |
| | TOGO | 700 | 571 | 571 | | | 143 | | 2800 | 333 | | |
| | DAHOMÉY | 731 | 681 | 681 | | | | | 1667 | 500 | | |
| | CAMEROUN | 527 | 530 | 631 | | | 400 | | 500 | | | |
| | CENTRAFR | 288 | 288 | 288 | | | 273 | 280 | | | | |
| | GABON | 720 | 727 | 727 | | | | | 1000 | | | |
| | CONGO BRA | 525 | 563 | 585 | | | | | | | | |
| | SOMALIE | 321 | 359 | | | | | | | 261 | 333 | |
| | MADAGASC | 675 | 690 | 702 | | | 2000 | 1000 | | 167 | 263 | 59 |
| | COMORES | 375 | 600 | 600 | | | | 750 | | 250 | | |
| | ST P MID | 412 | 412 | 500 | | | | | 250 | 286 | | |
| | N CALEDO | 708 | 813 | 813 | | | 400 | | | 500 | | |
| | POLYNESIE | 403 | 400 | 400 | | | | | 500 | 381 | 381 | |
| | Y S13 | ELEMENTS CHIMIQUES INORGANI | | | ANORGANISCHE CHEM GRUNDSTOFFE | | | | | | | |
| 1000 DOL | ALGERIE | 1316 | 1260 | 1238 | 3 | | 19 | | | 56 | | 42 |
| | MAURITAN | 9 | 7 | 7 | | | | | 2 | | | |
| | MALI | 139 | 73 | 58 | | | 15 | | 61 | 5 | | 1 |
| | NIGER | 31 | 5 | 5 | | | | | 24 | 2 | | |
| | TCHAD | 44 | 20 | 20 | | | | | 19 | 5 | | 4 |
| | SENEGAL | 301 | 280 | 162 | 2 | 10 | 89 | 17 | 5 | 16 | | 7 |
| | HTE VOLTA | 37 | 35 | 34 | | | 1 | | 2 | | | |
| | C IVOIRE | 237 | 226 | 188 | 1 | 5 | 23 | 9 | 6 | 5 | | |
| | TOGO | 58 | 14 | 9 | | | 5 | | 40 | 4 | | 1 |
| | DAHOMÉY | 43 | 42 | 37 | | | 1 | | | 1 | | |
| | CAMEROUN | 7412 | 121 | 116 | | | 2 | | | 7291 | | 1 |
| | CENTRAFR | 38 | 38 | 32 | | | | | | | | |
| | GABON | 46 | 39 | 39 | | | | | 3 | 4 | | 4 |
| | CONGO BRA | 124 | 103 | 84 | | | 2 | 17 | 9 | 12 | | 3 |
| | MADAGASC | 151 | 148 | 140 | | | 1 | 7 | | 3 | | 3 |
| | COMORES | 3 | 2 | 2 | | | | | | | | |
| | N CALEDO | 38 | 22 | 18 | | | | | 1 | 16 | | 2 |
| | POLYNESIE | 35 | 22 | 22 | | | | | 9 | 4 | 4 | |
| TONNES | ALGERIE | 9719 | 9467 | 9383 | 12 | | 72 | | | 252 | | 100 |
| TONNES | MAURITAN | 18 | 14 | 14 | | | | | 4 | | | |
| TONNES | MALI | 1148 | 816 | 658 | | | 158 | | 317 | 15 | | 1 |
| TONNES | NIGER | 51 | 21 | 21 | | | | | 27 | 3 | | |
| TONNES | TCHAD | 100 | 59 | 59 | | | | | 38 | 3 | | 2 |
| TONNES | SENEGAL | 2300 | 2221 | 1273 | 11 | 46 | 629 | 262 | 12 | 67 | | 4 |
| TONNES | HTE VOLTA | 80 | 72 | 71 | | | 1 | | 8 | | | |
| TONNES | C IVOIRE | 1823 | 1779 | 1563 | 10 | 27 | 103 | 76 | 16 | 28 | | |
| TONNES | TOGO | 171 | 116 | 46 | | | 70 | | 29 | 26 | | 1 |
| TONNES | DAHOMÉY | 373 | 348 | 296 | | | 5 | | | 25 | | |
| TONNES | CAMEROUN | 105373 | 970 | 940 | | | 11 | | | 104403 | | 1 |
| TONNES | CENTRAFR | 279 | 278 | 213 | | | | | | 1 | | |
| TONNES | GABON | 205 | 193 | 193 | | | | | 7 | 5 | | 2 |
| TONNES | CONGO BRA | 706 | 663 | 467 | | | 10 | 186 | 16 | 27 | | 2 |
| TONNES | MADAGASC | 593 | 590 | 575 | | | 4 | 11 | | 3 | | 1 |
| TONNES | COMORES | 7 | 5 | 5 | | | | | 2 | | | |
| TONNES | N CALEDO | 143 | 86 | 55 | | | | | | 57 | | 1 |
| TONNES | POLYNESIE | 162 | 105 | 105 | | | | | 41 | 16 | 15 | |
| VAL UNIT | ALGERIE | 135 | 133 | 132 | 250 | | 264 | | | 222 | | 420 |
| | MAURITAN | 500 | 500 | 500 | | | | | 500 | | | |
| | MALI | 121 | 89 | 88 | | | 95 | | 192 | 333 | | 1000 |
| | NIGER | 608 | 238 | 238 | | | | | 889 | 667 | | |
| | TCHAD | 440 | 339 | 339 | | | | | 500 | 1667 | | 2000 |
| | SENEGAL | 131 | 126 | 127 | 182 | 217 | 141 | 65 | 417 | 239 | | 1750 |
| | HTE VOLTA | 463 | 486 | 479 | | | 1000 | | 250 | | | |
| | C IVOIRE | 130 | 127 | 120 | 100 | 185 | 223 | 118 | 375 | 179 | | |
| | TOGO | 339 | 121 | 196 | | | 71 | | 1379 | 154 | | 1000 |
| | DAHOMÉY | 115 | 121 | 125 | | | 200 | 85 | | 40 | | |
| | CAMEROUN | 70 | 125 | 123 | | | 182 | 158 | | 70 | | 1000 |
| | CENTRAFR | 136 | 137 | 150 | | | | 92 | | | | |
| | GABON | 224 | 202 | 202 | | | | | 429 | 800 | | 2000 |
| | CONGO BRA | 176 | 155 | 180 | | | 200 | 91 | 563 | 444 | | 1500 |
| | MADAGASC | 255 | 251 | 243 | | | 250 | 636 | | 1000 | | 3000 |
| | COMORES | 429 | 400 | 400 | | | | | 500 | | | |
| | N CALEDO | 266 | 256 | 327 | | | | | | 281 | | 2000 |
| | POLYNESIE | 216 | 210 | 210 | | | | | 220 | 250 | 267 | |
| | Y S14 | AUTRES PROD CHIM INORGANIQUE | | | AND ANORGAN CHEM ERZEUGNISSE | | | | | | | |
| 1000 DOL | ALGERIE | 2169 | 2160 | 2148 | 1 | 2 | 9 | | | 9 | | 4 |
| | MAURITAN | 3 | 3 | 3 | | | | | | | | |
| | MALI | 35 | 30 | 26 | 3 | 1 | | | 4 | 1 | | |
| | NIGER | 14 | 13 | 13 | | | | | 1 | | | |
| | TCHAD | 12 | 12 | 12 | | | | | | | | |
| | SENEGAL | 302 | 292 | 228 | | | | | | | | |
| | HTE VOLTA | 14 | 14 | 13 | | | 8 | 54 | 2 | 10 | | 4 |
| | C IVOIRE | 339 | 338 | 329 | | | | | 8 | | | |
| | TOGO | 21 | 19 | 19 | | | | | | 1 | | |
| | DAHOMÉY | 37 | 30 | 29 | | | | | | 2 | | |
| | CAMEROUN | 1349 | 1305 | 1212 | | | 4 | 87 | 2 | 44 | | 16 |
| | CENTRAFR | 18 | 18 | 18 | | | | | | | | |
| | GABON | 33 | 32 | 32 | | | | | | 1 | 1 | |
| | CONGO BRA | 163 | 147 | 143 | 1 | 2 | 1 | | | 16 | 5 | 2 |

Werte : 1000 \$ — Mengen : Tonnen falls nicht anders vermerkt (Abkürzungen siehe Anhang)
Einheitswerte : \$ je ausgewiesener Mengeneinheit — Y : siehe im Anhang Anmerkungen zu den Waren

Valeurs : 1000 \$ — Quantités : Tonnes sauf indication contraire (Voir abréviations en Annexe)
Valeurs unitaires : \$ par unité de quantité indiquée — Y : voir notes par produits en Annexe

import

1961

Tab. 1

| Einheit Unité | Ursprung Origine | WELT MONDE | EWG CEE | darunter : dont : | | | | | A O M | DRITTE LÄNDER PAYS TIERS | darunter : dont : | |
|------------------|----------------------|--------------------------------|------------|-------------------|----------|-----------|---------------------|--------|-------|-----------------------------------|-------------------|------------------------|
| | | | | France | U.E.B.L. | Nederland | Deutschland (BR) | Italia | | | USA | G. Britan. Roy. Uni |
| | EINFUHRLÄNDER | | | | | | | | | | | |
| | IMPORTATEUR | | | | | | | | | | | |
| | SOMALIE | 97 | 76 | | | | | 76 | | 21 | 12 | 1 |
| | MADAGASC | 169 | 131 | 109 | | | 22 | | 38 | | | 1 |
| | N CALEDO | 171 | 139 | 139 | | | | | 32 | | | |
| | POLYNESIE | 15 | 11 | 11 | | | | | 4 | 4 | | |
| TONNES | ALGERIE | 22322 | 22248 | 22184 | 5 | 22 | 37 | | | 74 | | 12 |
| TONNES | MAURITAN | 8 | 8 | 8 | | | | | | | | |
| TONNES | MALI | 265 | 224 | 148 | 58 | 18 | | | 40 | 1 | | |
| TONNES | NIGER | 100 | 96 | 96 | | | | | 3 | 1 | | |
| TONNES | TCHAD | 30 | 29 | 29 | | | | | | 1 | | |
| TONNES | SENEGAL | 2498 | 2401 | 1872 | | 79 | 434 | 16 | | 97 | | 46 |
| TONNES | HTE VOLTA | 113 | 109 | 91 | 18 | | | | | 4 | | |
| TONNES | C IVOIRE | 2370 | 2367 | 2241 | 20 | | 106 | | | 3 | | |
| TONNES | TOGO | 108 | 91 | 91 | | | | | | 17 | | |
| TONNES | DAHOMY | 249 | 184 | 175 | | | 9 | | | 65 | | |
| TONNES | CAMEROUN | 5468 | 5293 | 4929 | | 50 | 300 | 14 | | 175 | | 26 |
| TONNES | CENTRAFR | 119 | 119 | 119 | | | | | | | | |
| TONNES | GABON | 202 | 194 | 194 | | | | | | 8 | 1 | |
| TONNES | CONGO BRA | 1774 | 1681 | 1645 | 1 | 15 | 20 | | | 93 | 10 | |
| TONNES | SOMALIE | 703 | 423 | | | | | 423 | | 280 | 135 | 2 |
| TONNES | MADAGASC | 1066 | 741 | 535 | | | 206 | | | 325 | | 5 |
| TONNES | N CALEDO | 2276 | 1959 | 1959 | | | | | | 317 | | |
| TONNES | POLYNESIE | 80 | 67 | 67 | | | | | | 13 | 13 | |
| VAL UNIT | ALGERIE | 97 | 97 | 97 | 200 | 91 | 243 | | | 122 | | 333 |
| | MAURITAN | 375 | 375 | 375 | | | | | | | | |
| | MALI | 132 | 134 | 176 | 52 | 56 | | | 100 | 1000 | | |
| | NIGER | 140 | 135 | 135 | | | | | 333 | | | |
| | TCHAD | 400 | 414 | 414 | | | | | | | | |
| | SENEGAL | 121 | 122 | 122 | | 101 | 124 | 125 | | 103 | | 87 |
| | HTE VOLTA | 124 | 128 | 143 | 56 | | | | | | | |
| | C IVOIRE | 143 | 143 | 147 | 50 | | 75 | | | 333 | | |
| | TOGO | 194 | 209 | 209 | | | | | | 118 | | |
| | DAHOMY | 149 | 163 | 166 | | | 111 | | | 108 | | |
| | CAMEROUN | 247 | 247 | 246 | | 80 | | 143 | | 251 | | 615 |
| | CENTRAFR | 151 | 151 | 151 | | | 290 | | | | | |
| | GABON | 163 | 165 | 165 | | | | | | 125 | 1000 | |
| | CONGO BRA | 92 | 87 | 87 | 1000 | 133 | 50 | | | 172 | 500 | |
| | SOMALIE | 138 | 180 | | | | | 180 | | 75 | 89 | 500 |
| | MADAGASC | 159 | 177 | 204 | | | 107 | | | 117 | | 200 |
| | N CALEDO | 75 | 71 | 71 | | | | | | 101 | | |
| | POLYNESIE | 188 | 164 | 164 | | | | | | 308 | 308 | |
| Y | SIE | MATERIAUX RADIOACTIFS ASSIM | | | | | | | | RADIOAKTIVE STOFFE UND DGL | | |
| 1000 DOL | ALGERIE | 30 | 29 | 29 | | | | | | 1 | 1 | |
| | MADAGASC | 1 | 1 | 1 | | | | | | | | |
| TONNES | ALGERIE | | | | | | | | | | | |
| TONNES | MADAGASC | | | | | | | | | | | |
| VAL UNIT | ALGERIE | | | | | | | | | | | |
| | MADAGASC | | | | | | | | | | | |
| | 521 | COUDRONS MINER DERIV CHIM BRUT | | | | | | | | TEER UND TEERERZEUGNISSE | | |
| 1000 DOL | ALGERIE | 298 | 298 | 279 | | 19 | | | | | | |
| | MAURITAN | 1 | 1 | 1 | | | | | | | | |
| | MALI | 1 | 1 | 1 | | | | | | | | |
| | SENEGAL | 19 | 12 | 9 | 1 | 2 | | | | 7 | 6 | |
| | HTE VOLTA | 3 | 3 | 3 | | | | | | | | |
| | C IVOIRE | 11 | 10 | 9 | 1 | | | | | 1 | 1 | |
| | TOGO | 13 | 13 | 13 | | | | | | | | |
| | DAHOMY | 4 | 2 | 2 | | | | | | | | |
| | CAMEROUN | 6 | 6 | 6 | | | | | | 2 | | 2 |
| | CENTRAFR | 1 | 1 | 1 | | | | | | | | |
| | GABON | 1 | 1 | 1 | | | | | | | | |
| | CONGO BRA | 3 | 2 | 2 | | | | | | 1 | 1 | |
| | SOMALIE | 43 | 43 | | | | | 43 | | | | |
| | MADAGASC | 8 | 8 | 8 | | | | | | | | |
| TONNES | ALGERIE | 2804 | 2804 | 2621 | | 183 | | | | | | |
| TONNES | MAURITAN | 2 | 2 | 2 | | | | | | | | |
| TONNES | MALI | 3 | 3 | 3 | | | | | | | | |
| TONNES | SENEGAL | 144 | 107 | 87 | 7 | 13 | | | | 37 | 36 | |
| TONNES | HTE VOLTA | 15 | 15 | 15 | | | | | | | | |
| TONNES | C IVOIRE | 81 | 72 | 68 | 4 | | | | | 9 | 7 | |
| TONNES | TOGO | 118 | 117 | 117 | | | | | | 1 | | |
| TONNES | DAHOMY | 32 | 12 | 12 | | | | | | 20 | | 20 |
| TONNES | CAMEROUN | 36 | 36 | 36 | | | | | | | | |
| TONNES | CENTRAFR | 5 | 5 | 5 | | | | | | | | |
| TONNES | GABON | 10 | 9 | 9 | | | | | | 1 | | |
| TONNES | CONGO BRA | 15 | 10 | 10 | | | | | | 5 | 5 | |
| TONNES | SOMALIE | 439 | 437 | | | | 437 | | | 2 | | |
| TONNES | MADAGASC | 55 | 55 | 55 | | | | | | | | |
| VAL UNIT | ALGERIE | 106 | 106 | 106 | | 104 | | | | | | |
| | MAURITAN | 500 | 500 | 500 | | | | | | | | |
| | MALI | 333 | 333 | 333 | | | | | | | | |
| | SENEGAL | 132 | 112 | 103 | 143 | 154 | | | | 189 | 167 | |
| | HTE VOLTA | 200 | 200 | 200 | | | | | | | | |
| | C IVOIRE | 136 | 139 | 132 | 250 | | | | | 111 | 143 | |

Werte : 1000 \$ — Mengen : Tonnen falls nicht anders vermerkt (Abkürzungen siehe Anhang)
 Einheitswerte : \$ je ausgewiesener Mengeneinheit — Y : siehe im Anhang Anmerkungen zu den Waren

Valeurs : 1000 \$ — Quantités : Tonnes sauf indication contraire (Voir abréviations en Annexe)
 Valeurs unitaires : \$ par unité de quantité indiquée — Y : voir notes par produits en Annexe

i m p o r t

1961

Tab. 1

| Einheit Unité | Ursprung Origine | WELT MONDE | EWG CEE | darunter : dont : | | | | | A O M | DRITTE LÄNDER PAYS TIERS | darunter : dont : | |
|------------------|-----------------------------------|--------------------|----------------|-------------------|----------|-----------|---------------------|--------|-------|-----------------------------------|-------------------|------------------------|
| | | | | France | U.E.B.L. | Nederland | Deutschland (BR) | Italia | | | USA | G. Britan. Roy. Uni |
| | EINFUHRLÄNDER ↓ IMPORTATEUR | | | | | | | | | | | |
| | TOGO | 110 | 111 | 111 | | | | | | | | |
| | DAHOMÉY | 125 | 167 | 167 | | | | | | 100 | | 100 |
| | CAMÉROUN | 167 | 167 | 167 | | | | | | | | |
| | CENTRAFR | 200 | 200 | 200 | | | | | | | | |
| | GABON | 100 | 111 | 111 | | | | | | | | |
| | CONGO BRA | 200 | 200 | 200 | | | | | | 200 | | 200 |
| | SOMALIE | 98 | 98 | | | | | 98 | | | | |
| | MADAGASC | 145 | 145 | 145 | | | | | | | | |
| | Y 531 | COLOR DU GOUDR | INDIGO NAT ETC | | | | | | | | | |
| 1000 DOL | ALGERIE | 453 | 408 | 400 | | 8 | | | | | | |
| | MALI | 73 | 16 | 8 | | | 8 | | | 14 | | |
| | NIGER | 63 | 1 | 1 | | | | | | | | 15 |
| | TCHAD | 1 | 1 | 1 | | | | | | | | 16 |
| | SENEGAL | 243 | 202 | 91 | | | | | | | | |
| | HTE VOLTA | 15 | 8 | 2 | | 11 | 100 | | | | | 3 |
| | C IVOIRE | 134 | 133 | 106 | | 9 | 14 | | 4 | | | |
| | TOGO | 2 | 1 | 1 | | | | | | | | |
| | DAHOMÉY | 1 | 1 | 1 | | | | | | | | 1 |
| | CAMÉROUN | 9 | 9 | 7 | | | | | 2 | | | |
| | CENTRAFR | 16 | 16 | 16 | | | | | | | | |
| | CONGO BRA | 2 | 2 | 2 | | | | | | | | |
| | MADAGASC | 61 | 58 | 12 | | 9 | 5 | 32 | | | | 3 |
| | POLYNÉSIE | 6 | 5 | 5 | | | | | | | | 1 |
| TONNES | ALGERIE | 350 | 327 | 321 | | 6 | | | | | | 9 |
| TONNES | MALI | 230 | 31 | 28 | | | 3 | | | 28 | | 10 |
| TONNES | NIGER | 81 | 2 | 2 | | | | | | | | |
| TONNES | TCHAD | | | | | | | | | | | |
| TONNES | SENEGAL | 198 | 142 | 66 | | 4 | 72 | | | | | 1 |
| TONNES | HTE VOLTA | 24 | 15 | 10 | | | 5 | | | | | |
| TONNES | C IVOIRE | 72 | 72 | 57 | | 5 | 8 | | 2 | | | |
| TONNES | TOGO | 1 | | | | | | | | | | |
| TONNES | DAHOMÉY | 1 | | | | | | | | | | |
| TONNES | CAMÉROUN | 3 | 2 | 1 | | | 1 | | | | | |
| TONNES | CENTRAFR | 4 | 4 | 4 | | | | | | | | |
| TONNES | CONGO BRA | 1 | 1 | 1 | | | | | | | | |
| TONNES | MADAGASC | 30 | 28 | 6 | | 4 | 5 | 13 | | | | 2 |
| TONNES | POLYNÉSIE | 4 | 1 | 1 | | | | | | | | 3 |
| VAL UNIT | ALGERIE | 1294 | 1248 | 1246 | | 1333 | | | | | | 1667 |
| | MALI | 317 | 516 | 286 | | | 2667 | | | 500 | | 1600 |
| | NIGER | 778 | 500 | 500 | | | | | | | | |
| | TCHAD | | | | | | | | | | | |
| | SENEGAL | 1227 | 1423 | 1379 | | 2750 | 1389 | | | | | 3000 |
| | HTE VOLTA | 625 | 533 | 200 | | | 1200 | | | | | |
| | C IVOIRE | 1861 | 1847 | 1860 | | 1800 | 1750 | | 2000 | | | |
| | TOGO | 2000 | | | | | | | | | | |
| | DAHOMÉY | 1000 | | | | | | | | | | 1000 |
| | CAMÉROUN | 3000 | 4500 | 7000 | | | | | | | | |
| | CENTRAFR | 4000 | 4000 | 4000 | | | | 2000 | | | | |
| | CONGO BRA | 2000 | 2000 | 2000 | | | | | | | | |
| | MADAGASC | 2033 | 2071 | 2000 | | 2250 | 1000 | 2462 | | | | 1500 |
| | POLYNÉSIE | 1500 | 5000 | 5000 | | | | | | | | 333 |
| | Y 532 | EXTRAITS COLORANTS | | | | | | | | | | |
| 1000 DOL | ALGERIE | 60 | 61 | 59 | | | | 2 | | | | 1 |
| | MALI | 1 | 1 | 1 | | | | | | | | |
| | NIGER | 1 | | | | | | | | | | |
| | TCHAD | 2 | 2 | 2 | | | | | | | | |
| | SENEGAL | 44 | 40 | 26 | | | | | | | | |
| | C IVOIRE | 3 | 2 | 2 | | | | | | | | 3 |
| | GABON | 5 | 5 | 5 | | | | | | | | |
| | CONGO BRA | 4 | 4 | 4 | | | | | | | | |
| | SOMALIE | 13 | 12 | | | | | | | | | |
| | MADAGASC | 19 | 17 | 15 | | | | | | | | |
| | COMORES | 1 | 1 | 1 | | | | | | | | |
| | ST P MIO | 31 | 7 | 7 | | | | | | | | 24 |
| | N CALEDO | 17 | 15 | 15 | | | | | | | | 9 |
| TONNES | ALGERIE | 210 | 210 | 207 | | | | 3 | | | | |
| TONNES | MALI | 8 | 5 | 5 | | | | | | | | 3 |
| TONNES | NIGER | 3 | | | | | | | | | | 3 |
| TONNES | TCHAD | 1 | 1 | 1 | | | | | | | | |
| TONNES | SENEGAL | 185 | 168 | 114 | | | | | | | | |
| TONNES | C IVOIRE | 1 | 1 | 1 | | | | | | | | |
| TONNES | GABON | 20 | 20 | 20 | | | | | | | | |
| TONNES | CONGO BRA | 12 | 12 | 12 | | | | | | | | |
| TONNES | SOMALIE | 41 | 40 | | | | | | | | | |
| TONNES | MADAGASC | 64 | 53 | 47 | | | | | | | | |
| TONNES | COMORES | 2 | 2 | 2 | | | | | | | | |
| TONNES | ST P MIO | 42 | 10 | 10 | | | | | | | | 32 |
| TONNES | N CALEDO | 25 | 23 | 23 | | | | | | | | 2 |
| VAL UNIT | ALGERIE | 286 | 290 | 285 | | | | 667 | | | | |
| | MALI | 125 | 200 | 200 | | | | | | | | |
| | NIGER | 333 | | | | | | | | | | 333 |
| | TCHAD | 2000 | 2000 | 2000 | | | | | | | | |
| | SENEGAL | 238 | 238 | 228 | | | | | | | | |
| | C IVOIRE | 3000 | 2000 | 2000 | | | | | | | | |
| | GABON | 250 | 250 | 250 | | | | | | | | |
| | CONGO BRA | 333 | 333 | 333 | | | | | | | | |

Werte: 1000 \$ — Mengen: Tonnen falls nicht anders vermerkt (Abkürzungen siehe Anhang)
 Einheitswerte: \$ je ausgewiesener Mengeneinheit — Y: siehe im Anhang Anmerkungen zu den Waren

Valeurs: 1000 \$ — Quantités: Tonnes sauf indication contraire (Voir abréviations en Annexe)
 Valeurs unitaires: \$ par unité de quantité indiquée — Y: voir notes par produits en Annexe

import

1961

Tab. 1

| Einheit Unité | Ursprung Origine | WELT MONDE | EWG CEE | darunter : dont : | | | | | A O M | DRITTE LÄNDER PAYS TIERS | darunter : dont : | |
|------------------|------------------------------------|--------------------------------|---------------------------|-------------------|----------|-----------|---------------------|--------|-------|-----------------------------------|-------------------|------------------------|
| | | | | France | U.E.B.L. | Nederland | Deutschland (BR) | Italia | | | USA | G. Britan. Roy. Uni |
| | EINFUHR-LÄNDER ↓ IMPORTATEUR | | | | | | | | | | | |
| | SOMALIE | 317 | 300 | | | | | | | 1000 | | |
| | MADAGASC | 297 | 321 | 319 | | | 333 | | | 182 | | |
| | COMORES | 500 | 500 | 500 | | | | | | | | |
| | ST P MIQ | 738 | 700 | 700 | | | | | | 750 | 750 | 800 |
| | N CALEDO | 680 | 652 | 652 | | | | | | 1000 | | |
| | Y | 533 | PIGMENTS PEINTURES VERNIS | | | | | | | | | |
| 1000 DOL | ALGERIE | 3587 | 3568 | 3422 | 41 | 34 | 71 | | | 19 | 8 | 4 |
| | MAURITAN | 66 | 65 | 65 | | | | | | 1 | | |
| | MALI | 206 | 154 | 148 | 1 | | 5 | | 11 | 41 | | 13 |
| | NIGER | 84 | 77 | 77 | | | | | 3 | 4 | | |
| | TCHAD | 124 | 114 | 107 | | 2 | 4 | | | 10 | | |
| | SENEGAL | 656 | 563 | 480 | 13 | 23 | 47 | | 37 | 56 | 1 | 22 |
| | HTE VOLTA | 160 | 111 | 106 | | 5 | | | 10 | 39 | | 2 |
| | C IVOIRE | 1067 | 979 | 866 | 2 | 7 | 104 | | 53 | 35 | | 15 |
| | TOGO | 150 | 147 | 140 | | 5 | 2 | | 2 | 1 | | |
| | DAHOMY | 169 | 118 | 117 | | 1 | | | 4 | 7 | | 1 |
| | CAMEROUN | 483 | 444 | 415 | 7 | 18 | 4 | | 14 | 25 | 1 | 10 |
| | CENTRAFR | 165 | 159 | 152 | | 1 | | | | 6 | | 4 |
| | GABON | 203 | 166 | 165 | | 1 | | | 1 | 36 | 35 | |
| | CONGO BRA | 342 | 318 | 307 | | 6 | 5 | | 10 | 14 | 13 | |
| | SOMALIE | 94 | 84 | | | | | | | 4 | 4 | 4 |
| | MADAGASC | 895 | 885 | 812 | 18 | 34 | 19 | 84 | 6 | 10 | 2 | |
| | REUNION | 456 | 455 | 447 | | 8 | | | | 1 | | |
| | COMORES | 21 | 16 | 16 | | | | | 5 | | | |
| | GUADELOUP | 292 | 243 | 243 | | | | | | 49 | 4 | 8 |
| | MARTINIQ | 282 | 242 | 233 | | 9 | | | 1 | 39 | 19 | 12 |
| | GUYANE | 45 | 45 | 45 | | | | | | | | |
| | N CALEDO | 271 | 236 | 236 | | | | | | 35 | 16 | 1 |
| | POLYNESIE | 293 | 171 | 164 | | | 7 | | | 122 | 116 | 6 |
| TONNES | ALGERIE | 9143 | 9081 | 8113 | 331 | 191 | 446 | | | 62 | 17 | 3 |
| TONNES | MAURITAN | 139 | 134 | 134 | | | | | | 5 | | |
| TONNES | MALI | 311 | 234 | 230 | 2 | | 2 | | 12 | 65 | | 7 |
| TONNES | NIGER | 145 | 134 | 134 | | | | | 3 | 8 | | |
| TONNES | TCHAD | 198 | 180 | 169 | 4 | 4 | 3 | | | 18 | | |
| TONNES | SENEGAL | 1426 | 1284 | 802 | 71 | 144 | 267 | | 38 | 104 | 1 | 32 |
| TONNES | HTE VOLTA | 283 | 209 | 201 | | 8 | | | 13 | 61 | | 1 |
| TONNES | C IVOIRE | 1803 | 1703 | 1583 | 1 | 16 | 103 | | 50 | 50 | | 11 |
| TONNES | TOGO | 258 | 251 | 239 | | 10 | 2 | | 3 | 4 | | 3 |
| TONNES | DAHOMY | 259 | 195 | 194 | | 1 | | | 48 | 16 | | |
| TONNES | CAMEROUN | 823 | 759 | 709 | 16 | 30 | 4 | | 26 | 38 | | 10 |
| TONNES | CENTRAFR | 314 | 305 | 298 | | 7 | | | | 9 | | 4 |
| TONNES | GABON | 394 | 301 | 298 | | 3 | | | | 93 | 91 | |
| TONNES | CONGO BRA | 550 | 513 | 501 | | 9 | 3 | | 5 | 32 | 33 | |
| TONNES | SOMALIE | 199 | 170 | | | | | 170 | | 29 | 4 | 11 |
| TONNES | MADAGASC | 1877 | 1868 | 1671 | 87 | 55 | 55 | | 4 | 5 | 2 | |
| TONNES | REUNION | 897 | 896 | 885 | | 11 | | | | 1 | | |
| TONNES | COMORES | 34 | 28 | 28 | | | | | 6 | | | |
| TONNES | GUADELOUP | 513 | 435 | 435 | | | | | | 78 | 4 | 27 |
| TONNES | MARTINIQ | 553 | 486 | 468 | | 18 | | | | 67 | 20 | 37 |
| TONNES | GUYANE | 76 | 76 | 76 | | | | | | | | |
| TONNES | N CALEDO | 454 | 421 | 421 | | | | | | 33 | 14 | 1 |
| TONNES | POLYNESIE | 452 | 269 | 259 | | | 10 | | | 183 | 173 | 9 |
| VAL UNIT | ALGERIE | 392 | 393 | 422 | 124 | 178 | 159 | | | 306 | 471 | 1333 |
| | MAURITAN | 475 | 485 | 485 | | | | | | 200 | | |
| | MALI | 662 | 658 | 643 | 500 | | 2500 | | 917 | 631 | | 1857 |
| | NIGER | 579 | 575 | 575 | | | | | 1000 | 500 | | |
| | TCHAD | 626 | 633 | 633 | 250 | 500 | 1333 | | | 56 | | |
| | SENEGAL | 460 | 438 | 599 | 193 | 160 | 176 | | 974 | 538 | 1000 | 688 |
| | HTE VOLTA | 565 | 531 | 527 | | 625 | | | 769 | 639 | | 2000 |
| | C IVOIRE | 592 | 575 | 547 | 2000 | 438 | 1010 | | 1060 | 700 | | 1364 |
| | TOGO | 581 | 586 | 586 | | 500 | 1000 | | 667 | 250 | | 333 |
| | DAHOMY | 653 | 605 | 603 | | 1000 | | | 917 | 438 | | |
| | CAMEROUN | 587 | 585 | 585 | 438 | 600 | 1000 | | 538 | 658 | | 1000 |
| | CENTRAFR | 525 | 521 | 510 | | 1000 | | | | 667 | | 1000 |
| | GABON | 515 | 551 | 554 | | 333 | | | | 387 | 385 | |
| | CONGO BRA | 622 | 620 | 613 | | 667 | 1667 | | 2000 | 438 | 394 | |
| | SOMALIE | 472 | 494 | | | | | 494 | | 345 | 1000 | 364 |
| | MADAGASC | 477 | 473 | 486 | 207 | 618 | 345 | | 1500 | 1200 | 1000 | |
| | REUNION | 508 | 508 | 505 | | 727 | | | | 1000 | | |
| | COMORES | 618 | 571 | 571 | | | | | 833 | | | |
| | GUADELOUP | 569 | 559 | 559 | | | | | | 628 | 1000 | 296 |
| | MARTINIQ | 510 | 498 | 498 | | 500 | | | | 582 | 950 | 324 |
| | GUYANE | 592 | 592 | 592 | | | | | | | | |
| | N CALEDO | 597 | 561 | 561 | | | | | | 1061 | 1143 | 1000 |
| | POLYNESIE | 648 | 636 | 633 | | | 700 | | | 667 | 671 | 667 |
| | 541 | PRODUITS MEDICIN ET PHARMACEUT | | | | | | | | | | |
| 1000 DOL | ALGERIE | 27860 | 26978 | 26825 | | | 152 | 1 | | 882 | 2 | |
| | MAURITAN | 32 | 32 | 32 | | | | | | | | |
| | MALI | 847 | 837 | 833 | 2 | 2 | | | 4 | 6 | | |
| | NIGER | 252 | 243 | 214 | | | 29 | | 7 | 2 | | |
| | TCHAD | 344 | 338 | 336 | 2 | | | | 2 | 4 | 5 | |
| | SENEGAL | 3093 | 3070 | 3064 | 1 | | 5 | | | 23 | | 1 |
| | HTE VOLTA | 438 | 436 | 425 | 5 | | | | 5 | 3 | | |
| | C IVOIRE | 2162 | 2136 | 2134 | | | 2 | | | 26 | | |
| | TOGO | 572 | 553 | 549 | | | 4 | | | 8 | 10 | 4 |
| | DAHOMY | 666 | 405 | 405 | | | | | 186 | 15 | 14 | |
| | 541 | MEDIZIN U PHARM ERZEUGNISSE | | | | | | | | | | |

Werte : 1000 \$ — Mengen : Tonnen falls nicht anders vermerkt (Abkürzungen siehe Anhang)
 Einheitswerte : \$ je ausgewiesener Mengeneinheit — Y : siehe im Anhang Anmerkungen zu den Waren

Valeurs : 1000 \$ — Quantités : Tonnes sauf indication contraire (Voir abréviations en Annexe)
 Valeurs unitaires : \$ par unité de quantité indiquée — Y : voir notes par produits en Annexe

i m p o r t

1961

Tab. 1

| Einheit Unité | Ursprung Origine | WELT MONDE | EWG CEE | darunter : dont : | | | | | AOM | DRITTE LÄNDER PAYS TIERS | darunter : dont : | |
|------------------|--------------------------------|---------------|------------|-------------------|----------|-----------|---------------------|--------|------|-----------------------------------|-------------------|------------------------|
| | | | | France | U.E.B.L. | Nederland | Deutschland (BR) | Italia | | | USA | G. Britan. Roy. Uni |
| | EINFUHRLÄNDER | | | | | | | | | | | |
| | IMPORTATEUR | | | | | | | | | | | |
| | CAMEROUN | 2063 | 1997 | 1972 | 5 | 4 | 16 | | 4 | 62 | 45 | 10 |
| | CENTRAFR | 403 | 269 | 266 | 1 | | 2 | | | 134 | 9 | 124 |
| | GABON | 434 | 348 | 343 | 1 | | 4 | | | 86 | 77 | |
| | CONGO BRA | 1442 | 1438 | 1436 | | | | | | 4 | 1 | |
| | CF SOMAL | 1 | | | 2 | | | | | 1 | | |
| | SOMALIE | 485 | 431 | | | | | | | 1 | | |
| | MADAGASC | 3253 | 3233 | 3233 | | | 35 | 396 | | 54 | 7 | 28 |
| | REUNION | 1804 | 1804 | 1804 | | | | | | 20 | 3 | 3 |
| | COMORES | 61 | 44 | 44 | | | | | | | | |
| | ST P MIO | 38 | 35 | 35 | | | | | 16 | 1 | | |
| | GUADELOUP | 1094 | 1093 | 1093 | | | | | | 3 | | 1 |
| | MARTINIQ | 762 | 762 | 762 | | | | | | 1 | | |
| | GUYANE | 122 | 122 | 121 | | | 1 | | | | | |
| | N CALEDO | 459 | 437 | 437 | | | | | | 22 | 7 | 2 |
| | POLYNESIE | 397 | 352 | 352 | | | | | | 45 | 24 | |
| TONNES | ALGERIE | 7260 | 7100 | 7098 | | | 2 | | | 160 | | |
| TONNES | MAURITAN | 7 | 7 | 7 | | | | | | | | |
| TONNES | MALI | 276 | 273 | 269 | | | | | 1 | 2 | | |
| TONNES | NIGER | 66 | 61 | 52 | 2 | 2 | | | 2 | | | |
| TONNES | TCHAD | 78 | 76 | 76 | | | | | 2 | 3 | | |
| TONNES | SENEGAL | 825 | 819 | 819 | | | | | | 2 | 2 | |
| TONNES | HTE VOLTA | 141 | 134 | 131 | | | | | | 6 | | 1 |
| TONNES | C IVOIRE | 800 | 795 | 795 | | 3 | | | 3 | 4 | | |
| TONNES | TOGO | 180 | 164 | 163 | | | | | | 5 | | |
| TONNES | DAHOMY | 209 | 133 | 133 | | | 1 | | 2 | 12 | | 5 |
| TONNES | CAMEROUN | 616 | 588 | 574 | | | | | 74 | 2 | | |
| TONNES | CENTRAFR | 73 | 67 | 67 | | | 1 | | 4 | 24 | 15 | 6 |
| TONNES | GABON | 137 | 126 | 125 | | | | | | 6 | 4 | 2 |
| TONNES | CONGO BRA | 1950 | 1949 | 1948 | | 1 | | | | 11 | 9 | |
| TONNES | CF SOMAL | 2 | | | | | | | | 1 | | |
| TONNES | SOMALIE | 148 | 125 | | | | 5 | | | 2 | | |
| TONNES | MADAGASC | 821 | 812 | 812 | | | | 120 | | 23 | 1 | 8 |
| TONNES | REUNION | 458 | 458 | 458 | | | | | | 9 | 2 | 1 |
| TONNES | COMORES | 19 | 17 | 17 | | | | | | | | |
| TONNES | ST P MIO | 14 | 13 | 13 | | | | | 2 | | | |
| TONNES | GUADELOUP | 331 | 331 | 331 | | | | | | 1 | | 1 |
| TONNES | MARTINIQ | 341 | 341 | 341 | | | | | | | | |
| TONNES | GUYANE | 36 | 36 | 36 | | | | | | | | |
| TONNES | N CALEDO | 130 | 122 | 122 | | | | | | 8 | 2 | 1 |
| TONNES | POLYNESIE | 161 | 142 | 142 | | | | | | 19 | 8 | |
| VAL UNIT | ALGERIE | 3837 | 3800 | 3779 | | | 76000 | | | 5513 | | |
| | MAURITAN | 4571 | 4571 | 4571 | | | | | | | | |
| | MALI | 3069 | 3066 | 3097 | | | | | 4000 | 3000 | | |
| | NIGER | 3818 | 3984 | 4115 | 1000 | 1000 | | | 3500 | 667 | | |
| | TCHAD | 4410 | 4447 | 4421 | | | 3222 | | | 2000 | 2500 | |
| | SENEGAL | 3749 | 3748 | 3741 | | | | | | 3833 | | 1000 |
| | HTE VOLTA | 3106 | 3209 | 3244 | | | | | 1667 | 750 | | |
| | C IVOIRE | 2703 | 2687 | 2684 | | | | | | 5200 | | |
| | TOGO | 3178 | 3372 | 3368 | | | | | | 833 | | 800 |
| | DAHOMY | 2900 | 3045 | 3045 | | | 4000 | | 4000 | 833 | | |
| | CAMEROUN | 3349 | 3396 | 3436 | | | | | 2514 | 7500 | 7000 | |
| | CENTRAFR | 5521 | 4015 | 3970 | 1667 | 4000 | 1600 | | 1000 | 2583 | 3000 | 1667 |
| | GABON | 3168 | 2762 | 2744 | | | 4000 | | | 22333 | 2250 | 62000 |
| | CONGO BRA | 739 | 738 | 737 | | 2000 | | | | 7818 | 8556 | |
| | CF SOMAL | 500 | | | | | | | | 4000 | | |
| | SOMALIE | 3277 | 3448 | | | | 7000 | 3300 | | 500 | | |
| | MADAGASC | 3962 | 3982 | 3982 | | | | | | 2348 | 7000 | 3500 |
| | REUNION | 3939 | 3939 | 3939 | | | | | | 2222 | 1500 | 3000 |
| | COMORES | 3211 | 2588 | 2588 | | | | | | | | |
| | ST P MIO | 2714 | 2692 | 2692 | | | | | 8000 | | | |
| | GUADELOUP | 3305 | 3302 | 3302 | | | | | | 3000 | | 1000 |
| | MARTINIQ | 2235 | 2235 | 2235 | | | | | | | | |
| | GUYANE | 3389 | 3389 | 3361 | | | | | | | | |
| | N CALEDO | 3531 | 3582 | 3582 | | | | | | 2750 | 3500 | 2000 |
| | POLYNESIE | 2466 | 2479 | 2479 | | | | | | 2368 | 3000 | |
| | Y 551 | | | | | | | | | | | |
| | HUILES ESSENTIELLES | | | | | | | | | | | |
| | PROD AROMA | | | | | | | | | | | |
| | AETHERISCHE OELE U RIECHSTOFFE | | | | | | | | | | | |
| 1000 DOL | ALGERIE | 863 | 843 | 806 | 2 | 1 | 12 | 22 | | 1 | 20 | 1 |
| | MALI | 15 | 14 | 14 | | | | | | | | |
| | NIGER | 15 | 2 | 2 | | | | | | | | |
| | TCHAD | 7 | 7 | 7 | | | | | | | 13 | |
| | SENEGAL | 126 | 119 | 118 | | | | | | | | |
| | HTE VOLTA | 26 | 17 | 17 | | | 1 | | | | 7 | |
| | C IVOIRE | 216 | 213 | 213 | | | | | | 8 | 1 | 1 |
| | TOGO | 5 | 5 | 5 | | | | | | 2 | 1 | 2 |
| | DAHOMY | 17 | 13 | 13 | | | | | | | | |
| | CAMEROUN | 28 | 28 | 28 | | | | | | 3 | 1 | |
| | CENTRAFR | 5 | 5 | 5 | | | | | | | | |
| | GABON | 6 | 6 | 6 | | | | | | | | |
| | CONGO BRA | 53 | 53 | 53 | | | | | | | | |
| | SOMALIE | 1 | 2 | 1 | | | | | | | | |
| | MADAGASC | 31 | 25 | 25 | | | | 1 | | 1 | | |
| | COMORES | 2 | 2 | 2 | | | | | | 6 | | |
| | ST P MIO | 28 | 26 | 26 | | | | | | | | |
| | N CALEDO | 27 | 2 | 2 | | | | | | 1 | 2 | 2 |
| | POLYNESIE | 18 | 12 | 10 | | | 2 | | | 24 | 5 | 7 |
| TONNES | ALGERIE | 336 | 325 | 317 | | | 5 | 3 | | 11 | 1 | |
| TONNES | MALI | 72 | 68 | 68 | | | | | | 4 | | |
| TONNES | NIGER | 29 | 1 | 1 | | | | | | | | |
| TONNES | TCHAD | 2 | 2 | 2 | | | | | | 28 | | |

Werte : 1000 \$ — Mengen : Tonnen falls nicht anders vermerkt (Abkürzungen siehe Anhang)
Einheitswerte : \$ je ausgewiesener Mengeneinheit — Y : siehe im Anhang Anmerkungen zu den Waren

Valeurs : 1000 \$ — Quantités : Tonnes sauf indication contraire (Voir abréviations en Annexe)
Valeurs unitaires : \$ par unité de quantité indiquée — Y : voir notes par produits en Annexe

import

1961

Tab. 1

| Einheit Unité | Ursprung Origine | WELT MONDE | EWG CEE | darunter : dont : | | | | | A O M | DRITTE LÄNDER PAYS TIERS | darunter : dont : | |
|------------------|-------------------------------|---------------|------------|-------------------|----------|-----------|---------------------|--------|-------|-----------------------------------|-------------------|------------------------|
| | | | | France | U.E.B.L. | Nederland | Deutschland (BR) | Italia | | | USA | G. Britan. Roy. Uni |
| | EINFUHR-LÄNDER IMPORTATEUR | | | | | | | | | | | |
| TONNES | SENEGAL | 52 | 50 | 50 | | | | | | 2 | | 1 |
| TONNES | HTE VOLTA | 31 | 20 | 20 | | | | | 7 | 4 | | |
| TONNES | C IVOIRE | 110 | 109 | 109 | | | | | | 1 | | |
| TONNES | TOGO | 1 | 1 | 1 | | | | | | | | |
| TONNES | DAHOMÉY | 6 | 6 | 6 | | | | | 1 | 1 | | |
| TONNES | CAMEROUN | 10 | 10 | 10 | | | | | | | | |
| TONNES | CENTRAFR | 2 | 2 | 2 | | | | | | | | |
| TONNES | GABON | 2 | 2 | 2 | | | | | | | | |
| TONNES | CONGO BRA | 17 | 17 | 17 | | | | | | | | |
| TONNES | SOMALIE | 1 | | | | | | | | 1 | | |
| TONNES | MADAGASC | 11 | 9 | 9 | | | | | | 2 | | |
| TONNES | COMORES | 1 | 1 | 1 | | | | | | | | |
| TONNES | ST P MIO | 10 | 8 | 8 | | | | | | 2 | | 1 |
| TONNES | N CALEDO | 7 | 1 | 1 | | | | | | 6 | | 3 |
| TONNES | POLYNESIE | 6 | 2 | 2 | | | | | | 4 | 3 | |
| VAL UNIT | ALGERIE | 2568 | 2594 | 2543 | | | 2400 | 7333 | | 1818 | 1000 | |
| | MALI | 208 | 206 | 206 | | | | | | | | |
| | NIGER | 517 | 2000 | 2000 | | | | | | 464 | | |
| | TCHAD | 3500 | 3500 | 3500 | | | | | | | | |
| | SENEGAL | 2423 | 2380 | 2360 | | | | | | 3500 | | 1000 |
| | HTE VOLTA | 839 | 850 | 850 | | | | | 1143 | 250 | | |
| | C IVOIRE | 1964 | 1954 | 1954 | | | | | | 1000 | | |
| | TOGO | 5000 | 5000 | 5000 | | | | | | | | |
| | DAHOMÉY | 2833 | 2167 | 2167 | | | | | 3000 | 1000 | | |
| | CAMEROUN | 2800 | 2800 | 2800 | | | | | | | | |
| | CENTRAFR | 2500 | 2500 | 2500 | | | | | | | | |
| | GABON | 3000 | 3000 | 3000 | | | | | | | | |
| | CONGO BRA | 3118 | 3118 | 3118 | | | | | | | | |
| | SOMALIE | 1000 | | | | | | | | 1000 | | |
| | MADAGASC | 2818 | 2778 | 2778 | | | | | | 3000 | | |
| | COMORES | 2000 | 2000 | 2000 | | | | | | | | |
| | ST P MIO | 2800 | 3250 | 3250 | | | | | | 1000 | | 2000 |
| | N CALEDO | 3857 | 2000 | 2000 | | | | | | 4000 | | 2333 |
| | POLYNESIE | 3000 | 6000 | 5000 | | | | | | 1500 | 1667 | |
| Y | 553 | | | | | | | | | | | |
| | PARFUMERIE ET PROD DE BEAUTE | | | | | | | | | | | |
| | RIECH UND SCHOENHEITSMITTEL | | | | | | | | | | | |
| 1000 DOL | ALGERIE | 3902 | 3884 | 3872 | | | 11 | 1 | | 18 | | |
| | MAURITAN | 7 | 7 | 7 | | | | | | | | |
| | MALI | 186 | 132 | 130 | | | 2 | | 24 | 30 | | 28 |
| | NIGER | 110 | 83 | 76 | | | 3 | 4 | 15 | 12 | | 4 |
| | TCHAD | 294 | 247 | 239 | | | 3 | 4 | 3 | 44 | | 45 |
| | SENEGAL | 901 | 852 | 847 | | | 1 | 1 | 36 | 13 | | 11 |
| | HTE VOLTA | 159 | 114 | 114 | | | | | 7 | 38 | | 2 |
| | C IVOIRE | 1017 | 778 | 729 | | | 23 | 26 | 89 | 150 | | 140 |
| | TOGO | 356 | 286 | 249 | | | 30 | 6 | 26 | 43 | 1 | 42 |
| | DAHOMÉY | 123 | 75 | 74 | | | | 1 | 19 | 29 | | 27 |
| | CAMEROUN | 627 | 497 | 486 | | | 1 | 1 | 53 | 77 | | 65 |
| | CENTRAFR | 149 | 107 | 104 | | | | 2 | 10 | 32 | 2 | 29 |
| | GABON | 136 | 116 | 109 | | | | 5 | 1 | 10 | | 11 |
| | CONGO BRA | 252 | 201 | 194 | | | 2 | 4 | 1 | 50 | | 1 |
| | CF SOMAL | 46 | 41 | 41 | | | | | | 5 | | 3 |
| | SOMALIE | 88 | 67 | 1 | | | | | | 1 | | 9 |
| | MADAGASC | 571 | 497 | 497 | | | 1 | 5 | 60 | 21 | | 1 |
| | REUNION | 313 | 257 | 256 | | | | | 1 | 61 | | 1 |
| | COMORES | 13 | 12 | 12 | | | | | 1 | 32 | | 22 |
| | QUADELOUP | 283 | 268 | 268 | | | | | | 14 | | 1 |
| | MARTINIQ | 476 | 451 | 451 | | | | | | 19 | | 4 |
| | GUYANE | 93 | 92 | 92 | | | | | | 1 | | 1 |
| | N CALEDO | 295 | 262 | 262 | | | | | | 18 | | 2 |
| | POLYNESIE | 190 | 168 | 168 | | | | | | 22 | 10 | 3 |
| TONNES | ALGERIE | 2207 | 2200 | 2196 | | | 3 | 1 | | 7 | | |
| TONNES | MAURITAN | 5 | 5 | 5 | | | | | | | | |
| TONNES | MALI | 150 | 94 | 92 | | | 2 | | 24 | 32 | | 30 |
| TONNES | NIGER | 80 | 55 | 51 | | | 1 | 3 | 12 | 13 | | 1 |
| TONNES | TCHAD | 294 | 264 | 256 | | | 4 | 3 | 2 | 28 | | 28 |
| TONNES | SENEGAL | 524 | 490 | 487 | | | | 1 | 20 | 14 | | 13 |
| TONNES | HTE VOLTA | 58 | 26 | 26 | | | | | 9 | 23 | | 4 |
| TONNES | C IVOIRE | 896 | 592 | 549 | | | 15 | 28 | 52 | 252 | | 229 |
| TONNES | TOGO | 376 | 270 | 234 | | | 2 | 6 | 39 | 66 | 1 | 64 |
| TONNES | DAHOMÉY | 113 | 47 | 46 | | | | 1 | 19 | 47 | | 44 |
| TONNES | CAMEROUN | 480 | 377 | 368 | | | 2 | 1 | 30 | 73 | | 59 |
| TONNES | CENTRAFR | 132 | 98 | 94 | | | | 2 | 5 | 29 | 1 | 28 |
| TONNES | GABON | 126 | 105 | 99 | | | 2 | 3 | 8 | 13 | | 12 |
| TONNES | CONGO BRA | 172 | 140 | 133 | | | 3 | 3 | 30 | 2 | | 2 |
| TONNES | CF SOMAL | 69 | 63 | 63 | | | | | | 6 | | 5 |
| TONNES | SOMALIE | 81 | 64 | 1 | | | | | | 17 | | 10 |
| TONNES | MADAGASC | 297 | 252 | 251 | | | | | 33 | 12 | | 1 |
| TONNES | REUNION | 169 | 124 | 123 | | | | | 14 | 31 | | 25 |
| TONNES | COMORES | 10 | 9 | 9 | | | | | 1 | | | |
| TONNES | QUADELOUP | 172 | 166 | 166 | | | | | 6 | | | |
| TONNES | MARTINIQ | 209 | 189 | 189 | | | | | 14 | 6 | | 3 |
| TONNES | GUYANE | 63 | 62 | 62 | | | | | | 1 | | 1 |
| TONNES | N CALEDO | 93 | 72 | 72 | | | | | 4 | 17 | | 3 |
| TONNES | POLYNESIE | 97 | 79 | 79 | | | | | | 18 | 4 | 2 |
| VAL UNIT | ALGERIE | 1768 | 1765 | 1763 | | | 3667 | 1000 | | 2571 | | |
| | MAURITAN | 1400 | 1400 | 1400 | | | | | | | | |
| | MALI | 1240 | 1404 | 1413 | | | | | | | | |
| | NIGER | 1375 | 1509 | 1490 | | | 1000 | 3000 | 1333 | 1250 | 938 | 933 |
| | TCHAD | 1006 | 936 | 934 | | | 750 | 1000 | 1333 | 1500 | 1571 | 1607 |
| | SENEGAL | 1719 | 1739 | 1739 | | | | 1500 | 1000 | 1800 | 929 | 846 |

Werte: 1000 \$ — Mengen: Tonnen falls nicht anders vermerkt (Abkürzungen siehe Anhang)
Einheitswerte: \$ je ausgewiesener Mengeneinheit — Y: siehe im Anhang Anmerkungen zu den Waren

Valeurs: 1000 \$ — Quantités: Tonnes sauf indication contraire (Voir abréviations en Annexe)
Valeurs unitaires: \$ par unité de quantité indiquée — Y: voir notes par produits en Annexe

Tab. 1

import

1961

| Einheit Unité | Ursprung Origine | WELT MONDE | EWG C E E | darunter : dont : | | | | | A O M | DRITTE LÄNDER PAYS TIERS | darunter : dont : | |
|------------------|-----------------------------------|---------------|--------------|-------------------|----------|-----------|---------------------|--------|-------|-----------------------------------|-------------------|------------------------|
| | | | | France | U.E.B.L. | Nederland | Deutschland (BR) | Italia | | | USA | G. Britan. Roy. Uni |
| | EINFUHRLÄNDER ↓ IMPORTATEUR | | | | | | | | | | | |
| | HTE VOLTA | 2741 | 4385 | 4385 | | | | 778 | 1652 | | | 500 |
| | C IVOIRE | 1135 | 1314 | 1328 | | | 1533 | 929 | 1712 | | | 611 |
| | TOGO | 947 | 1059 | 1064 | 500 | | 1071 | 1000 | 667 | 652 | 1000 | 656 |
| | DAHOMÉY | 1088 | 1596 | 1609 | | | | 1000 | 1000 | 617 | | 614 |
| | CAMEROUN | 1306 | 1318 | 1321 | 500 | 1000 | 1400 | 2000 | 1767 | 1055 | | 1102 |
| | CENTRAFR | 1129 | 1092 | 1106 | 500 | | 1000 | | 2000 | 1103 | 2000 | 1036 |
| | GABON | 1079 | 1105 | 1101 | 500 | | 1667 | 1000 | 1250 | 769 | | 917 |
| | CONGO BRA | 1465 | 1436 | 1459 | 667 | | 1333 | 1000 | 1667 | 500 | | 500 |
| | SOMALIE | 667 | 651 | 651 | | | | | | 833 | | 600 |
| | CAMEROUN | 1086 | 1047 | 1000 | | | 1000 | 714 | 1091 | | | 900 |
| | MADAGASC | 1923 | 1980 | 1980 | | | | | 1848 | 917 | | 1000 |
| | REUNION | 1852 | 2073 | 2081 | | 1000 | | | 2286 | 774 | | 880 |
| | COMORES | 1300 | 1333 | 1333 | | | | | 1000 | | | |
| | QUADELOUP | 1645 | 1614 | 1614 | | | | | 2333 | | | |
| | MARTINIQ | 2278 | 2386 | 2386 | | | | | 1357 | 1000 | | 1333 |
| | GUYANE | 1476 | 1484 | 1484 | | | | | | 1000 | | 1000 |
| | N CALEDO | 3172 | 3639 | 3639 | | | | | | 882 | | 667 |
| | POLYNESIE | 1959 | 2127 | 2127 | | | | | 4500 | 1222 | 2500 | 1500 |
| | 554 | | | | | | | | | | | |
| | SAVONS PRODUITS D ENTRETIEN | | | | | | | | | | | |
| | SEIFEN PUTZ UND WASCHMITTEL | | | | | | | | | | | |
| 1000 DOL | ALGERIE | 12658 | 12650 | 12649 | | | 1 | | | 8 | 1 | |
| | MAURITAN | 27 | 27 | 27 | | | | | | | | |
| | MALI | 286 | 213 | 210 | | | 3 | | 70 | 3 | | |
| | NIGER | 277 | 86 | 86 | | | | | 162 | 28 | | |
| | TCHAD | 195 | 192 | 174 | | 17 | | 1 | 1 | 2 | | |
| | SENEGAL | 756 | 726 | 695 | | 16 | 11 | 4 | 6 | 24 | 2 | 11 |
| | HTE VOLTA | 314 | 95 | 95 | | | | | 140 | 79 | | 6 |
| | C IVOIRE | 864 | 824 | 821 | | | 3 | | 12 | 28 | 1 | 25 |
| | TOGO | 208 | 158 | 137 | | 1 | 3 | 5 | 12 | 37 | | 21 |
| | DAHOMÉY | 119 | 106 | 106 | | | | | 3 | 10 | | 6 |
| | CAMEROUN | 613 | 548 | 511 | | 26 | 9 | 2 | 3 | 62 | 1 | 47 |
| | CENTRAFR | 186 | 178 | 160 | | 13 | 2 | 3 | 3 | 5 | | 3 |
| | GABON | 278 | 268 | 262 | | 6 | | | 5 | 5 | | 4 |
| | CONGO BRA | 557 | 545 | 525 | | 13 | 7 | | 5 | 7 | | 8 |
| | SOMALIE | 186 | 116 | | | | | 116 | | 70 | 2 | 52 |
| | MADAGASC | 2175 | 2129 | 2081 | | 46 | 2 | | 3 | 43 | 1 | 17 |
| | REUNION | 319 | 318 | 318 | | | | | 1 | | | |
| | COMORES | 50 | 50 | 48 | | | 2 | | | | | |
| | ST P MIO | 46 | 31 | 31 | | | | | | 15 | | 15 |
| | QUADELOUP | 278 | 277 | 277 | | | | | | 1 | | |
| | MARTINIQ | 282 | 281 | 280 | | 1 | | | 2 | 1 | | |
| | GUYANE | 49 | 49 | 49 | | | | | | | | |
| | N CALEDO | 82 | 67 | 67 | | | | | 1 | 14 | | |
| | POLYNESIE | 210 | 181 | 181 | | | | | 1 | 28 | 7 | 1 |
| TONNES | ALGERIE | 34518 | 34512 | 34511 | | | 1 | | | 6 | 1 | |
| TONNES | MAURITAN | 49 | 49 | 49 | | | | | | | | |
| TONNES | MALI | 933 | 725 | 722 | | | 3 | | 204 | 4 | | |
| TONNES | NIGER | 853 | 225 | 225 | | | | | 504 | 121 | | |
| TONNES | TCHAD | 439 | 430 | 389 | | 39 | | 2 | 1 | 8 | | |
| TONNES | SENEGAL | 1402 | 1356 | 1287 | | 38 | 19 | 12 | 8 | 38 | 5 | 19 |
| TONNES | HTE VOLTA | 1049 | 240 | 240 | | | | | 489 | 320 | | 17 |
| TONNES | C IVOIRE | 2078 | 2023 | 2020 | | | 3 | | 16 | 39 | 1 | 32 |
| TONNES | TOGO | 641 | 437 | 367 | | 1 | 8 | 18 | 43 | 130 | | 40 |
| TONNES | DAHOMÉY | 253 | 214 | 214 | | | | | 11 | 28 | | 9 |
| TONNES | CAMEROUN | 1373 | 1295 | 1192 | | 70 | 28 | 5 | 4 | 74 | | 38 |
| TONNES | CENTRAFR | 402 | 388 | 337 | | 34 | 6 | 11 | 4 | 10 | | 2 |
| TONNES | GABON | 845 | 829 | 812 | | 17 | | | 10 | 6 | | 4 |
| TONNES | CONGO BRA | 1495 | 1480 | 1439 | | 27 | 14 | | 7 | 6 | | 6 |
| TONNES | SOMALIE | 311 | 195 | | | | | 195 | | 116 | 3 | 82 |
| TONNES | MADAGASC | 8708 | 8640 | 8454 | | 184 | 2 | | 4 | 64 | | 18 |
| TONNES | REUNION | 1473 | 1470 | 1470 | | | | | 1 | 2 | | |
| TONNES | COMORES | 197 | 197 | 191 | | 6 | | | | | | |
| TONNES | ST P MIO | 87 | 55 | 55 | | | | | | 32 | | 31 |
| TONNES | QUADELOUP | 1115 | 1114 | 1114 | | | | | | 1 | | |
| TONNES | MARTINIQ | 1292 | 1289 | 1288 | | | 1 | | 3 | | | |
| TONNES | GUYANE | 191 | 191 | 191 | | | | | | | | |
| TONNES | N CALEDO | 153 | 114 | 114 | | | | | 1 | 38 | | |
| TONNES | POLYNESIE | 430 | 373 | 373 | | | | | 1 | 56 | 9 | 2 |
| VAL UNIT | ALGERIE | 367 | 367 | 367 | | | 1000 | | | 1333 | 1000 | |
| | MAURITAN | 551 | 551 | 551 | | | | | | | | |
| | MALI | 307 | 294 | 291 | | | | | | | | |
| | NIGER | 325 | 382 | 382 | | 1000 | | | 343 | 750 | | |
| | TCHAD | 444 | 447 | 447 | | | | | 1000 | 231 | | |
| | SENEGAL | 539 | 535 | 540 | | 436 | | 500 | 1000 | 250 | | |
| | HTE VOLTA | 299 | 396 | 396 | | 421 | 579 | 333 | 750 | 632 | 400 | 579 |
| | C IVOIRE | 416 | 407 | 406 | | | | | 286 | 247 | | 353 |
| | TOGO | 324 | 362 | 373 | | | 1000 | | 750 | 718 | 1000 | 781 |
| | DAHOMÉY | 470 | 495 | 495 | | 1000 | 375 | 278 | 279 | 1000 | | 525 |
| | CAMEROUN | 446 | 423 | 429 | | | 371 | 321 | 400 | 750 | | 667 |
| | CENTRAFR | 463 | 459 | 475 | | | 382 | 333 | 273 | 750 | | 1237 |
| | GABON | 329 | 323 | 323 | | | 353 | | 273 | 500 | | 1500 |
| | CONGO BRA | 373 | 368 | 365 | | | 481 | 500 | | 714 | | 1000 |
| | SOMALIE | 598 | 595 | | | | | | 595 | 603 | 667 | 1333 |
| | MADAGASC | 250 | 246 | 246 | | 250 | 1000 | | 750 | 672 | | 634 |
| | REUNION | 217 | 216 | 216 | | | | | 1000 | | | 944 |
| | COMORES | 254 | 254 | 251 | | 333 | | | | | | |
| | ST P MIO | 529 | 564 | 564 | | | | | | 469 | | 484 |
| | QUADELOUP | 249 | 249 | 249 | | | | | | 1000 | | |
| | MARTINIQ | 218 | 218 | 217 | | | 1000 | | 667 | | | |
| | GUYANE | 257 | 257 | 257 | | | | | | | | |
| | N CALEDO | 536 | 588 | 588 | | | | | 1000 | 368 | | |

Werte : 1000 \$ — Mengen : Tonnen falls nicht anders vermerkt (Abkürzungen siehe Anhang)
Einheitswerte : \$ je ausgewiesener Mengeneinheit — Y : siehe im Anhang Anmerkungen zu den Waren

Valeurs : 1000 \$ — Quantités : Tonnes sauf indication contraire (Voir abréviations en Annexe)
Valeurs unitaires : \$ par unité de quantité indiquée — Y : voir notes par produits en Annexe

import

1961

Tab. 1

| Einheit Unité | Ursprung Origine | WELT MONDE | EWG CEE | darunter : dont : | | | | | AOM | DRITTE LÄNDER PAYS TIERS | darunter : dont : | |
|------------------|-----------------------------------|---------------|------------|-------------------|----------|-----------|---------------------|--------|-----|-----------------------------------|-------------------|------------------------|
| | | | | France | U.E.B.L. | Nederland | Deutschland (BR) | Italia | | | USA | G. Britan. Roy. Uni |
| | EINFUHRLÄNDER ↓ IMPORTATEUR | | | | | | | | | | | |
| | POLYNESIE | 488 | 485 | 485 | | | | 1000 | 500 | 778 | 500 | |
| | 561 ENGRAIS MANUFACTURES | | | | | | | | | | | |
| | CHEMISCHE DUENGEMITTEL | | | | | | | | | | | |
| 1000 DOL | ALGERIE | 6123 | 5563 | 5212 | 315 | 36 | | | | 560 | | |
| | MALI | 65 | 36 | 36 | | | | | 1 | 28 | | |
| | TCHAD | 2 | 1 | 1 | | | | | | 1 | | |
| | SENEGAL | 1375 | 1374 | 860 | 447 | 1 | 46 | | | 1 | 1 | |
| | HTE VOLTA | 4 | 4 | 3 | 1 | | | | | | | |
| | C IVOIRE | 1181 | 1181 | 1075 | 69 | 19 | 9 | 9 | | | | |
| | TOGO | 10 | 9 | 9 | | | | | | 1 | | |
| | DAHOMÉY | 6 | 8 | 8 | | | | | | | | |
| | CAMEROUN | 674 | 673 | 628 | | 19 | 26 | | 1 | | | |
| | CENTRAFR | 105 | 104 | 57 | 11 | 34 | 2 | | | 1 | | |
| | GABON | 8 | 7 | 7 | | | | | 1 | | | |
| | CONGO BRA | 102 | 102 | 102 | | | | | | | | |
| | SOMALIE | 213 | 210 | | | | | 210 | | 3 | 3 | |
| | MADAGASC | 360 | 330 | 308 | 3 | | 15 | 4 | | 30 | | |
| | REUNION | 1722 | 1646 | 1529 | 90 | 8 | | 19 | 21 | 55 | | |
| | GUADELOUP | 2000 | 1994 | 1977 | 17 | | | | | 6 | | |
| | MARTINIQ | 1464 | 1427 | 1276 | 68 | 82 | 1 | | | 37 | | |
| | GUYANE | 7 | 7 | 6 | 1 | | | | | | | |
| | POLYNESIE | 6 | 3 | 3 | | | | | 2 | 1 | 2 | |
| TONNES | ALGERIE | 105682 | 97422 | 91865 | 4957 | 600 | | | | 8260 | | |
| TONNES | MALI | 505 | 391 | 391 | | | | | 4 | 110 | | |
| TONNES | TCHAD | 6 | 4 | 4 | | | | | | 2 | | |
| TONNES | SENEGAL | 19341 | 19338 | 12874 | 5842 | 15 | 607 | | | 3 | 3 | |
| TONNES | HTE VOLTA | 51 | 51 | 39 | 12 | | | | | | | |
| TONNES | C IVOIRE | 16812 | 16813 | 14702 | 1392 | 396 | 189 | 134 | | 1 | | |
| TONNES | TOGO | 126 | 122 | 122 | | | | | | 4 | | |
| TONNES | DAHOMÉY | 107 | 106 | 106 | | | | | | 1 | | |
| TONNES | CAMEROUN | 9433 | 9402 | 8575 | | 368 | 459 | | 30 | 1 | | |
| TONNES | CENTRAFR | 1582 | 1582 | 767 | 166 | 599 | 50 | | | | | |
| TONNES | GABON | 105 | 94 | 94 | | | | | 6 | 5 | | |
| TONNES | CONGO BRA | 1598 | 1597 | 1597 | | | | | | 1 | | |
| TONNES | SOMALIE | 1865 | 1848 | | | | | 1848 | | 17 | 16 | |
| TONNES | MADAGASC | 3605 | 3061 | 2774 | 40 | | 202 | 45 | | 544 | | |
| TONNES | REUNION | 20015 | 18907 | 17531 | 1109 | 89 | | 178 | 401 | 707 | | |
| TONNES | GUADELOUP | 27966 | 27784 | 27524 | 260 | | | | | 182 | | |
| TONNES | MARTINIQ | 21813 | 21079 | 18850 | 1035 | 1154 | 40 | | | 734 | | |
| TONNES | GUYANE | 95 | 85 | 75 | 10 | | | | | 10 | | |
| TONNES | POLYNESIE | 59 | 26 | 26 | | | | | 15 | 18 | 14 | |
| VAL UNIT | ALGERIE | 58 | 57 | 57 | 64 | 60 | | | | 68 | | |
| | MALI | 129 | 92 | 92 | | | | | 250 | 255 | | |
| | TCHAD | 333 | 250 | 250 | | | | | | 500 | | |
| | SENEGAL | 71 | 71 | 68 | 77 | 67 | 76 | | | 333 | 333 | |
| | HTE VOLTA | 70 | 78 | 77 | 77 | 83 | | | | | | |
| | C IVOIRE | 70 | 70 | 73 | 50 | 48 | 48 | 67 | | | | |
| | TOGO | 79 | 74 | 74 | | | | | | 250 | | |
| | DAHOMÉY | 75 | 75 | 75 | | | | | | | | |
| | CAMEROUN | 71 | 72 | 73 | | 52 | 57 | | 33 | | | |
| | CENTRAFR | 64 | 66 | 74 | 66 | 57 | 40 | | | | | |
| | GABON | 76 | 74 | 74 | | | | | 167 | | | |
| | CONGO BRA | 64 | 64 | 64 | | | | | | | | |
| | SOMALIE | 114 | 114 | | | | | 114 | | 176 | 198 | |
| | MADAGASC | 100 | 108 | 111 | 75 | | 74 | 89 | | 55 | | |
| | REUNION | 86 | 87 | 87 | 81 | 90 | | 107 | 52 | 78 | | |
| | GUADELOUP | 72 | 72 | 72 | 65 | | | | | 33 | | |
| | MARTINIQ | 67 | 68 | 68 | 66 | 71 | 25 | | | 50 | | |
| | GUYANE | 74 | 82 | 80 | 100 | | | | | | | |
| | POLYNESIE | 102 | 115 | 115 | | | | | 133 | 56 | 143 | |
| | Y 571 EXPLOSIFS | | | | | | | | | | | |
| | SPRENGSTOFFE | | | | | | | | | | | |
| 1000 DOL | ALGERIE | 1346 | 1313 | 1312 | | | | | | 33 | 1 | 24 |
| | MAURITAN | 297 | 244 | 244 | | | | | | 53 | | |
| | MALI | 100 | 96 | 96 | | | | | | 4 | | |
| | NIGER | 23 | 21 | 21 | | | | | 1 | 1 | | |
| | TCHAD | 68 | 66 | 54 | 2 | | | | | 9 | 1 | 7 |
| | SENEGAL | 79 | 73 | 69 | 3 | | | | 2 | 1 | | |
| | HTE VOLTA | 106 | 79 | 79 | | | | | | 6 | | |
| | C IVOIRE | 823 | 807 | 805 | 1 | | | | | 27 | | |
| | TOGO | 19 | 19 | 18 | | | | | | 16 | | 2 |
| | DAHOMÉY | 86 | 81 | 81 | | | | | 1 | 1 | | |
| | CAMEROUN | 181 | 179 | 174 | 2 | | | | 4 | 1 | | |
| | CENTRAFR | 179 | 171 | 101 | 70 | | | | | 2 | | |
| | GABON | 267 | 241 | 238 | 3 | | | | 1 | 8 | | 8 |
| | CONGO BRA | 536 | 488 | 469 | 18 | | | | | 18 | | |
| | SOMALIE | 17 | 10 | | | | | | 17 | 31 | 3 | 2 |
| | MADAGASC | 233 | 225 | 213 | 8 | | | | 4 | 7 | 1 | 5 |
| | COMORES | 3 | 1 | 1 | | | | | | 8 | | 1 |
| | ST P HIG | 5 | 2 | 1 | 1 | | | | 2 | 2 | | |
| | N CALEDO | 52 | 3 | 3 | | | | | | 49 | | |
| | POLYNESIE | 14 | 17 | 12 | | | | | | 1 | 1 | |
| TONNES | ALGERIE | 1148 | 1136 | 1135 | | | | | | 12 | | 9 |
| TONNES | MAURITAN | 509 | 351 | 351 | | | | | | 158 | | |
| TONNES | MALI | 85 | 78 | 78 | | | | | | 7 | | |
| TONNES | NIGER | 18 | 17 | 17 | | | | | 1 | | | |
| TONNES | TCHAD | 38 | 35 | 33 | 1 | | | | | 3 | | 2 |

Werte: 1000 \$ — Mengen: Tonnen falls nicht anders vermerkt (Abkürzungen siehe Anhang)
Einheitswerte: \$ je ausgewiesener Mengeneinheit — Y: siehe im Anhang Anmerkungen zu den Waren

Valeurs: 1000 \$ — Quantités: Tonnes sauf indication contraire (Voir abréviations en Annexe)
Valeurs unitaires: \$ par unité de quantité indiquée — Y: voir notes par produits en Annexe

i m p o r t

1961

Tab. 1

| Einheit Unité | Ursprung Origine | WELT MONDE | EWG CEE | darunter : dont : | | | | | A O M | DRITTE LÄNDER PAYS TIERS | darunter : dont : | |
|------------------|-------------------------------|---------------|------------|-------------------|----------|-----------|---------------------|--------|-------|-----------------------------------|-------------------|------------------------|
| | | | | France | U.E.B.L. | Nederland | Deutschland (BR) | Italia | | | USA | G. Britan. Roy. Uni |
| | EINFUHRLÄNDER | | | | | | | | | | | |
| | IMPORTATEUR | | | | | | | | | | | |
| TONNES | SENEGAL | 58 | 52 | 48 | 3 | | | 1 | | 6 | | |
| TONNES | HTE VOLTA | 97 | 56 | 56 | | | | | | 41 | | |
| TONNES | C IVOIRE | 714 | 696 | 696 | | | | | | 18 | | |
| TONNES | TOGO | 10 | 10 | 10 | | | | | | | | |
| TONNES | DAHOMÉY | 102 | 98 | 98 | | | | | 4 | | | |
| TONNES | CAMEROUN | 144 | 143 | 140 | 1 | | 1 | 1 | | 1 | | |
| TONNES | CENTRAFR | 121 | 119 | 76 | 43 | | | | | 2 | | 2 |
| TONNES | GABON | 251 | 225 | 223 | 2 | | | | 1 | 25 | | |
| TONNES | CONGO BRA | 433 | 375 | 364 | 11 | | | | 22 | 36 | 2 | 1 |
| TONNES | SOMALIE | 9 | 6 | | | | | 6 | | 3 | | 3 |
| TONNES | MADAGASC | 216 | 206 | 197 | 6 | | | 3 | | 10 | | |
| TONNES | COMORES | 2 | | | | | | | 1 | 1 | | |
| TONNES | ST P MIO | 6 | 2 | | 2 | | | | | 4 | | |
| TONNES | N CALEDO | 59 | 3 | 3 | | | | | | 56 | | |
| TONNES | POLYNESIE | 12 | 11 | 10 | | | 1 | | | 1 | | |
| VAL UNIT | ALGERIE | 1172 | 1156 | 1156 | | | 1000 | | | 2750 | | 2667 |
| | MAURITAN | 583 | 695 | 695 | | | | | | 335 | | |
| | MALI | 1176 | 1231 | 1231 | | | | | | 571 | | |
| | NIGER | 1278 | 1235 | 1235 | | | | | 1000 | | | |
| | TCHAD | 1789 | 1686 | 1636 | | | | | | 3000 | | 3500 |
| | SENEGAL | 1362 | 1404 | 1438 | 1000 | | | 1000 | | 1000 | | |
| | HTE VOLTA | 1093 | 1411 | 1411 | | | | | | 659 | | |
| | C IVOIRE | 1153 | 1159 | 1157 | | | | | | 889 | | |
| | TOGO | 1900 | 1900 | 1800 | | | | | | | | |
| | DAHOMÉY | 843 | 827 | 827 | | | | | 1000 | | | |
| | CAMEROUN | 1257 | 1252 | 1243 | 2000 | | 1000 | 2000 | | 2000 | | |
| | CENTRAFR | 1479 | 1437 | 1329 | 1628 | | | | | 4000 | | 4000 |
| | GABON | 1036 | 1071 | 1067 | 1500 | | | | 1000 | 720 | | |
| | CONGO BRA | 1238 | 1301 | 1288 | 1636 | | | | | 861 | 1500 | 2000 |
| | SOMALIE | 1889 | 1667 | | | | | | | 2333 | | 1667 |
| | MADAGASC | 1079 | 1092 | 1081 | 1333 | | | 1667 | 1333 | 800 | | |
| | COMORES | 1500 | | | | | | | 2000 | | | |
| | ST P MIO | 833 | 1000 | | 500 | | | | | 500 | | |
| | N CALEDO | 881 | 1000 | 1000 | | | | | | 875 | | |
| | POLYNESIE | 1167 | 1182 | 1200 | | | 1000 | | | 1000 | | |
| | 581 | | | | | | | | | | | |
| | MATIERES PLASTIQUES RESIN ART | | | | | | | | | | | |
| | KUNSTSTOFFE KUNSTHARZE USW | | | | | | | | | | | |
| 1000 DOL | ALGERIE | 3792 | 3643 | 3612 | 1 | 10 | 18 | 2 | | 149 | 117 | 7 |
| | MAURITAN | 64 | 63 | 63 | | | | | | 1 | | |
| | MALI | 37 | 27 | 25 | | | 1 | 1 | 4 | 6 | | |
| | NIGER | 14 | 13 | 13 | | | | | 1 | | | |
| | TCHAD | 26 | 26 | 26 | | | | | | | | |
| | SENEGAL | 1025 | 982 | 884 | | | | | | 43 | 4 | 17 |
| | HTE VOLTA | 41 | 40 | 39 | | 40 | 34 | 24 | 1 | 1 | | |
| | C IVOIRE | 436 | 427 | 359 | | | | 22 | 46 | 9 | | 1 |
| | TOGO | 25 | 24 | 20 | 3 | | | | 1 | 1 | | |
| | DAHOMÉY | 66 | 67 | 57 | 7 | | | | 3 | 1 | | |
| | CAMEROUN | 248 | 247 | 239 | | | 2 | 6 | | 1 | | 1 |
| | CENTRAFR | 30 | 30 | 24 | | | 6 | | | | | |
| | GABON | 75 | 70 | 70 | | | | | 3 | 2 | 2 | |
| | CONGO BRA | 114 | 87 | 85 | 1 | | | 1 | 1 | 26 | 26 | 1 |
| | MADAGASC | 257 | 244 | 187 | 4 | | 16 | 37 | 2 | 11 | | 1 |
| | MARTINIO | 5 | 5 | 5 | | | | | | | | |
| | POLYNESIE | 102 | 95 | 90 | | | 5 | | | 7 | 2 | |
| TONNES | ALGERIE | 4269 | 4182 | 4165 | 1 | 3 | 11 | 2 | | 87 | 35 | 24 |
| TONNES | MAURITAN | 56 | 54 | 54 | | | | | | 2 | | |
| TONNES | MALI | 26 | 18 | 17 | | | | 1 | 4 | 4 | | |
| TONNES | NIGER | 10 | 9 | 9 | | | | | 1 | | | |
| TONNES | TCHAD | 17 | 17 | 17 | | | | | | | | |
| TONNES | SENEGAL | 1353 | 1307 | 1165 | | 82 | 38 | 22 | | 46 | 6 | 19 |
| TONNES | HTE VOLTA | 41 | 39 | 39 | | | | | | 2 | | |
| TONNES | C IVOIRE | 531 | 522 | 378 | | | | 19 | 125 | 9 | | 2 |
| TONNES | TOGO | 24 | 23 | 20 | 3 | | | | | 1 | | |
| TONNES | DAHOMÉY | 55 | 55 | 46 | 7 | | | | 2 | | | |
| TONNES | CAMEROUN | 274 | 271 | 262 | | | 5 | 4 | | 3 | | 3 |
| TONNES | CENTRAFR | 40 | 40 | 24 | | | 16 | | | | | |
| TONNES | GABON | 115 | 112 | 112 | | | | | 3 | | | |
| TONNES | CONGO BRA | 121 | 104 | 102 | 2 | | | | 5 | 12 | 10 | 1 |
| TONNES | MADAGASC | 211 | 204 | 150 | 3 | | 12 | 39 | 1 | 6 | | |
| TONNES | MARTINIO | 5 | 5 | 5 | | | | | | | | |
| TONNES | POLYNESIE | 124 | 116 | 106 | | | 10 | | | 8 | 2 | |
| VAL UNIT | ALGERIE | 888 | 871 | 867 | 1000 | 3333 | 1636 | 1000 | | 1713 | 3343 | 292 |
| | MAURITAN | 1143 | 1167 | 1167 | | | | | | 500 | | |
| | MALI | 1423 | 1500 | 1471 | | | | 1000 | 1000 | 1500 | | |
| | NIGER | 1400 | 1444 | 1444 | | | | | 1000 | | | |
| | TCHAD | 1529 | 1529 | 1529 | | | | | | | | |
| | SENEGAL | 758 | 751 | 759 | | 488 | 895 | 1091 | | 935 | 667 | 895 |
| | HTE VOLTA | 1000 | 1026 | 1000 | | | | | | 500 | | |
| | C IVOIRE | 821 | 818 | 950 | | | | 1158 | 368 | 1000 | | 500 |
| | TOGO | 1042 | 1043 | 1000 | 1000 | | | | | 1000 | | |
| | DAHOMÉY | 1200 | 1218 | 1239 | 1000 | | | 1500 | | 1000 | | |
| | CAMEROUN | 905 | 911 | 912 | | | 400 | 1500 | | 333 | | 333 |
| | CENTRAFR | 750 | 750 | 1000 | | | 375 | | | | | |
| | GABON | 652 | 625 | 625 | | | | | 1000 | | | |
| | CONGO BRA | 942 | 837 | 833 | 500 | | | | 200 | 2167 | 2600 | 1000 |
| | MADAGASC | 1218 | 1196 | 1247 | 1333 | | 1333 | 949 | 2000 | 1833 | | |
| | MARTINIO | 1000 | 1000 | 1000 | | | | | | | | |
| | POLYNESIE | 823 | 819 | 849 | | | 500 | | | 875 | 1000 | |

Werte : 1000 \$ — Mengen : Tonnen falls nicht anders vermerkt (Abkürzungen siehe Anhang)
 Einheitswerte : \$ je ausgewiesener Mengeneinheit — Y : siehe im Anhang Anmerkungen zu den Waren

Valeurs : 1000 \$ — Quantités : Tonnes sauf indication contraire (Voir abréviations en Annexe)
 Valeurs unitaires : \$ par unité de quantité indiquée — Y : voir notes par produits en Annexe

import

1961

Tab. 1

| Einheit Unité | Ursprung Origine | WELT MONDE | EWG CEE | darunter : dont : | | | | | A O M | DRITTE LÄNDER PAYS TIERS | darunter : dont : | |
|------------------|---------------------|------------------------|-----------------------------|-------------------|----------|-----------|---------------------|--------|-------|-----------------------------------|-------------------|------------------------|
| | | | | France | U.E.B.L. | Nederland | Deutschland (BR) | Italia | | | USA | G. Britan. Roy. Uni |
| EINFUHRLÄNDER | | | | | | | | | | | | |
| ↓ IMPORTATEUR | | | | | | | | | | | | |
| Y | 599 | PRODUITS CHIMIQUES NDA | CHEMISCHE ERZEUGNISSE A N G | | | | | | | | | |
| 1000 DOL | ALGERIE | 6506 | 6164 | 5858 | 8 | 154 | 111 | 33 | | 342 | 124 | 16 |
| | MAURITAN | 47 | 46 | 45 | | | 1 | | | 1 | 1 | |
| | MALI | 341 | 318 | 313 | | 4 | | 1 | 15 | 8 | 7 | 1 |
| | NIGER | 74 | 57 | 53 | | 4 | | | 1 | 16 | 13 | |
| | TCHAD | 61 | 57 | 49 | | 8 | | | | 4 | 2 | |
| | SENEGAL | 1059 | 810 | 722 | 3 | 42 | 43 | | 30 | 219 | 11 | 33 |
| | HTE VOLTA | 100 | 69 | 63 | | 1 | 5 | | | 31 | 1 | 1 |
| | C IVOIRE | 1202 | 1143 | 962 | 4 | 147 | 30 | | 48 | 11 | | 3 |
| | TOGO | 73 | 67 | 55 | 2 | 6 | 4 | | 3 | 3 | | |
| | DAHOMÉY | 118 | 91 | 85 | | 3 | 3 | | 13 | 14 | 1 | 3 |
| | CAMEROUN | 796 | 713 | 680 | 1 | 19 | 11 | 2 | 5 | 78 | 47 | 4 |
| | CENTRAFR | 178 | 164 | 149 | | 15 | | | 4 | 10 | 9 | |
| | GABON | 261 | 173 | 154 | | 16 | 3 | | 1 | 87 | 11 | 74 |
| | CONGO BRA | 553 | 496 | 426 | | 64 | 5 | 1 | 1 | 56 | 36 | 17 |
| | CF SOMAL | 80 | 51 | 38 | 8 | 2 | 2 | | 1 | 29 | 5 | 13 |
| | SOMALIE | 88 | 52 | 19 | | 1 | | | 32 | 36 | 5 | 28 |
| | MADAGASC | 1016 | 938 | 817 | 3 | 100 | 18 | | 17 | 61 | 11 | 14 |
| | REUNION | 141 | 139 | 139 | | | | | | 2 | | 2 |
| | COMORES | 10 | 9 | 7 | | | | | 3 | | | |
| | ST P MIO | 23 | 9 | 9 | | | | | | 14 | | |
| | GUADELOUP | 304 | 284 | 283 | | | 1 | | | 20 | 9 | |
| | MARTINIQ | 388 | 356 | 340 | | | 11 | | | 32 | 19 | |
| | GUYANE | 53 | 42 | 42 | | 5 | | | | 11 | 6 | |
| | N CALEDO | 316 | 243 | 242 | | | 1 | | | 66 | 2 | 5 |
| | POLYNESIE | 120 | 58 | 57 | | | 1 | | 10 | 52 | 32 | 1 |
| TONNES | ALGERIE | 17995 | 16988 | 16024 | 20 | 646 | 222 | 76 | | 1007 | 331 | 30 |
| TONNES | MAURITAN | 89 | 86 | 85 | | | 1 | | | 3 | 2 | |
| TONNES | MALI | 455 | 409 | 368 | | 40 | | 1 | 33 | 13 | 12 | 1 |
| TONNES | NIGER | 212 | 178 | 138 | | 40 | | | 1 | 33 | 27 | |
| TONNES | TCHAD | 100 | 96 | 82 | | 14 | | | | 4 | 3 | |
| TONNES | SENEGAL | 3383 | 1920 | 1756 | 4 | 90 | 70 | | 219 | 1244 | 43 | 52 |
| TONNES | HTE VOLTA | 191 | 150 | 145 | | 1 | 4 | | | 41 | 3 | 3 |
| TONNES | C IVOIRE | 2720 | 2236 | 2036 | 8 | 149 | 43 | | 452 | 32 | | 8 |
| TONNES | TOGO | 87 | 76 | 61 | 4 | 7 | 4 | | 3 | 8 | | |
| TONNES | DAHOMÉY | 241 | 166 | 158 | | 4 | 4 | | | 49 | 3 | 6 |
| TONNES | CAMEROUN | 2201 | 1958 | 1860 | 1 | 82 | 7 | 8 | 5 | 238 | 187 | 7 |
| TONNES | CENTRAFR | 219 | 183 | 166 | | 17 | | | 25 | 11 | 6 | |
| TONNES | GABON | 500 | 292 | 266 | | 24 | 2 | | 4 | 204 | 12 | 189 |
| TONNES | CONGO BRA | 1037 | 901 | 709 | | 183 | 4 | 5 | | 136 | 98 | 32 |
| TONNES | CF SOMAL | 457 | 194 | 163 | 24 | 4 | 1 | 2 | | 263 | 30 | 33 |
| TONNES | SOMALIE | 109 | 72 | 33 | | 1 | | 38 | | 37 | 3 | 26 |
| TONNES | MADAGASC | 2112 | 1824 | 1629 | 7 | 162 | 26 | | 120 | 168 | 20 | 11 |
| TONNES | REUNION | 121 | 119 | 119 | | | | | | 2 | | 1 |
| TONNES | COMORES | 14 | 11 | 11 | | | | | 3 | | | |
| TONNES | ST P MIO | 73 | 33 | 33 | | | | | | 40 | | |
| TONNES | GUADELOUP | 285 | 246 | 246 | | | | | | 39 | 6 | |
| TONNES | MARTINIQ | 540 | 486 | 469 | | 6 | 11 | | | 54 | 12 | |
| TONNES | GUYANE | 49 | 34 | 34 | | | | | | 15 | 8 | |
| TONNES | N CALEDO | 1255 | 850 | 838 | | | 12 | | | 394 | 1 | 2 |
| TONNES | POLYNESIE | 229 | 95 | 93 | | | 2 | | 60 | 74 | 43 | 3 |
| VAL UNIT | ALGERIE | 362 | 363 | 366 | 400 | 238 | 500 | 434 | | 340 | 375 | 533 |
| | MAURITAN | 528 | 535 | 529 | | | 1000 | | | 333 | 500 | |
| | MALI | 749 | 778 | 851 | | 100 | | 1000 | | 455 | 615 | 1000 |
| | NIGER | 349 | 320 | 384 | | 100 | | | 1000 | 485 | 481 | |
| | TCHAD | 610 | 594 | 598 | | 571 | | | | 1000 | 667 | |
| | SENEGAL | 313 | 422 | 411 | 750 | 467 | 614 | | 137 | 176 | 256 | 635 |
| | HTE VOLTA | 524 | 460 | 434 | | 1000 | 1250 | | | 756 | 333 | 333 |
| | C IVOIRE | 442 | 511 | 472 | 500 | 987 | 698 | | 106 | 344 | | 375 |
| | TOGO | 839 | 882 | 902 | 500 | 857 | 1000 | | 1000 | 375 | | |
| | DAHOMÉY | 490 | 548 | 538 | | 750 | 750 | | 500 | 286 | 333 | 500 |
| | CAMEROUN | 362 | 364 | 366 | 1000 | 232 | 1571 | 250 | 1000 | 328 | 251 | 571 |
| | CENTRAFR | 813 | 896 | 898 | | 882 | | | 160 | 909 | 1500 | |
| | GABON | 522 | 592 | 579 | | 667 | 1500 | | 250 | 426 | 917 | 392 |
| | CONGO BRA | 533 | 550 | 601 | | 350 | 1250 | 200 | | 412 | 367 | 531 |
| | CF SOMAL | 175 | 263 | 233 | 333 | 500 | 2000 | 500 | | 110 | 100 | 394 |
| | SOMALIE | 807 | 722 | 576 | | 1000 | | 842 | | 973 | 1667 | 1077 |
| | MADAGASC | 481 | 514 | 502 | 429 | 617 | 692 | | 142 | 363 | 550 | 1273 |
| | REUNION | 1165 | 1168 | 1168 | | | | | 1000 | | | 2000 |
| | COMORES | 714 | 636 | 636 | | | | | 1000 | | | |
| | ST P MIO | 315 | 273 | 273 | | | | | | 350 | | |
| | GUADELOUP | 1067 | 1154 | 1150 | | | | | | 513 | 1500 | |
| | MARTINIQ | 719 | 733 | 725 | | 833 | 1000 | | | 593 | 1583 | |
| | GUYANE | 1082 | 1235 | 1235 | | | | | | 733 | 750 | |
| | N CALEDO | 252 | 286 | 289 | | | 83 | | | 168 | 2000 | 2500 |
| | POLYNESIE | 524 | 611 | 613 | | | 500 | | 167 | 703 | 744 | 333 |
| Y | 611 | CUIRS | LEDER | | | | | | | | | |
| 1000 DOL | ALGERIE | 1151 | 1035 | 1033 | 1 | | 1 | | 37 | 79 | | 2 |
| | MALI | 2 | 1 | 1 | | | | | | 1 | | |
| | NIGER | 5 | 1 | 1 | | | | | | 1 | 3 | |
| | TCHAD | 2 | 1 | 1 | | | | | | | 1 | |
| | SENEGAL | 35 | 33 | 33 | | | | | | | 2 | |
| | HTE VOLTA | 2 | 1 | 1 | | | | | | 1 | | |
| | C IVOIRE | 12 | 10 | 10 | | | | | | | 2 | |
| | TOGO | 4 | 1 | 1 | | | | | 3 | | | 1 |
| | DAHOMÉY | 3 | 3 | 3 | | | | | | | | |
| | CAMEROUN | 5 | 4 | 4 | | | | | 1 | | | |
| | CENTRAFR | 3 | 3 | 3 | | | | | | | | |
| | GABON | 1 | 1 | 1 | | | | | | | | |
| | CONGO BRA | 11 | 10 | 10 | | | | | 1 | | | |

Werte : 1000 \$ — Mengen ; Tonnen falls nicht anders vermerkt (Abkürzungen siehe Anhang)
 Einheitswerte : \$ je ausgewiesener Mengeneinheit — Y : siehe im Anhang Anmerkungen zu den Waren

Valeurs : 1000 \$ — Quantités : Tonnes sauf indication contraire (Voir abréviations en Annexe)
 Valeurs unitaires : \$ par unité de quantité indiquée — Y : voir notes par produits en Annexe

import

1961

Tab. 1

| Einheit Unité | Ursprung Origine | WELT MONDE | EWG CEE | darunter: dont: | | | | | AOM | DRITTE LÄNDER PAYS TIERS | darunter: dont: | |
|------------------|----------------------|-------------------------------|------------|-----------------|----------|-----------|--------------------------------|--------|------|-----------------------------------|-----------------|------------------------|
| | | | | France | U.E.B.L. | Nederland | Deutschland (BR) | Italia | | | USA | G. Britan. Roy. Uni |
| | EINFUHRLÄNDER | | | | | | | | | | | |
| | IMPORTATEUR | | | | | | | | | | | |
| | SOMALIE | 1 | | | | | | | | 1 | | |
| | MADAGASC | 78 | 72 | 72 | | | | | 5 | 1 | | |
| | POLYNESIE | 12 | 3 | 3 | | | | | | 9 | | |
| TONNES | ALGERIE | 1146 | 1094 | 1093 | 1 | | | | 19 | 33 | | 6 |
| TONNES | MALI | 1 | | | | | | | | 1 | | |
| TONNES | NIGER | 7 | | | | | | | 1 | 6 | | |
| TONNES | TCHAD | 1 | 1 | 1 | | | | | | 1 | | |
| TONNES | SENEGAL | 11 | 10 | 10 | | | | | | 1 | | |
| TONNES | HTE VOLTA | 1 | | | | | | | 1 | 1 | | |
| TONNES | CIVOIRE | 4 | 3 | 3 | | | | | | 1 | | 1 |
| TONNES | TOGO | 5 | | | | | | | 5 | 1 | | |
| TONNES | DAHOMY | 1 | | | | | | | | 1 | | |
| TONNES | CAMEROUN | 4 | 2 | 2 | | | | | 2 | 1 | | |
| TONNES | CENTRAFR | 1 | | | | | | | | 1 | | |
| TONNES | GABON | | | | | | | | | | | |
| TONNES | CONGO BRA | 6 | 5 | 5 | | | | | 1 | | | |
| TONNES | SOMALIE | | | | | | | | | | | |
| TONNES | MADAGASC | 45 | 42 | 42 | | | | | 2 | 1 | | |
| TONNES | POLYNESIE | 8 | 2 | 2 | | | | | | 6 | | |
| VAL UNIT | ALGERIE | 1004 | 946 | 945 | 1000 | | | | 1947 | 2394 | | 333 |
| | MALI | 2000 | | | | | | | | 1000 | | |
| | NIGER | 714 | | | | | | | 1000 | 500 | | |
| | TCHAD | 2000 | 1000 | 1000 | | | | | | 2000 | | |
| | SENEGAL | 3182 | 3300 | 3300 | | | | | | | | |
| | HTE VOLTA | 2000 | | | | | | | 1000 | | | |
| | CIVOIRE | 3000 | 3333 | 3333 | | | | | | 2000 | | 1000 |
| | TOGO | 800 | | | | | | | 600 | | | |
| | DAHOMY | 3000 | | | | | | | | | | |
| | CAMEROUN | 1250 | 2000 | 2000 | | | | | 500 | | | |
| | CENTRAFR | 3000 | | | | | | | | | | |
| | GABON | | | | | | | | | | | |
| | CONGO BRA | 1833 | 2000 | 2000 | | | | | 1000 | | | |
| | SOMALIE | | | | | | | | | | | |
| | MADAGASC | 1733 | 1714 | 1714 | | | | | 2500 | 1000 | | |
| | POLYNESIE | 1500 | 1500 | 1500 | | | | | | 1500 | | |
| Y | 612 | ARTICLES MANUFACT EN CUIR NDA | | | | | WAREN A LEDER KUNSTLEDER A N G | | | | | |
| 1000 DOL | ALGERIE | 576 | 310 | 304 | | | | | 6 | 266 | | 1 |
| | MAURITAN | 2 | 2 | 2 | | | | | | | | |
| | MALI | 5 | 2 | 2 | | | | | | 3 | | |
| | NIGER | 9 | 3 | 3 | | | | | | 6 | | |
| | TCHAD | 6 | 3 | 3 | | | | | | 3 | | |
| | SENEGAL | 43 | 38 | 37 | | | | 1 | | 5 | | |
| | HTE VOLTA | 2 | 2 | 2 | | | | | | | | |
| | CIVOIRE | 61 | 58 | 57 | 1 | | | | | 3 | | |
| | TOGO | 1 | 1 | 1 | | | | | | | | |
| | DAHOMY | 1 | 1 | 1 | | | | | | | | |
| | CAMEROUN | 25 | 26 | 25 | | | | | 1 | 1 | | |
| | CENTRAFR | 36 | 22 | 7 | 3 | | | | 12 | 14 | | |
| | GABON | 6 | 6 | 6 | | | | | | | | |
| | CONGO BRA | 26 | 24 | 24 | | | | | | 2 | | 1 |
| | SOMALIE | 8 | 7 | | | | | | | 1 | | 1 |
| | MADAGASC | 40 | 40 | 40 | | | | | 7 | | | |
| | COMORES | 1 | 1 | 1 | | | | | | | | |
| | N CALEDO | 139 | 118 | 116 | | | | 2 | | 2 | 19 | 1 |
| | POLYNESIE | 3 | 2 | 2 | | | | | | 1 | | 1 |
| TONNES | ALGERIE | 312 | 193 | 191 | | | | | 2 | 119 | | |
| TONNES | MAURITAN | | | | | | | | | | | |
| TONNES | MALI | 5 | 1 | 1 | | | | | | 4 | | |
| TONNES | NIGER | 7 | 2 | 2 | | | | | | 5 | | |
| TONNES | TCHAD | 1 | 1 | 1 | | | | | | | | |
| TONNES | SENEGAL | 17 | 14 | 14 | | | | | | 3 | | |
| TONNES | HTE VOLTA | 4 | 4 | 4 | | | | | | | | |
| TONNES | CIVOIRE | 33 | 30 | 30 | | | | | | 3 | | |
| TONNES | TOGO | | | | | | | | | | | |
| TONNES | DAHOMY | | | | | | | | | | | |
| TONNES | CAMEROUN | 8 | 7 | 7 | | | | | | 1 | | |
| TONNES | CENTRAFR | 10 | 5 | 2 | | | | | 3 | 4 | | |
| TONNES | GABON | 1 | 1 | 1 | | | | | | | | |
| TONNES | CONGO BRA | 13 | 12 | 12 | | | | | | 1 | | |
| TONNES | SOMALIE | 2 | 1 | | | | | | 1 | 1 | | |
| TONNES | MADAGASC | 22 | 22 | 22 | | | | | | | | |
| TONNES | COMORES | | | | | | | | | | | |
| TONNES | N CALEDO | 53 | 48 | 48 | | | | | | 1 | 4 | |
| TONNES | POLYNESIE | 1 | 1 | 1 | | | | | | | | |
| VAL UNIT | ALGERIE | 1846 | 1606 | 1592 | | | | | 3000 | 2235 | | |
| | MAURITAN | | | | | | | | | | | |
| | MALI | 1000 | 2000 | 2000 | | | | | | 750 | | |
| | NIGER | 1286 | 1500 | 1500 | | | | | | 1200 | | |
| | TCHAD | 6000 | 3000 | 3000 | | | | | | | | |
| | SENEGAL | 2529 | 2714 | 2643 | | | | | | 1667 | | |
| | HTE VOLTA | 500 | 500 | 500 | | | | | | | | |
| | CIVOIRE | 1848 | 1933 | 1900 | | | | | | 1000 | | |
| | TOGO | | | | | | | | | | | |
| | DAHOMY | | | | | | | | | | | |
| | CAMEROUN | 3125 | 3714 | 3571 | | | | | | 1000 | | |
| | CENTRAFR | 3600 | 4400 | 3500 | | | | | 4000 | 3500 | | |
| | GABON | 6000 | 6000 | 6000 | | | | | | | | |
| | CONGO BRA | 2000 | 2000 | 2000 | | | | | | | 2000 | |
| | SOMALIE | 4000 | 7000 | | | | | | 7000 | 1000 | | |

Werte: 1000 \$ — Mengen: Tonnen falls nicht anders vermerkt (Abkürzungen siehe Anhang)
 Einheitswerte: \$ je ausgewiesener Mengeneinheit — Y: siehe im Anhang Anmerkungen zu den Waren

Valeurs: 1000 \$ — Quantités: Tonnes sauf indication contraire (Voir abréviations en Annexe)
 Valeurs unitaires: \$ par unité de quantité indiquée — Y: voir notes par produits en Annexe

import

1961

Tab. 1

| Einheit Unité | Ursprung Origine | WELT MONDE | EWG CEE | darunter: dont: | | | | | AOM | DRITTE LÄNDER PAYS TIERS | darunter: dont: | |
|------------------|------------------------------------|---------------|------------|-----------------|----------|-----------|---------------------|--------|------|-----------------------------------|-----------------|------------------------|
| | | | | France | U.E.B.L. | Nederland | Deutschland (BR) | Italia | | | USA | G. Britan. Roy. Uni |
| | EINFUHR-LÄNDER | | | | | | | | | | | |
| | IMPORTATEUR | | | | | | | | | | | |
| | MADAGASCAR | 1818 | 1818 | 1818 | | | | | | | | |
| | COMORES | | | | | | | | | | | |
| | N. CALEDON | 2623 | 2458 | 2417 | | | | | 2000 | 4750 | | |
| | POLYNESIE | 3000 | 2000 | 2000 | | | | | | | | |
| | 613 PELLETERIES APPRETEES | | | | | | | | | | | |
| | ZUGERICHTETE PELZFELLE | | | | | | | | | | | |
| 1000 DOL | ALGERIE | 6 | 5 | 5 | | | | | | | | |
| | TCHAD | 1 | | | | | | | | | | |
| TONNES | ALGERIE | | | | | | | | | | | |
| TONNES | TCHAD | 1 | | | | | | | | | | |
| VAL UNIT | ALGERIE | | | | | | | | | | | |
| | TCHAD | 1000 | | | | | | | | | | |
| | Y 621 DEMI PRODUITS EN CAOUTCHOUC | | | | | | | | | | | |
| | HALBERZEUGNISSE AUS KAUTSCHUK | | | | | | | | | | | |
| 1000 DOL | ALGERIE | 1888 | 1835 | 1793 | | | 40 | 2 | | 53 | 43 | 9 |
| | MAURITAN | 31 | 29 | 29 | | | | | 1 | 1 | 1 | |
| | MALI | 21 | 19 | 17 | | | 2 | | 1 | 1 | | |
| | NIGER | 14 | 12 | 11 | | | 1 | | | 2 | | |
| | TCHAD | 20 | 20 | 20 | | | | | | | | |
| | SENEGAL | 345 | 308 | 276 | | 11 | 17 | 4 | | 37 | 1 | 22 |
| | HTE VOLTA | 59 | 58 | 55 | | | 3 | | | 1 | | |
| | C IVOIRE | 230 | 209 | 182 | 1 | 7 | 12 | 7 | 3 | 18 | 3 | 7 |
| | TOGO | 30 | 27 | 26 | | | 1 | | | 3 | | 2 |
| | DAHOMEY | 44 | 42 | 37 | | | 5 | | 2 | | | |
| | CAMEROUN | 87 | 84 | 78 | | 1 | 5 | | | 2 | 1 | |
| | CENTRAFR | 30 | 30 | 28 | | | 2 | | | | 1 | |
| | GABON | 58 | 49 | 45 | | | 4 | | 2 | 7 | 5 | 1 |
| | CONGO BRA | 136 | 120 | 92 | 1 | 2 | 25 | | | 16 | 13 | 2 |
| | SOMALIE | 3 | 2 | | | | | 2 | | 1 | 1 | |
| | MADAGASCAR | 246 | 202 | 194 | | | 8 | | | 44 | 1 | 1 |
| | ST P MIO | 18 | 2 | 2 | | | | | | 16 | 3 | |
| | N CALEDON | 216 | 183 | 181 | | | 2 | | | 33 | 25 | |
| | POLYNESIE | 27 | 17 | 17 | | | | | | 10 | 10 | |
| TONNES | ALGERIE | 1495 | 1485 | 1471 | | | 13 | 1 | | 10 | 7 | 3 |
| TONNES | MAURITAN | 15 | 14 | 14 | | | | | 1 | | | |
| TONNES | MALI | 16 | 13 | 13 | | | | | 2 | 1 | | |
| TONNES | NIGER | 15 | 4 | 3 | | | 1 | | | 11 | | |
| TONNES | TCHAD | 7 | 7 | 7 | | | | | | | | |
| TONNES | SENEGAL | 336 | 292 | 273 | | 6 | 9 | 4 | | 44 | | 22 |
| TONNES | HTE VOLTA | 51 | 51 | 47 | | | 4 | | | | | |
| TONNES | C IVOIRE | 183 | 146 | 131 | 1 | 2 | 6 | 6 | 3 | 34 | 1 | 20 |
| TONNES | TOGO | 18 | 17 | 17 | | | | | | 1 | | 1 |
| TONNES | DAHOMEY | 26 | 25 | 23 | | | 2 | | 1 | | | |
| TONNES | CAMEROUN | 40 | 37 | 35 | | | 2 | | 2 | 1 | | |
| TONNES | CENTRAFR | 14 | 13 | 13 | | | | | | | | |
| TONNES | GABON | 25 | 21 | 19 | | | 2 | | 1 | 3 | 2 | |
| TONNES | CONGO BRA | 86 | 81 | 43 | | 1 | 37 | | | 5 | 3 | 1 |
| TONNES | SOMALIE | 3 | 2 | | | | | 2 | | 1 | | |
| TONNES | MADAGASCAR | 246 | 194 | 192 | | | 2 | | | 52 | | |
| TONNES | ST P MIO | 6 | 1 | 1 | | | | | | 5 | 1 | |
| TONNES | N CALEDON | 102 | 93 | 90 | | | 3 | | | 9 | 6 | |
| TONNES | POLYNESIE | 13 | 9 | 9 | | | | | | 4 | 4 | |
| VAL UNIT | ALGERIE | 1263 | 1236 | 1219 | | | 3077 | 2000 | | 5300 | 6143 | 3000 |
| | MAURITAN | 2067 | 2071 | 2071 | | | | | 1000 | | | |
| | MALI | 1313 | 1462 | 1308 | | | | | 500 | 1000 | | |
| | NIGER | 933 | 3000 | 3667 | | | | | | 182 | | |
| | TCHAD | 2857 | 2857 | 2857 | | | 1000 | | | | | |
| | SENEGAL | 1027 | 1055 | 1011 | | 1833 | 1889 | 1000 | | 841 | | 1000 |
| | HTE VOLTA | 1157 | 1137 | 1170 | | | 750 | | | | | |
| | C IVOIRE | 1257 | 1432 | 1389 | 1000 | 3500 | 2000 | 1167 | 1000 | 529 | 3000 | 350 |
| | TOGO | 1667 | 1588 | 1529 | | | | | | 3000 | | 2000 |
| | DAHOMEY | 1692 | 1680 | 1609 | | | 2500 | | 2000 | | | |
| | CAMEROUN | 2175 | 2270 | 2229 | | | 2500 | | 500 | 2000 | | |
| | CENTRAFR | 2143 | 2308 | 2154 | | | | | | | | |
| | GABON | 2320 | 2333 | 2368 | | | 2000 | | 2000 | 2333 | 2500 | |
| | CONGO BRA | 1581 | 1481 | 2140 | | 2000 | 676 | | | 3200 | 4333 | 2000 |
| | SOMALIE | 1000 | 1000 | | | | | | | 1000 | | |
| | MADAGASCAR | 1000 | 1041 | 1010 | | | 4000 | | 1000 | 846 | | |
| | ST P MIO | 3000 | 2000 | 2000 | | | | | | 3200 | 3000 | |
| | N CALEDON | 2118 | 1968 | 2011 | | | 667 | | | 3667 | 4167 | |
| | POLYNESIE | 2077 | 1889 | 1889 | | | | | | 2500 | 2500 | |
| | 629 ART MANUFACT EN CAOUTCHOUC NDA | | | | | | | | | | | |
| | BEARB WAREN A KAUTSCHUK A N G | | | | | | | | | | | |
| 1000 DOL | ALGERIE | 13177 | 12736 | 12566 | 67 | 1 | 23 | 79 | | 441 | 217 | 209 |
| | MAURITAN | 506 | 459 | 454 | | | 5 | | 8 | 39 | 34 | 4 |
| | MALI | 916 | 902 | 861 | | 30 | | | | 9 | 5 | 2 |
| | NIGER | 454 | 442 | 426 | | | 3 | 11 | 13 | 6 | | |
| | TCHAD | 414 | 406 | 367 | | | | | | 1 | | |
| | SENEGAL | 1746 | 1728 | 1653 | 15 | 5 | 19 | | | 1 | 7 | 3 |
| | HTE VOLTA | 1249 | 1209 | 1166 | | 6 | 28 | 41 | | 1 | 17 | 11 |
| | C IVOIRE | 3320 | 3285 | 3047 | 27 | 51 | 58 | 102 | 3 | 37 | 1 | 3 |
| | TOGO | 555 | 490 | 462 | | 2 | 6 | 20 | | 1 | 45 | 28 |
| | DAHOMEY | 625 | 310 | 285 | | 1 | 24 | | 312 | 3 | 1 | |
| | CAMEROUN | 1754 | 1707 | 1641 | 3 | 20 | 17 | 26 | 6 | 41 | 30 | 2 |

Werte: 1000 \$ — Mengen: Tonnen falls nicht anders vermerkt (Abkürzungen siehe Anhang)
Einheitswerte: \$ je ausgewiesener Mengeneinheit — Y: siehe im Anhang Anmerkungen zu den Waren

Valeurs: 1000 \$ — Quantités: Tonnes sauf indication contraire (Voir abréviations en Annexe)
Valeurs unitaires: \$ par unité de quantité indiquée — Y: voir notes par produits en Annexe

Tab. 1

import

1961

| Einheit Unité | Ursprung Origine | WELT MONDE | EWG CEE | darunter : dont : | | | | | A O M | DRITTE LÄNDER PAYS TIERS | darunter : dont : | |
|------------------|---------------------|---------------|------------|-------------------|----------|-----------|---------------------|----------|-----------|-----------------------------------|-------------------|------------------------|
| | | | | France | U.E.B.L. | Nederland | Deutschland (BR) | Italia | | | USA | G. Britan. Roy. Uni |
| | EINFUHR-LÄNDER | | | | | | | | | | | |
| | IMPORTATEUR | | | | | | | | | | | |
| | CENTRAFR | 525 | 515 | 459 | 32 | 21 | 3 | | | 10 | 9 | |
| | GABON | 577 | 518 | 425 | 2 | 2 | 88 | 1 | 7 | 52 | 50 | 3 |
| | CONGO BRA | 1242 | 1180 | 1082 | 18 | 8 | 70 | 2 | 4 | 58 | 50 | 6 |
| | CF SOMAL | 70 | 55 | 40 | | | 4 | 11 | | 15 | 2 | 6 |
| | SOMALIE | 319 | 241 | 5 | | | 23 | 213 | | 78 | 6 | 49 |
| | MADAGASC | 2245 | 2216 | 2111 | 12 | 4 | 75 | 14 | 1 | 28 | 10 | 13 |
| | REUNION | 793 | 771 | 759 | | | 11 | | | 22 | | |
| | COMORES | 67 | 65 | 65 | | | | | 2 | | | |
| | ST P MIO | 10 | 9 | 9 | | | | | | 1 | | |
| | GUADELOUP | 689 | 671 | 620 | 4 | 1 | 42 | 4 | 1 | 17 | 1 | 9 |
| | MARTINIO | 730 | 681 | 670 | | 1 | 8 | 2 | 1 | 48 | 13 | 32 |
| | GUYANE | 101 | 99 | 99 | | | | | | 2 | 1 | |
| | N CALEDO | 895 | 869 | 815 | 1 | | 51 | 2 | | 26 | 7 | |
| | POLYNESIE | 234 | 228 | 187 | 5 | 3 | 33 | | 1 | 5 | 5 | 1 |
| TONNES | ALGERIE | 11258 | 10991 | 10825 | 78 | 3 | 10 | 75 | | 267 | 84 | 172 |
| TONNES | MAURITAN | 280 | 259 | 258 | | | 1 | | 4 | 17 | 13 | 4 |
| TONNES | MALI | 695 | 678 | 638 | | 28 | | 12 | 11 | 6 | 1 | 1 |
| TONNES | NIGER | 365 | 341 | 324 | | | 2 | 15 | 4 | 20 | | |
| TONNES | TCHAD | 256 | 251 | 221 | 14 | 3 | 13 | | 1 | 4 | | 1 |
| TONNES | SENEGAL | 1300 | 1295 | 1244 | | 5 | 9 | 37 | | 5 | 1 | 1 |
| TONNES | HTE VOLTA | 1018 | 984 | 942 | | 24 | | 18 | 1 | 33 | | 4 |
| TONNES | C IVOIRE | 2539 | 2522 | 2325 | 20 | 40 | 48 | 89 | | 17 | 8 | 6 |
| TONNES | TOGO | 352 | 305 | 285 | 2 | 6 | 12 | | | 26 | 8 | |
| TONNES | DAHOMY | 375 | 207 | 183 | | 1 | 23 | | 167 | 1 | | |
| TONNES | CAMEROUN | 1235 | 1215 | 1165 | 2 | 18 | 13 | 17 | 5 | 15 | 8 | 1 |
| TONNES | CENTRAFR | 355 | 352 | 299 | 30 | 21 | 2 | | | 3 | 3 | |
| TONNES | GABON | 377 | 352 | 286 | 1 | 1 | 64 | | 7 | 18 | 16 | 1 |
| TONNES | CONGO BRA | 802 | 766 | 694 | 16 | 7 | 48 | 1 | | 36 | 33 | 1 |
| TONNES | CF SOMAL | 51 | 39 | 28 | | | 4 | 7 | | 12 | 1 | 4 |
| TONNES | SOMALIE | 229 | 171 | 4 | | | 14 | 153 | | 58 | 3 | 33 |
| TONNES | MADAGASC | 1428 | 1414 | 1352 | 9 | 3 | 42 | 8 | | 14 | 2 | 6 |
| TONNES | REUNION | 506 | 492 | 484 | | | 7 | 1 | | 14 | | |
| TONNES | COMORES | 39 | 38 | 38 | | | | | 1 | | | |
| TONNES | ST P MIO | 6 | 6 | 6 | | | | | | | | |
| TONNES | GUADELOUP | 492 | 481 | 440 | 2 | | 36 | 3 | | 11 | | 5 |
| TONNES | MARTINIO | 530 | 499 | 493 | | | 5 | 1 | 1 | 30 | 8 | 20 |
| TONNES | GUYANE | 65 | 64 | 64 | | | | | | 1 | 1 | |
| TONNES | N CALEDO | 578 | 565 | 527 | 1 | | 37 | | | 13 | 3 | |
| TONNES | POLYNESIE | 156 | 152 | 117 | 4 | 2 | 29 | | 1 | 3 | 2 | 1 |
| VAL UNIT | ALGERIE | 1170 | 1159 | 1161 | 859 | 333 | 2300 | 1053 | | 1652 | 2583 | 1215 |
| | MAURITAN | 1807 | 1772 | 1760 | | | 5000 | | 2000 | 2294 | 2615 | 1000 |
| | MALI | 1318 | 1330 | 1350 | | 1071 | | 917 | 818 | 833 | 2000 | 2000 |
| | NIGER | 1244 | 1296 | 1315 | | | 1500 | 867 | 1500 | 300 | | |
| | TCHAD | 1617 | 1618 | 1661 | 1071 | 1667 | 1462 | | 1000 | 1750 | | 3000 |
| | SENEGAL | 1343 | 1334 | 1329 | | 1200 | 3111 | 1108 | | 3400 | 11000 | 2000 |
| | HTE VOLTA | 1227 | 1229 | 1238 | | 1125 | | 833 | 3000 | 1121 | | 750 |
| | C IVOIRE | 1308 | 1303 | 1311 | 1350 | 1275 | 1208 | 1146 | | 2059 | 3625 | 667 |
| | TOGO | 1577 | 1607 | 1621 | 1000 | 1000 | 1667 | | | 1731 | 3500 | |
| | DAHOMY | 1667 | 1498 | 1557 | | 1000 | 1043 | | 1868 | 3000 | | |
| | CAMEROUN | 1420 | 1405 | 1409 | 1500 | 1111 | 1308 | 1529 | 1200 | 2733 | 3750 | 2000 |
| | CENTRAFR | 1479 | 1463 | 1535 | 1067 | 1000 | 1500 | | | 3333 | 3000 | |
| | GABON | 1531 | 1472 | 1486 | 2000 | 2000 | 1375 | | 1000 | 2889 | 3125 | 3000 |
| | CONGO BRA | 1549 | 1540 | 1559 | 1125 | 1143 | 1458 | 2000 | | 1611 | 1515 | 6000 |
| | CF SOMAL | 1373 | 1410 | 1429 | | | 1000 | 1571 | | 1250 | 2000 | 1500 |
| | SOMALIE | 1393 | 1409 | 1250 | | | 1643 | 1392 | | 1345 | 2000 | 1485 |
| | MADAGASC | 1572 | 1567 | 1561 | 1333 | 1333 | 1786 | 1750 | | 2000 | 5000 | 2167 |
| | REUNION | 1567 | 1567 | 1568 | | | 1571 | 1000 | | 1571 | | |
| | COMORES | 1718 | 1711 | 1711 | | | | | 2000 | | | |
| | ST P MIO | 1667 | 1500 | 1500 | | | | | | | | |
| | GUADELOUP | 1400 | 1395 | 1409 | 2000 | | 1167 | 1333 | | 1545 | | 1800 |
| | MARTINIO | 1377 | 1365 | 1359 | | | 1600 | 2000 | 1000 | 1600 | 1625 | 1600 |
| | GUYANE | 1554 | 1547 | 1547 | | | | | | 2000 | 1000 | |
| | N CALEDO | 1548 | 1538 | 1546 | 1000 | | 1378 | | | 2000 | 2333 | |
| | POLYNESIE | 1500 | 1500 | 1598 | 1250 | 1500 | 1138 | | 1000 | 1667 | 2500 | 1000 |
| Y | 631 | FOIS | ARTIF | ET TRAVAILLES | NDA | | | FURNIERE | KUNSTHOLZ | USW | A N G | |
| 1000 DOL | ALGERIE | 4439 | 3390 | 3364 | 25 | | | 1 | 1003 | 46 | | |
| | MAURITAN | 56 | 55 | 55 | | | | | 2 | 1 | | |
| | MALI | 19 | 3 | 3 | | | | | 16 | | | |
| | NIGER | 19 | 4 | 4 | | | | | 11 | 4 | | |
| | TCHAD | 7 | 3 | 3 | | | | | | 4 | | 2 |
| | SENEGAL | 444 | 196 | 196 | | | | | 195 | 53 | | |
| | HTE VOLTA | 9 | 4 | 4 | | | | | | 5 | | |
| | C IVOIRE | 173 | 89 | 89 | | | | | 57 | 27 | | |
| | TOGO | 17 | 4 | 4 | | | | | 12 | 4 | | |
| | DAHOMY | 34 | 3 | 2 | 1 | | | | | 31 | | |
| | CAMEROUN | 158 | 36 | 36 | | | | | 89 | 33 | | |
| | CENTRAFR | 6 | 1 | | | | | | | 5 | | |
| | GABON | 10 | 7 | 7 | | | | | | 2 | | |
| | CONGO BRA | 42 | 6 | 6 | | | | | | 36 | | |
| | SOMALIE | 13 | 12 | | | | | 12 | | 1 | | |
| | MADAGASC | 233 | 106 | 105 | | | | | 1 | 118 | 9 | |
| | COMORES | 2 | 1 | 1 | | | | | | 1 | | |
| | N CALEDO | 141 | 129 | 111 | | 12 | 6 | | | 11 | 1 | |
| | POLYNESIE | 156 | 69 | 61 | 8 | | | | 22 | 65 | 59 | |
| TONNES | ALGERIE | 25305 | 18914 | 18720 | 186 | | | 8 | 5975 | 416 | | |
| TONNES | MAURITAN | 222 | 212 | 212 | | | | | 10 | | | |
| TONNES | MALI | 84 | 13 | 13 | | | | | 71 | | | |
| TONNES | NIGER | 84 | 10 | 10 | | | | | 30 | 44 | | |
| TONNES | TCHAD | 9 | 5 | 5 | | | | | | 4 | | 2 |

Werte : 1000 \$ — Mengen : Tonnen falls nicht anders vermerkt (Abkürzungen siehe Anhang)
Einheitswerte : \$ je ausgewiesener Mengeneinheit — Y : siehe im Anhang Anmerkungen zu den Waren

Valeurs : 1000 \$ — Quantités : Tonnes sauf indication contraire (Voir abréviations en Annexe)
Valeurs unitaires : \$ par unité de quantité indiquée — Y : voir notes par produits en Annexe

import

1961

Tab. 1

| Einheit Unité | Ursprung Origine | WELT MONDE | EWG CEE | darunter : dont : | | | | | AOM | DRITTE LÄNDER PAYS TIERS | darunter : dont : | | |
|------------------|---------------------|-------------------------------|------------|-------------------|----------|-----------|--------------------------------|--------|-------|-----------------------------------|-------------------|------------------------|--|
| | | | | France | U.E.B.L. | Nederland | Deutschland (BR) | Italia | | | USA | G. Britan. Roy. Uni | |
| EINFUHRLÄNDER | | | | | | | | | | | | | |
| IMPORTATEUR | | | | | | | | | | | | | |
| TONNES | SENEGAL | 1 669 | 428 | 428 | | | | | 675 | 566 | | | |
| TONNES | HTE VOLTA | 46 | 21 | 21 | | | | | | 25 | | | |
| TONNES | C IVOIRE | 670 | 215 | 215 | | | | | 174 | 281 | | | |
| TONNES | TOGO | 98 | 23 | 23 | | | | | 72 | 3 | | | |
| TONNES | DAHOMEY | 185 | 14 | 4 | 10 | | | | | 171 | | | |
| TONNES | CAMEROUN | 749 | 105 | 105 | | | | | 312 | 332 | | | |
| TONNES | CENTRAFR | 49 | 5 | 5 | | | | | | 44 | | | |
| TONNES | GABON | 54 | 20 | 20 | | | | | 15 | 19 | | | |
| TONNES | CONGO BRA | 428 | 41 | 41 | | | | | | 387 | | | |
| TONNES | SOMALIE | 89 | 89 | | | | 89 | | | | | | |
| TONNES | MADAGASC | 638 | 279 | 277 | | | | 2 | 310 | 49 | | | |
| TONNES | COMORES | 3 | 1 | 1 | | | | | 1 | 1 | | | |
| TONNES | N CALEDO | 270 | 236 | 204 | | 14 | 18 | | 34 | | | | |
| TONNES | POLYNESIE | 440 | 179 | 140 | 39 | | | | 52 | 209 | 188 | | |
| VAL UNIT | ALGERIE | 175 | 179 | 180 | 134 | | | 125 | 168 | 111 | | | |
| | MAURITAN | 252 | 259 | 259 | | | | | 200 | | | | |
| | MALI | 226 | 231 | 231 | | | | | 225 | | | | |
| | NIGER | 226 | 400 | 400 | | | | | 367 | 91 | | | |
| | TCHAD | 778 | 600 | 600 | | | | | | 1000 | | 1000 | |
| | SENEGAL | 266 | 458 | 458 | | | | | 289 | 94 | | | |
| | HTE VOLTA | 196 | 190 | 190 | | | | | | 200 | | | |
| | C IVOIRE | 258 | 414 | 414 | | | | | 328 | 96 | | | |
| | TOGO | 173 | 174 | 174 | | | | | 167 | 333 | | | |
| | DAHOMEY | 184 | 214 | 500 | 100 | | | | | 181 | | | |
| | CAMEROUN | 211 | 343 | 343 | | | | | 285 | 99 | | | |
| | CENTRAFR | 122 | 200 | 200 | | | | | | 114 | | | |
| | GABON | 185 | 350 | 350 | | | | | 67 | 105 | | | |
| | CONGO BRA | 98 | 146 | 146 | | | | | | 93 | | | |
| | SOMALIE | 146 | 135 | | | | | 135 | | | | | |
| | MADAGASC | 365 | 380 | 379 | | | | 500 | 381 | 184 | | | |
| | COMORES | 667 | 1 000 | 1 000 | | | | | 1 000 | | | | |
| | N CALEDO | 522 | 547 | 544 | | 857 | 333 | | 324 | | | | |
| | POLYNESIE | 355 | 385 | 436 | 205 | | | | 423 | 311 | 314 | | |
| Y | 632 | ARTICLES MANUFACT EN BOIS NDA | | | | | BEARBEITETE WAREN A HOLZ A N G | | | | | | |
| 1000 DOL | ALGERIE | 6076 | 5766 | 5743 | 11 | 1 | 11 | 89 | 221 | | | | |
| | MAURITAN | 512 | 497 | 497 | | | | 5 | 10 | | | | |
| | MALI | 16 | 11 | 8 | | | 3 | 4 | 1 | | | | |
| | NIGER | 112 | 107 | 6 | | | 101 | 4 | 1 | | | | |
| | TCHAD | 29 | 24 | 23 | | | | 2 | 3 | | 2 | | |
| | SENEGAL | 187 | 155 | 139 | 2 | 12 | 2 | 12 | 20 | | | 1 | |
| | HTE VOLTA | 63 | 14 | 14 | | | | 5 | 44 | | 5 | | |
| | C IVOIRE | 222 | 210 | 205 | | | 4 | 1 | 8 | 4 | | | |
| | TOGO | 27 | 22 | 22 | | | | 2 | 2 | | | | |
| | DAHOMEY | 48 | 37 | 23 | | | | 19 | 6 | | | | |
| | CAMEROUN | 44 | 37 | 25 | | | | 1 | 6 | | | | |
| | CENTRAFR | 36 | 32 | 25 | | | | | 1 | | | | |
| | GABON | 98 | 71 | 63 | | | 6 | | | | 3 | | |
| | CONGO BRA | 119 | 90 | 74 | 1 | | 8 | 7 | 20 | 18 | | 1 | |
| | SOMALIE | 280 | 254 | 204 | | 2 | 13 | 5 | 24 | 14 | | 3 | |
| | MADAGASC | 131 | 106 | 104 | | | 5 | 249 | 26 | 4 | | 3 | |
| | COMORES | 26 | 5 | 5 | | 1 | | 1 | 25 | 1 | | | |
| | N CALEDO | 184 | 115 | 112 | | | | | 9 | | | | |
| | POLYNESIE | 52 | 25 | 25 | | | | 3 | 58 | 11 | 1 | | |
| | | | | | | | | 12 | 15 | 11 | | | |
| TONNES | ALGERIE | 2 5015 | 23768 | 23721 | 15 | 2 | 30 | 641 | 606 | | | | |
| TONNES | MAURITAN | 934 | 901 | 901 | | | | 4 | 29 | | | | |
| TONNES | MALI | 32 | 16 | 14 | | | 2 | 13 | 3 | | | | |
| TONNES | NIGER | 88 | 83 | 13 | | | 70 | 2 | 3 | | | | |
| TONNES | TCHAD | 64 | 58 | 52 | | | | 6 | 3 | | 3 | | |
| TONNES | SENEGAL | 1004 | 496 | 476 | | | | | 3 | | | | |
| TONNES | HTE VOLTA | 70 | 32 | 32 | 4 | 15 | 1 | 449 | 59 | | | 1 | |
| TONNES | C IVOIRE | 275 | 171 | 169 | | | 2 | 16 | 22 | | 2 | | |
| TONNES | TOGO | 103 | 72 | 72 | | | | 70 | 34 | | | | |
| TONNES | DAHOMEY | 495 | 98 | 98 | | | | 16 | 10 | | | | |
| TONNES | CAMEROUN | 144 | 95 | 95 | | | | 126 | 271 | | | | |
| TONNES | CENTRAFR | 87 | 72 | 65 | | | | 1 | 48 | | | | |
| TONNES | GABON | 304 | 237 | 210 | | | 4 | | 15 | | 12 | | |
| TONNES | CONGO BRA | 770 | 420 | 377 | | | 3 | 164 | 186 | 53 | | 2 | |
| TONNES | SOMALIE | 2235 | 2103 | | | 8 | | 3 | 132 | 11 | | 5 | |
| TONNES | MADAGASC | 320 | 221 | 219 | | | 1 | | 99 | | | | |
| TONNES | COMORES | 50 | 24 | 24 | | | | | 12 | 14 | | | |
| TONNES | N CALEDO | 738 | 513 | 500 | | | | | 12 | 14 | | | |
| TONNES | POLYNESIE | 97 | 38 | 38 | | | | 13 | 211 | 14 | 1 | | |
| | | | | | | | | | 44 | 15 | 8 | | |
| VAL UNIT | ALGERIE | 243 | 243 | 242 | 733 | 500 | 367 | 139 | 365 | | | | |
| | MAURITAN | 548 | 552 | 552 | | | | 1250 | 345 | | | | |
| | MALI | 500 | 688 | 571 | | | | | 308 | 333 | | | |
| | NIGER | 1273 | 1289 | 462 | | | | | 2000 | 333 | | | |
| | TCHAD | 453 | 414 | 442 | | | | | 667 | 1000 | 667 | | |
| | SENEGAL | 186 | 313 | 292 | | | | | 27 | 339 | | 1000 | |
| | HTE VOLTA | 900 | 438 | 438 | 500 | 800 | 2000 | | 313 | 2000 | 2500 | | |
| | C IVOIRE | 807 | 1228 | 1213 | | | | | 114 | 118 | | | |
| | TOGO | 262 | 306 | 306 | | | | | 125 | 200 | | | |
| | DAHOMEY | 97 | 235 | 235 | | | | | 151 | 22 | | | |
| | CAMEROUN | 306 | 389 | 389 | | | | | 1000 | 125 | | | |
| | CENTRAFR | 414 | 444 | 385 | | | | | | 267 | 250 | | |
| | GABON | 322 | 300 | 300 | | | 250 | | 467 | 385 | 391 | 500 | |
| | CONGO BRA | 155 | 214 | 196 | | | 333 | | 30 | 129 | 264 | 200 | |
| | SOMALIE | 125 | 121 | | | | | | | 197 | 364 | 600 | |
| | MADAGASC | 409 | 480 | 475 | | | 1000 | | 1667 | 253 | | | |
| | COMORES | 520 | 208 | 208 | | | | | 1000 | 643 | | | |

Werte : 1000 \$ — Mengen : Tonnen falls nicht anders vermerkt (Abkürzungen siehe Anhang)

Einheitswerte : \$ je ausgewiesener Mengeneinheit — Y : siehe im Anhang Anmerkungen zu den Waren

Valeurs : 1000 \$ — Quantités : Tonnes sauf indication contraire (Voir abréviations en Annexe)

Valeurs unitaires : \$ par unité de quantité indiquée — Y : voir notes par produits en Annexe

import

1961

Tab. 1

| Einheit Unité | Ursprung Origine | WELT MONDE | EWG CEE | darunter : dont : | | | | | AOM | DRITTE LÄNDER PAYS TIERS | darunter : dont : | | |
|------------------|-----------------------------------|--------------------------------|------------|-------------------|----------------------------|-----------|---------------------|--------|------|-----------------------------------|-------------------|------------------------|----|
| | | | | France | U.E.B.L. | Nederland | Deutschland (BR) | Italia | | | USA | G. Britan. Roy. Uni | |
| | EINFUHRLÄNDER ↓ IMPORTATEUR | | | | | | | | | | | | |
| | N CALEDO | 249 | 224 | 224 | | | | | | | | | |
| | POLYNESIE | 536 | 658 | 658 | | | | 231 | 275 | 786 | 1000 | | |
| | | | | | | | | | 273 | 1000 | 1375 | | |
| Y | 633 | ARTICLES MANUFACTURES EN LIEGE | | | BEARBEITETE WAREN AUS KORK | | | | | | | | |
| 1000 DOL | ALGERIE | 42 | 30 | 30 | | | | | | 12 | | 1 | |
| | MALI | 2 | 2 | 2 | | | | | | | | | |
| | TCHAD | 3 | 1 | 1 | | | | | | | | | |
| | SENEGAL | 41 | 31 | 31 | | | | | | | | | |
| | HTE VOLTA | 1 | 1 | 1 | | | | | | 10 | | | |
| | C IVOIRE | 12 | 5 | 5 | | | | | 1 | 6 | | | |
| | TOGO | 2 | | | | | | | | 2 | | | |
| | DAHOMEY | 19 | 2 | 2 | | | | | | 17 | | | |
| | CAMEROUN | 10 | 8 | 8 | | | | | | 2 | | | |
| | CENTRAFR | 4 | 4 | 4 | | | | | | | | | |
| | GABON | 16 | 6 | 5 | | 1 | | | | | | | |
| | CONGO BRA | 23 | 10 | 10 | | | | | | 10 | | 5 | |
| | SOMALIE | 2 | 1 | | | | | | | 13 | | | |
| | MADAGASC | 28 | 27 | 27 | | | | 1 | | 1 | | | |
| | N CALEDO | 7 | 7 | 7 | | | | | | | | | |
| | POLYNESIE | 7 | 6 | 6 | | | | | | 1 | | | |
| TONNES | ALGERIE | 50 | 24 | 24 | | | | | | 26 | | | |
| TONNES | MALI | 1 | 1 | 1 | | | | | | | | | |
| TONNES | TCHAD | 4 | 1 | 1 | | | | | | | | | |
| TONNES | SENEGAL | 42 | 24 | 24 | | | | | | 3 | | | |
| TONNES | HTE VOLTA | 1 | 1 | 1 | | | | | | 18 | | | |
| TONNES | C IVOIRE | 16 | 5 | 5 | | | | | | | | | |
| TONNES | TOGO | 5 | | | | | | | 1 | 10 | | | |
| TONNES | DAHOMEY | 45 | 2 | 2 | | | | | | 5 | | | |
| TONNES | CAMEROUN | 11 | 8 | 8 | | | | | | 43 | | | |
| TONNES | CENTRAFR | 2 | 2 | 2 | | | | | | 3 | | | |
| TONNES | GABON | 14 | 2 | 2 | | | | | | | | | |
| TONNES | CONGO BRA | 40 | 11 | 11 | | | | | | 12 | | 1 | |
| TONNES | SOMALIE | 8 | 2 | | | | | | | 29 | | | |
| TONNES | MADAGASC | 22 | 21 | 21 | | | | 2 | | 6 | | | |
| TONNES | N CALEDO | 3 | 3 | 3 | | | | | | 1 | | | |
| TONNES | POLYNESIE | 2 | 2 | 2 | | | | | | | | | |
| VAL UNIT | ALGERIE | 840 | 1250 | 1250 | | | | | | 462 | | | |
| | MALI | 2000 | 2000 | 2000 | | | | | | | | | |
| | TCHAD | 750 | 1000 | 1000 | | | | | | 667 | | | |
| | SENEGAL | 976 | 1292 | 1292 | | | | | | 556 | | | |
| | HTE VOLTA | 1000 | 1000 | 1000 | | | | | | | | | |
| | C IVOIRE | 750 | 1000 | 1000 | | | | | 1000 | 600 | | | |
| | TOGO | 400 | | | | | | | | 400 | | | |
| | DAHOMEY | 422 | 1000 | 1000 | | | | | | 395 | | | |
| | CAMEROUN | 909 | 1000 | 1000 | | | | | | 667 | | | |
| | CENTRAFR | 2000 | 2000 | 2000 | | | | | | | | | |
| | GABON | 1143 | 3000 | 2500 | | | | | | | | | |
| | CONGO BRA | 575 | 909 | 909 | | | | | | 833 | | 5000 | |
| | SOMALIE | 250 | 500 | | | | | | | 448 | | | |
| | MADAGASC | 1273 | 1286 | 1286 | | | | 500 | | 167 | | | |
| | N CALEDO | 2333 | 2333 | 2333 | | | | | | 1000 | | | |
| | POLYNESIE | 3500 | 3000 | 3000 | | | | | | | | | |
| Y | 641 | PAPIERS ET CARTONS | | | PAPIER UND PAPPE | | | | | | | | |
| 1000 DOL | ALGERIE | 9139 | 8208 | 8194 | 7 | | | 6 | 1 | | 931 | 34 | 9 |
| | MAURITAN | 24 | 24 | 24 | | | | | | | | | |
| | MALI | 42 | 39 | 39 | | | | | | | | | |
| | NIGER | 28 | 23 | 23 | | | | | | | | | |
| | TCHAD | 63 | 58 | 58 | | | | | | | | | |
| | SENEGAL | 1166 | 944 | 931 | 4 | 3 | | 6 | | 21 | 201 | 1 | 1 |
| | HTE VOLTA | 71 | 58 | 58 | | | | | | 1 | 12 | | |
| | C IVOIRE | 497 | 477 | 467 | 3 | | | 7 | | | 20 | | 1 |
| | TOGO | 110 | 68 | 68 | | | | | | 1 | 41 | | |
| | DAHOMEY | 48 | 40 | 36 | 4 | | | | | | 8 | | |
| | CAMEROUN | 362 | 324 | 310 | 14 | | | | | 4 | 34 | | 2 |
| | CENTRAFR | 42 | 26 | 24 | 2 | | | | | | 16 | | 6 |
| | GABON | 70 | 62 | 62 | | | | | | | 8 | | |
| | CONGO BRA | 550 | 514 | 506 | 1 | 2 | | 5 | | 4 | 32 | | |
| | CF SOMAL | 106 | 71 | 51 | 1 | 3 | | 14 | | | 35 | | 17 |
| | SOMALIE | 190 | 180 | | | | | | | | 10 | | 1 |
| | MADAGASC | 817 | 659 | 642 | 5 | 3 | | 9 | | | 158 | | 1 |
| | REUNION | 4 | 4 | 4 | | | | | | | | | |
| | COMORES | 6 | 3 | 3 | | | | | | 1 | 2 | | |
| | ST P MIO | 170 | 35 | 33 | 1 | | | | | | | | |
| | GUADELOUP | 358 | 358 | 358 | | | | 1 | | | 133 | 53 | 20 |
| | MARTINIO | 453 | 453 | 453 | | | | | | | | | |
| | GUYANE | 1 | 1 | | | | | | | | | | |
| | N CALEDO | 496 | 323 | 307 | | | | | | 5 | 78 | | 15 |
| | POLYNESIE | 159 | 90 | 72 | | | | | | | 69 | | 3 |
| TONNES | ALGERIE | 44935 | 38772 | 38694 | 74 | | | 3 | | | 6163 | 215 | 11 |
| TONNES | MAURITAN | 134 | 134 | 134 | | | | | | | | | |
| TONNES | MALI | 127 | 119 | 119 | | | | | | | | | |
| TONNES | NIGER | 103 | 56 | 56 | | | | | | | | | |
| TONNES | TCHAD | 139 | 120 | 120 | | | | | | | | | |
| TONNES | SENEGAL | 5370 | 4137 | 4080 | 10 | 26 | | 21 | | 62 | 1171 | 5 | 1 |
| TONNES | HTE VOLTA | 311 | 208 | 208 | | | | | | 1 | 102 | | 1 |
| TONNES | C IVOIRE | 2223 | 2034 | 1978 | 35 | | | | | | 189 | | |

Werte : 1000 \$ — Mengen : Tonnen falls nicht anders vermerkt (Abkürzungen siehe Anhang)
Einheitswerte : \$ je ausgewiesener Mengeneinheit — Y : siehe im Anhang Anmerkungen zu den Waren

Valeurs : 1000 \$ — Quantités : Tonnes sauf indication contraire (Voir abréviations en Annexe)
Valeurs unitaires : \$ par unité de quantité indiquée — Y : voir notes par produits en Annexe

import

1961

Tab. 1

| Einheit Unité | Ursprung Origine | WELT MONDE | EWG CEE | darunter : dont : | | | | | A O M | DRITTE LÄNDER PAYS TIERS | darunter : dont : | |
|------------------|-----------------------------------|------------------------------|------------|-------------------|----------|-----------|---------------------|--------|-------|-----------------------------------|-------------------|------------------------|
| | | | | France | U.E.B.L. | Nederland | Deutschland (BR) | Italia | | | USA | G. Britan. Roy. Uni |
| | EINFUHRLÄNDER ↓ IMPORTATEUR | | | | | | | | | | | |
| TONNES | TOGO | 648 | 245 | 245 | | | | | 3 | 400 | | |
| TONNES | DAHOMÉY | 226 | 160 | 126 | | 34 | | | | 66 | | |
| TONNES | CAMÉROUN | 1160 | 906 | 807 | | 99 | | | 8 | 246 | 2 | |
| TONNES | CENTRAFR | 125 | 70 | 50 | | 20 | | | | 55 | 8 | |
| TONNES | GABON | 173 | 134 | 134 | | | | | | 39 | | |
| TONNES | CONGO BRA | 1096 | 964 | 953 | | 2 | 7 | | 4 | 128 | | |
| TONNES | CF SOMAL | 380 | 229 | 176 | | 3 | 17 | 28 | | 151 | 6 | 67 |
| TONNES | SOMALIE | 971 | 886 | | | | | 1 | 885 | 85 | 1 | |
| TONNES | MADAGASC | 2975 | 2056 | 1977 | | 34 | 10 | 35 | | 919 | | |
| TONNES | REUNION | 18 | 18 | 18 | | | | | | | | |
| TONNES | COMORES | 29 | 16 | 16 | | | | | 2 | 11 | | |
| TONNES | ST P MIQ | 286 | 32 | 30 | | 2 | | | | 248 | 117 | 30 |
| TONNES | GUADELOUP | 1357 | 1357 | 1357 | | | | | | | | |
| TONNES | MARTINIO | 1915 | 1914 | 1914 | | | | | | 1 | | |
| TONNES | GUYANE | 1 | 1 | 1 | | | | | | | | |
| TONNES | N CALEDO | 1170 | 488 | 458 | | 27 | 3 | | 13 | 150 | 54 | 24 |
| TONNES | POLYNESIE | 682 | 254 | 213 | | 40 | | 1 | | 428 | 108 | 3 |
| VAL UNIT | ALGERIE | 203 | 212 | 212 | | 95 | | 2000 | 1000 | 151 | 158 | 818 |
| | MAURITAN | 179 | 179 | 179 | | | | | | | | |
| | MALI | 331 | 328 | 328 | | | | | | 375 | | |
| | NIGER | 272 | 411 | 411 | | | | | | 106 | | |
| | TCHAD | 453 | 483 | 483 | | | | | | 263 | 200 | 1000 |
| | SENEGAL | 217 | 228 | 228 | | 400 | 115 | 286 | | 172 | | |
| | HTE VOLTA | 228 | 279 | 279 | | | | | 339 | 118 | | |
| | C IVOIRE | 224 | 235 | 236 | | 86 | | 333 | 1000 | 103 | | 1000 |
| | TOGO | 170 | 278 | 278 | | | | | 333 | 106 | | |
| | DAHOMÉY | 212 | 250 | 286 | | 118 | | | | 121 | | |
| | CAMÉROUN | 312 | 358 | 384 | | 141 | | | | 128 | 1000 | |
| | CENTRAFR | 316 | 371 | 480 | | 100 | | | | 291 | 750 | |
| | GABON | 405 | 463 | 463 | | | | | | 205 | | |
| | CONGO BRA | 502 | 533 | 531 | | 500 | 1000 | 714 | 1000 | 250 | | |
| | CF SOMAL | 279 | 310 | 290 | | 333 | 176 | 500 | | 232 | 333 | 254 |
| | SOMALIE | 196 | 203 | | | | | 400 | 202 | 118 | 1000 | |
| | MADAGASC | 275 | 321 | 325 | | 147 | 300 | 257 | | 172 | | |
| | REUNION | 222 | 222 | 222 | | | | | | | | |
| | COMORES | 207 | 188 | 188 | | | | | 500 | 182 | | |
| | ST P MIQ | 594 | 1094 | 1100 | | 500 | | | | 536 | 453 | 667 |
| | GUADELOUP | 264 | 264 | 264 | | | | | | | | |
| | MARTINIO | 237 | 237 | 237 | | | | | | | | |
| | GUYANE | 1000 | 1000 | 1000 | | | | | | | | |
| | N CALEDO | 424 | 662 | 670 | | 444 | 1333 | | 385 | 520 | 500 | 625 |
| | POLYNESIE | 233 | 354 | 338 | | 425 | 1000 | | | 161 | 278 | 1000 |
| | Y 642 | ARTICLES EN PAPIER OU CARTON | | | | | | | | | | |
| 1000 DOL | ALGERIE | 8324 | 8044 | 7953 | | 1 | 10 | 33 | 47 | 280 | 5 | 9 |
| | MAURITAN | 92 | 91 | 91 | | | | | | 1 | | |
| | MALI | 174 | 168 | 168 | | | | | | 5 | | |
| | NIGER | 116 | 112 | 112 | | | | | | 4 | | |
| | TCHAD | 159 | 144 | 143 | | | | 1 | | 15 | | |
| | SENEGAL | 1782 | 1607 | 1594 | | | 3 | 9 | 1 | 46 | 129 | 3 |
| | HTE VOLTA | 191 | 184 | 184 | | | | | | 2 | 5 | 1 |
| | C IVOIRE | 1367 | 1294 | 1289 | | 1 | 1 | 2 | 1 | 51 | 22 | 3 |
| | TOGO | 180 | 172 | 168 | | 1 | | 3 | | 1 | 7 | |
| | DAHOMÉY | 256 | 229 | 228 | | | | 1 | | 20 | 7 | |
| | CAMÉROUN | 1179 | 782 | 773 | | 2 | 2 | 4 | 1 | 351 | 46 | 2 |
| | CENTRAFR | 173 | 157 | 151 | | | | 6 | | 3 | 13 | 8 |
| | GABON | 228 | 213 | 212 | | 1 | | | | 3 | 12 | 4 |
| | CONGO BRA | 708 | 670 | 654 | | 9 | 1 | 6 | | 6 | 32 | 13 |
| | SOMALIE | 390 | 354 | | | 1 | | | 353 | 36 | 7 | |
| | MADAGASC | 1343 | 1215 | 1199 | | 1 | 6 | 8 | 1 | 77 | 51 | 6 |
| | COMORES | 40 | 28 | 28 | | | | | | 12 | | |
| | POLYNESIE | 147 | 80 | 75 | | | 5 | | | 1 | 66 | 40 |
| TONNES | ALGERIE | 13574 | 13423 | 13331 | | | 4 | 18 | 70 | 151 | 1 | 4 |
| TONNES | MAURITAN | 73 | 71 | 71 | | | | | | 1 | | |
| TONNES | MALI | 244 | 237 | 237 | | | | | | 6 | | |
| TONNES | NIGER | 152 | 146 | 146 | | | | | | 6 | | |
| TONNES | TCHAD | 153 | 128 | 127 | | | | 1 | | 25 | 10 | |
| TONNES | SENEGAL | 3259 | 2744 | 2733 | | | 6 | 4 | 1 | 81 | 434 | 3 |
| TONNES | HTE VOLTA | 270 | 254 | 254 | | | | | | 1 | 3 | |
| TONNES | C IVOIRE | 2006 | 1864 | 1857 | | 1 | 1 | 4 | 104 | 38 | 1 | 6 |
| TONNES | TOGO | 268 | 248 | 242 | | 1 | | 5 | | 20 | | |
| TONNES | DAHOMÉY | 360 | 295 | 293 | | | | 2 | 48 | 17 | | |
| TONNES | CAMÉROUN | 1442 | 1166 | 1154 | | 5 | 3 | 2 | 2 | 169 | 107 | 2 |
| TONNES | CENTRAFR | 213 | 186 | 177 | | | | | 9 | 6 | 21 | 5 |
| TONNES | GABON | 278 | 261 | 259 | | 2 | | | | 5 | 12 | 3 |
| TONNES | CONGO BRA | 1269 | 1192 | 1179 | | 9 | 1 | 3 | | 7 | 70 | 14 |
| TONNES | SOMALIE | 1542 | 1391 | | | | | 1391 | | 151 | 24 | 1 |
| TONNES | MADAGASC | 1952 | 1677 | 1657 | | 2 | 12 | 6 | | 129 | 146 | 4 |
| TONNES | COMORES | 36 | 29 | 29 | | | | | | 7 | | |
| TONNES | POLYNESIE | 196 | 100 | 89 | | | 11 | | | 1 | 95 | 55 |
| VAL UNIT | ALGERIE | 613 | 599 | 597 | | | 2500 | 1833 | 671 | 1854 | 5000 | 2250 |
| | MAURITAN | 1260 | 1282 | 1282 | | | | | 1000 | | | |
| | MALI | 713 | 709 | 709 | | | | | 1000 | 833 | | |
| | NIGER | 763 | 767 | 767 | | | | | | 667 | 1000 | |
| | TCHAD | 1039 | 1125 | 1126 | | | | 1000 | | 600 | 800 | |
| | SENEGAL | 547 | 586 | 583 | | | 500 | 2250 | 1000 | 297 | 1333 | 3000 |
| | HTE VOLTA | 707 | 724 | 724 | | | | | 2000 | 333 | | 333 |
| | C IVOIRE | 681 | 694 | 694 | | 1000 | 1000 | 2000 | 250 | 490 | 579 | 1000 |
| | TOGO | 672 | 694 | 694 | | 1000 | | -600 | | 350 | 1000 | |
| | DAHOMÉY | 711 | 776 | 778 | | | | 500 | 417 | 412 | | |
| | CAMÉROUN | 818 | 671 | 670 | | 400 | 667 | 2000 | 500 | 2077 | 430 | 1000 |

Werte : 1000 \$ — Mengen : Tonnen falls nicht anders vermerkt (Abkürzungen siehe Anhang)
 Einheitswerte : \$ je ausgewiesener Mengeneinheit — Y : siehe im Anhang Anmerkungen zu den Waren

Valeurs : 1000 \$ — Quantités : Tonnes sauf indication contraire (Voir abréviations en Annexe)
 Valeurs unitaires : \$ par unité de quantité indiquée — Y : voir notes par produits en Annexe

Tab. 1

import

1961

| Einheit Unité | Ursprung Origine | WELT MONDE | EWG CEE | darunter : dont : | | | | | AOM | DRITTE LÄNDER PAYS TIERS | darunter : dont : | |
|--|---------------------|---------------|------------|-------------------|----------|-----------|---------------------|--------|------|-----------------------------------|-------------------|------------------------|
| | | | | France | U.E.B.L. | Nederland | Deutschland (BR) | Italia | | | USA | G. Britan. Roy. Uni |
| EINFUHLÄNDER | | | | | | | | | | | | |
| ↓ IMPORTATEUR | | | | | | | | | | | | |
| | CENTRAFR | 812 | 844 | 853 | | | | 667 | 500 | 619 | 1600 | |
| | GABON | 820 | 816 | 819 | 500 | | | | 600 | 1000 | 1333 | |
| | CONGO BRA | 558 | 562 | 555 | 1000 | 1000 | 2000 | | 857 | 457 | 929 | 1000 |
| | SOMALIE | 253 | 254 | | | | | 254 | | 238 | 292 | |
| | MADAGASC | 688 | 725 | 724 | 500 | 500 | 1333 | | 597 | 349 | 1500 | |
| | COMORES | 1111 | 966 | 966 | | | | | 1714 | | | |
| | POLYNESIE | 750 | 800 | 843 | | 455 | | | 1000 | 695 | 727 | 667 |
| Y 651 FILS DE MATIERES TEXTILES GARNE AUS SPINNSTOFFEN | | | | | | | | | | | | |
| 1000 DOL | ALGERIE | 4426 | 4392 | 4380 | 5 | 1 | 1 | 5 | | 34 | | 15 |
| | MAURITAN | 1 | 1 | 1 | | | | | | | | |
| | MALI | 1179 | 253 | 221 | 12 | | | 20 | 876 | 50 | | |
| | NIGER | 237 | 16 | 16 | | | | | 212 | 9 | | |
| | TCHAD | 162 | 159 | 127 | 2 | | 14 | 16 | 3 | | | |
| | SENEGAL | 854 | 852 | 825 | 1 | | 23 | 3 | | 2 | | |
| | HTE VOLTA | 372 | 49 | 49 | | | | | 173 | 150 | | 12 |
| | CIVOIRE | 588 | 588 | 548 | | | 39 | 1 | | | | |
| | TOGO | 71 | 57 | 43 | 3 | | | 11 | | 14 | | 5 |
| | DAHOMY | 121 | 45 | 45 | | | | | 69 | 7 | | 1 |
| | CAMEROUN | 267 | 250 | 221 | 1 | 1 | 1 | 26 | 9 | 8 | | |
| | CENTRAFR | 84 | 76 | 43 | 5 | 2 | 3 | 23 | | 8 | | |
| | GABON | 55 | 54 | 44 | | | 1 | 9 | | 1 | | |
| | CONGO BRA | 164 | 150 | 114 | 5 | 1 | 1 | 29 | | 14 | | 6 |
| | CF SOMAL | 3 | | | | | | | | 3 | | 1 |
| | SOMALIE | 248 | 212 | | | | | 212 | | 36 | | |
| | MADAGASC | 1440 | 769 | 584 | 122 | | 14 | 49 | | 671 | | 4 |
| | REUNION | 81 | 76 | 76 | | | | | | 5 | | |
| | COMORES | 13 | 13 | 13 | | | | | | | | |
| | ST P MIO | 22 | 5 | 5 | | | | | | 17 | 15 | |
| | GUADELOUP | 64 | 58 | 57 | | | | 1 | | 6 | | 6 |
| | MARTINIO | 76 | 70 | 70 | | | | | | 6 | | 6 |
| | GUYANE | 15 | 12 | 12 | | | | | | 3 | | 3 |
| | N CALEDO | 37 | 33 | 33 | | | | | | 4 | | 1 |
| | POLYNESIE | 28 | 27 | 27 | | | | | | 1 | | |
| TONNES | ALGERIE | 2124 | 2057 | 2038 | 14 | 2 | | 3 | | 67 | | 3 |
| TONNES | MAURITAN | | | | | | | | | | | |
| TONNES | MALI | 549 | 105 | 81 | 8 | | | 16 | 393 | 51 | | |
| TONNES | NIGER | 125 | 8 | 8 | | | | | 108 | 9 | | |
| TONNES | TCHAD | 37 | 37 | 25 | 1 | | 4 | 7 | | | | |
| TONNES | SENEGAL | 263 | 262 | 252 | | | 9 | 1 | | 1 | | |
| TONNES | HTE VOLTA | 194 | 15 | 15 | | | | | 84 | 95 | | 8 |
| TONNES | CIVOIRE | 257 | 257 | 236 | | | 21 | | | | | |
| TONNES | TOGO | 52 | 38 | 27 | 5 | | | 6 | | 14 | | 2 |
| TONNES | DAHOMY | 64 | 21 | 21 | | | | | 37 | 6 | | |
| TONNES | CAMEROUN | 96 | 80 | 67 | | 1 | | 12 | 7 | 9 | | |
| TONNES | CENTRAFR | 30 | 19 | 8 | 1 | 1 | 1 | | | 11 | | |
| TONNES | GABON | 21 | 20 | 15 | | | | 5 | | 1 | | |
| TONNES | CONGO BRA | 49 | 44 | 30 | 2 | | | 12 | | 5 | | 2 |
| TONNES | CF SOMAL | 3 | | | | | | | | 3 | | 1 |
| TONNES | SOMALIE | 164 | 126 | | | | | 126 | | 38 | | |
| TONNES | MADAGASC | 1129 | 318 | 177 | 108 | | 3 | 30 | | 811 | | |
| TONNES | REUNION | 15 | 13 | 13 | | | | | | 2 | | 1 |
| TONNES | COMORES | 3 | 2 | 2 | | | | | | 1 | | |
| TONNES | ST P MIO | 5 | 1 | 1 | | | | | | 4 | 3 | |
| TONNES | GUADELOUP | 12 | 10 | 10 | | | | | | 2 | | 1 |
| TONNES | MARTINIO | 18 | 14 | 14 | | | | | | 4 | | 4 |
| TONNES | GUYANE | 4 | 2 | 2 | | | | | | 2 | | 2 |
| TONNES | N CALEDO | 8 | 7 | 7 | | | | | | 1 | | |
| TONNES | POLYNESIE | 12 | 11 | 11 | | | | | | 1 | | |
| VAL UNIT | ALGERIE | 2084 | 2135 | 2149 | 357 | 500 | | 1667 | | 507 | | 5000 |
| | MAURITAN | | | | | | | | | | | |
| | MALI | 2148 | 2410 | 2728 | 1500 | | | 1250 | 2229 | 980 | | |
| | NIGER | 1896 | 2000 | 2000 | | | | | 1963 | 1000 | | |
| | TCHAD | 4378 | 4297 | 5080 | 2000 | | 3500 | 2286 | | | | |
| | SENEGAL | 3247 | 3252 | 3274 | | | 2556 | 3000 | | 2000 | | |
| | HTE VOLTA | 1918 | 3267 | 3267 | | | | | 2060 | 1579 | | 1500 |
| | CIVOIRE | 2288 | 2288 | 2322 | | | 1857 | | | | | |
| | TOGO | 1365 | 1500 | 1593 | 600 | | | 1833 | | 1000 | | 2500 |
| | DAHOMY | 1891 | 2143 | 2143 | | | | | 1865 | 1167 | | |
| | CAMEROUN | 2781 | 3125 | 3299 | | 1000 | | 2167 | 1286 | 889 | | |
| | CENTRAFR | 2800 | 4000 | 5375 | 5000 | 2000 | 3000 | 2875 | | 727 | | |
| | GABON | 2619 | 2700 | 2933 | | | | 1800 | | 1000 | | |
| | CONGO BRA | 3347 | 3409 | 3800 | 2500 | | | 2417 | | 2800 | | 3000 |
| | CF SOMAL | 1000 | | | | | | | | 1000 | | 1000 |
| | SOMALIE | 1512 | 1683 | | | | | 1683 | | 947 | | |
| | MADAGASC | 1275 | 2418 | 3299 | 1130 | | 4667 | 1633 | | 827 | | |
| | REUNION | 5400 | 5846 | 5846 | | | | | | 2500 | | 4000 |
| | COMORES | 4333 | 6500 | 6500 | | | | | | | | |
| | ST P MIO | 4400 | 5000 | 5000 | | | | | | 4250 | 5000 | |
| | GUADELOUP | 5333 | 5800 | 5700 | | | | | | 3000 | | 6000 |
| | MARTINIO | 4222 | 5000 | 5000 | | | | | | 1500 | | 1500 |
| | GUYANE | 3750 | 6000 | 6000 | | | | | | 1500 | | 1500 |
| | N CALEDO | 4625 | 4714 | 4714 | | | | | | 4000 | | |
| | POLYNESIE | 2333 | 2455 | 2455 | | | | | | 1000 | | |
| Y 652 TISSUS COTON SAUF TISSUS SPEC RAUMWOLLGEWEBE | | | | | | | | | | | | |
| 1000 DOL | ALGERIE | 11467 | 10719 | 10646 | 3 | 32 | 4 | 34 | | 748 | 36 | |
| | MAURITAN | 40 | 12 | 5 | 4 | 3 | | | | 28 | | |

Werte: 1000 \$ — Mengen: Tonnen falls nicht anders vermerkt (Abkürzungen siehe Anhang)
Einheitswerte: \$ je ausgewiesener Mengeneinheit — Y: siehe im Anhang Anmerkungen zu den Waren

Valeurs: 1000 \$ — Quantités: Tonnes sauf indication contraire (Voir abréviations en Annexe)
Valeurs unitaires: \$ par unité de quantité indiquée — Y: voir notes par produits en Annexe

import

1961

Tab. 1

| Einheit Unité | Ursprung Origine | WELT MONDE | EWG CEE | darunter : dont : | | | | | AOM | DRITTE LÄNDER PAYS TIERS | darunter : dont : | | |
|------------------|------------------------------|-----------------------------|------------|-------------------|----------|-----------|---------------------|--------|-------|-----------------------------------|-------------------|------------------------|-------|
| | | | | France | U.E.B.L. | Nederland | Deutschland (BR) | Italia | | | USA | G. Britan. Roy. Uni | |
| | EINFUHRLÄNDER IMPORTATEUR | | | | | | | | | | | | |
| | → | | | | | | | | | | | | |
| | | 7 694 | 7 104 | 6 461 | 115 | 256 | 236 | 36 | 54 | 536 | | 96 | |
| | MALI | 3 555 | 1 657 | 1 521 | 81 | 34 | 14 | 7 | 1 057 | 813 | | 57 | |
| | NIGER | 2 198 | 1 287 | 860 | 157 | 74 | 85 | 111 | 6 | 905 | | 79 | |
| | TCHAD | 1 732 | 1 640 | 1 482 | 174 | 453 | 939 | 15 | | 920 | | 450 | |
| | SENEGAL | 3 016 | 1 573 | 1 485 | 3 | 40 | 41 | 4 | 105 | 1 338 | | 88 | |
| | HTE VOLTA | 1 582 | 1 427 | 1 290 | 19 | 607 | 707 | 39 | 6 | 1 540 | 16 | 1 085 | |
| | C IVOIRE | 3 174 | 1 025 | 283 | 17 | 655 | 55 | 15 | 3 | 1 861 | 3 | 1 094 | |
| | TOGO | 2 523 | 1 681 | 1 504 | | 134 | 17 | 26 | 496 | 346 | | 126 | |
| | DAHOMEY | 5 084 | 3 631 | 3 029 | 18 | 299 | 237 | 48 | 34 | 1 419 | 140 | 143 | |
| | CAMEROUN | 2 085 | 1 189 | 936 | 117 | 45 | 90 | 1 | 14 | 882 | 48 | 403 | |
| | CENTRAFR | 862 | 674 | 540 | 22 | 79 | 31 | 2 | 11 | 1 777 | | 84 | |
| | GABON | 2 355 | 1 869 | 1 541 | 57 | 157 | 109 | 5 | 27 | 459 | 12 | 278 | |
| | CONGO BRA | 405 | 18 | 7 | 3 | 2 | 2 | | | 387 | 2 | 36 | |
| | CF SOMAL | 2 047 | 320 | | | 15 | | 305 | | 1 727 | | 23 | |
| | SOMALIE | 5 643 | 4 874 | 4 343 | 10 | 348 | 95 | 78 | | 769 | 16 | | |
| | MADAGASC | 1 592 | 1 421 | 1 373 | | 36 | 9 | 3 | | 1 711 | | 1 21 | |
| | REUNION | 232 | 183 | 173 | 2 | 5 | 2 | 1 | 4 | 45 | | | |
| | COMORES | 9 | 5 | 5 | | | | | | 4 | | 1 | |
| | ST P MIO | 1065 | 1015 | 968 | 2 | 3 | 38 | 4 | | 50 | 37 | 6 | |
| | GUADELOUP | 1145 | 1093 | 1041 | 2 | 11 | 36 | 3 | | 52 | 3 | 5 | |
| | MARTINIQ | 145 | 137 | 136 | | | 1 | | | 8 | | 7 | |
| | GUYANE | 588 | 433 | 417 | | | 15 | | 32 | 120 | 21 | 59 | |
| | N CALEDO | 937 | 476 | 465 | | 9 | 2 | | | 461 | 200 | 73 | |
| | POLYNESIE | | | | | | | | | | | | |
| | TONNES | ALGERIE | 5 567 | 5 237 | 5 194 | 2 | 21 | 1 | 19 | | 330 | 58 | |
| | TONNES | MAURITAN | 17 | 3 | 2 | | 1 | | | 14 | | | |
| | TONNES | MALI | 3 185 | 2 856 | 2 584 | 55 | 92 | 108 | 17 | 24 | 305 | | 18 |
| | TONNES | NIGER | 1 789 | 901 | 832 | 45 | 16 | 5 | 3 | 351 | 516 | | 13 |
| | TONNES | TCHAD | 948 | 471 | 329 | 55 | 19 | 24 | 44 | 2 | 475 | | 18 |
| | TONNES | SENEGAL | 6 663 | 6 310 | 5 802 | 71 | 129 | 302 | 6 | | 353 | | 126 |
| | TONNES | HTE VOLTA | 1 247 | 622 | 588 | 1 | 14 | 16 | 3 | 44 | 581 | | 28 |
| | TONNES | C IVOIRE | 5 357 | 4 812 | 4 348 | 7 | 177 | 264 | 16 | 2 | 543 | 19 | 309 |
| | TONNES | TOGO | 1 102 | 300 | 102 | 6 | 163 | 21 | 8 | 2 | 665 | 1 | 273 |
| | TONNES | DAHOMEY | 933 | 541 | 491 | | 30 | 7 | 13 | 219 | 173 | | 31 |
| | TONNES | CAMEROUN | 2 161 | 1 430 | 1 168 | 5 | 128 | 106 | 23 | 19 | 712 | 48 | 44 |
| | TONNES | CENTRAFR | 674 | 390 | 309 | 38 | 14 | 29 | | 11 | 273 | 15 | 91 |
| | TONNES | GABON | 340 | 268 | 168 | 7 | 28 | 64 | 1 | 4 | 68 | | 22 |
| | TONNES | CONGO BRA | 778 | 615 | 514 | 14 | 49 | 35 | 3 | 8 | 155 | 5 | 66 |
| | TONNES | CF SOMAL | 440 | 10 | 4 | 3 | 1 | 1 | | | 430 | 1 | 20 |
| | TONNES | SOMALIE | 1 688 | 203 | | | 4 | 4 | 199 | | 1 485 | | 11 |
| | TONNES | MADAGASC | 2 370 | 1 949 | 1 763 | 4 | 109 | 37 | 36 | | 421 | 7 | |
| | TONNES | REUNION | 556 | 468 | 447 | | 17 | 3 | 1 | | 88 | | 64 |
| | TONNES | COMORES | 107 | 66 | 63 | 1 | 1 | | | 1 | 40 | | |
| | TONNES | ST P MIO | 3 | 1 | 1 | | | | | | 2 | | |
| | TONNES | GUADELOUP | 380 | 360 | 351 | | 2 | 6 | 1 | | 20 | 17 | 1 |
| | TONNES | MARTINIQ | 384 | 363 | 344 | 1 | 4 | 13 | 1 | | 21 | | 2 |
| | TONNES | GUYANE | 40 | 37 | 37 | | | | | | 3 | | |
| | TONNES | N CALEDO | 159 | 114 | 110 | | | 4 | | 8 | 36 | | 14 |
| | TONNES | POLYNESIE | 351 | 137 | 131 | | 5 | 1 | | | 214 | 66 | 19 |
| | VAL UNIT | ALGERIE | 2 060 | 2 047 | 2 050 | 1 500 | 1 524 | 4 000 | 1 789 | | 2 267 | 621 | |
| | | MAURITAN | 2 353 | 4 000 | 2 500 | | 3 000 | | | | 2 000 | | |
| | | MALI | 2 416 | 2 487 | 2 500 | 2 091 | 2 783 | 2 185 | 2 118 | 2 250 | 1 757 | | 5 333 |
| | | NIGER | 1 987 | 1 839 | 1 828 | 1 800 | 2 125 | 2 800 | 2 333 | 3 011 | 1 576 | | 4 385 |
| | | TCHAD | 2 319 | 2 732 | 2 614 | 1 855 | 3 895 | 3 542 | 2 523 | 3 000 | 1 905 | | 4 389 |
| | | SENEGAL | 2 600 | 2 600 | 2 555 | 2 451 | 3 512 | 3 109 | 2 500 | | 2 606 | | 3 571 |
| | | HTE VOLTA | 2 419 | 2 529 | 2 526 | 3 000 | 2 857 | 2 563 | 1 335 | 2 386 | 2 303 | | 3 143 |
| | | C IVOIRE | 2 954 | 2 967 | 2 968 | 2 714 | 3 429 | 2 678 | 2 438 | 3 000 | 2 836 | | 3 511 |
| | | TOGO | 2 880 | 3 417 | 2 775 | 2 833 | 4 018 | 2 619 | 1 875 | 1 500 | 2 798 | 3 000 | 4 007 |
| | | DAHOMEY | 2 704 | 3 107 | 3 063 | | 4 467 | 2 429 | 2 000 | 2 265 | 2 000 | | 4 065 |
| | | CAMEROUN | 2 353 | 2 539 | 2 593 | 3 600 | 2 376 | 2 236 | 2 087 | 1 789 | 1 993 | 2 917 | 3 250 |
| | | CENTRAFR | 3 093 | 3 049 | 3 029 | 3 079 | 3 214 | 3 103 | | 1 273 | 3 231 | 3 200 | 4 429 |
| | | GABON | 2 535 | 2 515 | 3 214 | 3 143 | 2 821 | 484 | 2 000 | 2 750 | 2 603 | | 3 818 |
| | | CONGO BRA | 3 027 | 3 039 | 2 998 | 4 071 | 3 204 | 3 114 | 1 667 | 3 375 | 2 961 | 2 400 | 4 212 |
| | | CF SOMAL | 920 | 1 800 | 1 750 | 1 000 | 2 000 | 2 000 | 4 000 | | 900 | 2 000 | 1 800 |
| | | SOMALIE | 1 213 | 1 576 | | | 3 750 | | 1 533 | | 1 163 | | 2 091 |
| | | MADAGASC | 2 381 | 2 501 | 2 463 | 2 500 | 3 193 | 2 568 | 2 167 | | 1 827 | 2 286 | |
| | | REUNION | 2 863 | 3 036 | 3 072 | | 2 118 | 3 000 | 3 000 | | 1 943 | | 1 891 |
| | | COMORES | 2 168 | 2 773 | 2 746 | 2 000 | 5 000 | 2 000 | | 4 000 | 1 125 | | |
| | | ST P MIO | 3 000 | 5 000 | 5 000 | | | | | | 2 000 | | |
| | | GUADELOUP | 2 803 | 2 819 | 2 758 | | 1 500 | 6 333 | 4 000 | | 2 500 | 2 176 | 6 000 |
| | | MARTINIQ | 2 982 | 3 011 | 3 026 | 2 000 | 2 750 | 2 769 | 3 000 | | 2 476 | 3 000 | 2 500 |
| | | GUYANE | 3 625 | 3 703 | 3 676 | | | | | | 2 667 | | 3 500 |
| | | N CALEDO | 3 698 | 3 798 | 3 791 | | | 3 750 | | 4 000 | 3 333 | | 4 214 |
| | | POLYNESIE | 2 670 | 3 474 | 3 550 | | 1 800 | 2 000 | | | 2 154 | 3 030 | 3 842 |
| | Y | 653 | | | | | | | | | | | |
| | | AUTRES TISSUS SAUF SPECIAUX | | | | | | | | | | | |
| | | ANDERE GEWEBE | | | | | | | | | | | |
| | 1 000 DOL | ALGERIE | 2 3410 | 2 2863 | 2 1501 | 20 | 69 | 99 | 1 174 | | 547 | 13 | 52 |
| | | MAURITAN | 34 | 13 | 13 | | | | | 21 | | | |
| | | MALI | 982 | 948 | 529 | | 1 | 181 | 237 | 2 | 32 | | 32 |
| | | NIGER | 169 | 92 | 82 | | | 7 | 3 | | | | 44 |
| | | TCHAD | 581 | 221 | 90 | 60 | 2 | 64 | 5 | | | | 360 |
| | | SENEGAL | 4 683 | 4 355 | 3 175 | 5 | 20 | 530 | 625 | 1 | | | 6 |
| | | HTE VOLTA | 401 | 139 | 83 | | 4 | 43 | 9 | 1 | | | 72 |
| | | C IVOIRE | 2 395 | 2 306 | 1 082 | 1 | 38 | 575 | 610 | 1 | | | 25 |
| | | TOGO | 145 | 101 | 71 | 6 | 6 | 18 | | | | | 34 |
| | | DAHOMEY | 142 | 106 | 96 | | | 9 | 1 | 26 | | | |
| | | CAMEROUN | 2 061 | 1 539 | 1 058 | 5 | 98 | 330 | 48 | 2 | 520 | | 1 |
| | | CENTRAFR | 752 | 289 | 132 | 40 | 1 | 102 | 14 | 6 | | 2 | 457 |
| | | GABON | 280 | 233 | 108 | 1 | 51 | 67 | 6 | 5 | | | 42 |
| | | CONGO BRA | 895 | 759 | 637 | 4 | 5 | 66 | 47 | 2 | 134 | 4 | 7 |
| | | SOMALIE | 360 | 69 | | | | | 69 | | 291 | | 5 |

Werte: 1000 \$ — Mengen: Tonnen falls nicht anders vermerkt (Abkürzungen siehe Anhang)
Einheitswerte: \$ je ausgewiesener Mengeneinheit — Y: siehe im Anhang Anmerkungen zu den Waren

Valeurs: 1000 \$ — Quantités: Tonnes sauf indication contraire (Voir abréviations en Annexe)
Valeurs unitaires: \$ par unité de quantité indiquée — Y: voir notes par produits en Annexe

Tab. 1

import

1961

| Einheit Unité | Ursprung Origine | WELT MONDE | EWG CEE | darunter : dont : | | | | | AOM | DRITTE LÄNDER PAYS TIERS | darunter : dont : | |
|------------------|--------------------------------|---------------|------------|-------------------|----------|-----------|---------------------|--------|------|-----------------------------------|-------------------|------------------------|
| | | | | France | U.E.B.L. | Nederland | Deutschland (BR) | Italia | | | USA | G. Britan. Roy. Uni |
| | EINFUHLRLÄNDER | | | | | | | | | | | |
| | IMPORTATEUR | | | | | | | | | | | |
| | MADAGASC | 3597 | 2217 | 1760 | 3 | 24 | 256 | 174 | | 1380 | | 14 |
| | REUNION | 545 | 529 | 467 | 1 | | 26 | 35 | | 16 | 1 | 3 |
| | COMORES | 102 | 62 | 59 | | | | | 1 | 39 | 1 | |
| | ST P MIQ | 113 | 105 | 105 | | 1 | 2 | | | 8 | | |
| | CUADELOUP | 666 | 612 | 487 | | 5 | 85 | 35 | | 54 | 6 | 41 |
| | MARTINIQ | 594 | 521 | 423 | | 1 | 46 | 51 | | 73 | 3 | 48 |
| | GUYANE | 100 | 89 | 80 | | | 9 | | | 11 | 2 | 6 |
| | N CALEDO | 201 | 171 | 155 | 1 | | 12 | 3 | | 30 | 1 | 6 |
| | POLYNESIE | 260 | 125 | 98 | 17 | | 3 | 7 | 1 | 134 | 34 | 55 |
| TONNES | ALGERIE | 7888 | 7649 | 6987 | 8 | 26 | 40 | 588 | | 239 | 18 | 10 |
| TONNES | MAURITAN | 13 | 7 | 7 | | | | | 6 | | | |
| TONNES | MALI | 365 | 342 | 178 | | | 94 | 70 | 1 | 22 | | |
| TONNES | NIGER | 96 | 48 | 43 | | | 4 | 1 | 10 | 38 | | |
| TONNES | TCHAD | 294 | 119 | 62 | 21 | 1 | 33 | 2 | | 175 | | 2 |
| TONNES | SENEGAL | 1579 | 1247 | 758 | 2 | 8 | 278 | 201 | | 332 | | 78 |
| TONNES | HTE VOLTA | 171 | 63 | 37 | | 1 | 22 | 3 | | 108 | | 9 |
| TONNES | C IVOIRE | 1025 | 964 | 378 | 1 | 9 | 300 | 276 | | 61 | | 36 |
| TONNES | TOGO | 66 | 38 | 19 | 9 | 2 | 8 | | | 27 | | |
| TONNES | DAHOMY | 58 | 37 | 32 | | | 5 | | 17 | 4 | | |
| TONNES | CAMEROUN | 832 | 536 | 301 | 2 | 46 | 163 | 24 | | 296 | 1 | |
| TONNES | CENTRAFR | 516 | 129 | 65 | 15 | | 44 | 5 | 8 | 379 | | |
| TONNES | GABON | 103 | 77 | 20 | | 26 | 29 | 2 | 2 | 24 | | |
| TONNES | CONGO BRA | 266 | 198 | 143 | 2 | 2 | 33 | 18 | 1 | 67 | 3 | 1 |
| TONNES | SOMALIE | 194 | 38 | | | | | 38 | | 156 | | 4 |
| TONNES | MADAGASC | 1562 | 745 | 527 | 1 | 8 | 109 | 100 | | 817 | | 2 |
| TONNES | REUNION | 126 | 121 | 98 | | | 11 | 12 | | 5 | | |
| TONNES | COMORES | 38 | 16 | 15 | | | 1 | | 1 | 21 | | |
| TONNES | ST P MIQ | 20 | 17 | 17 | | | | | | 3 | | |
| TONNES | CUADELOUP | 158 | 144 | 103 | | 2 | 27 | 12 | | 14 | 2 | 10 |
| TONNES | MARTINIQ | 152 | 129 | 93 | | | 19 | 17 | | 23 | 1 | 13 |
| TONNES | GUYANE | 25 | 20 | 17 | | | 3 | | | 5 | 1 | 3 |
| TONNES | N CALEDO | 40 | 28 | 23 | | 1 | 2 | 2 | | 12 | | 1 |
| TONNES | POLYNESIE | 87 | 27 | 15 | 8 | | 1 | 3 | | 60 | 7 | 30 |
| VAL UNIT | ALGERIE | 2968 | 2989 | 3077 | 2500 | 2654 | 2475 | 1997 | | 2289 | 722 | 5200 |
| | MAURITAN | 2615 | 1857 | 1857 | | | | | 3500 | | | |
| | MALI | 2690 | 2772 | 2972 | | | 1926 | 3386 | 2000 | 1455 | | |
| | NIGER | 1760 | 1917 | 1907 | | | 1750 | 3000 | 3200 | 1158 | | |
| | TCHAD | 1976 | 1857 | 1452 | 2857 | 2000 | 1939 | 2500 | | 2057 | | 3000 |
| | SENEGAL | 2966 | 3492 | 4189 | 2500 | 2500 | 1906 | 3109 | | 985 | | 923 |
| | HTE VOLTA | 2345 | 2206 | 2243 | | 4000 | 1955 | 3000 | | 2417 | | 2778 |
| | C IVOIRE | 2337 | 2392 | 2862 | 1000 | 4222 | 1917 | 2210 | | 1443 | | 944 |
| | TOGO | 2197 | 2658 | 3737 | 667 | 3000 | 2250 | | | 1556 | | |
| | DAHOMY | 2448 | 2865 | 3000 | | | 1800 | | 1529 | 2500 | | |
| | CAMEROUN | 2477 | 2871 | 3515 | 2500 | 2130 | 2025 | 2000 | | 1757 | 2000 | |
| | CENTRAFR | 1457 | 2240 | 2031 | 2667 | | 2318 | 2800 | | 750 | | |
| | GABON | 2718 | 3026 | 5400 | | 1962 | 2310 | 3000 | 2500 | 1750 | | |
| | CONGO BRA | 3365 | 3833 | 4455 | 2000 | 2500 | 2000 | 2611 | 2000 | 2000 | 1333 | 7000 |
| | SOMALIE | 1856 | 1816 | | | | 1816 | | | 1865 | | 1250 |
| | MADAGASC | 2303 | 2976 | 3340 | 3000 | 3000 | 2349 | 1740 | | 1689 | | 7000 |
| | REUNION | 4325 | 4372 | 4765 | | | 2364 | 2917 | | 3200 | | |
| | COMORES | 2684 | 3875 | 3933 | | | 2000 | | 1000 | 1857 | | |
| | ST P MIQ | 5650 | 6176 | 6176 | | | | | | 2667 | | |
| | CUADELOUP | 4215 | 4250 | 4728 | | 2500 | 3148 | 2917 | | 3857 | 3000 | 4100 |
| | MARTINIQ | 3908 | 4039 | 4548 | | | 2421 | 3000 | | 3174 | 3000 | 3692 |
| | GUYANE | 4000 | 4450 | 4706 | | | 3000 | | | 2200 | 2000 | 2000 |
| | N CALEDO | 5025 | 6107 | 6739 | 1000 | | 6000 | 1500 | | 2500 | | 6000 |
| | POLYNESIE | 2989 | 4630 | 6533 | 2125 | | 3000 | 2333 | | 2233 | 4857 | 1833 |
| | 654 | | | | | | | | | | | |
| | TULLES DENTELLES BRODRIFIS ETC | | | | | | | | | | | |
| | TUELL SPITZEN BAENDER USW | | | | | | | | | | | |
| 1000 DOL | ALGERIE | 2223 | 2216 | 2214 | | | | 2 | | 7 | | |
| | MALI | 21 | 19 | 18 | | | | | | 2 | | |
| | NIGER | 6 | 5 | 5 | | | | | | 1 | | |
| | TCHAD | 46 | 33 | 31 | | | | 2 | | 13 | | |
| | SENEGAL | 472 | 427 | 343 | 1 | | 54 | 29 | | 45 | 5 | 30 |
| | HTE VOLTA | 30 | 30 | 30 | | | | | | | | |
| | C IVOIRE | 96 | 93 | 85 | | | | 7 | 1 | 3 | | |
| | TOGO | 11 | 5 | 4 | | | | 1 | | 6 | | 5 |
| | DAHOMY | 10 | 10 | 10 | | | | | | | | |
| | CAMEROUN | 84 | 84 | 78 | | | 2 | 4 | | | | |
| | CENTRAFR | 23 | 23 | 21 | | | | | | | | |
| | GABON | 28 | 28 | 27 | | | | | | | | |
| | CONGO BRA | 31 | 85 | 81 | | | | 1 | | 6 | 1 | |
| | SOMALIE | 3 | 2 | | | | | 2 | | 1 | | |
| | MADAGASC | 291 | 280 | 266 | | | 13 | 1 | | 11 | | |
| | N CALEDO | 41 | 40 | 40 | | | | | | 1 | 1 | |
| | POLYNESIE | 39 | 29 | 29 | | | | | | 10 | 5 | 3 |
| TONNES | ALGERIE | 398 | 395 | 395 | | | | | | 3 | | |
| TONNES | MALI | 4 | 3 | 3 | | | | | | 1 | | |
| TONNES | NIGER | 2 | 1 | 1 | | | | | | 1 | | |
| TONNES | TCHAD | 12 | 6 | 6 | | | | | | 6 | | |
| TONNES | SENEGAL | 70 | 61 | 49 | | | 6 | 6 | | 9 | 1 | 7 |
| TONNES | HTE VOLTA | 6 | 6 | 6 | | | | | | | | |
| TONNES | C IVOIRE | 24 | 22 | 22 | | | | | | 2 | | |
| TONNES | TOGO | 2 | 1 | 1 | | | | | | 1 | | 1 |
| TONNES | DAHOMY | 2 | 2 | 2 | | | | | | | | |
| TONNES | CAMEROUN | 16 | 15 | 14 | | | | 1 | | 1 | | |
| TONNES | CENTRAFR | 4 | 4 | 4 | | | | | | | | |
| TONNES | GABON | 4 | 3 | 3 | | | | | | 1 | | |
| TONNES | CONGO BRA | 16 | 15 | 14 | | | | 1 | | 1 | | |
| TONNES | SOMALIE | 1 | 1 | | | | | 1 | | | | |

Werte: 1000 \$ — Mengen: Tonnen falls nicht anders vermerkt (Abkürzungen siehe Anhang)
Einheitswerte: \$ je ausgewiesener Mengeneinheit — Y: siehe im Anhang Anmerkungen zu den Waren

Valeurs: 1000 \$ — Quantités: Tonnes sauf indication contraire (Voir abréviations en Annexe)
Valeurs unitaires: \$ par unité de quantité indiquée — Y: voir notes par produits en Annexe

import

1961

Tab. 1

| Einheit Unité | Ursprung Origine | WELT MONDE | EWG CEE | darunter : dont : | | | | | A O M | DRITTE LÄNDER PAYS TIERS | darunter : dont : | |
|------------------|---------------------|-------------------------------|------------|-------------------|----------|-------------------------------|---------------------|--------|-------|-----------------------------------|-------------------|------------------------|
| | | | | France | U.E.B.L. | Nederland | Deutschland (BR) | Italia | | | USA | G. Britan. Roy. Uni |
| EINFUHR-LÄNDER | | | | | | | | | | | | |
| IMPORTATEUR | | | | | | | | | | | | |
| TONNES | FRANZOSISCHE | 39 | 37 | 36 | | | | | | 2 | | |
| TONNES | N CALEDO | 5 | 5 | 5 | | | | | | | | |
| TONNES | POLYNESIE | 5 | 3 | 3 | | | | | | 2 | 1 | 1 |
| VAL UNIT | ALGERIE | 5585 | 5610 | 5605 | | | | | | 2333 | | |
| | MALI | 5250 | 6333 | 6000 | | | | | | 2000 | | |
| | NIGER | 3000 | 5000 | 5000 | | | | | | 1000 | | |
| | TCHAD | 3833 | 5500 | 5167 | | | | | | 2167 | | |
| | SENEGAL | 6743 | 7000 | 7000 | | | 9000 | 4833 | | 5000 | 5000 | 4286 |
| | HTE VOLTA | 5000 | 5000 | 5000 | | | | | | 1500 | | |
| | C IVOIRE | 4000 | 4227 | 3864 | | | | | | 6000 | | 5000 |
| | TOGO | 5500 | 5000 | 4000 | | | | | | | | |
| | DAHOMY | 5000 | 5000 | 5000 | | | | | | | | |
| | CAMEROUN | 5250 | 5600 | 5571 | | | | 4000 | | | | |
| | CENTRAFR | 5750 | 5750 | 5250 | | | | | | | | |
| | GABON | 7000 | 9333 | 9000 | | | | | | | | |
| | CONGO BRA | 5688 | 5667 | 5786 | | | | | | | | |
| | SOMALIE | 3000 | 2000 | | | | | | | | | |
| | MADAGASC | 7462 | 7568 | 7389 | | | 13000 | | | 5500 | | |
| | N CALEDO | 8200 | 8000 | 8000 | | | | | | | | |
| | POLYNESIE | 7800 | 9667 | 9667 | | | | | | 5000 | 5000 | 3000 |
| Y | 655 | TISSUS SPECIAUX ARTIC ASSIMIL | | | | SPEZIALGEWEBE UND ERZEUGNISSE | | | | | | |
| 1000 DOL | ALGERIE | 2851 | 2722 | 2705 | 11 | 1 | 2 | 3 | | 129 | 4 | 1 |
| | MAURITAN | 32 | 31 | 31 | | | | | 1 | | 1 | |
| | MALI | 67 | 33 | 32 | | | 1 | | 19 | 15 | | |
| | NIGER | 13 | 7 | 7 | | | | | 5 | 1 | | |
| | TCHAD | 29 | 24 | 24 | | | | | 1 | 4 | | |
| | SENEGAL | 465 | 439 | 428 | 1 | | 4 | 6 | | 26 | | 16 |
| | HTE VOLTA | 43 | 14 | 14 | | | | | 19 | 10 | | 4 |
| | C IVOIRE | 724 | 703 | 681 | | 8 | 13 | 1 | | 21 | | 3 |
| | TOGO | 53 | 31 | 30 | | | | | | 11 | | 1 |
| | DAHOMY | 55 | 25 | 24 | | | | | 8 | 4 | | 2 |
| | CAMEROUN | 170 | 147 | 130 | 9 | | 7 | 1 | 9 | 14 | 1 | |
| | CENTRAFR | 34 | 27 | 24 | 1 | | 2 | | 5 | 2 | | |
| | GABON | 94 | 87 | 85 | | | 2 | | 5 | 2 | | 1 |
| | CONGO BRA | 215 | 205 | 198 | 1 | 1 | 5 | | 6 | 4 | | 1 |
| | CF SOMAL | 10 | 4 | 4 | | | | | | 6 | | 5 |
| | SOMALIE | 177 | 164 | | | | | 164 | | 13 | 2 | 2 |
| | MADAGASC | 362 | 323 | 287 | 3 | 12 | 21 | | 1 | 38 | 1 | |
| | REUNION | 53 | 28 | 28 | | | | | 25 | | | |
| | COMORES | 6 | 4 | 4 | | | | | 1 | | | |
| | ST P MIQ | 37 | 4 | 4 | | | | | | 33 | 1 | 13 |
| | GUADELOUP | 182 | 181 | 180 | | 1 | | | | 1 | | |
| | MARTINIQ | 225 | 225 | 225 | | | | | | | | |
| | GUYANE | 6 | 5 | 5 | | | | | | | | |
| | N CALEDO | 148 | 108 | 84 | | | 24 | | | 40 | 3 | 26 |
| | POLYNESIE | 136 | 63 | 56 | | 1 | 6 | | | 73 | 26 | 20 |
| TONNES | ALGERIE | 4178 | 3823 | 3818 | 4 | | | 1 | | 355 | 1 | |
| TONNES | MAURITAN | 57 | 55 | 55 | | | | | 1 | 1 | | |
| TONNES | MALI | 64 | 28 | 27 | | | 1 | | 25 | 11 | | |
| TONNES | NIGER | 11 | 5 | 5 | | | | | 6 | | | |
| TONNES | TCHAD | 14 | 13 | 13 | | | | | 1 | | | |
| TONNES | SENEGAL | 291 | 286 | 281 | 2 | | 1 | 2 | | 5 | | 4 |
| TONNES | HTE VOLTA | 901 | 12 | 12 | | | | | 883 | 6 | | 3 |
| TONNES | C IVOIRE | 316 | 301 | 297 | | 2 | 2 | | | 15 | | 8 |
| TONNES | TOGO | 51 | 29 | 29 | | | | | | 5 | | 1 |
| TONNES | DAHOMY | 52 | 14 | 14 | | | | | 34 | 4 | | 3 |
| TONNES | CAMEROUN | 142 | 110 | 92 | 14 | | 4 | | 16 | 16 | | |
| TONNES | CENTRAFR | 20 | 14 | 13 | | | 1 | | 5 | 1 | | |
| TONNES | GABON | 50 | 42 | 42 | | | | | 8 | | | |
| TONNES | CONGO BRA | 169 | 148 | 141 | 1 | 5 | 1 | | 7 | 14 | | |
| TONNES | CF SOMAL | 8 | 2 | 2 | | | | | | 6 | | 4 |
| TONNES | SOMALIE | 635 | 551 | | | | | 551 | | 84 | 2 | 1 |
| TONNES | MADAGASC | 186 | 172 | 161 | | 2 | 3 | 6 | | 10 | | |
| TONNES | REUNION | 86 | 34 | 34 | | | | | 50 | 2 | | |
| TONNES | COMORES | 2 | 1 | 1 | | | | | | 1 | | |
| TONNES | ST P MIQ | 57 | 2 | 2 | | | | | | 55 | | 37 |
| TONNES | GUADELOUP | 331 | 331 | 330 | | | 1 | | | | | |
| TONNES | MARTINIQ | 451 | 451 | 451 | | | | | | | | |
| TONNES | GUYANE | 6 | 6 | 6 | | | | | | | | |
| TONNES | N CALEDO | 136 | 88 | 85 | | | 3 | | | 48 | 1 | 39 |
| TONNES | POLYNESIE | 109 | 22 | 21 | | | 1 | | | 87 | 16 | 15 |
| VAL UNIT | ALGERIE | 682 | 712 | 708 | 2750 | | | 3000 | | 363 | 4000 | |
| | MAURITAN | 561 | 564 | 564 | | | | | 1000 | 760 | | |
| | MALI | 1047 | 1179 | 1185 | | | | | 833 | 1364 | | |
| | NIGER | 1182 | 1400 | 1400 | | | 1000 | | | | | |
| | TCHAD | 2071 | 1846 | 1846 | | | | | 1000 | | | |
| | SENEGAL | 1598 | 1535 | 1523 | | | | | | 5200 | | 4000 |
| | HTE VOLTA | 48 | 1167 | 1167 | 500 | | 4000 | 3000 | | 22 | | 1333 |
| | C IVOIRE | 2291 | 2336 | 2293 | | | 4000 | 6500 | | 1400 | | 375 |
| | TOGO | 1039 | 1069 | 1034 | | | | | 533 | 2200 | | 1000 |
| | DAHOMY | 1058 | 1786 | 1714 | | | | | 765 | 1000 | | 667 |
| | CAMEROUN | 1197 | 1336 | 1413 | 643 | | | 1750 | | 563 | 875 | |
| | CENTRAFR | 1700 | 1929 | 1846 | | | | | 2000 | 1000 | 2000 | |
| | GABON | 1880 | 2071 | 2024 | | | | | | 625 | | |
| | CONGO BRA | 1272 | 1385 | 1404 | 1000 | 200 | 5000 | | | 857 | 286 | |
| | CF SOMAL | 1250 | 2000 | 2000 | | | | | | 1000 | | 1250 |
| | SOMALIE | 279 | 298 | | | | | | | 155 | 1000 | 2000 |
| | MADAGASC | 1946 | 1878 | 1783 | | 1500 | 4000 | 3500 | 250 | 3800 | | |

Werte : 1000 \$ — Mengen : Tonnen falls nicht anders vermerkt (Abkürzungen siehe Anhang)
Einheitswerte : \$ je ausgewiesener Mengeneinheit — Y : siehe im Anhang Anmerkungen zu den Waren

Valeurs : 1000 \$ — Quantités : Tonnes sauf indication contraire (Voir abréviations en Annexe)
Valeurs unitaires : \$ par unité de quantité indiquée — Y : voir notes par produits en Annexe

import

1961

Tab. 1

| Einheit Unité | Ursprung Origine | WELT MONDE | EWG CEE | darunter : dont : | | | | | AOM | DRITTE LÄNDER PAYS TIERS | darunter : dont : | |
|------------------|------------------------------------|---------------|------------|-------------------|----------|-----------|---------------------|--------|------|-----------------------------------|-------------------|------------------------|
| | | | | France | U.E.B.L. | Nederland | Deutschland (BR) | Italia | | | USA | G. Britan. Roy. Uni |
| | EINFUHR-LÄNDER ↓ IMPORTATEUR | | | | | | | | | | | |
| | REUNION | 616 | 824 | 824 | | | | | 500 | | | |
| | COMORES | 3000 | 4000 | 4000 | | | | | | 1000 | | |
| | ST P MIO | 649 | 2000 | 2000 | | | | | | 600 | | |
| | CUADELOUP | 550 | 547 | 545 | | 1000 | | | | | | 35.1 |
| | MARTINIQ | 499 | 499 | 499 | | | | | | | | |
| | GUYANE | 1000 | 833 | 833 | | | | | | | | |
| | N CALEDO | 1088 | 1227 | 988 | | | 8000 | | | 833 | 3000 | 667 |
| | POLYNESIE | 1248 | 2864 | 2667 | | | 6000 | | | 839 | 1625 | 1333 |
| | 656 | | | | | | | | | | | |
| | ARTICLES EN MAT TEXTILES NDA | | | | | | | | | | | |
| | SPINNSTOFFWAREN A N G | | | | | | | | | | | |
| 1000 DOL | ALGERIE | 8707 | 8439 | 8022 | 9 | 12 | 76 | 320 | 72 | 196 | 5 | |
| | MAURITAN | 191 | 186 | 186 | | | | | 1 | 4 | 1 | 1 |
| | MALI | 634 | 444 | 364 | 13 | 10 | 2 | 55 | 35 | 155 | | |
| | NIGER | 646 | 298 | 114 | 4 | 118 | 4 | 58 | 100 | 248 | | 1 |
| | TCHAD | 436 | 297 | 115 | 56 | 10 | 40 | 76 | 12 | 127 | 3 | 1 |
| | SENEGAL | 2259 | 1737 | 1278 | 37 | 192 | 135 | 95 | 6 | 516 | 4 | 2 |
| | HTE VOLTA | 309 | 197 | 160 | 13 | 6 | | 18 | 22 | 90 | 1 | 6 |
| | C IVOIRE | 4092 | 2842 | 2158 | 42 | 176 | 53 | 413 | 58 | 1192 | 3 | 24 |
| | TOGO | 347 | 118 | 61 | 36 | 5 | 5 | 11 | 8 | 216 | | 2 |
| | DAHOMY | 570 | 119 | 93 | 11 | 5 | 5 | 5 | 32 | 419 | | 29 |
| | CAMEROUN | 1847 | 1136 | 640 | 74 | 130 | 95 | 197 | 44 | 667 | 16 | 6 |
| | CENTRAFR | 458 | 244 | 124 | 45 | 21 | 14 | 40 | 55 | 159 | 20 | 23 |
| | GABON | 361 | 295 | 212 | 6 | 25 | 16 | 36 | 20 | 46 | 1 | 19 |
| | CONGO BRA | 989 | 763 | 549 | 43 | 61 | 38 | 72 | 76 | 150 | 2 | 1 |
| | CF SOMAL | 282 | 79 | 69 | | 3 | 4 | 3 | | 203 | 6 | 2 |
| | SOMALIE | 110 | 32 | | | | | 32 | | 78 | 1 | |
| | MADAGASC | 1774 | 1328 | 968 | 21 | 68 | 55 | 216 | 39 | 407 | 3 | |
| | REUNION | 258 | 134 | 126 | 1 | 5 | 1 | 1 | 28 | 96 | | |
| | COMORES | 23 | 5 | 4 | | | | 1 | 16 | 2 | | |
| | ST P MIO | 32 | 17 | 17 | | | | | | 13 | 2 | 2 |
| | CUADELOUP | 877 | 858 | 856 | 2 | | | | 2 | 17 | 1 | |
| | MARTINIQ | 464 | 457 | 455 | | 2 | | | | 7 | 1 | |
| | GUYANE | 5 | 4 | 4 | | | | | | 1 | | |
| | N CALEDO | 363 | 296 | 275 | | | 16 | 5 | | 62 | 3 | 9 |
| | POLYNESIE | 228 | 77 | 47 | 5 | 12 | 13 | | 6 | 145 | 84 | 11 |
| TONNES | ALGERIE | 7090 | 6131 | 5747 | 25 | 75 | 56 | 228 | 481 | 468 | 12 | |
| TONNES | MAURITAN | 127 | 122 | 122 | | | | | 1 | 4 | | |
| TONNES | MALI | 1105 | 608 | 469 | 11 | 23 | 2 | 103 | 93 | 404 | | |
| TONNES | NIGER | 1079 | 371 | 172 | 11 | 102 | 4 | 82 | 99 | 609 | | 1 |
| TONNES | TCHAD | 504 | 320 | 90 | 71 | 10 | 40 | 119 | 12 | 172 | 1 | |
| TONNES | SENEGAL | 4894 | 2847 | 2020 | 41 | 616 | 107 | 63 | 61 | 1985 | 13 | 1 |
| TONNES | HTE VOLTA | 499 | 275 | 180 | 48 | 15 | | 32 | 31 | 193 | | 27 |
| TONNES | C IVOIRE | 7050 | 3908 | 2950 | 106 | 299 | 53 | 500 | 90 | 3052 | 16 | 16 |
| TONNES | TOGO | 747 | 199 | 80 | 99 | 3 | 1 | 16 | 11 | 526 | | 1 |
| TONNES | DAHOMY | 1435 | 161 | 109 | 35 | 6 | 4 | 7 | 42 | 1233 | | 58 |
| TONNES | CAMEROUN | 2080 | 985 | 404 | 55 | 82 | 158 | 286 | 46 | 1049 | 7 | 3 |
| TONNES | CENTRAFR | 615 | 244 | 104 | 58 | 15 | 10 | 57 | 90 | 281 | 14 | 52 |
| TONNES | GABON | 266 | 196 | 119 | 3 | 12 | 13 | 49 | 24 | 46 | 1 | 14 |
| TONNES | CONGO BRA | 1045 | 604 | 408 | 34 | 36 | 42 | 84 | 128 | 313 | 3 | |
| TONNES | CF SOMAL | 174 | 38 | 27 | | 2 | 3 | 6 | | 136 | 8 | 1 |
| TONNES | SOMALIE | 182 | 35 | | | | | 35 | | 147 | 7 | |
| TONNES | MADAGASC | 2657 | 1506 | 1093 | 19 | 38 | 119 | 237 | 216 | 935 | 1 | |
| TONNES | REUNION | 1270 | 458 | 428 | 11 | 6 | 8 | 5 | 159 | 653 | | |
| TONNES | COMORES | 32 | 3 | 2 | | | | 1 | 29 | | | |
| TONNES | ST P MIO | 18 | 6 | 6 | | | | | | 12 | 1 | 1 |
| TONNES | CUADELOUP | 1905 | 1779 | 1775 | 4 | | | | 14 | 112 | 3 | |
| TONNES | MARTINIQ | 1093 | 1042 | 1030 | | 12 | | | | 51 | 5 | |
| TONNES | GUYANE | 14 | 8 | 8 | | | | | | 6 | | |
| TONNES | N CALEDO | 218 | 149 | 136 | | | 9 | 4 | | 65 | 1 | 3 |
| TONNES | POLYNESIE | 162 | 39 | 17 | 3 | 8 | 11 | | 2 | 121 | 36 | 7 |
| VAL UNIT | ALGERIE | 1230 | 1376 | 1396 | 360 | 160 | 1357 | 1404 | 150 | 419 | 417 | |
| | MAURITAN | 1504 | 1525 | 1525 | | | | | 1000 | 1000 | | |
| | MALI | 574 | 730 | 776 | 1182 | 435 | 1000 | 534 | 376 | 384 | | |
| | NIGER | 599 | 803 | 663 | 364 | 1157 | 1000 | 707 | 1010 | 407 | | 1000 |
| | TCHAD | 865 | 928 | 1438 | 789 | 1000 | 1000 | 639 | 1000 | 738 | 3000 | |
| | SENEGAL | 462 | 610 | 633 | 902 | 312 | 1262 | 1508 | 98 | 260 | 308 | 2000 |
| | HTE VOLTA | 619 | 716 | 889 | 271 | 400 | | 563 | 710 | 466 | | 222 |
| | C IVOIRE | 580 | 727 | 732 | 396 | 589 | 1000 | 826 | 644 | 391 | 188 | 1500 |
| | TOGO | 465 | 593 | 763 | 364 | 1667 | 5000 | 688 | 727 | 411 | | 2000 |
| | DAHOMY | 397 | 739 | 853 | 314 | 833 | 1250 | 714 | 762 | 340 | | 500 |
| | CAMEROUN | 888 | 1153 | 1584 | 1345 | 1585 | 601 | 689 | 957 | 636 | 2286 | 2000 |
| | CENTRAFR | 745 | 1000 | 1192 | 776 | 1400 | 1400 | 702 | 611 | 566 | 1429 | 442 |
| | GABON | 1357 | 1505 | 1782 | 2000 | 2083 | 1231 | 735 | 833 | 1000 | 1000 | 1357 |
| | CONGO BRA | 946 | 1263 | 1346 | 1265 | 1694 | 905 | 857 | 594 | 479 | 667 | |
| | CF SOMAL | 1621 | 2079 | 2556 | | 1500 | 1333 | 500 | | 1493 | 750 | 2000 |
| | SOMALIE | 604 | 914 | | | | | 914 | | 531 | 143 | |
| | MADAGASC | 668 | 812 | 896 | 1105 | 1789 | 462 | 911 | 181 | 435 | 3000 | |
| | REUNION | 203 | 293 | 294 | 91 | 833 | 125 | 200 | 176 | 147 | | |
| | COMORES | 719 | 1667 | 2000 | | | | 1000 | 552 | | | |
| | ST P MIO | 1778 | 2833 | 2833 | | | | | | 1083 | 2000 | 2000 |
| | CUADELOUP | 460 | 482 | 482 | 500 | | | | 143 | 152 | 333 | |
| | MARTINIQ | 425 | 439 | 442 | | 167 | | | | 137 | 200 | |
| | GUYANE | 357 | 500 | 500 | | | | | | 167 | | |
| | N CALEDO | 1665 | 1987 | 2022 | | | 1778 | 1250 | | 954 | 3000 | 3000 |
| | POLYNESIE | 1407 | 1974 | 2765 | 1667 | 1500 | 1182 | | 3000 | 1198 | 2333 | 1571 |

Werte : 1000 \$ — Mengen : Tonnen falls nicht anders vermerkt (Abkürzungen siehe Anhang)
Einheitswerte : \$ je ausgewiesener Mengeneinheit — Y : siehe im Anhang Anmerkungen zu den Waren

Valeurs : 1000 \$ — Quantités : Tonnes sauf indication contraire (Voir abréviations en Annexe)
Valeurs unitaires : \$ par unité de quantité indiquée — Y : voir notes par produits en Annexe

import

1961

Tab. 1

| Einheit Unité | Ursprung Origine | WELT MONDE | EWG CEE | darunter : dont : | | | | | A O M | DRITTE LÄNDER PAYS TIERS | darunter : dont : | |
|-----------------------------------|---------------------|--------------------------------|------------|-------------------|----------|-----------|---------------------|--------|-------|-----------------------------------|-------------------|------------------------|
| | | | | France | U.E.B.L. | Nederland | Deutschland (BR) | Italia | | | USA | G. Britan. Roy. Uni |
| EINFUHRLÄNDER ↓ IMPORTATEUR | | | | | | | | | | | | |
| Y | 657 | COUV PARQUETS TAPIS TAPISSERIE | | | | | | | | FUSSBODENBELAEGE | TEPPICHE | USW |
| 1000 DOL | ALGERIE | 893 | 741 | 699 | 20 | 10 | 9 | 3 | | | 152 | 15 |
| | MAURITAN | 15 | 15 | 15 | | | | | | | | |
| | MALI | 14 | 7 | 6 | | 1 | | | | 1 | 6 | |
| | NIGER | 5 | 2 | 1 | | 1 | | | | 1 | 2 | |
| | TCHAD | 21 | 14 | 13 | | | | 1 | | 1 | 6 | 1 |
| | SENEGAL | 271 | 209 | 163 | | | 38 | | 8 | | 62 | 24 |
| | HTE VOLTA | 20 | 8 | 7 | | | 1 | | | 1 | 11 | |
| | C IVOIRE | 291 | 250 | 227 | 2 | 15 | 3 | 3 | | | 41 | |
| | TOGO | 31 | 4 | 4 | | | | | | 1 | 26 | |
| | DAHOMEY | 6 | 3 | 2 | | | | | 2 | | 1 | 1 |
| | CAMEROUN | 58 | 41 | 33 | 1 | 5 | | 2 | 3 | | 14 | 1 |
| | CENTRAFR | 14 | 9 | 7 | | | | 1 | | 1 | 4 | 3 |
| | GABON | 56 | 53 | 50 | | | | | | 1 | 2 | |
| | CONGO BRA | 42 | 25 | 19 | | | | | | 6 | 11 | 1 |
| | SOMALIE | 17 | 7 | | | | | | 6 | | 10 | |
| | MADAGASC | 91 | 87 | 58 | | 27 | | 1 | 1 | | 4 | 3 |
| | COMORES | 7 | 6 | 6 | | | | | | 1 | | |
| | ST P MIO | 5 | 3 | 3 | | | | | | | 2 | 1 |
| | N CALEDO | 52 | 50 | 45 | | | | | 5 | | 1 | |
| | POLYNESIE | 27 | 13 | 10 | | | | | | | 14 | 4 |
| | | | | | | | | | | | | 8 |
| TONNES | ALGERIE | 1671 | 801 | 614 | 31 | 115 | 38 | 3 | | | 870 | 111 |
| TONNES | MAURITAN | 9 | 8 | 8 | | | | | | | 1 | |
| TONNES | MALI | 28 | 18 | 12 | | | 6 | | | 1 | 9 | |
| TONNES | NIGER | 10 | 8 | 5 | | | 3 | | | 1 | 1 | |
| TONNES | TCHAD | 11 | 5 | 5 | | | | | | | 6 | |
| TONNES | SENEGAL | 1088 | 889 | 706 | | 179 | | 4 | | | 199 | 114 |
| TONNES | HTE VOLTA | 30 | 7 | 4 | | 3 | | | 1 | | 22 | |
| TONNES | C IVOIRE | 288 | 205 | 135 | 1 | 67 | | 1 | 1 | | 83 | |
| TONNES | TOGO | 62 | 8 | 8 | | | | | | 1 | 53 | |
| TONNES | DAHOMEY | 16 | 9 | 5 | | 4 | | | | 2 | 5 | 4 |
| TONNES | CAMEROUN | 74 | 42 | 18 | 1 | 22 | | 1 | 3 | | 29 | 8 |
| TONNES | CENTRAFR | 20 | 6 | 3 | | 3 | | | | 1 | 13 | |
| TONNES | GABON | 25 | 21 | 11 | | 10 | | | | 1 | 3 | |
| TONNES | CONGO BRA | 80 | 53 | 28 | | 25 | | | 5 | | 22 | |
| TONNES | SOMALIE | 13 | 6 | | | 4 | | 2 | | | 7 | |
| TONNES | MADAGASC | 197 | 195 | 83 | | 107 | | 5 | | | 2 | 1 |
| TONNES | COMORES | 1 | 1 | 1 | | | | | | | | |
| TONNES | ST P MIO | 2 | 1 | 1 | | | | | | | 1 | 1 |
| TONNES | N CALEDO | 12 | 12 | 11 | | | | | 1 | | | |
| TONNES | POLYNESIE | 64 | 32 | 24 | | | 8 | | | | 32 | 6 |
| | | | | | | | | | | | | 23 |
| VAL UNIT | ALGERIE | 534 | 925 | 1138 | 645 | 87 | 237 | 1000 | | | 175 | 135 |
| | MAURITAN | 1667 | 1875 | 1875 | | | | | | | | |
| | MALI | 500 | 389 | 500 | | | 167 | | | 1000 | 667 | |
| | NIGER | 500 | 250 | 200 | | | 333 | | | 1000 | 2000 | |
| | TCHAD | 1909 | 2800 | 2600 | | | | | | | 1000 | 1000 |
| | SENEGAL | 249 | 235 | 231 | | | 212 | | 2000 | | 312 | 1000 |
| | HTE VOLTA | 667 | 1143 | 1750 | | | 333 | | | 1000 | 500 | 211 |
| | C IVOIRE | 1010 | 1220 | 1681 | 2000 | | 224 | 3000 | 3000 | 1000 | 494 | |
| | TOGO | 500 | 500 | 500 | | | | | | 1000 | 491 | |
| | DAHOMEY | 375 | 333 | 400 | | | 250 | | | 1000 | 200 | 250 |
| | CAMEROUN | 784 | 976 | 1833 | 1000 | | 227 | | 2000 | 1000 | 483 | 375 |
| | CENTRAFR | 700 | 1500 | 2333 | | | 333 | | | 1000 | 308 | |
| | GABON | 2240 | 2524 | 4545 | | | 300 | | | 1000 | 667 | |
| | CONGO BRA | 525 | 472 | 679 | | | 240 | | | 1200 | 500 | |
| | SOMALIE | 1308 | 1167 | | | | 250 | | 3000 | | 1429 | |
| | MADAGASC | 462 | 446 | 699 | | | 252 | 200 | | | 2000 | 3000 |
| | COMORES | 7000 | 6000 | 6000 | | | | | | | | |
| | ST P MIO | 2500 | 3000 | 3000 | | | | | | | 2000 | 1000 |
| | N CALEDO | 4333 | 4167 | 4091 | | | | | 5000 | | | |
| | POLYNESIE | 422 | 406 | 417 | | | 375 | | | | 438 | 667 |
| | | | | | | | | | | | | 348 |
| Y | 661 | CHAUX CEMENTS OUVR PR BATIMENT | | | | | | | | KALK ZEMENT UND BAUSTOFFE | | |
| 1000 DOL | ALGERIE | 5595 | 5130 | 5023 | 69 | | 5 | 33 | | | 465 | |
| | MAURITAN | 600 | 505 | 505 | | | | | | | 95 | |
| | MALI | 273 | 226 | 184 | 13 | | 10 | 19 | | 9 | 38 | 1 |
| | NIGER | 241 | 207 | 90 | 56 | | 61 | | | 5 | 29 | 1 |
| | TCHAD | 985 | 817 | 181 | 275 | | 361 | | | 5 | 163 | 2 |
| | SENEGAL | 724 | 376 | 250 | 115 | | 8 | 3 | | 3 | 345 | |
| | HTE VOLTA | 408 | 351 | 323 | 17 | | 11 | | | 15 | 42 | 1 |
| | C IVOIRE | 3024 | 2732 | 1898 | 503 | | 189 | 142 | | | 292 | 9 |
| | TOGO | 719 | 621 | 303 | 240 | | 78 | | | 1 | 97 | 3 |
| | DAHOMEY | 1142 | 1114 | 916 | 137 | | 52 | | | | 28 | 6 |
| | CAMEROUN | 1122 | 1013 | 748 | 137 | | 128 | | | 3 | 106 | |
| | CENTRAFR | 285 | 201 | 184 | 17 | | | | | 74 | 10 | |
| | GABON | 506 | 500 | 495 | | | 3 | 2 | | 4 | 2 | |
| | CONGO BRA | 1036 | 954 | 919 | 20 | | 15 | | | 30 | 52 | |
| | CF SOMAL | 168 | 52 | 44 | 3 | | | | | | 116 | |
| | SOMALIE | 317 | 123 | | | | | | 5 | | 194 | 9 |
| | MADAGASC | 2089 | 1873 | 1792 | 78 | | | | 123 | | 216 | 7 |
| | REUNION | 1705 | 1411 | 1411 | | | | | | | 294 | |
| | COMORES | 175 | 156 | 156 | | | | | | | 17 | |
| | ST P MIO | 40 | 30 | 24 | | | | | | 2 | 10 | 3 |
| | GUADFLOUP | 732 | 523 | 231 | 248 | | 6 | | | | 209 | |
| | MARTINIO | 812 | 456 | 280 | 176 | | 44 | | | | 356 | |
| | GUYANE | 120 | 39 | 3 | 36 | | | | | | 81 | |
| | N CALEDO | 888 | 499 | 383 | 110 | | 4 | 2 | | | 389 | 13 |
| | POLYNESIE | 501 | 496 | 495 | | | | | | 1 | 5 | 1 |
| TONNES | ALGERIE | 395025 | 370916 | 368284 | 942 | | 127 | 1563 | | | 24109 | |

Werte: 1000 \$ — Mengen: Tonnen falls nicht anders vermerkt (Abkürzungen siehe Anhang)
Einheitswerte: \$ je ausgewiesener Mengeneinheit — Y: siehe im Anhang Anmerkungen zu den Waren

Valeurs: 1000 \$ — Quantités: Tonnes sauf indication contraire (Voir abréviations en Annexe)
Valeurs unitaires: \$ par unité de quantité indiquée — Y: voir notes par produits en Annexe

import

1961

Tab. 1

| Einheit Unité | Ursprung Origine | WELT MONDE | EWG CEE | darunter : dont : | | | | | A O M | DRITTE LÄNDER PAYS TIERS | darunter : dont : | |
|------------------|---------------------|-------------------------------|------------|-------------------|----------|-----------|-------------------------------|--------|-------|-----------------------------------|-------------------|------------------------|
| | | | | France | U.E.B.L. | Nederland | Deutschland (BR) | Italia | | | USA | G. Britan. Roy. Uni |
| EINFUHRLÄNDER | | | | | | | | | | | | |
| ↓ IMPORTATEUR | | | | | | | | | | | | |
| TONNES | MAURITAN | 29415 | 23865 | 23865 | | | | | | 5550 | | |
| TONNES | MALI | 10045 | 9214 | 7880 | 750 | | 556 | 28 | 83 | 748 | | 19 |
| TONNES | NIGER | 12022 | 10983 | 4078 | 3350 | | 3555 | | 221 | 818 | | 9 |
| TONNES | TCHAD | 11761 | 10072 | 1818 | 2541 | | 5713 | | 102 | 1587 | | 15 |
| TONNES | SENEGAL | 9968 | 6054 | 4381 | 1420 | | 241 | 12 | 17 | 3897 | | |
| TONNES | HTE VOLTA | 22390 | 19941 | 18289 | 999 | | 653 | | 840 | 1609 | | 16 |
| TONNES | C IVOIRE | 143554 | 138284 | 95191 | 30207 | | 12008 | 878 | | 5270 | | 360 |
| TONNES | TOGO | 37506 | 32623 | 15885 | 12676 | | 4062 | | 20 | 4863 | | 84 |
| TONNES | DAHOMÉY | 59306 | 59036 | 48008 | 7650 | | 2855 | | 30 | 270 | | 97 |
| TONNES | CAMEROUN | 54381 | 48852 | 35535 | 7889 | 523 | 5428 | | | 5499 | | |
| TONNES | CENTRAFR | 16527 | 10585 | 9622 | 963 | | | | 5872 | 70 | | |
| TONNES | GABON | 23613 | 23561 | 23291 | | 147 | 123 | | | 21 | | |
| TONNES | CONGO BRA | 54041 | 51542 | 49705 | 1077 | | 760 | | 1023 | 1476 | | |
| TONNES | CF SOMAL | 9771 | 2421 | 2144 | 160 | | | | | 7350 | | |
| TONNES | SOMALIE | 12767 | 3334 | | | | | 117 | | 9433 | 42 | 111 |
| TONNES | MADAGASC | 83338 | 73558 | 70585 | 2885 | | | 3334 | 88 | 9780 | | |
| TONNES | REUNION | 78550 | 64038 | 64038 | | | | | | 14512 | | |
| TONNES | COMORES | 5514 | 4928 | 4928 | | | | | | 556 | | |
| TONNES | ST P M I C | 593 | 538 | 386 | | | 152 | | 30 | 55 | | 3 |
| TONNES | GUADELOUP | 40822 | 28906 | 12202 | 14219 | | 2485 | | | 11916 | | |
| TONNES | MARTINIQ | 46078 | 24684 | 15144 | 9540 | | | | | 21394 | | |
| TONNES | GUYANE | 5370 | 1634 | 84 | 1550 | | | | | 3736 | | |
| TONNES | N CALEDO | 27868 | 12742 | 8469 | 4120 | | 150 | 3 | | 15126 | | 4 |
| TONNES | POLYNESIE | 15148 | 15130 | 15128 | | | | 2 | | 18 | | 9 |
| VAL UNIT | ALGERIE | 14 | 14 | 14 | 73 | | 39 | 21 | | 19 | | |
| | MAURITAN | 20 | 21 | 21 | | | | | | 17 | | |
| | MALI | 27 | 25 | 23 | 17 | | 18 | 679 | 108 | 51 | | 53 |
| | NIGER | 20 | 19 | 22 | 17 | | 17 | | 23 | 35 | | 111 |
| | TCHAD | 84 | 81 | 100 | 108 | | 63 | | 49 | 103 | | 133 |
| | SENEGAL | 73 | 62 | 57 | 81 | | 33 | 250 | 176 | 89 | | |
| | HTE VOLTA | 18 | 18 | 18 | 17 | | 17 | | 18 | 26 | | 63 |
| | C IVOIRE | 21 | 20 | 20 | 17 | | 16 | 162 | | 55 | | 25 |
| | TOGO | 19 | 19 | 19 | 19 | | 19 | | 50 | 20 | | 36 |
| | DAHOMÉY | 19 | 19 | 19 | 18 | | 18 | | | 104 | | 62 |
| | CAMEROUN | 21 | 21 | 21 | 17 | 17 | 24 | | 100 | 19 | | |
| | CENTRAFR | 17 | 19 | 19 | 18 | | | | 13 | 143 | | |
| | GABON | 21 | 21 | 21 | | 20 | 16 | | 129 | 95 | | |
| | CONGO BRA | 19 | 19 | 18 | 19 | | 20 | | 29 | 35 | | |
| | CF SOMAL | 17 | 21 | 21 | 19 | | | 43 | | 16 | | |
| | SOMALIE | 25 | 37 | | | | | 37 | | 21 | 214 | 63 |
| | MADAGASC | 25 | 25 | 25 | 27 | | | 34 | | 22 | | |
| | REUNION | 22 | 22 | 22 | | | | | | 20 | | |
| | COMORES | 32 | 32 | 32 | | | | | 67 | 31 | | |
| | ST P M I C | 67 | 56 | 62 | | | 39 | | | 182 | 1000 | |
| | GUADELOUP | 18 | 18 | 19 | 17 | | 18 | | | 18 | | |
| | MARTINIQ | 18 | 18 | 18 | 18 | | | | | 17 | | |
| | GUYANE | 22 | 24 | 36 | 23 | | | | | 22 | | |
| | N CALEDO | 32 | 39 | 45 | 27 | | 27 | 667 | | 26 | 3250 | |
| | POLYNESIE | 33 | 33 | 33 | | | | 500 | | 278 | 333 | |
| Y | 662 | PIECES DE CONSTR EN MAT CERAM | | | | | BAUMATERIAL AUS KERAM STOFFEN | | | | | |
| 1000 DOL | ALGERIE | 2100 | 1876 | 1774 | 31 | | 66 | 5 | | 224 | | |
| | MAURITAN | 103 | 104 | 102 | | | 2 | | | 1 | | |
| | MALI | 56 | 56 | 56 | | | | | | | | |
| | NIGER | 50 | 49 | 27 | | | 22 | | | 1 | | |
| | TCHAD | 34 | 34 | 15 | 1 | | 18 | | | | | |
| | SENEGAL | 431 | 425 | 362 | 4 | | 55 | 4 | | 6 | | |
| | HTE VOLTA | 98 | 97 | 97 | | | | | | 1 | | |
| | C IVOIRE | 314 | 311 | 266 | | | 39 | 6 | | 3 | | 3 |
| | TOGO | 30 | 27 | 24 | 1 | | 2 | | 4 | 1 | | |
| | DAHOMÉY | 85 | 79 | 50 | | | 29 | | 4 | 2 | | |
| | CAMEROUN | 212 | 211 | 153 | | | 58 | | 1 | | | |
| | CENTRAFR | 19 | 19 | 9 | | | 10 | | | | | |
| | GABON | 44 | 43 | 41 | | | 2 | | 1 | 1 | | |
| | CONGO BRA | 99 | 98 | 30 | 17 | | 51 | | | 5 | | 1 |
| | SOMALIE | 61 | 56 | | | | | 56 | | 2 | | |
| | MADAGASC | 179 | 177 | 117 | | 3 | 57 | | | 2 | | |
| | N CALEDO | 104 | 104 | 76 | | | 23 | 5 | | | | |
| | POLYNESIE | 70 | 67 | 29 | | | 38 | | | 3 | | 3 |
| TONNES | ALGERIE | 46793 | 40840 | 40123 | 221 | | 480 | 16 | | 5953 | | |
| TONNES | MAURITAN | 424 | 424 | 415 | | | 9 | | | 2 | | |
| TONNES | MALI | 275 | 273 | 273 | | | | | | 7 | | |
| TONNES | NIGER | 243 | 236 | 141 | | | 95 | | | 1 | | |
| TONNES | TCHAD | 101 | 100 | 38 | 5 | | 57 | | | 1 | | |
| TONNES | SENEGAL | 3183 | 3149 | 2742 | 61 | | 319 | 27 | | 34 | | |
| TONNES | HTE VOLTA | 2491 | 2490 | 2490 | | | | | | 1 | | |
| TONNES | C IVOIRE | 1511 | 1486 | 1285 | | | 168 | 33 | | 25 | | 17 |
| TONNES | TOGO | 153 | 141 | 125 | 7 | | 9 | | 11 | 1 | | |
| TONNES | DAHOMÉY | 501 | 460 | 310 | | | 150 | | 25 | 16 | | |
| TONNES | CAMEROUN | 2149 | 2138 | 1841 | | | 297 | | 4 | 7 | | |
| TONNES | CENTRAFR | 78 | 78 | 32 | | | 46 | | | | | |
| TONNES | GABON | 181 | 177 | 169 | | | 8 | | 2 | 2 | | |
| TONNES | CONGO BRA | 450 | 449 | 167 | 62 | | 220 | | | 1 | | |
| TONNES | SOMALIE | 804 | 761 | | | | | 761 | | 43 | | 5 |
| TONNES | MADAGASC | 962 | 948 | 641 | | | 291 | | | 14 | | |
| TONNES | N CALEDO | 807 | 807 | 682 | | 16 | 105 | 20 | | | | |
| TONNES | POLYNESIE | 352 | 346 | 166 | | | 180 | | | 6 | | 5 |
| VAL UNIT | ALGERIE | 45 | 46 | 44 | 140 | | 138 | 313 | | 38 | | |
| | MAURITAN | 243 | 245 | 246 | | | 222 | | | | | |
| | MALI | 204 | 205 | 205 | | | | | | | | |
| | NIGER | 206 | 208 | 191 | | | 232 | | | | | |
| | TCHAD | 337 | 340 | 395 | | | 316 | | | | | |
| | SENEGAL | 135 | 135 | 132 | 66 | | 172 | 148 | | 176 | | |

Werte : 1000 \$ — Mengen : Tonnen falls nicht anders vermerkt (Abkürzungen siehe Anhang)
Einheitswerte : \$ je ausgewiesener Mengeneinheit — Y : siehe im Anhang Anmerkungen zu den Waren

Valeurs : 1000 \$ — Quantités : Tonnes sauf indication contraire (Voir abréviations en Annexe)
Valeurs unitaires : \$ par unité de quantité indiquée — Y : voir notes par produits en Annexe

import

1961

Tab. 1

| Einheit Unité | Ursprung Origine | WELT MONDE | EWG CEE | darunter: dont: | | | | | A O M | DRITTE LÄNDER PAYS TIERS | darunter: dont: | |
|------------------|------------------------------------|-------------------------------|------------|-----------------|----------|-----------|---------------------|--------|-------|-----------------------------------|-----------------|------------------------|
| | | | | France | U.E.B.L. | Nederland | Deutschland (BR) | Italia | | | USA | G. Britan. Roy. Uni |
| | EINFUHR LÄNDER ↓ IMPORTATEUR | | | | | | | | | | | |
| | HTE VOLTA | 39 | 39 | 39 | | | | | | 1000 | | |
| | C IVOIRE | 208 | 209 | 207 | | | 232 | 182 | | 120 | 176 | |
| | TOGO | 196 | 191 | 192 | 143 | | 222 | | 364 | 1000 | | |
| | DAHOMÉY | 170 | 172 | 161 | | | 193 | | 160 | 125 | | |
| | CAMÉROUN | 99 | 99 | 83 | | | 195 | | 250 | | | |
| | CENTRAFR | 244 | 244 | 281 | | | 217 | | | | | |
| | GABON | 243 | 243 | 243 | | | 250 | | 500 | | | |
| | CONGO BRA | 220 | 218 | 180 | 274 | | 232 | | | 1000 | | |
| | SOMALIE | 76 | 74 | | | | | 74 | | 116 | 200 | |
| | MADAGASC | 186 | 187 | 183 | | 188 | 196 | | | 143 | | |
| | N CALEDON | 129 | 129 | 111 | | | 219 | 250 | | | | |
| | POLYNÉSIE | 199 | 194 | 175 | | | 211 | | | 500 | 600 | |
| Y | 663 | ARTICLES EN MAT MINÉRALES NDA | | | | | | | | | | |
| 1000 DOL | ALGERIE | 1888 | 1780 | 1668 | | | 76 | 36 | | 108 | 48 | 40 |
| | MAURITAN | 47 | 39 | 39 | | | | | | 8 | | |
| | MALI | 21 | 21 | 21 | | | | | | | | |
| | NIGER | 7 | 7 | 7 | | | | | 1 | 1 | | |
| | TCHAD | 26 | 25 | 22 | | | 1 | 2 | | 1 | | |
| | SENEGAL | 192 | 126 | 121 | | | 5 | | | 66 | 63 | 2 |
| | HTE VOLTA | 24 | 23 | 23 | | | | | | 1 | | |
| | C IVOIRE | 271 | 267 | 243 | | | 23 | 1 | | 4 | 2 | 1 |
| | TOGO | 21 | 18 | 18 | | | | | | 3 | 2 | 7 |
| | DAHOMÉY | 45 | 35 | 34 | | | 1 | | | 10 | 2 | 1 |
| | CAMÉROUN | 124 | 118 | 108 | | | 10 | | | 6 | 4 | 1 |
| | CENTRAFR | 51 | 47 | 46 | | | 1 | | | 4 | 2 | |
| | GABON | 54 | 43 | 35 | | | 8 | | | 11 | 10 | 1 |
| | CONGO BRA | 174 | 126 | 97 | 1 | 5 | 22 | 1 | | 48 | 40 | 7 |
| | SOMALIE | 92 | 62 | | | | | 62 | | 30 | 25 | |
| | MADAGASC | 160 | 151 | 149 | | | 2 | | | 9 | 6 | 2 |
| | COMORES | 4 | 2 | 1 | | | 1 | | | 1 | | |
| | N CALEDON | 363 | 133 | 71 | | | 62 | | | 230 | | |
| | POLYNÉSIE | 28 | 22 | 22 | | | | | | 6 | 3 | |
| TONNES | ALGERIE | 5448 | 5372 | 4633 | | | 60 | 679 | | 76 | 15 | 15 |
| | MAURITAN | 217 | 35 | 35 | | | | | | 182 | | |
| | MALI | 19 | 14 | 14 | | | | | | 5 | | |
| | NIGER | 16 | 5 | 5 | | | | | 1 | 10 | | |
| | TCHAD | 19 | 15 | 11 | | | | 4 | | 4 | | |
| | SENEGAL | 740 | 161 | 155 | | | 6 | | | 579 | 577 | 1 |
| | HTE VOLTA | 20 | 20 | 20 | | | | | | | | |
| | C IVOIRE | 208 | 205 | 185 | | | 19 | 1 | | 3 | | 1 |
| | TOGO | 28 | 26 | 26 | | | | | | 2 | | 1 |
| | DAHOMÉY | 95 | 80 | 79 | | | 1 | | | 15 | | 13 |
| | CAMÉROUN | 64 | 59 | 54 | | | 5 | | | 5 | 4 | |
| | CENTRAFR | 21 | 19 | 19 | | | | | | 2 | 1 | |
| | GABON | 20 | 17 | 15 | | | | | | 3 | 2 | |
| | CONGO BRA | 104 | 87 | 60 | 22 | | 5 | | | 17 | 10 | 2 |
| | SOMALIE | 595 | 519 | | | | | 519 | | 76 | 42 | |
| | MADAGASC | 145 | 143 | 142 | | | 1 | | | 2 | 2 | 1 |
| | COMORES | 16 | 8 | 5 | | | 3 | | | 5 | | |
| | N CALEDON | 2463 | 1137 | 708 | | | 429 | | 3 | 1326 | | |
| | POLYNÉSIE | 97 | 84 | 84 | | | | | | 13 | 2 | |
| VAL UNIT | ALGERIE | 347 | 331 | 360 | | | 1267 | 53 | | 1421 | 3200 | 2667 |
| | MAURITAN | 217 | 1114 | 1114 | | | | | | 44 | | |
| | MALI | 1105 | 1500 | 1500 | | | | | | | | |
| | NIGER | 438 | 1400 | 1400 | | | | | 1000 | 100 | | |
| | TCHAD | 1368 | 1667 | 2000 | | | | 500 | | 250 | | |
| | SENEGAL | 259 | 783 | 781 | | | 833 | | | 114 | 109 | 2000 |
| | HTE VOLTA | 1200 | 1150 | 1150 | | | | | | | | |
| | C IVOIRE | 1303 | 1302 | 1314 | | | 1211 | 1000 | | 1333 | | 1000 |
| | TOGO | 750 | 692 | 692 | | | | | | 1500 | | 1000 |
| | DAHOMÉY | 474 | 438 | 430 | | | 1000 | | | 667 | | 538 |
| | CAMÉROUN | 1938 | 2000 | 2000 | | | 2000 | | | 1200 | 1000 | |
| | CENTRAFR | 2429 | 2474 | 2421 | | | | | | 2000 | 2000 | |
| | GABON | 2700 | 2529 | 2333 | | | 4000 | | | 3667 | 5000 | |
| | CONGO BRA | 1673 | 1448 | 1617 | 227 | | 4400 | | | 2824 | 4000 | 3500 |
| | SOMALIE | 155 | 119 | | | | | 119 | | 395 | 595 | |
| | MADAGASC | 1103 | 1056 | 1049 | | | 2000 | | | 4500 | 3000 | 2000 |
| | COMORES | 250 | 250 | 200 | | | 333 | | | 200 | | |
| | N CALEDON | 147 | 117 | 100 | | | 145 | | 333 | 173 | | |
| | POLYNÉSIE | 289 | 262 | 262 | | | | | | 462 | 1500 | |
| Y | 664 | VERRE | | | | | | | | | | |
| 1000 DOL | ALGERIE | 2743 | 2727 | 2717 | 7 | | 1 | 2 | | 16 | 2 | |
| | MAURITAN | 35 | 35 | 35 | | | | | | | | |
| | MALI | 25 | 19 | 18 | 1 | | | | 5 | 1 | | |
| | NIGER | 45 | 22 | 22 | | | | | 1 | 22 | | |
| | TCHAD | 30 | 27 | 27 | | | | | 1 | 2 | 1 | |
| | SENEGAL | 270 | 231 | 224 | 3 | | 2 | 2 | | 39 | 1 | |
| | HTE VOLTA | 40 | 30 | 30 | | | | | 3 | 7 | 1 | 1 |
| | C IVOIRE | 437 | 412 | 353 | 3 | | 5 | 51 | | 25 | 6 | |
| | TOGO | 30 | 28 | 28 | | | | | | 2 | | |
| | DAHOMÉY | 28 | 25 | 25 | | | | | 2 | 1 | | |
| | CAMÉROUN | 145 | 129 | 126 | | | 3 | | | 16 | 6 | 2 |
| | CENTRAFR | 32 | 30 | 30 | | | | | | 2 | 2 | |
| | GABON | 33 | 31 | 30 | | | 1 | | | 2 | 1 | |
| | CONGO BRA | 120 | 116 | 108 | 2 | | 5 | 1 | | 4 | 2 | 1 |
| | MADAGASC | 260 | 245 | 233 | 6 | | 2 | 4 | | 15 | 1 | 1 |
| | COMORES | 2 | | | | | | | 2 | | | |
| | ST P MIQ | 18 | 15 | 14 | 1 | | | | | 3 | | 1 |
| | POLYNÉSIE | 66 | 59 | 57 | 2 | | | | | 7 | | |
| TONNES | ALGERIE | 9690 | 9673 | 9650 | 22 | | | | | 17 | | |

Werte: 1000 \$ — Mengen: Tonnen falls nicht anders vermerkt (Abkürzungen siehe Anhang)
Einheitswerte: \$ je ausgewiesener Mengeneinheit — Y: siehe im Anhang Anmerkungen zu den Waren

Valeurs: 1000 \$ — Quantités: Tonnes sauf indication contraire (Voir abréviations en Annexe)
Valeurs unitaires: \$ par unité de quantité indiquée — Y: voir notes par produits en Annexe

import

1961

Tab. 1

| Einheit Unité | Ursprung Origine | WELT MONDE | EWG CEE | darunter : dont : | | | | | AOM | DRITTE LÄNDER PAYS TIERS | darunter : dont : | |
|------------------|---------------------|---------------|------------|-------------------|----------|-----------|---------------------|--------|------|-----------------------------------|-------------------|------------------------|
| | | | | France | U.E.B.L. | Nederland | Deutschland (BR) | Italia | | | USA | G. Britan. Roy. Uni |
| | EINFUHLÄNDER | | | | | | | | | | | |
| | IMPORTATEUR | | | | | | | | | | | |
| TONNES | MAURITAN | 61 | 61 | 61 | | | | | | | | |
| TONNES | MALI | 57 | 46 | 43 | | 3 | | | 10 | | 1 | |
| TONNES | NIGER | 80 | 52 | 52 | | | | | 1 | | 27 | |
| TONNES | TCHAD | 42 | 40 | 40 | | | | | 1 | | 1 | |
| TONNES | SENEGAL | 959 | 878 | 866 | | 7 | | 1 | 4 | | 81 | |
| TONNES | HTE VOLTA | 95 | 76 | 76 | | | | | 4 | | 15 | |
| TONNES | C IVOIRE | 724 | 686 | 506 | | 5 | | 8 | 167 | | 38 | 3 |
| TONNES | TOGO | 67 | 65 | 65 | | | | | | | 2 | |
| TONNES | DAHOMY | 67 | 60 | 60 | | | | | 4 | | 3 | |
| TONNES | CAMEROUN | 249 | 234 | 233 | | | | 1 | | | 15 | 2 |
| TONNES | CENTRAFR | 58 | 56 | 56 | | | | | | | 2 | 1 |
| TONNES | GABON | 53 | 52 | 52 | | | | | | | 1 | |
| TONNES | CONGO BRA | 217 | 214 | 208 | | 2 | | 3 | 1 | | 3 | 1 |
| TONNES | MADAGASC | 673 | 637 | 612 | | 15 | | | 10 | | 36 | |
| TONNES | COMORES | 3 | | | | | | | | | 2 | |
| TONNES | ST P MIO | 43 | 39 | 37 | | 2 | | | | | 4 | |
| TONNES | POLYNESIE | 204 | 186 | 174 | | 12 | | | | | 18 | 1 |
| VAL UNIT | ALGERIE | 283 | 282 | 282 | | 318 | | | 2000 | | 941 | |
| | MAURITAN | 574 | 574 | 574 | | | | | | | | |
| | MALI | 439 | 413 | 419 | | 333 | | | | 500 | 1000 | |
| | NIGER | 563 | 423 | 423 | | | | | | 1000 | 815 | |
| | TCHAD | 714 | 675 | 675 | | | | | | 1000 | 2000 | |
| | SENEGAL | 282 | 263 | 259 | | 429 | | 2000 | 500 | | 481 | |
| | HTE VOLTA | 421 | 395 | 395 | | | | | | | 467 | |
| | C IVOIRE | 604 | 601 | 698 | | 600 | | 625 | 305 | | 750 | 2000 |
| | TOGO | 448 | 431 | 431 | | | | | | | 1000 | 500 |
| | DAHOMY | 418 | 417 | 417 | | | | | | 500 | 333 | |
| | CAMEROUN | 582 | 551 | 541 | | | | 3000 | | | 1067 | 3000 |
| | CENTRAFR | 552 | 536 | 536 | | | | | | | 1000 | 2000 |
| | GABON | 623 | 596 | 577 | | | | | | | 2000 | |
| | CONGO BRA | 553 | 542 | 519 | | 1000 | | 1667 | 1000 | | 1333 | 2000 |
| | MADAGASC | 386 | 385 | 381 | | 400 | | | 400 | | 417 | 1000 |
| | COMORES | 667 | | | | | | | | 2000 | 750 | 1000 |
| | ST P MIO | 419 | 385 | 378 | | 500 | | | | | 389 | |
| | POLYNESIE | 324 | 317 | 328 | | 167 | | | | | | |
| | Y 665 VERRERIE | | | | | | | | | | | |
| | GLASWAREN | | | | | | | | | | | |
| 1000 DOL | ALGERIE | 2550 | 2506 | 2447 | | 1 | | 25 | 33 | | 44 | 1 |
| | MAURITAN | 14 | 13 | 13 | | | | | | | 1 | |
| | MALI | 53 | 48 | 48 | | | | | | 2 | 3 | |
| | NIGER | 31 | 22 | 22 | | | | | | | 9 | |
| | TCHAD | 72 | 67 | 59 | | | | 7 | 1 | | 5 | 1 |
| | SENEGAL | 661 | 653 | 578 | | 2 | 3 | 66 | 4 | | 8 | 3 |
| | HTE VOLTA | 93 | 65 | 63 | | | | 2 | | 3 | 25 | 2 |
| | C IVOIRE | 795 | 783 | 683 | | 16 | 1 | 67 | 16 | | 12 | |
| | TOGO | 75 | 73 | 71 | | | | 1 | | | 2 | |
| | DAHOMY | 128 | 121 | 58 | | | | 63 | | | 5 | 2 |
| | CAMEROUN | 846 | 801 | 794 | | | 4 | 2 | 1 | | 35 | 10 |
| | CENTRAFR | 96 | 95 | 85 | | | | 1 | | | 1 | |
| | GABON | 96 | 96 | 89 | | | 1 | 3 | | | 3 | |
| | CONGO BRA | 346 | 301 | 266 | | 29 | 1 | 4 | 1 | | 40 | 5 |
| | SOMALIE | 134 | 77 | 4 | | | | 2 | 71 | | 57 | 2 |
| | MADAGASC | 400 | 384 | 374 | | | 3 | 5 | 2 | | 16 | 1 |
| | REUNION | 538 | 532 | 521 | | 10 | 1 | | | | 5 | 5 |
| | COMORES | 14 | 12 | 12 | | | | | | | 2 | |
| | GUADELOUP | 351 | 342 | 333 | | 6 | | 2 | 1 | | 8 | 2 |
| | MARTINIO | 471 | 461 | 445 | | 12 | 1 | 3 | | | 10 | 2 |
| | GUYANE | 38 | 34 | 34 | | | | | | | 4 | 3 |
| | N CALEDO | 180 | 163 | 163 | | | | | | | 17 | 2 |
| | POLYNESIE | 137 | 109 | 107 | | | | 2 | | | 19 | 19 |
| TONNES | ALGERIE | 7753 | 7707 | 7640 | | | | 15 | 52 | | 46 | |
| TONNES | MAURITAN | 15 | 15 | 15 | | | | | | | | |
| TONNES | MALI | 124 | 117 | 117 | | | | | | 3 | 4 | |
| TONNES | NIGER | 51 | 38 | 38 | | | | | | | 13 | |
| TONNES | TCHAD | 115 | 109 | 91 | | | | 16 | 2 | | 6 | |
| TONNES | SENEGAL | 2188 | 2180 | 2170 | | 2 | 2 | 5 | 1 | | 8 | |
| TONNES | HTE VOLTA | 244 | 184 | 175 | | | | 9 | | 28 | 32 | 2 |
| TONNES | C IVOIRE | 3741 | 3721 | 3104 | | 128 | 4 | 438 | 47 | | 20 | |
| TONNES | TOGO | 114 | 110 | 104 | | | | 3 | | | 4 | |
| TONNES | DAHOMY | 1407 | 597 | 182 | | | | 415 | | 673 | 137 | |
| TONNES | CAMEROUN | 4927 | 4560 | 4537 | | | 18 | 5 | | 352 | 15 | 1 |
| TONNES | CENTRAFR | 310 | 307 | 301 | | | | 1 | | 3 | | |
| TONNES | GABON | 181 | 180 | 165 | | | 2 | 5 | | | 8 | |
| TONNES | CONGO BRA | 1542 | 921 | 824 | | 88 | 3 | 6 | | 608 | 13 | 1 |
| TONNES | SOMALIE | 236 | 133 | 5 | | | | 1 | 127 | | 103 | 6 |
| TONNES | MADAGASC | 1136 | 1048 | 1033 | | | 7 | 7 | | | 88 | |
| TONNES | REUNION | 1444 | 1428 | 1381 | | 46 | 1 | | | 2 | 14 | 13 |
| TONNES | COMORES | 16 | 14 | 14 | | | | | | | 1 | |
| TONNES | GUADELOUP | 839 | 831 | 816 | | 14 | | 1 | | 3 | 5 | 1 |
| TONNES | MARTINIO | 1416 | 1378 | 1315 | | 60 | 1 | 2 | | | 38 | 1 |
| TONNES | GUYANE | 39 | 38 | 38 | | | | | | | 1 | 1 |
| TONNES | N CALEDO | 298 | 272 | 272 | | | | | | | 26 | 1 |
| TONNES | POLYNESIE | 499 | 422 | 421 | | | | 1 | | 33 | 44 | 42 |
| VAL UNIT | ALGERIE | 329 | 325 | 320 | | | | 1667 | 635 | | 957 | |
| | MAURITAN | 933 | 867 | 867 | | | | | | | | |
| | MALI | 427 | 410 | 410 | | | | | | 667 | 750 | |
| | NIGER | 608 | 579 | 579 | | | | | | | 692 | |
| | TCHAD | 626 | 615 | 648 | | | | 438 | 500 | | 833 | |
| | SENEGAL | 302 | 300 | 266 | | 1000 | 1500 | 13200 | 4000 | | 1000 | 1500 |

Werte : 1000 \$ — Mengen : Tonnen falls nicht anders vermerkt (Abkürzungen siehe Anhang)
Einheitswerte : \$ je ausgewiesener Mengeneinheit — Y : siehe im Anhang Anmerkungen zu den Waren

Valeurs : 1000 \$ — Quantités : Tonnes sauf indication contraire (Voir abréviations en Annexe)
Valeurs unitaires : \$ par unité de quantité indiquée — Y : voir notes par produits en Annexe

import

1961

Tab. 1

| Einheit Unité | Ursprung Origine | WELT MONDE | EWG CEE | darunter : dont : | | | | | AOM | DRITTE LÄNDER PAYS TIERS | darunter : dont : | |
|------------------|------------------------------------|---------------|------------|-------------------|----------|-----------|---------------------|--------|------|-----------------------------------|-------------------|------------------------|
| | | | | France | U.E.B.L. | Nederland | Deutschland (BR) | Italia | | | USA | G. Britan. Roy. Uni |
| | EINFUHR-LÄNDER ↓ IMPORTATEUR | | | | | | | | | | | |
| | HTE VOLTA | 381 | 353 | 360 | | | 222 | | 107 | 781 | | |
| | C IVOIRE | 213 | 210 | 220 | 125 | 250 | 153 | 340 | | 600 | | |
| | TOGO | 658 | 664 | 683 | | 333 | 333 | | | 500 | | |
| | DAHOMÉY | 91 | 203 | 319 | | | 152 | | 7 | 15 | | |
| | CAMEROUN | 172 | 176 | 175 | | 222 | 400 | | 99 | 667 | 2000 | |
| | CENTRAFR | 310 | 309 | 282 | | | 1000 | 1800 | 333 | | | |
| | GABON | 530 | 533 | 539 | | 500 | 600 | 375 | | | | |
| | CONGO BRA | 224 | 327 | 323 | 330 | 333 | 667 | | 66 | 385 | 2000 | 500 |
| | SOMALIE | 568 | 579 | 800 | | | 2000 | 559 | | 553 | | 333 |
| | MADAGASC | 352 | 366 | 362 | | 429 | 714 | 2000 | | 182 | | |
| | REUNION | 373 | 373 | 377 | 217 | 1000 | | | 500 | 357 | | 385 |
| | COMORES | 875 | 857 | 857 | | | | | 2000 | | | |
| | GUADELOUP | 418 | 412 | 408 | 429 | | 2000 | | 333 | 1600 | 2000 | |
| | MARTINIQ | 333 | 335 | 338 | 200 | 1000 | 1500 | | | 263 | 2000 | |
| | GUYANE | 974 | 895 | 895 | | | | | | 4000 | 3000 | |
| | N CALEDO | 604 | 599 | 599 | | | | | | 654 | 2000 | |
| | POLYNESIE | 275 | 258 | 254 | | | 2000 | | 273 | 432 | 452 | 500 |
| | 666. ARTICLES EN MATIER CERAMIQUES | | | | | | | | | | | |
| | FEINKERAMISCHE ERZEUGNISSE | | | | | | | | | | | |
| 1000 DOL | ALGERIE | 1665 | 1578 | 1534 | 1 | 1 | 29 | 13 | | 87 | | 1 |
| | MAURITAN | 27 | 27 | 27 | | | | | | | | |
| | MALI | 16 | 14 | 14 | | | | | | 2 | | |
| | NIGER | 7 | 7 | 7 | | | | | | | | |
| | TCHAD | 80 | 71 | 69 | | | | | | 9 | 4 | |
| | SENEGAL | 156 | 131 | 124 | 2 | | 5 | | | 25 | | 1 |
| | HTE VOLTA | 28 | 28 | 26 | | | 2 | | | | | |
| | C IVOIRE | 191 | 183 | 170 | 1 | | 9 | 3 | | 8 | | 3 |
| | TOGO | 15 | 12 | 12 | | | | | | 3 | | |
| | DAHOMÉY | 17 | 14 | 14 | | | | | | 3 | | 1 |
| | CAMEROUN | 133 | 108 | 102 | | | 6 | | | 25 | 1 | 1 |
| | CENTRAFR | 20 | 19 | 18 | | | 1 | | | 1 | | |
| | GABON | 45 | 43 | 41 | 1 | | | | | 2 | | |
| | CONGO BRA | 63 | 58 | 51 | | 2 | 5 | | | 5 | | 1 |
| | SOMALIE | 29 | 17 | | | | | 17 | | 12 | | |
| | MADAGASC | 182 | 88 | 73 | 1 | | 12 | 2 | | 94 | | 1 |
| | REUNION | 538 | 519 | 508 | 8 | | 2 | 1 | | 19 | | |
| | COMORES | 14 | 12 | 12 | | | | | | 2 | | |
| | GUADELOUP | 399 | 377 | 376 | | | 1 | | 20 | 2 | 1 | |
| | MARTINIQ | 462 | 461 | 460 | 1 | | | | | 1 | | |
| | GUYANE | 69 | 68 | 51 | | | | | | 1 | | |
| | N CALEDO | 51 | 48 | 43 | | | 17 | | | 3 | | 1 |
| | POLYNESIE | 50 | 44 | 42 | | | 2 | | | 6 | 1 | 3 |
| TONNES | ALGERIE | 3843 | 3220 | 3197 | | | 16 | 7 | | 623 | | 1 |
| TONNES | MAURITAN | 20 | 20 | 20 | | | | | | | | |
| TONNES | MALI | 28 | 24 | 26 | | | | | | 2 | | |
| TONNES | NIGER | 9 | 8 | 8 | | | | | | 1 | | |
| TONNES | TCHAD | 77 | 70 | 69 | | | 1 | | | 7 | 2 | |
| TONNES | SENEGAL | 322 | 279 | 268 | 8 | | 3 | | | 43 | | |
| TONNES | HTE VOLTA | 37 | 37 | 36 | | | 1 | | | | | |
| TONNES | C IVOIRE | 284 | 272 | 252 | 1 | | 11 | 8 | | 12 | | 3 |
| TONNES | TOGO | 26 | 19 | 19 | | | | | | 7 | | |
| TONNES | DAHOMÉY | 29 | 20 | 20 | | | | | | 9 | | 1 |
| TONNES | CAMEROUN | 254 | 215 | 207 | | | 8 | | | 39 | | |
| TONNES | CENTRAFR | 18 | 17 | 16 | | | 1 | | | 1 | | |
| TONNES | GABON | 49 | 47 | 45 | 1 | | 1 | | | 2 | | |
| TONNES | CONGO BRA | 91 | 87 | 85 | | | 2 | | | 4 | | 1 |
| TONNES | SOMALIE | 68 | 38 | | | | | 38 | | 30 | | |
| TONNES | MADAGASC | 302 | 127 | 115 | 1 | | 10 | 1 | | 175 | | |
| TONNES | REUNION | 1583 | 1562 | 1548 | 11 | | 3 | | | 21 | | |
| TONNES | COMORES | 26 | 22 | 22 | | | | | | 4 | | |
| TONNES | GUADELOUP | 2393 | 1647 | 1646 | | | 1 | | 743 | 3 | 3 | |
| TONNES | MARTINIQ | 2172 | 2170 | 2170 | | | | | | 2 | | |
| TONNES | GUYANE | 180 | 180 | 127 | | | 53 | | | | | |
| TONNES | N CALEDO | 59 | 56 | 48 | | | 8 | | | 3 | | 1 |
| TONNES | POLYNESIE | 94 | 86 | 82 | | | 4 | | | 8 | 1 | 3 |
| VAL UNIT | ALGERIE | 433 | 490 | 480 | | | 1813 | 1857 | | 140 | | 1000 |
| | MAURITAN | 1350 | 1350 | 1350 | | | | | | | | |
| | MALI | 571 | 538 | 538 | | | | | | 1000 | | |
| | NIGER | 778 | 875 | 875 | | | | | | | | |
| | TCHAD | 1039 | 1014 | 1000 | | | | | | 1286 | 2000 | |
| | SENEGAL | 484 | 470 | 463 | | | 250 | | | 581 | | |
| | HTE VOLTA | 757 | 757 | 722 | | | | | | 2000 | | |
| | C IVOIRE | 673 | 673 | 675 | 1000 | | | | | 818 | | |
| | TOGO | 577 | 632 | 632 | | | | | | 667 | | 1000 |
| | DAHOMÉY | 586 | 700 | 700 | | | | | | 429 | | |
| | CAMEROUN | 524 | 502 | 493 | | | | | | 333 | | 1000 |
| | CENTRAFR | 1111 | 1118 | 1125 | | | | 750 | | 641 | | |
| | GABON | 918 | 915 | 911 | 1000 | | | 1000 | | 1000 | | |
| | CONGO BRA | 692 | 667 | 600 | | | | | | 1000 | | |
| | SOMALIE | 426 | 447 | | | | | | | 1250 | | 1000 |
| | MADAGASC | 603 | 693 | 635 | 1000 | | | | 447 | 400 | | |
| | REUNION | 340 | 332 | 328 | | | | | 2000 | 537 | | |
| | COMORES | 538 | 545 | 545 | | | | | | 905 | | |
| | GUADELOUP | 167 | 229 | 228 | | | | | | 500 | | |
| | MARTINIQ | 213 | 212 | 212 | | | | | 27 | 667 | 333 | |
| | GUYANE | 383 | 378 | 402 | | | | | | 500 | | |
| | N CALEDO | 864 | 857 | 896 | | | | | | 1000 | | 1000 |
| | POLYNESIE | 532 | 512 | 512 | | | | | | 750 | 1000 | 1000 |

Werte: 1000 \$ — Mengen: Tonnen falls nicht anders vermerkt (Abkürzungen siehe Anhang)
 Einheitswerte: \$ je ausgewiesener Mengeneinheit — Y: siehe im Anhang Anmerkungen zu den Waren

Valeurs: 1000 \$ — Quantités: Tonnes sauf indication contraire (Voir abréviations en Annexe)
 Valeurs unitaires: \$ par unité de quantité indiquée — Y: voir notes par produits en Annexe

import

1961

Tab. 1

| Einheit Unité | Ursprung Origine | WELT MONDE | EWG CEE | darunter : dont : | | | | | AOM | DRITTE LÄNDER PAYS TIERS | darunter : dont : | |
|--|---------------------|---------------|------------|-------------------|----------|-----------|---------------------|--------|-----|-----------------------------------|-------------------|------------------------|
| | | | | France | U.E.B.L. | Nederland | Deutschland (BR) | Italia | | | USA | G. Britan. Roy. Uni |
| EINFUHR LÄNDER | | | | | | | | | | | | |
| IMPORTATEUR | | | | | | | | | | | | |
| 667 PIERRES GEMMES ET PERLES FINES EDEL SCHMUCKSTEINE ECHT PERLEN | | | | | | | | | | | | |
| 1000 DOL | ALGERIE | 240 | 240 | 240 | | | | | | | | |
| | MAURITAN | 2 | 2 | | | | 2 | | | | | |
| | MALI | 3 | 2 | | | | 2 | | | | 1 | |
| | NIGER | 1 | | | | | | | | | 1 | |
| | SENEGAL | 37 | 37 | | | | 36 | 1 | | | | |
| | C IVOIRE | 2 | 1 | | | | 1 | | | | 1 | |
| | TOGO | 2 | | | | | | | | | 2 | |
| | CAMEROUN | 2 | | | | | | | | | 2 | |
| | MADAGASC | 8 | 8 | 8 | | | | | | | | |
| | ST P MIQ | 9 | 9 | 9 | | | | | | | | |
| | POLYNESIE | 2 | 1 | 1 | | | | | | | 1 | |
| TONNES | ALGERIE | | | | | | | | | | | |
| TONNES | MAURITAN | | | | | | | | | | | |
| TONNES | MALI | 1 | | | | | | | | | 1 | |
| TONNES | NIGER | 2 | | | | | | | | | 2 | |
| TONNES | SENEGAL | | | | | | | | | | | |
| TONNES | C IVOIRE | | | | | | | | | | | |
| TONNES | TOGO | 2 | | | | | | | | | 2 | |
| TONNES | CAMEROUN | 4 | | | | | | | | | 4 | |
| TONNES | MADAGASC | | | | | | | | | | | |
| TONNES | ST P MIQ | | | | | | | | | | | |
| TONNES | POLYNESIE | | | | | | | | | | | |
| VAL UNIT | ALGERIE | | | | | | | | | | | |
| | MAURITAN | | | | | | | | | | | |
| | MALI | 3000 | | | | | | | | | 1000 | |
| | NIGER | 500 | | | | | | | | | 500 | |
| | SENEGAL | | | | | | | | | | | |
| | C IVOIRE | | | | | | | | | | | |
| | TOGO | 1000 | | | | | | | | | 1000 | |
| | CAMEROUN | 500 | | | | | | | | | 500 | |
| | MADAGASC | | | | | | | | | | | |
| | ST P MIQ | | | | | | | | | | | |
| | POLYNESIE | | | | | | | | | | | |
| Y 671 SPIEGEL FONTES FERRO ALLIAGES ROHEISEN SPIEGELEISEN FERROLEG | | | | | | | | | | | | |
| 1000 DOL | ALGERIE | 163 | 160 | 160 | | | | | | | | |
| | MALI | 2 | | | | | | | | 2 | | 3 |
| | SENEGAL | 1 | 1 | 1 | | | | | | | | |
| | C IVOIRE | 5 | 5 | 5 | | | | | | | | |
| | TOGO | 1 | 1 | 1 | | | | | | | | |
| | DAHOMY | 1 | 1 | 1 | | | | | | | | |
| | CAMEROUN | 55 | 55 | 55 | | | | | | | | |
| | CENTRAFR | 2 | 2 | 2 | | | | | | | | |
| | GABON | 3 | 3 | 3 | | | | | | | | |
| | MADAGASC | 2 | 2 | 2 | | | | | | | | |
| | REUNION | 2089 | 2088 | 2056 | | | 32 | | | | 1 | |
| | GUADELOUP | 1611 | 1605 | 1590 | | | 15 | | | | 6 | 2 |
| | MARTINIQ | 1581 | 1573 | 1561 | 5 | | 7 | | 2 | | 6 | 3 |
| | GUYANE | 220 | 219 | 216 | | | 3 | | | | 1 | |
| | POLYNESIE | 3 | 3 | 3 | | | | | | | | |
| TONNES | ALGERIE | 976 | 975 | 975 | | | | | | | 1 | |
| TONNES | MALI | 9 | | | | | | | 8 | | 1 | |
| TONNES | SENEGAL | 1 | 1 | 1 | | | | | | | | |
| TONNES | C IVOIRE | 7 | 7 | 7 | | | | | | | | |
| TONNES | TOGO | 2 | 2 | 2 | | | | | | | | |
| TONNES | DAHOMY | 11 | 10 | 10 | | | | | | | 1 | |
| TONNES | CAMEROUN | 411 | 411 | 411 | | | | | | | | |
| TONNES | CENTRAFR | 2 | 2 | 2 | | | | | | | | |
| TONNES | GABON | 2 | 2 | 2 | | | | | | | | |
| TONNES | MADAGASC | 19 | 19 | 19 | | | | | | | | |
| TONNES | REUNION | 11431 | 11430 | 11400 | | | 30 | | | | 1 | |
| TONNES | GUADELOUP | 9534 | 9521 | 9507 | | | 14 | | | | 13 | 5 |
| TONNES | MARTINIQ | 9974 | 9951 | 9928 | 18 | | 5 | | 5 | | 18 | 6 |
| TONNES | GUYANE | 1226 | 1223 | 1221 | | | 2 | | | | 3 | |
| TONNES | POLYNESIE | 4 | 4 | 4 | | | | | | | | |
| VAL UNIT | ALGERIE | 167 | 164 | 164 | | | | | | | | |
| | MALI | 222 | | | | | | | 250 | | 3000 | |
| | SENEGAL | 1000 | 1000 | 1000 | | | | | | | | |
| | C IVOIRE | 714 | 714 | 714 | | | | | | | | |
| | TOGO | 500 | 500 | 500 | | | | | | | | |
| | DAHOMY | 91 | 100 | 100 | | | | | | | | |
| | CAMEROUN | 134 | 134 | 134 | | | | | | | | |
| | CENTRAFR | 1000 | 1000 | 1000 | | | | | | | | |
| | GABON | 1500 | 1500 | 1500 | | | | | | | | |
| | MADAGASC | 105 | 105 | 105 | | | | | | | | |
| | REUNION | 183 | 183 | 180 | | | 1067 | | | | 1000 | |
| | GUADELOUP | 169 | 169 | 167 | | | 1071 | | | | 462 | 400 |
| | MARTINIQ | 159 | 158 | 157 | 278 | | 1400 | | 400 | | 333 | 500 |
| | GUYANE | 179 | 179 | 177 | | | 1500 | | | | 333 | |
| | POLYNESIE | 750 | 750 | 750 | | | | | | | | |
| Y 672 ACIER LINGOTS ET AUT FORM PRIM STAHLROHBLOECKE STAHLHALBZEUG | | | | | | | | | | | | |
| 1000 DOL | ALGERIE | 385 | 385 | 385 | | | | | | | | |

Werte : 1000 \$ — Mengen : Tonnen falls nicht anders vermerkt (Abkürzungen siehe Anhang)
 Einheitswerte : \$ je ausgewiesener Mengeneinheit — Y : siehe im Anhang Anmerkungen zu den Waren

Valeurs : 1000 \$ — Quantités : Tonnes sauf indication contraire (Voir abréviations en Annexe)
 Valeurs unitaires : \$ par unité de quantité indiquée — Y : voir notes par produits en Annexe

import

1961

Tab. 1

| Einheit Unité | Ursprung Origine | WELT MONDE | EWG CEE | darunter: dont: | | | | | AOM | DRITTE LÄNDER PAYS TIERS | darunter: dont: | |
|------------------|----------------------------------|-------------------------------|------------|-----------------|----------|-------------------------------|---------------------|--------|-----|-----------------------------------|-----------------|------------------------|
| | | | | France | U.E.B.L. | Nederland | Deutschland (BR) | Italia | | | USA | G. Britan. Roy. Uni |
| | EINFUHLÄNDER ↓ IMPORTATEUR | | | | | | | | | | | |
| | MALI | 6 | 4 | 4 | | | | | 1 | 1 | | |
| | SENEGAL | 18 | 17 | 17 | | | | | | 1 | | |
| | C IVOIRE | 11 | 11 | 11 | | | | | | | | |
| | DAHOMÉY | 1 | 1 | | | | 1 | | | | | |
| | CAMEROUN | 131 | 131 | 131 | | | | | | | | |
| | CENTRAFR | 1 | 1 | 1 | | | | | | | | |
| | GABON | 2 | 2 | 2 | | | | | | | | |
| | CONGO BRA | 9 | 9 | 9 | | | | | | | | |
| | COMORES | 5 | 4 | 4 | | | | | | | 1 | |
| TONNES | ALGERIE | 5259 | 5259 | 5259 | | | | | | | | |
| TONNES | MALI | 16 | 16 | 16 | | | | | | | | |
| TONNES | SENEGAL | 18 | 18 | 18 | | | | | | | | |
| TONNES | C IVOIRE | 34 | 33 | 33 | | | | | | | 1 | |
| TONNES | DAHOMÉY | 7 | 7 | | | | 7 | | | | | |
| TONNES | CAMEROUN | 1004 | 1004 | 1004 | | | | | | | | |
| TONNES | CENTRAFR | 2 | 2 | 2 | | | | | | | | |
| TONNES | GABON | 3 | 3 | 3 | | | | | | | | |
| TONNES | CONGO BRA | 8 | 8 | 8 | | | | | | | | |
| TONNES | COMORES | 2 | 1 | 1 | | | | | | | 1 | |
| VAL UNIT | ALGERIE | 73 | 73 | 73 | | | | | | | | |
| | MALI | 375 | 250 | 250 | | | | | | | | |
| | SENEGAL | 1000 | 944 | 944 | | | | | | | | |
| | C IVOIRE | 324 | 333 | 333 | | | | | | | | |
| | DAHOMÉY | 143 | 143 | | | | 143 | | | | | |
| | CAMEROUN | 130 | 130 | 130 | | | | | | | | |
| | CENTRAFR | 500 | 500 | 500 | | | | | | | | |
| | GABON | 667 | 667 | 667 | | | | | | | | |
| | CONGO BRA | 1125 | 1125 | 1125 | | | | | | | | |
| | COMORES | 2500 | 4000 | 4000 | | | | | | | 1000 | |
| Y | 673 | BARRES ET PROFILS PALPLANCHES | | | | STABSTAHL U PROFILS AUS STAHL | | | | | | |
| 1000 DOL | ALGERIE | 10646 | 10645 | 10623 | 9 | | 13 | | | 1 | | |
| | MAURITAN | 493 | 492 | 492 | | | | | 1 | | | |
| | MALI | 382 | 370 | 370 | | | | | 5 | 7 | | |
| | NIGER | 269 | 244 | 244 | | | | | 22 | 1 | | |
| | TCHAD | 613 | 613 | 613 | | | | | | | | |
| | SENEGAL | 2007 | 2005 | 2003 | | | 2 | | 1 | 1 | | |
| | HTE VOLTA | 347 | 347 | 347 | | | | | | | | |
| | C IVOIRE | 1642 | 1640 | 1640 | | | | | 1 | 1 | | |
| | TOGO | 202 | 201 | 201 | | | | | 2 | 1 | | |
| | DAHOMÉY | 293 | 290 | 290 | | | | | 3 | | | |
| | CAMEROUN | 761 | 760 | 749 | 10 | | 1 | | 1 | | | |
| | CENTRAFR | 205 | 204 | 204 | | | | | | 1 | | |
| | GABON | 383 | 379 | 379 | | | | | 4 | | | |
| | CONGO BRA | 654 | 653 | 643 | | | 10 | | 2 | 1 | | |
| | MADAGASC | 1484 | 1484 | 1479 | 5 | | | | 10 | | | |
| | COMORES | 71 | 61 | 61 | | | | | | | | |
| | POLYNESIE | 207 | 207 | 207 | | | | | | | | |
| TONNES | ALGERIE | 88025 | 88020 | 87820 | 85 | | 115 | | | | 5 | |
| TONNES | MAURITAN | 3255 | 3252 | 3252 | | | | | 2 | 1 | | |
| TONNES | MALI | 2723 | 2661 | 2661 | | | | | 17 | 45 | | |
| TONNES | NIGER | 2071 | 1891 | 1891 | | | | | 164 | 1 | | |
| TONNES | TCHAD | 2947 | 2946 | 2946 | | | | | | 1 | | |
| TONNES | SENEGAL | 15799 | 15792 | 15789 | | | 3 | | 7 | | | |
| TONNES | HTE VOLTA | 3709 | 3709 | 3709 | | | | | | | | |
| TONNES | C IVOIRE | 13077 | 13069 | 13069 | | | | | 6 | 2 | | |
| TONNES | TOGO | 1647 | 1641 | 1641 | | | | | 6 | | | |
| TONNES | DAHOMÉY | 2210 | 2196 | 2196 | | | | | 14 | | | |
| TONNES | CAMEROUN | 5838 | 5833 | 5745 | 83 | | 5 | | 5 | | | |
| TONNES | CENTRAFR | 1559 | 1559 | 1559 | | | | | | | | |
| TONNES | GABON | 2722 | 2697 | 2697 | | | | | 25 | | | |
| TONNES | CONGO BRA | 4915 | 4911 | 4874 | | | 37 | | 4 | | | |
| TONNES | MADAGASC | 10938 | 10936 | 10898 | 38 | | | | | | 2 | |
| TONNES | COMORES | 451 | 407 | 407 | | | | | 44 | | | |
| TONNES | POLYNESIE | 1518 | 1516 | 1516 | | | | | | | 2 | |
| VAL UNIT | ALGERIE | 121 | 121 | 121 | 106 | | 113 | | | | 200 | |
| | MAURITAN | 151 | 151 | 151 | | | | | 500 | | | |
| | MALI | 140 | 139 | 139 | | | | | 294 | 156 | | |
| | NIGER | 130 | 129 | 129 | | | | | 134 | 1000 | | |
| | TCHAD | 208 | 208 | 208 | | | | | | | | |
| | SENEGAL | 127 | 127 | 127 | | | 667 | | 143 | | | |
| | HTE VOLTA | 94 | 94 | 94 | | | | | | | | |
| | C IVOIRE | 126 | 125 | 125 | | | | | 167 | 500 | | |
| | TOGO | 123 | 122 | 122 | | | | | 333 | | | |
| | DAHOMÉY | 133 | 132 | 132 | | | | | 214 | | | |
| | CAMEROUN | 130 | 130 | 130 | 120 | | 200 | | 200 | | | |
| | CENTRAFR | 131 | 131 | 131 | | | | | | | | |
| | GABON | 141 | 141 | 141 | | | | | 160 | | | |
| | CONGO BRA | 133 | 133 | 132 | | | 270 | | 500 | | | |
| | MADAGASC | 136 | 136 | 136 | 132 | | | | | | | |
| | COMORES | 157 | 150 | 150 | | | | | 227 | | | |
| | POLYNESIE | 136 | 137 | 137 | | | | | | | | |
| Y | 674 | LARGES PLATS ET TOLES | | | | BREITFLACHSTAHL UND BLECHE | | | | | | |
| 1000 DOL | ALGERIE | 6873 | 6872 | 6570 | 19 | | 11 | 272 | | 1 | | |
| | MAURITAN | 98 | 98 | 98 | | | | | 1 | 1 | | |
| | MALI | 446 | 431 | 416 | 15 | | | | 3 | 12 | | |

Werte: 1000 \$ — Mengen: Tonnen falls nicht anders vermerkt (Abkürzungen siehe Anhang)

Einheitswerte: \$ je ausgewiesener Mengeneinheit — Y: siehe im Anhang Anmerkungen zu den Waren

Valeurs: 1000 \$ — Quantités: Tonnes sauf indication contraire (Voir abréviations en Annexe)

Valeurs unitaires: \$ par unité de quantité indiquée — Y: voir notes par produits en Annexe

import

1961

Tab. 1

| Einheit Unité | Ursprung Origine | WELT MONDE | EWG CEE | darunter : dont : | | | | | AOM | DRITTE LÄNDER PAYS TIERS | darunter : dont : | |
|------------------|-----------------------------------|---------------|------------|-------------------|----------|-----------|---------------------|--------|------|-----------------------------------|-------------------|------------------------|
| | | | | France | U.E.B.L. | Nederland | Deutschland (BR) | Italia | | | USA | G. Britan. Roy. Uni |
| | EINFUHRLÄNDER ↓ IMPORTATEUR | | | | | | | | | | | |
| | NIGER | 109 | 107 | 105 | | 2 | | | | | 2 | |
| | TCHAD | 227 | 226 | 226 | | | | | | | 1 | |
| | SENEGAL | 1840 | 1780 | 1403 | | 377 | | | | | 60 | 54 |
| | HTE VOLTA | 523 | 457 | 435 | | 22 | | | | | 66 | 2 |
| | C IVOIRE | 2925 | 2739 | 2144 | | 568 | 12 | 4 | 11 | 1 | 185 | 181 |
| | TOGO | 608 | 190 | 170 | | 7 | | 13 | | 3 | 408 | 17 |
| | DAHOMÉY | 908 | 900 | 524 | | 376 | | | | 5 | 3 | |
| | CAMEROUN | 1933 | 1178 | 1062 | | 116 | | | | | 755 | 9 |
| | CENTRAFR | 247 | 247 | 247 | | | | | | | | |
| | GABON | 342 | 315 | 306 | | 9 | | | | 3 | 24 | |
| | CONGO BRA | 1044 | 954 | 924 | | 30 | | | | | 90 | 10 |
| | MADAGASC | 2746 | 2705 | 2611 | | 80 | 3 | 11 | | | 41 | |
| | COMORES | 58 | 52 | 52 | | | | | | 6 | | |
| | POLYNESIE | 262 | 256 | 256 | | | | | | | 6 | |
| TONNES | ALGERIE | 38530 | 38529 | 36663 | | 98 | | 51 | 1717 | | 1 | |
| TONNES | MAURITAN | 468 | 465 | 465 | | | | | | 3 | | |
| TONNES | MALI | 2137 | 2076 | 2007 | | 69 | | | | 9 | 52 | 27 |
| TONNES | NIGER | 512 | 507 | 500 | | 7 | | | | | 5 | |
| TONNES | TCHAD | 863 | 858 | 858 | | | | | | | 5 | |
| TONNES | SENEGAL | 8290 | 8051 | 6478 | | 1573 | | | | | 239 | 211 |
| TONNES | HTE VOLTA | 2120 | 1992 | 1896 | | 96 | | | | | 128 | 3 |
| TONNES | C IVOIRE | 12376 | 11614 | 9244 | | 2300 | 5 | 15 | 50 | 6 | 756 | 737 |
| TONNES | TOGO | 2603 | 774 | 701 | | 23 | | | | 11 | 1798 | 61 |
| TONNES | DAHOMÉY | 3148 | 3117 | 1815 | | 1302 | | 50 | | 21 | 10 | |
| TONNES | CAMEROUN | 8001 | 4636 | 4265 | | 371 | | | | | 3365 | 34 |
| TONNES | CENTRAFR | 1121 | 1121 | 1121 | | | | | | | | |
| TONNES | GABON | 1518 | 1404 | 1371 | | 33 | | | | 11 | 103 | |
| TONNES | CONGO BRA | 4704 | 4306 | 4183 | | 123 | | | | | 398 | 41 |
| TONNES | MADAGASC | 11789 | 11599 | 11195 | | 352 | 10 | 42 | | | 190 | |
| TONNES | COMORES | 231 | 214 | 214 | | | | | | 17 | | |
| TONNES | POLYNESIE | 1039 | 1014 | 1014 | | | | | | | 25 | |
| VAL UNIT | ALGERIE | 178 | 178 | 179 | | 194 | | 216 | 158 | | 1000 | |
| VAL UNIT | MAURITAN | 209 | 211 | 211 | | | | | | 333 | | |
| VAL UNIT | MALI | 209 | 208 | 207 | | 217 | | | | 333 | 231 | 222 |
| VAL UNIT | NIGER | 213 | 211 | 210 | | 286 | | | | | 400 | |
| VAL UNIT | TCHAD | 263 | 263 | 263 | | | | | | | 200 | |
| VAL UNIT | SENEGAL | 222 | 221 | 217 | | 240 | | | | | 251 | 256 |
| VAL UNIT | HTE VOLTA | 247 | 229 | 229 | | 229 | | | | | 516 | 667 |
| VAL UNIT | C IVOIRE | 236 | 236 | 232 | | 247 | 2400 | 267 | 220 | 167 | 245 | 246 |
| VAL UNIT | TOGO | 234 | 245 | 243 | | 304 | | 260 | | 273 | 227 | 279 |
| VAL UNIT | DAHOMÉY | 288 | 289 | 289 | | 289 | | | | 238 | 300 | |
| VAL UNIT | CAMEROUN | 242 | 254 | 249 | | 313 | | | | | 224 | 265 |
| VAL UNIT | CENTRAFR | 220 | 220 | 220 | | | | | | | | |
| VAL UNIT | GABON | 225 | 224 | 223 | | 273 | | | | 273 | 233 | |
| VAL UNIT | CONGO BRA | 222 | 222 | 221 | | 244 | | | | | 226 | 244 |
| VAL UNIT | MADAGASC | 233 | 233 | 233 | | 227 | 300 | 262 | | | 216 | |
| VAL UNIT | COMORES | 251 | 243 | 243 | | | | | | 353 | | |
| VAL UNIT | POLYNESIE | 252 | 252 | 252 | | | | | | | 240 | |
| Y | 675 | FEUILLARDS | | | | | | | | | | |
| 1000 DOL | ALGERIE | 1621 | 1620 | 1608 | | 12 | | | | | 1 | |
| 1000 DOL | MAURITAN | 3 | 3 | 3 | | | | | | | | |
| 1000 DOL | MALI | 1 | 1 | 1 | | | | | | | | |
| 1000 DOL | TCHAD | 75 | 75 | 3 | | | | 72 | | | | |
| 1000 DOL | SENEGAL | 32 | 32 | 32 | | | | | | | | |
| 1000 DOL | HTE VOLTA | 1 | 1 | 1 | | | | | | | | |
| 1000 DOL | C IVOIRE | 15 | 15 | 15 | | | | | | | 1 | |
| 1000 DOL | TOGO | 24 | 25 | 20 | | | | 5 | | | | |
| 1000 DOL | DAHOMÉY | 3 | 3 | 3 | | | | | | | | |
| 1000 DOL | CAMEROUN | 9 | 9 | 9 | | | | | | | | |
| 1000 DOL | CENTRAFR | 108 | 108 | 41 | | | | 67 | | | | |
| 1000 DOL | GABON | 20 | 19 | 19 | | | | | | | 1 | |
| 1000 DOL | CONGO BRA | 38 | 38 | 38 | | | | | | | | |
| 1000 DOL | MADAGASC | 72 | 71 | 70 | | | | 1 | | | 1 | |
| 1000 DOL | POLYNESIE | 3 | 3 | 3 | | | | | | | | |
| TONNES | ALGERIE | 12185 | 12184 | 12091 | | 93 | | | | | 1 | |
| TONNES | MAURITAN | 10 | 10 | 10 | | | | | | | | |
| TONNES | MALI | 2 | 2 | 2 | | | | | | | | |
| TONNES | TCHAD | 412 | 411 | 11 | | | | 400 | | | 1 | |
| TONNES | SENEGAL | 121 | 121 | 121 | | | | | | | | |
| TONNES | HTE VOLTA | 3 | 3 | 3 | | | | | | | | |
| TONNES | C IVOIRE | 68 | 68 | 68 | | | | | | | | |
| TONNES | TOGO | 106 | 106 | 91 | | | | 15 | | | | |
| TONNES | DAHOMÉY | 10 | 10 | 10 | | | | | | | | |
| TONNES | CAMEROUN | 38 | 38 | 38 | | | | | | | | |
| TONNES | CENTRAFR | 580 | 578 | 218 | | | | 360 | | | 2 | |
| TONNES | GABON | 69 | 69 | 69 | | | | | | | | |
| TONNES | CONGO BRA | 164 | 162 | 162 | | | | | | | 2 | |
| TONNES | MADAGASC | 302 | 300 | 295 | | | | 5 | | | 2 | |
| TONNES | POLYNESIE | 2 | 2 | 2 | | | | | | | | |
| VAL UNIT | ALGERIE | 133 | 133 | 133 | | 129 | | | | | 1000 | |
| VAL UNIT | MAURITAN | 300 | 300 | 300 | | | | | | | | |
| VAL UNIT | MALI | 500 | 500 | 500 | | | | | | | | |
| VAL UNIT | TCHAD | 182 | 182 | 273 | | | | | | | 180 | |
| VAL UNIT | SENEGAL | 264 | 264 | 264 | | | | | | | | |
| VAL UNIT | HTE VOLTA | 333 | 333 | 333 | | | | | | | | |
| VAL UNIT | C IVOIRE | 221 | 221 | 221 | | | | | | | | |
| VAL UNIT | TOGO | 226 | 236 | 220 | | | | 333 | | | | |
| VAL UNIT | DAHOMÉY | 300 | 300 | 300 | | | | | | | | |

Werte : 1000 \$ — Mengen : Tonnen falls nicht anders vermerkt (Abkürzungen siehe Anhang)
Einheitswerte : \$ je ausgewiesener Mengeneinheit — Y : siehe im Anhang Anmerkungen zu den Waren

Valeurs : 1000 \$ — Quantités : Tonnes sauf indication contraire (Voir abréviations en Annexe)
Valeurs unitaires : \$ par unité de quantité indiquée — Y : voir notes par produits en Annexe

import

1961

Tab. 1

| Einheit Unité | Ursprung Origine | WELT MONDE | EWG CEE | darunter : dont : | | | | | AOM | DRITTE LÄNDER PAYS TIERS | darunter : dont : | |
|------------------|------------------------------------|----------------|------------|-------------------|----------|------------|---------------------|---------------------|------|-----------------------------------|-------------------|------------------------|
| | | | | France | U.E.B.L. | Niederland | Deutschland (BR) | Italia | | | USA | G. Britan. Roy. Uni |
| | EINFUHR-LÄNDER ↓ IMPORTATEUR | | | | | | | | | | | |
| | CAMEROUN | 237 | 237 | 237 | | | | | | | | |
| | CENTRAFR | 186 | 187 | 188 | | | 186 | | | | | |
| | GABON | 290 | 275 | 275 | | | | | | | | |
| | CONGO BRA | 232 | 235 | 235 | | | | | | | | |
| | MADAGASC | 238 | 237 | 237 | | | 200 | | 500 | | | |
| | POLYNESIE | 1500 | 1500 | 1500 | | | | | | | | |
| Y | 676 | RAILS AUT | ELEMENTS D | VOIES FER | | | SCHIENEN | EISENBAHNOBERBAUMAT | | | | |
| 1000 DOL | ALGERIE | 3688 | 3687 | 3678 | 3 | | 6 | | 1 | 1 | 2 | |
| | MAURITAN | 7850 | 7848 | 7456 | | | | 392 | 2 | | | |
| | MALI | 8 | 8 | 8 | | | | | | | | |
| | TCHAD | 1 | 1 | 1 | | | | | | | | |
| | SENEGAL | 127 | 126 | 126 | | | | | 1 | | | |
| | HTE VOLTA | 2 | 2 | 2 | | | | | | | | |
| | C IVOIRE | 7 | 7 | 7 | | | | | | | | |
| | TOGO | 9 | 8 | 8 | | | | | | | | |
| | DAHOMY | 29 | 29 | 29 | | | | | | | | |
| | CAMEROUN | 14 | 14 | 14 | | | | | | | | |
| | GABON | 4 | 4 | 4 | | | | | | | | |
| | CONGO BRA | 3289 | 3289 | 3289 | | | | | | | | |
| | MADAGASC | 36 | 36 | 36 | | | | | | | | |
| TONNES | ALGERIE | 31285 | 31284 | 31246 | 18 | | 20 | | 1 | | | |
| TONNES | MAURITAN | 62156 | 62148 | 60751 | | | | 1397 | 8 | | 8 | |
| TONNES | MALI | 1 | 1 | 1 | | | | | | | | |
| TONNES | TCHAD | 3 | 3 | 3 | | | | | | | | |
| TONNES | SENEGAL | 863 | 862 | 862 | | | | | 1 | | | |
| TONNES | HTE VOLTA | 3 | 3 | 3 | | | | | | | | |
| TONNES | C IVOIRE | 12 | 12 | 12 | | | | | | | | |
| TONNES | TOGO | 137 | 57 | 57 | | | | | 6 | | | |
| TONNES | DAHOMY | 124 | 124 | 124 | | | | | | | | |
| TONNES | CAMEROUN | 33 | 33 | 33 | | | | | | | | |
| TONNES | GABON | 22 | 22 | 22 | | | | | | | | |
| TONNES | CONGO BRA | 22966 | 22966 | 22966 | | | | | | | | |
| TONNES | MADAGASC | 117 | 117 | 117 | | | | | | | | |
| VAL UNIT | ALGERIE | 118 | 118 | 118 | 167 | | 300 | | 1000 | | | |
| | MAURITAN | 126 | 126 | 123 | | | | 281 | 250 | | 250 | |
| | MALI | 8000 | 8000 | 8000 | | | | | | | | |
| | TCHAD | 333 | 333 | 333 | | | | | | | | |
| | SENEGAL | 147 | 146 | 146 | | | | | | | | |
| | HTE VOLTA | 667 | 667 | 667 | | | | | 1000 | | | |
| | C IVOIRE | 583 | 583 | 583 | | | | | | | | |
| | TOGO | 66 | 140 | 140 | | | | | | | | |
| | DAHOMY | 234 | 234 | 234 | | | | | | | | |
| | CAMEROUN | 424 | 424 | 424 | | | | | | | | |
| | GABON | 182 | 182 | 182 | | | | | | | | |
| | CONGO BRA | 143 | 143 | 143 | | | | | | | | |
| | MADAGASC | 308 | 308 | 308 | | | | | | | | |
| Y | 677 | FILS FER ACIER | FIL MACH | EXCLUS | | | STAHLDRAHT | | | | | |
| 1000 DOL | ALGERIE | 2605 | 2602 | 2592 | 5 | | 5 | | 3 | | | |
| | MAURITAN | 25 | 25 | 25 | | | | | | | | |
| | MALI | 19 | 18 | 18 | | | | 1 | | | | |
| | NIGER | 6 | 6 | 6 | | | | | | | | |
| | TCHAD | 8 | 8 | 8 | | | | | | | | |
| | SENEGAL | 325 | 325 | 325 | | | | | | | | |
| | HTE VOLTA | 35 | 26 | 26 | | | | | | | | |
| | C IVOIRE | 163 | 162 | 162 | | | | | 1 | 9 | 9 | |
| | TOGO | 7 | 7 | 7 | | | | | | | | |
| | DAHOMY | 20 | 18 | 18 | | | | | 3 | 1 | | |
| | CAMEROUN | 40 | 38 | 37 | | | | | 3 | 1 | | |
| | CENTRAFR | 8 | 8 | 8 | | | | | | | | |
| | GABON | 13 | 11 | 10 | | | | | 1 | 1 | | |
| | CONGO BRA | 28 | 27 | 27 | | | | | 1 | | | |
| | MADAGASC | 53 | 52 | 50 | | | | | 2 | 1 | | |
| | COMORES | 4 | 3 | 3 | | | | | 1 | | | |
| | POLYNESIE | 5 | 5 | 5 | | | | | | | | |
| TONNES | ALGERIE | 16778 | 16769 | 16728 | 17 | | 24 | | 9 | | | |
| TONNES | MAURITAN | 151 | 151 | 151 | | | | | | | | |
| TONNES | MALI | 85 | 82 | 82 | | | | | 3 | | | |
| TONNES | NIGER | 38 | 38 | 38 | | | | | | | | |
| TONNES | TCHAD | 30 | 30 | 30 | | | | | | | | |
| TONNES | SENEGAL | 1505 | 1505 | 1505 | | | | | | | | |
| TONNES | HTE VOLTA | 229 | 172 | 172 | | | | | | | | |
| TONNES | C IVOIRE | 774 | 772 | 772 | | | | | 2 | 57 | 55 | |
| TONNES | TOGO | 43 | 43 | 43 | | | | | | | | |
| TONNES | DAHOMY | 95 | 87 | 87 | | | | | 8 | | | |
| TONNES | CAMEROUN | 202 | 197 | 194 | | | | | 5 | | | |
| TONNES | CENTRAFR | 39 | 39 | 39 | | | | | | | | |
| TONNES | GABON | 45 | 41 | 40 | | | | | 2 | 2 | | |
| TONNES | CONGO BRA | 142 | 141 | 141 | | | | | 1 | | | |
| TONNES | MADAGASC | 250 | 250 | 237 | | | | | 13 | | | |
| TONNES | COMORES | 14 | 10 | 10 | | | | | 4 | | | |
| TONNES | POLYNESIE | 20 | 20 | 20 | | | | | | | | |
| VAL UNIT | ALGERIE | 155 | 155 | 155 | 294 | | 208 | | 333 | | | |
| | MAURITAN | 166 | 166 | 166 | | | | | | | | |
| | MALI | 224 | 220 | 220 | | | | | 333 | | | |
| | NIGER | 158 | 158 | 158 | | | | | | | | |

Werte : 1000 \$ — Mengen : Tonnen falls nicht anders vermerkt (Abkürzungen siehe Anhang)
Einheitswerte : \$ je ausgewiesener Mengeneinheit — Y : siehe im Anhang Anmerkungen zu den Waren

Valeurs : 1000 \$ — Quantités : Tonnes sauf indication contraire (Voir abréviations en Annexe)
Valeurs unitaires : \$ par unité de quantité indiquée — Y : voir notes par produits en Annexe

Tab. 1

import

1961

| Einheit Unité | Ursprung Origine | WELT MONDE | EWG CEE | darunter : dont : | | | | | AOM | DRITTE LÄNDER PAYS TIERS | darunter : dont : | |
|------------------|------------------------------------|----------------|------------|-------------------|----------|-----------|---------------------|--------|------|-----------------------------------|-------------------|------------------------|
| | | | | France | U.E.B.L. | Nederland | Deutschland (BR) | Italia | | | USA | G. Britan. Roy. Uni |
| | EINFUHR-LÄNDER ↓ IMPORTATEUR | | | | | | | | | | | |
| VAL UNIT | TCHAD | 267 | 267 | 267 | | | | | | | | |
| | SENEGAL | 216 | 216 | 216 | | | | | | | | |
| | HTE VOLTA | 153 | 151 | 151 | | | | | | | | |
| | C IVOIRE | 211 | 210 | 210 | | | | 500 | 158 | | 164 | |
| | TOGO | 163 | 163 | 163 | | | | | | | | |
| | DAHOMÉY | 211 | 207 | 207 | | | | 375 | | | | |
| | CAMÉROUN | 198 | 193 | 191 | 333 | | | 600 | | | | |
| | CENTRAFR | 205 | 205 | 205 | | | | | | | | |
| | GABON | 289 | 268 | 250 | 1000 | | | 500 | 500 | | | |
| | CONGO BRA | 197 | 191 | 191 | | | | 1000 | | | | |
| | MADAGASC | 212 | 208 | 211 | 154 | | | | | | | |
| | COMORES | 286 | 300 | 300 | | | | | | | | |
| | POLYNÉSIE | 250 | 250 | 250 | | | | | | | | |
| Y | 678 | TUB TUYAUX | RACCORDS | FON FER AC | | | | | | | | |
| 1000 DOL | ALGERIE | 29962 | 29768 | 29415 | 7 | | 336 | 10 | 194 | 76 | 24 | |
| | MAURITAN | 406 | 406 | 404 | | | 2 | | | | | |
| | MALI | 55 | 52 | 46 | | | 6 | | 2 | 1 | | |
| | NIGER | 61 | 60 | 55 | | | 5 | | | | | |
| | TCHAD | 89 | 81 | 80 | | | 1 | | 4 | 4 | | |
| | SENEGAL | 872 | 849 | 795 | 8 | 23 | 22 | 1 | 1 | 22 | 11 | 2 |
| | HTE VOLTA | 153 | 152 | 151 | | | 1 | | | 1 | | |
| | C IVOIRE | 813 | 790 | 754 | 1 | 9 | 26 | | 6 | 17 | 1 | 2 |
| | TOGO | 121 | 120 | 120 | | | | | | 1 | | |
| | DAHOMÉY | 73 | 63 | 61 | | | 2 | | 9 | 1 | | |
| | CAMÉROUN | 217 | 213 | 211 | | | 2 | | 3 | 1 | | |
| | CENTRAFR | 94 | 94 | 75 | | | 19 | | | | | |
| | GABON | 587 | 553 | 496 | | | 56 | | 20 | 14 | 9 | |
| | CONGO BRA | 446 | 439 | 427 | 1 | 2 | 9 | | 3 | 4 | 1 | 1 |
| | MADAGASC | 1189 | 1168 | 1078 | 79 | 1 | 10 | | 2 | 19 | 18 | |
| | COMORES | 34 | 27 | 27 | | | | | 6 | 1 | | |
| | POLYNÉSIE | 155 | 125 | 123 | | | 2 | | | 30 | 27 | |
| TONNES | ALGERIE | 130987 | 130851 | 129551 | 15 | | 1282 | 3 | 136 | 22 | 15 | |
| TONNES | MAURITAN | 1556 | 1553 | 1553 | | | | | 3 | | | |
| TONNES | MALI | 154 | 150 | 146 | | | 4 | | 3 | 1 | | |
| TONNES | NIGER | 207 | 207 | 203 | | | 4 | | | | | |
| TONNES | TCHAD | 210 | 197 | 196 | | | 1 | | 11 | 2 | 1 | |
| TONNES | SENEGAL | 3367 | 3332 | 3238 | 39 | 23 | 31 | 1 | 3 | 32 | 7 | |
| TONNES | HTE VOLTA | 661 | 660 | 605 | | | 55 | | | 1 | | |
| TONNES | C IVOIRE | 3467 | 3410 | 3367 | 3 | 8 | 32 | | 35 | 22 | | |
| TONNES | TOGO | 560 | 559 | 559 | | | | | | 1 | | |
| TONNES | DAHOMÉY | 223 | 205 | 201 | | | 4 | | 17 | 1 | | |
| TONNES | CAMÉROUN | 737 | 725 | 724 | | | 1 | | 10 | 2 | | |
| TONNES | CENTRAFR | 291 | 291 | 264 | | | 27 | | | | | |
| TONNES | GABON | 1981 | 1926 | 1728 | | | 197 | | 48 | 7 | 5 | |
| TONNES | CONGO BRA | 1749 | 1739 | 1730 | | | 8 | | 7 | 3 | 1 | |
| TONNES | MADAGASC | 5404 | 5390 | 5021 | 353 | 4 | 12 | | 6 | 8 | 4 | |
| TONNES | COMORES | 111 | 93 | 93 | | | | | 18 | | | |
| TONNES | POLYNÉSIE | 495 | 437 | 435 | | | 2 | | | 58 | 52 | |
| VAL UNIT | ALGERIE | 229 | 227 | 227 | 467 | | 262 | 3333 | 1426 | 3455 | 1600 | |
| | MAURITAN | 261 | 261 | 260 | | | | | | | | |
| | MALI | 357 | 347 | 315 | | | 1500 | | 667 | 1000 | | |
| | NIGER | 295 | 290 | 271 | | | 1250 | | | | | |
| | TCHAD | 424 | 411 | 408 | | | 1000 | | | | | |
| | SENEGAL | 259 | 255 | 246 | 205 | 1000 | 710 | 1000 | 364 | 2000 | 688 | 1571 |
| | HTE VOLTA | 231 | 230 | 250 | | | 18 | | 333 | 1000 | | |
| | C IVOIRE | 234 | 232 | 224 | 333 | 1125 | 813 | | 171 | 773 | | |
| | TOGO | 216 | 215 | 215 | | | | | | 1000 | | |
| | DAHOMÉY | 327 | 307 | 303 | | | 500 | | 529 | 1000 | | |
| | CAMÉROUN | 294 | 294 | 291 | | | 2000 | | 300 | 500 | | |
| | CENTRAFR | 323 | 323 | 284 | | | 704 | | | | | |
| | GABON | 296 | 287 | 287 | | | 284 | | 417 | 2000 | 1800 | |
| | CONGO BRA | 255 | 252 | 247 | | | 2000 | 1125 | 429 | 1333 | 1000 | |
| | MADAGASC | 220 | 217 | 215 | 224 | 250 | 833 | | 333 | 2375 | 4500 | |
| | COMORES | 306 | 290 | 290 | | | | | 333 | | | |
| | POLYNÉSIE | 313 | 286 | 283 | | | 1000 | | | 517 | 519 | |
| Y | 679 | OUVRAGES FONTE | FER | ACIER NDA | | | | | | | | |
| 1000 DOL | ALGERIE | 310 | 284 | 235 | 3 | | 38 | 8 | 26 | 10 | 4 | |
| | MAURITAN | 14 | 14 | 14 | | | | | | | | |
| | MALI | 2 | 1 | 1 | | | | | | 1 | | |
| | NIGER | 2 | 2 | 2 | | | | | | | | |
| | TCHAD | 1 | 1 | 1 | | | | | | | | |
| | SENEGAL | 382 | 370 | 368 | | | 2 | | | 12 | 6 | 4 |
| | HTE VOLTA | 105 | 1 | 1 | | | | | | 104 | | |
| | C IVOIRE | 26 | 26 | 25 | | | 1 | | | | | |
| | DAHOMÉY | 2 | 2 | 2 | | | | | | | | |
| | CAMÉROUN | 48 | 47 | 44 | | | 3 | | | 1 | 1 | |
| | CENTRAFR | 1 | 1 | 1 | | | | | | | | |
| | GABON | 3 | 2 | 2 | | | | | | 1 | 1 | |
| | CONGO BRA | 18 | 5 | 5 | | | | | | 13 | 12 | |
| | CF SOMAL | 182 | 52 | 27 | 25 | | | | | 130 | | 111 |
| | SOMALIE | 581 | 476 | | 60 | | 4 | 412 | | 105 | 74 | 1 |
| | MADAGASC | 17 | 16 | 16 | | | | | 1 | | | |
| | ST P MIQ | 82 | 37 | 35 | | | 1 | 1 | | 45 | 2 | 9 |
| | N CALEDO | 2922 | 2412 | 2323 | 17 | 25 | 47 | | 54 | 440 | 116 | 13 |
| TONNES | ALGERIE | 765 | 748 | 690 | 2 | | 49 | 7 | 17 | 2 | 6 | |
| TONNES | MAURITAN | 54 | 54 | 54 | | | | | | | | |

Werte: 1000 \$ — Mengen: Tonnen falls nicht anders vermerkt (Abkürzungen siehe Anhang)
Einheitswerte: \$ je ausgewiesener Mengeneinheit — Y: siehe im Anhang Anmerkungen zu den Waren

Valeurs: 1000 \$ — Quantités: Tonnes sauf indication contraire (Voir abréviations en Annexe)
Valeurs unitaires: \$ par unité de quantité indiquée — Y: voir notes par produits en Annexe

i m p o r t

1961

Tab. 1

| Einheit Unité | Ursprung Origine | WELT MONDE | EWG CEE | darunter : dont : | | | | | A O M | DRITTE LÄNDER PAYS TIERS | darunter : dont : | |
|------------------|---------------------------|---------------|------------|-------------------|----------|-----------|---------------------|--------|-------|-----------------------------------|-------------------|------------------------|
| | | | | France | U.E.B.L. | Nederland | Deutschland (BR) | Italia | | | USA | G. Britan. Roy. Uni |
| | EINFUHRLÄNDER | | | | | | | | | | | |
| | IMPORTATEUR | | | | | | | | | | | |
| TONNES | MALI | 4 | 4 | 4 | | | | | | | | |
| TONNES | NIGER | 8 | 8 | 8 | | | | | | | | |
| TONNES | TCHAD | 1 | 1 | 1 | | | | | | | | |
| TONNES | SENEGAL | 795 | 790 | 786 | | | 4 | | | 5 | 3 | 1 |
| TONNES | HTE VOLTA | 14 | 6 | 6 | | | | | | 8 | | |
| TONNES | C IVOIRE | 66 | 65 | 65 | | | | | | 1 | | |
| TONNES | DAHOMÉY | 7 | 7 | 7 | | | | | | | | |
| TONNES | CAMEROUN | 143 | 140 | 132 | | | 8 | | | 3 | 3 | |
| TONNES | CENTRAFR | 1 | | | | | | | | 1 | | |
| TONNES | GABON | 3 | 2 | 2 | | | | | | 1 | 1 | |
| TONNES | CONGO BRA | 24 | 9 | 9 | | | | | | 15 | 14 | |
| TONNES | CF SOMAL | 1059 | 233 | 105 | 128 | | | | | 826 | | 737 |
| TONNES | SOMALIE | 2438 | 2046 | | 253 | | 16 | 1777 | | 392 | 271 | 4 |
| TONNES | MADAGASC | 30 | 30 | 30 | | | | | | | | |
| TONNES | ST P MIQ | 180 | 104 | 102 | | | 1 | 1 | | 76 | 2 | 17 |
| TONNES | N CALEDO | 11540 | 10577 | 10366 | 81 | 17 | 113 | | 121 | 802 | 83 | 17 |
| VAL UNIT | ALGERIE | 405 | 380 | 341 | 1500 | | 776 | 1143 | | 1529 | 5000 | 667 |
| | MAURITAN | 259 | 259 | 259 | | | | | | | | |
| | MALI | 500 | 250 | 250 | | | | | | | | |
| | NIGER | 250 | 250 | 250 | | | | | | | | |
| | TCHAD | 1000 | 1000 | 1000 | | | | | | | | |
| | SENEGAL | 481 | 468 | 468 | | | 500 | | | 2400 | 2000 | 4000 |
| | HTE VOLTA | 7500 | 167 | 167 | | | | | | 13000 | | |
| | C IVOIRE | 394 | 400 | 385 | | | | | | | | |
| | DAHOMÉY | 286 | 286 | 286 | | | | | | | | |
| | CAMEROUN | 336 | 336 | 333 | | | | | | 333 | 333 | |
| | CENTRAFR | 1000 | | | | | | | | | | |
| | GABON | 1000 | 1000 | 1000 | | | | | | 1000 | 1000 | |
| | CONGO BRA | 750 | 556 | 556 | | | | | | 867 | 857 | |
| | CF SOMAL | 172 | 223 | 257 | 195 | | | | | 157 | | 151 |
| | SOMALIE | 238 | 233 | | 237 | | 250 | 232 | | 268 | 273 | 250 |
| | MADAGASC | 567 | 533 | 533 | | | | | | | | |
| | ST P MIQ | 456 | 356 | 343 | | | 1000 | 1000 | | 592 | 1000 | 529 |
| | N CALEDO | 253 | 228 | 224 | 210 | 1471 | 416 | | 446 | 549 | 1398 | 765 |
| | 681 ARGENT ET PLATINE ETC | | | | | | | | | | | |
| | SILBER PLATIN USW | | | | | | | | | | | |
| 1000 DOL | ALGERIE | 155 | 146 | 146 | | | | | | 9 | | |
| | SENEGAL | 21 | 21 | 6 | | | 15 | | | | | |
| | C IVOIRE | 3 | 3 | 3 | | | | | | | | |
| | DAHOMÉY | 1 | 1 | 1 | | | | | | | | |
| | CAMEROUN | 1 | 1 | 1 | | | | | | | | |
| | CONGO BRA | 1 | 1 | 1 | | | | | | | | |
| | SOMALIE | 3 | 3 | | | | | 3 | | | | |
| | MADAGASC | 3 | 3 | 3 | | | | | | | | |
| | N CALEDO | 6 | 4 | 4 | | | | | | 2 | | 2 |
| TONNES | ALGERIE | 5 | 5 | 5 | | | | | | | | |
| TONNES | SENEGAL | 1 | 1 | | | | 1 | | | | | |
| TONNES | C IVOIRE | | | | | | | | | | | |
| TONNES | DAHOMÉY | | | | | | | | | | | |
| TONNES | CAMEROUN | | | | | | | | | | | |
| TONNES | CONGO BRA | | | | | | | | | | | |
| TONNES | SOMALIE | | | | | | | | | | | |
| TONNES | MADAGASC | | | | | | | | | | | |
| TONNES | N CALEDO | | | | | | | | | | | |
| VAL UNIT | ALGERIE | 31000 | 29200 | 29200 | | | | | | | | |
| | SENEGAL | 21000 | 21000 | | | | 15000 | | | | | |
| | C IVOIRE | | | | | | | | | | | |
| | DAHOMÉY | | | | | | | | | | | |
| | CAMEROUN | | | | | | | | | | | |
| | CONGO BRA | | | | | | | | | | | |
| | SOMALIE | | | | | | | | | | | |
| | MADAGASC | | | | | | | | | | | |
| | N CALEDO | | | | | | | | | | | |
| | Y 682 CUIVRE | | | | | | | | | | | |
| | KUPFER | | | | | | | | | | | |
| 1000 DOL | ALGERIE | 3722 | 1594 | 1588 | | | 6 | | 2117 | 11 | | 9 |
| | MAURITAN | 52 | 52 | 52 | | | | | | | | |
| | MALI | 25 | 12 | 12 | | | | | 13 | | | |
| | NIGER | 5 | 5 | 5 | | | | | | | | |
| | TCHAD | 9 | 8 | 8 | | | | | 1 | | | |
| | SENEGAL | 146 | 125 | 123 | | | | | 18 | 3 | | 3 |
| | HTE VOLTA | 34 | 32 | 32 | | | 2 | | 2 | | | |
| | C IVOIRE | 144 | 140 | 140 | | | | | 1 | 3 | | 2 |
| | TOGO | 10 | 4 | 4 | | | | | 6 | | | |
| | DAHOMÉY | 15 | 13 | 13 | | | | | 2 | | | |
| | CAMEROUN | 63 | 63 | 63 | | | | | | | | |
| | CENTRAFR | 13 | 12 | 12 | | | | | | 1 | | |
| | GABON | 34 | 30 | 30 | | | | | 3 | 1 | | 1 |
| | CONGO BRA | 91 | 50 | 50 | | | | | 1 | 40 | | 41 |
| | SOMALIE | 2 | 2 | | | | | | | | | |
| | MADAGASC | 147 | 110 | 105 | 5 | | | | 37 | | | |
| | COMORES | 10 | 10 | 10 | | | | | | | | |
| | ST P MIQ | 14 | 2 | 2 | | | | | | 12 | | |
| | N CALEDO | 250 | 200 | 199 | 1 | | | | 9 | 41 | 7 | 6 |
| | POLYNÉSIE | 15 | 9 | 9 | | | | | | 6 | 6 | |
| TONNES | ALGERIE | 4852 | 1538 | 1536 | | | 2 | | 3312 | 2 | | 1 |

Werte : 1000 \$ — Mengen : Tonnen falls nicht anders vermerkt (Abkürzungen siehe Anhang)
Einheitswerte : \$ je ausgewiesener Mengeneinheit — Y : siehe im Anhang Anmerkungen zu den Waren

Valeurs : 1000 \$ — Quantités : Tonnes sauf indication contraire (Voir abréviations en Annexe)
Valeurs unitaires : \$ par unité de quantité indiquée — Y : voir notes par produits en Annexe

import

1961

Tab. 1

| Einheit Unité | Ursprung Origine | WELT MONDE | EWG CEE | darunter : dont : | | | | | A O M | DRITTE LÄNDER PAYS TIERS | darunter : dont : | |
|------------------|-------------------------------|---------------|------------|-------------------|----------|-----------|---------------------|--------|-------|-----------------------------------|-------------------|------------------------|
| | | | | France | U.E.B.L. | Nederland | Deutschland (BR) | Italia | | | USA | G. Britan. Roy. Uni |
| | EINFUHLRLÄNDER IMPORTATEUR | | | | | | | | | | | |
| TONNES | MAURITAN | 40 | 39 | 39 | | | | | 18 | 1 | | |
| TONNES | MALI | 31 | 13 | 13 | | | | | | | | |
| TONNES | NIGER | 5 | 5 | 5 | | | | | | | | |
| TONNES | TCHAD | 7 | 6 | 6 | | | | | | 1 | | |
| TONNES | SENEGAL | 145 | 121 | 119 | | 2 | | | 23 | 1 | | 1 |
| TONNES | HTE VOLTA | 56 | 53 | 53 | | | | | 3 | | | |
| TONNES | C IVOIRE | 137 | 136 | 136 | | | | | 1 | | | |
| TONNES | TOGO | 10 | 3 | 3 | | | | | 7 | | | |
| TONNES | DAHOMÉY | 13 | 11 | 11 | | | | | 1 | 1 | | |
| TONNES | CAMEROUN | 59 | 59 | 59 | | | | | | | | |
| TONNES | CENTRAFR | 9 | 9 | 9 | | | | | | | | |
| TONNES | GABON | 29 | 26 | 26 | | | | | 3 | | | 1 |
| TONNES | CONGO BRA | 78 | 35 | 35 | | | | | 1 | 42 | 41 | |
| TONNES | SOMALIE | 1 | 1 | | | | | 1 | | | | |
| TONNES | MADAGASC | 155 | 107 | 102 | | 5 | | | 48 | | | |
| TONNES | COMORES | 9 | 9 | 9 | | | | | | | | |
| TONNES | ST P MIQ | 11 | 2 | 2 | | | | | | 9 | | |
| TONNES | N CALEDO | 197 | 172 | 171 | | 1 | | | 7 | 18 | 2 | 4 |
| TONNES | POLYNESIE | 8 | 6 | 6 | | | | | | 2 | 2 | |
| VAL UNIT | ALGERIE | 767 | 1036 | 1034 | | | 3000 | | 639 | 5500 | 9000 | |
| | MAURITAN | 1300 | 1333 | 1333 | | | | | | | | |
| | MALI | 306 | 923 | 923 | | | | | 722 | | | |
| | NIGER | 1000 | 1000 | 1000 | | | | | | | | |
| | TCHAD | 1286 | 1333 | 1333 | | | | | | | | |
| | SENEGAL | 1007 | 1033 | 1034 | | 1000 | | | 783 | 3000 | | 3000 |
| | HTE VOLTA | 607 | 604 | 604 | | | | | 667 | | | |
| | C IVOIRE | 1051 | 1029 | 1029 | | | | | 1000 | | | |
| | TOGO | 1000 | 1333 | 1333 | | | | | 857 | | | |
| | DAHOMÉY | 1154 | 1182 | 1182 | | | | | 2000 | | | |
| | CAMEROUN | 1068 | 1068 | 1068 | | | | | | | | |
| | CENTRAFR | 1444 | 1333 | 1333 | | | | | | | | |
| | GABON | 1172 | 1154 | 1154 | | | | | 1000 | | 1000 | |
| | CONGO BRA | 1167 | 1429 | 1429 | | | | | 1000 | 952 | 1000 | |
| | SOMALIE | 2000 | 2000 | | | | 2000 | | | | | |
| | MADAGASC | 948 | 1028 | 1029 | | 1000 | | | 771 | | | |
| | COMORES | 1111 | 1111 | 1111 | | | | | | | | |
| | ST P MIQ | 1273 | 1000 | 1000 | | | | | | 1333 | | |
| | N CALEDO | 1269 | 1163 | 1164 | | 1000 | | | 1286 | 2278 | 3500 | 1500 |
| | POLYNESIE | 1875 | 1500 | 1500 | | | | | | 3000 | 3000 | |
| | 683 | NICKEL | | | | | | | | | | |
| | 683 | NICKEL | | | | | | | | | | |
| 1000 DOL | ALGERIE | 16 | 13 | 13 | | | | | | 3 | | |
| | MALI | 3 | 2 | 2 | | | | | | 1 | | |
| | SENEGAL | 23 | 23 | 23 | | | | | | | | |
| | HTE VOLTA | 1 | 1 | 1 | | | | | | | | |
| | GABON | 1 | | | | | | | | 1 | 1 | |
| | MADAGASC | 3 | 3 | 3 | | | | | | | | |
| TONNES | ALGERIE | 6 | 5 | 5 | | | | | | 1 | | |
| TONNES | MALI | 8 | 7 | 7 | | | | | | 1 | | |
| TONNES | SENEGAL | 8 | 8 | 8 | | | | | | | | |
| TONNES | HTE VOLTA | 2 | 2 | 2 | | | | | | | | |
| TONNES | GABON | | | | | | | | | | | |
| TONNES | MADAGASC | 1 | 1 | 1 | | | | | | | | |
| VAL UNIT | ALGERIE | 2667 | 2600 | 2600 | | | | | | 3000 | | |
| | MALI | 375 | 286 | 286 | | | | | | 1000 | | |
| | SENEGAL | 2875 | 2875 | 2875 | | | | | | | | |
| | HTE VOLTA | 500 | 500 | 500 | | | | | | | | |
| | GABON | | | | | | | | | | | |
| | MADAGASC | 3000 | 3000 | 3000 | | | | | | | | |
| | Y | 684 | ALUMINIUM | | | | | | | | | |
| | 684 | ALUMINIUM | | | | | | | | | | |
| 1000 DOL | ALGERIE | 1545 | 1511 | 1499 | | | 12 | | | 34 | 1 | |
| | MAURITAN | 40 | 35 | 35 | | | | | | 5 | | |
| | MALI | 8 | 8 | 8 | | | | | | | | |
| | NIGER | 8 | 8 | 8 | | | | | | | | |
| | TCHAD | 65 | 65 | 65 | | | | | | | | |
| | SENEGAL | 152 | 145 | 143 | | | 2 | | | 7 | | 1 |
| | HTE VOLTA | 13 | 13 | 13 | | | | | | | | |
| | C IVOIRE | 174 | 172 | 172 | | | | | | 2 | | |
| | TOGO | 8 | 5 | 5 | | | | | | | | |
| | DAHOMÉY | 38 | 37 | 37 | | | | | 3 | | | |
| | CAMEROUN | 378 | 378 | 378 | | | | | 1 | | | |
| | CENTRAFR | 98 | 98 | 96 | | | 2 | | | | | |
| | GABON | 39 | 39 | 39 | | | | | | | | |
| | CONGO BRA | 238 | 238 | 238 | | | | | | | | |
| | SOMALIE | 6 | 1 | | | | | | | | | |
| | MADAGASC | 89 | 87 | 78 | | | | | 1 | 5 | | 1 |
| | COMORES | 1 | 1 | 1 | | | 9 | | | 1 | | |
| | ST P MIQ | 6 | | | | | | | | 6 | 1 | 1 |
| | POLYNESIE | 35 | 34 | 34 | | | | | | 1 | 1 | |
| TONNES | ALGERIE | 2304 | 2242 | 2227 | | | 15 | | | 62 | | |
| TONNES | MAURITAN | 51 | 49 | 49 | | | | | | 2 | | |
| TONNES | MALI | 14 | 13 | 13 | | | | | | 1 | | |
| TONNES | NIGER | 9 | 8 | 8 | | | | | | 1 | | |
| TONNES | TCHAD | 83 | 83 | 83 | | | | | | | | |
| TONNES | SENEGAL | 248 | 225 | 224 | | | 1 | | | 23 | | |

Werte : 1000 \$ — Mengen : Tonnen falls nicht anders vermerkt (Abkürzungen siehe Anhang)
Einheitswerte : \$ je ausgewiesener Mengeneinheit — Y : siehe im Anhang Anmerkungen zu den Waren

Valeurs : 1000 \$ — Quantités : Tonnes sauf indication contraire (Voir abréviations en Annexe)
Valeurs unitaires : \$ par unité de quantité indiquée — Y : voir notes par produits en Annexe

import

1961

Tab. 1

| Einheit Unité | Ursprung Origine | WELT MONDE | EWG CEE | darunter : dont : | | | | | A O M | DRITTE LÄNDER PAYS TIERS | darunter : dont : | |
|------------------|---------------------|---------------|------------|-------------------|----------|-----------|---------------------|--------|-------|-----------------------------------|-------------------|------------------------|
| | | | | France | U.E.B.L. | Nederland | Deutschland (BR) | Italia | | | USA | G. Britan. Roy. Uni |
| EINFUHR-LÄNDER | | | | | | | | | | | | |
| ↓ IMPORTATEUR | | | | | | | | | | | | |
| TONNES | HTE VOLTA | 21 | 20 | 20 | | | | | | 1 | | |
| TONNES | C IVOIRE | 204 | 202 | 202 | | | | | | 2 | | |
| TONNES | TOGO | 8 | 5 | 5 | | | | 3 | | | | |
| TONNES | DAHOMÉY | 46 | 45 | 45 | | | | 1 | | | | |
| TONNES | CAMÉROUN | 503 | 503 | 503 | | | | | | | | |
| TONNES | CENTRAFR | 140 | 140 | 138 | | 2 | | | | | | |
| TONNES | GABON | 66 | 66 | 66 | | | | | | | | |
| TONNES | CONGO BRA | 361 | 361 | 361 | | | | | | | | |
| TONNES | SOMALIE | 6 | 1 | | | | | | | 5 | 1 | |
| TONNES | MADAGASC | 114 | 112 | 98 | | 14 | | 1 | 2 | | | |
| TONNES | COMORES | 1 | 1 | 1 | | | | | | | | |
| TONNES | ST P MIQ | 4 | | | | | | | | 4 | 1 | |
| TONNES | POLYNESIE | 45 | 44 | 44 | | | | | | 1 | | |
| VAL UNIT | ALGERIE | 671 | 674 | 673 | | | 800 | | | 548 | | |
| | MAURITAN | 784 | 714 | 714 | | | | | | 2500 | | |
| | MALI | 571 | 615 | 615 | | | | | | | | |
| | NIGER | 889 | 1000 | 1000 | | | | | | | | |
| | TCHAD | 783 | 783 | 783 | | | | | | | | |
| | SENEGAL | 613 | 644 | 638 | | | 2000 | | | 304 | | |
| | HTE VOLTA | 619 | 650 | 650 | | | | | | | | |
| | C IVOIRE | 853 | 851 | 851 | | | | | | 1000 | | |
| | TOGO | 1000 | 1000 | 1000 | | | | 1000 | | | | |
| | DAHOMÉY | 826 | 822 | 822 | | | | 1000 | | | | |
| | CAMÉROUN | 751 | 751 | 751 | | | | | | | | |
| | CENTRAFR | 700 | 700 | 696 | | 1000 | | | | | | |
| | GABON | 591 | 591 | 591 | | | | | | | | |
| | CONGO BRA | 659 | 659 | 659 | | | | | | | | |
| | SOMALIE | 1000 | 1000 | | | | | | | 1000 | 1000 | |
| | MADAGASC | 781 | 777 | | | 643 | | 500 | | | | |
| | COMORES | 1000 | 1000 | 1000 | | | | | | | | |
| | ST P MIQ | 1500 | | | | | | | | 1500 | 1000 | |
| | POLYNESIE | 778 | 773 | 773 | | | | | | 1000 | | |
| Y | 685 | PLOMB | | | | | | | | | | |
| 1000 DOL | ALGERIE | 828 | 302 | 302 | | | | | | 526 | | |
| | MAURITAN | 5 | 5 | 5 | | | | | | | | |
| | MALI | 5 | 3 | 3 | | | | | | 2 | | |
| | NIGER | 2 | 2 | 2 | | | | | | | | |
| | TCHAD | 1 | 1 | 1 | | | | | | | | |
| | SENEGAL | 26 | 25 | 10 | | 14 | 1 | | | 1 | | |
| | HTE VOLTA | 3 | 3 | 3 | | | | | | | | |
| | C IVOIRE | 22 | 21 | 12 | | 5 | 4 | | | 1 | | |
| | TOGO | 8 | 8 | 5 | | 3 | | | | | | |
| | DAHOMÉY | 8 | 8 | 5 | | 3 | | 1 | | 1 | | |
| | CAMÉROUN | 7 | 7 | 5 | | | 1 | | | | | |
| | CENTRAFR | 3 | 3 | 1 | | | 2 | | | | | |
| | GABON | 2 | 2 | 2 | | | | | | | | |
| | CONGO BRA | 9 | 9 | 8 | | 1 | | | | | | |
| | SOMALIE | 6 | 6 | | | | | 6 | | | | |
| | MADAGASC | 42 | 40 | 40 | | | | | | 2 | | |
| | POLYNESIE | 7 | 5 | 5 | | | | | | 2 | 1 | |
| TONNES | ALGERIE | 3800 | 995 | 995 | | | | | | 2805 | | |
| TONNES | MAURITAN | 16 | 16 | 16 | | | | | | | | |
| TONNES | MALI | 13 | 8 | 8 | | | | | | 5 | | |
| TONNES | NIGER | 3 | 3 | 3 | | | | | | | | |
| TONNES | TCHAD | 2 | 2 | 2 | | | | | | | | |
| TONNES | SENEGAL | 91 | 90 | 26 | | 59 | 5 | | | 1 | | |
| TONNES | HTE VOLTA | 11 | 11 | 11 | | | | | | | | |
| TONNES | C IVOIRE | 69 | 64 | 30 | | 17 | 17 | | | 5 | | |
| TONNES | TOGO | 16 | 16 | 6 | | 10 | | | | | | |
| TONNES | DAHOMÉY | 24 | 23 | 13 | | 10 | | | | | | |
| TONNES | CAMÉROUN | 18 | 18 | 13 | | 2 | | | 1 | | | |
| TONNES | CENTRAFR | 2 | 2 | | | | 3 | | | | | |
| TONNES | GABON | 5 | 5 | 5 | | | 2 | | | | | |
| TONNES | CONGO BRA | 21 | 21 | 19 | | 2 | | | | | | |
| TONNES | SOMALIE | 6 | 6 | | | | | 6 | | | | |
| TONNES | MADAGASC | 89 | 83 | 83 | | | | | | 6 | | |
| TONNES | POLYNESIE | 20 | 15 | 15 | | | | | | 5 | 4 | |
| VAL UNIT | ALGERIE | 218 | 304 | 304 | | | | | | 188 | | |
| | MAURITAN | 313 | 313 | 313 | | | | | | | | |
| | MALI | 385 | 375 | 375 | | | | | | 400 | | |
| | NIGER | 667 | 667 | 667 | | | | | | | | |
| | TCHAD | 500 | 500 | 500 | | | | | | | | |
| | SENEGAL | 286 | 278 | 385 | | 237 | 200 | | | 1000 | | |
| | HTE VOLTA | 273 | 273 | 273 | | | | | | | | |
| | C IVOIRE | 319 | 328 | 400 | | 294 | 235 | | | 200 | | |
| | TOGO | 500 | 500 | 833 | | 300 | | | | | | |
| | DAHOMÉY | 333 | 348 | 385 | | 300 | | | | | | |
| | CAMÉROUN | 389 | 389 | 385 | | 500 | 333 | | 1000 | | | |
| | CENTRAFR | 1500 | 1500 | | | | 1000 | | | | | |
| | GABON | 400 | 400 | 400 | | | | | | | | |
| | CONGO BRA | 429 | 429 | 421 | | 500 | | | | | | |
| | SOMALIE | 1000 | 1000 | | | | | 1000 | | | | |
| | MADAGASC | 472 | 482 | 482 | | | | | | 333 | | |
| | POLYNESIE | 350 | 333 | 333 | | | | | | 400 | 250 | |
| Y | 686 | ZINC | | | | | | | | | | |
| 1000 DOL | ALGERIE | 334 | 333 | 332 | | 1 | | | | 1 | | |
| | MAURITAN | 1 | 1 | 1 | | | | | | | | |

Werte : 1000 \$ — Mengen : Tonnen falls nicht anders vermerkt (Abkürzungen siehe Anhang)
Einheitswerte : \$ je ausgewiesener Mengeneinheit — Y : siehe im Anhang Anmerkungen zu den Waren

Valeurs : 1000 \$ — Quantités : Tonnes sauf indication contraire (Voir abréviations en Annexe)
Valeurs unitaires : \$ par unité de quantité indiquée — Y : voir notes par produits en Annexe

Tab. 1

import

1961

| Einheit Unité | Ursprung Origine | WELT MONDE | EWG CEE | darunter : dont : | | | | | AOM | DRITTE LÄNDER PAYS TIERS | darunter : dont : | |
|------------------|---------------------|---------------|------------|-------------------|----------|-----------|---------------------|--------|-----|-----------------------------------|-------------------|------------------------|
| | | | | France | U.E.B.L. | Nederland | Deutschland (BR) | Italia | | | USA | G. Britan. Roy. Uni |
| | EINFUHR-LÄNDER | | | | | | | | | | | |
| | IMPORTATEUR | | | | | | | | | | | |
| | MALI | 1 | 1 | 1 | | | | | | | | |
| | TCHAD | 1 | 1 | 1 | | | | | | | | |
| | SENEGAL | 13 | 10 | 8 | 2 | | | | | 3 | | |
| | HTE VOLTA | 2 | 1 | 1 | | | | | | 1 | | |
| | C IVOIRE | 17 | 17 | 16 | 1 | | | | 1 | 1 | | |
| | TOGO | 1 | 1 | 1 | | | | | | 1 | | |
| | DAHOMÉY | 1 | 1 | 1 | | | | | | | | |
| | CAMÉROUN | 3 | 3 | 3 | | | | | | | | |
| | GABON | 6 | 6 | 6 | | | | | | | | |
| | CONGO BRA | 8 | 8 | 8 | | | | | | | | |
| | SOMALIE | 3 | 3 | | | | | 3 | | | | |
| | MADAGASC | 41 | 40 | 12 | 28 | | | | | 1 | | |
| | COMORES | 1 | | | | | | | | 1 | | |
| | POLYNÉSIE | 1 | 1 | 1 | | | | | | | | |
| TONNES | ALGERIE | 991 | 991 | 989 | 2 | | | | | | | |
| TONNES | MAURITAN | 1 | 1 | 1 | | | | | | | | |
| TONNES | MALI | 2 | 2 | 2 | | | | | | | | |
| TONNES | TCHAD | 2 | 2 | 2 | | | | | | | | |
| TONNES | SENEGAL | 36 | 24 | 18 | 6 | | | | | 12 | | |
| TONNES | HTE VOLTA | 5 | 3 | 3 | | | | | | 2 | | |
| TONNES | C IVOIRE | 39 | 37 | 35 | 2 | | | | 2 | | | |
| TONNES | TOGO | 4 | 1 | 1 | | | | | | 1 | | |
| TONNES | DAHOMÉY | 3 | 2 | 2 | | | | | | 1 | | |
| TONNES | CAMÉROUN | 8 | 8 | 8 | | | | | | | | |
| TONNES | GABON | 9 | 9 | 9 | | | | | | | | |
| TONNES | CONGO BRA | 17 | 17 | 17 | | | | | | | | |
| TONNES | SOMALIE | 5 | 5 | | | | | 5 | | | | |
| TONNES | MADAGASC | 101 | 100 | 23 | 77 | | | | | 1 | | |
| TONNES | COMORES | 1 | | | | | | | | 1 | | |
| TONNES | POLYNÉSIE | 7 | 7 | 7 | | | | | | | | |
| VAL UNIT | ALGERIE | 337 | 336 | 336 | 500 | | | | | | | |
| | MAURITAN | 1000 | 1000 | 1000 | | | | | | | | |
| | MALI | 500 | 500 | 500 | | | | | | | | |
| | TCHAD | 500 | 500 | 500 | | | | | | | | |
| | SENEGAL | 361 | 417 | 444 | 333 | | | | | 250 | | |
| | HTE VOLTA | 400 | 333 | 333 | | | | | | 500 | | |
| | C IVOIRE | 436 | 459 | 457 | 500 | | | | 500 | | | |
| | TOGO | 250 | 1000 | 1000 | | | | | | 1000 | | |
| | DAHOMÉY | 333 | 500 | 500 | | | | | | | | |
| | CAMÉROUN | 375 | 375 | 375 | | | | | | | | |
| | GABON | 667 | 667 | 667 | | | | | | | | |
| | CONGO BRA | 471 | 471 | 471 | | | | | | | | |
| | SOMALIE | 600 | 600 | | | | | 600 | | | | |
| | MADAGASC | 406 | 400 | 522 | 364 | | | | | 1000 | | |
| | COMORES | 1000 | | | | | | | | 1000 | | |
| | POLYNÉSIE | 143 | 143 | 143 | | | | | | | | |
| Y | 687 | ETAIN | | | | | | | | | | |
| | ZINN | | | | | | | | | | | |
| 1000 DOL | ALGERIE | 216 | 129 | 129 | | | | | | 87 | | 13 |
| | MALI | 4 | 4 | 4 | | | | | | | | |
| | TCHAD | 2 | 2 | 2 | | | | | | | | |
| | SENEGAL | 18 | 18 | 18 | | | | | | | | |
| | HTE VOLTA | 2 | 2 | 2 | | | | | | | | |
| | C IVOIRE | 12 | 12 | 12 | | | | | | | | |
| | TOGO | 4 | 4 | 4 | | | | | | | | |
| | DAHOMÉY | 5 | 5 | 5 | | | | | | | | |
| | CAMÉROUN | 5 | 5 | 5 | | | | | | | | |
| | CENTRAFR | 5 | 5 | 4 | | | 1 | | | | | |
| | GABON | 2 | 2 | 2 | | | | | | | | |
| | CONGO BRA | 5 | 5 | 4 | | | 1 | | 1 | 1 | | |
| | SOMALIE | 3 | 3 | | | | | 3 | | | | |
| | MADAGASC | 28 | 28 | 28 | | | | | | | | |
| | POLYNÉSIE | 1 | | | | | | | | 1 | | 1 |
| TONNES | ALGERIE | 131 | 95 | 95 | | | | | | 36 | | 5 |
| TONNES | MALI | 3 | 3 | 3 | | | | | | | | |
| TONNES | TCHAD | 2 | 2 | 2 | | | | | | | | |
| TONNES | SENEGAL | 13 | 13 | 13 | | | | | | | | |
| TONNES | HTE VOLTA | 2 | 2 | 2 | | | | | | | | |
| TONNES | C IVOIRE | 10 | 10 | 10 | | | | | | | | |
| TONNES | TOGO | 2 | 2 | 2 | | | | | | | | |
| TONNES | DAHOMÉY | 4 | 4 | 4 | | | | | | | | |
| TONNES | CAMÉROUN | 5 | 5 | 5 | | | | | | | | |
| TONNES | CENTRAFR | 3 | 4 | 3 | | | 1 | | | | | |
| TONNES | GABON | 1 | 1 | 1 | | | | | | | | |
| TONNES | CONGO BRA | 3 | 3 | 2 | | | 1 | | 1 | 1 | | |
| TONNES | SOMALIE | 2 | 2 | | | | | 2 | | | | |
| TONNES | MADAGASC | 17 | 17 | 17 | | | | | | | | |
| TONNES | POLYNÉSIE | 1 | | | | | | | | 1 | | |
| VAL UNIT | ALGERIE | 1649 | 1358 | 1358 | | | | | | 2417 | | 2600 |
| | MALI | 1333 | 1333 | 1333 | | | | | | | | |
| | TCHAD | 1000 | 1000 | 1000 | | | | | | | | |
| | SENEGAL | 1385 | 1385 | 1385 | | | | | | | | |
| | HTE VOLTA | 1000 | 1000 | 1000 | | | | | | | | |
| | C IVOIRE | 1200 | 1200 | 1200 | | | | | | | | |
| | TOGO | 2000 | 2000 | 2000 | | | | | | | | |
| | DAHOMÉY | 1250 | 1250 | 1250 | | | | | | | | |
| | CAMÉROUN | 1000 | 1000 | 1000 | | | | | | | | |
| | CENTRAFR | 1667 | 1250 | 1333 | | | 1000 | | | | | |
| | GABON | 2000 | 2000 | 2000 | | | | | | | | |

Werte : 1000 \$ — Mengen : Tonnen falls nicht anders vermerkt (Abkürzungen siehe Anhang)
 Einheitswerte : \$ je ausgewiesener Mengeneinheit — Y : siehe im Anhang Anmerkungen zu den Waren

Valeurs : 1000 \$ — Quantités : Tonnes sauf indication contraire (Voir abréviations en Annexe)
 Valeurs unitaires : \$ par unité de quantité indiquée — Y : voir notes par produits en Annexe

import

1961

Tab. 1

| Einheit Unité | Ursprung Origine | WELT MONDE | EWG CEE | darunter : dont : | | | | | A O M | DRITTE LÄNDER PAYS TIERS | darunter : dont : | |
|------------------|------------------------------------|-------------------------------|--------------------------------|-------------------|----------|-----------|---------------------|--------|-------|-----------------------------------|-------------------|------------------------|
| | | | | France | U.E.B.L. | Nederland | Deutschland (BR) | Italia | | | USA | G. Britan. Roy. Uni |
| | EINFUHR-LÄNDER ↓ IMPORTATEUR | | | | | | | | | | | |
| | CONGO BRA | 1667 | 1667 | 2000 | | 1000 | | | 1000 | 1000 | | |
| | SOMALIE | 1500 | 1500 | | | | | | | | | |
| | MADAGASC | 1647 | 1647 | 1647 | | | | 1500 | | | | |
| | POLYNESIE | 1000 | | | | | | | | 1000 | | |
| | 688 | URANIUM ET THORIUM | | | | | | | | URAN UND THORIUM | | |
| 1000 DOL | ALGERIE | 1 | 1 | 1 | | | | | | | | |
| | CAMEROUN | 1 | 1 | 1 | | | | | | | | |
| TONNES | ALGERIE | | | | | | | | | | | |
| TONNES | CAMEROUN | | | | | | | | | | | |
| VAL UNIT | ALGERIE | | | | | | | | | | | |
| | CAMEROUN | | | | | | | | | | | |
| | Y | 689 | AUTRES MET COMMUNS NON FERREUX | | | | | | | ANDERE UNEDLE NE METALLE | | |
| 1000 DOL | ALGERIE | 33 | 31 | 27 | | | 4 | | | 2 | 2 | |
| | MALI | 1 | 1 | 1 | | | | | | | | |
| | SENEGAL | 1 | | | | | | | | 1 | | |
| | CIVOIRE | 1 | 1 | 1 | | | | | | | | |
| | TOGO | 1 | 1 | 1 | | 1 | | | | | | |
| | CONGO BRA | 2 | 2 | 2 | | | | | | | | |
| | SOMALIE | 16 | 14 | | | | | 14 | | 2 | 2 | |
| | MADAGASC | 10 | 7 | 7 | | | | | | 3 | | |
| | ST P MIO | 1 | | | | | | | | 1 | | |
| | POLYNESIE | 2 | 1 | 1 | | | | | | 1 | | |
| TONNES | ALGERIE | 38 | 37 | 32 | | | 5 | | | 1 | | |
| TONNES | MALI | 1 | | | | | | | | 1 | | |
| TONNES | SENEGAL | 1 | | | | | | | | 1 | | |
| TONNES | CIVOIRE | 1 | 1 | 1 | | | | | | | | |
| TONNES | TOGO | | | | | | | | | | | |
| TONNES | CONGO BRA | 2 | 2 | 2 | | | | | | | | |
| TONNES | SOMALIE | 11 | 10 | | | | | 10 | | 1 | | |
| TONNES | MADAGASC | 7 | 5 | 5 | | | | | | 2 | | |
| TONNES | ST P MIO | 2 | | | | | | | | 2 | | |
| TONNES | POLYNESIE | 1 | 1 | 1 | | | | | | | | |
| VAL UNIT | ALGERIE | 868 | 838 | 844 | | | 800 | | | 2000 | | |
| | MALI | 1000 | | | | | | | | | | |
| | SENEGAL | 1000 | | | | | | | | 1000 | | |
| | CIVOIRE | 1000 | 1000 | 1000 | | | | | | | | |
| | TOGO | | | | | | | | | | | |
| | CONGO BRA | 1000 | 1000 | 1000 | | | | | | | | |
| | SOMALIE | 1455 | 1400 | | | | | 1400 | | 2000 | | |
| | MADAGASC | 1429 | 1400 | 1400 | | | | | | 1500 | | |
| | ST P MIO | 500 | | | | | | | | 500 | | |
| | POLYNESIE | 2000 | 1000 | 1000 | | | | | | | | |
| | 691 | CONSTRUCTIO METALL ET PARTIES | | | | | | | | METALLKONSTRUKTIONEN UND TEILE | | |
| 1000 DOL | ALGERIE | 9590 | 9555 | 9524 | | | 8 | 23 | | 35 | | |
| | MAURITAN | 1365 | 1360 | 1360 | | | | | 3 | 2 | | |
| | MALI | 22 | 17 | 17 | | | | | 1 | 4 | | |
| | NIGER | 88 | 80 | 80 | | | | | 5 | 3 | | |
| | TCHAD | 170 | 111 | 111 | | | | | 18 | 41 | 39 | 1 |
| | SENEGAL | 343 | 335 | 221 | | | 103 | 11 | 55 | 8 | | 3 |
| | HTE VOLTA | 109 | 54 | 54 | | | | | 6 | | | |
| | CIVOIRE | 1360 | 1328 | 1322 | | | | 6 | 58 | 32 | | |
| | TOGO | 987 | 928 | 928 | | | | | 5 | 1 | | |
| | DAHOMEY | 50 | 43 | 43 | | | | | 6 | 1 | | |
| | CAMEROUN | 179 | 171 | 171 | | | | | 5 | 3 | | 1 |
| | CENTRAFR | 55 | 52 | 52 | | | | | 3 | 3 | | |
| | GABON | 247 | 239 | 217 | | | | 22 | 3 | 5 | 4 | |
| | CONGO BRA | 1137 | 895 | 745 | | 10 | | 73 | 67 | 9 | 233 | 233 |
| | MADAGASC | 145 | 138 | 130 | | | 8 | | 6 | 7 | | |
| | COMORES | 20 | 9 | 9 | | | | | 12 | 1 | | 1 |
| | POLYNESIE | 145 | 101 | 101 | | | | | | 44 | 7 | |
| TONNES | ALGERIE | 22665 | 22539 | 22443 | | | 28 | 68 | | 126 | | |
| TONNES | MAURITAN | 2756 | 2737 | 2737 | | | | | 18 | 1 | | |
| TONNES | MALI | 60 | 50 | 50 | | | | | 3 | 7 | | |
| TONNES | NIGER | 154 | 142 | 142 | | | | | 8 | 4 | | |
| TONNES | TCHAD | 282 | 169 | 169 | | | | | 48 | 65 | 61 | 1 |
| TONNES | SENEGAL | 835 | 829 | 611 | | | | | 6 | | | 2 |
| TONNES | HTE VOLTA | 241 | 149 | 149 | | | | | 180 | 38 | | |
| TONNES | CIVOIRE | 1280 | 1244 | 1228 | | | | | 92 | 6 | | |
| TONNES | TOGO | 2706 | 2637 | 2637 | | | | | 16 | 36 | | |
| TONNES | DAHOMEY | 106 | 95 | 95 | | | | | 69 | | | |
| TONNES | CAMEROUN | 433 | 421 | 421 | | | | | 11 | 7 | | 1 |
| TONNES | CENTRAFR | 117 | 116 | 116 | | | | | 5 | 1 | | |
| TONNES | GABON | 795 | 776 | 709 | | | | 67 | 5 | 14 | 13 | |
| TONNES | CONGO BRA | 3248 | 2504 | 2113 | | 24 | | 186 | 181 | 26 | 718 | 717 |
| TONNES | MADAGASC | 272 | 262 | 235 | | | 27 | | 26 | 10 | | |
| TONNES | COMORES | 36 | 8 | 8 | | | | | 27 | 1 | | 1 |
| TONNES | POLYNESIE | 184 | 154 | 154 | | | | | | 30 | 5 | |
| VAL UNIT | ALGERIE | 423 | 424 | 424 | | | 286 | 338 | | 278 | | |

Werte : 1000 \$ — Mengen : Tonnen falls nicht anders vermerkt (Abkürzungen siehe Anhang)
Einheitswerte : \$ je ausgewiesener Mengeneinheit — Y : siehe im Anhang Anmerkungen zu den Waren

Valeurs : 1000 \$ — Quantités : Tonnes sauf indication contraire (Voir abréviations en Annexe)
Valeurs unitaires : \$ par unité de quantité indiquée — Y : voir notes par produits en Annexe

Tab. 1

import

1961

| Einheit Unité | Ursprung Origine | WELT MONDE | EWG CEE | darunter : dont : | | | | | AOM | DRITTE LÄNDER PAYS TIERS | darunter : dont : | | |
|------------------|-----------------------------------|--------------------------|------------|-------------------|----------|-----------|---------------------|--------|------|-----------------------------------|-------------------|------------------------|--|
| | | | | France | U.E.B.L. | Nederland | Deutschland (BR) | Italia | | | USA | G. Britan. Roy. Uni | |
| | EINFUHRLÄNDER ↓ IMPORTATEUR | | | | | | | | | | | | |
| | MAURITAN | 495 | 497 | 497 | | | | | 167 | 2000 | | | |
| | MALI | 367 | 340 | 340 | | | | | 333 | 571 | | | |
| | NIGER | 571 | 563 | 563 | | | | | 625 | 750 | | | |
| | TCHAD | 603 | 657 | 657 | | | | | 375 | 631 | 639 | 1000 | |
| | SENEGAL | 411 | 404 | 362 | | | 572 | 289 | | 1333 | | 1500 | |
| | HTE VOLTA | 452 | 362 | 362 | | | | | 598 | | | | |
| | C IVOIRE | 1063 | 1068 | 1077 | | | | | 375 | 889 | | | |
| | TOGO | 365 | 352 | 352 | | | | | 841 | | | | |
| | DAHOMÉY | 472 | 453 | 453 | | | | | 545 | | | | |
| | CAMEROUN | 413 | 406 | 406 | | | | | 1000 | 429 | | 1000 | |
| | CENTRAFR | 470 | 448 | 448 | | | | | | 3000 | 1000 | | |
| | GABON | 311 | 308 | 306 | | | | | 600 | 357 | | 308 | |
| | CONGO BRA | 350 | 357 | 353 | 417 | | 392 | | 370 | 346 | 325 | | |
| | MADAGASC | 533 | 527 | 553 | | | 296 | | | 700 | | 1000 | |
| | COMORES | 556 | 1125 | 1125 | | | | | 444 | 1000 | | | |
| | POLYNÉSIE | 788 | 656 | 656 | | | | | | 1467 | 1400 | | |
| | 692 | RESERVOIRS FUTS ETC | METALLIQ | | | | | | | | | | |
| | BEHAELTER FAESSER USW | A METALL | | | | | | | | | | | |
| 1000 DOL | ALGERIE | 3485 | 3476 | 3452 | 7 | 1 | 16 | | | 9 | 5 | 3 | |
| | MAURITAN | 74 | 72 | 72 | | | | | | 2 | | 1 | |
| | MALI | 55 | 42 | 38 | | 4 | | | 4 | 9 | 6 | 3 | |
| | NIGER | 65 | 41 | 41 | | | | | | 24 | | | |
| | TCHAD | 49 | 27 | 26 | | 1 | | | 7 | 15 | 6 | | |
| | SENEGAL | 319 | 297 | 245 | 3 | | 49 | | | 22 | 3 | | |
| | HTE VOLTA | 35 | 20 | 20 | | | | | 10 | 5 | 5 | | |
| | C IVOIRE | 324 | 289 | 288 | | 1 | | | 19 | 16 | 1 | 13 | |
| | TOGO | 64 | 44 | 36 | | | 5 | 3 | 18 | 2 | | | |
| | DAHOMÉY | 120 | 87 | 87 | | | | | 18 | 15 | 1 | | |
| | CAMEROUN | 335 | 261 | 259 | | 2 | | | 10 | 64 | 24 | 4 | |
| | CENTRAFR | 76 | 20 | 20 | | | | | 2 | 54 | 11 | | |
| | GABON | 50 | 23 | 23 | | | | | 12 | 15 | 8 | | |
| | CONGO BRA | 333 | 219 | 194 | 25 | | | | 58 | 56 | 8 | 1 | |
| | MADAGASC | 214 | 204 | 204 | | | | | 9 | 1 | | | |
| | COMORES | 26 | 10 | 10 | | | | | 16 | | | | |
| | POLYNÉSIE | 131 | 21 | 20 | | | 1 | | 45 | 65 | 58 | 2 | |
| TONNES | ALGERIE | 11525 | 11505 | 11442 | 25 | 5 | 33 | | | 20 | 1 | 4 | |
| | MAURITAN | 117 | 107 | 107 | | | | | | 10 | | 2 | |
| | MALI | 162 | 134 | 98 | | 36 | | | 11 | 17 | 5 | 12 | |
| | NIGER | 643 | 75 | 75 | | | | | | 568 | | | |
| | TCHAD | 106 | 53 | 47 | | 6 | | | 12 | 41 | 17 | | |
| | SENEGAL | 1091 | 887 | 775 | 6 | | 106 | | | 204 | 22 | | |
| | HTE VOLTA | 144 | 77 | 77 | | | | | 18 | 49 | 6 | | |
| | C IVOIRE | 607 | 536 | 532 | | 4 | | | 51 | 20 | 8 | 3 | |
| | TOGO | 134 | 49 | 41 | | | | | 64 | 21 | | | |
| | DAHOMÉY | 516 | 210 | 210 | | | 4 | 4 | 191 | 115 | 1 | | |
| | CAMEROUN | 1187 | 880 | 870 | | 10 | | | 54 | 253 | 98 | 11 | |
| | CENTRAFR | 317 | 58 | 58 | | | | | 18 | 241 | 50 | | |
| | GABON | 123 | 49 | 49 | | | | | 37 | 37 | 18 | | |
| | CONGO BRA | 883 | 513 | 442 | 71 | | | | 206 | 164 | 32 | 5 | |
| | MADAGASC | 550 | 518 | 518 | | | | | 29 | 3 | | | |
| | COMORES | 58 | 17 | 17 | | | | | 41 | | | | |
| | POLYNÉSIE | 391 | 16 | 15 | | | 1 | | 168 | 207 | 162 | 6 | |
| VAL UNIT | ALGERIE | 302 | 302 | 302 | 280 | 200 | 485 | | | 450 | 5000 | 750 | |
| | MAURITAN | 632 | 673 | 673 | | | | | | 200 | | 500 | |
| | MALI | 340 | 313 | 388 | | 111 | | | 364 | 529 | 1200 | 250 | |
| | NIGER | 101 | 547 | 547 | | | | | | 42 | | | |
| | TCHAD | 462 | 509 | 553 | | 167 | | | 583 | 366 | 353 | | |
| | SENEGAL | 292 | 335 | 316 | 500 | | 462 | | | 108 | 136 | | |
| | HTE VOLTA | 243 | 260 | 260 | | | | | 556 | 102 | 833 | | |
| | C IVOIRE | 534 | 539 | 541 | | 250 | | | 373 | 800 | 125 | 4333 | |
| | TOGO | 478 | 898 | 878 | | | 1250 | 750 | 281 | 95 | | | |
| | DAHOMÉY | 233 | 414 | 414 | | | | | 94 | 130 | 1000 | | |
| | CAMEROUN | 282 | 297 | 298 | | 200 | | | 185 | 253 | 245 | 364 | |
| | CENTRAFR | 240 | 345 | 345 | | | | | 111 | 224 | 220 | | |
| | GABON | 407 | 469 | 469 | | | | | 324 | 405 | 444 | | |
| | CONGO BRA | 377 | 427 | 439 | 352 | | | | 282 | 341 | 250 | 200 | |
| | MADAGASC | 389 | 394 | 394 | | | | | 310 | 333 | | | |
| | COMORES | 448 | 588 | 588 | | | | | 390 | | | | |
| | POLYNÉSIE | 335 | 1313 | 1333 | | | 1000 | | 268 | 314 | 358 | 333 | |
| | 693 | CABL RONCES TREILLIS ETC | METAL | | | | | | | | | | |
| | KABEL STACHELDRAHT USW | | | | | | | | | | | | |
| 1000 DOL | ALGERIE | 2963 | 2936 | 2907 | 9 | | 20 | | | 27 | 9 | 18 | |
| | MAURITAN | 93 | 93 | 93 | | | | | | | | | |
| | MALI | 98 | 90 | 87 | | | 3 | | 7 | 1 | | | |
| | NIGER | 68 | 68 | 65 | | 2 | | | | | | | |
| | TCHAD | 57 | 56 | 55 | | | 1 | | | 1 | | | |
| | SENEGAL | 474 | 459 | 442 | 1 | 1 | 15 | | | 14 | 14 | | |
| | HTE VOLTA | 116 | 87 | 86 | | | 1 | | 6 | 23 | | | |
| | C IVOIRE | 636 | 608 | 587 | 4 | 3 | 14 | | 14 | 14 | 1 | | |
| | TOGO | 59 | 54 | 54 | | | | | 5 | | | | |
| | DAHOMÉY | 42 | 38 | 32 | | 3 | 3 | | 1 | 3 | | 1 | |
| | CAMEROUN | 230 | 184 | 165 | 8 | 2 | 6 | | 3 | 45 | 37 | | |
| | CENTRAFR | 53 | 50 | 45 | | | | | | 3 | | | |
| | GABON | 434 | 340 | 323 | 6 | 2 | 9 | | 2 | 92 | 80 | 1 | |
| | CONGO BRA | 311 | 257 | 250 | 1 | 3 | 3 | | 1 | 53 | 32 | 20 | |
| | MADAGASC | 301 | 294 | 225 | 37 | 6 | 26 | | 7 | | 1 | | |
| | POLYNÉSIE | 77 | 60 | 59 | | | | | | 17 | 6 | 1 | |

Werte : 1000 \$ — Mengen : Tonnen falls nicht anders vermerkt (Abkürzungen siehe Anhang)
Einheitswerte : \$ je ausgewiesener Mengeneinheit — Y : siehe im Anhang Anmerkungen zu den Waren

Valeurs : 1000 \$ — Quantités : Tonnes sauf indication contraire (Voir abréviations en Annexe)
Valeurs unitaires : \$ par unité de quantité indiquée — Y : voir notes par produits en Annexe

import

1961

Tab. 1

| Einheit Unité | Ursprung Origine | WELT MONDE | EWG CEE | darunter : dont : | | | | | A O M | DRITTE LÄNDER PAYS TIERS | darunter : dont : | |
|------------------|---|--------------------------|--------------------------------|-------------------|----------|-----------|---------------------|--------|-------|-----------------------------------|-------------------|------------------------|
| | | | | France | U.E.B.L. | Nederland | Deutschland (BR) | Italia | | | USA | G. Britan. Roy. Uni |
| | EINFUHR-LÄNDER IMPORTATEUR | | | | | | | | | | | |
| TONNES | ALGERIE | 10428 | 10408 | 10343 | | | 64 | | | 20 | 2 | 18 |
| TONNES | MAURITAN | 209 | 208 | 208 | | | | | | 1 | | |
| TONNES | MALI | 145 | 134 | 122 | | | 12 | | 9 | 2 | | |
| TONNES | NIGER | 228 | 226 | 217 | | | | | | 2 | | |
| TONNES | TCHAD | 100 | 99 | 96 | | 6 | | 3 | | 1 | | |
| TONNES | SENEGAL | 835 | 823 | 792 | | 1 | 29 | | 1 | 11 | 11 | |
| TONNES | HTE VOLTA | 422 | 219 | 219 | | | | | 14 | 189 | | |
| TONNES | C IVOIRE | 1323 | 1289 | 1239 | 3 | 11 | 36 | | 19 | 15 | | |
| TONNES | TOGO | 115 | 111 | 111 | | | | | 3 | 1 | | |
| TONNES | DAHOMEY | 112 | 91 | 70 | | | 11 | 10 | 1 | 20 | | 2 |
| TONNES | CAMEROUN | 466 | 399 | 361 | | 10 | 6 | 13 | 9 | 67 | 47 | |
| TONNES | CENTRAFR | 115 | 112 | 97 | | | | 15 | | 3 | | |
| TONNES | GABON | 966 | 842 | 810 | | 8 | 7 | 17 | 2 | 122 | 106 | 2 |
| TONNES | CONGO BRA | 630 | 537 | 527 | | 1 | 7 | 2 | 1 | 92 | 44 | 48 |
| TONNES | MADAGASC | 704 | 695 | 512 | | 108 | 13 | 62 | 8 | 1 | | |
| TONNES | POLYNESIE | 226 | 176 | 171 | | | | 5 | | 50 | 8 | 4 |
| VAL UNIT | ALGERIE | 284 | 282 | 281 | 9000 | | | 313 | | 1350 | 4500 | 1000 |
| | MAURITAN | 445 | 447 | 447 | | | | | | | | |
| | MALI | 676 | 672 | 713 | | | | 250 | | 778 | 500 | |
| | NIGER | 298 | 301 | 300 | | | | | | | | |
| | TCHAD | 570 | 566 | 573 | | | | 333 | | 1000 | | |
| | SENEGAL | 568 | 558 | 558 | 1000 | 1000 | | 517 | 1000 | 1273 | 1273 | |
| | HTE VOLTA | 275 | 397 | 393 | | | | | 429 | 122 | | |
| | C IVOIRE | 481 | 472 | 474 | 1333 | 273 | | 389 | 737 | 933 | | |
| | TOGO | 513 | 486 | 486 | | | | | 1667 | | | |
| | DAHOMEY | 375 | 418 | 457 | | | 273 | 300 | 1000 | 150 | | 500 |
| | CAMEROUN | 494 | 461 | 457 | 800 | 333 | | 462 | | 672 | 787 | |
| | CENTRAFR | 461 | 446 | 464 | | | | 333 | | 1000 | | |
| | GABON | 449 | 404 | 399 | | 750 | 286 | 529 | 1000 | 754 | 755 | 500 |
| | CONGO BRA | 494 | 479 | 474 | 1000 | 429 | | 1500 | 1000 | 576 | 727 | 417 |
| | MADAGASC | 428 | 423 | 439 | 343 | 462 | | 419 | 875 | | | |
| | POLYNESIE | 341 | 341 | 345 | | | | 200 | | 340 | 750 | 250 |
| | 694 | CLOUTERIE ET BOULONNERIE | | | | | | | | | | |
| | | | | | | | | | | | | |
| 1000 DOL | ALGERIE | 2751 | 2535 | 2520 | | | 8 | 6 | | 216 | 132 | 72 |
| | MAURITAN | 426 | 423 | 238 | | | | 185 | | 3 | 3 | |
| | MALI | 91 | 69 | 69 | | | | | 17 | 5 | 2 | 1 |
| | NIGER | 37 | 29 | 29 | | | | | 6 | 1 | 1 | |
| | TCHAD | 139 | 97 | 84 | | 4 | | 9 | 3 | 39 | 24 | 8 |
| | SENEGAL | 326 | 305 | 301 | | | | 3 | 1 | 21 | 15 | 3 |
| | HTE VOLTA | 103 | 93 | 93 | | | | | | 1 | | |
| | C IVOIRE | 498 | 418 | 392 | | 3 | 1 | 15 | 7 | 80 | 67 | 9 |
| | TOGO | 74 | 61 | 46 | | | | 10 | 5 | 9 | 1 | 1 |
| | DAHOMEY | 123 | 58 | 53 | | | | 5 | | 65 | 1 | |
| | CAMEROUN | 265 | 181 | 145 | | 2 | | 20 | 14 | 19 | 65 | 50 |
| | CENTRAFR | 112 | 77 | 70 | | | | 3 | 2 | 23 | 12 | 8 |
| | GABON | 301 | 138 | 104 | | 12 | | 20 | 2 | 21 | 142 | 125 |
| | CONGO BRA | 491 | 336 | 296 | | 4 | 4 | 32 | 43 | 112 | 86 | 15 |
| | MADAGASC | 436 | 412 | 393 | | 5 | 1 | 4 | 9 | 24 | 19 | 5 |
| | COMORES | 7 | 4 | 4 | | | | | | 3 | | |
| | POLYNESIE | 71 | 43 | 41 | | | | 2 | | 28 | 9 | 6 |
| TONNES | ALGERIE | 6220 | 6167 | 6160 | | | | 3 | 4 | 53 | 26 | 25 |
| TONNES | MAURITAN | 1376 | 1375 | 499 | | | | | 876 | 1 | 1 | |
| TONNES | MALI | 216 | 147 | 147 | | | | | | 68 | 1 | |
| TONNES | NIGER | 82 | 61 | 61 | | | | | | 18 | 1 | |
| TONNES | TCHAD | 139 | 95 | 88 | | 4 | | | 11 | 33 | 5 | 2 |
| TONNES | SENEGAL | 534 | 527 | 524 | | | | 3 | | 7 | 6 | 1 |
| TONNES | HTE VOLTA | 171 | 142 | 142 | | | | 2 | 1 | 1 | | |
| TONNES | C IVOIRE | 597 | 566 | 548 | | 1 | | | 28 | 31 | 21 | 4 |
| TONNES | TOGO | 244 | 194 | 145 | | | | 13 | 4 | 8 | 1 | |
| TONNES | DAHOMEY | 444 | 188 | 174 | | | | 25 | 24 | 42 | 8 | |
| TONNES | CAMEROUN | 592 | 441 | 317 | | 10 | | 14 | | 256 | | |
| TONNES | CENTRAFR | 258 | 139 | 126 | | 1 | | 37 | 77 | 91 | 60 | 20 |
| TONNES | GABON | 389 | 181 | 158 | | 2 | | 1 | 11 | 115 | 4 | 3 |
| TONNES | CONGO BRA | 1079 | 786 | 759 | | 1 | | 12 | 9 | 110 | 98 | 53 |
| TONNES | MADAGASC | 1454 | 1446 | 1371 | | 24 | | 22 | | 209 | 84 | 31 |
| TONNES | COMORES | 15 | 12 | 12 | | | | 2 | 49 | 8 | 7 | 2 |
| TONNES | POLYNESIE | 250 | 182 | 180 | | | | 2 | | 3 | 68 | 10 |
| VAL UNIT | ALGERIE | 442 | 411 | 409 | | | | 2667 | 1500 | 4075 | 5077 | 2880 |
| | MAURITAN | 310 | 308 | 477 | | | | | 211 | 3000 | 3000 | |
| | MALI | 421 | 469 | 469 | | | | | | 250 | 5000 | |
| | NIGER | 451 | 475 | 475 | | | | | | 333 | 1000 | 1000 |
| | TCHAD | 1000 | 1021 | 955 | | 1000 | | 3000 | | 273 | 1182 | 4800 |
| | SENEGAL | 610 | 579 | 574 | | | | 1500 | 1000 | 3000 | 2500 | 3000 |
| | HTE VOLTA | 602 | 655 | 655 | | | | | | 321 | 1000 | |
| | C IVOIRE | 834 | 739 | 715 | | 3000 | | 1154 | 1750 | 2581 | 3190 | 2250 |
| | TOGO | 303 | 314 | 317 | | | | 400 | 208 | 214 | 500 | 1000 |
| | DAHOMEY | 277 | 309 | 305 | | | | 357 | | 254 | | |
| | CAMEROUN | 448 | 410 | 457 | | 200 | | 541 | 182 | 209 | 1083 | 2500 |
| | CENTRAFR | 434 | 554 | 556 | | 2000 | | 3000 | 182 | 200 | 3000 | 2667 |
| | GABON | 774 | 762 | 658 | | 6000 | | 1667 | 222 | 191 | 1449 | 2358 |
| | CONGO BRA | 455 | 427 | 390 | | 4000 | | 1455 | | 205 | 1333 | 2774 |
| | MADAGASC | 300 | 285 | 287 | | 208 | | 2000 | 184 | 3000 | 2714 | 2500 |
| | COMORES | 467 | 333 | 333 | | | | | | 1000 | | |
| | POLYNESIE | 284 | 236 | 228 | | | | 1000 | | 412 | 900 | 429 |
| | Y | 695 | OUTILLAGE EN METAUX COMMUNS | | | | | | | | | |
| | | | | | | | | | | | | |
| 1000 DOL | ALGERIE | 8412 | 7847 | 7760 | 26 | | 9 | 45 | 7 | 565 | 382 | 93 |
| | MAURITAN | 267 | 211 | 211 | | | | | | 54 | 30 | 3 |
| | Y | 695 | WERKZEUGE AUS UNEDLEN METALLEN | | | | | | | | | |
| | | | | | | | | | | | | |

Werte : 1000 \$ — Mengen : Tonnen falls nicht anders vermerkt (Abkürzungen siehe Anhang)

Einheitswerte : \$ je ausgewiesener Mengeneinheit — Y : siehe im Anhang Anmerkungen zu den Waren

Valeurs : 1000 \$ — Quantités : Tonnes sauf indication contraire (Voir abréviations en Annexe)

Valeurs unitaires : \$ par unité de quantité indiquée — Y : voir notes par produits en Annexe

i m p o r t

1961

Tab. 1

| Einheit Unité | Ursprung Origine | WELT MONDE | EWG CEE | darunter : dont : | | | | | A O M | DRITTE LÄNDER PAYS TIERS | darunter : dont : | |
|------------------|---------------------------|---------------|------------|-------------------|----------|-----------|---------------------|--------|-------|-----------------------------------|-------------------|------------------------|
| | | | | France | U.E.B.L. | Nederland | Deutschland (BR) | Italia | | | USA | G. Britan. Roy. Uni |
| | EINFUHRLÄNDER | | | | | | | | | | | |
| | IMPORTATEUR | | | | | | | | | | | |
| | MALI | 153 | 146 | 136 | | 3 | 7 | | 2 | 5 | 3 | 1 |
| | NIGER | 86 | 84 | 64 | | | 20 | | | 2 | | |
| | TCHAD | 122 | 116 | 100 | | 1 | 15 | | | 6 | 4 | |
| | SENEGAL | 595 | 547 | 516 | | 5 | 24 | | 2 | 48 | 28 | 9 |
| | HTE VOLTA | 157 | 148 | 143 | | 1 | 3 | | | 9 | 1 | 1 |
| | C IVOIRE | 1249 | 934 | 730 | | 8 | 59 | 134 | 3 | 315 | 19 | 270 |
| | TOGO | 111 | 71 | 60 | | 2 | 2 | 7 | | 5 | 34 | 5 |
| | DAHOMÉY | 104 | 83 | 75 | | 1 | 3 | 4 | | 6 | 15 | 1 |
| | CAMEROUN | 630 | 455 | 344 | | 12 | 26 | 69 | 4 | 175 | 12 | 82 |
| | CENTRAFR | 235 | 193 | 148 | | 5 | 5 | 34 | 1 | 27 | 15 | 9 |
| | GABON | 489 | 403 | 310 | | 12 | 15 | 66 | | 3 | 83 | 55 |
| | CONGO BRA | 623 | 521 | 406 | | 22 | 16 | 76 | 1 | 31 | 71 | 34 |
| | MADAGASC | 863 | 798 | 679 | | 1 | 9 | 80 | 29 | 4 | 61 | 17 |
| | COMORES | 16 | 10 | 9 | | | | 1 | | 6 | | |
| | ST P MIQ | 16 | 12 | 10 | | | | 2 | | | 4 | 1 |
| | N CALEDO | 252 | 199 | 194 | | | | 4 | 1 | | 53 | 18 |
| | POLYNESIE | 187 | 117 | 99 | | | | 17 | | | 70 | 49 |
| TONNES | ALGERIE | 2641 | 2519 | 2494 | | 1 | 2 | 16 | 6 | | 122 | 52 |
| TONNES | MAURITAN | 144 | 106 | 106 | | | | | | 15 | 22 | 2 |
| TONNES | MALI | 109 | 103 | 93 | | | 2 | 8 | | 4 | 2 | 1 |
| TONNES | NIGER | 70 | 64 | 43 | | | | 21 | | | 6 | |
| TONNES | TCHAD | 92 | 85 | 76 | | | 1 | 8 | | | 7 | |
| TONNES | SENEGAL | 335 | 305 | 277 | | | 2 | 26 | | | 30 | 5 |
| TONNES | HTE VOLTA | 141 | 135 | 128 | | | 1 | 5 | | | 6 | 1 |
| TONNES | C IVOIRE | 1278 | 774 | 540 | | 5 | 34 | 193 | 2 | | 504 | 7 |
| TONNES | TOGO | 130 | 56 | 43 | | | 4 | 1 | | | 8 | 2 |
| TONNES | DAHOMÉY | 82 | 55 | 43 | | | 2 | 3 | | 24 | 48 | 38 |
| TONNES | CAMEROUN | 920 | 609 | 472 | | 25 | 12 | 95 | 5 | | 311 | 14 |
| TONNES | CENTRAFR | 295 | 226 | 170 | | 11 | 2 | 43 | | 52 | 17 | 4 |
| TONNES | GABON | 571 | 520 | 445 | | 23 | 7 | 45 | | 4 | 47 | 13 |
| TONNES | CONGO BRA | 638 | 560 | 415 | | 45 | 13 | 86 | 1 | 3 | 75 | 8 |
| TONNES | MADAGASC | 818 | 746 | 574 | | 2 | 4 | 118 | 48 | | 72 | 4 |
| TONNES | COMORES | 12 | 7 | 4 | | | | 2 | | 4 | 1 | |
| TONNES | ST P MIQ | 8 | 5 | 4 | | | | 1 | | | 3 | 1 |
| TONNES | N CALEDO | 114 | 88 | 84 | | | | 2 | 2 | | 26 | 7 |
| TONNES | POLYNESIE | 99 | 58 | 47 | | | | 11 | | | 41 | 22 |
| VAL UNIT | ALGERIE | 3185 | 3115 | 3111 | 26000 | 4500 | 2813 | 1167 | | 4631 | 7346 | 4043 |
| | MAURITAN | 1854 | 1991 | 1991 | | | | | 67 | 2455 | 15000 | 3000 |
| | MALI | 1404 | 1417 | 1462 | | 1500 | 875 | | 500 | 2500 | | |
| | NIGER | 1229 | 1313 | 1488 | | | 952 | | | 333 | | |
| | TCHAD | 1326 | 1365 | 1316 | | 1000 | 1875 | | | 857 | 1333 | |
| | SENEGAL | 1776 | 1793 | 1863 | | | 2500 | 923 | | 1600 | 5600 | 1800 |
| | HTE VOLTA | 1113 | 1096 | 1117 | | 1000 | 600 | 1000 | | 1500 | | 1000 |
| | C IVOIRE | 977 | 1207 | 1352 | 1600 | 1735 | 694 | 1500 | | 625 | 2714 | 584 |
| | TOGO | 854 | 1268 | 1395 | 500 | 2000 | 875 | | 208 | 708 | 2500 | 632 |
| | DAHOMÉY | 1268 | 1509 | 1744 | 500 | 1000 | 571 | | 1200 | 682 | | 667 |
| | CAMEROUN | 685 | 747 | 729 | 480 | 2167 | 726 | 800 | | 563 | 857 | 566 |
| | CENTRAFR | 797 | 854 | 871 | 455 | 2500 | 791 | | 519 | 882 | 2250 | 500 |
| | GABON | 856 | 775 | 697 | 522 | 2143 | 1467 | | 750 | 1766 | 4231 | 1000 |
| | CONGO BRA | 976 | 930 | 978 | 489 | 1231 | 884 | 1000 | 10333 | 947 | 4250 | 1500 |
| | MADAGASC | 1055 | 1070 | 1183 | 500 | 2250 | 678 | 604 | | 847 | 4250 | |
| | COMORES | 1333 | 1429 | 1800 | | | 500 | | 1500 | | | |
| | ST P MIQ | 2000 | 2400 | 2500 | | | 2000 | | | 1333 | 1000 | 1000 |
| | N CALEDO | 2211 | 2261 | 2310 | | | 2000 | 500 | | 2038 | 2571 | 1167 |
| | POLYNESIE | 1889 | 2017 | 2106 | | | 1545 | | | 1707 | 2227 | 1500 |
| Y | 696 | | | | | | | | | | | |
| | COUTELLERIE ET COUVERTS | | | | | | | | | | | |
| | SCHNEIDWAREN UND BESTECKE | | | | | | | | | | | |
| 1000 DOL | ALGERIE | 1634 | 1601 | 1577 | | | 19 | 5 | | 33 | 5 | 23 |
| | MAURITAN | 14 | 14 | 14 | | | | | | | | |
| | MALI | 62 | 48 | 40 | | | 7 | 1 | 1 | 13 | | |
| | NIGER | 4 | 3 | 3 | | | | | | 1 | | |
| | TCHAD | 21 | 21 | 17 | | | 4 | | | | | |
| | SENEGAL | 415 | 363 | 338 | | 1 | 24 | | | 52 | 1 | 2 |
| | HTE VOLTA | 19 | 17 | 16 | | | 1 | | | 2 | | |
| | C IVOIRE | 417 | 406 | 325 | | 1 | 80 | | | 11 | 2 | 3 |
| | TOGO | 12 | 12 | 10 | | | 2 | | | | | |
| | DAHOMÉY | 25 | 23 | 23 | | | | | | 2 | | |
| | CAMEROUN | 173 | 161 | 134 | | 1 | 22 | 4 | | 12 | 1 | 7 |
| | CENTRAFR | 41 | 40 | 28 | | | 12 | | | 1 | | |
| | GABON | 72 | 70 | 63 | | | 7 | | | 2 | | |
| | CONGO BRA | 131 | 125 | 90 | | | 34 | | | 6 | | |
| | MADAGASC | 340 | 332 | 249 | | 1 | 82 | | | 8 | | |
| | REUNION | 320 | 317 | 311 | | | 4 | | 1 | 3 | | 1 |
| | COMORES | 6 | 5 | 5 | | | | | | 1 | | |
| | GUADELOUP | 293 | 270 | 254 | | 2 | 13 | | | 23 | 4 | 16 |
| | MARTINIQ | 284 | 241 | 237 | | 1 | 2 | | 1 | 43 | 7 | 30 |
| | GUYANE | 59 | 56 | 54 | | | 2 | | | 3 | 3 | |
| | N CALEDO | 73 | 70 | 68 | | | 2 | | | 3 | | 2 |
| | POLYNESIE | 46 | 43 | 39 | | | 3 | | | 3 | 2 | 2 |
| TONNES | ALGERIE | 448 | 441 | 434 | | | 5 | 2 | | 7 | 1 | 5 |
| TONNES | MAURITAN | 3 | 3 | 3 | | | | | | | | |
| TONNES | MALI | 24 | 17 | 13 | | | 4 | | 1 | 6 | | |
| TONNES | NIGER | 1 | 1 | 1 | | | | | | | | |
| TONNES | TCHAD | 7 | 7 | 5 | | | 2 | | | | | |
| TONNES | SENEGAL | 153 | 123 | 112 | | 1 | 10 | | | 30 | | 1 |
| TONNES | HTE VOLTA | 10 | 6 | 5 | | | 1 | | | 4 | | |
| TONNES | C IVOIRE | 235 | 229 | 185 | | 1 | 43 | | | 6 | 1 | 1 |
| TONNES | TOGO | 4 | 4 | 3 | | | 1 | | | | | |
| TONNES | DAHOMÉY | 14 | 13 | 13 | | | | | | 1 | | |

Werte: 1000 \$ — Mengen: Tonnen falls nicht anders vermerkt (Abkürzungen siehe Anhang)
Einheitswerte: \$ je ausgewiesener Mengeneinheit — Y: siehe im Anhang Anmerkungen zu den Waren

Valeurs: 1000 \$ — Quantités: Tonnes sauf indication contraire (Voir abréviations en Annexe)
Valeurs unitaires: \$ par unité de quantité indiquée — Y: voir notes par produits en Annexe

import

1961

Tab. 1

| Einheit Unité | Ursprung Origine | WELT MONDE | EWG CEE | darunter: dont: | | | | | AOM | DRITTE LÄNDER PAYS TIERS | darunter: dont: | | |
|------------------|------------------------------------|-----------------------------|------------|-----------------|----------|-----------|---------------------|--------|------|-----------------------------------|-----------------|------------------------|----|
| | | | | France | U.E.B.L. | Nederland | Deutschland (BR) | Italia | | | USA | G. Britan. Roy. Uni | |
| | EINFUHLRLÄNDER ↓ IMPORTATEUR | | | | | | | | | | | | |
| TONNES | CAMEROUN | 99 | 84 | 70 | | | 10 | 4 | | 15 | | 13 | |
| TONNES | CENTRAFR | 15 | 15 | 9 | | | 6 | | | | | | |
| TONNES | GABON | 26 | 25 | 22 | | | 3 | | | 1 | | | |
| TONNES | CONGO BRA | 137 | 131 | 114 | | | 17 | | | 6 | | | |
| TONNES | MADAGASC | 144 | 141 | 104 | | | 36 | | | 3 | | | |
| TONNES | REUNION | 149 | 148 | 143 | | | 4 | | | 1 | | | |
| TONNES | COMORES | 2 | 2 | | | | | | | | | | |
| TONNES | GADELOUP | 159 | 141 | 134 | | | 6 | | | 18 | 1 | 14 | |
| TONNES | MARTINIQ | 138 | 113 | 112 | | | 1 | | | 25 | 2 | 18 | |
| TONNES | GUYANE | 36 | 35 | 33 | | | 2 | | | 1 | 1 | | |
| TONNES | N CALEDO | 17 | 15 | 15 | | | | | | 2 | | 1 | |
| TONNES | POLYNESIE | 12 | 10 | 10 | | | | | | 2 | | | |
| VAL UNIT | ALGERIE | 3647 | 3630 | 3634 | | | 3800 | 2500 | | 4714 | 5000 | 4600 | |
| | MAURITAN | 4667 | 4667 | 4667 | | | | | | | | | |
| | MALI | 2583 | 2824 | 3077 | | | 1750 | | 1000 | 2167 | | | |
| | NIGER | 4000 | 3000 | 3000 | | | | | | | | | |
| | TCHAD | 3000 | 3000 | 3400 | | | 2000 | | | | | | |
| | SENEGAL | 2712 | 2951 | 3018 | | 1000 | 2400 | | | 1733 | | 2000 | |
| | HTE VOLTA | 1900 | 2833 | 3200 | | | 1000 | | | 500 | | | |
| | C IVOIRE | 1774 | 1773 | 1757 | | 1000 | 1860 | | | 1833 | 2000 | 3000 | |
| | TOGO | 3000 | 3000 | 3333 | | | 2000 | | | | | | |
| | DAHOMEY | 1786 | 1769 | 1769 | | | | | | 2000 | | | |
| | CAMEROUN | 1747 | 1917 | 1914 | | | 2200 | 1000 | | 800 | | 538 | |
| | CENTRAFR | 2733 | 2667 | 3111 | | | 2000 | | | | | | |
| | GABON | 2769 | 2800 | 2864 | | | 2333 | | | 2000 | | | |
| | CONGO BRA | 956 | 954 | 789 | | | 2000 | | | 1000 | | | |
| | MADAGASC | 2361 | 2355 | 2394 | | 1000 | 2278 | | | 2667 | | | |
| | REUNION | 2148 | 2142 | 2175 | | | 1000 | | | 3000 | | | |
| | COMORES | 3000 | 2500 | 2500 | | | | | | | | | |
| | GADELOUP | 1843 | 1915 | 1896 | | | 2000 | | | 1278 | 4000 | 1143 | |
| | MARTINIQ | 2058 | 2133 | 2116 | | | 2000 | | | 1720 | 3500 | 1667 | |
| | GUYANE | 1639 | 1600 | 1636 | | | 1000 | | | 3000 | 3000 | | |
| | N CALEDO | 4294 | 4667 | 4533 | | | | | | 1500 | | 2000 | |
| | POLYNESIE | 3833 | 4300 | 3900 | | | | | | 1500 | | | |
| Y | 697 | ARTICLES METAL USAGE DOMEST | | | | | | | | | | | |
| 1000 DOL | ALGERIE | 7018 | 6344 | 6098 | 10 | 42 | 35 | 159 | | | 674 | 1 | 18 |
| | MAURITAN | 59 | 59 | 59 | | | | | | | | | |
| | MALI | 505 | 321 | 307 | 3 | | 4 | 7 | 14 | 170 | 1 | | |
| | NIGER | 231 | 48 | 47 | | | 1 | | 13 | 170 | 2 | | |
| | TCHAD | 83 | 56 | 51 | | 2 | 3 | | 16 | 11 | 3 | 4 | |
| | SENEGAL | 1344 | 802 | 757 | 10 | 5 | 18 | 12 | 3 | 539 | | 4 | |
| | HTE VOLTA | 613 | 128 | 118 | | | 6 | 4 | | 485 | 3 | 1 | |
| | C IVOIRE | 2485 | 1589 | 1313 | 33 | 3 | 202 | 38 | 25 | 871 | 2 | 39 | |
| | TOGO | 25 | 19 | 18 | | | 1 | | 4 | 2 | | | |
| | DAHOMEY | 321 | 147 | 76 | | | 64 | 7 | 19 | 155 | | 2 | |
| | CAMEROUN | 806 | 435 | 275 | 28 | 11 | 110 | 11 | 3 | 368 | 19 | 1 | |
| | CENTRAFR | 67 | 48 | 46 | | | 2 | | 2 | 17 | 8 | 2 | |
| | GABON | 143 | 111 | 104 | | | 7 | | 24 | 8 | 4 | | |
| | CONGO BRA | 268 | 224 | 198 | 4 | 1 | 19 | 2 | 8 | 36 | 4 | 2 | |
| | MADAGASC | 880 | 608 | 548 | 4 | | 56 | | 4 | 268 | 6 | 2 | |
| | REUNION | 93 | 89 | 89 | | | | | 2 | 2 | | | |
| | COMORES | 22 | 18 | 18 | | | | | 2 | 2 | | | |
| | GADELOUP | 121 | 118 | 118 | | | | | 3 | | | | |
| | MARTINIQ | 115 | 113 | 111 | | | 2 | | 2 | | | | |
| | GUYANE | 18 | 18 | 18 | | | | | | | | | |
| | POLYNESIE | 218 | 155 | 140 | | 7 | 8 | | | 63 | 41 | 3 | |
| TONNES | ALGERIE | 7056 | 6311 | 6084 | 6 | 32 | 48 | 141 | | 745 | 1 | 13 | |
| TONNES | MAURITAN | 95 | 94 | 94 | | | | | | 1 | | | |
| TONNES | MALI | 1016 | 640 | 619 | 11 | | 3 | 7 | 20 | 356 | | | |
| TONNES | NIGER | 239 | 43 | 41 | | | 2 | | 15 | 181 | 1 | | |
| TONNES | TCHAD | 58 | 42 | 35 | | 1 | 6 | | 9 | 7 | 2 | 1 | |
| TONNES | SENEGAL | 2495 | 1296 | 1217 | 31 | 5 | 33 | 10 | 2 | 1197 | | 1 | |
| TONNES | HTE VOLTA | 738 | 231 | 219 | | | 8 | 4 | | 507 | 2 | | |
| TONNES | C IVOIRE | 4777 | 2664 | 2261 | 91 | 2 | 278 | 32 | 16 | 2097 | 1 | 76 | |
| TONNES | TOGO | 16 | 13 | 12 | | | 1 | | 2 | 1 | | | |
| TONNES | DAHOMEY | 501 | 192 | 103 | | | 83 | 6 | 26 | 283 | | 4 | |
| TONNES | CAMEROUN | 1369 | 681 | 387 | 100 | 20 | 165 | 9 | 3 | 685 | 11 | 1 | |
| TONNES | CENTRAFR | 43 | 33 | 29 | | | 4 | | 1 | 9 | 5 | 1 | |
| TONNES | GABON | 135 | 115 | 105 | | | 10 | | 14 | 6 | 3 | | |
| TONNES | CONGO BRA | 320 | 274 | 243 | 3 | 1 | 26 | 1 | 11 | 35 | 3 | | |
| TONNES | MADAGASC | 1245 | 864 | 805 | 10 | | 49 | | 5 | 376 | 2 | 2 | |
| TONNES | REUNION | 49 | 46 | 46 | | | | | 1 | 2 | | | |
| TONNES | COMORES | 18 | 15 | 15 | | | | | 1 | 2 | | | |
| TONNES | GADELOUP | 58 | 56 | 56 | | | | | 2 | | | | |
| TONNES | MARTINIQ | 63 | 62 | 62 | | | | | 1 | | | | |
| TONNES | GUYANE | 9 | 8 | 8 | | | | | | 1 | | | |
| TONNES | POLYNESIE | 197 | 144 | 133 | | 6 | 5 | | | 53 | 27 | 4 | |
| VAL UNIT | ALGERIE | 995 | 1005 | 1002 | 1667 | 1313 | 729 | 1128 | | 905 | 1000 | 1385 | |
| | MAURITAN | 621 | 628 | 628 | | | | | | | | | |
| | MALI | 497 | 502 | 496 | 273 | | 1333 | 1000 | 700 | 478 | | | |
| | NIGER | 967 | 1116 | 1146 | | | 500 | | 867 | 939 | 2000 | 4000 | |
| | TCHAD | 1431 | 1333 | 1457 | | 2000 | 500 | | 1778 | 1571 | 1500 | 4000 | |
| | SENEGAL | 539 | 619 | 622 | 323 | 1000 | 545 | 1200 | 1500 | 450 | | 4000 | |
| | HTE VOLTA | 831 | 554 | 539 | | | 750 | 1000 | | 957 | 1500 | | |
| | C IVOIRE | 520 | 596 | 521 | 363 | 1500 | 727 | 1188 | 1563 | 415 | 2000 | 513 | |
| | TOGO | 1563 | 1462 | 1500 | | | 1000 | | 2000 | 2000 | | | |
| | DAHOMEY | 641 | 766 | 738 | | | 771 | 1167 | 731 | 548 | | 500 | |
| | CAMEROUN | 589 | 639 | 711 | 280 | 550 | 667 | 1222 | 1000 | 537 | 1727 | 1000 | |
| | CENTRAFR | 1558 | 1455 | 1586 | | | 500 | | 2000 | 1889 | 1600 | 2000 | |

Werte: 1000 \$ — Mengen: Tonnen falls nicht anders vermerkt (Abkürzungen siehe Anhang)
Einheitswerte: \$ je ausgewiesener Mengeneinheit — Y: siehe im Anhang Anmerkungen zu den Waren

Valeurs: 1000 \$ — Quantités: Tonnes sauf indication contraire (Voir abréviations en Annexe)
Valeurs unitaires: \$ par unité de quantité indiquée — Y: voir notes par produits en Annexe

import

1961

Tab. 1

| Einheit Unité | Ursprung Origine | WELT MONDE | EWG CEE | darunter : dont : | | | | | AOM | DRITTE LÄNDER PAYS TIERS | darunter : dont : | |
|------------------|-----------------------------------|-----------------------------------|------------|-------------------|----------|-----------|---------------------|--------|------|-----------------------------------|-------------------|------------------------|
| | | | | France | U.E.B.L. | Nederland | Deutschland (BR) | Italia | | | USA | G. Britan. Roy. Uni |
| | EINFUHRLÄNDER ↓ IMPORTATEUR | | | | | | | | | | | |
| | GABON | 1059 | 965 | 990 | | | 700 | | 1714 | 1333 | 1333 | |
| | CONGO BRA | 838 | 818 | 815 | 1333 | 1000 | 731 | 2000 | 727 | 1029 | 1333 | |
| | MADAGASC | 707 | 704 | 681 | 400 | | 1143 | | 800 | 713 | 3000 | 1000 |
| | REUNION | 1898 | 1935 | 1935 | | | | | 2000 | 1000 | | |
| | COMORES | 1222 | 1200 | 1200 | | | | | 2000 | 1000 | | |
| | GUADELOUP | 2086 | 2107 | 2107 | | | | | 1500 | | | |
| | MARTINIQ | 1825 | 1823 | 1790 | | | | | 2000 | | | |
| | GUYANE | 2000 | 2250 | 2250 | | | | | | | | |
| | POLYNESIE | 1107 | 1076 | 1053 | | 1167 | 1600 | | | 1189 | 1519 | 750 |
| | 698 | AUT ART MANUF EN MET COMM NDA | | | | | | | | | | |
| | AND BEARB WAREN A UNEDL METALL | | | | | | | | | | | |
| 1000 DOL | ALGERIE | 9436 | 9047 | 8909 | 1 | 10 | 61 | 66 | | 389 | 178 | 93 |
| | MAURITAN | 183 | 174 | 174 | | | | | | 9 | 4 | |
| | MALI | 276 | 245 | 227 | | | 16 | 2 | 13 | 18 | 1 | 1 |
| | NIGER | 127 | 109 | 106 | | 1 | 2 | | 7 | 11 | 1 | |
| | TCHAD | 190 | 181 | 164 | | 1 | 16 | | 4 | 5 | 1 | 1 |
| | SENEGAL | 1371 | 1133 | 1017 | 6 | 12 | 68 | 30 | 46 | 192 | 61 | 21 |
| | HTE VOLTA | 345 | 282 | 271 | | | 11 | | 4 | 59 | 2 | 8 |
| | C IVOIRE | 2157 | 1750 | 1625 | 15 | 3 | 70 | 37 | 62 | 345 | 68 | 89 |
| | TOGO | 165 | 135 | 117 | | 1 | 14 | 3 | 14 | 16 | 3 | 8 |
| | DAHOMEY | 263 | 188 | 177 | | 1 | 10 | | 23 | 52 | 4 | |
| | CAMEROUN | 907 | 809 | 691 | | | 116 | 2 | 33 | 65 | 12 | 22 |
| | CENTRAFR | 224 | 209 | 186 | 3 | | 18 | 2 | 18 | 15 | 9 | 1 |
| | GABON | 362 | 310 | 271 | | 1 | 34 | 4 | 17 | 35 | 23 | 4 |
| | CONGO BRA | 863 | 692 | 623 | 9 | 6 | 54 | | 78 | 93 | 40 | 19 |
| | CF SOMAL | 3187 | 2463 | 1906 | 103 | 64 | 226 | 164 | 5 | 719 | 186 | 220 |
| | SOMALIE | 955 | 710 | | 9 | | | 700 | | 245 | 65 | 22 |
| | MADAGASC | 1355 | 1261 | 1166 | 8 | 8 | 78 | | 18 | 76 | 33 | 12 |
| | COMORES | 42 | 32 | 32 | | | | | 9 | 1 | | |
| | ST P MIQ | 11 | 5 | 5 | | | | | | 6 | 1 | 2 |
| | N CALEDO | 264 | 204 | 201 | | | | 3 | | 59 | 14 | 7 |
| | POLYNESIE | 179 | 138 | 131 | 2 | | 5 | | 1 | 40 | 26 | 7 |
| TONNES | ALGERIE | 13127 | 12923 | 12787 | 1 | 17 | 41 | 77 | | 204 | 109 | 40 |
| | MAURITAN | 210 | 198 | 198 | | | | | | 12 | 2 | |
| | MALI | 401 | 363 | 340 | | | 21 | 2 | 14 | 24 | 2 | 2 |
| | NIGER | 163 | 139 | 135 | | 1 | 3 | | 10 | 14 | 1 | |
| | TCHAD | 179 | 169 | 152 | | 1 | 16 | | 5 | 5 | 1 | 2 |
| | SENEGAL | 1617 | 1311 | 1160 | 9 | 19 | 76 | 47 | 106 | 200 | 31 | 14 |
| | HTE VOLTA | 660 | 465 | 453 | | | 12 | | 10 | 185 | 1 | 4 |
| | C IVOIRE | 2753 | 2201 | 2059 | 22 | 1 | 68 | 51 | 132 | 420 | 46 | 86 |
| | TOGO | 187 | 154 | 131 | | 1 | 20 | 2 | 17 | 16 | 2 | 7 |
| | DAHOMEY | 352 | 223 | 210 | | | 13 | | 52 | 77 | 2 | |
| | CAMEROUN | 1142 | 1012 | 868 | | | 143 | 1 | 62 | 68 | 7 | 23 |
| | CENTRAFR | 217 | 211 | 192 | 1 | | 17 | 1 | 17 | 6 | 4 | 1 |
| | GABON | 384 | 326 | 284 | | 1 | 36 | 5 | 31 | 27 | 7 | 5 |
| | CONGO BRA | 1059 | 797 | 736 | 4 | 3 | 54 | | 180 | 82 | 18 | 18 |
| | CF SOMAL | 5213 | 3264 | 2031 | 658 | 43 | 226 | 306 | 129 | 1820 | 114 | 444 |
| | SOMALIE | 3304 | 2836 | | 43 | | | 2793 | | 468 | 81 | 32 |
| | MADAGASC | 1934 | 1821 | 1663 | 15 | 8 | 134 | | 35 | 78 | 33 | 7 |
| | COMORES | 55 | 46 | 46 | | | | | 8 | 1 | | |
| | ST P MIQ | 6 | 3 | 3 | | | | | | 3 | 1 | 1 |
| | N CALEDO | 191 | 158 | 157 | | | | 1 | | 33 | 2 | 7 |
| | POLYNESIE | 183 | 142 | 134 | 3 | | 5 | | 1 | 40 | 19 | 13 |
| VAL UNIT | ALGERIE | 719 | 700 | 697 | 1000 | 588 | 1488 | 857 | | 1907 | 1633 | 2325 |
| | MAURITAN | 871 | 879 | 879 | | | | | | 750 | 2000 | |
| | MALI | 688 | 675 | 668 | | | 762 | 1000 | 929 | 750 | 500 | 500 |
| | NIGER | 779 | 784 | 785 | | 1000 | 667 | | 700 | 786 | 1000 | |
| | TCHAD | 1061 | 1071 | 1079 | | 1000 | 1000 | | 800 | 1000 | 1000 | 500 |
| | SENEGAL | 848 | 864 | 877 | 667 | 632 | 895 | 638 | 434 | 960 | 1968 | 1500 |
| | HTE VOLTA | 523 | 606 | 598 | | | 917 | | 400 | 319 | 2000 | 2000 |
| | C IVOIRE | 784 | 795 | 789 | 682 | 3000 | 1029 | 725 | 470 | 821 | 1478 | 1035 |
| | TOGO | 882 | 877 | 893 | | 1000 | 700 | 1500 | 824 | 1000 | 1500 | 1143 |
| | DAHOMEY | 747 | 843 | 843 | | | 769 | | 442 | 675 | 2000 | |
| | CAMEROUN | 794 | 799 | 796 | | | 811 | 2000 | 532 | 956 | 1714 | 957 |
| | CENTRAFR | 1032 | 991 | 969 | 3000 | | 1059 | 2000 | 2000 | 2500 | 2250 | 1000 |
| | GABON | 943 | 951 | 954 | | 1000 | 944 | 800 | 548 | 1296 | 3286 | 800 |
| | CONGO BRA | 815 | 868 | 846 | 2250 | 2000 | 1000 | | 433 | 1134 | 2222 | 1056 |
| | CF SOMAL | 611 | 755 | 938 | 157 | 1488 | 1000 | | 536 | 39 | 395 | 1632 |
| | SOMALIE | 289 | 250 | | 209 | | | | 251 | 524 | 802 | 688 |
| | MADAGASC | 701 | 692 | 701 | 533 | 1000 | 582 | 1000 | 514 | 974 | 1000 | 1714 |
| | COMORES | 764 | 696 | 696 | | | | | 1125 | 1000 | | |
| | ST P MIQ | 1833 | 1667 | 1667 | | | | | | 2000 | 1000 | 2000 |
| | N CALEDO | 1382 | 1291 | 1280 | | | | 3000 | | 1788 | 7000 | 1000 |
| | POLYNESIE | 978 | 972 | 978 | 667 | | 1000 | | 1000 | 1000 | 1368 | 538 |
| | 7 | MACHINES ET MATERIEL DE TRANSPORT | | | | | | | | | | |
| | MASCHINEN UND FAHRZEUGE | | | | | | | | | | | |
| 1000 DOL | ALGERIE | 194741 | 175906 | 167839 | 304 | 589 | 5565 | 1609 | | 18835 | 11183 | 5491 |
| | MAURITAN | 12189 | 8455 | 8209 | 1 | 16 | 219 | 10 | 261 | 3473 | 3015 | 317 |
| | MALI | 6276 | 5281 | 4836 | 3 | 34 | 317 | 91 | 192 | 803 | 326 | 356 |
| | NIGER | 3289 | 2551 | 2282 | 8 | 15 | 211 | 35 | 171 | 560 | 272 | 160 |
| | TCHAD | 5807 | 4682 | 4225 | 41 | 46 | 291 | 79 | 221 | 904 | 355 | 404 |
| | SENEGAL | 25838 | 21719 | 18304 | 565 | 277 | 2233 | 340 | 262 | 3857 | 1810 | 1442 |
| | HTE VOLTA | 6771 | 5529 | 5207 | | | 52 | 258 | 12 | 71 | 1171 | 177 |
| | C IVOIRE | 43729 | 36632 | 31423 | 250 | 432 | 3800 | 727 | 686 | 6407 | 4874 | 1033 |
| | TOGO | 6516 | 4372 | 3123 | 13 | 23 | 1166 | 47 | 900 | 1198 | 250 | 790 |
| | DAHOMEY | 6087 | 5084 | 4730 | 7 | 35 | 279 | 33 | 428 | 575 | 264 | 162 |
| | CAMEROUN | 19951 | 15642 | 12179 | 40 | 132 | 2884 | 407 | 178 | 4131 | 2288 | 1221 |

Werte : 1000 \$ — Mengen : Tonnen falls nicht anders vermerkt (Abkürzungen siehe Anhang)
Einheitswerte : \$ je ausgewiesener Mengeneinheit — Y : siehe im Anhang Anmerkungen zu den Waren

Valeurs : 1000 \$ — Quantités : Tonnes sauf indication contraire (Voir abréviations en Annexe)
Valeurs unitaires : \$ par unité de quantité indiquée — Y : voir notes par produits en Annexe

import

1961

Tab. 1

| Einheit Unité | Ursprung Origine | WELT MONDE | EWG CEE | darunter: dont: | | | | | AOM | DRITTE LÄNDER PAYS TIERS | darunter: dont: | | |
|------------------|-------------------------------|--------------------------------|------------|-----------------|----------|-----------|-------------------------------|--------|------|-----------------------------------|-----------------|------------------------|--|
| | | | | France | U.E.B.L. | Nederland | Deutschland (BR) | Italia | | | USA | G. Britan. Roy. Uni | |
| | EINFUHR-LÄNDER IMPORTATEUR | | | | | | | | | | | | |
| | CENTRAFR | 6053 | 4920 | 3836 | 132 | 80 | 814 | 58 | 129 | 1004 | 498 | 225 | |
| | GABON | 13450 | 9121 | 6212 | 158 | 178 | 2269 | 304 | 123 | 4206 | 3398 | 594 | |
| | CONGO BRA | 27895 | 21026 | 15837 | 416 | 563 | 3246 | 964 | 1411 | 5458 | 3850 | 984 | |
| | CF SOMAL | 819 | 617 | 515 | | | 75 | 27 | 39 | 163 | 71 | 62 | |
| | SOMALIE | 3420 | 2270 | 25 | 1 | 15 | 110 | 2119 | | 1150 | 648 | 296 | |
| | MADAGASC | 25052 | 21424 | 18583 | 94 | 264 | 2198 | 285 | 323 | 3305 | 1434 | 1194 | |
| | REUNION | 9747 | 9189 | 8062 | 7 | 31 | 551 | 538 | 86 | 472 | 191 | 119 | |
| | COMORES | 562 | 355 | 332 | | 4 | 19 | | 114 | 93 | 50 | 34 | |
| | ST P MIQ | 490 | 254 | 162 | | 16 | 72 | 4 | | 230 | 62 | 20 | |
| | GUADELOUP | 9417 | 8186 | 7458 | 53 | 69 | 374 | 232 | 1 | 1220 | 746 | 334 | |
| | MARTINIQ | 8306 | 6649 | 5866 | 53 | 39 | 453 | 238 | 20 | 1637 | 1104 | 359 | |
| | GUYANE | 1224 | 949 | 803 | 20 | 7 | 103 | 16 | | 275 | 238 | 18 | |
| | N CALEDO | 13810 | 10859 | 10366 | 9 | 22 | 445 | 17 | 213 | 2626 | 1580 | 355 | |
| | POLYNESIE | 5792 | 4410 | 3848 | 107 | 13 | 327 | 115 | 64 | 1318 | 984 | 188 | |
| Y | 711 | CHAUDIÈRES ET MOT NON ELECTR | | | | | DAMPKESSEL U NICHELEKT MOTOR | | | | | | |
| 1000 DOL | ALGERIE | 16297 | 14518 | 14142 | 65 | 1 | 244 | 66 | | 1779 | 551 | 1087 | |
| | MAURITAN | 378 | 209 | 209 | | | | | 2 | 167 | 148 | 14 | |
| | MALI | 360 | 264 | 248 | 3 | | 13 | | 11 | 85 | 28 | 13 | |
| | NIGER | 311 | 265 | 259 | | | 6 | | 12 | 30 | 16 | 3 | |
| | TCHAD | 195 | 164 | 155 | 8 | | 1 | | 6 | 25 | 15 | 9 | |
| | SENEGAL | 1583 | 1322 | 1093 | 134 | 3 | 88 | 4 | | 261 | 196 | 55 | |
| | HTE VOLTA | 367 | 287 | 281 | | | 6 | | 13 | 79 | 3 | 5 | |
| | C IVOIRE | 2497 | 2115 | 1864 | 80 | 4 | 162 | 5 | 1 | 369 | 293 | 67 | |
| | TOGO | 237 | 120 | 82 | | | 37 | | 7 | 106 | 52 | 46 | |
| | DAHOMY | 381 | 316 | 311 | 1 | | 4 | | 14 | 51 | 6 | 21 | |
| | CAMEROUN | 1093 | 827 | 756 | 4 | 1 | 62 | 4 | 2 | 264 | 221 | 39 | |
| | CENTRAFR | 328 | 274 | 179 | 7 | 1 | 87 | | 1 | 53 | 43 | 10 | |
| | GABON | 734 | 481 | 324 | 79 | 14 | 63 | 1 | 3 | 250 | 190 | 37 | |
| | CONGO BRA | 1712 | 1304 | 1094 | 75 | 10 | 122 | 3 | 186 | 222 | 176 | 40 | |
| | SOMALIE | 166 | 112 | | | | 4 | 108 | | 54 | 27 | 7 | |
| | MADAGASC | 1615 | 1358 | 1192 | 30 | 1 | 133 | 2 | 80 | 177 | 105 | 64 | |
| | COMORES | 36 | 20 | 19 | | | 1 | | 16 | | | | |
| | ST P MIQ | 117 | 32 | 24 | | 8 | | | | 85 | 16 | 4 | |
| | POLYNESIE | 768 | 521 | 404 | 99 | | 12 | 6 | 5 | 242 | 172 | 62 | |
| TONNES | ALGERIE | 5698 | 5306 | 5173 | 19 | | 95 | 19 | | 392 | 122 | 226 | |
| | MAURITAN | 226 | 49 | 49 | | | | | | 177 | 170 | 5 | |
| | MALI | 127 | 99 | 82 | | | 17 | | 7 | 21 | 8 | 3 | |
| | NIGER | 107 | 93 | 90 | | | 3 | | 4 | 9 | 8 | 1 | |
| | TCHAD | 55 | 43 | 41 | 2 | | | | 2 | 10 | 5 | 4 | |
| | SENEGAL | 542 | 465 | 406 | 22 | 1 | 35 | 1 | | 77 | 56 | 19 | |
| | HTE VOLTA | 146 | 93 | 92 | | | 1 | | | 53 | 1 | 3 | |
| | C IVOIRE | 866 | 773 | 689 | 15 | 1 | 67 | 1 | 2 | 91 | 69 | 21 | |
| | TOGO | 131 | 62 | 41 | | | 21 | | 4 | 63 | 11 | 47 | |
| | DAHOMY | 161 | 123 | 122 | | | 1 | | 7 | 31 | | 24 | |
| | CAMEROUN | 257 | 180 | 162 | | | 17 | 1 | | 77 | 54 | 21 | |
| | CENTRAFR | 113 | 94 | 46 | 1 | | 47 | | | 19 | 14 | 4 | |
| | GABON | 260 | 145 | 101 | 14 | 4 | 26 | | | 115 | 98 | 13 | |
| | CONGO BRA | 325 | 242 | 190 | 13 | 4 | 35 | | 20 | 63 | 42 | 15 | |
| | SOMALIE | 119 | 79 | | | | 3 | 76 | | 40 | 22 | 3 | |
| | MADAGASC | 395 | 321 | 265 | 5 | | 50 | 1 | 38 | 36 | 20 | 14 | |
| | COMORES | 7 | 5 | 4 | | | 1 | | 2 | | | | |
| | ST P MIQ | 48 | 14 | 11 | | 3 | | | | 34 | 10 | 1 | |
| | POLYNESIE | 170 | 108 | 77 | 26 | | 3 | 2 | 1 | 61 | 34 | 26 | |
| VAL UNIT | ALGERIE | 2860 | 2736 | 2734 | 3421 | | 2568 | 3474 | | 4538 | 4516 | 4810 | |
| | MAURITAN | 1673 | 4265 | 4265 | | | | | | 944 | 871 | 2800 | |
| | MALI | 2835 | 2667 | 3024 | | | 765 | | 1571 | 4048 | 3500 | 4333 | |
| | NIGER | 2907 | 2849 | 2878 | | | 2000 | | 3000 | 3333 | 2000 | 3000 | |
| | TCHAD | 3545 | 3814 | 3780 | 4000 | | | | 3000 | 2500 | 3000 | 2250 | |
| | SENEGAL | 2921 | 2843 | 2692 | 6091 | 3000 | 2514 | 4000 | | 3390 | 3500 | 2895 | |
| | HTE VOLTA | 2514 | 3086 | 3054 | | | 6000 | | | 1491 | 3000 | 1667 | |
| | C IVOIRE | 2883 | 2736 | 2705 | 5333 | 4000 | 2418 | 5000 | 6500 | 4055 | 4246 | 3190 | |
| | TOGO | 1809 | 1935 | 2000 | | | 1762 | | 1750 | 1683 | 4727 | 979 | |
| | DAHOMY | 2366 | 2569 | 2549 | | | 4000 | | 2000 | 1645 | | 875 | |
| | CAMEROUN | 4253 | 4594 | 4667 | | | 3647 | 4000 | | 3429 | 4093 | 1857 | |
| | CENTRAFR | 2903 | 2915 | 3891 | 7000 | | 1851 | | | 2789 | 3071 | 2500 | |
| | GABON | 2823 | 3317 | 3208 | 5643 | 3500 | 2423 | | | 2174 | 1939 | 2846 | |
| | CONGO BRA | 5268 | 5388 | 5758 | 5769 | 2500 | 3486 | | 9300 | 3524 | 4190 | 2667 | |
| | SOMALIE | 1395 | 1418 | | | | 1333 | 1421 | | 1350 | 1227 | 2333 | |
| | MADAGASC | 4089 | 4231 | 4498 | 6000 | | 2660 | 2000 | 2105 | 4917 | 5250 | 4571 | |
| | COMORES | 5143 | 4000 | 4750 | | | 1000 | | 8000 | | | | |
| | ST P MIQ | 2438 | 2286 | 2182 | | 2667 | | | | 2500 | 1600 | 4000 | |
| | POLYNESIE | 4518 | 4824 | 5247 | 3808 | | 4000 | 3000 | 5000 | 3967 | 5059 | 2385 | |
| Y | 712 | TRACTEURS MACH ET APPAR AGRICO | | | | | SCHLEPPER MASCHIN APP F LANDW | | | | | | |
| 1000 DOL | ALGERIE | 10604 | 5018 | 4332 | 17 | 1 | 418 | 250 | | 5586 | 3882 | 1593 | |
| | MAURITAN | 589 | 56 | 56 | | | | | 9 | 524 | 493 | | |
| | MALI | 118 | 116 | 94 | | | | 22 | | 2 | | | |
| | NIGER | 148 | 119 | 98 | | | 21 | | 7 | 22 | 6 | | |
| | TCHAD | 46 | 39 | 14 | | | | 25 | 2 | 5 | 4 | | |
| | SENEGAL | 1372 | 1358 | 988 | 368 | | | 2 | 8 | 6 | 3 | 1 | |
| | HTE VOLTA | 50 | 30 | 30 | | | | | | 20 | | | |
| | C IVOIRE | 365 | 339 | 266 | | | 73 | | | 26 | 11 | 14 | |
| | TOGO | 191 | 130 | 111 | | | 19 | | 3 | 58 | | 58 | |
| | DAHOMY | 236 | 202 | 181 | | | 21 | | 32 | 2 | 1 | | |
| | CAMEROUN | 135 | 92 | 61 | | 13 | 18 | | | 43 | 3 | 28 | |
| | CENTRAFR | 39 | 29 | 21 | | | 8 | | 1 | 9 | | 9 | |

Werte: 1000 \$ — Mengen: Tonnen falls nicht anders vermerkt (Abkürzungen siehe Anhang)
Einheitswerte: \$ je ausgewiesener Mengeneinheit — Y: siehe im Anhang Anmerkungen zu den Waren

Valeurs: 1000 \$ — Quantités: Tonnes sauf indication contraire (Voir abréviations en Annexe)
Valeurs unitaires: \$ par unité de quantité indiquée — Y: voir notes par produits en Annexe

import

1961

| Einheit Unité | Ursprung Origine | WELT MONDE | EWG CEE | darunter : dont : | | | | | AOM | DRITTE LÄNDER PAYS TIERS | darunter : dont : | |
|------------------|---------------------------|---------------|------------|-------------------|----------|-----------|---------------------|--------|------|-----------------------------------|-------------------|------------------------|
| | | | | France | U.E.B.L. | Nederland | Deutschland (BR) | Italia | | | USA | G. Britan. Roy. Uni |
| | EINFUHRLÄNDER | | | | | | | | | | | |
| | IMPORTATEUR | | | | | | | | | | | |
| | GABON | 8 | 7 | 5 | | | 2 | | | 1 | | |
| | CONGO BRA | 59 | 51 | 41 | | | 10 | | 2 | 6 | | 6 |
| | SOMALIE | 384 | 296 | | | | 6 | 290 | | 88 | 24 | 10 |
| | MADAGASC | 905 | 672 | 496 | 7 | | 169 | | 3 | 230 | 127 | 98 |
| | REUNION | 206 | 170 | 169 | | | 1 | | | 36 | 32 | 3 |
| | COMORES | 8 | 4 | 4 | | | | | 4 | | | 1 |
| | GADELOUP | 324 | 205 | 190 | 5 | 1 | 9 | | 2 | 117 | 81 | 34 |
| | MARTINIO | 208 | 130 | 117 | | | | 13 | | 78 | 48 | 29 |
| | GUYANE | 40 | 36 | 36 | | | | | | 4 | 4 | |
| | N CALEDO | 102 | 42 | 42 | | | | | | 60 | 17 | 16 |
| | POLYNESIE | 106 | 64 | 60 | | | 4 | | | 42 | 35 | 7 |
| TONNES | ALGERIE | 9275 | 4833 | 4207 | 13 | 1 | 392 | 220 | | 4442 | 2669 | 1653 |
| TONNES | MAURITAN | 333 | 33 | 33 | | | | | 9 | 291 | 262 | |
| TONNES | MALI | 173 | 172 | 152 | | | | 20 | | 1 | | |
| TONNES | NIGER | 114 | 77 | 67 | | | 10 | | 12 | 25 | 1 | |
| TONNES | TCHAD | 28 | 24 | 13 | | | | | 2 | 2 | 1 | |
| TONNES | SENEGAL | 1424 | 1414 | 1130 | 281 | | 3 | | 8 | 2 | 2 | 1 |
| TONNES | HTE VOLTA | 59 | 47 | 47 | | | | | | 12 | | |
| TONNES | C IVOIRE | 285 | 268 | 230 | | | 38 | | | 17 | 7 | 10 |
| TONNES | TOGO | 131 | 81 | 67 | | | 14 | | 1 | 49 | | 49 |
| TONNES | DAHOMEY | 170 | 136 | 126 | | | 10 | | 29 | 5 | 3 | |
| TONNES | CAMEROUN | 83 | 50 | 36 | | 5 | 9 | | | 33 | 1 | 25 |
| TONNES | CENTRAFR | 24 | 17 | 14 | | | 3 | | 1 | 6 | | 6 |
| TONNES | GABON | 5 | 5 | 4 | | | 1 | | | | | |
| TONNES | CONGO BRA | 49 | 40 | 34 | | | 6 | | | 9 | 1 | 8 |
| TONNES | SOMALIE | 329 | 257 | | | | 1 | 256 | | 72 | 36 | 13 |
| TONNES | MADAGASC | 740 | 547 | 437 | 5 | | 105 | | 4 | 189 | 87 | 96 |
| TONNES | REUNION | 135 | 111 | 111 | | | | | | 24 | 22 | 1 |
| TONNES | COMORES | 5 | 3 | 3 | | | | | 2 | | | 1 |
| TONNES | GADELOUP | 635 | 551 | 541 | 4 | | 6 | | 3 | 81 | 50 | 30 |
| TONNES | MARTINIO | 149 | 91 | 77 | | | | 14 | | 58 | 28 | 29 |
| TONNES | GUYANE | 27 | 22 | 22 | | | | | | 5 | 4 | |
| TONNES | N CALEDO | 91 | 41 | 41 | | | | | | 50 | 12 | 14 |
| TONNES | POLYNESIE | 73 | 48 | 44 | | | 4 | | | 25 | 19 | 7 |
| VAL UNIT | ALGERIE | 1143 | 1038 | 1030 | 1308 | 1000 | 1066 | 1136 | | 1258 | 1454 | 964 |
| | MAURITAN | 1769 | 1697 | 1697 | | | | | 1000 | 1801 | 1882 | |
| | MALI | 682 | 674 | 618 | | | | 1100 | | 2000 | | |
| | NIGER | 1298 | 1545 | 1463 | | | 2100 | | 583 | 880 | 6000 | |
| | TCHAD | 1643 | 1625 | 1077 | | | | | 1000 | 2500 | 4000 | |
| | SENEGAL | 963 | 960 | 874 | 1310 | | 667 | | 1000 | 3000 | 1500 | 1000 |
| | HTE VOLTA | 847 | 638 | 638 | | | | | | 1667 | | |
| | C IVOIRE | 1281 | 1265 | 1157 | | | 1921 | | | 1529 | 1571 | 1400 |
| | TOGO | 1458 | 1605 | 1657 | | | 1357 | | 3000 | 1184 | | 1184 |
| | DAHOMEY | 1388 | 1485 | 1437 | | | 2100 | | 1103 | 400 | 333 | |
| | CAMEROUN | 1627 | 1840 | 1694 | | 2600 | 2000 | | | 1303 | 3000 | 1120 |
| | CENTRAFR | 1625 | 1706 | 1500 | | | 2667 | | 1000 | 1500 | | 1500 |
| | GABON | 1600 | 1400 | 1250 | | | 2000 | | | | | |
| | CONGO BRA | 1204 | 1275 | 1206 | | | 1667 | | | 667 | 1000 | 750 |
| | SOMALIE | 1167 | 1152 | | | | 6000 | 1133 | | 1222 | 667 | 769 |
| | MADAGASC | 1223 | 1229 | 1135 | 1400 | | 1610 | | 750 | 1217 | 1460 | 1021 |
| | REUNION | 1526 | 1532 | 1523 | | | | | | 1500 | 1455 | 3000 |
| | COMORES | 1600 | 1333 | 1333 | | | | | 2000 | | | 1000 |
| | GADELOUP | 510 | 372 | 351 | 1250 | | 1500 | | 667 | 1444 | 1620 | 1133 |
| | MARTINIO | 1396 | 1429 | 1519 | | | | 929 | | 1345 | 1714 | 1000 |
| | GUYANE | 1481 | 1636 | 1636 | | | | | | 800 | 1000 | |
| | N CALEDO | 1121 | 1024 | 1024 | | | | | | 1200 | 1417 | 1143 |
| | POLYNESIE | 1452 | 1333 | 1364 | | | 1000 | | | 1680 | 1842 | 1000 |
| Y | 714 | | | | | | | | | | | |
| | MACHINES DE BUREAU | | | | | | | | | | | |
| | BUEROMASCHINEN | | | | | | | | | | | |
| 1000 DOL | ALGERIE | 3235 | 2431 | 1719 | | 19 | 314 | 379 | | 804 | 94 | 251 |
| | MAURITAN | 117 | 117 | 115 | | | 2 | | | | | |
| | MALI | 118 | 93 | 52 | | 4 | 12 | 25 | | 25 | 17 | 6 |
| | NIGER | 57 | 34 | 13 | | | 9 | 12 | 1 | 22 | 12 | 1 |
| | TCHAD | 88 | 48 | 25 | | | 10 | 13 | 2 | 38 | 8 | 2 |
| | SENEGAL | 579 | 402 | 217 | | 27 | 85 | 73 | | 177 | 42 | 32 |
| | HTE VOLTA | 99 | 75 | 51 | | 6 | 12 | 6 | | 24 | 12 | 5 |
| | C IVOIRE | 558 | 452 | 282 | | 18 | 83 | 69 | | 106 | 19 | 23 |
| | TOGO | 80 | 72 | 43 | | | 10 | 19 | 3 | 5 | 1 | 1 |
| | DAHOMEY | 63 | 45 | 20 | | | 5 | 20 | 3 | 15 | 1 | 4 |
| | CAMEROUN | 300 | 238 | 137 | | 1 | 52 | 48 | 2 | 60 | 27 | 6 |
| | CENTRAFR | 115 | 68 | 33 | | | 22 | 33 | | 47 | 4 | |
| | GABON | 113 | 101 | 53 | | | 8 | 59 | 1 | 11 | 4 | |
| | CONGO BRA | 247 | 171 | 115 | | 2 | 33 | 21 | 18 | 58 | 13 | 1 |
| | SOMALIE | 79 | 67 | | | | 67 | | | 12 | 7 | |
| | MADAGASC | 552 | 450 | 213 | | 32 | 75 | 130 | | 102 | 6 | 34 |
| | COMORES | 15 | 7 | 7 | | | | | 7 | 1 | | |
| | POLYNESIE | 79 | 37 | 16 | | | 13 | 8 | | 42 | 32 | |
| TONNES | ALGERIE | 324 | 251 | 200 | | | 22 | 28 | | 73 | 4 | 28 |
| TONNES | MAURITAN | 8 | 7 | 7 | | 1 | | | | 1 | | |
| TONNES | MALI | 22 | 20 | 7 | | | 11 | 2 | | 2 | 1 | |
| TONNES | NIGER | 6 | 4 | 1 | | | 1 | 2 | | 2 | 2 | |
| TONNES | TCHAD | 10 | 5 | 2 | | | 1 | 2 | | 5 | 1 | |
| TONNES | SENEGAL | 58 | 41 | 19 | | 3 | 11 | 8 | | 17 | 3 | 6 |
| TONNES | HTE VOLTA | 11 | 10 | 6 | | 1 | 2 | 1 | | 1 | 1 | |
| TONNES | C IVOIRE | 61 | 49 | 31 | | 2 | 10 | 6 | | 12 | 1 | 3 |
| TONNES | TOGO | 8 | 7 | 4 | | | 1 | 2 | | 1 | | |
| TONNES | DAHOMEY | 7 | 5 | 2 | | | 1 | 2 | | 2 | | |
| TONNES | CAMEROUN | 33 | 27 | 16 | | | 7 | 4 | | 6 | 2 | 1 |
| TONNES | CENTRAFR | 14 | 7 | 1 | | | 3 | 3 | | 7 | 1 | |
| TONNES | GABON | 13 | 10 | 3 | | | 1 | 6 | | 3 | 1 | |
| TONNES | CONGO BRA | 31 | 20 | 14 | | | 4 | 2 | 1 | 10 | 2 | |

Werte : 1000 \$ — Mengen : Tonnen falls nicht anders vermerkt (Abkürzungen siehe Anhang)
Einheitswerte : \$ je ausgewiesener Mengeneinheit — Y : siehe im Anhang Anmerkungen zu den Waren

Valeurs : 1000 \$ — Quantités : Tonnes sauf indication contraire (Voir abréviations en Annexe)
Valeurs unitaires : \$ par unité de quantité indiquée — Y : voir notes par produits en Annexe

import

1961

Tab. 1

| Einheit Unité | Ursprung Origine | WELT MONDE | EWG CEE | darunter : dont : | | | | | AOM | DRITTE LÄNDER PAYS TIERS | darunter : dont : | |
|------------------|-------------------------------|--------------------------------|------------|-------------------|----------|--------------------------------|---------------------|--------|-------|-----------------------------------|-------------------|------------------------|
| | | | | France | U.E.B.L. | Nederland | Deutschland (BR) | Italia | | | USA | G. Britan. Roy. Uni |
| | EINFUHR-LÄNDER IMPORTATEUR | | | | | | | | | | | |
| TONNES | SOMALIE | 13 | 10 | | | | 10 | | | 3 | 1 | |
| TONNES | MADAGASC | 66 | 53 | 26 | | | 9 | 17 | | 13 | 1 | 5 |
| TONNES | COMORES | 1 | | | | 1 | | | | | | |
| TONNES | POLYNESIE | 11 | 6 | 3 | | | 2 | 1 | | 5 | 3 | |
| VAL UNIT | ALGERIE | 9985 | 9685 | 8595 | | 19000 | 14273 | 13536 | | 11014 | 23500 | 8964 |
| | MAURITAN | 14625 | 16714 | 16429 | | | | | | | | |
| | MALI | 5364 | 4650 | 7429 | | | | 1091 | 12500 | 12500 | 17000 | |
| | NIGER | 9500 | 8500 | 13000 | | | | 9000 | 6000 | 11000 | 6000 | |
| | TCHAD | 8800 | 9600 | 12500 | | | | 10000 | 6500 | 7600 | 8000 | |
| | SENEGAL | 9983 | 9805 | 11421 | | 9000 | 7727 | 9125 | | 10412 | 14000 | 5333 |
| | HTE VOLTA | 9000 | 7500 | 8500 | | 6000 | 6000 | 6000 | | 24000 | 12000 | 5000 |
| | C IVOIRE | 9148 | 9224 | 9097 | | 9000 | 8300 | 11500 | | 8833 | 19000 | 7667 |
| | TOGO | 10000 | 10286 | 10750 | | | 10000 | 9500 | | 5000 | | |
| | DAHOMY | 9000 | 9000 | 10000 | | | 5000 | 10000 | | 7500 | | 4000 |
| | CAMEROUN | 9091 | 8815 | 8563 | | | 7429 | 12000 | | 10000 | 13500 | 6000 |
| | CENTRAFR | 8214 | 9714 | 13000 | | | 7333 | 11000 | | 6714 | 4000 | |
| | GABON | 8692 | 10100 | 11000 | | | 8000 | 9833 | | 3667 | 4000 | |
| | CONGO BRA | 7968 | 8550 | 8214 | | | 8250 | 10500 | 18000 | 5800 | 6500 | |
| | SOMALIE | 6077 | 6700 | | | | | 6700 | | 4000 | 7000 | |
| | MADAGASC | 8364 | 8491 | 8192 | | 32000 | 8333 | 7647 | | 7846 | 6000 | 6800 |
| | COMORES | 15000 | | | | | | | 7000 | | | |
| | POLYNESIE | 7182 | 6167 | 5333 | | | 6500 | 8000 | | 8400 | 10667 | |
| Y | 715 | MACH POUR TRAVAIL DES METAUX | | | | METALLBEARBEITUNGSMASCHINEN | | | | | | |
| 1000 DOL | ALGERIE | 1681 | 1624 | 1531 | 19 | | 42 | 32 | | 57 | 46 | |
| | MAURITAN | 165 | 157 | 150 | | | | 7 | | 8 | 2 | |
| | MALI | 14 | 13 | 13 | | | | | 2 | 1 | | |
| | NIGER | 7 | 6 | 6 | | | | | | 1 | | |
| | TCHAD | 11 | 9 | 9 | | | | | | 2 | 2 | |
| | SENEGAL | 122 | 117 | 87 | | | | 30 | | 5 | 1 | |
| | HTE VOLTA | 9 | 9 | 9 | | | | | | | | |
| | C IVOIRE | 239 | 227 | 223 | 1 | | 3 | | | 12 | 9 | |
| | TOGO | 7 | 6 | 6 | | | | | | 1 | | |
| | DAHOMY | 21 | 20 | 20 | | | | | 1 | | | |
| | CAMEROUN | 58 | 56 | 55 | | | 1 | | | 2 | | |
| | CENTRAFR | 19 | 18 | 6 | | | 10 | 2 | | 1 | 1 | |
| | GABON | 84 | 79 | 78 | | | 1 | | 2 | 3 | 4 | |
| | CONGO BRA | 124 | 111 | 105 | | 2 | 4 | | 8 | 5 | 6 | |
| | SOMALIE | 3 | 1 | | | | | 1 | | 2 | | 1 |
| | MADAGASC | 132 | 132 | 128 | 2 | | 1 | 1 | | | | |
| | COMORES | 4 | 2 | 2 | | | | | 2 | | | |
| | POLYNESIE | 8 | 7 | 7 | | | | | | 1 | 1 | |
| TONNES | ALGERIE | 1452 | 1431 | 1391 | 5 | | 17 | 18 | | 21 | 15 | |
| TONNES | MAURITAN | 81 | 73 | 69 | | | | 4 | | 8 | 1 | |
| TONNES | MALI | 9 | 8 | 8 | | | | | | 1 | | |
| TONNES | NIGER | 6 | 6 | 6 | | | | | | | | |
| TONNES | TCHAD | 9 | 8 | 8 | | | | | | 1 | 1 | |
| TONNES | SENEGAL | 49 | 47 | 40 | | | 7 | | | 2 | | |
| TONNES | HTE VOLTA | 7 | 7 | 7 | | | | | | | | |
| TONNES | C IVOIRE | 103 | 99 | 98 | | | 1 | | | 4 | 2 | |
| TONNES | TOGO | 2 | 1 | 1 | | | | | | 1 | | |
| TONNES | DAHOMY | 9 | 6 | 6 | | | | | 2 | 1 | | |
| TONNES | CAMEROUN | 29 | 28 | 27 | | | 1 | | | 1 | | |
| TONNES | CENTRAFR | 8 | 8 | 3 | | | 4 | 1 | | | | |
| TONNES | GABON | 38 | 30 | 30 | | | | | | 1 | 1 | |
| TONNES | CONGO BRA | 67 | 63 | 60 | | 2 | 1 | | 3 | 1 | 1 | |
| TONNES | SOMALIE | 2 | | | | | | | | 2 | | |
| TONNES | MADAGASC | 101 | 101 | 96 | 1 | | 1 | 3 | | | | |
| TONNES | COMORES | 1 | | | | | | | 1 | | | |
| TONNES | POLYNESIE | 3 | 3 | 3 | | | | | | | | |
| VAL UNIT | ALGERIE | 1158 | 1135 | 1101 | 3800 | | 2471 | 1778 | | 2714 | 3067 | |
| | MAURITAN | 2037 | 2151 | 2174 | | | | 1750 | | 1000 | 2000 | |
| | MALI | 1556 | 1625 | 1625 | | | | | | 1000 | | |
| | NIGER | 1167 | 1000 | 1000 | | | | | | | | |
| | TCHAD | 1222 | 1125 | 1125 | | | | | | 2000 | 2000 | |
| | SENEGAL | 2490 | 2489 | 2175 | | | | 4286 | | 2500 | | |
| | HTE VOLTA | 1286 | 1286 | 1286 | | | | | | | | |
| | C IVOIRE | 2320 | 2293 | 2276 | | | | 3000 | | 3000 | 4500 | |
| | TOGO | 3500 | 6000 | 6000 | | | | | | 1000 | | |
| | DAHOMY | 2333 | 3333 | 3333 | | | | | 500 | | | |
| | CAMEROUN | 2000 | 2000 | 2037 | | | 1000 | | | 2000 | | |
| | CENTRAFR | 2375 | 2250 | 2000 | | | 2500 | 2000 | | | | |
| | GABON | 2211 | 2633 | 2600 | | | | | | 286 | 3000 | 4000 |
| | CONGO BRA | 1851 | 1762 | 1750 | | 1000 | 4000 | | 2667 | 5000 | 6000 | |
| | SOMALIE | 1500 | | | | | | | | 1000 | | |
| | MADAGASC | 1307 | 1307 | 1333 | 2000 | | 1000 | 333 | | | | |
| | COMORES | 4000 | | | | | | | 2000 | | | |
| | POLYNESIE | 2667 | 2333 | 2333 | | | | | | | | |
| Y | 717 | MACH PR TEXT CUIR MAC A COUDRE | | | | MASCH F TEXTIL LEDER NAEHMASCH | | | | | | |
| 1000 DOL | ALGERIE | 2034 | 1813 | 1511 | 4 | | 220 | 78 | | 221 | 4 | 69 |
| | MAURITAN | 9 | 9 | 9 | | | | | | | | |
| | MALI | 41 | 8 | 4 | | | 2 | 2 | 2 | 31 | | 26 |
| | NIGER | 20 | 15 | 12 | | | 3 | | | 5 | | |
| | TCHAD | 62 | 34 | 21 | | | 6 | 7 | 1 | 27 | | 16 |
| | SENEGAL | 613 | 257 | 140 | 4 | 11 | 78 | 24 | | 356 | 10 | 272 |

Werte : 1000 \$ — Mengen : Tonnen falls nicht anders vermerkt (Abkürzungen siehe Anhang)
 Einheitswerte : \$ je ausgewiesener Mengeneinheit — Y : siehe im Anhang Anmerkungen zu den Waren

Valeurs : 1000 \$ — Quantités : Tonnes sauf indication contraire (Voir abréviations en Annexe)
 Valeurs unitaires : \$ par unité de quantité indiquée — Y : voir notes par produits en Annexe

import

1961

Tab. 1

| Einheit Unité | Ursprung Origine | WELT MONDE | EWG CEE | darunter : dont : | | | | | AOM | DRITTE LÄNDER PAYS TIERS | darunter : dont : | |
|------------------|---------------------------------------|---------------|------------|-------------------|----------|------------|---------------------|---------|------|-----------------------------------|-------------------|------------------------|
| | | | | France | U.E.B.L. | Niederland | Deutschland (BR) | Italien | | | USA | G. Britan. Roy. Uni |
| | EINFUHR-LÄNDER | | | | | | | | | | | |
| | IMPORTATEUR | | | | | | | | | | | |
| | HTE VOLTA | 68 | 16 | 12 | | 1 | 2 | | | | | |
| | C IVOIRE | 392 | 206 | 132 | 8 | | 46 | 19 | | 52 | 1 | 13 |
| | TOGO | 23 | 1 | 1 | | | | | | 186 | 12 | 87 |
| | DAHOMÉY | 32 | 6 | 5 | | | | | | 15 | 3 | 2 |
| | CAMEROUN | 312 | 177 | 128 | | | 1 | | 2 | 24 | | 16 |
| | CENTRAFR | 203 | 73 | 56 | 2 | | 41 | 6 | | 135 | 7 | 75 |
| | GABON | 127 | 97 | 95 | 13 | | 3 | 1 | | 130 | 92 | 23 |
| | CONGO BRA | 162 | 135 | 113 | | | | 2 | | 30 | | 20 |
| | SOMALIE | 11 | 9 | | | | 10 | 12 | 2 | 25 | 2 | 18 |
| | MADAGASC | 678 | 307 | 191 | | 1 | 92 | 23 | | 371 | 7 | 1 |
| | REUNION | 76 | 63 | 36 | | | 16 | 11 | | 13 | 2 | 260 |
| | COMORES | 6 | | | | | | | | 5 | | |
| | GUADELOUP | 63 | 31 | 13 | | | 4 | 14 | 1 | 32 | 1 | 4 |
| | MARTINIQ | 56 | 33 | 16 | | | 10 | 7 | | 23 | 2 | 20 |
| | GUYANE | 11 | 6 | 4 | | | 2 | | | 5 | | 9 |
| | N CALEDO | 45 | 7 | 4 | | | 2 | 1 | | 38 | | 24 |
| | POLYNESIE | 60 | 12 | 7 | | | 1 | 4 | | 48 | 30 | 1 |
| TONNES | ALGERIE | 1291 | 1232 | 1150 | | 1 | 55 | 26 | | 59 | 1 | 19 |
| TONNES | MAURITAN | 12 | 3 | 3 | | | | | | 9 | | |
| TONNES | MALI | 23 | 5 | 3 | | | | | | 18 | | 15 |
| TONNES | NIGER | 9 | 7 | 6 | | | 1 | 1 | | 2 | | |
| TONNES | TCHAD | 18 | 10 | 6 | | | 1 | | | 8 | | 5 |
| TONNES | SENEGAL | 273 | 138 | 72 | | 27 | 33 | 6 | | 135 | 1 | 112 |
| TONNES | HTE VOLTA | 38 | 8 | 6 | | | 2 | | | 30 | | 6 |
| TONNES | C IVOIRE | 200 | 121 | 61 | | 29 | 25 | 6 | | 79 | 1 | 38 |
| TONNES | TOGO | 7 | | | | | | | | 4 | | 1 |
| TONNES | DAHOMÉY | 14 | 2 | 2 | | | | | 2 | 10 | | 8 |
| TONNES | CAMEROUN | 134 | 57 | 40 | | | 16 | 1 | | 77 | 3 | 36 |
| TONNES | CENTRAFR | 78 | 27 | 21 | | 5 | | | | 51 | 39 | 10 |
| TONNES | GABON | 39 | 27 | 27 | | | | | | 12 | | 7 |
| TONNES | CONGO BRA | 49 | 41 | 35 | | | | 4 | | 8 | 1 | 6 |
| TONNES | SOMALIE | 8 | 6 | | | | 2 | 6 | | 2 | | 1 |
| TONNES | MADAGASC | 297 | 108 | 81 | | | 22 | 5 | | 189 | 3 | 107 |
| TONNES | REUNION | 26 | 20 | 13 | | | 4 | 3 | | 6 | 1 | |
| TONNES | COMORES | 2 | | | | | | | 1 | 1 | | |
| TONNES | GUADELOUP | 21 | 12 | 4 | | | 1 | 7 | | 9 | | 5 |
| TONNES | MARTINIQ | 16 | 10 | 5 | | | 3 | 2 | | 6 | 1 | 3 |
| TONNES | GUYANE | 2 | 1 | 1 | | | | | | 1 | | |
| TONNES | N CALEDO | 18 | 2 | 1 | | | | | | 16 | | 9 |
| TONNES | POLYNESIE | 32 | 5 | 3 | | | | 2 | | 27 | 19 | |
| VAL UNIT | ALGERIE | 1576 | 1472 | 1314 | | 4000 | 4000 | 3000 | | 3746 | 4000 | 3632 |
| | MAURITAN | 750 | 3000 | 3000 | | | | | | | | |
| | MALI | 1783 | 1600 | 1333 | | | | 2000 | 2000 | 1722 | | 1733 |
| | NIGER | 2222 | 2143 | 2000 | | | | 3000 | | 2500 | | |
| | TCHAD | 3444 | 3400 | 3500 | | | | 2000 | 7000 | 3375 | | 3200 |
| | SENEGAL | 2245 | 1862 | 1944 | | 407 | 2364 | 4000 | | 2637 | 10000 | 2429 |
| | HTE VOLTA | 1789 | 2000 | 2000 | | | 1000 | | | 1733 | | 2167 |
| | C IVOIRE | 1960 | 1702 | 2164 | | 276 | 1840 | 3167 | | 2354 | 12000 | 2289 |
| | TOGO | 3286 | | | | | | | | 3750 | 3000 | 2000 |
| | DAHOMÉY | 2286 | 3000 | 2500 | | | | | 1000 | 2400 | | 2000 |
| | CAMEROUN | 2328 | 3105 | 3200 | | | 2563 | 6000 | | 1753 | 2333 | 2083 |
| | CENTRAFR | 2603 | 2704 | 2667 | | 2600 | | 1000 | | 2549 | 2359 | 2300 |
| | GABON | 3256 | 3593 | 3519 | | | | | | 2500 | | 2857 |
| | CONGO BRA | 3306 | 3293 | 3229 | | | 5000 | 3000 | | 3125 | 2000 | 3000 |
| | SOMALIE | 1375 | 1500 | | | | | 1500 | | 1000 | | 1000 |
| | MADAGASC | 2283 | 2843 | 2358 | | | 4182 | 4600 | | 1963 | 2333 | 2430 |
| | REUNION | 2923 | 3150 | 2769 | | | 4000 | 3667 | | 2167 | 2000 | |
| | COMORES | 3000 | | | | | | | 1000 | 5000 | | 4000 |
| | GUADELOUP | 3000 | 2583 | 3250 | | | 4000 | 2000 | | 3556 | | 4000 |
| | MARTINIQ | 3500 | 3300 | 3200 | | | 3333 | 3500 | | 3833 | 2000 | 3000 |
| | GUYANE | 5500 | 6000 | 4000 | | | | | | 5000 | | |
| | N CALEDO | 2500 | 3500 | 4000 | | | 2000 | | | 2375 | | 2667 |
| | POLYNESIE | 1875 | 2400 | 2333 | | | | 2000 | | 1778 | 1579 | |
| Y | 718 | | | | | | | | | | | |
| | MACH PR AUT INDUS SPECIALISEES | | | | | | | | | | | |
| | MASCH F BESOND GEN INDUSTRIEN | | | | | | | | | | | |
| 1000 DOL | ALGERIE | 9520 | 6918 | 6216 | 5 | 28 | 567 | 102 | | 2602 | 1867 | 544 |
| | MAURITAN | 895 | 261 | 260 | | | 1 | | 73 | 561 | 453 | 67 |
| | MALI | 71 | 28 | 27 | | | | | 21 | 22 | 21 | |
| | NIGER | 135 | 119 | 119 | | 1 | | | 13 | 3 | 3 | |
| | TCHAD | 294 | 266 | 251 | | | | 15 | 7 | 21 | 21 | |
| | SENEGAL | 1353 | 1072 | 879 | | 1 | 189 | 3 | | 281 | 220 | 22 |
| | HTE VOLTA | 286 | 256 | 233 | | | 23 | | | 30 | 7 | 5 |
| | C IVOIRE | 2024 | 1434 | 1094 | 3 | 18 | 60 | 259 | 35 | 555 | 473 | 56 |
| | TOGO | 617 | 541 | 54 | | | 476 | 2 | 20 | 51 | 18 | 25 |
| | DAHOMÉY | 343 | 212 | 210 | | | 2 | | 52 | 79 | 59 | 7 |
| | CAMEROUN | 458 | 278 | 198 | | | 39 | 41 | 2 | 178 | 119 | 35 |
| | CENTRAFR | 100 | 69 | 44 | | 24 | 1 | | | 31 | 31 | |
| | GABON | 953 | 211 | 207 | 1 | | 2 | | 18 | 724 | 709 | 3 |
| | CONGO BRA | 1598 | 795 | 652 | 6.4 | 7 | 70 | 2 | 33 | 770 | 734 | 27 |
| | SOMALIE | 93 | 55 | 9 | | | | | | 38 | 35 | 1 |
| | MADAGASC | 1203 | 874 | 716 | 1 | 1 | 143 | 13 | 33 | 296 | 254 | 28 |
| | REUNION | 546 | 547 | 546 | | | | | | 1 | | |
| | COMORES | 3 | 2 | 2 | | | | | | 1 | | |
| | GUADELOUP | 681 | 675 | 675 | | | | | | 6 | | |
| | MARTINIQ | 70 | 46 | 46 | | | | | | 24 | 9 | 11 |
| | N CALEDO | 226 | 66 | 28 | | | 38 | | | 160 | 143 | 6 |
| | POLYNESIE | 192 | 167 | 164 | | | 2 | 1 | 6 | 19 | 9 | 9 |
| TONNES | ALGERIE | 6456 | 4562 | 4214 | 3 | 5 | 288 | 52 | | 1894 | 1342 | 446 |
| TONNES | MAURITAN | 573 | 150 | 150 | | | | | 43 | 380 | 317 | 36 |
| TONNES | MALI | 46 | 16 | 16 | | | | | 12 | 18 | 18 | |
| TONNES | NIGER | 81 | 67 | 67 | | | | | 8 | 6 | 4 | |

Werte : 1000 \$ — Mengen : Tonnen falls nicht anders vermerkt (Abkürzungen siehe Anhang)
Einheitswerte : \$ je ausgewiesener Mengeneinheit — Y : siehe im Anhang Anmerkungen zu den Waren

Valeurs : 1000 \$ — Quantités : Tonnes sauf indication contraire (Voir abréviations en Annexe)
Valeurs unitaires : \$ par unité de quantité indiquée — Y : voir notes par produits en Annexe

import

1961

Tab. 1

| Einheit Unité | Ursprung Origine | WELT MONDE | EWG CEE | darunter : dont : | | | | | AOM | DRITTE LÄNDER PAYS TIERS | darunter : dont : | |
|------------------|---------------------|---------------------------|------------|-------------------|----------|-----------|----------------------------|--------|------|-----------------------------------|-------------------|------------------------|
| | | | | France | U.E.B.L. | Nederland | Deutschland (BR) | Italia | | | USA | G. Britan. Roy. Uni |
| EINFUHR-LÄNDER | | | | | | | | | | | | |
| IMPORTATEUR | | | | | | | | | | | | |
| TONNES | TCHAD | 180 | 155 | 140 | | | | 15 | 11 | 14 | 14 | |
| TONNES | SENEGAL | 964 | 812 | 654 | | | 155 | 3 | | 152 | 121 | 6 |
| TONNES | HTE VOLTA | 217 | 194 | 183 | | | 11 | | | 23 | 6 | 5 |
| TONNES | C IV OIRE | 1695 | 1038 | 797 | 2 | 12 | 34 | 193 | 111 | 546 | 473 | 52 |
| TONNES | TOGO | 615 | 557 | 51 | 9 | | 496 | 1 | 28 | 29 | 7 | 18 |
| TONNES | DAHOMÉY | 308 | 181 | 176 | | | 5 | | 59 | 68 | 37 | 12 |
| TONNES | CAMEROUN | 362 | 214 | 163 | | | 20 | 31 | 2 | 146 | 85 | 35 |
| TONNES | CENTRAFR | 84 | 61 | 33 | | 27 | 1 | | | 23 | 22 | |
| TONNES | GABON | 610 | 126 | 124 | 1 | | 1 | | 18 | 466 | 461 | 2 |
| TONNES | CONGO BRA | 1079 | 572 | 449 | 61 | 3 | 57 | | 21 | 486 | 458 | 27 |
| TONNES | SOMALIE | 66 | 37 | 3 | | | | | 34 | 29 | 28 | 1 |
| TONNES | MADAGASC | 679 | 514 | 413 | | 1 | 96 | | 4 | 135 | 121 | 11 |
| TONNES | REUNION | 445 | 445 | 445 | | | | | | | | |
| TONNES | COMORES | 1 | 1 | 1 | | | | | | | | |
| TONNES | GUADELOUP | 679 | 677 | 677 | | | | | | 2 | 2 | |
| TONNES | MARTINIQ | 90 | 36 | 36 | | | | | | 54 | 19 | 17 |
| TONNES | N CALEDO | 100 | 36 | 17 | | | 19 | | | 64 | 53 | 6 |
| TONNES | POLYNESIE | 102 | 83 | 82 | | | 1 | | | 11 | 8 | 3 |
| VAL UNIT | ALGERIE | 1475 | 1516 | 1475 | 1667 | 5600 | 1969 | 1962 | | 1374 | 1391 | 1220 |
| | MAURITAN | 1562 | 1740 | 1733 | | | | | 1698 | 1476 | 1429 | 1861 |
| | MALI | 1543 | 1750 | 1688 | | | | | 1750 | 1222 | 1167 | |
| | NIGER | 1667 | 1776 | 1776 | | | | | 1625 | 500 | 750 | |
| | TCHAD | 1633 | 1716 | 1753 | | | | 1000 | 636 | 1500 | 1500 | |
| | SENEGAL | 1404 | 1320 | 1344 | | | 1219 | 1000 | | 1849 | 1818 | 3667 |
| | HTE VOLTA | 1318 | 1320 | 1273 | | | 2091 | | | 1304 | 1167 | 1000 |
| | C IV OIRE | 1194 | 1382 | 1373 | 1500 | 1500 | 1765 | 1342 | 315 | 1016 | 1000 | 1077 |
| | TOGO | 1003 | 971 | 1059 | 1000 | | 960 | 2000 | 714 | 1759 | 2571 | 1389 |
| | DAHOMÉY | 1114 | 1171 | 1193 | | | 400 | | 881 | 1162 | 1595 | 583 |
| | CAMEROUN | 1265 | 1299 | 1215 | | | 1950 | 1323 | 1000 | 1219 | 1400 | 1000 |
| | CENTRAFR | 1190 | 1131 | 1333 | | 889 | 1000 | | | 1348 | 1409 | |
| | GABON | 1562 | 1675 | 1669 | 1000 | | 2000 | | 1000 | 1554 | 1538 | 1500 |
| | CONGO BRA | 1481 | 1390 | 1452 | 1049 | 2333 | 1228 | 1000 | 1571 | 1584 | 1603 | 1000 |
| | SOMALIE | 1409 | 1486 | 3000 | | | | | 1353 | 1310 | 1250 | 1000 |
| | MADAGASC | 1772 | 1700 | 1734 | | 1000 | 1490 | | 1100 | 2193 | 2099 | 2545 |
| | REUNION | 1227 | 1229 | 1227 | | | | | | | | |
| | COMORES | 3000 | 2000 | 2000 | | | | | | | | |
| | GUADELOUP | 1003 | 997 | 997 | | | | | | 3000 | 3000 | |
| | MARTINIQ | 778 | 1278 | 1278 | | | | | | 444 | 474 | 647 |
| | N CALEDO | 2260 | 1833 | 1647 | | | 2000 | | | 2500 | 2698 | 1000 |
| | POLYNESIE | 1882 | 2012 | 2000 | | | 2000 | | 545 | 2375 | 3000 | 3000 |
| Y | 719 | MACHINES ET APPAREILS NDA | | | | | MASCHINEN UND APPARATE ANG | | | | | |
| 1000 DOL | ALGERIE | 34649 | 31427 | 29785 | 126 | 93 | 1213 | 210 | | 3222 | 1847 | 599 |
| | MAURITAN | 1570 | 1084 | 1056 | | 16 | 12 | | 9 | 477 | 419 | 25 |
| | MALI | 527 | 366 | 335 | | 3 | 7 | 21 | 9 | 152 | 116 | 14 |
| | NIGER | 425 | 322 | 291 | | | 28 | 3 | 11 | 91 | 82 | 3 |
| | TCHAD | 803 | 605 | 592 | | 2 | 6 | 5 | 38 | 160 | 86 | 42 |
| | SENEGAL | 4098 | 3180 | 2686 | 36 | 58 | 342 | 58 | 37 | 881 | 687 | 95 |
| | HTE VOLTA | 594 | 441 | 424 | | 6 | 7 | 4 | | 153 | 117 | 13 |
| | C IV OIRE | 6685 | 4834 | 4105 | 102 | 178 | 339 | 110 | 38 | 1809 | 1310 | 356 |
| | TOGO | 1224 | 841 | 720 | | | 113 | 8 | 11 | 371 | 72 | 291 |
| | DAHOMÉY | 691 | 548 | 524 | | 11 | 9 | 4 | 35 | 108 | 91 | 3 |
| | CAMEROUN | 2749 | 2081 | 1703 | 20 | 20 | 282 | 56 | 14 | 654 | 497 | 97 |
| | CENTRAFR | 782 | 625 | 504 | 66 | 1 | 38 | 16 | 1 | 156 | 110 | 33 |
| | GABON | 2298 | 1535 | 1244 | 34 | 28 | 212 | 17 | 15 | 748 | 568 | 58 |
| | CONGO BRA | 7262 | 6163 | 3672 | 89 | 335 | 1313 | 754 | 59 | 1040 | 835 | 155 |
| | SOMALIE | 690 | 346 | 13 | | 1 | | 332 | | 344 | 278 | 16 |
| | MADAGASC | 3137 | 2696 | 2512 | 7 | 9 | 123 | 45 | 52 | 389 | 217 | 96 |
| | REUNION | 2682 | 2441 | 2311 | 5 | 2 | 86 | 37 | | 241 | 108 | 35 |
| | COMORES | 85 | 44 | 44 | | | | | 32 | 9 | 3 | |
| | ST P MIO | 142 | 85 | 24 | | 4 | 53 | 4 | | 57 | 16 | 8 |
| | GUADELOUP | 3260 | 2505 | 2292 | 22 | 17 | 94 | 80 | 7 | 748 | 485 | 148 |
| | MARTINIQ | 2714 | 1597 | 1421 | 40 | 8 | 83 | 45 | 11 | 1106 | 844 | 131 |
| | GUYANE | 452 | 290 | 249 | 20 | 1 | 16 | 4 | | 162 | 141 | 7 |
| | N CALEDO | 5561 | 4699 | 4520 | 3 | | 164 | 12 | 3 | 749 | 542 | 31 |
| | POLYNESIE | 748 | 406 | 344 | 8 | | 49 | 5 | 2 | 340 | 313 | 14 |
| TONNES | ALGERIE | 17676 | 16569 | 15914 | 57 | 41 | 461 | 96 | | 1107 | 407 | 279 |
| TONNES | MAURITAN | 934 | 768 | 754 | | | 14 | | 2 | 164 | 132 | 16 |
| TONNES | MALI | 235 | 174 | 155 | | 2 | 4 | 13 | | 59 | 40 | 10 |
| TONNES | NIGER | 215 | 160 | 151 | | | 7 | 2 | 20 | 35 | 31 | 1 |
| TONNES | TCHAD | 341 | 246 | 237 | | 1 | 2 | 6 | 32 | 63 | 29 | 18 |
| TONNES | SENEGAL | 2002 | 1660 | 1441 | 12 | 24 | 155 | 28 | 20 | 322 | 245 | 25 |
| TONNES | HTE VOLTA | 312 | 230 | 224 | | 1 | 3 | 2 | | 82 | 49 | 10 |
| TONNES | C IV OIRE | 3029 | 2184 | 1865 | 66 | 94 | 99 | 60 | 45 | 798 | 476 | 271 |
| TONNES | TOGO | 1037 | 768 | 715 | | | 51 | 2 | 11 | 258 | 26 | 223 |
| TONNES | DAHOMÉY | 281 | 210 | 199 | | 7 | 3 | 1 | 29 | 42 | 37 | 1 |
| TONNES | CAMEROUN | 1027 | 792 | 685 | 5 | 15 | 63 | 24 | 9 | 226 | 164 | 40 |
| TONNES | CENTRAFR | 436 | 370 | 306 | 45 | | 12 | 7 | | 66 | 40 | 17 |
| TONNES | GABON | 1178 | 890 | 694 | 12 | 18 | 139 | 27 | 5 | 283 | 171 | 26 |
| TONNES | CONGO BRA | 7711 | 7170 | 3631 | 180 | 231 | 1752 | 1376 | 53 | 488 | 393 | 71 |
| TONNES | SOMALIE | 413 | 199 | 14 | | 1 | | 184 | | 214 | 165 | 5 |
| TONNES | MADAGASC | 1330 | 1150 | 1081 | 2 | 3 | 48 | 16 | 32 | 148 | 63 | 35 |
| TONNES | REUNION | 1281 | 1131 | 1088 | 1 | 1 | 31 | 10 | | 150 | 100 | 15 |
| TONNES | COMORES | 38 | 22 | 22 | | | | | 11 | 5 | 2 | |
| TONNES | ST P MIO | 54 | 18 | 11 | | 2 | 5 | | | 36 | 4 | 5 |
| TONNES | GUADELOUP | 1727 | 1415 | 1334 | 5 | 8 | 32 | 36 | 9 | 303 | 180 | 78 |
| TONNES | MARTINIQ | 1270 | 838 | 782 | 11 | 1 | 33 | 11 | 12 | 420 | 281 | 83 |
| TONNES | GUYANE | 173 | 133 | 115 | 11 | | 6 | 1 | | 40 | 34 | 3 |
| TONNES | N CALEDO | 2936 | 2508 | 2434 | 2 | | 66 | 6 | 1 | 408 | 254 | 48 |
| TONNES | POLYNESIE | 410 | 251 | 215 | 8 | | 24 | 4 | 3 | 156 | 142 | 9 |
| VAL UNIT | ALGERIE | 1960 | 1897 | 1872 | 2211 | 2268 | 2631 | 2188 | | 2911 | 4538 | 2147 |
| | MAURITAN | 1681 | 1411 | 1401 | | | 857 | | 4500 | 2909 | 3174 | 1563 |
| | MALI | 2243 | 2103 | 2161 | | 1500 | 1750 | 1615 | 4500 | 2576 | 2900 | 1400 |

Werte : 1000 \$ — Mengen : Tonnen falls nicht anders vermerkt (Abkürzungen siehe Anhang)
 Einheitswerte : \$ je ausgewiesener Mengeneinheit — Y : siehe im Anhang Anmerkungen zu den Waren

Valeurs : 1000 \$ — Quantités : Tonnes sauf indication contraire (Voir abréviations en Annexe)
 Valeurs unitaires : \$ par unité de quantité indiquée — Y : voir notes par produits en Annexe

import

1961

Tab. 1

| Einheit Unité | Ursprung Origine | WELT MONDE | EWG CEE | darunter : dont : | | | | | AOM | DRITTE LÄNDER PAYS TIERS | darunter : dont : | |
|------------------|-----------------------------------|-------------------------------|------------|-------------------|----------|-----------|---------------------|--------|------|-----------------------------------|-------------------|------------------------|
| | | | | France | U.E.B.L. | Nederland | Deutschland (BR) | Italia | | | USA | G. Britan. Roy. Uni |
| | EINFUHRLÄNDER ↓ IMPORTATEUR | | | | | | | | | | | |
| | NIGER | 1977 | 2013 | 1927 | | | 4000 | 1500 | 550 | 2600 | 2645 | 3000 |
| | TCHAD | 2355 | 2459 | 2468 | | 2000 | 3000 | 833 | 1188 | 2540 | 2966 | 2333 |
| | SENEGAL | 2047 | 1916 | 1864 | 3000 | 2417 | 2206 | 2071 | 1850 | 2736 | 2804 | 3800 |
| | HTE VOLTA | 1904 | 1917 | 1893 | | 6000 | 2333 | 2000 | | 1866 | 2388 | 1300 |
| | C IVOIRE | 2207 | 2213 | 2201 | 1545 | 1894 | 3424 | 1833 | 844 | 2267 | 2752 | 1314 |
| | TOGO | 1180 | 1095 | 1007 | | | 2216 | 4000 | 1000 | 1438 | 2769 | 1305 |
| | DAHOMÉY | 2459 | 2610 | 2633 | | 1571 | 3000 | 4000 | 1207 | 2571 | 2459 | 3000 |
| | CAMEROUN | 2677 | 2628 | 2486 | 4000 | 1333 | 4476 | 2333 | 1556 | 2894 | 3030 | 2425 |
| | CENTRAFR | 1794 | 1689 | 1647 | | 1467 | 3167 | 2286 | | 2364 | 2750 | 1941 |
| | GABON | 1951 | 1725 | 1793 | | 2833 | 1556 | 1525 | 630 | 3000 | 2643 | 3322 |
| | CONGO BRA | 942 | 860 | 1011 | | 494 | 1450 | 749 | 548 | 1113 | 2131 | 2125 |
| | SOMALIE | 1671 | 1739 | 929 | | | 1000 | | 1804 | 1607 | 1685 | 3200 |
| | MADAGASC | 2359 | 2344 | 2324 | 3500 | 3000 | 2563 | 2813 | 1625 | 2628 | 3444 | 2743 |
| | REUNION | 2094 | 2158 | 2124 | 5000 | 2000 | 2774 | 3700 | | 1607 | 1080 | 2333 |
| | COMORES | 2237 | 2000 | 2000 | | | | | 2909 | 1800 | | 1500 |
| | ST P MIC | 2630 | 4722 | 2182 | | 2000 | 10600 | | | 1583 | 4000 | 1600 |
| | GUADELOUP | 1888 | 1770 | 1718 | 4400 | 2125 | 2938 | 2222 | 778 | 2469 | 2694 | 1897 |
| | MARTINIQ | 2137 | 1906 | 1817 | 3636 | 8000 | 2515 | 4091 | 917 | 2633 | 3004 | 1578 |
| | GUYANE | 2613 | 2180 | 2165 | 1818 | | 2667 | 4000 | | 4050 | 4147 | 2333 |
| | N CALEDO | 1894 | 1874 | 1857 | 1500 | | 2485 | 2000 | 3000 | 1836 | 2134 | 646 |
| | POLYNESIE | 1824 | 1618 | 1600 | 1000 | | 2042 | 1250 | 667 | 2179 | 2204 | 1556 |
| | 722 | MACH ELECT APPAR POUR COUPURE | | | | | | | | | | |
| 1000 DOL | ALGERIE | 13077 | 12773 | 12638 | 24 | 6 | 89 | 16 | | 304 | 252 | 22 |
| | MAURITAN | 473 | 460 | 460 | | | | | 8 | 5 | 4 | |
| | MALI | 111 | 107 | 107 | | | | | 1 | 3 | 1 | |
| | NIGER | 104 | 101 | 101 | | | | | 2 | 1 | | |
| | TCHAD | 232 | 206 | 198 | | | 8 | | | 26 | 4 | 22 |
| | SENEGAL | 1076 | 1047 | 1024 | | | 21 | 2 | 1 | 28 | 18 | 7 |
| | HTE VOLTA | 185 | 181 | 181 | | | | | 2 | 2 | 1 | |
| | C IVOIRE | 1306 | 1256 | 1207 | 3 | 1 | 45 | 3 | 2 | 47 | 39 | 5 |
| | TOGO | 463 | 457 | 390 | | | 67 | | 2 | 4 | 1 | |
| | DAHOMÉY | 165 | 155 | 152 | | | 3 | | 9 | 1 | | |
| | CAMEROUN | 489 | 409 | 385 | 2 | 1 | 21 | | 2 | 78 | 12 | 7 |
| | CENTRAFR | 104 | 95 | 75 | | | 20 | | 1 | 8 | 3 | 3 |
| | GABON | 296 | 268 | 255 | 1 | | 12 | | 2 | 26 | 15 | 10 |
| | CONGO BRA | 822 | 785 | 761 | 4 | 3 | 17 | | 7 | 30 | 14 | 7 |
| | SOMALIE | 28 | 17 | | | | | | | 11 | 10 | |
| | MADAGASC | 797 | 766 | 727 | | | 39 | 17 | 11 | 20 | 10 | 2 |
| | COMORES | 36 | 32 | 32 | | | | | 5 | 1 | | |
| | POLYNESIE | 318 | 233 | 196 | | | 37 | | 4 | 81 | 61 | 19 |
| TONNES | ALGERIE | 5516 | 5468 | 5426 | 12 | 1 | 22 | 7 | | 48 | 34 | 8 |
| | MAURITAN | 212 | 206 | 206 | | | | | 7 | 1 | | |
| | MALI | 43 | 42 | 42 | | | | | 1 | | | |
| | NIGER | 42 | 40 | 40 | | | | | 1 | 1 | | |
| | TCHAD | 75 | 62 | 59 | | | | 3 | | 13 | 1 | 12 |
| | SENEGAL | 432 | 424 | 413 | | | 10 | 1 | | 8 | 6 | 2 |
| | HTE VOLTA | 71 | 68 | 68 | | | | | 1 | 2 | | |
| | C IVOIRE | 511 | 498 | 476 | 4 | | 18 | | 4 | 9 | 6 | 2 |
| | TOGO | 164 | 162 | 134 | | | 28 | | | 2 | | |
| | DAHOMÉY | 59 | 56 | 55 | | | 1 | | 3 | | | |
| | CAMEROUN | 174 | 156 | 148 | 1 | | 7 | | 1 | 17 | 3 | 6 |
| | CENTRAFR | 39 | 36 | 29 | | | 7 | | | 3 | 1 | 2 |
| | GABON | 131 | 121 | 118 | | | 3 | | 2 | 8 | 2 | 6 |
| | CONGO BRA | 281 | 265 | 255 | 2 | 2 | 6 | | 4 | 12 | 4 | 3 |
| | SOMALIE | 11 | 11 | | | | | 11 | | | | |
| | MADAGASC | 303 | 293 | 280 | | | 13 | | 8 | 2 | 1 | |
| | COMORES | 12 | 11 | 11 | | | | | 2 | 1 | | |
| | POLYNESIE | 154 | 105 | 83 | | | 22 | | 2 | 47 | 31 | 16 |
| VAL UNIT | ALGERIE | 2371 | 2336 | 2329 | 2000 | 6000 | 4045 | 2286 | | 6333 | 7412 | 2750 |
| | MAURITAN | 2231 | 2233 | 2233 | | | | | 1143 | 5000 | | |
| | MALI | 2581 | 2548 | 2548 | | | | | 1000 | | | |
| | NIGER | 2476 | 2525 | 2525 | | | | | 2000 | 1000 | | |
| | TCHAD | 3093 | 3323 | 3356 | | | 2667 | | | 2000 | 4000 | 1833 |
| | SENEGAL | 2491 | 2469 | 2479 | | | 2100 | 2000 | | 3500 | 3000 | 3500 |
| | HTE VOLTA | 2606 | 2662 | 2662 | | | | | 2000 | 1000 | | |
| | C IVOIRE | 2556 | 2522 | 2536 | 750 | | 2500 | | 750 | 5222 | 6500 | 2500 |
| | TOGO | 2823 | 2821 | 2910 | | | 2393 | | | 2000 | | |
| | DAHOMÉY | 2797 | 2768 | 2764 | | | 3000 | | 3000 | | | |
| | CAMEROUN | 2810 | 2622 | 2601 | 2000 | | 3000 | | 2000 | 4588 | 4000 | 1167 |
| | CENTRAFR | 2667 | 2639 | 2586 | | | 2857 | | | 2667 | 3000 | 1500 |
| | GABON | 2260 | 2215 | 2161 | | | 4000 | | 1000 | 3250 | 7500 | 1667 |
| | CONGO BRA | 2925 | 2962 | 2984 | 2000 | 1500 | 2833 | | 1750 | 2500 | 3500 | 2333 |
| | SOMALIE | 2545 | 1545 | | | | | 1545 | | | | |
| | MADAGASC | 2630 | 2614 | 2596 | | | 3000 | | 1375 | 10000 | 10000 | |
| | COMORES | 3000 | 2909 | 2909 | | | | | 2500 | 1000 | | |
| | POLYNESIE | 2065 | 2219 | 2361 | | | 1682 | | 2000 | 1723 | 1968 | 1188 |
| | 723 | FILS CABLES ISOLAT ETC P ELEC | | | | | | | | | | |
| 1000 DOL | ALGERIE | 7149 | 7137 | 6993 | | | 143 | 1 | | 12 | 10 | |
| | MAURITAN | 247 | 242 | 242 | | | | | 5 | | | |
| | MALI | 130 | 129 | 129 | | | | | | 1 | | |
| | NIGER | 64 | 63 | 63 | | | | | | 1 | | |
| | TCHAD | 140 | 138 | 138 | | | | | 2 | | | |
| | SENEGAL | 813 | 799 | 780 | | | 19 | | | 14 | 3 | |
| | HTE VOLTA | 87 | 87 | 87 | | | | | | | | |
| | C IVOIRE | 643 | 518 | 518 | | | | | 94 | 31 | 19 | |
| | TOGO | 148 | 137 | 137 | | | | | 11 | | | |

Werte : 1000 \$ — Mengen : Tonnen falls nicht anders vermerkt (Abkürzungen siehe Anhang)
Einheitswerte : \$ je ausgewiesener Mengeneinheit — Y : siehe im Anhang Anmerkungen zu den Waren

Valeurs : 1000 \$ — Quantités : Tonnes sauf indication contraire (Voir abréviations en Annexe)
Valeurs unitaires : \$ par unité de quantité indiquée — Y : voir notes par produits en Annexe

import

1961

Tab. 1

| Einheit Unité | Ursprung Origine | WELT MONDE | EWG CEE | darunter : dont : | | | | | A O M | DRITTE LÄNDER PAYS TIERS | darunter : dont : | |
|-----------------------------------|---------------------|---------------|------------|-------------------|----------|-----------|---------------------|--------|-------|-----------------------------------|-------------------|------------------------|
| | | | | France | U.E.B.L. | Nederland | Deutschland (BR) | Italia | | | USA | G. Britan. Roy. Uni |
| EINFUHRLÄNDER | | | | | | | | | | | | |
| ↓ IMPORTATEUR | | | | | | | | | | | | |
| | DAHOMÉY | 65 | 48 | 48 | | | | | 16 | 1 | | |
| | CAMÉROUN | 264 | 260 | 260 | | | | 3 | 1 | | | |
| | CENTRAFR | 70 | 68 | 68 | | | | 1 | 1 | 1 | | |
| | GABON | 158 | 155 | 150 | | | | 2 | 1 | 1 | | |
| | CONGO BRA | 473 | 460 | 455 | 4 | 1 | | 11 | 2 | 1 | | |
| | SOMALIE | 35 | 34 | | | | | 34 | 1 | 1 | | |
| | MADAGASC | 515 | 500 | 496 | | 4 | | 13 | 2 | 1 | | |
| | REUNION | 150 | 148 | 148 | | | | 2 | 2 | | | |
| | COMORES | 6 | 3 | 3 | | | | 4 | 1 | | | |
| | GUADELOUP | 163 | 162 | 162 | | | | 1 | 1 | | | |
| | MARTINIQ | 136 | 133 | 129 | 1 | 3 | | 1 | 2 | 2 | | |
| | GUYANE | 34 | 33 | 33 | | | | 1 | 1 | | | |
| | POLYNESIE | 171 | 166 | 166 | | | | 1 | 4 | 4 | | |
| TONNES | ALGERIE | 7087 | 7086 | 7024 | | | 61 | 1 | | | | |
| TONNES | MAURITAN | 205 | 196 | 196 | | | | 9 | | 1 | | |
| TONNES | MALI | 124 | 123 | 123 | | | | | 1 | | | |
| TONNES | NIGER | 68 | 67 | 67 | | | | | 1 | | | |
| TONNES | TCHAD | 116 | 115 | 115 | | | | 1 | | | | |
| TONNES | SENEGAL | 921 | 902 | 883 | | | | | 19 | | | |
| TONNES | HTE VOLTA | 99 | 98 | 98 | | 19 | | | 1 | | | |
| TONNES | C IVOIRE | 789 | 634 | 634 | | | | 123 | 32 | 13 | | |
| TONNES | TOGO | 109 | 100 | 100 | | | | 8 | 1 | | | |
| TONNES | DAHOMÉY | 71 | 51 | 51 | | | | 19 | 1 | | | |
| TONNES | CAMÉROUN | 243 | 240 | 240 | | | | 3 | | | | |
| TONNES | CENTRAFR | 72 | 71 | 71 | | | | 1 | | | | |
| TONNES | GABON | 143 | 142 | 139 | | | | 1 | | | | |
| TONNES | CONGO BRA | 413 | 405 | 401 | 1 | 2 | | 7 | 1 | | | |
| TONNES | SOMALIE | 30 | 29 | | | | | 2 | 1 | | | |
| TONNES | MADAGASC | 493 | 479 | 476 | | | 3 | 14 | 1 | 1 | | |
| TONNES | REUNION | 119 | 118 | 118 | | | | | 1 | | | |
| TONNES | COMORES | 3 | 2 | 2 | | | | 1 | | | | |
| TONNES | GUADELOUP | 126 | 126 | 126 | | | | | | | | |
| TONNES | MARTINIQ | 106 | 104 | 100 | | | | 1 | 1 | 1 | | |
| TONNES | GUYANE | 34 | 34 | 34 | 1 | 3 | | 1 | 1 | 1 | | |
| TONNES | POLYNESIE | 175 | 171 | 171 | | | | | 4 | 4 | | |
| VAL UNIT | ALGERIE | 1009 | 1007 | 996 | | | 2344 | 1000 | 556 | 12000 | 10000 | |
| | MAURITAN | 1205 | 1235 | 1235 | | | | | | | | |
| | MALI | 1048 | 1049 | 1049 | | | | | | 1000 | | |
| | NIGER | 941 | 940 | 940 | | | | | | 1000 | | |
| | TCHAD | 1207 | 1200 | 1200 | | | | | 2000 | | | |
| | SENEGAL | 883 | 886 | 883 | | | 1000 | | | 737 | | |
| | HTE VOLTA | 879 | 888 | 888 | | | | | | | | |
| | C IVOIRE | 815 | 817 | 817 | | | | | 764 | 969 | 1462 | |
| | TOGO | 1358 | 1370 | 1370 | | | | | 1375 | | | |
| | DAHOMÉY | 915 | 941 | 941 | | | | | 842 | 1000 | | |
| | CAMÉROUN | 1086 | 1083 | 1083 | | | | | 1000 | | | |
| | CENTRAFR | 972 | 958 | 958 | | | | | 1000 | | | |
| | GABON | 1105 | 1092 | 1079 | | | | | 1000 | | | |
| | CONGO BRA | 1145 | 1136 | 1135 | | 4000 | 500 | | 2000 | | | |
| | SOMALIE | 1167 | 1172 | | | | 1000 | 1500 | 1571 | 2000 | | |
| | MADAGASC | 1045 | 1044 | 1042 | | | | 1172 | 1000 | | 1000 | |
| | REUNION | 1261 | 1254 | 1254 | | | | | 929 | | | |
| | COMORES | 2000 | 1500 | 1500 | | | | | 2000 | | | |
| | GUADELOUP | 1294 | 1286 | 1286 | | | | | 4000 | | | |
| | MARTINIQ | 1283 | 1279 | 1290 | | | | | | | | |
| | GUYANE | 1000 | 971 | 971 | | 1000 | 1000 | 1000 | 2000 | 2000 | | |
| | POLYNESIE | 977 | 971 | 971 | | | | | 1000 | 1000 | | |
| 724 APPAR POUR TELECOMMUNICATIONS | | | | | | | | | | | | |
| APP F TELEGR TELEPHON FERNSEH | | | | | | | | | | | | |
| 1000 DOL | ALGERIE | 13437 | 13186 | 12885 | 3 | 211 | 86 | 1 | | 251 | 215 | 3 |
| | MAURITAN | 140 | 120 | 117 | | | 3 | | | 20 | 20 | |
| | MALI | 374 | 349 | 326 | | | 8 | | 6 | 19 | | 7 |
| | NIGER | 141 | 120 | 82 | | | 12 | | 5 | 16 | | 1 |
| | TCHAD | 358 | 346 | 290 | | | 28 | | 2 | 8 | | 1 |
| | SENEGAL | 1097 | 932 | 546 | | | 108 | 265 | 13 | 144 | | 29 |
| | HTE VOLTA | 636 | 280 | 147 | | | 14 | 119 | | 339 | | |
| | C IVOIRE | 1486 | 1374 | 887 | 1 | 98 | 386 | 2 | 48 | 64 | 5 | 25 |
| | TOGO | 111 | 101 | 62 | 1 | 14 | 24 | | 1 | 6 | | 1 |
| | DAHOMÉY | 178 | 137 | 98 | | | 8 | | 35 | 6 | | 3 |
| | CAMÉROUN | 1067 | 921 | 748 | | | 36 | 137 | 23 | 123 | 29 | 34 |
| | CENTRAFR | 297 | 215 | 96 | | | 28 | 91 | | 80 | 1 | 10 |
| | GABON | 469 | 399 | 282 | | | 53 | 64 | 10 | 60 | 40 | 9 |
| | CONGO BRA | 1685 | 1478 | 1310 | 22 | 78 | 68 | | 114 | 93 | 29 | 7 |
| | SOMALIE | 72 | 44 | | | | 11 | 9 | 24 | 28 | 9 | 4 |
| | MADAGASC | 3034 | 2854 | 2497 | 41 | 149 | 165 | 2 | 66 | 114 | 11 | 22 |
| | REUNION | 285 | 252 | 200 | | | 19 | 33 | | 33 | | 4 |
| | COMORES | 30 | 24 | 14 | | | 4 | 6 | | | | |
| | GUADELOUP | 267 | 260 | 223 | | | 17 | 20 | | 7 | | 4 |
| | MARTINIQ | 472 | 454 | 415 | | | 9 | 30 | | 13 | | |
| | GUYANE | 35 | 35 | 14 | | | 4 | 17 | | | | |
| | N CALEDO | 156 | 144 | 117 | | | 15 | 12 | | 12 | 1 | 1 |
| | POLYNESIE | 417 | 387 | 347 | | | 12 | 28 | | 25 | 17 | 5 |
| TONNES | ALGERIE | 1417 | 1414 | 1365 | | | 31 | 18 | | 3 | 2 | |
| TONNES | MAURITAN | 15 | 15 | 14 | | | | 1 | | | | |
| TONNES | MALI | 54 | 49 | 45 | | | 1 | 3 | | 3 | 2 | |
| TONNES | NIGER | 24 | 20 | 13 | | | 1 | 5 | 1 | 1 | 3 | |
| TONNES | TCHAD | 35 | 34 | 26 | | | 3 | 5 | | 1 | | |
| TONNES | SENEGAL | 176 | 148 | 80 | | | 13 | 53 | 2 | 3 | 25 | 5 |
| TONNES | HTE VOLTA | 70 | 43 | 24 | | | 2 | 17 | | 1 | 26 | |

Werte : 1000 \$ — Mengen : Tonnen falls nicht anders vermerkt (Abkürzungen siehe Anhang)
Einheitswerte : \$ je ausgewiesener Mengeneinheit — Y : siehe im Anhang Anmerkungen zu den Waren

Valeurs : 1000 \$ — Quantités : Tonnes sauf indication contraire (Voir abréviations en Annexe)
Valeurs unitaires : \$ par unité de quantité indiquée — Y : voir notes par produits en Annexe

i m p o r t

1961

Tab. 1

| Einheit Unité | Ursprung Origine | WELT MONDE | EWG CEE | darunter : dont : | | | | | A O M | DRITTE LÄNDER PAYS TIERS | darunter : dont : | |
|------------------|------------------------------|------------------------------|------------|-------------------|----------|-----------|---------------------|--------|-------|-----------------------------------|-------------------|------------------------|
| | | | | France | U.E.B.L. | Nederland | Deutschland (BR) | Italia | | | USA | G. Britan. Roy. Uni |
| | EINFUHRLÄNDER IMPORTATEUR | | | | | | | | | | | |
| TONNES | C IVOIRE | 188 | 176 | 102 | | 13 | 61 | | 4 | 8 | | 3 |
| TONNES | TOGO | 16 | 15 | 7 | | 2 | 6 | | | 1 | | |
| TONNES | DAHOMÉY | 25 | 15 | 8 | | 1 | 6 | | 9 | 1 | | 1 |
| TONNES | CAMÉROUN | 115 | 99 | 69 | | 4 | 26 | | 1 | 15 | 3 | 5 |
| TONNES | CENTRAFR | 46 | 33 | 13 | | 3 | 17 | | | 13 | | 1 |
| TONNES | GABON | 69 | 61 | 40 | | 6 | 15 | | 1 | 7 | | 1 |
| TONNES | CONGO BRA | 217 | 183 | 158 | 1 | 9 | 15 | | 12 | 22 | 5 | 2 |
| TONNES | SOMALIE | 22 | 8 | | | 2 | | 4 | | 14 | 2 | 1 |
| TONNES | MADAGASC | 349 | 333 | 293 | 3 | 15 | 22 | | 5 | 11 | | 1 |
| TONNES | REUNION | 32 | 28 | 18 | | 3 | 7 | | | 4 | | 1 |
| TONNES | COMORES | 3 | 2 | 1 | | 1 | 1 | | 1 | | | |
| TONNES | GUADELOUP | 38 | 38 | 30 | | 3 | 5 | | | | | 1 |
| TONNES | MARTINIQ | 49 | 48 | 41 | | 1 | 6 | | 1 | | | |
| TONNES | GUYANE | 6 | 7 | 4 | | 1 | 4 | | | 1 | | |
| TONNES | N CALEDO | 20 | 18 | 14 | | 1 | 3 | | | | | |
| TONNES | POLYNESIE | 87 | 82 | 72 | | 2 | 8 | | 1 | 4 | 3 | 1 |
| VAL UNIT | ALGERIE | 9483 | 9325 | 9440 | | 6806 | 4778 | | | 83667 | 107500 | |
| | MAURITAN | 9333 | 8000 | 8357 | | | 3000 | | | | | |
| | MALI | 6926 | 7122 | 7244 | | 8000 | 5000 | | 2000 | 9500 | | |
| | NIGER | 5875 | 6000 | 6308 | | 12000 | 4600 | 3000 | 5000 | 5333 | | |
| | TCHAD | 10229 | 10176 | 11154 | | 9333 | 5600 | | | 8000 | | |
| | SENEGAL | 6233 | 6297 | 6825 | | 8308 | 5000 | 6500 | 7000 | 5760 | | 5800 |
| | HTE VOLTA | 9086 | 6512 | 6125 | | 7000 | 7000 | | 17000 | 13038 | | |
| | C IVOIRE | 7904 | 7807 | 8696 | | 7538 | 6328 | | 12000 | 8000 | | 8333 |
| | TOGO | 6938 | 6733 | 8857 | | 7000 | 4000 | | | 6000 | | |
| | DAHOMÉY | 7120 | 9133 | 12250 | | 8000 | 5167 | | 3889 | 6000 | | 3000 |
| | CAMÉROUN | 9278 | 9303 | 10841 | | 9000 | 5269 | | 23000 | 8200 | 9667 | 6800 |
| | CENTRAFR | 6457 | 6515 | 7385 | | 9333 | 5353 | | | 6154 | | 10000 |
| | GABON | 6797 | 6541 | 7050 | | 8833 | 4267 | | 10000 | 8571 | 8000 | 9000 |
| | CONGO BRA | 7765 | 8077 | 8291 | 22000 | 8667 | 4533 | | 9500 | 4227 | 14500 | 3500 |
| | SOMALIE | 3273 | 5500 | | | 5500 | 4500 | 6000 | | 2000 | 4500 | 4000 |
| | MADAGASC | 8693 | 8571 | 8522 | 13667 | 9933 | 7500 | | 13200 | 10364 | | 22000 |
| | REUNION | 8906 | 9000 | 11111 | | 6333 | 4714 | | | 8250 | | 4000 |
| | COMORES | 10000 | 12000 | 14000 | | | 6000 | | 6000 | | | |
| | GUADELOUP | 7026 | 6842 | 7433 | | 5667 | 4000 | | | | | 4000 |
| | MARTINIQ | 9633 | 9458 | 10122 | | 9000 | 5000 | | 5000 | | | |
| | GUYANE | 5833 | 5000 | 7000 | | 4000 | 4250 | | | | | |
| | N CALEDO | 7800 | 8000 | 8357 | | 15000 | 4000 | | | 6000 | | |
| | POLYNESIE | 4793 | 4720 | 4819 | | 6000 | 3500 | | 5000 | 6250 | 5667 | 5000 |
| Y | 725 | APPAREILS ELECTRODOMESTIQUES | | | | | | | | | | |
| 1000 DOL | ALGERIE | 5010 | 4939 | 4573 | 6 | 205 | 49 | 106 | | 71 | 45 | 10 |
| | MAURITAN | 237 | 234 | 233 | | | | 1 | | 3 | 2 | |
| | MALI | 36 | 36 | 27 | | 7 | 2 | | | 1 | 1 | |
| | NIGER | 66 | 47 | 38 | | 3 | 5 | 1 | | 18 | 16 | 3 |
| | TCHAD | 53 | 49 | 40 | | 7 | 2 | | | 4 | 2 | 2 |
| | SENEGAL | 244 | 230 | 197 | | 22 | 7 | 4 | | 14 | 6 | 3 |
| | HTE VOLTA | 44 | 38 | 32 | | 3 | 3 | | | 6 | 6 | |
| | C IVOIRE | 191 | 179 | 135 | 1 | 33 | 5 | 5 | | 12 | 9 | 3 |
| | TOGO | 45 | 34 | 20 | 1 | 9 | 4 | | 3 | 8 | 8 | |
| | DAHOMÉY | 113 | 60 | 41 | | 11 | 5 | 3 | 5 | 48 | 29 | 16 |
| | CAMÉROUN | 92 | 78 | 68 | | 7 | 3 | | | 14 | 9 | 4 |
| | CENTRAFR | 33 | 28 | 17 | | 4 | 7 | | | 5 | 4 | |
| | GABON | 40 | 36 | 29 | | 5 | 2 | | | 4 | 3 | |
| | CONGO BRA | 97 | 86 | 59 | | 16 | 5 | 6 | 3 | 8 | 6 | 1 |
| | SOMALIE | 80 | 53 | | | 1 | 4 | 48 | | 27 | 12 | 7 |
| | MADAGASC | 179 | 171 | 134 | | 17 | 16 | 4 | | 8 | 5 | 1 |
| | POLYNESIE | 108 | 60 | 59 | | 1 | | | | 48 | 48 | |
| TONNES | ALGERIE | 2858 | 2833 | 2691 | 4 | 40 | 22 | 76 | | 25 | 17 | 1 |
| TONNES | MAURITAN | 128 | 127 | 126 | | | | 1 | | 1 | 1 | |
| TONNES | MALI | 13 | 13 | 10 | | 2 | 1 | | | | | |
| TONNES | NIGER | 28 | 20 | 17 | | 1 | 2 | | | 8 | 7 | 1 |
| TONNES | TCHAD | 20 | 17 | 14 | | 2 | 1 | | | 3 | 1 | 1 |
| TONNES | SENEGAL | 124 | 121 | 108 | | 7 | 3 | 3 | | 3 | 1 | 1 |
| TONNES | HTE VOLTA | 20 | 18 | 16 | | 1 | 1 | | | 2 | 2 | |
| TONNES | C IVOIRE | 88 | 84 | 67 | | 10 | 3 | 4 | | 4 | 3 | 1 |
| TONNES | TOGO | 21 | 17 | 11 | 1 | 3 | 2 | | 2 | 2 | 4 | |
| TONNES | DAHOMÉY | 60 | 28 | 20 | | 3 | 3 | 2 | 3 | 29 | 16 | 11 |
| TONNES | CAMÉROUN | 44 | 38 | 34 | | 2 | 2 | | | 6 | 5 | 1 |
| TONNES | CENTRAFR | 12 | 9 | 6 | | 1 | 2 | | | 3 | 2 | |
| TONNES | GABON | 17 | 15 | 13 | | 1 | 1 | | | 2 | 1 | |
| TONNES | CONGO BRA | 37 | 32 | 25 | | 5 | 1 | 1 | 2 | 3 | 2 | |
| TONNES | SOMALIE | 55 | 32 | | | 1 | 2 | 30 | | 23 | 9 | 4 |
| TONNES | MADAGASC | 74 | 72 | 60 | | 5 | 6 | 1 | | 2 | 1 | |
| TONNES | POLYNESIE | 71 | 44 | 44 | | 1 | | | | 27 | 26 | |
| VAL UNIT | ALGERIE | 1753 | 1743 | 1699 | 1500 | 5125 | 2227 | 1395 | | 2840 | 2647 | 10000 |
| | MAURITAN | 1852 | 1843 | 1849 | | | | 1000 | | 3000 | 2400 | |
| | MALI | 2769 | 2769 | 2700 | | 3500 | 2000 | | | | | |
| | NIGER | 2357 | 2350 | 2235 | | 3000 | 2500 | | | 2250 | 2286 | 3000 |
| | TCHAD | 2650 | 2882 | 2857 | | 3500 | 2000 | | | 1333 | 2000 | 2000 |
| | SENEGAL | 1968 | 1901 | 1824 | | 3143 | 2333 | 1333 | | 4667 | 6000 | 3000 |
| | HTE VOLTA | 2200 | 2111 | 2000 | | 3000 | 3000 | | | 3000 | 3000 | |
| | C IVOIRE | 2170 | 2131 | 2015 | | 3300 | 1667 | 1250 | | 3000 | 3000 | 3000 |
| | TOGO | 2143 | 2000 | 1818 | 1000 | 3000 | 2000 | | 1500 | 4000 | 2000 | |
| | DAHOMÉY | 1883 | 2143 | 2050 | | 3667 | 1667 | 1500 | 1667 | 1655 | 1813 | 1455 |
| | CAMÉROUN | 2091 | 2053 | 2000 | | 3500 | 1500 | | | 2333 | 1800 | 4000 |
| | CENTRAFR | 2750 | 3111 | 2833 | | 4000 | 3500 | | | 1667 | 2000 | |
| | GABON | 2353 | 2400 | 2231 | | 5000 | 2000 | | | 2000 | 3000 | |
| | CONGO BRA | 2622 | 2688 | 2360 | | 3200 | 5000 | 6000 | 1500 | 2667 | 3000 | |
| | SOMALIE | 1455 | 1656 | | | | 2000 | 1600 | | 1174 | 1333 | 1750 |

Werte : 1000 \$ — Mengen : Tonnen falls nicht anders vermerkt (Abkürzungen siehe Anhang)
Einheitswerte : \$ je ausgewiesener Mengeneinheit — Y : siehe im Anhang Anmerkungen zu den Waren

Valeurs : 1000 \$ — Quantités : Tonnes sauf indication contraire (Voir abréviations en Annexe)
Valeurs unitaires : \$ par unité de quantité indiquée — Y : voir notes par produits en Annexe

import

1961

Tab. 1

| Einheit Unité | Ursprung Origine | WELT MONDE | EWG CEE | darunter : dont : | | | | | AOM | DRITTE LÄNDER PAYS TIERS | darunter : dont : | |
|------------------|-------------------------------------|---------------|------------|-------------------|----------|-----------|---------------------|--------|-----|-----------------------------------|-------------------|------------------------|
| | | | | France | U.E.B.L. | Nederland | Deutschland (BR) | Italia | | | USA | G. Britan. Roy. Uni |
| | EINFUHRLÄNDER ↓ IMPORTATEUR | | | | | | | | | | | |
| | MADAGASC | 2419 | 2375 | 2233 | | 3400 | 2667 | 4000 | | 4000 | 5000 | |
| | POLYNESIE | 1521 | 1364 | 1341 | | | | | | 1778 | 1846 | |
| | Y 726 APP ELEC MEDICALE ET RADIOLOG | | | | | | | | | | | |
| | 1000 DOL | | | | | | | | | | | |
| | ALGERIE | 815 | 799 | 705 | 25 | 7 | 62 | | | 16 | 3 | |
| | MAURITAN | 34 | 34 | 34 | | | | | | | | |
| | MALI | 4 | 4 | 4 | | | | | | | | |
| | NIGER | 4 | 3 | 3 | | | | | 1 | | | |
| | TCHAD | 16 | 16 | 16 | | | | | | | | |
| | SENEGAL | 48 | 48 | 48 | | | | | | | | |
| | HTE VOLTA | 29 | 29 | 29 | | | | | | | | |
| | C IVOIRE | 59 | 58 | 57 | | | 1 | | | 1 | 1 | |
| | TOGO | 7 | 7 | 6 | | | 1 | | | | | |
| | DAHOMY | 36 | 35 | 35 | | | | | 1 | | | |
| | CAMEROUN | 14 | 14 | 14 | | | | | | | | |
| | CENTRAFR | 6 | 6 | 6 | | | | | | | | |
| | GABON | 12 | 11 | 11 | | | | | | 1 | | |
| | CONGO BRA | 19 | 19 | 19 | | | | | | | | |
| | SOMALIE | 2 | 2 | | | | | 2 | | | | |
| | MADAGASC | 38 | 37 | 37 | | | | | | 1 | | |
| | POLYNESIE | 11 | 10 | 10 | | | | | | 1 | 1 | |
| | TONNES | | | | | | | | | | | |
| | ALGERIE | 102 | 102 | 93 | 2 | 1 | 6 | | | | | |
| | MAURITAN | 4 | 4 | 4 | | | | | | | | |
| | MALI | | | | | | | | | | | |
| | NIGER | | | | | | | | | | | |
| | TCHAD | 2 | 2 | 2 | | | | | | | | |
| | SENEGAL | 5 | 5 | 5 | | | | | | | | |
| | HTE VOLTA | 4 | 4 | 4 | | | | | | | | |
| | C IVOIRE | 5 | 5 | 5 | | | | | | | | |
| | TOGO | 1 | 1 | 1 | | | | | | | | |
| | DAHOMY | 4 | 4 | 4 | | | | | | | | |
| | CAMEROUN | 2 | 2 | 2 | | | | | | | | |
| | CENTRAFR | 1 | 1 | 1 | | | | | | | | |
| | GABON | 1 | 1 | 1 | | | | | | | | |
| | CONGO BRA | 2 | 2 | 2 | | | | | | | | |
| | SOMALIE | 1 | 1 | | | | | 1 | | | | |
| | MADAGASC | 4 | 4 | 4 | | | | | | | | |
| | POLYNESIE | 2 | 2 | 2 | | | | | | | | |
| | VAL UNIT | | | | | | | | | | | |
| | ALGERIE | 7990 | 7833 | 7581 | 12500 | 7000 | 10333 | | | | | |
| | MAURITAN | 8500 | 8500 | 8500 | | | | | | | | |
| | MALI | | | | | | | | | | | |
| | NIGER | | | | | | | | | | | |
| | TCHAD | 8000 | 8000 | 8000 | | | | | | | | |
| | SENEGAL | 9600 | 9600 | 9600 | | | | | | | | |
| | HTE VOLTA | 7250 | 7250 | 7250 | | | | | | | | |
| | C IVOIRE | 11800 | 11600 | 11400 | | | | | | | | |
| | TOGO | 7000 | 7000 | 6000 | | | | | | | | |
| | DAHOMY | 9000 | 8750 | 8750 | | | | | | | | |
| | CAMEROUN | 7000 | 7000 | 7000 | | | | | | | | |
| | CENTRAFR | 6000 | 6000 | 6000 | | | | | | | | |
| | GABON | 12000 | 11000 | 11000 | | | | | | | | |
| | CONGO BRA | 9500 | 9500 | 9500 | | | | | | | | |
| | SOMALIE | 2000 | 2000 | | | | | 2000 | | | | |
| | MADAGASC | 9500 | 9250 | 9250 | | | | | | | | |
| | POLYNESIE | 5500 | 5000 | 5000 | | | | | | | | |
| | 729 MACH ET APP ELECTRIQUES N D A | | | | | | | | | | | |
| | 1000 DOL | | | | | | | | | | | |
| | ALGERIE | 11314 | 10758 | 10591 | 4 | 18 | 124 | 21 | | 556 | 396 | 41 |
| | MAURITAN | 137 | 119 | 119 | | | | | 3 | 15 | 15 | |
| | MALI | 637 | 576 | 574 | | 1 | 1 | | 19 | 42 | 1 | 12 |
| | NIGER | 191 | 155 | 154 | | | 1 | | 4 | 32 | 1 | 6 |
| | TCHAD | 320 | 254 | 228 | 1 | 1 | 24 | | 2 | 64 | 8 | 10 |
| | SENEGAL | 1734 | 1488 | 1411 | 1 | 9 | 61 | 6 | 1 | 245 | 50 | 97 |
| | HTE VOLTA | 528 | 398 | 392 | | | 6 | | | 130 | 3 | 21 |
| | C IVOIRE | 2509 | 2307 | 2233 | 1 | 6 | 67 | | | 202 | 66 | 71 |
| | TOGO | 176 | 104 | 89 | | | 14 | 1 | 3 | 69 | 1 | 57 |
| | DAHOMY | 228 | 169 | 158 | | 5 | 6 | | 15 | 44 | 2 | 33 |
| | CAMEROUN | 1510 | 1142 | 947 | 3 | 28 | 51 | 113 | 10 | 358 | 54 | 124 |
| | CENTRAFR | 408 | 230 | 206 | 2 | 1 | 21 | | | 178 | 15 | 38 |
| | GABON | 518 | 396 | 331 | | 8 | 56 | 1 | 2 | 120 | 55 | 49 |
| | CONGO BRA | 1081 | 926 | 829 | 5 | 7 | 81 | 4 | 10 | 145 | 57 | 58 |
| | SOMALIE | 358 | 227 | 2 | | 2 | 7 | 216 | | 131 | 42 | 16 |
| | MADAGASC | 1579 | 1420 | 1325 | 3 | 2 | 88 | 2 | 1 | 158 | 27 | 16 |
| | REUNION | 983 | 962 | 919 | | 9 | 34 | | | 21 | 4 | 7 |
| | COMORES | 45 | 32 | 32 | | | | | 14 | 1 | | |
| | ST P MIO | 146 | 85 | 73 | | 4 | 8 | | | 61 | 20 | 8 |
| | GADELOUP | 907 | 851 | 814 | | 10 | 26 | 1 | 1 | 55 | 30 | 17 |
| | MARTINIO | 972 | 894 | 861 | 1 | 7 | 25 | | | 78 | 36 | 31 |
| | GUYANE | 152 | 113 | 103 | | 2 | 8 | | | 39 | 38 | 3 |
| | N CALEDO | 1983 | 1671 | 1601 | | 5 | 65 | | | 311 | 133 | 65 |
| | POLYNESIE | 247 | 163 | 155 | | | 8 | | | 83 | 50 | 11 |
| | TONNES | | | | | | | | | | | |
| | ALGERIE | 5732 | 5630 | 5588 | 1 | 1 | 33 | 7 | | 102 | 37 | 9 |
| | MAURITAN | 48 | 40 | 40 | | | | | 2 | 6 | 5 | |
| | MALI | 648 | 587 | 586 | | | 1 | | 25 | 36 | | 17 |
| | NIGER | 188 | 137 | 136 | | | 1 | | 2 | 49 | | 20 |
| | TCHAD | 186 | 121 | 98 | | | 23 | | 1 | 64 | 2 | 7 |

Werte : 1000 \$ — Mengen : Tonnen falls nicht anders vermerkt (Abkürzungen siehe Anhang)
 Einheitswerte : \$ je ausgewiesener Mengeneinheit — Y : siehe im Anhang Anmerkungen zu den Waren

Valeurs : 1000 \$ — Quantités : Tonnes sauf indication contraire (Voir abréviations en Annexe)
 Valeurs unitaires : \$ par unité de quantité indiquée — Y : voir notes par produits en Annexe

Tab. 1

import

1961

| Einheit Unité | Ursprung Origine | WELT MONDE | EWG CEE | darunter : dont : | | | | | AOM | DRITTE LÄNDER PAYS TIERS | darunter : dont : | |
|------------------|-------------------------------|------------------------------|------------|-------------------|----------|-----------|---------------------|--------|------|-----------------------------------|-------------------|------------------------|
| | | | | France | U.E.B.L. | Nederland | Deutschland (BR) | Italia | | | USA | G. Britan. Roy. Uni |
| | EINFUHR-LÄNDER IMPORTATEUR | | | | | | | | | | | |
| TONNES | SENEGAL | 1363 | 1171 | 1127 | | 1 | 42 | 1 | | 192 | 8 | 104 |
| TONNES | HTE VOLTA | 444 | 338 | 333 | | | 5 | | | 106 | 1 | 10 |
| TONNES | C IVOIRE | 2025 | 1854 | 1806 | | 1 | 47 | | | 171 | 17 | 91 |
| TONNES | TOGO | 154 | 49 | 42 | | | 7 | | 2 | 103 | | 84 |
| TONNES | DAHOMÉY | 162 | 88 | 75 | | | 6 | | 13 | 61 | | 49 |
| TONNES | CAMEROUN | 2601 | 2214 | 1666 | 4 | 33 | 35 | 476 | 3 | 384 | 14 | 162 |
| TONNES | CENTRAFR | 341 | 125 | 105 | | | 20 | | | 216 | 4 | 50 |
| TONNES | GABON | 258 | 169 | 119 | | 3 | 46 | 1 | | 89 | 13 | 60 |
| TONNES | CONGO BRA | 514 | 403 | 333 | | 1 | 66 | 2 | 4 | 107 | 12 | 65 |
| TONNES | SOMALIE | 293 | 171 | | | 1 | 3 | 167 | | 122 | 12 | 7 |
| TONNES | MADAGASC | 999 | 826 | 752 | | | 74 | | | 173 | 4 | 5 |
| TONNES | REUNION | 446 | 436 | 404 | | 2 | 30 | | | 10 | 1 | 1 |
| TONNES | COMORES | 19 | 16 | 16 | | | | | 3 | | | |
| TONNES | ST P MIO | 82 | 58 | 55 | | 1 | 2 | | | 24 | 9 | 4 |
| TONNES | GUADELOUP | 428 | 405 | 387 | | 3 | 15 | | | 23 | 4 | 12 |
| TONNES | MARTINIQ | 481 | 451 | 423 | | | 26 | | | 30 | 7 | 17 |
| TONNES | GUYANE | 68 | 48 | 43 | | | | | | 20 | 17 | 2 |
| TONNES | N CALEDON | 1043 | 797 | 743 | | 2 | 52 | | | 246 | 21 | 80 |
| TONNES | POLYNESIE | 164 | 89 | 87 | | | 2 | | | 75 | 27 | 11 |
| VAL UNIT | ALGERIE | 1974 | 1911 | 1895 | 4000 | 18000 | 3758 | 3000 | | 5451 | 10703 | 4556 |
| | MAURITAN | 2854 | 2975 | 2975 | | | | | 1500 | 2500 | 3000 | |
| | MALI | 983 | 981 | 980 | | | 1000 | | 760 | 1167 | | 706 |
| | NIGER | 1016 | 1131 | 1132 | | | 1000 | | 2000 | 653 | | 300 |
| | TCHAD | 1720 | 2099 | 2327 | | | 1043 | | 2000 | 1000 | 4000 | 1429 |
| | SENEGAL | 1272 | 1271 | 1252 | | 9000 | 1452 | 6000 | | 1276 | 6250 | 933 |
| | HTE VOLTA | 1189 | 1178 | 1177 | | | 1200 | | | 1226 | 3000 | 2100 |
| | C IVOIRE | 1239 | 1244 | 1236 | | 6000 | 1426 | | | 1181 | 3882 | 780 |
| | TOGO | 1143 | 2122 | 2119 | | | 2000 | | 1500 | 670 | | 679 |
| | DAHOMÉY | 1407 | 1920 | 2107 | | | 714 | | 1154 | 721 | | 673 |
| | CAMEROUN | 581 | 516 | 568 | 750 | 842 | 1457 | 237 | 3333 | 932 | 3857 | 765 |
| | CENTRAFR | 1196 | 1840 | 1962 | | | 1050 | | | 824 | 3750 | 760 |
| | GABON | 2008 | 2343 | 2782 | | | 2667 | 1217 | 1000 | 1348 | 4231 | 817 |
| | CONGO BRA | 2103 | 2398 | 2489 | 5000 | 7000 | 1227 | 2000 | 2500 | 1355 | 4750 | 892 |
| | SOMALIE | 1222 | 1327 | 2489 | | 2000 | 2333 | 1293 | | 1074 | 3500 | 2286 |
| | MADAGASC | 1561 | 1719 | 1762 | | | 1189 | | | 913 | 6750 | 3200 |
| | REUNION | 2204 | 2206 | 2275 | | 4500 | 1133 | | | 2100 | 4000 | 7000 |
| | COMORES | 2368 | 2000 | 2000 | | | | | 4667 | | | |
| | ST P MIO | 1780 | 1466 | 1327 | | 4000 | 4000 | | | 2542 | 2222 | 2000 |
| | GUADELOUP | 2119 | 2101 | 2103 | | | 3333 | 1733 | | 2391 | 7500 | 1417 |
| | MARTINIQ | 2021 | 1982 | 2035 | | | 3500 | 962 | | 2600 | 5143 | 1824 |
| | GUYANE | 2235 | 2354 | 2395 | | | 1600 | | | 1950 | 2235 | 1500 |
| | N CALEDON | 1901 | 2097 | 2155 | | 2500 | 1250 | | | 1264 | 6333 | 813 |
| | POLYNESIE | 1506 | 1831 | 1782 | | | 4000 | | | 1107 | 1852 | 1000 |
| | 731 | VEHICULES POUR VOIES FERREES | | | | | | | | | | |
| 1000 DOL | ALGERIE | 2552 | 2509 | 2478 | | | 31 | | | 43 | 2 | 5 |
| | MAURITAN | 4047 | 4004 | 3840 | 1 | | 163 | | | 43 | 42 | 1 |
| | MALI | 1 | 1 | 1 | | | | | | | | |
| | SENEGAL | 130 | 130 | 130 | | | | | | | | |
| | HTE VOLTA | 8 | 8 | 8 | | | | | | | | |
| | C IVOIRE | 640 | 639 | 639 | | | | | 8 | 1 | | |
| | TOGO | 33 | 33 | 33 | | | | | | | | |
| | DAHOMÉY | 795 | 787 | 787 | | | | | | | | |
| | CAMEROUN | 338 | 294 | 294 | | | | | 43 | 1 | 1 | |
| | CENTRAFR | 5 | 5 | 5 | | | | | | | | |
| | GABON | 19 | 19 | 13 | | | 6 | | | | | |
| | CONGO BRA | 2173 | 1217 | 1160 | 57 | | | | | 956 | 952 | |
| | SOMALIE | 3 | 3 | | | | | 3 | | | | |
| | MADAGASC | 144 | 116 | 116 | | | | | 28 | | | |
| | ST P MIO | 4 | 4 | 4 | | | | | | | | |
| | N CALEDON | 33 | 30 | 30 | | | | | | 3 | 2 | |
| | POLYNESIE | 7 | 7 | 7 | | | | | | | | |
| TONNES | ALGERIE | 3492 | 3476 | 3437 | | | 39 | | | 16 | 1 | 3 |
| TONNES | MAURITAN | 3056 | 3043 | 3037 | | | 6 | | | 13 | 7 | 6 |
| TONNES | MALI | 3 | 3 | 3 | | | | | | | | |
| TONNES | SENEGAL | 187 | 187 | 187 | | | | | | | | |
| TONNES | HTE VOLTA | 12 | 12 | 12 | | | | | | | | |
| TONNES | C IVOIRE | 1201 | 1200 | 1200 | | | | | | 1 | | |
| TONNES | TOGO | 41 | 41 | 41 | | | | | | | | |
| TONNES | DAHOMÉY | 1676 | 1660 | 1660 | | | | | 16 | | | |
| TONNES | CAMEROUN | 286 | 150 | 150 | | | | | 136 | | | |
| TONNES | CENTRAFR | 15 | 15 | 15 | | | | | | | | |
| TONNES | GABON | 30 | 30 | 26 | | | 4 | | | | | |
| TONNES | CONGO BRA | 1921 | 1520 | 1451 | 69 | | | | | 401 | 400 | |
| TONNES | SOMALIE | 2 | 2 | | | | | 2 | | | | |
| TONNES | MADAGASC | 247 | 189 | 189 | | | | | 58 | | | |
| TONNES | ST P MIO | 8 | 8 | 8 | | | | | | | | |
| TONNES | N CALEDON | 36 | 25 | 25 | | | | | | 11 | 1 | |
| TONNES | POLYNESIE | 3 | 3 | 3 | | | | | | | | |
| VAL UNIT | ALGERIE | 731 | 722 | 721 | | | 795 | | | 2688 | 2000 | 1667 |
| | MAURITAN | 1324 | 1316 | 1264 | | | 27167 | | | 3308 | 6000 | 167 |
| | MALI | 333 | 333 | 333 | | | | | | | | |
| | SENEGAL | 695 | 695 | 695 | | | | | | | | |
| | HTE VOLTA | 667 | 667 | 667 | | | | | | | | |
| | C IVOIRE | 533 | 533 | 533 | | | | | | 1000 | | |
| | TOGO | 805 | 805 | 805 | | | | | | | | |
| | DAHOMÉY | 474 | 474 | 474 | | | | | 500 | | | |
| | CAMEROUN | 1182 | 1960 | 1960 | | | | | 316 | | | |
| | CENTRAFR | 333 | 333 | 333 | | | | | | | | |
| | GABON | 633 | 633 | 500 | | | 1500 | | | | | |
| | CONGO BRA | 1131 | 801 | 799 | 826 | | | | | 2384 | 2380 | |
| | SOMALIE | 1500 | 1500 | | | | | 1500 | | | | |

Werte : 1000 \$ — Mengen : Tonnen falls nicht anders vermerkt (Abkürzungen siehe Anhang)
Einheitswerte : \$ je ausgewiesener Mengeneinheit — Y : siehe im Anhang Anmerkungen zu den Waren

Valeurs : 1000 \$ — Quantités : Tonnes sauf indication contraire (Voir abréviations en Annexe)
Valeurs unitaires : \$ par unité de quantité indiquée — Y : voir notes par produits en Annexe

import

1961

Tab. 1

| Einheit Unité | Ursprung Origine | WELT MONDE | EWG CEE | darunter : dont : | | | | | AOM | DRITTE PAYS TIERS | darunter : dont : | | |
|------------------|-----------------------------------|---------------|-------------|-------------------|-------------|-----------|---------------------|--------|------|-------------------------|-------------------|------------------------|------|
| | | | | France | U.E.B.L. | Nederland | Deutschland (BR) | Italia | | | USA | G. Britan. Roy. Uni | |
| | EINFUHRLÄNDER ↓ IMPORTATEUR | | | | | | | | | | | | |
| | MADAGASC | 583 | 614 | 614 | | | | | 483 | | | | |
| | ST P M I O | 500 | 500 | 500 | | | | | | | | | |
| | N CALEDO | 917 | 1200 | 1200 | | | | | | 273 | 2000 | | |
| | POLYNESIE | 2333 | 2333 | 2333 | | | | | | | | | |
| | Y 732 | VEHICULES | AUTOMOBILES | ROUTIERS | | | | | | | | | |
| | 1000 DOL | | | | | | | | | | | | |
| | ALGERIE | 56368 | 53366 | 51122 | 6 | | 1953 | 285 | | 3002 | 1698 | 1234 | |
| | MAURITAN | 2523 | 1095 | 1055 | | | | 2 | 95 | 1333 | 1102 | 210 | |
| | MALI | 3245 | 2815 | 2519 | | 10 | 265 | 21 | 120 | 310 | 113 | 195 | |
| | NIGER | 1473 | 1057 | 920 | 8 | | 113 | 16 | 114 | 301 | 135 | 144 | |
| | TCHAD | 2813 | 2256 | 2057 | 3 | | | | 70 | 487 | 204 | 266 | |
| | SENEGAL | 10530 | 8928 | 7681 | 22 | 26 | 1046 | 153 | 194 | 1408 | 556 | 803 | |
| | HTE VOLTA | 3043 | 2717 | 2614 | | | | | 48 | 278 | 27 | 85 | |
| | C IVOIRE | 21602 | 18284 | 15679 | 50 | 56 | 2246 | 253 | 443 | 2875 | 2545 | 314 | |
| | TOGO | 1719 | 1345 | 929 | 2 | | | | 26 | 348 | 94 | 217 | |
| | DAHOMY | 2424 | 2129 | 1937 | 6 | | 180 | 6 | 184 | 111 | 75 | 26 | |
| | CAMEROUN | 10207 | 8296 | 5959 | 9 | 23 | 2168 | 137 | 24 | 1887 | 1031 | 741 | |
| | CENTRAFR | 3243 | 2831 | 2308 | 17 | 13 | 487 | 6 | 118 | 294 | 192 | 92 | |
| | GABON | 6797 | 4679 | 2636 | 40 | 49 | 1779 | 175 | 19 | 2099 | 1691 | 401 | |
| | CONGO BRA | 7872 | 6100 | 4290 | 94 | 98 | 1459 | 159 | 180 | 1592 | 894 | 587 | |
| | CF SOMAL | 819 | 617 | 515 | | | 75 | 27 | 39 | 163 | 71 | 62 | |
| | SOMALIE | 1554 | 952 | 1 | 1 | | 80 | 870 | | 602 | 190 | 232 | |
| | MADAGASC | 9440 | 8193 | 6928 | 3 | 52 | 1147 | 63 | 28 | 1219 | 473 | 573 | |
| | REUNION | 4771 | 4558 | 3685 | 2 | | 381 | 490 | 86 | 127 | 45 | 70 | |
| | COMORES | 228 | 175 | 163 | | | 12 | | 20 | 33 | 1 | 26 | |
| | ST P M I O | 43 | 23 | 14 | | | 9 | | | 20 | 8 | | |
| | GUADELOUP | 3727 | 3472 | 3064 | 26 | 24 | 221 | 137 | 1 | 254 | 143 | 111 | |
| | MARTINIO | 3672 | 3356 | 2855 | 12 | 14 | 302 | 173 | 3 | 313 | 162 | 148 | |
| | GUYANE | 475 | 411 | 339 | | | 60 | 12 | | 64 | 55 | 8 | |
| | N CALEDO | 4985 | 3826 | 3665 | | 1 | 159 | 1 | 209 | 949 | 716 | 162 | |
| | POLYNESIE | 2095 | 1816 | 1556 | | | 169 | 91 | 36 | 243 | 185 | 55 | |
| | TONNES | ALGERIE | 37313 | 35764 | 34267 | 6 | | 1300 | 191 | | 1549 | 756 | 748 |
| | TONNES | MAURITAN | 1173 | 700 | 675 | | | 24 | 1 | 61 | 412 | 270 | 137 |
| | TONNES | MALI | 2222 | 1922 | 1763 | | 8 | 139 | 12 | 114 | 186 | 49 | 134 |
| | TONNES | NIGER | 1276 | 715 | 636 | 3 | | 67 | 9 | 95 | 466 | 82 | 102 |
| | TONNES | TCHAD | 1847 | 1476 | 1365 | 1 | | 110 | | 61 | 310 | 133 | 159 |
| | TONNES | SENEGAL | 7185 | 6102 | 5177 | 11 | 14 | 795 | 105 | 136 | 947 | 303 | 613 |
| | TONNES | HTE VOLTA | 2487 | 2217 | 2153 | | | 43 | 1 | 31 | 239 | 18 | 63 |
| | TONNES | C IVOIRE | 18619 | 16563 | 14949 | 26 | 29 | 1375 | 184 | 316 | 1740 | 1459 | 206 |
| | TONNES | TOGO | 1333 | 903 | 647 | 2 | | 245 | 9 | 25 | 405 | 77 | 195 |
| | TONNES | DAHOMY | 1582 | 1389 | 1275 | 4 | | 107 | 3 | 107 | 86 | 51 | 23 |
| | TONNES | CAMEROUN | 7110 | 5764 | 4291 | 4 | 29 | 1350 | 90 | 24 | 1322 | 675 | 545 |
| | TONNES | CENTRAFR | 2664 | 2334 | 1997 | 8 | 8 | 317 | 4 | 97 | 233 | 162 | 66 |
| | TONNES | GABON | 4569 | 3116 | 1814 | 19 | 32 | 1113 | 138 | 19 | 1434 | 1159 | 270 |
| | TONNES | CONGO BRA | 5325 | 4037 | 2879 | 58 | 61 | 905 | 134 | 179 | 1109 | 630 | 415 |
| | TONNES | CF SOMAL | 632 | 436 | 365 | | | 50 | 21 | 28 | 168 | 64 | 58 |
| | TONNES | SOMALIE | 1309 | 681 | 1 | | | 59 | 621 | | 628 | 124 | 193 |
| | TONNES | MADAGASC | 5848 | 5043 | 4358 | 1 | 31 | 616 | 37 | 19 | 786 | 315 | 371 |
| | TONNES | REUNION | 2839 | 2714 | 2204 | 1 | | 204 | 305 | 49 | 76 | 31 | 40 |
| | TONNES | COMORES | 153 | 122 | 116 | | | 6 | | 11 | 20 | 1 | 16 |
| | TONNES | ST P M I O | 36 | 16 | 10 | | | 6 | | | 20 | 5 | |
| | TONNES | GUADELOUP | 2500 | 2336 | 2072 | 18 | 19 | 125 | 102 | 1 | 163 | 80 | 82 |
| | TONNES | MARTINIO | 2523 | 2322 | 2000 | 7 | 11 | 190 | 114 | 2 | 199 | 90 | 109 |
| | TONNES | GUYANE | 288 | 248 | 200 | | | 40 | 8 | | 40 | 34 | 6 |
| | TONNES | N CALEDO | 2791 | 2234 | 2122 | | 1 | 110 | 1 | 148 | 408 | 325 | 55 |
| | TONNES | POLYNESIE | 1516 | 1334 | 1161 | | | 113 | 60 | 27 | 155 | 113 | 40 |
| | VAL UNIT | ALGERIE | 1511 | 1492 | 1492 | 1000 | | 1502 | 1492 | | 1938 | 2246 | 1650 |
| | VAL UNIT | MAURITAN | 2151 | 1564 | 1563 | | | 1583 | 2000 | 1557 | 3235 | 4081 | 1533 |
| | VAL UNIT | MALI | 1460 | 1465 | 1429 | | 1250 | 1906 | 1750 | 1053 | 1667 | 2306 | 1455 |
| | VAL UNIT | NIGER | 1154 | 1478 | 1447 | 2667 | | 1687 | 1778 | 1200 | 646 | 1646 | 1412 |
| | VAL UNIT | TCHAD | 1523 | 1528 | 1507 | 3000 | | 1782 | | 1148 | 1571 | 1534 | 1673 |
| | VAL UNIT | SENEGAL | 1466 | 1463 | 1484 | 2000 | 1857 | 1316 | 1457 | 1426 | 1487 | 1835 | 1310 |
| | VAL UNIT | HTE VOLTA | 1224 | 1226 | 1214 | | 1100 | 1860 | 1000 | 1548 | 1163 | 1500 | 1349 |
| | VAL UNIT | C IVOIRE | 1160 | 1104 | 1049 | 1923 | 1931 | 1633 | 1375 | 1402 | 1652 | 1744 | 1524 |
| | VAL UNIT | TOGO | 1290 | 1489 | 1436 | 1000 | | 1624 | 1778 | 1040 | 859 | 1221 | 1113 |
| | VAL UNIT | DAHOMY | 1532 | 1533 | 1519 | 1500 | | 1682 | 2000 | 1720 | 1291 | 1471 | 1130 |
| | VAL UNIT | CAMEROUN | 1436 | 1439 | 1389 | 2250 | 793 | 1606 | 1522 | 1000 | 1427 | 1527 | 1360 |
| | VAL UNIT | CENTRAFR | 1217 | 1213 | 1156 | 2125 | 1625 | 1536 | 1500 | 1216 | 1262 | 1185 | 1394 |
| | VAL UNIT | GABON | 1488 | 1502 | 1453 | 2105 | 1531 | 1598 | 1268 | 1000 | 1464 | 1459 | 1485 |
| | VAL UNIT | CONGO BRA | 1478 | 1511 | 1490 | 1621 | 1607 | 1612 | 1187 | 1006 | 1436 | 1419 | 1414 |
| | VAL UNIT | CF SOMAL | 1296 | 1415 | 1411 | | | 1500 | 1286 | 1393 | 970 | 1109 | 1069 |
| | VAL UNIT | SOMALIE | 1187 | 1398 | 1000 | | | 1356 | 1401 | | 959 | 1532 | 1202 |
| | VAL UNIT | MADAGASC | 1614 | 1625 | 1590 | 3000 | 1677 | 1862 | 1703 | 1474 | 1551 | 1502 | 1544 |
| | VAL UNIT | REUNION | 1681 | 1679 | 1672 | 2000 | | 1868 | 1607 | 1755 | 1671 | 1452 | 1750 |
| | VAL UNIT | COMORES | 1490 | 1434 | 1405 | | | 2000 | | 1818 | 1650 | 1000 | 1625 |
| | VAL UNIT | ST P M I O | 1194 | 1438 | 1400 | | | 1500 | | | 1000 | 1600 | |
| | VAL UNIT | GUADELOUP | 1491 | 1486 | 1479 | 1444 | 1263 | 1768 | 1343 | 1000 | 1558 | 1788 | 1354 |
| | VAL UNIT | MARTINIO | 1455 | 1445 | 1428 | 1714 | 1273 | 1589 | 1518 | 1500 | 1573 | 1800 | 1358 |
| | VAL UNIT | GUYANE | 1649 | 1657 | 1695 | | | 1500 | 1500 | | 1600 | 1618 | 1333 |
| | VAL UNIT | N CALEDO | 1786 | 1713 | 1727 | | 1000 | 1445 | 1000 | 1412 | 2326 | 2203 | 2945 |
| | VAL UNIT | POLYNESIE | 1382 | 1361 | 1340 | | | 1496 | 1517 | 1333 | 1568 | 1637 | 1375 |
| | Y 733 | VEHIC ROUT | AUT | QUE | AUTOMOBILES | | | | | | | | |
| | 1000 DOL | | | | | | | | | | | | |
| | ALGERIE | 2054 | 2036 | 2029 | | | 7 | | | 18 | 12 | 4 | |
| | MAURITAN | 260 | 201 | 201 | | | | | 57 | 2 | | | |
| | MALI | 366 | 364 | 364 | | | | | 1 | 1 | | | |
| | NIGER | 130 | 113 | 111 | | | 2 | | 1 | 16 | | | |

Werte : 1000 \$ — Mengen : Tonnen falls nicht anders vermerkt (Abkürzungen siehe Anhang)
 Einheitswerte : \$ je ausgewiesener Mengeneinheit — Y : siehe im Anhang Anmerkungen zu den Waren

Valeurs : 1000 \$ — Quantités : Tonnes sauf indication contraire (Voir abréviations en Annexe)
 Valeurs unitaires : \$ par unité de quantité indiquée — Y : voir notes par produits en Annexe

import

1961

Tab. 1

| Einheit Unité | Ursprung Origine | WELT MONDE | EWG CEE | darunter : dont : | | | | | AOM | DRITTE LÄNDER PAYS TIERS | darunter : dont : | |
|------------------|---------------------|---------------|------------|-------------------|----------|-----------|---------------------|--------|------|-----------------------------------|-------------------|------------------------|
| | | | | France | U.E.B.L. | Nederland | Deutschland (BR) | Italia | | | USA | G. Britan. Roy. Uni |
| EINFUHRLÄNDER | | | | | | | | | | | | |
| ↓ IMPORTATEUR | | | | | | | | | | | | |
| | TCHAD | 308 | 185 | 124 | 29 | 8 | 10 | 14 | 87 | 36 | | 35 |
| | SENEGAL | 375 | 373 | 373 | | | | | | 2 | | |
| | HTE VOLTA | 717 | 656 | 656 | | | | | 3 | 58 | | 28 |
| | C IVOIRE | 2195 | 2123 | 1836 | | | | 282 | 5 | 62 | 51 | 9 |
| | TOGO | 235 | 58 | 55 | | | | 3 | 1 | 150 | | 92 |
| | DAHOMÉY | 230 | 138 | 126 | | | | 12 | 16 | 76 | | 33 |
| | CAMEROUN | 319 | 243 | 232 | | 2 | | 9 | 29 | 47 | 1 | 31 |
| | CENTRAFR | 264 | 251 | 197 | 27 | 8 | | 19 | 4 | 9 | | 7 |
| | GABON | 331 | 268 | 204 | 3 | | | 61 | 45 | 18 | 12 | 5 |
| | CONGO BRA | 384 | 340 | 281 | 6 | 1 | | 52 | 9 | 35 | 2 | 30 |
| | SOMALIE | 35 | 31 | | | | | | | 4 | 3 | |
| | MADAGASC | 384 | 382 | 380 | | | | 2 | | 2 | | |
| | REUNION | 48 | 48 | 48 | | | | | | | | |
| | COMORES | 5 | 3 | 3 | | | | | 2 | | | |
| | ST P MIO | 36 | 24 | 22 | | | | 2 | | 6 | 1 | |
| | GUADELOUP | 25 | 25 | 25 | | | | | | | | |
| | MARTINIQ | 6 | 6 | 6 | | | | | | | | |
| | GUYANE | 25 | 25 | 25 | | | | | | | | |
| | N CALEDO | 368 | 329 | 315 | 6 | 1 | | 4 | 1 | 38 | 26 | 3 |
| | POLYNESIE | 68 | 59 | 55 | | | | 4 | | 9 | 3 | 5 |
| TONNES | ALGERIE | 2627 | 2597 | 2585 | | | | 12 | | 30 | 23 | 4 |
| TONNES | MAURITAN | 200 | 165 | 165 | | | | | 29 | 6 | | |
| TONNES | MALI | 291 | 290 | 290 | | | | | | 1 | | |
| TONNES | NIGER | 99 | 86 | 85 | | | | | | 13 | | |
| TONNES | TCHAD | 218 | 150 | 82 | 27 | 7 | | 21 | 13 | 44 | | 24 |
| TONNES | SENEGAL | 451 | 443 | 443 | | | | | | 8 | | |
| TONNES | HTE VOLTA | 443 | 412 | 412 | | | | | 3 | 28 | | 10 |
| TONNES | C IVOIRE | 1843 | 1796 | 1490 | | | | 300 | 6 | 42 | 34 | 58 |
| TONNES | TOGO | 160 | 45 | 44 | | | | 1 | | 103 | | 21 |
| TONNES | DAHOMÉY | 196 | 105 | 99 | | | | 6 | | 77 | | |
| TONNES | CAMEROUN | 272 | 209 | 199 | | 3 | | 7 | 25 | 38 | 5 | 23 |
| TONNES | CENTRAFR | 263 | 252 | 196 | | 6 | | 20 | 2 | 9 | | 6 |
| TONNES | GABON | 271 | 238 | 192 | 30 | | | 43 | 24 | 9 | 6 | 2 |
| TONNES | CONGO BRA | 359 | 327 | 286 | 6 | | | 35 | 5 | 27 | 3 | 20 |
| TONNES | SOMALIE | 30 | 26 | | | | | | | 4 | 2 | |
| TONNES | MADAGASC | 496 | 494 | 493 | | | | 1 | | 2 | | |
| TONNES | REUNION | 21 | 21 | 21 | | | | | | | | |
| TONNES | COMORES | 5 | 3 | 3 | | | | | 2 | | | |
| TONNES | ST P MIO | 23 | 15 | 14 | | | | 1 | | 5 | 1 | |
| TONNES | GUADELOUP | 11 | 11 | 11 | | | | | | | | |
| TONNES | MARTINIQ | 3 | 3 | 3 | | | | | | | | |
| TONNES | GUYANE | 12 | 12 | 12 | | | | | | | | |
| TONNES | N CALEDO | 203 | 188 | 180 | 5 | 1 | | 2 | | 15 | 10 | 1 |
| TONNES | POLYNESIE | 70 | 62 | 59 | | | | 3 | | 8 | 2 | 7 |
| VAL UNIT | ALGERIE | 782 | 784 | 785 | | | | 583 | | 600 | 522 | 1000 |
| | MAURITAN | 1300 | 1218 | 1218 | | | | | 1966 | 333 | | |
| | MALI | 1258 | 1255 | 1255 | | | | | | 1000 | | |
| | NIGER | 1313 | 1314 | 1306 | | | | 2000 | | 1231 | | |
| | TCHAD | 1413 | 1233 | 1512 | 1074 | 1143 | | 476 | 1077 | 1500 | | 1458 |
| | SENEGAL | 831 | 842 | 842 | | | | | | 250 | | |
| | HTE VOLTA | 1619 | 1592 | 1592 | | | | | 1000 | 2071 | | 2800 |
| | C IVOIRE | 1191 | 1182 | 1232 | | | | 940 | 833 | 2000 | 1500 | 1800 |
| | TOGO | 1469 | 1289 | 1250 | | | | 3000 | | 1456 | | 1586 |
| | DAHOMÉY | 1173 | 1314 | 1273 | | | | 2000 | | 987 | | 1571 |
| | CAMEROUN | 1173 | 1163 | 1166 | | 667 | | 1286 | | 1160 | 200 | 1348 |
| | CENTRAFR | 1004 | 996 | 1005 | | 900 | | 950 | | 2000 | | 1167 |
| | GABON | 1221 | 1126 | 1063 | | 1000 | | 1419 | | 1875 | 2000 | 2500 |
| | CONGO BRA | 1070 | 1040 | 983 | | 1000 | | 1486 | | 1800 | 1296 | 1500 |
| | SOMALIE | 1167 | 1192 | | | | | | | 1000 | 1500 | |
| | MADAGASC | 774 | 773 | 771 | | | | 2000 | | 1192 | | |
| | REUNION | 2286 | 2286 | 2286 | | | | | | 1000 | | |
| | COMORES | 1000 | 1000 | 1000 | | | | | 1000 | | | |
| | ST P MIO | 1565 | 1600 | 1571 | | | | 2000 | | 1200 | 1000 | |
| | GUADELOUP | 2273 | 2273 | 2273 | | | | | | | | |
| | MARTINIQ | 2000 | 2000 | 2000 | | | | | | | | |
| | GUYANE | 2083 | 2083 | 2083 | | | | | | | | |
| | N CALEDO | 1813 | 1750 | 1750 | 1200 | 1000 | | 2000 | | 2533 | 2600 | 3000 |
| | POLYNESIE | 971 | 952 | 932 | | | | 1333 | | 1125 | 1500 | 714 |
| 734 AERONEFS | | | | | | | | | | | | |
| LUFFFAHRZEUGE | | | | | | | | | | | | |
| 1000 DOL | ALGERIE | 4371 | 4095 | 4056 | | | | 39 | | 276 | 259 | 16 |
| | MAURITAN | 315 | | | | | | | | 315 | 315 | |
| | MALI | 120 | 12 | 12 | | | | | | 108 | 27 | 81 |
| | NIGER | 10 | 10 | 10 | | | | | | | | |
| | TCHAD | 25 | 25 | 25 | | | | | | | | |
| | SENEGAL | 35 | 7 | 7 | | | | | | 28 | 9 | 20 |
| | HTE VOLTA | 18 | 18 | 18 | | | | | | | | |
| | C IVOIRE | 61 | 48 | 48 | | | | | | 13 | 12 | |
| | TOGO | 1 | 1 | 1 | | | | | | | | |
| | CAMEROUN | 501 | 208 | 206 | | | | 2 | 8 | 285 | 275 | |
| | CENTRAFR | 31 | 31 | 31 | | | | | | | | |
| | GABON | 230 | 125 | 77 | | | | 48 | | 105 | 101 | 2 |
| | CONGO BRA | 763 | 573 | 569 | | | | | 24 | 166 | 108 | 46 |
| | SOMALIE | 31 | 21 | | | 4 | | | | 10 | 10 | |
| | MADAGASC | 448 | 227 | 227 | | | | | 4 | 217 | 192 | 2 |
| | COMORES | 48 | | | | | | | | 48 | 48 | |
| | N CALEDO | 64 | 18 | 18 | | | | | | 46 | | 47 |
| | POLYNESIE | 229 | 148 | 148 | | | | | | 81 | 15 | |
| TONNES | ALGERIE | 97 | 86 | 85 | | | | 1 | | 11 | 12 | |
| TONNES | MAURITAN | 8 | | | | | | | | 8 | 8 | |

Werte: 1000 \$ — Mengen: Tonnen falls nicht anders vermerkt (Abkürzungen siehe Anhang)
Einheitswerte: \$ je ausgewiesener Mengeneinheit — Y: siehe im Anhang Anmerkungen zu den Waren

Valeurs: 1000 \$ — Quantités: Tonnes sauf indication contraire (Voir abréviations en Annexe)
Valeurs unitaires: \$ par unité de quantité indiquée — Y: voir notes par produits en Annexe

import

1961

Tab. 1

| Einheit Unité | Ursprung Origine | WELT MONDE | EWG CEE | darunter : dont : | | | | | A O M | DRITTE LÄNDER PAYS TIERS | darunter : dont : | |
|------------------|---------------------|---------------|------------|-------------------|----------|-----------|---------------------|--------|-------|-----------------------------------|-------------------|------------------------|
| | | | | France | U.E.B.L. | Nederland | Deutschland (BR) | Italia | | | USA | G. Britan. Roy. Uni |
| EINFUHRLÄNDER | | | | | | | | | | | | |
| ↓ IMPORTATEUR | | | | | | | | | | | | |
| TONNES | MALI | 11 | 2 | 2 | | | | | | 9 | 9 | |
| TONNES | NIGER | 2 | 2 | 2 | | | | | | | | |
| TONNES | TCHAD | 2 | 2 | 2 | | | | | | | | |
| TONNES | SENEGAL | 5 | | | | | | | | | | |
| TONNES | HTE VOLTA | 1 | 1 | 1 | | | | | | 5 | 4 | |
| TONNES | C IVOIRE | 4 | 3 | 3 | | | | | | 1 | | |
| TONNES | TOGO | | | | | | | | | | | |
| TONNES | CAMEROUN | 53 | 26 | 25 | | | | 1 | 1 | 26 | 25 | |
| TONNES | CENTRAFR | 1 | 1 | 1 | | | | | | | | |
| TONNES | GABON | 10 | 5 | 4 | | | | | | 5 | 4 | |
| TONNES | CONGO BRA | 67 | 56 | 55 | | 1 | | | 4 | 7 | 4 | |
| TONNES | SOMALIE | 6 | 5 | | | | 1 | | | 1 | 1 | |
| TONNES | MADAGASC | 56 | 44 | 44 | | | | | 1 | 11 | 7 | |
| TONNES | COMORES | 1 | | | | | | | | 1 | 1 | |
| TONNES | N CALEDO | 6 | 2 | 2 | | | | | | 4 | 4 | |
| TONNES | POLYNESIE | 18 | 9 | 9 | | | | | | 9 | 3 | |
| VAL UNIT | ALGERIE | 45062 | 47616 | 47718 | | | | 39000 | | 25091 | 21583 | |
| | MAURITAN | 39375 | | | | | | | | 39375 | 39375 | |
| | MALI | 10909 | 6000 | 6000 | | | | | | 12000 | 9000 | |
| | NIGER | 5000 | 5000 | 5000 | | | | | | | | |
| | TCHAD | 12500 | 12500 | 12500 | | | | | | | | |
| | SENEGAL | 7000 | | | | | | | | | | |
| | HTE VOLTA | 18000 | 18000 | 18000 | | | | | | 5600 | 5000 | |
| | C IVOIRE | 15250 | 16000 | 16000 | | | | | | 13000 | | |
| | TOGO | | | | | | | | | | | |
| | CAMEROUN | 9453 | 8000 | 8240 | | | | | | | | |
| | CENTRAFR | 31000 | 31000 | 31000 | | | | 8000 | 10962 | 11000 | | |
| | GABON | 23000 | 25000 | 19250 | | | | | | | | |
| | CONGO BRA | 11388 | 10232 | 10345 | | | | | | 21000 | 25250 | |
| | SOMALIE | 5167 | 4200 | | | 4000 | | | 6000 | 23714 | 54000 | |
| | MADAGASC | 8000 | 5159 | 5159 | | | | | | 10000 | 10000 | |
| | COMORES | 48000 | | | | | | 4000 | 19727 | 27429 | 11500 | |
| | N CALEDO | 10667 | 9000 | 9000 | | | | | | 48000 | 48000 | |
| | POLYNESIE | 12722 | 16444 | 16444 | | | | | | 11500 | 11750 | |
| | | | | | | | | | | 9000 | 5000 | |
| 735 BATEAUX | | | | | | | | | | | | |
| WASSERFAHRZEUGE | | | | | | | | | | | | |
| 1000 DOL | ALGERIE | 574 | 559 | 533 | | | 3 | 23 | | 15 | 13 | |
| | MAURITAN | 53 | 53 | 53 | | | | | | | | |
| | MALI | 3 | | | | | | | | 3 | 1 | |
| | NIGER | 3 | 2 | 2 | | | | | | 1 | 2 | |
| | TCHAD | 43 | 42 | 42 | | | | | | 1 | | |
| | SENEGAL | 36 | 29 | 17 | | | 12 | | | 1 | | |
| | HTE VOLTA | 3 | 3 | 3 | | | | | | 7 | 6 | |
| | C IVOIRE | 277 | 239 | 218 | | | 19 | 2 | | 36 | 3 | |
| | TOGO | 1199 | 384 | 384 | | | | | 809 | 6 | | |
| | DAHOMEY | 86 | 77 | 77 | | | | | | 9 | | |
| | CAMEROUN | 45 | 28 | 28 | | | | | 16 | 1 | 1 | |
| | CENTRAFR | 6 | 4 | 4 | | | | | | 1 | 1 | |
| | GABON | 263 | 254 | 238 | | | | | | 2 | 2 | |
| | CONGO BRA | 1362 | 312 | 312 | | 16 | | | 4 | 5 | 5 | |
| | SOMALIE | 4 | | | | | | | 745 | 305 | 20 | |
| | MADAGASC | 272 | 269 | 268 | | | | | | 4 | 1 | |
| | COMORES | 7 | 7 | 7 | | | | 1 | | 1 | 1 | |
| | ST P MIO | 2 | 1 | 1 | | | | | | 1 | 1 | |
| | N CALEDO | 287 | 27 | 26 | | | | | | 1 | 1 | |
| | POLYNESIE | 160 | 147 | 147 | | | 1 | | | 260 | 8 | |
| | | | | | | | | | 4 | 9 | | |
| TONNES | ALGERIE | 274 | 274 | 272 | | | | | | | | |
| TONNES | MAURITAN | 9 | 9 | 9 | | | | | | | | |
| TONNES | MALI | 1 | | | | | | | | 1 | 1 | |
| TONNES | NIGER | 1 | | | | | | | | 1 | 1 | |
| TONNES | TCHAD | 14 | 14 | 14 | | | | | | | | |
| TONNES | SENEGAL | 20 | 17 | 9 | | | | | | 3 | 3 | |
| TONNES | HTE VOLTA | 1 | 1 | 1 | | | 8 | | | | | |
| TONNES | C IVOIRE | 306 | 231 | 210 | | | | | | | | |
| TONNES | TOGO | 3034 | 1182 | 1182 | | | | | 16 | 59 | 1 | |
| TONNES | DAHOMEY | 123 | 79 | 79 | | | | | 1850 | 2 | | |
| TONNES | CAMEROUN | 249 | 48 | 48 | | | | | | 44 | | |
| TONNES | CENTRAFR | 2 | 1 | 1 | | | | | 200 | 1 | 1 | |
| TONNES | GABON | 377 | 372 | 363 | | | 9 | | 3 | 2 | 1 | |
| TONNES | CONGO BRA | 2012 | 898 | 898 | | | | | | 1 | 1 | |
| TONNES | SOMALIE | 12 | | | | | | | 901 | 213 | 4 | |
| TONNES | MADAGASC | 144 | 116 | 116 | | | | | | 12 | | |
| TONNES | COMORES | 9 | 6 | 6 | | | | | 28 | 1 | | |
| TONNES | ST P MIO | 18 | 12 | 12 | | | | | 4 | 1 | | |
| TONNES | N CALEDO | 347 | 16 | 16 | | | | | | 6 | 6 | |
| TONNES | POLYNESIE | 95 | 79 | 79 | | | | | | 331 | | |
| | | | | | | | | | 11 | 5 | 5 | |
| VAL UNIT | ALGERIE | 2095 | 2040 | 1960 | | | | | | | | |
| | MAURITAN | 5889 | 5889 | 5889 | | | 1500 | | | | | |
| | MALI | 3000 | | | | | | | | 3000 | 1000 | |
| | NIGER | 3000 | | | | | | | | 1000 | | |
| | TCHAD | 3071 | 3000 | 3000 | | | | | | | | |
| | SENEGAL | 1800 | 1706 | 1889 | | | 1500 | | | 2333 | 2000 | |
| | HTE VOLTA | 3000 | 3000 | 3000 | | | | | | | | |
| | C IVOIRE | 905 | 1035 | 1038 | | | | | | | | |
| | TOGO | 395 | 325 | 325 | | | | | 125 | 610 | 3000 | |
| | DAHOMEY | 699 | 975 | 975 | | | | | 437 | 205 | | |
| | CAMEROUN | 181 | 583 | 583 | | | | | | | | |
| | CENTRAFR | 3000 | 4000 | 4000 | | | | | 80 | 1000 | 1000 | |
| | GABON | 698 | 683 | 656 | | | | | | 2000 | 2000 | |
| | CONGO BRA | 677 | 347 | 347 | | | 1778 | | 1333 | 2500 | 5000 | |
| | | | | | | | | | 827 | 1432 | 5000 | |

Werte : 1000 \$ — Mengen : Tonnen falls nicht anders vermerkt (Abkürzungen siehe Anhang)
 Einheitswerte : \$ je ausgewiesener Mengeneinheit — Y : siehe im Anhang Anmerkungen zu den Waren

Valeurs : 1000 \$ — Quantités : Tonnes sauf indication contraire (Voir abréviations en Annexe)
 Valeurs unitaires : \$ par unité de quantité indiquée — Y : voir notes par produits en Annexe

Tab. 1

import

1961

| Einheit Unité | Ursprung Origine | WELT MONDE | EWG CEE | darunter: dont: | | | | | AOM | DRITTE LÄNDER PAYS TIERS | darunter: dont: | |
|------------------|------------------------------|---------------|------------|-----------------|----------|-----------|---------------------|--------|------|-----------------------------------|-----------------|------------------------|
| | | | | France | U.E.B.L. | Nederland | Deutschland (BR) | Italia | | | USA | G. Britan. Roy. Uni |
| | EINFUHRLÄNDER IMPORTATEUR | | | | | | | | | | | |
| | SOMALIE | 333 | | | | | | | | 333 | | |
| | MADAGASC | 1889 | 2319 | 2310 | | | | 143 | | | | |
| | COMORES | 778 | 1167 | 1167 | | | | 250 | 1000 | | | |
| | ST P MIO | 111 | 83 | 83 | | | | | 167 | 167 | | |
| | N CALEDO | 827 | 1688 | 1625 | | | | | 785 | | | |
| | POLYNESIE | 1684 | 1861 | 1861 | | | | 364 | 1800 | 1600 | | |
| Y | 812 | APP SANIT | HYG CHAUFF | ECLAIRAGE | | | | | | | | |
| | | | | | | | | | | | | |
| 1000 DOL | ALGERIE | 4401 | 4354 | 4301 | | 1 | 34 | 18 | | 47 | | 4 |
| | MAURITAN | 153 | 152 | 152 | | | | | | 1 | | |
| | MALI | 96 | 76 | 66 | | 2 | | | 7 | 13 | | |
| | NIGER | 61 | 47 | 37 | | | 8 | | | 14 | | 1 |
| | TCHAD | 255 | 134 | 64 | | 1 | | 3 | | 120 | 1 | 8 |
| | SENEGAL | 589 | 517 | 435 | | 16 | 67 | 1 | | 76 | 1 | 16 |
| | HTE VOLTA | 231 | 70 | 64 | | | 61 | | | 161 | 3 | 7 |
| | C IVOIRE | 963 | 830 | 618 | | | 208 | 3 | | 133 | | 20 |
| | TOGO | 339 | 172 | 89 | | 6 | 75 | 2 | | 145 | | 27 |
| | DAHOMY | 87 | 69 | 38 | | 3 | 28 | | 8 | 10 | | 2 |
| | CAMEROUN | 304 | 270 | 139 | | | 131 | | | 34 | 3 | 3 |
| | CENTRAFR | 303 | 139 | 56 | | | 79 | 4 | 2 | 162 | 4 | 13 |
| | GABON | 228 | 192 | 134 | | | 54 | 4 | 3 | 33 | | 4 |
| | CONGO BRA | 475 | 380 | 194 | | 9 | 166 | 9 | 1 | 20 | 3 | 15 |
| | SOMALIE | 53 | 33 | | | 2 | 15 | 18 | | 94 | | 6 |
| | MADAGASC | 391 | 329 | 255 | | 2 | 70 | | 2 | 62 | 4 | 1 |
| | COMORES | 14 | 11 | 8 | | | 3 | | | 41 | | 3 |
| | ST P MIO | 69 | 28 | 25 | | 1 | 2 | | | 1 | 2 | 3 |
| | N CALEDO | 86 | 85 | 83 | | | | 2 | | 1 | | 1 |
| | POLYNESIE | 126 | 69 | 61 | | | 8 | | | 57 | 33 | 2 |
| TONNES | ALGERIE | 8774 | 8744 | 8702 | | 1 | 30 | 11 | | 30 | | 3 |
| TONNES | MAURITAN | 156 | 154 | 154 | | | | | | 2 | | |
| TONNES | MALI | 107 | 71 | 65 | | 4 | | | 6 | 30 | | |
| TONNES | NIGER | 77 | 56 | 45 | | | 11 | | | 21 | 1 | 1 |
| TONNES | TCHAD | 385 | 182 | 95 | | | 85 | 2 | | 203 | | 11 |
| TONNES | SENEGAL | 833 | 735 | 546 | | 53 | 136 | | | 98 | | 17 |
| TONNES | HTE VOLTA | 225 | 87 | 79 | | | 8 | | | 138 | 1 | 8 |
| TONNES | C IVOIRE | 778 | 626 | 469 | | 1 | 153 | 3 | | 152 | | 13 |
| TONNES | TOGO | 538 | 230 | 150 | | 15 | 62 | 3 | | 276 | | 41 |
| TONNES | DAHOMY | 177 | 67 | 32 | | 6 | 29 | | 92 | 18 | | |
| TONNES | CAMEROUN | 287 | 247 | 138 | | | 109 | | | 40 | 2 | 1 |
| TONNES | CENTRAFR | 456 | 151 | 57 | | | 90 | 4 | 1 | 304 | 1 | 10 |
| TONNES | GABON | 207 | 154 | 115 | | | 35 | 4 | 2 | 51 | | 3 |
| TONNES | CONGO BRA | 514 | 371 | 197 | | 13 | 150 | 9 | 1 | 142 | | 15 |
| TONNES | SOMALIE | 52 | 31 | | | | 12 | 19 | | 21 | | 8 |
| TONNES | MADAGASC | 393 | 341 | 290 | | 3 | 47 | | | 52 | 1 | |
| TONNES | COMORES | 9 | 8 | 7 | | | 1 | | 1 | | | |
| TONNES | ST P MIO | 84 | 46 | 43 | | 1 | 2 | | | 38 | 2 | 3 |
| TONNES | N CALEDO | 150 | 150 | 147 | | | | 3 | | 1 | | 1 |
| TONNES | POLYNESIE | 139 | 95 | 87 | | | 8 | | | 44 | 33 | 1 |
| VAL UNIT | ALGERIE | 502 | 498 | 494 | | 1000 | 1133 | 1636 | | 1567 | | 1333 |
| | MAURITAN | 981 | 987 | 987 | | | | | | 500 | | |
| | MALI | 897 | 1070 | 1015 | | 500 | 4000 | | 1167 | 433 | | |
| | NIGER | 792 | 839 | 822 | | | 818 | | | 667 | 1000 | 1000 |
| | TCHAD | 662 | 736 | 674 | | | 788 | 1500 | | 591 | | 727 |
| | SENEGAL | 707 | 698 | 707 | | 302 | 449 | | | 776 | | 941 |
| | HTE VOLTA | 1027 | 805 | 810 | | | 750 | | | 1167 | 3000 | 875 |
| | C IVOIRE | 1238 | 1326 | 1318 | | 1000 | 1359 | 1000 | | 875 | | 1538 |
| | TOGO | 630 | 748 | 593 | | 400 | 1210 | 667 | | 525 | | 659 |
| | DAHOMY | 492 | 1030 | 1168 | | 500 | 966 | | 87 | 556 | | |
| | CAMEROUN | 1059 | 1093 | 1007 | | | 1202 | | | 850 | 1500 | 1000 |
| | CENTRAFR | 664 | 921 | 922 | | | 878 | 1000 | 2000 | 533 | 4000 | 1300 |
| | GABON | 1101 | 1247 | 1165 | | | 1543 | 1000 | 1500 | 647 | | 1333 |
| | CONGO BRA | 924 | 1024 | 985 | | 692 | 1107 | 1000 | 1000 | 662 | | 1000 |
| | SOMALIE | 1019 | 1065 | | | | 1250 | 947 | | 952 | | 750 |
| | MADAGASC | 995 | 965 | 879 | | 667 | 2000 | 1489 | | 1192 | 4000 | |
| | COMORES | 1566 | 1375 | 1143 | | | 3000 | | 2000 | | | |
| | ST P MIO | 821 | 609 | 581 | | 1000 | 1000 | | | 1079 | 1000 | 1000 |
| | N CALEDO | 573 | 567 | 565 | | | | 667 | | | | 1000 |
| | POLYNESIE | 906 | 726 | 701 | | | 1000 | | | 1295 | 1000 | 2000 |
| | 821 | MEUBLES | | | | | | | | | | |
| | | | | | | | | | | | | |
| 1000 DOL | ALGERIE | 9004 | 8931 | 8942 | | 2 | 12 | 47 | 28 | 73 | | 9 |
| | MAURITAN | 604 | 600 | 600 | | | | | | 2 | | |
| | MALI | 190 | 170 | 170 | | | | | | 13 | | 5 |
| | NIGER | 279 | 227 | 224 | | | | 3 | | 18 | 14 | 3 |
| | TCHAD | 326 | 225 | 217 | | 3 | | 5 | | 2 | 99 | 42 |
| | SENEGAL | 1484 | 1406 | 1385 | | 2 | | 8 | 5 | 78 | 50 | 34 |
| | HTE VOLTA* | 507 | 350 | 344 | | | | | | 53 | 104 | 6 |
| | C IVOIRE | 1975 | 1832 | 1806 | | 21 | | 3 | 2 | 143 | 40 | 40 |
| | TOGO | 167 | 107 | 103 | | | | | | 2 | 5 | 11 |
| | DAHOMY | 209 | 167 | 166 | | 3 | | 1 | | 37 | | 31 |
| | CAMEROUN | 468 | 348 | 332 | | | | | 28 | 14 | | 11 |
| | CENTRAFR | 115 | 57 | 54 | | | | | | 120 | 84 | 21 |
| | GABON | 454 | 384 | 380 | | 1 | | 2 | 4 | 54 | 41 | 9 |
| | CONGO BRA | 433 | 356 | 338 | | 2 | | | 47 | 23 | 16 | 4 |
| | SOMALIE | 194 | 127 | 1 | | 8 | | 9 | 1 | 37 | 30 | |
| | MADAGASC | 664 | 573 | 500 | | | | 5 | 121 | 67 | 6 | 1 |
| | REUNION | 977 | 931 | 924 | | 6 | | 17 | | 89 | 69 | |
| | COMORES | 51 | 25 | 25 | | 2 | | 4 | | 17 | 29 | |
| | | | | | | | | | | 25 | 1 | |

Werte: 1000 \$ — Mengen: Tonnen falls nicht anders vermerkt (Abkürzungen siehe Anhang)
Einheitswerte: \$ je ausgewiesener Mengeneinheit — Y: siehe im Anhang Anmerkungen zu den Waren

Valeurs: 1000 \$ — Quantités: Tonnes sauf indication contraire (Voir abréviations en Annexe)
Valeurs unitaires: \$ par unité de quantité indiquée — Y: voir notes par produits en Annexe

import

1961

Tab. 1

| Einheit Unité | Ursprung Origine | WELT MONDE | EWG CEE | darunter : dont : | | | | | AOM | DRITTE LÄNDER PAYS TIERS | darunter : dont : | |
|--|---------------------|---------------|------------|-------------------|----------|------------|---------------------|--------|------|-----------------------------------|-------------------|------------------------|
| | | | | France | U.E.B.L. | Niederland | Deutschland (BR) | Italia | | | USA | G. Britan. Roy. Uni |
| EINFUHRLÄNDER | | | | | | | | | | | | |
| IMPORTATEUR | | | | | | | | | | | | |
| | ST P M I O | 54 | 10 | 10 | | | | | | 44 | 1 | 3 |
| | QUADELOUP | 774 | 759 | 756 | 2 | | 1 | | 1 | 14 | 6 | 1 |
| | MARTINIQ | 664 | 654 | 639 | | | 2 | 13 | | 10 | 4 | 2 |
| | GUYANE | 138 | 136 | 136 | | | | | | 2 | 1 | |
| | N CALEDO | 767 | 672 | 661 | | | 11 | | | 93 | 4 | 2 |
| | POLYNESIE | 298 | 210 | 208 | | 2 | | | 8 | 80 | 32 | 16 |
| TONNES | ALGERIE | 10127 | 10018 | 9951 | 5 | 21 | 26 | 15 | | 109 | | 8 |
| TONNES | MAURITAN | 465 | 462 | 462 | | | | | | 3 | | |
| TONNES | MALI | 249 | 213 | 213 | | | | | 21 | 15 | | 12 |
| TONNES | NIGER | 830 | 223 | 222 | | | 1 | | 34 | 572 | 10 | 532 |
| TONNES | TCHAD | 303 | 173 | 168 | | 2 | 3 | | 1 | 129 | 17 | 97 |
| TONNES | SENEGAL | 1862 | 1699 | 1687 | 2 | 4 | 3 | 3 | | 163 | | 103 |
| TONNES | HTE VOLTA | 1579 | 1253 | 1251 | | 1 | 1 | | 105 | 221 | 27 | 15 |
| TONNES | C IVOIRE | 1588 | 1348 | 1338 | | 7 | 2 | 1 | | 240 | 3 | 117 |
| TONNES | TOGO | 161 | 90 | 85 | | 3 | 2 | | 1 | 69 | | 62 |
| TONNES | DAHOMEY | 199 | 142 | 142 | | | | | 25 | 32 | | 28 |
| TONNES | CAMEROUN | 460 | 343 | 324 | | 12 | 7 | | | 117 | 62 | 40 |
| TONNES | CENTRAFR | 110 | 66 | 64 | | 1 | 1 | | 3 | 41 | 16 | 23 |
| TONNES | CABON | 415 | 354 | 310 | | 1 | 43 | | 33 | 28 | 18 | 4 |
| TONNES | CONGO BRA | 490 | 444 | 433 | | 4 | 7 | | 21 | 25 | 17 | |
| TONNES | SOMALIE | 268 | 198 | | | | 4 | 194 | | 70 | 6 | 1 |
| TONNES | MADAGASC | 747 | 665 | 650 | | 4 | 11 | | | 82 | 60 | |
| TONNES | REUNION | 813 | 775 | 772 | | 1 | 2 | | 15 | 23 | | |
| TONNES | COMORES | 41 | 25 | 25 | | | | | 16 | | | |
| TONNES | ST P M I O | 52 | 11 | 11 | | | | | | 41 | 1 | 4 |
| TONNES | QUADELOUP | 816 | 802 | 799 | 2 | | 1 | | | 14 | 3 | |
| TONNES | MARTINIQ | 730 | 723 | 704 | | | 1 | 18 | | 7 | 2 | 3 |
| TONNES | GUYANE | 112 | 112 | 112 | | | | | | | | |
| TONNES | N CALEDO | 655 | 589 | 581 | | | 8 | | | 65 | 3 | 2 |
| TONNES | POLYNESIE | 270 | 195 | 194 | | 1 | | | 7 | 68 | 23 | 20 |
| VAL UNIT | ALGERIE | 889 | 891 | 889 | 400 | 571 | 1808 | 1867 | | 670 | | 1125 |
| | MAURITAN | 1299 | 1299 | 1299 | | | | | | 667 | | |
| | MALI | 763 | 798 | 768 | | | | | 619 | 467 | | 417 |
| | NIGER | 336 | 1018 | 1009 | | | 3000 | | 529 | 58 | 1400 | 6 |
| | TCHAD | 1076 | 1301 | 1292 | | 1500 | 1667 | | 2000 | 767 | 2941 | 433 |
| | SENEGAL | 797 | 828 | 821 | 1000 | 2000 | 2000 | 1667 | | 479 | | 330 |
| | HTE VOLTA | 321 | 279 | 275 | | 1000 | 5000 | | 505 | 471 | 1481 | 400 |
| | C IVOIRE | 1244 | 1359 | 1350 | | 3000 | 1500 | 2000 | | 596 | 1667 | 342 |
| | TOGO | 913 | 1189 | 1212 | | 1000 | 500 | | 2000 | 536 | | 500 |
| | DAHOMEY | 1050 | 1176 | 1169 | | | | | 1120 | 438 | | 393 |
| | CAMEROUN | 1017 | 1015 | 1025 | | 750 | 1000 | | | 1026 | 1355 | 525 |
| | CENTRAFR | 1045 | 864 | 844 | | 1000 | 2000 | | 1333 | 1317 | 2563 | 391 |
| | CABON | 1094 | 1085 | 1226 | | 2000 | 47 | | 1424 | 821 | 889 | 1000 |
| | CONGO BRA | 884 | 802 | 781 | | 2000 | 1286 | | 1905 | 1480 | 1765 | |
| | SOMALIE | 724 | 641 | | | | 1250 | 624 | | 957 | 1000 | 1000 |
| | MADAGASC | 889 | 862 | 846 | | 1500 | 1545 | | | 1085 | 1150 | |
| | REUNION | 1202 | 1201 | 1197 | | 2000 | 2000 | | 1133 | 1261 | | |
| | COMORES | 1244 | 1000 | 1000 | | | | | 1563 | | | |
| | ST P M I O | 1038 | 909 | 909 | | | | | | 1073 | 1000 | 750 |
| | QUADELOUP | 949 | 946 | 946 | 1000 | | 1000 | | | 1000 | 2000 | |
| | MARTINIQ | 910 | 905 | 908 | | | 2000 | 722 | | 1429 | 2000 | 667 |
| | GUYANE | 1232 | 1214 | 1214 | | | | | | 1431 | 1333 | 1000 |
| | N CALEDO | 1171 | 1141 | 1138 | | | 1375 | | | 1176 | 1391 | 800 |
| | POLYNESIE | 1104 | 1077 | 1072 | | 2000 | | | 1143 | | | |
| 831 ARTI VOYAGE SACS A MAIN ET SIM REISEARTIKEL TAESCHNERW U DGL | | | | | | | | | | | | |
| 1000 DOL | ALGERIE | 3143 | 2981 | 2946 | | | 10 | 25 | | 162 | | 1 |
| | MAURITAN | 3 | 3 | 3 | | | | | | | | |
| | MALI | 51 | 41 | 39 | | 2 | | | 2 | 8 | | 1 |
| | NIGER | 17 | 14 | 14 | | | | | | 3 | | |
| | TCHAD | 44 | 41 | 41 | | | | | 1 | 2 | | 1 |
| | SENEGAL | 431 | 387 | 381 | | 2 | 4 | | | 44 | | |
| | HTE VOLTA | 52 | 36 | 35 | | 1 | | | | 16 | | 1 |
| | C IVOIRE | 432 | 412 | 392 | | 5 | 12 | 3 | | 20 | | |
| | TOGO | 37 | 27 | 25 | | 1 | | | | 10 | | |
| | DAHOMEY | 56 | 44 | 40 | | 2 | 1 | 1 | 9 | 3 | | |
| | CAMEROUN | 308 | 267 | 245 | | 11 | 11 | 11 | | 41 | | |
| | CENTRAFR | 59 | 59 | 57 | | 1 | 1 | | | | | |
| | CABON | 64 | 63 | 55 | | 1 | 7 | | | 1 | | |
| | CONGO BRA | 298 | 277 | 269 | | | 8 | | | 21 | | |
| | SOMALIE | 21 | 9 | | | | | 9 | | 12 | | 8 |
| | MADAGASC | 527 | 443 | 436 | | | 7 | | | 84 | | |
| | COMORES | 5 | 5 | 5 | | | | | | | | |
| | POLYNESIE | 49 | 39 | 36 | | | 3 | | | 10 | 3 | 2 |
| TONNES | ALGERIE | 1509 | 1418 | 1402 | | | 1 | 15 | | 91 | | |
| TONNES | MAURITAN | 2 | 2 | 2 | | | | | | | | |
| TONNES | MALI | 43 | 34 | 32 | | 2 | | | 1 | 8 | | 1 |
| TONNES | NIGER | 13 | 9 | 9 | | | | | | 4 | | |
| TONNES | TCHAD | 19 | 17 | 17 | | | | | | 1 | | 1 |
| TONNES | SENEGAL | 261 | 193 | 191 | | 1 | 1 | | | 68 | | |
| TONNES | HTE VOLTA | 34 | 22 | 21 | | 1 | | | | 12 | | 1 |
| TONNES | C IVOIRE | 259 | 238 | 228 | | 3 | 4 | 3 | | 21 | | |
| TONNES | TOGO | 26 | 14 | 13 | | | | | | 12 | | |
| TONNES | DAHOMEY | 35 | 22 | 19 | | 1 | 1 | 1 | 6 | 7 | | |
| TONNES | CAMEROUN | 181 | 143 | 122 | | | 11 | 10 | | 38 | | |
| TONNES | CENTRAFR | 25 | 25 | 24 | | 1 | | | | | | |
| TONNES | CABON | 36 | 34 | 27 | | | 7 | | | 2 | | |
| TONNES | CONGO BRA | 157 | 130 | 123 | | | 7 | | | 27 | | |
| TONNES | SOMALIE | 13 | 6 | | | | | 6 | | 7 | | |
| TONNES | MADAGASC | 308 | 247 | 244 | | | 3 | | | 61 | | 4 |

Werte : 1000 \$ — Mengen : Tonnen falls nicht anders vermerkt (Abkürzungen siehe Anhang)
 Einheitswerte : \$ je ausgewiesener Mengeneinheit — Y : siehe im Anhang Anmerkungen zu den Waren

Valeurs : 1000 \$ — Quantités : Tonnes sauf indication contraire (Voir abréviations en Annexe)
 Valeurs unitaires : \$ par unité de quantité indiquée — Y : voir notes par produits en Annexe

import

1961

Tab. 1

| Einheit Unité | Ursprung Origine | WELT MONDE | EWG CEE | darunter: dont: | | | | | AOM | DRITTE LÄNDER PAYS TIERS | darunter: dont: | |
|----------------------------|---------------------|---------------|------------|-----------------|----------|-----------|---------------------|--------|-------|-----------------------------------|-----------------|------------------------|
| | | | | France | U.E.B.L. | Nederland | Deutschland (BR) | Italia | | | USA | G. Britan. Roy. Uni |
| EINFUHR-LÄNDER | | | | | | | | | | | | |
| TONNES | IMPORTATEUR | 3 | 2 | 2 | | | | | | 1 | | |
| TONNES | POLYNESIE | 26 | 20 | 19 | | | 1 | | | 6 | 1 2 | |
| VAL UNIT | ALGERIE | 2083 | 2102 | 2101 | | | 10000 | 1667 | | 1780 | | |
| | MAURITAN | 1500 | 1500 | 1500 | | | | | | | | |
| | MALI | 1186 | 1206 | 1219 | | 1000 | | | 2000 | 1000 | 1000 | |
| | NIGER | 1308 | 1556 | 1556 | | | | | | 750 | | |
| | TCHAD | 2316 | 2412 | 2412 | | | | | 1000 | 2000 | 1000 | |
| | SENEGAL | 1651 | 2005 | 1995 | | 2000 | 4000 | | | 647 | | |
| | HTE VOLTA | 1529 | 1636 | 1667 | | 1000 | | | | 1333 | 1000 | |
| | C IVOIRE | 1668 | 1731 | 1719 | | 1667 | 3000 | 1000 | | 952 | | |
| | TOGO | 1423 | 1929 | 1923 | | | | 1000 | | 833 | | |
| | DAHOMEY | 1600 | 2000 | 2105 | | 2000 | 1000 | 1000 | 1500 | 429 | | |
| | CAMEROUN | 1702 | 1867 | 2008 | | | 1000 | 1100 | | 1079 | | |
| | CENTRAFR | 2360 | 2360 | 2375 | | 1000 | | | | | | |
| | GABON | 1778 | 1853 | 2037 | | | 1000 | | | 500 | | |
| | CONGO BRA | 1898 | 2131 | 2187 | | | 1143 | | | 778 | | |
| | SOMALIE | 1615 | 1500 | | | | | 1500 | | 1714 | 2000 | |
| | MADAGASC | 1711 | 1794 | 1787 | | | 2333 | | | 1377 | | |
| | COMORES | 1667 | 2500 | 2500 | | | | | | | | |
| | POLYNESIE | 1885 | 1950 | 1895 | | | 3000 | | | 1667 | 3000 1000 | |
| Y 841 VETEMENTS BEKLEIDUNG | | | | | | | | | | | | |
| 1000 DOL | ALGERIE | 49026 | 48014 | 47633 | 3 | 6 | 29 | 343 | | 1012 | 11 2 | |
| | MAURITAN | 48 | 46 | 46 | | | | | | 2 | | |
| | MALI | 682 | 516 | 507 | | 2 | 1 | 6 | 100 | 66 | 5 | |
| | NIGER | 260 | 68 | 65 | | | | 3 | 52 | 140 | | |
| | TCHAD | 879 | 659 | 567 | 10 | 17 | 10 | 55 | 63 | 157 | 8 4 | |
| | SENEGAL | 3850 | 3511 | 3277 | 42 | 15 | 56 | 121 | | 339 | 1 8 | |
| | HTE VOLTA | 1071 | 525 | 519 | 3 | | 2 | 1 | 62 | 484 | 29 2 | |
| | C IVOIRE | 3302 | 2943 | 2797 | 16 | 10 | 15 | 105 | 6 | 353 | 5 7 | |
| | TOGO | 254 | 147 | 130 | | | 17 | | 1 | 91 | | |
| | DAHOMEY | 408 | 349 | 347 | | | | 2 | 36 | 23 | | |
| | CAMEROUN | 2696 | 2233 | 2103 | 7 | 14 | 18 | 91 | 7 | 456 | 12 4 | |
| | CENTRAFR | 936 | 771 | 721 | 3 | 8 | 8 | 31 | 26 | 139 | 8 | |
| | GABON | 1255 | 1028 | 995 | 3 | 14 | 6 | 10 | 115 | 112 | 10 1 | |
| | CONGO BRA | 2561 | 2239 | 2163 | 35 | 5 | 6 | 30 | 34 | 288 | 15 2 | |
| | SOMALIE | 474 | 254 | | | | | 254 | | 220 | 3 12 | |
| | MADAGASC | 3989 | 3720 | 3690 | 3 | 2 | 4 | 21 | | 269 | 6 | |
| | REUNION | 2283 | 2160 | 2159 | | | | 1 | 3 | 120 | | |
| | COMORES | 65 | 58 | 58 | | | | | 6 | 1 | | |
| | ST P M I O | 174 | 134 | 134 | | | | | | 40 | 20 | |
| | QUADELOUP | 2420 | 2318 | 2277 | 3 | 3 | 31 | 4 | 2 | 100 | 13 1 | |
| | MARTINIQ | 1455 | 1340 | 1306 | | | 3 | 31 | 11 | 104 | 6 2 | |
| | GUYANE | 312 | 277 | 277 | | | | | | 35 | | |
| | N CALEDO | 1851 | 1529 | 1504 | | | 6 | 19 | 40 | 268 | 36 3 | |
| | POLYNESIE | 545 | 279 | 277 | | | 2 | | 21 | 245 | 66 6 | |
| TONNES | ALGERIE | 7362 | 7069 | 7037 | | 1 | 3 | 28 | | 293 | 3 | |
| TONNES | MAURITAN | 9 | 8 | 8 | | | | | | 1 | | |
| TONNES | MALI | 317 | 249 | 248 | | | | 1 | 43 | 25 | 2 | |
| TONNES | NIGER | 152 | 13 | 12 | | | | 1 | 16 | 123 | | |
| TONNES | TCHAD | 208 | 121 | 89 | | | | 19 | 15 | 72 | 5 | |
| TONNES | SENEGAL | 754 | 633 | 572 | 4 | 4 | 5 | 24 | | 121 | 1 1 | |
| TONNES | HTE VOLTA | 505 | 257 | 253 | | | 1 | | 27 | 221 | 16 1 | |
| TONNES | C IVOIRE | 627 | 493 | 449 | 4 | 2 | 10 | 28 | 1 | 133 | 3 6 | |
| TONNES | TOGO | 60 | 27 | 20 | | | | 7 | | 22 | | |
| TONNES | DAHOMEY | 82 | 54 | 54 | | | | | 13 | 15 | | |
| TONNES | CAMEROUN | 519 | 327 | 292 | 1 | 4 | 6 | 24 | 1 | 191 | 4 1 | |
| TONNES | CENTRAFR | 165 | 117 | 109 | 2 | 2 | 1 | 3 | 3 | 45 | 4 | |
| TONNES | GABON | 230 | 182 | 172 | 1 | 5 | 2 | 2 | 14 | 34 | 1 | |
| TONNES | CONGO BRA | 552 | 454 | 441 | 6 | 1 | 2 | 4 | 6 | 92 | 2 2 | |
| TONNES | SOMALIE | 538 | 266 | | | | | 266 | | 272 | 2 5 | |
| TONNES | MADAGASC | 730 | 641 | 637 | 1 | | | 3 | | 89 | 2 | |
| TONNES | REUNION | 329 | 280 | 280 | | | | | 2 | 47 | | |
| TONNES | COMORES | 16 | 14 | 14 | | | | | 1 | 1 | | |
| TONNES | ST P M I O | 26 | 18 | 18 | | | | | | 8 | 4 | |
| TONNES | QUADELOUP | 349 | 325 | 320 | 1 | 1 | 2 | 1 | 2 | 24 | 2 | |
| TONNES | MARTINIQ | 234 | 205 | 200 | | | | 5 | | 27 | 1 | |
| TONNES | GUYANE | 48 | 42 | 42 | | | | | | 6 | | |
| TONNES | N CALEDO | 275 | 200 | 197 | | | 1 | 2 | 4 | 69 | 8 1 | |
| TONNES | POLYNESIE | 128 | 43 | 43 | | | | | 6 | 79 | 12 1 | |
| VAL UNIT | ALGERIE | 6659 | 6792 | 6769 | | | 6000 | 9667 | 12250 | 3454 | 3667 | |
| | MAURITAN | 5333 | 5750 | 5750 | | | | | | 2000 | | |
| | MALI | 2151 | 2072 | 2044 | | | | 6000 | 2326 | 2640 | 2500 | |
| | NIGER | 1711 | 5231 | 5417 | | | | 3000 | 3250 | 1138 | | |
| | TCHAD | 4126 | 5446 | 6371 | 2500 | 4250 | 2000 | 2895 | 4200 | 2181 | 1600 4000 | |
| | SENEGAL | 5106 | 5547 | 5729 | 3000 | 3000 | 3111 | 5042 | | 2802 | 8000 | |
| | HTE VOLTA | 2121 | 2043 | 2051 | 1000 | | 2000 | | 2296 | 2190 | 1813 2000 | |
| | C IVOIRE | 5266 | 5970 | 6229 | 4000 | 5000 | 1500 | 3750 | 6000 | 2654 | 1667 1167 | |
| | TOGO | 4233 | 5444 | 6500 | | | | 2429 | | 4136 | | |
| | DAHOMEY | 4976 | 6463 | 6426 | | | | | | 1533 | | |
| | CAMEROUN | 5195 | 6829 | 7202 | 7000 | 3500 | 3000 | 3792 | 7000 | 2387 | 3000 4000 | |
| | CENTRAFR | 5673 | 6590 | 6615 | 1500 | 4000 | 8000 | 10333 | 8667 | 3089 | 2000 | |
| | GABON | 5457 | 5648 | 5785 | 3000 | 2800 | 3000 | 5000 | 8214 | 3294 | 10000 | |
| | CONGO BRA | 4639 | 4932 | 4905 | 5833 | 5000 | 3000 | 7500 | 5667 | 3130 | 7500 | |
| | SOMALIE | 881 | 955 | | | | | 955 | | 809 | 1500 2400 | |
| | MADAGASC | 5464 | 5803 | 5793 | 3000 | | | 7000 | | 3022 | 3000 | |
| | REUNION | 6939 | 7714 | 7711 | | | | | 1500 | 2553 | | |
| | COMORES | 4063 | 4143 | 4143 | | | | | 6000 | 1000 | | |
| | ST P M I O | 6692 | 7444 | 7444 | | | | | | 5000 | 5000 | |
| | QUADELOUP | 6934 | 7132 | 7116 | 3000 | 3000 | 15500 | 4000 | | 4167 | 6500 | |

Werte: 1000 \$ — Mengen: Tonnen falls nicht anders vermerkt (Abkürzungen siehe Anhang)
Einheitswerte: \$ je ausgewiesener Mengeneinheit — Y: siehe im Anhang Anmerkungen zu den Waren

Valeurs: 1000 \$ — Quantités: Tonnes sauf indication contraire (Voir abréviations en Annexe)
Valeurs unitaires: \$ par unité de quantité indiquée — Y: voir notes par produits en Annexe

import

1961

Tab. 1

| Einheit Unité | Ursprung Origine | WELT MONDE | EWG CEE | darunter: dont: | | | | | AOM | DRITTE LÄNDER PAYS TIERS | darunter: dont: | |
|------------------|------------------------------------|------------------------------|------------|-----------------|----------|-----------|---------------------|--------|-------|-----------------------------------|-----------------|------------------------|
| | | | | France | U.E.B.L. | Nederland | Deutschland (BR) | Italia | | | USA | G. Britan. Roy. Uni |
| | EINFUHR-LÄNDER ↓ IMPORTATEUR | | | | | | | | | | | |
| | MARTINIQ | 6218 | 6537 | 6530 | | | | 6200 | 5500 | 3852 | 6000 | |
| | GUYANE | 6500 | 6595 | 6595 | | | | | | 5833 | | |
| | N CALEDO | 6731 | 7645 | 7635 | | | 6000 | 9500 | 10000 | 3884 | 4500 | 3000 |
| | POLYNESIE | 4258 | 6488 | 6442 | | | | | 3500 | 3101 | 5500 | 6000 |
| Y | 842 | FOURRURES SF ART CHAPELLERIE | | | | | | | | | | |
| 1000 DOL | ALGERIE | 48 | 48 | 48 | | | | | | | | |
| | MALI | 1 | 1 | 1 | | | | | | | | |
| | SENEGAL | 1 | 1 | 1 | | | | | | | | |
| | GABON | 1 | 1 | 1 | | | | | | | | |
| | MADAGASC | 1 | 1 | 1 | | | | | | | | |
| TONNES | ALGERIE | 1 | 1 | 1 | | | | | | | | |
| TONNES | MALI | 27 | 27 | 27 | | | | | | | | |
| TONNES | SENEGAL | | | | | | | | | | | |
| TONNES | GABON | | | | | | | | | | | |
| TONNES | MADAGASC | | | | | | | | | | | |
| VAL UNIT | ALGERIE | 48000 | 48000 | 48000 | | | | | | | | |
| | MALI | 37 | 37 | 37 | | | | | | | | |
| | SENEGAL | | | | | | | | | | | |
| | GABON | | | | | | | | | | | |
| | MADAGASC | | | | | | | | | | | |
| Y | 851 | CHAUSSURES | | | | | | | | | | |
| 1000 DOL | ALGERIE | 16676 | 15769 | 15333 | | | 11 | 15 | 410 | | 907 | 1 |
| | MAURITAN | 7 | 7 | 7 | | | | | | | | |
| | MALI | 460 | 390 | 386 | | | 4 | | | 32 | 38 | |
| | NIGER | 375 | 161 | 158 | | | 1 | 1 | 1 | 194 | 20 | |
| | TCHAD | 411 | 265 | 263 | | | 2 | | | 54 | 92 | 1 |
| | SENEGAL | 2102 | 1727 | 1700 | | | 14 | | 13 | | 375 | |
| | HTE VOLTA | 570 | 207 | 205 | | | | 2 | | 118 | 245 | |
| | C IVOIRE | 2135 | 2068 | 2051 | | | 3 | 12 | 2 | 2 | 65 | |
| | TOGO | 156 | 91 | 91 | | | | | | 2 | 9 | |
| | DAHOMY | 341 | 173 | 172 | | | | | 1 | 159 | 9 | |
| | CAMEROUN | 2983 | 2001 | 1825 | | | 2 | 70 | 13 | 31 | 307 | 675 |
| | CENTRAFR | 530 | 397 | 382 | | | | | 5 | 2 | 83 | 50 |
| | GABON | 420 | 352 | 341 | | | 8 | 2 | 1 | 24 | 44 | |
| | CONGO BRA | 1000 | 875 | 839 | | | 4 | 7 | 25 | 41 | 84 | |
| | SOMALIE | 174 | 38 | | | | | | | 38 | 136 | 1 |
| | MADAGASC | 1366 | 1260 | 1250 | | | 4 | 5 | 1 | 2 | 104 | |
| | REUNION | 784 | 729 | 729 | | | | | | 30 | 25 | |
| | COMORES | 51 | 47 | 47 | | | | | | 2 | 2 | |
| | ST P MIO | 73 | 49 | 49 | | | | | | | 24 | 4 |
| | GUADELOUP | 1056 | 1031 | 1015 | | | 1 | | 15 | 4 | 21 | 4 |
| | MARTINIQ | 1003 | 951 | 940 | | | 2 | | 9 | | 52 | 11 |
| | GUYANE | 183 | 169 | 167 | | | | | 2 | | 14 | 5 |
| | N CALEDO | 189 | 143 | 141 | | | 2 | | | 18 | 28 | |
| | POLYNESIE | 187 | 127 | 125 | | | 1 | 1 | | 12 | 48 | 13 |
| TONNES | ALGERIE | 7226 | 6738 | 6676 | | | 6 | 10 | 46 | | 488 | 1 |
| TONNES | MAURITAN | 3 | 3 | 3 | | | | | | | | |
| TONNES | MALI | 279 | 228 | 224 | | | 4 | | | 23 | 28 | |
| TONNES | NIGER | 263 | 98 | 95 | | | 1 | 1 | 1 | 143 | 22 | |
| TONNES | TCHAD | 232 | 104 | 103 | | | 1 | | | 48 | 80 | |
| TONNES | SENEGAL | 762 | 630 | 619 | | | 9 | | 2 | | 132 | 3 |
| TONNES | HTE VOLTA | 784 | 115 | 114 | | | | 1 | | 115 | 554 | |
| TONNES | C IVOIRE | 1055 | 1004 | 994 | | | 1 | 8 | 1 | 1 | 50 | 2 |
| TONNES | TOGO | 68 | 35 | 35 | | | | | | 26 | 6 | |
| TONNES | DAHOMY | 160 | 68 | 68 | | | | | | 86 | 6 | |
| TONNES | CAMEROUN | 1703 | 853 | 790 | | | 41 | 12 | 10 | 250 | 600 | |
| TONNES | CENTRAFR | 265 | 163 | 158 | | | 1 | 2 | 2 | 69 | 33 | |
| TONNES | GABON | 185 | 133 | 124 | | | 6 | 2 | 1 | 16 | 36 | |
| TONNES | CONGO BRA | 406 | 337 | 322 | | | 2 | 7 | 6 | 30 | 39 | |
| TONNES | SOMALIE | 155 | 15 | | | | | | 15 | | 140 | |
| TONNES | MADAGASC | 442 | 387 | 384 | | | 1 | 2 | | 1 | 54 | |
| TONNES | REUNION | 183 | 153 | 153 | | | | | | 14 | 16 | |
| TONNES | COMORES | 24 | 23 | 23 | | | | | | 1 | | |
| TONNES | ST P MIO | 22 | 14 | 14 | | | | | | | 8 | |
| TONNES | GUADELOUP | 273 | 267 | 265 | | | | | 2 | 3 | 3 | 2 |
| TONNES | MARTINIQ | 258 | 246 | 244 | | | 1 | | 1 | | 12 | 1 |
| TONNES | GUYANE | 38 | 35 | 35 | | | | | | | 3 | |
| TONNES | N CALEDO | 200 | 161 | 161 | | | | | | 5 | 34 | |
| TONNES | POLYNESIE | 87 | 55 | 54 | | | 1 | | | 6 | 26 | 3 |
| VAL UNIT | ALGERIE | 2308 | 2340 | 2297 | | | 1833 | 1500 | 8913 | | 1859 | 1000 |
| | MAURITAN | 2333 | 2333 | 2333 | | | | | | | | |
| | MALI | 1649 | 1711 | 1723 | | | | | | 1391 | 1357 | |
| | NIGER | 1426 | 1643 | 1663 | | | 1000 | | 1000 | 1357 | 909 | |
| | TCHAD | 1772 | 2548 | 2553 | | | 1000 | 1000 | 1000 | 1125 | 1150 | |
| | SENEGAL | 2759 | 2741 | 2746 | | | 1556 | | 6500 | | 2841 | 1667 |
| | HTE VOLTA | 727 | 1800 | 1798 | | | | 2000 | | 1026 | 442 | |
| | C IVOIRE | 2024 | 2060 | 2063 | | | | 1500 | 2000 | 2000 | 1300 | 5000 |
| | TOGO | 2294 | 2600 | 2600 | | | | | | 2115 | 1500 | |
| | DAHOMY | 2131 | 2544 | 2529 | | | | | | 1849 | 1500 | |
| | CAMEROUN | 1752 | 2346 | 2386 | | | 1707 | 1083 | 3100 | 1228 | 1125 | |
| | CENTRAFR | 2000 | 2436 | 2418 | | | 5000 | 1000 | 4000 | 1203 | 1515 | |
| | GABON | 2270 | 2647 | 2750 | | | 1333 | 1000 | 1000 | 1500 | 1222 | |
| | CONGO BRA | 2463 | 2596 | 2606 | | | 2000 | 1000 | 4167 | 1367 | 2154 | |
| | SOMALIE | 1123 | 2533 | | | | | | 2533 | | 971 | |
| | MADAGASC | 3090 | 3256 | 3255 | | | 4000 | 2500 | | 2000 | 1926 | |

Werte: 1000 \$ — Mengen: Tonnen falls nicht anders vermerkt (Abkürzungen siehe Anhang)

Einheitswerte: \$ je ausgewiesener Mengeneinheit — Y: siehe im Anhang Anmerkungen zu den Waren

Valeurs: 1000 \$ — Quantités: Tonnes sauf indication contraire (Voir abréviations en Annexe)

Valeurs unitaires: \$ par unité de quantité indiquée — Y: voir notes par produits en Annexe

import **1961**

Tab. 1

| Einheit Unité | Ursprung Origine | WELT MONDE | EWG CEE | darunter: dont: | | | | | AOM | DRITTE LÄNDER PAYS TIERS | darunter: dont: | |
|------------------|-------------------------------|---------------------------|------------|-----------------|----------|----------------------------|---------------------|--------|------|-----------------------------------|-----------------|------------------------|
| | | | | France | U.E.B.L. | Nederland | Deutschland (BR) | Italia | | | USA | G. Britan. Roy. Uni |
| | EINFUHR LÄNDER IMPORTATEUR | | | | | | | | | | | |
| | REUNION | 4284 | 4765 | 4765 | | | | | 2143 | 1563 | | |
| | COMORES | 2125 | 2043 | 2043 | | | | | 2000 | | | |
| | ST P MIO | 3318 | 3500 | 3500 | | | | | | 3000 | | 2000 |
| | GUADELOUP | 3868 | 3861 | 3830 | | | | 7500 | 1333 | 7000 | 5500 | |
| | MARTINIQ | 3888 | 3866 | 3852 | | | | 9000 | | 4333 | 5000 | |
| | GUYANE | 4816 | 4829 | 4771 | | 2000 | | | | 4667 | | |
| | N CALEDO | 945 | 888 | 876 | | | | | | 824 | | |
| | POLYNESIE | 2149 | 2309 | 2315 | | 1000 | | | 3600 | 1846 | 4333 | 1333 |
| | | | | | | | | | 2000 | | | |
| Y | 861 | APP SCIENTIF ET D OPTIQUE | | | | FEINMECH U OPT ERZEUGNISSE | | | | | | |
| 1000 DOL | ALGERIE | 6022 | 5636 | 5312 | 4 | 11 | 294 | 15 | | 386 | 252 | 44 |
| | MAURITAN | 159 | 149 | 147 | | | 2 | | | 10 | 4 | |
| | MALI | 176 | 157 | 137 | | | 4 | 15 | 12 | 7 | 1 | |
| | NIGER | 83 | 74 | 72 | | | 2 | | 1 | 8 | | |
| | TCHAD | 130 | 118 | 111 | | | 7 | | | 12 | 3 | |
| | SENEGAL | 710 | 639 | 526 | 1 | | 89 | 23 | | 71 | 14 | 12 |
| | HTE VOLTA | 126 | 113 | 108 | | 1 | 4 | | | 13 | 3 | 2 |
| | C IVOIRE | 657 | 587 | 514 | | | 62 | 11 | | 70 | 5 | 3 |
| | TOGO | 120 | 114 | 84 | | | 30 | | 1 | 5 | 1 | |
| | DAHOMY | 136 | 131 | 127 | | | 4 | | 2 | 3 | | |
| | CAMEROUN | 354 | 298 | 247 | 1 | 1 | 43 | 6 | | 56 | 17 | 4 |
| | CENTRAFR | 158 | 124 | 103 | 2 | | 18 | 1 | | 34 | 6 | |
| | GABON | 209 | 183 | 165 | | 1 | 16 | 1 | | 26 | 11 | 1 |
| | CONGO BRA | 544 | 484 | 426 | | | 52 | 2 | 7 | 53 | 11 | 2 |
| | SOMALIE | 104 | 65 | | 2 | 2 | 4 | | | 39 | 12 | 1 |
| | MADAGASC | 868 | 741 | 630 | | | 97 | 14 | 1 | 126 | 36 | 12 |
| | REUNION | 297 | 291 | 269 | | 1 | 20 | | | 6 | 3 | 1 |
| | COMORES | 32 | 28 | 28 | | | | | 4 | | | |
| | ST P MIO | 19 | 16 | 13 | | | | | | | | |
| | GUADELOUP | 295 | 273 | 256 | | 4 | 3 | | | 3 | 1 | |
| | MARTINIQ | 307 | 292 | 287 | | 1 | 3 | | 1 | 14 | 9 | 2 |
| | GUYANE | 58 | 52 | 49 | | | 3 | | | 6 | 6 | |
| | N CALEDO | 331 | 297 | 267 | | | 8 | | 1 | 39 | 24 | 2 |
| | POLYNESIE | 139 | 99 | 90 | | | | | | | | |
| TONNES | ALGERIE | 1050 | 1029 | 999 | | 1 | 27 | 2 | | 21 | 9 | 5 |
| TONNES | MAURITAN | 40 | 39 | 39 | | | | | | 1 | | |
| TONNES | MALI | 30 | 26 | 19 | | | | | | 4 | | |
| TONNES | NIGER | 15 | 13 | 13 | | | 6 | 1 | | 2 | | |
| TONNES | TCHAD | 17 | 15 | 15 | | | | | | 2 | | |
| TONNES | SENEGAL | 136 | 131 | 104 | | | 24 | 3 | | 5 | 1 | |
| TONNES | HTE VOLTA | 31 | 28 | 27 | | | 1 | | | 3 | 2 | |
| TONNES | C IVOIRE | 87 | 81 | 76 | | | 3 | 2 | | 6 | | |
| TONNES | TOGO | 17 | 17 | 15 | | | 2 | | | | | |
| TONNES | DAHOMY | 16 | 16 | 16 | | | | | | | | |
| TONNES | CAMEROUN | 40 | 33 | 30 | | | 2 | 1 | | 7 | 2 | |
| TONNES | CENTRAFR | 18 | 15 | 14 | | | 1 | | | 3 | 1 | |
| TONNES | GABON | 38 | 35 | 34 | | | 1 | | | 3 | 2 | |
| TONNES | CONGO BRA | 92 | 84 | 79 | | | 4 | | 1 | 7 | 2 | |
| TONNES | SOMALIE | 24 | 14 | | 1 | | 4 | 13 | | 10 | 3 | |
| TONNES | MADAGASC | 125 | 103 | 96 | | | 5 | 2 | | 22 | 16 | 2 |
| TONNES | REUNION | 33 | 32 | 31 | | | 1 | | | 1 | | |
| TONNES | COMORES | 5 | 4 | 4 | | | | | | 1 | | |
| TONNES | ST P MIO | 3 | 2 | 2 | | | | | | 1 | | |
| TONNES | GUADELOUP | 40 | 38 | 38 | | | | | | 2 | | 1 |
| TONNES | MARTINIQ | 91 | 88 | 86 | | | 2 | | | 3 | 1 | 1 |
| TONNES | GUYANE | 7 | 6 | 6 | | | | | | 1 | | |
| TONNES | N CALEDO | 45 | 40 | 38 | | | 2 | | | 5 | 1 | |
| TONNES | POLYNESIE | 24 | 14 | 14 | | | | | | 10 | 7 | 2 |
| VAL UNIT | ALGERIE | 5735 | 5477 | 5317 | | 11000 | 10889 | 7500 | | 18381 | 28000 | 8800 |
| | MAURITAN | 3975 | 3821 | 3769 | | | | | | 10000 | | |
| | MALI | 5867 | 6038 | 7211 | | | 667 | 15000 | | 1750 | | |
| | NIGER | 5533 | 5692 | 5538 | | | | | | 4000 | | |
| | TCHAD | 7647 | 7867 | 7400 | | | | | | 6000 | 1500 | |
| | SENEGAL | 5221 | 4878 | 5058 | | | 3708 | 7667 | | 14200 | 14000 | |
| | HTE VOLTA | 4065 | 4036 | 4000 | | | 4000 | | | 4333 | 1500 | |
| | C IVOIRE | 7552 | 7247 | 6763 | | | 20667 | 5500 | | 11667 | | |
| | TOGO | 7059 | 6706 | 5600 | | | 15000 | | | | | |
| | DAHOMY | 8500 | 8188 | 7938 | | | | | | | | |
| | CAMEROUN | 8850 | 9030 | 8233 | | | | | | | | |
| | CENTRAFR | 8778 | 8267 | 7357 | | | 21500 | 6000 | | 8000 | 8500 | |
| | GABON | 5500 | 5229 | 4853 | | | 18000 | | | 11333 | 6000 | |
| | CONGO BRA | 5913 | 5762 | 5392 | | | 16000 | | | 8667 | 5500 | |
| | SOMALIE | 4333 | 4643 | | | | 13000 | | 7000 | 7571 | 5500 | |
| | MADAGASC | 6944 | 7194 | 6563 | | | 4000 | 4692 | | 3900 | 4000 | |
| | REUNION | 9000 | 9094 | 8677 | | | 19400 | 7000 | | 5727 | 2250 | 6000 |
| | COMORES | 6400 | 7000 | 7000 | | | 20000 | | | 6000 | | |
| | ST P MIO | 6333 | 8000 | 6500 | | | | | | 3000 | | |
| | GUADELOUP | 7375 | 7184 | 6737 | | | | | | 10000 | | 15000 |
| | MARTINIQ | 3374 | 3318 | 3337 | | | 1500 | | | 4667 | 9000 | 2000 |
| | GUYANE | 8286 | 8667 | 8167 | | | | | | 6000 | | |
| | N CALEDO | 7356 | 7425 | 7026 | | | 14000 | | | 6000 | 8000 | 2000 |
| | POLYNESIE | 5792 | 7071 | 6429 | | | | | | 3900 | 3429 | |
| Y | 862 | FOURNITURES PHOTOCINEMA | | | | PHOTOCHEMISCHE ERZEUGNISSE | | | | | | |
| 1000 DOL | ALGERIE | 3164 | 3156 | 3033 | | | 1,21 | 1 | | 8 | 9 | |
| | MAURITAN | 12 | 12 | 12 | | | | | | | | |
| | MALI | 20 | 19 | 15 | | | 4 | | | 1 | | |
| | NIGER | 10 | 7 | 7 | | | | | 2 | 1 | | |

Werte: 1000 \$ — Mengen: Tonnen falls nicht anders vermerkt (Abkürzungen siehe Anhang)
Einheitswerte: \$ je ausgewiesener Mengeneinheit — Y: siehe im Anhang Anmerkungen zu den Waren

Valeurs: 1000 \$ — Quantités: Tonnes sauf indication contraire (Voir abréviations en Annexe)
Valeurs unitaires: \$ par unité de quantité indiquée — Y: voir notes par produits en Annexe

import

1961

Tab. 1

| Einheit Unité | Ursprung Origine | WELT MONDE | EWG CEE | darunter : dont : | | | | | A O M | DRITTE LÄNDER PAYS TIERS | darunter : dont : | |
|------------------|--------------------------------|---------------|------------|-------------------|----------|-----------|---------------------|--------|-------|-----------------------------------|-------------------|------------------------|
| | | | | France | U.E.B.L. | Nederland | Deutschland (BR) | Italia | | | USA | G. Britan. Roy. Uni |
| EINFUHRLÄNDER | | | | | | | | | | | | |
| ↓ IMPORTATEUR | | | | | | | | | | | | |
| | TCHAD | 51 | 51 | 51 | | | | | | | | |
| | SENEGAL | 366 | 366 | 343 | | | 21 | 1 | | 1 | 1 | |
| | HTE VOLTA | 23 | 23 | 23 | | | | | | | | |
| | C IVOIRE | 225 | 224 | 216 | | | 8 | | | 1 | | |
| | TOGO | 21 | 21 | 18 | | | 3 | | | | | |
| | DAHOMÉY | 43 | 40 | 39 | | | 1 | | 3 | | | |
| | CAMEROUN | 98 | 98 | 95 | | | 3 | | | | | |
| | CENTRAFR | 54 | 53 | 52 | | | 1 | | | 1 | 1 | |
| | GABON | 54 | 53 | 53 | | | | | | 1 | 1 | |
| | CONGO BRA | 173 | 170 | 166 | | 1 | 3 | | 1 | 2 | | |
| | SOMALIE | 24 | 15 | | | | | 13 | | 9 | 3 | |
| | MADAGASC | 369 | 368 | 336 | | | 2 | | | 1 | 2 | |
| | COMORES | 5 | 4 | 4 | | 32 | | | 1 | | | |
| | ST P MIO | 8 | 6 | 6 | | | | | | 2 | 1 | |
| | N CALEDO | 126 | 115 | 110 | | | 5 | | | 11 | | |
| | POLYNESIE | 65 | 55 | 53 | | | 2 | | | 10 | 9 | |
| | TONNES | | | | | | | | | | | |
| | ALGERIE | 879 | 877 | 844 | | | 33 | | | 2 | 1 | |
| | MAURITAN | 5 | 5 | 5 | | | | | | | | |
| | MALI | 7 | 6 | 5 | | | 1 | | | 1 | | |
| | NIGER | 3 | 2 | 2 | | | | | | 1 | | |
| | TCHAD | 7 | 7 | 7 | | | | | | | | |
| | SENEGAL | 105 | 105 | 99 | | | 6 | | | | | |
| | HTE VOLTA | 7 | 6 | 6 | | | | | | 1 | | |
| | C IVOIRE | 68 | 68 | 66 | | | 2 | | | | | |
| | TOGO | 7 | 7 | 6 | | | 1 | | | | | |
| | DAHOMÉY | 12 | 11 | 11 | | | | | | 1 | | |
| | CAMEROUN | 40 | 40 | 39 | | | 1 | | | | | |
| | CENTRAFR | 9 | 9 | 9 | | | | | | | | |
| | GABON | 12 | 12 | 12 | | | | | | | | |
| | CONGO BRA | 43 | 35 | 34 | | | 1 | | 8 | | | |
| | SOMALIE | 5 | 3 | | | | | | | | | |
| | MADAGASC | 100 | 99 | 87 | | 12 | | | | 1 | 1 | |
| | COMORES | 2 | 1 | 1 | | | | | 1 | | | |
| | ST P MIO | 2 | 1 | 1 | | | | | | 1 | 1 | |
| | N CALEDO | 25 | 21 | 20 | | | 1 | | | 4 | | |
| | POLYNESIE | 12 | 9 | 8 | | | 1 | | | 3 | 3 | |
| | VAL UNIT | | | | | | | | | | | |
| | ALGERIE | 3600 | 3599 | 3594 | | | 3667 | | | 4000 | 9000 | |
| | MAURITAN | 2400 | 2400 | 2400 | | | | | | | | |
| | MALI | 2857 | 3167 | 3000 | | | 4000 | | | 1000 | | |
| | NIGER | 3333 | 3500 | 3500 | | | | | | 1000 | | |
| | TCHAD | 7286 | 7286 | 7286 | | | | | | | | |
| | SENEGAL | 3486 | 3476 | 3465 | | | | | | | | |
| | HTE VOLTA | 3286 | 3833 | 3833 | | | 3500 | | | | | |
| | C IVOIRE | 3309 | 3294 | 3273 | | | | | | | | |
| | TOGO | 3000 | 3000 | 3000 | | | 4000 | | | | | |
| | DAHOMÉY | 3583 | 3636 | 3545 | | | 3000 | | | | | |
| | CAMEROUN | 2450 | 2450 | 2436 | | | | | | | | |
| | CENTRAFR | 6000 | 5889 | 5778 | | | | | | | | |
| | GABON | 4500 | 4417 | 4417 | | | | | | | | |
| | CONGO BRA | 4023 | 4657 | 4882 | | | 3000 | | 125 | | | |
| | SOMALIE | 4800 | 5000 | | | | | 4333 | | 4500 | 3000 | |
| | MADAGASC | 3690 | 3717 | 3862 | | 2667 | | | | 1000 | | |
| | COMORES | 2500 | 4000 | 4000 | | | | | 1000 | | | |
| | ST P MIO | 4000 | 6000 | 6000 | | | | | | 2000 | 1000 | |
| | N CALEDO | 5040 | 5476 | 5500 | | | 5000 | | | 2750 | | |
| | POLYNESIE | 5417 | 6111 | 6625 | | | 2000 | | | 3333 | 3000 | |
| | Y | 863 | | | | | | | | | | |
| | FILMS CINEMA IMPRES ET DEVELOP | | | | | | | | | | | |
| | KINOFILME BELICHTET ENTWICKELT | | | | | | | | | | | |
| | 1000 DOL | | | | | | | | | | | |
| | ALGERIE | 725 | 651 | 643 | 1 | | | 7 | | 74 | 3 | |
| | MALI | 3 | 1 | 1 | | | | | 1 | 1 | | |
| | NIGER | 1 | 1 | 1 | | | | | | | | |
| | TCHAD | 193 | 178 | 178 | | | | | 12 | 3 | 2 | |
| | SENEGAL | 225 | 183 | 181 | | | 1 | 1 | 2 | 40 | 2 | |
| | HTE VOLTA | 4 | 4 | 4 | | | | | | | 14 | |
| | C IVOIRE | 76 | 73 | 73 | | | | | | 3 | 1 | |
| | TOGO | 34 | 33 | 33 | | | | | | 1 | | |
| | CAMEROUN | 149 | 146 | 146 | | | | | 1 | 2 | 1 | |
| | CENTRAFR | 12 | 12 | 12 | | | | | | | | |
| | GABON | 1 | 1 | 1 | | | | | | | | |
| | CONGO BRA | 57 | 29 | 24 | | | | | | | | |
| | SOMALIE | 152 | 17 | | | | 5 | | 28 | 135 | 83 | |
| | MADAGASC | 103 | 94 | 94 | | | | 17 | | 8 | 2 | |
| | POLYNESIE | 43 | 40 | 40 | | | | | 1 | 2 | | |
| | TONNES | | | | | | | | | | | |
| | ALGERIE | 42 | 41 | 41 | | | | | | 1 | 1 | |
| | MALI | 2 | | | | | | | 1 | 1 | | |
| | NIGER | | | | | | | | | | | |
| | TCHAD | 22 | 20 | 20 | | | | | 1 | 1 | | |
| | SENEGAL | 14 | 11 | 11 | | | | | | 3 | | |
| | HTE VOLTA | | | | | | | | | | | |
| | C IVOIRE | 5 | 4 | 4 | | | | | | 1 | | |
| | TOGO | 7 | 7 | 7 | | | | | | | | |
| | CAMEROUN | 20 | 19 | 19 | | | | | | 1 | | |
| | CENTRAFR | | | | | | | | | | | |
| | GABON | | | | | | | | | | | |
| | CONGO BRA | 11 | 5 | 3 | | | 2 | | 5 | 1 | | |
| | SOMALIE | 19 | 3 | | | | | 3 | | 16 | 9 | |
| | MADAGASC | 6 | 5 | 5 | | | | | | 1 | | |
| | POLYNESIE | 5 | 4 | 4 | | | | | | 1 | 1 | |
| | VAL UNIT | | | | | | | | | | | |
| | ALGERIE | 17262 | 15878 | 15683 | | | | | | 74000 | 32000 | |

Werte : 1000 \$ — Mengen : Tonnen falls nicht anders vermerkt (Abkürzungen siehe Anhang)
Einheitswerte : \$ je ausgewiesener Mengeneinheit — Y : siehe im Anhang Anmerkungen zu den Waren

Valeurs : 1000 \$ — Quantités : Tonnes sauf indication contraire (Voir abréviations en Annexe)
Valeurs unitaires : \$ par unité de quantité indiquée — Y : voir notes par produits en Annexe

Tab. 1

import

1961

| Einheit Unité | Ursprung Origine | WELT MONDE | EWG CEE | darunter : dont : | | | | | AOM | DRITTE LÄNDER PAYS TIERS | darunter : dont : | |
|------------------|----------------------------------|---------------|------------|-------------------|----------|------------|---------------------|--------|--------|-----------------------------------|-------------------|------------------------|
| | | | | France | U.E.B.L. | Niederland | Deutschland (BR) | Italia | | | USA | G. Britan. Roy. Uni |
| | EINFUHRLÄNDER ↓ IMPORTATEUR | | | | | | | | | | | |
| | MALI | 1 500 | | | | | | | 1 000 | 1 000 | | |
| | NIGER | | 8 900 | 8 900 | | | | | | | | |
| | TCHAD | 8 773 | | 8 900 | | | | | 12 000 | 3 000 | | |
| | SENEGAL | 16 071 | 16 636 | 16 455 | | | | | | 13 333 | | |
| | HTE VOLTA | | | | | | | | | | | |
| | C IVOIRE | 15 200 | 18 250 | 18 250 | | | | | | 3 000 | | |
| | TOGO | 4 857 | 4 714 | 4 714 | | | | | | | | |
| | CAMEROUN | 7 450 | 7 684 | 7 684 | | | | | | 2 000 | | |
| | CENTRAFR | | | | | | | | | | | |
| | GABON | | | | | | | | | | | |
| | CONGO BRA | 5 182 | 5 800 | 8 000 | | | 2 500 | | 5 600 | | | |
| | SOMALIE | 8 000 | 5 667 | | | | | 5 667 | | 8 438 | 9 222 | |
| | MADAGASC | 17 167 | 18 800 | 18 800 | | | | | | 8 000 | | |
| | POLYNESIE | 8 600 | 10 000 | 10 000 | | | | | | 2 000 | 2 000 | |
| | 864 HORLOGERIE | | | | | | | | | | | |
| 1 000 DOL | ALGERIE | 815 | 769 | 737 | | | 25 | | 7 | | 46 | 1 |
| | MAURITAN | 6 | 5 | 5 | | | | | | | 1 | |
| | MALI | 12 | 8 | 6 | | | 2 | | | | 4 | |
| | NIGER | 7 | 3 | 3 | | | | | | | | |
| | TCHAD | 51 | 39 | 36 | | | 3 | | | | 12 | 1 |
| | SENEGAL | 88 | 68 | 57 | | | 9 | | 2 | | 20 | |
| | HTE VOLTA | 10 | 5 | 3 | | | | | | | 2 | |
| | C IVOIRE | 131 | 105 | 93 | | | 10 | | 2 | | 26 | |
| | TOGO | 23 | 8 | 5 | | | 3 | | | | 15 | |
| | DAHOMEY | 19 | 15 | 8 | | | 7 | | | | 4 | |
| | CAMEROUN | 158 | 129 | 117 | | | 11 | | 1 | | 29 | |
| | CENTRAFR | 61 | 41 | 34 | | | 7 | | | | 20 | |
| | GABON | 63 | 45 | 38 | | | 5 | | 1 | | 18 | 5 |
| | CONGO BRA | 108 | 90 | 80 | | | 10 | | | | 18 | |
| | SOMALIE | 48 | 8 | 1 | | | | | 7 | | 40 | |
| | MADAGASC | 349 | 277 | 235 | | | 1 | | 41 | | 71 | 1 |
| | REUNION | 117 | 107 | 105 | | | 2 | | | 1 | 10 | |
| | COMORES | 2 | 2 | 2 | | | | | | | | |
| | ST P MIQ | 15 | 10 | 9 | | | | | | | 1 | |
| | N CALEDO | 96 | 63 | 60 | | | | | | | 33 | 1 |
| | POLYNESIE | 58 | 37 | 35 | | | 2 | | | | 21 | |
| TONNES | ALGERIE | 101 | 100 | 92 | | | 4 | | 4 | | 1 | |
| TONNES | MAURITAN | | | | | | | | | | | |
| TONNES | MALI | 2 | 2 | 1 | | | 1 | | | | | |
| TONNES | NIGER | 11 | 11 | 11 | | | | | | | | |
| TONNES | TCHAD | 2 | 2 | 1 | | | | | | | | |
| TONNES | SENEGAL | 11 | 10 | 7 | | | | | 1 | | 1 | |
| TONNES | HTE VOLTA | 2 | 2 | 1 | | | | | | | | |
| TONNES | C IVOIRE | 10 | 10 | 8 | | | | | | | | |
| TONNES | TOGO | 2 | 2 | 1 | | | | | | | | |
| TONNES | DAHOMEY | 3 | 3 | 1 | | | | | | | | |
| TONNES | CAMEROUN | 12 | 8 | 5 | | | 3 | | | | 4 | |
| TONNES | CENTRAFR | 7 | 6 | 5 | | | 1 | | | | 1 | |
| TONNES | GABON | 4 | 3 | 2 | | | 1 | | | | 1 | |
| TONNES | CONGO BRA | 13 | 9 | 7 | | | | | | | 4 | |
| TONNES | SOMALIE | 3 | 2 | | | | | | 2 | | 1 | |
| TONNES | MADAGASC | 51 | 45 | 34 | | | 11 | | | | 6 | |
| TONNES | REUNION | 7 | 8 | 7 | | | 1 | | | | 1 | |
| TONNES | COMORES | | | | | | | | | | | |
| TONNES | ST P MIQ | 2 | 1 | 1 | | | | | | | 1 | |
| TONNES | N CALEDO | 5 | 5 | 5 | | | | | | | | |
| TONNES | POLYNESIE | 4 | 4 | 3 | | | | | | | | |
| VAL UNIT | ALGERIE | 8 069 | 7 690 | 8 011 | | | 6 250 | | 1 750 | | 4 600 | |
| | MAURITAN | | | | | | | | | | | |
| | MALI | 6 000 | 4 000 | 6 000 | | | 2 000 | | | | | |
| | NIGER | 636 | 273 | 273 | | | | | | | | |
| | TCHAD | 25 500 | 19 500 | 36 000 | | | 3 000 | | | | 20 000 | |
| | SENEGAL | 8 000 | 6 800 | 8 143 | | | 4 500 | | 2 000 | | | |
| | HTE VOLTA | 5 000 | 2 500 | 3 000 | | | 2 000 | | | | | |
| | C IVOIRE | 13 100 | 10 500 | 11 625 | | | 5 000 | | | | | |
| | TOGO | 11 500 | 4 000 | 5 000 | | | 3 000 | | | | | |
| | DAHOMEY | 6 333 | 5 000 | 8 000 | | | 3 500 | | | | | |
| | CAMEROUN | 13 167 | 16 125 | 23 400 | | | 3 667 | | | | 7 250 | |
| | CENTRAFR | 8 714 | 6 833 | 6 800 | | | 7 000 | | | | 20 000 | |
| | GABON | 15 750 | 15 000 | 19 000 | | | 5 000 | | | | 18 000 | |
| | CONGO BRA | 8 308 | 10 000 | 11 429 | | | 5 000 | | | | 4 500 | |
| | SOMALIE | 16 000 | 4 000 | | | | | | 3 500 | | 4 000 | |
| | MADAGASC | 6 843 | 6 156 | 6 912 | | | 3 727 | | | | 11 833 | |
| | REUNION | 16 714 | 13 375 | 15 000 | | | 2 000 | | | | 10 000 | |
| | COMORES | | | | | | | | | | | |
| | ST P MIQ | 7 500 | 10 000 | 9 000 | | | | | | | 1 000 | |
| | N CALEDO | 19 200 | 12 600 | 12 000 | | | | | | | | |
| | POLYNESIE | 14 500 | 9 250 | 11 667 | | | 2 000 | | | | | |
| | 891 INSTR MUSIQUE PHONOS DISQUES | | | | | | | | | | | |
| 1 000 DOL | ALGERIE | 1 934 | 1 910 | 1 772 | | | 30 | | 99 | | 24 | 9 |
| | MAURITAN | 19 | 19 | 19 | | | | | | | | |
| | MALI | 31 | 28 | 22 | | | | | 6 | | 3 | |
| | NIGER | 27 | 26 | 19 | | | 4 | | 2 | | 1 | |
| | TCHAD | 44 | 42 | 28 | | | 5 | | 9 | | 2 | 2 |
| | SENEGAL | 292 | 269 | 182 | | | 19 | | 61 | | 23 | 9 |
| | MUSIKINSTR PLATTENSP SCHALLPL | | | | | | | | | | | |

Werte : 1000 \$ — Mengen : Tonnen falls nicht anders vermerkt (Abkürzungen siehe Anhang)
Einheitswerte : \$ je ausgewiesener Mengeneinheit — Y : siehe im Anhang Anmerkungen zu den Waren

Valeurs : 1000 \$ — Quantités : Tonnes sauf indication contraire (Voir abréviations en Annexe)
Valeurs unitaires : \$ par unité de quantité indiquée — Y : voir notes par produits en Annexe

import

1961

Tab. 1

| Einheit Unité | Ursprung Origine | WELT MONDE | EWG CEE | darunter : dont : | | | | | A O M | DRITTE LÄNDER PAYS TIERS | darunter : dont : | |
|------------------|--------------------------------|-------------------|------------|-------------------|----------|-----------|---------------------|--------|-------|-----------------------------------|-------------------|------------------------|
| | | | | France | U.E.B.L. | Nederland | Deutschland (BR) | Italia | | | USA | G. Britan. Roy. Uni |
| | EINFUHRLÄNDER ↓ IMPORTATEUR | | | | | | | | | | | |
| | HTE VOLTA | 37 | 31 | 22 | | 1 | 8 | | | 6 | 2 | 1 |
| | C IVOIRE | 417 | 395 | 282 | | 46 | 64 | 3 | 1 | 21 | | 12 |
| | TOGO | 43 | 40 | 23 | | 3 | 13 | | | 3 | 2 | |
| | DAHOMÉY | 33 | 32 | 23 | | 3 | 6 | | | 1 | | 1 |
| | CAMÉROUN | 153 | 146 | 98 | | 14 | 30 | 4 | | 7 | 3 | 1 |
| | CENTRAFR | 77 | 72 | 52 | | 2 | 18 | | | 5 | | |
| | GABON | 74 | 72 | 48 | | 6 | 16 | 2 | | 2 | | |
| | CONGO BRA | 147 | 139 | 105 | | 6 | 26 | 2 | 1 | 7 | 1 | |
| | SOMALIE | 10 | 8 | | | 1 | 1 | | 6 | 2 | 1 | 1 |
| | MADAGASC | 379 | 330 | 225 | | 8 | 86 | 11 | | 49 | 1 | 1 |
| | COMORES | 12 | 10 | 10 | | | | | 1 | 1 | | |
| | ST P MIO | 17 | 17 | 9 | | 3 | 3 | 2 | | | | |
| | N CALEDO | 216 | 196 | 161 | | 17 | 18 | | 2 | 11 | 1 | 4 |
| | POLYNESIE | 167 | 129 | 98 | | 4 | 22 | | | 38 | 31 | 5 |
| TONNES | ALGERIE | 259 | 256 | 240 | | 4 | 10 | 2 | | 3 | | 1 |
| TONNES | MAURITAN | 2 | 2 | 2 | | | | | | | | |
| TONNES | MALI | 8 | 6 | 5 | | | 1 | | | 2 | | |
| TONNES | NIGER | 3 | 3 | 2 | | 1 | | | | | | |
| TONNES | TCHAD | 5 | 5 | 3 | | 1 | 1 | | | | | |
| TONNES | SENEGAL | 38 | 35 | 20 | | 4 | 10 | 1 | | 3 | 2 | |
| TONNES | HTE VOLTA | 13 | 11 | 9 | | | 2 | | | 2 | 1 | |
| TONNES | C IVOIRE | 71 | 61 | 43 | | 7 | 10 | 1 | | 10 | | 4 |
| TONNES | TOGO | 6 | 5 | 3 | | | 2 | | | 1 | | |
| TONNES | DAHOMÉY | 167 | 165 | 164 | | | 1 | | | 2 | | 1 |
| TONNES | CAMÉROUN | 27 | 25 | 18 | | 2 | 4 | 1 | | 2 | 1 | |
| TONNES | CENTRAFR | 11 | 11 | 6 | | 2 | 3 | | | | | |
| TONNES | GABON | 10 | 9 | 6 | | 1 | 2 | | | 1 | | |
| TONNES | CONGO BRA | 30 | 28 | 22 | | 1 | 4 | 1 | | 2 | 1 | |
| TONNES | SOMALIE | 6 | 1 | | | | | 1 | | 1 | | |
| TONNES | MADAGASC | 66 | 48 | 32 | | 1 | 13 | 2 | | 18 | | |
| TONNES | COMORES | 2 | 1 | 1 | | | | | | 1 | | |
| TONNES | ST P MIO | 2 | 4 | 1 | | 1 | 1 | 1 | | 2 | | |
| TONNES | N CALEDO | 30 | 27 | 19 | | 4 | 4 | | | 2 | | |
| TONNES | POLYNESIE | 33 | 23 | 15 | | 1 | 6 | 1 | | 10 | 8 | 2 |
| VAL UNIT | ALGERIE | 7467 | 7461 | 7383 | | | 7500 | 9900 | 4500 | 8000 | | 3000 |
| | MAURITAN | 9500 | 9500 | 9500 | | 3 | | | | | | |
| | MALI | 3875 | 4667 | 4400 | | | | 6000 | | 1500 | | |
| | NIGER | 9000 | 8667 | 9500 | | | 4000 | | | | | |
| | TCHAD | 8800 | 8400 | 9333 | | | 5000 | 9000 | | | | |
| | SENEGAL | 7684 | 7686 | 9100 | | | 4750 | 6100 | 6000 | 7667 | 4500 | |
| | HTE VOLTA | 2846 | 2818 | 2444 | | | | 4000 | | 3000 | 2000 | |
| | C IVOIRE | 5873 | 6475 | 6558 | | | 6571 | 6400 | 3000 | 2100 | | 3000 |
| | TOGO | 7167 | 8000 | 7667 | | | | 6500 | | 3000 | | |
| | DAHOMÉY | 198 | 194 | 140 | | | | 6000 | | 500 | | 1000 |
| | CAMÉROUN | 5667 | 5840 | 5444 | | | 7000 | 7500 | 4000 | 3500 | 3000 | |
| | CENTRAFR | 7000 | 6545 | 8667 | | | 1000 | 6000 | | | | |
| | GABON | 7400 | 8000 | 8000 | | | 6000 | 8000 | | 2000 | | |
| | CONGO BRA | 4900 | 4964 | 4773 | | | 6000 | 6500 | 2000 | 3500 | 1000 | |
| | SOMALIE | 5000 | 8000 | | | | | 6000 | | 2000 | | |
| | MADAGASC | 5742 | 6875 | 7031 | | | 8000 | 6615 | 5500 | 2722 | | |
| | COMORES | 6000 | 10000 | 10000 | | | | | | 1000 | | |
| | ST P MIO | 8500 | 4250 | 9000 | | | 3000 | 3000 | 2000 | | | |
| | N CALEDO | 7200 | 7259 | 8474 | | | 4250 | 4500 | | 5500 | | |
| | POLYNESIE | 5061 | 5609 | 6533 | | | 4000 | 3667 | 5000 | 3800 | 3875 | 2500 |
| Y | 892 | OUVRAGES IMPRIMÉS | | | | | | | | | | |
| 1000 DOL | ALGERIE | 8094 | 7974 | 7938 | | 10 | 4 | 16 | 6 | 120 | 4 | 7 |
| | MAURITAN | 67 | 56 | 56 | | | | | | 10 | | |
| | MALI | 184 | 179 | 178 | | | | 1 | | 4 | 1 | |
| | NIGER | 94 | 86 | 86 | | | | | | 5 | 3 | |
| | TCHAD | 124 | 122 | 122 | | | | | | 1 | 1 | |
| | SENEGAL | 817 | 706 | 695 | | 1 | 1 | 6 | 3 | 7 | 104 | 5 |
| | HTE VOLTA | 171 | 158 | 158 | | | | | | 7 | 6 | 5 |
| | C IVOIRE | 923 | 868 | 861 | | | | 2 | 3 | 9 | 46 | 7 |
| | TOGO | 129 | 116 | 115 | | | | | | 7 | 6 | 1 |
| | DAHOMÉY | 168 | 159 | 158 | | | | | | 7 | 2 | |
| | CAMÉROUN | 535 | 466 | 454 | | 6 | 1 | 3 | 2 | 37 | 32 | 5 |
| | CENTRAFR | 155 | 152 | 152 | | | | | | 1 | 2 | 2 |
| | GABON | 68 | 64 | 63 | | | | 1 | | 4 | 3 | |
| | CONGO BRA | 486 | 472 | 460 | | 6 | 1 | 4 | 1 | 2 | 12 | 3 |
| | SOMALIE | 181 | 119 | | | | | 1 | 2 | 116 | 62 | 25 |
| | MADAGASC | 1129 | 1087 | 1077 | | | 1 | 6 | 3 | 12 | 30 | 8 |
| | REUNION | 203 | 203 | 203 | | | | | | | | |
| | COMORES | 6 | 6 | 6 | | | | | | | | |
| | QUADELOUP | 300 | 297 | 296 | | | 1 | | | 1 | 2 | 1 |
| | MARTINIO | 116 | 114 | 114 | | | | | | 2 | 1 | |
| | GUYANE | 10 | 10 | 10 | | | | | | | | |
| | N CALEDO | 85 | 80 | 80 | | | | | | | 5 | 3 |
| | POLYNESIE | 314 | 298 | 294 | | | 4 | | | 16 | 9 | 1 |
| TONNES | ALGERIE | 5943 | 5882 | 5869 | | 2 | 1 | 7 | 3 | 61 | 1 | 4 |
| TONNES | MAURITAN | 10 | 9 | 9 | | | | | | 1 | | |
| TONNES | MALI | 60 | 53 | 53 | | | | | | 4 | 3 | |
| TONNES | NIGER | 47 | 41 | 41 | | | | | | 4 | 2 | |
| TONNES | TCHAD | 54 | 53 | 53 | | | | | | | 1 | |
| TONNES | SENEGAL | 508 | 394 | 383 | | | 1 | 5 | 5 | 6 | 108 | 3 |
| TONNES | HTE VOLTA | 69 | 64 | 64 | | | | | | 2 | 3 | 2 |
| TONNES | C IVOIRE | 514 | 472 | 465 | | | 1 | 4 | 2 | 12 | 30 | 5 |
| TONNES | TOGO | 73 | 65 | 64 | | | | | | 6 | 2 | |
| TONNES | DAHOMÉY | 92 | 86 | 85 | | | | 1 | | 5 | 1 | |
| TONNES | CAMÉROUN | 316 | 275 | 264 | | 4 | 1 | 4 | 2 | 21 | 20 | 2 |
| TONNES | CENTRAFR | 69 | 67 | 67 | | | | | | 2 | 1 | |

Werte: 1000 \$ — Mengen: Tonnen falls nicht anders vermerkt (Abkürzungen siehe Anhang)
Einheitswerte: \$ je ausgewiesener Mengeneinheit — Y: siehe im Anhang Anmerkungen zu den Waren

Valeurs: 1000 \$ — Quantités: Tonnes sauf indication contraire (Voir abréviations en Annexe)
Valeurs unitaires: \$ par unité de quantité indiquée — Y: voir notes par produits en Annexe

import

1961

Tab. 1

| Einheit Unité | Ursprung Origine | WELT MONDE | EWG CEE | darunter : dont : | | | | | AOM | DRITTE LÄNDER PAYS TIERS | darunter : dont : | | |
|---|---------------------|---------------|------------|-------------------|----------|-----------|---------------------|--------|------|-----------------------------------|-------------------|------------------------|------|
| | | | | France | U.E.B.L. | Nederland | Deutschland (BR) | Italia | | | USA | G. Britan. Roy. Uni | |
| EINFUHRLÄNDER | | | | | | | | | | | | | |
| IMPORTATEUR | | | | | | | | | | | | | |
| TONNES | GABON | 25 | 22 | 21 | | | 1 | | | | 3 | 1 | |
| TONNES | CONGO BRA | 211 | 201 | 196 | 1 | 1 | 2 | 1 | 1 | 1 | 9 | 3 | |
| TONNES | SOMALIE | 144 | 78 | | | 2 | 4 | 72 | | | 66 | 10 | |
| TONNES | MADAGASC | 488 | 456 | 446 | | 1 | 4 | 5 | 12 | | 20 | 6 | |
| TONNES | REUNION | 84 | 84 | 84 | | | | | | | | | |
| TONNES | COMORES | 4 | 4 | 4 | | | | | | | | | |
| TONNES | QUADELOUP | 101 | 98 | 98 | | | | | | | 3 | 1 | |
| TONNES | MARTINIQ | 49 | 47 | 47 | | | | | | | 2 | 1 | |
| TONNES | GUYANE | 4 | 4 | 4 | | | | | | | | | |
| TONNES | N CALEDO | 33 | 31 | 31 | | | | | | | 2 | 1 | |
| TONNES | POLYNESIE | 59 | 50 | 48 | | | 2 | | | | 9 | 4 | |
| VAL UNIT | ALGERIE | 1362 | 1356 | 1353 | 5000 | 4000 | 2286 | 2000 | | | 1967 | 4000 | 1750 |
| | MAURITAN | 6700 | 6222 | 6222 | | | | | | | 10000 | | |
| | MALI | 3067 | 3377 | 3358 | | | | | | 250 | 1333 | | |
| | NIGER | 2000 | 2098 | 2098 | | | | | | 1250 | 1500 | | |
| | TCHAD | 2296 | 2302 | 2302 | | | | | | | 1000 | 1000 | |
| | SENEGAL | 1608 | 1792 | 1815 | | 1000 | 1200 | 600 | | 1167 | 963 | 1667 | 2500 |
| | HTE VOLTA | 2478 | 2469 | 2469 | | | | | | 3500 | 2000 | 2500 | |
| | C IVOIRE | 1796 | 1839 | 1852 | | 2000 | 750 | 1000 | | 750 | 1533 | 1400 | 1733 |
| | TOGO | 1767 | 1785 | 1797 | | | | 1000 | | 1167 | 3000 | | |
| | DAHOMY | 1826 | 1849 | 1859 | | | | 1000 | | 1400 | 2000 | | |
| | CAMEROUN | 1693 | 1695 | 1720 | 1500 | 1000 | 750 | 1000 | | 1762 | 1600 | 2500 | 1769 |
| | CENTRAFR | 2246 | 2269 | 2269 | | | | | | | 1000 | 2000 | |
| | GABON | 2720 | 2909 | 3000 | | | | | | | 1333 | 3000 | |
| | CONGO BRA | 2303 | 2348 | 2347 | 6000 | 1000 | 2000 | 1000 | 2000 | 2000 | 1333 | 1000 | 2000 |
| | SOMALIE | 1257 | 1526 | | | 500 | 500 | 1611 | | | 939 | 2500 | 1400 |
| | MADAGASC | 2314 | 2384 | 2415 | | 1000 | 1500 | 600 | 1000 | 1500 | 1500 | 1333 | 1600 |
| | REUNION | 2417 | 2417 | 2417 | | | | | | | | | |
| | COMORES | 1500 | 1500 | 1500 | | | | | | | | | |
| | QUADELOUP | 2970 | 3031 | 3020 | | | | | | | 667 | 1000 | |
| | MARTINIQ | 2367 | 2426 | 2426 | | | | | | | 1000 | 1000 | |
| | GUYANE | 2500 | 2500 | 2500 | | | | | | | | | |
| | N CALEDO | 2576 | 2581 | 2581 | | | | | | | 2500 | 3000 | |
| | POLYNESIE | 5322 | 5960 | 6125 | | | 2000 | | | | 1778 | 2250 | |
| 893 ARTICLES EN MATIERES PLASTIQ | | | | | | | | | | | | | |
| KUNSTSTOFFWAREN | | | | | | | | | | | | | |
| 1000 DOL | ALGERIE | 3176 | 3097 | 3071 | | | 1 | 18 | 7 | | 79 | 3 | 1 |
| | MAURITAN | 85 | 85 | 85 | | | | | | | | | |
| | MALI | 48 | 42 | 41 | | | | 1 | | 5 | 1 | | |
| | NIGER | 43 | 25 | 25 | | | | | | | 18 | | |
| | TCHAD | 64 | 62 | 59 | | | | 3 | | | 2 | | |
| | SENEGAL | 465 | 430 | 404 | | | | | | | 35 | 4 | 1 |
| | HTE VOLTA | 115 | 39 | 39 | | 4 | 21 | 1 | | | 76 | 5 | |
| | C IVOIRE | 502 | 470 | 444 | | | 1 | 25 | | 1 | 31 | 8 | 11 |
| | TOGO | 89 | 85 | 80 | 2 | | | 3 | | | 4 | | 2 |
| | DAHOMY | 64 | 53 | 52 | | | | 1 | | | 11 | | |
| | CAMEROUN | 467 | 430 | 414 | | | | 15 | 1 | | 37 | 3 | |
| | CENTRAFR | 88 | 85 | 81 | | | | 4 | | | 3 | | |
| | GABON | 117 | 108 | 102 | | 1 | 3 | 2 | 5 | | 4 | | |
| | CONGO BRA | 225 | 217 | 208 | | | | | | | | | |
| | MADAGASC | 278 | 273 | 264 | 5 | | 1 | 2 | 1 | | 8 | 4 | |
| | REUNION | 174 | 173 | 172 | | 1 | 4 | 4 | | | 5 | 1 | |
| | COMORES | 7 | 6 | 6 | | | | 1 | | 1 | 1 | | |
| | ST P MIO | 19 | 9 | 9 | | | | | | | | | |
| | QUADELOUP | 269 | 262 | 259 | | | 1 | 2 | | | 10 | 3 | 2 |
| | MARTINIQ | 312 | 303 | 302 | | | | | | | 7 | 3 | |
| | GUYANE | 32 | 30 | 30 | | | | | 1 | | 9 | 1 | 3 |
| | N CALEDO | 321 | 308 | 304 | 1 | | | 3 | | | 2 | 2 | |
| | POLYNESIE | 108 | 90 | 89 | | | | 1 | | | 12 | 2 | 2 |
| | | | | | | | | | | | 18 | 14 | |
| TONNES | ALGERIE | 1883 | 1834 | 1825 | | | | 5 | 4 | | 49 | | |
| TONNES | MAURITAN | 117 | 117 | 117 | | | | | | | | | |
| TONNES | MALI | 26 | 22 | 21 | | | | 1 | | 4 | | | |
| TONNES | NIGER | 45 | 15 | 15 | | | | | | | 30 | | |
| TONNES | TCHAD | 30 | 30 | 23 | | | | 7 | | | | | |
| TONNES | SENEGAL | 228 | 203 | 195 | | | | | | | | | |
| TONNES | HTE VOLTA | 102 | 21 | 21 | | | 2 | 5 | 1 | | 25 | 4 | |
| TONNES | C IVOIRE | 272 | 249 | 239 | | | | | | | 81 | 2 | 3 |
| TONNES | TOGO | 51 | 47 | 43 | | | | 10 | | | 23 | 3 | 1 |
| TONNES | DAHOMY | 55 | 43 | 42 | | | | 2 | | | 4 | | |
| TONNES | CAMEROUN | 336 | 312 | 303 | | | | 1 | | | 12 | | |
| TONNES | CENTRAFR | 46 | 44 | 41 | | | | 3 | 1 | | 24 | 2 | |
| TONNES | GABON | 56 | 50 | 45 | | | | 3 | | 3 | 3 | | |
| TONNES | CONGO BRA | 150 | 146 | 142 | | 2 | | 1 | | | 4 | 3 | |
| TONNES | MADAGASC | 324 | 322 | 316 | | | 1 | 2 | 3 | | 2 | | |
| TONNES | REUNION | 73 | 72 | 72 | | | | | | | 1 | | |
| TONNES | COMORES | 3 | 3 | 3 | | | | | | | | | |
| TONNES | ST P MIO | 12 | 4 | 4 | | | | | | | | | |
| TONNES | QUADELOUP | 126 | 123 | 121 | | | 1 | 1 | | | 8 | 2 | 2 |
| TONNES | MARTINIQ | 216 | 210 | 209 | | | | | | | 3 | 1 | |
| TONNES | GUYANE | 16 | 14 | 14 | | | | | 1 | | 6 | | 3 |
| TONNES | N CALEDO | 183 | 176 | 173 | | | | 1 | | | 2 | 1 | |
| TONNES | POLYNESIE | 53 | 44 | 44 | | | | 2 | | | 6 | 1 | 1 |
| | | | | | | | | | | | 9 | 6 | |
| VAL UNIT | ALGERIE | 1687 | 1689 | 1683 | | | | 3600 | 1750 | | 1612 | | |
| | MAURITAN | 726 | 726 | 726 | | | | | | | | | |
| | MALI | 1846 | 1909 | 1952 | | | | 1000 | | 1250 | | | |
| | NIGER | 956 | 1667 | 1667 | | | | | | | 600 | | |
| | TCHAD | 2133 | 2067 | 2565 | | | | | | | | | |
| | SENEGAL | 2039 | 2118 | 2072 | | | | | | | 1400 | 1000 | |
| | HTE VOLTA | 1127 | 1857 | 1857 | | 2000 | 4200 | 1000 | | | 938 | 2500 | 3667 |
| | C IVOIRE | 1846 | 1888 | 1858 | | | | 2500 | | | 1348 | 2667 | 2000 |

Werte : 1000 \$ — Mengen : Tonnen falls nicht anders vermerkt (Abkürzungen siehe Anhang)
 Einheitswerte : \$ je ausgewiesener Mengeneinheit — Y : siehe im Anhang Anmerkungen zu den Waren

Valeurs : 1000 \$ — Quantités : Tonnes sauf indication contraire (Voir abréviations en Annexe)
 Valeurs unitaires : \$ par unité de quantité indiquée — Y : voir notes par produits en Annexe

import

1961

Tab. 1

| Einheit Unité | Ursprung Origine | WELT MONDE | EWG CEE | darunter : dont : | | | | | AOM | DRITTE LÄNDER PAYS TIERS | darunter : dont : | |
|------------------------------------|---------------------|---------------------|------------------|-------------------|----------|-----------|---------------------|-----------------|----------------|-----------------------------------|-------------------|------------------------|
| | | | | France | U.E.B.L. | Nederland | Deutschland (BR) | Italia | | | USA | G. Britan. Roy. Uni |
| EINFUHR-LÄNDER ↓ IMPORTATEUR | | | | | | | | | | | | |
| | TOGO | 1745 | 1809 | 1860 | 1000 | | 1500 | | | 1000 | | |
| | DAHOMÉY | 1164 | 1233 | 1238 | | | 1000 | | | 917 | | |
| | CAMÉROUN | 1390 | 1378 | 1366 | | | 1875 | | | 1542 | 1500 | |
| | CENTRAFR | 1913 | 1932 | 1976 | | | 1333 | 1000 | | 1500 | | |
| | GABON | 2039 | 2160 | 2267 | | | 1000 | 1000 | 1667 | 1333 | | |
| | CONGO BRA | 1500 | 1486 | 1465 | 2500 | 1000 | 2000 | | | 2000 | 1333 | |
| | MADAGASC | 858 | 848 | 835 | | 1000 | 2000 | 1333 | | 2500 | | |
| | REUNION | 2384 | 2403 | 2389 | | | | | | 1000 | | |
| | COMORES | 2333 | 2000 | 2000 | | | | | | | | |
| | ST P MIO | 1583 | 2250 | 2250 | | | | | | 1250 | 1500 | 1000 |
| | GUADELOUP | 2135 | 2130 | 2140 | | 1000 | 2000 | | | 2333 | 3000 | |
| | MARTINIO | 1444 | 1443 | 1445 | | | | 1000 | | 1500 | | 1000 |
| | GUYANE | 2000 | 2143 | 2143 | | | | | | 1000 | 2000 | |
| | N CALEDO | 1754 | 1750 | 1757 | 1000 | | 1500 | | | 2000 | 2000 | 2000 |
| | POLYNÉSIE | 2038 | 2045 | 2023 | | | | | | 2000 | 2333 | |
| Y | 894 | VOIT ENFANTS | ART SPORT | JOUETS | | | KINDERWAGEN | SPORTART | SPIELZG | | | |
| 1000 DOL | ALGERIE | 3665 | 3480 | 3377 | 1 | 3 | 58 | 41 | | 185 | 149 | 22 |
| | MAURITAN | 21 | 20 | 20 | | | | | | 1 | | |
| | MALI | 58 | 43 | 37 | 4 | | 2 | | 3 | 12 | | |
| | NIGER | 42 | 7 | 7 | | | | | 1 | 30 | | |
| | TCHAD | 157 | 137 | 111 | 18 | | 6 | 2 | | 20 | 1 | 1 |
| | SENEGAL | 502 | 472 | 423 | 17 | | 30 | 2 | | 30 | 1 | 13 |
| | HTE VOLTA | 120 | 110 | 110 | | | | | | 10 | 1 | 2 |
| | C IVOIRE | 707 | 670 | 612 | 25 | | 22 | 11 | | 37 | | 3 |
| | TOGO | 23 | 14 | 13 | | | 1 | | | 7 | | 1 |
| | DAHOMÉY | 51 | 42 | 42 | | | | | | 9 | | 1 |
| | CAMÉROUN | 445 | 426 | 386 | 19 | | 7 | 14 | 1 | 18 | 2 | |
| | CENTRAFR | 228 | 214 | 185 | 22 | | 6 | 1 | 2 | 12 | 2 | 1 |
| | GABON | 323 | 310 | 303 | 1 | | 5 | 1 | | 13 | 1 | |
| | CONGO BRA | 601 | 570 | 538 | 22 | | 9 | 1 | 1 | 30 | 1 | 5 |
| | SOMALIE | 59 | 39 | | | | 3 | 36 | | 20 | 8 | 4 |
| | MADAGASC | 613 | 528 | 504 | 7 | 1 | 15 | 1 | | 85 | 2 | 4 |
| | REUNION | 245 | 244 | 242 | | | 2 | | | 1 | | |
| | COMORES | 5 | 4 | 4 | | | | | 1 | | | |
| | ST P MIO | 30 | 21 | 14 | | | 6 | 1 | | 9 | | 4 |
| | GUADELOUP | 143 | 134 | 131 | | | 3 | | 1 | 8 | 6 | 1 |
| | MARTINIO | 144 | 134 | 133 | | | | 1 | | 10 | 6 | 1 |
| | GUYANE | 42 | 42 | 41 | | | 1 | | | | | |
| | N CALEDO | 290 | 263 | 253 | | | 10 | | | 24 | 1 | 6 |
| | POLYNÉSIE | 136 | 92 | 78 | | | 10 | 4 | | 44 | 30 | 2 |
| TONNES | ALGERIE | 1828 | 1781 | 1738 | 1 | 5 | 16 | 21 | | 47 | 33 | 10 |
| TONNES | MAURITAN | 9 | 9 | 9 | | | | | | | | |
| TONNES | MALI | 34 | 24 | 18 | | | 1 | | 2 | 8 | | |
| TONNES | NIGER | 30 | 2 | 2 | | | | | | 27 | | |
| TONNES | TCHAD | 28 | 20 | 15 | | | 1 | | | 8 | 1 | 1 |
| TONNES | SENEGAL | 196 | 180 | 149 | 19 | | 11 | 1 | | 16 | 1 | 5 |
| TONNES | HTE VOLTA | 23 | 15 | 15 | | | | | | 8 | | 1 |
| TONNES | C IVOIRE | 174 | 157 | 134 | 15 | | 6 | 2 | | 17 | | 1 |
| TONNES | TOGO | 17 | 6 | 6 | | | | | | 8 | | |
| TONNES | DAHOMÉY | 3 | 13 | 13 | | | | | | 20 | | |
| TONNES | CAMÉROUN | 78 | 68 | 57 | 9 | | 2 | | | 10 | | |
| TONNES | CENTRAFR | 32 | 29 | 24 | 3 | | 2 | | | 3 | | |
| TONNES | GABON | 43 | 38 | 36 | | | 2 | | | 5 | | |
| TONNES | CONGO BRA | 96 | 87 | 81 | 4 | | 2 | | | 9 | | 3 |
| TONNES | SOMALIE | 16 | 9 | | | | | 9 | | 7 | 1 | 1 |
| TONNES | MADAGASC | 226 | 180 | 171 | 3 | 2 | 4 | | | 46 | | |
| TONNES | REUNION | 88 | 88 | 87 | | | 1 | | | | | |
| TONNES | COMORES | 2 | 2 | 2 | | | | | | | | |
| TONNES | ST P MIO | 14 | 11 | 6 | | | 4 | 1 | | 3 | | 2 |
| TONNES | GUADELOUP | 75 | 62 | 61 | | | 1 | | 11 | 2 | 1 | |
| TONNES | MARTINIO | 64 | 62 | 62 | | | | | | 2 | 1 | |
| TONNES | GUYANE | 14 | 14 | 14 | | | | | | | | |
| TONNES | N CALEDO | 109 | 96 | 92 | | | 4 | | | 10 | | 2 |
| TONNES | POLYNÉSIE | 61 | 41 | 35 | | | 4 | 2 | | 20 | 14 | 1 |
| VAL UNIT | ALGERIE | 2005 | 1954 | 1943 | 1000 | 600 | 3625 | 1952 | | 3936 | 4515 | 2200 |
| | MAURITAN | 2333 | 2222 | 2222 | | | | | | | | |
| | MALI | 1706 | 1792 | 2056 | 800 | | 2000 | | 1500 | 1500 | | |
| | NIGER | 1400 | 3500 | 3500 | | | | | | 1111 | | |
| | TCHAD | 5607 | 6850 | 7400 | 4500 | | 6000 | | | 2500 | 1000 | 1000 |
| | SENEGAL | 2561 | 2622 | 2839 | 895 | | 2727 | 2000 | | 1875 | | 2600 |
| | HTE VOLTA | 5217 | 7333 | 7333 | | | | | | 1250 | 1000 | 2000 |
| | C IVOIRE | 4063 | 4268 | 4567 | 1667 | | 3667 | 5500 | | 2176 | | 3000 |
| | TOGO | 1353 | 2333 | 2167 | | | | | | 875 | | |
| | DAHOMÉY | 1545 | 3231 | 3231 | | | | | | 450 | | |
| | CAMÉROUN | 5705 | 6265 | 6772 | 2111 | | 3500 | | | 1800 | | |
| | CENTRAFR | 7125 | 7379 | 7708 | 7333 | | 3000 | | | 4000 | | |
| | GABON | 7512 | 8158 | 8417 | | | 2500 | | | 2600 | | |
| | CONGO BRA | 6260 | 6552 | 6642 | 5500 | | 4500 | | | 3333 | | 1667 |
| | SOMALIE | 3688 | 4333 | | | | | 4000 | | 2857 | 8000 | 4000 |
| | MADAGASC | 2712 | 2933 | 2947 | 2333 | 500 | 3750 | | | 1848 | | 4000 |
| | REUNION | 2784 | 2773 | 2782 | | | 2000 | | | | | |
| | COMORES | 2500 | 2000 | 2000 | | | | | | | | |
| | ST P MIO | 2143 | 1909 | 2333 | | | 1500 | 1000 | | 3000 | | 2000 |
| | GUADELOUP | 1907 | 2161 | 2148 | | | 3000 | | 91 | 4000 | 6000 | |
| | MARTINIO | 2250 | 2161 | 2145 | | | | | | 5000 | 6000 | |
| | GUYANE | 3000 | 3000 | 2929 | | | | | | | | |
| | N CALEDO | 2661 | 2740 | 2750 | | | 2500 | | | 2400 | | 3000 |
| | POLYNÉSIE | 2230 | 2244 | 2229 | | | 2500 | 2000 | | 2200 | 2143 | 2000 |

Werte: 1000 \$ — Mengen: Tonnen falls nicht anders vermerkt (Abkürzungen siehe Anhang)
Einheitswerte: \$ je ausgewiesener Mengeneinheit — Y: siehe im Anhang Anmerkungen zu den Waren

Valeurs: 1000 \$ — Quantités: Tonnes sauf indication contraire (Voir abréviations en Annexe)
Valeurs unitaires: \$ par unité de quantité indiquée — Y: voir notes par produits en Annexe

import

1961

Tab. 1

| Einheit Unité | Ursprung Origine | WELT MONDE | EWG CEE | darunter : dont : | | | | | AOM | DRITTE LÄNDER PAYS TIERS | darunter : dont : | |
|------------------|------------------------------------|-------------------------------|------------|-------------------|----------|-----------|---------------------|--------|------|-----------------------------------|-------------------|------------------------|
| | | | | France | U.E.B.L. | Nederland | Deutschland (BR) | Italia | | | USA | G. Britan. Roy. Uni |
| | EINFUHR-LÄNDER ↓ IMPORTATEUR | | | | | | | | | | | |
| Y | 895 | ARTICLES DE BUREAU | | | | | | | | | | |
| 1000 DOL | | | | | | | | | | | | |
| | ALGERIE | 1855 | 1833 | 1775 | | | 40 | 18 | | 22 | 7 | 2 |
| | MAURITAN | 12 | 12 | 12 | | | | | | | | |
| | MALI | 43 | 42 | 42 | | | | | | 1 | | |
| | NIGER | 20 | 20 | 20 | | | | | | | | |
| | TCHAD | 50 | 48 | 48 | | | | | | 2 | 1 | 1 |
| | SENEGAL | 240 | 232 | 209 | | | 19 | 4 | | 8 | | 1 |
| | HTE VOLTA | 61 | 61 | 61 | | | | | | | | |
| | C IVOIRE | 242 | 234 | 208 | | | 10 | 16 | | 8 | 2 | |
| | TOGO | 49 | 46 | 44 | | | 2 | | | 3 | | |
| | DAHOMY | 46 | 46 | 45 | | | 1 | | | | | |
| | CAMEROUN | 169 | 165 | 156 | | 1 | 6 | 2 | | 4 | 2 | |
| | CENTRAFR | 54 | 53 | 49 | | | 4 | | | 1 | | |
| | GABON | 46 | 45 | 45 | | | | | | 1 | | |
| | CONGO BRA | 186 | 173 | 166 | | | 6 | 1 | 7 | 6 | 2 | |
| | SOMALIE | 66 | 39 | | | | | | | 27 | 10 | 2 |
| | MADAGASC | 475 | 417 | 370 | | | 43 | 4 | | 58 | 3 | 2 |
| | COMORES | 3 | 3 | 3 | | | | | | | | |
| | POLYNESIE | 26 | 22 | 21 | | | 1 | | | 4 | 3 | |
| TONNES | ALGERIE | 1266 | 1236 | 1214 | | | 12 | 10 | | 30 | 2 | |
| TONNES | MAURITAN | 8 | 8 | 8 | | | | | | | | |
| TONNES | MALI | 33 | 33 | 33 | | | | | | | | |
| TONNES | NIGER | 19 | 17 | 17 | | | | | | 2 | | |
| TONNES | TCHAD | 19 | 19 | 19 | | | | | | | | |
| TONNES | SENEGAL | 124 | 117 | 111 | | | 5 | 1 | | 7 | | |
| TONNES | HTE VOLTA | 167 | 166 | 166 | | | | | | 1 | | |
| TONNES | C IVOIRE | 188 | 182 | 174 | | | 3 | 5 | | 6 | 1 | |
| TONNES | TOGO | 62 | 58 | 57 | | | 1 | | | 4 | | |
| TONNES | DAHOMY | 45 | 43 | 43 | | | | | | 2 | | |
| TONNES | CAMEROUN | 144 | 142 | 139 | | | | | | | | |
| TONNES | CENTRAFR | 25 | 24 | 23 | | 1 | 2 | | | 2 | 1 | |
| TONNES | GABON | 21 | 20 | 20 | | | 1 | | | 1 | | |
| TONNES | CONGO BRA | 129 | 107 | 106 | | | 1 | | 1 | 21 | 2 | |
| TONNES | SOMALIE | 86 | 39 | | | | | | | 47 | 29 | |
| TONNES | MADAGASC | 427 | 213 | 191 | | | 17 | 5 | | 214 | 1 | 1 |
| TONNES | COMORES | 1 | 1 | 1 | | | | | | | | |
| TONNES | POLYNESIE | 12 | 12 | 11 | | | 1 | | | | | |
| VAL UNIT | ALGERIE | 1465 | 1483 | 1462 | | | 3333 | 1800 | | 733 | 3500 | |
| | MAURITAN | 1500 | 1500 | 1500 | | | | | | | | |
| | MALI | 1303 | 1273 | 1273 | | | | | | | | |
| | NIGER | 1053 | 1176 | 1176 | | | | | | | | |
| | TCHAD | 2632 | 2526 | 2526 | | | | | | | | |
| | SENEGAL | 1935 | 1983 | 1883 | | | 3800 | 4000 | | 1143 | | |
| | HTE VOLTA | 365 | 367 | 367 | | | | | | | | |
| | C IVOIRE | 1287 | 1286 | 1195 | | | 3333 | 3200 | | 1333 | 2000 | |
| | TOGO | 790 | 793 | 772 | | | 2000 | | | 750 | | |
| | DAHOMY | 1022 | 1070 | 1047 | | | | | | | | |
| | CAMEROUN | 1174 | 1162 | 1122 | | | 1000 | | | 2000 | 2000 | |
| | CENTRAFR | 2160 | 2208 | 2130 | | | 4000 | | | 1000 | | |
| | GABON | 2190 | 2250 | 2250 | | | | | | 1000 | | |
| | CONGO BRA | 1442 | 1617 | 1566 | | | 6000 | | 7000 | 286 | 1000 | |
| | SOMALIE | 767 | 1000 | | | | | | | 574 | 345 | 1000 |
| | MADAGASC | 1112 | 1958 | 1937 | | | 2529 | 800 | | 271 | 3000 | 2000 |
| | COMORES | 3000 | 3000 | 3000 | | | | | | | | |
| | POLYNESIE | 2167 | 1833 | 1909 | | | 1000 | | | | | |
| | 896 | OBJETS D ART ET ANTIQUITE | | | | | | | | | | |
| 1000 DOL | | | | | | | | | | | | |
| | ALGERIE | 45 | 45 | 43 | | | | 2 | | | | 1 |
| | SENEGAL | 2 | 1 | 1 | | | | | | 1 | | |
| | C IVOIRE | 43 | 43 | 43 | | | | | | | | |
| | CAMEROUN | 1 | 1 | 1 | | | | | | | | |
| | GABON | 1 | 1 | 1 | | | | | | | | |
| | CONGO BRA | 2 | 1 | 1 | | | | | | | | |
| | MADAGASC | 6 | 6 | 4 | | | 2 | | | 1 | | |
| | N CALEDO | 8 | 8 | 8 | | | | | | | | |
| TONNES | ALGERIE | | | | | | | | | | | |
| TONNES | SENEGAL | | | | | | | | | | | |
| TONNES | C IVOIRE | 2 | 2 | 2 | | | | | | | | |
| TONNES | CAMEROUN | | | | | | | | | | | |
| TONNES | GABON | | | | | | | | | | | |
| TONNES | CONGO BRA | | | | | | | | | | | |
| TONNES | MADAGASC | 1 | | | | | | | | 1 | | |
| TONNES | N CALEDO | | | | | | | | | | | |
| VAL UNIT | ALGERIE | | | | | | | | | | | |
| | SENEGAL | | | | | | | | | | | |
| | C IVOIRE | 21500 | 21500 | 21500 | | | | | | | | |
| | CAMEROUN | | | | | | | | | | | |
| | GABON | | | | | | | | | | | |
| | CONGO BRA | | | | | | | | | | | |
| | MADAGASC | 6000 | | | | | | | | | | |
| | N CALEDO | | | | | | | | | | | |
| | 897 | BIJOUTERIE JOAILLERIE ORFEVRE | | | | | | | | | | |
| 1000 DOL | | | | | | | | | | | | |
| | ALGERIE | 2085 | 2045 | 2001 | | | 22 | 22 | | 40 | | 1 |
| | MAURITAN | 2 | 2 | 2 | | | | | | | | |
| | MALI | 4 | 3 | 3 | | | | | | 1 | | |

Werte: 1000 \$ — Mengen: Tonnen falls nicht anders vermerkt (Abkürzungen siehe Anhang)
 Einheitswerte: \$ je ausgewiesener Mengeneinheit — Y: siehe im Anhang Anmerkungen zu den Waren

Valeurs: 1000 \$ — Quantités: Tonnes sauf indication contraire (Voir abréviations en Annexe)
 Valeurs unitaires: \$ par unité de quantité indiquée — Y: voir notes par produits en Annexe

import

1961

Tab. 1

| Einheit Unité | Ursprung Origine | WELT MONDE | EWG CEE | darunter : dont : | | | | | AOM | DRITTE LÄNDER PAYS TIERS | darunter : dont : | |
|------------------|------------------------------|---------------|------------|-------------------|----------|-----------|---------------------|--------|-------|-----------------------------------|-------------------|------------------------|
| | | | | France | U.E.B.L. | Nederland | Deutschland (BR) | Italia | | | USA | G. Britan. Roy. Uni |
| | EINFUHRLÄNDER IMPORTATEUR | | | | | | | | | | | |
| 1000 DOL | NIGER | 3 | | | | | | | | 3 | | |
| | TCHAD | 38 | 35 | 29 | | | | | 3 | | 2 | |
| | SENEGAL | 155 | 144 | 37 | | 1 | 97 | 6 | 11 | | | 1 |
| | HTE VOLTA | 25 | 8 | 8 | | | | 9 | 17 | | | |
| | C IVOIRE | 131 | 96 | 58 | | | 16 | 22 | 35 | | | |
| | TOGO | 13 | 13 | 13 | | | | | | | | |
| | DAHOMÉY | 29 | 24 | 24 | | | | | | 5 | 4 | |
| | CAMEROUN | 129 | 119 | 115 | | | 4 | | 10 | | | |
| | CENTRAFR | 72 | 67 | 63 | | | 3 | 1 | 5 | | | |
| | GABON | 78 | 76 | 75 | | | 1 | | 2 | | 1 | |
| | CONGO BRA | 128 | 127 | 124 | | | 2 | 1 | 1 | | | |
| | SOMALIE | 14 | 14 | | | | | 14 | 1 | | | |
| | MADAGASC | 333 | 325 | 303 | | | 21 | 1 | 8 | | | |
| | REUNION | 236 | 236 | 235 | | | | | | | | |
| | COMORES | 3 | 3 | 2 | | | | | | | | |
| | N CALEDO | 108 | 106 | 97 | | | 1 | | | | | |
| | POLYNESIE | 91 | 88 | 87 | | 1 | 7 | 1 | 2 | | | |
| | | | | | | | 1 | | 3 | | | |
| TONNES | ALGERIE | 46 | 41 | 37 | | | 3 | 1 | 5 | | | |
| TONNES | MAURITAN | | | | | | | | | | | |
| TONNES | MALI | 1 | | | | | | | 1 | | | |
| TONNES | NIGER | 1 | | | | | | | 1 | | | |
| TONNES | TCHAD | 80 | 79 | 79 | | | | | 1 | | | |
| TONNES | SENEGAL | 15 | 12 | 2 | | | 9 | 1 | 3 | | | |
| TONNES | HTE VOLTA | 62 | 1 | 1 | | | | | 61 | | | |
| TONNES | C IVOIRE | 13 | 12 | 7 | | | 2 | 3 | 1 | | | |
| TONNES | TOGO | 1 | 1 | 1 | | | | | | | | |
| TONNES | DAHOMÉY | 40 | 39 | 39 | | | | | 1 | | | |
| TONNES | CAMEROUN | 14 | 8 | 7 | | | 1 | | 6 | | | |
| TONNES | CENTRAFR | 7 | 6 | 6 | | | | | 1 | | | |
| TONNES | GABON | 2 | 2 | 2 | | | | | | | | |
| TONNES | CONGO BRA | 6 | 6 | 6 | | | | | | | | |
| TONNES | SOMALIE | | | | | | | | | | | |
| TONNES | MADAGASC | 12 | 11 | 9 | | | 2 | | 1 | | | |
| TONNES | REUNION | 3 | 3 | 3 | | | | | | | | |
| TONNES | COMORES | | | | | | | | | | | |
| TONNES | N CALEDO | 4 | 3 | 3 | | | | | 1 | | | |
| TONNES | POLYNESIE | 2 | 1 | 1 | | | | | 1 | | | |
| VAL UNIT | ALGERIE | 45326 | 49878 | 54081 | | | 7333 | 22000 | 8000 | | | |
| | MAURITAN | | | | | | | | | | | |
| | MALI | 4000 | | | | | | | 1000 | | | |
| | NIGER | 3000 | | | | | | | 3000 | | | |
| | TCHAD | 475 | 443 | 367 | | | | | 3000 | | | |
| | SENEGAL | 10333 | 12000 | 18500 | | | 10778 | 9000 | 3000 | | | |
| | HTE VOLTA | 403 | 8000 | 8000 | | | | | 3667 | | | |
| | C IVOIRE | 10077 | 8000 | 8286 | | | 8000 | 7333 | 279 | | | |
| | TOGO | 13000 | 13000 | 13000 | | | | | 35000 | | | |
| | DAHOMÉY | 725 | 615 | 615 | | | | | 5000 | | | |
| | CAMEROUN | 9214 | 14875 | 16429 | | | 4000 | | 1667 | | | |
| | CENTRAFR | 10286 | 11167 | 10500 | | | | | 5000 | | | |
| | GABON | 39000 | 38000 | 37500 | | | | | | | | |
| | CONGO BRA | 21333 | 21167 | 20667 | | | | | | | | |
| | SOMALIE | | | | | | | | | | | |
| | MADAGASC | 27750 | 29545 | 33667 | | | 10500 | | 8000 | | | |
| | REUNION | 78667 | 78667 | 78333 | | | | | | | | |
| | COMORES | | | | | | | | | | | |
| | N CALEDO | 27000 | 35333 | 32333 | | | | | 2000 | | | |
| | POLYNESIE | 45500 | 88000 | 87000 | | | | | 3000 | | | |
| Y | 899 | | | | | | | | | | | |
| | ARTICLES MANUFACTURES NDA | | | | | | | | | | | |
| | BEARBEITETE WAREN A N C | | | | | | | | | | | |
| 1000 DOL | ALGERIE | 2645 | 2543 | 2518 | | 1 | 11 | 13 | 1 | 101 | 14 | 1 |
| | MAURITAN | 17 | 17 | 17 | | | | | | | | |
| | MALI | 146 | 79 | 78 | | | | 1 | 2 | 65 | | |
| | NIGER | 144 | 30 | 28 | | 1 | | | 110 | 4 | | |
| | TCHAD | 90 | 74 | 41 | | 22 | 11 | | 1 | 15 | 1 | |
| | SENEGAL | 552 | 482 | 461 | | 8 | 1 | 8 | 4 | 70 | | |
| | HTE VOLTA | 251 | 49 | 48 | | | | 1 | 118 | 84 | | |
| | C IVOIRE | 429 | 397 | 373 | | 4 | 1 | 14 | 5 | 32 | 6 | 2 |
| | TOGO | 290 | 43 | 21 | | 19 | | 3 | | 233 | | |
| | DAHOMÉY | 92 | 25 | 21 | | 3 | | 1 | 37 | 30 | 1 | |
| | CAMEROUN | 626 | 264 | 155 | | 13 | 17 | 15 | 4 | 420 | 2 | 4 |
| | CENTRAFR | 151 | 112 | 97 | | | | 7 | 8 | 39 | 6 | |
| | GABON | 116 | 75 | 58 | | 15 | | 2 | | 40 | | |
| | CONGO BRA | 366 | 327 | 281 | | 43 | | 2 | 1 | 24 | 1 | 1 |
| | SOMALIE | 258 | 137 | | | | | 2 | 135 | 121 | 12 | 8 |
| | MADAGASC | 1562 | 1078 | 1051 | | 8 | 1 | 9 | | 483 | | 1 |
| | REUNION | 47 | 3 | 3 | | | | | | 44 | | |
| | COMORES | 25 | 13 | 13 | | | | | | 11 | | |
| | ST P MIO | 30 | 25 | 24 | | | | | | | | |
| | GUADELOUP | 61 | 57 | 1 | | 56 | | 1 | | 5 | 1 | 2 |
| | MARTINIQ | 48 | 47 | | | 47 | | | | 4 | | |
| | GUYANE | 6 | | | | | | | | 1 | | |
| | N CALEDO | 547 | 448 | 435 | | 5 | 4 | 4 | 13 | 6 | 15 | 7 |
| | POLYNESIE | 128 | 77 | 60 | | 3 | 4 | 10 | | 73 | 11 | 7 |
| | | | | | | | | | | 51 | | 1 |
| TONNES | ALGERIE | 2532 | 2391 | 2384 | | | 2 | 5 | | 141 | 1 | |
| TONNES | MAURITAN | 11 | 10 | 10 | | | | | | 1 | | |
| TONNES | MALI | 228 | 102 | 101 | | | | 1 | | 125 | | |
| TONNES | NIGER | 284 | 20 | 19 | | | | | 256 | 8 | | |
| TONNES | TCHAD | 73 | 57 | 21 | | 26 | | 10 | 2 | 14 | | |
| TONNES | SENEGAL | 680 | 526 | 513 | | | | 3 | | 154 | | |
| TONNES | HTE VOLTA | 200 | 46 | 46 | | | | | 78 | 76 | | 2 |

Werte: 1000 \$ — Mengen: Tonnen falls nicht anders vermerkt (Abkürzungen siehe Anhang)
 Einheitswerte: \$ je ausgewiesener Mengeneinheit — Y: siehe im Anhang Anmerkungen zu den Waren

Valeurs: 1000 \$ — Quantités: Tonnes sauf indication contraire (Voir abréviations en Annexe)
 Valeurs unitaires: \$ par unité de quantité indiquée — Y: voir notes par produits en Annexe

import

1961

Tab. 1

| Einheit Unité | Ursprung Origine | WELT MONDE | EWG CEE | darunter: dont: | | | | | AOM | DRITTE LÄNDER PAYS TIERS | darunter: dont: | |
|---|---------------------|---------------|------------|-----------------|----------|-----------|---------------------|--------|-------|-----------------------------------|-----------------|------------------------|
| | | | | France | U.E.B.L. | Nederland | Deutschland (BR) | Italia | | | USA | G. Britan. Roy. Uni |
| EINFUHLRLÄNDER | | | | | | | | | | | | |
| IMPORTATEUR | | | | | | | | | | | | |
| TONNES | C IVOIRE | 795 | 738 | 725 | 3 | | 8 | | 2 | | 57 | 7 |
| TONNES | TOGO | 434 | 39 | 14 | 23 | | 2 | | | 361 | | |
| TONNES | DAHOMEY | 95 | 19 | 16 | 2 | | 1 | | 33 | 43 | 1 | 4 |
| TONNES | CAMEROUN | 699 | 173 | 104 | 17 | 37 | 14 | 1 | | 526 | 1 | |
| TONNES | CENTRAFR | 121 | 93 | 80 | | | 9 | 4 | | 28 | 1 | |
| TONNES | GABON | 105 | 53 | 34 | 17 | | 2 | | | 52 | | |
| TONNES | CONGO BRA | 277 | 225 | 167 | 56 | | 1 | 1 | 11 | 41 | 1 | |
| TONNES | SOMALIE | 638 | 512 | | | | 2 | 510 | | 126 | 6 | 4 |
| TONNES | MADAGASC | 1872 | 1272 | 1255 | 11 | | 4 | 2 | | 600 | | 1 |
| TONNES | REUNION | 71 | 4 | 4 | | | | | | 67 | | |
| TONNES | COMORES | 23 | 6 | 6 | | | | | 1 | 16 | | |
| TONNES | ST P MIO | 11 | 10 | 9 | | | 1 | | | 1 | | 1 |
| TONNES | GUADELOUP | 86 | 81 | 1 | | | 80 | | | 5 | | |
| TONNES | MARTINIQ | 63 | 62 | | | | 62 | | | 1 | | |
| TONNES | GUYANE | 10 | | | | | | | | 10 | | |
| TONNES | N CALEDO | 564 | 454 | 430 | 10 | 9 | 5 | | 1 | 88 | 6 | 9 |
| TONNES | POLYNESIE | 113 | 60 | 24 | 5 | 7 | 24 | | | 53 | 4 | 1 |
| VAL UNIT | ALGERIE | 1045 | 1064 | 1056 | | | 5500 | 2600 | | 716 | 14000 | |
| | MAURITAN | 1545 | 1700 | 1700 | | | | | | | | |
| | MALI | 640 | 775 | 772 | | | | 1000 | 2000 | 520 | | |
| | NIGER | 507 | 1500 | 1474 | | | | 1000 | 430 | 500 | | |
| | TCHAD | 1233 | 1298 | 1952 | 846 | | | 1100 | 500 | 1071 | | |
| | SENEGAL | 812 | 916 | 899 | 1143 | | | 2667 | 1333 | 455 | | |
| | HTE VOLTA | 1255 | 1065 | 1043 | | | | | 1513 | 1105 | | 1000 |
| | C IVOIRE | 540 | 538 | 514 | 1333 | | | 1750 | 2500 | 561 | 857 | |
| | TOGO | 668 | 1103 | 1500 | 826 | | | 1500 | | 645 | | |
| | DAHOMEY | 968 | 1316 | 1313 | 1500 | | | 1000 | | 698 | 1000 | |
| | CAMEROUN | 896 | 1179 | 1490 | 765 | 459 | | 1071 | 4000 | 798 | 2000 | 1000 |
| | CENTRAFR | 1248 | 1204 | 1213 | | | | 778 | 2000 | 1393 | 6000 | |
| | GABON | 1105 | 1415 | 1706 | 882 | | | 1000 | | 769 | | |
| | CONGO BRA | 1321 | 1453 | 1683 | 768 | | | 2000 | 1000 | 585 | 1000 | 2000 |
| | SOMALIE | 404 | 268 | | | | | 1000 | 265 | 960 | 2000 | 1000 |
| | MADAGASC | 834 | 847 | 837 | 727 | | | 2250 | 4500 | 805 | | |
| | REUNION | 662 | 750 | 750 | | | | | | 657 | | |
| | COMORES | 1087 | 2167 | 2167 | | | | | 1000 | 688 | | |
| | ST P MIO | 2727 | 2500 | 2667 | | | | 1000 | | 5000 | | 2000 |
| | GUADELOUP | 709 | 704 | 1000 | 700 | | | | | 800 | | |
| | MARTINIQ | 762 | 758 | | 758 | | | | | 1000 | | |
| | GUYANE | 600 | | | | | | | | 600 | | |
| | N CALEDO | 970 | 987 | 1012 | 500 | 444 | 800 | | 13000 | 830 | 2500 | 778 |
| | POLYNESIE | 1133 | 1283 | 2500 | 600 | 571 | 417 | | | 962 | 2750 | 1000 |
| 911 COLIS POSTAUX NON CL AILLEURS | | | | | | | | | | | | |
| POSTPAKETE ANDERW N ZUGEORNET | | | | | | | | | | | | |
| 1000 DOL | ALGERIE | 13596 | 13596 | 13596 | | | | | | | | |
| | MAURITAN | 5 | 5 | 5 | | | | | | 1 | 1 | |
| | TCHAD | 27 | 27 | 27 | | | | | | | 1 | |
| | CAMEROUN | 522 | 521 | 521 | | | | | | | | |
| | GABON | 145 | 145 | 145 | | | | | | | | |
| | CONGO BRA | 69 | 61 | 57 | | | 4 | | | | 8 | 6 |
| | CF SOMAL | 5337 | | | | | | | | 924 | | |
| | MADAGASC | 36 | 36 | 36 | | | | | | | | |
| | COMORES | 51 | 34 | 34 | | | | | 17 | | | |
| | ST P MIO | 79 | 39 | 38 | | 1 | | | | 40 | 12 | |
| | N CALEDO | 2745 | 2645 | 2645 | | | | | 53 | 19 | 13 | |
| TONNES | ALGERIE | 5433 | 5433 | 5433 | | | | | | | | |
| TONNES | MAURITAN | 11 | 11 | 11 | | | | | | | | |
| TONNES | TCHAD | 17 | 17 | 17 | | | | | | | | |
| TONNES | CAMEROUN | 83 | 83 | 83 | | | | | | | | |
| TONNES | GABON | 29 | 29 | 29 | | | | | | | | |
| TONNES | CONGO BRA | 878 | 7 | 6 | | | 1 | | | 871 | 870 | |
| TONNES | CF SOMAL | 742 | | | | | | | | 521 | | |
| TONNES | MADAGASC | 26 | 26 | 26 | | | | | | | | |
| TONNES | COMORES | 13 | 8 | 8 | | | | | 5 | | | |
| TONNES | ST P MIO | 21 | 10 | 10 | | | | | | 11 | 3 | |
| TONNES | N CALEDO | 270 | 249 | 249 | | | | | 7 | 8 | 3 | |
| VAL UNIT | ALGERIE | 2502 | 2502 | 2502 | | | | | | | | |
| | MAURITAN | 455 | 455 | 455 | | | | | | | | |
| | TCHAD | 1588 | 1588 | 1588 | | | | | | | | |
| | CAMEROUN | 6289 | 6277 | 6277 | | | | | | | | |
| | GABON | 5000 | 5000 | 5000 | | | | | | | | |
| | CONGO BRA | 79 | 8714 | 9500 | | | 4000 | | | 9 | 7 | |
| | CF SOMAL | 7193 | | | | | | | | 1774 | | |
| | MADAGASC | 1385 | 1385 | 1385 | | | | | | | | |
| | COMORES | 3923 | 4250 | 4250 | | | | | 3400 | | | |
| | ST P MIO | 3762 | 3900 | 3800 | | | | | | 3636 | 4000 | |
| | N CALEDO | 10167 | 10622 | 10622 | | | | | 7571 | 2375 | 4333 | |
| 931 MARCH EN RETOUR TRANSAC SPECIA | | | | | | | | | | | | |
| RUECKWAREN U BESOND EIN U AUSF | | | | | | | | | | | | |
| 1000 DOL | MAURITAN | 163 | 154 | 152 | 1 | | | | 1 | 4 | 5 | |
| | NIGER | 114 | 10 | 10 | | | | | | 101 | 3 | |
| | TCHAD | 283 | 141 | 141 | | | | | | 53 | 89 | 1 |
| | CENTRAFR | 291 | 285 | 285 | | | | | | 4 | 2 | |
| | GABON | 93 | 84 | 84 | | | | | | | 9 | |
| | CONGO BRA | 705 | 639 | 593 | | | 46 | | | 45 | 21 | 11 |
| | CF SOMAL | 1589 | 903 | 579 | 40 | 89 | 104 | | 91 | 2 | 657 | 14 |
| | SOMALIE | 417 | 135 | | 2 | 1 | 17 | | 115 | | 282 | 83 |
| | MADAGASC | 194 | 121 | 119 | | | 2 | | | 11 | 62 | 18 |

Werte: 1000 \$ — Mengen: Tonnen falls nicht anders vermerkt (Abkürzungen siehe Anhang)
 Einheitswerte: \$ je ausgewiesener Mengeneinheit — Y: siehe im Anhang Anmerkungen zu den Waren

Valeurs: 1000 \$ — Quantités: Tonnes sauf indication contraire (Voir abréviations en Annexe)
 Valeurs unitaires: \$ par unité de quantité indiquée — Y: voir notes par produits en Annexe

import

1961

Tab. 1

| Einheit Unité | Ursprung Origine | WELT MONDE | EWG CEE | darunter : dont : | | | | | AOM | DRITTE LÄNDER PAYS TIERS | darunter : dont : | |
|---|---------------------|---------------|------------|-------------------|----------|-----------|---------------------|--------|------|-----------------------------------|-------------------|------------------------|
| | | | | France | U.E.B.L. | Nederland | Deutschland (BR) | Italia | | | USA | G. Britan. Roy. Uni |
| EINFUHR-LÄNDER | | | | | | | | | | | | |
| ↓ IMPORTATEUR | | | | | | | | | | | | |
| | REUNION | 11197 | 8803 | 8651 | 6 | 46 | 80 | 20 | 1664 | 631 | 32 | 192 |
| | COMORES | 79 | 1 | 1 | | | | | 12 | 26 | | |
| | GUADELOUP | 9824 | 8925 | 8683 | 9 | 170 | 43 | 20 | 292 | 607 | 288 | 73 |
| | MARTINIQ | 10751 | 9239 | 9017 | 59 | 95 | 61 | 7 | 151 | 1401 | 329 | 94 |
| | GUYANE | 1630 | 1395 | 1377 | 1 | 4 | 12 | 1 | 50 | 185 | 88 | 20 |
| TONNES | MAURITAN | 37 | 34 | 34 | | | | | 1 | 2 | | |
| TONNES | NIGER | 389 | 22 | 22 | | | | | 355 | 12 | | |
| TONNES | TCHAD | 621 | 125 | 125 | | | | | 144 | 352 | | |
| TONNES | CENTRAFR | 66 | 60 | 60 | | | | | 4 | 2 | | 2 |
| TONNES | GABON | 67 | 46 | 46 | | | | | | 21 | | |
| TONNES | CONGO BRA | 913 | 850 | 142 | | | 708 | | 17 | 46 | 5 | |
| TONNES | CF SOMAL | 4126 | 1817 | 800 | 104 | 125 | 116 | 582 | 10 | 2292 | 9 | 278 |
| TONNES | SOMALIE | 375 | 103 | | 4 | 1 | 11 | 87 | | 272 | 58 | 6 |
| TONNES | MADAGASC | 924 | 583 | | | | 5 | | 4 | 337 | 319 | 10 |
| TONNES | REUNION | 24246 | 16289 | 16028 | 18 | 115 | 77 | 51 | 6295 | 1480 | 28 | 213 |
| TONNES | COMORES | 62 | 1 | 1 | | | | | 26 | 35 | | |
| TONNES | GUADELOUP | 23317 | 19708 | 19338 | 52 | 265 | 40 | 13 | 1564 | 2045 | 600 | 81 |
| TONNES | MARTINIQ | 28238 | 23413 | 21848 | 115 | 366 | 82 | 2 | 853 | 4972 | 557 | 97 |
| TONNES | GUYANE | 3179 | 2739 | 2727 | | 6 | 6 | | 185 | 255 | 40 | 15 |
| VAL UNIT | MAURITAN | 4405 | 4529 | 4471 | | | | | 4000 | 2500 | | |
| | NIGER | 293 | 455 | 455 | | | | | 285 | 250 | | |
| | TCHAD | 456 | 1128 | 1128 | | | | | 368 | 253 | | |
| | CENTRAFR | 4409 | 4750 | 4750 | | | | | 1000 | 1000 | | 500 |
| | GABON | 1388 | 1826 | 1826 | | | | | | 429 | | |
| | CONGO BRA | 772 | 752 | 4176 | | | 65 | | 2647 | 457 | 2200 | |
| | CF SOMAL | 385 | 497 | 724 | | | 897 | 156 | 200 | 287 | 1556 | 496 |
| | SOMALIE | 1112 | 1311 | | 206 | 712 | 1545 | 1322 | | 1037 | 1431 | 1667 |
| | MADAGASC | 210 | 208 | 206 | 500 | 1000 | 400 | | 2750 | 184 | 56 | 500 |
| | REUNION | 462 | 540 | 540 | 333 | 400 | 1039 | 392 | 264 | 426 | 1143 | 901 |
| | COMORES | 629 | 1000 | 1000 | | | | | 462 | 743 | | |
| | GUADELOUP | 421 | 453 | 449 | 173 | 642 | 1075 | 1538 | 187 | 297 | 480 | 901 |
| | MARTINIQ | 382 | 412 | 413 | 513 | 260 | 744 | 3500 | 177 | 282 | 591 | 969 |
| | GUYANE | 513 | 509 | 505 | | 667 | 2000 | | 270 | 725 | 2200 | 1333 |
| 941 ANIMAUX ZOO CHIENS CHATS SIM ZOOTIERE HUNDE KATZEN U DGL | | | | | | | | | | | | |
| 1000 DOL | ALGERIE | 37 | 36 | 35 | 1 | | | | | 1 | | |
| | NIGER | 1 | 1 | 1 | | | | | | | | |
| | GABON | 1 | 1 | 1 | | | | | | | | |
| | CONGO BRA | 1 | 1 | 1 | | | | | | | | |
| TONNES | ALGERIE | 10 | 5 | 5 | | | | | | 5 | | |
| TONNES | NIGER | | | | | | | | | | | |
| TONNES | GABON | | | | | | | | | | | |
| TONNES | CONGO BRA | | | | | | | | | | | |
| VAL UNIT | ALGERIE | 3700 | 7200 | 7000 | | | | | | | | |
| | NIGER | | | | | | | | | | | |
| | GABON | | | | | | | | | | | |
| | CONGO BRA | | | | | | | | | | | |
| Y 951 ARMURERIE MUNITIONS DE GUERRE KRIEGSWAFFEN UND MUNITION | | | | | | | | | | | | |
| 1000 DOL | ALGERIE | 22 | 22 | 22 | | | | | | | | |
| | MAURITAN | 8 | 8 | 8 | | | | | | | | |
| | MALI | 57 | | | | | | | | | 57 | |
| | NIGER | 3 | 3 | 3 | | | | | | | | |
| | TCHAD | 3 | 3 | 3 | | | | | | | | |
| | SENEGAL | 2 | 2 | 2 | | | | | | | | |
| | HTE VOLTA | 10 | 10 | 10 | | | | | | | | |
| | C IVOIRE | 9 | 9 | 9 | | | | | | | | |
| | TOGO | 2 | 2 | 2 | | | | | | | | |
| | DAHOMAY | 2 | 2 | 2 | | | | | | | | |
| | CAMEROUN | 551 | 551 | 551 | | | | | | | | |
| | CENTRAFR | 3 | 2 | 1 | | | | | | | 1 | |
| | GABON | 15 | 15 | 15 | | | | | | | | |
| | CONGO BRA | 686 | 563 | 560 | | | | | | | | |
| | SOMALIE | 10 | 6 | | | | | | 6 | 104 | 19 | 18 |
| | MADAGASC | 46 | 45 | 45 | | | | | | 4 | | |
| | COMORES | 1 | 1 | 1 | | | | | | 1 | | |
| | ST P MIQ | 6 | 5 | 4 | | | | | | 1 | | |
| | N CALEDO | 95 | 76 | 76 | | | | | | 19 | 19 | |
| | POLYNESIE | 31 | 22 | 22 | | | | | | 9 | | |
| TONNES | ALGERIE | 1 | 1 | 1 | | | | | | | | |
| TONNES | MAURITAN | 1 | 1 | 1 | | | | | | | | |
| TONNES | MALI | 87 | | | | | | | | | 87 | |
| TONNES | NIGER | 3 | 3 | 3 | | | | | | | | |
| TONNES | TCHAD | 1 | 1 | 1 | | | | | | | | |
| TONNES | SENEGAL | 1 | 1 | 1 | | | | | | | | |
| TONNES | HTE VOLTA | 2 | 2 | 2 | | | | | | | | |
| TONNES | C IVOIRE | 1 | 1 | 1 | | | | | | | | |
| TONNES | TOGO | | | | | | | | | | | |
| TONNES | DAHOMAY | | | | | | | | | | | |
| TONNES | CAMEROUN | 131 | 131 | 131 | | | | | | | | |
| TONNES | CENTRAFR | | | | | | | | | | | |
| TONNES | GABON | 2 | 2 | 2 | | | | | | | | |
| TONNES | CONGO BRA | 208 | 163 | 163 | | | | | | 41 | 4 | 3 |
| TONNES | SOMALIE | 3 | 2 | | | | | 2 | | 1 | | |

Werte : 1000 \$ — Mengen : Tonnen falls nicht anders vermerkt (Abkürzungen siehe Anhang)
Einheitswerte : \$ je ausgewiesener Mengeneinheit — Y : siehe im Anhang Anmerkungen zu den Waren

Valeurs : 1000 \$ — Quantités : Tonnes sauf indication contraire (Voir abréviations en Annexe)
Valeurs unitaires : \$ par unité de quantité indiquée — Y : voir notes par produits en Annexe

Tab. 1

i m p o r t

1 9 6 1

| Einheit Unité | Ursprung Origine | WELT MONDE | EWG CEE | darunter : dont : | | | | | A O M | DRITTE LÄNDER PAYS TIERS | darunter : dont : | |
|------------------------------------|---------------------|---------------|------------|-------------------|----------|-----------|---------------------|--------|-------|-----------------------------------|-------------------|------------------------|
| | | | | France | U.E.B.L. | Nederland | Deutschland (BR) | Italia | | | USA | G. Britan. Roy. Uni |
| EINFUHRLÄNDER | | | | | | | | | | | | |
| IMPORTATEUR | | | | | | | | | | | | |
| TONNES | MADAGASC | 23 | 23 | 23 | | | | | | | | |
| TONNES | COMORES | 1 | 1 | 1 | | | | | | | | |
| TONNES | ST P MIQ | 3 | 3 | 3 | | | | | | | | |
| TONNES | N CALEDO | 44 | 41 | 41 | | | | | | | | |
| TONNES | POLYNESIE | 9 | 8 | 8 | | | | | | 1 | 3 | 3 |
| VAL UNIT | ALGERIE | 22000 | 22000 | 22000 | | | | | | | | |
| | MAURITAN | 8000 | 8000 | 8000 | | | | | | | | |
| | MALI | 655 | | | | | | | | | 655 | |
| | NIGER | 1000 | 1000 | 1000 | | | | | | | | |
| | TCHAD | 3000 | 3000 | 3000 | | | | | | | | |
| | SENEGAL | 2000 | 2000 | 2000 | | | | | | | | |
| | HTÉ VOLTA | 5000 | 5000 | 5000 | | | | | | | | |
| | CIVOIRE | 9000 | 9000 | 9000 | | | | | | | | |
| | TOGO | | | | | | | | | | | |
| | DAHOMÉY | | | | | | | | | | | |
| | CAMEROUN | 4206 | 4206 | 4206 | | | | | | | | |
| | CENTRAFR | | | | | | | | | | | |
| | GABON | 7500 | 7500 | 7500 | | | | | | | | |
| | CONGO BRA | 3298 | 3454 | 3436 | | | | | | | | |
| | SOMALIE | 3333 | 3000 | | | | | | 2537 | 4750 | | 6000 |
| | MADAGASC | 2000 | 1957 | 1957 | | | | 3000 | | 4000 | | |
| | COMORES | 1000 | 1000 | 1000 | | | | | | | | |
| | ST P MIQ | 2000 | 1667 | 1333 | | | | | | | | |
| | N CALEDO | 2159 | 1854 | 1854 | | | | | | | | |
| | POLYNESIE | 3444 | 2750 | 2750 | | | | | | | | |
| | | | | | | | | | 9000 | 6333 | 6333 | |
| 961 MONNAIES NON EN CIRCUL SF D OR | | | | | | | | | | | | |
| NICHT IN UMLAUF BEF MUENZEN | | | | | | | | | | | | |
| 1000 DOL | MALI | 7 | | | | | | | | | | |
| | NIGER | 2 | | | | | | | 7 | | | |
| | TCHAD | 8 | 8 | 8 | | | | | | | 2 | |
| | DAHOMÉY | 2 | 2 | 2 | | | | | | | | |
| | CENTRAFR | 1 | 1 | 1 | | | | | | | | |
| TONNES | MALI | | | | | | | | | | | |
| TONNES | NIGER | 11 | | | | | | | | | | |
| TONNES | TCHAD | | | | | | | | | | 11 | |
| TONNES | DAHOMÉY | 3 | 3 | 3 | | | | | | | | |
| TONNES | CENTRAFR | | | | | | | | | | | |
| VAL UNIT | MALI | | | | | | | | | | | |
| | NIGER | 182 | | | | | | | | | | |
| | TCHAD | | | | | | | | | | 182 | |
| | DAHOMÉY | 667 | 667 | 667 | | | | | | | | |
| | CENTRAFR | | | | | | | | | | | |

Werte : 1000 \$ — Mengen : Tonnen falls nicht anders vermerkt (Abkürzungen siehe Anhang)
Einheitswerte : \$ je ausgewiesener Mengeneinheit — Y : siehe im Anhang Anmerkungen zu den Waren

Valeurs : 1000 \$ — Quantités : Tonnes sauf indication contraire (Voir abréviations en Annexe)
Valeurs unitaires : \$ par unité de quantité indiquée — Y : voir notes par produits en Annexe




Einfuhr der einzelnen Überseegebiete
gegliedert nach Erzeugnissen und nach Ursprung

Importations de chaque Associé d'Outre-Mer
ventilées par produits et par pays d'origine

Importazioni di ogni Associato d'Oltremare
classificate per prodotti e per paese di origine

Invoer van elk der Geassocieerde Overzeese Gebieden
onderverdeeld naar goederensoorten en landen van oorsprong

Imports of each Associated Overseas Country
broken down by commodities and by origins



Tab. 2

import 1961

Algerien Algérie

| WAREN - PRODUIT | | | WAREN - PRODUIT | | | WAREN - PRODUIT | | | |
|----------------------------------|-------------------|-----------------|---------------------------------|-------------------|-----------------|--------------------------------|-------------------|-----------------|-------|
| Ursprung - Origine | MENGE QUANTITÉ | WERTE VALEUR | Ursprung - Origine | MENGE QUANTITÉ | WERTE VALEUR | Ursprung - Origine | MENGE QUANTITÉ | WERTE VALEUR | |
| | Einheit - Unité | 1000 \$ | | Einheit - Unité | 1000 \$ | | Einheit - Unité | 1000 \$ | |
| 0 1 | | | ESPAGNE | 44 | 32 | 025 | | | |
| PROD ALIMENTAIRES BOISSONS TAPAC | | | HONGRIE | 166 | 69 | OEUFS D OISEAUX | | | |
| NAHRUNGS UND GENUSSMITTEL | | | MAROC | 2598 | 916 | VOGELFLEISCH | | | |
| M O N D E | 303742 | | 011 | | | M O N D E | T | 7520 | 4510 |
| FRANCE | 216360 | | VIANDE FRAICHE REFRIG CONGELIFF | | | FRANCE | | 884 | 534 |
| BELGIQUE LUXBG | 2943 | | FLEISCH FRISCH GEKUEHLT GEFER | | | BELGIQUE LUXBG | | 4452 | 2485 |
| PAYS BAS | 2722 | | M O N D E | T | 23571 | PAYS BAS | | 963 | 472 |
| ALLEMAGNE RF | 113 | | FRANCE | 22749 | 20335 | ALLEMAGNE RF | | 24 | 30 |
| ITALIE | 1293 | | BELGIQUE LUXBG | 17 | 5 | ITALIE | | 3 | 2 |
| ROYAUME UNI | 338 | | PAYS BAS | 496 | 302 | NORVEGE | | 5 | 3 |
| IRLANDE | 22 | | ESPAGNE | 91 | 62 | SUEDE | | 51 | 33 |
| NORVEGE | 751 | | MAROC | 17 | 21 | DANEMARK | | 12 | 8 |
| SUEDE | 571 | | MALGACHE REP | 148 | 94 | BULGARIE | | 130 | 67 |
| FINLANDE | 1172 | | ETATS UNIS | 23 | 15 | MAROC | | 902 | 551 |
| DANEMARK | 349 | | ARGENTINE | 30 | 9 | ISRAEL | | 155 | 325 |
| SUISSE | 606 | | 012 | | | 031 | | | |
| AUTRICHE | 362 | | VIANDES ETC SECHES SALS FUMES | | | POISSONS | | | |
| PORTUGAL | 1718 | | FLEISCH USW EINFACH ZUBEREITET | | | FISCH | | | |
| ESPAGNE | 268 | | M O N D E | T | 1532 | M O N D E | T | 9367 | 4139 |
| YOUGOSLAVIE | 148 | | FRANCE | 1410 | 1848 | FRANCE | | 6146 | 2727 |
| GREECE | 119 | | PAYS BAS | 3 | 1 | BELGIQUE LUXBG | | 32 | 11 |
| TURQUIE | 164 | | ITALIE | 13 | 26 | PAYS BAS | | 2 | 2 |
| U R S S | 385 | | MAROC | 106 | 195 | ALLEMAGNE RF | | 3 | 1 |
| POLOGNE | 20 | | 013 | | | NORVEGE | | 34 | 10 |
| TCHECOSLOVAQUIE | 346 | | PREP ET CONSERVES DE VIANDE | | | DANEMARK | | 56 | 24 |
| HONGRIE | 94 | | FLEISCHZUBEREITUNGEN KONSERVEN | | | PORTUGAL | | 41 | 8 |
| ROUMANIE | 168 | | M O N D E | T | 12382 | ESPAGNE | | 47 | 13 |
| BULGARIE | 12849 | | FRANCE | 11856 | 11493 | MAROC | | 2686 | 1179 |
| MAROC | 679 | | PAYS BAS | 148 | 234 | TUNISIE | | 135 | 67 |
| TUNISIE | 5 | | ITALIE | 2 | 3 | SENEGAL | | 51 | 27 |
| TCHAD | 138 | | DANEMARK | 37 | 43 | ST PIERRE MIO | | 134 | 72 |
| SENEGAL | 16 | | POLOGNE | 111 | 151 | 032 | | | |
| GUINEE REP | 445 | | HONGRIE | 151 | 37 | PREP CONSERV POISSONS ET CRUST | | | |
| COTE IVOIRE | 16 | | MAROC | 74 | 72 | FISCHZUBEREITUNGEN U KONSERVEN | | | |
| TOGO REP | 14 | | MALGACHE REP | 5 | 5 | M O N D E | T | 3637 | 2702 |
| DAHOMY | 13 | | 022 | | | FRANCE | | 2632 | 1977 |
| NIGERIA | 100 | | LAIT ET CREME DE LAIT | | | BELGIQUE LUXBG | | 59 | 27 |
| AFR PORTUG NS | 1735 | | MILCH UND RAHM | | | PAYS BAS | | 16 | 15 |
| CAMEROUN | 651 | | M O N D E | T | 43602 | ALLEMAGNE RF | | 1 | 3 |
| REP CENTRE AF | 3 | | FRANCE | 41689 | 13428 | ITALIE | | 2 | 2 |
| GABON | 107 | | PAYS BAS | 248 | 209 | ROYAUME UNI | | 4 | 4 |
| CONGO BRAZZA | 265 | | SUEDE | 190 | 57 | NORVEGE | | 28 | 17 |
| CONGO LEO | 13 | | DANEMARK | 1374 | 650 | PORTUGAL | | 305 | 164 |
| ETHIOPIE | 1016 | | SUISSE | 86 | 123 | ESPAGNE | | 48 | 41 |
| MALGACHE REP | 132 | | ETATS UNIS | 15 | 6 | YOUGOSLAVIE | | 46 | 30 |
| REUNION COM | 333 | | 023 | | | U R S S | | 10 | 30 |
| RHODESIE NYASSA | 19 | | BEURRE | | | MAROC | | 358 | 264 |
| UNION SUD AFR | 156 | | BUTTER | | | TUNISIE | | 71 | 40 |
| AFR OR BRIT NS | 21190 | | M O N D E | T | 9505 | SENEGAL | | 28 | 22 |
| ETATS UNIS | 4088 | | FRANCE | 7992 | 8569 | UNION SUD AFR | | 4 | 16 |
| CANADA | 72 | | BELGIQUE LUXBG | 306 | 201 | ETATS UNIS | | 2 | 6 |
| ST PIERRE MIO | 3 | | PAYS BAS | 84 | 82 | JAPON | | 23 | 45 |
| MEXIQUE | 43 | | NORVEGE | 377 | 267 | 041 | | | |
| CUBA | 33 | | SUEDE | 664 | 529 | FROMENT EPFAUTRE MEILL | | | |
| HAITI | 1080 | | FINLANDE | 38 | 32 | WEIZEN SPELZ UND MENCORN | | | |
| DOMINICAINE REP | 70 | | DANEMARK | 4 | 4 | M O N D E | T | 445925 | 36870 |
| ANTILLES FR | 237 | | BULGARIE | 32 | 20 | FRANCE | | 102528 | 8129 |
| COLOMBIE | 215 | | TCHAD | 5 | 5 | AUTRICHE | | 8622 | 606 |
| EQUATEUR | 1709 | | REP CENTRE AF | 3 | 1 | ESPAGNE | | 1050 | 85 |
| BRESIL | 331 | | 024 | | | U R S S | | 2100 | 134 |
| PEROU | 4 | | FROMAGE ET CAILLEBOTTE | | | ETATS UNIS | | 243004 | 20217 |
| CHILI | 159 | | KAESE UND QUARK | | | CANADA | | 45907 | 4086 |
| PARAGUAY | 883 | | M O N D E | T | 19494 | ARGENTINE | | 10258 | 712 |
| ARGENTINE | 13 | | FRANCE | 17513 | 17929 | ISRAEL | | 9916 | 1360 |
| PTOM BRIT AM | 60 | | BELGIQUE LUXBG | 5 | 5 | AUSTRALIE | | 22541 | 1540 |
| LIBAN | 9 | | PAYS BAS | 457 | 338 | 042 | | | |
| IRAN | 1788 | | ALLEMAGNE RF | 1 | 1 | RIZ | | | |
| ISRAEL | 2 | | ITALIE | 59 | 71 | REIS | | | |
| ARABIE SAOUDITE | 349 | | NORVEGE | 83 | 72 | M O N D E | T | 7218 | 1233 |
| YEMEN | 21 | | SUEDE | 144 | 132 | FRANCE | | 4114 | 922 |
| UNION INDIENNE | 723 | | FINLANDE | 801 | 539 | ITALIE | | 158 | 34 |
| CEYLAN MALDIVES | 1681 | | DANEMARK | 349 | 351 | CAMBODGE | | 2946 | 277 |
| CHINE CONTINENT | 420 | | SUISSE | 74 | 81 | 001 | | | |
| JAPON | 371 | | TUNISIE | 10 | 11 | ANIMAUX VIVANTS | | | |
| FORMOSE | 57 | | 001 | | | LEBENDE TIERE | | | |
| CAMBODGE | 238 | | M O N D E | T | 21724 | M O N D E | T | 21724 | 10982 |
| VIETNAM NORD | 120 | | FRANCE | 18915 | 9957 | FRANCE | | 18915 | 9957 |
| VIETNAM SUD | 16 | | PAYS BAS | 1 | 4 | PAYS BAS | | 1 | 4 |
| PHILIPPINES | 223 | | ALLEMAGNE RF | 3 | 3 | ALLEMAGNE RF | | 3 | 3 |
| MALAISIE FED | 737 | | ITALIE | 1 | 1 | ITALIE | | 1 | 1 |
| SINGAPOUR | 1541 | | 001 | | | ANIMAUX VIVANTS | | | |
| BORNEO NRD BRIT | 1 | | LEBENDE TIERE | | | LEBENDE TIERE | | | |
| INDONESIE | | | | | | | | | |
| AUSTRALIE | | | | | | | | | |
| OCEANIE FRANC | | | | | | | | | |

Werte : 1000 \$ — Mengen : Tonnes falls nicht anders vermerkt (Abkürzungen siehe Anhang)
Y : siehe im Anhang Anmerkungen zu den Waren

Valeurs : 1000 \$ — Quantités : Tonnes sauf indication contraire (Voir abréviations en Annexe)
Y : voir notes par produits en Annexe

Tab. 2

import 1961

| WAREN - PRODUIT | | MENGE | WERTE | WAREN - PRODUIT | | MENGE | WERTE | WAREN - PRODUIT | | MENGE | WERTE | |
|--------------------|---|-----------------|---------|--------------------|--|-----------------|---------|--------------------|---|--|---------|------|
| Ursprung - Origine | | QUANTITÉ | VALEUR | Ursprung - Origine | | QUANTITÉ | VALEUR | Ursprung - Origine | | QUANTITÉ | VALEUR | |
| | | Einheit - Unité | 1000 \$ | | | Einheit - Unité | 1000 \$ | | | Einheit - Unité | 1000 \$ | |
| 231 | CAGOUTHOUC BRUT NAT SYNT REGEN KAUTSCHUK | | | ESPAGNE | | 2 | 1 | 274 | SOUFRE PYRITES DE FER NON GRIL SCHWEFEL U N GER SCHWEFELKIES | | | |
| | M O N D E | T | 150 | 101 | MAROC | 238 | 151 | M O N D E | T | 30107 | 785 | |
| | FRANCE | | 65 | 46 | ARGENTINE | 27 | 44 | FRANCE | | 28569 | 765 | |
| | PAYS BAS | | 6 | 3 | AUSTRALIE | 22 | 31 | ESPAGNE | | 1538 | 19 | |
| | ROYAUME UNI | | 5 | 4 | NOUV ZELANDE | 6 | 11 | | | | | |
| | •CAMEROUN | | 30 | 20 | 263 | | | | | | | |
| | •CONGO BRAZZA | | 5 | 3 | COTON | | | | | | | |
| | ETATS UNIS | | 11 | 6 | BAUWOLLE | | | 275 | ABRASIFS NATURELS DIAM INDUST NATUERLICHE SCHLEIFMITTEL | | | |
| | VIETNAM NORD | | 5 | 3 | M O N D E | T | 792 | 183 | M O N D E | T | 34440 | 162 |
| | VIETNAM SUD | | 21 | 14 | FRANCE | | 556 | 133 | FRANCE | | 183 | 22 |
| | MALAISIE FED | | 2 | 2 | BELGICQUE LUXBO | | 10 | 2 | ITALIE | | 34257 | 141 |
| | | | | | PAYS BAS | | 20 | 4 | | | | |
| 241 | BOIS DE CHAUFF CHARRON DE BOIS BRENNHÖLZ UND HÖLZKÖHLF | | | | ITALIE | | 10 | 1 | | | | |
| | M O N D E | T | 1550 | 88 | ETATS UNIS | | 46 | 27 | | | | |
| | FRANCE | | 1437 | 82 | HONG KONG | | 150 | 15 | 276 | AUTRES PRODUITS MINERALS BRUTS ANDERE MINERALISCHE ROHSTOFFE | | |
| | ESPAGNE | | 113 | 6 | 264 | | | | M O N D E | T | 45725 | 1431 |
| | | | | | JUTE | | | | FRANCE | | 35601 | 966 |
| | | | | | JUTE | | | | ROYAUME UNI | | 4446 | 113 |
| | | | | | M O N D E | T | 25 | 7 | GRECE | | 1350 | 19 |
| | | | | | FRANCE | | 25 | 7 | U R S S | | 464 | 96 |
| 242 | BOIS RONDS BRUTS SIMPL EQUAR ROHHLÖZ RUND ODE EINF REHAUFN | | | | 265 | | | | MAROC | | 284 | 77 |
| | M O N D E | T | 33368 | 1410 | FIBRE VEGET SAUF COTON ET JUTE PFLANZLICHE SPINNSTOFFE | | | | LIBYE | | 5 | 5 |
| | FRANCE | | 28043 | 955 | M O N D E | T | 28 | 9 | UNION SUD AFR | | 493 | 47 |
| | •COTE IVOIRE | | 4756 | 423 | FRANCE | | 16 | 6 | CANADA | | 468 | 104 |
| | •CAMEROUN | | 517 | 29 | CEYLAN MALDIVES | | 10 | 3 | IRAN | | 4 | 3 |
| | •GABON | | 52 | 3 | | | | | | | | |
| | | | | | 266 | | | | 282 | DECHETS DE FONTE FER ET ACIER ABFÄLLE VON EISEN ODER STAHL | | |
| 243 | BOIS FACONNES OU SIMPL TRAV HÖLZ EINFACH BEARBEITET | | | | FIBRES TEXTILES SYNTH ART DISC SYNTHET U KUENSTL SPINNFASEM | | | | M O N D E | T | 15 | 1 |
| | M O N D E | T | 114534 | 10235 | M O N D E | T | 1506 | 843 | FRANCE | | 15 | 1 |
| | FRANCE | | 37626 | 2502 | FRANCE | | 1498 | 839 | | | | |
| | ITALIE | | 423 | 33 | ALLEMAGNE RF | | 8 | 4 | 283 | MINER ET CONC NON FERREUX BASF UNEDLE NE METALLERZE U KONZENT | | |
| | SUEDE | | 14925 | 1835 | | | | | M O N D E | T | 4906 | 246 |
| | FINLANDE | | 3616 | 350 | 267 | | | | FRANCE | | 2502 | 10 |
| | AUTRICHE | | 3031 | 299 | FRIPERIE DRILLES CHIFFONS ABFÄLLE V SPINNST U LUMPFN | | | | MAROC | | 1934 | 200 |
| | PORTUGAL | | 165 | 14 | M O N D E | T | 7496 | 2962 | •SENEGAL | | 67 | 3 |
| | YUGOSLAVIE | | 5042 | 461 | FRANCE | | 1224 | 268 | AUSTRALIE | | 403 | 33 |
| | U R S S | | 2060 | 172 | BELGICQUE LUXBO | | 573 | 215 | 284 | DECHETS DE METAUX NON FERREUX ABFÄLLE VON NE METALLEN | | |
| | PLOCHNE | | 671 | 58 | PAYS BAS | | 526 | 150 | M O N D E | T | 4 | 2 |
| | TCHECOSLOVAQUIE | | 6237 | 605 | ROYAUME UNI | | 123 | 7 | FRANCE | | 4 | 2 |
| | ROUMANIE | | 38355 | 3673 | SUEDE | | 47 | 20 | | | | |
| | •COTE IVOIRE | | 554 | 59 | SUISSE | | 8 | 1 | | | | |
| | •CAMEROUN | | 907 | 65 | ETATS UNIS | | 4850 | 2245 | | | | |
| | •GABON | | 120 | 14 | CANADA | | 115 | 49 | | | | |
| | •CONGO BRAZZA | | 44 | 3 | JAPON | | 30 | 5 | | | | |
| | ETATS UNIS | | 464 | 56 | 271 | | | | 291 | MAT BRUTES ORIG ANIMALE NDA ROHSTOFFE TIER URSPRUNGS A N G | | |
| | CANADA | | 249 | 33 | ENGRAIS NATURELS NATUERLICHE DUENGEMITTEL | | | | M O N D E | T | 302 | 83 |
| | BRESIL | | 9 | 1 | M O N D E | T | 2703 | 179 | FRANCE | | 188 | 56 |
| | MALAISIE FED | | 37 | 4 | FRANCE | | 2408 | 159 | BELGICQUE LUXBO | | 33 | 8 |
| | | | | | MAROC | | 186 | 6 | MAROC | | 49 | 7 |
| | | | | | PEROU | | 109 | 14 | TUNISIE | | 5 | 4 |
| | | | | | | | | | ARGENTINE | | 27 | 8 |
| 244 | LIEGE BRUT ET DECHETS ROHKORK UND KORKABFÄLLE | | | | 273 | | | | 292 | MAT BRUTES ORIG VEGETALE NDA ROHSTOFFE PFL URSPRUNGS A N G | | |
| | M O N D E | T | 2001 | 387 | PIERRES CONSTRUC SAPL GRAVIERS WERKSTEINE SAND UND KIFS | | | | M O N D E | T | 7040 | 3539 |
| | FRANCE | | 533 | 122 | M O N D E | T | 25987 | 457 | FRANCE | | 3897 | 2082 |
| | PORTUGAL | | 1 | 9 | FRANCE | | 11019 | 213 | BELGICQUE LUXBO | | 5 | 1 |
| | MAROC | | 285 | 63 | BELGICQUE LUXBO | | 3018 | 23 | PAYS BAS | | 21 | 20 |
| | TUNISIE | | 1182 | 194 | PAYS BAS | | 3208 | 31 | ALLEMAGNE RF | | 100 | 14 |
| | | | | | ITALIE | | 8215 | 178 | ITALIE | | 145 | 35 |
| | | | | | NORVEGE | | 63 | 4 | ROYAUME UNI | | 8 | 3 |
| 251 | PATES A PAPIER ET DECHETS ZELLSTOFF UND PAPIERABFÄLLE | | | | MAROC | | 362 | 5 | DANEMARK | | 1 | 2 |
| | M O N D E | T | 4239 | 468 | TUNISIE | | 100 | 2 | PORTUGAL | | 5 | 1 |
| | FRANCE | | 2734 | 256 | ETATS UNIS | | 2 | 1 | YUGOSLAVIE | | 29 | 7 |
| | SUEDE | | 189 | 22 | | | | | TURQUIE | | 2 | 46 |
| | MAROC | | 1067 | 159 | | | | | HONGRIE | | 103 | 24 |
| | ETATS UNIS | | 250 | 30 | | | | | | | | |
| | | | | | | | | | | | | |
| 262 | LAINES ET POILS ORIG ANIMALE WOLLE UND TIERHAARE | | | | | | | | | | | |
| | M O N D E | T | 647 | 586 | | | | | | | | |
| | FRANCE | | 352 | 347 | | | | | | | | |

Werte: 1000 \$ — Mengen: Tonnen falls nicht anders vermerkt (Abkürzungen siehe Anhang)
Y: siehe im Anhang Anmerkungen zu den Waren

Valeurs: 1000 \$ — Quantités: Tonnes sauf indication contraire (Voir abréviations en Annexe)
Y: voir notes par produits en Annexe

Tab. 2

import 1961

| WAREN - PRODUIT | MENGE | WERTE | WAREN - PRODUIT | MENGE | WERTE | WAREN - PRODUIT | MENGE | WERTE | | |
|---------------------------------|-----------------|---------|--------------------|--------------------------------|---------|--------------------|-----------------|---------|------|------|
| Ursprung - Origine | QUANTITÉ | VALEUR | Ursprung - Origine | QUANTITÉ | VALEUR | Ursprung - Origine | QUANTITÉ | VALEUR | | |
| | Einheit - Unité | 1000 \$ | | Einheit - Unité | 1000 \$ | | Einheit - Unité | 1000 \$ | | |
| ESPAGNE | | 2 | 675 | | | 684 | | | | |
| TUNISIE | 17 | 11 | FEUILLARDS | | | ALUMINIUM | | | | |
| ETATS UNIS | | 2 | BANDSTAHL | | | ALUMINIUM | | | | |
| | | | M O N D E | T | 12185 | 1621 | M O N D E | T | 2304 | 1545 |
| | | | FRANCE | | 12091 | 1608 | FRANCE | | 2227 | 1499 |
| | | | BELGIQUE LUXBO | | 93 | 12 | ALLEMAGNE RF | | 15 | 12 |
| 665 | | | | | | SUISSE | | | 2 | 1 |
| VERFRERIE | | | | | | ETATS UNIS | | | 62 | 31 |
| GLASWAREN | | | | | | CANADA | | | | |
| M O N D E | T | 7753 | 2550 | 676 | | | | | | |
| FRANCE | | 7640 | 2447 | RAILS AUT ELMENTS D VOIES FFR | | | | | | |
| BELGIQUE LUXBO | | | 1 | SCHIFEN EISENBAHNOFFRAUMAT | | | | | | |
| ALLEMAGNE RF | | 15 | 25 | M O N D E | T | 31285 | 3688 | | | |
| ITALIE | | 52 | 33 | FRANCE | | 31246 | 3678 | | | |
| ROYAUME UNI | | | 1 | BELGIQUE LUXBO | | 18 | 3 | | | |
| SUEDE | | 2 | 3 | ALLEMAGNE RF | | 20 | 6 | | | |
| DANEMARK | | 1 | 1 | ETATS UNIS | | | 1 | | | |
| AUTRICHE | | | 1 | | | | | | | |
| POLOGNE | | 19 | 6 | 677 | | | | | | |
| TCHECOSLOVAQUIE | | 2 | 4 | FILS FER ACIER FIL MACH EXCLUS | | | | | | |
| MAROC | | 16 | 27 | STAHLDRAHT | | | | | | |
| TUNISIE | | 1 | 1 | M O N D E | T | 16778 | 2605 | | | |
| ETATS UNIS | | 1 | 1 | FRANCE | | 14728 | 2592 | | | |
| | | | | BELGIQUE LUXBO | | 17 | 5 | | | |
| 666 | | | | ALLEMAGNE RF | | 24 | 5 | | | |
| ARTICLES EN MATIER CERAMIQUES | | | | SUISSE | | 9 | 3 | | | |
| FEINKERAMISCHE ERZEHNISSE | | | | | | | | | | |
| M O N D E | T | 3843 | 1665 | 678 | | | | | | |
| FRANCE | | 3197 | 1534 | TUB TUYAUX RACCORDS FON FER AC | | | | | | |
| BELGIQUE LUXBO | | | 1 | ROHRE ROHRFORMSTUECKE USW | | | | | | |
| PAYS BAS | | | 1 | M O N D E | T | 130987 | 29962 | | | |
| ALLEMAGNE RF | | 16 | 29 | FRANCE | | 129551 | 29415 | | | |
| ITALIE | | 7 | 13 | BELGIQUE LUXBO | | 15 | 7 | | | |
| ROYAUME UNI | | | 1 | ALLEMAGNE RF | | 1282 | 336 | | | |
| DANEMARK | | | 1 | ITALIE | | 3 | 10 | | | |
| ESPAGNE | | 30 | 5 | ROYAUME UNI | | 15 | 24 | | | |
| ZONE MARK EST | | 14 | 9 | SUEDE | | 4 | 13 | | | |
| POLOGNE | | 35 | 13 | SUISSE | | 95 | 80 | | | |
| MAROC | | 4 | 3 | MAROC | | | 1 | | | |
| TUNISIE | | 497 | 21 | ETATS UNIS | | 22 | 76 | | | |
| JAPON | | 41 | 14 | | | | | | | |
| | | | | 679 | | | | | | |
| 667 | | | | OUVRAGES FONTE FER ACIER NDA | | | | | | |
| PIERRES GEMMES ET PERLES FINES | | | | WAREN A EISEN OD STAHL A N G | | | | | | |
| EDEL SCHMUCKSTEINE FOHT PERLEN | | | | M O N D E | T | 765 | 310 | | | |
| M O N D E | T | 240 | 240 | FRANCE | | 690 | 235 | | | |
| FRANCE | | | | BELGIQUE LUXBO | | 2 | 3 | | | |
| | | | | ALLEMAGNE RF | | 49 | 38 | | | |
| 671 | | | | ITALIE | | 7 | 8 | | | |
| SPIEGEL FONTES FERRO ALLIAGES | | | | ROYAUME UNI | | 6 | 4 | | | |
| ROHEISEN SPIEGELEISEN FERROLEFC | | | | SUEDE | | 1 | 1 | | | |
| M O N D E | T | 976 | 163 | SUISSE | | 1 | 2 | | | |
| FRANCE | | 975 | 160 | MAROC | | 6 | 8 | | | |
| SUISSE | | | 3 | ETATS UNIS | | 2 | 10 | | | |
| | | | | | | | | | | |
| 672 | | | | 681 | | | | | | |
| ACIER LINDOTS ET AUT FORM PRIM | | | | ARGENT ET PLATINE FTC | | | | | | |
| STAHLROHRLUECKE STAHLHALBZUEG | | | | SILBER PLATIN USW | | | | | | |
| M O N D E | T | 5259 | 385 | M O N D E | T | 5 | 155 | | | |
| FRANCE | | 5259 | 385 | FRANCE | | 5 | 146 | | | |
| | | | | SUISSE | | 1 | 8 | | | |
| 673 | | | | 682 | | | | | | |
| BARRES ET PROFILES PAIPLANCHES | | | | CUIVRE | | | | | | |
| STARSTAHL U PROFILF AUS STAHL | | | | KUPFER | | | | | | |
| M O N D E | T | 88025 | 10646 | M O N D E | T | 4852 | 3722 | | | |
| FRANCE | | 87820 | 10623 | FRANCE | | 1536 | 1588 | | | |
| BELGIQUE LUXBO | | 85 | 9 | ALLEMAGNE RF | | 2 | 6 | | | |
| ALLEMAGNE RF | | 115 | 13 | -CONCO LEO | | 3312 | 2117 | | | |
| MAROC | | 3 | 1 | ETATS UNIS | | 1 | 9 | | | |
| | | | | | | | | | | |
| 674 | | | | 683 | | | | | | |
| LARGES PLATS ET TOLFS | | | | NICKEL | | | | | | |
| BREITFLACHSTAHL UND BLECHE | | | | NICKEL | | | | | | |
| M O N D E | T | 38530 | 6873 | M O N D E | T | 6 | 16 | | | |
| FRANCE | | 34663 | 6570 | FRANCE | | 5 | 13 | | | |
| BELGIQUE LUXBO | | 98 | 19 | SUISSE | | | 3 | | | |
| ALLEMAGNE RF | | 51 | 11 | | | | | | | |
| ITALIE | | 1717 | 272 | | | | | | | |
| SUISSE | | | 1 | | | | | | | |
| | | | | | | | | | | |
| 685 | | | | 685 | | | | | | |
| PLOMB | | | | BLEI | | | | | | |
| M O N D E | T | 3800 | 828 | | | | | | | |
| FRANCE | | 995 | 302 | | | | | | | |
| MAROC | | 1341 | 235 | | | | | | | |
| TUNISIE | | 1464 | 290 | | | | | | | |
| | | | | | | | | | | |
| 686 | | | | 686 | | | | | | |
| ZINC | | | | ZINC | | | | | | |
| M O N D E | T | 991 | 334 | | | | | | | |
| FRANCE | | 989 | 332 | | | | | | | |
| BELGIQUE LUXBO | | 2 | 1 | | | | | | | |
| SUISSE | | | 1 | | | | | | | |
| | | | | | | | | | | |
| 687 | | | | 687 | | | | | | |
| ETAIN | | | | ZINN | | | | | | |
| M O N D E | T | 131 | 216 | | | | | | | |
| FRANCE | | 95 | 129 | | | | | | | |
| ROYAUME UNI | | 5 | 13 | | | | | | | |
| SUISSE | | | 1 | | | | | | | |
| MALAISIE FED | | 30 | 73 | | | | | | | |
| | | | | | | | | | | |
| 688 | | | | 688 | | | | | | |
| URANIUM ET THORIUM | | | | URAN UND THORIUM | | | | | | |
| M O N D E | T | | 1 | | | | | | | |
| FRANCE | | | 1 | | | | | | | |
| | | | | | | | | | | |
| 689 | | | | 689 | | | | | | |
| AUTRES MET COMMUNS NON FERREUX | | | | ANDERE UNEDLE NE METALLE | | | | | | |
| M O N D E | T | 38 | 33 | | | | | | | |
| FRANCE | | 32 | 27 | | | | | | | |
| ALLEMAGNE RF | | 5 | 4 | | | | | | | |
| ETATS UNIS | | | 2 | | | | | | | |
| | | | | | | | | | | |
| 691 | | | | 691 | | | | | | |
| CONSTRUCTIO METALL ET PARTIES | | | | METALLKONSTRUKTIONEN UND TEILE | | | | | | |
| M O N D E | T | 22665 | 9590 | | | | | | | |
| FRANCE | | 22443 | 9524 | | | | | | | |
| ALLEMAGNE RF | | 28 | 8 | | | | | | | |
| ITALIE | | 68 | 23 | | | | | | | |
| SUEDE | | 1 | 1 | | | | | | | |
| MAROC | | 44 | 21 | | | | | | | |
| TUNISIE | | 25 | 1 | | | | | | | |
| HONG KONG | | 56 | 12 | | | | | | | |
| | | | | | | | | | | |
| 692 | | | | 692 | | | | | | |
| RESERVOIRS FUTS FTC METALLIO | | | | BEHAELTER FAESSER USW A METALL | | | | | | |
| M O N D E | T | 11525 | 3485 | | | | | | | |
| FRANCE | | 11442 | 3452 | | | | | | | |
| BELGIQUE LUXBO | | 25 | 7 | | | | | | | |
| PAYS BAS | | 5 | 1 | | | | | | | |
| ALLEMAGNE RF | | 33 | 16 | | | | | | | |
| ROYAUME UNI | | 4 | 3 | | | | | | | |
| ETATS UNIS | | 1 | 5 | | | | | | | |

Werte : 1000 \$ — Mengen : Tonnen falls nicht anders vermerkt (Abkürzungen siehe Anhang)
Y : siehe im Anhang Anmerkungen zu den Waren

Valeurs : 1000 \$ — Quantités : Tonnes sauf indication contraire (Voir abréviations en Annexe)
Y : voir notes par produits en Annexe


Tab. 2

import 1961**Algerien Algérie**

| WAREN - PRODUIT | | MENGE QUANTITÉ | WERTE VALEUR | WAREN - PRODUIT | | MENGE QUANTITÉ | WERTE VALEUR | WAREN - PRODUIT | | MENGE QUANTITÉ | WERTE VALEUR |
|--------------------------------|--|-------------------|-----------------|--------------------------------|--|-------------------|-----------------|-------------------------------|--|-------------------|-----------------|
| Origine - Origine | | Einheit - Unité | 1000 \$ | Origine - Origine | | Einheit - Unité | 1000 \$ | Origine - Origine | | Einheit - Unité | 1000 \$ |
| ESPAÑE | | 8 | 16 | 892 | | | | FRANCE | | 37 | 2001 |
| YUGOSLAVIE | | 5 | 4 | OUVRAGES IMPRIMÉS | | | | ALLEMAGNE RF | | 3 | 22 |
| ZONE MARK EST | | 17 | 12 | DRUCKFREIERZFUSSISSE | | | | ITALIE | | 1 | 22 |
| POLOGNE | | 35 | 31 | M O N D E | | T | 5943 8094 | ROYAUME UNI | | | 1 |
| TCHECOSLOVAQUIE | | 37 | 36 | FRANCE | | | 5869 7938 | DANEMARK | | | 7 |
| HONGRIE | | 54 | 46 | BELGIQUE LUXBG | | 2 | 10 | AUTRICHE | | | 5 |
| MAROC | | 180 | 494 | PAYS BAS | | 1 | 4 | ESPAGNE | | | 1 |
| TUNISIE | | 1 | 1 | ALLEMAGNE RF | | 7 | 16 | TCHECOSLOVAQUIE | | 1 | 4 |
| ETATS UNIS | | 1 | 1 | ITALIE | | 3 | 6 | MAROC | | 2 | 17 |
| JAPON | | 91 | 132 | ROYAUME UNI | | 4 | 7 | TUNISIE | | 1 | 4 |
| HONG KONG | | 21 | 28 | SUEDE | | | | THAILANDE | | | 1 |
| SUISSE | | | | DANEMARK | | | | | | | |
| AUTRICHE | | | | SUISSE | | | | | | | |
| ESPAGNE | | | | ESPAGNE | | 2 | 6 | | | | |
| MAROC | | | | MAROC | | 5 | 5 | | | | |
| TUNISIE | | | | TUNISIE | | 6 | 6 | | | | |
| ETATS UNIS | | | | ETATS UNIS | | 1 | 4 | | | | |
| JAPON | | | | LIBAN | | 39 | 79 | | | | |
| | | | | UNION INDIENNE | | | 1 | | | | |
| 861 | | | | 893 | | | | 899 | | | |
| APP SCIENTIF ET D OPTIQUE | | | | ARTICLES EN MATIERES PLASTIQ | | | | ARTICLES MANUFACTURES NDA | | | |
| FEINMECH U OPT ERZFURNISSE | | | | KUNSTSTOFFWARFN | | | | BEARBEITETE WAREN A N G | | | |
| M O N D E | | T | 1050 6022 | M O N D E | | T | 1883 3176 | M O N D E | | T | 2532 2645 |
| FRANCE | | 999 | 5312 | FRANCE | | 1825 | 3071 | FRANCE | | 2384 | 2518 |
| BELGIQUE LUXBG | | 4 | 4 | PAYS BAS | | | 1 | PAYS BAS | | | 1 |
| PAYS BAS | | 1 | 11 | ALLEMAGNE RF | | 5 | 18 | ALLEMAGNE RF | | 2 | 11 |
| ALLEMAGNE RF | | 27 | 294 | ITALIE | | 4 | 7 | ITALIE | | 5 | 13 |
| ITALIE | | 2 | 15 | ROYAUME UNI | | | | ROYAUME UNI | | | 1 |
| ROYAUME UNI | | 5 | 44 | SUISSE | | | | SUISSE | | | 13 |
| NORVEGE | | | | AUTRICHE | | | | AUTRICHE | | 3 | 12 |
| SUEDE | | 1 | 5 | ESPAGNE | | | | ESPAGNE | | 5 | 9 |
| DANEMARK | | | | TCHECOSLOVAQUIE | | | | TCHECOSLOVAQUIE | | 12 | 10 |
| SUISSE | | 3 | 68 | HONGRIE | | | | HONGRIE | | 3 | 2 |
| AUTRICHE | | | | MAROC | | | | MAROC | | 67 | 18 |
| ZONE MARK EST | | | | TUNISIE | | | | TUNISIE | | 48 | 18 |
| ETATS UNIS | | 9 | 252 | REP CENTRE AF | | | | REP CENTRE AF | | | 1 |
| JAPON | | | 1 | ETATS UNIS | | | | ETATS UNIS | | 1 | 14 |
| | | | | FINLANDE | | 2 | 1 | HONG KONG | | | 4 |
| | | | | MAROC | | 44 | 73 | | | | |
| | | | | ETATS UNIS | | | 3 | | | | |
| 862 | | | | 894 | | | | 911 | | | |
| FOURNITURES PHOTOCINEMA | | | | VOIT ENFANTS ART SPORT JOUETS | | | | COLIS POSTAUX NON CL AILLEURS | | | |
| PHOTOCHEMISCHE ERZFURNISSE | | | | KINDERWAGEN SPORTART SPIELZG | | | | POSTPAKETE ANDERW N ZUFORDNET | | | |
| M O N D E | | T | 879 3164 | M O N D E | | T | 1828 3665 | M O N D E | | T | 5433 13596 |
| FRANCE | | 844 | 3033 | FRANCE | | 1738 | 3377 | FRANCE | | | 5433 13596 |
| PAYS BAS | | | 1 | BELGIQUE LUXBG | | 1 | 1 | | | | |
| ALLEMAGNE RF | | 33 | 121 | PAYS BAS | | 5 | 3 | | | | |
| ITALIE | | | 1 | ALLEMAGNE RF | | 16 | 58 | | | | |
| ETATS UNIS | | 1 | 9 | ITALIE | | 21 | 41 | | | | |
| | | | | ROYAUME UNI | | 10 | 22 | | | | |
| 863 | | | | SUISSE | | 1 | 3 | 941 | | | |
| FILMS CINEMA IMPRES ET DEVLOP | | | | AUTRICHE | | | | ANIMAUX ZOO CHIENS CHATS SIM | | | |
| KINOFILME BELICHTET ENTWICKEIT | | | | ESPAGNE | | | | ZOOTIERE HUNDE KATZEN U DGL | | | |
| M O N D E | | T | 42 725 | FRANCE | | 1 | 1 | M O N D E | | T | 10 37 |
| FRANCE | | 41 | 643 | POLOGNE | | 2 | 2 | FRANCE | | 5 | 35 |
| BELGIQUE LUXBG | | | 1 | TCHECOSLOVAQUIE | | | 1 | BELGIQUE LUXBG | | | 1 |
| ITALIE | | | 7 | MAROC | | | 6 | SENEGAL | | | 1 |
| ROYAUME UNI | | 1 | 32 | ETATS UNIS | | 33 | 149 | | | | |
| ESPAGNE | | | 3 | JAPON | | | 1 | | | | |
| MAROC | | | 4 | 895 | | | | 951 | | | |
| TUNISIE | | | 1 | ARTICLES DE BUREAU | | | | ARMURERIE MUNITIONS DE GUERRE | | | |
| ETATS UNIS | | | 3 | BUEROBEDARF | | | | KRIEGSWAFFEN UND MUNITION | | | |
| UNION INDIENNE | | | 30 | M O N D E | | T | 1266 1855 | M O N D E | | T | 1 22 |
| JAPON | | | 1 | FRANCE | | 1214 | 1775 | FRANCE | | 1 | 22 |
| | | | | ALLEMAGNE RF | | 12 | 40 | | | | |
| | | | | ITALIE | | 10 | 18 | | | | |
| | | | | ROYAUME UNI | | | | | | | |
| | | | | DANEMARK | | 3 | 6 | | | | |
| | | | | SUISSE | | | 1 | | | | |
| | | | | AUTRICHE | | | 1 | | | | |
| | | | | PORTUGAL | | 22 | 4 | | | | |
| | | | | TCHECOSLOVAQUIE | | | 1 | | | | |
| | | | | ETATS UNIS | | 2 | 7 | | | | |
| 864 | | | | 896 | | | | | | | |
| HORLOGERIE | | | | OBJETS D ART ET ANTIQUITE | | | | | | | |
| UHREN | | | | KUNSTGEGENSTAENDE UND DGL | | | | | | | |
| M O N D E | | T | 101 815 | M O N D E | | T | 45 | | | | |
| FRANCE | | 92 | 737 | FRANCE | | | 43 | | | | |
| ALLEMAGNE RF | | 4 | 25 | ITALIE | | | 2 | | | | |
| ITALIE | | 4 | 7 | ROYAUME UNI | | | 1 | | | | |
| SUISSE | | 1 | 44 | | | | | | | | |
| ETATS UNIS | | | 1 | | | | | | | | |
| 891 | | | | 897 | | | | | | | |
| INSTR MUSIQUE PHONOS DISQUES | | | | BIJOUTERIE JOAILLERIE ORFEVRES | | | | | | | |
| MUSIKINSTR PLATTFNSP SCHALLPL | | | | SCHMUCK GOLD UND SILBERWAREN | | | | | | | |
| M O N D E | | T | 259 1934 | M O N D E | | T | 46 2085 | | | | |
| FRANCE | | 240 | 1772 | | | | | | | | |
| PAYS BAS | | 4 | 30 | | | | | | | | |
| ALLEMAGNE RF | | 10 | 99 | | | | | | | | |
| ITALIE | | 2 | 9 | | | | | | | | |
| ROYAUME UNI | | 1 | 3 | | | | | | | | |
| SUISSE | | | 8 | | | | | | | | |
| AUTRICHE | | | 3 | | | | | | | | |
| MAROC | | | 1 | | | | | | | | |
| ETATS UNIS | | | 9 | | | | | | | | |

Werte : 1000 \$ — Mengen : Tonnes falls nicht anders vermerkt (Abkürzungen siehe Anhang)
 Y : siehe im Anhang Anmerkungen zu den Waren

Valeurs : 1000 \$ — Quantités : Tonnes sauf indication contraire (Voir abréviations en Annexe)
 Y : voir notes par produits en Annexe



Tab. 2

import 1961

Guadeloupe

| WAREN - PRODUIT | | | WAREN - PRODUIT | | | WAREN - PRODUIT | | | | | |
|----------------------------------|-------|-------|--------------------------------|--------------------------------|-------|--------------------------------|-------------------------------|-----------------|------|-------|-----|
| Menge | | Werte | Menge | | Werte | Menge | | Werte | | | |
| Quantité | Unité | | Quantité | Unité | | Quantité | Unité | | | | |
| 1000 \$ | | | 1000 \$ | | | 1000 \$ | | | | | |
| Ursprung - Origine | | | Ursprung - Origine | | | Ursprung - Origine | | | | | |
| U 1 | | | 031 | | | 062 | | | | | |
| PROD ALIMENTAIRES BOISSONS TABAC | | | POISSONS | | | PREPARATIONS A BASE DE SUCRE | | | | | |
| NOURNINGS UND GENUSSMITTEL | | | FISCH | | | ZUCKERWAREN | | | | | |
| M O N D E | | 10574 | M O N D E | T | 1880 | 813 | M O N D E | T | 202 | 120 | |
| FRANCE | | 7550 | FRANCE | | 1796 | 788 | FRANCE | | 200 | 118 | |
| PAYS BAS | | 168 | NORVEGE | | 84 | 26 | PAYS BAS | | 2 | 2 | |
| ITALIE | | 10 | 032 | | | 071 | | | | | |
| NORVEGE | | 28 | PREP CONSERV POISSONS ET CRUST | | | CAFE | | | | | |
| SUEDE | | 5 | FISCHZUBEREITUNGEN U KONSERVEN | | | KAFFEE | | | | | |
| DANEMARK | | 309 | M O N D E | T | 174 | 103 | M O N D E | T | 118 | 80 | |
| ESPAGNE | | 16 | FRANCE | | 79 | 53 | *COTE IVOIRE | | 10 | 7 | |
| GRECE | | 3 | MAROC | | 92 | 47 | *MALGACHE REP | | 107 | 72 | |
| TURQUIE | | 27 | *ALGERIE | | 2 | 2 | 081 | | | | |
| MAROC | | 215 | 042 | | | ALIMENTS POUR ANIMAUX | | | | | |
| *ALGERIE | | 321 | RIZ | | | FUTTERMITTEL | | | | | |
| *MALGACHE REP | | 253 | REIS | | | M O N D E | T | 9236 | 458 | | |
| ETATS UNIS | | 212 | M O N D E | T | 10123 | 1323 | FRANCE | | 9236 | 458 | |
| CANADA | | 10 | FRANCE | | 593 | 81 | 091 | | | | |
| DOMINICAINE REP | | 189 | MAROC | | 119 | 16 | MARGARINE ET GRAISSES ALIMENT | | | | |
| *ANTILLES FR | | 27 | *MALGACHE REP | | 1147 | 181 | MARGARINE UND AND SPEISEFETTE | | | | |
| CANAL PANAMA | | 37 | PTOM NEER AM | | 1534 | 185 | M O N D E | T | 346 | 158 | |
| PTOM BRIT AM | | 139 | CAMBODGE | | 6681 | 852 | FRANCE | | 293 | 136 | |
| PTOM NEER AM | | 185 | VIETNAM SUD | | 50 | 8 | PAYS BAS | | 40 | 14 | |
| LIBAN | | 1 | 044 | | | 012 | | | | | |
| CAMBODGE | | 852 | MAIS | | | VIANDES ETC SECHES SALES FUMES | | | | | |
| VIETNAM SUD | | 8 | MAIS | | | FLEISCH USW EINFACH ZUBEREITET | | | | | |
| 001 | | | M O N D E | T | 1052 | 85 | M O N D E | T | 6376 | 861 | |
| ANIMAUX VIVANTS | | | FRANCE | | 585 | 47 | FRANCE | | 6141 | 824 | |
| LEBENDE TIERE | | | *ALGERIE | | 9 | 1 | ITALIE | | 3 | 3 | |
| M O N D E | T | 898 | 363 | 046 | | | *ALGERIE | | 231 | 34 | |
| DOMINICAINE REP | | 488 | 189 | SEMOULE ET FARINE DE FROMENT | | | Y | | | | |
| CANAL PANAMA | | 100 | 37 | GRIESS UND MEHL AUS WEIZEN | | | 122 | | | | |
| PTOM BRIT AM | | 310 | 137 | M O N D E | | | TABACS MANUFACTURES | | | | |
| 012 | | | M O N D E | T | 15090 | 2121 | TABAKWAREN | | | | |
| VIANDES ETC SECHES SALES FUMES | | | FRANCE | | 15090 | 2121 | M O N D E | T | 208 | 371 | |
| FLEISCH USW EINFACH ZUBEREITET | | | FRANCE | | 585 | 47 | FRANCE | | 36 | 109 | |
| M O N D E | T | 1056 | 467 | 048 | | | *ALGERIE | | 171 | 262 | |
| FRANCE | | 321 | 181 | PREPAR DE CEREALES DE FARINES | | | 2 4 | | | | |
| PAYS BAS | | 33 | 14 | ZUBEREITUNGEN A GETREIDEMEHL | | | MALIERES PREMIERES | | | | |
| DANEMARK | | 591 | 212 | M O N D E | | | ROHSTOFFE | | | | |
| ETATS UNIS | | 94 | 50 | M O N D E | T | 780 | 317 | M O N D E | | 2048 | |
| CANADA | | 16 | 10 | FRANCE | | 359 | 188 | FRANCE | | 1278 | |
| 013 | | | ITALIE | | 12 | 7 | BELGIQUE LUXBG | | 58 | | |
| PREP ET CONSERVES DE VIANDE | | | DANEMARK | | 1 | 1 | PAYS BAS | | 318 | | |
| FLEISCHZUBEREITUNGEN KONSERVEN | | | MAROC | | 376 | 105 | DANEMARK | | 42 | | |
| M O N D E | T | 357 | 605 | *ANTILLES FR | | 29 | *ALGERIE | | 14 | | |
| FRANCE | | 290 | 527 | PTOM BRIT AM | | 3 | TUNISIE | | 1 | | |
| PAYS BAS | | 39 | 46 | 053 | | | DOMINICAINE REP | | 9 | | |
| DANEMARK | | 28 | 31 | PREP ET CONSERVES DE FRUITS | | | *ANTILLES FR | | 1 | | |
| 022 | | | 054 | | | 011 | | | | | |
| LAIT ET CREME DE LAIT | | | LEGUMES PLANTES TUBERC ALIMENT | | | BOIS FACONNES OU SIMPL TRAV | | | | | |
| MILCH UND RAHM | | | GEMUESE PFLANZEN KNOLLEN F ERN | | | HOLZ EINFACH BEARBEITET | | | | | |
| M O N D E | T | 1334 | 735 | M O N D E | T | 5829 | 986 | M O N D E | T | 10128 | 783 |
| FRANCE | | 1094 | 625 | FRANCE | | 4650 | 748 | FRANCE | | 6828 | 512 |
| PAYS BAS | | 111 | 42 | PAYS BAS | | 37 | 12 | DOMINICAINE REP | | 143 | 9 |
| SUEDE | | 5 | 5 | ESPAGNE | | 84 | 16 | *ANTILLES FR | | 7 | 1 |
| DANEMARK | | 59 | 50 | GRECE | | 17 | 3 | NICARAGUA | | 198 | 15 |
| ETATS UNIS | | 65 | 13 | TURQUIE | | 135 | 27 | *GUYANE FR | | 1531 | 100 |
| 023 | | | 055 | | | 012 | | | | | |
| BEURRE | | | EGYPTE | | | PTOM BRIT AM | | | | | |
| BUTTER | | | ETATS UNIS | | | 243 | | | | | |
| M O N D E | T | 139 | 162 | LIBAN | | 5 | 1 | 251 | | | |
| FRANCE | | 110 | 130 | 056 | | | PATES A PAPIER ET DECHETS | | | | |
| PAYS BAS | | 17 | 18 | LEGUMES PLANTES TUBERC ALIMENT | | | ZELLSTOFF UND PAPIERABFAELLE | | | | |
| NORVEGE | | 2 | 2 | GEMUESE PFLANZEN KNOLLEN F ERN | | | M O N D E | | | | |
| DANEMARK | | 11 | 13 | M O N D E | T | 5829 | 986 | T | 150 | 11 | |
| 024 | | | FRANCE | | 4650 | 748 | FRANCE | | 6828 | 512 | |
| FROMAGE ET CAILLEBOTTE | | | PAYS BAS | | 37 | 12 | DOMINICAINE REP | | 143 | 9 | |
| KAESE UND QUARK | | | ESPAGNE | | 84 | 16 | *ANTILLES FR | | 7 | 1 | |
| M O N D E | T | 235 | 263 | GRECE | | 17 | 3 | NICARAGUA | | 198 | 15 |
| FRANCE | | 207 | 242 | TURQUIE | | 135 | 27 | *GUYANE FR | | 1531 | 100 |
| PAYS BAS | | 25 | 20 | MAROC | | 50 | 9 | PTOM BRIT AM | | 1421 | 146 |
| DANEMARK | | 2 | 2 | *ALGERIE | | 155 | 18 | 251 | | | |
| 025 | | | EGYPTE | | 7 | 1 | PATES A PAPIER ET DECHETS | | | | |
| FROMAGE ET CAILLEBOTTE | | | ETATS UNIS | | 688 | 149 | ZELLSTOFF UND PAPIERABFAELLE | | | | |
| KAESE UND QUARK | | | LIBAN | | 5 | 1 | M O N D E | | | | |
| M O N D E | T | 235 | 263 | 057 | | | 251 | | | | |
| FRANCE | | 207 | 242 | LEGUMES PLANTES TUBERC ALIMENT | | | PATES A PAPIER ET DECHETS | | | | |
| PAYS BAS | | 25 | 20 | GEMUESE PFLANZEN KNOLLEN F ERN | | | ZELLSTOFF UND PAPIERABFAELLE | | | | |
| DANEMARK | | 2 | 2 | M O N D E | T | 5829 | 986 | M O N D E | T | 150 | 11 |

Werte: 1000 \$ — Mengen: Tonnen falls nicht anders vermerkt (Abkürzungen siehe Anhang)
Y: siehe im Anhang Anmerkungen zu den Waren

Valeurs: 1000 \$ — Quantités: Tonnes sauf indication contraire (Voir abréviations en Annexe)
Y: voir notes par produits en Annexe

Tab. 2

import 1961

| WAREN - PRODUIT | | | MENGES | | | WERTE | | | WAREN - PRODUIT | | | MENGES | | | WERTE | | | | | |
|---------------------------|--|--|-----------------|--|--|---------|--|--|--------------------------------|--|--|-------------------------------|--|--|---------|--|--|----|--|--|
| Ursprung - Origine | | | Einheit - Unité | | | 1000 \$ | | | Ursprung - Origine | | | Einheit - Unité | | | 1000 \$ | | | | | |
| FRANCE | | | 150 | | | 11 | | | 333 | | | FRANCE | | | 10 | | | 57 | | |
| 271 | | | | | | | | | PIGMENTS PEINTURES VERNIS | | | ITALIE | | | | | | 1 | | |
| ENGRAIS NATURELS | | | | | | | | | PIGMENTS FARBEN LACKE USW | | | ROYAUME UNI | | | | | | 6 | | |
| NATUERLICHE DUENGENMITTEL | | | | | | | | | M O N D E T | | | 652 | | | | | | | | |
| M O N D E T | | | 3246 | | | 176 | | | FRANCE | | | TISSUS COTON SAUF TISSUS SPEC | | | | | | | | |
| FRANCE | | | 1778 | | | 109 | | | ROYAUME UNI | | | BAUMWOLLGEWEBE | | | | | | | | |
| PTOM BRIT AM | | | 1468 | | | 67 | | | DANEMARK | | | | | | | | | | | |
| | | | | | | | | | ETATS UNIS | | | | | | | | | | | |
| | | | | | | | | | PTOM BRIT AM | | | | | | | | | | | |
| | | | | | | | | | FRANCE | | | | | | | | | | | |
| | | | | | | | | | M O N D E T | | | | | | | | | | | |
| | | | | | | | | | FRANCE | | | | | | | | | | | |
| | | | | | | | | | 341 | | | | | | | | | | | |
| | | | | | | | | | PRODUITS MEDICIN ET PHARMACEUT | | | | | | | | | | | |
| | | | | | | | | | MEDICIN U PHARM ERZEUGNISSE | | | | | | | | | | | |
| | | | | | | | | | M O N D E T | | | | | | | | | | | |
| | | | | | | | | | FRANCE | | | | | | | | | | | |
| | | | | | | | | | 353 | | | | | | | | | | | |
| | | | | | | | | | 553 | | | | | | | | | | | |
| | | | | | | | | | PARFUMERIE ET PROD DE BEAUTE | | | | | | | | | | | |
| | | | | | | | | | RIECH UND SCHOENHEITSMITTEL | | | | | | | | | | | |
| | | | | | | | | | M O N D E T | | | | | | | | | | | |
| | | | | | | | | | FRANCE | | | | | | | | | | | |
| | | | | | | | | | ROYAUME UNI | | | | | | | | | | | |
| | | | | | | | | | ..ALGERIE | | | | | | | | | | | |
| | | | | | | | | | ..ANTILLES FR | | | | | | | | | | | |
| | | | | | | | | | 554 | | | | | | | | | | | |
| | | | | | | | | | SAVONS PRODUITS D ENTRETIEN | | | | | | | | | | | |
| | | | | | | | | | SEIFEN PUTZ UND WASCHMITTEL | | | | | | | | | | | |
| | | | | | | | | | M O N D E T | | | | | | | | | | | |
| | | | | | | | | | FRANCE | | | | | | | | | | | |
| | | | | | | | | | ROYAUME UNI | | | | | | | | | | | |
| | | | | | | | | | ..ALGERIE | | | | | | | | | | | |
| | | | | | | | | | ..ANTILLES FR | | | | | | | | | | | |
| | | | | | | | | | 561 | | | | | | | | | | | |
| | | | | | | | | | ENGRAIS MANUFACTURES | | | | | | | | | | | |
| | | | | | | | | | CHEMISCHE DUENGENMITTEL | | | | | | | | | | | |
| | | | | | | | | | M O N D E T | | | | | | | | | | | |
| | | | | | | | | | FRANCE | | | | | | | | | | | |
| | | | | | | | | | BELGIQUE LUXBG | | | | | | | | | | | |
| | | | | | | | | | MAROC | | | | | | | | | | | |
| | | | | | | | | | 599 | | | | | | | | | | | |
| | | | | | | | | | PRODUITS CHIMIQUES NDA | | | | | | | | | | | |
| | | | | | | | | | CHEMISCHE ERZEUGNISSE A N G | | | | | | | | | | | |
| | | | | | | | | | M O N D E T | | | | | | | | | | | |
| | | | | | | | | | FRANCE | | | | | | | | | | | |
| | | | | | | | | | ALLEMAGNE RF | | | | | | | | | | | |
| | | | | | | | | | MAROC | | | | | | | | | | | |
| | | | | | | | | | ETATS UNIS | | | | | | | | | | | |
| | | | | | | | | | PTOM BRIT AM | | | | | | | | | | | |
| | | | | | | | | | 629 | | | | | | | | | | | |
| | | | | | | | | | ART MANUFACT EN CAOUTCHOUC NDA | | | | | | | | | | | |
| | | | | | | | | | BEARB WAREN A KAUTSCHUK A N G | | | | | | | | | | | |
| | | | | | | | | | M O N D E T | | | | | | | | | | | |
| | | | | | | | | | FRANCE | | | | | | | | | | | |
| | | | | | | | | | BELGIQUE LUXBG | | | | | | | | | | | |
| | | | | | | | | | PAYS BAS | | | | | | | | | | | |
| | | | | | | | | | ALLEMAGNE RF | | | | | | | | | | | |
| | | | | | | | | | ITALIE | | | | | | | | | | | |
| | | | | | | | | | ROYAUME UNI | | | | | | | | | | | |
| | | | | | | | | | SUISSE | | | | | | | | | | | |
| | | | | | | | | | ETATS UNIS | | | | | | | | | | | |
| | | | | | | | | | ..ANTILLES FR | | | | | | | | | | | |
| | | | | | | | | | 641 | | | | | | | | | | | |
| | | | | | | | | | PAPIERS ET CARTONS | | | | | | | | | | | |
| | | | | | | | | | PAPIER UND PAPPE | | | | | | | | | | | |
| | | | | | | | | | M O N D E T | | | | | | | | | | | |
| | | | | | | | | | FRANCE | | | | | | | | | | | |
| | | | | | | | | | 651 | | | | | | | | | | | |
| | | | | | | | | | FILS DE MATIERES TEXTILES | | | | | | | | | | | |
| | | | | | | | | | GARNE AUS SPINNSTOFFEN | | | | | | | | | | | |
| | | | | | | | | | M O N D E T | | | | | | | | | | | |
| | | | | | | | | | FRANCE | | | | | | | | | | | |
| | | | | | | | | | ROYAUME UNI | | | | | | | | | | | |
| | | | | | | | | | ..ALGERIE | | | | | | | | | | | |
| | | | | | | | | | ..ANTILLES FR | | | | | | | | | | | |
| | | | | | | | | | CANAL PANAMA | | | | | | | | | | | |
| | | | | | | | | | PTOM BRIT AM | | | | | | | | | | | |
| | | | | | | | | | PTOM NEER AM | | | | | | | | | | | |
| | | | | | | | | | UNION INDIENNE | | | | | | | | | | | |
| | | | | | | | | | HONG KONG | | | | | | | | | | | |
| | | | | | | | | | CAMBODGE | | | | | | | | | | | |
| | | | | | | | | | 661 | | | | | | | | | | | |
| | | | | | | | | | CHAUX CEMENTS OUVR PR BATIMENT | | | | | | | | | | | |
| | | | | | | | | | KALK ZEMENT UND BAUSTOFFE | | | | | | | | | | | |
| | | | | | | | | | M O N D E T | | | | | | | | | | | |
| | | | | | | | | | FRANCE | | | | | | | | | | | |
| | | | | | | | | | BELGIQUE LUXBG | | | | | | | | | | | |
| | | | | | | | | | ALLEMAGNE RF | | | | | | | | | | | |
| | | | | | | | | | SUEDE | | | | | | | | | | | |
| | | | | | | | | | PTOM BRIT AM | | | | | | | | | | | |
| | | | | | | | | | 665 | | | | | | | | | | | |
| | | | | | | | | | VERRERIE | | | | | | | | | | | |
| | | | | | | | | | GLASWAREN | | | | | | | | | | | |
| | | | | | | | | | M O N D E T | | | | | | | | | | | |
| | | | | | | | | | FRANCE | | | | | | | | | | | |
| | | | | | | | | | BELGIQUE LUXBG | | | | | | | | | | | |
| | | | | | | | | | ALLEMAGNE RF | | | | | | | | | | | |
| | | | | | | | | | ITALIE | | | | | | | | | | | |
| | | | | | | | | | SUEDE | | | | | | | | | | | |
| | | | | | | | | | ..ALGERIE | | | | | | | | | | | |
| | | | | | | | | | ETATS UNIS | | | | | | | | | | | |
| | | | | | | | | | CANAL PANAMA | | | | | | | | | | | |

Werte: 1000 \$ — Mengen: Tonnen falls nicht anders vermerkt (Abkürzungen siehe Anhang)
Y: siehe im Anhang Anmerkungen zu den Waren

Valeurs: 1000 \$ — Quantités: Tonnes sauf indication contraire (Voir abrégations en Annexe)
Y: voir notes par produits en Annexe

Tab. 2

import 1961

| WAREN - PRODUIT | | | MENGE | WERTE | WAREN - PRODUIT | | | MENGE | WERTE | WAREN - PRODUIT | | | MENGE | WERTE |
|--------------------------------|--|--|-----------------|---------|--------------------|--|--|-----------------|---------|--------------------|--|--|-----------------|---------|
| Ursprung - Origine | | | QUANTITÉ | VALEUR | Ursprung - Origine | | | QUANTITÉ | VALEUR | Ursprung - Origine | | | QUANTITÉ | VALEUR |
| | | | Einheit - Unité | 1000 \$ | | | | Einheit - Unité | 1000 \$ | | | | Einheit - Unité | 1000 \$ |
| 894 | | | | | | | | | | | | | | |
| VOIT ENFANTS ART SPORT JOUETS | | | | | | | | | | | | | | |
| KINDERWAGEN SPORTART SPIELZG | | | | | | | | | | | | | | |
| M O N D E | | | T | 75 | 143 | | | | | | | | | |
| FRANCE | | | | 61 | 131 | | | | | | | | | |
| ALLEMAGNE RF | | | | 1 | 3 | | | | | | | | | |
| ROYAUME UNI | | | | | 1 | | | | | | | | | |
| ETATS UNIS | | | | 1 | 6 | | | | | | | | | |
| ..ANTILLES FR | | | | 11 | 1 | | | | | | | | | |
| 899 | | | | | | | | | | | | | | |
| ARTICLES MANUFACTURES NDA | | | | | | | | | | | | | | |
| BEARBEITETE WAREN A N G | | | | | | | | | | | | | | |
| M O N D E | | | T | 86 | 61 | | | | | | | | | |
| FRANCE | | | | 1 | 1 | | | | | | | | | |
| BELGIOUE LUXBC | | | | 80 | 56 | | | | | | | | | |
| SUEDE | | | | 5 | 4 | | | | | | | | | |
| 931 | | | | | | | | | | | | | | |
| MARCH EN RETOUR TRANSAC SPECIA | | | | | | | | | | | | | | |
| RUFCKWAREN U BESOND EIN U AUSF | | | | | | | | | | | | | | |
| M O N D E | | | T | 23317 | 9824 | | | | | | | | | |
| FRANCE | | | | 19338 | 8683 | | | | | | | | | |
| BELGIOUE LUXBC | | | | 52 | 9 | | | | | | | | | |
| PAYS BAS | | | | 265 | 170 | | | | | | | | | |
| ALLEMAGNE RF | | | | 40 | 43 | | | | | | | | | |
| ITALIE | | | | 13 | 20 | | | | | | | | | |
| ROYAUME UNI | | | | 81 | 73 | | | | | | | | | |
| NORVEGE | | | | | 1 | | | | | | | | | |
| SUEDE | | | | 21 | 24 | | | | | | | | | |
| DANEMARK | | | | 239 | 61 | | | | | | | | | |
| SUISSE | | | | 2 | 17 | | | | | | | | | |
| AUTRICHE | | | | | 1 | | | | | | | | | |
| PORTUGAL | | | | | 6 | | | | | | | | | |
| MAROC | | | | 658 | 31 | | | | | | | | | |
| ..ALGERIE | | | | 95 | 54 | | | | | | | | | |
| ..SENEGAL | | | | 1 | 14 | | | | | | | | | |
| ..GABON | | | | 38 | 14 | | | | | | | | | |
| ..MALGACHE REP | | | | 120 | 29 | | | | | | | | | |
| ETATS UNIS | | | | 600 | 288 | | | | | | | | | |
| CANADA | | | | 6 | 4 | | | | | | | | | |
| DOMINICAINE REP | | | | 4 | 2 | | | | | | | | | |
| ..ANTILLES FR | | | | 1261 | 149 | | | | | | | | | |
| CANAL PANAMA | | | | 58 | 34 | | | | | | | | | |
| VENEZUELA | | | | 5 | 1 | | | | | | | | | |
| ..GUYANE FR | | | | 49 | 32 | | | | | | | | | |
| PTOM BRIT AM | | | | 309 | 39 | | | | | | | | | |
| PTOM NEER AM | | | | 38 | 6 | | | | | | | | | |
| HONG KONG | | | | 2 | 1 | | | | | | | | | |
| NOUV ZELANDE | | | | 20 | 13 | | | | | | | | | |

Werte : 1000 \$ — Mengen : Tonnen falls nicht anders vermerkt (Abkürzungen siehe Anhang)
Y : siehe im Anhang Anmerkungen zu den Waren

Valeurs : 1000 \$ — Quantités : Tonnes sauf indication contraire (Voir abréviations en Annexe)
Y : voir notes par produits en Annexe

Tab. 2

import 1961

| WAREN - PRODUIT | | MENGE | WERTE | WAREN - PRODUIT | | MENGE | WERTE | WAREN - PRODUIT | | MENGE | WERTE |
|------------------------------|---|----------|---------|---------------------------------|------|----------|---------|--------------------------------|-------|----------|---------|
| Origine - Origine | | QUANTITÉ | VALEUR | Origine - Origine | | QUANTITÉ | VALEUR | Origine - Origine | | QUANTITÉ | VALEUR |
| Einheit - Unité | | 1000 \$ | 1000 \$ | Einheit - Unité | | 1000 \$ | 1000 \$ | Einheit - Unité | | 1000 \$ | 1000 \$ |
| NORVEGE | . | | 3 | 421 | | | | 554 | | | |
| SUEDE | . | | 1 | HUILES VEGETALES FIXES DOUCES | | | | SAVONS PRODUITS D'ENTRETIEN | | | |
| DANEMARK | . | | 37 | FETTE PFLANZL OELE MILD | | | | SEIFEN PUTZ UND WASCHMITTEL | | | |
| MAROC | . | | 23 | | | | | | | | |
| ..ALGERIE | . | | 9 | M O N D E T | 433 | 175 | | M O N D E T | 1292 | 282 | |
| TUNISIE | . | | 1 | FRANCE | 402 | 160 | | FRANCE | 1288 | 280 | |
| ..SENEGAL | . | | 15 | ..SENEGAL | 30 | 15 | | PAYS BAS | 1 | 1 | |
| CANADA | . | | 1 | | | | | ..ALGERIE | 3 | 2 | |
| DOMINICAINE REP | . | | 12 | 422 | | | | 561 | | | |
| ..ANTILLES FR | . | | 1 | AUTRES HUILES VEGETALES FIXES | | | | ENGRAIS MANUFACTURES | | | |
| HONDURAS REP | . | | 36 | ANDERE FETTE PFLANZLICHE OELE | | | | CHEMISCHE DUENGEMITTEL | | | |
| ..GUYANE FR | . | | 103 | | | | | | | | |
| PTOM BRIT AM | . | | 267 | M O N D E T | 3181 | 1099 | | M O N D E T | 21813 | 1464 | |
| | | | | FRANCE | 1973 | 722 | | FRANCE | 18850 | 1276 | |
| 243 | | | | BELGIQUE LUXBG | 500 | 158 | | BELGIQUE LUXBG | 1035 | 68 | |
| BOIS FACONNES OU SIMPL TRAV | | | | PAYS BAS | 561 | 173 | | PAYS BAS | 1154 | 82 | |
| HOLZ EINFACH BEARBEITET | | | | DANEMARK | 127 | 37 | | ALLEMAGNE RF | 40 | 1 | |
| | | | | ..ALGERIE | 19 | 9 | | MAROC | 494 | 18 | |
| M O N D E T | | | 610 | TUNISIE | 1 | 1 | | TUNISIE | 241 | 19 | |
| FRANCE | | | 451 | 568 | | | | 581 | | | |
| ALLEMAGNE RF | | | 2 | AUTRES PRODUITS INDUSTRIELS | | | | KUNSTSTOFFE KUNSTHARZE USW | | | |
| NORVEGE | . | | 3 | ANDERE INDUSTRIELLE ERZEUGNISSE | | | | | | | |
| SUEDE | . | | 1 | | | | | M O N D E T | 5 | 5 | |
| CANADA | . | | 5 | M O N D E | | 15120 | | FRANCE | 5 | 5 | |
| DOMINICAINE REP | . | | 178 | FRANCE | | 13499 | | | | | |
| ..ANTILLES FR | . | | 7 | BELGIQUE LUXBG | | 311 | | | | | |
| HONDURAS REP | . | | 382 | PAYS BAS | | 117 | | | | | |
| ..GUYANE FR | . | | 1494 | ALLEMAGNE RF | | 124 | | | | | |
| | | | | ITALIE | | 113 | | | | | |
| 251 | | | | ROYAUME UNI | | 147 | | 599 | | | |
| PATES A PAPIER ET DECHETS | | | | NORVEGE | . | 2 | | PRODUITS CHIMIQUES NDA | | | |
| ZELLSTOFF UND PAPIERABFAELLE | | | | SUEDE | . | 223 | | CHEMISCHE ERZEUGNISSE A N G | | | |
| | | | | DANEMARK | . | 143 | | | | | |
| M O N D E T | | | 56 | SUISSE | . | 13 | | M O N D E T | 540 | 388 | |
| FRANCE | | | 56 | AUTRICHE | . | 1 | | FRANCE | 469 | 340 | |
| | | | | PORTUGAL | . | 9 | | PAYS BAS | 6 | 5 | |
| 271 | | | | ESPAGNE | . | 1 | | ALLEMAGNE RF | 11 | 11 | |
| ENGRAIS NATURELS | | | | MAROC | . | 72 | | MAROC | 6 | 4 | |
| NATURELICHE DUENGEMITTEL | | | | ..ALGERIE | . | 24 | | ETATS UNIS | 12 | 19 | |
| | | | | TUNISIE | . | 19 | | PTOM BRIT AM | 36 | 10 | |
| M O N D E T | | | 625 | ETATS UNIS | | 105 | | | | | |
| FRANCE | | | 296 | CANADA | | 3 | | 629 | | | |
| BELGIQUE LUXBG | | | 2 | HAITI | | 1 | | ART MANUFACT EN CAOUTCHOUC NDA | | | |
| ALLEMAGNE RF | | | 38 | ..ANTILLES FR | | 15 | | BEARE WAREN A KAUTSCHUK A N G | | | |
| MAROC | | | 23 | CANAL PANAMA | | 41 | | | | | |
| PTOM BRIT AM | | | 267 | PTOM BRIT AM | | 59 | | M O N D E T | 530 | 730 | |
| | | | | PTOM NEER AM | | 45 | | FRANCE | 493 | 670 | |
| | | | | UNION INDIENNE | | 1 | | PAYS BAS | | 1 | |
| | | | | JAPON | | 2 | | ALLEMAGNE RF | 5 | 8 | |
| | | | | HONG KONG | | 21 | | ITALIE | 1 | 2 | |
| | | | | CAMBODGE | | 3 | | ROYAUME UNI | 20 | 32 | |
| | | | | PTOM PORTUG AS | | 2 | | SUISSE | 2 | 2 | |
| | | | | | | | | ETATS UNIS | 8 | 13 | |
| | | | | | | | | ..ANTILLES FR | 1 | 1 | |
| | | | | 533 | | | | 641 | | | |
| | | | | PIGMENTS PEINTURES VERNIS | | | | PAPIERS ET CARTONS | | | |
| | | | | PIGMENTE FARBEN LACKE USW | | | | PAPIER UND PAPPE | | | |
| | | | | | | | | | | | |
| | | | | M O N D E T | 553 | 282 | | M O N D E T | 1915 | 453 | |
| | | | | FRANCE | 468 | 233 | | FRANCE | 1914 | 453 | |
| | | | | PAYS BAS | 18 | 9 | | | | | |
| | | | | ROYAUME UNI | 37 | 12 | | | | | |
| | | | | DANEMARK | 3 | 3 | | | | | |
| | | | | ..ALGERIE | 1 | 1 | | | | | |
| | | | | ETATS UNIS | 20 | 19 | | | | | |
| | | | | PTOM BRIT AM | 6 | 5 | | | | | |
| | | | | | | | | | | | |
| | | | | 541 | | | | 651 | | | |
| | | | | PRODUITS MEDICIN ET PHARMACEUT | | | | FILS DE MATIERES TEXTILES | | | |
| | | | | MEDIZIN U PHARM ERZEUGNISSE | | | | GARNE AUS SPINNSTOFFEN | | | |
| | | | | | | | | | | | |
| | | | | M O N D E T | 341 | 762 | | M O N D E T | 18 | 76 | |
| | | | | FRANCE | 341 | 762 | | FRANCE | 14 | 70 | |
| | | | | | | | | ROYAUME UNI | 4 | 6 | |
| | | | | | | | | | | | |
| | | | | 553 | | | | 652 | | | |
| | | | | PARFUMERIE ET PROD DE BEAUTE | | | | TISSUS COTON SAUF TISSUS SPEC | | | |
| | | | | RIECH UND SCHOENHEITSMITTEL | | | | BAUMWOLLGEWEBE | | | |
| | | | | | | | | | | | |
| | | | | M O N D E T | 209 | 476 | | M O N D E T | 384 | 1145 | |
| | | | | FRANCE | 189 | 451 | | FRANCE | 344 | 1041 | |
| | | | | ROYAUME UNI | 3 | 4 | | BELGIQUE LUXBG | 1 | 2 | |
| | | | | ..ALGERIE | 14 | 19 | | PAYS BAS | 4 | 11 | |
| | | | | CANAL PANAMA | 2 | 1 | | ALLEMAGNE RF | 13 | 36 | |
| | | | | PTOM NEER AM | 1 | 1 | | ITALIE | 1 | 3 | |
| | | | | | | | | ROYAUME UNI | 2 | 5 | |
| | | | | | | | | SUISSE | 1 | 6 | |
| | | | | | | | | PORTUGAL | 4 | 8 | |
| | | | | | | | | ETATS UNIS | 1 | 3 | |

Werte: 1000 \$ — Mengen: Tonnen falls nicht anders vermerkt (Abkürzungen siehe Anhang)
 Y: siehe im Anhang Anmerkungen zu den Waren

Valeurs: 1000 \$ — Quantités: Tonnes sauf indication contraire (Voir abréviations en Annexe)
 Y: voir notes par produits en Annexe

Tab. 2

import 1961

Martinique

| WAREN - PRODUIT | | | WAREN - PRODUIT | | | WAREN - PRODUIT | | |
|--------------------------------|--------------------------------------|----------------------------|-----------------------------------|--------------------------------------|----------------------------|--------------------------------|--------------------------------------|----------------------------|
| Ursprung - Origine | MENGE QUANTITÉ Einheit - Unité | WERTE VALEUR 1000 \$ | Ursprung - Origine | MENGE QUANTITÉ Einheit - Unité | WERTE VALEUR 1000 \$ | Ursprung - Origine | MENGE QUANTITÉ Einheit - Unité | WERTE VALEUR 1000 \$ |
| CANADA | | 1 | Y | | | FAYS BAS | 1 | 8 |
| CANAL PANAMA | 5 | 12 | 696 | | | ALLEMAGNE RF | 33 | 83 |
| PTOM BRIT AM | 7 | 13 | COUTELLERIE ET COUVERTS | | | ITALIE | 11 | 45 |
| PTOM NEER AM | 1 | 3 | SCHNEIDWAREN UND BESTECKE | | | ROYAUME UNI | 83 | 131 |
| UNION INDIENNE | | 1 | | | | SUEDE | 39 | 80 |
| Y | | | M O N D E T | 138 | 284 | DANEMARK | 4 | 6 |
| 653 | | | FRANCE | 112 | 237 | SUISSE | 3 | 23 |
| AUTRES TISSUS SAUF SPECIAUX | | | PAYS BAS | | 1 | UNION SUD AFR | 2 | 4 |
| ANDERE GEWEBE | | | ALLEMAGNE RF | 1 | 2 | ETATS UNIS | 281 | 844 |
| | | | ITALIE | | 1 | CANADA | 1 | 9 |
| M O N D E T | 152 | 594 | ROYAUME UNI | 18 | 30 | ..ANTILLES FR | 12 | 11 |
| FRANCE | 93 | 423 | SUEDE | 4 | 4 | CANAL PANAMA | 7 | 9 |
| PAYS BAS | 1 | 1 | ETATS UNIS | 2 | 7 | | | |
| ALLEMAGNE RF | 19 | 46 | CANADA | | 2 | | | |
| ITALIE | 17 | 51 | | | | | | |
| ROYAUME UNI | 13 | 48 | 697 | | | 723 | | |
| PORTUGAL | | 1 | ARTICLES METAL USAGE DOMEST | | | FILS CABLES ISOLAT ETC P ELEC | | |
| ETATS UNIS | 1 | 3 | METALLWAREN VORW F HAUSGEBR | | | DRAHTE KABEL ISOLATOREN F EL | | |
| CANAL PANAMA | 4 | 11 | M O N D E T | 63 | 115 | M O N D E T | 106 | 136 |
| PTOM BRIT AM | 5 | 10 | FRANCE | 62 | 111 | FRANCE | 100 | 129 |
| PTOM NEER AM | 1 | 2 | ALLEMAGNE RF | | 2 | PAYS BAS | 1 | 1 |
| Y | | | ..ALGERIE | 1 | 2 | ALLEMAGNE RF | 3 | 3 |
| 655 | | | | | | ..ALGERIE | 1 | 1 |
| TISSUS SPECIAUX ARTIC ASSIMIL | | | 7 | | | ETATS UNIS | 1 | 2 |
| SPEZIALGEWEBE UND ERZEUGNISSE | | | MACHINES ET MATERIEL DE TRANSPORT | | | | | |
| M O N D E T | 451 | 225 | MACHINEN UND FAHRZEUGE | | | 724 | | |
| FRANCE | 451 | 225 | | | | APPAR POUR TELECOMMUNICATIONS | | |
| 656 | | | M O N D E | | 8306 | APP F TELEGR TELEPHON FERNSH | | |
| ARTICLES EN MAT TEXTILES NDA | | | FRANCE | | 5866 | M O N D E T | 49 | 472 |
| SPINNSTOFFWAREN A N G | | | BELGIQUE LUXBG | | 53 | FRANCE | 41 | 415 |
| M O N D E T | 1093 | 464 | PAYS BAS | | 39 | PAYS BAS | 1 | 9 |
| FRANCE | 1030 | 455 | ALLEMAGNE RF | | 453 | ALLEMAGNE RF | 6 | 30 |
| PAYS BAS | 12 | 2 | ITALIE | | 238 | NORVEGE | 1 | 11 |
| MAROC | 12 | 1 | ROYAUME UNI | | 359 | SUEDE | | 1 |
| ETATS UNIS | 5 | 1 | NORVEGE | | 11 | ETATS UNIS | | 1 |
| PTOM BRIT AM | 4 | 1 | SUEDE | | 88 | ..ANTILLES FR | 1 | 5 |
| PTOM NEER AM | 8 | 1 | DANEMARK | | 8 | | | |
| CAMBODGE | 17 | 3 | SUISSE | | 34 | 725 | | |
| 661 | | | AUTRICHE | | 2 | MACH ET APP ELECTRIQUES N D A | | |
| CHAUX CIMENTS OUVR PR BATIMENT | | | ..ALGERIE | | 1 | ELEKTR MASCHINEN U APP A N G | | |
| KALK ZEMENT UND BAUSTOFFE | | | UNION SUD AFR | | 4 | M O N D E T | 481 | 972 |
| M O N D E T | 46078 | 812 | ETATS UNIS | | 1104 | FRANCE | 423 | 861 |
| FRANCE | 15144 | 280 | CANADA | | 11 | BELGIQUE LUXBG | | 7 |
| BELGIQUE LUXBG | 9540 | 176 | ..ANTILLES FR | | 19 | PAYS BAS | 2 | 7 |
| SUEDE | 13538 | 218 | CANAL PANAMA | | 14 | ALLEMAGNE RF | 26 | 25 |
| DANEMARK | 7856 | 137 | PTOM BRIT AM | | 1 | ROYAUME UNI | 17 | 31 |
| Y | | | | | | SUEDE | 3 | 7 |
| 665 | | | 712 | | | DANEMARK | 2 | 2 |
| VERRERIE | | | TRACTEURS MACH ET APPAR AGRICO | | | ETATS UNIS | 7 | 36 |
| GLASWAREN | | | SCHLEPPER MASCHIN APP F LANDW | | | PTOM BRIT AM | | 1 |
| M O N D E T | 1416 | 471 | M O N D E T | 149 | 208 | | | |
| FRANCE | 1315 | 445 | FRANCE | 77 | 117 | 732 | | |
| BELGIQUE LUXBG | 60 | 12 | ITALIE | 14 | 13 | VEHICULES AUTOMOBILES ROUTIERS | | |
| PAYS BAS | 1 | 1 | ROYAUME UNI | 29 | 29 | KRAFTFAHRZEUGE | | |
| ALLEMAGNE RF | 2 | 3 | ETATS UNIS | 28 | 48 | M O N D E T | 2523 | 3672 |
| SUEDE | 1 | 1 | CANADA | 1 | 1 | FRANCE | 2000 | 2855 |
| ETATS UNIS | 1 | 2 | | | | BELGIQUE LUXBG | 7 | 12 |
| CANAL PANAMA | 7 | 2 | 717 | | | PAYS BAS | 11 | 14 |
| PTOM BRIT AM | 28 | 4 | MACH PR TEXT CUIR MAC A COUDRE | | | ALLEMAGNE RF | 190 | 302 |
| 666 | | | MACH F TEXTIL LEGER NAEHMASCH | | | ITALIE | 114 | 173 |
| ARTICLES EN MATIER CERAMIQUE | | | M O N D E T | 16 | 56 | ROYAUME UNI | 109 | 148 |
| FEINKERAMISCHE ERZEUGNISSE | | | FRANCE | 5 | 16 | AUTRICHE | 1 | 2 |
| M O N D E T | 2172 | 462 | ALLEMAGNE RF | 3 | 10 | ETATS UNIS | 90 | 162 |
| FRANCE | 2170 | 460 | ITALIE | 2 | 7 | CANADA | | 1 |
| BELGIQUE LUXBG | | 1 | ROYAUME UNI | 3 | 9 | ..ANTILLES FR | 2 | 3 |
| 671 | | | SUISSE | 2 | 11 | | | |
| SPIEGEL FONTES FERRO ALLIAGES | | | ETATS UNIS | 1 | 2 | 733 | | |
| ROHEISEN SPIEGELEISEN FERROLEG | | | Y | | | VEHIC ROUT AUT QUE AUTOMOBILES | | |
| M O N D E T | 9974 | 1581 | 718 | | | STRASSENFAHRZEUGE O KRAFTANTR | | |
| FRANCE | 9928 | 1561 | MACH PR AUT INDUS SPECIALISEES | | | M O N D E T | 3 | 6 |
| BELGIQUE LUXBG | 18 | 5 | MACH F BESOND GEN INDUSTRIEN | | | FRANCE | 3 | 6 |
| ALLEMAGNE RF | 5 | 7 | M O N D E T | 90 | 70 | | | |
| ETATS UNIS | 17 | 6 | FRANCE | 36 | 46 | 821 | | |
| ..ANTILLES FR | 5 | 2 | ROYAUME UNI | 17 | 11 | MEUBLES | | |
| | | | ETATS UNIS | 19 | 9 | MOEBEL | | |
| | | | CANAL PANAMA | 17 | 5 | M O N D E T | 730 | 664 |
| | | | Y | | | FRANCE | 704 | 639 |
| | | | 719 | | | ALLEMAGNE RF | 1 | 2 |
| | | | MACHINES ET APPAREILS NDA | | | ITALIE | 18 | 13 |
| | | | MACHINEN UND APPAREILS ANG | | | ROYAUME UNI | 3 | 2 |
| | | | M O N D E T | 1270 | 2714 | SUISSE | 1 | 1 |
| | | | FRANCE | 782 | 1421 | ETATS UNIS | 2 | 4 |
| | | | BELGIQUE LUXBG | 11 | 40 | | | |

Werte: 1000 \$ — Mengen: Tonnen falls nicht anders vermerkt (Abkürzungen siehe Anhang)
Y: siehe im Anhang Anmerkungen zu den Waren

Valeurs: 1000 \$ — Quantités: Tonnes sauf indication contraire (Voir abréviations en Annexe)
Y: voir notes par produits en Annexe

Tab. 2

import 1961

| WAREN - PRODUIT | | | MENGE QUANTITÉ | | WERTE VALEUR | | WAREN - PRODUIT | | | MENGE QUANTITÉ | | WERTE VALEUR | | WAREN - PRODUIT | | | MENGE QUANTITÉ | | WERTE VALEUR | |
|-------------------------------|--|--|-------------------|--|--------------|--|--------------------------------|--|--|-------------------|--|--------------|--|----------------------|--|--|-------------------|--|--------------|--|
| ↳ Ursprung - Origine | | | ↳ Einheit - Unité | | ↳ 1000 \$ | | ↳ Ursprung - Origine | | | ↳ Einheit - Unité | | ↳ 1000 \$ | | ↳ Ursprung - Origine | | | ↳ Einheit - Unité | | ↳ 1000 \$ | |
| CANAL PANAMA | | | | | 2 | | 899 | | | | | | | | | | | | | |
| PTOM BRIT AM | | | 1 | | 1 | | ARTICLES MANUFACTURES NDA | | | | | | | | | | | | | |
| Y | | | | | | | BEARBEITETE WAREN A N G | | | | | | | | | | | | | |
| 841 | | | | | | | M O N D E T | | | 63 | | 48 | | | | | | | | |
| VETEMENTS | | | | | | | BELGIQUE LUXBG | | | 62 | | 47 | | | | | | | | |
| BEKLEIDUNG | | | | | | | S31 | | | | | | | | | | | | | |
| M O N D E T | | | 234 | | 1455 | | MARCH EN RETOUR TRANSAC SPECIA | | | | | | | | | | | | | |
| FRANCE | | | 200 | | 1306 | | RUECKWAREN U BESOND EIN U AUSF | | | | | | | | | | | | | |
| ALLEMAGNE RF | | | | | 3 | | M O N D E T | | | 28238 | | 10791 | | | | | | | | |
| ITALIE | | | 5 | | 31 | | FRANCE | | | 21848 | | 9017 | | | | | | | | |
| ROYAUME UNI | | | | | 2 | | BELGIQUE LUXBG | | | 115 | | 59 | | | | | | | | |
| DANEMARK | | | | | 3 | | PAYS BAS | | | 366 | | 95 | | | | | | | | |
| SUISSE | | | | | 1 | | ALLEMAGNE RF | | | 82 | | 61 | | | | | | | | |
| MAROC | | | | | 4 | | ITALIE | | | 2 | | 7 | | | | | | | | |
| ETATS UNIS | | | | | 6 | | ROYAUME UNI | | | 97 | | 94 | | | | | | | | |
| ..ANTILLES FR | | | | | 11 | | IRLANDE | | | 4 | | 1 | | | | | | | | |
| CANAL PANAMA | | | | | 11 | | NORVEGE | | | 259 | | 57 | | | | | | | | |
| PTOM BRIT AM | | | | | 3 | | SUEDE | | | 340 | | 106 | | | | | | | | |
| PTOM NEER AM | | | | | 8 | | DANEMARK | | | 334 | | 44 | | | | | | | | |
| JAPON | | | | | 1 | | SUISSE | | | 4 | | 57 | | | | | | | | |
| HONG KONG | | | | | 7 | | AUTRICHE | | | 3 | | 3 | | | | | | | | |
| PTOM PORTUG AS | | | | | 2 | | PORTUGAL | | | | | 1 | | | | | | | | |
| 851 | | | | | | | ESPAGNE | | | 1 | | 2 | | | | | | | | |
| CHAUSSURES | | | | | | | MAROC | | | 31 | | 7 | | | | | | | | |
| SCHUHE | | | | | | | ..ALGERIE | | | 100 | | 32 | | | | | | | | |
| M O N D E T | | | 258 | | 1003 | | ..SENEGAL | | | 17 | | 2 | | | | | | | | |
| FRANCE | | | 244 | | 940 | | ..COTE IVOIRE | | | 5 | | 3 | | | | | | | | |
| PAYS BAS | | | | | 1 | | ..CABON | | | 2 | | 1 | | | | | | | | |
| ITALIE | | | | | 1 | | ..CONGO BRAZZA | | | 1 | | 4 | | | | | | | | |
| SUISSE | | | | | 9 | | ..MALGACHE REP | | | 8 | | 7 | | | | | | | | |
| MAROC | | | | | 10 | | ETATS UNIS | | | 557 | | 329 | | | | | | | | |
| ETATS UNIS | | | | | 1 | | CANADA | | | 3 | | 6 | | | | | | | | |
| 861 | | | | | | | MEXIQUE | | | 2 | | 2 | | | | | | | | |
| APP SCIENTIF ET D OPTIQUE | | | | | | | HAITI | | | | | 1 | | | | | | | | |
| FEINMECH U OPT ERZEUGNISSE | | | | | | | DOMINICAINE REP | | | 195 | | 59 | | | | | | | | |
| M O N D E T | | | 91 | | 307 | | ..ANTILLES FR | | | 634 | | 72 | | | | | | | | |
| FRANCE | | | 86 | | 287 | | CANAL PANAMA | | | 119 | | 86 | | | | | | | | |
| PAYS BAS | | | | | 1 | | VENEZUELA | | | 374 | | 228 | | | | | | | | |
| ALLEMAGNE RF | | | | | 2 | | ..GUYANE FR | | | 86 | | 28 | | | | | | | | |
| ITALIE | | | | | 1 | | PTOM BRIT AM | | | 2516 | | 276 | | | | | | | | |
| ROYAUME UNI | | | | | 1 | | PTOM NEER AM | | | 77 | | 15 | | | | | | | | |
| SUISSE | | | | | 1 | | HONG KONG | | | 2 | | 5 | | | | | | | | |
| AUTRICHE | | | | | 1 | | NOUV ZELANDE | | | 52 | | 23 | | | | | | | | |
| ETATS UNIS | | | | | 1 | | ..OCEANIE FRANC | | | | | 2 | | | | | | | | |
| ..ANTILLES FR | | | | | 1 | | | | | | | | | | | | | | | |
| 892 | | | | | | | | | | | | | | | | | | | | |
| OUVRAGES IMPRIMES | | | | | | | | | | | | | | | | | | | | |
| DRUCKEREIERZEUGNISSE | | | | | | | | | | | | | | | | | | | | |
| M O N D E T | | | 49 | | 116 | | | | | | | | | | | | | | | |
| FRANCE | | | 47 | | 114 | | | | | | | | | | | | | | | |
| ETATS UNIS | | | | | 1 | | | | | | | | | | | | | | | |
| HAITI | | | | | 1 | | | | | | | | | | | | | | | |
| 893 | | | | | | | | | | | | | | | | | | | | |
| ARTICLES EN MATIERES PLASTIC | | | | | | | | | | | | | | | | | | | | |
| KUNSTSTOFFWAREN | | | | | | | | | | | | | | | | | | | | |
| M O N D E T | | | 216 | | 312 | | | | | | | | | | | | | | | |
| FRANCE | | | 209 | | 302 | | | | | | | | | | | | | | | |
| ITALIE | | | | | 1 | | | | | | | | | | | | | | | |
| ROYAUME UNI | | | | | 3 | | | | | | | | | | | | | | | |
| SUISSE | | | | | 1 | | | | | | | | | | | | | | | |
| ESPAGNE | | | | | 1 | | | | | | | | | | | | | | | |
| ETATS UNIS | | | | | 1 | | | | | | | | | | | | | | | |
| CANAL PANAMA | | | | | 1 | | | | | | | | | | | | | | | |
| PTOM BRIT AM | | | | | 1 | | | | | | | | | | | | | | | |
| 894 | | | | | | | | | | | | | | | | | | | | |
| VOIT ENFANTS ART SPORT JOUETS | | | | | | | | | | | | | | | | | | | | |
| KINDERWAGEN SPORTART SPIELZG | | | | | | | | | | | | | | | | | | | | |
| M O N D E T | | | 64 | | 144 | | | | | | | | | | | | | | | |
| FRANCE | | | 62 | | 133 | | | | | | | | | | | | | | | |
| ITALIE | | | | | 1 | | | | | | | | | | | | | | | |
| ROYAUME UNI | | | | | 1 | | | | | | | | | | | | | | | |
| NORVEGE | | | | | 1 | | | | | | | 2 | | | | | | | | |
| ETATS UNIS | | | | | 1 | | | | | | | 6 | | | | | | | | |
| JAPON | | | | | 1 | | | | | | | 1 | | | | | | | | |

Werte: 1000 \$ — Mengen: Tonnen falls nicht anders vermerkt (Abkürzungen siehe Anhang)
 Y: siehe im Anhang Anmerkungen zu den Waren

Valeurs: 1000 \$ — Quantités: Tonnes sauf indication contraire (Voir abréviations en Annexe)
 Y: voir notes par produits en Annexe

Tab. 2

import 1961

| WAREN - PRODUIT | | | MENZE | | | WERTE | | | WAREN - PRODUIT | | | MENZE | | | WERTE | | | WAREN - PRODUIT | | | MENZE | | | WERTE | | | | | | | | | | | | | | | | | |
|--------------------|--|--|--------------------------------|--|--|---------------------------------|--|--|--------------------|--|--|-------------------------------|--|--|--------------------------------|--|--|-------------------------------|--|--|-------------------------------|--|--|--------------------------------|--|--|--------------------------------|--|--|-----------|--|--|----|--|--|------|--|--|-----|--|--|
| URSPRUNG - ORIGINE | | | EINHEIT - UNITÉ | | | 1000 \$ | | | URSPRUNG - ORIGINE | | | EINHEIT - UNITÉ | | | 1000 \$ | | | URSPRUNG - ORIGINE | | | EINHEIT - UNITÉ | | | 1000 \$ | | | | | | | | | | | | | | | | | |
| Y | | | Y | | | Y | | | Y | | | Y | | | Y | | | Y | | | Y | | | Y | | | | | | | | | | | | | | | | | |
| 341 | | | GAZ NATURELS ET GAZ D USINE | | | ERDGAS UND INDUSTRIEGASE | | | FRANCE | | | 75 | | | 6 | | | Y | | | 665 | | | VERRERIE | | | GLASWAREN | | | | | | | | | | | | | | |
| M O N D E | | | T | | | 158 | | | 36 | | | BELGIQUE LUXBG | | | 10 | | | 1 | | | M O N D E | | | T | | | 39 | | | 38 | | | | | | | | | | | |
| FRANCE | | | | | | 22 | | | 11 | | | MAROC | | | 10 | | | 1 | | | FRANCE | | | | | | 38 | | | 34 | | | | | | | | | | | |
| FED INDES OCC | | | | | | 4 | | | 4 | | | 599 | | | PRODUITS CHIMIQUES NCA | | | 6 | | | ETATS UNIS | | | | | | 1 | | | 3 | | | | | | | | | | | |
| ••ANTILLES FR | | | | | | 48 | | | 11 | | | CHEMISCHE ERZEUGNISSE A N G | | | 53 | | | 666 | | | ARTICLES EN MATIER CERAMIQUES | | | FEINKERAMISCHE ERZEUGNISSE | | | 69 | | | | | | | | | | | | | | |
| 421 | | | HUILES VEGETALES FIXES DOUCES | | | FETTE PFLANZL OELE MILD | | | M O N D E | | | T | | | 49 | | | 53 | | | M O N D E | | | T | | | 120 | | | 69 | | | | | | | | | | | |
| FRANCE | | | | | | 138 | | | 59 | | | FRANCE | | | 34 | | | 42 | | | FRANCE | | | | | | 127 | | | 51 | | | | | | | | | | | |
| BELGIQUE LUXBG | | | | | | 31 | | | 11 | | | ETATS UNIS | | | 8 | | | 6 | | | ALLEMAGNE RF | | | | | | 53 | | | 17 | | | | | | | | | | | |
| PAYS BAS | | | | | | 121 | | | 40 | | | JAPON | | | 4 | | | 3 | | | 671 | | | SPIEGEL FONTES FERRO ALLIAGES | | | ROHEISEN SPIEGELEISEN FERROLEG | | | 220 | | | | | | | | | | | |
| DANEMARK | | | | | | 15 | | | 5 | | | HONG KONG | | | 2 | | | 2 | | | FRANCE | | | | | | 1226 | | | 220 | | | | | | | | | | | |
| ••ALGERIE | | | | | | 5 | | | 3 | | | 629 | | | ART MANUFACT EN CAOUTCHUC NDA | | | 101 | | | ALLEMAGNE RF | | | | | | 2 | | | 3 | | | | | | | | | | | |
| •SENEGAL | | | | | | 2 | | | 1 | | | BEARB WAREN A KAUTSCHUK A N G | | | 99 | | | 1 | | | FED INDES OCC | | | | | | 3 | | | 1 | | | | | | | | | | | |
| 422 | | | AUTRES HUILES VEGETALES FIXES | | | ANDERE FETTE PFLANZLICHE OELE | | | M O N D E | | | T | | | 65 | | | 101 | | | FRANCE | | | | | | 1221 | | | 216 | | | | | | | | | | | |
| FRANCE | | | | | | 56 | | | 23 | | | FRANCE | | | 64 | | | 99 | | | ALLEMAGNE RF | | | | | | 2 | | | 3 | | | | | | | | | | | |
| BELGIQUE LUXBG | | | | | | 31 | | | 11 | | | ETATS UNIS | | | 1 | | | 1 | | | 696 | | | CCUTELLERIE ET COUVERTS | | | SCHNEIDWAREN UND BESTECKE | | | 59 | | | | | | | | | | | |
| PAYS BAS | | | | | | 121 | | | 40 | | | M O N D E | | | T | | | 1 | | | FRANCE | | | | | | 33 | | | 54 | | | | | | | | | | | |
| DANEMARK | | | | | | 15 | | | 5 | | | FRANCE | | | 1 | | | 1 | | | ALLEMAGNE RF | | | | | | 2 | | | 2 | | | | | | | | | | | |
| ••ALGERIE | | | | | | 5 | | | 3 | | | PAPIERS ET CARTONS | | | PAPIER UND PAPPE | | | 1 | | | ETATS UNIS | | | | | | 1 | | | 3 | | | | | | | | | | | |
| •SENEGAL | | | | | | 2 | | | 1 | | | 641 | | | PAPIERS ET CARTONS | | | PAPIER UND PAPPE | | | 1 | | | FRANCE | | | | | | 1 | | | 1 | | | | | | | | |
| 568 | | | AUTRES PRODUITS INDUSTRIELS | | | ANDERE INDUSTRIELLE ERZEUGNISSE | | | M O N D E | | | T | | | 651 | | | FILS DE MATIERES TEXTILES | | | GARNE AUS SPINNSTOFFEN | | | M O N D E | | | T | | | 36 | | | 59 | | | | | | | | |
| FRANCE | | | | | | 2047 | | | 1778 | | | FRANCE | | | 4 | | | 15 | | | FRANCE | | | | | | 33 | | | 54 | | | | | | | | | | | |
| BELGIQUE LUXBG | | | | | | 37 | | | 37 | | | FRANCE | | | 2 | | | 12 | | | ROYAUME UNI | | | | | | 2 | | | 2 | | | | | | | | | | | |
| ALLEMAGNE RF | | | | | | 37 | | | 37 | | | ROYAUME UNI | | | 2 | | | 3 | | | ROYAUME UNI | | | | | | 10 | | | 10 | | | | | | | | | | | |
| ITALIE | | | | | | 2 | | | 2 | | | 652 | | | TISSUS COTON SAUF TISSUS SPEC | | | BAUMWOLLGEWEBE | | | M O N D E | | | T | | | 40 | | | 145 | | | | | | | | | | | |
| ROYAUME UNI | | | | | | 10 | | | 10 | | | FRANCE | | | 37 | | | 136 | | | ALLEMAGNE RF | | | | | | 1 | | | 1 | | | | | | | | | | | |
| SUEDE | | | | | | 87 | | | 87 | | | ETATS UNIS | | | 2 | | | 7 | | | FRANCE | | | | | | 9 | | | 9 | | | | | | | | | | | |
| MAROC | | | | | | 10 | | | 10 | | | 653 | | | AUTRES TISSUS SAUF SPECIAUX | | | ANDERE GEWEBE | | | M O N D E | | | T | | | 25 | | | 100 | | | | | | | | | | | |
| ETATS UNIS | | | | | | 33 | | | 33 | | | FRANCE | | | 17 | | | 80 | | | ROYAUME UNI | | | | | | 3 | | | 6 | | | | | | | | | | | |
| CANADA | | | | | | 3 | | | 3 | | | ALLEMAGNE RF | | | 3 | | | 9 | | | ROYAUME UNI | | | | | | 3 | | | 6 | | | | | | | | | | | |
| FED INDES OCC | | | | | | 12 | | | 12 | | | ROYAUME UNI | | | 3 | | | 6 | | | ETATS UNIS | | | | | | 1 | | | 2 | | | | | | | | | | | |
| SURINAM | | | | | | 24 | | | 24 | | | FRANCE | | | 1 | | | 2 | | | FED INDES OCC | | | | | | 1 | | | 2 | | | | | | | | | | | |
| JAPON | | | | | | 3 | | | 3 | | | Y | | | 655 | | | TISSUS SPECIAUX ARTIC ASSIMIL | | | SPEZIALGEWEBE UND ERZEUGNISSE | | | M O N D E | | | T | | | 6 | | | 6 | | | | | | | | |
| HONG KONG | | | | | | 4 | | | 4 | | | FRANCE | | | 6 | | | 6 | | | FRANCE | | | | | | 6 | | | 5 | | | | | | | | | | | |
| 533 | | | PIGMENTS PEINTURES VERNIS | | | PIGMENTE FARBEN LACKE USW | | | M O N D E | | | T | | | 76 | | | 45 | | | FRANCE | | | | | | 76 | | | 45 | | | 7 | | | | | | | | |
| FRANCE | | | | | | 76 | | | 45 | | | 654 | | | PRODUITS MEDICIN ET PHARMACEUT | | | MEDIZIN U PHARM ERZEUGNISSE | | | M O N D E | | | T | | | 36 | | | 122 | | | | | | | | | | | |
| 654 | | | PRODUITS MEDICIN ET PHARMACEUT | | | MEDIZIN U PHARM ERZEUGNISSE | | | FRANCE | | | | | | 36 | | | 121 | | | ALLEMAGNE RF | | | | | | 1 | | | 1 | | | | | | | | | | | |
| 553 | | | PARFUMERIE ET PROD DE BEAUTE | | | RIECH UND SCHOENHEITSMITTEL | | | M O N D E | | | T | | | 63 | | | 93 | | | FRANCE | | | | | | 62 | | | 92 | | | | | | | | | | | |
| FRANCE | | | | | | 62 | | | 92 | | | ROYAUME UNI | | | 1 | | | 1 | | | 554 | | | SAVONS PRODUITS D ENTRETIEN | | | SEIFEN PUTZ UND WASCHMITTEL | | | M O N D E | | | T | | | 191 | | | 49 | | |
| ROYAUME UNI | | | | | | 1 | | | 1 | | | FRANCE | | | 191 | | | 49 | | | FRANCE | | | | | | 191 | | | 49 | | | | | | | | | | | |
| 554 | | | SAVONS PRODUITS D ENTRETIEN | | | SEIFEN PUTZ UND WASCHMITTEL | | | M O N D E | | | T | | | 191 | | | 49 | | | 661 | | | CHAUX CEMENTS OUVR PR BATIMENT | | | KALK ZEMENT UND BAUSTOFFE | | | M O N D E | | | T | | | 5370 | | | 120 | | |
| FRANCE | | | | | | 191 | | | 49 | | | FRANCE | | | 84 | | | 3 | | | BELGIQUE LUXBG | | | | | | 1550 | | | 36 | | | | | | | | | | | |
| BELGIQUE LUXBG | | | | | | 1550 | | | 36 | | | SUEDE | | | 3736 | | | 81 | | | 671 | | | MACHINES ET APPAREILS NDA | | | MACHINEN UND APPARATE ANG | | | M O N D E | | | T | | | 173 | | | 452 | | |
| SUEDE | | | | | | 3736 | | | 81 | | | FRANCE | | | 115 | | | 249 | | | BELGIQUE LUXBG | | | | | | 11 | | | 20 | | | | | | | | | | | |
| 661 | | | CHAUX CEMENTS OUVR PR BATIMENT | | | KALK ZEMENT UND BAUSTOFFE | | | M O N D E | | | T | | | 5370 | | | 120 | | | FRANCE | | | | | | 115 | | | 249 | | | | | | | | | | | |
| FRANCE | | | | | | 115 | | | 249 | | | BELGIQUE LUXBG | | | | | | 11 | | | 20 | | | | | | | | | | | | | | | | | | | | |

Werte: 1000 \$ — Mengen: Tonnen falls nicht anders vermerkt (Abkürzungen siehe Anhang)
 Y: siehe im Anhang Anmerkungen zu den Waren

Valeurs: 1000 \$ — Quantités: Tonnes sauf indication contraire (Voir abréviations en Annexe)
 Y: voir notes par produits en Annexe

Tab. 2

import 1961

Guayana Guyane

| WAREN - PRODUIT | | | WAREN - PRODUIT | | | WAREN - PRODUIT | | |
|--------------------------------|-----|--------------------------------------|--------------------------------|------|--------------------------------------|----------------------------|--|--------------------------------------|
| Ursprung - Origine | | MENGE QUANTITÉ Einheit - Unité | Ursprung - Origine | | MENGE QUANTITÉ Einheit - Unité | Ursprung - Origine | | MENGE QUANTITÉ Einheit - Unité |
| WERTE VALEUR 1000 \$ | | | WERTE VALEUR 1000 \$ | | | WERTE VALEUR 1000 \$ | | |
| PAYS BAS | | 1 | 861 | | | | | |
| ALLEMAGNE RF | 6 | 16 | APP SCIENTIF ET D OPTIQUE | | | | | |
| ITALIE | 1 | 4 | FEINMECH U OPT ERZEUGNISSE | | | | | |
| ROYAUME UNI | 3 | 7 | M O N D E T | 7 | 58 | | | |
| SUEDE | 3 | 10 | FRANCE | 6 | 49 | | | |
| SUISSE | 2 | 2 | ALLEMAGNE RF | | 3 | | | |
| ETATS UNIS | 34 | 141 | ETATS UNIS | | 6 | | | |
| 723 | | | 892 | | | | | |
| FILS CARLES ISOLAT ETC P ELEC | | | OUVRAGES IMPRINES | | | | | |
| DRAEHTE KABEL ISOLATOREN F EL | | | DRUCKEREIERZEUGNISSE | | | | | |
| M O N D E T | 34 | 34 | M O N D E T | 4 | 10 | | | |
| FRANCE | 34 | 33 | FRANCE | 4 | 10 | | | |
| 724 | | | 893 | | | | | |
| APPAR POUR TELECOMMUNICATIONS | | | ARTICLES EN MATIERES PLASTIC | | | | | |
| APP F TELEGR TELEPHON FERNSEH | | | KUNSTSTOFFWAREN | | | | | |
| M O N D E T | 6 | 35 | M O N D E T | 16 | 32 | | | |
| FRANCE | 2 | 14 | FRANCE | 14 | 30 | | | |
| PAYS BAS | 1 | 4 | ETATS UNIS | 1 | 2 | | | |
| ALLEMAGNE RF | 4 | 17 | | | | | | |
| 729 | | | 894 | | | | | |
| MACH ET APP ELECTRIQUES N D A | | | VOIT ENFANTS ART SPORT JOUETS | | | | | |
| ELEKTR MASCHINEN U APP A N C | | | KINDERWAGEN SPORTART SPIELZG | | | | | |
| M O N D E T | 68 | 152 | M O N D E T | 14 | 42 | | | |
| FRANCE | 43 | 103 | FRANCE | 14 | 41 | | | |
| PAYS BAS | 2 | 2 | ALLEMAGNE RF | | 1 | | | |
| ALLEMAGNE RF | 5 | 8 | | | | | | |
| ROYAUME UNI | 2 | 3 | | | | | | |
| ETATS UNIS | 17 | 38 | | | | | | |
| 732 | | | 899 | | | | | |
| VEHICULES AUTOMOBILES ROUTIERS | | | ARTICLES MANUFACTURES NDA | | | | | |
| KRAFTFAHRZEUGE | | | BEARBEITETE WAREN A N C | | | | | |
| M O N D E T | 288 | 475 | M O N D E T | 10 | 6 | | | |
| FRANCE | 200 | 339 | SUEDE | 10 | 6 | | | |
| ALLEMAGNE RF | 40 | 60 | | | | | | |
| ITALIE | 8 | 12 | | | | | | |
| ROYAUME UNI | 6 | 8 | | | | | | |
| ETATS UNIS | 34 | 55 | | | | | | |
| 733 | | | 931 | | | | | |
| VEHIC ROUT AUT OUE AUTOMOBILES | | | MARCH EN RETOUR TRANSAC SPECIA | | | | | |
| STRASSENFAHRZEUGE O KRAFTANTR | | | RUECKWAREN U BESOND EIN U AUSF | | | | | |
| M O N D E T | 12 | 25 | M O N D E T | 3179 | 1630 | | | |
| FRANCE | 12 | 25 | FRANCE | 2727 | 1377 | | | |
| | | | BELGIE LUXBO | | 1 | | | |
| | | | PAYS BAS | | 4 | | | |
| | | | ALLEMAGNE RF | | 12 | | | |
| | | | ITALIE | | 1 | | | |
| | | | ROYAUME UNI | | 20 | | | |
| | | | SUEDE | | 1 | | | |
| | | | DANEMARK | | 1 | | | |
| | | | SUISSE | | 3 | | | |
| | | | MAROC | | 12 | | | |
| | | | ALGERIE | | 7 | | | |
| | | | SENEGAL | | 3 | | | |
| | | | CABON | | 2 | | | |
| | | | MALGACHE REP | | 14 | | | |
| | | | RHODESIE NYASSA | | 1 | | | |
| | | | ETATS UNIS | | 40 | | | |
| | | | CANADA | | 3 | | | |
| | | | FED INDES OCC | | 17 | | | |
| | | | ANTILLES FR | | 159 | | | |
| | | | VENEZUELA | | 33 | | | |
| | | | GUYANE BRIT | | 34 | | | |
| | | | SURINAM | | 54 | | | |
| | | | BRESIL | | 26 | | | |
| | | | JAPON | | 2 | | | |
| | | | HONG KONG | | 4 | | | |
| Y | | | | | | | | |
| 841 | | | | | | | | |
| VETEMENTS | | | | | | | | |
| BEKLEIDUNG | | | | | | | | |
| M O N D E T | 48 | 312 | | | | | | |
| FRANCE | 42 | 277 | | | | | | |
| ETATS UNIS | | 2 | | | | | | |
| FED INDES OCC | 2 | 9 | | | | | | |
| SURINAM | 4 | 23 | | | | | | |
| 851 | | | | | | | | |
| CHAUSSURES | | | | | | | | |
| SCHUHE | | | | | | | | |
| M O N D E T | 38 | 183 | | | | | | |
| FRANCE | 35 | 167 | | | | | | |
| ITALIE | | 2 | | | | | | |
| MAROC | 1 | 9 | | | | | | |
| CANADA | 1 | 3 | | | | | | |
| HONG KONG | 1 | 2 | | | | | | |

Werte: 1000 \$ — Mengen: Tonnen falls nicht anders vermerkt (Abkürzungen siehe Anhang)
Y: siehe im Anhang Anmerkungen zu den Waren

Valeurs: 1000 \$ — Quantités: Tonnes sauf indication contraire (Voir abréviations en Annexe)
Y: voir notes par produits en Annexe

Tab. 2

import 1961

Réunion

| WAREN - PRODUIT | | | MENGES | | | WERTE | | | WAREN - PRODUIT | | | MENGES | | | WERTE | | | WAREN - PRODUIT | | | MENGES | | | WERTE | | |
|---|--|--|-----------------|--|--|---------|--|--|---|--|--|-----------------|--|--|---------|--|--|--|--|--|-----------------|--|--|---------|--|--|
| Ursprung - Origine | | | Einheit - Unité | | | 1000 \$ | | | Ursprung - Origine | | | Einheit - Unité | | | 1000 \$ | | | Ursprung - Origine | | | Einheit - Unité | | | 1000 \$ | | |
| 01 PROD ALIMENTAIRES BOISSONS TABAC NAHRUNGS UND GENUSSMITTEL | | | | | | | | | 031 POISSONS FISCH | | | | | | | | | 062 PREPARATIONS A BASE DE SUCRE ZUCKERWAREN | | | | | | | | |
| M O N D E T 14099 | | | | | | | | | M O N D E T 1415 681 | | | | | | | | | M O N D E T 192 154 | | | | | | | | |
| FRANCE 4863 | | | | | | | | | FRANCE 1183 600 | | | | | | | | | FRANCE 182 148 | | | | | | | | |
| BELGIQUE LUXBG 9 | | | | | | | | | NORVEGE 97 29 | | | | | | | | | PAYS BAS 7 5 | | | | | | | | |
| PAYS BAS 167 | | | | | | | | | * SENEGAL 1 | | | | | | | | | * ALGERIE 1 1 | | | | | | | | |
| ROYAUME UNI 29 | | | | | | | | | * MALGACHE REP 19 10 | | | | | | | | | ISRAEL 2 1 | | | | | | | | |
| IRLANDE 7 | | | | | | | | | UNION SUD AFR 53 18 | | | | | | | | | | | | | | | | | |
| NORVEGE 30 | | | | | | | | | AFR OR BRIT NS 33 11 | | | | | | | | | | | | | | | | | |
| SUEDE 2 | | | | | | | | | * ST PIERRE MIO 30 11 | | | | | | | | | | | | | | | | | |
| DANEMARK 19 | | | | | | | | | | | | | | | | | | | | | | | | | | |
| SUISSE 2 | | | | | | | | | | | | | | | | | | | | | | | | | | |
| PORTUGAL 4 | | | | | | | | | | | | | | | | | | | | | | | | | | |
| MAROC 211 | | | | | | | | | | | | | | | | | | | | | | | | | | |
| * ALGERIE 655 | | | | | | | | | | | | | | | | | | | | | | | | | | |
| TUNISIE 10 | | | | | | | | | | | | | | | | | | | | | | | | | | |
| * SENEGAL 2 | | | | | | | | | | | | | | | | | | | | | | | | | | |
| * COTE IVOIRE 1 | | | | | | | | | | | | | | | | | | | | | | | | | | |
| * DAHOMEY 21 | | | | | | | | | | | | | | | | | | | | | | | | | | |
| * MALGACHE REP 2715 | | | | | | | | | | | | | | | | | | | | | | | | | | |
| UNION SUD AFR 28 | | | | | | | | | | | | | | | | | | | | | | | | | | |
| AFR OR BRIT NS 25 | | | | | | | | | | | | | | | | | | | | | | | | | | |
| ETATS UNIS 1 | | | | | | | | | | | | | | | | | | | | | | | | | | |
| CANADA 1 | | | | | | | | | | | | | | | | | | | | | | | | | | |
| * ST PIERRE MIO 11 | | | | | | | | | | | | | | | | | | | | | | | | | | |
| ISRAEL 2 | | | | | | | | | | | | | | | | | | | | | | | | | | |
| UNION BIRMANE 60 | | | | | | | | | | | | | | | | | | | | | | | | | | |
| HONG KONG 1 | | | | | | | | | | | | | | | | | | | | | | | | | | |
| CAMBODGE 3941 | | | | | | | | | | | | | | | | | | | | | | | | | | |
| VIETNAM SUD 1282 | | | | | | | | | | | | | | | | | | | | | | | | | | |
| SINGAPOUR 2 | | | | | | | | | | | | | | | | | | | | | | | | | | |
| | | | | | | | | | 032 PREP CONSERV POISSONS ET CRUST FISCHZUBEREITUNGEN U KONSERVEN | | | | | | | | | 071 CAFE KAFFEE | | | | | | | | |
| | | | | | | | | | M O N D E T 605 353 | | | | | | | | | M O N D E T 1017 635 | | | | | | | | |
| | | | | | | | | | FRANCE 199 124 | | | | | | | | | FRANCE 5 10 | | | | | | | | |
| | | | | | | | | | PAYS BAS 44 17 | | | | | | | | | * MALGACHE REP 1013 625 | | | | | | | | |
| | | | | | | | | | NORVEGE 1 1 | | | | | | | | | | | | | | | | | |
| | | | | | | | | | MAROC 317 188 | | | | | | | | | | | | | | | | | |
| | | | | | | | | | * ALGERIE 2 2 | | | | | | | | | | | | | | | | | |
| | | | | | | | | | TUNISIE 18 10 | | | | | | | | | | | | | | | | | |
| | | | | | | | | | UNION SUD AFR 23 10 | | | | | | | | | | | | | | | | | |
| | | | | | | | | | CANADA 1 1 | | | | | | | | | | | | | | | | | |
| | | | | | | | | | HONG KONG 1 1 | | | | | | | | | | | | | | | | | |
| | | | | | | | | | | | | | | | | | | | | | | | | | | |
| | | | | | | | | | 042 RIZ REIS | | | | | | | | | 091 MARGARINE ET GRAISSSES ALIMENT MARGARINE UND AND SPEISEFETTE | | | | | | | | |
| | | | | | | | | | M O N D E T 43783 4922 | | | | | | | | | M O N D E T 14 9 | | | | | | | | |
| | | | | | | | | | * MALGACHE REP 2228 284 | | | | | | | | | FRANCE 11 8 | | | | | | | | |
| | | | | | | | | | UNION BIRMANE 498 60 | | | | | | | | | PAYS BAS 2 1 | | | | | | | | |
| | | | | | | | | | CAMBODGE 30373 3392 | | | | | | | | | ROYAUME UNI 22 2 | | | | | | | | |
| | | | | | | | | | VIETNAM SUD 10684 1187 | | | | | | | | | PORTUGAL 30 18 | | | | | | | | |
| | | | | | | | | | | | | | | | | | | MAROC 3763 500 | | | | | | | | |
| | | | | | | | | | | | | | | | | | | * ALGERIE 9 2 | | | | | | | | |
| | | | | | | | | | | | | | | | | | | SINGAPOUR 2 | | | | | | | | |
| | | | | | | | | | | | | | | | | | | | | | | | | | | |
| 001 ANIMAUX VIVANTS LEBENDE TIERE | | | | | | | | | 044 MAIS MAIS | | | | | | | | | Y 122 TABACS MANUFACTURES TABAKWAREN | | | | | | | | |
| M O N D E T 1112 259 | | | | | | | | | M O N D E T 16804 1190 | | | | | | | | | M O N D E T 406 479 | | | | | | | | |
| * MALGACHE REP 1112 259 | | | | | | | | | FRANCE 3705 282 | | | | | | | | | FRANCE 74 121 | | | | | | | | |
| | | | | | | | | | * MALGACHE REP 3695 266 | | | | | | | | | BELGIQUE LUXBG 1 6 | | | | | | | | |
| | | | | | | | | | CAMBODGE 7908 547 | | | | | | | | | PAYS BAS 2 2 | | | | | | | | |
| | | | | | | | | | VIETNAM SUD 1496 95 | | | | | | | | | ROYAUME UNI 4 17 | | | | | | | | |
| | | | | | | | | | | | | | | | | | | IRLANDE 1 7 | | | | | | | | |
| | | | | | | | | | | | | | | | | | | SUISSE 1 2 | | | | | | | | |
| | | | | | | | | | | | | | | | | | | PORTUGAL 2 2 | | | | | | | | |
| | | | | | | | | | | | | | | | | | | * ALGERIE 157 120 | | | | | | | | |
| | | | | | | | | | | | | | | | | | | * DAHOMEY 31 21 | | | | | | | | |
| | | | | | | | | | | | | | | | | | | * MALGACHE REP 135 181 | | | | | | | | |
| | | | | | | | | | | | | | | | | | | ETATS UNIS 1 | | | | | | | | |
| 012 VIANDES ETC SECHES SALES FUMES FLEISCH USW EINFACH ZUBEREITET | | | | | | | | | 046 SEMOULE ET FARINE DE FROMENT GRIESS UND MEHL AUS WEIZEN | | | | | | | | | 2 4 MATIERES PREMIERES ROHSTOFFE | | | | | | | | |
| M O N D E T 351 235 | | | | | | | | | M O N D E T 5986 746 | | | | | | | | | M O N D E 2663 | | | | | | | | |
| FRANCE 343 228 | | | | | | | | | FRANCE 5981 746 | | | | | | | | | FRANCE 834 | | | | | | | | |
| * MALGACHE REP 8 7 | | | | | | | | | | | | | | | | | | ALLEMAGNE RF 137 | | | | | | | | |
| | | | | | | | | | | | | | | | | | | ITALIE 3 | | | | | | | | |
| | | | | | | | | | | | | | | | | | | SUEDE 644 | | | | | | | | |
| | | | | | | | | | | | | | | | | | | * SENEGAL 451 | | | | | | | | |
| | | | | | | | | | | | | | | | | | | * CONGO BRAZZA 191 | | | | | | | | |
| | | | | | | | | | | | | | | | | | | MOZAMBIQUE 14 | | | | | | | | |
| | | | | | | | | | | | | | | | | | | * MALGACHE REP 4 | | | | | | | | |
| | | | | | | | | | | | | | | | | | | * REUNION COM 17 | | | | | | | | |
| | | | | | | | | | | | | | | | | | | AFR OR BRIT NS 25 | | | | | | | | |
| | | | | | | | | | | | | | | | | | | ISRAEL 25 | | | | | | | | |
| | | | | | | | | | | | | | | | | | | CAMBODGE 132 | | | | | | | | |
| | | | | | | | | | | | | | | | | | | VIETNAM SUD 68 | | | | | | | | |
| | | | | | | | | | | | | | | | | | | MALAISIE FED 34 | | | | | | | | |
| | | | | | | | | | | | | | | | | | | SINGAPOUR 83 | | | | | | | | |
| 013 PREP ET CONSERVES DE VIANDE FLEISCHZUBEREITUNGEN KONSERVEN | | | | | | | | | 048 PREPAR DE CEREALES DE FARINES ZUBEREITUNGEN A GETREIDEMEHL | | | | | | | | | 243 BOIS FACONNES OU SIMPL TRAV HOLZ EINFACH BEARBEITET | | | | | | | | |
| M O N D E T 454 488 | | | | | | | | | M O N D E T 347 304 | | | | | | | | | M O N D E 13293 1220 | | | | | | | | |
| FRANCE 331 362 | | | | | | | | | FRANCE 324 283 | | | | | | | | | FRANCE 220 22 | | | | | | | | |
| * MALGACHE REP 123 126 | | | | | | | | | BELGIQUE LUXBG 2 2 | | | | | | | | | | | | | | | | | |
| | | | | | | | | | ROYAUME UNI 2 3 | | | | | | | | | | | | | | | | | |
| | | | | | | | | | SUEDE 2 2 | | | | | | | | | | | | | | | | | |
| | | | | | | | | | DANEMARK 14 12 | | | | | | | | | | | | | | | | | |
| | | | | | | | | | MAROC 2 1 | | | | | | | | | | | | | | | | | |
| 022 LAIT ET CREME DE LAIT MILCH UND RAHM | | | | | | | | | 053 PREP ET CONSERVES DE FRUITS OBST SUFD FR ZUBEREIT KONSERVEN | | | | | | | | | | | | | | | | | |
| M O N D E T 1553 886 | | | | | | | | | M O N D E T 231 86 | | | | | | | | | | | | | | | | | |
| FRANCE 1352 812 | | | | | | | | | FRANCE 173 47 | | | | | | | | | | | | | | | | | |
| PAYS BAS 189 69 | | | | | | | | | MAROC 11 4 | | | | | | | | | | | | | | | | | |
| DANEMARK 12 5 | | | | | | | | | * ALGERIE 36 32 | | | | | | | | | | | | | | | | | |
| | | | | | | | | | * SENEGAL 2 1 | | | | | | | | | | | | | | | | | |
| | | | | | | | | | * COTE IVOIRE 4 1 | | | | | | | | | | | | | | | | | |
| | | | | | | | | | ISRAEL 6 1 | | | | | | | | | | | | | | | | | |
| 023 BEURRE BUTTER | | | | | | | | | 054 LEGUMES PLANTES TUBERC ALIMENT GEMUESE PFLANZEN KNOLLEN FERN | | | | | | | | | | | | | | | | | |
| M O N D E T 137 184 | | | | | | | | | M O N D E T 6460 1146 | | | | | | | | | | | | | | | | | |
| FRANCE 121 168 | | | | | | | | | FRANCE 691 173 | | | | | | | | | | | | | | | | | |
| PAYS BAS 15 16 | | | | | | | | | * MALGACHE REP 5671 957 | | | | | | | | | | | | | | | | | |
| AFR OR BRIT NS 1 1 | | | | | | | | | AFR OR BRIT NS 81 13 | | | | | | | | | | | | | | | | | |
| | | | | | | | | | | | | | | | | | | | | | | | | | | |
| 024 FROMAGE ET CAILLEBOTTE KAESE UND QUARK | | | | | | | | | | | | | | | | | | | | | | | | | | |
| M O N D E T 187 225 | | | | | | | | | | | | | | | | | | | | | | | | | | |
| FRANCE 134 180 | | | | | | | | | | | | | | | | | | | | | | | | | | |
| PAYS BAS 51 43 | | | | | | | | | | | | | | | | | | | | | | | | | | |
| DANEMARK 2 2 | | | | | | | | | | | | | | | | | | | | | | | | | | |

Werte : 1000 \$ — Mengen : Tonnes falls nicht anders vermerkt (Abkürzungen siehe Anhang)

Y : siehe im Anhang Anmerkungen zu den Waren

Valuers : 1000 \$ — Quantités : Tonnes sauf indication contraire (Voir abréviations en Annexe)

Y : voir notes par produits en Annexe

Tab. 2

import 1961

| WAREN - PRODUIT | | | | WAREN - PRODUIT | | | | WAREN - PRODUIT | | | |
|--------------------------------|--|-------------------|-----------------|--------------------|--|-------------------|-----------------|--------------------|--|-------------------|-----------------|
| Ursprung - Origine | | MENGE QUANTITÉ | WERTE VALEUR | Ursprung - Origine | | MENGE QUANTITÉ | WERTE VALEUR | Ursprung - Origine | | MENGE QUANTITÉ | WERTE VALEUR |
| | | Einheit - Unité | 1000 \$ | | | Einheit - Unité | 1000 \$ | | | Einheit - Unité | 1000 \$ |
| 892 | | | | | | | | | | | |
| OUVRAGES IMPRIMÉS | | | | | | | | | | | |
| DRUCKEREIERZEUGNISSE | | | | | | | | | | | |
| M O N D E | | T | 84 | FRANCE | | | 203 | | | | |
| FRANCE | | | 84 | | | | 203 | | | | |
| 893 | | | | | | | | | | | |
| ARTICLES EN MATIERES PLASTIC | | | | | | | | | | | |
| KUNSTSTOFFWAREN | | | | | | | | | | | |
| M O N D E | | T | 73 | FRANCE | | | 174 | | | | |
| FRANCE | | | 72 | ALLEMAGNE RF | | | 1 | | | | |
| ALLEMAGNE RF | | | 1 | | | | | | | | |
| 894 | | | | | | | | | | | |
| VOIT ENFANTS ART SPORT JOUETS | | | | | | | | | | | |
| KINDERWAGEN SPORTART SPIELZG | | | | | | | | | | | |
| M O N D E | | T | 88 | FRANCE | | | 245 | | | | |
| FRANCE | | | 87 | ALLEMAGNE RF | | | 2 | | | | |
| ALLEMAGNE RF | | | 1 | | | | 2 | | | | |
| 897 | | | | | | | | | | | |
| BIJOUTERIE JOAILLERIE ORFEVRES | | | | | | | | | | | |
| SCHMUCK GOLD UND SILBERWAREN | | | | | | | | | | | |
| M O N D E | | T | 3 | FRANCE | | | 236 | | | | |
| FRANCE | | | 3 | ALLEMAGNE RF | | | 1 | | | | |
| ALLEMAGNE RF | | | 1 | | | | | | | | |
| 899 | | | | | | | | | | | |
| ARTICLES MANUFACTURES NDA | | | | | | | | | | | |
| BEARBEITETE WAREN A N G | | | | | | | | | | | |
| M O N D E | | T | 71 | FRANCE | | | 47 | | | | |
| FRANCE | | | 4 | NORVEGE | | | 3 | | | | |
| NORVEGE | | | 1 | SUEDE | | | 1 | | | | |
| SUEDE | | | 65 | | | | 43 | | | | |
| 931 | | | | | | | | | | | |
| MARCH EN RETOUR TRANSAC SPECIA | | | | | | | | | | | |
| RUECKWAREN U BESOND EIN U AUSF | | | | | | | | | | | |
| M O N D E | | T | 24246 | FRANCE | | | 11197 | | | | |
| FRANCE | | | 16028 | BELGIQUE LUXBG | | | 8651 | | | | |
| BELGIQUE LUXBG | | | 18 | PAYS BAS | | | 6 | | | | |
| PAYS BAS | | | 115 | ALLEMAGNE RF | | | 46 | | | | |
| ALLEMAGNE RF | | | 77 | ITALIE | | | 80 | | | | |
| ITALIE | | | 51 | ROYAUME UNI | | | 20 | | | | |
| ROYAUME UNI | | | 213 | IRLANDE | | | 192 | | | | |
| IRLANDE | | | 29 | NORVEGE | | | 5 | | | | |
| NORVEGE | | | 84 | SUEDE | | | 22 | | | | |
| SUEDE | | | 525 | DANEMARK | | | 72 | | | | |
| DANEMARK | | | 53 | SUISSE | | | 20 | | | | |
| SUISSE | | | 1 | AUTRICHE | | | 6 | | | | |
| AUTRICHE | | | 1 | MAROC | | | 4 | | | | |
| MAROC | | | 108 | ALGERIE | | | 49 | | | | |
| ALGERIE | | | 689 | TUNISIE | | | 206 | | | | |
| TUNISIE | | | 3 | SENEGAL | | | 1 | | | | |
| SENEGAL | | | 661 | GABON | | | 210 | | | | |
| GABON | | | 81 | MALGACHE REP | | | 34 | | | | |
| MALGACHE REP | | | 4672 | UNION SUD AFR | | | 1135 | | | | |
| UNION SUD AFR | | | 162 | AFR NDA | | | 35 | | | | |
| AFR NDA | | | 1 | AFR OR BRIT NS | | | 1 | | | | |
| AFR OR BRIT NS | | | 23 | ETATS UNIS | | | 27 | | | | |
| ETATS UNIS | | | 28 | ST PIERRE MIO | | | 32 | | | | |
| ST PIERRE MIO | | | 192 | VENEZUELA | | | 79 | | | | |
| VENEZUELA | | | 3 | PTOM BRIT AM | | | 1 | | | | |
| PTOM BRIT AM | | | 10 | PTOM NEER AM | | | 2 | | | | |
| PTOM NEER AM | | | 8 | IRAN | | | 2 | | | | |
| IRAN | | | 38 | ISRAEL | | | 8 | | | | |
| ISRAEL | | | 19 | ARABIE SEODITE | | | 5 | | | | |
| ARABIE SEODITE | | | 2 | QATAR BAHR TRUC | | | 2 | | | | |
| QATAR BAHR TRUC | | | 15 | CEYLAN MALDIVES | | | 3 | | | | |
| CEYLAN MALDIVES | | | 1 | JAPON | | | 2 | | | | |
| JAPON | | | 5 | HONG KONG | | | 11 | | | | |
| HONG KONG | | | 62 | CAMBODGE | | | 50 | | | | |
| CAMBODGE | | | 5 | MALAISIE FED | | | 2 | | | | |
| MALAISIE FED | | | 3 | SINGAPOUR | | | 2 | | | | |
| SINGAPOUR | | | 37 | PTOM PORTUG AS | | | 26 | | | | |
| PTOM PORTUG AS | | | 15 | AUSTRALIE | | | 24 | | | | |
| AUSTRALIE | | | 23 | DIVERS NDA | | | 22 | | | | |
| DIVERS NDA | | | 182 | | | | 99 | | | | |

Werte: 1000 \$ — Mengen: Tonnen falls nicht anders vermerkt (Abkürzungen siehe Anhang)
 Y: siehe im Anhang Anmerkungen zu den Waren

Valeurs: 1000 \$ — Quantités: Tonnes sauf indication contraire (Voir abréviations en Annexe)
 Y: voir notes par produits en Annexe

Tab. 2

import 1961**Mauretanie Mauritanie**

| WAREN - PRODUIT | | | WAREN - PRODUIT | | | WAREN - PRODUIT | | |
|---|----------|---------|---|----------|---------|--|----------|---------|
| Origine - Ursprung | QUANTITÉ | VALEUR | Origine - Ursprung | QUANTITÉ | VALEUR | Origine - Ursprung | QUANTITÉ | VALEUR |
| Einheit - Unité | 1000 \$ | 1000 \$ | Einheit - Unité | 1000 \$ | 1000 \$ | Einheit - Unité | 1000 \$ | 1000 \$ |
| 0 1 PROD ALIMENTAIRES BOISSONS TARAC NAHRUNGS UND GENUSSMITTEL | | | 031 POISSONS FISCH | | | FRANCE | 607 | 156 |
| M O N D E | 1552 | | M O N D E | 2 | 3 | ESPAGNE | 95 | 4 |
| FRANCE | 1298 | | FRANCE | 2 | 3 | | | |
| PAYS BAS | 21 | | | | | 055 PREPARAT ET CONSERV DE LEGUMES ZUBEREITUNGEN A GEMUESF USW | | |
| ALLEMAGNE RF | 12 | | 032 PREP CONSERV POISSONS ET CRUST FISCHZUBERFITUNGEN U KONSERVEN | | | M O N D E | 113 | 50 |
| ROYAUME UNI | 16 | | | | | FRANCE | 110 | 49 |
| SUEDE | 1 | | M O N D E | 15 | 15 | TUNISIE | 2 | 1 |
| DANEMARK | 1 | | FRANCE | 12 | 13 | | | |
| ESPAGNE | 16 | | • SENEGAL | 2 | 1 | 061 SUCRE ET MIEL ZUCKER UND HONIG | | |
| MAROC | 6 | | | | | M O N D E | 606 | 121 |
| • ALGERIE | 6 | | 042 RIZ REIS | | | FRANCE | 590 | 119 |
| TUNISIE | 1 | | | | | ESPAGNE | 11 | 2 |
| • SENEGAL | 82 | | M O N D E | 558 | 74 | • ALGERIE | 5 | 1 |
| • COTE IVOIRE | 1 | | FRANCE | 57 | 15 | | | |
| ETATS UNIS | 36 | | ESPAGNE | 9 | 1 | 062 PREPARATIONS A BASE DE SUCRE ZUCKERWAREN | | |
| CHINE CONTINENT | 36 | | • SENEGAL | 361 | 43 | M O N D E | 14 | 6 |
| FORMOSE | 1 | | CAMBODGE | 130 | 16 | FRANCE | 14 | 6 |
| CAMBODGE | 16 | | | | | | | |
| | | | 046 SEMOULE ET FARINE DE FROMENT GRIESS UND MEHL AUS WEIZEN | | | | | |
| 011 VIANDE FRAICHE REFRIG CONGELÉ FLEISCH FRISCH GEKÜHLT GEFR | | | M O N D E | 481 | 65 | 071 CAFE KAFFEE | | |
| M O N D E | 216 | 246 | FRANCE | 468 | 63 | M O N D E | 16 | 22 |
| FRANCE | 216 | 246 | • SENEGAL | 12 | 2 | FRANCE | 7 | 14 |
| | | | | | | • SENEGAL | 7 | 4 |
| | | | 047 SEMOULE FARINE AUTRES CEREALS GRIESS UND MEHL A AND GETREIDEF | | | • COTE IVOIRE | 1 | 1 |
| 012 VIANDES ETC SECHES SALES FUMES FLEISCH USW EINFACH ZUBEREITET | | | M O N D E | 44 | 2 | CHINE CONTINENT | 1 | 3 |
| M O N D E | 4 | 6 | ESPAGNE | 44 | 1 | | | |
| FRANCE | 4 | 6 | | | | 073 CHOCOLAT ET PREP AU CACAO SCHOKOLADE U SCHOKOLADFWAREN | | |
| | | | 048 PREPAR DE CEREALS DE FARINES ZUBEREITUNGEN A GETRFIDMEHL | | | M O N D E | 4 | 5 |
| 013 PREP ET CONSERVES DE VIANDF FLEISCHZUBEREITUNGEN KONSERVEN | | | M O N D E | 99 | 39 | FRANCE | 4 | 5 |
| M O N D E | 37 | 53 | FRANCE | 83 | 35 | | | |
| FRANCE | 36 | 52 | ESPAGNE | 6 | 1 | 074 THE ET MATE TEE UND MATE | | |
| ESPAGNE | 1 | 1 | MAROC | 8 | 2 | M O N D E | 34 | 59 |
| | | | • ALGERIE | 2 | 1 | FRANCE | 1 | 2 |
| | | | | | | ESPAGNE | 1 | 2 |
| 022 LAIT ET CREME DE LAIT MILCH UND RAHM | | | 051 FRUITS FRAIS NOIX SAUF OLEARIN OBST UND SUEDFR FRISCH NUESSE | | | MAROC | 1 | 3 |
| M O N D E | 494 | 101 | M O N D E | 109 | 37 | • SENEGAL | 7 | 19 |
| FRANCE | 265 | 48 | FRANCE | 80 | 34 | CHINE CONTINENT | 25 | 33 |
| PAYS BAS | 40 | 12 | ESPAGNE | 27 | 2 | FORMOSE | | 1 |
| ROYAUME UNI | 5 | 1 | | | | | | |
| SUEDE | 2 | 1 | 052 FRUITS SECHES OU DESHYDRATES TROCKENFRUECHTE | | | 075 EPICES GEWUERZE | | |
| DANEMARK | 2 | 1 | M O N D E | 8 | 2 | M O N D E | 6 | 3 |
| • SENEGAL | 10 | 3 | FRANCE | 2 | 1 | FRANCE | 6 | 3 |
| ETATS UNIS | 168 | 36 | MAROC | 5 | 1 | | | |
| | | | | | | 081 ALIMENTS POUR ANIMAUX FUTTERMITTEL | | |
| 023 BEURRE BUTTER | | | 053 PREP ET CONSERVES DE FRUITS OBST SUEDFR ZUBEREIT KONSERVEN | | | M O N D E | 9 | 1 |
| M O N D E | 21 | 24 | M O N D E | 58 | 26 | FRANCE | 9 | 1 |
| FRANCE | 21 | 24 | FRANCE | 52 | 23 | | | |
| | | | • ALGERIE | 5 | 3 | 091 MARGARINE ET GRAISSSES ALIMENT MARGARINE UND AND SPEISEFETTF | | |
| 024 FROMAGE ET CAILLEBOTTE KAESE UND QUARK | | | | | | M O N D E | 5 | 3 |
| M O N D E | 29 | 37 | 054 LEGUMES PLANTES TUBERC ALIMENT GFMUESE PFLANZEN KNOLLEN F ERN | | | FRANCE | 4 | 3 |
| FRANCE | 28 | 36 | M O N D E | 703 | 161 | | | |
| | | | | | | | | |
| 025 OEUF D OISEAUX VOGELLEIER | | | | | | | | |
| M O N D E | 19 | 17 | | | | | | |
| FRANCE | 15 | 16 | | | | | | |
| ESPAGNE | 5 | 1 | | | | | | |

Werte : 1000 \$ — Mengen : Tonnes falls nicht anders vermerkt (Abkürzungen siehe Anhang)
Y : siehe im Anhang Anmerkungen zu den Waren

Valeurs : 1000 \$ — Quantités : Tonnes sauf indication contraire (Voir abréviations en Annexe)
Y : voir notes par produits en Annexe

Tab. 2

import 1961

| WAREN - PRODUIT | | | MENGE | | WERTE | WAREN - PRODUIT | | | MENGE | | WERTE | WAREN - PRODUIT | | | MENGE | | WERTE |
|-------------------|--|------|----------|--|-----------------|---|---|-----|----------|----------------|--|-------------------|--|--|----------|--|--------|
| Origine - Origine | | | QUANTITÉ | | VALEUR | Origine - Origine | | | QUANTITÉ | | VALEUR | Origine - Origine | | | QUANTITÉ | | VALEUR |
| Unité - Unité | | | 1000 \$ | | | Unité - Unité | | | 1000 \$ | | | Unité - Unité | | | 1000 \$ | | |
| 099 | PREPARATIONS ALIMENTAIRES NDA NAHRUNGSMITTELZUBEREITUNG | | | | | 267 | FRIPERIE DRILLES CHIFFONS ABFALLE V SPINNSTUUMPFEN | | | | | 341 | GAZ NATURELS ET GAZ D USINE ERDGAS UND INDUSTRIEGAS | | | | |
| M O N D E | T | 24 | 14 | | M O N D E | T | 40 | 11 | | M O N D E | T | 96 | 19 | | | | |
| FRANCE | | 18 | 12 | | FRANCE | | 40 | 11 | | FRANCE | | 83 | 17 | | | | |
| • SENEGAL | | 6 | 2 | | | | | | | NON SPECIFIES | | 13 | 3 | | | | |
| 111 | BOISSONS N ALC SAUF JUS FRUITS ALKOHOLFREIE GETRANKEN | | | | 273 | PIERRES CONSTRUC SAPL GRAVIERS WERKSTEINE SAND UND KIES | | | | 421 | HUILES VEGETALES FIXES DOUCES FETTE PFLANZL OELC MIID | | | | | | |
| M O N D E | T | 2684 | 113 | | M O N D E | T | 215 | 10 | | M O N D E | T | 88 | 39 | | | | |
| FRANCE | | 2021 | 108 | | FRANCE | | 121 | 6 | | FRANCE | | 4 | 2 | | | | |
| PAYS BAS | | 660 | 5 | | ESPAGNE | | 95 | 4 | | • SENEGAL | | 83 | 36 | | | | |
| 112 | BOISSONS ALCOOLIQUEFS ALKOHOLISCHE GETRANKEN | | | | 276 | AUTRES PRODUITS MINERAUX BRUTS ANDERE MINERALISCHE ROHSTOFFE | | | | 422 | AUTRES HUILES VEGETALES FIXES ANDERE FETTE PFLANZLICHE OELF | | | | | | |
| M O N D E | T | 784 | 215 | | M O N D E | T | 288 | 41 | | M O N D E | T | 2 | 1 | | | | |
| FRANCE | | 700 | 176 | | FRANCE | | 53 | 4 | | FRANCE | | 2 | 1 | | | | |
| PAYS BAS | | 15 | 4 | | ESPAGNE | | 812 | 36 | | | | | | | | | |
| ALLEMAGNE RF | | 32 | 12 | | • ALGERIE | | 20 | 1 | | | | | | | | | |
| ROYAUME UNI | | 9 | 15 | | 292 | MAT BRUTES ORIG VEGETALE NDA ROHSTOFFE PFL URSPRUNGS ANG | | | | 431 | HUILES ET GRAISSES ELABOREES OEL UND FETTE VERARBEITET | | | | | | |
| ESPAGNE | | 13 | 1 | | M O N D E | T | 24 | 12 | | M O N D E | T | 1 | 1 | | | | |
| • ALGERIE | | 1 | 1 | | FRANCE | | 8 | 9 | | FRANCE | | 1 | 1 | | | | |
| • SENEGAL | | 11 | 6 | | MAROC | | 15 | 3 | | | | | | | | | |
| 122 | TABACS MANUFACTURES TABAKWAREN | | | | • SENEGAL | | 1 | 1 | | 5 6 8 | AUTRES PRODUITS INDUSTRIELS ANDERE INDUSTRIELLE ERZEUGNISSE | | | | | | |
| M O N D E | T | 12 | 32 | | 3 | PRODUITS ENERGETIQUES BRENNSTOFFE | | | | M O N D E | | 15601 | | | | | |
| FRANCE | | 11 | 29 | | M O N D E | | 784 | | | FRANCE | | 14608 | | | | | |
| • SENEGAL | | 1 | 2 | | FRANCE | | 378 | | | BELGIQUE LUXBG | | 4 | | | | | |
| 2 4 | MATIERES PREMIERES ROHSTOFFE | | | | ROYAUME UNI | | 1 | | | PAYS BAS | | 3 | | | | | |
| M O N D E | | 774 | | | ESPAGNE | | 34 | | | ALLEMAGNE RF | | 14 | | | | | |
| FRANCE | | 689 | | | • SENEGAL | | 1 | | | ITALIE | | 577 | | | | | |
| ESPAGNE | | 40 | | | ROUMANIE | | 1 | | | ROYAUME UNI | | 11 | | | | | |
| MAROC | | 3 | | | • SENEGAL | | 80 | | | NORVEGE | | 16 | | | | | |
| • ALGERIE | | 4 | | | ETATS UNIS | | 24 | | | SUEDE | | 37 | | | | | |
| • SENEGAL | | 38 | | | FED INDES OCC | | 12 | | | DANEMARK | | 90 | | | | | |
| 221 | GRAINES NOIX OLEAGINEUSES OELSAATEN UND OELFRUCHTEN | | | | ANTILLES NEER | | 17 | | | SUISSE | | 12 | | | | | |
| M O N D E | T | 5 | 1 | | VENEZUELA | | 130 | | | ESPAGNE | | 8 | | | | | |
| • SENEGAL | | 5 | 1 | | IRAN | | 9 | | | MAROC | | 59 | | | | | |
| 241 | BOIS DE CHAUFF CHARRON DE BOIS BRENNHOLZ UND HOLZKOHLE | | | | ADEN | | 2 | | | • ALGERIE | | 7 | | | | | |
| M O N D E | T | 61 | 5 | | PROVISIONS BORD | | 9 | | | TUNISIE | | 2 | | | | | |
| FRANCE | | 57 | 5 | | NON SPECIFIES | | 88 | | | • SENEGAL | | 17 | | | | | |
| 242 | BOIS RONDS BRUTS SIMPL EQUAR ROHHOLZ RUND OD EINF BEHAUFN | | | | 321 | CHARBON COKES ET AGLOMERES KOHLE KOKS UND BRIKETS | | | | • COTE IVOIRE | | 23 | | | | | |
| M O N D E | T | 67 | 6 | | M O N D E | T | 99 | 4 | | • CONGO BRAZZA | | 1 | | | | | |
| FRANCE | | 66 | 6 | | FRANCE | | 99 | 4 | | ETATS UNIS | | 79 | | | | | |
| 243 | BOIS FACONNES OU SIMPL TRAV HOLZ EINFACH BEARBEITET | | | | 331 | PETROLES BRUTS ET PART RAFFIN ERDOEL ROH U TEILW RAFFINIERT | | | | FED INDES OCC | | 14 | | | | | |
| M O N D E | T | 9603 | 647 | | M O N D E | T | 8 | 1 | | ANTILLES NEER | | 14 | | | | | |
| FRANCE | | 9577 | 644 | | NON SPECIFIES | | 6 | 1 | | IRAN | | 1 | | | | | |
| • ALGERIE | | 26 | 3 | | 332 | PRODUITS DERIVES DU PETROLF ERDOELDESTILLATIONSERZEUGNISSE | | | | DIVERS NDA | | 4 | | | | | |
| | | | | | M O N D E | T | 15711 | 760 | | 512 | PRODUITS CHIMIQUES ORGANIQUES ORGANISCHE CHEM ERZEUGNISSE | | | | | | |
| | | | | | FRANCE | | 8106 | 357 | | M O N D E | T | 1 | 1 | | | | |
| | | | | | ROYAUME UNI | | 6 | 1 | | FRANCE | | 1 | 1 | | | | |
| | | | | | ESPAGNE | | 704 | 34 | | FRANCE | | 14 | 7 | | | | |
| | | | | | • SENEGAL | | 5 | 1 | | • SENEGAL | | -4 | 2 | | | | |
| | | | | | ROUMANIE | | 5 | 1 | | 513 | ELEMENTS CHIMIQUES INORGANI ANORGANISCHE CHEM GRUNDSTOFFE | | | | | | |
| | | | | | • SENEGAL | | 591 | 80 | | M O N D E | T | 18 | 9 | | | | |
| | | | | | ETATS UNIS | | 300 | 24 | | FRANCE | | 14 | 7 | | | | |
| | | | | | FED INDES OCC | | 438 | 12 | | • SENEGAL | | -4 | 2 | | | | |
| | | | | | ANTILLES NEER | | 515 | 17 | | 514 | AUTRES PROD CHIM INORGANIQUE AND ANORGAN CHEM ERZEUGNISSE | | | | | | |
| | | | | | VENEZUELA | | 2053 | 130 | | M O N D E | T | 8 | 3 | | | | |
| | | | | | IRAN | | 155 | 9 | | FRANCE | | 8 | 3 | | | | |
| | | | | | ADEN | | 50 | 2 | | | | | | | | | |
| | | | | | PROVISIONS BORD | | 275 | 9 | | | | | | | | | |
| | | | | | NON SPECIFIES | | 2492 | 84 | | | | | | | | | |

Werte : 1000 \$ — Mengen : Tonnes falls nicht anders vermerkt (Abkürzungen siehe Anhang)
Y : siehe im Anhang Anmerkungen zu den Waren

Valeurs : 1000 \$ — Quantités : Tonnes sauf indication contraire (Voir abréviations en Annexe)
Y : voir notes par produits en Annexe

Tab. 2

import 1961

Mauretanie Mauritanie

| WAREN - PRODUIT | | | MENGE | | WERTE | WAREN - PRODUIT | | | MENGE | | WERTE | WAREN - PRODUIT | | | MENGE | | WERTE |
|--|---|-----|-----------------|--|---------|--|---|------|-----------------|--|---------|---|---|-------|-----------------|--|---------|
| Ursprung - Origine | | | QUANTITÉ | | VALEUR | Ursprung - Origine | | | QUANTITÉ | | VALEUR | Ursprung - Origine | | | QUANTITÉ | | VALEUR |
| | | | Einheit - Unité | | 1000 \$ | | | | Einheit - Unité | | 1000 \$ | | | | Einheit - Unité | | 1000 \$ |
| 521 GOUDRONS MINER DERIV CHIM BRUT TEER UND TFERFRZEUGNISSE | | | | | | 629 ART MANUFACT EN CAOUTCHOUC NDA BEARB WAREN A KAUTSCHUK A N G | | | | | | 656 ARTICLES EN MAT TEXTILES NDA SPINNSTOFFWAREN A N G | | | | | |
| M O N D E | T | 2 | 1 | | | M O N D E | T | 280 | 506 | | | M O N D E | T | 127 | 191 | | |
| FRANCE | | 2 | 1 | | | FRANCE | | 258 | 454 | | | FRANCE | | 122 | 186 | | |
| | | | | | | ALLEMAGNE RF | | 1 | 5 | | | ROYAUME UNI | | | 1 | | |
| | | | | | | ROYAUME UNI | | 4 | 4 | | | NORVEGE | | | 1 | | |
| | | | | | | SENEGAL | | 4 | 8 | | | ALGERIE | | | 1 | | |
| | | | | | | ETATS UNIS | | 13 | 34 | | | ETATS UNIS | | | | | |
| 533 PIGMENTS PEINTURES VERNIS PIGMENTS FARBEN LACKE USW | | | | | | 631 BOIS ARTIF ET TRAVAILLES NDA FURNIERE KUNSTHOLZ USW A N G | | | | | | 657 COUV PARQUETS TAPIS TAPISSERIE FUSSBODENBELAGE TEPPICHE USW | | | | | |
| M O N D E | T | 139 | 66 | | | M O N D E | T | 222 | 56 | | | M O N D E | T | 9 | 15 | | |
| FRANCE | | 134 | 65 | | | FRANCE | | 212 | 55 | | | FRANCE | | 8 | 15 | | |
| MAROC | | 2 | 1 | | | SENEGAL | | 10 | 2 | | | | | | | | |
| 541 PRODUITS MEDICIN ET PHARMACEUT MEDIZIN U PHARM ERZUGNISSE | | | | | | 632 ARTICLES MANUFACT EN BOIS NDA BEARBEITETE WAREN A HOLZ A N G | | | | | | 661 CHAUX CEMENTS OUVR PR BATIMENT KALK ZEMENT UND BAUSTOFFE | | | | | |
| M O N D E | T | 7 | 32 | | | M O N D E | T | 934 | 512 | | | M O N D E | T | 29415 | 600 | | |
| FRANCE | | 7 | 32 | | | FRANCE | | 901 | 497 | | | FRANCE | | 23865 | 505 | | |
| | | | | | | NORVEGE | | 5 | 2 | | | NORVEGE | | 18 | 1 | | |
| | | | | | | SUEDE | | 24 | 9 | | | DANEMARK | | 5499 | 90 | | |
| | | | | | | ALGERIE | | 4 | 5 | | | MAROC | | 24 | 3 | | |
| 553 PARFUMERIE ET PROD DE RFAUTE RIECH UND SCHOENHEITSMITTEL | | | | | | 641 PAPIERS ET CARTONS PAPIER UND PAPPE | | | | | | 662 PIECES DE CONSTR EN MAT CERAM BAUMATERIAL AUS KERAM STOFFEN | | | | | |
| M O N D E | T | 5 | 7 | | | M O N D E | T | 134 | 24 | | | M O N D E | T | 424 | 103 | | |
| FRANCE | | 5 | 7 | | | FRANCE | | 134 | 24 | | | FRANCE | | 415 | 102 | | |
| | | | | | | | | | | | | ALLEMAGNE RF | | 9 | 2 | | |
| 554 SAVONS PRODUITS D ENTRTIEN SEIFEN PUTZ UND WASCHMITTEL | | | | | | 642 ARTICLES EN PAPIER OU CARTON WAREN AUS PAPIER ODFR PAPPE | | | | | | 663 ARTICLES EN MAT MINERALES NDA WAREN A MINERAL STOFFEN A N G | | | | | |
| M O N D E | T | 49 | 27 | | | M O N D E | T | 73 | 92 | | | M O N D E | T | 217 | 47 | | |
| FRANCE | | 49 | 27 | | | FRANCE | | 71 | 91 | | | FRANCE | | 35 | 39 | | |
| | | | | | | ALGERIE | | 1 | 1 | | | NORVEGE | | 182 | 9 | | |
| 571 EXPLOSIFS SPRENGSTOFFE | | | | | | 651 FILS DE MATIERES TEXTILES GARNE AUS SPINNSTOFFEN | | | | | | 664 VERRE GLAS | | | | | |
| M O N D E | T | 509 | 297 | | | M O N D E | T | 1 | 1 | | | M O N D E | T | 61 | 35 | | |
| FRANCE | | 351 | 244 | | | FRANCE | | 1 | 1 | | | FRANCE | | 61 | 35 | | |
| MAROC | | 158 | 53 | | | | | | | | | | | | | | |
| 581 MATIERES PLASTIQUES RESIN ART KUNSTSTOFFE KUNSTHARZE USW | | | | | | 652 TISSUS COTON SAUF TISSUS SPEC BAUMWOLLGEWEBE | | | | | | 665 VERRERIE GLASWAREN | | | | | |
| M O N D E | T | 56 | 64 | | | M O N D E | T | 17 | 40 | | | M O N D E | T | 15 | 14 | | |
| FRANCE | | 54 | 63 | | | FRANCE | | 2 | 5 | | | FRANCE | | 15 | 13 | | |
| NORVEGE | | 2 | 1 | | | BELGIQUE LUXBG | | 1 | 4 | | | | | | | | |
| | | | | | | PAYS BAS | | 1 | 3 | | | | | | | | |
| | | | | | | FED INDES OCC | | 7 | 14 | | | | | | | | |
| | | | | | | ANTILLES NEER | | 7 | 14 | | | | | | | | |
| 599 PRODUITS CHIMIQUES NDA CHEMISCHE ERZEUGNISSE A N G | | | | | | 653 AUTRES TISSUS SAUF SPECIAUX ANDERE GEWFBE | | | | | | 666 ARTICLES EN MATIER CERAMIQUES FEINKERAMISCHE ERZEUGNISSE | | | | | |
| M O N D E | T | 89 | 47 | | | M O N D E | T | 13 | 34 | | | M O N D E | T | 20 | 27 | | |
| FRANCE | | 85 | 45 | | | FRANCE | | 7 | 17 | | | FRANCE | | 20 | 27 | | |
| ALLEMAGNE RF | | 1 | 1 | | | COTE IVOIRE | | 6 | 21 | | | | | | | | |
| ETATS UNIS | | 2 | 1 | | | | | | | | | | | | | | |
| 612 ARTICLES MANUFACT EN CUIR NDA WAREN A LEGER KUNSTLEDER A N G | | | | | | 655 TISSUS SPECIAUX ARTIC ASSIMIL SPEZIALGEWEBE UND ERZEUGNISSE | | | | | | 667 PIERRES GEMMES ET PERLES FINES EDEL SCHMUCKSTEINE ECHT PERLEN | | | | | |
| M O N D E | T | 2 | 2 | | | M O N D E | T | 57 | 32 | | | M O N D E | T | | 2 | | |
| FRANCE | | 2 | 2 | | | FRANCE | | 55 | 31 | | | ALLEMAGNE RF | | | 2 | | |
| | | | | | | SENEGAL | | 1 | 1 | | | | | | | | |
| | | | | | | ETATS UNIS | | | 1 | | | | | | | | |
| 621 DEMI PRODUITS EN CAOUTCHOUC HALBERZEUGNISSE AUS KAUTSCHUK | | | | | | 673 BARRS ET PROFILES PALPLANCHES STABSTAHL U PROFILE AUS STAHL | | | | | | M O N D E | | | | | |
| M O N D E | T | 15 | 31 | | | M O N D E | T | 3255 | 493 | | | FRANCE | | 3252 | 492 | | |
| FRANCE | | 14 | 29 | | | FRANCE | | 2 | 1 | | | SENEGAL | | | | | |
| CONGO BRAZZA | | 1 | 1 | | | SENEGAL | | | | | | | | | | | |
| ETATS UNIS | | | | | | ETATS UNIS | | | | | | | | | | | |

Werte : 1000 \$ — Mengen : Tonnes falls nicht anders vermerkt (Abkürzungen siehe Anhang)
Y : siehe im Anhang Anmerkungen zu den Waren

Valeurs : 1000 \$ — Quantités : Tonnes sauf indication contraire (Voir abréviations en Annexe)
Y : voir notes par produits en Annexe

Tab. 2

import 1961

| WAREN - PRODUIT | | MENGE QUANTITÉ | WERTE VALEUR | | WAREN - PRODUIT | | MENGE QUANTITÉ | WERTE VALEUR | | WAREN - PRODUIT | | MENGE QUANTITÉ | WERTE VALEUR |
|-------------------|--|-------------------|-----------------|----------------|---|---|-------------------|-----------------|---|-------------------|--|-------------------|-----------------|
| Origine - Origine | | Einheit - Unité | 1000 \$ | | Origine - Origine | | Einheit - Unité | 1000 \$ | | Origine - Origine | | Einheit - Unité | 1000 \$ |
| 674 | LARGES PLATS ET TOLES BREITFLACHSTAHL UND BLFICHE | | | | 691 | CONSTRUCTIO METALL FT PARTIES METALLKONSTRUKTIONEN UND TEILF | | | | ROYAUME UNI | | | 317 |
| M O N D E | T | 468 | 98 | M O N D E | T | 2756 | 1365 | ROYAUME UNI | | NORVEGE | | | 2 |
| FRANCE | | 465 | 98 | FRANCE | | 2737 | 1360 | SUEDE | | SUEDE | | | 17 |
| • SENEGAL | | 3 | 1 | SUEDE | | 1 | 2 | SUISSE | | SUISSE | | | 12 |
| | | | | • SENEGAL | | 13 | 2 | TCHECOSLOVAQUIE | | TCHECOSLOVAQUIE | | | 6 |
| | | | | • COTE IVOIRE | | 5 | 1 | • ALGERIE | | TUNISIE | | | 105 |
| | | | | | | | | • MALI | | • MALI | | | 19 |
| | | | | | | | | • SENEGAL | | • SENEGAL | | | 25 |
| | | | | | | | | GUINEE REP | | GUINEE REP | | | 113 |
| | | | | | | | | • DAHOMEY | | • DAHOMEY | | | 61 |
| | | | | | | | | • CAMEROUN | | • CAMEROUN | | | 5 |
| | | | | | | | | • GABON | | • GABON | | | 12 |
| | | | | | | | | ETATS UNIS | | ETATS UNIS | | | 1 |
| | | | | | | | | CANADA | | CANADA | | | 3015 |
| | | | | | | | | | | | | | 22 |
| 675 | FEUILLARDS BANDSTAHL | | | 692 | RESERVOIRS FUTS ETC MFTALLIO BEHAELTER FAESSER USW A METALL | | | | | 711 | CHAUDIERES ET MOT NON FLECTR DAMPFKESSEL U NICHTELEKT MOTOR | | |
| M O N D E | T | 10 | 3 | M O N D E | T | 117 | 74 | M O N D E | T | 226 | 378 | | |
| FRANCE | | 10 | 3 | FRANCE | | 107 | 72 | FRANCE | | 49 | 209 | | |
| | | | | ROYAUME UNI | | 2 | 1 | ROYAUME UNI | | 5 | 14 | | |
| | | | | IRAN | | 6 | 1 | SUISSE | | | 4 | | |
| | | | | | | | | • ALGERIE | | | 2 | | |
| | | | | | | | | ETATS UNIS | | 170 | 148 | | |
| | | | | | | | | CANADA | | | 1 | | |
| 676 | RAILS AUT FLEMENTS D VOIES FER SCHIENEN EISENBAHNORRRRAUMAT | | | 693 | CABL RONCES TREILLIS ETC METAL KABEL STACHELDRAHT USW | | | | | 712 | TRACTEURS MACH ET APPAR AGRICO SCHLEPPER MASCHIN APP F LANDW | | |
| M O N D E | T | 62156 | 7850 | M O N D E | T | 209 | 93 | M O N D E | T | 333 | 589 | | |
| FRANCE | | 60751 | 7456 | FRANCE | | 208 | 93 | FRANCE | | 33 | 56 | | |
| ITALIE | | 1397 | 392 | | | | | • SENEGAL | | 9 | 9 | | |
| ROYAUME UNI | | 8 | 2 | | | | | GUINEE REP | | 30 | 32 | | |
| | | | | | | | | ETATS UNIS | | 262 | 493 | | |
| | | | | | | | | CANADA | | | | | |
| 677 | FILS FER ACIER FIL MACH EXCLUS STAHLDRAHT | | | 694 | CLOUTERIE FT BOULONNFRIE NAEGEL UND SCHRAUBFN | | | | | 714 | MACHINES DE BUREAU BUEROMASCHINEN | | |
| M O N D E | T | 151 | 25 | M O N D E | T | 1376 | 426 | M O N D E | T | 8 | 117 | | |
| FRANCE | | 151 | 25 | FRANCE | | 499 | 238 | FRANCE | | 7 | 115 | | |
| | | | | ITALIE | | 876 | 185 | • SENEGAL | | | 2 | | |
| | | | | ETATS UNIS | | 1 | 3 | • SENEGAL | | | 9 | | |
| | | | | | | | | GUINEE REP | | | 30 | | |
| | | | | | | | | ETATS UNIS | | | 262 | | |
| | | | | | | | | CANADA | | | | | |
| 678 | TUB TUYAUX RACCORDES FON FER AC ROHRE ROHRFORMSTUECKE USW | | | 695 | OUTILAGE EN METAUX COMMUNS WERKZEUGE AUS UNEDLFM METALLFN | | | | | 715 | MACH POUR TRAVAIL DES METAUX METALLBEARBEITUNGSMASCHINEN | | |
| M O N D E | T | 1556 | 406 | M O N D E | T | 144 | 267 | M O N D E | T | 81 | 165 | | |
| FRANCE | | 1553 | 404 | FRANCE | | 106 | 211 | FRANCE | | 69 | 150 | | |
| ALLEMAGNE RF | | | 2 | ROYAUME UNI | | 1 | 3 | ITALIE | | 4 | 7 | | |
| | | | | SUEDE | | 19 | 21 | TCHECOSLOVAQUIE | | 7 | 6 | | |
| | | | | • COTE IVOIRE | | 15 | 1 | ETATS UNIS | | 1 | 2 | | |
| | | | | ETATS UNIS | | 2 | 30 | | | | | | |
| | | | | DIVERS NDA | | 1 | 1 | | | | | | |
| | | | | | | | | | | | | | |
| 679 | OUVRAGES FONTE FER ACIER NDA WAREN A EISEN OD STAHL A N G | | | 696 | COUTELLERIE ET COUVERTS SCHNEIDWAREN UND BESTFCKE | | | | | 717 | MACH PR TEXT CUIR MAC A COUDRE MASCH F TEXTIL LEDER NAEMMASCH | | |
| M O N D E | T | 54 | 14 | M O N D E | T | 3 | 14 | M O N D E | T | 12 | 9 | | |
| FRANCE | | 54 | 14 | FRANCE | | 3 | 14 | FRANCE | | 3 | 9 | | |
| | | | | | | | | | | | | | |
| | | | | | | | | | | | | | |
| 682 | CUIVRE KUPFER | | | 697 | ARTICLES METAL USAGE DOMEST METALLWAREN VORW F HAUSGEBR | | | | | 718 | MACH PR AUT INDUS SPECIALISEES MASCH F BESOND GEN INDUSTRIEN | | |
| M O N D E | T | 40 | 52 | M O N D E | T | 95 | 59 | M O N D E | T | 573 | 895 | | |
| FRANCE | | 39 | 52 | FRANCE | | 94 | 59 | FRANCE | | 150 | 260 | | |
| | | | | | | | | ALLEMAGNE RF | | | 1 | | |
| | | | | | | | | ROYAUME UNI | | | 36 | | |
| | | | | | | | | SUEDE | | | -2 | | |
| | | | | | | | | • MALI | | | 11 | | |
| | | | | | | | | • SENEGAL | | | 32 | | |
| | | | | | | | | GUINEE REP | | | 9 | | |
| | | | | | | | | ETATS UNIS | | | 317 | | |
| | | | | | | | | CANADA | | | 13 | | |
| | | | | | | | | | | | | | |
| | | | | | | | | | | | | | |
| 685 | PLOMB BLEI | | | 698 | AUT ART MANUF EN MET COMM NDA AND BEARB WAREN A UNEDL METALL | | | | | 719 | MACHINES ET APPAREILS NDA MACHINES UND APPARATF ANG | | |
| M O N D E | T | 16 | 5 | M O N D E | T | 210 | 183 | M O N D E | T | 934 | 1570 | | |
| FRANCE | | 16 | 5 | FRANCE | | 198 | 174 | FRANCE | | | | | |
| | | | | SUEDE | | 10 | 5 | ALLEMAGNE RF | | | | | |
| | | | | ETATS UNIS | | 2 | 4 | ROYAUME UNI | | | | | |
| | | | | | | | | SUEDE | | | | | |
| | | | | | | | | • MALI | | | | | |
| | | | | | | | | • SENEGAL | | | | | |
| | | | | | | | | GUINEE REP | | | | | |
| | | | | | | | | ETATS UNIS | | | | | |
| | | | | | | | | CANADA | | | | | |
| | | | | | | | | | | | | | |
| 686 | ZINC ZINK | | | 7 | MACHINES ET MATERIFL DE TRANSPORT MASCHINEN UND FAHRZEUGE | | | | | | | | |
| M O N D E | T | 1 | 1 | M O N D E | | | 12189 | | | | | | |
| FRANCE | | 1 | 1 | FRANCE | | | 8209 | | | | | | |
| | | | | BELGIQUE LUXBO | | | 1 | | | | | | |
| | | | | PAYS BAS | | | 16 | | | | | | |
| | | | | ALLEMAGNE RF | | | 219 | | | | | | |
| | | | | ITALIE | | | 10 | | | | | | |

Werte : 1000 \$ — Mengen : Tonnes falls nicht anders vermerkt (Abkürzungen siehe Anhang)
Y : siehe im Anhang Anmerkungen zu den Waren

Valeurs : 1000 \$ — Quantités : Tonnes sauf indication contraire (Voir abrégations en Annexe)
Y : voir notes par produits en Annexe

Tab. 2

import 1961

Mauretanie Mauritanie

| WAREN - PRODUIT | | | WAREN - PRODUIT | | | WAREN - PRODUIT | | |
|--------------------------------|--|---------|---------------------------------|--|---------|---------------------------------|--|---------|
| MENGES | | WERTE | MENGES | | WERTE | MENGES | | WERTE |
| QUANTITÉ | | VALEUR | QUANTITÉ | | VALEUR | QUANTITÉ | | VALEUR |
| Einheit - Unité | | 1000 \$ | Einheit - Unité | | 1000 \$ | Einheit - Unité | | 1000 \$ |
| Ursprung - Origine | | | Ursprung - Origine | | | Ursprung - Origine | | |
| FRANCE 754 1056 | | | 732 | | | 861 | | |
| PAYS BAS 16 | | | VEHICULES AUTOMOBILES ROUTIERS | | | APP SCIENTIF FT D OPTIQUE | | |
| ALLEMAGNE RF 14 12 | | | KRAFTFAHRZEUGE | | | FEINMECH U OPT ERZFUENISSE | | |
| ROYAUME UNI 16 25 | | | M O N D E T 1173 2523 | | | M O N D E T 40 159 | | |
| NORVEGE 2 2 | | | FRANCE 675 1044 | | | FRANCE 39 147 | | |
| SUEDE 1 5 | | | ALLEMAGNE RF 24 38 | | | ALLEMAGNE RF 2 2 | | |
| SUISSE 1 7 | | | ITALIE 1 2 | | | SUISSE 6 6 | | |
| • ALGERIE 1 7 | | | ROYAUME UNI 137 210 | | | ETATS UNIS 4 4 | | |
| GUINEE REP 13 18 | | | • ALGERIE 27 41 | | | | | |
| • DAHOMEY 1 2 | | | TUNISIE 4 19 | | | | | |
| ETATS UNIS 132 419 | | | • MALI 4 5 | | | | | |
| | | | • SENEGAL 27 44 | | | 862 | | |
| 722 | | | GUINEE REP 1 4 | | | FOURNITURES PHOTOCINEMA | | |
| MACH ELECT APPAR POUR COUPURF | | | • CAMEROUN 2 4 | | | PHOTOCHEMISCHE ERZFUENISSE | | |
| ELEKTR MASCH U SCHALTGERAETE | | | • GABON 1 1 | | | M O N D E T 5 12 | | |
| M O N D E T 212 473 | | | ETATS UNIS 270 1102 | | | FRANCE 5 12 | | |
| FRANCE 206 460 | | | | | | | | |
| SUISSE 1 1 | | | 733 | | | | | |
| • SENEGAL 4 4 | | | VEHIC ROUT AUT QUE AUTOMOBILES | | | 864 | | |
| • DAHOMEY 2 3 | | | STRASSENFAHRZEUGE O KRAFTANTR | | | HORLOGERIE | | |
| • CAMEROUN 1 1 | | | M O N D E T 200 260 | | | UHREN | | |
| ETATS UNIS 4 4 | | | FRANCE 165 201 | | | M O N D E T 6 6 | | |
| | | | • ALGERIE 17 54 | | | FRANCE 5 5 | | |
| | | | • SENEGAL 12 3 | | | SUISSE 1 1 | | |
| 723 | | | | | | | | |
| FILS CABLES ISOLAT ETC P ELEC | | | 734 | | | 891 | | |
| DRAEHTE KABEL ISOLATORFN F EI | | | AERONEFS | | | INSTR MUSIQUE PHONOS DISQUES | | |
| M O N D E T 205 247 | | | LUFTFAHRZEUGE | | | MUSIKINSTR PLATTENS SP SCHALLPL | | |
| FRANCE 196 242 | | | M O N D E T 8 315 | | | M O N D E T 2 19 | | |
| • CAMEROUN 9 5 | | | ETATS UNIS 8 315 | | | FRANCE 2 19 | | |
| | | | | | | | | |
| 724 | | | 735 | | | 892 | | |
| APPAR POUR TELECOMMUNICATIONS | | | BATEAUX | | | OUVRAGES IMPRIMES | | |
| APP F TELEGR TELEPHON FERNSEH | | | WASSERFAHRZEUGE | | | DRUCKEREIERZEUGNISSE | | |
| M O N D E T 15 140 | | | M O N D E T 9 53 | | | M O N D E T 10 67 | | |
| FRANCE 14 117 | | | FRANCE 9 53 | | | FRANCE 9 56 | | |
| ALLEMAGNE RF 1 3 | | | | | | ESPAGNE 8 8 | | |
| ETATS UNIS 20 20 | | | | | | TUNISIE 1 2 | | |
| | | | | | | DIVERS NDA 1 1 | | |
| 725 | | | 812 | | | 893 | | |
| APPAREILS ELECTRODOMESTIQUES | | | APP SANIT HYG CHAUFF ECLAIRAGE | | | ARTICLES EN MATIERES PLASTIO | | |
| ELEKTRISCHE HAUSHALTSGERAETE | | | SANITAER U HYG ARTKL HEI ZK USW | | | KUNSTSTOFFWAREN | | |
| M O N D E T 128 237 | | | M O N D E T 156 153 | | | M O N D E T 117 85 | | |
| FRANCE 126 233 | | | FRANCE 154 152 | | | FRANCE 117 85 | | |
| ITALIE 1 1 | | | | | | | | |
| ETATS UNIS 1 2 | | | 821 | | | 894 | | |
| | | | MEUBLES | | | VOIT ENFANTS ART SPORT JOUETS | | |
| | | | MOEBEL | | | KINDERWAGEN SPORTART SPIELZG | | |
| 726 | | | M O N D E T 465 604 | | | M O N D E T 9 21 | | |
| APP ELEC MEDICALE ET RADIOLOG | | | FRANCE 462 600 | | | FRANCE 9 20 | | |
| APP F ELEKTROMEDIZIN RF STRAHL | | | NORVEGE 2 2 | | | | | |
| M O N D E T 4 34 | | | DIVERS NDA 2 2 | | | | | |
| FRANCE 4 34 | | | | | | | | |
| | | | 831 | | | 895 | | |
| 729 | | | ARTI VOYAGE SACS A MAIN ET SIM | | | ARTICLES DE BUREAU | | |
| MACH ET APP ELECTRIQUES N D A | | | REISEARTIKEL TAESCHNERW U DGL | | | BUEROBEDARF | | |
| ELEKTR MASCHINEN U APP A N G | | | M O N D E T 2 3 | | | M O N D E T 8 12 | | |
| M O N D E T 48 137 | | | FRANCE 2 3 | | | FRANCE 8 12 | | |
| FRANCE 40 119 | | | | | | | | |
| • ALGERIE 1 1 | | | 841 | | | 897 | | |
| • CAMEROUN 2 2 | | | VETEMENTS | | | BIJOUTERIE JOAILLERIE ORFEVRES | | |
| ETATS UNIS 5 15 | | | BEKLEIDUNG | | | SCHMUCK GOLD UND SILBERWAREN | | |
| | | | M O N D E T 9 48 | | | M O N D E T 2 2 | | |
| | | | FRANCE 8 46 | | | FRANCE 2 2 | | |
| | | | MAROC 2 2 | | | | | |
| 731 | | | 851 | | | 899 | | |
| VEHICULES POUR VOIES FFRREFS | | | CHAUSSURES | | | ARTICLES MANUFACTURES NDA | | |
| SCHIENENFAHRZEUGF | | | SCHUHE | | | BEARBEITETE WAREN A N G | | |
| M O N D E T 3056 4047 | | | M O N D E T 3 7 | | | M O N D E T 11 17 | | |
| FRANCE 3037 3840 | | | FRANCE 3 7 | | | FRANCE 10 17 | | |
| BELGIQUE LUXBG 1 1 | | | | | | | | |
| ALLEMAGNE RF 6 163 | | | | | | | | |
| ROYAUME UNI 6 1 | | | | | | | | |
| ETATS UNIS 7 42 | | | | | | | | |

Werte : 1000 \$ — Mengen : Tonnen falls nicht anders vermerkt (Abkürzungen siehe Anhang)
Y : siehe im Anhang Anmerkungen zu den Waren

Valeurs : 1000 \$ — Quantités : Tonnes sauf indication contraire (Voir abréviations en Annexe)
Y : voir notes par produits en Annexe

Tab. 2

import 1961

| WAREN - PRODUIT | | | MENZE QUANTITÉ | | | WERTE VALEUR | | | WAREN - PRODUIT | | | MENZE QUANTITÉ | | | WERTE VALEUR | | | WAREN - PRODUIT | | | MENZE QUANTITÉ | | | WERTE VALEUR | | |
|--------------------------------|--|--|-----------------|--|--|--------------|--|--|--------------------|--|--|-----------------|--|--|--------------|--|--|--------------------|--|--|-----------------|--|--|--------------|--|--|
| Ursprung - Origine | | | Einheit - Unité | | | 1000 \$ | | | Ursprung - Origine | | | Einheit - Unité | | | 1000 \$ | | | Ursprung - Origine | | | Einheit - Unité | | | 1000 \$ | | |
| 911 | | | | | | | | | | | | | | | | | | | | | | | | | | |
| COLIS POSTAUX NON CL AILLEURS | | | | | | | | | | | | | | | | | | | | | | | | | | |
| POSTPAKETE ANDERW N ZUREORDNET | | | | | | | | | | | | | | | | | | | | | | | | | | |
| M O N D E T | | | 11 | | | 5 | | | | | | | | | | | | | | | | | | | | |
| FRANCE | | | 11 | | | 5 | | | | | | | | | | | | | | | | | | | | |
| 931 | | | | | | | | | | | | | | | | | | | | | | | | | | |
| MARCH EN RETOUR TRANSAC SPECIA | | | | | | | | | | | | | | | | | | | | | | | | | | |
| RUECKWAREN U BESOND FIR U AUSF | | | | | | | | | | | | | | | | | | | | | | | | | | |
| M O N D E T | | | 37 | | | 163 | | | | | | | | | | | | | | | | | | | | |
| FRANCE | | | 34 | | | 152 | | | | | | | | | | | | | | | | | | | | |
| BELGIQUE LUXBG | | | | | | 1 | | | | | | | | | | | | | | | | | | | | |
| ITALIE | | | | | | 1 | | | | | | | | | | | | | | | | | | | | |
| SUISSE | | | | | | 2 | | | | | | | | | | | | | | | | | | | | |
| MAROC | | | 1 | | | 2 | | | | | | | | | | | | | | | | | | | | |
| • ALGERIE | | | | | | 1 | | | | | | | | | | | | | | | | | | | | |
| GUINEE REP | | | | | | 2 | | | | | | | | | | | | | | | | | | | | |
| • COTE IVOIRE | | | | | | 1 | | | | | | | | | | | | | | | | | | | | |
| • CONGO BRAZZA | | | 1 | | | 1 | | | | | | | | | | | | | | | | | | | | |
| • MALGACHE REP | | | | | | 1 | | | | | | | | | | | | | | | | | | | | |
| 951 | | | | | | | | | | | | | | | | | | | | | | | | | | |
| ARMURERIE MUNITIONS DE GUERR | | | | | | | | | | | | | | | | | | | | | | | | | | |
| KRIEGSWAFFEN UND MUNITION | | | | | | | | | | | | | | | | | | | | | | | | | | |
| M O N D E T | | | 1 | | | 8 | | | | | | | | | | | | | | | | | | | | |
| FRANCE | | | 1 | | | 8 | | | | | | | | | | | | | | | | | | | | |

Werte: 1000 \$ — Mengen: Tonnen falls nicht anders vermerkt (Abkürzungen siehe Anhang)
 Y: siehe im Anhang Anmerkungen zu den Waren

Valeurs: 1000 \$ — Quantités: Tonnes sauf indication contraire (Voir abréviations en Annexe)
 Y: voir notes par produits en Annexe

Tab. 2

import 1961

Mali

| WAREN - PRODUIT | | | WAREN - PRODUIT | | | WAREN - PRODUIT | | |
|---------------------------------|-----------------|-------|--------------------------------|-----------------|-------|--------------------------------|-----------------|-------|
| MENGES | | WERTE | MENGES | | WERTE | MENGES | | WERTE |
| QUANTITÉ | Einheit - Unité | | QUANTITÉ | Einheit - Unité | | QUANTITÉ | Einheit - Unité | |
| 1000 \$ | | | 1000 \$ | | | 1000 \$ | | |
| Ursprung - Origine | | | Ursprung - Origine | | | Ursprung - Origine | | |
| 0 1 | | | 024 | | | MAROC | | |
| PRD ALIMENTAIRES BOISSONS TABAC | | | FROMAGE ET CAILLEBOTTE | | | ..ALGERIE | | |
| NAHRUNGS UND GENUSSMITTEL | | | KAESE UND QUARK | | | ..NIGER | | |
| M O N D E | | | M O N D E | | | ..COTE IVOIRE | | |
| FRANCE | | | FRANCE | | | 051 | | |
| BELGIQUE LUXBG | | | FRANCE | | | FRUITS FRAIS NOIX SAUF OLEAGIN | | |
| PAYS BAS | | | DANEMARK | | | OBST UND SUEDFR FRISCH NUESSE | | |
| ALLEMAGNE RF | | | GUINEE REP | | | M O N D E | | |
| ITALIE | | | 025 | | | FRANCE | | |
| ROYAUME UNI | | | OEUF D OISEAUX | | | MAROC | | |
| DANEMARK | | | VOGEELEIER | | | ..NIGER | | |
| SUISSE | | | M O N D E | | | GUINEE REP | | |
| PORTUGAL | | | FRANCE | | | ..COTE IVOIRE | | |
| ESPAGNE | | | MAROC | | | GHANA | | |
| YUGOSLAVIE | | | 031 | | | LIBAN | | |
| TCHECOSLOVAQUIE | | | POISSONS | | | 052 | | |
| MAROC | | | FISCH | | | FRUITS SECHES OU DESHYDRATES | | |
| ..ALGERIE | | | M O N D E | | | TROCKENFRUECHTE | | |
| ..NIGER | | | FRANCE | | | M O N D E | | |
| ..SENEGAL | | | ..COTE IVOIRE | | | FRANCE | | |
| GUINEE REP | | | 032 | | | MAROC | | |
| ..HAUTE VOLTA | | | PREP CONSERV POISSONS ET CRUST | | | ..ALGERIE | | |
| ..COTE IVOIRE | | | FISCHZUBEREITUNGEN U KONSERVEN | | | GUINEE REP | | |
| GHANA | | | M O N D E | | | ..COTE IVOIRE | | |
| ..MALGACHE REP | | | FRANCE | | | 053 | | |
| ETATS UNIS | | | PAYS BAS | | | PREP ET CONSERVES DE FRUITS | | |
| LIBAN | | | MAROC | | | OBST SUEDFR ZUBEREIT KONSERVEN | | |
| ISRAEL | | | GHANA | | | M O N D E | | |
| CHINE CONTINENT | | | 042 | | | FRANCE | | |
| FORMOSE | | | RIZ | | | BELGIQUE LUXBG | | |
| | | | REIS | | | M ROC | | |
| 001 | | | M O N D E | | | ..ALGERIE | | |
| ANIMAUX VIVANTS | | | FRANCE | | | GUINEE REP | | |
| LEBENDE TIERE | | | PAYS BAS | | | ..HAUTE VOLTA | | |
| M O N D E | | | MAROC | | | ..COTE IVOIRE | | |
| ..COTE IVOIRE | | | GHANA | | | ISRAEL | | |
| 011 | | | 045 | | | 054 | | |
| VIANDE FRAICHE REFRIG CONGELEE | | | AUTRES CEREALES | | | LEGUMES PLANTES TUBERC ALIMENT | | |
| FLEISCH FRISCH GEKUEHLT GEFR | | | ANDERES GETREIDE | | | GEMUESE PFLANZEN KNOLLEN FERN | | |
| M O N D E | | | M O N D E | | | M O N D E | | |
| FRANCE | | | FRANCE | | | FRANCE | | |
| 012 | | | PAYS BAS | | | YUGOSLAVIE | | |
| VIANDES ETC SECHES SALES FUMES | | | MAROC | | | ..ALGERIE | | |
| FLEISCH USW EINFACH ZUBEREITET | | | GHANA | | | ..NIGER | | |
| M O N D E | | | 046 | | | GUINEE REP | | |
| FRANCE | | | SEMOULE ET FARINE DE FROMENT | | | ..HAUTE VOLTA | | |
| 013 | | | GRIESS UND MEHL AUS WEIZEN | | | ..COTE IVOIRE | | |
| PREP ET CONSERVES DE VIANDE | | | M O N D E | | | 055 | | |
| FLEISCHZUBEREITUNGEN KONSERVEN | | | FRANCE | | | PREPARAT ET CONSERV DE LEGUMES | | |
| M O N D E | | | PAYS BAS | | | ZUBEREITUNGEN A GEMUESE USW | | |
| FRANCE | | | 022 | | | M O N D E | | |
| PAYS BAS | | | LAIT ET CREME DE LAIT | | | FRANCE | | |
| 023 | | | MILCH UND RAHM | | | BELGIQUE LUXBG | | |
| BEURRE | | | M O N D E | | | ALLEMAGNE RF | | |
| BÜTTER | | | FRANCE | | | TCHECOSLOVAQUIE | | |
| M O N D E | | | PAYS BAS | | | ..ALGERIE | | |
| FRANCE | | | ..NIGER | | | ..NIGER | | |
| PAYS BAS | | | GUINEE REP | | | ..HAUTE VOLTA | | |
| ..NIGER | | | GHANA | | | 061 | | |
| ..COTE IVOIRE | | | 047 | | | SUCRE ET MIEL | | |
| | | | SEMOULE FARINE AUTRES CEREALES | | | ZUCKER UND HONIG | | |
| | | | GRIESS UND MEHL A AND GETREIDE | | | M O N D E | | |
| | | | M O N D E | | | FRANCE | | |
| | | | FRANCE | | | BELGIQUE LUXBG | | |
| | | | GUINEE REP | | | ALLEMAGNE RF | | |
| | | | 048 | | | TCHECOSLOVAQUIE | | |
| | | | PREPAR DE CEREALES DE FARINES | | | ..ALGERIE | | |
| | | | ZUBEREITUNGEN A GETREIDEMEHL | | | ..NIGER | | |
| | | | M O N D E | | | ..SENEGAL | | |
| | | | FRANCE | | | GUINEE REP | | |
| | | | BELGIQUE LUXBG | | | ..HAUTE VOLTA | | |
| | | | PAYS BAS | | | ..COTE IVOIRE | | |
| | | | ITALIE | | | GHANA | | |
| | | | DANEMARK | | | ..MALGACHE REP | | |

Werte : 1000 \$ — Mengen : Tonnes falls nicht anders vermerkt (Abkürzungen siehe Anhang)
 Y : siehe im Anhang Anmerkungen zu den Waren

Valeurs : 1000 \$ — Quantités : Tonnes sauf indication contraire (Voir abréviations en Annexe)
 Y : voir notes par produits en Annexe

Tab. 2

import 1961

| WAREN - PRODUIT | | MENGE QUANTITÉ | | WERTE VALEUR | WAREN - PRODUIT | | MENGE QUANTITÉ | | WERTE VALEUR | WAREN - PRODUIT | | MENGE QUANTITÉ | | WERTE VALEUR |
|--------------------|---|-------------------|--|-----------------|--------------------------------|--|-------------------|------|-----------------|--------------------|--|-------------------|--|-----------------|
| ↓ ↓ | | ↓ ↓ | | ↓ ↓ | ↓ ↓ | | ↓ ↓ | | ↓ ↓ | ↓ ↓ | | ↓ ↓ | | ↓ ↓ |
| Ursprung - Origine | | Einheit - Unité | | 1000 \$ | Ursprung - Origine | | Einheit - Unité | | 1000 \$ | Ursprung - Origine | | Einheit - Unité | | 1000 \$ |
| 062 | PRÉPARATIONS A BASE DE SUCRE ZUCKERWAREN | | | | FRANCE | | | 119 | 16 | 243 | BOIS FACONNES OU SIMPL TRAV HOLZ EINFACH BEARBEITET | | | |
| | | | | | • NIGER | | | 16 | 2 | | | | | |
| | | | | | • HAUTE VOLTA | | | 71 | 10 | | | | | |
| | | | | | | | | | | | | | | |
| | | | | | 112 | | | | | | | | | |
| | | | | | BOISSONS ALCOOLIQUEES | | | | | | | | | |
| | | | | | ALKOHOLISCHE GETRAENKE | | | | | | | | | |
| | | | | | | | | | | | | | | |
| | | | | | M O N D E T | | | 2664 | 520 | | | | | |
| | | | | | FRANCE | | | 1447 | 286 | | | | | |
| | | | | | PAYS BAS | | | 277 | 58 | | | | | |
| | | | | | ALLEMAGNE RF | | | 9 | 2 | | | | | |
| | | | | | ROYAUME UNI | | | 74 | 53 | | | | | |
| | | | | | PORTUGAL | | | 15 | 7 | | | | | |
| | | | | | ESPAGNE | | | 7 | 1 | | | | | |
| | | | | | MAROC | | | 18 | 7 | | | | | |
| | | | | | • ALGERIE | | | 72 | 10 | | | | | |
| | | | | | • NIGER | | | 17 | 4 | | | | | |
| | | | | | • HAUTE VOLTA | | | 106 | 21 | | | | | |
| | | | | | • COTE IVOIRE | | | 621 | 71 | | | | | |
| | | | | | | | | | | | | | | |
| | | | | | 21 | | | | | | | | | |
| | | | | | ABACS BRUTS ET DECHETS | | | | | | | | | |
| | | | | | TOHTABAK UND TABAKABFAELLE | | | | | | | | | |
| | | | | | | | | | | | | | | |
| | | | | | M O N D E T | | | 24 | 4 | | | | | |
| | | | | | • COTE IVOIRE | | | 21 | 3 | | | | | |
| | | | | | | | | | | | | | | |
| | | | | | 22 | | | | | | | | | |
| | | | | | ABACS MANUFACTURES | | | | | | | | | |
| | | | | | ABAKWAREN | | | | | | | | | |
| | | | | | | | | | | | | | | |
| | | | | | M O N D E T | | | 400 | 783 | | | | | |
| | | | | | FRANCE | | | 47 | 99 | | | | | |
| | | | | | BELGIQUE LUXBG | | | | 2 | | | | | |
| | | | | | • ALGERIE | | | | 28 | | | | | |
| | | | | | • COTE IVOIRE | | | | 320 | | | | | |
| | | | | | ETATS UNIS | | | | 1 | | | | | |
| | | | | | | | | | | | | | | |
| | | | | | 4 | | | | | | | | | |
| | | | | | ATIERES PREMIERES | | | | | | | | | |
| | | | | | OHSTOFFE | | | | | | | | | |
| | | | | | | | | | | | | | | |
| | | | | | M O N D E | | | | 1518 | | | | | |
| | | | | | FRANCE | | | | 330 | | | | | |
| | | | | | ITALIE | | | | 34 | | | | | |
| | | | | | PORTUGAL | | | | 50 | | | | | |
| | | | | | MAROC | | | | 17 | | | | | |
| | | | | | • ALGERIE | | | | 104 | | | | | |
| | | | | | • MAURITANIE | | | | 38 | | | | | |
| | | | | | • NIGER | | | | 26 | | | | | |
| | | | | | GUINEE PORTUG | | | | 14 | | | | | |
| | | | | | GUINEE REP | | | | 13 | | | | | |
| | | | | | • HAUTE VOLTA | | | | 68 | | | | | |
| | | | | | • COTE IVOIRE | | | | 802 | | | | | |
| | | | | | GHANA | | | | 10 | | | | | |
| | | | | | ETATS UNIS | | | | 3 | | | | | |
| | | | | | VENEZUELA | | | | 1 | | | | | |
| | | | | | ARABIE SEODITE | | | | 3 | | | | | |
| | | | | | HONG KONG | | | | 1 | | | | | |
| | | | | | | | | | | | | | | |
| | | | | | 11 | | | | | | | | | |
| | | | | | EAUX BRUTES SAUF PELLETERIES | | | | | | | | | |
| | | | | | AEUTE UND FELLE ROH | | | | | | | | | |
| | | | | | | | | | | | | | | |
| | | | | | M O N D E T | | | 6 | 2 | | | | | |
| | | | | | GUINEE REP | | | | 1 | | | | | |
| | | | | | • COTE IVOIRE | | | | 5 | | | | | |
| | | | | | | | | | | | | | | |
| | | | | | 31 | | | | | | | | | |
| | | | | | ROUTCHOU BRUT NAT SYNT REGEN | | | | | | | | | |
| | | | | | ROUTSCHUK | | | | | | | | | |
| | | | | | | | | | | | | | | |
| | | | | | M O N D E T | | | 16 | 2 | | | | | |
| | | | | | FRANCE | | | 9 | 1 | | | | | |
| | | | | | | | | | | | | | | |
| | | | | | 12 | | | | | | | | | |
| | | | | | DIS RONDS BRUTS SIMPL EQUAR | | | | | | | | | |
| | | | | | PHHOLZ RUND OD EINF BEHAUEN | | | | | | | | | |
| | | | | | | | | | | | | | | |
| | | | | | M O N D E T | | | 55 | 4 | | | | | |
| | | | | | RANCE | | | 9 | 1 | | | | | |
| | | | | | COTE IVOIRE | | | 46 | 2 | | | | | |
| | | | | | | | | | | | | | | |
| | | | | | 111 | | | | | | | | | |
| | | | | | BOISSONS N ALC SAUF JUS FRUITS | | | | | | | | | |
| | | | | | ALKOHOLFREIE GETRAENKE | | | | | | | | | |
| | | | | | | | | | | | | | | |
| | | | | | M O N D E T | | | 211 | 29 | | | | | |

Werte: 1000 \$ — Mengen: Tonnen falls nicht anders vermerkt (Abkürzungen siehe Anhang)
 Y: siehe im Anhang Anmerkungen zu den Waren

Valeurs: 1000 \$ — Quantités: Tonnes sauf indication contraire (Voir abréviations en Annexe)
 Y: voir notes par produits en Annexe

Tab. 2

import 1961

Mali

| WAREN - PRODUIT | | | WERTE | | | WAREN - PRODUIT | | | WERTE | | | WAREN - PRODUIT | | | WERTE | | | | | | | |
|---|--|--|-----------------|---------|-----|---|--------------------|--|-------|-----------------|---------|--|--|--------------------|-------|------|-----------------|----------------|--|--|-----|-----|
| URSPRUNG - ORIGINE | | | MENGE QUANTITÉ | VALEUR | | | URSPRUNG - ORIGINE | | | MENGE QUANTITÉ | VALEUR | | | URSPRUNG - ORIGINE | | | MENGE QUANTITÉ | VALEUR | | | | |
| | | | Einheit - Unité | 1000 \$ | | | | | | Einheit - Unité | 1000 \$ | | | | | | Einheit - Unité | 1000 \$ | | | | |
| 282 DECHETS DE FONTE FER ET ACIER ABFAELLE VON EISEN ODER STAHL | | | | | | 411 CORPS GRAS D ORIGINE ANIMALE TIERISCHE FETTE UND OELE | | | | | | 513 ELEMENTS CHIMIQUES INORGANIS ANORGANISCHE CHEM GRUNDESTOFFE | | | | | | | | | | |
| M O N D E | | | T | 14 | 1 | M O N D E | | | T | 93 | 20 | M O N D E | | | T | 1148 | 139 | FRANCE | | | 658 | 58 |
| FRANCE | | | | | | FRANCE | | | | 90 | 19 | ALLEMAGNE RF | | | | 158 | 15 | ROYAUME UNI | | | 1 | 1 |
| FRANCE | | | | | | FRANCE | | | | 3 | 1 | ROYAUME UNI | | | | 12 | 3 | GUINEE REP | | | 317 | 61 |
| FRANCE | | | | | | ETATS UNIS | | | | | | COTE IVOIRE | | | | | | | | | | |
| 292 MAT BRUTES ORIG VEGETALE NDA ROHSTOFFE PFL URSPRUNGS A N G | | | | | | 421 HUILES VEGETALES FIXES DOUCES FETTE PFLANZL OELE MILD | | | | | | 514 AUTRES PROD CHIM INORGANIQUEES AND ANORGAN CHEM ERZEUGNISSE | | | | | | | | | | |
| M O N D E | | | T | 10169 | 784 | M O N D E | | | T | 170 | 71 | M O N D E | | | T | 265 | 35 | FRANCE | | | 148 | 26 |
| FRANCE | | | | 24 | 11 | FRANCE | | | | 17 | 10 | FRANCE | | | | 58 | 3 | PAYS BAS | | | 34 | 2 |
| MAROC | | | | 96 | 11 | NIGER | | | | 41 | 18 | NIGER | | | | 34 | 2 | COTE IVOIRE | | | 6 | 2 |
| ALGERIE | | | | 372 | 54 | HAUTE VOLTA | | | | 109 | 41 | HAUTE VOLTA | | | | | | | | | | |
| MAURITANIE | | | | 166 | 30 | COTE IVOIRE | | | | 2 | 1 | COTE IVOIRE | | | | | | | | | | |
| NIGER | | | | 18 | 4 | HONG KONG | | | | 2 | 1 | | | | | | | | | | | |
| GUINEE REP | | | | 112 | 8 | | | | | | | | | | | | | | | | | |
| HAUTE VOLTA | | | | 11 | 1 | | | | | | | | | | | | | | | | | |
| COTE IVOIRE | | | | 9360 | 666 | | | | | | | | | | | | | | | | | |
| 3 PRODUITS ENERGETIQUES BRENNSTOFFE | | | | | | 422 AUTRES HUILES VEGETALES FIXES ANDERE FETTE PFLANZLICHE OELE | | | | | | 521 GOUDRONS MINER DERIV CHIM BRUT TEER UND TEERERZEUGNISSE | | | | | | | | | | |
| M O N D E | | | | 1779 | | M O N D E | | | T | 433 | 29 | M O N D E | | | T | 3 | 1 | FRANCE | | | 3 | 1 |
| FRANCE | | | | 595 | | FRANCE | | | | 4 | 2 | FRANCE | | | | 3 | 1 | | | | | |
| PAYS BAS | | | | 31 | | NIGER | | | | 9 | 2 | FRANCE | | | | 3 | 1 | | | | | |
| ALLEMAGNE RF | | | | 1 | | GUINEE REP | | | | 11 | 3 | FRANCE | | | | 3 | 1 | | | | | |
| ITALIE | | | | 4 | | HAUTE VOLTA | | | | 400 | 20 | | | | | | | | | | | |
| ROYAUME UNI | | | | 1 | | COTE IVOIRE | | | | | | | | | | | | | | | | |
| ESPAGNE | | | | 2 | | | | | | | | | | | | | | | | | | |
| CANARIES | | | | 1 | | | | | | | | | | | | | | | | | | |
| NIGER | | | | 1 | | | | | | | | | | | | | | | | | | |
| HAUTE VOLTA | | | | 3 | | | | | | | | | | | | | | | | | | |
| COTE IVOIRE | | | | 7 | | | | | | | | | | | | | | | | | | |
| GHANA | | | | 11 | | | | | | | | | | | | | | | | | | |
| NIGERIA | | | | 1 | | | | | | | | | | | | | | | | | | |
| AFR OC BRIT NS | | | | 1 | | | | | | | | | | | | | | | | | | |
| ETATS UNIS | | | | 92 | | | | | | | | | | | | | | | | | | |
| ANTILLES NEER | | | | 110 | | | | | | | | | | | | | | | | | | |
| CANAL PANAMA | | | | 18 | | | | | | | | | | | | | | | | | | |
| VENEZUELA | | | | 739 | | | | | | | | | | | | | | | | | | |
| IRAK | | | | 45 | | | | | | | | | | | | | | | | | | |
| IRAN | | | | 35 | | | | | | | | | | | | | | | | | | |
| ARABIE SEODITE | | | | 66 | | | | | | | | | | | | | | | | | | |
| ADEN | | | | 14 | | | | | | | | | | | | | | | | | | |
| 321 CHARBON COKES ET AGGLOMERES KOHLE KOKS UND BRIKETTS | | | | | | 568 AUTRES PRODUITS INDUSTRIELS ANDERE INDUSTRIELLE ERZEUGNISSE | | | | | | 531 COLOR DU GOUDR INDIGO NAT ETC SYNT ORG FARBST NAT INDIGO USW | | | | | | | | | | |
| M O N D E | | | T | 30 | 1 | M O N D E | | | T | 19036 | | M O N D E | | | T | 230 | 73 | FRANCE | | | 28 | 8 |
| FRANCE | | | | 30 | 1 | FRANCE | | | | 14547 | | FRANCE | | | | 3 | 8 | ALLEMAGNE RF | | | 10 | 16 |
| | | | | | | BELGIQUE LUXBG | | | | 184 | | ROYAUME UNI | | | | 14 | 10 | NIGER | | | 158 | 24 |
| | | | | | | PAYS BAS | | | | 324 | | GUINEE REP | | | | 2 | 1 | HAUTE VOLTA | | | 12 | 3 |
| | | | | | | ALLEMAGNE RF | | | | 541 | | COTE IVOIRE | | | | 3 | 3 | GHANA | | | | |
| | | | | | | ITALIE | | | | 412 | | | | | | | | | | | | |
| | | | | | | ROYAUME UNI | | | | 176 | | | | | | | | | | | | |
| | | | | | | NORVEGE | | | | 10 | | | | | | | | | | | | |
| | | | | | | SUEDE | | | | 20 | | | | | | | | | | | | |
| | | | | | | DANEMARK | | | | 2 | | | | | | | | | | | | |
| | | | | | | SUISSE | | | | 6 | | | | | | | | | | | | |
| | | | | | | AUTRICHE | | | | 20 | | | | | | | | | | | | |
| | | | | | | PORTUGAL | | | | 8 | | | | | | | | | | | | |
| | | | | | | ESPAGNE | | | | 122 | | | | | | | | | | | | |
| | | | | | | UR S S | | | | 1 | | | | | | | | | | | | |
| | | | | | | ZONE MARK EST | | | | 29 | | | | | | | | | | | | |
| | | | | | | POLOGNE | | | | 18 | | | | | | | | | | | | |
| | | | | | | TCHECOSLOVAQUIE | | | | 28 | | | | | | | | | | | | |
| | | | | | | HONGRIE | | | | 118 | | | | | | | | | | | | |
| | | | | | | MAROC | | | | 64 | | | | | | | | | | | | |
| | | | | | | ALGERIE | | | | 29 | | | | | | | | | | | | |
| | | | | | | TUNISIE | | | | 39 | | | | | | | | | | | | |
| | | | | | | EGYPTE | | | | 66 | | | | | | | | | | | | |
| | | | | | | NIGER | | | | 14 | | | | | | | | | | | | |
| | | | | | | SCNEGAL | | | | 134 | | | | | | | | | | | | |
| | | | | | | GUINEE REP | | | | 45 | | | | | | | | | | | | |
| | | | | | | HAUTE VOLTA | | | | 4 | | | | | | | | | | | | |
| | | | | | | SIERRA LEONE | | | | 6 | | | | | | | | | | | | |
| | | | | | | LIBERIA | | | | 1307 | | | | | | | | | | | | |
| | | | | | | COTE IVOIRE | | | | 146 | | | | | | | | | | | | |
| | | | | | | GHANA | | | | 13 | | | | | | | | | | | | |
| | | | | | | DAHOMEY | | | | 1 | | | | | | | | | | | | |
| | | | | | | ANCIENNE AEF | | | | 29 | | | | | | | | | | | | |
| | | | | | | ETATS UNIS | | | | 1 | | | | | | | | | | | | |
| | | | | | | LIBAN | | | | 11 | | | | | | | | | | | | |
| | | | | | | ISRAEL | | | | 68 | | | | | | | | | | | | |
| | | | | | | AFGHANISTAN | | | | 35 | | | | | | | | | | | | |
| | | | | | | UNION INDIENNE | | | | 24 | | | | | | | | | | | | |
| | | | | | | JAPON | | | | 359 | | | | | | | | | | | | |
| | | | | | | HONG KONG | | | | 17 | | | | | | | | | | | | |
| | | | | | | VIETNAM SUD | | | | 16 | | | | | | | | | | | | |
| | | | | | | INDONESIE | | | | | | | | | | | | | | | | |
| 341 GAZ NATURELS ET GAZ D USINE ERDCAS UND INDUSTRIEGASE | | | | | | 512 PRODUITS CHIMIQUES ORGANIQUES ORGANISCHE CHEM ERZEUGNISSE | | | | | | 541 PRODUITS MEDICIN ET PHARMACEUT MEDIZIN U PHARM ERZEUGNISSE | | | | | | | | | | |
| M O N D E | | | T | 68 | 34 | M O N D E | | | T | 276 | 847 | M O N D E | | | T | 72 | 15 | FRANCE | | | 269 | 833 |
| FRANCE | | | | 61 | 30 | FRANCE | | | | 2 | 3 | FRANCE | | | | 68 | 14 | BELGIQUE LUXBG | | | 2 | 2 |
| FRANCE | | | | | | COTE IVOIRE | | | | | | ALLEMAGNE RF | | | | 2 | 2 | PAYS BAS | | | 1 | 3 |
| | | | | | | | | | | | | ROYAUME UNI | | | | 1 | 2 | MAROC | | | 1 | 2 |
| | | | | | | | | | | | | GUINEE REP | | | | 1 | 2 | COTE IVOIRE | | | | 4 |
| | | | | | | | | | | | | | | | | | | | | | | |
| | | | | | | | | | | | | | | | | | | | | | | |
| | | | | | | | | | | | | | | | | | | | | | | |
| | | | | | | | | | | | | | | | | | | | | | | |
| | | | | | | | | | | | | | | | | | | | | | | |
| | | | | | | | | | | | | | | | | | | | | | | |
| | | | | | | | | | | | | | | | | | | | | | | |
| | | | | | | | | | | | | | | | | | | | | | | |
| | | | | | | | | | | | | | | | | | | | | | | |
| | | | | | | | | | | | | | | | | | | | | | | |
| | | | | | | | | | | | | | | | | | | | | | | |
| | | | | | | | | | | | | | | | | | | | | | | |
| | | | | | | | | | | | | | | | | | | | | | | |
| | | | | | | | | | | | | | | | | | | | | | | |
| | | | | | | | | | | | | | | | | | | | | | | |
| | | | | | | | | | | | | | | | | | | | | | | |
| | | | | | | | | | | | | | | | | | | | | | | |

Werte: 1000 \$ — Mengen: Tonnen falls nicht anders vermerkt (Abkürzungen siehe Anhang)
Y: siehe im Anhang Anmerkungen zu den Waren

Valeurs: 1000 \$ — Quantités: Tonnes sauf indication contraire (Voir abréviations en Annexe)
Y: voir notes par produits en Annexe

Tab. 2

import 1961

| WAREN - PRODUIT | | MENGE QUANTITÉ | WERTE VALEUR | WAREN - PRODUIT | | MENGE QUANTITÉ | WERTE VALEUR | WAREN - PRODUIT | | MENGE QUANTITÉ | WERTE VALEUR |
|--|-----|-------------------|--|---|------|---|-----------------|--|-----|-------------------|-----------------|
| ↳ Ursprung - Origine | | ↳ Einheit - Unité | ↳ 1000 \$ | ↳ Ursprung - Origine | | ↳ Einheit - Unité | ↳ 1000 \$ | ↳ Ursprung - Origine | | ↳ Einheit - Unité | ↳ 1000 \$ |
| 553 PARFUMERIE ET PROD DE BEAUTE RIECH UND SCHOENHEITSMITTEL | | | | 621 DEMI PRODUITS EN CAOUTCHOUC HALBERZEUGNISSE AUS KAUTSCHUK | | | | 652 TISSUS COTON SAUF TISSUS SPEC BAUMWOLLGEWEBE | | | |
| M O N D E T | 150 | 186 | M O N D E T | 16 | 21 | M O N D E T | 3185 | 7694 | | | |
| FRANCE | 92 | 130 | FRANCE | 13 | 17 | FRANCE | 2584 | 6461 | | | |
| ALLEMAGNE RF | 2 | 2 | ALLEMAGNE RF | 1 | 2 | BELGIQUE LUXBG | 55 | 115 | | | |
| ROYAUME UNI | 30 | 28 | MAROC | 1 | 1 | PAYS BAS | 92 | 256 | | | |
| MAROC | | 1 | • COTE IVOIRE | 2 | 1 | ALLEMAGNE RF | 108 | 236 | | | |
| • ALGERIE | 2 | 2 | | | | ITALIE | 17 | 36 | | | |
| • NIGER | 1 | 1 | | | | ROYAUME UNI | 18 | 96 | | | |
| • COTE IVOIRE | 21 | 21 | | | | AUTRICHE | 1 | 2 | | | |
| | | | 629 ART MANUFACT EN CAOUTCHOUC NDA BEARB WAREN A KAUTSCHUK A N G | | | | ESPAGNE | 33 | 72 | | |
| 554 SAVONS PRODUITS D ENTRETIEN SEIFEN PUTZ UND WASCHMITTEL | | | | M O N D E T | 695 | 916 | ZONE MARK EST | 1 | 1 | | |
| M O N D E T | 933 | 286 | FRANCE | 636 | 861 | • ALGERIE | 9 | 14 | | | |
| FRANCE | 722 | 210 | PAYS BAS | 28 | 30 | EGYPTE | 37 | 35 | | | |
| PAYS BAS | 3 | 3 | ITALIE | 12 | 11 | • NIGER | 1 | 3 | | | |
| • ALGERIE | 2 | 1 | ROYAUME UNI | 1 | 2 | GUINEE REP | 17 | 43 | | | |
| • NIGER | 21 | 6 | • NIGER | 1 | 5 | • HAUTE VOLTA | 3 | 5 | | | |
| GUINEE REP | 1 | 1 | • HAUTE VOLTA | 2 | 2 | SIERRA LEONE | 1 | 3 | | | |
| • HAUTE VOLTA | 21 | 9 | • COTE IVOIRE | 8 | 2 | LIBERIA | 1 | 32 | | | |
| • COTE IVOIRE | 119 | 41 | ETATS UNIS | 1 | 2 | GHANA | 5 | 20 | | | |
| GHANA | 3 | 2 | | | | AFGHANISTAN | 2 | 4 | | | |
| • CAHMEY | 41 | 13 | 631 BOIS ARTIF ET TRAVAILLES NDA FURNIERE KUNSTHOLZ USW A N G | | | | UNION INDIENNE | 4 | 9 | | |
| | | | M O N D E T | 84 | 19 | JAPON | 7 | 18 | | | |
| 561 ENGRAIS MANUFACTURES CHEMISCHE DUENGEMITTEL | | | FRANCE | 13 | 3 | HONG KONG | 170 | 213 | | | |
| M O N D E T | 505 | 65 | • HAUTE VOLTA | 8 | 2 | INDONESIE | 7 | 15 | | | |
| FRANCE | 391 | 36 | • COTE IVOIRE | 60 | 13 | | | | | | |
| TUNISIE | 110 | 28 | • ANCIENNE AEF | 3 | 1 | 653 AUTRES TISSUS SAUF SPECIAUX ANDERE GEWEBE | | | | | |
| • COTE IVOIRE | 4 | 1 | | | | M O N D E T | 365 | 982 | | | |
| | | | 632 ARTICLES MANUFACT EN BOIS NDA BEARBEITETE WAREN A HOLZ A N G | | | | FRANCE | 178 | 529 | | |
| 571 EXPLOSIFS SPRENGSTOFFE | | | M O N D E T | 32 | 16 | PAYS BAS | | 1 | | | |
| M O N D E T | 85 | 100 | FRANCE | 14 | 8 | ALLEMAGNE RF | 94 | 181 | | | |
| FRANCE | 78 | 96 | ALLEMAGNE RF | 2 | 3 | ITALIE | 70 | 237 | | | |
| MAROC | 7 | 4 | • NIGER | 3 | 1 | AUTRICHE | 8 | 11 | | | |
| | | | • HAUTE VOLTA | 1 | 2 | ESPAGNE | 13 | 17 | | | |
| | | | • COTE IVOIRE | 9 | 1 | GUINEE REP | | 1 | | | |
| | | | | | | LIBERIA | | 3 | | | |
| | | | | | | • COTE IVOIRE | 1 | 2 | | | |
| 581 MATIERES PLASTIQUES RESIN ART KUNSTSTOFFE KUNSTHARZE USW | | | 633 ARTICLES MANUFACTURES EN LIEGE BEARBEITETE WAREN AUS KORK | | | 654 TULLES DENTELLES BRODERIES ETC TUELL SPITZEN BAENDER USW | | | | | |
| M O N D E T | 26 | 37 | M O N D E T | 1 | 2 | M O N D E T | 4 | 21 | | | |
| FRANCE | 17 | 25 | FRANCE | 1 | 2 | FRANCE | 3 | 18 | | | |
| ALLEMAGNE RF | | 1 | | | | ALLEMAGNE RF | | 1 | | | |
| ITALIE | 1 | 1 | | | | GHANA | 1 | 1 | | | |
| MAROC | 1 | 1 | | | | | | | | | |
| GUINEE REP | 3 | 4 | 641 PAPIERS ET CARTONS PAPIER UND PAPPE | | | 655 TISSUS SPECIAUX ARTIC ASSIMIL SPEZIALGEWEBE UND ERZEUGNISSE | | | | | |
| • COTE IVOIRE | 4 | 4 | M O N D E T | 127 | 42 | M O N D E T | 64 | 67 | | | |
| | | | FRANCE | 119 | 39 | FRANCE | 27 | 32 | | | |
| | | | SUEDE | 8 | 2 | ALLEMAGNE RF | 1 | 1 | | | |
| 599 PRODUITS CHIMIQUES NDA CHEMISCHE ERZEUGNISSE A N G | | | | | | • HAUTE VOLTA | | 1 | | | |
| M O N D E T | 455 | 341 | 642 ARTICLES EN PAPIER OU CARTON WAREN AUS PAPIER ODER PAPPE | | | | • COTE IVOIRE | 25 | | | |
| FRANCE | 368 | 313 | M O N D E T | 244 | 174 | GHANA | 12 | 14 | | | |
| PAYS BAS | 40 | 4 | FRANCE | 237 | 168 | | | | | | |
| ITALIE | 1 | 1 | SUEDE | 5 | 3 | 656 ARTICLES EN MAT TEXTILES NDA SPINNSTOFFWAREN A N G | | | | | |
| ROYAUME UNI | 1 | 1 | • COTE IVOIRE | 1 | 1 | M O N D E T | 1105 | 634 | | | |
| • COTE IVOIRE | 33 | 15 | | | | FRANCE | 469 | 364 | | | |
| ETATS UNIS | 12 | 7 | 651 FILS DE MATIERES TEXTILES GARNE AUS SPINNSTOFFEN | | | | BELGIQUE LUXBG | 11 | | | |
| | | | M O N D E T | 549 | 1179 | PAYS BAS | 23 | 10 | | | |
| | | | FRANCE | 81 | 221 | ALLEMAGNE RF | 2 | 2 | | | |
| | | | BELGIQUE LUXBG | 6 | 20 | ITALIE | 103 | 55 | | | |
| | | | ITALIE | 16 | 3 | PORTUGAL | 20 | 8 | | | |
| | | | • NIGER | 1 | 3 | ESPAGNE | 31 | 17 | | | |
| | | | GUINEE REP | 1 | 3 | TCHECOSLOVAQUIE | 25 | 4 | | | |
| | | | • HAUTE VOLTA | 3 | 6 | MAROC | 1 | 1 | | | |
| | | | • COTE IVOIRE | 388 | 867 | • ALGERIE | 47 | 14 | | | |
| | | | GHANA | 50 | 47 | TUNISIE | 3 | 1 | | | |
| | | | | | | • NIGER | 9 | 1 | | | |
| | | | | | | GUINEE REP | 6 | 4 | | | |
| | | | | | | • HAUTE VOLTA | | 1 | | | |
| | | | | | | • COTE IVOIRE | 37 | 19 | | | |
| | | | | | | GHANA | 11 | 29 | | | |
| | | | | | | AFGHANISTAN | 200 | 64 | | | |
| | | | | | | UNION INDIENNE | 100 | 26 | | | |
| | | | | | | HONG KONG | 1 | 2 | | | |
| | | | | | | | | | | | |

Werte : 1000 \$ — Mengen : Tonnen falls nicht anders vermerkt (Abkürzungen siehe Anhang)
Y : siehe im Anhang Anmerkungen zu den Waren

Valeurs : 1000 \$ — Quantités : Tonnes sauf indication contraire (Voir abréviations en Annexe)
Y : voir notes par produits en Annexe

Tab. 2

import 1961

| WAREN - PRODUIT | | | MENGE QUANTITÉ | | WERTE VALEUR | | WAREN - PRODUIT | | | MENGE QUANTITÉ | | WERTE VALEUR | | WAREN - PRODUIT | | | MENGE QUANTITÉ | | WERTE VALEUR | |
|--|--|--|-------------------|--|--------------|---|----------------------|--|--|-------------------|--|---|--|----------------------|--|--|-------------------|--|--------------|--|
| ↳ Ursprung - Origine | | | ↳ Einheit - Unité | | ↳ 1000 \$ | | ↳ Ursprung - Origine | | | ↳ Einheit - Unité | | ↳ 1000 \$ | | ↳ Ursprung - Origine | | | ↳ Einheit - Unité | | ↳ 1000 \$ | |
| 694 CLOUTERIE ET BOULONNERIE NÄGEL UND SCHRAUBEN | | | | | | MAROC | | | | | | 719 MACHINES ET APPAREILS NOA MASCHINEN UND APPARATE ANG | | | | | | | | |
| M O N D E T 216 91 | | | | | | • ALGERIE 77 6 | | | | | | M O N D E T 235 527 | | | | | | | | |
| FRANCE 147 69 | | | | | | • NIGER 6 | | | | | | FRANCE 155 335 | | | | | | | | |
| ROYAUME UNI . 1 | | | | | | • SENEGAL 5 | | | | | | PAYS BAS 2 3 | | | | | | | | |
| SUEDE . 1 | | | | | | GUINEE REP 1 | | | | | | ALLEMAGNE RF 4 7 | | | | | | | | |
| • COTE IVOIRE 68 17 | | | | | | • HAUTE VOLTA 15 | | | | | | ITALIE 13 21 | | | | | | | | |
| ETATS UNIS 2 | | | | | | • COTE IVOIRE 89 | | | | | | ROYAUME UNI . 10 14 | | | | | | | | |
| | | | | | | GHANA 11 | | | | | | SUEDE . 1 3 | | | | | | | | |
| | | | | | | ETATS UNIS 326 2 | | | | | | • ALGERIE . 1 1 | | | | | | | | |
| | | | | | | VENEZUELA 2 | | | | | | • NIGER . 2 2 | | | | | | | | |
| | | | | | | ISRAEL 18 | | | | | | • COTE IVOIRE 2 6 | | | | | | | | |
| | | | | | | HONG KONG 10 | | | | | | ETATS UNIS 40 116 | | | | | | | | |
| | | | | | | | | | | | | ISRAEL 7 18 | | | | | | | | |
| 695 OUTILLAGE EN METAUX COMMUNS WERKZEUGE AUS UNEDLEN METALLEN | | | | | | 711 CHAUDIERES ET MOT NON ELECTR DAMPFKESSEL U NICHTELEKT MOTOR | | | | | | 722 MACH ELECT APPAR POUR COUPURE ELEKTR MASCH U SCHALTGERAETE | | | | | | | | |
| M O N D E T 109 153 | | | | | | M O N D E T 127 360 | | | | | | M O N D E T 43 111 | | | | | | | | |
| FRANCE 93 136 | | | | | | FRANCE 82 248 | | | | | | FRANCE 42 107 | | | | | | | | |
| PAYS BAS 2 3 | | | | | | BELGIQUE LUXBG 3 | | | | | | • COTE IVOIRE 1 1 | | | | | | | | |
| ALLEMAGNE RF 8 7 | | | | | | ALLEMAGNE RF 17 13 | | | | | | ETATS UNIS 1 1 | | | | | | | | |
| ROYAUME UNI . 1 | | | | | | ROYAUME UNI . 3 13 | | | | | | | | | | | | | | |
| • NIGER 1 1 | | | | | | SUEDE 9 39 | | | | | | | | | | | | | | |
| • COTE IVOIRE 3 3 | | | | | | • HAUTE VOLTA 1 3 | | | | | | | | | | | | | | |
| ETATS UNIS 3 3 | | | | | | • COTE IVOIRE 6 8 | | | | | | | | | | | | | | |
| | | | | | | GHANA 1 | | | | | | | | | | | | | | |
| | | | | | | ETATS UNIS 8 28 | | | | | | | | | | | | | | |
| | | | | | | VENEZUELA 1 2 | | | | | | | | | | | | | | |
| 696 COUPELLERIE ET COUVERTS SCHNEIDWAREN UND BESTECKE | | | | | | 712 TRACTEURS MACH ET APPAR AGRICO SCHLEPPER MASCHIN APP F LANDW | | | | | | 723 FILS CABLES ISOLAT ETC P ELEC DRAEHTE KABEL ISOLATOREN F EL | | | | | | | | |
| M O N D E T 24 62 | | | | | | M O N D E T 173 118 | | | | | | M O N D E T 124 130 | | | | | | | | |
| FRANCE 13 40 | | | | | | FRANCE 152 94 | | | | | | FRANCE 123 129 | | | | | | | | |
| ALLEMAGNE RF 4 7 | | | | | | ITALIE 20 22 | | | | | | | | | | | | | | |
| ITALIE 1 1 | | | | | | | | | | | | | | | | | | | | |
| • COTE IVOIRE 1 1 | | | | | | | | | | | | | | | | | | | | |
| ISRAEL 5 11 | | | | | | | | | | | | | | | | | | | | |
| INDONESIE 1 1 | | | | | | | | | | | | | | | | | | | | |
| 697 ARTICLES METAL USAGE DOMEST METALLWAREN VORW F HAUSGEBR | | | | | | 714 MACHINES DE BUREAU BUEROMASCHINEN | | | | | | 724 APPAR POUR TELECOMMUNICATIONS APP F TELECR TELEPHON FERNSEH | | | | | | | | |
| M O N D E T 1016 505 | | | | | | M O N D E T 22 118 | | | | | | M O N D E T 54 374 | | | | | | | | |
| FRANCE 619 307 | | | | | | FRANCE 7 52 | | | | | | FRANCE 45 326 | | | | | | | | |
| BELGIQUE LUXBG 11 3 | | | | | | PAYS BAS 4 4 | | | | | | PAYS BAS 1 8 | | | | | | | | |
| ALLEMAGNE RF 3 4 | | | | | | ALLEMAGNE RF 11 12 | | | | | | ALLEMAGNE RF 3 15 | | | | | | | | |
| ITALIE 7 7 | | | | | | ITALIE 2 25 | | | | | | ROYAUME UNI . 7 6 | | | | | | | | |
| POLOGNE 2 2 | | | | | | ROYAUME UNI . 6 | | | | | | SUEDE . 6 | | | | | | | | |
| TCHECOSLOVAQUIE 3 3 | | | | | | SUEDE 2 2 | | | | | | ESPAGNE . 1 | | | | | | | | |
| MAROC 16 14 | | | | | | DANEMARK . 1 | | | | | | • NIGER 1 1 | | | | | | | | |
| • ALGERIE 1 1 | | | | | | ETATS UNIS 1 17 | | | | | | • SENEGAL 3 4 | | | | | | | | |
| • NIGER 6 4 | | | | | | | | | | | | GUINEE REP 1 1 | | | | | | | | |
| GUINEE REP 40 27 | | | | | | | | | | | | • COTE IVOIRE 1 1 | | | | | | | | |
| • HAUTE VOLTA 2 1 | | | | | | | | | | | | GHANA 3 3 | | | | | | | | |
| SIERRA LEONE 1 1 | | | | | | | | | | | | | | | | | | | | |
| • COTE IVOIRE 13 7 | | | | | | | | | | | | | | | | | | | | |
| GHANA 1 2 | | | | | | | | | | | | | | | | | | | | |
| ETATS UNIS 1 1 | | | | | | | | | | | | | | | | | | | | |
| HONG KONG 291 119 | | | | | | | | | | | | | | | | | | | | |
| 698 AUT ART MANUF EN MET COMM NDA AND BEARB WAREN A UNEDL METALL | | | | | | 715 MACH POUR TRAVAIL DES METAUX METALLBEARBEITUNGSMASCHINEN | | | | | | 725 APPAREILS ELECTRODOMESTIQUES ELEKTRISCHE HAUSHALTSGERAETE | | | | | | | | |
| M O N D E T 401 276 | | | | | | M O N D E T 9 14 | | | | | | M O N D E T 13 36 | | | | | | | | |
| FRANCE 340 227 | | | | | | FRANCE 8 13 | | | | | | FRANCE 10 27 | | | | | | | | |
| ALLEMAGNE RF 21 16 | | | | | | • ALGERIE 1 1 | | | | | | PAYS BAS 2 7 | | | | | | | | |
| ITALIE 2 2 | | | | | | • COTE IVOIRE 1 1 | | | | | | ALLEMAGNE RF 1 2 | | | | | | | | |
| ROYAUME UNI . 2 1 | | | | | | | | | | | | ETATS UNIS 1 1 | | | | | | | | |
| SUISSE . 1 1 | | | | | | | | | | | | | | | | | | | | |
| MAROC 18 13 | | | | | | | | | | | | | | | | | | | | |
| • ALGERIE 6 4 | | | | | | | | | | | | | | | | | | | | |
| • COTE IVOIRE 8 9 | | | | | | | | | | | | | | | | | | | | |
| ETATS UNIS 2 1 | | | | | | | | | | | | | | | | | | | | |
| 7 MACHINES ET MATERIEL DE TRANSPORT MASCHINEN UND FAHRZEUGE | | | | | | 717 MACH PR TEXT CUIR MAC A COUDRE MASCH F TEXTIL LEDER NAEHMASCH | | | | | | 726 APP ELEC MEDICALE ET RADIOLOG APP F ELEKTROMEDIZIN BESTRAHL | | | | | | | | |
| M O N D E T 401 276 | | | | | | M O N D E T 23 41 | | | | | | M O N D E T 4 4 | | | | | | | | |
| FRANCE 340 227 | | | | | | FRANCE 3 4 | | | | | | FRANCE 4 4 | | | | | | | | |
| ALLEMAGNE RF 21 16 | | | | | | ALLEMAGNE RF 1 2 | | | | | | | | | | | | | | |
| ITALIE 2 2 | | | | | | ITALIE 1 2 | | | | | | | | | | | | | | |
| ROYAUME UNI . 2 1 | | | | | | ROYAUME UNI . 15 26 | | | | | | | | | | | | | | |
| SUISSE . 1 1 | | | | | | SUISSE 1 2 | | | | | | | | | | | | | | |
| MAROC 18 13 | | | | | | • SENEGAL 1 1 | | | | | | | | | | | | | | |
| • ALGERIE 6 4 | | | | | | • COTE IVOIRE 1 1 | | | | | | | | | | | | | | |
| • COTE IVOIRE 8 9 | | | | | | GHANA 1 2 | | | | | | | | | | | | | | |
| ETATS UNIS 2 1 | | | | | | | | | | | | | | | | | | | | |
| 718 MACH PR AUT INDUS SPECIALISEES MASCH F BESOND GEN INDUSTRIEN | | | | | | 729 MACH ET APP ELECTRIQUES N D A ELEKTR MASCHINEN U APP A N G | | | | | | 7 MACHINES ET MATERIEL DE TRANSPORT MASCHINEN UND FAHRZEUGE | | | | | | | | |
| M O N D E T 46 71 | | | | | | M O N D E T 648 637 | | | | | | M O N D E T 46 71 | | | | | | | | |
| FRANCE 16 27 | | | | | | FRANCE 586 574 | | | | | | FRANCE 16 27 | | | | | | | | |
| PAYS BAS 1 1 | | | | | | PAYS BAS 586 574 | | | | | | PAYS BAS 1 1 | | | | | | | | |
| • COTE IVOIRE 12 21 | | | | | | ALLEMAGNE RF 1 1 | | | | | | ALLEMAGNE RF 1 1 | | | | | | | | |
| ETATS UNIS 18 21 | | | | | | ROYAUME UNI . 17 12 | | | | | | ROYAUME UNI . 17 12 | | | | | | | | |
| | | | | | | SUEDE . 2 2 | | | | | | SUEDE . 2 2 | | | | | | | | |
| | | | | | | DANEMARK . 9 6 | | | | | | DANEMARK . 9 6 | | | | | | | | |
| | | | | | | SUISSE . 1 7 | | | | | | SUISSE . 1 7 | | | | | | | | |
| | | | | | | • ALGERIE 14 8 | | | | | | • ALGERIE 14 8 | | | | | | | | |
| | | | | | | • NIGER 1 1 | | | | | | • NIGER 1 1 | | | | | | | | |
| | | | | | | • HAUTE VOLTA 9 8 | | | | | | • HAUTE VOLTA 9 8 | | | | | | | | |
| | | | | | | • COTE IVOIRE 1 2 | | | | | | • COTE IVOIRE 1 2 | | | | | | | | |
| | | | | | | GHANA 4 3 | | | | | | GHANA 4 3 | | | | | | | | |
| | | | | | | ETATS UNIS 1 1 | | | | | | ETATS UNIS 1 1 | | | | | | | | |
| | | | | | | HONG KONG 2 10 | | | | | | HONG KONG 2 10 | | | | | | | | |

Werte : 1000 \$ — Mengen : Tonnes falls nicht anders vermerkt (Abkürzungen siehe Anhang)
Y : siehe im Anhang Anmerkungen zu den Waren

Valeurs : 1000 \$ — Quantités : Tonnes sauf indication contraire (Voir abréviations en Annexe)
Y : voir notes par produits en Annexe

Tab. 2

import 1961

Mali

| WAREN - PRODUIT | | | MENGE | | WERTE | WAREN - PRODUIT | | | MENGE | | WERTE | WAREN - PRODUIT | | | MENGE | | WERTE | |
|--------------------|--|---|-----------------|------|---------|--------------------|--|-----|-----------------|-----|-----------------|---|---|---|-----------------|--|---------|---|
| Ursprung - Origine | | | QUANTITÉ | | VALEUR | Ursprung - Origine | | | QUANTITÉ | | VALEUR | Ursprung - Origine | | | QUANTITÉ | | VALEUR | |
| | | | Einheit - Unité | | 1000 \$ | | | | Einheit - Unité | | 1000 \$ | | | | Einheit - Unité | | 1000 \$ | |
| 731 | VEHICULES POUR VOIES FERREES SCHIENENFAHRZEUGE | | | | | FRANCE | | 32 | | | 39 | 864 | HORLOGERIE UHREN | | | | | |
| | M O N D E | T | 3 | 1 | | PAYS BAS | | 2 | | | | M O N D E | T | 2 | | | 12 | |
| | FRANCE | | 3 | 1 | | ROYAUME UNI | | 1 | | | | FRANCE | | 1 | | | 6 | |
| | | | | | | TCHECOSLOVAQUIE | | 7 | | | | ALLEMAGNE RF | | 1 | | | 2 | |
| | | | | | | MAROC | | 1 | | | | SUISSE | | | | | 4 | |
| | | | | | | HAUTE VOLTA | | 1 | | | | | | | | | | |
| | | | | | | COTE IVOIRE | | 1 | | | | | | | | | | |
| 732 | VEHICULES AUTOMOBILES ROUTIERS KRAFTFAHRZEUGE | | | | | 841 | VETEMENTS BEKLEIDUNG | | | | | 891 | INSTR MUSIQUE PHONOS DISQUES MUSIKINSTR PLATTENSP SCHALLPL | | | | | |
| | M O N D E | T | 2222 | 3245 | | M O N D E | T | 317 | | 682 | M O N D E | T | 8 | | | | 31 | |
| | FRANCE | | 1763 | 2519 | | FRANCE | | 248 | | 507 | FRANCE | | 5 | | | | 22 | |
| | PAYS BAS | | 8 | 10 | | PAYS BAS | | 2 | | 2 | ALLEMAGNE RF | | 1 | | | | 6 | |
| | ALLEMAGNE RF | | 139 | 265 | | ALLEMAGNE RF | | 1 | | 6 | TCHECOSLOVAQUIE | | 1 | | | | 2 | |
| | ITALIE | | 12 | 21 | | ITALIE | | 1 | | 14 | | | | | | | | |
| | ROYAUME UNI | | 134 | 195 | | ESPAGNE | | 6 | | 11 | | | | | | | | |
| | MAROC | | 1 | 1 | | MAROC | | 3 | | 11 | | | | | | | | |
| | ALGERIE | | 61 | 67 | | ALGERIE | | 1 | | 2 | | | | | | | | |
| | NIGER | | 1 | 2 | | NIGER | | 7 | | 13 | | | | | | | | |
| | HAUTE VOLTA | | 1 | 3 | | GUINEE REP | | 1 | | 2 | 892 | OUVRAGES IMPRIMES DRUCKEREIERZEUGNISSE | | | | | | |
| | COTE IVOIRE | | 51 | 48 | | HAUTE VOLTA | | 7 | | 4 | M O N D E | T | 60 | | | | 184 | |
| | ETATS UNIS | | 49 | 113 | | LIBERIA | | 1 | | 1 | FRANCE | | 53 | | | | 178 | |
| | | | | | | COTE IVOIRE | | 28 | | 81 | ALLEMAGNE RF | | | | | | | 1 |
| | | | | | | GHANA | | 4 | | 10 | TCHECOSLOVAQUIE | | | | | | | 1 |
| | | | | | | ETATS UNIS | | 2 | | 5 | COTE IVOIRE | | 4 | | | | | 1 |
| | | | | | | HONG KONG | | 8 | | 22 | ETATS UNIS | | | | | | | 1 |
| | | | | | | 842 | FOURRURES SF ART CHAPELLERIE PELZWAREN | | | | | 893 | ARTICLES EN MATIERES PLASTIQ KUNSTSTOFFWAREN | | | | | |
| | M O N D E | T | 291 | 366 | | M O N D E | T | 27 | | 1 | M O N D E | T | 26 | | | | 48 | |
| | FRANCE | | 290 | 364 | | FRANCE | | 27 | | 1 | FRANCE | | 21 | | | | 41 | |
| | HAUTE VOLTA | | | 1 | | | | | | | ALLEMAGNE RF | | 1 | | | | 1 | |
| | GHANA | | | 2 | | | | | | | NIGER | | 2 | | | | 1 | |
| | | | | | | | | | | | COTE IVOIRE | | 2 | | | | 4 | |
| 734 | AERONEFS LUFTFAHRZEUGE | | | | | 851 | CHAUSSURES SCHUHE | | | | | 894 | VOIT ENFANTS ART SPORT JOUETS KINDERWAGEN SPORTART SPIELZG | | | | | |
| | M O N D E | T | 11 | 120 | | M O N D E | T | 279 | | 460 | M O N D E | T | 34 | | | | 58 | |
| | FRANCE | | 2 | 81 | | FRANCE | | 224 | | 386 | FRANCE | | 18 | | | | 37 | |
| | ROYAUME UNI | | 9 | 81 | | PAYS BAS | | 4 | | 4 | BELGIQUE LUXBG | | 5 | | | | 4 | |
| | ETATS UNIS | | | 27 | | TCHECOSLOVAQUIE | | 1 | | 1 | ALLEMAGNE RF | | 1 | | | | 2 | |
| | | | | | | MAROC | | 13 | | 22 | NORVEGE | | 8 | | | | 10 | |
| | | | | | | NIGER | | 1 | | 2 | ESPAGNE | | | | | | 2 | |
| | | | | | | GUINEE REP | | 3 | | 4 | NIGER | | 1 | | | | 1 | |
| | | | | | | HAUTE VOLTA | | 4 | | 4 | HAUTE VOLTA | | 1 | | | | 1 | |
| | | | | | | COTE IVOIRE | | 18 | | 26 | COTE IVOIRE | | 1 | | | | 1 | |
| | | | | | | GHANA | | 8 | | 8 | | | | | | | | |
| | | | | | | HONG KONG | | 1 | | 1 | | | | | | | | |
| | | | | | | | | | | | | | | | | | | |
| 812 | APP SANIT HYG CHAUFF ECLAIRAGE SANITAER U HYG ARTKL HEIZK USW | | | | | 861 | APP SCIENTIF ET D OPTIQUE FEINMECH U OPT ERZEUGNISSE | | | | | 895 | ARTICLES DE BUREAU BUEROBEDARF | | | | | |
| | M O N D E | T | 107 | 96 | | M O N D E | T | 30 | | 176 | M O N D E | T | 33 | | | | 43 | |
| | FRANCE | | 65 | 66 | | FRANCE | | 19 | | 137 | FRANCE | | 33 | | | | 42 | |
| | BELGIQUE LUXBG | | 4 | 2 | | PAYS BAS | | 1 | | 1 | | | | | | | | |
| | ALLEMAGNE RF | | 2 | 8 | | ALLEMAGNE RF | | 6 | | 4 | | | | | | | | |
| | AUTRICHE | | 11 | 5 | | ITALIE | | 1 | | 15 | | | | | | | | |
| | ALGERIE | | | 2 | | SUISSE | | | | 1 | | | | | | | | |
| | NIGER | | 3 | 2 | | AUTRICHE | | | | 2 | | | | | | | | |
| | GUINEE REP | | 1 | 1 | | U R S S | | | | 1 | | | | | | | | |
| | HAUTE VOLTA | | 2 | 2 | | MAROC | | | | 1 | | | | | | | | |
| | COTE IVOIRE | | 1 | 1 | | ALGERIE | | | | 1 | | | | | | | | |
| | GHANA | | 15 | 6 | | SENEGAL | | | | 10 | | | | | | | | |
| | HONG KONG | | 1 | 1 | | COTE IVOIRE | | | | 1 | | | | | | | | |
| | | | | | | ETATS UNIS | | | | 1 | | | | | | | | |
| | | | | | | JAPON | | | | 1 | | | | | | | | |
| 821 | MEUBLES MOEBEL | | | | | 862 | FOURNITURES PHOTOCINEMA PHOTOCHEMISCHE ERZEUGNISSE | | | | | 897 | BIJOUTERIE JOAILLERIE ORFEVRE SCHMUCK GOLD UND SILBERWAREN | | | | | |
| | M O N D E | T | 249 | 190 | | M O N D E | T | 7 | | 20 | M O N D E | T | 1 | | | | 4 | |
| | FRANCE | | 213 | 170 | | FRANCE | | 5 | | 15 | FRANCE | | | | | | 3 | |
| | ROYAUME UNI | | 12 | 5 | | ALLEMAGNE RF | | 1 | | 4 | | | | | | | | |
| | POLOGNE | | 1 | 1 | | | | | | | | | | | | | | |
| | MAROC | | 1 | 1 | | | | | | | | | | | | | | |
| | NIGER | | 1 | 1 | | | | | | | | | | | | | | |
| | COTE IVOIRE | | 20 | 12 | | | | | | | | | | | | | | |
| 831 | ARTI VOYAGE SACS A MAIN ET SIM REISEARTIKEL TAESCHNERW U DGL | | | | | 863 | FILMS CINEMA IMPRES ET DEVELOP KINOFILME BELICHTET ENTWICKELT | | | | | 899 | ARTICLES MANUFACTURES NDA BEARBEITETE WAREN A N G | | | | | |
| | M O N D E | T | 43 | 51 | | M O N D E | T | 2 | | 3 | M O N D E | T | 228 | | | | 146 | |
| | | | | | | FRANCE | | | | 1 | FRANCE | | 101 | | | | 78 | |
| | | | | | | COTE IVOIRE | | | | 1 | ITALIE | | 1 | | | | 1 | |
| | | | | | | | | | | | SUEDE | | 18 | | | | 14 | |
| | | | | | | | | | | | HONGRIE | | 72 | | | | 28 | |
| | | | | | | | | | | | MAROC | | 7 | | | | 3 | |
| | | | | | | | | | | | HAUTE VOLTA | | | | | | 1 | |
| | | | | | | | | | | | COTE IVOIRE | | | | | | 1 | |
| | | | | | | | | | | | JAPON | | | | | | 1 | |
| | | | | | | | | | | | VIETNAM SUD | | 26 | | | | 17 | |

Werte : 1000 \$ — Mengen : Tonnes falls nicht anders vermerkt (Abkürzungen siehe Anhang)
Y : siehe im Anhang Anmerkungen zu den Waren

Valeurs : 1000 \$ — Quantités : Tonnes sauf indication contraire (Voir abréviations en Annexe)
Y : voir notes par produits en Annexe

Tab. 2

import 1961

| WAREN - PRODUIT | | | MENGE QUANTITÉ | WERTE VALEUR | WAREN - PRODUIT | | | MENGE QUANTITÉ | WERTE VALEUR | WAREN - PRODUIT | | | MENGE QUANTITÉ | WERTE VALEUR |
|--------------------------------|---|--|---------------------|-----------------|------------------------|--|--|---------------------|-----------------|------------------------|--|--|---------------------|-----------------|
| ↓ Ursprung - Origine ↓ | | | ↓ Einheit - Unité ↓ | 1000 \$ | ↓ Ursprung - Origine ↓ | | | ↓ Einheit - Unité ↓ | 1000 \$ | ↓ Ursprung - Origine ↓ | | | ↓ Einheit - Unité ↓ | 1000 \$ |
| 951 | | | | | | | | | | | | | | |
| ARMURERIE MUNITIONS DE GUERRE | | | | | | | | | | | | | | |
| KRIEGSWAFFEN UND MUNITION | | | | | | | | | | | | | | |
| M O N D E | T | | 87 | 57 | | | | | | | | | | |
| I S R A E L | | | 87 | 57 | | | | | | | | | | |
| 961 | | | | | | | | | | | | | | |
| MONNAIES NON EN CIRCUL SF D OR | | | | | | | | | | | | | | |
| NICHT IN UMLAUF BEF MUENZEN | | | | | | | | | | | | | | |
| M O N D E | T | | | 7 | | | | | | | | | | |
| H A U T E V O L T A | | | | 7 | | | | | | | | | | |

Werte : 1000 \$ — Mengen : Tonnes falls nicht anders vermerkt (Abkürzungen siehe Anhang)
Y : siehe im Anhang Anmerkungen zu den Waren

Valeurs : 1000 \$ — Quantités : Tonnes sauf indication contraire (Voir abréviations en Annexe)
Y : voir notes par produits en Annexe

Tab. 2

import 1961

Niger

| WAREN - PRODUIT | | | WAREN - PRODUIT | | | WAREN - PRODUIT | | |
|---------------------------------|-------------------|-----------------|--------------------------------|-------------------|-----------------|--------------------------------|-------------------|-----------------|
| Ursprung - Origine | MENGE QUANTITÉ | WERTE VALEUR | Ursprung - Origine | MENGE QUANTITÉ | WERTE VALEUR | Ursprung - Origine | MENGE QUANTITÉ | WERTE VALEUR |
| | Einheit - Unité | 1000 \$ | | Einheit - Unité | 1000 \$ | | Einheit - Unité | 1000 \$ |
| ANTILLES NEER | | 467 | TUNISIE | | 2 | 551 | | |
| VENEZUELA | | 39 | SOUDAN | | 4 | HUILES ESSENTIELLES PROD AROMA | | |
| IRAK | | 28 | • SENEGAL | | 1412 | AETHERISCHE OELU U RIECHSTOFFE | | |
| NON SPECIFIES | | 25 | • HAUTE VOLTA | | 11 | M O N D E T | 29 | 15 |
| 321 | | | • COTE IVOIRE | | 443 | FRANCE | 1 | 2 |
| CHARBON COKES ET AGGLOMERES | | | CHANA | | 3 | NIGERIA | 27 | 13 |
| KOHLF KOKS UND BRIKETS | | | • DAHOMEY | | 115 | 553 | | |
| M O N D E T | 696 | 12 | NIGERIA | | 903 | PARFUMERIE ET PROD DE BEAUTE | | |
| NIGERIA | 694 | 12 | • ANCIENNE AEF | | 12 | RIECH UND SCHOFNHEITSMITTEL | | |
| 332 | | | ETATS UNIS | | 38 | M O N D E T | 80 | 110 |
| PRODUITS DERIVES DU PETROLF | | | ANTILLES NEER | | 1 | FRANCE | 51 | 76 |
| ERDOELDESTILLATIONSERZUGNISSE | | | PAKISTAN | | 153 | ALLEMAGNE RF | 1 | 3 |
| M O N D E T | 18760 | 936 | CHINE CONTINENT | | 48 | ITALIE | 3 | 4 |
| FRANCE | 785 | 91 | JAPON | | 6 | ROYAUME UNI | 1 | 4 |
| PAYS BAS | 5 | 1 | HONG KONG | | 416 | • ALGERIE | 8 | 10 |
| ITALIE | 493 | 20 | INDONESIE | | 22 | • SENEGAL | 1 | 1 |
| • DAHOMEY | 66 | 11 | NON SPECIFIES | | 38 | • HAUTE VOLTA | 3 | 1 |
| NIGERIA | 253 | 16 | 512 | | | • COTE IVOIRE | 3 | 3 |
| ETATS UNIS | 4420 | 239 | PRODUITS CHIMIQUES ORGANIQUES | | | NIGERIA | 11 | 9 |
| ANTILLES NEER | 11133 | 467 | ORGANISCHE CHEM ERZEUGNISSE | | | 554 | | |
| VENEZUELA | 479 | 30 | M O N D E T | 28 | 32 | SAVONS PRODUITS D ENTRETIEN | | |
| IRAK | 606 | 28 | FRANCE | 18 | 13 | SEIFEN PUTZ UND KASCHMITTEL | | |
| NON SPECIFIES | 506 | 25 | ROYAUME UNI | 1 | 5 | M O N D E T | 853 | 277 |
| 341 | | | • DAHOMEY | 7 | 10 | FRANCE | 225 | 86 |
| GAZ NATURELS ET GAZ D USINE | | | ETATS UNIS | 1 | 5 | • ALGERIE | 1 | 1 |
| ERDGAZ UND INDUSTRIEFASE | | | 513 | | | • SENEGAL | 1 | 1 |
| M O N D E T | 135 | 24 | ELEMENTS CHIMIQUES INORGANI | | | • COTE IVOIRE | 350 | 120 |
| FRANCE | 121 | 20 | ANORGANISCHE CHEM GRUNDSTOFFE | | | • DAHOMEY | 152 | 40 |
| NIGERIA | 9 | 2 | M O N D E T | 51 | 31 | NIGERIA | 120 | 27 |
| 411 | | | FRANCE | 21 | 5 | NON SPECIFIES | 3 | 1 |
| CORPS GRAS D ORIGINF ANIMALE | | | SOUDAN | | 1 | 571 | | |
| TIERISCHE FETTE UND OFLE | | | • DAHOMEY | 27 | 24 | EXPLOSIFS | | |
| M O N D E T | 1 | 1 | NIGERIA | 2 | 1 | SPRENGSTOFFE | | |
| FRANCE | 1 | 1 | 514 | | | M O N D E T | 18 | 23 |
| 421 | | | AUTRES PROD CHIM INORGANIQUES | | | FRANCE | 17 | 21 |
| HUILES VEGETALES FIXES DOUCES | | | AND ANORGAN CHEM ERZUGNISSE | | | • ALGERIE | 1 | 1 |
| FETTE PFLANZL OELE MIID | | | M O N D E T | 100 | 14 | 581 | | |
| M O N D E T | 330 | 90 | FRANCE | 96 | 13 | MATIERES PLASTIQUES RESIN ART | | |
| FRANCE | 261 | 59 | • COTE IVOIRE | 3 | 1 | KUNSTSTOFFE KUNSTHARZE USW | | |
| • SENEGAL | 54 | 24 | 531 | | | M O N D E T | 10 | 14 |
| • HAUTE VOLTA | 1 | 1 | COLOR DU GOUDR INDIGO NAT ETC | | | FRANCE | 9 | 13 |
| • DAHOMEY | 5 | 2 | SYNT ORG FARBST NAT INDIGO USW | | | • DAHOMEY | 1 | 1 |
| NIGERIA | 3 | 1 | M O N D E T | 81 | 63 | 599 | | |
| CHINE CONTINENT | 6 | 3 | FRANCE | 2 | 1 | PRODUITS CHIMIQUES NDA | | |
| 422 | | | NIGERIA | 79 | 62 | CHEMISCHE ERZEUGNISSE A N G | | |
| AUTRES HUILES VEGETALES FIXES | | | 532 | | | M O N D E T | 212 | 74 |
| ANDERE FETTE PFLANZLICHE OELE | | | EXTRAITS COLORANTS | | | FRANCE | 138 | 53 |
| M O N D E T | 52 | 6 | FARB U GERBSTOFFFAUSZUFCE USW | | | PAYS BAS | 40 | 4 |
| FRANCE | 1 | 1 | M O N D E T | 3 | 1 | • SENEGAL | 1 | 1 |
| NIGERIA | 49 | 5 | NIGERIA | 3 | 1 | NIGERIA | 4 | 2 |
| 5 6 8 | | | 533 | | | ETATS UNIS | 27 | 13 |
| AUTRES PRODUITS INDUSTRIELS | | | PIGMENTS PEINTURES VERNIS | | | 611 | | |
| ANDERE INDUSTRIELLE ERZEUGNISSE | | | PIGMENTE FARBEN LACKE USW | | | CUIRS | | |
| M O N D E | | 9394 | M O N D E T | 145 | 84 | LEDER | | |
| FRANCE | | 4709 | FRANCE | 134 | 77 | M O N D E T | 7 | 5 |
| BELGIQUE LUXBG | | 144 | • SENEGAL | 3 | 3 | FRANCE | 1 | 1 |
| PAYS BAS | | 166 | NIGERIA | 4 | 2 | • SENEGAL | 1 | 1 |
| ALLEMAGNE RF | | 291 | 541 | | | NIGERIA | 5 | 4 |
| ITALIE | | 91 | PRODUITS MEDICIN ET PHARMACEUT | | | 612 | | |
| ROYAUME UNI | | 72 | MEDIZIN U PHARM ERZEUGNISSE | | | ARTICLES MANUFACT EN CUIR NDA | | |
| NORVEGE | | 4 | M O N D E T | 66 | 252 | WAREN A LEGER KUNSTLEDER A N G | | |
| SUEDE | | 4 | FRANCE | 52 | 214 | M O N D E T | 7 | 9 |
| FINLANDE | | 5 | ALLEMAGNE RF | 9 | 29 | FRANCE | 2 | 3 |
| DANEMARK | | 1 | • SENEGAL | 1 | 3 | NIGERIA | 4 | 7 |
| SUISSE | | 10 | • COTE IVOIRE | 1 | 4 | | | |
| AUTRICHE | | 9 | NIGERIA | 2 | 2 | | | |
| ESPAGNE | | 121 | | | | | | |
| TCHECOSLOVAQUIE | | 8 | | | | | | |
| MAROC | | 14 | | | | | | |
| • ALGERIE | | 105 | | | | | | |

Werte: 1000 \$ — Mengen: Tonnen falls nicht anders vermerkt (Abkürzungen siehe Anhang)
Y: siehe im Anhang Anmerkungen zu den Waren

Valeurs: 1000 \$ — Quantités: Tonnes sauf indication contraire (Voir abréviations en Annexe)
Y: voir notes par produits en Annexe

Tab. 2

import 1961

Niger

| WAREN - PRODUIT | | | MENZE QUANTITÉ | | | WERTE VALEUR | | | WAREN - PRODUIT | | | MENZE QUANTITÉ | | | WERTE VALEUR | | | WAREN - PRODUIT | | | MENZE QUANTITÉ | | | WERTE VALEUR | | | | | |
|-----------------------------------|--|--|----------------|--|--|--------------|--|--|-----------------------------------|--|--|----------------|--|--|--------------|--|--|--------------------|--|--|----------------|--|--|--------------|--|--|----|--|--|
| Origine - Origine | | | Unité - Unité | | | 1000 \$ | | | Origine - Origine | | | Unité - Unité | | | 1000 \$ | | | Origine - Origine | | | Unité - Unité | | | 1000 \$ | | | | | |
| FRANCE | | | 203 | | | 55 | | | 696 | | | | | | | | | • DAHOMEY | | | 2 | | | 2 | | | | | |
| ALLEMAGNE RF | | | 4 | | | 5 | | | COUPELLERIF ET COUVERTS | | | | | | | | | NIGERIA | | | 24 | | | 14 | | | | | |
| 679 | | | | | | | | | SCHNEIDWAREN UND BESTECKE | | | | | | | | | ETATS UNIS | | | 1 | | | 6 | | | | | |
| OUVRAGES FONTE FER ACIER NDA | | | | | | | | | M O N D E T | | | 1 | | | | | | 714 | | | | | | | | | | | |
| WAREN A EISEN OD STAHL A N G | | | | | | | | | FRANCE | | | 1 | | | | | | MACHINES DE BUREAU | | | | | | | | | | | |
| M O N D E T | | | 8 | | | 2 | | | 697 | | | | | | | | | BUEROMASCHINEN | | | | | | | | | | | |
| FRANCE | | | 8 | | | 2 | | | ARTICLES METAL USAGE DOMEST | | | | | | | | | M O N D E T | | | 6 | | | 57 | | | | | |
| 682 | | | | | | | | | METALLWAREN VOR F HAUSEBRI | | | | | | | | | FRANCE | | | 1 | | | 13 | | | | | |
| CUIVRE | | | | | | | | | M O N D E T | | | 239 | | | | | | ALLEMAGNE RF | | | 1 | | | 9 | | | | | |
| KUPFER | | | | | | | | | FRANCE | | | 41 | | | | | | ITALIE | | | 2 | | | 12 | | | | | |
| M O N D E T | | | 5 | | | 5 | | | ALLEMAGNE RF | | | 2 | | | | | | ROYAUME UNI | | | . | | | 1 | | | 1 | | |
| FRANCE | | | 5 | | | 5 | | | MAROC | | | 1 | | | | | | SUEDE | | | . | | | 1 | | | 7 | | |
| 684 | | | | | | | | | • ALGERIE | | | 15 | | | | | | SUISSE | | | . | | | 2 | | | 1 | | |
| ALUMINIUM | | | | | | | | | • COTE IVOIRE | | | 2 | | | | | | • SENEGAL | | | . | | | 1 | | | 1 | | |
| M O N D E T | | | 9 | | | 8 | | | DAHOMEY | | | 1 | | | | | | ETATS UNIS | | | 2 | | | 12 | | | | | |
| FRANCE | | | 8 | | | 8 | | | NIGERIA | | | 151 | | | | | | | | | 1 | | | 2 | | | 1 | | |
| NIGERIA | | | 1 | | | 1 | | | ETATS UNIS | | | 1 | | | | | | | | | | | | 2 | | | 13 | | |
| 685 | | | | | | | | | HONG KONG | | | 27 | | | | | | | | | | | | | | | | | |
| PLOMB | | | | | | | | | 698 | | | | | | | | | | | | | | | | | | | | |
| BLEI | | | | | | | | | AUT ART MANUF EN MET COMM NDA | | | | | | | | | | | | | | | | | | | | |
| M O N D E T | | | 3 | | | 2 | | | AND BEARB WAREN A UNEDL METALL | | | | | | | | | | | | | | | | | | | | |
| FRANCE | | | 3 | | | 2 | | | M O N D E T | | | 163 | | | 127 | | | | | | | | | | | | | | |
| 691 | | | | | | | | | FRANCE | | | 135 | | | 106 | | | | | | | | | | | | | | |
| CONSTRUCTIO METALL FT PARTIES | | | | | | | | | PAYS BAS | | | 1 | | | 1 | | | | | | | | | | | | | | |
| METALLKONSTRUKTIONFN UND TEILF | | | | | | | | | ALLEMAGNE RF | | | 3 | | | 2 | | | | | | | | | | | | | | |
| M O N D E T | | | 154 | | | 88 | | | MAROC | | | 2 | | | 2 | | | | | | | | | | | | | | |
| FRANCE | | | 142 | | | 80 | | | • ALGERIE | | | 6 | | | 3 | | | | | | | | | | | | | | |
| • SENEGAL | | | 6 | | | 3 | | | • SENEGAL | | | 1 | | | 1 | | | | | | | | | | | | | | |
| • COTE IVOIRE | | | 2 | | | 2 | | | • COTE IVOIRE | | | 2 | | | 2 | | | | | | | | | | | | | | |
| NIGERIA | | | 4 | | | 1 | | | DAHOMEY | | | 1 | | | 1 | | | | | | | | | | | | | | |
| 692 | | | | | | | | | NIGERIA | | | 13 | | | 7 | | | | | | | | | | | | | | |
| RESERVOIRS FUTS FTC METALLIQ | | | | | | | | | ETATS UNIS | | | 1 | | | 1 | | | | | | | | | | | | | | |
| BEHAELTER FAESSER USW A METALL | | | | | | | | | ANTILLES NEER | | | 1 | | | 1 | | | | | | | | | | | | | | |
| M O N D E T | | | 643 | | | 65 | | | 7 | | | | | | | | | | | | | | | | | | | | |
| FRANCE | | | 75 | | | 41 | | | MACHINES ET MATERIEL DE TRANSPORT | | | | | | | | | | | | | | | | | | | | |
| NIGERIA | | | 567 | | | 23 | | | MASCHINEN UND FAHRZUGF | | | | | | | | | | | | | | | | | | | | |
| 693 | | | | | | | | | M O N D E T | | | 3289 | | | 2882 | | | | | | | | | | | | | | |
| CABL RONCES TREILLIS FTC METAL | | | | | | | | | FRANCE | | | 2282 | | | 8 | | | | | | | | | | | | | | |
| KABEL STACHELDRAHT USW | | | | | | | | | BELGIQUE LUXBG | | | 1 | | | 1 | | | | | | | | | | | | | | |
| M O N D E T | | | 228 | | | 68 | | | PAYS BAS | | | 15 | | | 15 | | | | | | | | | | | | | | |
| FRANCE | | | 217 | | | 65 | | | ALLEMAGNE RF | | | 211 | | | 211 | | | | | | | | | | | | | | |
| PAYS BAS | | | 6 | | | 2 | | | ITALIE | | | 35 | | | 35 | | | | | | | | | | | | | | |
| ITALIE | | | 3 | | | 1 | | | ROYAUME UNI | | | . | | | 160 | | | 160 | | | | | | | | | | | |
| 694 | | | | | | | | | SUEDE | | | . | | | 12 | | | 12 | | | | | | | | | | | |
| CLOUTERIE FT BOULONNERIE | | | | | | | | | SUISSE | | | . | | | 2 | | | 2 | | | | | | | | | | | |
| NAEGEL UND SCHRAUBFN | | | | | | | | | • ALGERIE | | | 101 | | | 101 | | | | | | | | | | | | | | |
| M O N D E T | | | 82 | | | 37 | | | SOUDAN | | | 15 | | | 15 | | | | | | | | | | | | | | |
| FRANCE | | | 61 | | | 29 | | | • SENEGAL | | | 46 | | | 46 | | | | | | | | | | | | | | |
| • COTE IVOIRE | | | 18 | | | 6 | | | • COTE IVOIRE | | | 15 | | | 15 | | | | | | | | | | | | | | |
| ETATS UNIS | | | 1 | | | 1 | | | GHANA | | | 1 | | | 1 | | | | | | | | | | | | | | |
| NON SPECIFIES | | | 2 | | | 1 | | | • DAHOMEY | | | 9 | | | 9 | | | | | | | | | | | | | | |
| 695 | | | | | | | | | NIGERIA | | | 93 | | | 93 | | | | | | | | | | | | | | |
| OUTILLAGE EN METAUX COMMUNS | | | | | | | | | ETATS UNIS | | | 272 | | | 272 | | | | | | | | | | | | | | |
| WERKZEUGE AUS UNEDLEN METALLEN | | | | | | | | | NON SPECIFIES | | | 7 | | | 7 | | | | | | | | | | | | | | |
| M O N D E T | | | 70 | | | 86 | | | 711 | | | | | | | | | | | | | | | | | | | | |
| FRANCE | | | 43 | | | 64 | | | CHAUDIÈRES ET MOT NON FLECTR | | | | | | | | | | | | | | | | | | | | |
| ALLEMAGNE RF | | | 21 | | | 20 | | | DAMPFKESSEL U NICHTFLECTR | | | | | | | | | | | | | | | | | | | | |
| NIGERIA | | | 4 | | | 1 | | | M O N D E T | | | 107 | | | 311 | | | | | | | | | | | | | | |
| 697 | | | | | | | | | FRANCE | | | 90 | | | 259 | | | | | | | | | | | | | | |
| MACHINES ET MATERIEL DE TRANSPORT | | | | | | | | | ALLEMAGNE RF | | | 3 | | | 6 | | | | | | | | | | | | | | |
| MASCHINEN UND FAHRZUGF | | | | | | | | | ROYAUME UNI | | | . | | | 3 | | | | | | | | | | | | | | |
| M O N D E T | | | 114 | | | 148 | | | SUEDE | | | . | | | 1 | | | 4 | | | | | | | | | | | |
| FRANCE | | | 67 | | | 98 | | | • ALGERIE | | | 2 | | | 4 | | | | | | | | | | | | | | |
| ALLEMAGNE RF | | | 10 | | | 21 | | | SOUDAN | | | 1 | | | 1 | | | | | | | | | | | | | | |
| SUEDE | | | 1 | | | 1 | | | • SENEGAL | | | 1 | | | 5 | | | | | | | | | | | | | | |
| • SENEGAL | | | 10 | | | 5 | | | MACH ELECT APPAR POUR COUPURE | | | | | | | | | | | | | | | | | | | | |

Werte: 1000 \$ — Mengen: Tonnen falls nicht anders vermerkt (Abkürzungen siehe Anhang)
 Y: siehe im Anhang Anmerkungen zu den Waren

Werte: 1000 \$ — Quantités: Tonnes sauf indication contraire (Voir abréviations en Annexe)
 Y: voir notes par produits en Annexe

Tab. 2

import 1961

Niger

| WAREN - PRODUIT | | | WAREN - PRODUIT | | | WAREN - PRODUIT | | |
|---|--|--------------------------------------|----------------------------|--|--------------------------------------|----------------------------|--|--------------------------------------|
| Ursprung - Origine | | MENGE QUANTITÉ Einheit - Unité | Ursprung - Origine | | MENGE QUANTITÉ Einheit - Unité | Ursprung - Origine | | MENGE QUANTITÉ Einheit - Unité |
| WERTE VALEUR 1000 \$ | | | WERTE VALEUR 1000 \$ | | | WERTE VALEUR 1000 \$ | | |
| 899 ARTICLES MANUFACTURES NDA BEARBEITETE WAREN A N C | | | | | | | | |
| M O N D E T 284 144 | | | | | | | | |
| FRANCE 19 28 | | | | | | | | |
| BELGIQUE LUXBG 1 1 | | | | | | | | |
| ALLEMAGNE RF 1 1 | | | | | | | | |
| FINLANDE 5 3 | | | | | | | | |
| - SENEGAL 255 108 | | | | | | | | |
| - COTE IVOIRE 1 2 | | | | | | | | |
| NIGERIA 2 2 | | | | | | | | |
| 931 MARCH EN RETOUR TRANSAC SPECIA RUECKWAREN U BESOND EIN U AUSF | | | | | | | | |
| M O N D E T 389 114 | | | | | | | | |
| FRANCE 22 10 | | | | | | | | |
| - COTE IVOIRE 355 101 | | | | | | | | |
| NIGERIA 6 2 | | | | | | | | |
| ANTILLES NEER 6 1 | | | | | | | | |
| 941 ANIMAUX ZOO CHIENS CHATS SIM ZOOTIERE HUNDE KATZEN U DGL | | | | | | | | |
| M O N D E T 1 1 | | | | | | | | |
| FRANCE 1 1 | | | | | | | | |
| 951 ARMURERIE MUNITIONS DE GUERRE KRIEGSWAFFEN UND MUNITION | | | | | | | | |
| M O N D E T 3 3 | | | | | | | | |
| FRANCE 3 3 | | | | | | | | |
| 961 MONNAIES NON EN CIRCUL SF D OR NICHT UMLAUF BE F MUFNZEN | | | | | | | | |
| M O N D E T 11 2 | | | | | | | | |
| GHANA 11 2 | | | | | | | | |

Werte : 1000 \$ — Mengen : Tonnes falls nicht anders vermerkt (Abkürzungen siehe Anhang)
Y : siehe im Anhang Anmerkungen zu den Waren

Values : 1000 \$ — Quantités : Tonnes sauf indication contraire (Voir abréviations en Annexe)
Y : voir notes par produits en Annexe

Tab. 2

import 1961

Tschad Tchad

| WAREN - PRODUIT | | | MENGES QUANTITÉ | | | WERTE VALEUR | | | WAREN - PRODUIT | | | MENGES QUANTITÉ | | | WERTE VALEUR | | |
|--|---|--|-----------------|-----|--|---|---|------|--------------------|--|--|---|---|-----|--------------|--|--|
| Ursprung - Origine | | | Einheit - Unité | | | 1000 \$ | | | Ursprung - Origine | | | Einheit - Unité | | | 1000 \$ | | |
| 0 1 PROD ALIMENTAIRES BOISSONS TABAC NÄHRUNGS UND GENUSSMITTEL | | | | | | 023 BEURRE BUTTER | | | | | | 047 SEMOULE FARINE AUTRES CEREALES GRIESS UND MEHL A AND GETREIDE | | | | | |
| M O N D E | | | 4219 | | | M O N D E | T | 42 | 59 | | | M O N D E | T | 58 | 6 | | |
| FRANCE | | | 1795 | | | FRANCE | | 30 | 47 | | | FRANCE | | 15 | 3 | | |
| BELGIQUE LUXBO | | | 10 | | | PAYS BAS | | 7 | 7 | | | LYBIE | | 3 | 1 | | |
| PAYS BAS | | | 238 | | | UNION SUD AFR | | 4 | 4 | | | SOUDAN | | 3 | 1 | | |
| ALLEMAGNE RF | | | 101 | | | ETATS UNIS | | 1 | 1 | | | *CAMEROUN | | 37 | 1 | | |
| ITALIE | | | 29 | | | 024 FROMAGE ET CAILLEBOTTE KAESE UND QUARK | | | | | | 048 PREPAR DE CEREALES DE FARINES ZUBEREITUNGEN A GETREIDEMEHL | | | | | |
| ROYAUME UNI | | | 345 | | | M O N D E | T | 73 | 130 | | | M O N D E | T | 148 | 99 | | |
| DANEMARK | | | 81 | | | FRANCE | | 67 | 121 | | | FRANCE | | 94 | 75 | | |
| SUISSE | | | 13 | | | PAYS BAS | | 5 | 7 | | | PAYS BAS | | 3 | 3 | | |
| PORTUGAL | | | 119 | | | DANEMARK | | | 1 | | | ITALIE | | 11 | 6 | | |
| ESPAGNE | | | 45 | | | SUISSE | | 1 | 1 | | | MAROC | | 23 | 10 | | |
| MAROC | | | 49 | | | 025 OEUF D OISEAUX VOGEELEIER | | | | | | *ALGERIE | | 3 | 1 | | |
| *ALGERIE | | | 129 | | | M O N D E | T | 14 | 24 | | | LYBIE | | 8 | 2 | | |
| LYBIE | | | 5 | | | FRANCE | | 7 | 17 | | | *SENEGAL | | 5 | 2 | | |
| SOUDAN | | | 4 | | | *ALGERIE | | 1 | 1 | | | 051 FRUITS FRAIS NOIX SAUF OLEAGIN OBST UND SUEDFR FRISCH NUESSE | | | | | |
| *MALI | | | 2 | | | UNION SUD AFR | | 6 | 6 | | | M O N D E | T | 134 | 91 | | |
| *SENEGAL | | | 198 | | | ETATS UNIS | | 1 | 1 | | | FRANCE | | 56 | 51 | | |
| GUINEE REP | | | 2 | | | 031 POISSONS FISCH | | | | | | ITALIE | | 1 | 1 | | |
| *COTE IVOIRE | | | 2 | | | M O N D E | T | 35 | 52 | | | MAROC | | 6 | 4 | | |
| NIGERIA | | | 300 | | | FRANCE | | 19 | 47 | | | *ALGERIE | | 18 | 16 | | |
| *CAMEROUN | | | 116 | | | *ALGERIE | | 1 | 1 | | | *CAMEROUN | | 13 | 3 | | |
| CONGO LEO | | | 78 | | | *CAMEROUN | | 14 | 2 | | | UNION SUD AFR | | 32 | 13 | | |
| *MALGACHE REP | | | 1 | | | UNION SUD AFR | | 1 | 2 | | | ETATS UNIS | | 7 | 3 | | |
| UNION SUD AFR | | | 48 | | | ETATS UNIS | | 1 | 1 | | | 052 FRUITS SECHEES OU DESHYDRATES TROCKENFRUECHTE | | | | | |
| ETATS UNIS | | | 32 | | | 032 PREP CONSERV POISSONS ET CRUST FISCHZUBEREITUNGEN U KONSERVEN | | | | | | M O N D E | T | 1 | 2 | | |
| CANADA | | | 3 | | | M O N D E | T | 81 | 58 | | | FRANCE | | 1 | 2 | | |
| ANTILLES NEER | | | 3 | | | FRANCE | | 14 | 17 | | | 053 PREP ET CONSERVES DE FRUITS OBST SUEDFR ZUBEREIT KONSERVEN | | | | | |
| ISRAEL | | | 3 | | | PAYS BAS | | 8 | 3 | | | M O N D E | T | 109 | 55 | | |
| CYLAN MALDIVES | | | 17 | | | DANEMARK | | 1 | 2 | | | FRANCE | | 29 | 19 | | |
| CHINE CONTINENT | | | 417 | | | PORTUGAL | | 28 | 14 | | | ROYAUME UNI | | 4 | 2 | | |
| JAPON | | | 24 | | | MAROC | | 29 | 19 | | | MAROC | | 2 | 1 | | |
| 001 ANIMAUX VIVANTS LEBENDE TIERE | | | | | | *SENEGAL | | 1 | 1 | | | *ALGERIE | | 3 | 1 | | |
| M O N D E | T | | 95 | 12 | | UNION SUD AFR | | 1 | 1 | | | SOUDAN | | 5 | 1 | | |
| FRANCE | | | 1 | 6 | | ETATS UNIS | | 1 | 1 | | | UNION SUD AFR | | 38 | 18 | | |
| SOUDAN | | | 1 | 1 | | 033 PREP CONSERV POISSONS ET CRUST FISCHZUBEREITUNGEN U KONSERVEN | | | | | | ETATS UNIS | | 25 | 11 | | |
| NIGERIA | | | 24 | 1 | | M O N D E | T | 81 | 58 | | | ISRAEL | | 1 | 1 | | |
| *CAMEROUN | | | 69 | 3 | | FRANCE | | 14 | 17 | | | 054 LEGUMES PLANTES TUBERC ALIMENT GEMUESE PFLANZEN KNOLLEN F ERN | | | | | |
| 011 VIANDE FRAICHE REFRIG CONGEELE FLEISCH FRISCH GEKUEHLT GEFR | | | | | | PAYS BAS | | 8 | 3 | | | M O N D E | T | 299 | 108 | | |
| M O N D E | T | | 18 | 40 | | DANEMARK | | 1 | 2 | | | FRANCE | | 148 | 67 | | |
| FRANCE | | | 11 | 33 | | PORTUGAL | | 28 | 14 | | | BELGIQUE LUXBO | | 5 | 4 | | |
| PAYS BAS | | | 1 | 1 | | MAROC | | 29 | 19 | | | MAROC | | 2 | 1 | | |
| ITALIE | | | 1 | 1 | | *SENEGAL | | 1 | 1 | | | *ALGERIE | | 10 | 8 | | |
| MAROC | | | 1 | 1 | | UNION SUD AFR | | 1 | 1 | | | SOUDAN | | 3 | 1 | | |
| *CAMEROUN | | | 4 | 3 | | 042 RIZ REIS | | | | | | UNION SUD AFR | | 38 | 18 | | |
| UNION SUD AFR | | | 1 | 1 | | M O N D E | T | 926 | 85 | | | ETATS UNIS | | 25 | 11 | | |
| 012 VIANDES ETC SECHEES SALFS FUMFS FLEISCH USW EINFACH ZUBEREITET | | | | | | FRANCE | | 6 | 3 | | | ISRAEL | | 1 | 1 | | |
| M O N D E | T | | 6 | 17 | | PAYS BAS | | 4 | 1 | | | 055 PREPARAT ET CONSERV DE LEGUMES ZUBEREITUNGEN A GEMUESE USW | | | | | |
| FRANCE | | | 6 | 17 | | *CAMEROUN | | 915 | 80 | | | M O N D E | T | 175 | 99 | | |
| 013 PREP ET CONSERVES DE VIANDE FLEISCHZUBEREITUNGFN KONSERVFN | | | | | | 044 SEMIOULE ET FARINE DE FROMENT GRIESS UND MEHL AUS WEIZEN | | | | | | FRANCE | | 113 | 70 | | |
| M O N D E | T | | 94 | 149 | | M O N D E | T | 2100 | 481 | | | BELGIQUE LUXBO | | 1 | 1 | | |
| FRANCE | | | 88 | 139 | | FRANCE | | 1240 | 302 | | | PAYS BAS | | 2 | 1 | | |
| PAYS BAS | | | 2 | 3 | | LYBIE | | 10 | 2 | | | ITALIE | | 38 | 15 | | |
| ITALIE | | | 1 | 1 | | *SENEGAL | | 850 | 177 | | | SUISSE | | 1 | 1 | | |
| DANEMARK | | | 2 | 4 | | 045 AUTRES CEREALES ANDERES GETREIDE | | | | | | ESPAGNE | | 3 | 2 | | |
| *ALGERIE | | | 1 | 1 | | M O N D E | T | 47 | 3 | | | MAROC | | 1 | 1 | | |
| 022 LAIT ET CREME DE LAIT MILCH UND RAHM | | | | | | NIGERIA | | 4 | 1 | | | 046 SEMIOULE ET FARINE DE FROMENT GRIESS UND MEHL AUS WEIZEN | | | | | |
| M O N D E | T | | 171 | 110 | | *CAMEROUN | | 41 | 2 | | | M O N D E | T | 175 | 99 | | |
| FRANCE | | | 46 | 29 | | 047 SEMIOULE ET FARINE DE FROMENT GRIESS UND MEHL AUS WEIZEN | | | | | | FRANCE | | 113 | 70 | | |
| PAYS BAS | | | 69 | 41 | | M O N D E | T | 2100 | 481 | | | BELGIQUE LUXBO | | 1 | 1 | | |
| ALLEMAGNE RF | | | 2 | 2 | | FRANCE | | 1240 | 302 | | | PAYS BAS | | 2 | 1 | | |
| ROYAUME UNI | | | 2 | 1 | | LYBIE | | 10 | 2 | | | ITALIE | | 38 | 15 | | |
| DANEMARK | | | 13 | 12 | | *SENEGAL | | 850 | 177 | | | SUISSE | | 1 | 1 | | |
| SUISSE | | | 6 | 9 | | 048 PREPAR DE CEREALES DE FARINES ZUBEREITUNGEN A GETREIDEMEHL | | | | | | ESPAGNE | | 3 | 2 | | |
| ETATS UNIS | | | 25 | 10 | | M O N D E | T | 148 | 99 | | | MAROC | | 1 | 1 | | |
| CANADA | | | 9 | 7 | | FRANCE | | 94 | 75 | | | 049 SEMIOULE ET FARINE DE FROMENT GRIESS UND MEHL AUS WEIZEN | | | | | |

Werte: 1000 \$ — Menges: Tonnes falls nicht anders vermerkt (Abkürzungen siehe Anhang)
Y: siehe im Anhang Anmerkungen zu den Waren

Valeurs: 1000 \$ — Quantités: Tonnes sauf indication contraire (Voir abréviations en Annexe)
Y: voir notes par produits en Annexe

Tab. 2

import 1961

| WAREN - PRODUIT | | | MENGES QUANTITÉ | | WERTE VALEUR | WAREN - PRODUIT | | | MENGES QUANTITÉ | | WERTE VALEUR | WAREN - PRODUIT | | | MENGES QUANTITÉ | | WERTE VALEUR | | | |
|------------------------------|--|--|--------------------|--|-----------------|--------------------------------|-----------|--|--------------------|---|-----------------|--------------------------------|--------------------------------|-----------|--------------------|---|-----------------|------|------|-----|
| ↳ Ursprung - Origine | | | ↳ Einheit - Unité | | ↳ 1000 \$ | ↳ Ursprung - Origine | | | ↳ Einheit - Unité | | ↳ 1000 \$ | ↳ Ursprung - Origine | | | ↳ Einheit - Unité | | ↳ 1000 \$ | | | |
| •• ALGERIE | | | 4 | | 2 | 191 | | | | | | 221 | | | | | | | | |
| NIGERIA | | | 4 | | 1 | MARGARINE ET GRAISSES ALIMENT | | | | | | GRAINES NOIX OLÉAGINEUSES | | | | | | | | |
| ETATS UNIS | | | 4 | | 4 | MARGARINE UNO AND SPFFSFFETFE | | | | | | OELSAATEN UND OELFRUCHTE | | | | | | | | |
| ISRAEL | | | 2 | | 1 | M O N D E | | | T | | 9 | 9 | M O N D E | | | T | | 30 | 3 | |
| 061 | | | | | | FRANCE | | | | | 9 | 9 | ROYAUME UNI | | | | | 2 | 1 | |
| SUCRE ET MIEL | | | | | | | | | | | | | NIGERIA | | | | | 8 | 2 | |
| ZUCKER UND HONIG | | | | | | | | | | | | | | | | | | | | |
| M O N D E | | | T | | 341 | 122 | 199 | | | | | | 241 | | | | | | | |
| FRANCE | | | 83 | | 35 | PREPARATIONS ALIMENTAIRES NDA | | | | | | BOIS DE CHAUFF CHARRON DE BOIS | | | | | | | | |
| ROYAUME UNI | | | 148 | | 50 | NHRUNGSMITTEUZBEREIT A N C | | | | | | BRENNHOLZ UND HOLZKOHLE | | | | | | | | |
| •• ALGERIE | | | 4 | | 1 | M O N D E | | | T | | 61 | 49 | M O N D E | | | T | | 1 | 7 | |
| NIGERIA | | | 5 | | 2 | FRANCE | | | | | 57 | 45 | FRANCE | | | | | 1 | 7 | |
| • CAMEROUN | | | 1 | | 1 | SUISSE | | | | | 2 | 2 | | | | | | | | |
| • CONGO LEO | | | 101 | | 33 | MAROC | | | | | 2 | 1 | | | | | | | | |
| 062 | | | | | | 111 | | | | | | | 267 | | | | | | | |
| PREPARATIONS A BASE DE SUCRE | | | | | | BOISSONS N ALC SAUF JUS FRUITS | | | | | | | FRIPERIE DRILLES CHIFFONS | | | | | | | |
| ZUCKERWAREN | | | | | | ALKOHOLFREIE GETRAFNKE | | | | | | | ABFAELLE V SPINNST U LUMPEN | | | | | | | |
| M O N D E | | | T | | 374 | 216 | M O N D E | | | T | | 285 | 84 | M O N D E | | | T | | 136 | 119 |
| FRANCE | | | 240 | | 131 | FRANCE | | | | | 255 | 71 | FRANCE | | | | | 33 | 35 | |
| PAYS BAS | | | 13 | | 10 | DANEMARK | | | | | 24 | 10 | BELGIQUE LUXBG | | | | | 67 | 55 | |
| ROYAUME UNI | | | 2 | | 1 | • SENEGAL | | | | | 3 | 2 | PAYS BAS | | | | | 3 | 3 | |
| DANEMARK | | | 52 | | 51 | | | | | | | | ROYAUME UNI | | | | | 1 | 1 | |
| • MALI | | | 6 | | 2 | | | | | | | | •• ALGERIE | | | | | 1 | 2 | |
| • SENEGAL | | | 55 | | 16 | | | | | | | | NIGERIA | | | | | 2 | 1 | |
| NIGERIA | | | 2 | | 1 | | | | | | | | ETATS UNIS | | | | | 29 | 21 | |
| ANTILLES NEER | | | 3 | | 3 | | | | | | | | | | | | | | | |
| ISRAEL | | | 1 | | 1 | | | | | | | | | | | | | | | |
| 071 | | | | | | 112 | | | | | | | 276 | | | | | | | |
| CAFFE | | | | | | BOISSONS ALCOOLIQUES | | | | | | | AUTRES PRODUITS MINERAUX BRUTS | | | | | | | |
| KAFFEE | | | | | | ALKOHOLISCHE GETRAFNKE | | | | | | | ANDERE MINERALISCHE ROHSTOFFE | | | | | | | |
| M O N D E | | | T | | 27 | 43 | M O N D E | | | T | | 2059 | 888 | M O N D E | | | T | | 1894 | 143 |
| FRANCE | | | 12 | | 32 | FRANCE | | | | | 878 | 364 | FRANCE | | | | | 24 | 6 | |
| ROYAUME UNI | | | 5 | | 7 | PAYS BAS | | | | | 60 | 18 | ALLEMAGNE RF | | | | | 1453 | 124 | |
| • COTE IVOIRE | | | 1 | | 2 | ALLMAGNE RF | | | | | 240 | 97 | ESPAONE | | | | | 251 | 4 | |
| • CONGO LEO | | | 10 | | 3 | ITALIE | | | | | 7 | 4 | SOUDAN | | | | | 127 | 7 | |
| | | | | | | ROYAUME UNI | | | | | 126 | 164 | • MALI | | | | | 26 | 1 | |
| | | | | | | DANEMARK | | | | | 5 | 1 | • CAMEROUN | | | | | 11 | 1 | |
| | | | | | | PORTUGAL | | | | | 305 | 105 | | | | | | | | |
| | | | | | | ESPAONE | | | | | 192 | 43 | | | | | | | | |
| | | | | | | MAROC | | | | | 20 | 11 | | | | | | | | |
| | | | | | | •• ALGERIE | | | | | 221 | 79 | | | | | | | | |
| | | | | | | ETATS UNIS | | | | | 2 | 1 | | | | | | | | |
| 073 | | | | | | 121 | | | | | | | 282 | | | | | | | |
| SCHOCOLAT ET PRFP AU CACAO | | | | | | TABACS BRUTS ET DECHETS | | | | | | | DECHETS DE FONTE FER ET ACIER | | | | | | | |
| SCHOKOLADE U SCHOKOLADEWAREN | | | | | | ROHTABAK UND TABAKARFAELLE | | | | | | | ABFAELLE VON EISEN ODER STAHL | | | | | | | |
| M O N D E | | | T | | 8 | 16 | M O N D E | | | T | | 1 | 2 | M O N D E | | | T | | 1 | 1 |
| FRANCE | | | 7 | | 15 | FRANCE | | | | | 1 | 2 | FRANCE | | | | | 1 | 1 | |
| ITALIE | | | 1 | | 1 | | | | | | | | | | | | | | | |
| 074 | | | | | | 122 | | | | | | | 291 | | | | | | | |
| THE ET MATF | | | | | | TABACS MANUFACTURES | | | | | | | MAT BRUTES ORIG ANIMALF NDA | | | | | | | |
| TEE UND MATF | | | | | | TABAKWAREN | | | | | | | ROHSTOFFE TIER URSPRUNGS A N C | | | | | | | |
| M O N D E | | | T | | 1146 | 1066 | M O N D E | | | T | | 10 | 36 | M O N D E | | | T | | | |
| FRANCE | | | 1 | | 2 | FRANCE | | | | | 7 | 18 | | | | | | | | |
| BELGIQUE LUXBG | | | 26 | | 3 | BELGIQUE LUXBG | | | | | 2 | 2 | | | | | | | | |
| PAYS BAS | | | 122 | | 141 | PAYS BAS | | | | | 3 | 2 | | | | | | | | |
| ALLEMAGNE RF | | | 2 | | 2 | ROYAUME UNI | | | | | 3 | 14 | | | | | | | | |
| ROYAUME UNI | | | 81 | | 106 | | | | | | | | | | | | | | | |
| •• ALGERIE | | | 23 | | 18 | | | | | | | | | | | | | | | |
| GUINEE REP | | | 3 | | 2 | | | | | | | | | | | | | | | |
| NIGERIA | | | 255 | | 291 | | | | | | | | | | | | | | | |
| • CONGO LEO | | | 37 | | 42 | | | | | | | | | | | | | | | |
| CEYLAN MALDIVES | | | 13 | | 17 | | | | | | | | | | | | | | | |
| CHINE CONTINENT | | | 563 | | 417 | | | | | | | | | | | | | | | |
| JAPON | | | 19 | | 24 | | | | | | | | | | | | | | | |
| 075 | | | | | | 2 4 | | | | | | | 3 | | | | | | | |
| EPICES | | | | | | MATIERES PREMIERES | | | | | | | PRODUITS ENERGETIQUES | | | | | | | |
| GEWUERZE | | | | | | ROHSTOFFE | | | | | | | BRENNSTOFFE | | | | | | | |
| M O N D E | | | T | | 3 | 6 | M O N D E | | | T | | 842 | | M O N D E | | | T | | 2710 | |
| FRANCE | | | 2 | | 5 | FRANCE | | | | | 135 | | FRANCE | | | | | 84 | | |
| • MALGACHE REP | | | 1 | | 1 | BELGIQUE LUXBG | | | | | 55 | | PAYS BAS | | | | | 15 | | |
| | | | | | | PAYS BAS | | | | | 3 | | ALLEMAGNE RF | | | | | 5 | | |
| | | | | | | ALLEMAGNE RF | | | | | 124 | | ROYAUME UNI | | | | | 6 | | |
| | | | | | | ROYAUME UNI | | | | | 2 | | DANEMARK | | | | | 10 | | |
| | | | | | | ESPAONE | | | | | 4 | | PORTUGAL | | | | | 8 | | |
| | | | | | | •• ALGERIE | | | | | 3 | | ESPAONE | | | | | 13 | | |
| | | | | | | SOUDAN | | | | | 7 | | NIGERIA | | | | | 3 | | |
| | | | | | | • MALI | | | | | 1 | | • CAMEROUN | | | | | 2 | | |
| | | | | | | • SENEGAL | | | | | 2 | | ETATS UNIS | | | | | 383 | | |
| | | | | | | NIGERIA | | | | | 465 | | CUBA | | | | | 6 | | |
| | | | | | | • CAMEROUN | | | | | 15 | | ANTILLES NEER | | | | | 215 | | |
| | | | | | | ETATS UNIS | | | | | 21 | | IRAK | | | | | 46 | | |
| | | | | | | UNION INDIENNE | | | | | 2 | | IRAN | | | | | 3 | | |
| | | | | | | | | | | | | | UNION INDIENNE | | | | | 10 | | |

Werte: 1000 \$ — Menges : Tonnen falls nicht anders vermerkt (Abkürzungen siehe Anhang)

Y : siehe im Anhang Anmerkungen zu den Waren

Valeurs : 1000 \$ — Quantités : Tonnes sauf indication contraire (Vair abréviations en Annexe)

Y : voir notes par produits en Annexe

Tab. 2

import 1961

Tschad Tchad

| WAREN - PRODUIT | | | MENGES | | | WERTE | | | WAREN - PRODUIT | | | MENGES | | | WERTE | | | WAREN - PRODUIT | | | MENGES | | | WERTE | | | | | | | | | | | | | | | | | | | | | | | |
|-------------------------------|---|----|-----------------|----------------|---|--------------------------------|------|------------|--------------------|----|----|-----------------------------|---|---|---------|-------------|---|------------------------------|-------------|----------------|-----------------|-----|--------|-------------------------------|--------|---|----------|----------------|--------|-------------------------------|------|--|--|--|--|------------------------------|--|--|--|--|--|---------------------------------|--|--|--|--|--|
| Ursprung - Origine | | | Einheit - Unité | | | 1000 \$ | | | Ursprung - Origine | | | Einheit - Unité | | | 1000 \$ | | | Ursprung - Origine | | | Einheit - Unité | | | 1000 \$ | | | | | | | | | | | | | | | | | | | | | | | |
| 331 | | | | | | 332 | | | | | | 341 | | | | | | 411 | | | | | | 421 | | | | | | 422 | | | | | | 431 | | | | | | 5 6 8 | | | | | |
| PETROLES BRUTS ET PART RAFFIN | | | | | | PRODUITS DERIVES DU PETROLE | | | | | | GAZ NATURELS ET GAZ D USINE | | | | | | CORPS GRAS D ORIGINE ANIMALE | | | | | | HUILES VEGETALES FIXES DOUCES | | | | | | AUTRES HUILES VEGETALES FIXES | | | | | | HUILES ET GRAISSES FLAVOREES | | | | | | AUTRES PRODUITS INDUSTRIELS | | | | | |
| ERDOEL ROH U TEILW RAFFINIERT | | | | | | ERDOELDESTILLATIONSERZFUENISSE | | | | | | ERDGAS UND INDUSTRIEGASE | | | | | | TIERISCHE FETTE UND OFLE | | | | | | FETTE PFLANZL OELE MILD | | | | | | ANDERE FETTE PFLANZLICHE OFLE | | | | | | OELE UND FETTE VERARBEITET | | | | | | ANDERE INDUSTRIELLE ERZEUGNISSE | | | | | |
| M O N D E | T | 75 | 7 | M O N D E | T | 20082 | 2684 | M O N D E | T | 40 | 19 | M O N D E | T | 1 | 2 | M O N D E | T | 80 | 40 | M O N D E | T | 2 | 1 | M O N D E | T | 1 | 1 | M O N D E | T | 11435 | 6874 | | | | | | | | | | | | | | | | |
| ANTILLES NEER | | 75 | 7 | FRANCE | | 510 | 70 | FRANCE | | 29 | 14 | FRANCE | | 1 | 2 | FRANCE | | 47 | 27 | FRANCE | | 1 | 1 | FRANCE | | 1 | 1 | FRANCE | | 6874 | | | | | | | | | | | | | | | | | |
| | | | | PAYS BAS | | 48 | 15 | • SENEGAL | | 7 | 2 | • CAMEROUN | | | | • CAMEROUN | | 6 | 2 | BELGIQUE LUXBG | | 2 | 1 | FRANCE | | 1 | 1 | BELGIQUE LUXBG | | 625 | | | | | | | | | | | | | | | | | |
| | | | | ALLEMAGNE RF | | 45 | 5 | NIGERIA | | 8 | 3 | | | | | ROYAUME UNI | | 20 | 8 | PAYS BAS | | 157 | 1 | FRANCE | | 1 | 1 | ALLEMAGNE RF | | 862 | | | | | | | | | | | | | | | | | |
| | | | | ROYAUME UNI | | 19 | 6 | • CAMEROUN | | 4 | 2 | | | | | NIGERIA | | 20 | 8 | ALLEMAGNE RF | | 862 | 2 | 1 | FRANCE | | 1 | 1 | ITALIE | | 286 | | | | | | | | | | | | | | | | |
| | | | | DANEMARK | | 63 | 10 | | | | | | | | | • CAMEROUN | | 6 | 2 | ITALIE | | 2 | 1 | FRANCE | | 1 | 1 | ROYAUME UNI | | 229 | | | | | | | | | | | | | | | | | |
| | | | | PORTUGAL | | 167 | 8 | | | | | | | | | | | | ROYAUME UNI | | 2 | 1 | FRANCE | | 1 | 1 | IRLANDE | | 1 | | | | | | | | | | | | | | | | | | |
| | | | | ESPAGNE | | 76 | 13 | | | | | | | | | | | | NORVEGE | | 1 | 1 | FRANCE | | 1 | 1 | NORVEGE | | 8 | | | | | | | | | | | | | | | | | | |
| | | | | ETATS UNIS | | 2740 | 383 | | | | | | | | | | | | SUEDE | | 1 | 1 | FRANCE | | 1 | 1 | SUEDE | | 28 | | | | | | | | | | | | | | | | | | |
| | | | | CUBA | | 69 | 6 | | | | | | | | | | | | FINLANDE | | 1 | 1 | FRANCE | | 1 | 1 | FINLANDE | | 4 | | | | | | | | | | | | | | | | | | |
| | | | | ANTILLES NEER | | 15703 | 2108 | | | | | | | | | | | | DANEMARK | | 1 | 1 | FRANCE | | 1 | 1 | DANEMARK | | 101 | | | | | | | | | | | | | | | | | | |
| | | | | IRAK | | 533 | 46 | | | | | | | | | | | | SUISSE | | 1 | 1 | FRANCE | | 1 | 1 | SUISSE | | 22 | | | | | | | | | | | | | | | | | | |
| | | | | IRAN | | 30 | 3 | | | | | | | | | | | | | | | | | | | | | | | | | | | | | | | | | | | | | | | | |
| | | | | UNION INDIENNE | | 78 | 10 | | | | | | | | | | | | | | | | | | | | | | | | | | | | | | | | | | | | | | | | |

Werte: 1000 \$ — Menges: Tonnen falls nicht anders vermerkt (Abkürzungen siehe Anhang)
Y: siehe im Anhang Anmerkungen zu den Waren

Valeurs: 1000 \$ — Quantités: Tonnes sauf indication contraire (Voir abréviations en Annexe)
Y: voir notes par produits en Annexe

Tab. 2

import 1961

| WAREN - PRODUIT | | MENGE | WERTE | WAREN - PRODUIT | | MENGE | WERTE | WAREN - PRODUIT | | MENGE | WERTE |
|--|---|-----------------|---------|--|---|-----------------|---------|--|---|-----------------|---------|
| Ursprung - Origine | | QUANTITÉ | VALEUR | Ursprung - Origine | | QUANTITÉ | VALEUR | Ursprung - Origine | | QUANTITÉ | VALEUR |
| | | Einheit - Unité | 1000 \$ | | | Einheit - Unité | 1000 \$ | | | Einheit - Unité | 1000 \$ |
| 611 CUIRS LEDER | | | | 642 ARTICLES EN PAPIER OU CARTON WAREN AUS PAPIER ODER PAPPÉ | | | | 655 TISSUS SPECIAUX ARTIC ASSIMIL SPEZIALGEWFBRE UND ERZEUGNISSF | | | |
| M O N D E | T | 1 | 2 | M O N D E | T | 153 | 159 | M O N D E | T | 14 | 29 |
| FRANCE | | 1 | 1 | FRANCE | | 127 | 143 | FRANCE | | 13 | 24 |
| | | | | ITALIE | | 1 | 1 | AUTRICHE | | | 3 |
| | | | | NORVEGF | | 3 | 1 | *COTE IVOIRE | | 1 | 1 |
| | | | | SUEDE | | 10 | 5 | | | | |
| | | | | ETATS UNIS | | 10 | 8 | | | | |
| 612 ARTICLES MANUFACT EN CUIR NDA WAREN A LEDER KUNSTLEDER A N G | | | | 651 FILS DE MATIERES TFXILES GARNE AUS SPINNSTOFFEN | | | | 656 ARTICLES EN MAT TEXTILES NDA SPINNSTOFFWAREN A N G | | | |
| M O N D E | T | 1 | 6 | M O N D E | T | 37 | 162 | M O N D E | T | 504 | 436 |
| FRANCE | | 1 | 3 | FRANCE | | 25 | 127 | FRANCE | | 80 | 115 |
| MAROC | | | 2 | BELGIQUE LUXBG | | 1 | 2 | BELGIQUE LUXBG | | 71 | 56 |
| | | | | ALLEMAGNE RF | | 4 | 14 | PAYS BAS | | 10 | 10 |
| 613 PELLETERIES APPRETEES ZUGERICHTETE PELZFELLF | | | | ITALIE | | 7 | 16 | ALLEMAGNE RF | | 40 | 40 |
| | | | | *CAMFRON | | | 3 | ITALIE | | 119 | 76 |
| M O N D E | T | 1 | 1 | | | | | ROYAUME UNI | | | 1 |
| UNION SUD AFR | | 1 | 1 | 652 TISSUS COTON SAUF TISSUS SPEC BAUMWOLLGEWEBE | | | | PORTUGAL | | | 6 |
| | | | | M O N D E | T | 948 | 2198 | ESPAGNE | | | 2 |
| | | | | FRANCE | | 329 | 860 | ESPAGNE | | | 103 |
| | | | | BELGIQUE LUXBG | | 55 | 157 | POLOGNE | | | 10 |
| | | | | PAYS BAS | | 19 | 74 | TCHECOSLOVAQUIE | | | 3 |
| | | | | ALLEMAGNE RF | | 24 | 85 | HONGRIE | | | 2 |
| | | | | ITALIE | | 44 | 111 | *ALGERIE | | | 1 |
| | | | | ROYAUME UNI | | 18 | 79 | LYBIE | | | 1 |
| | | | | SUEDE | | 6 | 13 | *SENEGAL | | | 8 |
| | | | | PORTUGAL | | 5 | 89 | NIGERIA | | | 1 |
| | | | | ESPAGNE | | 40 | 90 | *CAMEROUN | | | 3 |
| | | | | YUGOSLAVIE | | 14 | 26 | *CONGO LEO | | | 1 |
| | | | | POLOGNE | | 12 | 23 | ETATS UNIS | | | 1 |
| | | | | TCHECOSLOVAQUIE | | 12 | 22 | PAKISTAN | | | 22 |
| | | | | HONGRIE | | 26 | 49 | UNION INDIENNE | | | 15 |
| | | | | LYBIE | | 32 | 10 | JAPON | | | 12 |
| | | | | EGYPTE | | 42 | 44 | 657 COUV PARQUETS TAPIS TAPISSERIEF FUSSBODENBFLAECE TEPPIICHE USW | | | |
| | | | | SOUDAN | | 7 | 14 | M O N D E | T | 11 | 21 |
| | | | | *DAHOMAY | | | 1 | FRANCE | | 5 | 13 |
| | | | | NIGERIA | | 27 | 60 | ITALIE | | | 1 |
| | | | | *CAMEROUN | | | 1 | ROYAUME UNI | | | 1 |
| | | | | *CONGO LEO | | 2 | 4 | IRLANDE | | | 1 |
| | | | | UNION INDIENNE | | 72 | 135 | LYBIE | | | 1 |
| | | | | CHINE CONTINENT | | 19 | 25 | SOUDAN | | | 1 |
| | | | | JAPON | | 81 | 208 | *SENEGAL | | | 1 |
| | | | | HONG KONG | | 15 | 19 | JAPON | | | 2 |
| | | | | | | | | 661 CHAUX CEMENTS OUVR PR BATIMENT KALK ZEMENT UND BAUSTOFFE | | | |
| 621 DEMI PRODUITS EN CAOUTCHOUÇ HALBERZEUGNISSE AUS KAUTSCHUK | | | | 653 AUTRES TISSUS SAUF SPECIAUX ANDERE GEWFBRE | | | | M O N D E | T | 11761 | 985 |
| M O N D E | T | 7 | 20 | M O N D E | T | 294 | 581 | FRANCE | | 1818 | 181 |
| FRANCE | | 7 | 20 | FRANCE | | 62 | 90 | BELGIQUE LUXBG | | 2541 | 275 |
| | | | | BELGIQUE LUXBG | | 21 | 60 | ALLEMAGNE RF | | 5713 | 361 |
| | | | | PAYS BAS | | 1 | 2 | ROYAUME UNI | | 15 | 2 |
| | | | | ALLEMAGNE RF | | 33 | 64 | DANEMARK | | 951 | 100 |
| | | | | ITALIE | | 2 | 5 | HAROC | | 212 | 24 |
| | | | | ROYAUME UNI | | 2 | 6 | LYBIE | | | 1 |
| | | | | POLOGNE | | 7 | 13 | NIGERIA | | 398 | 36 |
| | | | | TCHECOSLOVAQUIE | | 4 | 6 | *CAMEROUN | | 102 | 5 |
| | | | | HONGRIE | | 1 | 3 | | | | |
| | | | | EGYPTE | | | 2 | 662 PIECES DE CONSTR EN MAT CERAM BAUMATERIAL AUS KERAM STOFFEN | | | |
| | | | | NIGERIA | | | 1 | M O N D E | T | 101 | 34 |
| | | | | ISRAEL | | | 5 | FRANCE | | 38 | 15 |
| | | | | CHINE CONTINENT | | | 7 | BELGIQUE LUXBG | | | 5 |
| | | | | JAPON | | 156 | 318 | ALLEMAGNE RF | | | 57 |
| | | | | 654 TULLES DENTELLES BRODERIES ETC TUELL SPITZEN BAENDFR USW | | | | | | | 18 |
| 629 ART MANUFACT EN CAOUTCHOUÇ NDA BEARB WAREN A KAUTSCHUK A N G | | | | M O N D E | T | 12 | 46 | 663 ARTICLES EN MAT MINERALES NDA WAREN A MINERAL STOFFEN A N G | | | |
| M O N D E | T | 256 | 414 | FRANCE | | 6 | 31 | M O N D E | T | 19 | 26 |
| FRANCE | | 221 | 367 | ALLEMAGNE RF | | | 2 | FRANCE | | 11 | 22 |
| BELGIQUE LUXBG | | 14 | 15 | SOUDAN | | 2 | 2 | ALLEMAGNE RF | | | 1 |
| PAYS BAS | | 3 | 5 | LIBAN | | 3 | 7 | ITALIE | | | 4 |
| ALLEMAGNE RF | | 13 | 19 | JAPON | | 1 | 4 | DANEMARK | | | 3 |
| ROYAUME UNI | | 1 | 3 | | | | | | | | |
| ESPAGNE | | 1 | 2 | | | | | | | | |
| *CAMEROUN | | 1 | 1 | | | | | | | | |
| ETATS UNIS | | | 1 | | | | | | | | |
| | | | | 632 ARTICLES MANUFACT EN POIS NDA BEARBEITETE WAREN A HOLZ A N G | | | | | | | |
| M O N D E | T | 9 | 7 | M O N D E | T | 64 | 29 | | | | |
| FRANCE | | 5 | 3 | FRANCE | | 52 | 23 | | | | |
| ROYAUME UNI | | 2 | 2 | ITALIE | | 6 | 1 | | | | |
| NIGERIA | | 2 | 2 | ROYAUME UNI | | | 1 | | | | |
| | | | | *CAMEROUN | | 3 | 2 | | | | |
| | | | | ETATS UNIS | | 3 | 2 | | | | |
| | | | | 633 ARTICLES MANUFACT EN LIECF BEARBEITETE WAREN AUS KORK | | | | | | | |
| M O N D E | T | 4 | 3 | M O N D E | T | 4 | 3 | | | | |
| FRANCE | | 1 | 1 | FRANCE | | 1 | 1 | | | | |
| | | | | MAROC | | 3 | 2 | | | | |
| 631 BOIS ARTIF ET TRAVAILLFS NDA FURNIERE KUNSTHOLZ USW A N G | | | | 641 PAPIERS ET CARTONS PAPIER UND PAPPÉ | | | | | | | |
| M O N D E | T | 9 | 7 | M O N D E | T | 139 | 63 | | | | |
| FRANCE | | 5 | 3 | FRANCE | | 120 | 58 | | | | |
| ROYAUME UNI | | 2 | 2 | ROYAUME UNI | | 1 | 1 | | | | |
| NIGERIA | | 2 | 2 | NORVEGE | | 10 | 2 | | | | |
| | | | | SUEDE | | 3 | 1 | | | | |
| | | | | ETATS UNIS | | 5 | 1 | | | | |

Werte: 1000 \$ — Mengen: Tonnen falls nicht anders vermerkt (Abkürzungen siehe Anhang)
Y: siehe im Anhang Anmerkungen zu den Waren

Valeurs: 1000 \$ — Quantités: Tonnes sauf indication contraire (Voir abréviations en Annexe)
Y: voir notes par produits en Annexe

Tab. 2

import 1961

| WAREN - PRODUIT | | | MENZE | | | WERTE | | | WAREN - PRODUIT | | | MENZE | | | WERTE | | | WAREN - PRODUIT | | | MENZE | | | WERTE | | | | | | | | | | | | | | | | | | | | | | | | | | | | | | | | | | | | | | |
|---|-----------------|---------|---|-----------------|---------|--|-----------------|--------------|--|-----------------|---------|---|-----------------|---------|----------------------------------|-----------------|---------|---|-----------------|--------------|---|-----------------|---------|-----------------------------------|-----------------|---------|--|--------------|----|---|-----|--------------|---|-----|-----|---|---|------|---|----------------|---|--------------------------|----|--|--|--|--|--|--|--|--|--|--|--|--|--|---|--|--|--------------------------------|--|--|
| Ursprung - Origine | | | Einheit - Unité | | | 1000 \$ | | | Ursprung - Origine | | | Einheit - Unité | | | 1000 \$ | | | Ursprung - Origine | | | Einheit - Unité | | | 1000 \$ | | | | | | | | | | | | | | | | | | | | | | | | | | | | | | | | | | | | | | |
| Ursprung - Origine | Einheit - Unité | 1000 \$ | Ursprung - Origine | Einheit - Unité | 1000 \$ | Ursprung - Origine | Einheit - Unité | 1000 \$ | Ursprung - Origine | Einheit - Unité | 1000 \$ | Ursprung - Origine | Einheit - Unité | 1000 \$ | Ursprung - Origine | Einheit - Unité | 1000 \$ | Ursprung - Origine | Einheit - Unité | 1000 \$ | Ursprung - Origine | Einheit - Unité | 1000 \$ | Ursprung - Origine | Einheit - Unité | 1000 \$ | | | | | | | | | | | | | | | | | | | | | | | | | | | | | | | | | | | | |
| 711 CHAUDIERES ET MOT NON FLECTR DAMPFKESSEL U NICHTFLKKT MOTOR | | | 722 MACH ELEC APPAR POUR COUPURE ELEKTR MASCH U SCHALTGERAETE | | | 733 VEHIC ROUT AUT QUE AUTOMOBILES STRASSENFAHRZEUGE O KRAFTANTR | | | 712 TRACTEURS MACH ET APPAR AGRICO SCHLEPPER MASCHIN APP F LANDW | | | 723 FILS CABLES ISOLAT ETC P FLEC DRAEHTE KABEL ISOLATORFN F EL | | | 734 AERONEFS LUFTFAHRZEUGE | | | 714 MACHINES DE BUREAU BUEROMASCHINEN | | | 724 APPAR POUR TELECOMMUNICATIONS APP F TELEGR TELEPHON FERNSEH | | | 735 BATEAUX WASSERFAHRZEUGE | | | 715 MACH POUR TRAVAIL DES METAUX METALLBEARBEITUNGSMASCHINEN | | | 725 APPAREILS FLECTRODOMESTIQUES ELEKTRISCHE HAUSHALTSGERAETE | | | 812 APP SANIT HYG CHAUFF ECLAIRAGE SANITAER U HYG ARTKL HEIZK USW | | | 717 MACH PR TEXT CUIR MAC A COUDRE MASCH F TEXTIL LEFDER NAHMASCH | | | 726 APP ELEC MEDICALE ET RADIOLOG APP F ELEKTROMEDIZIN RFSTRAHL | | | 821 MEUBLES MOEBEL | | | 718 MACH PR AUT INDUS SPECIALISEES MASCH F BESOND GEN INDUSTRIEM | | | 729 MACH ET APP ELECTRIQUES N D A ELEKTR MASCHINEN U APP A N G | | | 831 ARTI VOYAGE SACS A MAIN ET SIM REISEARTIKEL TAESCHNFRW U DGL | | | 719 MACHINES ET APPAREILS NDA MASCHINEN UND APPARATE ANG | | | 732 VEHICULES AUTOMOBILES ROUTIERS KRAFTFAHRZEUGE | | | 841 VETEMENTS BEKLEIDUNG | | |
| M O N D E | T | 55 | 195 | M O N D E | T | 75 | 232 | M O N D E | T | 218 | 308 | M O N D E | T | 28 | 46 | M O N D E | T | 35 | 358 | M O N D E | T | 385 | 255 | M O N D E | T | 18 | 62 | M O N D E | T | 180 | 294 | M O N D E | T | 341 | 803 | M O N D E | T | 1847 | 2813 | M O N D E | T | 19 | 44 | | | | | | | | | | | | | | | | | | | |
| FRANCE | | 41 | 155 | FRANCE | | 59 | 198 | FRANCE | | 95 | 64 | FRANCE | | 13 | 14 | FRANCE | | 14 | 40 | FRANCE | | 95 | 64 | FRANCE | | 6 | 21 | FRANCE | | 140 | 251 | FRANCE | | 237 | 592 | FRANCE | | 1365 | 2057 | FRANCE | | 17 | 41 | | | | | | | | | | | | | | | | | | | |
| BELGIQUE LUXBG | | 2 | 8 | ALLEMAGNE RF | | 3 | 8 | ALLEMAGNE RF | | 85 | 67 | ALLEMAGNE RF | | 1 | 7 | ALLEMAGNE RF | | 2 | 7 | ALLEMAGNE RF | | 85 | 67 | ALLEMAGNE RF | | 1 | 6 | ALLEMAGNE RF | | 15 | 15 | ALLEMAGNE RF | | 1 | 3 | BELGIQUE LUXBG | | 1 | 3 | BELGIQUE LUXBG | | 4 | 10 | | | | | | | | | | | | | | | | | | | |
| ALLEMAGNE RF | | | 1 | ROYAUME UNI | | 12 | 22 | ROYAUME UNI | | 2 | 3 | ROYAUME UNI | | 1 | 7 | ROYAUME UNI | | 1 | 2 | ROYAUME UNI | | 2 | 3 | ROYAUME UNI | | 1 | 7 | ROYAUME UNI | | 11 | 7 | ROYAUME UNI | | 159 | 266 | ROYAUME UNI | | 1 | 1 | | | | | | | | | | | | | | | | | | | | | | | |
| ROYAUME UNI | | 4 | 9 | ETATS UNIS | | 1 | 4 | ETATS UNIS | | 11 | 8 | ETATS UNIS | | 1 | 8 | ETATS UNIS | | 1 | 2 | ETATS UNIS | | 17 | 50 | ETATS UNIS | | 1 | 2 | ETATS UNIS | | 7 | 7 | ETATS UNIS | | 1 | 2 | ETATS UNIS | | 1 | 1 | | | | | | | | | | | | | | | | | | | | | | | |
| CAMEROUN | | 2 | 6 | | | | | | | 2 | 2 | | | 1 | 1 | | | 1 | 1 | | 1 | 2 | | | | | | | 11 | 7 | | | | | | | | | | | | | | | | | | | | | | | | | | | | | | | | |
| ETATS UNIS | | 5 | 15 | | | | | | | 2 | 2 | | | 1 | 1 | | | 1 | 1 | | 1 | 2 | | | | | | 1 | 7 | 1 | 7 | | | | | | | | | | | | | | | | | | | | | | | | | | | | | | | |

Werte: 1000 \$ — Mengen: Tonnen falls nicht anders vermerkt (Abkürzungen siehe Anhang)
Y: siehe im Anhang Anmerkungen zu den Waren

Valeurs: 1000 \$ — Quantités: Tonnes sauf indication contraire (Voir abréviations en Annexe)
Y: voir notes par produits en Annexe

Tab. 2

import 1961

Senegal Sénégal

| WAREN - PRODUIT | | | WAREN - PRODUIT | | | WAREN - PRODUIT | | | | |
|--------------------------------|-------------------|-----------------|--------------------------------|-------------------|-----------------|-------------------------|--------------------------------|-----------------|------|----|
| Ursprung - Origine | MENGE QUANTITÉ | WERTE VALEUR | Ursprung - Origine | MENGE QUANTITÉ | WERTE VALEUR | Ursprung - Origine | MENGE QUANTITÉ | WERTE VALEUR | | |
| Einheit - Unité | | 1000 \$ | Einheit - Unité | | 1000 \$ | Einheit - Unité | | 1000 \$ | | |
| 122 | | | FRANCE | 773 | 76 | 271 | | | | |
| TABACS MANUFACTURES | | | GAMBIE | 1552 | 13 | ENGRAIS NATURELS | | | | |
| TABAKWAREN | | | GUINEE PORTUG | 194 | 2 | NATURELICHE DUENGMITTEL | | | | |
| M O N D E | T | 372 | 243 | | | M O N D E | T | 191 | 43 | |
| FRANCE | | 234 | BOIS FACONNES OU SIMPL TRAV | | | FRANCE | | 3 | 34 | |
| BELGIQUE LUXBG | | 2 | HOLZ EINFACH BEARBEITET | | | ALLEMAGNE RF | | 188 | 9 | |
| PAYS BAS | 1 | 5 | M O N D E | T | 7231 | 556 | | | | |
| ROYAUME UNI | 5 | 18 | FRANCE | | 7025 | 538 | 273 | | | |
| SUISSE | 1 | 3 | SUEDE | | 171 | 16 | PIERRES CONSTRUC SABL GRAVIERS | | | |
| MAROC | 1 | 2 | • ANCIENNE AEF | | 35 | 3 | WERKSTEINE SAND UND KIEF | | | |
| • ALGERIE | 43 | 93 | 251 | | | M O N D E | T | 4165 | 72 | |
| ETATS UNIS | 3 | 15 | PATES A PAPIER ET DECHETS | | | FRANCE | | 2697 | 41 | |
| 24 | | | ZELLSTOFF UND PAPIERFAELLE | | | ALLEMAGNE RF | | 39 | 3 | |
| MATIERES PREMIERES | | | M O N D E | T | 471 | 39 | ITALIE | | 194 | 4 |
| ROHSTOFFE | | | FRANCE | | 391 | 27 | MAROC | | 1235 | 24 |
| M O N D E | | 3361 | NORVEGE | | 8 | 1 | | | | |
| FRANCE | | 1850 | SUEDE | | 38 | 6 | 274 | | | |
| BELGIQUE LUXBG | | 118 | FINLANDE | | 11 | 2 | SOUFRE PYRITES DE FFR NON GRIL | | | |
| PAYS BAS | | 62 | ETATS UNIS | | 24 | 4 | SCHWEFEL U N GER SCHWFFELKIES | | | |
| ALLEMAGNE RF | | 151 | 261 | | | M O N D E | T | 6 | 1 | |
| ITALIE | | 4 | SOIE | | | | | | | |
| ROYAUME UNI | | 47 | SEIDE | | | 275 | | | | |
| NORVEGE | | 1 | M O N D E | T | 31 | 9 | ABRASIFS NATURELS DIAM INDUST | | | |
| SUEDE | | 22 | FRANCE | | 31 | 9 | NATURELICH SCHLEIFMITTEL | | | |
| FINLANDE | | 2 | | | | M O N D E | T | 48 | 6 | |
| ESPAGNE | | 1 | 262 | | | FRANCE | | 26 | 5 | |
| GRECE | | 13 | LAINES ET POILS ORIG ANIMALE | | | • ALGERIE | | 20 | 1 | |
| MAROC | | 60 | WOLLE UND TIERHAARF | | | | | | | |
| • ALGERIE | | 25 | M O N D E | T | 1 | 2 | 276 | | | |
| TUNISIE | | 6 | FRANCE | | 1 | 2 | AUTRES PRODUITS MINERAUX BRUTS | | | |
| GAMBIE | | 37 | | | | | ANDERE MINERALISCHF ROHSTOFFE | | | |
| GUINEE PORTUG | | 5 | 263 | | | M O N D E | T | 2289 | 100 | |
| GUINEE REP | | 22 | COTON | | | FRANCE | | 1569 | 73 | |
| SIERRA LEONE | | 1 | BAUMWOLLE | | | ALLEMAGNE RF | | 11 | 1 | |
| LIBERIA | | 3 | M O N D E | T | 1921 | 517 | ROYAUME UNI | | 21 | 1 |
| • TOGO REP | | 4 | FRANCE | | 825 | 154 | ESPAGNE | | 50 | 1 |
| NIGERIA | | 132 | BELGIQUE LUXBG | | 173 | 33 | • ALGERIE | | 426 | 16 |
| • CAMEROUN | | 42 | ALLEMAGNE RF | | 10 | 2 | • ANCIENNE AEF | | 198 | 7 |
| ANGOLA | | 42 | • TOGO REP | | 20 | 4 | | | | |
| KENYA OUGANDA | | 2 | • CAMEROUN | | 39 | 24 | 283 | | | |
| • ANCIENNE AEF | | 177 | • ANCIENNE AEF | | 603 | 163 | MINER ET CONC NON FERRFUX BASE | | | |
| ETATS UNIS | | 26 | BRESIL | | 51 | 10 | UNEDLE NE METALLERZE U KONZENT | | | |
| CANADA | | 30 | PARAGUAY | | 200 | 126 | M O N D E | T | 13 | 14 |
| BRESIL | | 65 | 265 | | | FRANCE | | 13 | 14 | |
| PARAGUAY | | 126 | FIBRE VEGET SAUF COTON ET JUTE | | | | | | | |
| ADEN | | 44 | PFLANZLICHE SPINNSTOFFF | | | 291 | | | | |
| MALAISIE FED | | 5 | M O N D E | T | 1470 | 332 | MAT BRUTES ORIG ANIMALE NDA | | | |
| 221 | | | FRANCE | | 6 | 3 | ROHSTOFFE TIER URSPRUNGS A N G | | | |
| GRAINES NOIX OLEAGINFUSES | | | MAROC | | 1 | 1 | M O N D E | T | 7 | 7 |
| OELSAATEN UND OELFRUECHTE | | | ANGOLA | | 1216 | 272 | FRANCE | | 7 | 7 |
| M O N D E | T | 28 | BRESIL | | 248 | 55 | | | | |
| FRANCE | | 4 | 292 | | | | | | | |
| MAROC | | 5 | MAT BRUTES ORIG VEGETALE NDA | | | | | | | |
| GUINEE REP | | 19 | ROHSTOFFE PFL URSPRUNGS A N G | | | M O N D E | T | 773 | 184 | |
| 231 | | | FIBRES TEXTILES SYNTH ART DISC | | | FRANCE | | 49 | 74 | |
| CAOUTCHOUC BRUT NAT SYNT REGEN | | | SYNTHET U KUENSTL SPINNFASTRN | | | PAYS BAS | | 4 | 10 | |
| KAUTSCHUK | | | M O N D E | T | 16 | 14 | GRECE | | 4 | 13 |
| M O N D E | T | 359 | FRANCE | | 16 | 14 | MAROC | | 403 | 34 |
| FRANCE | | 4 | | | | GAMBIE | | 4 | 1 | |
| GUINEE REP | | 40 | 266 | | | SIERRA LEONE | | 5 | 1 | |
| NIGERIA | | 254 | FIBRES TEXTILES SYNTH ART DISC | | | LIBERIA | | 25 | 3 | |
| CANADA | | 53 | SYNTHET U KUENSTL SPINNFASTRN | | | NIGERIA | | 5 | 1 | |
| MALAISIE FED | | 8 | M O N D E | T | 16 | 14 | KENYA OUGANDA | | 264 | 44 |
| 241 | | | FRANCE | | 16 | 14 | ADEN | | | |
| BOIS DE CHAUFF CHARBON DE BOIS | | | 267 | | | 3 | | | | |
| BRENNHOLZ UND HOLZKOHLE | | | FRIPERIE DRILLES CHIFFONS | | | PRODUITS ENERGETIQUES | | | | |
| M O N D E | T | 36 | ABFAELLE V SPINNST U LUMPEN | | | BRENNSTOFFE | | | | |
| GAMBIE | | 31 | M O N D E | T | 287 | 194 | M O N D E | | 7548 | |
| 242 | | | FRANCE | | 145 | 69 | | | | |
| BOIS RONDS BRUTS SIMPL EQUAR | | | BELGIQUE LUXBG | | 5 | 5 | | | | |
| ROHHOLZ RUND OD EINF RFHAUFN | | | PAYS BAS | | 46 | 52 | | | | |
| M O N D E | T | 2520 | ROYAUME UNI | | 73 | 46 | | | | |
| | | 91 | ETATS UNIS | | 19 | 22 | | | | |

Werte : 1000 \$ — Mengen : Tonnen falls nicht anders vermerkt (Abkürzungen siehe Anhang)
 Y : siehe im Anhang Anmerkungen zu den Waren

Valeurs : 1000 \$ — Quantités : Tonnes sauf indication contraire (Voir abréviations en Annexe)
 Y : voir notes par produits en Annexe

Tab. 2

import 1961

| WAREN - PRODUIT | | | MENZE | | | WERTE | | | WAREN - PRODUIT | | | MENZE | | | WERTE | | |
|--------------------------------|--|--|-----------------|--|--|---------|--|--|---------------------------------|--|--|-----------------|--|--|------------------------------|--|--|
| Ursprung - Origine | | | Einheit - Unité | | | 1000 \$ | | | Ursprung - Origine | | | Einheit - Unité | | | 1000 \$ | | |
| FRANCE | | | | | | 1431 | | | 431 | | | | | | | | |
| PAYS BAS | | | | | | 850 | | | HUILES ET GRAISSES FLAVOREES | | | | | | | | |
| ALLEMAGNE RF | | | | | | 3 | | | OEELE UND FETTE VERARBEITET | | | | | | | | |
| ITALIE | | | | | | 107 | | | M O N D E T | | | 3909 | | | 750 | | |
| ROYAUME UNI | | | | | | 47 | | | FRANCE | | | 2896 | | | 551 | | |
| AUTRICHE | | | | | | 1 | | | BELGIQUE LUXBG | | | 324 | | | 62 | | |
| PORTUGAL | | | | | | 215 | | | ALLEMAGNE RF | | | 687 | | | 136 | | |
| CANARIES | | | | | | 372 | | | 568 | | | | | | | | |
| MOZAMBIQUE | | | | | | 21 | | | AUTRES PRODUITS INDUSTRIELS | | | | | | | | |
| ETATS UNIS | | | | | | 150 | | | ANDERE INDUSTRIELLE ERZEUGNISSE | | | | | | | | |
| CUBA | | | | | | 100 | | | M O N D E | | | 69000 | | | 514 | | |
| FED INDES OCC | | | | | | 320 | | | FRANCE | | | 56045 | | | AUTRES PROD CHIM INORGANIQUE | | |
| ANTILLES NEFR | | | | | | A10 | | | BELGIQUE LUXBG | | | 1343 | | | AND ANORGAN CHEM ERZEUGNISSE | | |
| VENEZUELA | | | | | | 2583 | | | PAYS BAS | | | 1016 | | | | | |
| IRAK | | | | | | 153 | | | ALLEMAGNE RF | | | 3287 | | | | | |
| IRAN | | | | | | 159 | | | ITALIE | | | 1148 | | | | | |
| ADEN | | | | | | 225 | | | ROYAUME UNI | | | 957 | | | | | |
| 321 | | | | | | | | | NORVEGE | | | 49 | | | | | |
| CHARBON COKES ET ACCLOMERES | | | | | | | | | SUEDE | | | 270 | | | | | |
| KOHLE KOKS UND BRIKETS | | | | | | | | | FINLANDE | | | 206 | | | | | |
| M O N D E T | | | | | | 378 | | | DANEMARK | | | 27 | | | | | |
| FRANCE | | | | | | 18 | | | SUISSE | | | 158 | | | | | |
| 332 | | | | | | | | | AUTRICHE | | | 369 | | | | | |
| PRODUITS DERIVES DU PETROLF | | | | | | | | | PORTUGAL | | | 22 | | | | | |
| ERDOELDESTILLATIONSERZEUGNISSE | | | | | | | | | ESPAGNE | | | 432 | | | | | |
| M O N D E T | | | | | | 230301 | | | YUGOSLAVIE | | | 8 | | | | | |
| FRANCE | | | | | | 19318 | | | GRECE | | | 5 | | | | | |
| PAYS BAS | | | | | | 42871 | | | U R S S | | | 4 | | | | | |
| ALLEMAGNE RF | | | | | | 40 | | | POLONE | | | 40 | | | | | |
| ITALIE | | | | | | 4036 | | | TCHECOSLOVAQUIE | | | 53 | | | | | |
| ROYAUME UNI | | | | | | 2104 | | | HONGRIE | | | 33 | | | | | |
| AUTRICHE | | | | | | 32 | | | MAROC | | | 1378 | | | | | |
| PORTUGAL | | | | | | 5980 | | | • ALGERIE | | | 275 | | | | | |
| CANARIES | | | | | | 10953 | | | TUNISIE | | | 22 | | | | | |
| MOZAMBIQUE | | | | | | 1349 | | | EGYPTE | | | 8 | | | | | |
| ETATS UNIS | | | | | | 2111 | | | GAMBIE | | | 6 | | | | | |
| CUBA | | | | | | 2407 | | | GUINEE PORTUG | | | 6 | | | | | |
| FED INDES OCC | | | | | | 10896 | | | GUINEE REP | | | 8 | | | | | |
| ANTILLES NEFR | | | | | | 27443 | | | SIERRA LEONE | | | 3 | | | | | |
| VENEZUELA | | | | | | 82639 | | | GHANA | | | 1 | | | | | |
| IRAK | | | | | | 4786 | | | • TOGO REP | | | 2 | | | | | |
| IRAN | | | | | | 4861 | | | • CAMEROUN | | | 2 | | | | | |
| ADEN | | | | | | 8461 | | | ANGOLA | | | 3 | | | | | |
| 341 | | | | | | | | | TANGANYKA | | | 6 | | | | | |
| GAZ NATURELS ET GAZ D USINE | | | | | | | | | • MALCACH REP | | | 4 | | | | | |
| ERDGAS UND INDUSTRIEGASE | | | | | | | | | UNION SUD AFR | | | 8 | | | | | |
| M O N D E T | | | | | | 2132 | | | • ANCIENNE AEF | | | 195 | | | | | |
| FRANCE | | | | | | 212 | | | ETATS UNIS | | | 297 | | | | | |
| 411 | | | | | | | | | FED INDES OCC | | | 1 | | | | | |
| CORPS GRAS D ORIGINE ANIMALE | | | | | | | | | ANTILLES NEFR | | | 5 | | | | | |
| TIERISCHE FETTE UND OFLE | | | | | | | | | BRESIL | | | 10 | | | | | |
| M O N D E T | | | | | | 423 | | | ARGENTINE | | | 1 | | | | | |
| FRANCE | | | | | | 77 | | | LIBAN | | | 26 | | | | | |
| 421 | | | | | | | | | SYRIE | | | 3 | | | | | |
| HUILES VEGETALES FIXES DOUCES | | | | | | | | | ISRAEL | | | 47 | | | | | |
| FETTE PFLANZL OEELE MILD | | | | | | | | | PAKISTAN | | | 98 | | | | | |
| M O N D E T | | | | | | 32 | | | UNION INDIENNE | | | 91 | | | | | |
| FRANCE | | | | | | 19 | | | CEYLAN MALDIVES | | | 2 | | | | | |
| • ALGERIE | | | | | | 13 | | | CHINE CONTINENT | | | 30 | | | | | |
| 422 | | | | | | | | | JAPON | | | 125 | | | | | |
| AUTRES HUILES VEGETALES FIXES | | | | | | | | | HONG KONG | | | 712 | | | | | |
| ANDERE FETTE PFLANZLICHE OEELE | | | | | | | | | THAILANDE | | | 10 | | | | | |
| M O N D E T | | | | | | 404 | | | CAMBODGE | | | 43 | | | | | |
| FRANCE | | | | | | 139 | | | VIETNAM SUD | | | 12 | | | | | |
| BELGIQUE LUXBG | | | | | | 55 | | | INDONESIE | | | 38 | | | | | |
| TUNISIE | | | | | | 10 | | | PTOM PORTUG AS | | | 8 | | | | | |
| GAMBIE | | | | | | 90 | | | 512 | | | | | | | | |
| GUINEE PORTUG | | | | | | 26 | | | PRODUITS CHIMIQUES ORGANIQUES | | | | | | | | |
| • CAMEROUN | | | | | | 61 | | | ORGANISCHE CHEM ERZEUGNISSE | | | | | | | | |
| • ANCIENNE AEF | | | | | | 21 | | | M O N D E T | | | 1125 | | | 372 | | |
| 342 | | | | | | | | | FRANCE | | | 834 | | | 251 | | |
| ELEMENTS CHIMIQUES INORGAN | | | | | | | | | BELGIQUE LUXBG | | | 47 | | | 15 | | |
| ANORGANISCHE CHEM GRUNDSTOFFE | | | | | | | | | PAYS BAS | | | 42 | | | 11 | | |
| M O N D E T | | | | | | 2300 | | | ALLEMAGNE RF | | | 144 | | | 76 | | |
| FRANCE | | | | | | 301 | | | ITALIE | | | 5 | | | 1 | | |
| BELGIQUE LUXBG | | | | | | | | | ROYAUME UNI | | | 4 | | | 2 | | |
| ALLEMAGNE RF | | | | | | | | | SUEDE | | | 5 | | | 1 | | |
| ROYAUME UNI | | | | | | | | | SUISSE | | | 1 | | | 1 | | |
| MAROC | | | | | | | | | ETATS UNIS | | | 43 | | | 8 | | |
| 513 | | | | | | | | | JAPON | | | 6 | | | 6 | | |
| ELEMENTS CHIMIQUES INORGAN | | | | | | | | | 541 | | | | | | | | |
| ANORGANISCHE CHEM GRUNDSTOFFE | | | | | | | | | PRODUITS MEDICIN ET PHARMACEUT | | | | | | | | |
| M O N D E T | | | | | | | | | MEDIZIN U PHARM ERZEUGNISSE | | | | | | | | |
| FRANCE | | | | | | | | | M O N D E T | | | 825 | | | 3093 | | |
| BELGIQUE LUXBG | | | | | | | | | FRANCE | | | 819 | | | 3064 | | |
| ALLEMAGNE RF | | | | | | | | | BELGIQUE LUXBG | | | 1 | | | 1 | | |
| ROYAUME UNI | | | | | | | | | ALLEMAGNE RF | | | 5 | | | 5 | | |
| MAROC | | | | | | | | | ROYAUME UNI | | | 1 | | | 1 | | |
| 514 | | | | | | | | | MAROC | | | 5 | | | 21 | | |
| AUTRES PROD CHIM INORGANIQUE | | | | | | | | | 514 | | | | | | | | |
| AND ANORGAN CHEM ERZEUGNISSE | | | | | | | | | M O N D E T | | | 2498 | | | 302 | | |
| M O N D E T | | | | | | | | | FRANCE | | | 1872 | | | 228 | | |
| FRANCE | | | | | | | | | PAYS BAS | | | 79 | | | 8 | | |
| PAYS BAS | | | | | | | | | ALLEMAGNE RF | | | 434 | | | 54 | | |
| ALLEMAGNE RF | | | | | | | | | ITALIE | | | 16 | | | 2 | | |
| ITALIE | | | | | | | | | ROYAUME UNI | | | 46 | | | 4 | | |
| ROYAUME UNI | | | | | | | | | UNION SUD AFR | | | 50 | | | 6 | | |
| NORVEGE | | | | | | | | | 521 | | | | | | | | |
| ESPAGNE | | | | | | | | | GOUDRONS MINER DERIV CHIM BRUT | | | | | | | | |
| U R S S | | | | | | | | | TEER UND TEERERZEUGNISSE | | | | | | | | |
| MAROC | | | | | | | | | M O N D E T | | | 144 | | | 19 | | |
| • ALGERIE | | | | | | | | | FRANCE | | | 87 | | | 9 | | |
| 531 | | | | | | | | | BELGIQUE LUXBG | | | 7 | | | 1 | | |
| COLOR DU GOUDR INDIGO NAT ETC | | | | | | | | | PAYS BAS | | | 13 | | | 2 | | |
| SYNT ORG FARBST NAT INDIGO USW | | | | | | | | | ETATS UNIS | | | 36 | | | 6 | | |
| M O N D E T | | | | | | | | | 531 | | | | | | | | |
| FRANCE | | | | | | | | | COLOR DU GOUDR INDIGO NAT ETC | | | | | | | | |
| PAYS BAS | | | | | | | | | SYNT ORG FARBST NAT INDIGO USW | | | | | | | | |
| ALLEMAGNE RF | | | | | | | | | M O N D E T | | | 198 | | | 243 | | |
| ROYAUME UNI | | | | | | | | | FRANCE | | | 66 | | | 91 | | |
| SUISSE | | | | | | | | | PAYS BAS | | | 4 | | | 11 | | |
| GUINEE PORTUG | | | | | | | | | ALLEMAGNE RF | | | 72 | | | 100 | | |
| GUINEE REP | | | | | | | | | ROYAUME UNI | | | 1 | | | 3 | | |
| 532 | | | | | | | | | SUISSE | | | 7 | | | 33 | | |
| EXTRAITS COLORANTS | | | | | | | | | GUINEE PORTUG | | | 41 | | | 4 | | |
| FARB U GERBSTOFFAUSZUEGE USW | | | | | | | | | GUINEE REP | | | 7 | | | 1 | | |
| M O N D E T | | | | | | | | | 532 | | | | | | | | |
| FRANCE | | | | | | | | | EXTRAITS COLORANTS | | | | | | | | |
| PAYS BAS | | | | | | | | | FARB U GERBSTOFFAUSZUEGE USW | | | | | | | | |
| ALLEMAGNE RF | | | | | | | | | M O N D E T | | | 185 | | | 44 | | |
| ITALIE | | | | | | | | | FRANCE | | | 114 | | | 26 | | |
| ROYAUME UNI | | | | | | | | | PAYS BAS | | | 5 | | | 1 | | |
| UNION SUD AFR | | | | | | | | | ALLEMAGNE RF | | | 34 | | | 11 | | |
| 533 | | | | | | | | | ITALIE | | | 15 | | | 2 | | |
| PIGMENTS PEINTURES VERNIS | | | | | | | | | ROYAUME UNI | | | 13 | | | 3 | | |
| PIGMENTE FARBEN LACKE USW | | | | | | | | | UNION SUD AFR | | | 5 | | | 1 | | |
| M O N D E T | | | | | | | | | 533 | | | | | | | | |
| FRANCE | | | | | | | | | PIGMENTS PEINTURES VERNIS | | | | | | | | |
| BELGIQUE LUXBG | | | | | | | | | PIGMENTE FARBEN LACKE USW | | | | | | | | |
| PAYS BAS | | | | | | | | | M O N D E T | | | 1426 | | | 656 | | |
| ALLEMAGNE RF | | | | | | | | | FRANCE | | | 802 | | | 480 | | |
| ROYAUME UNI | | | | | | | | | BELGIQUE LUXBG | | | 71 | | | 13 | | |
| DANEMARK | | | | | | | | | PAYS BAS | | | 144 | | | 23 | | |
| MAROC | | | | | | | | | ALLEMAGNE RF | | | 267 | | | 47 | | |
| • ALGERIE | | | | | | | | | ROYAUME UNI | | | 32 | | | 22 | | |
| ETATS UNIS | | | | | | | | | DANEMARK | | | 72 | | | 2 | | |
| 541 | | | | | | | | | MAROC | | | 72 | | | 31 | | |
| PRODUITS MEDICIN ET PHARMACEUT | | | | | | | | | • ALGERIE | | | 38 | | | 37 | | |
| MEDIZIN U PHARM ERZEUGNISSE | | | | | | | | | ETATS UNIS | | | 1 | | | 1 | | |
| M O N D E T | | | | | | | | | 541 | | | | | | | | |
| FRANCE | | | | | | | | | PRODUITS MEDICIN ET PHARMACEUT | | | | | | | | |
| BELGIQUE LUXBG | | | | | | | | | MEDIZIN U PHARM ERZEUGNISSE | | | | | | | | |
| ALLEMAGNE RF | | | | | | | | | M O N D E T | | | 825 | | | 3093 | | |
| ROYAUME UNI | | | | | | | | | FRANCE | | | 819 | | | 3064 | | |
| MAROC | | | | | | | | | BELGIQUE LUXBG | | | 1 | | | 1 | | |
| 542 | | | | | | | | | ALLEMAGNE RF | | | 5 | | | 5 | | |
| ELEMENTS CHIMIQUES INORGAN | | | | | | | | | ROYAUME UNI | | | 1 | | | 1 | | |
| ANORGANISCHE CHEM GRUNDSTOFFE | | | | | | | | | MAROC | | | 5 | | | 21 | | |
| M O N D E T | | | | | | | | | 542 | | | | | | | | |
| FRANCE | | | | | | | | | ELEMENTS CHIMIQUES INORGAN | | | | | | | | |
| BELGIQUE LUXBG | | | | | | | | | ANORGANISCHE CHEM GRUNDSTOFFE | | | | | | | | |
| ALLEMAGNE RF | | | | | | | | | M O N D E T | | | 2300 | | | 301 | | |
| ROYAUME UNI | | | | | | | | | FRANCE | | | 301 | | | 301 | | |
| MAROC | | | | | | | | | BELGIQUE LUXBG | | | 1 | | | 1 | | |

Werte: 1000 \$ — Mengen: Tonnen falls nicht anders vermerkt (Abkürzungen siehe Anhang)
Y: siehe im Anhang Anmerkungen zu den Waren

Valeurs: 1000 \$ — Quantités: Tonnes sauf indication contraire (Voir abréviations en Annexe)
Y: voir notes par produits en Annexe

Tab. 2

import 1961

Senegal Sénégal

| WAREN - PRODUIT | | | WAREN - PRODUIT | | | WAREN - PRODUIT | | |
|--|--------------------------------------|----------------------------|--|--------------------------------------|----------------------------|---|--------------------------------------|----------------------------|
| Ursprung - Origine | MENGE QUANTITÉ Einheit - Unité | WERTE VALEUR 1000 \$ | Ursprung - Origine | MENGE QUANTITÉ Einheit - Unité | WERTE VALEUR 1000 \$ | Ursprung - Origine | MENGE QUANTITÉ Einheit - Unité | WERTE VALEUR 1000 \$ |
| 551 HUILES ESSENTIELLES PROD AROMA ÄTHERISCHE ÖELE U RIECHSTOFFE | | | SUEDE 29 4 | | | 633 ARTICLES MANUFACTURES FN LIEGF BEARBEITETE WAREN AUS KORK | | |
| M O N D E T | 52 | 126 | FINLANDE | 1101 | 157 | M O N D E T | 42 | 41 |
| FRANCE | 50 | 118 | SUISSE | 1 | 1 | FRANCE | 24 | 31 |
| ALLEMAGNE RF | 1 | 1 | MAROC | 12 | 8 | PORTUGAL | 1 | 1 |
| ROYAUME UNI | 1 | 1 | ••ALGERIE | 209 | 29 | MAROC | 16 | 9 |
| SUISSE | 1 | 5 | ••TOGO REP | 10 | 1 | | | |
| | | | ETATS UNIS | 43 | 11 | | | |
| | | | ARGENTINE | 3 | 1 | | | |
| | | | JAPON | 1 | 1 | | | |
| 553 PARFUMERIE ET PROD DE BEAUTE RIECH UND SCHÖNHEITSMITTEL | | | 611 CUIRS LEDER | | | 641 PAPIERS ET CARTONS PAPIER UND PAPPE | | |
| M O N D E T | 524 | 901 | M O N D E T | 11 | 35 | M O N D E T | 5370 | 1166 |
| FRANCE | 487 | 847 | FRANCE | 10 | 33 | FRANCE | 4080 | 931 |
| PAYS BAS | 1 | 1 | MAROC | 1 | 1 | BELGIQUE LUXBG | 10 | 4 |
| ALLEMAGNE RF | 2 | 3 | | | | PAYS BAS | 26 | 3 |
| ITALIE | 1 | 1 | | | | ALLEMAGNE RF | 21 | 6 |
| ROYAUME UNI | 13 | 11 | | | | NORVEGE | 182 | 32 |
| MAROC | 1 | 1 | | | | SUEDE | 625 | 95 |
| ••ALGERIE | 20 | 36 | | | | FINLANDE | 248 | 49 |
| | | | 612 ARTICLES MANUFACT EN CUIR NDA WAREN A LEDER KUNSTLEDER A N G | | | SUISSE | 50 | 10 |
| | | | M O N D E T | 17 | 43 | AUTRICHE | 59 | 12 |
| | | | FRANCE | 14 | 37 | ESPAGNE | 7 | 3 |
| | | | ALLEMAGNE RF | 1 | 1 | ••ALGERIE | 62 | 21 |
| | | | MAROC | 2 | 4 | | | |
| 554 SAVONS PRODUITS D ENTRFTIEN SEIFEN PUTZ UND WASCHMITTEL | | | 621 DEMI PRODUITS EN CAOUTCHOUC HALBERZEUGNISSE AUS KAUTSCHUK | | | 642 ARTICLES EN PAPIER OU CARTON WAREN AUS PAPIER ODER PAPPE | | |
| M O N D E T | 1402 | 756 | M O N D E T | 336 | 345 | M O N D E T | 3259 | 1782 |
| FRANCE | 1287 | 695 | FRANCE | 273 | 276 | FRANCE | 2733 | 1594 |
| PAYS BAS | 38 | 16 | PAYS BAS | 6 | 11 | PAYS BAS | 6 | 3 |
| ALLEMAGNE RF | 19 | 11 | ALLEMAGNE RF | 9 | 17 | ALLEMAGNE RF | 4 | 9 |
| ITALIE | 12 | 4 | ITALIE | 4 | 4 | ITALIE | 1 | 1 |
| ROYAUME UNI | 19 | 11 | ROYAUME UNI | 22 | 22 | ROYAUME UNI | 1 | 3 |
| SUISSE | 2 | 2 | MAROC | 20 | 13 | SUEDE | 250 | 63 |
| MAROC | 14 | 9 | ETATS UNIS | 1 | 1 | DANEMARK | 1 | 3 |
| ••ALGERIE | 8 | 6 | | | | AUTRICHE | 5 | 1 |
| ETATS UNIS | 5 | 2 | | | | MAROC | 173 | 52 |
| | | | 629 ART MANUFACT EN CAOUTCHOUC NDA BEARB WAREN A KAUTSCHUK A N G | | | ••ALGERIE | 81 | 45 |
| | | | M O N D E T | 1300 | 1746 | ••TOGO REP | 1 | 1 |
| | | | FRANCE | 1244 | 1653 | ETATS UNIS | 3 | 4 |
| | | | PAYS BAS | 5 | 6 | | | |
| | | | ALLEMAGNE RF | 9 | 28 | 651 FILS DE MATIERES TEXTILES GARNE AUS SPINNSTOFFEN | | |
| | | | ITALIE | 37 | 41 | M O N D E T | 263 | 854 |
| | | | ROYAUME UNI | 1 | 2 | FRANCE | 252 | 825 |
| | | | NORVEGE | 1 | 1 | BELGIQUE LUXBG | 1 | 1 |
| | | | SUISSE | 1 | 1 | ALLEMAGNE RF | 9 | 23 |
| | | | MAROC | 2 | 1 | ITALIE | 1 | 3 |
| | | | ••ALGERIE | 1 | 1 | HONG KONG | 1 | 2 |
| | | | ETATS UNIS | 1 | 11 | | | |
| 561 ENGRAIS MANUFACTURES CHEMISCHE DUENGEMITTEL | | | 631 BOIS ARTIF ET TRAVAILLFS NDA FURNIERE KUNSTHOLZ USW A N G | | | 652 TISSUS COTON SAUF TISSUS SPEC BAUMWOLLGEWEBE | | |
| M O N D E T | 19341 | 1375 | M O N D E T | 1669 | 444 | M O N D E T | 6663 | 17323 |
| FRANCE | 12874 | 880 | FRANCE | 428 | 196 | FRANCE | 5802 | 14822 |
| BELGIQUE LUXBG | 5842 | 447 | NORVEGE | 10 | 2 | BELGIQUE LUXBG | 71 | 174 |
| PAYS BAS | 15 | 1 | SUEDE | 538 | 47 | PAYS BAS | 129 | 453 |
| ALLEMAGNE RF | 607 | 46 | MAROC | 14 | 4 | ALLEMAGNE RF | 302 | 939 |
| ETATS UNIS | 3 | 1 | ••ANCIENNE AEF | 675 | 195 | ITALIE | 6 | 15 |
| | | | | | | ROYAUME UNI | 126 | 450 |
| | | | | | | SUEDE | 14 | 27 |
| | | | | | | SUISSE | 7 | 19 |
| | | | | | | AUTRICHE | 1 | 3 |
| | | | | | | PORTUGAL | 15 | 21 |
| | | | | | | ESPAGNE | 162 | 315 |
| | | | | | | HONGRIE | 8 | 26 |
| | | | | | | MAROC | 2 | 5 |
| | | | | | | GAMBIE | 1 | 3 |
| | | | | | | GUINEE REP | 1 | 3 |
| | | | | | | SIERRA LEONE | 2 | 3 |
| | | | | | | GHANA | 1 | 1 |
| | | | | | | UNION INDIENNE | 6 | 19 |
| | | | | | | JAPON | 6 | 14 |
| | | | | | | INDONESIE | 3 | 10 |
| 571 EXPLOSIFS SPRENGSTOFFE | | | 632 ARTICLES MANUFACT EN BOIS NDA BEARBEITETE WAREN A HOLZ A N G | | | 653 AUTRES TISSUS SAUF SPECIAUX ANDERE GEWEBE | | |
| M O N D E T | 58 | 79 | M O N D E T | 1004 | 187 | M O N D E T | 1579 | 4683 |
| FRANCE | 48 | 69 | FRANCE | 476 | 139 | | | |
| BELGIQUE LUXBG | 3 | 3 | PAYS BAS | 4 | 2 | | | |
| ITALIE | 1 | 1 | ALLEMAGNE RF | 15 | 12 | | | |
| MAROC | 7 | 5 | ITALIE | 1 | 2 | | | |
| | | | ROYAUME UNI | 1 | 1 | | | |
| | | | SUEDE | 7 | 2 | | | |
| | | | ESPAGNE | 1 | 1 | | | |
| | | | MAROC | 38 | 12 | | | |
| | | | ••ALGERIE | 449 | 12 | | | |
| | | | BRESIL | 1 | 2 | | | |
| | | | CEYLAN MALDIVES | 1 | 2 | | | |
| | | | JAPON | 4 | 6 | | | |
| | | | HONG KONG | 2 | 2 | | | |
| 581 MATIERES PLASTIQUES RESIN ART KUNSTSTOFFE KUNSTHARZF USW | | | 633 ARTICLES MANUFACT EN BOIS NDA BEARBEITETE WAREN A HOLZ A N G | | | 654 AUTRES TISSUS SAUF SPECIAUX ANDERE GEWEBE | | |
| M O N D E T | 1353 | 1025 | M O N D E T | 1004 | 187 | M O N D E T | 1579 | 4683 |
| FRANCE | 1165 | 884 | FRANCE | 476 | 139 | | | |
| PAYS BAS | 82 | 40 | PAYS BAS | 4 | 2 | | | |
| ALLEMAGNE RF | 38 | 34 | ALLEMAGNE RF | 15 | 12 | | | |
| ITALIE | 22 | 24 | ITALIE | 1 | 2 | | | |
| ROYAUME UNI | 19 | 17 | ROYAUME UNI | 1 | 1 | | | |
| SUEDE | 5 | 8 | SUEDE | 7 | 2 | | | |
| DANEMARK | 1 | 2 | ESPAGNE | 1 | 1 | | | |
| MAROC | 15 | 11 | MAROC | 38 | 12 | | | |
| ETATS UNIS | 6 | 4 | ••ALGERIE | 449 | 12 | | | |
| JAPON | 2 | 1 | BRESIL | 1 | 2 | | | |
| | | | CEYLAN MALDIVES | 1 | 2 | | | |
| | | | JAPON | 4 | 6 | | | |
| | | | HONG KONG | 2 | 2 | | | |
| 599 PRODUITS CHIMIQUES NDA CHEMISCHE ERZEUGNISSE A N G | | | 634 ARTICLES MANUFACT EN BOIS NDA BEARBEITETE WAREN A HOLZ A N G | | | 655 AUTRES TISSUS SAUF SPECIAUX ANDERE GEWEBE | | |
| M O N D E T | 3383 | 1059 | M O N D E T | 1004 | 187 | M O N D E T | 1579 | 4683 |
| FRANCE | 1756 | 722 | FRANCE | 476 | 139 | | | |
| BELGIQUE LUXBG | 4 | 3 | PAYS BAS | 4 | 2 | | | |
| PAYS BAS | 90 | 42 | ALLEMAGNE RF | 15 | 12 | | | |
| ALLEMAGNE RF | 70 | 43 | ITALIE | 1 | 2 | | | |
| ROYAUME UNI | 52 | 33 | ROYAUME UNI | 1 | 1 | | | |
| | | | SUEDE | 7 | 2 | | | |
| | | | ESPAGNE | 1 | 1 | | | |
| | | | MAROC | 38 | 12 | | | |
| | | | ••ALGERIE | 449 | 12 | | | |
| | | | BRESIL | 1 | 2 | | | |
| | | | CEYLAN MALDIVES | 1 | 2 | | | |
| | | | JAPON | 4 | 6 | | | |
| | | | HONG KONG | 2 | 2 | | | |

Werte: 1000 \$ — Mengen: Tonnen falls nicht anders vermerkt (Abkürzungen siehe Anhang)
Y: siehe im Anhang Anmerkungen zu den Waren

Valeurs: 1000 \$ — Quantités: Tonnes sauf indication contraire (Voir abréviations en Annexe)
Y: voir notes par produits en Annexe

Tab. 2

import 1961

Obervolta Haute Volta

| WAREN - PRODUIT | MENGE | WERTE | WAREN - PRODUIT | MENGE | WERTE | WAREN - PRODUIT | MENGE | WERTE |
|---------------------------------|-----------------|---------|--------------------------------|-----------------|---------|--------------------------------|-----------------|---------|
| Ursprung - Origine | QUANTITÉ | VALEUR | Ursprung - Origine | QUANTITÉ | VALEUR | Ursprung - Origine | QUANTITÉ | VALEUR |
| | Einheit - Unité | 1000 \$ | | Einheit - Unité | 1000 \$ | | Einheit - Unité | 1000 \$ |
| 0 1 | | | 025 | | | 051 | | |
| PROD ALIMENTAIRES BOISSONS | | | OEUF D OISEAUX | | | FRUITS FRAIS NOIX SAUF OLEAGIN | | |
| NAHRUNGS UND GENUSSMITTEL | | | VOGELLEIER | | | OBST UND SUEDFR FRISCH NUESSE | | |
| M O N D E | | 5191 | M O N D E | T | 14 | M O N D E | T | 1546 |
| FRANCE | | 3141 | FRANCE | | 3 | FRANCE | | 71 |
| BELGIQUE LUXBG | | 1 | MAROC | | 6 | MAROC | | 4 |
| PAYS BAS | | 160 | *COTE IVOIRE | | 4 | GHANA | | 1470 |
| ALLEMAGNE RF | | 29 | | | | | | |
| ITALIE | | 18 | 031 | | | 052 | | |
| ROYAUME UNI | . | 68 | POISSONS | | | FRUITS SECHES OU DESHYDRATES | | |
| DANEMARK | . | 3 | FISCH | | | TROCKENFRUECHTE | | |
| SUISSE | . | 5 | M O N D E | T | 28 | M O N D E | T | 35 |
| PORTUGAL | . | 5 | FRANCE | | 16 | FRANCE | | 2 |
| HONGRIE | . | 2 | *SENEGAL | | 1 | GHANA | | 33 |
| MAROC | | 98 | *COTE IVOIRE | | 10 | | | |
| *ALGERIE | | 58 | | | | 053 | | |
| *SENEGAL | | 737 | 032 | | | PREP ET CONSERVES DE FRUITS | | |
| *COTE IVOIRE | | 197 | PREP CONSERV POISSONS ET CRUST | | | OBST SUEDFR ZUBEREIT KONSERVEN | | |
| GHANA | | 588 | FISCHZUBEREITUNGEN U KONSERVEN | | | M O N D E | T | 78 |
| KENYA OUGANDA | | 1 | M O N D E | T | 133 | FRANCE | | 44 |
| *MALGACHE REP | | 11 | FRANCE | | 10 | PAYS BAS | | 2 |
| ETATS UNIS | | 28 | PAYS BAS | | 8 | ITALIE | | 2 |
| CANADA | | 1 | MAROC | | 51 | MAROC | | 15 |
| BRESIL | | 2 | GHANA | | 64 | *ALGERIE | | 2 |
| CEYLAN MALDIVES | | 4 | | | | *SENEGAL | | 1 |
| CAMBODGE | | 1 | | | | *COTE IVOIRE | | 10 |
| 011 | | | 041 | | | 054 | | |
| VIANDE FRAICHE REFRIG CONGEELEE | | | FROMENT EPEAUTRE METEIL | | | LEGUMES PLANTES TUBERC ALIMENT | | |
| FLEISCH FRISCH GEKUEHLT GEFR | | | WEIZEN SPELZ UND MENGKORN | | | GEMUESE PFLANZEN KNOLLEN F ERN | | |
| M O N D E | T | 4 | M O N D E | T | 130 | M O N D E | T | 933 |
| FRANCE | | 3 | FRANCE | | 110 | FRANCE | | 242 |
| *COTE IVOIRE | | 1 | *SENEGAL | | 20 | *COTE IVOIRE | | 2 |
| | | | | | | GHANA | | 681 |
| 012 | | | 042 | | | 055 | | |
| VIANDES ETC SECHES SALES FUMES | | | RIZ | | | PREPARAT ET CONSERV DE LEGUMES | | |
| FLEISCH USW EINFACH ZUBEREITET | | | REIS | | | ZUBEREITUNGEN A GEMUESE USW | | |
| M O N D E | T | 3 | M O N D E | T | 525 | M O N D E | T | 441 |
| FRANCE | | 2 | FRANCE | | 189 | FRANCE | | 174 |
| | | | BELGIQUE LUXBG | | 2 | PAYS BAS | | 8 |
| | | | *COTE IVOIRE | | 10 | ITALIE | | 56 |
| | | | GHANA | | 305 | HONGRIE | | 2 |
| | | | BRESIL | | 15 | *ALGERIE | | 10 |
| | | | CAMBODGE | | 4 | *SENEGAL | | 19 |
| | | | | | | GHANA | | 148 |
| | | | | | | KENYA OUGANDA | | 21 |
| | | | | | | ETATS UNIS | | 2 |
| 013 | | | 046 | | | 061 | | |
| PREP ET CONSERVES DE VIANDE | | | SEMOULE ET FARINE DE FROMENT | | | SUCRE ET MIEL | | |
| FLEISCHZUBEREITUNGEN KONSERVEN | | | GRIESS UND MEHL AUS WEIZEN | | | ZUCKER UND HONIG | | |
| M O N D E | T | 56 | M O N D E | T | 3505 | M O N D E | T | 7848 |
| FRANCE | | 42 | FRANCE | | 2638 | FRANCE | | 6800 |
| PAYS BAS | | 3 | *SENEGAL | | 692 | *ALGERIE | | 25 |
| DANEMARK | . | 2 | *COTE IVOIRE | | 20 | *COTE IVOIRE | | 11 |
| *COTE IVOIRE | | 1 | GHANA | | 72 | GHANA | | 931 |
| ETATS UNIS | | 5 | CANADA | | 2 | *MALGACHE REP | | 80 |
| | | | CEYLAN MALDIVES | | 30 | | | |
| 014 | | | 047 | | | 062 | | |
| PREP ET CONSERVES DE VIANDE | | | SEMOULE FARINE AUTRES CEREALES | | | PREPARATIONS A BASE DE SUCRE | | |
| FLEISCHZUBEREITUNGEN KONSERVEN | | | GRIESS UND MEHL A AND GETREIDE | | | ZUCKERWAREN | | |
| M O N D E | T | 56 | M O N D E | T | 75 | M O N D E | T | 549 |
| FRANCE | | 42 | FRANCE | | 61 | FRANCE | | 347 |
| PAYS BAS | | 3 | *COTE IVOIRE | | 13 | ROYAUME UNI | . | 8 |
| DANEMARK | . | 2 | | | | *SENEGAL | | 172 |
| *COTE IVOIRE | | 1 | | | | *COTE IVOIRE | | 21 |
| ETATS UNIS | | 5 | | | | | | |
| | | | | | | | | |
| 015 | | | 048 | | | 071 | | |
| PREP ET CONSERVES DE VIANDE | | | PREPAR DE CEREALES DE FARINES | | | CAFE | | |
| FLEISCHZUBEREITUNGEN KONSERVEN | | | ZUBEREITUNGEN A GETREIDEMEHL | | | KAFFEE | | |
| M O N D E | T | 56 | M O N D E | T | 425 | M O N D E | T | 18 |
| FRANCE | | 42 | FRANCE | | 85 | FRANCE | | 10 |
| PAYS BAS | | 3 | MAROC | | 139 | *COTE IVOIRE | | 8 |
| DANEMARK | . | 2 | *ALGERIE | | 12 | | | |
| *COTE IVOIRE | | 1 | *SENEGAL | | 55 | | | |
| ETATS UNIS | | 5 | *COTE IVOIRE | | 55 | | | |
| | | | GHANA | | 79 | | | |
| | | | | | | | | |
| 016 | | | | | | | | |
| BEURRE | | | | | | | | |
| BUTTER | | | | | | | | |
| M O N D E | T | 40 | | | | | | |
| FRANCE | | 34 | | | | | | |
| PAYS BAS | | 5 | | | | | | |
| GHANA | | 1 | | | | | | |
| | | | | | | | | |
| 017 | | | | | | | | |
| FROMAGE ET CAILLEBOTTE | | | | | | | | |
| KAESE UND QUARK | | | | | | | | |
| M O N D E | T | 45 | | | | | | |
| FRANCE | | 42 | | | | | | |
| PAYS BAS | | 1 | | | | | | |
| SUISSE | | 1 | | | | | | |
| *COTE IVOIRE | | 1 | | | | | | |

Werte: 1000 \$ — Mengen: Tonnes falls nicht anders vermerkt (Abkürzungen siehe Anhang)
Y: siehe im Anhang Anmerkungen zu den Waren

Valeurs: 1000 \$ — Quantités: Tonnes sauf indication contraire (Voir abréviations en Annexe)
Y: voir notes par produits en Annexe

Tab. 2

import 1961

| WAREN - PRODUIT | | | MENGE | | WERTE | WAREN - PRODUIT | | | MENGE | | WERTE | WAREN - PRODUIT | | | MENGE | | WERTE | |
|---|---|-----|-----------------|-----|---------|--|---|------|-----------------|------|---------|---|-------------------------|-------|-----------------|-----|---------|--|
| Ursprung - Origine | | | QUANTITÉ | | VALEUR | Ursprung - Origine | | | QUANTITÉ | | VALEUR | Ursprung - Origine | | | QUANTITÉ | | VALEUR | |
| | | | Einheit - Unité | | 1000 \$ | | | | Einheit - Unité | | 1000 \$ | | | | Einheit - Unité | | 1000 \$ | |
| 599 PRODUITS CHIMIQUES NDA CHEMISCHE ERZEUGNISSE A N G | | | | | | ROYAUME UNI 1 | | | | | | 656 ARTICLES EN MAT TEXTILES NDA SPINNSTOFFWAREN A N G | | | | | | |
| M O N D E | T | 191 | | 100 | | NORVEGE 37 | | | | | | M O N D E | T | 499 | | 309 | | |
| FRANCE | | 145 | | 63 | | SUEDE 55 | | | | | | FRANCE | | 180 | | 160 | | |
| PAYS BAS | | 1 | | 1 | | . COTE IVOIRE 1 | | | | | | BELGIQUE LUXBG | | 48 | | 13 | | |
| ALLEMAGNE RF | | 4 | | 5 | | GHANA 10 | | | | | | PAYS BAS | | 15 | | 6 | | |
| ROYAUME UNI | | 3 | | 1 | | 642 ARTICLES EN PAPIER OU CARTON WAREN AUS PAPIER ODER PAPPE | | | | | | | 32 | | 18 | | | |
| MAROC | | 2 | | 1 | | M O N D E | T | 270 | | 191 | | ROYAUME UNI | | 27 | | 6 | | |
| GHANA | | 32 | | 28 | | FRANCE | | 254 | | 184 | | PORTUGAL | | 8 | | 4 | | |
| ETATS UNIS | | 3 | | 1 | | ROYAUME UNI | | 3 | | 1 | | ESPAGNE | | 7 | | 5 | | |
| | | | | | | SUEDE | | 5 | | 1 | | . ALGERIE | | 14 | | 6 | | |
| | | | | | | MAROC | | 5 | | 2 | | . SENEGAL | | 7 | | 2 | | |
| | | | | | | . COTE IVOIRE | | 1 | | 2 | | GUINEE PORTUG | | 11 | | 7 | | |
| | | | | | | ETATS UNIS | | 1 | | 1 | | . COTE IVOIRE | | 10 | | 14 | | |
| | | | | | | 651 FILS DE MATIERES TEXTILES GARNE AUS SPINNSTOFFEN | | | | | | | GHANA | | 46 | | 34 | |
| | | | | | | M O N D E | T | 194 | | 372 | | ETATS UNIS | | 44 | | 17 | | |
| | | | | | | FRANCE | | 15 | | 49 | | INDONESIE | | 45 | | 14 | | |
| | | | | | | ROYAUME UNI | | 8 | | 12 | | 657 COUV PARQUETS TAPIS TAPISSERIE FUSSBODENBELAEGE TEPPICHE USW | | | | | | |
| | | | | | | . SENEGAL | | 5 | | 11 | | M O N D E | T | 30 | | 20 | | |
| | | | | | | . COTE IVOIRE | | 79 | | 162 | | FRANCE | | 4 | | 7 | | |
| | | | | | | GHANA | | 87 | | 138 | | PAYS BAS | | 3 | | 1 | | |
| | | | | | | 652 TISSUS COTON SAUF TISSUS SPEC BAUMWOLLGEWEBE | | | | | | | . SENEGAL | | 1 | | 1 | |
| | | | | | | M O N D E | T | 1247 | | 3016 | | GHANA | | 16 | | 9 | | |
| | | | | | | FRANCE | | 588 | | 1485 | | JAPON | | 6 | | 2 | | |
| | | | | | | BELGIQUE LUXBG | | 1 | | 3 | | 661 CHAUX CIMENTS OUVR PR BATIMENT KALK ZEMENT UND EAUSTOFFE | | | | | | |
| | | | | | | PAYS BAS | | 14 | | 40 | | M O N D E | T | 22390 | | 408 | | |
| | | | | | | ALLEMAGNE RF | | 16 | | 41 | | FRANCE | | 18289 | | 323 | | |
| | | | | | | ITALIE | | 3 | | 4 | | BELGIQUE LUXBG | | 999 | | 17 | | |
| | | | | | | ROYAUME UNI | | 28 | | 88 | | ALLEMAGNE RF | | 653 | | 11 | | |
| | | | | | | ESPAGNE | | 1 | | 1 | | ROYAUME UNI | | 16 | | 1 | | |
| | | | | | | . ALGERIE | | 1 | | 3 | | DANEMARK | | 719 | | 12 | | |
| | | | | | | . SENEGAL | | 21 | | 57 | | MAROC | | 73 | | 11 | | |
| | | | | | | . COTE IVOIRE | | 22 | | 45 | | . SENEGAL | | 670 | | 12 | | |
| | | | | | | GHANA | | 425 | | 1063 | | . COTE IVOIRE | | 170 | | 3 | | |
| | | | | | | NIGERIA | | 1 | | 1 | | GHANA | | 801 | | 19 | | |
| | | | | | | UNION INDIENNE | | 1 | | 1 | | 662 PIECES DE CONSTR EN MAT CFRAM BAUMATERIAL AUS KERAM STOFFEN | | | | | | |
| | | | | | | CHINE CONTINENT | | 2 | | 22 | | M O N D E | T | 2491 | | 98 | | |
| | | | | | | JAPON | | 12 | | 39 | | FRANCE | | 2490 | | 97 | | |
| | | | | | | HONG KONG | | 103 | | 123 | | 663 ARTICLES EN MAT MINERALES NDA WAREN A MINERAL STOFFEN A N G | | | | | | |
| | | | | | | 653 AUTRES TISSUS SAUF SPECIAUX ANDERE GEWEBE | | | | | | | M O N D E | T | 20 | | 24 | |
| | | | | | | M O N D E | T | 171 | | 401 | | FRANCE | | 20 | | 23 | | |
| | | | | | | FRANCE | | 37 | | 83 | | 664 VERRE GLAS | | | | | | |
| | | | | | | PAYS BAS | | 1 | | 4 | | M O N D E | T | 95 | | 40 | | |
| | | | | | | ALLEMAGNE RF | | 22 | | 43 | | FRANCE | | 76 | | 30 | | |
| | | | | | | ITALIE | | 3 | | 9 | | ROYAUME UNI | | 2 | | 1 | | |
| | | | | | | ROYAUME UNI | | 9 | | 25 | | . ALGERIE | | 4 | | 3 | | |
| | | | | | | AUTRICHE | | 7 | | 10 | | . COTE IVOIRE | | 12 | | 4 | | |
| | | | | | | ESPAGNE | | 9 | | 12 | | GHANA | | 4 | | 1 | | |
| | | | | | | . COTE IVOIRE | | 1 | | 1 | | ETATS UNIS | | 2 | | 1 | | |
| | | | | | | GHANA | | 80 | | 210 | | 665 VERRERIE GLASWAREN | | | | | | |
| | | | | | | JAPON | | 2 | | 4 | | M O N D E | T | 244 | | 93 | | |
| | | | | | | 654 TULLES DENTELLES BRODERIES ETC TUELL SPITZEN BAENDER USW | | | | | | | FRANCE | | 175 | | 63 | |
| | | | | | | M O N D E | T | 6 | | 30 | | ALLEMAGNE RF | | 9 | | 2 | | |
| | | | | | | FRANCE | | 6 | | 30 | | . ALGERIE | | 6 | | 1 | | |
| | | | | | | 655 TISSUS SPECIAUX ARTIC ASSIMIL SPEZIALGEWEBE UND ERZEUGNISSE | | | | | | | . COTE IVOIRE | | 22 | | 2 | |
| | | | | | | M O N D E | T | 901 | | 43 | | GHANA | | 31 | | 23 | | |
| | | | | | | FRANCE | | 12 | | 14 | | ETATS UNIS | | 2 | | 2 | | |
| | | | | | | ROYAUME UNI | | 3 | | 4 | | 641 PAPIERS ET CARTONS PAPIER UND PAPPE | | | | | | |
| | | | | | | . COTE IVOIRE | | 883 | | 19 | | M O N D E | T | 311 | | 71 | | |
| | | | | | | GHANA | | 4 | | 6 | | FRANCE | | 208 | | 58 | | |

Werte : 1000 \$ — Mengen : Tonnen falls nicht anders vermerkt (Abkürzungen siehe Anhang)
Y : siehe im Anhang Anmerkungen zu den Waren

Valeurs : 1000 \$ — Quantités : Tonnes sauf indication contraire (Voir abréviations en Annexe)
Y : voir notes par produits en Annexe

Tab. 2

import 1961

| WAREN - PRODUIT | | | MENGE | | WERTE | | WAREN - PRODUIT | | | MENGE | | WERTE | | WAREN - PRODUIT | | | MENGE | | WERTE | | | | | | | |
|---|--|--|-----------------|--|---------|---|--------------------|--|---|-----------------|--|--|--|--------------------|--|-----------------|-----------------|-----------------|---------|---|-----|--|------|--|------|--|
| Ursprung - Origine | | | Quantité | | Valeur | | Ursprung - Origine | | | Quantité | | Valeur | | Ursprung - Origine | | | Quantité | | Valeur | | | | | | | |
| | | | Einheit - Unité | | 1000 \$ | | | | | Einheit - Unité | | 1000 \$ | | | | | Einheit - Unité | | 1000 \$ | | | | | | | |
| 714 MACHINES DE BUREAU BUEROMASCHINEN | | | | | | ALLEMAGNE RF | | | | | | 735 BATEAUX WASSERFAHRZEUGE | | | | | | | | | | | | | | |
| M O N D E | | | T | | 11 | | 99 | | NORVEGE | | | 3 | | M O N D E | | T | | 1 | | 3 | | | | | | |
| FRANCE | | | | | 1 | | 6 | | PORTUGAL | | | 1 | | FRANCE | | | 1 | | 3 | | | | | | | |
| PAYS BAS | | | | | 2 | | 12 | | .. ALGERIE | | | 1 | | | | | | | | | | | | | | |
| ALLEMAGNE RF | | | | | 1 | | 6 | | GHANA | | | 26 | | | | | | | | | | | | | | |
| ITALIE | | | | | 1 | | 5 | | JAPON | | | 1 | | | | | | | | | | | | | | |
| ROYAUME UNI | | | | | 1 | | 4 | | 725 APPAREILS ELECTRODOMESTIQUES ELEKTRISCHE HAUSHALTSGERAETE | | | | | | 812 APP SANIT HYG CHAUFF ECLAIRAGE SANITAER U HYG ARTKL HEIZK USW | | | | | | | | | | | |
| SUEDE | | | | | 1 | | 2 | | M O N D E | | | T | | 20 | | 44 | | M O N D E | | | T | | 225 | | 231 | |
| SUISSE | | | | | 1 | | 12 | | FRANCE | | | 16 | | 32 | | FRANCE | | | 79 | | 64 | | 64 | | | |
| ETATS UNIS | | | | | 1 | | 12 | | PAYS BAS | | | 1 | | 3 | | ALLEMAGNE RF | | | 8 | | 6 | | 6 | | | |
| 715 MACH POUR TRAVAIL DES METAUX METALLBEARBEITUNGSMASCHINEN | | | | | | ALLEMAGNE RF | | | | | | ROYAUME UNI | | | | | | ROYAUME UNI | | | | | | | | |
| M O N D E | | | T | | 7 | | 9 | | ETATS UNIS | | | 2 | | 6 | | ROYAUME UNI | | | 8 | | 7 | | 7 | | 1 | |
| FRANCE | | | | | 7 | | 9 | | GHANA | | | 1 | | 3 | | SUEDE | | | 1 | | 1 | | 1 | | 1 | |
| 717 MACH PR TEXTIL CUIR MAC A COUDRE MASCH F TEXTIL LEGER NAEMASCH | | | | | | 726 APP ELEC MEDICALE ET RADIOLOG APP F ELEKTROMEDIZIN BESTRAHL | | | | | | 821 MEUBLES MOEBEL | | | | | | | | | | | | | | |
| M O N D E | | | T | | 38 | | 68 | | M O N D E | | | T | | 4 | | 29 | | M O N D E | | | T | | 1579 | | 507 | |
| FRANCE | | | | | 6 | | 12 | | FRANCE | | | 4 | | 29 | | FRANCE | | | 1251 | | 344 | | 344 | | 1 | |
| PAYS BAS | | | | | 1 | | 1 | | 729 MACH ET APP ELECTRIQUES N D A ELEKTR MASCHINEN U APP A N G | | | 821 MEUBLES MOEBEL | | | | | | | | | | | | | | |
| ALLEMAGNE RF | | | | | 2 | | 2 | | M O N D E | | | T | | 444 | | 528 | | FRANCE | | | 1 | | 1 | | 1 | |
| ITALIE | | | | | 1 | | 1 | | FRANCE | | | 333 | | 392 | | PAYS BAS | | | 1 | | 5 | | 6 | | 6 | |
| ROYAUME UNI | | | | | 6 | | 13 | | ALLEMAGNE RF | | | 5 | | 6 | | ROYAUME UNI | | | 15 | | 6 | | 6 | | 20 | |
| SUISSE | | | | | 2 | | 12 | | ROYAUME UNI | | | 10 | | 21 | | MAROC | | | 27 | | 20 | | 2 | | 2 | |
| ESPAGNE | | | | | 7 | | 9 | | DANEMARK | | | 6 | | 4 | | .. SENEGAL | | | 5 | | 2 | | 2 | | 2 | |
| GHANA | | | | | 14 | | 18 | | MAROC | | | 4 | | 2 | | . COTE IVOIRE | | | 100 | | 51 | | 31 | | 31 | |
| ETATS UNIS | | | | | 1 | | 1 | | GHANA | | | 84 | | 100 | | GHANA | | | 152 | | 37 | | 37 | | 57 | |
| 718 MACH PR AUT INDUS SPECIALISEES MASCH F BESOND GEN INDUSTRIEN | | | | | | 731 VEHICULES POUR VOIES FERREES SCHIENENFAHRZEUGE | | | | | | 831 ARTI VOYAGE SACS A MAIN ET SIM REISEARTIKEL TAESCHNER U DGL | | | | | | | | | | | | | | |
| M O N D E | | | T | | 217 | | 286 | | M O N D E | | | T | | 12 | | 8 | | M O N D E | | | T | | 34 | | 52 | |
| FRANCE | | | | | 183 | | 233 | | FRANCE | | | 12 | | 8 | | FRANCE | | | 21 | | 35 | | 35 | | 1 | |
| ALLEMAGNE RF | | | | | 11 | | 23 | | 732 VEHICULES AUTOMOBILES ROUTIERS KRAFTFAHRZEUGE | | | 841 VETEMENTS BEKLEIDUNG | | | | | | | | | | | | | | |
| ROYAUME UNI | | | | | 5 | | 5 | | M O N D E | | | T | | 2487 | | 3043 | | M O N D E | | | T | | 505 | | 1071 | |
| GHANA | | | | | 12 | | 18 | | FRANCE | | | 2153 | | 2614 | | FRANCE | | | 253 | | 519 | | 519 | | 3 | |
| ETATS UNIS | | | | | 6 | | 7 | | PAYS BAS | | | 20 | | 22 | | BELGIQUE LUXBG | | | 3 | | 3 | | 3 | | 3 | |
| 719 MACHINES ET APPAREILS NDA MASCHINEN UND APPARATE ANG | | | | | | 733 VEHIC ROUT AUT OUE AUTOMOBILES STRASSENFAHRZEUGE O KRAFTANTR | | | | | | 841 VETEMENTS BEKLEIDUNG | | | | | | | | | | | | | | |
| M O N D E | | | T | | 312 | | 594 | | M O N D E | | | T | | 443 | | 717 | | M O N D E | | | T | | 505 | | 1071 | |
| FRANCE | | | | | 224 | | 424 | | FRANCE | | | 412 | | 656 | | FRANCE | | | 253 | | 519 | | 519 | | 3 | |
| PAYS BAS | | | | | 1 | | 6 | | ROYAUME UNI | | | 10 | | 28 | | BELGIQUE LUXBG | | | 1 | | 2 | | 2 | | 2 | |
| ALLEMAGNE RF | | | | | 3 | | 7 | | .. ALGERIE | | | 1 | | 1 | | ALLEMAGNE RF | | | 1 | | 2 | | 2 | | 2 | |
| ITALIE | | | | | 2 | | 4 | | . COTE IVOIRE | | | 7 | | 12 | | ITALIE | | | 1 | | 1 | | 1 | | 1 | |
| ROYAUME UNI | | | | | 10 | | 13 | | GHANA | | | 157 | | 166 | | ROYAUME UNI | | | 1 | | 2 | | 2 | | 2 | |
| SUISSE | | | | | 1 | | 1 | | ETATS UNIS | | | 18 | | 27 | | ESPAGNE | | | 1 | | 3 | | 3 | | 3 | |
| GHANA | | | | | 7 | | 12 | | 734 AERONEFS LUFTFAHRZEUGE | | | | | | 841 VETEMENTS BEKLEIDUNG | | | | | | | | | | | |
| ETATS UNIS | | | | | 49 | | 117 | | M O N D E | | | T | | 443 | | 717 | | TCHECOSLOVAQUIE | | | 1 | | 3 | | 3 | |
| LIBAN | | | | | 17 | | 10 | | FRANCE | | | 412 | | 656 | | MAROC | | | 1 | | 3 | | 3 | | 3 | |
| 722 MACH ELECT APPAR POUR COUPURE ELEKTR MASCH U SCHALTGERAETE | | | | | | 733 VEHIC ROUT AUT OUE AUTOMOBILES STRASSENFAHRZEUGE O KRAFTANTR | | | | | | 841 VETEMENTS BEKLEIDUNG | | | | | | | | | | | | | | |
| M O N D E | | | T | | 71 | | 185 | | M O N D E | | | T | | 443 | | 717 | | M O N D E | | | T | | 505 | | 1071 | |
| FRANCE | | | | | 68 | | 181 | | FRANCE | | | 412 | | 656 | | FRANCE | | | 253 | | 519 | | 519 | | 3 | |
| .. ALGERIE | | | | | 1 | | 1 | | ROYAUME UNI | | | 10 | | 28 | | BELGIQUE LUXBG | | | 1 | | 2 | | 2 | | 2 | |
| . SENEGAL | | | | | 1 | | 1 | | .. ALGERIE | | | 1 | | 1 | | ALLEMAGNE RF | | | 1 | | 2 | | 2 | | 2 | |
| ETATS UNIS | | | | | 1 | | 1 | | . COTE IVOIRE | | | 2 | | 2 | | ITALIE | | | 1 | | 1 | | 1 | | 1 | |
| 723 FILS CABLES ISOLAT ETC P ELFC DRAECHE KABEL ISOLATOREN F EL | | | | | | 734 AERONEFS LUFTFAHRZEUGE | | | | | | 841 VETEMENTS BEKLEIDUNG | | | | | | | | | | | | | | |
| M O N D E | | | T | | 99 | | 87 | | M O N D E | | | T | | 1 | | 18 | | ROYAUME UNI | | | 2 | | 10 | | 10 | |
| FRANCE | | | | | 98 | | 87 | | FRANCE | | | 1 | | 18 | | TCHECOSLOVAQUIE | | | 8 | | 7 | | 7 | | 7 | |
| 724 APPAR POUR TELECOMMUNICATIONS APP F TELEGR TELEPHON FERNSEH | | | | | | 734 AERONEFS LUFTFAHRZEUGE | | | | | | 841 VETEMENTS BEKLEIDUNG | | | | | | | | | | | | | | |
| M O N D E | | | T | | 70 | | 636 | | M O N D E | | | T | | 1 | | 18 | | MAROC | | | 2 | | 5 | | 5 | |
| FRANCE | | | | | 24 | | 147 | | FRANCE | | | 1 | | 18 | | . SENEGAL | | | 88 | | 102 | | 102 | | 102 | |
| PAYS BAS | | | | | 2 | | 14 | | 851 CHAUSSURES SCHUHE | | | | | | 851 CHAUSSURES SCHUHE | | | | | | | | | | | |
| | | | | | | | | | M O N D E | | | T | | 784 | | 570 | | FRANCE | | | 114 | | 205 | | 205 | |
| | | | | | | | | | | | | | | | | | | | | | | | | | | |

Werte: 1000 \$ — Mengen: Tonnen falls nicht anders vermerkt (Abkürzungen siehe Anhang)
Y: siehe im Anhang Anmerkungen zu den Waren

Valeurs: 1000 \$ — Quantités: Tonnes sauf indication contraire (Voir abréviations en Annexe)
Y: voir notes par produits en Annexe

Tab. 2

import 1961

Obervolta Haute Volta

| WAREN - PRODUIT | | | MENGE QUANTITÉ | | WERTE VALEUR | WAREN - PRODUIT | | | MENGE QUANTITÉ | | WERTE VALEUR | WAREN - PRODUIT | | | MENGE QUANTITÉ | | WERTE VALEUR |
|--|--|--|-------------------|-----|-----------------|--|--|--|-------------------|-----|-----------------|--------------------|--|--|-------------------|--|-----------------|
| Ursprung - Origine | | | Einheit - Unité | | 1000 \$ | Ursprung - Origine | | | Einheit - Unité | | 1000 \$ | Ursprung - Origine | | | Einheit - Unité | | 1000 \$ |
| 861 APP SCIENTIF ET D OPTIQUE FEINMECH U OPT ERZEUGNISSE | | | | | | 895 ARTICLES DE BUREAU BUEROBEDARF | | | | | | | | | | | |
| M O N D E | | | T | 31 | 126 | M O N D E | | | T | 167 | 61 | | | | | | |
| FRANCE | | | | 27 | 108 | FRANCE | | | | 166 | 61 | | | | | | |
| PAYS BAS | | | | | 1 | | | | | | | | | | | | |
| ALLEMAGNE RF | | | | 1 | 4 | | | | | | | | | | | | |
| ROYAUME UNI | | | | | 2 | | | | | | | | | | | | |
| SUISSE | | | | | 4 | | | | | | | | | | | | |
| AUTRICHE | | | | | 1 | | | | | | | | | | | | |
| ETATS UNIS | | | | 2 | 3 | 897 BIJOUTERIE JOAILLERIE ORFEVRE SCHMUCK GOLD UND SILBERWAREN | | | | | | | | | | | |
| JAPON | | | | 1 | 4 | M O N D E | | | T | 62 | 25 | | | | | | |
| | | | | | | FRANCE | | | | 1 | 8 | | | | | | |
| | | | | | | GHANA | | | | 60 | 17 | | | | | | |
| 862 FOURNITURES PHOTOCINEMA PHOTOCHEMISCHE ERZEUGNISSE | | | | | | 899 ARTICLES MANUFACTURES NDA BEARBEITETE WAREN A N C | | | | | | | | | | | |
| M O N D E | | | T | 7 | 23 | M O N D E | | | T | 200 | 251 | | | | | | |
| FRANCE | | | | 6 | 23 | FRANCE | | | | 46 | 48 | | | | | | |
| | | | | | | ALLEMAGNE RF | | | | | 1 | | | | | | |
| | | | | | | ROYAUME UNI | | | | 2 | 2 | | | | | | |
| | | | | | | MAROC | | | | 4 | 2 | | | | | | |
| | | | | | | SENEGAL | | | | 78 | 118 | | | | | | |
| | | | | | | GHANA | | | | 69 | 80 | | | | | | |
| 864 HORLOGERIE UHREN | | | | | | 951 ARMURERIE MUNITIONS DE GUERRE KRIEGSWAFFEN UND MUNITION | | | | | | | | | | | |
| M O N D E | | | T | 2 | 10 | M O N D E | | | T | 2 | 10 | | | | | | |
| FRANCE | | | | 1 | 3 | FRANCE | | | | 2 | 10 | | | | | | |
| ALLEMAGNE RF | | | | 1 | 2 | | | | | | | | | | | | |
| SUISSE | | | | | 2 | | | | | | | | | | | | |
| GHANA | | | | 1 | 2 | | | | | | | | | | | | |
| 891 INSTR MUSIQUE PHONOS DISQUES MUSIKINSTR PLATTENSP SCHALLPL | | | | | | | | | | | | | | | | | |
| M O N D E | | | T | 13 | 37 | | | | | | | | | | | | |
| FRANCE | | | | 9 | 22 | | | | | | | | | | | | |
| PAYS BAS | | | | | 1 | | | | | | | | | | | | |
| ALLEMAGNE RF | | | | 2 | 8 | | | | | | | | | | | | |
| ROYAUME UNI | | | | | 1 | | | | | | | | | | | | |
| SUISSE | | | | | 1 | | | | | | | | | | | | |
| GHANA | | | | 1 | 1 | | | | | | | | | | | | |
| ETATS UNIS | | | | 1 | 2 | | | | | | | | | | | | |
| 892 OUVRAGES IMPRIMES DRUCKEREIERZEUGNISSE | | | | | | | | | | | | | | | | | |
| M O N D E | | | T | 69 | 171 | | | | | | | | | | | | |
| FRANCE | | | | 64 | 158 | | | | | | | | | | | | |
| MAROC | | | | 1 | 1 | | | | | | | | | | | | |
| COTE IVOIRE | | | | 2 | 7 | | | | | | | | | | | | |
| ETATS UNIS | | | | 2 | 5 | | | | | | | | | | | | |
| 893 ARTICLES EN MATIERES PLASTIC KUNSTSTOFFWAREN | | | | | | | | | | | | | | | | | |
| M O N D E | | | T | 102 | 115 | | | | | | | | | | | | |
| FRANCE | | | | 21 | 39 | | | | | | | | | | | | |
| ROYAUME UNI | | | | 3 | 11 | | | | | | | | | | | | |
| GHANA | | | | 75 | 60 | | | | | | | | | | | | |
| ETATS UNIS | | | | 2 | 5 | | | | | | | | | | | | |
| 894 VOIT ENFANTS ART SPORT JOUETS KINDERWAGEN SPORTART SPIELZG | | | | | | | | | | | | | | | | | |
| M O N D E | | | T | 23 | 120 | | | | | | | | | | | | |
| FRANCE | | | | 15 | 110 | | | | | | | | | | | | |
| ROYAUME UNI | | | | 1 | 2 | | | | | | | | | | | | |
| GHANA | | | | 6 | 7 | | | | | | | | | | | | |
| ETATS UNIS | | | | 1 | 1 | | | | | | | | | | | | |

Werte: 1000 \$ — Mengen: Tonnen falls nicht anders vermerkt (Abkürzungen siehe Anhang)
Y: siehe im Anhang Anmerkungen zu den Waren

Valeurs: 1000 \$ — Quantités: Tonnes sauf indication contraire (Voir abréviations en Annexe)
Y: voir notes par produits en Annexe

Tab. 2

import 1961

| WAREN - PRODUIT | MENGE QUANTITÉ | WERTE VALEUR | WAREN - PRODUIT | MENGE QUANTITÉ | WERTE VALEUR | WAREN - PRODUIT | MENGE QUANTITÉ | WERTE VALEUR |
|---------------------------------|-------------------|-----------------|--------------------------------|-------------------|-----------------|--------------------------------|-------------------|-----------------|
| ↳ Ursprung - Origine | ↳ Einheit - Unité | ↳ 1000 \$ | ↳ Ursprung - Origine | ↳ Einheit - Unité | ↳ 1000 \$ | ↳ Ursprung - Origine | ↳ Einheit - Unité | ↳ 1000 \$ |
| PORTUGAL | | 43 | FRANCE | 57 | 106 | 571 | | |
| ESPAGNE | | 116 | PAYS BAS | 5 | 9 | EXPLOSIFS | | |
| GIBRALTAR MALTE | | 9 | ALLEMAGNE RF | 8 | 14 | SPRENGSTOFFE | | |
| YUGOSLAVIE | | 45 | ITALIE | 2 | 4 | M O N D E T | 714 | 823 |
| ZONE MARK EST | | 3 | | | | FRANCE | 696 | 805 |
| POLOGNE | | 26 | | | | BELGIQUE LUXBG | | 1 |
| TCHÉCOSLOVAQUIE | | 79 | | | | ITALIE | | 1 |
| HONGRIE | | 10 | 532 | | | ROYAUME UNI | | 2 |
| MAROC | | 837 | EXTRAITS COLORANTS | | | ISLANDE | | 1 |
| ..ALGERIE | | 428 | FARB U GERBSTOFFAUSZÜHE USW | | | FINLANDE | | 1 |
| TUNISIE | | 1 | M O N D E T | 1 | 3 | MAROC | 1.7 | 13 |
| GUINEE PORTUG | | 15 | FRANCE | 1 | 2 | | | |
| GUINEE REP | | 14 | | | | 581 | | |
| LIBERIA | | 5 | | | | MATIERES PLASTIQUES RESIN ART | | |
| GHANA | | 139 | | | | KUNSTSTOFFE KUNSTHARZE USW | | |
| ..TOGO REP | | 2 | | | | M O N D E T | 531 | 436 |
| NIGERIA | | 4 | 533 | | | FRANCE | 378 | 359 |
| ..CAMEROUN | | 35 | PIGMENTS PEINTURES VERNIS | | | ALLEMAGNE RF | 19 | 22 |
| ..GABON | | 55 | PIGMENTE FARBEN LACKE USW | | | ITALIE | 125 | 46 |
| ..CONGO BRAZZA | | 5 | M O N D E T | 1803 | 1067 | ROYAUME UNI | 2 | 1 |
| ..MALGACHE REP | | 12 | FRANCE | 1583 | 866 | SUEDE | 4 | 5 |
| ETATS UNIS | | 265 | BELGIQUE LUXBG | 1 | 2 | JAPON | 3 | 2 |
| CANADA | | 1 | PAYS BAS | 16 | 7 | | | |
| ..ANTILLES FR | | 8 | ALLEMAGNE RF | 103 | 104 | 599 | | |
| VENEZUELA | | 1 | ROYAUME UNI | 11 | 15 | PRODUITS CHIMIQUES NDA | | |
| BRESIL | | 13 | GIBRALTAR MALTE | | 1 | CHEMISCHE ERZEUGNISSE A N G | | |
| LIBAN | | 5 | MAROC | 37 | 18 | M O N D E T | 2720 | 1202 |
| ISRAEL | | 12 | ..ALGERIE | 50 | 53 | FRANCE | 2036 | 962 |
| PAKISTAN | | 271 | | | | BELGIQUE LUXBG | 8 | 4 |
| UNION INDIENNE | | 557 | 541 | | | PAYS BAS | 149 | 147 |
| UNION BIRMANE | | 5 | PRODUITS MEDICIN ET PHARMACEUT | | | ALLEMAGNE RF | 43 | 30 |
| CHINE CONTINENT | | 28 | MEDIZIN U PHARM ERZEUGNISSE | | | ROYAUME UNI | 8 | 3 |
| JAPON | | 115 | M O N D E T | 800 | 2162 | SUEDE | 7 | 1 |
| HONG KONG | | 1350 | FRANCE | 795 | 2134 | DANEMARK | 1 | 1 |
| CAMBODGE | | 2 | ALLEMAGNE RF | 2 | 2 | MAROC | 12 | 4 |
| VIETNAM SUD | | 3 | MAROC | 4 | 18 | ..ALGERIE | 452 | 48 |
| SINGAPOUR | | 3 | GUINEE REP | | 9 | GHANA | 1 | 1 |
| | | | | | | | | |
| 512 | | | 551 | | | 611 | | |
| PRODUITS CHIMIQUES ORGANIQUES | | | HUILES ESSENTIELLES PROD AROMA | | | CUIRS | | |
| ORGANISCHE CHEM ERZEUGNISSE | | | AETHERISCHE OELE U RIECHSTOFFE | | | LEDER | | |
| M O N D E T | 319 | 171 | M O N D E T | 110 | 216 | M O N D E T | 4 | 12 |
| FRANCE | 243 | 146 | FRANCE | 109 | 213 | FRANCE | 3 | 10 |
| BELGIQUE LUXBG | 36 | 13 | ROYAUME UNI | | 2 | ROYAUME UNI | 1 | 1 |
| PAYS BAS | 7 | 1 | ..ALGERIE | | 2 | GHANA | | |
| ALLEMAGNE RF | 29 | 9 | | | | | | |
| MAROC | 3 | 1 | | | | 612 | | |
| ETATS UNIS | 1 | 1 | | | | ARTICLES MANUFACT EN CUIR NDA | | |
| | | | | | | WAREN A LEGER KUNSTLEDER A N G | | |
| 513 | | | 553 | | | M O N D E T | 33 | 61 |
| ELEMENTS CHIMIQUES INORGANI | | | PARFUMERIE ET PROD DE BEAUTE. | | | FRANCE | 30 | 57 |
| ANORGANISCHE CHEM GRUNDSTOFFE | | | RIECH UND SCHOENHEITSMITTEL | | | BELGIQUE LUXBG | | 1 |
| M O N D E T | 1823 | 237 | M O N D E T | 896 | 1017 | ISLANDE | | 1 |
| FRANCE | 1563 | 188 | FRANCE | 549 | 729 | MAROC | 1 | 1 |
| BELGIQUE LUXBG | 10 | 1 | ALLEMAGNE RF | 15 | 23 | | | |
| PAYS BAS | 27 | 5 | ITALIE | 28 | 26 | | | |
| ALLEMAGNE RF | 103 | 23 | ROYAUME UNI | 229 | 140 | | | |
| ITALIE | 76 | 9 | MAROC | 2 | 2 | | | |
| ESPAGNE | 15 | 2 | ..ALGERIE | 52 | 89 | | | |
| MAROC | 12 | 3 | GHANA | 4 | 2 | | | |
| ..ALGERIE | 16 | 6 | HONG KONG | 19 | 6 | | | |
| | | | | | | | | |
| 514 | | | 554 | | | 621 | | |
| AUTRES PROD CHIM INORGANIQUE | | | SAVONS PRODUITS D ENTRETIEN | | | DEMI PRODUITS EN CAOUTCHOUC | | |
| AND ANORGAN CHEM ERZEUGNISSE | | | SEIFEN PUTZ UND WASCHMITTEL | | | HALBERZEUGNISSE AUS KAUTSCHUK | | |
| M O N D E T | 2370 | 339 | M O N D E T | 2078 | 864 | M O N D E T | 183 | 230 |
| FRANCE | 2241 | 329 | FRANCE | 2020 | 821 | FRANCE | 131 | 182 |
| BELGIQUE LUXBG | 20 | 1 | PAYS BAS | 3 | 3 | BELGIQUE LUXBG | 1 | 1 |
| ALLEMAGNE RF | 106 | 8 | ROYAUME UNI | 32 | 25 | PAYS BAS | 2 | 7 |
| NIGERIA | 3 | 1 | MAROC | 4 | 3 | ALLEMAGNE RF | 6 | 12 |
| | | | ..ALGERIE | 16 | 12 | ITALIE | 6 | 7 |
| | | | GHANA | 1 | 1 | ROYAUME UNI | 20 | 7 |
| | | | ETATS UNIS | 1 | 1 | MAROC | 2 | 3 |
| | | | | | | ..ALGERIE | 3 | 2 |
| | | | | | | GHANA | 1.1 | 6 |
| | | | | | | ..CAMEROUN | | 1 |
| | | | | | | ETATS UNIS | 1 | 3 |
| 521 | | | 561 | | | 629 | | |
| GOUDRONS, MINER DERIV CHIM BRUT | | | ENGRAIS MANUFACTURES | | | ART MANUFACT EN CAOUTCHOUC NDA | | |
| TEER UND TEERERZEUGNISSE | | | CHEMISCHE DUENGEMITTEL | | | BEARB WAREN A KAUTSCHUK A N G | | |
| M O N D E T | 81 | 11 | M O N D E T | 16812 | 1181 | M O N D E T | 2539 | 3320 |
| FRANCE | 68 | 9 | FRANCE | 14702 | 1075 | FRANCE | 2325 | 3047 |
| BELGIQUE LUXBG | 4 | 1 | BELGIQUE LUXBG | 1392 | 69 | BELGIQUE LUXBG | 20 | 27 |
| ETATS UNIS | 7 | 1 | PAYS BAS | 396 | 19 | PAYS BAS | 40 | 51 |
| | | | ALLEMAGNE RF | 189 | 9 | ALLEMAGNE RF | 48 | 58 |
| | | | ITALIE | 134 | 9 | | | |
| 531 | | | | | | | | |
| COLOR DU GOUDR INDIGO NAT ETC | | | | | | | | |
| SYNT ORG FARBST NAT INDIGO USW | | | | | | | | |
| M O N D E T | 72 | 134 | | | | | | |

Werte: 1000 \$ — Mengen: Tonnen falls nicht anders vermerkt (Abkürzungen siehe Anhang)
Y: siehe im Anhang Anmerkungen zu den Waren

Valeurs: 1000 \$ — Quantités: Tonnes sauf indication contraire (Voir abréviations en Annexe)
Y: voir notes par produits en Annexe

Tab. 2

import 1961

Elfenbeinküste

Côte d'Ivoire

| WAREN - PRODUIT | | | MENZE | | | WERTE | | | WAREN - PRODUIT | | | MENZE | | | WERTE | | | WAREN - PRODUIT | | | MENZE | | | WERTE | | |
|-----------------------------|--|--|-----------------------------|--|--|---------|--|--|--------------------------------|--|--|-----------------|--|--|---------|--|--|-------------------------------|--|--|-----------------|--|--|---------|--|--|
| Ursprung - Origine | | | Einheit - Unité | | | 1000 \$ | | | Ursprung - Origine | | | Einheit - Unité | | | 1000 \$ | | | Ursprung - Origine | | | Einheit - Unité | | | 1000 \$ | | |
| 697 | | | ARTICLES METAL USAGE DOMEST | | | | | | SUISSE | | | 1 | | | 5 | | | PAYS BAS | | | 94 | | | 178 | | |
| METALLWAREN VORK F HAUSGEBR | | | | | | | | | ..ALGERIE | | | 1 | | | 11 | | | ALLEMAGNE RF | | | 99 | | | 339 | | |
| M O N D E T | | | 4777 | | | 2485 | | | GHANA | | | 3 | | | 3 | | | ITALIE | | | 60 | | | 110 | | |
| FRANCE | | | 2261 | | | 1313 | | | +CONGO BRAZZA | | | 1 | | | 2 | | | ROYAUME UNI | | | 271 | | | 356 | | |
| BELGIQUE LUXBG | | | 91 | | | 33 | | | ETATS UNIS | | | 69 | | | 293 | | | ISLANDE | | | 1 | | | 1 | | |
| PAYS BAS | | | 2 | | | 3 | | | CANADA | | | 1 | | | 1 | | | SUEDE | | | 24 | | | 40 | | |
| ALLEMAGNE RF | | | 278 | | | 202 | | | 712 | | | | | | | | | DANEMARK | | | 1 | | | 3 | | |
| ITALIE | | | 32 | | | 38 | | | TRACTEURS MACH ET APPAR AGRICO | | | | | | | | | SUISSE | | | 14 | | | 55 | | |
| ROYAUME UNI | | | 76 | | | 39 | | | SCHLEPPER MASCHIN APP F LANDW | | | | | | | | | AUTRICHE | | | 1 | | | 1 | | |
| SUEDE | | | 2 | | | 5 | | | M O N D E T | | | 285 | | | 365 | | | ESPAGNE | | | 1 | | | 2 | | |
| DANEMARK | | | | | | 1 | | | FRANCE | | | 230 | | | 266 | | | MAROC | | | 2 | | | 6 | | |
| YUGOSLAVIE | | | 56 | | | 44 | | | ALLEMAGNE RF | | | 38 | | | 73 | | | ..ALGERIE | | | 36 | | | 35 | | |
| POLOGNE | | | 26 | | | 17 | | | ROYAUME UNI | | | 10 | | | 14 | | | GUINEE REP | | | 1 | | | 1 | | |
| TCHECOSLOVAQUIE | | | 42 | | | 39 | | | ETATS UNIS | | | 7 | | | 11 | | | GHANA | | | 4 | | | 16 | | |
| HONGRIE | | | 1 | | | 1 | | | 714 | | | | | | | | | ..CAMEROUN | | | 9 | | | 2 | | |
| MAROC | | | 113 | | | 89 | | | MACHINES DE BUREAU | | | | | | | | | ..GABON | | | 1 | | | 1 | | |
| ..ALGERIE | | | | | | 1 | | | BUEROMASCHINEN | | | | | | | | | ETATS UNIS | | | 476 | | | 1310 | | |
| GHANA | | | 6 | | | 5 | | | M O N D E T | | | 61 | | | 558 | | | ISRAEL | | | 4 | | | 10 | | |
| ..CAMEROUN | | | 16 | | | 24 | | | FRANCE | | | 31 | | | 282 | | | JAPON | | | 1 | | | 7 | | |
| ETATS UNIS | | | 1 | | | 2 | | | PAYS BAS | | | 2 | | | 18 | | | PROVISIONS BORD | | | 2 | | | 4 | | |
| ISRAEL | | | 2 | | | 4 | | | ALLEMAGNE RF | | | 10 | | | 83 | | | | | | | | | | | |
| HONG KONG | | | 1771 | | | 625 | | | ITALIE | | | 6 | | | 69 | | | M O N D E T | | | 511 | | | 1306 | | |
| | | | | | | | | | ROYAUME UNI | | | 3 | | | 23 | | | FRANCE | | | 476 | | | 1207 | | |
| | | | | | | | | | SUEDE | | | 3 | | | 37 | | | BELGIQUE LUXBG | | | 4 | | | 3 | | |
| | | | | | | | | | DANEMARK | | | 1 | | | 4 | | | PAYS BAS | | | 1 | | | 1 | | |
| | | | | | | | | | SUISSE | | | 3 | | | 23 | | | ALLEMAGNE RF | | | 18 | | | 45 | | |
| | | | | | | | | | ETATS UNIS | | | 1 | | | 19 | | | ROYAUME UNI | | | 2 | | | 5 | | |
| | | | | | | | | | 715 | | | | | | | | | SUISSE | | | 3 | | | 3 | | |
| | | | | | | | | | MACH POUR TRAVAIL DES METAUX | | | | | | | | | ..ALGERIE | | | 4 | | | 2 | | |
| | | | | | | | | | METALLBEARBEITUNGSMASCHINEN | | | | | | | | | ..CAMEROUN | | | 1 | | | 1 | | |
| | | | | | | | | | M O N D E T | | | 103 | | | 239 | | | ETATS UNIS | | | 6 | | | 39 | | |
| | | | | | | | | | FRANCE | | | 98 | | | 223 | | | | | | | | | | | |
| | | | | | | | | | BELGIQUE LUXBG | | | 1 | | | 1 | | | 723 | | | | | | | | |
| | | | | | | | | | ALLEMAGNE RF | | | 1 | | | 3 | | | FILS CABLES ISOLAT ETC P ELEC | | | | | | | | |
| | | | | | | | | | SUEDE | | | 1 | | | 1 | | | DRAEHTE KABEL ISOLATOREN F EL | | | | | | | | |
| | | | | | | | | | SUISSE | | | 1 | | | 1 | | | M O N D E T | | | 789 | | | 643 | | |
| | | | | | | | | | ETATS UNIS | | | 2 | | | 9 | | | FRANCE | | | 634 | | | 518 | | |
| | | | | | | | | | 717 | | | | | | | | | MAROC | | | 19 | | | 12 | | |
| | | | | | | | | | MACH PR TEXT CUIR MAC A COUDRE | | | | | | | | | ..ALGERIE | | | 123 | | | 94 | | |
| | | | | | | | | | MASCH F TEXTIL LEDER NAEHMASCH | | | | | | | | | ETATS UNIS | | | 13 | | | 19 | | |
| | | | | | | | | | M O N D E T | | | 200 | | | 392 | | | 724 | | | | | | | | |
| | | | | | | | | | FRANCE | | | 61 | | | 132 | | | APPAR POUR TELECOMMUNICATIONS | | | | | | | | |
| | | | | | | | | | BELGIQUE LUXBG | | | 29 | | | 8 | | | APP F TELEGR TELEPHON FERNSEH | | | | | | | | |
| | | | | | | | | | PAYS BAS | | | 1 | | | 1 | | | M O N D E T | | | 188 | | | 1486 | | |
| | | | | | | | | | ALLEMAGNE RF | | | 25 | | | 46 | | | FRANCE | | | 102 | | | 887 | | |
| | | | | | | | | | ITALIE | | | 6 | | | 19 | | | BELGIQUE LUXBG | | | 1 | | | 1 | | |
| | | | | | | | | | ROYAUME UNI | | | 38 | | | 87 | | | PAYS BAS | | | 13 | | | 98 | | |
| | | | | | | | | | ISLANDE | | | 1 | | | 1 | | | ALLEMAGNE RF | | | 61 | | | 386 | | |
| | | | | | | | | | SUISSE | | | 13 | | | 59 | | | ITALIE | | | 2 | | | 2 | | |
| | | | | | | | | | ESPAGNE | | | 6 | | | 10 | | | ROYAUME UNI | | | 3 | | | 25 | | |
| | | | | | | | | | ETATS UNIS | | | 1 | | | 12 | | | NORVEGE | | | 1 | | | 7 | | |
| | | | | | | | | | JAPON | | | 20 | | | 17 | | | SUEDE | | | 2 | | | 2 | | |
| | | | | | | | | | 718 | | | | | | | | | PORTUGAL | | | 5 | | | 5 | | |
| | | | | | | | | | MACH PR AUT INDUS SPECIALISEES | | | | | | | | | ESPAGNE | | | 1 | | | 1 | | |
| | | | | | | | | | MASCH F BESOND GEN INDUSTRIEN | | | | | | | | | ..ALGERIE | | | 4 | | | 48 | | |
| | | | | | | | | | M O N D E T | | | 1695 | | | 2024 | | | LIBERIA | | | 3 | | | 3 | | |
| | | | | | | | | | FRANCE | | | 797 | | | 1094 | | | GHANA | | | 1 | | | 1 | | |
| | | | | | | | | | BELGIQUE LUXBG | | | 2 | | | 3 | | | ETATS UNIS | | | 3 | | | 3 | | |
| | | | | | | | | | PAYS BAS | | | 12 | | | 18 | | | ISRAEL | | | 1 | | | 1 | | |
| | | | | | | | | | ALLEMAGNE RF | | | 34 | | | 60 | | | JAPON | | | 36 | | | 36 | | |
| | | | | | | | | | ITALIE | | | 193 | | | 259 | | | HONG KONG | | | 19 | | | 19 | | |
| | | | | | | | | | ROYAUME UNI | | | 52 | | | 56 | | | PROVISIONS BORD | | | 4 | | | 4 | | |
| | | | | | | | | | SUEDE | | | 10 | | | 15 | | | | | | | | | | | |
| | | | | | | | | | DANEMARK | | | 9 | | | 10 | | | | | | | | | | | |
| | | | | | | | | | ..ALGERIE | | | 110 | | | 34 | | | | | | | | | | | |
| | | | | | | | | | ..CAMEROUN | | | 1 | | | 473 | | | | | | | | | | | |
| | | | | | | | | | ETATS UNIS | | | 473 | | | 473 | | | | | | | | | | | |
| | | | | | | | | | 719 | | | | | | | | | | | | | | | | | |
| | | | | | | | | | MACHINES ET APPAREILS NOA | | | | | | | | | | | | | | | | | |
| | | | | | | | | | MASCHINEN UND APPARATE ANG | | | | | | | | | | | | | | | | | |
| | | | | | | | | | M O N D E T | | | 3029 | | | 6685 | | | | | | | | | | | |
| | | | | | | | | | FRANCE | | | 1865 | | | 4105 | | | | | | | | | | | |
| | | | | | | | | | BELGIQUE LUXBG | | | 66 | | | 102 | | | | | | | | | | | |
| | | | | | | | | | 725 | | | | | | | | | | | | | | | | | |
| | | | | | | | | | APPAREILS ELECTRODOMESTIQUES | | | | | | | | | | | | | | | | | |
| | | | | | | | | | ELEKTRISCHE HAUSHALTSGERAETE | | | | | | | | | | | | | | | | | |
| | | | | | | | | | M O N D E T | | | 88 | | | 191 | | | | | | | | | | | |
| | | | | | | | | | FRANCE | | | 67 | | | 135 | | | | | | | | | | | |
| | | | | | | | | | BELGIQUE LUXBG | | | 1 | | | 1 | | | | | | | | | | | |
| | | | | | | | | | PAYS BAS | | | 10 | | | 33 | | | | | | | | | | | |
| | | | | | | | | | ALLEMAGNE RF | | | 3 | | | 5 | | | | | | | | | | | |
| | | | | | | | | | ITALIE | | | 4 | | | 5 | | | | | | | | | | | |
| | | | | | | | | | ROYAUME UNI | | | 1 | | | 3 | | | | | | | | | | | |
| | | | | | | | | | ETATS UNIS | | | 3 | | | 9 | | | | | | | | | | | |
| | | | | | | | | | 726 | | | | | | | | | | | | | | | | | |
| | | | | | | | | | APP ELEC MEDICALE ET RADIOLOG | | | | | | | | | | | | | | | | | |
| | | | | | | | | | APP F ELEKTROMEDIZIN BESTRAHL | | | | | | | | | | | | | | | | | |
| | | | | | | | | | M O N D E T | | | 88 | | | 191 | | | | | | | | | | | |
| | | | | | | | | | FRANCE | | | 67 | | | 135 | | | | | | | | | | | |
| | | | | | | | | | BELGIQUE LUXBG | | | 1 | | | 1 | | | | | | | | | | | |
| | | | | | | | | | PAYS BAS | | | 10 | | | 33 | | | | | | | | | | | |
| | | | | | | | | | ALLEMAGNE RF | | | 3 | | | 5 | | | | | | | | | | | |
| | | | | | | | | | ITALIE | | | 4 | | | 5 | | | | | | | | | | | |
| | | | | | | | | | ROYAUME UNI | | | 1 | | | 3 | | | | | | | | | | | |
| | | | | | | | | | ETATS UNIS | | | 3 | | | 9 | | | | | | | | | | | |
| | | | | | | | | | 727 | | | | | | | | | | | | | | | | | |
| | | | | | | | | | APP ELEC MEDICALE ET RADIOLOG | | | | | | | | | | | | | | | | | |
| | | | | | | | | | APP F ELEKTROMEDIZIN BESTRAHL | | | | | | | | | | | | | | | | | |
| | | | | | | | | | M O N D E T | | | 88 | | | 191 | | | | | | | | | | | |
| | | | | | | | | | FRANCE | | | 67 | | | 135 | | | | | | | | | | | |
| | | | | | | | | | BELGIQUE LUXBG | | | 1 | | | 1 | | | | | | | | | | | |
| | | | | | | | | | PAYS BAS | | | 10 | | | 33 | | | | | | | | | | | |
| | | | | | | | | | ALLEMAGNE RF | | | 3 | | | 5 | | | | | | | | | | | |
| | | | | | | | | | ITALIE | | | 4 | | | 5 | | | | | | | | | | | |
| | | | | | | | | | ROYAUME UNI | | | 1 | | | 3 | | | | | | | | | | | |
| | | | | | | | | | ETATS UNIS | | | 3 | | | 9 | | | | | | | | | | | |

Werte: 1000 \$ — Mengen: Tonnen falls nicht anders vermerkt (Abkürzungen siehe Anhang)
Y: siehe im Anhang Anmerkungen zu den Waren

Valeurs: 1000 \$ — Quantités: Tonnes sauf indication contraire (Voir abréviations en Annexe)
Y: voir notes par produits en Annexe

Tab. 2

import 1961

| WAREN - PRODUIT | | | MENZE | | | WERTE | | | WAREN - PRODUIT | | | MENZE | | | WERTE | | | WAREN - PRODUIT | | | MENZE | | | WERTE | | | | | | | | | | | |
|--|--|--|-----------------|--|--|---------|--|--|---|--|--|-----------------|--|--|---------|--|--|--|--|--|-----------------|--|--|---------|--|--|----|--|--|--|--|--|--|--|--|
| Ursprung - Origine | | | Einheit - Unité | | | 1000 \$ | | | Ursprung - Origine | | | Einheit - Unité | | | 1000 \$ | | | Ursprung - Origine | | | Einheit - Unité | | | 1000 \$ | | | | | | | | | | | |
| 729 MACH ET APP ELECTRIQUES N D A ELEKTR MASCHINEN U APP A N G | | | | | | | | | 812 APP SANIT HYG CHAUFF ECLAIRAGE SANITAER U HYG ARTKL HEIZK USW | | | | | | | | | 861 APP SCIENTIF ET D OPTIQUE FEINMECH U OPT ERZEUGNISSE | | | | | | | | | | | | | | | | | |
| M O N D E T | | | 2025 | | | 2509 | | | M O N D E T | | | 778 | | | 963 | | | M O N D E T | | | 87 | | | 657 | | | | | | | | | | | |
| FRANCE | | | 1806 | | | 2233 | | | FRANCE | | | 469 | | | 618 | | | FRANCE | | | 76 | | | 514 | | | | | | | | | | | |
| BELGIQUE LUXBG | | | 1 | | | 1 | | | BELGIQUE LUXBG | | | 1 | | | 1 | | | ALLEMAGNE RF | | | 3 | | | 62 | | | | | | | | | | | |
| PAYS BAS | | | 1 | | | 6 | | | ALLEMAGNE RF | | | 153 | | | 208 | | | ITALIE | | | 2 | | | 11 | | | | | | | | | | | |
| ALLEMAGNE RF | | | 47 | | | 67 | | | ITALIE | | | 3 | | | 3 | | | ROYAUME UNI | | | . | | | 3 | | | | | | | | | | | |
| ROYAUME UNI | | | 91 | | | 71 | | | ROYAUME UNI | | | 13 | | | 20 | | | SUEDE | | | . | | | 1 | | | | | | | | | | | |
| SUEDE | | | 4 | | | 2 | | | AUTRICHE | | | 89 | | | 42 | | | SUISSE | | | . | | | 2 | | | 43 | | | | | | | | |
| DANEMARK | | | 46 | | | 34 | | | ZONE MARK EST | | | 2 | | | 3 | | | AUTRICHE | | | . | | | 1 | | | 2 | | | | | | | | |
| SUISSE | | | . | | | 3 | | | TCHECOSLOVAQUIE | | | 6 | | | 3 | | | MAROC | | | . | | | 1 | | | 2 | | | | | | | | |
| MAROC | | | 2 | | | 2 | | | GHANA | | | 1 | | | 2 | | | ETATS UNIS | | | . | | | 1 | | | 5 | | | | | | | | |
| GHANA | | | 6 | | | 4 | | | HONG KONG | | | 40 | | | 63 | | | JAPON | | | . | | | 1 | | | 13 | | | | | | | | |
| ETATS UNIS | | | 17 | | | 66 | | | | | | | | | | | | | | | | | | | | | | | | | | | | | |
| HONG KONG | | | 5 | | | 18 | | | | | | | | | | | | | | | | | | | | | | | | | | | | | |
| 731 VEHICULES POUR VOIES FERREES SCHIENENFAHRZEUGE | | | | | | | | | 821 MEUBLES MOEBEL | | | | | | | | | 862 FOURNITURES PHOTOCINEMA PHOTOCHIMISCHES ERZEUGNISSE | | | | | | | | | | | | | | | | | |
| M O N D E T | | | 1201 | | | 640 | | | M O N D E T | | | 1588 | | | 1975 | | | M O N D E T | | | 68 | | | 225 | | | | | | | | | | | |
| FRANCE | | | 1200 | | | 639 | | | FRANCE | | | 1338 | | | 1806 | | | FRANCE | | | 66 | | | 216 | | | | | | | | | | | |
| SUISSE | | | . | | | 1 | | | PAYS BAS | | | 7 | | | 21 | | | ALLEMAGNE RF | | | 2 | | | 8 | | | | | | | | | | | |
| | | | | | | | | | ALLEMAGNE RF | | | 2 | | | 3 | | | DANEMARK | | | . | | | 1 | | | | | | | | | | | |
| | | | | | | | | | ITALIE | | | 1 | | | 2 | | | | | | | | | | | | | | | | | | | | |
| | | | | | | | | | ROYAUME UNI | | | 117 | | | 40 | | | | | | | | | | | | | | | | | | | | |
| | | | | | | | | | SUEDE | | | 1 | | | 2 | | | | | | | | | | | | | | | | | | | | |
| | | | | | | | | | DANEMARK | | | . | | | 1 | | | | | | | | | | | | | | | | | | | | |
| | | | | | | | | | ESPAGNE | | | 1 | | | 1 | | | | | | | | | | | | | | | | | | | | |
| | | | | | | | | | POLOGNE | | | 9 | | | 6 | | | | | | | | | | | | | | | | | | | | |
| | | | | | | | | | TCHECOSLOVAQUIE | | | 5 | | | 3 | | | | | | | | | | | | | | | | | | | | |
| | | | | | | | | | MAROC | | | 96 | | | 77 | | | | | | | | | | | | | | | | | | | | |
| | | | | | | | | | ETATS UNIS | | | 3 | | | 5 | | | | | | | | | | | | | | | | | | | | |
| | | | | | | | | | HONG KONG | | | 4 | | | 4 | | | | | | | | | | | | | | | | | | | | |
| | | | | | | | | | SINGAPOUR | | | 3 | | | 3 | | | | | | | | | | | | | | | | | | | | |
| 732 VEHICULES AUTOMOBILES ROUTIERS KRAFTFAHRZEUGE | | | | | | | | | 831 ARTI VOYAGE SACS A MAIN ET SIM REISEARTIKEL TAESCHNERW U DGL | | | | | | | | | 864 HORLOGERIE UHREN | | | | | | | | | | | | | | | | | |
| M O N D E T | | | 18619 | | | 21602 | | | M O N D E T | | | 259 | | | 432 | | | M O N D E T | | | 10 | | | 131 | | | | | | | | | | | |
| FRANCE | | | 14949 | | | 15679 | | | FRANCE | | | 228 | | | 392 | | | FRANCE | | | 8 | | | 93 | | | | | | | | | | | |
| BELGIQUE LUXBG | | | 26 | | | 50 | | | PAYS BAS | | | 3 | | | 5 | | | ALLEMAGNE RF | | | 2 | | | 10 | | | | | | | | | | | |
| PAYS BAS | | | 29 | | | 56 | | | ALLEMAGNE RF | | | 4 | | | 12 | | | ITALIE | | | . | | | 2 | | | | | | | | | | | |
| ALLEMAGNE RF | | | 1375 | | | 2246 | | | ITALIE | | | 3 | | | 3 | | | SUISSE | | | . | | | 25 | | | | | | | | | | | |
| ITALIE | | | 184 | | | 253 | | | TCHECOSLOVAQUIE | | | 13 | | | 8 | | | | | | | | | | | | | | | | | | | | |
| ROYAUME UNI | | | 206 | | | 314 | | | JAPON | | | 6 | | | 9 | | | | | | | | | | | | | | | | | | | | |
| SUEDE | | | 1 | | | 1 | | | HONG KONG | | | 1 | | | 3 | | | | | | | | | | | | | | | | | | | | |
| MAROC | | | . | | | 1 | | | | | | | | | | | | | | | | | | | | | | | | | | | | | |
| ALGERIE | | | 306 | | | 436 | | | | | | | | | | | | | | | | | | | | | | | | | | | | | |
| GUINEE REP | | | 3 | | | 2 | | | | | | | | | | | | | | | | | | | | | | | | | | | | | |
| GHANA | | | 68 | | | 6 | | | | | | | | | | | | | | | | | | | | | | | | | | | | | |
| CAMEROUN | | | 10 | | | 7 | | | | | | | | | | | | | | | | | | | | | | | | | | | | | |
| ETATS UNIS | | | 1459 | | | 2545 | | | | | | | | | | | | | | | | | | | | | | | | | | | | | |
| CANADA | | | 2 | | | 4 | | | | | | | | | | | | | | | | | | | | | | | | | | | | | |
| HONG KONG | | | 1 | | | 1 | | | | | | | | | | | | | | | | | | | | | | | | | | | | | |
| 733 VEHIC ROUT AUT QUE AUTOMOBILES STRASSENFAHRZEUGE O KRAFTANTR | | | | | | | | | 841 VETEMENTS BEKLEIDUNG | | | | | | | | | 891 INSTR MUSIQUE PHONOS DISQUES MUSIKINSTR PLATTENSP SCHALLPL | | | | | | | | | | | | | | | | | |
| M O N D E T | | | 1843 | | | 2195 | | | M O N D E T | | | 627 | | | 3302 | | | M O N D E T | | | 71 | | | 417 | | | | | | | | | | | |
| FRANCE | | | 1490 | | | 1836 | | | FRANCE | | | 449 | | | 2797 | | | FRANCE | | | 43 | | | 282 | | | | | | | | | | | |
| ALLEMAGNE RF | | | 300 | | | 282 | | | BELGIQUE LUXBG | | | 16 | | | 16 | | | PAYS BAS | | | 7 | | | 46 | | | | | | | | | | | |
| ITALIE | | | 6 | | | 5 | | | PAYS BAS | | | 2 | | | 10 | | | ALLEMAGNE RF | | | 10 | | | 64 | | | | | | | | | | | |
| ROYAUME UNI | | | 5 | | | 9 | | | ALLEMAGNE RF | | | 10 | | | 15 | | | ROYAUME UNI | | | . | | | 4 | | | 12 | | | | | | | | |
| DANEMARK | | | 1 | | | 1 | | | ITALIE | | | 28 | | | 105 | | | GHANA | | | . | | | 5 | | | 5 | | | | | | | | |
| SUISSE | | | . | | | 1 | | | ROYAUME UNI | | | 6 | | | 7 | | | CONGO BRAZZA | | | . | | | 1 | | | 1 | | | | | | | | |
| GHANA | | | 1 | | | 1 | | | SUISSE | | | 1 | | | 2 | | | JAPON | | | . | | | 1 | | | 5 | | | | | | | | |
| CAMEROUN | | | 5 | | | 10 | | | ESPAGNE | | | 6 | | | 15 | | | | | | | | | | | | | | | | | | | | |
| ETATS UNIS | | | 34 | | | 51 | | | TCHECOSLOVAQUIE | | | 2 | | | 2 | | | | | | | | | | | | | | | | | | | | |
| | | | | | | | | | HONGRIE | | | 2 | | | 2 | | | | | | | | | | | | | | | | | | | | |
| | | | | | | | | | MAROC | | | 14 | | | 56 | | | | | | | | | | | | | | | | | | | | |
| | | | | | | | | | ALGERIE | | | . | | | 4 | | | | | | | | | | | | | | | | | | | | |
| | | | | | | | | | GHANA | | | 3 | | | 5 | | | | | | | | | | | | | | | | | | | | |
| | | | | | | | | | CAMEROUN | | | 1 | | | 2 | | | | | | | | | | | | | | | | | | | | |
| | | | | | | | | | ETATS UNIS | | | 3 | | | 5 | | | | | | | | | | | | | | | | | | | | |
| | | | | | | | | | LIBAN | | | . | | | 1 | | | | | | | | | | | | | | | | | | | | |
| | | | | | | | | | JAPON | | | 8 | | | 20 | | | | | | | | | | | | | | | | | | | | |
| | | | | | | | | | HONG KONG | | | 91 | | | 235 | | | | | | | | | | | | | | | | | | | | |
| 734 AERONEFS LUFTFAHRZEUGE | | | | | | | | | 851 CHAUSSURES SCHUHE | | | | | | | | | 892 OUVRAGES IMPRIMES DRUCKEREIERZEUGNISSE | | | | | | | | | | | | | | | | | |
| M O N D E T | | | 4 | | | 61 | | | M O N D E T | | | 1055 | | | 2135 | | | M O N D E T | | | 514 | | | 923 | | | | | | | | | | | |
| FRANCE | | | 3 | | | 48 | | | FRANCE | | | 994 | | | 2051 | | | FRANCE | | | 465 | | | 861 | | | | | | | | | | | |
| ETATS UNIS | | | . | | | 12 | | | BELGIQUE LUXBG | | | 1 | | | 3 | | | PAYS BAS | | | 1 | | | 2 | | | | | | | | | | | |
| | | | | | | | | | ALLEMAGNE RF | | | 8 | | | 12 | | | ALLEMAGNE RF | | | 4 | | | 3 | | | | | | | | | | | |
| | | | | | | | | | ITALIE | | | 1 | | | 2 | | | ITALIE | | | . | | | 2 | | | 2 | | | | | | | | |
| | | | | | | | | | TCHECOSLOVAQUIE | | | 20 | | | 18 | | | ROYAUME UNI | | | . | | | 15 | | | 26 | | | | | | | | |
| | | | | | | | | | HONGRIE | | | 1 | | | 1 | | | SUISSE | | | . | | | 2 | | | 1 | | | | | | | | |
| | | | | | | | | | MAROC | | | 11 | | | 28 | | | MAROC | | | . | | | 5 | | | 6 | | | | | | | | |
| | | | | | | | | | GHANA | | | 2 | | | 2 | | | ALGERIE | | | . | | | 12 | | | 9 | | | | | | | | |
| | | | | | | | | | CAMEROUN | | | 1 | | | 2 | | | GHANA | | | . | | | 1 | | | 1 | | | | | | | | |
| | | | | | | | | | TOGO REP | | | 1 | | | 2 | | | ETATS UNIS | | | . | | | 5 | | | 7 | | | | | | | | |
| | | | | | | | | | JAPON | | | 10 | | | 9 | | | LIBAN | | | . | | | 2 | | | 3 | | | | | | | | |
| | | | | | | | | | HONG KONG | | | 5 | | | 6 | | | | | | | | | | | | | | | | | | | | |
| 735 BATEAUX WASSERFAHRZEUGE | | | | | | | | | 893 ARTICLES EN MATIERES PLASTIQ KUNSTSTOFFWAREN | | | | | | | | | 893 ARTICLES EN MATIERES PLASTIQ KUNSTSTOFFWAREN | | | | | | | | | | | | | | | | | |
| M O N D E T | | | 306 | | | 277 | | | M O N D E T | | | 1055 | | | 2135 | | | M O N D E T | | | 272 | | | 502 | | | | | | | | | | | |
| FRANCE | | | 210 | | | 218 | | | FRANCE | | | 994 | | | 2051 | | | FRANCE | | | 239 | | | 444 | | | | | | | | | | | |
| PAYS BAS | | | 17 | | | 19 | | | BELGIQUE LUXBG | | | 1 | | | 3 | | | PAYS BAS | | | . | | | 1 | | | 1 | | | | | | | | |
| ALLEMAGNE RF | | | 4 | | | 2 | | | ALLEMAGNE RF | | | 8 | | | 12 | | | ALLEMAGNE RF | | | 10 | | | 25 | | | | | | | | | | | |
| ROYAUME UNI | | | 1 | | | 3 | | | ITALIE | | | 1 | | | 2 | | | ROYAUME UNI | | | . | | | 1 | | | 2 | | | | | | | | |
| MAROC | | | 51 | | | 32 | | | TCHECOSLOVAQUIE | | | 20 | | | 18 | | | NORVEGE | | | . | | | 1 | | | 2 | | | | | | | | |
| GHANA | | | 7 | | | 1 | | | HONGRIE | | | 1 | | | 1 | | | MAROC | | | . | | | 2 | | | 2 | | | | | | | | |
| TOGO REP | | | 3 | | | 1 | | | MAROC | | | 11 | | | 28 | | | | | | | | | | | | | | | | | | | | |
| CABON | | | 13 | | | 1 | | | GHANA | | | 2 | | | 2 | | | | | | | | | | | | | | | | | | | | |

Werte: 1000 \$ — Mengen: Tonnen falls nicht anders vermerkt (Abkürzungen siehe Anhang)
Y: siehe im Anhang Anmerkungen zu den Waren

Valeurs: 1000 \$ — Quantités: Tonnes sauf indication contraire (Voir abréviations en Annexe)
Y: voir notes par produits en Annexe

Tab. 2

import 1961

Elfenbeinküste Côte d'Ivoire

| WAREN - PRODUIT | | | WAREN - PRODUIT | | | WAREN - PRODUIT | | |
|--------------------------------|---|-----|----------------------|--|--|----------------------|--|--|
| MENGE QUANTITÉ | | | MENGE QUANTITÉ | | | MENGE QUANTITÉ | | |
| Einheit - Unité | | | Einheit - Unité | | | Einheit - Unité | | |
| WERTE VALEUR 1000 \$ | | | WERTE VALEUR 1000 \$ | | | WERTE VALEUR 1000 \$ | | |
| Ursprung - Origine | | | Ursprung - Origine | | | Ursprung - Origine | | |
| .. ALGERIE | | 1 | | | | | | |
| GHANA | 9 | 6 | | | | | | |
| ETATS UNIS | 3 | 8 | | | | | | |
| JAPON | 5 | 8 | | | | | | |
| HONG KONG | 1 | 2 | | | | | | |
| 894 | | | | | | | | |
| VOIT ENFANTS ART SPORT JOUETS | | | | | | | | |
| KINDERWAGEN SPORTART SPIELZG | | | | | | | | |
| M O N D E | T | 174 | 707 | | | | | |
| FRANCE | | 134 | 612 | | | | | |
| BELGIQUE LUXBG | | 15 | 25 | | | | | |
| ALLEMAGNE RF | | 6 | 22 | | | | | |
| ITALIE | | 2 | 11 | | | | | |
| ROYAUME UNI | . | 1 | 3 | | | | | |
| NORVEGE | . | 12 | 24 | | | | | |
| SUEDE | . | | 2 | | | | | |
| MAROC | | 1 | 4 | | | | | |
| LIBERIA | | | 1 | | | | | |
| GHANA | | 3 | 2 | | | | | |
| JAPON | | | 1 | | | | | |
| 895 | | | | | | | | |
| ARTICLES DE BUREAU | | | | | | | | |
| BUEROBEDARF | | | | | | | | |
| M O N D E | T | 188 | 242 | | | | | |
| FRANCE | | 174 | 208 | | | | | |
| ALLEMAGNE RF | | 3 | 10 | | | | | |
| ITALIE | | 5 | 16 | | | | | |
| DANEMARK | . | 1 | 2 | | | | | |
| MAROC | | 5 | 3 | | | | | |
| ETATS UNIS | | 1 | 2 | | | | | |
| 896 | | | | | | | | |
| OBJETS D ART ET ANTIQUITE | | | | | | | | |
| KUNSTGEGENSTAENDE UND DGL | | | | | | | | |
| M O N D E | T | 2 | 43 | | | | | |
| FRANCE | | 2 | 43 | | | | | |
| 897 | | | | | | | | |
| BIJOUTERIE JOAILLERIE ORFEVRER | | | | | | | | |
| SCHMUCK GOLD UND SILBERWAREN | | | | | | | | |
| M O N D E | T | 13 | 131 | | | | | |
| FRANCE | | 7 | 58 | | | | | |
| ALLEMAGNE RF | | 2 | 16 | | | | | |
| ITALIE | | 3 | 22 | | | | | |
| SUISSE | . | | 10 | | | | | |
| PORTUGAL | . | | 23 | | | | | |
| MAROC | | | 1 | | | | | |
| GHANA | | | 1 | | | | | |
| 899 | | | | | | | | |
| ARTICLES MANUFACTURES NDA | | | | | | | | |
| BEARBEITETE WAREN A N C | | | | | | | | |
| M O N D E | T | 795 | 429 | | | | | |
| FRANCE | | 725 | 373 | | | | | |
| BELGIQUE LUXBG | | 3 | 4 | | | | | |
| PAYS BAS | | | 1 | | | | | |
| ALLEMAGNE RF | | 8 | 14 | | | | | |
| ITALIE | | 2 | 5 | | | | | |
| FINLANDE | | 10 | 5 | | | | | |
| PORTUGAL | | | 1 | | | | | |
| TCHECOSLOVAQUIE | | 1 | 1 | | | | | |
| MAROC | | 29 | 11 | | | | | |
| GHANA | | 4 | 3 | | | | | |
| ETATS UNIS | | 7 | 6 | | | | | |
| CANADA | | 1 | 1 | | | | | |
| JAPON | | | 1 | | | | | |
| HONG KONG | | 4 | 5 | | | | | |
| KRIEGSWAFFEN UND MUNITION | | | | | | | | |
| 951 | | | | | | | | |
| ARMURERIE MUNITIONS DE GUERRE | | | | | | | | |
| M O N D E | T | 1 | 9 | | | | | |
| FRANCE | | 1 | 9 | | | | | |

Werte : 1000 \$ — Mengen : Tonnes falls nicht anders vermerkt (Abkürzungen siehe Anhang)
 Y : siehe im Anhang Anmerkungen zu den Waren

Valeurs : 1000 \$ — Quantités : Tonnes sauf indication contraire (Voir abréviations en Annexe)
 Y : voir notes par produits en Annexe

Tab. 2

import 1961

Togo

| WAREN - PRODUIT | | | MENGE | | | WAREN - PRODUIT | | | MENGE | | | WAREN - PRODUIT | | | MENGE | | | | | | | | |
|--------------------------------|--|--|----------------------------------|--|--|--------------------------------|--|--|--------------------------------|--|--|--------------------|--|--|----------------|--|--|--------------------------------|--|--|--------------------------------|--|--|
| URSPRUNG - ORIGINE | | | QUANTITE | | | URSPRUNG - ORIGINE | | | QUANTITE | | | URSPRUNG - ORIGINE | | | QUANTITE | | | | | | | | |
| Einheit - Unité | | | 1000 \$ | | | Einheit - Unité | | | 1000 \$ | | | Einheit - Unité | | | 1000 \$ | | | | | | | | |
| 0 1 | | | PROD ALIMENTAIRES BOISSONS TABAC | | | 2 2 | | | LAIT ET CREME DE LAIT | | | ETATS UNIS | | | 72 | | | 10 | | | | | |
| NAHRUNGS UND GENUSSMITTEL | | | | | | MILCH UND RAHM | | | | | | DIVERS NDA | | | 151 | | | 20 | | | | | |
| M O N D E | | | 5231 | | | M O N D E T | | | 328 | | | 115 | | | 047 | | | SEMIOLE FARINE AUTRES CEREALES | | | CRIESS UND MEHL A AND GETREIDE | | |
| FRANCE | | | 1693 | | | FRANCE | | | 86 | | | 41 | | | FRANCE | | | 7 | | | 1 | | |
| BELGIQUE LUXBG | | | 17 | | | PAYS BAS | | | 199 | | | 60 | | | PAYS BAS | | | 8 | | | 3 | | |
| PAYS BAS | | | 337 | | | SUISSE | | | 1 | | | 2 | | | ALLEMAGNE RF | | | 2 | | | 1 | | |
| ALLEMAGNE RF | | | 149 | | | GHANA | | | 22 | | | 7 | | | DIVERS NDA | | | 50 | | | 6 | | |
| ITALIE | | | 23 | | | DIVERS NDA | | | 20 | | | 5 | | | | | | | | | | | |
| ROYAUME UNI | | | 660 | | | 023 | | | FEURRE | | | | | | 048 | | | PREPAR DE CEREALES DE FARINES | | | ZUBEREITUNGEN A GETREIDEMEHL | | |
| IRLANDE | | | 2 | | | BUTTER | | | | | | | | | M O N D E T | | | 152 | | | 87 | | |
| DANEMARK | | | 18 | | | M O N D E T | | | 20 | | | 24 | | | FRANCE | | | 67 | | | 43 | | |
| SUISSE | | | 9 | | | FRANCE | | | 15 | | | 19 | | | BELGIQUE LUXBG | | | 2 | | | 1 | | |
| PORTUGAL | | | 23 | | | PAYS BAS | | | 3 | | | 3 | | | PAYS BAS | | | 8 | | | 7 | | |
| ESPAGNE | | | 39 | | | DANEMARK | | | 1 | | | 2 | | | ROYAUME UNI | | | 22 | | | 17 | | |
| GRECE | | | 1 | | | 024 | | | FROMAGE ET CAILLEBOTTE | | | | | | DANEMARK | | | 4 | | | 2 | | |
| HONGRIE | | | 2 | | | KAESE UND QUARK | | | | | | | | | MAROC | | | 39 | | | 13 | | |
| MAROC | | | 225 | | | M O N D E T | | | 30 | | | 42 | | | SENEGAL | | | 2 | | | 1 | | |
| ALGERIE | | | 649 | | | FRANCE | | | 25 | | | 36 | | | GHANA | | | 3 | | | 1 | | |
| NIGER | | | 104 | | | PAYS BAS | | | 3 | | | 4 | | | DAHOMEY | | | 5 | | | 1 | | |
| TCHAD | | | 1 | | | COTE IVOIRE | | | 1 | | | 2 | | | | | | | | | | | |
| SENEGAL | | | 6 | | | 025 | | | OEUF D OISEAUX | | | | | | 051 | | | FRUITS FRAIS NOIX SAUF OLEAGIN | | | CEST UND SUEDFR FRISCH NUESSE | | |
| HAUTE VOLTA | | | 63 | | | VOGELEIER | | | | | | | | | M O N D E T | | | 49 | | | 27 | | |
| COTE IVOIRE | | | 16 | | | M O N D E T | | | 8 | | | 9 | | | FRANCE | | | 31 | | | 20 | | |
| GHANA | | | 193 | | | FRANCE | | | 5 | | | 5 | | | MAROC | | | 3 | | | 1 | | |
| DAHOMEY | | | 94 | | | MAROC | | | 2 | | | 2 | | | COTE IVOIRE | | | 7 | | | 6 | | |
| NICERIA | | | 4 | | | COTE IVOIRE | | | 1 | | | 2 | | | | | | | | | | | |
| CAMEROUN | | | 17 | | | 031 | | | POISSONS | | | | | | 052 | | | FRUITS SECHES OU DESHYDRATES | | | TROCKENFRUECHTE | | |
| RHODESIE NYASSA | | | 22 | | | FISCH | | | | | | | | | M O N D E T | | | 1 | | | 1 | | |
| UNION SUD AFR | | | 57 | | | M O N D E T | | | 27 | | | 12 | | | FRANCE | | | 1 | | | 1 | | |
| ETATS UNIS | | | 221 | | | FRANCE | | | 4 | | | 8 | | | | | | | | | | | |
| BRESIL | | | 6 | | | SENEGAL | | | 10 | | | 2 | | | 053 | | | PREP ET CONSERVES DE FRUITS | | | OBST SUEDFR ZUBEREIT KONSERVEN | | |
| ARGENTINE | | | 5 | | | DAHOMEY | | | 4 | | | 2 | | | M O N D E T | | | 33 | | | 14 | | |
| CHINE CONTINENT | | | 13 | | | 032 | | | PREP CONSERV POISSONS ET CRUST | | | | | | FRANCE | | | 16 | | | 9 | | |
| CAMBODGE | | | 324 | | | FISCHZUBEREITUNGEN U KONSERVEN | | | | | | | | | ROYAUME UNI | | | 1 | | | 1 | | |
| VIETNAM NORD | | | 12 | | | M O N D E T | | | 578 | | | 275 | | | UNION SUD AFR | | | 4 | | | 1 | | |
| DIVERS NDA | | | 194 | | | FRANCE | | | 7 | | | 8 | | | DIVERS NDA | | | 11 | | | 2 | | |
| 001 | | | ANIMAUX VIVANTS | | | 033 | | | RIZ | | | | | | 054 | | | LEGUMES PLANTES TUBERC ALIMENT | | | GEMUESE PFLANZEN KNOLLEN FERN | | |
| LEBENDE TIERE | | | | | | REIS | | | | | | | | | M O N D E T | | | 685 | | | 82 | | |
| M O N D E T | | | 509 | | | M O N D E T | | | 3089 | | | 401 | | | FRANCE | | | 213 | | | 40 | | |
| FRANCE | | | 2 | | | FRANCE | | | 2 | | | 1 | | | PORTUGAL | | | 39 | | | 4 | | |
| NIGER | | | 235 | | | GHANA | | | 133 | | | 32 | | | MAROC | | | 45 | | | 7 | | |
| HAUTE VOLTA | | | 152 | | | DAHOMEY | | | 99 | | | 12 | | | ALGERIE | | | 18 | | | 3 | | |
| GHANA | | | 18 | | | ETATS UNIS | | | 50 | | | 7 | | | NIGER | | | 270 | | | 17 | | |
| DAHOMEY | | | 88 | | | CHINE CONTINENT | | | 102 | | | 13 | | | COTE IVOIRE | | | 5 | | | 3 | | |
| NICERIA | | | 7 | | | CAMBODGE | | | 2604 | | | 324 | | | GHANA | | | 22 | | | 2 | | |
| DIVERS NDA | | | 9 | | | VIETNAM NORD | | | 99 | | | 12 | | | DAHOMEY | | | 43 | | | 3 | | |
| 011 | | | VIANDE FRAICHE REFRIG CONGELEE | | | 042 | | | SEMOULE ET FARINE DE FROMENT | | | | | | NICERIA | | | 31 | | | 3 | | |
| FLEISCH FRISCH GEKUEHLT GFR | | | | | | GRIESS UND MEHL AUS WEIZEN | | | | | | | | | 055 | | | PREPARAT ET CONSERV DE LEGUMES | | | ZUBEREITUNGEN A GEMUESE USW | | |
| M O N D E T | | | 75 | | | M O N D E T | | | 1563 | | | 223 | | | M O N D E T | | | 223 | | | 70 | | |
| FRANCE | | | 14 | | | FRANCE | | | 1025 | | | 144 | | | FRANCE | | | 70 | | | 33 | | |
| PAYS BAS | | | 1 | | | ALLEMAGNE RF | | | 7 | | | 1 | | | ITALIE | | | 63 | | | 19 | | |
| DANEMARK | | | 5 | | | ROYAUME UNI | | | 96 | | | 13 | | | HONGRIE | | | 6 | | | 2 | | |
| NIGER | | | 29 | | | GHANA | | | 211 | | | 35 | | | ALGERIE | | | 4 | | | 2 | | |
| TCHAD | | | 1 | | | DIVERS NDA | | | | | | | | | GHANA | | | 13 | | | 3 | | |
| COTE IVOIRE | | | 1 | | | | | | | | | | | | DIVERS NDA | | | 62 | | | 10 | | |
| CAMEROUN | | | 23 | | | | | | | | | | | | | | | | | | | | |
| 012 | | | VIANDES ETC SECHES SALES FUMES | | | 046 | | | | | | | | | | | | | | | | | |
| FLEISCH USW EINFACH ZUBEREITET | | | | | | | | | | | | | | | | | | | | | | | |
| M O N D E T | | | 2 | | | | | | | | | | | | | | | | | | | | |
| FRANCE | | | 2 | | | | | | | | | | | | | | | | | | | | |
| 013 | | | PREP ET CONSERVES DE VIANDE | | | | | | | | | | | | | | | | | | | | |
| FLEISCHZUBEREITUNGEN KONSERVEN | | | | | | | | | | | | | | | | | | | | | | | |
| M O N D E T | | | 81 | | | | | | | | | | | | | | | | | | | | |
| FRANCE | | | 35 | | | | | | | | | | | | | | | | | | | | |
| PAYS BAS | | | 3 | | | | | | | | | | | | | | | | | | | | |
| DANEMARK | | | 4 | | | | | | | | | | | | | | | | | | | | |
| COTE IVOIRE | | | 1 | | | | | | | | | | | | | | | | | | | | |
| GHANA | | | 20 | | | | | | | | | | | | | | | | | | | | |
| BRESIL | | | 5 | | | | | | | | | | | | | | | | | | | | |
| ARGENTINE | | | 5 | | | | | | | | | | | | | | | | | | | | |
| DIVERS NDA | | | 8 | | | | | | | | | | | | | | | | | | | | |

Werte: 1000 \$ — Mengen: Tonnen falls nicht anders vermerkt (Abkürzungen siehe Anhang)
 Y: siehe im Anhang Anmerkungen zu den Waren

Valeurs: 1000 \$ — Quantités: Tonnes sauf indication contraire (Voir abréviations en Annexe)
 Y: voir notes par produits en Annexe

Tab. 2

import 1961

| WAREN - PRODUIT | | | MENGE | | WERTE | | WAREN - PRODUIT | | | MENGE | | WERTE | | WAREN - PRODUIT | | | MENGE | | WERTE | |
|---|--|--|-----------------|--|---------|------------------------------------|--------------------|--|--|-----------------|--|------------------------------------|--|--------------------|--|--|-----------------|--|---------|--|
| Ursprung - Origine | | | Quantité | | 1000 \$ | | Ursprung - Origine | | | Quantité | | 1000 \$ | | Ursprung - Origine | | | Quantité | | 1000 \$ | |
| | | | Einheit - Unité | | | | | | | Einheit - Unité | | | | | | | Einheit - Unité | | | |
| 599 PRODUITS CHIMIQUES NDA CHEMISCHE ERZEUGNISSE A N G | | | | | | FRANCE 245 68 | | | | | | FRANCE 29 30 | | | | | | | | |
| M O N D E T 87 73 | | | | | | NORVIGE 189 19 | | | | | | ALLEMAGNE RF 1 1 | | | | | | | | |
| FRANCE 61 55 | | | | | | SUEDE 127 13 | | | | | | ROYAUME UNI 1 1 | | | | | | | | |
| BELGIQUE LUXBG 4 2 | | | | | | FINLANDE 64 10 | | | | | | COTE IVOIRE 15 8 | | | | | | | | |
| PAYS BAS 7 6 | | | | | | ALGERIE 3 1 | | | | | | GHANA 4 9 | | | | | | | | |
| ALLEMAGNE RF 4 4 | | | | | | 642 ARTICLES EN PAPIER OU CARTON | | | | | | DIVERS NDA 2 3 | | | | | | | | |
| SUEDE 6 4 | | | | | | WAREN AUS PAPIER ODER PAPPE | | | | | | 656 ARTICLES EN MAT TEXTILES NDA | | | | | | | | |
| SENEGAL 3 3 | | | | | | M O N D E T 266 180 | | | | | | SPINNSTOFFWAREN A N G | | | | | | | | |
| 611 CUIRS | | | | | | FRANCE 242 168 | | | | | | M O N D E T 747 347 | | | | | | | | |
| LEDER | | | | | | BELGIQUE LUXBG 1 1 | | | | | | FRANCE 60 61 | | | | | | | | |
| M O N D E T 5 4 | | | | | | ALLEMAGNE RF 5 3 | | | | | | BELGIQUE LUXBG 99 36 | | | | | | | | |
| FRANCE 1 1 | | | | | | SUEDE 7 2 | | | | | | PAYS BAS 3 5 | | | | | | | | |
| SENEGAL 5 3 | | | | | | MAROC 10 4 | | | | | | ALLEMAGNE RF 1 5 | | | | | | | | |
| 612 ARTICLES MANUFACT EN CUIR NDA | | | | | | SENEGAL 1 1 | | | | | | ITALIE 16 11 | | | | | | | | |
| WAREN A LEGER KUNSTLEDER A N G | | | | | | ETATS UNIS 1 1 | | | | | | ROYAUME UNI 1 2 | | | | | | | | |
| M O N D E T 1 1 | | | | | | 651 FILS DE MATIERES TEXTILES | | | | | | ESPAGNE 4 2 | | | | | | | | |
| FRANCE 1 1 | | | | | | GARNE AUS SPINNSTOFFEN | | | | | | POLOGNE 1 1 | | | | | | | | |
| 621 PRODUITS EN CAOUTCHOUC | | | | | | M O N D E T 52 71 | | | | | | COTE IVOIRE 1 1 | | | | | | | | |
| HALBERZEUGNISSE AUS KAUTSCHUK | | | | | | FRANCE 27 43 | | | | | | GHANA 9 8 | | | | | | | | |
| M O N D E T 18 30 | | | | | | BELGIQUE LUXBG 5 3 | | | | | | DAHOMY 11 7 | | | | | | | | |
| FRANCE 17 26 | | | | | | ITALIE 6 11 | | | | | | NICERIA 9 3 | | | | | | | | |
| ALLEMAGNE RF 1 1 | | | | | | ROYAUME UNI 2 5 | | | | | | FED INDES OCC 4 1 | | | | | | | | |
| ROYAUME UNI 1 2 | | | | | | UNION INDIENNE 10 9 | | | | | | PAKISTAN 202 75 | | | | | | | | |
| 629 ART MANUFACT EN CAOUTCHOUC NDA | | | | | | 652 TISSUS COTON SAUF TISSUS SPEC | | | | | | UNION INDIENNE 292 120 | | | | | | | | |
| BEARB WAREN A KAUTSCHUK A N G | | | | | | BAUMWOLLGEWEBE | | | | | | JAPON 1 1 | | | | | | | | |
| M O N D E T 352 555 | | | | | | M O N D E T 1102 3174 | | | | | | HONG KONG 11 5 | | | | | | | | |
| FRANCE 285 462 | | | | | | FRANCE 102 283 | | | | | | DIVERS NDA 11 5 | | | | | | | | |
| BELGIQUE LUXBG 2 2 | | | | | | FRANCE 102 283 | | | | | | 661 CHAUX CEMENTS OUVR PR BATIMENT | | | | | | | | |
| PAYS BAS 6 6 | | | | | | BELGIQUE LUXBG 6 17 | | | | | | KALK ZEMENT UND BAUSTOFFE | | | | | | | | |
| ALLEMAGNE RF 12 20 | | | | | | PAYS BAS 163 655 | | | | | | M O N D E T 37506 719 | | | | | | | | |
| ROYAUME UNI 1 1 | | | | | | ALLEMAGNE RF 21 55 | | | | | | FRANCE 15885 303 | | | | | | | | |
| COTE IVOIRE 1 1 | | | | | | ITALIE 8 15 | | | | | | BELGIQUE LUXBG 12676 240 | | | | | | | | |
| GHANA 17 16 | | | | | | ROYAUME UNI 273 1094 | | | | | | ALLEMAGNE RF 4062 78 | | | | | | | | |
| ETATS UNIS 8 28 | | | | | | SUISSE 1 5 | | | | | | ROYAUME UNI 84 3 | | | | | | | | |
| DIVERS NDA 21 19 | | | | | | PORTUGAL 56 78 | | | | | | AUTRICHE 7 1 | | | | | | | | |
| 631 BOIS ARTIF ET TRAVAILLES NDA | | | | | | ESPAGNE 3 8 | | | | | | U R S S 2600 42 | | | | | | | | |
| FURNIERE KUNSTHOLZ USW A N G | | | | | | YUGOSLAVIE 12 19 | | | | | | POLOGNE 2000 33 | | | | | | | | |
| M O N D E T 98 17 | | | | | | POLONE 1 2 | | | | | | MAROC 149 18 | | | | | | | | |
| FRANCE 23 4 | | | | | | GHANA 119 220 | | | | | | DAHOMY 20 1 | | | | | | | | |
| COTE IVOIRE 33 1 | | | | | | DAHOMY 2 3 | | | | | | 662 PIECES DE CONSTR EN MAT CERAM | | | | | | | | |
| CARON 39 11 | | | | | | ETATS UNIS 1 3 | | | | | | BAUMATERIAL AUS KERAM STOFFEN | | | | | | | | |
| 632 ARTICLES MANUFACT EN BOIS NDA | | | | | | UNION INDIENNE 11 13 | | | | | | M O N D E T 153 30 | | | | | | | | |
| BEARBETITE WAREN A HOLZ A N G | | | | | | CHINE CONTINENT 7 9 | | | | | | FRANCE 125 24 | | | | | | | | |
| M O N D E T 103 27 | | | | | | JAPON 130 352 | | | | | | BELGIQUE LUXBG 7 1 | | | | | | | | |
| FRANCE 72 22 | | | | | | HONG KONG 51 58 | | | | | | ALLEMAGNE RF 9 2 | | | | | | | | |
| GHANA 6 1 | | | | | | DIVERS NDA 135 285 | | | | | | SENEGAL 9 3 | | | | | | | | |
| DAHOMY 16 2 | | | | | | 653 AUTRES TISSUS SAUF SPECIAUX | | | | | | ROYAUME UNI 9 3 | | | | | | | | |
| DIVERS NDA 5 1 | | | | | | ANDERE GEWEBE | | | | | | DAHOMY 2 1 | | | | | | | | |
| 633 ARTICLES MANUFACTURES EN LIEGE | | | | | | M O N D E T 66 145 | | | | | | 663 ARTICLES EN MAT MINERALES NDA | | | | | | | | |
| BEARBETITE WAREN AUS KORK | | | | | | FRANCE 19 71 | | | | | | WAREN A MINERAL STOFFEN A N G | | | | | | | | |
| M O N D E T 5 2 | | | | | | BELGIQUE LUXBG 9 6 | | | | | | M O N D E T 28 21 | | | | | | | | |
| MAROC 4 1 | | | | | | PAYS BAS 2 6 | | | | | | FRANCE 26 18 | | | | | | | | |
| 641 PAPIERS ET CARTONS | | | | | | ALLEMAGNE RF 8 18 | | | | | | ROYAUME UNI 1 1 | | | | | | | | |
| PAPIER UND PAPPE | | | | | | U R S S 18 27 | | | | | | 664 VERRRE | | | | | | | | |
| M O N D E T 648 110 | | | | | | POLONE 1 1 | | | | | | GLAS | | | | | | | | |
| | | | | | | GHANA 1 1 | | | | | | M O N D E T 67 30 | | | | | | | | |
| | | | | | | JAPON 7 12 | | | | | | FRANCE 65 28 | | | | | | | | |
| | | | | | | DIVERS NDA 1 2 | | | | | | 665 VERRERIE | | | | | | | | |
| | | | | | | 654 TULLES DENTELLES BRODERIES ETC | | | | | | GLASWAREN | | | | | | | | |
| | | | | | | TUELL SPITZEN BAENDER USW | | | | | | M O N D E T 114 75 | | | | | | | | |
| | | | | | | M O N D E T 2 11 | | | | | | | | | | | | | | |
| | | | | | | FRANCE 1 4 | | | | | | | | | | | | | | |
| | | | | | | ALLEMAGNE RF 1 1 | | | | | | | | | | | | | | |
| | | | | | | ROYAUME UNI 1 5 | | | | | | | | | | | | | | |
| | | | | | | 655 TISSUS SPECIAUX ARTIC ASSIMIL | | | | | | | | | | | | | | |
| | | | | | | SPEZIALGEWEBE UND ERZEUGNISSE | | | | | | | | | | | | | | |
| | | | | | | M O N D E T 51 53 | | | | | | | | | | | | | | |

Werte: 1000 \$ — Mengen: Tonnen falls nicht anders vermerkt (Abkürzungen siehe Anhang)
Y: siehe im Anhang Anmerkungen zu den Waren

Valeurs: 1000 \$ — Quantités: Tonnes sauf indication contraire (Voir abréviations en Annexe)
Y: voir notes par produits en Annexe

Tab. 2

import 1961

Togo

| WAREN - PRODUIT | | | WAREN - PRODUIT | | | WAREN - PRODUIT | | |
|--------------------------------|-------------------|-----------------|--------------------|-------------------|-----------------|-----------------------------------|-------------------|-----------------|
| Ursprung - Origine | MENGE QUANTITÉ | WERTE VALEUR | Ursprung - Origine | MENGE QUANTITÉ | WERTE VALEUR | Ursprung - Origine | MENGE QUANTITÉ | WERTE VALEUR |
| Einheit - Unité | 1000 \$ | 1000 \$ | Einheit - Unité | 1000 \$ | 1000 \$ | Einheit - Unité | 1000 \$ | 1000 \$ |
| FRANCE | 104 | 71 | 682 | | | 694 | | |
| PAYS BAS | 3 | 1 | CUIVRE | | | CLOUTERIE ET BOULONNERIE | | |
| ALLEMAGNE RF | 3 | 1 | KUPFER | | | MAECHEL UND SCHRAUBEN | | |
| GHANA | 1 | 1 | | | | | | |
| 666 | | | M O N D E T | 10 | 10 | M O N D E T | 244 | 74 |
| ARTICLES EN MATIER CERAMIQUES | | | FRANCE | 3 | 4 | FRANCE | 145 | 46 |
| FEINKERAMISCHE ERZEUGNISSE | | | • ALGERIE | 7 | 6 | ALLEMAGNE RF | 25 | 10 |
| | | | | | | ITALIE | 24 | 5 |
| | | | | | | ROYAUME UNI | | 1 |
| | | | | | | AUTRICHE | 7 | 1 |
| | | | | | | • COTE IVOIRE | 42 | 9 |
| | | | | | | ETATS UNIS | 1 | 1 |
| M O N D E T | 26 | 15 | 684 | | | 695 | | |
| FRANCE | 19 | 12 | ALUMINIUM | | | COUTILLAGE EN METAUX COMMUNS | | |
| JAPON | 2 | 1 | ALUMINIUM | | | WERKZEUGE AUS UNEDLEM METALLEN | | |
| 667 | | | M O N D E T | 8 | 8 | | | |
| PIERRES GEMMES ET PERLES FINES | | | FRANCE | 5 | 5 | | | |
| EDEL SCHMUCKSTEINE ECHT PERLEN | | | • DAHOMEY | 3 | 3 | | | |
| | | | | | | | | |
| | | | 685 | | | M O N D E T | 130 | 111 |
| | | | PLOMB | | | FRANCE | 43 | 60 |
| | | | BLEI | | | BELGIQUE LUXBG | 4 | 2 |
| | | | | | | PAYS BAS | 1 | 2 |
| | | | | | | ALLEMAGNE RF | 8 | 7 |
| | | | | | | ROYAUME UNI | 38 | 24 |
| | | | | | | SUEDE | 1 | 1 |
| | | | | | | • COTE IVOIRE | 3 | 1 |
| | | | | | | GHANA | 6 | 3 |
| | | | | | | • DAHOMEY | 21 | 4 |
| | | | | | | ETATS UNIS | 2 | 5 |
| | | | | | | DIVERS NDA | 2 | 1 |
| | | | | | | | | |
| | | | | | | 696 | | |
| | | | | | | COUTELLERIE ET COUVERTS | | |
| | | | | | | SCHNEIDWAREN UND BESTECKE | | |
| | | | | | | | | |
| | | | | | | M O N D E T | 4 | 12 |
| | | | | | | FRANCE | 3 | 10 |
| | | | | | | ALLEMAGNE RF | 1 | 2 |
| | | | | | | | | |
| | | | | | | 697 | | |
| | | | | | | ARTICLES METAL USAGE DOMEST | | |
| | | | | | | METALLWAREN VORW F HAUSGEBR | | |
| | | | | | | | | |
| | | | | | | M O N D E T | 16 | 25 |
| | | | | | | FRANCE | 12 | 18 |
| | | | | | | ALLEMAGNE RF | 1 | 1 |
| | | | | | | HONGRIE | 1 | 2 |
| | | | | | | • CAMEROUN | 2 | 4 |
| | | | | | | | | |
| | | | | | | 698 | | |
| | | | | | | AUT ART MANUF EN MET COMM NDA | | |
| | | | | | | AND BEARB WAREN A UNEDL METALL | | |
| | | | | | | | | |
| | | | | | | M O N D E T | 187 | 165 |
| | | | | | | FRANCE | 131 | 117 |
| | | | | | | PAYS BAS | 1 | 1 |
| | | | | | | ALLEMAGNE RF | 20 | 14 |
| | | | | | | ITALIE | 2 | 3 |
| | | | | | | ROYAUME UNI | 7 | 8 |
| | | | | | | MAROC | 6 | 4 |
| | | | | | | • COTE IVOIRE | 4 | 4 |
| | | | | | | GHANA | 2 | 1 |
| | | | | | | • DAHOMEY | 11 | 8 |
| | | | | | | • CAMEROUN | 2 | 2 |
| | | | | | | ETATS UNIS | 2 | 3 |
| | | | | | | | | |
| | | | | | | 7 | | |
| | | | | | | MACHINES ET MATERIEL DE TRANSPORT | | |
| | | | | | | MASCHINEN UND FAHRZEUGE | | |
| | | | | | | | | |
| | | | | | | M O N D E | 6516 | |
| | | | | | | FRANCE | 3123 | |
| | | | | | | BELGIQUE LUXBG | 13 | |
| | | | | | | PAYS BAS | 23 | |
| | | | | | | ALLEMAGNE RF | 1166 | |
| | | | | | | ITALIE | 47 | |
| | | | | | | ROYAUME UNI | 790 | |
| | | | | | | SUEDE | 10 | |
| | | | | | | DANEMARK | 6 | |
| | | | | | | SUISSE | 11 | |
| | | | | | | U R S S | 1 | |
| | | | | | | POLOGNE | 1 | |
| | | | | | | MAROC | 5 | |
| | | | | | | • ALGERIE | 5 | |
| | | | | | | • NIGER | 2 | |
| | | | | | | • SENEGAL | 4 | |
| | | | | | | GUINEE REP | 6 | |
| | | | | | | • COTE IVOIRE | 847 | |

Werte : 1000 \$ — Mengen : Tonnen falls nicht anders vermerkt (Abkürzungen siehe Anhang)
 Y : siehe im Anhang Anmerkungen zu den Waren

Valeurs : 1000 \$ — Quantités : Tonnes sauf indication contraire (Voir abréviations en Annexe)
 Y : voir notes par produits en Annexe

Tab. 2

import 1961

| WAREN - PRODUIT | | MENGE | WERTE | WAREN - PRODUIT | | MENGE | WERTE | WAREN - PRODUIT | | MENGE | WERTE | | | |
|--------------------------------|--|-----------------|---------|-------------------------------|-------------------------------|-----------------|---------|--------------------|--------------------------------|--------------------------------|---------|-----|------|------|
| Ursprung - Origine | | QUANTITÉ | VALEUR | Ursprung - Origine | | QUANTITÉ | VALEUR | Ursprung - Origine | | QUANTITÉ | VALEUR | | | |
| | | Einheit - Unité | 1000 \$ | | | Einheit - Unité | 1000 \$ | | | Einheit - Unité | 1000 \$ | | | |
| GHANA | | | 71 | 719 | | | | SUEDE | | | 4 | 3 | | |
| - DAHOMEY | | | 39 | MACHINES ET APPAREILS NDA | | | | DANEMARK | | | 8 | 6 | | |
| NIGERIA | | | 3 | MASCHINEN UND APPARATE ANG | | | | SUISSE | | | | 1 | | |
| - CAMEROUN | | | 2 | M O N D E T | | | 1037 | 1224 | POLOGNE | | | 2 | 1 | |
| - CONGO BRAZZA | | | 1 | FRANCE | | | 715 | 720 | - COTE IVOIRE | | | 1 | 2 | |
| ETATS UNIS | | | 250 | ALLEMAGNE RF | | | 51 | 113 | GHANA | | | 3 | 1 | |
| JAPON | | | 38 | ITALIE | | | 2 | 8 | - DAHOMEY | | | 1 | 1 | |
| HONG KONG | | | 1 | ROYAUME UNI | | | 223 | 291 | ETATS UNIS | | | | 1 | |
| DIVERS NDA | | | 46 | SUEDE | | | 3 | 5 | | | | | | |
| 711 | | | | SUISSE | | | | 1 | | | | | | |
| CHAUDIERES ET MOT NON ELECTR | | | | - COTE IVOIRE | | | 7 | 6 | 731 | | | | | |
| DAMPFKESSEL U NICHELEKT MOTOR | | | | GHANA | | | 5 | 1 | VEHICULES POUR VOIES FERREES | | | | | |
| M O N D E T | | | 131 | 237 | - DAHOMEY | | | 4 | 5 | SCHIENENFAHRZEUGE | | | | |
| FRANCE | | | 41 | 82 | ETATS UNIS | | | 26 | 72 | M O N D E T | | | 41 | 33 |
| ALLEMAGNE RF | | | 21 | 37 | DIVERS NDA | | | 2 | 4 | FRANCE | | | 41 | 33 |
| ITALIE | | | 1 | | 722 | | | | 732 | | | | | |
| ROYAUME UNI | | | 47 | 46 | MACH ELECT APPAR POUR COUPURE | | | | VEHICULES AUTOMOBILES ROUTIERS | | | | | |
| - COTE IVOIRE | | | 1 | 4 | ELEKTR MASCH U SCHALTGERAETE | | | | KRAFTFAHRZEUGE | | | | | |
| GHANA | | | 4 | 8 | M O N D E T | | | 164 | 463 | M O N D E T | | | 1333 | 1719 |
| - DAHOMEY | | | 3 | 2 | FRANCE | | | 134 | 390 | FRANCE | | | 647 | 929 |
| - CAMEROUN | | | 1 | 1 | ALLEMAGNE RF | | | 28 | 67 | BELGIQUE LUXBG | | | 2 | 2 |
| ETATS UNIS | | | 11 | 52 | SUISSE | | | | 3 | ALLEMAGNE RF | | | 245 | 398 |
| DIVERS NDA | | | 2 | 4 | - COTE IVOIRE | | | | 1 | ITALIE | | | 9 | 16 |
| 712 | | | | GHANA | | | | 1 | ROYAUME UNI | | | 195 | 217 | |
| TRACTEURS MACH ET APPAR AGRICO | | | | - DAHOMEY | | | | 1 | U R S S | | | 2 | 1 | |
| SCHLEPPER MASCHIN APP F LANDW | | | | ETATS UNIS | | | | 1 | - NIGER | | | 1 | 2 | |
| M O N D E T | | | 131 | 191 | DIVERS NDA | | | 1 | 1 | - SENEGAL | | | 2 | 3 |
| FRANCE | | | 67 | 111 | 723 | | | | GUINEE REP | | | 2 | 6 | |
| ALLEMAGNE RF | | | 14 | 19 | FILS CABLES ISOLAT ETC P ELEC | | | | - COTE IVOIRE | | | 7 | 12 | |
| ROYAUME UNI | | | 49 | 58 | DRAEHTE KABEL ISOLATOREN F EL | | | | GHANA | | | 124 | 25 | |
| - DAHOMEY | | | 1 | 3 | M O N D E T | | | 109 | 148 | - DAHOMEY | | | 12 | 7 |
| 714 | | | | FRANCE | | | 100 | 137 | NIGERIA | | | 2 | 3 | |
| MACHINES DE BUREAU | | | | - ALGERIE | | | 4 | 4 | - CAMEROUN | | | 2 | 1 | |
| BUEKOMASCHINEN | | | | - COTE IVOIRE | | | 4 | 7 | - CONGO BRAZZA | | | 1 | 1 | |
| M O N D E T | | | 8 | 80 | 724 | | | | ETATS UNIS | | | 77 | 94 | |
| FRANCE | | | 4 | 43 | APPAR POUR TELECOMMUNICATIONS | | | | | | | | | |
| ALLEMAGNE RF | | | 1 | 10 | APP F TELEGR TELEPHON FERNSEH | | | | 733 | | | | | |
| ITALIE | | | 2 | 19 | M O N D E T | | | 16 | 111 | VEHIC ROUT AUT QUE AUTOMOBILES | | | | |
| ROYAUME UNI | | | 1 | 1 | FRANCE | | | 7 | 62 | STRASSENFAHRZEUGE O KRAFTANTR | | | | |
| SUEDE | | | 2 | 2 | BELGIQUE LUXBG | | | 1 | 1 | M O N D E T | | | 160 | 235 |
| - DAHOMEY | | | 3 | 3 | PAYS BAS | | | 2 | 14 | FRANCE | | | 44 | 55 |
| ETATS UNIS | | | 1 | 1 | ALLEMAGNE RF | | | 6 | 24 | ALLEMAGNE RF | | | 1 | 3 |
| 715 | | | | - COTE IVOIRE | | | | 1 | ROYAUME UNI | | | 58 | 92 | |
| MACH POUR TRAVAIL DES METAUX | | | | GHANA | | | | 2 | - ALGERIE | | | 1 | 1 | |
| METALLBEARBEITUNGSMASCHINEN | | | | JAPON | | | | 2 | GHANA | | | 12 | 22 | |
| M O N D E T | | | 2 | 7 | HONG KONG | | | | 1 | JAPON | | | 32 | 36 |
| FRANCE | | | 1 | 6 | DIVERS NDA | | | | 1 | DIVERS NDA | | | 12 | 26 |
| 717 | | | | 725 | | | | 734 | | | | | | |
| MACH PR TEXT CUIR MAC A COUDRE | | | | APPAREILS ELECTRODOMESTIQUES | | | | AERONEFS | | | | | | |
| MASCH F TEXTIL LEDER NAEHMASCH | | | | ELEKTRISCHF HAUSHALTSGERAETE | | | | LUFTFAHRZEUGE | | | | | | |
| M O N D E T | | | 7 | 23 | M O N D E T | | | 21 | 45 | M O N D E T | | | | 1 |
| FRANCE | | | 1 | 2 | FRANCE | | | 11 | 20 | FRANCE | | | | 1 |
| ROYAUME UNI | | | 1 | 2 | BELGIQUE LUXBG | | | | 1 | 735 | | | | |
| SUISSE | | | 1 | 5 | PAYS BAS | | | | 3 | BATEAUX | | | | |
| GHANA | | | 1 | 4 | ALLEMAGNE RF | | | | 2 | WASSERFAHRZEUGE | | | | |
| ETATS UNIS | | | 1 | 3 | - SENEGAL | | | | 1 | M O N D E T | | | 3034 | 1199 |
| DIVERS NDA | | | 3 | 7 | - COTE IVOIRE | | | | 1 | FRANCE | | | 1182 | 384 |
| 718 | | | | ETATS UNIS | | | | 2 | MAROC | | | 2 | 5 | |
| MACH PR AUT INDUS SPECIALISEES | | | | 726 | | | | - COTE IVOIRE | | | 1850 | 809 | | |
| MASCH F BESOND GEN INDUSTRIEN | | | | APP ELEC MEDICALE ET RADIOLOG | | | | | | | | | | |
| M O N D E T | | | 615 | 617 | APP F ELEKTROMEDIZIN BESTRAHL | | | | 812 | | | | | |
| FRANCE | | | 51 | 54 | M O N D E T | | | 1 | 7 | APP SANIT HYG CHAUFF ECLAIRAGE | | | | |
| BELGIQUE LUXBG | | | 9 | 9 | FRANCE | | | 1 | 6 | SANITAER U HYG ARTKL HEIZK USW | | | | |
| ALLEMAGNE RF | | | 496 | 476 | ALLEMAGNE RF | | | | 1 | M O N D E T | | | 538 | 339 |
| ITALIE | | | 1 | 2 | | | | | 1 | FRANCE | | | 150 | 89 |
| ROYAUME UNI | | | 25 | 1 | 729 | | | | BELGIQUE LUXBG | | | 15 | 6 | |
| SUISSE | | | 18 | 25 | MACH ET APP ELECTRIQUES N D A | | | | ALLEMAGNE RF | | | 62 | 75 | |
| - COTE IVOIRE | | | 4 | 3 | ELEKTR MASCHINEN U APP A N G | | | | ITALIE | | | 3 | 2 | |
| GHANA | | | 3 | 7 | M O N D E T | | | 154 | 176 | ROYAUME UNI | | | 41 | 27 |
| - DAHOMEY | | | 24 | 17 | FRANCE | | | 42 | 89 | SUEDE | | | | 1 |
| ETATS UNIS | | | 7 | 18 | ALLEMAGNE RF | | | 7 | 14 | AUTRICHE | | | 11 | 6 |
| DIVERS NDA | | | 1 | 5 | ITALIE | | | | 1 | YUGOSLAVIE | | | 2 | 1 |
| | | | | ROYAUME UNI | | | 84 | 57 | POLOGNE | | | 69 | 23 | |
| | | | | | | | | | TCHECOSLOVAQUIE | | | 8 | 7 | |
| | | | | | | | | | MAROC | | | 2 | 2 | |
| | | | | | | | | | GHANA | | | 27 | 21 | |
| | | | | | | | | | UNION SUD AFR | | | 2 | 1 | |

Werte: 1000 \$ — Mengen: Tonnen falls nicht anders vermerkt (Abkürzungen siehe Anhang)
Y: siehe im Anhang Anmerkungen zu den Waren

Valeurs: 1000 \$ — Quantités: Tonnes sauf indication contraire (Voir abréviations en Annexe)
Y: voir notes par produits en Annexe

Tab. 2

import 1961

Togo

| WAREN - PRODUIT | | | WAREN - PRODUIT | | | WAREN - PRODUIT | | |
|-------------------------------|-----|---------|--------------------------------|----|---------|-------------------------------|-----|---------|
| MENGES | | WERTE | MENGES | | WERTE | MENGES | | WERTE |
| QUANTITÉ | | VALEUR | QUANTITÉ | | VALEUR | QUANTITÉ | | VALEUR |
| Einheit - Unité | | 1000 \$ | Einheit - Unité | | 1000 \$ | Einheit - Unité | | 1000 \$ |
| Ursprung - Origine | | | Ursprung - Origine | | | Ursprung - Origine | | |
| CHINE CONTINENT | 5 | 2 | 863 | | | 899 | | |
| JAPON | 2 | 2 | FILMS CINEMA IMPRES ET DEVELOP | | | ARTICLES MANUFACTURES NDA | | |
| HONG KONG | 105 | 53 | KINOFILME BELICHTET ENTWICKELT | | | BEARBEITETE WAREN A N G | | |
| DIVERS NDA | 32 | 22 | | | | | | |
| | | | M O N D E T | 7 | 34 | M O N D E T | 434 | 290 |
| 821 | | | FRANCE | 7 | 33 | FRANCE | 14 | 21 |
| NEUBLES | | | | | | BELGIQUE LUXBG | 23 | 19 |
| MOEBEL | | | 864 | | | ALLEMAGNE RF | 2 | 3 |
| | | | HORLOGERIE | | | SUEDE | 223 | 162 |
| M O N D E T | 161 | 147 | UHREN | | | FINLANDE | 25 | 16 |
| FRANCE | 85 | 103 | | | | AUTRICHE | 11 | 6 |
| PAYS BAS | 3 | 3 | M O N D E T | 2 | 23 | U R S S | 6 | 3 |
| ALLEMAGNE RF | 2 | 1 | FRANCE | 1 | 5 | TCHECOSLOVAQUIE | 47 | 24 |
| ROYAUME UNI | 62 | 31 | ALLEMAGNE RF | 1 | 3 | MAROC | 1 | 1 |
| TCHECOSLOVAQUIE | 2 | 3 | SUISSE | 1 | 5 | GHANA | 43 | 20 |
| MAROC | 1 | 1 | U R S S | 1 | 7 | JAPON | 2 | 2 |
| *COTE IVOIRE | 1 | 1 | TCHECOSLOVAQUIE | 1 | 1 | DIVERS NDA | 34 | 14 |
| GHANA | 1 | 1 | JAPON | 1 | 1 | | | |
| *DAHOMY | 1 | 1 | | | | 951 | | |
| HONG KONG | 1 | 1 | 891 | | | ARMURERIE MUNITIONS DE GUERRE | | |
| DIVERS NDA | 1 | 1 | INSTR MUSIQUE PHONOS DISQUES | | | KRIEGSWAFFEN UND MUNITION | | |
| | | | MUSIKINSTR PLATTENSP SCHALLPL | | | | | |
| 831 | | | | | | M O N D E T | | 2 |
| ART VOYAGE SACS A MAIN ET SIM | | | M O N D E T | 6 | 43 | FRANCE | | 2 |
| REISEARTIKEL TAESCHNERW U DGL | | | FRANCE | 3 | 23 | | | |
| | | | PAYS BAS | 1 | 3 | | | |
| M O N D E T | 26 | 37 | ALLEMAGNE RF | 2 | 13 | | | |
| FRANCE | 13 | 25 | ITALIE | 1 | 1 | | | |
| PAYS BAS | 1 | 1 | ETATS UNIS | 1 | 2 | | | |
| ITALIE | 1 | 1 | | | | | | |
| TCHECOSLOVAQUIE | 7 | 5 | 892 | | | | | |
| GHANA | 4 | 2 | OUVRAGES IMPRIMES | | | | | |
| HONG KONG | 1 | 2 | DRUCKEREI ERZEUGNISSE | | | | | |
| | | | | | | | | |
| 841 | | | M O N D E T | 73 | 129 | | | |
| VETEMENTS | | | FRANCE | 64 | 115 | | | |
| BEKLEIDUNG | | | ALLEMAGNE RF | 1 | 1 | | | |
| | | | ROYAUME UNI | 1 | 4 | | | |
| M O N D E T | 60 | 254 | *ALGERIE | 1 | 2 | | | |
| FRANCE | 20 | 130 | *SENEGAL | 1 | 1 | | | |
| ALLEMAGNE RF | 7 | 17 | *COTE IVOIRE | 3 | 3 | | | |
| POLOGNE | 1 | 1 | *DAHOMY | 1 | 1 | | | |
| TCHECOSLOVAQUIE | 3 | 11 | ETATS UNIS | 1 | 1 | | | |
| *SENEGAL | 1 | 1 | | | | | | |
| GHANA | 13 | 23 | 893 | | | | | |
| CANADA | 1 | 2 | ARTICLES EN MATIERES PLASTIQ | | | | | |
| JAPON | 3 | 48 | KUNSTSTOFFWAREN | | | | | |
| HONG KONG | 3 | 6 | | | | | | |
| DIVERS NDA | 11 | 15 | M O N D E T | 51 | 89 | | | |
| | | | FRANCE | 43 | 80 | | | |
| 851 | | | BELGIQUE LUXBG | 2 | 2 | | | |
| CHAUSSURES | | | ALLEMAGNE RF | 2 | 3 | | | |
| SCHUHE | | | SUISSE | 2 | 2 | | | |
| | | | GHANA | 1 | 1 | | | |
| M O N D E T | 68 | 156 | 894 | | | | | |
| FRANCE | 35 | 91 | VOIT ENFANTS ART SPORT JOUETS | | | | | |
| MAROC | 1 | 2 | KINDERWAGEN SPORTART SPIELZG | | | | | |
| TUNISIE | 1 | 1 | | | | | | |
| *SENEGAL | 26 | 54 | M O N D E T | 17 | 23 | | | |
| GHANA | 2 | 2 | FRANCE | 6 | 13 | | | |
| *DAHOMY | 1 | 1 | ALLEMAGNE RF | 1 | 1 | | | |
| JAPON | 1 | 3 | ROYAUME UNI | 1 | 1 | | | |
| HONG KONG | 1 | 1 | GHANA | 6 | 5 | | | |
| DIVERS NDA | 1 | 1 | JAPON | 1 | 1 | | | |
| | | | DIVERS NDA | 3 | 2 | | | |
| 861 | | | | | | | | |
| APP SCIENTIF ET D OPTIQUE | | | 895 | | | | | |
| FEINMECH U OPT ERZEUGNISSE | | | ARTICLES DE BUREAU | | | | | |
| | | | BUEROBEDARF | | | | | |
| M O N D E T | 17 | 120 | | | | | | |
| FRANCE | 15 | 84 | M O N D E T | 62 | 49 | | | |
| ALLEMAGNE RF | 2 | 30 | FRANCE | 57 | 44 | | | |
| ROYAUME UNI | 1 | 1 | ALLEMAGNE RF | 1 | 2 | | | |
| SUISSE | 2 | 2 | GHANA | 3 | 1 | | | |
| AUTRICHE | 1 | 1 | | | | | | |
| *DAHOMY | 1 | 1 | 897 | | | | | |
| JAPON | 1 | 1 | BIJOUTERIE JOAILLERIE ORFEVRE | | | | | |
| | | | SCHMUCK GOLD UND SILBERWAREN | | | | | |
| 862 | | | | | | | | |
| FOURNITURES PHOTOCINEMA | | | M O N D E T | 1 | 13 | | | |
| PHOTOCHEMISCHE ERZEUGNISSE | | | FRANCE | 1 | 13 | | | |
| | | | | | | | | |
| M O N D E T | 7 | 21 | | | | | | |
| FRANCE | 6 | 18 | | | | | | |
| ALLEMAGNE RF | 1 | 3 | | | | | | |

Werte : 1000 \$ — Mengen : Tonnes falls nicht anders vermerkt (Abkürzungen siehe Anhang)
 Y : siehe im Anhang Anmerkungen zu den Waren

Valeurs : 1000 \$ — Quantités : Tonnes sauf indication contraire (Voir abréviations en Annexe)
 Y : voir notes par produits en Annexe

Tab. 2

import 1961

Dahome

Dahomey

| WAREN - PRODUIT | | | WAREN - PRODUIT | | | WAREN - PRODUIT | | |
|--|-----------------|---------|--------------------------------|-----------------|---------|--|-----------------|---------|
| Menge | | Werte | Menge | | Werte | Menge | | Werte |
| Quantité | Unité | | Quantité | Unité | | Quantité | Unité | |
| Ursprung - Origine | Einheit - Unité | 1000 \$ | Ursprung - Origine | Einheit - Unité | 1000 \$ | Ursprung - Origine | Einheit - Unité | 1000 \$ |
| 0 1 PROD ALIMENTAIRES BOISSONS TAPAC NAHRUNGS UND GENUSSMITTEL | | | 023 BEURRE BUTTER | | | • TOGO REP 175 10 NICERIA 147 15 ETATS UNIS 102 11 | | |
| M O N D E | T | 5038 | M O N D E | T | 43 | 047 | | |
| FRANCE | | 2543 | FRANCE | | 22 | SEMOULE FARINE AUTRES CEREALES | | |
| BELGIQUE LUXBG | | 4 | PAYS BAS | | 19 | GRIESS UND MEHL A AND GETREIDE | | |
| PAYS BAS | | 177 | DANEMARK | | 2 | M O N D E | T | 1237 |
| ALLEMAGNE RF | | 30 | | | | FRANCE | | 259 |
| ITALIE | | 46 | | | | ETATS UNIS | | 978 |
| ROYAUME UNI | | 126 | 024 | | | 048 | | |
| SUEDE | | 1 | FROMAGE ET CAILLEBOTTE | | | PREPAR DE CEREALES DE FARINES | | |
| DANEMARK | | 8 | KAESE UND QUARK | | | ZUBEREITUNGEN A GETREIDEMEHL | | |
| SUISSE | | 5 | M O N D E | T | 68 | M O N D E | T | 1767 |
| PORTUGAL | | 4 | FRANCE | | 41 | FRANCE | | 1108 |
| ESPAGNE | | 4 | PAYS BAS | | 5 | PAYS BAS | | 12 |
| YUGOSLAVIE | | 8 | SUISSE | | 3 | ROYAUME UNI | | 6 |
| TCHECOSLOVAQUIE | | 5 | ETATS UNIS | | 18 | DANEMARK | | 3 |
| MAROC | | 83 | 025 | | | MAROC | | 31 |
| • ALGERIE | | 609 | OEUFS D CISEAUX | | | • ALGERIE | | 6 |
| • NICER | | 1 | VOGELIEIER | | | • SENEGAL | | 560 |
| • SENEGAL | | 498 | M O N D E | T | 5 | • COTE IVOIRE | | 23 |
| • COTE IVOIRE | | 26 | FRANCE | | 3 | NIGERIA | | 16 |
| • TOGO REP | | 185 | MAROC | | 2 | 051 | | |
| NIGERIA | | 64 | 031 | | | FRUITS FRAIS NOIX SAUF OLEAGIN | | |
| • CAMEROUN | | 5 | POISSONS | | | OBST UND SUEDFR FRISCH NUESSE | | |
| • MALCACHÉ REP | | 13 | FISCH | | | M O N D E | T | 51 |
| UNION SUD AFR | | 1 | M O N D E | T | 163 | FRANCE | | 34 |
| AFR ESPAGN NS | | 3 | FRANCE | | 10 | MAROC | | 10 |
| ETATS UNIS | | 312 | • TOGO REP | | 150 | • ALGERIE | | 3 |
| BRESIL | | 1 | 032 | | | • COTE IVOIRE | | 3 |
| CHINE CONTINENT | | 40 | PREP CONSERV POISSONS ET CRUST | | | 052 | | |
| HONG KONG | | 45 | FISCHZUBEREITUNGEN U KONSERVEN | | | FRUITS SECHES OU DESHYDRATES | | |
| CAMBODGE | | 182 | M O N D E | T | 63 | TROCKENFRUECHTE | | |
| 001 | | | FRANCE | | 10 | M O N D E | T | 2 |
| ANIMAUX VIVANTS | | | • TOGO REP | | 150 | FRANCE | | 2 |
| LEBENDE TIERE | | | 041 | | | 053 | | |
| M O N D E | T | 82 | FROMENT EPEAUTRE METEIL | | | PREP ET CONSERVES DE FRUITS | | |
| • TOGO REP | | 82 | WEIZEN SPELZ UND MENCKORN | | | OBST SUEDFR ZUBEREIT KONSERVEN | | |
| 011 | | | M O N D E | T | 63 | M O N D E | T | 38 |
| VIANDE FRAICHE REFRIG CONCELEE | | | FRANCE | | 10 | FRANCE | | 21 |
| FLEISCH FRISCH GEKUEHLT GEFR | | | PAYS BAS | | 14 | PAYS BAS | | 2 |
| M O N D E | T | 26 | ESPAGNE | | 1 | ITALIE | | 5 |
| FRANCE | | 21 | MAROC | | 29 | MAROC | | 5 |
| • CAMEROUN | | 5 | • SENEGAL | | 3 | • ALGERIE | | 3 |
| 012 | | | • TOGO REP | | 3 | • COTE IVOIRE | | 2 |
| VIANDES ETC SECHES SALES FUMES | | | UNION SUD AFR | | 2 | 054 | | |
| FLEISCH USW EINFACH ZUBEREITET | | | 042 | | | LEGUMES PLANTES TUBERC ALIMENT | | |
| M O N D E | T | 2 | RIZ | | | GEMUESE PFLANZEN KNOLLEN FERN | | |
| FRANCE | | 2 | REIS | | | M O N D E | T | 974 |
| 013 | | | M O N D E | T | 2689 | FRANCE | | 478 |
| PREP ET CONSERVES DE VIANDE | | | FRANCE | | 53 | ALLEMAGNE RF | | 5 |
| FLEISCHZUBEREITUNGEN KONSERVEN | | | PAYS BAS | | 148 | YUGOSLAVIE | | 5 |
| M O N D E | T | 60 | • TOGO REP | | 420 | CHINE CONTINENT | | 3 |
| FRANCE | | 51 | NIGERIA | | 76 | ETATS UNIS | | 7 |
| PAYS BAS | | 5 | ETATS UNIS | | 7 | CHINE CONTINENT | | 310 |
| DANEMARK | | 1 | CHINE CONTINENT | | 40 | HONG KONG | | 336 |
| • TOGO REP | | 1 | HONG KONG | | 336 | CAMBODGE | | 1346 |
| NIGERIA | | 2 | CAMBODGE | | 1346 | 044 | | |
| BRESIL | | 1 | 046 | | | MAIS | | |
| 022 | | | SEMOULE ET FARINE DE FROMENT | | | MAIS | | |
| LAIT ET CREME DE LAIT | | | GRIESS UND MEHL AUS WEIZEN | | | M O N D E | T | 26 |
| MILCH UND RAHM | | | M O N D E | T | 26 | • TOGO REP | | 22 |
| M O N D E | T | 500 | FRANCE | | 2857 | 055 | | |
| FRANCE | | 173 | FRANCE | | 927 | PREPARAT ET CONSERV DE LEGUMES | | |
| PAYS BAS | | 206 | • SENEGAL | | 1505 | ZUBEREITUNGEN A GEMUESE USW | | |
| SUEDE | | 2 | 047 | | | M O N D E | T | 1530 |
| DANEMARK | | 7 | SEMOULE ET FARINE DE FROMENT | | | FRANCE | | 80 |
| • ALGERIE | | 3 | GRIESS UND MEHL AUS WEIZEN | | | BELGIQUE LUXBG | | 9 |
| • TOGO REP | | 6 | M O N D E | T | 2857 | ITALIE | | 133 |
| ETATS UNIS | | 105 | FRANCE | | 927 | • ALGERIE | | 3 |
| | | | • SENEGAL | | 1505 | • TOGO REP | | 1210 |
| | | | | | | NIGERIA | | 93 |

Werte : 1000 \$ — Mergen : Tonnen falls nicht anders vermerkt (Abkürzungen siehe Anhang)
Y : siehe im Anhang Anmerkungen zu den Waren

Valeurs : 1000 \$ — Quantités : Tonnes sauf indication contraire (Voir abréviations en Annexe)
Y : voir notes par produits en Annexe

Tab. 2

import 1961

| WAREN - PRODUIT | | | MENZE QUANTITÉ | | | WERTE VALEUR | | | WAREN - PRODUIT | | | MENZE QUANTITÉ | | | WERTE VALEUR | | | WAREN - PRODUIT | | | MENZE QUANTITÉ | | | WERTE VALEUR | | |
|--|---|------|-------------------|----------------|---|-----------------|-----|---------------|---|------|-----|-------------------|--|--|-----------------|--|--|---|--|--|-------------------|--|--|-----------------|--|--|
| ↳ Ursprung - Origine | | | ↳ Einheit - Unité | | | ↳ 1000 \$ | | | ↳ Ursprung - Origine | | | ↳ Einheit - Unité | | | ↳ 1000 \$ | | | ↳ Ursprung - Origine | | | ↳ Einheit - Unité | | | ↳ 1000 \$ | | |
| 061 SUCRE ET MIEL ZUCKER UND HONIG | | | | | | | | | 111 BOISSONS N ALC SAUF JUS FRUITS ALKOHOLFREIE GETRAENKE | | | | | | | | | 265 FIBRE VEGET SAUF COTON ET JUTE PFLANZLICHE SPINNSTOFFE | | | | | | | | |
| M O N D E | T | 5346 | 1084 | M O N D E | T | 247 | 39 | M O N D E | T | 2 | 1 | | | | | | | | | | | | | | | |
| FRANCE | | 5088 | 1027 | FRANCE | | 219 | 31 | FRANCE | | 2 | 1 | | | | | | | | | | | | | | | |
| • TOGO REP | | 250 | 55 | • SENEGAL | | 23 | 7 | | | | | | | | | | | | | | | | | | | |
| • MALGACHE REP | | 10 | 2 | NIGERIA | | 3 | 1 | | | | | | | | | | | | | | | | | | | |
| 062 PREPARATIONS A BASE DE SUCRE ZUCKERWAREN | | | | | | | | | 112 BOISSONS ALCOOLIQUEES ALKOHOLISCHE GETRAENKE | | | | | | | | | 267 FRIPERIE DRILLES CHIFFONS ABFAELLE V SPINNST U LUMPEN | | | | | | | | |
| M O N D E | T | 212 | 91 | M O N D E | T | 2723 | 681 | M O N D E | T | 72 | 31 | | | | | | | | | | | | | | | |
| FRANCE | | 31 | 16 | FRANCE | | 2213 | 490 | FRANCE | | 16 | 6 | | | | | | | | | | | | | | | |
| PAYS BAS | | 3 | 3 | PAYS BAS | | 112 | 41 | • TOGO REP | | 12 | 2 | | | | | | | | | | | | | | | |
| ROYAUME UNI | | 4 | 2 | ALLEMAGNE RF | | 101 | 22 | NIGERIA | | 44 | 23 | | | | | | | | | | | | | | | |
| • SENEGAL | | 169 | 68 | ITALIE | | 2 | 1 | | | | | | | | | | | | | | | | | | | |
| • COTE IVOIRE | | 5 | 2 | ROYAUME UNI | | 68 | 88 | | | | | | | | | | | | | | | | | | | |
| 071 CAFE KAFFEE | | | | | | | | | 121 TABACS BRUTS ET DECHETS ROHTABAK UND TABAKABFAELLE | | | | | | | | | 273 PIERRES CONSTRUC SABL GRAVIERS WERKSTEINE SAND UND KIES | | | | | | | | |
| M O N D E | T | 10 | 27 | M O N D E | T | 171 | 211 | M O N D E | T | 127 | 6 | | | | | | | | | | | | | | | |
| FRANCE | | 9 | 24 | ITALIE | | 5 | 6 | FRANCE | | 46 | 4 | | | | | | | | | | | | | | | |
| • COTE IVOIRE | | 2 | 3 | MAROC | | 16 | 12 | • TOGO REP | | 63 | 1 | | | | | | | | | | | | | | | |
| 073 CHOCOLAT ET PREP AU CACAO SCHOKOLADE U SCHOKOLADEWAREN | | | | | | | | | 122 TABACS MANUFACTURES TABAKWAREN | | | | | | | | | 274 SOUFRE PYRITES DE FER NON GRIL SCHWEFEL U N GER SCHWEFELKIES | | | | | | | | |
| M O N D E | T | 8 | 12 | M O N D E | T | 331 | 654 | M O N D E | T | 70 | 3 | | | | | | | | | | | | | | | |
| FRANCE | | 8 | 12 | FRANCE | | 18 | 46 | FRANCE | | 4 | 1 | | | | | | | | | | | | | | | |
| 074 THE ET MATE TEE UND MATE | | | | | | | | | 2 4 MATIERES PREMIERES ROHSTOFFE | | | | | | | | | 275 ABRASIFS NATURELS DIAM INDUST NATUERLICHE SCHLEIFMITTEL | | | | | | | | |
| M O N D E | T | 2 | 4 | M O N D E | T | 538 | | M O N D E | T | 11 | 2 | | | | | | | | | | | | | | | |
| ROYAUME UNI | | 2 | 4 | FRANCE | | 45 | | FRANCE | | 11 | 2 | | | | | | | | | | | | | | | |
| 075 EPICES GEWUERZE | | | | | | | | | 276 AUTRES PRODUITS MINERAUX BRUTS ANDERE MINERALISCHE ROHSTOFFE | | | | | | | | | 291 MAT BRUTES ORIG ANIMALE NDA ROHSTOFFE TIER URSPRUNGS A N G | | | | | | | | |
| M O N D E | T | 25 | 18 | M O N D E | T | 2 | 12 | M O N D E | T | 8040 | 196 | | | | | | | | | | | | | | | |
| FRANCE | | 7 | 6 | FRANCE | | 1 | 1 | FRANCE | | 94 | 8 | | | | | | | | | | | | | | | |
| • MALGACHE REP | | 13 | 11 | BELGIQUE LUXBG | | 1 | 2 | ITALIE | | 20 | 1 | | | | | | | | | | | | | | | |
| 081 ALIMENTS POUR ANIMAUX FUTTERMittel | | | | | | | | | 292 MAT BRUTES ORIG VEGETALE NDA ROHSTOFFE PFL URSPRUNGS A N G | | | | | | | | | 3 PRODUITS ENERGETIQUES BRENNSTOFFE | | | | | | | | |
| M O N D E | T | 37 | 8 | M O N D E | T | 22 | 2 | M O N D E | T | 313 | 57 | | | | | | | | | | | | | | | |
| FRANCE | | 37 | 8 | FRANCE | | 3 | 1 | FRANCE | | 2 | 7 | | | | | | | | | | | | | | | |
| 091 MARGARINE ET GRAISSES ALIMENT MARGARINE UND AND SPEISEFETTE | | | | | | | | | 243 BOIS FACONNES OU SIMPL TRAV HOLZ EINFACH BEARBEITET | | | | | | | | | 292 MAT BRUTES ORIG VEGETALE NDA ROHSTOFFE PFL URSPRUNGS A N G | | | | | | | | |
| M O N D E | T | 5 | 4 | M O N D E | T | 1211 | 80 | M O N D E | T | 2 | 1 | | | | | | | | | | | | | | | |
| FRANCE | | 5 | 4 | FRANCE | | 19 | 2 | FRANCE | | 2 | 7 | | | | | | | | | | | | | | | |
| 099 PREPARATIONS ALIMENTAIRES NDA NAHRUNGSMITTELZUBEREIT A N G | | | | | | | | | 2 4 MATIERES PREMIERES ROHSTOFFE | | | | | | | | | 292 MAT BRUTES ORIG VEGETALE NDA ROHSTOFFE PFL URSPRUNGS A N G | | | | | | | | |
| M O N D E | T | 79 | 42 | M O N D E | T | 538 | | M O N D E | T | 313 | 57 | | | | | | | | | | | | | | | |
| FRANCE | | 31 | 19 | FRANCE | | 45 | | FRANCE | | 2 | 7 | | | | | | | | | | | | | | | |
| ROYAUME UNI | | 18 | 16 | BELGIQUE LUXBG | | 1 | 2 | MAROC | | 75 | 8 | | | | | | | | | | | | | | | |
| SUISSE | | 1 | 1 | ITALIE | | 1 | 1 | • COTE IVOIRE | | 59 | 17 | | | | | | | | | | | | | | | |
| MAROC | | 21 | 3 | ROYAUME UNI | | 21 | 8 | • TOGO REP | | 51 | 8 | | | | | | | | | | | | | | | |
| • SENEGAL | | 3 | 1 | MAROC | | 8 | 3 | NIGERIA | | 126 | 17 | | | | | | | | | | | | | | | |
| NIGERIA | | 4 | 2 | • ALGERIE | | 1 | 1 | | | | | | | | | | | | | | | | | | | |
| 099 PREPARATIONS ALIMENTAIRES NDA NAHRUNGSMITTELZUBEREIT A N G | | | | | | | | | 291 MAT BRUTES ORIG ANIMALE NDA ROHSTOFFE TIER URSPRUNGS A N G | | | | | | | | | 292 MAT BRUTES ORIG VEGETALE NDA ROHSTOFFE PFL URSPRUNGS A N G | | | | | | | | |
| M O N D E | T | 79 | 42 | M O N D E | T | 22 | 2 | M O N D E | T | 313 | 57 | | | | | | | | | | | | | | | |
| FRANCE | | 31 | 19 | FRANCE | | 3 | 1 | FRANCE | | 2 | 7 | | | | | | | | | | | | | | | |
| ROYAUME UNI | | 18 | 16 | BELGIQUE LUXBG | | 1 | 2 | MAROC | | 75 | 8 | | | | | | | | | | | | | | | |
| SUISSE | | 1 | 1 | ITALIE | | 1 | 1 | • COTE IVOIRE | | 59 | 17 | | | | | | | | | | | | | | | |
| MAROC | | 21 | 3 | ROYAUME UNI | | 21 | 8 | • TOGO REP | | 51 | 8 | | | | | | | | | | | | | | | |
| • SENEGAL | | 3 | 1 | MAROC | | 8 | 3 | NIGERIA | | 126 | 17 | | | | | | | | | | | | | | | |
| NIGERIA | | 4 | 2 | • ALGERIE | | 1 | 1 | | | | | | | | | | | | | | | | | | | |
| 243 BOIS FACONNES OU SIMPL TRAV HOLZ EINFACH BEARBEITET | | | | | | | | | 291 MAT BRUTES ORIG ANIMALE NDA ROHSTOFFE TIER URSPRUNGS A N G | | | | | | | | | 292 MAT BRUTES ORIG VEGETALE NDA ROHSTOFFE PFL URSPRUNGS A N G | | | | | | | | |
| M O N D E | T | 1211 | 80 | M O N D E | T | 538 | | M O N D E | T | 313 | 57 | | | | | | | | | | | | | | | |
| FRANCE | | 19 | 2 | FRANCE | | 45 | | FRANCE | | 2 | 7 | | | | | | | | | | | | | | | |
| • SENEGAL | | 2 | 1 | BELGIQUE LUXBG | | 1 | 2 | MAROC | | 75 | 8 | | | | | | | | | | | | | | | |
| • COTE IVOIRE | | 646 | 62 | ITALIE | | 1 | 1 | • COTE IVOIRE | | 59 | 17 | | | | | | | | | | | | | | | |
| NIGERIA | | 520 | 13 | ROYAUME UNI | | 21 | 8 | • TOGO REP | | 51 | 8 | | | | | | | | | | | | | | | |
| • CAMEROUN | | 22 | 2 | MAROC | | 8 | 3 | NIGERIA | | 126 | 17 | | | | | | | | | | | | | | | |

Werte: 1000 \$ — Mengen: Tonnen falls nicht anders vermerkt (Abkürzungen siehe Anhang)
Y: siehe im Anhang Anmerkungen zu den Waren

Valeurs: 1000 \$ — Quantités: Tonnes sauf indication contraire (Voir abréviations en Annexe)
Y: voir notes par produits en Annexe

Tab. 2

import 1961

Dahome

Dahomey

| WAREN - PRODUIT | | | MENGES QUANTITÉ | | | WERTE VALEUR | | | WAREN - PRODUIT | | | MENGES QUANTITÉ | | | WERTE VALEUR | | | WAREN - PRODUIT | | | MENGES QUANTITÉ | | | WERTE VALEUR | | |
|--|--|--|---------------------|--|--|-----------------|--|--|---|--|--|---------------------|--|--|-----------------|--|--|---|--|--|---------------------|--|--|-----------------|--|--|
| ↓ Ursprung - Origine ↓ | | | ↓ Einheit - Unité ↓ | | | 1000 \$ | | | ↓ Ursprung - Origine ↓ | | | ↓ Einheit - Unité ↓ | | | 1000 \$ | | | ↓ Ursprung - Origine ↓ | | | ↓ Einheit - Unité ↓ | | | 1000 \$ | | |
| <p>• SENEGAL 73 • COTE IVOIRE 3 GHANA 1 • TOGO REP 4 NIGERIA 95 ETATS UNIS 4 FED INDES OCC 6 ANTILLES NEER 1033 PANAMA REP 10 VENEZUELA 380 IRAK 67 PROVISIONS BORD 2</p> <p>321 CHARBON COQUES ET AGGLOMERES KOHLE KOKS UND BRIKETS</p> <p>M O N D E T 60 4 FRANCE 60 4</p> <p>332 PRODUITS DERIVES DU PETROLE ERDOLDESTILLATIONSERZEUGNISSE</p> <p>M O N D E T 23141 2097 FRANCE 4673 328 PAYS BAS 19 1 ITALIE 1353 60 ROYAUME UNI 9 2 CANARIES 730 37 • SENEGAL 380 68 • COTE IVOIRE 16 2 GHANA 17 1 • TOGO REP 34 4 NIGERIA 2202 90 ETATS UNIS 37 4 FED INDES OCC 82 6 ANTILLES NEER 23219 1033 PANAMA REP 231 10 VENEZUELA 8621 380 IRAK 1494 67 PROVISIONS BORD 26 2</p> <p>341 GAZ NATURELS ET GAZ D USINE ERDGAS UND INDUSTRIEGAS</p> <p>M O N D E T 169 39 FRANCE 134 28 • SENEGAL 8 5 • COTE IVOIRE 1 1 NIGERIA 25 5</p> <p>411 CORPS GRAS D ORIGINE ANIMALE TIERISCHE FATTE UND OELE</p> <p>M O N D E T 4 1 FRANCE 4 1</p> <p>421 HUILES VEGETALES FIXES DOUCES FETTE PFLANZL OELE MILD</p> <p>M O N D E T 351 150 FRANCE 19 9 • SENEGAL 332 141</p> <p>422 AUTRES HUILES VEGETALES FIXES ANDERE FATTE PFLANZLICHE OELE</p> <p>M O N D E T 19 0 FRANCE 3 2 BELGIQUE LUXBO 13 5 NIGERIA 2 1</p> <p>5 6 B AUTRES PRODUITS INDUSTRIELS ANDERE INDUSTRIELLE ERZEUGNISSE</p> <p>M O N D E 11613 FRANCE 7393 BELGIQUE LUXBO 546</p> | | | | | | | | | <p>PAYS BAS 167 ALLEMAGNE RF 355 ITALIE 48 ROYAUME UNI 239 NORVEGE 7 SUEDE 10 FINLANDE 12 DANEMARK 1 SUISSE 4 AUTRICHE 9 PORTUGAL 1 ESPAGNE 10 YUGOSLAVIE 5 POLOGNE 6 TCHECOSLOVAQUIE 8 MAROC 116 • ALGERIE 29 • SENEGAL 808 • COTE IVOIRE 625 • TOGO REP 276 NIGERIA 218 AFR OC BRIT NS 22 • CAMEROUN 5 UNION SUD AFR 2 AFR ESPAGN NS 1 ETATS UNIS 30 ANTILLES NEER 2 ISRAEL 3 PAKISTAN 239 UNION INDIENNE 128 CHINE CONTINENT 1 JAPON 2 HONG KONG 253 CAMBODGE 14</p> <p>512 PRODUITS CHIMIQUES ORGANIQUES ORGANISCHE CHEM ERZEUGNISSE</p> <p>M O N D E T 52 38 FRANCE 47 32 • COTE IVOIRE 2 2 • TOGO REP 1 3</p> <p>513 ELEMENTS CHIMIQUES INORGANI ANORGANISCHE CHEM GRUNDSTOFFE</p> <p>M O N D E T 373 43 FRANCE 296 37 PAYS BAS 5 1 ALLEMAGNE RF 47 4</p> <p>514 AUTRES PROD CHIM INORGANIQUE AND ANORGAN CHEM ERZEUGNISSE</p> <p>M O N D E T 249 37 FRANCE 175 29 ALLEMAGNE RF 9 1 NIGERIA 41 4 UNION SUD AFR 15 2 AFR ESPAGN NS 9 1</p> <p>521 GOUDRONS MINER DERIV CHIM BRUT TEER UND TEERERZEUGNISSE</p> <p>M O N D E T 32 4 FRANCE 12 2 ROYAUME UNI 20 2</p> <p>531 COLOR DU GOUDR INDIGO NAT ETC SYNT ORG FARBST NAT INDIGO USW</p> <p>M O N D E T 1 1 FRANCE 1 1</p> <p>533 PIGMENTS PEINTURES VERNIS PIGMENTE FARBEN LACKE USW</p> <p>M O N D E T 259 169 FRANCE 194 117 PAYS BAS 1 1 ROYAUME UNI 1 1</p> | | | | | | | | | <p>MAROC 6 3 • SENEGAL 48 44 NIGERIA 1 1 AFR OC BRIT NS 1 1</p> <p>541 PRODUITS MEDICIN ET PHARMACEUT MEDIZIN U PHARM ERZEUGNISSE</p> <p>M O N D E T 209 606 FRANCE 133 405 MAROC 1 • SENEGAL 22 116 • COTE IVOIRE 52 70 ETATS UNIS 2 14</p> <p>551 HUILES ESSENTIELLES PROD AROMA AETHERISCHE OELE U RIECHSTOFFE</p> <p>M O N D E T 6 17 FRANCE 6 13 • COTE IVOIRE 1 3</p> <p>553 PARFUMERIE ET PROD DE BEAUTE RIECH UND SCHOENHEITSMITTEL</p> <p>M O N D E T 113 123 FRANCE 46 74 ITALIE 1 1 ROYAUME UNI 44 27 • ALGERIE 6 8 • COTE IVOIRE 9 10 • TOGO REP 4 1 NIGERIA 2 1</p> <p>554 SAVONS PRODUITS D ENTRETIEN SEIFEN PUTZ UND WASCHMITTEL</p> <p>M O N D E T 253 119 FRANCE 214 106 ROYAUME UNI 9 6 • ALGERIE 3 2 • TOGO REP 8 1 NIGERIA 19 3</p> <p>561 ENGRAIS MANUFACTURES CHEMISCHE DUENGMITTEL</p> <p>M O N D E T 107 8 FRANCE 106 8</p> <p>571 EXPLOSIFS SPRENGSTOFFE</p> <p>M O N D E T 102 86 FRANCE 98 81 • COTE IVOIRE 4 4</p> <p>581 MATIERES PLASTIQUES RESIN ART KUNSTSTOFFE KUNSTHARZE USW</p> <p>M O N D E T 55 66 FRANCE 46 57 BELGIQUE LUXBO 7 7 ITALIE 2 3</p> <p>599 PRODUITS CHIMIQUES NDA CHEMISCHE ERZEUGNISSE A M G</p> <p>M O N D E T 241 118 FRANCE 156 85 PAYS BAS 4 3 ALLEMAGNE RF 4 3 ROYAUME UNI 6 3 SUEDE 9 2 MAROC 8 1</p> | | | | | | | | |

Werte: 1000 \$ — Menges: Tonnes falls nicht anders vermerkt (Abkürzungen siehe Anhang)
Y: siehe im Anhang Anmerkungen zu den Waren

Valeurs: 1000 \$ — Quantités: Tonnes sauf indication contraire (Voir abréviations en Annexe)
Y: voir notes par produits en Annexe

Tab. 2

import 1961

| WAREN - PRODUIT | | | MENGE | | WERTE | | WAREN - PRODUIT | | | MENGE | | WERTE | | WAREN - PRODUIT | | | MENGE | | WERTE | | | | | |
|--------------------------------|--|--|-----------------|-----|---------------|--|--------------------------------|-----|------|------------------|-----|-------------------------------|-------|------------------------------|----------------|-----|--------------------------------|------|---------|---------------|------|--|------|-----|
| Ursprung - Origine | | | Quantité | | Valeur | | Ursprung - Origine | | | Quantité | | Valeur | | Ursprung - Origine | | | Quantité | | Valeur | | | | | |
| | | | Einheit - Unité | | 1000 \$ | | | | | Einheit - Unité | | 1000 \$ | | | | | Einheit - Unité | | 1000 \$ | | | | | |
| • SENEGAL | | | 12 | | 8 | | NORVEGE | | | 36 | | 4 | | • TOGO REP | | | 2 | | 4 | | | | | |
| • COTE IVOIRE | | | 4 | | 3 | | SUEDE | | | 20 | | 2 | | NIGERIA | | | 1 | | 1 | | | | | |
| • TOGO REP | | | 10 | | 2 | | NIGERIA | | | 4 | | 2 | | | | | | | | | | | | |
| NIGERIA | | | 22 | | 6 | | 642 | | | | | | | ARTICLES EN MAT TEXTILES NDA | | | | | | | | | | |
| ETATS UNIS | | | 3 | | 1 | | WAREN AUS PAPIER ODER PAPPE | | | | | | | SPINNSTOFFWAREN A N G | | | | | | | | | | |
| 611 | | | | | | | M O N D E T | | | 360 | 256 | M O N D E T | | | 1436 | 570 | FRANCE | | | 109 | 93 | | | |
| CUIRS | | | | | | | FRANCE | | | 293 | 228 | FRANCE | | | 35 | 11 | BELGIQUE LUXBO | | | 6 | 5 | | | |
| LEDER | | | | | | | ITALIE | | | 2 | 1 | PAYS BAS | | | 4 | 5 | ALLEMAGNE RF | | | 7 | 5 | | | |
| M O N D E T | | | 1 | | 3 | | FINLANDE | | | 2 | 1 | ITALIE | | | 4 | 5 | ROYAUME UNI | | | 58 | 29 | | | |
| FRANCE | | | | | 3 | | DANEMARK | | | 1 | 1 | ESPAGNE | | | 2 | 3 | • ALGERIE | | | 1 | 1 | | | |
| 612 | | | | | | | • ALGERIE | | | 14 | 5 | • SENEGAL | | | 1 | 1 | • SENEGAL | | | 31 | 24 | | | |
| ARTICLES MANUFACT EN CUIR NDA | | | | | | | • COTE IVOIRE | | | 40 | 14 | • COTE IVOIRE | | | 4 | 3 | • TOGO REP | | | 8 | 4 | | | |
| WAREN A LEGER KUNSTLEDER A N G | | | | | | | • TOGO REP | | | 4 | 2 | NIGERIA | | | 8 | 5 | PAKISTAN | | | 689 | 239 | | | |
| M O N D E T | | | | | 1 | | 651 | | | | | UNION INDIENNE | | | 358 | 128 | CHINE CONTINENT | | | 3 | 1 | | | |
| FRANCE | | | | | 1 | | FILS DE MATIERES TEXTILES | | | | | CAMBODGE | | | 111 | 14 | | | | | | | | |
| 621 | | | | | | | GARNE AUS SPINNSTOFFEN | | | | | 657 | | | | | COUV PARQUETS TAPIS TAPISSERIE | | | | | | | |
| DEMI PRODUITS EN CAOUTCHOUC | | | | | | | M O N D E T | | | 64 | 121 | FUSSBODENBELAEGE TEPPIGHE USW | | | | | M O N D E T | | | 16 | 6 | | | |
| HALBERZEUGNISSE AUS KAUTSCHUK | | | | | | | FRANCE | | | 21 | 45 | FRANCE | | | 5 | 2 | PAYS BAS | | | 4 | 1 | | | |
| M O N D E T | | | 26 | 44 | ROYAUME UNI | | | 1 | 1 | • SENEGAL | | | 6 | 9 | ROYAUME UNI | | | 4 | 1 | • SENEGAL | | | 2 | 2 |
| FRANCE | | | 23 | 37 | • SENEGAL | | | 6 | 9 | • COTE IVOIRE | | | 28 | 56 | • TOGO REP | | | 3 | 4 | | | | | |
| ALLEMAGNE RF | | | 2 | 5 | • TOGO REP | | | 3 | 4 | NIGERIA | | | 5 | 6 | | | | | | | | | | |
| • SENEGAL | | | 1 | 1 | | | | | | | | | | | | | | | | | | | | |
| • COTE IVOIRE | | | 1 | 1 | | | | | | | | | | | | | | | | | | | | |
| 629 | | | | | | | 652 | | | | | 661 | | | | | CHAUX CEMENTS OUVR PP BATIMENT | | | | | | | |
| ART MANUFACT EN CAOUTCHOUC NDA | | | | | | | TISSUS COTON SAUF TISSUS SPEC | | | | | KALK ZEMENT UND BAUSTOFFE | | | | | M O N D E T | | | 59306 | 1142 | | | |
| BEARB WAREN A KAUTSCHUK A N G | | | | | | | BAUMWOLLGEBE | | | | | FRANCE | | | 48008 | 916 | BELGIQUE LUXBO | | | 7650 | 137 | | | |
| M O N D E T | | | 375 | 625 | M O N D E T | | | 933 | 2523 | FRANCE | | | 491 | 1504 | PAYS BAS | | | 30 | 134 | PAYS BAS | | | 523 | 9 |
| FRANCE | | | 183 | 285 | PAYS BAS | | | 30 | 134 | ALLEMAGNE RF | | | 7 | 17 | ALLEMAGNE RF | | | 23 | 24 | • COTE IVOIRE | | | 144 | 289 |
| PAYS BAS | | | 1 | 1 | ITALIE | | | 13 | 26 | ROYAUME UNI | | | 31 | 126 | • TOGO REP | | | 11 | 2 | NIGERIA | | | 2 | 1 |
| ALLEMAGNE RF | | | 23 | 24 | ESPAGNE | | | 3 | 7 | YUGOSLAVIE | | | 3 | 5 | • SENEGAL | | | 147 | 330 | • COTE IVOIRE | | | 1 | 3 |
| • SENEGAL | | | 12 | 21 | • SENEGAL | | | 147 | 330 | • COTE IVOIRE | | | 1 | 3 | • TOGO REP | | | 71 | 163 | NIGERIA | | | 21 | 44 |
| • COTE IVOIRE | | | 144 | 289 | • TOGO REP | | | 71 | 163 | ISRAEL | | | 1 | 3 | HONG KONG | | | 113 | 160 | | | | | |
| • TOGO REP | | | 11 | 2 | | | | | | | | | | | | | | | | | | | | |
| NIGERIA | | | 2 | 1 | | | | | | | | | | | | | | | | | | | | |
| ETATS UNIS | | | | 1 | | | | | | | | | | | | | | | | | | | | |
| 631 | | | | | | | 653 | | | | | 662 | | | | | PIECES DE CONSTR EN MAT CERAM | | | | | | | |
| BOIS ARTIF ET TRAVAILLES NDA | | | | | | | AUTRES TISSUS SAUF SPECIAUX | | | | | BAUMATERIAL AUS KERAM STOFFEN | | | | | M O N D E T | | | 501 | 85 | | | |
| FURNIERE KUNSTHOLZ USW A N G | | | | | | | ANDERE GEWEBE | | | | | FRANCE | | | 310 | 50 | FRANCE | | | 48008 | 916 | | | |
| M O N D E T | | | 185 | 34 | M O N D E T | | | 58 | 142 | M O N D E T | | | 59306 | 1142 | BELGIQUE LUXBO | | | 7650 | 137 | PAYS BAS | | | 523 | 9 |
| FRANCE | | | 4 | 2 | FRANCE | | | 32 | 96 | ALLEMAGNE RF | | | 23 | 24 | • COTE IVOIRE | | | 144 | 289 | • TOGO REP | | | 11 | 2 |
| BELGIQUE LUXBO | | | 10 | 1 | ALLEMAGNE RF | | | 5 | 9 | ITALIE | | | 1 | 1 | NIGERIA | | | 2 | 1 | ROYAUME UNI | | | 97 | 6 |
| NORVEGE | | | 39 | 3 | ITALIE | | | 1 | 1 | ROYAUME UNI | | | 3 | 7 | MAROC | | | 165 | 21 | | | | | |
| SUEDE | | | 28 | 3 | ROYAUME UNI | | | 2 | 3 | AUTRICHE | | | 2 | 3 | | | | | | | | | | |
| FINLANDE | | | 43 | 5 | POLOONE | | | 1 | 1 | TSCHECOSLOVAQUIE | | | 1 | 1 | | | | | | | | | | |
| AFR OC BRIT NS | | | 60 | 20 | • SENEGAL | | | 6 | 7 | • SENEGAL | | | 6 | 7 | | | | | | | | | | |
| 632 | | | | | | | 654 | | | | | 663 | | | | | ARTICLES EN MAT MINERALES NDA | | | | | | | |
| ARTICLES MANUFACT EN BOIS NDA | | | | | | | TULLES DENTELLES BRODERIES ETC | | | | | WAREN A MINERAL STOFFEN A N G | | | | | M O N D E T | | | 95 | 45 | | | |
| BEARBEITETE WAREN A HOLZ A N G | | | | | | | TUELL SPITZEN BAENDER USW | | | | | FRANCE | | | 79 | 34 | FRANCE | | | 60 | 25 | | | |
| M O N D E T | | | 495 | 48 | M O N D E T | | | 2 | 10 | M O N D E T | | | 67 | 28 | • COTE IVOIRE | | | 4 | 2 | • COTE IVOIRE | | | 4 | 2 |
| FRANCE | | | 92 | 23 | FRANCE | | | 2 | 10 | FRANCE | | | 60 | 25 | NIGERIA | | | 2 | 1 | | | | | |
| • ALGERIE | | | 3 | 1 | ALLEMAGNE RF | | | 3 | 2 | ALLEMAGNE RF | | | 1 | 1 | | | | | | | | | | |
| • COTE IVOIRE | | | 118 | 15 | AUTRICHE | | | 2 | 3 | ROYAUME UNI | | | 13 | 7 | | | | | | | | | | |
| • TOGO REP | | | 5 | 3 | POLOONE | | | 1 | 1 | ETATS UNIS | | | 2 | 2 | | | | | | | | | | |
| NIGERIA | | | 271 | 6 | • SENEGAL | | | 5 | 4 | | | | | | | | | | | | | | | |
| 633 | | | | | | | 655 | | | | | 664 | | | | | ARTICLES MANUFACT EN LIEGE | | | | | | | |
| ARTICLES MANUFACT EN LIEGE | | | | | | | TISSUS SPECIAUX ARTIC ASSIMIL | | | | | VERRE | | | | | BEARBEITETE WAREN AUS KORK | | | | | | | |
| M O N D E T | | | 45 | 19 | M O N D E T | | | 52 | 55 | M O N D E T | | | 67 | 28 | FRANCE | | | 60 | 25 | M O N D E T | | | 1407 | 128 |
| FRANCE | | | 2 | 2 | FRANCE | | | 14 | 24 | FRANCE | | | 79 | 34 | • COTE IVOIRE | | | 4 | 2 | FRANCE | | | 60 | 25 |
| MAROC | | | 43 | 17 | ALLEMAGNE RF | | | 3 | 2 | ALLEMAGNE RF | | | 1 | 1 | • TOGO REP | | | 4 | 2 | • COTE IVOIRE | | | 4 | 2 |
| M O N D E T | | | 45 | 19 | ROYAUME UNI | | | 3 | 2 | AUTRICHE | | | 1 | 1 | NIGERIA | | | 2 | 1 | | | | | |
| FRANCE | | | 2 | 2 | • SENEGAL | | | 5 | 4 | • SENEGAL | | | 5 | 4 | | | | | | | | | | |
| MAROC | | | 43 | 17 | • COTE IVOIRE | | | 27 | 18 | • COTE IVOIRE | | | 27 | 18 | | | | | | | | | | |
| 641 | | | | | | | 665 | | | | | 665 | | | | | PAPIERS ET CARTONS | | | | | | | |
| PAPIER UND PAPPE | | | | | | | SPEZIALGEWEBE UND ERZEUGNISSE | | | | | VERRERIE | | | | | M O N D E T | | | 226 | 48 | | | |
| M O N D E T | | | 226 | 48 | M O N D E T | | | 52 | 55 | GLASWAREN | | | | | FRANCE | | | 126 | 36 | FRANCE | | | 60 | 25 |
| FRANCE | | | 126 | 36 | FRANCE | | | 14 | 24 | M O N D E T | | | 67 | 28 | • COTE IVOIRE | | | 4 | 2 | • COTE IVOIRE | | | 4 | 2 |
| BELGIQUE LUXBO | | | 34 | 4 | ALLEMAGNE RF | | | 3 | 2 | FRANCE | | | 79 | 34 | NIGERIA | | | 2 | 1 | | | | | |

Werte: 1000 \$ — Mengen: Tonnen falls nicht anders vermerkt (Abkürzungen siehe Anhang)
Y: siehe im Anhang Anmerkungen zu den Waren

Valeurs: 1000 \$ — Quantités: Tonnes sauf indication contraire (Voir abréviations en Annexe)
Y: voir notes par produits en Annexe

Tab. 2

import 1961

Dahome Dahomey

| WAREN - PRODUIT | | | WAREN - PRODUIT | | | WAREN - PRODUIT | | |
|---------------------------------|--------------------------------------|----------------------------|--------------------------------|--------------------------------------|----------------------------|-----------------------------------|--------------------------------------|----------------------------|
| Ursprung - Origine | MENGE QUANTITÉ Einheit - Unité | WERTE VALEUR 1000 \$ | Ursprung - Origine | MENGE QUANTITÉ Einheit - Unité | WERTE VALEUR 1000 \$ | Ursprung - Origine | MENGE QUANTITÉ Einheit - Unité | WERTE VALEUR 1000 \$ |
| FRANCE | 182 | 58 | * COTE IVOIRE | 10 | 4 | 693 | | |
| ALLEMAGNE RF | 415 | 63 | | | | CABL RONCES TREILLIS ETC METAL | | |
| * COTE IVOIRE | 3 | 1 | | | | KABEL STACHELDRAFT USW | | |
| * TOGO REP | 670 | 4 | 679 | | | M O N D E T | 112 | 42 |
| NIGERIA | 136 | 1 | OUVRAGES FONTE FER ACIER NDA | | | FRANCE | 70 | 32 |
| | | | WAREN A EISEN OD STAHL A N G | | | PAYS BAS | 11 | 3 |
| 666 | | | M O N D E T | 7 | 2 | ALLEMAGNE RF | 10 | 3 |
| ARTICLES EN MATIER CERAMIQUES | | | FRANCE | 7 | 2 | ROYAUME UNI | 2 | 1 |
| FEINKERAMISCHE ERZEUGNISSE | | | | | | * COTE IVOIRE | 1 | 1 |
| M O N D E T | 29 | 17 | 681 | | | NIGERIA | 18 | 2 |
| FRANCE | 20 | 14 | ARGENT ET PLATINE ETC | | | | | |
| ROYAUME UNI | 1 | 1 | SILBER PLATIN USW | | | 694 | | |
| NIGERIA | 1 | 1 | M O N D E T | 1 | 1 | CLOUTERIE ET BOULONNERIE | | |
| JAPON | 5 | 1 | FRANCE | 1 | 1 | NAEGEL UND SCHRAUBEN | | |
| 671 | | | | | | M O N D E T | 444 | 123 |
| SPIEGEL FONTES FERRO ALLIAGES | | | 682 | | | FRANCE | 174 | 53 |
| ROHEISEN SPIEGELEISEN FERROLEG | | | CUIVRE | | | ALLEMAGNE RF | 14 | 5 |
| M O N D E T | 11 | 1 | KUPFER | | | * SENEGAL | 10 | 3 |
| FRANCE | 10 | 1 | M O N D E T | 13 | 15 | * COTE IVOIRE | 246 | 62 |
| 672 | | | FRANCE | 11 | 13 | ETATS UNIS | | 1 |
| ACIER LINGOTS ET AUT FORM PRIM | | | * ALGERIE | 1 | 1 | 695 | | |
| STAHLROHBLÖCKE STAHLHALBZEUG | | | * COTE IVOIRE | 1 | 1 | OUTILLAGE EN METAUX COMMUNS | | |
| M O N D E T | 7 | 1 | 684 | | | WERKZEUGE AUS UNEDLEN METALLEN | | |
| ALLEMAGNE RF | 7 | 1 | ALUMINIUM | | | M O N D E T | 82 | 104 |
| 673 | | | ALUMINIUM | | | FRANCE | 43 | 75 |
| BARRES ET PROFILES PALPLANCHES | | | M O N D E T | 46 | 38 | BELGIQUE LUXBG | 2 | 1 |
| STARSTAHL U PROFILE AUS STAHL | | | FRANCE | 45 | 37 | PAYS BAS | 3 | 3 |
| M O N D E T | 2210 | 293 | * COTE IVOIRE | 1 | 1 | ALLEMAGNE RF | 7 | 4 |
| FRANCE | 2196 | 290 | 685 | | | ROYAUME UNI | 12 | 8 |
| * COTE IVOIRE | 14 | 3 | PLOMB | | | AUTRICHE | 6 | 2 |
| 674 | | | BLEI | | | * COTE IVOIRE | 4 | 5 |
| LARGES PLATS ET TOLES | | | M O N D E T | 24 | 8 | * TOGO REP | 1 | 1 |
| BREITFLACHSTAHL UND BLECHE | | | FRANCE | 13 | 5 | NIGERIA | 1 | 1 |
| M O N D E T | 3148 | 908 | BELGIQUE LUXBG | 10 | 3 | ETATS UNIS | | |
| FRANCE | 1815 | 524 | * COTE IVOIRE | 1 | 1 | 696 | | |
| BELGIQUE LUXBG | 1302 | 376 | 686 | | | COUPELLERIE ET COUVERTS | | |
| * COTE IVOIRE | 18 | 4 | ZINC | | | SCHNEIDWAREN UND BESTECKE | | |
| * TOGO REP | 3 | 1 | ZINK | | | M O N D E T | 14 | 25 |
| NIGERIA | 11 | 4 | M O N D E T | 3 | 1 | FRANCE | 13 | 23 |
| 675 | | | FRANCE | 2 | 1 | NIGERIA | 2 | 2 |
| FEUILLARDS | | | 687 | | | 697 | | |
| BANDSTAHL | | | ETAIN | | | ARTICLES METAL USAGE DOMEST | | |
| M O N D E T | 10 | 3 | ZINN | | | METALLWAREN VORW F HAUSGEBR | | |
| FRANCE | 10 | 3 | M O N D E T | 4 | 5 | M O N D E T | 501 | 321 |
| 676 | | | FRANCE | 4 | 5 | FRANCE | 103 | 76 |
| RAILS AUT ELEMENTS U VOIES FER | | | 691 | | | ALLEMAGNE RF | 83 | 64 |
| SCHIENEN EISENBAHNBOERSAUMAT | | | CONSTRUCTION METALL ET PARTIES | | | ITALIE | 6 | 7 |
| M O N D E T | 124 | 29 | METALLKONSTRUKTIONEN UND TEILE | | | ROYAUME UNI | 4 | 2 |
| FRANCE | 124 | 29 | M O N D E T | 106 | 50 | POLOGNE | 10 | 5 |
| 677 | | | FRANCE | 95 | 43 | TSCHECOSLOVAQUIE | 4 | 4 |
| FILS FER ACIER FIL MACH EXCLUS | | | * COTE IVOIRE | 11 | 6 | MARCC | 15 | 13 |
| STAHLDRAHT | | | NIGERIA | 1 | 1 | * SENEGAL | 3 | 1 |
| M O N D E T | 95 | 20 | 692 | | | * COTE IVOIRE | 2 | 2 |
| FRANCE | 87 | 19 | RESERVOIRS FUTS ETC METALLIC | | | * TOGO REP | 18 | 11 |
| * ALGERIE | 1 | 1 | BEHAELTER FAESSER USW A METALL | | | NIGERIA | 91 | 49 |
| * COTE IVOIRE | 7 | 2 | M O N D E T | 516 | 120 | * CAMEROUN | 3 | 5 |
| 678 | | | FRANCE | 210 | 87 | HONG KONG | 159 | 81 |
| TUB TUYAUX RACCORDES FON FER AC | | | * ALGERIE | 2 | 1 | 698 | | |
| ROHRE ROHRFORMSTUECKE USW | | | * SENEGAL | 9 | 3 | AUT ART MANUF EN MET COMM NDA | | |
| M O N D E T | 223 | 73 | * COTE IVOIRE | 45 | 5 | AND BEARB WAREN A UNEDL METALL | | |
| FRANCE | 201 | 61 | * TOGO REP | 133 | 9 | M O N D E T | 352 | 263 |
| ALLEMAGNE RF | 4 | 2 | NIGERIA | 104 | 13 | FRANCE | 210 | 177 |
| * SENEGAL | 7 | 5 | ETATS UNIS | 1 | 1 | PAYS BAS | | 1 |
| | | | ANTILLES NEER | 9 | 2 | ALLEMAGNE RF | 13 | 10 |
| | | | | | | MARCC | 69 | 46 |
| | | | | | | * ALGERIE | 30 | 12 |
| | | | | | | * SENEGAL | 1 | 2 |
| | | | | | | * COTE IVOIRE | 6 | 8 |
| | | | | | | * TOGO REP | 15 | 1 |
| | | | | | | NIGERIA | 7 | 1 |
| | | | | | | ETATS UNIS | 2 | 4 |
| | | | | | | 7 | | |
| | | | | | | MACHINES ET MATERIEL DE TRANSPORT | | |
| | | | | | | MASCHINEN UND FAHRZEUGE | | |
| | | | | | | M O N D E | | 6087 |

Werte: 1000 \$ — Mengen: Tonnen falls nicht anders vermerkt (Abkürzungen siehe Anhang)
Y: siehe im Anhang Anmerkungen zu den Waren

Valeurs: 1000 \$ — Quantités: Tonnes sauf indication contraire (Voir abréviations en Annexe)
Y: voir notes par produits en Annexe

Tab. 2

import 1961

| WAREN | PRODUIT | MENGE | WERTE | WAREN - PRODUIT | MENGE | WERTE | WAREN - PRODUIT | MENGE | WERTE |
|---------------------------------|---------|-----------------|---------|--------------------------------|-----------------|---------|--------------------------------|-----------------|---------|
| Ursprung - Origine | | QUANTITÉ | VALEUR | Ursprung - Origine | QUANTITÉ | VALEUR | Ursprung - Origine | QUANTITÉ | VALEUR |
| | | Einheit - Unité | 1000 \$ | | Einheit - Unité | 1000 \$ | | Einheit - Unité | 1000 \$ |
| FRANCE | | | 4730 | 718 | | | 726 | | |
| BELGIQUE LUXBG | | | 7 | MACH PR AUT INDUS SPECIALISEES | | | APP ELEC MEDICALE ET RADIOLOG | | |
| PAYS BAS | | | 34 | MASCH F BESOND GEN INDUSTRIEN | | | APP F ELEKTROMEDIZIN BESTRAHL | | |
| ALLEMAGNE RF | | | 270 | M O N D E T | 308 | 343 | M O N D E T | 4 | 36 |
| ITALIE | | | 33 | FRANCE | 176 | 210 | FRANCE | 4 | 35 |
| ROYAUME UNI | | | 162 | ALLEMAGNE RF | 5 | 2 | • SENEGAL | | 1 |
| SUEDE | | | 7 | ROYAUME UNI | 12 | 7 | | | |
| DANEMARK | | | 0 | • SENEGAL | 3 | 7 | | | |
| SUISSE | | | 16 | • COTE IVOIRE | 18 | 18 | | | |
| AUTRICHE | | | 1 | • TOGO REP | 38 | 27 | 729 | | |
| • ALGERIE | | | 29 | NIGERIA | 17 | 12 | MACH ET APP ELECTRIQUES N D A | | |
| • SENEGAL | | | 66 | ETATS UNIS | 37 | 59 | ELEKTR MASCHINEN U APP A M G | | |
| GUINEE REP | | | 0 | UNION INDIENNE | 1 | 1 | | | |
| • COTE IVOIRE | | | 230 | | | | M O N D E T | 162 | 228 |
| • TOGO REP | | | 91 | | | | FRANCE | 75 | 158 |
| • CAMEROUN | | | 106 | 719 | | | PAYS BAS | 7 | 5 |
| AFR ESPAGN NS | | | 4 | MACHINES ET APPAREILS NDA | | | ALLEMAGNE RF | 6 | 6 |
| ETATS UNIS | | | 264 | MACHINEN UND APPARATE ANG | | | ROYAUME UNI | 49 | 33 |
| CANADA | | | 1 | | | | DANEMARK | 9 | 7 |
| UNION INDIENNE | | | 1 | M O N D E T | 281 | 691 | • SENEGAL | 9 | 8 |
| JAPON | | | 2 | FRANCE | 199 | 524 | • COTE IVOIRE | 4 | 6 |
| | | | | PAYS BAS | 7 | 11 | • TOGO REP | | 1 |
| 711 | | | | ALLEMAGNE RF | 3 | 9 | NIGERIA | 4 | 2 |
| CHAUDIÈRES ET MOT NON ELECTR | | | | ITALIE | 1 | 4 | ETATS UNIS | | 2 |
| DAMPFKESSEL U NICHTELEKTR MOTOR | | | | ROYAUME UNI | 1 | 3 | | | |
| | | | | SUISSE | 1 | 7 | 731 | | |
| M O N D E T | | | 161 | AUTRICHE | 1 | 1 | VEHICULES POUR VOIES FERREES | | |
| FRANCE | | | 122 | • SENEGAL | 9 | 7 | SCHIENENFAHRZEUGE | | |
| BELGIQUE LUXBG | | | 1 | • COTE IVOIRE | 12 | 19 | | | |
| ALLEMAGNE RF | | | 1 | • TOGO REP | 8 | 9 | M O N D E T | 1676 | 795 |
| ROYAUME UNI | | | 24 | NIGERIA | 2 | 4 | FRANCE | 1660 | 787 |
| • SENEGAL | | | 1 | ETATS UNIS | 37 | 91 | • SENEGAL | 16 | 8 |
| • COTE IVOIRE | | | 4 | CANADA | | 1 | | | |
| • TOGO REP | | | 8 | | | | | | |
| • TOGO REP | | | 2 | 722 | | | 732 | | |
| NIGERIA | | | 6 | MACH ELECT APPAR POUR COUPURE | | | VEHICULES AUTOMOBILES ROUTIERS | | |
| ETATS UNIS | | | 6 | ELEKTR MASCH U SCHALTGERAETE | | | KRAFTFAHRZEUGE | | |
| | | | | M O N D E T | 59 | 165 | M O N D E T | 1582 | 2424 |
| 712 | | | | FRANCE | 55 | 152 | FRANCE | 1275 | 1937 |
| TRACTEURS MACH ET APPAR AGRICOL | | | | ALLEMAGNE RF | 1 | 3 | BELGIQUE LUXBG | 4 | 6 |
| SCHLEPPER MASCHIN APP F LANDW | | | | • COTE IVOIRE | 3 | 9 | ALLEMAGNE RF | 107 | 180 |
| | | | | | | | ITALIE | 3 | 6 |
| M O N D E T | | | 170 | 723 | | | ROYAUME UNI | 23 | 26 |
| FRANCE | | | 126 | FILS CABLES ISOLAT ETC P ELEC | | | • ALGERIE | 1 | 1 |
| ALLEMAGNE RF | | | 10 | DRAFTE KABEL ISOLATOREN F EL | | | • SENEGAL | 18 | 22 |
| ROYAUME UNI | | | 24 | | | | GUINEE REP | 3 | 2 |
| • SENEGAL | | | 1 | M O N D E T | 71 | 65 | • COTE IVOIRE | 65 | 125 |
| • COTE IVOIRE | | | 4 | FRANCE | 51 | 48 | • TOGO REP | 23 | 36 |
| • TOGO REP | | | 2 | • ALGERIE | 1 | 1 | NIGERIA | 10 | 7 |
| AFR ESPAGN NS | | | 1 | • COTE IVOIRE | 18 | 15 | ETATS UNIS | 51 | 75 |
| ETATS UNIS | | | 3 | | | | | | |
| | | | | 724 | | | 733 | | |
| 714 | | | | APPAR POUR TELECOMMUNICATIONS | | | VEHIC ROUT AUT QUE AUTOMOBILES | | |
| MACHINES DE BUREAU | | | | APP F TELEGR TELEPHON FERNSEH | | | STRASSENFAHRZEUGE O KRAFTANTR | | |
| BUEROMASCHINEN | | | | M O N D E T | 25 | 178 | M O N D E T | 196 | 230 |
| | | | | FRANCE | 8 | 98 | FRANCE | 99 | 126 |
| M O N D E T | | | 7 | PAYS BAS | 1 | 8 | ALLEMAGNE RF | 6 | 12 |
| FRANCE | | | 2 | ALLEMAGNE RF | 6 | 31 | ROYAUME UNI | 21 | 33 |
| ALLEMAGNE RF | | | 1 | ROYAUME UNI | 1 | 3 | • COTE IVOIRE | 5 | 5 |
| ITALIE | | | 2 | SUEDE | 1 | 1 | • TOGO REP | 8 | 8 |
| ROYAUME UNI | | | 1 | • ALGERIE | 4 | 27 | NIGERIA | 56 | 42 |
| SUEDE | | | 4 | • SENEGAL | 5 | 6 | • CAMEROUN | 1 | 3 |
| DANEMARK | | | 2 | • TOGO REP | | 2 | JAPON | 1 | 1 |
| SUISSE | | | 1 | NIGERIA | 1 | 2 | | | |
| • COTE IVOIRE | | | 3 | JAPON | | 1 | 735 | | |
| ETATS UNIS | | | 1 | | | | BATEAUX | | |
| | | | | 725 | | | WASSERFAHRZEUGE | | |
| 715 | | | | APPAREILS ELECTRODOMESTIQUES | | | M O N D E T | 123 | 86 |
| MACH POUR TRAVAIL DES METAUX | | | | ELEKTRISCHE HAUSHALTSGERAETE | | | FRANCE | 79 | 77 |
| METALLBEARBEITUNGSMASCHINEN | | | | | | | NIGERIA | 44 | 9 |
| | | | | | | | | | |
| M O N D E T | | | 9 | 812 | | | APP SANIT HYG CHAUFF ECLAIRAGE | | |
| FRANCE | | | 6 | SANITAER U HYG ARTKL HEIZK USW | | | | | |
| • CAMEROUN | | | 2 | | | | M O N D E T | 177 | 87 |
| | | | 1 | | | | FRANCE | 32 | 38 |
| | | | | | | | BELGIQUE LUXBG | 6 | 3 |
| 717 | | | | | | | ALLEMAGNE RF | 29 | 28 |
| MACH PR TEXT CUIR MAC A COUDRE | | | | | | | ROYAUME UNI | | 2 |
| MASCH F TEXTIL LEDER NAEHMASCH | | | | | | | SUEDE | | 2 |
| | | | | | | | AUTRICHE | | 2 |
| M O N D E T | | | 14 | | | | PORTUGAL | | 1 |
| FRANCE | | | 2 | | | | • COTE IVOIRE | | 7 |
| ALLEMAGNE RF | | | 1 | | | | • TOGO REP | | 1 |
| ROYAUME UNI | | | 8 | | | | NIGERIA | | 3 |
| SUISSE | | | 1 | | | | | | |
| • TOGO REP | | | 2 | | | | | | |
| NIGERIA | | | 2 | | | | | | |

Werte : 1000 \$ — Mengen : Tonnen falls nicht anders vermerkt (Abkürzungen siehe Anhang)
 Y : siehe im Anhang Anmerkungen zu den Waren

Valueurs : 1000 \$ — Quantités : Tonnes sauf indication contraire (Voir abréviations en Annexe)
 Y : voir notes par produits en Annexe

Tab. 2

import 1961

Dahome Dahomey

| WAREN - PRODUIT | | | MENZE QUANTITÉ | | | WERTE VALEUR | | | WAREN - PRODUIT | | | MENZE QUANTITÉ | | | WERTE VALEUR | | | WAREN - PRODUIT | | | MENZE QUANTITÉ | | | WERTE VALEUR | | |
|--------------------------------|--|--|-----------------|--|--|--------------|--|--|-------------------------------|--|--|-----------------|--|--|--------------|--|--|--------------------------------|--|--|-----------------|--|--|--------------|--|--|
| Ursprung - Origine | | | Einheit - Unité | | | 1000 \$ | | | Ursprung - Origine | | | Einheit - Unité | | | 1000 \$ | | | Ursprung - Origine | | | Einheit - Unité | | | 1000 \$ | | |
| 821 | | | | | | | | | 891 | | | | | | | | | 961 | | | | | | | | |
| MEUBLES | | | | | | | | | INSTR MUSIQUE PHONOS DISQUES | | | | | | | | | MONNAIES NON EN CIRCUL SF D OR | | | | | | | | |
| MOEBLL | | | | | | | | | MUSIKINSTR PLATTENSP SCHALLPL | | | | | | | | | NICHT IN UMLAUF BEF MUENZEN | | | | | | | | |
| M O N D E T | | | 199 | | | 209 | | | M O N D E T | | | 167 | | | 33 | | | M O N D E T | | | 3 | | | 2 | | |
| FRANCE | | | 142 | | | 166 | | | FRANCE | | | 164 | | | 23 | | | FRANCE | | | 3 | | | 2 | | |
| ALLEMAGNE RF | | | 1 | | | 1 | | | PAYS BAS | | | 3 | | | | | | | | | | | | | | |
| ROYAUME UNI | | | 28 | | | 11 | | | ALLEMAGNE RF | | | 1 | | | 6 | | | | | | | | | | | |
| SUEDE | | | 1 | | | 1 | | | ROYAUME UNI | | | 1 | | | 1 | | | | | | | | | | | |
| MAROC | | | 1 | | | 1 | | | | | | | | | | | | | | | | | | | | |
| • SENEGAL | | | 13 | | | 8 | | | | | | | | | | | | | | | | | | | | |
| • COTE IVOIRE | | | 11 | | | 19 | | | | | | | | | | | | | | | | | | | | |
| • TOGO REP | | | 1 | | | 1 | | | | | | | | | | | | | | | | | | | | |
| HONG KONG | | | 1 | | | 1 | | | | | | | | | | | | | | | | | | | | |
| 831 | | | | | | | | | 892 | | | | | | | | | | | | | | | | | |
| ARTI VOYAGE SACS A MAIN ET SIM | | | | | | | | | OUVRAGES IMPRIMES | | | | | | | | | | | | | | | | | |
| REISEARTIKEL TAESCHNERW U DGL | | | | | | | | | DRUCKERE ERZEUGNISSE | | | | | | | | | | | | | | | | | |
| M O N D E T | | | 35 | | | 56 | | | M O N D E T | | | 92 | | | 168 | | | | | | | | | | | |
| FRANCE | | | 19 | | | 40 | | | FRANCE | | | 85 | | | 158 | | | | | | | | | | | |
| PAYS BAS | | | 1 | | | 2 | | | ALLEMAGNE RF | | | 1 | | | 1 | | | | | | | | | | | |
| ALLEMAGNE RF | | | 1 | | | 1 | | | • SENEGAL | | | 4 | | | 6 | | | | | | | | | | | |
| ITALIE | | | 1 | | | 1 | | | • COTE IVOIRE | | | 1 | | | 1 | | | | | | | | | | | |
| TCHECOSLOVAQUIE | | | 3 | | | 2 | | | | | | | | | | | | | | | | | | | | |
| • SENEGAL | | | 3 | | | 3 | | | | | | | | | | | | | | | | | | | | |
| • COTE IVOIRE | | | 3 | | | 6 | | | | | | | | | | | | | | | | | | | | |
| NIGERIA | | | 4 | | | 2 | | | | | | | | | | | | | | | | | | | | |
| 841 | | | | | | | | | 893 | | | | | | | | | | | | | | | | | |
| VETEMENTS | | | | | | | | | ARTICLES EN MATIERES PLASTIQ | | | | | | | | | | | | | | | | | |
| BEKLEIDUNG | | | | | | | | | KUNSTSTOFFWAREN | | | | | | | | | | | | | | | | | |
| M O N D E T | | | 82 | | | 408 | | | M O N D E T | | | 55 | | | 64 | | | | | | | | | | | |
| FRANCE | | | 54 | | | 347 | | | FRANCE | | | 42 | | | 52 | | | | | | | | | | | |
| ITALIE | | | 2 | | | 7 | | | ALLEMAGNE RF | | | 1 | | | 1 | | | | | | | | | | | |
| • SENEGAL | | | 1 | | | 7 | | | NIGERIA | | | 12 | | | 10 | | | | | | | | | | | |
| • TOGO REP | | | 12 | | | 29 | | | | | | | | | | | | | | | | | | | | |
| NIGERIA | | | 11 | | | 10 | | | | | | | | | | | | | | | | | | | | |
| AFR GC BRIT NS | | | 1 | | | 1 | | | | | | | | | | | | | | | | | | | | |
| HONG KONG | | | 3 | | | 10 | | | | | | | | | | | | | | | | | | | | |
| 851 | | | | | | | | | 894 | | | | | | | | | | | | | | | | | |
| CHAUSSURES | | | | | | | | | VOIT ENFANTS ART SPORT JOUETS | | | | | | | | | | | | | | | | | |
| SCHUHE | | | | | | | | | KINDERWAGEN SPORTART SPIELZG | | | | | | | | | | | | | | | | | |
| M O N D E T | | | 160 | | | 341 | | | M O N D E T | | | 33 | | | 51 | | | | | | | | | | | |
| FRANCE | | | 68 | | | 172 | | | FRANCE | | | 13 | | | 42 | | | | | | | | | | | |
| ITALIE | | | 1 | | | 1 | | | ROYAUME UNI | | | 1 | | | 1 | | | | | | | | | | | |
| MAROC | | | 2 | | | 6 | | | NIGERIA | | | 19 | | | 8 | | | | | | | | | | | |
| • SENEGAL | | | 78 | | | 154 | | | | | | | | | | | | | | | | | | | | |
| • COTE IVOIRE | | | 1 | | | 1 | | | | | | | | | | | | | | | | | | | | |
| • TOGO REP | | | 7 | | | 4 | | | | | | | | | | | | | | | | | | | | |
| NIGERIA | | | 4 | | | 2 | | | | | | | | | | | | | | | | | | | | |
| 861 | | | | | | | | | 895 | | | | | | | | | | | | | | | | | |
| APP SCIENTIF ET D OPTIQUE | | | | | | | | | ARTICLES DE BUREAU | | | | | | | | | | | | | | | | | |
| FEINMECH U OPT ERZEUGNISSE | | | | | | | | | BUEROBEDARF | | | | | | | | | | | | | | | | | |
| M O N D E T | | | 16 | | | 136 | | | M O N D E T | | | 45 | | | 46 | | | | | | | | | | | |
| FRANCE | | | 16 | | | 127 | | | FRANCE | | | 43 | | | 45 | | | | | | | | | | | |
| ALLEMAGNE RF | | | 4 | | | 4 | | | ALLEMAGNE RF | | | 1 | | | 1 | | | | | | | | | | | |
| SUISSE | | | 1 | | | 1 | | | | | | | | | | | | | | | | | | | | |
| AUTRICHE | | | 1 | | | 1 | | | | | | | | | | | | | | | | | | | | |
| • SENEGAL | | | 1 | | | 1 | | | | | | | | | | | | | | | | | | | | |
| • COTE IVOIRE | | | 1 | | | 1 | | | | | | | | | | | | | | | | | | | | |
| NIGERIA | | | 1 | | | 1 | | | | | | | | | | | | | | | | | | | | |
| 862 | | | | | | | | | 897 | | | | | | | | | | | | | | | | | |
| FOURNITURES PHOTOCINEMA | | | | | | | | | BIJOUTERIE JOAILLERIE ORFEVRE | | | | | | | | | | | | | | | | | |
| PHOTOCHEMISCHE ERZEUGNISSE | | | | | | | | | SCHMUCK GOLD UND SILBERWAREN | | | | | | | | | | | | | | | | | |
| M O N D E T | | | 12 | | | 43 | | | M O N D E T | | | 40 | | | 29 | | | | | | | | | | | |
| FRANCE | | | 11 | | | 39 | | | FRANCE | | | 39 | | | 24 | | | | | | | | | | | |
| ALLEMAGNE RF | | | 1 | | | 1 | | | NIGERIA | | | 1 | | | 1 | | | | | | | | | | | |
| • SENEGAL | | | 1 | | | 3 | | | ETATS UNIS | | | 1 | | | 4 | | | | | | | | | | | |
| 864 | | | | | | | | | 899 | | | | | | | | | | | | | | | | | |
| HORLOGERIE | | | | | | | | | ARTICLES MANUFACTURES NDA | | | | | | | | | | | | | | | | | |
| UHREN | | | | | | | | | BEARBEITETE WAREN A N G | | | | | | | | | | | | | | | | | |
| M O N D E T | | | 3 | | | 19 | | | M O N D E T | | | 95 | | | 92 | | | | | | | | | | | |
| FRANCE | | | 1 | | | 8 | | | FRANCE | | | 16 | | | 21 | | | | | | | | | | | |
| ALLEMAGNE RF | | | 2 | | | 7 | | | BELGIQUE LUXBG | | | 2 | | | 3 | | | | | | | | | | | |
| SUISSE | | | 1 | | | 3 | | | ALLEMAGNE RF | | | 1 | | | 1 | | | | | | | | | | | |
| | | | | | | | | | FINLANDE | | | 10 | | | 6 | | | | | | | | | | | |
| | | | | | | | | | MAROC | | | 6 | | | 2 | | | | | | | | | | | |
| | | | | | | | | | • ALGERIE | | | 1 | | | 1 | | | | | | | | | | | |
| | | | | | | | | | • SENEGAL | | | 22 | | | 32 | | | | | | | | | | | |
| | | | | | | | | | • TOGO REP | | | 10 | | | 4 | | | | | | | | | | | |
| | | | | | | | | | NIGERIA | | | 26 | | | 20 | | | | | | | | | | | |
| | | | | | | | | | ETATS UNIS | | | 1 | | | 1 | | | | | | | | | | | |
| | | | | | | | | | HONG KONG | | | 1 | | | 1 | | | | | | | | | | | |
| 891 | | | | | | | | | 951 | | | | | | | | | | | | | | | | | |
| ARMURERIE MUNITIONS DE GUERRE | | | | | | | | | KRIEGSWAFFEN UND MUNITION | | | | | | | | | | | | | | | | | |
| | | | | | | | | | | | | | | | | | | | | | | | | | | |
| M O N D E T | | | 3 | | | 19 | | | M O N D E T | | | 2 | | | 2 | | | | | | | | | | | |
| FRANCE | | | 1 | | | 8 | | | FRANCE | | | 2 | | | 2 | | | | | | | | | | | |
| ALLEMAGNE RF | | | 2 | | | 7 | | | | | | | | | | | | | | | | | | | | |
| SUISSE | | | 1 | | | 3 | | | | | | | | | | | | | | | | | | | | |

Werte: 1000 \$ — Mengen: Tonnen falls nicht anders vermerkt (Abkürzungen siehe Anhang)

Y: siehe im Anhang Anmerkungen zu den Waren

Valeurs: 1000 \$ — Quantités: Tonnes sauf indication contraire (Voir abréviations en Annexe)

Y: voir notes par produits en Annexe

Tab. 2

import 1961

Kamerun Cameroun

| WAREN - PRODUIT | | | MENGES QUANTITÉ | | | WERTE VALEUR | | | WAREN - PRODUIT | | | MENGES QUANTITÉ | | | WERTE VALEUR | | |
|------------------------|--------------------------------|-------|---------------------|--|--|--------------|--|--|------------------------|--|--|---------------------|--|--|--------------|--|--|
| ↓ Ursprung - Origine ↓ | | | ↓ Einheit - Unité ↓ | | | 1000 \$ | | | ↓ Ursprung - Origine ↓ | | | ↓ Einheit - Unité ↓ | | | 1000 \$ | | |
| 0 1 | PROD ALIMENTAIRES BOISSONS | TABAC | | | | | | | | | | | | | | | |
| | NACHRUHRS UND GENUSSMITTEL | | | | | | | | | | | | | | | | |
| M O N D E | | | 17968 | | | | | | | | | | | | | | |
| FRANCE | | | 7679 | | | | | | | | | | | | | | |
| BELGIQUE LUXBG | | | 163 | | | | | | | | | | | | | | |
| PAYS BAS | | | 788 | | | | | | | | | | | | | | |
| ALLEMAGNE RF | | | 107 | | | | | | | | | | | | | | |
| ITALIE | | | 269 | | | | | | | | | | | | | | |
| ROYAUME UNI | | | 844 | | | | | | | | | | | | | | |
| ISLANDE | | | 67 | | | | | | | | | | | | | | |
| IRLANDE | | | 24 | | | | | | | | | | | | | | |
| NORVEGE | | | 1232 | | | | | | | | | | | | | | |
| SUEDE | | | 26 | | | | | | | | | | | | | | |
| DANEMARK | | | 202 | | | | | | | | | | | | | | |
| SUISSE | | | 18 | | | | | | | | | | | | | | |
| PORTUGAL | | | 193 | | | | | | | | | | | | | | |
| ESPAGNE | | | 152 | | | | | | | | | | | | | | |
| YUGOSLAVIE | | | 16 | | | | | | | | | | | | | | |
| U R S S | | | 1 | | | | | | | | | | | | | | |
| ZONE MARK EST | | | 1 | | | | | | | | | | | | | | |
| POLOGNE | | | 4 | | | | | | | | | | | | | | |
| HONGRIE | | | 3 | | | | | | | | | | | | | | |
| MAROC | | | 1965 | | | | | | | | | | | | | | |
| • ALGERIE | | | 415 | | | | | | | | | | | | | | |
| CANARIES | | | 32 | | | | | | | | | | | | | | |
| MAURITANIE | | | 1 | | | | | | | | | | | | | | |
| TCHAD | | | 208 | | | | | | | | | | | | | | |
| SENEGAL | | | 1238 | | | | | | | | | | | | | | |
| COTE IVOIRE | | | 5 | | | | | | | | | | | | | | |
| NIGERIA | | | 256 | | | | | | | | | | | | | | |
| GUINEE ESPAGN | | | 102 | | | | | | | | | | | | | | |
| KENYA OUGANDA | | | 335 | | | | | | | | | | | | | | |
| TANGANYKA | | | 1 | | | | | | | | | | | | | | |
| • MALGACHE REP | | | 5 | | | | | | | | | | | | | | |
| UNION SUD AFR | | | 60 | | | | | | | | | | | | | | |
| ETATS UNIS | | | 388 | | | | | | | | | | | | | | |
| COMMUNICAIN REP | | | 74 | | | | | | | | | | | | | | |
| BRESIL | | | 81 | | | | | | | | | | | | | | |
| ARGENTINE | | | 21 | | | | | | | | | | | | | | |
| ISRAEL | | | 2 | | | | | | | | | | | | | | |
| UNION INDIENNE | | | 51 | | | | | | | | | | | | | | |
| CHINE CONTINENT | | | 11 | | | | | | | | | | | | | | |
| JAPON | | | 2 | | | | | | | | | | | | | | |
| FORMOSE | | | 61 | | | | | | | | | | | | | | |
| VIETNAM SUD | | | 845 | | | | | | | | | | | | | | |
| PHILIPPINES | | | 2 | | | | | | | | | | | | | | |
| INDONESIE | | | 7 | | | | | | | | | | | | | | |
| COI | ANIMAUX VIVANTS | | | | | | | | | | | | | | | | |
| | LEBENDE TIERE | | | | | | | | | | | | | | | | |
| M O N D E | T | | 6 | | | 13 | | | | | | | | | | | |
| FRANCE | | | 1 | | | 11 | | | | | | | | | | | |
| ALLEMAGNE RF | | | 1 | | | 1 | | | | | | | | | | | |
| OII | VIANDE FRAICHE REFRIG CONGEELE | | | | | | | | | | | | | | | | |
| | FLEISCH FRISCH GEKUEHLT GEFR | | | | | | | | | | | | | | | | |
| M O N D E | T | | 769 | | | 363 | | | | | | | | | | | |
| FRANCE | | | 77 | | | 124 | | | | | | | | | | | |
| BELGIQUE LUXBG | | | 2 | | | 2 | | | | | | | | | | | |
| PAYS BAS | | | 4 | | | 4 | | | | | | | | | | | |
| DANEMARK | | | 28 | | | 24 | | | | | | | | | | | |
| TCHAD | | | 652 | | | 206 | | | | | | | | | | | |
| SENEGAL | | | 4 | | | 1 | | | | | | | | | | | |
| GUINEE ESPAGN | | | 2 | | | 1 | | | | | | | | | | | |
| O12 | VIANDES ETC SECHES SALES FUMES | | | | | | | | | | | | | | | | |
| | FLEISCH USW EINFACH ZUBEREITET | | | | | | | | | | | | | | | | |
| M O N D E | T | | 14 | | | 25 | | | | | | | | | | | |
| FRANCE | | | 11 | | | 23 | | | | | | | | | | | |
| ITALIE | | | | | | 1 | | | | | | | | | | | |
| O13 | PREP ET CONSERVES DE VIANDE | | | | | | | | | | | | | | | | |
| | FLEISCHZUBEREITUNGEN KONSERVEN | | | | | | | | | | | | | | | | |
| M O N D E | T | | 314 | | | 335 | | | | | | | | | | | |
| FRANCE | | | 225 | | | 245 | | | | | | | | | | | |
| PAYS BAS | | | 15 | | | 15 | | | | | | | | | | | |
| ITALIE | | | 1 | | | 2 | | | | | | | | | | | |
| NORVEGE | | | 1 | | | 1 | | | | | | | | | | | |
| DANEMARK | | | 41 | | | 42 | | | | | | | | | | | |
| SUISSE | | | 1 | | | 1 | | | | | | | | | | | |
| NIGERIA | | | | | | 2 | | | | | | | | | | | |
| • MALGACHE REP | | | | | | 3 | | | | | | | | | | | |
| ETATS UNIS | | | | | | 22 | | | | | | | | | | | |
| ARGENTINE | | | | | | 22 | | | | | | | | | | | |
| O20 | LAIT ET CREME DE LAIT | | | | | | | | | | | | | | | | |
| | MILCH UND RAHM | | | | | | | | | | | | | | | | |
| M O N D E | T | | 1622 | | | 608 | | | | | | | | | | | |
| FRANCE | | | 508 | | | 231 | | | | | | | | | | | |
| PAYS BAS | | | 1004 | | | 324 | | | | | | | | | | | |
| SUEDE | | | 6 | | | 6 | | | | | | | | | | | |
| DANEMARK | | | 63 | | | 33 | | | | | | | | | | | |
| SUISSE | | | 6 | | | 2 | | | | | | | | | | | |
| PORTUGAL | | | 5 | | | 1 | | | | | | | | | | | |
| ETATS UNIS | | | 30 | | | 11 | | | | | | | | | | | |
| O23 | BEURRE | | | | | | | | | | | | | | | | |
| | BUTTER | | | | | | | | | | | | | | | | |
| M O N D E | T | | 121 | | | 142 | | | | | | | | | | | |
| FRANCE | | | 79 | | | 99 | | | | | | | | | | | |
| PAYS BAS | | | 32 | | | 32 | | | | | | | | | | | |
| SUEDE | | | 7 | | | 7 | | | | | | | | | | | |
| DANEMARK | | | 3 | | | 4 | | | | | | | | | | | |
| O24 | FROMAGE ET CAILLEBOTTE | | | | | | | | | | | | | | | | |
| | KAESE UND QUARK | | | | | | | | | | | | | | | | |
| M O N D E | T | | 171 | | | 248 | | | | | | | | | | | |
| FRANCE | | | 132 | | | 198 | | | | | | | | | | | |
| PAYS BAS | | | 26 | | | 34 | | | | | | | | | | | |
| ITALIE | | | 2 | | | 3 | | | | | | | | | | | |
| DANEMARK | | | 4 | | | 4 | | | | | | | | | | | |
| SUISSE | | | 7 | | | 9 | | | | | | | | | | | |
| O25 | OEUFS D O SEAUX | | | | | | | | | | | | | | | | |
| | VOGELLEIER | | | | | | | | | | | | | | | | |
| M O N D E | T | | 24 | | | 24 | | | | | | | | | | | |
| FRANCE | | | 14 | | | 15 | | | | | | | | | | | |
| DANEMARK | | | 6 | | | 5 | | | | | | | | | | | |
| MAROC | | | 3 | | | 3 | | | | | | | | | | | |
| O31 | POISSONS | | | | | | | | | | | | | | | | |
| | FISCH | | | | | | | | | | | | | | | | |
| M O N D E | T | | 2160 | | | | | | | | | | | | | | |

Tab. 2

import 1961

| WAREN - PRODUIT | | | WAREN - PRODUIT | | | WAREN - PRODUIT | | |
|--------------------------------|--------------------------------------|----------------------------|--------------------------------|--------------------------------------|----------------------------|--------------------------------|--------------------------------------|----------------------------|
| Ursprung - Origine | MENGE QUANTITÉ Einheit - Unité | WERTE VALEUR 1000 \$ | Ursprung - Origine | MENGE QUANTITÉ Einheit - Unité | WERTE VALEUR 1000 \$ | Ursprung - Origine | MENGE QUANTITÉ Einheit - Unité | WERTE VALEUR 1000 \$ |
| ALLEMAGNE RF | 4 | 2 | 073 | | | DANEMARK | 13 | 7 |
| ROYAUME UNI | 15 | 4 | CHOCOLAT ET PREP AU CACAO | | | PORTUGAL | 154 | 39 |
| SUISSE | 2 | 1 | SCHOKOLADE U SCHOKOLADEWAREN | | | ESPAGNE | 980 | 117 |
| HONGRIE | 3 | 1 | | | | MAROC | 13018 | 1172 |
| MAROC | 12 | 4 | M O N D E T | 82 | 75 | • ALGERIE | 181 | 30 |
| • ALGERIE | 20 | 10 | FRANCE | 72 | 66 | GUINEE ESPAGN | 163 | 56 |
| • COTE IVOIRE | 4 | 2 | BELGIQUE LUXBG | 6 | 3 | ETATS UNIS | 5 | 3 |
| UNION SUD AFR | 64 | 24 | ITALIE | 2 | 5 | | | |
| | | | ROYAUME UNI | 1 | 1 | | | |
| 054 | | | | | | 121 | | |
| LEGUMES PLANTES TUBERC ALIMENT | | | 074 | | | TABACS BRUTS ET DECHETS | | |
| GEMUESE PFLANZEN KNOLLEN F ERN | | | THE ET MATE | | | ROHTABAK UND TABAKBFAELLE | | |
| M O N D E T | 3043 | 462 | TEE UND MATE | | | | | |
| FRANCE | 2460 | 325 | M O N D E T | 17 | 42 | M O N D E T | 1017 | 897 |
| BELGIQUE LUXBG | 25 | 13 | FRANCE | 1 | 2 | ITALIE | 50 | 46 |
| ALLEMAGNE RF | 15 | 25 | PAYS BAS | 1 | 2 | ROYAUME UNI | 16 | 15 |
| ESPAGNE | 14 | 3 | ROYAUME UNI | 14 | 36 | MAROC | 25 | 23 |
| YUGOSLAVIE | 10 | 16 | NIGERIA | 1 | 1 | • ALGERIE | 20 | 12 |
| MAROC | 347 | 66 | TANGANYKA | 1 | 1 | NIGERIA | 2 | 3 |
| NIGERIA | 170 | 15 | | | | KENYA OUGANDA | 318 | 334 |
| | | | 075 | | | ETATS UNIS | 170 | 237 |
| 055 | | | EPICES | | | DOMINICAINE REP | 144 | 74 |
| PREPARAT ET CONSERV DE LEGUMES | | | GEWUERZE | | | BRESIL | 110 | 81 |
| ZUBEREITUNGEN A GEMUESE USW | | | M O N D E T | 7 | 12 | UNION INDIENNE | 127 | 51 |
| M O N D E T | 1178 | 428 | FRANCE | 3 | 10 | CHINE CONTINENT | 19 | 11 |
| FRANCE | 349 | 169 | NIGERIA | 4 | 1 | FORMOSE | 4 | 2 |
| BELGIQUE LUXBG | 16 | 6 | | | | PHILIPPINES | 4 | 2 |
| PAYS BAS | 5 | 3 | | | | INDONESIE | 9 | 7 |
| ITALIE | 555 | 167 | | | | | | |
| NORVEGE | 2 | 1 | 081 | | | 122 | | |
| DANEMARK | 2 | 2 | ALIMENTS POUR ANIMAUX | | | TABACS MANUFACTURES | | |
| ESPAGNE | 106 | 27 | FUTTERMITTEL | | | TABAKWAREN | | |
| HONGRIE | 8 | 2 | | | | | | |
| MAROC | 6 | 3 | M O N D E T | 231 | 47 | M O N D E T | 196 | 824 |
| • ALGERIE | 21 | 9 | FRANCE | 231 | 47 | FRANCE | 12 | 35 |
| CANARIES | 70 | 18 | | | | BELGIQUE LUXBG | 22 | 100 |
| GUINEE ESPAGN | 10 | 3 | | | | PAYS BAS | 2 | 19 |
| ETATS UNIS | 24 | 17 | | | | ROYAUME UNI | 57 | 299 |
| | | | | | | NORVEGE | 4 | 18 |
| 061 | | | | | | DANEMARK | 1 | 1 |
| SUCRE ET MIEL | | | 091 | | | SUISSE | 1 | 2 |
| ZUCKER UND HONIG | | | MARGARINE ET GRAISSES ALIMENT | | | • ALGERIE | 92 | 327 |
| M O N D E T | 6258 | 1226 | MARGARINE UND AN SPEISEFETTE | | | NIGERIA | 2 | 1 |
| FRANCE | 3716 | 723 | | | | ETATS UNIS | 5 | 22 |
| MAROC | 1618 | 332 | M O N D E T | 76 | 46 | | | |
| • ALGERIE | 45 | 9 | FRANCE | 33 | 23 | 2 4 | | |
| NIGERIA | 870 | 160 | BELGIQUE LUXBG | 2 | 1 | MATIERES PREMIERES | | |
| • MALGACHE REP | 5 | 1 | PAYS BAS | 40 | 20 | ROHSTOFFE | | |
| ETATS UNIS | 2 | 1 | NORVEGE | 1 | 1 | | | |
| | | | ETATS UNIS | 2 | 1 | M O N D E T | | 2172 |
| 062 | | | | | | FRANCE | | 1089 |
| PREPARATIONS A BASE DE SUCRE | | | 099 | | | BELGIQUE LUXBG | | 21 |
| ZUCKERWAREN | | | PREPARATIONS ALIMENTAIRES NDA | | | PAYS BAS | | 15 |
| M O N D E T | 816 | 345 | NAHRUNGSMITTELZUBEREIT A N G | | | ALLEMAGNE RF | | 234 |
| FRANCE | 529 | 242 | M O N D E T | 285 | 176 | ITALIE | | 1 |
| BELGIQUE LUXBG | 9 | 4 | FRANCE | 252 | 149 | ROYAUME UNI | | 37 |
| PAYS BAS | 33 | 21 | ALLEMAGNE RF | 1 | 1 | PORTUGAL | | 5 |
| ALLEMAGNE RF | 1 | 1 | ROYAUME UNI | 3 | 3 | ESPAGNE | | 79 |
| ROYAUME UNI | 1 | 2 | SUISSE | 4 | 3 | MAROC | | 16 |
| DANEMARK | 11 | 11 | MAROC | 17 | 5 | • ALGERIE | | 1 |
| ZONE MARK EST | 3 | 1 | • ALGERIE | 5 | 13 | • SENEGAL | | 163 |
| POLOGNE | 10 | 4 | ETATS UNIS | 1 | 1 | • COTE IVOIRE | | 4 |
| • SENEGAL | 215 | 58 | | | | NIGERIA | | 208 |
| ISRAEL | 4 | 2 | 111 | | | GUINEE ESPAGN | | 21 |
| | | | BOISSONS N ALC SAUF JUS FRUITS | | | • CARON | | 2 |
| 071 | | | ALKOHOLFREIE GETRAENKE | | | • CONGO BRAZZA | | 12 |
| CAFE | | | M O N D E T | 754 | 155 | ETATS UNIS | | 263 |
| KAFFEE | | | FRANCE | 746 | 152 | | | |
| M O N D E T | 50 | 96 | • ALGERIE | 4 | 2 | 211 | | |
| FRANCE | 34 | 89 | • SENEGAL | 1 | 1 | PEAUX BRUTES SAUF PELLETERIES | | |
| PAYS BAS | 1 | 1 | | | | HAEUTE UND FELLE ROH | | |
| • COTE IVOIRE | 2 | 3 | 112 | | | M O N D E T | 5 | 1 |
| NIGERIA | 15 | 3 | BOISSONS ALCOOLIQUEES | | | NIGERIA | 5 | 1 |
| | | | ALKOHOLISCHE GETRAENKE | | | | | |
| 072 | | | M O N D E T | 32731 | 4598 | 221 | | |
| CACAO | | | FRANCE | 16832 | 2409 | GRAINES NOIX OLEAGINEUSES | | |
| KAKAO | | | BELGIQUE LUXBG | 1 | 1 | OELSAATEN UND OELFRUECHTE | | |
| M O N D E T | 19 | 21 | PAYS BAS | 689 | 165 | M O N D E T | 118 | 11 |
| FRANCE | 19 | 21 | ALLEMAGNE RF | 263 | 71 | NIGERIA | 118 | 11 |
| | | | ITALIE | 46 | 17 | | | |
| | | | ROYAUME UNI | 296 | 480 | 231 | | |
| | | | ISLANDE | 3 | 1 | CAOUTCHOUC BRUT NAT SYNT REGEN | | |
| | | | IRLANDE | 71 | 24 | KAUTSCHUK | | |
| | | | SUEDE | 15 | 4 | M O N D E T | 8 | 2 |
| | | | | | | FRANCE | 8 | 2 |

Werte : 1000 \$ — Mengen : Tonnen falls nicht anders vermerkt (Abkürzungen siehe Anhang)
Y : siehe im Anhang Anmerkungen zu den Waren

Valeurs : 1000 \$ — Quantités : Tonnes sauf indication contraire (Voir abréviations en Annexe)
Y : voir notes par produits en Annexe

Tab. 2

import 1961

| WAREN - PRODUIT | | | MENGE | WERTE | WAREN - PRODUIT | | | MENGE | WERTE | WAREN - PRODUIT | | | MENGE | WERTE |
|--------------------------------|--|--|-----------------|------------|-------------------------------|--|--|-----------------|------------|--------------------------------|--|--|-----------------|------------|
| ↓ Ursprung - Origine ↓ | | | ↓ QUANTITÉ ↓ | ↓ VALEUR ↓ | ↓ Ursprung - Origine ↓ | | | ↓ QUANTITÉ ↓ | ↓ VALEUR ↓ | ↓ Ursprung - Origine ↓ | | | ↓ QUANTITÉ ↓ | ↓ VALEUR ↓ |
| | | | Einheit - Unité | 1000 \$ | | | | Einheit - Unité | 1000 \$ | | | | Einheit - Unité | 1000 \$ |
| ALLEMAGNE RF | | | 22 | 6 | 553 | | | | | 611 | | | | |
| ITALIE | | | 25 | 7 | PARFUMERIE ET PROD DE BEAUTE | | | | | CUIRS | | | | |
| ..ALGERIE | | | 2 | 1 | KIECH UND SCHOENHEITSMITTEL | | | | | LEDER | | | | |
| 513 | | | | | M O N D E T | | | 480 | 627 | M O N D E T | | | 4 | 5 |
| ELEMENTS CHIMIQUES INORGANI | | | | | FRANCE | | | 368 | 486 | FRANCE | | | 2 | 4 |
| ANORGANISCHE CHEM GRUNDSTOFFE | | | | | BELGIQUE LUXBG | | | 2 | 1 | ..SENEGAL | | | 2 | 1 |
| M O N D E T | | | 105373 | 7412 | PAYS BAS | | | 5 | 7 | 612 | | | | |
| FRANCE | | | 940 | 116 | ALLEMAGNE RF | | | 1 | 2 | ARTICLES MANUFACT EN CUIR, NDA | | | | |
| PAYS BAS | | | 11 | 2 | ITALIE | | | 1 | 2 | WAREN A LEGER KUNSTLEDER A N G | | | | |
| ALLEMAGNE RF | | | 19 | 3 | ROYAUME UNI | | | 59 | 65 | M O N D E T | | | 8 | 25 |
| ROYAUME UNI | | | 1 | 1 | ..ALGERIE | | | 24 | 41 | FRANCE | | | 7 | 25 |
| GUINEE REP | | | 104402 | 7290 | ..COTE D'IVOIRE | | | 5 | 3 | ITALIE | | | 1 | 1 |
| 514 | | | | | NIGERIA | | | 1 | 3 | 621 | | | | |
| AUTRES PROD CHIM INORGANIQUE | | | | | GUINEE ESPAGN | | | 2 | 3 | DEMI PRODUITS EN CAOUTCHOUC | | | | |
| AND ANORGAN CHEM ERZEUGNISSE | | | | | ..CONGO BRAZZA | | | 4 | 9 | HALBERZEUGNISSE AUS KAUTSCHUK | | | | |
| M O N D E T | | | 5468 | 1349 | ..CONGO LEO | | | 1 | 6 | M O N D E T | | | 40 | 87 |
| FRANCE | | | 4929 | 1212 | UNION SUD AFR | | | 5 | 6 | FRANCE | | | 35 | 78 |
| PAYS BAS | | | 50 | 4 | JAPON | | | 1 | 1 | PAYS BAS | | | 1 | 1 |
| ALLEMAGNE RF | | | 300 | 87 | 554 | | | | | ALLEMAGNE RF | | | 2 | 5 |
| ITALIE | | | 14 | 2 | SAVONS PRODUITS D'ENTRETIEN | | | | | ..ALGERIE | | | 2 | 1 |
| ROYAUME UNI | | | 26 | 16 | SEIFEN PUTZ UND WASCHMITTEL | | | | | ETATS UNIS | | | 1 | 1 |
| DANEMARK | | | 150 | 27 | M O N D E T | | | 1373 | 613 | ISRAEL | | | 1 | 2 |
| 521 | | | | | FRANCE | | | 1192 | 511 | 629 | | | | |
| GOUDRONS MINER DERIV CHIM BRUT | | | | | PAYS BAS | | | 70 | 26 | ART MANUFACT EN CAOUTCHOUC NDA | | | | |
| TEER UND TEERERZEUGNISSE | | | | | ALLEMAGNE RF | | | 28 | 9 | BEARB WAREN A KAUTSCHUK A N G | | | | |
| M O N D E T | | | 36 | 6 | ITALIE | | | 5 | 2 | M O N D E T | | | 1235 | 1754 |
| FRANCE | | | 36 | 6 | ROYAUME UNI | | | 38 | 47 | FRANCE | | | 1165 | 1641 |
| 531 | | | | | IRLANDE | | | 2 | 3 | BELGIQUE LUXBG | | | 2 | 3 |
| COLOR DU GOUDR INDIGO NAT ETC | | | | | MAROC | | | 2 | 1 | PAYS BAS | | | 18 | 20 |
| SYNT ORG FARBST NAT INDIGO USW | | | | | ..ALGERIE | | | 4 | 3 | ALLEMAGNE RF | | | 13 | 17 |
| M O N D E T | | | 3 | 9 | NIGERIA | | | 33 | 11 | ITALIE | | | 17 | 26 |
| FRANCE | | | 1 | 7 | ETATS UNIS | | | | | ROYAUME UNI | | | 1 | 2 |
| ALLEMAGNE RF | | | 1 | 2 | 561 | | | | | SUISSE | | | 4 | 5 |
| 533 | | | | | ENCRAIS MANUFACTURES | | | | | ESPAGNE | | | 1 | 1 |
| PIGMENTS PEINTURES VERNIS | | | | | CHEMISCHE DUENGMITTEL | | | | | ..TCHAD | | | 5 | 6 |
| PIGMENTS FARBEN LACKE USW | | | | | M O N D E T | | | 9433 | 674 | NIGERIA | | | 2 | 2 |
| M O N D E T | | | 823 | 483 | FRANCE | | | 8575 | 628 | ETATS UNIS | | | 8 | 30 |
| FRANCE | | | 709 | 415 | PAYS BAS | | | 368 | 19 | 631 | | | | |
| BELGIQUE LUXBG | | | 16 | 7 | ALLEMAGNE RF | | | 459 | 26 | BOIS ARTIF ET TRAVAILLES NDA | | | | |
| PAYS BAS | | | 30 | 18 | ..SENEGAL | | | 30 | 1 | FURNIERE KUNSTHOLZ USW A N G | | | | |
| ALLEMAGNE RF | | | 4 | 4 | 571 | | | | | M O N D E T | | | 749 | 158 |
| ROYAUME UNI | | | 10 | 10 | EXPLOSIFS | | | | | FRANCE | | | 105 | 36 |
| SUEDE | | | 1 | 1 | SPRENGSTOFFE | | | | | NORVEGE | | | 62 | 6 |
| DANEMARK | | | 1 | 2 | M O N D E T | | | 144 | 181 | SUEDE | | | 249 | 25 |
| SUISSE | | | 1 | 1 | FRANCE | | | 140 | 174 | FINLANDE | | | 21 | 2 |
| MAROC | | | 25 | 11 | BELGIQUE LUXBG | | | 1 | 2 | ..GABON | | | 312 | 89 |
| ..ALGERIE | | | 26 | 14 | ALLEMAGNE RF | | | 1 | 1 | 632 | | | | |
| ETATS UNIS | | | 1 | 1 | ITALIE | | | 1 | 2 | ARTICLES MANUFACT EN BOIS NDA | | | | |
| 541 | | | | | TCHECOSLOVAQUIE | | | 1 | 2 | BEARBEITETE WAREN A HOLZ A N G | | | | |
| PRODUITS MEDICIN ET PHARMACEUT | | | | | 581 | | | | | M O N D E T | | | 144 | 44 |
| MEDIZIN U PHARM ERZEUGNISSE | | | | | MATIERES PLASTIQUES RESIN ART | | | | | FRANCE | | | 95 | 37 |
| M O N D E T | | | 616 | 2063 | KUNSTSTOFFE KUNSTHARZE USW | | | | | NORVEGE | | | 25 | 3 |
| FRANCE | | | 574 | 1972 | M O N D E T | | | 274 | 248 | SUEDE | | | 20 | 2 |
| BELGIQUE LUXBG | | | 3 | 5 | FRANCE | | | 262 | 239 | MAROC | | | 1 | 1 |
| PAYS BAS | | | 1 | 4 | ALLEMAGNE RF | | | 5 | 2 | NIGERIA | | | 1 | 1 |
| ALLEMAGNE RF | | | 10 | 16 | ITALIE | | | 4 | 6 | ..CONGO BRAZZA | | | 1 | 1 |
| ROYAUME UNI | | | 6 | 10 | ROYAUME UNI | | | 3 | 1 | 633 | | | | |
| SUISSE | | | 1 | 2 | 599 | | | | | ARTICLES MANUFACTURES EN LIEGE | | | | |
| MAROC | | | 1 | 2 | PRODUITS CHIMIQUES NDA | | | | | BEARBEITETE WAREN AUS KORK | | | | |
| ..SENEGAL | | | 1 | 2 | CHEMISCHE ERZEUGNISSE A N G | | | | | M O N D E T | | | 11 | 10 |
| ..COTE D'IVOIRE | | | 3 | 2 | M O N D E T | | | 2201 | 796 | FRANCE | | | 8 | 8 |
| NIGERIA | | | 1 | 1 | FRANCE | | | 1860 | 680 | MAROC | | | 3 | 1 |
| ETATS UNIS | | | 15 | 45 | BELGIQUE LUXBG | | | 1 | 1 | FRANCE | | | 807 | 310 |
| 551 | | | | | PAYS BAS | | | 82 | 19 | BELGIQUE LUXBG | | | 99 | 14 |
| HUILES ESSENTIELLES PROD AROMA | | | | | ALLEMAGNE RF | | | 7 | 11 | 641 | | | | |
| AETHERISCHE OELE U RIECHSTOFFE | | | | | ITALIE | | | 8 | 2 | PAPIERS ET CARTONS | | | | |
| M O N D E T | | | 10 | 28 | ROYAUME UNI | | | 7 | 4 | PAPIER UND PAPPE | | | | |
| FRANCE | | | 10 | 28 | SUEDE | | | 16 | 4 | M O N D E T | | | 1160 | 362 |
| 553 | | | | | MAROC | | | 4 | 3 | FRANCE | | | 807 | 310 |
| HUILES ESSENTIELLES PROD AROMA | | | | | ..CONGO BRAZZA | | | 5 | 5 | BELGIQUE LUXBG | | | 99 | 14 |
| AETHERISCHE OELE U RIECHSTOFFE | | | | | ETATS UNIS | | | 187 | 47 | | | | | |
| M O N D E T | | | 10 | 28 | MALAISIE FED | | | 23 | 21 | | | | | |
| FRANCE | | | 10 | 28 | | | | | | | | | | |

Werte: 1000 \$ — Mengen: Tonnen falls nicht anders vermerkt (Abkürzungen siehe Anhang)
Y: siehe im Anhang Anmerkungen zu den Waren

Valeurs: 1000 \$ — Quantités: Tonnes sauf indication contraire (Voir abréviations en Annexe)
Y: voir notes par produits en Annexe

Tab. 2

import 1961

Kamerun Cameroun

| WAREN - PRODUIT | | | WAREN - PRODUIT | | | WAREN - PRODUIT | | |
|-------------------------------|-------------------|-----------------|--------------------------------|-------------------|-----------------|--------------------------------|-------------------|-----------------|
| Ursprung - Origine | MENGE QUANTITÉ | WERTE VALEUR | Ursprung - Origine | MENGE QUANTITÉ | WERTE VALEUR | Ursprung - Origine | MENGE QUANTITÉ | WERTE VALEUR |
| | Einheit - Unité | 1000 \$ | | Einheit - Unité | 1000 \$ | | Einheit - Unité | 1000 \$ |
| NORVEGE . | 75 | 7 | ZONE MARK EST | 8 | 11 | FRANCE | 35535 | 746 |
| SUEDE . | 166 | 23 | POLOCNE | 12 | 16 | BELGIQUE LUXBG | 7889 | 137 |
| FINLANDE | 4 | 1 | TCHECOSLOVAQUIE | 27 | 53 | ALLEMAGNE RF | 5428 | 128 |
| SUISSE . | 1 | 1 | *COTE IVOIRE | 1 | 2 | SUEDE . | 2213 | 40 |
| *ALGERIE | 8 | 4 | NIGERIA | 1 | 3 | DANEMARK . | 2796 | 51 |
| ETATS UNIS | 2 | 2 | ETATS UNIS | 1 | 2 | MAROC | 481 | 14 |
| | | | UNION INDIENNE | 6 | 3 | *TCHAD | 30 | 3 |
| | | | JAPON | 227 | 403 | | | |
| 641 | | | 654 | | | 662 | | |
| ARTICLES EN PAPIER OU CARTON | | | TULLES DENTELLES BRODERIES ETC | | | PIECES DE CONSTR EN MAT CERAM | | |
| WAREN AUS PAPIER ODER PAPPE | | | TUELL SPITZEN BAENDER USW | | | BAUMATERIAL AUS KERAM STOFFEN | | |
| M O N D E T | 1442 | 1179 | M O N D E T | 16 | 84 | M O N D E T | 2149 | 212 |
| FRANCE | 1154 | 773 | FRANCE | 14 | 78 | FRANCE | 1841 | 153 |
| BELGIQUE LUXBG | 5 | 2 | ALLEMAGNE RF | 2 | 2 | ALLEMAGNE RF | 297 | 58 |
| PAYS BAS | 3 | 2 | ITALIE | 1 | 4 | *SENEGAL | 4 | 1 |
| ALLEMAGNE RF | 2 | 4 | NIGERIA | 1 | 1 | | | |
| ITALIE | 2 | 1 | | | | 663 | | |
| ROYAUME UNI . | 2 | 2 | 655 | | | ARTICLES EN MAT MINERALES NDA | | |
| NORVEGE . | 15 | 7 | TISSUS SPECIAUX ARTIC ASSIMIL | | | WAREN A MINERAL STOFFEN A N G | | |
| SUEDE . | 47 | 17 | SPEZIALGEWEBE UND ERZEUGNISSE | | | M O N D E T | 64 | 124 |
| FINLANDE | 4 | 1 | M O N D E T | 142 | 170 | FRANCE | 54 | 108 |
| DANEMARK . | 1 | 2 | FRANCE | 92 | 130 | ALLEMAGNE RF | 5 | 10 |
| SUISSE . | 1 | 1 | BELGIQUE LUXBG | 14 | 9 | ROYAUME UNI . | 1 | 1 |
| MAROC | 30 | 9 | ALLEMAGNE RF | 4 | 7 | ETATS UNIS | 4 | 4 |
| *ALGERIE | 157 | 346 | ITALIE | 1 | 1 | | | |
| *SENEGAL | 11 | 4 | AUTRICHE . | 1 | 4 | 664 | | |
| *CONGO BRAZZA | 1 | 1 | PORTUGAL . | 2 | 1 | VERRE | | |
| ETATS UNIS | 7 | 7 | *COTE IVOIRE | 15 | 8 | GLAS | | |
| | | | *CONGO BRAZZA | 1 | 1 | M O N D E T | 249 | 145 |
| 651 | | | ETATS UNIS | 13 | 6 | FRANCE | 233 | 126 |
| FILS DE MATIERES TEXTILES | | | JAPON | 1 | 1 | ALLEMAGNE RF | 1 | 3 |
| GARNE AUS SPINNSTOFFEN | | | 656 | | | ROYAUME UNI . | 1 | 2 |
| M O N D E T | 96 | 267 | ARTICLES EN MAT TEXTILES NDA | | | TCHECOSLOVAQUIE | 1 | 1 |
| FRANCE | 67 | 221 | SPINNSTOFFWAREN A N G | | | NIGERIA | 7 | 3 |
| BELGIQUE LUXBG | 1 | 1 | M O N D E T | 2080 | 1847 | ETATS UNIS | 2 | 6 |
| PAYS BAS | 1 | 1 | FRANCE | 404 | 640 | JAPON | 3 | 2 |
| ALLEMAGNE RF | 1 | 1 | BELGIQUE LUXBG | 55 | 74 | HONG KONG | 1 | 1 |
| ITALIE | 12 | 26 | PAYS BAS | 82 | 130 | | | |
| *COTE IVOIRE | 7 | 9 | ALLEMAGNE RF | 158 | 95 | 665 | | |
| NIGERIA | 8 | 5 | ITALIE | 286 | 197 | VERRERIE | | |
| JAPON | 1 | 1 | ROYAUME UNI . | 3 | 6 | GLASWAREN | | |
| | | | NORVEGE . | 1 | 1 | M O N D E T | 4927 | 846 |
| 652 | | | ESPAGNE | 107 | 54 | FRANCE | 4537 | 794 |
| TISSUS COTON SAUF TISSUS SPEC | | | ZONE MARK EST | 103 | 77 | PAYS BAS | 18 | 4 |
| BAUMWOLLGEWEBE | | | POLOCNE | 6 | 9 | ALLEMAGNE RF | 5 | 2 |
| M O N D E T | 2161 | 5084 | TCHECOSLOVAQUIE | 76 | 72 | ITALIE | 1 | 1 |
| FRANCE | 1168 | 3029 | HONGRIE | 14 | 17 | ROYAUME UNI . | 1 | 1 |
| BELGIQUE LUXBG | 5 | 18 | MAROC | 4 | 11 | TCHECOSLOVAQUIE | 8 | 6 |
| PAYS BAS | 128 | 299 | *ALGERIE | 6 | 11 | GUINEE ESPAGN | 5 | 1 |
| ALLEMAGNE RF | 106 | 237 | *SENEGAL | 29 | 27 | *CONGO LEO | 352 | 35 |
| ITALIE | 23 | 48 | *COTE IVOIRE | 6 | 4 | ETATS UNIS | 1 | 2 |
| ROYAUME UNI . | 44 | 143 | NIGERIA | 62 | 6 | | | |
| SUEDE . | 3 | 5 | *REP CENTRE AF | 5 | 2 | 666 | | |
| AUTRICHE . | 1 | 3 | GUINEE ESPAGN | 189 | 164 | ARTICLES EN MATIER CERAMIQUES | | |
| PORTUGAL . | 1 | 3 | ETATS UNIS | 7 | 16 | FEINKERAMISCHE ERZEUGNISSE | | |
| ESPAGNE | 265 | 383 | PAKISTAN | 103 | 35 | M O N D E T | 254 | 133 |
| YOUNGSLAVIE | 5 | 7 | UNION INDIENNE | 293 | 87 | FRANCE | 207 | 102 |
| ZONE MARK EST | 4 | 9 | CHINE CONTINENT | 1 | 2 | ALLEMAGNE RF | 8 | 6 |
| POLOGNE | 30 | 52 | JAPON | 60 | 83 | ROYAUME UNI . | 1 | 1 |
| TCHECOSLOVAQUIE | 88 | 169 | HONG KONG | 18 | 27 | ZONE MARK EST | 4 | 2 |
| HONGRIE | 38 | 77 | 657 | | | TCHECOSLOVAQUIE | 10 | 4 |
| BULGARIE | 1 | 1 | COUV PARQUETS TAPIS TAPISSERIE | | | ETATS UNIS | 1 | 1 |
| *ALGERIE | 1 | 2 | FUSSEBODENBELAEGE TEPPICHE USW | | | JAPON | 23 | 18 |
| *SENEGAL | 4 | 11 | M O N D E T | 74 | 58 | | | |
| NIGERIA | 7 | 17 | FRANCE | 18 | 33 | 667 | | |
| *REP CENTRE AF | 14 | 21 | BELGIQUE LUXBG | 1 | 1 | PIERRES GEMMES ET PERLES FINES | | |
| GUINEE ESPAGN | 1 | 1 | PAYS BAS | 22 | 5 | EDEL SCHMUCKSTEINE ECHT PERLEN | | |
| ETATS UNIS | 48 | 140 | ITALIE | 1 | 2 | M O N D E T | 4 | 2 |
| UNION INDIENNE | 9 | 14 | ROYAUME UNI . | 8 | 3 | FRANCE | 4 | 2 |
| CHINE CONTINENT | 9 | 12 | DANEMARK . | 1 | 1 | NIGERIA | 4 | 2 |
| JAPON | 27 | 60 | *SENEGAL | 3 | 3 | | | |
| FORMOSE | 5 | 7 | NIGERIA | 2 | 2 | 671 | | |
| HONG KONG | 21 | 30 | ETATS UNIS | 1 | 1 | SPIEGEL FONTES FERRO ALLIAGES | | |
| | | | JAPON | 21 | 7 | ROHEISEN SPIEGELEISEN FERROLEG | | |
| 653 | | | 661 | | | M O N D E T | 411 | 55 |
| AUTRES TISSUS SAUF SPECIAUX | | | CHAUX CIMENTS OUVR PR BATIMENT | | | FRANCE | 411 | 55 |
| ANDERE GEWFBE | | | KALK ZEMENT UND BAUSTOFFE | | | | | |
| M O N D E T | 832 | 2061 | M O N D E T | 54381 | 1122 | | | |
| FRANCE | 301 | 1058 | | | | | | |
| BELGIQUE LUXBG | 2 | 5 | | | | | | |
| PAYS BAS | 46 | 98 | | | | | | |
| ALLEMAGNE RF | 163 | 330 | | | | | | |
| ITALIE | 24 | 48 | | | | | | |
| SUISSE . | 1 | 2 | | | | | | |
| AUTRICHE . | 6 | 12 | | | | | | |
| PORTUGAL . | 2 | 2 | | | | | | |
| ESPAGNE | 7 | 12 | | | | | | |

Werte: 1000 \$ — Mengen: Tonnen falls nicht anders vermerkt (Abkürzungen siehe Anhang)
Y: siehe im Anhang Anmerkungen zu den Waren

Valeurs: 1000 \$ — Quantités: Tonnes sauf indication contraire (Voir abréviations en Annexe)
Y: voir notes par produits en Annexe

Tab. 2

import 1961

| WAREN - PRODUIT | | | WERTE | | | WAREN - PRODUIT | | | WERTE | | | WAREN - PRODUIT | | | WERTE | | |
|--------------------------------|--|------|----------|--|------|--------------------------------|--|------|----------|--|------|--------------------------------|--|-----|----------|--|-----|
| Ursprung - Origine | | | QUANTITÉ | | | Ursprung - Origine | | | QUANTITÉ | | | Ursprung - Origine | | | QUANTITÉ | | |
| Einheit - Unité | | | 1000 \$ | | | Einheit - Unité | | | 1000 \$ | | | Einheit - Unité | | | 1000 \$ | | |
| FRANCE | | 4291 | | | 5959 | GUINEE ESPAGN | | | | | 1 | 862 | | | | | |
| BELGIQUE LUXBG | | 4 | | | 9 | ETATS UNIS | | 62 | | | 84 | FOURNITURES PHOTOCINEMA | | | | | |
| PAYS BAS | | 29 | | | 23 | JAPON | | 3 | | | 2 | PHOTOCHEMISCHE ERZEUGNISSE | | | | | |
| ALLEMAGNE RF | | 1350 | | | 2168 | | | | | | | M O N D E T | | 40 | | | 98 |
| ITALIE | | 90 | | | 137 | | | | | | | FRANCE | | 39 | | | 95 |
| ROYAUME UNI | | 545 | | | 741 | | | | | | | ALLEMAGNE RF | | 1 | | | 3 |
| SUISSE | | 15 | | | 12 | | | | | | | | | | | | |
| TCHECOSLOVAQUIE | | 1 | | | 1 | | | | | | | | | | | | |
| MAROC | | 1 | | | 1 | 831 | | | | | | | | | | | |
| ALGERIE | | 11 | | | 15 | ARTI VOYAGE SACS A MAIN ET SIM | | | | | | | | | | | |
| TCHAD | | 1 | | | 1 | REISEARTIKEL TAESCHMERW U DGL | | | | | | | | | | | |
| COTE IVOIRE | | 1 | | | 2 | M O N D E T | | 181 | | | 308 | 863 | | | | | |
| NIGERIA | | 3 | | | 2 | FRANCE | | 122 | | | 245 | FILMS CINEMA IMPRES ET DEVELOP | | | | | |
| GABON | | 11 | | | 6 | ALLEMAGNE RF | | 11 | | | 11 | KINOFILME BELICHTET ENTWICKELT | | | | | |
| ETATS UNIS | | 675 | | | 1031 | ITALIE | | 10 | | | 11 | M O N D E T | | 20 | | | 149 |
| JAPON | | 83 | | | 98 | ZONE MARK EST | | 2 | | | 2 | FRANCE | | 19 | | | 146 |
| | | | | | | TCHECOSLOVAQUIE | | 3 | | | 2 | ROYAUME UNI | | | | | 1 |
| | | | | | | NIGERIA | | 1 | | | 2 | SENEGAL | | | | | 1 |
| | | | | | | GUINEE ESPAGN | | 1 | | | 1 | | | | | | |
| | | | | | | JAPON | | 17 | | | 23 | | | | | | |
| | | | | | | HONG KONG | | 14 | | | 11 | | | | | | |
| 733 | | | | | | | | | | | | 864 | | | | | |
| VEHIC ROUT AUT OUE AUTOMOBILES | | | | | | | | | | | | HORLOGERIE | | | | | |
| STRASSENFAHRZEUGE O KRAFTANTR | | | | | | | | | | | | UHREN | | | | | |
| M O N D E T | | 272 | | | 319 | 841 | | | | | | M O N D E T | | 12 | | | 158 |
| FRANCE | | 199 | | | 232 | VETEMENTS | | | | | | FRANCE | | 5 | | | 117 |
| PAYS BAS | | 3 | | | 2 | BEKLEIDUNG | | | | | | ALLEMAGNE RF | | 3 | | | 11 |
| ALLEMAGNE RF | | 7 | | | 9 | M O N D E T | | 519 | | | 2696 | ITALIE | | | | | 1 |
| ROYAUME UNI | | 23 | | | 31 | FRANCE | | 292 | | | 2103 | SUISSE | | | | | 20 |
| DANEMARK | | 2 | | | 2 | BELGIQUE LUXBG | | 1 | | | 7 | AUTRICHE | | | | | 2 |
| TCHAD | | 11 | | | 19 | PAYS BAS | | 4 | | | 14 | JAPON | | 4 | | | 6 |
| SENEGAL | | 10 | | | 4 | ALLEMAGNE RF | | 6 | | | 18 | HONG KONG | | | | | 1 |
| NIGERIA | | 4 | | | 11 | ITALIE | | 24 | | | 91 | | | | | | |
| REP CENTRE AF | | 4 | | | 6 | ROYAUME UNI | | 1 | | | 4 | | | | | | |
| ETATS UNIS | | 5 | | | 1 | SUISSE | | 1 | | | 2 | | | | | | |
| JAPON | | 2 | | | 1 | ESPAGNE | | 7 | | | 15 | | | | | | |
| | | | | | | ZONE MARK EST | | | | | 1 | | | | | | |
| | | | | | | POLOGNE | | 1 | | | 3 | 891 | | | | | |
| 734 | | | | | | TCHECOSLOVAQUIE | | 18 | | | 61 | INSTR MUSIQUE PHONOS DISQUES | | | | | |
| AERONEFS | | | | | | HONGRIE | | 49 | | | 82 | MUSIKINSTR PLATTENSP SCHALLPL | | | | | |
| LUFTFAHRZEUGE | | | | | | MAROC | | 22 | | | 92 | M O N D E T | | 27 | | | 153 |
| M O N D E T | | 53 | | | 501 | NIGERIA | | 21 | | | 12 | FRANCE | | 18 | | | 98 |
| FRANCE | | 25 | | | 206 | REP CENTRE AF | | 1 | | | 6 | PAYS BAS | | 2 | | | 14 |
| ITALIE | | 1 | | | 2 | GUINEE ESPAGN | | 3 | | | 11 | ALLEMAGNE RF | | 4 | | | 30 |
| DANEMARK | | 1 | | | 9 | CONGO BRAZZA | | | | | 1 | ITALIE | | 1 | | | 4 |
| TCHAD | | | | | 2 | ETATS UNIS | | 4 | | | 12 | ROYAUME UNI | | | | | 1 |
| GABON | | | | | 3 | JAPON | | 51 | | | 116 | ETATS UNIS | | 1 | | | 3 |
| CONGO BRAZZA | | 1 | | | 3 | HONG KONG | | 14 | | | 43 | JAPON | | | | | 2 |
| ETATS UNIS | | 25 | | | 275 | | | | | | | | | | | | |
| | | | | | | | | | | | | | | | | | |
| 735 | | | | | | 851 | | | | | | 892 | | | | | |
| BATEAUX | | | | | | CHAUSSURES | | | | | | OUVRAGES IMPRIMES | | | | | |
| WASSERFAHRZEUGE | | | | | | SCHUHE | | | | | | DRUCKEREIERZEUGNISSE | | | | | |
| M O N D E T | | 249 | | | 45 | M O N D E T | | 1703 | | | 2983 | M O N D E T | | 316 | | | 535 |
| FRANCE | | 48 | | | 28 | FRANCE | | 790 | | | 1885 | FRANCE | | 264 | | | 454 |
| GABON | | 200 | | | 16 | BELGIQUE LUXBG | | | | | 2 | BELGIQUE LUXBG | | 4 | | | 6 |
| ETATS UNIS | | 1 | | | 1 | PAYS BAS | | 41 | | | 70 | PAYS BAS | | 1 | | | 1 |
| | | | | | | ALLEMAGNE RF | | 12 | | | 13 | ALLEMAGNE RF | | 4 | | | 3 |
| | | | | | | ITALIE | | 10 | | | 31 | ITALIE | | 2 | | | 2 |
| | | | | | | SUISSE | | | | | 2 | ROYAUME UNI | | 13 | | | 23 |
| | | | | | | ESPAGNE | | 1 | | | 3 | SUISSE | | 2 | | | 1 |
| | | | | | | YUGOSLAVIE | | 2 | | | 3 | MAROC | | 1 | | | 1 |
| | | | | | | ZONE MARK EST | | 2 | | | 2 | ALGERIE | | 16 | | | 23 |
| | | | | | | POLOGNE | | 8 | | | 10 | COTE IVOIRE | | | | | 1 |
| | | | | | | TCHECOSLOVAQUIE | | 155 | | | 182 | NIGERIA | | 1 | | | 1 |
| | | | | | | HONGRIE | | 71 | | | 68 | CONGO BRAZZA | | 5 | | | 11 |
| | | | | | | MAROC | | 100 | | | 158 | ETATS UNIS | | 2 | | | 5 |
| | | | | | | SENEGAL | | 244 | | | 291 | | | | | | |
| | | | | | | NIGERIA | | 1 | | | 2 | | | | | | |
| | | | | | | GUINEE ESPAGN | | 7 | | | 6 | | | | | | |
| | | | | | | CONGO LEO | | 6 | | | 16 | 893 | | | | | |
| | | | | | | CHINE CONTINENT | | 2 | | | 2 | ARTICLES EN MATIERES PLASTIQ | | | | | |
| | | | | | | JAPON | | 189 | | | 173 | KUNSTSTOFFWAREN | | | | | |
| | | | | | | FORMOSE | | 15 | | | 15 | M O N D E T | | 336 | | | 467 |
| | | | | | | HONG KONG | | 46 | | | 50 | FRANCE | | 303 | | | 414 |
| | | | | | | | | | | | | ALLEMAGNE RF | | 8 | | | 15 |
| | | | | | | 861 | | | | | | ITALIE | | 1 | | | 1 |
| | | | | | | APP SCIENTIF ET D OPTIQUE | | | | | | AUTRICHE | | 2 | | | 4 |
| | | | | | | FEINMECH U OPT ERZEUGNISSE | | | | | | MAROC | | | | | 1 |
| | | | | | | M O N D E T | | 40 | | | 354 | NIGERIA | | 1 | | | 1 |
| | | | | | | FRANCE | | 30 | | | 247 | ETATS UNIS | | 2 | | | 3 |
| | | | | | | BELGIQUE LUXBG | | | | | 1 | JAPON | | 19 | | | 26 |
| | | | | | | PAYS BAS | | | | | 1 | HONG KONG | | 1 | | | 2 |
| | | | | | | ALLEMAGNE RF | | 2 | | | 43 | | | | | | |
| | | | | | | ITALIE | | 1 | | | 6 | | | | | | |
| | | | | | | ROYAUME UNI | | | | | 4 | 894 | | | | | |
| | | | | | | NORVEGE | | | | | 1 | VOIT ENFANTS ART SPORT JOUETS | | | | | |
| | | | | | | SUISSE | | | | | 1 | KINDERWAGEN SPORTART SPIELZG | | | | | |
| | | | | | | AUTRICHE | | | | | 8 | M O N D E T | | 78 | | | 445 |
| | | | | | | ETATS UNIS | | 2 | | | 17 | FRANCE | | 57 | | | 386 |
| | | | | | | JAPON | | 2 | | | 12 | BELGIQUE LUXBG | | 9 | | | 19 |
| | | | | | | | | | | | | ALLEMAGNE RF | | 2 | | | 7 |
| | | | | | | | | | | | | ITALIE | | | | | 14 |

Werte: 1000 \$ — Mengen: Tonnen falls nicht anders vermerkt (Abkürzungen siehe Anhang)
 Y: siehe im Anhang Anmerkungen zu den Waren

Valeurs: 1000 \$ — Quantités: Tonnes sauf indication contraire (Voir abréviations en Annexe)
 Y: voir notes par produits en Annexe

Tab. 2

import 1961

Kamerun Cameroun

| WAREN - PRODUIT | | | WAREN - PRODUIT | | | WAREN - PRODUIT | | |
|---------------------------------|--------------------------------------|----------------------------|--------------------|--------------------------------------|----------------------------|--------------------|--------------------------------------|----------------------------|
| Ursprung - Origine | MENGE QUANTITÉ Einheit - Unité | WERTE VALEUR 1000 \$ | Ursprung - Origine | MENGE QUANTITÉ Einheit - Unité | WERTE VALEUR 1000 \$ | Ursprung - Origine | MENGE QUANTITÉ Einheit - Unité | WERTE VALEUR 1000 \$ |
| NORVEGE | 2 | 5 | | | | | | |
| AUTRICHE | | 1 | | | | | | |
| TSCHECOSLOVAQUIE | | 2 | | | | | | |
| MAROC | | 1 | | | | | | |
| NIGERIA | 1 | 2 | | | | | | |
| • CONGO | | 1 | | | | | | |
| ETATS UNIS | | 2 | | | | | | |
| JAPON | 4 | 4 | | | | | | |
| 895 | | | | | | | | |
| ARTICLES DE BUREAU | | | | | | | | |
| BÜROBEDARF | | | | | | | | |
| M O N D E | T | 144 | 169 | | | | | |
| FRANCE | | 139 | 156 | | | | | |
| PAYS BAS | | 1 | 1 | | | | | |
| ALLEMAGNE RF | 2 | 6 | | | | | | |
| ITALIE | | 2 | | | | | | |
| ETATS UNIS | 1 | 2 | | | | | | |
| JAPON | 1 | 1 | | | | | | |
| 896 | | | | | | | | |
| OBJETS D'ART ET ANTIQUITE | | | | | | | | |
| KUNSTGEGENSTAENDE UND DGL | | | | | | | | |
| M O N D E | T | | 1 | | | | | |
| FRANCE | | | 1 | | | | | |
| 897 | | | | | | | | |
| BIJOUTERIE JOAILLERIE ORFEVRES | | | | | | | | |
| SCHMUCK GOLD UND SILBERWAREN | | | | | | | | |
| M O N D E | T | 14 | 129 | | | | | |
| FRANCE | | 7 | 115 | | | | | |
| ALLEMAGNE RF | 1 | 4 | | | | | | |
| SUISSE | | | 1 | | | | | |
| AUTRICHE | | | 1 | | | | | |
| NIGERIA | | | 6 | | | | | |
| JAPON | 1 | 2 | | | | | | |
| 899 | | | | | | | | |
| ARTICLES MANUFACTURES NDA | | | | | | | | |
| BEARBEITETE WAREN A M C | | | | | | | | |
| M O N D E | T | 699 | 626 | | | | | |
| FRANCE | | 104 | 155 | | | | | |
| BELGIQUE LUXBG | | 17 | 13 | | | | | |
| PAYS BAS | | 37 | 17 | | | | | |
| ALLEMAGNE RF | 14 | 15 | | | | | | |
| ITALIE | 1 | 4 | | | | | | |
| ROYAUME UNI | 4 | 4 | | | | | | |
| SUEDE | 437 | 330 | | | | | | |
| FINLANDE | 22 | 13 | | | | | | |
| AUTRICHE | 3 | 6 | | | | | | |
| YUGOSLAVIE | 9 | 3 | | | | | | |
| ZONE MARK EST | 1 | 1 | | | | | | |
| TSCHECOSLOVAQUIE | 7 | 5 | | | | | | |
| MAROC | 12 | 7 | | | | | | |
| NIGERIA | 2 | 3 | | | | | | |
| • CONGO BRAZZA | | 2 | | | | | | |
| ETATS UNIS | 1 | 2 | | | | | | |
| CHINE CONTINENT | | 1 | | | | | | |
| JAPON | 24 | 40 | | | | | | |
| HONG KONG | 3 | 4 | | | | | | |
| 911 | | | | | | | | |
| COLIS POSTAUX NON CL AILLEURS | | | | | | | | |
| POSTPAKETE ANDERW N ZUGEFORDNET | | | | | | | | |
| M O N D E | T | 83 | 522 | | | | | |
| FRANCE | | 83 | 521 | | | | | |
| 951 | | | | | | | | |
| ARMURERIE MUNITIONS DE GUERRE | | | | | | | | |
| KRIEGSWAFFEN UND MUNITION | | | | | | | | |
| M O N D E | T | 131 | 551 | | | | | |
| FRANCE | | 131 | 551 | | | | | |

Werte : 1000 \$ — Mengen : Tonnes falls nicht anders vermerkt (Abkürzungen siehe Anhang)
Y : siehe im Anhang Anmerkungen zu den Waren

Valeurs : 1000 \$ — Quantités : Tonnes sauf indication contraire (Voir abréviations en Annexe)
Y : voir notes par produits en Annexe

Tab. 2

import 1961

Zentralafrikanische Republik

Rép. Centre Africaine

| WAREN - PRODUIT | | | MENZE QUANTITÉ | | | WERTE VALEUR | | | WAREN - PRODUIT | | | MENZE QUANTITÉ | | | WERTE VALEUR | | | WAREN - PRODUIT | | | MENZE QUANTITÉ | | | WERTE VALEUR | | |
|---|---|--|----------------|-----|---|--|------|-----|---|---|-----|----------------|----------------|----------|---------------|-----|----|--|--|----|----------------|--|--|--------------|--|--|
| Origine - Origine | | | Unité - Unité | | | 1000 \$ | | | Origine - Origine | | | Unité - Unité | | | 1000 \$ | | | Origine - Origine | | | Unité - Unité | | | 1000 \$ | | |
| 0 1 PROD ALIMENTAIRES BOISSONS TABAC NAHRUNGS UND GENUSSMITTEL | | | | | | | | | 023 BEURRE BUTTER | | | | | | | | | 048 PREPAR DE CEREALES DE FARINES ZUBEREITUNGEN A GETREIDEMEHL | | | | | | | | |
| M O N D E | | | 3025 | | | M O N D E | T | 53 | 71 | M O N D E | T | 609 | 172 | | | | | | | | | | | | | |
| FRANCE | | | 1820 | | | FRANCE | | 34 | 51 | FRANCE | | 578 | 154 | | | | | | | | | | | | | |
| BELGIQUE LUXBG | | | 18 | | | BELGIQUE LUXBG | | 1 | 1 | BELGIQUE LUXBG | | 5 | 3 | | | | | | | | | | | | | |
| PAYS BAS | | | 211 | | | PAYS BAS | | 18 | 18 | PAYS BAS | | 2 | 3 | | | | | | | | | | | | | |
| ALLEMAGNE RF | | | 66 | | | | | | | ITALIE | | 8 | 4 | | | | | | | | | | | | | |
| ITALIE | | | 22 | | | | | | | ROYAUME UNI | | 1 | 1 | | | | | | | | | | | | | |
| ROYAUME UNI | | | 163 | | | | | | | ESPAGNE | | 1 | 1 | | | | | | | | | | | | | |
| NORVEGE | | | 1 | | | | | | | MAROC | | 12 | 4 | | | | | | | | | | | | | |
| SUEDE | | | 2 | | | 024 FROMAGE ET CAILLEBOTTE KAESE UND QUARK | | | | | | | | | | | 1 | 1 | | | | | | | | |
| DANEMARK | | | 36 | | | M O N D E | T | 110 | 170 | | | | | | | | | | | | | | | | | |
| SUISSE | | | 24 | | | FRANCE | | 87 | 140 | 051 FRUITS FRAIS NOIX SAUF OLEAGIN OBST UND SUEDFR FRISCH NESSE | | | | | | | | | | | | | | | | |
| PORTUGAL | | | 97 | | | PAYS BAS | | 16 | 20 | M O N D E | T | 92 | 61 | | | | | | | | | | | | | |
| ESPAGNE | | | 9 | | | ALLEMAGNE RF | | 1 | 1 | FRANCE | | 55 | 45 | | | | | | | | | | | | | |
| MAROC | | | 69 | | | SUISSE | | 5 | 7 | PORTUGAL | | 4 | 2 | | | | | | | | | | | | | |
| ALGERIE | | | 41 | | | PORTUGAL | | 2 | 2 | MAROC | | 7 | 3 | | | | | | | | | | | | | |
| SENEGAL | | | 212 | | | | | | | ALGERIE | | 4 | 3 | | | | | | | | | | | | | |
| COTE IVOIRE | | | 3 | | | 025 OEUF D OISEAUX VOGELIEIER | | | | | | | | | UNION SUD AFR | | 20 | 7 | | | | | | | | |
| NIGERIA | | | 14 | | | M O N D E | T | 17 | 16 | 052 FRUITS SECHES OU DESHYDRATES TROCKENFRUECHTE | | | | | | | | | | | | | | | | |
| CAMEROUN | | | 34 | | | FRANCE | | 6 | 7 | M O N D E | T | 2 | 1 | | | | | | | | | | | | | |
| CONGO LEO | | | 58 | | | MAROC | | 1 | 1 | FRANCE | | 1 | 1 | | | | | | | | | | | | | |
| UNION SUD AFR | | | 46 | | | UNION SUD AFR | | 10 | 8 | 053 PREP ET CONSERVES DE FRUITS OBST SUEDFR ZUBEREIT KONSERVEN | | | | | | | | | | | | | | | | |
| ETATS UNIS | | | 30 | | | 031 POISSONS FISCH | | | | | | | | | M O N D E | T | 93 | 44 | | | | | | | | |
| CUBA | | | 3 | | | M O N D E | T | 57 | 70 | FRANCE | | 29 | 19 | | | | | | | | | | | | | |
| ANTILLES NEER | | | 3 | | | FRANCE | | 33 | 48 | PAYS BAS | | 5 | 3 | | | | | | | | | | | | | |
| CHINE CONTINENT | | | 18 | | | NORVEGE | | 6 | 1 | DANEMARK | | 1 | 1 | | | | | | | | | | | | | |
| JAPON | | | 3 | | | PORTUGAL | | 8 | 6 | SUISSE | | 2 | 1 | | | | | | | | | | | | | |
| VIETNAM SUD | | | 3 | | | MAROC | | 7 | 5 | MAROC | | 1 | 1 | | | | | | | | | | | | | |
| INDONESIE | | | 6 | | | CAMEROUN | | 7 | 1 | ALGERIE | | 2 | 1 | | | | | | | | | | | | | |
| 001 ANIMAUX VIVANTS LEBENDE TIERE | | | | | | | | | 032 PREP CONSERV POISSONS ET CRUST FISCHZUBEREITUNGEN U KONSERVEN | | | | | | | | | UNION SUD AFR | | 46 | 16 | | | | | |
| M O N D E | T | | 6 | 15 | M O N D E | T | 227 | 127 | ETATS UNIS | | 2 | 1 | | | | | | | | | | | | | | |
| FRANCE | | | 1 | 10 | FRANCE | | 28 | 31 | FRANCE | | 308 | 96 | | | | | | | | | | | | | | |
| CONGO LEO | | | 5 | 5 | PAYS BAS | | 31 | 11 | BELGIQUE LUXBG | | 5 | 3 | | | | | | | | | | | | | | |
| 011 VIANDE FRAICHE REFRIG CONGEELE FLEISCH FRISCH GEKUEHLT GEFR | | | | | | | | | DANEMARK | | 27 | 4 | ALLEMAGNE RF | | 10 | 27 | | | | | | | | | | |
| M O N D E | T | | 31 | 67 | PORTUGAL | | 27 | 4 | PORTUGAL | | 31 | 4 | | | | | | | | | | | | | | |
| FRANCE | | | 27 | 62 | MAROC | | 63 | 36 | MAROC | | 14 | 4 | | | | | | | | | | | | | | |
| BELGIQUE LUXBG | | | 1 | 1 | MAROC | | 76 | 42 | ALGERIE | | 5 | 5 | | | | | | | | | | | | | | |
| PAYS BAS | | | 2 | 2 | SENEGAL | | 1 | 1 | CAMEROUN | | 6 | 1 | | | | | | | | | | | | | | |
| ALGERIE | | | 1 | 1 | UNION SUD AFR | | 1 | 2 | CONGO LEO | | 32 | 4 | | | | | | | | | | | | | | |
| 012 VIANDES ETC SECHES SALES FUMES FLEISCH USW EINFACH ZUBEREITET | | | | | | | | | 042 RIZ REIS | | | | | | | | | UNION SUD AFR | | 20 | 3 | | | | | |
| M O N D E | T | | 17 | 31 | M O N D E | T | 149 | 23 | M O N D E | T | 373 | 102 | | | | | | | | | | | | | | |
| FRANCE | | | 15 | 26 | FRANCE | | 17 | 6 | FRANCE | | 137 | 71 | | | | | | | | | | | | | | |
| ITALIE | | | 1 | 3 | BELGIQUE LUXBG | | 6 | 2 | BELGIQUE LUXBG | | 3 | 1 | | | | | | | | | | | | | | |
| ESPAGNE | | | 1 | 1 | ALLEMAGNE RF | | 24 | 4 | PAYS BAS | | 5 | 2 | | | | | | | | | | | | | | |
| 013 PREP ET CONSERVES DE VIANDE FLEISCHZUBEREITUNGEN KONSERVEN | | | | | | | | | CAMEROUN | | 2 | 4 | ITALIE | | 35 | 10 | | | | | | | | | | |
| M O N D E | T | | 129 | 169 | CONGO LEO | | 73 | 7 | DANEMARK | | 1 | 1 | | | | | | | | | | | | | | |
| FRANCE | | | 21 | 52 | ETATS UNIS | | 2 | 1 | SUISSE | | 130 | 1 | | | | | | | | | | | | | | |
| FRANCE | | | 96 | 104 | VIETNAM SUD | | 25 | 3 | PORTUGAL | | 29 | 1 | | | | | | | | | | | | | | |
| PAYS BAS | | | 2 | 2 | 046 SEMOULE ET FARINE DE FROMENT GRIESS UND MEHL AUS WEIZEN | | | | | | | | | ESPAGNE | | 16 | 5 | | | | | | | | | |
| ITALIE | | | 1 | 1 | M O N D E | T | 3339 | 489 | ALGERIE | | 9 | 4 | | | | | | | | | | | | | | |
| SUEDE | | | 1 | 1 | FRANCE | | 1790 | 277 | ETATS UNIS | | 6 | 6 | | | | | | | | | | | | | | |
| DANEMARK | | | 4 | 6 | PAYS BAS | | 5 | 2 | 055 PREPARAT ET CONSERV DE LEGUMES ZUBEREITUNGEN A GEMUESE USW | | | | | | | | | | | | | | | | | |
| PORTUGAL | | | 2 | 2 | SENEGAL | | 1522 | 206 | M O N D E | T | 373 | 102 | | | | | | | | | | | | | | |
| ETATS UNIS | | | 2 | 1 | COTE IVOIRE | | 20 | 3 | FRANCE | | 137 | 71 | | | | | | | | | | | | | | |
| 022 LAIT ET CREME DE LAIT MILCH UND RAHM | | | | | | | | | ETATS UNIS | | 1 | 1 | BELGIQUE LUXBG | | 3 | 1 | | | | | | | | | | |
| M O N D E | T | | 323 | 142 | 047 SEMOULF FARINE AUTRES CEREALES GRIESS UND MEHL A AND GETREIDE | | | | | | | | | PAYS BAS | | 5 | 2 | | | | | | | | | |
| FRANCE | | | 77 | 30 | M O N D E | T | 10 | 1 | ITALIE | | 35 | 10 | | | | | | | | | | | | | | |
| PAYS BAS | | | 215 | 86 | FRANCE | | 10 | 1 | DANEMARK | | 1 | 1 | | | | | | | | | | | | | | |
| SUEDE | | | 1 | 1 | 061 SUCRE ET MIEL ZUCKER UND HONIG | | | | | | | | | SUISSE | | 130 | 1 | | | | | | | | | |
| DANEMARK | | | 18 | 13 | M O N D E | T | 38 | 13 | PORTUGAL | | 29 | 1 | | | | | | | | | | | | | | |
| SUISSE | | | 9 | 9 | FRANCE | | 33 | 11 | ESPAGNE | | 16 | 5 | | | | | | | | | | | | | | |
| ANTILLES NEER | | | 2 | 1 | ALGERIE | | 3 | 1 | ALGERIE | | 9 | 4 | | | | | | | | | | | | | | |

Werte : 1000 \$ — Mengen : Tonnes falls nicht anders vermerkt (Abkürzungen siehe Anhang)
Y : siehe im Anhang Anmerkungen zu den Waren

Valeurs : 1000 \$ — Quantités : Tonnes sauf indication contraire (Voir abréviations en Annexe)
Y : voir notes par produits en Annexe

Tab. 2

import 1961

| WAREN - PRODUIT | | MENGE | WERTE | WAREN - PRODUIT | | MENGE | WERTE | WAREN - PRODUIT | | MENGE | WERTE |
|--------------------|---|-----------------|---------|--------------------|---|-----------------|---------|--------------------|---|-----------------|---------|
| Ursprung - Origine | | QUANTITÉ | VALEUR | Ursprung - Origine | | QUANTITÉ | VALEUR | Ursprung - Origine | | QUANTITÉ | VALEUR |
| | | Einheit - Unité | 1000 \$ | | | Einheit - Unité | 1000 \$ | | | Einheit - Unité | 1000 \$ |
| 641 | PAPIERS ET CARTONS PAPIER UND PAPPE | | | FRANCE | | 4 | 21 | 665 | VERRERIE GLASWAREN | | |
| M O N D E | T | 125 | 42 | ALLEMAGNE RF | | | 2 | M O N D E | T | 310 | 96 |
| FRANCE | | 50 | 24 | 655 | TISSUS SPECIAUX ARTIC ASSIMIL SPEZIALGEWEBE UND ERZEUGNISSE | | | FRANCE | | 301 | 85 |
| BELGIQUE LUXBG | | 20 | 2 | M O N D E | T | 20 | 34 | ALLEMAGNE RF | | 1 | 1 |
| NORVEGE | | 21 | 4 | FRANCE | | 13 | 24 | ITALIE | | 5 | 9 |
| SUEDE | | 18 | 4 | BELGIQUE LUXBG | | | 2 | CAMEROUN | | 3 | 1 |
| FINLANDE | | 6 | 1 | ALLEMAGNE RF | | | 1 | 666 | ARTICLES EN MATIER CERAMIQUE FEINKERAMISCHE ERZEUGNISSE | | |
| ETATS UNIS | | 8 | 6 | AUTRICHE | | | 2 | M O N D E | T | 18 | 20 |
| 642 | ARTICLES EN PAPIER OU CARTON WARLN AUS PAPIER ODER PAPPE | | | • SENEGAL | | 3 | 4 | FRANCE | | 16 | 18 |
| M O N D E | T | 213 | 173 | • COTE IVCOIRE | | 2 | 1 | ALLEMAGNE RF | | 1 | 1 |
| FRANCE | | 177 | 151 | 656 | ARTICLES EN MAT TEXTILES NDA SPINNSTOFFWAREN A N G | | | TCHECOSLOVAQUIE | | 1 | 1 |
| ITALIE | | 9 | 6 | M O N D E | T | 615 | 458 | ETATS UNIS | | 1 | 1 |
| NORVEGE | | 2 | 1 | FRANCE | | 104 | 124 | 671 | SPIEGEL FONTES FERRO ALLIAGES ROHEISEN SPIEGELEISEN FERROLEG | | |
| SUEDE | | 9 | 3 | BELGIQUE LUXBG | | 58 | 45 | M O N D E | T | 2 | 2 |
| MAROC | | 4 | 2 | PAYS BAS | | 15 | 21 | FRANCE | | 2 | 2 |
| • ALGERIE | | 6 | 3 | ALLEMAGNE RF | | 10 | 14 | 672 | ACIER LINGOTS ET AUT FORM PRIM STAHLROHBLÖCKE STAHLHALBZEUG | | |
| ETATS UNIS | | 5 | 8 | ITALIE | | 57 | 40 | M O N D E | T | 2 | 1 |
| 651 | FILS DE MATIERES TEXTILES GARNE AUS SPINNSTOFFEN | | | ROYAUME UNI | | 52 | 23 | FRANCE | | 2 | 1 |
| M O N D E | T | 30 | 84 | DANEMARK | | 4 | 1 | 673 | BARRES ET PROFILES PALPLANCHES STABSTAHL U PROFILE AUS STAHL | | |
| FRANCE | | 8 | 43 | PORTUGAL | | 33 | 30 | M O N D E | T | 1559 | 205 |
| BELGIQUE LUXBG | | 1 | 5 | ESPAGNE | | 86 | 46 | FRANCE | | 1559 | 204 |
| PAYS BAS | | 1 | 2 | POLOGNE | | 1 | 1 | 674 | LARGES PLATS ET TOLES BREITFLACHSTAHL UND BLECHE | | |
| ALLEMAGNE RF | | 1 | 3 | • ALGERIE | | 2 | 3 | M O N D E | T | 1121 | 247 |
| ITALIE | | 8 | 23 | • SENEGAL | | 22 | 15 | FRANCE | | 1121 | 247 |
| ESPAGNE | | 2 | 4 | • CAMEROUN | | 1 | 1 | 675 | FEUILLARDS BANDSTAHL | | |
| JAPON | | 1 | 1 | • CONGO LEO | | 65 | 36 | M O N D E | T | 580 | 108 |
| HONG KONG | | 6 | 3 | ANGOLA | | 5 | 4 | FRANCE | | 218 | 41 |
| 652 | TISSUS COTON SAUF TISSUS SPEC BAUMWOLLEGEWEBE | | | ETATS UNIS | | 14 | 20 | ALLEMAGNE RF | | 360 | 67 |
| M O N D E | T | 674 | 2085 | PAKISTAN | | 78 | 27 | 677 | FILS FER ACIER FIL MACH EXCLUS STAHLDRAHT | | |
| FRANCE | | 309 | 936 | JAPON | | 3 | 5 | M O N D E | T | 39 | 8 |
| BELGIQUE LUXBG | | 38 | 117 | HONG KONG | | | | FRANCE | | 39 | 8 |
| PAYS BAS | | 14 | 45 | 657 | COUV PARQUETS TAPIS TAPISSERIE FUSSBODENBELAEGE TEPPICHE USW | | | 678 | TUB TUYAUX RACCORDES FON FER AC ROHRE ROHRFORMSTUECKE USW | | |
| ALLEMAGNE RF | | 29 | 90 | M O N D E | T | 20 | 14 | M O N D E | T | 291 | 94 |
| ITALIE | | 1 | 1 | FRANCE | | 3 | 7 | FRANCE | | 264 | 75 |
| ROYAUME UNI | | 91 | 403 | PAYS BAS | | 3 | 1 | ALLEMAGNE RF | | 27 | 19 |
| SUEDE | | 2 | 4 | ITALIE | | 1 | 1 | 679 | OUVRAGES FONTE FER ACIER NDA WAREN A EISEN OD STAHL A N G | | |
| SUISSE | | 3 | 14 | • SENEGAL | | 1 | 1 | M O N D E | T | 1 | 1 |
| PORTUGAL | | 52 | 111 | JAPON | | 10 | 4 | FRANCE | | | |
| ESPAGNE | | 51 | 161 | 661 | CHAUX CIMENTS OUVR PR BATIMENT KALK ZEMENT UND EAUSTOFFE | | | 679 | OUVRAGES FONTE FER ACIER NDA WAREN A EISEN OD STAHL A N G | | |
| YUGOSLAVIE | | 10 | 31 | M O N D E | T | 16527 | 285 | M O N D E | T | 1 | 1 |
| POLOGNE | | 1 | 1 | FRANCE | | 9622 | 184 | FRANCE | | | |
| TCHECOSLOVAQUIE | | 2 | 4 | BELGIQUE LUXBG | | 963 | 17 | ALLEMAGNE RF | | | |
| NIGERIA | | 1 | 1 | MAROC | | 68 | 10 | 679 | OUVRAGES FONTE FER ACIER NDA WAREN A EISEN OD STAHL A N G | | |
| • CONGO LEO | | 11 | 14 | • CONGO LEO | | 5872 | 74 | M O N D E | T | 1 | 1 |
| ETATS UNIS | | 15 | 48 | 662 | PIECES DE CONSTR EN MAT CERAM BAUMATERIAL AUS KERAM STOFFEN | | | FRANCE | | | |
| ANTILLES NEER | | 1 | 3 | M O N D E | T | 78 | 19 | FRANCE | | | |
| UNION INDIENNE | | 2 | 3 | FRANCE | | 32 | 9 | ALLEMAGNE RF | | | |
| CHINE CONTINENT | | 1 | 1 | ALLEMAGNE RF | | 46 | 10 | 679 | OUVRAGES FONTE FER ACIER NDA WAREN A EISEN OD STAHL A N G | | |
| JAPON | | 35 | 93 | 663 | ARTICLES EN MAT MINERALES NDA WAREN A MINERAL STOFFEN A N G | | | M O N D E | T | 39 | 8 |
| HONG KONG | | 4 | 5 | M O N D E | T | 21 | 51 | FRANCE | | 39 | 8 |
| 653 | AUTRES TISSUS SAUF SPECIAUX ANDERE GEWEBE | | | FRANCE | | 19 | 46 | FRANCE | | | |
| M O N D E | T | 516 | 752 | ALLEMAGNE RF | | | 10 | 679 | OUVRAGES FONTE FER ACIER NDA WAREN A EISEN OD STAHL A N G | | |
| FRANCE | | 65 | 132 | 664 | VERRE GLAS | | | M O N D E | T | 1 | 1 |
| BELGIQUE LUXBG | | 15 | 40 | M O N D E | T | 58 | 32 | FRANCE | | | |
| PAYS BAS | | 1 | 1 | FRANCE | | 56 | 30 | ALLEMAGNE RF | | | |
| ALLEMAGNE RF | | 44 | 102 | ETATS UNIS | | 1 | 2 | 679 | OUVRAGES FONTE FER ACIER NDA WAREN A EISEN OD STAHL A N G | | |
| ITALIE | | 5 | 14 | 664 | VERRE GLAS | | | M O N D E | T | 1 | 1 |
| PORTUGAL | | 3 | 24 | M O N D E | T | 21 | 51 | FRANCE | | | |
| ESPAGNE | | 8 | 17 | FRANCE | | 19 | 46 | ALLEMAGNE RF | | | |
| • CONGO LEO | | 8 | 6 | ALLEMAGNE RF | | | 1 | FRANCE | | | |
| ISRAEL | | 4 | 10 | TCHECOSLOVAQUIE | | 1 | 1 | 679 | OUVRAGES FONTE FER ACIER NDA WAREN A EISEN OD STAHL A N G | | |
| UNION INDIENNE | | 209 | 117 | ETATS UNIS | | 1 | 2 | M O N D E | T | 1 | 1 |
| CHINE CONTINENT | | 2 | 4 | 664 | VERRE GLAS | | | FRANCE | | | |
| JAPON | | 152 | 266 | M O N D E | T | 58 | 32 | ALLEMAGNE RF | | | |
| 654 | TULLES DENTELLES PRODERIFS ETC TUFFL SPITZEN BAENDER USW | | | FRANCE | | 56 | 30 | 679 | OUVRAGES FONTE FER ACIER NDA WAREN A EISEN OD STAHL A N G | | |
| M O N D E | T | 4 | 23 | ETATS UNIS | | 1 | 2 | M O N D E | T | 1 | 1 |

Werte: 1000 \$ — Mengen: Tonnes falls nicht anders vermerkt (Abkürzungen siehe Anhang)
Y: siehe im Anhang Anmerkungen zu den Waren

Valeurs: 1000 \$ — Quantités: Tonnes sauf indication contraire (Voir abréviations en Annexe)
Y: voir notes par produits en Annexe

Tab. 2

import 1961

Zentralafrikanische Republik

Rép. Centre Africaine

| WAREN - PRODUIT | | | MENZE | | | WERTE | | | WAREN - PRODUIT | | | MENZE | | | WERTE | | |
|---------------------------------|-----------------|---------|-----------------------------------|-----------------|---------|--------------------|-----------------|---------|--------------------------------|-----------------|---------|--------------------|-----------------|---------|--------------------|-----------------|---------|
| Quantité | | | Quantité | | | Valeur | | | Quantité | | | Quantité | | | Valeur | | |
| Ursprung - Origine | Einheit - Unité | 1000 \$ | Ursprung - Origine | Einheit - Unité | 1000 \$ | Ursprung - Origine | Einheit - Unité | 1000 \$ | Ursprung - Origine | Einheit - Unité | 1000 \$ | Ursprung - Origine | Einheit - Unité | 1000 \$ | Ursprung - Origine | Einheit - Unité | 1000 \$ |
| 682 | | | ROYAUME UNI | | 4 | 2 | | | ALLEMAGNE RF | | 3 | 8 | | | | | |
| CUIVRE | | | SUEDE | | 1 | 1 | | | ROYAUME UNI | | 6 | 9 | | | | | |
| KUPFER | | | YUGOSLAVIE | | 8 | 3 | | | CAMEROUM | | 1 | 1 | | | | | |
| M O N D E | T | 9 | CONGO LEO | | 52 | 27 | | | | | | | | | | | |
| FRANCE | | 9 | ETATS UNIS | | 4 | 9 | | | | | | | | | | | |
| 684 | | | 696 | | | | | | 714 | | | | | | | | |
| ALUMINIUM | | | COUPELLERIE ET COUVERTS | | | | | | MACHINES DE BUREAU | | | | | | | | |
| ALUMINIUM | | | SCHNELLWAREN UND BESTECKE | | | | | | BUEROMASCHINEN | | | | | | | | |
| M O N D E | T | 140 | M O N D E | T | 15 | 41 | | | M O N D E | T | 14 | 115 | | | | | |
| FRANCE | | 138 | FRANCE | | 9 | 28 | | | FRANCE | | 1 | 13 | | | | | |
| BELGIQUE LUXBG | | 2 | ALLEMAGNE RF | | 6 | 12 | | | ALLEMAGNE RF | | 3 | 22 | | | | | |
| 685 | | | 697 | | | | | | ITALIE | | 3 | 33 | | | | | |
| PLOMB | | | ARTICLES METAL USAGE DOMEST | | | | | | SUEDE | | 1 | 9 | | | | | |
| BLEI | | | METALLWAREN VORV F HAUSGEBR | | | | | | SUISSE | | 4 | 35 | | | | | |
| M O N D E | T | 2 | M O N D E | T | 43 | 67 | | | ETATS UNIS | | 1 | 4 | | | | | |
| FRANCE | | 1 | FRANCE | | 29 | 46 | | | | | | | | | | | |
| PAYS B/S | | 2 | ALLEMAGNE RF | | 4 | 2 | | | | | | | | | | | |
| 687 | | | ROYAUME UNI | | 1 | 2 | | | | | | | | | | | |
| ETAİN | | | SUEDE | | 2 | 2 | | | | | | | | | | | |
| ZINN | | | AUTRICHE | | 1 | 2 | | | | | | | | | | | |
| M O N D E | T | 3 | PORTUGAL | | 2 | 3 | | | | | | | | | | | |
| FRANCE | | 3 | CAMEROUM | | 1 | 2 | | | | | | | | | | | |
| PAYS BAS | | 1 | ETATS UNIS | | 5 | 8 | | | | | | | | | | | |
| 691 | | | 698 | | | | | | 715 | | | | | | | | |
| CONSTRUCTIO METALL ET PARTIES | | | AUT ART MANUF EN MET COMM NDA | | | | | | MACH POUR TRAVAIL DES METAUX | | | | | | | | |
| METALLKONSTRUKTIONEN UND TEILE | | | AND BEARB WAREN A UNEDL METALL | | | | | | METALLBEARBEITUNGSMASCHINEN | | | | | | | | |
| M O N D E | T | 117 | M O N D E | T | 217 | 224 | | | M O N D E | T | 8 | 19 | | | | | |
| FRANCE | | 116 | FRANCE | | 192 | 186 | | | FRANCE | | 3 | 6 | | | | | |
| ETATS UNIS | | 2 | BELGIQUE LUXBG | | 1 | 3 | | | ALLEMAGNE RF | | 4 | 10 | | | | | |
| 692 | | | ALLEMAGNE RF | | 17 | 18 | | | ITALIE | | 1 | 2 | | | | | |
| RESERVOIRS FOTS ETC METALLIO | | | ITALIE | | 1 | 2 | | | ROYAUME UNI | | 10 | 23 | | | | | |
| BEHALTER FAESSER USW A METALL | | | ROYAUME UNI | | 1 | 1 | | | SUISSE | | 2 | 11 | | | | | |
| M O N D E | T | 317 | SUISSE | | 1 | 1 | | | ETATS UNIS | | 39 | 92 | | | | | |
| FRANCE | | 58 | ESPAGNE | | 1 | 1 | | | JAPON | | 1 | 3 | | | | | |
| CONGO LEO | | 18 | ETATS UNIS | | 4 | 9 | | | | | | | | | | | |
| ETATS UNIS | | 50 | HONG KONG | | 1 | 1 | | | 717 | | | | | | | | |
| ANTILLES NEER | | 170 | 7 | | | | | | MACH PR TEXT CUIR MAC A COUDRE | | | | | | | | |
| VENEZUELA | | 17 | MACHINES ET MATERIEL DE TRANSPORT | | | | | | MASCH F TEXTIL LEDER NAEHMASCH | | | | | | | | |
| 693 | | | MACHINEN UND FAHRZEUGE | | | | | | M O N D E | T | 78 | 203 | | | | | |
| KABEL RONCES TREILLIS ETC METAL | | | M O N D E | T | 6053 | | | | FRANCE | | 21 | 56 | | | | | |
| KABEL STACHELDRAHT USW | | | FRANCE | | 3836 | | | | BELGIQUE LUXBG | | 5 | 13 | | | | | |
| M O N D E | T | 115 | BELGIQUE LUXBG | | 132 | | | | ALLEMAGNE RF | | 1 | 1 | | | | | |
| FRANCE | | 97 | PAYS BAS | | 80 | | | | ITALIE | | 1 | 1 | | | | | |
| ALLEMAGNE RF | | 15 | ALLEMAGNE RF | | 814 | | | | ROYAUME UNI | | 10 | 23 | | | | | |
| SUEDE | | 3 | ITALIE | | 58 | | | | SUISSE | | 2 | 11 | | | | | |
| 694 | | | ROYAUME UNI | | 225 | | | | ETATS UNIS | | 39 | 92 | | | | | |
| CLOUTERIE ET BOULONNERIE | | | NORVEGE | | 2 | | | | JAPON | | 1 | 3 | | | | | |
| NAECEL UND SCHRAUBEN | | | SUEDE | | 36 | | | | 718 | | | | | | | | |
| M O N D E | T | 258 | DENEMARK | | 113 | | | | MACH PR AUT INDUS SPECIALISEES | | | | | | | | |
| FRANCE | | 126 | SUISSE | | 51 | | | | MASCH F BESOND GEN INDUSTRIEN | | | | | | | | |
| BELGIQUE LUXBG | | 1 | AUTRICHE | | 1 | | | | M O N D E | T | 84 | 100 | | | | | |
| ALLEMAGNE RF | | 1 | ESPAGNE | | 4 | | | | FRANCE | | 37 | 44 | | | | | |
| ITALIE | | 11 | ALGERIE | | 117 | | | | PAYS BAS | | 23 | 24 | | | | | |
| ROYAUME UNI | | 1 | CAMEROUM | | 8 | | | | ALLEMAGNE RF | | 1 | 1 | | | | | |
| COTE IVGIRE | | 115 | CONGO LEO | | 4 | | | | UNION SUD AFR | | 1 | 1 | | | | | |
| ETATS UNIS | | 3 | RHODESIE NYASSA | | 30 | | | | ETATS UNIS | | 22 | 31 | | | | | |
| 695 | | | UNION SUD AFR | | 1 | | | | | | | | | | | | |
| OUTILLAGE EN METAUX COMMUNS | | | ETATS UNIS | | 498 | | | | 719 | | | | | | | | |
| WERKZEUGE AUS UNEDLEN METALLEN | | | JAPON | | 35 | | | | MACHINES ET APPAREILS NDA | | | | | | | | |
| M O N D E | T | 295 | HONG KONG | | 2 | | | | MACHINEN UND APPARET ANG | | | | | | | | |
| FRANCE | | 170 | 711 | | | | | | M O N D E | T | 436 | 782 | | | | | |
| BELGIQUE LUXBG | | 11 | CHAUDIERES ET MOT NON ELECTR | | | | | | FRANCE | | 306 | 504 | | | | | |
| PAYS BAS | | 2 | DAMPFKESSEL U NICHELEKTR MOTOR | | | | | | BELGIQUE LUXBG | | 45 | 66 | | | | | |
| ALLEMAGNE RF | | 43 | M O N D E | T | 113 | 328 | | | PAYS BAS | | 1 | 1 | | | | | |
| ITALIE | | 1 | FRANCE | | 46 | 179 | | | ALLEMAGNE RF | | 12 | 38 | | | | | |
| 696 | | | BELGIQUE LUXBG | | 1 | 7 | | | ITALIE | | 7 | 16 | | | | | |
| OUTILLAGE EN METAUX COMMUNS | | | PAYS BAS | | 1 | 1 | | | ROYAUME UNI | | 17 | 33 | | | | | |
| WERKZEUGE AUS UNEDLEN METALLEN | | | ALLEMAGNE RF | | 47 | 87 | | | SUEDE | | 7 | 11 | | | | | |
| M O N D E | T | 295 | ROYAUME UNI | | 4 | 10 | | | SUISSE | | 1 | 1 | | | | | |
| FRANCE | | 170 | CAMEROUM | | 1 | 1 | | | CAMEROUM | | 1 | 1 | | | | | |
| BELGIQUE LUXBG | | 11 | ETATS UNIS | | 14 | 43 | | | ETATS UNIS | | 40 | 110 | | | | | |
| PAYS BAS | | 2 | 712 | | | | | | 722 | | | | | | | | |
| ALLEMAGNE RF | | 43 | TRACTEURS MACH ET APPAR AGRICO | | | | | | MACH ELECT APPAR POUR COUPURE | | | | | | | | |
| ITALIE | | 1 | SCHLEPPER MASCHIN APP F LANDW | | | | | | ELEKTR MASCH U SCHALTGERAETE | | | | | | | | |
| 713 | | | M O N D E | T | 24 | 39 | | | M O N D E | T | 39 | 104 | | | | | |
| FILS CABLES ISOLAT ETC P ELEC | | | FRANCE | | 14 | 21 | | | FRANCE | | 29 | 75 | | | | | |
| DRAEHTE KABEL ISOLATOREN F EL | | | | | | | | | ALLEMAGNE RF | | 7 | 20 | | | | | |
| M O N D E | T | 72 | | | | | | | ROYAUME UNI | | 2 | 3 | | | | | |
| FRANCE | | 71 | | | | | | | SUEDE | | 1 | 1 | | | | | |
| CAMEROUM | | 1 | | | | | | | CAMEROUM | | 1 | 1 | | | | | |

Werte: 1000 \$ — Mengen: Tonnen falls nicht anders vermerkt (Abkürzungen siehe Anhang)
Y: siehe im Anhang Anmerkungen zu den Waren

Valeurs: 1000 \$ — Quantités: Tonnes sauf indication contraire (Voir abréviations en Annexe)
Y: voir notes par produits en Annexe

Tab. 2

import 1961

Zentralafrikanische Republik

Rép. Centre Africaine

| WAREN - PRODUIT | | | | MENGE | | WERTE | | WAREN - PRODUIT | | | | MENGE | | WERTE | | WAREN - PRODUIT | | | | MENGE | | WERTE | | | |
|--------------------------------|--|--|--|-----------------|--|---------|--|--------------------|--|--|--|-----------------|--|---------|--|--------------------|--|--|--|-----------------|--|---------|--|--|--|
| Ursprung - Origine | | | | QUANTITÉ | | VALEUR | | Ursprung - Origine | | | | QUANTITÉ | | VALEUR | | Ursprung - Origine | | | | QUANTITÉ | | VALEUR | | | |
| | | | | Einheit - Unité | | 1000 \$ | | | | | | Einheit - Unité | | 1000 \$ | | | | | | Einheit - Unité | | 1000 \$ | | | |
| 893 | | | | | | | | | | | | | | | | | | | | | | | | | |
| ARTICLES EN MATIERES PLASTIQ | | | | | | | | | | | | | | | | | | | | | | | | | |
| KUNSTSTOFFWAREN | | | | | | | | | | | | | | | | | | | | | | | | | |
| M O N D E | | | | T | | 46 | | 88 | | | | | | | | | | | | | | | | | |
| FRANCE | | | | | | 41 | | 81 | | | | | | | | | | | | | | | | | |
| ALLEMAGNE RF | | | | | | 3 | | 4 | | | | | | | | | | | | | | | | | |
| MAROC | | | | | | 1 | | 1 | | | | | | | | | | | | | | | | | |
| 894 | | | | | | | | | | | | | | | | | | | | | | | | | |
| VOIT ENFANTS ART SPORT JOUETS | | | | | | | | | | | | | | | | | | | | | | | | | |
| KINDERWAGEN SPORTART SPIELZG | | | | | | | | | | | | | | | | | | | | | | | | | |
| M O N D E | | | | T | | 32 | | 228 | | | | | | | | | | | | | | | | | |
| FRANCE | | | | | | 24 | | 185 | | | | | | | | | | | | | | | | | |
| BELGIQUE LUXBG | | | | | | 3 | | 22 | | | | | | | | | | | | | | | | | |
| ALLEMAGNE RF | | | | | | 2 | | 6 | | | | | | | | | | | | | | | | | |
| ITALIE | | | | | | | | 1 | | | | | | | | | | | | | | | | | |
| ROYAUME UNI | | | | | | | | 1 | | | | | | | | | | | | | | | | | |
| NORVEGE | | | | | | | | 1 | | | | | | | | | | | | | | | | | |
| FINLANDE | | | | | | | | 1 | | | | | | | | | | | | | | | | | |
| ESPAGNE | | | | | | | | 2 | | | | | | | | | | | | | | | | | |
| MAROC | | | | | | | | 2 | | | | | | | | | | | | | | | | | |
| CAMEROUN | | | | | | | | 2 | | | | | | | | | | | | | | | | | |
| ETATS UNIS | | | | | | | | 2 | | | | | | | | | | | | | | | | | |
| JAPON | | | | | | 2 | | 3 | | | | | | | | | | | | | | | | | |
| 895 | | | | | | | | | | | | | | | | | | | | | | | | | |
| ARTICLES DE BUREAU | | | | | | | | | | | | | | | | | | | | | | | | | |
| BUEROBEDARF | | | | | | | | | | | | | | | | | | | | | | | | | |
| M O N D E | | | | T | | 25 | | 54 | | | | | | | | | | | | | | | | | |
| FRANCE | | | | | | 23 | | 49 | | | | | | | | | | | | | | | | | |
| ALLEMAGNE RF | | | | | | 1 | | 4 | | | | | | | | | | | | | | | | | |
| 897 | | | | | | | | | | | | | | | | | | | | | | | | | |
| BIJOUTERIE JOAILLERIE ORFÈVRE | | | | | | | | | | | | | | | | | | | | | | | | | |
| SCHMUCK GOLD UND SILBERWAREN | | | | | | | | | | | | | | | | | | | | | | | | | |
| M O N D E | | | | T | | 7 | | 72 | | | | | | | | | | | | | | | | | |
| FRANCE | | | | | | 6 | | 63 | | | | | | | | | | | | | | | | | |
| ALLEMAGNE RF | | | | | | | | 3 | | | | | | | | | | | | | | | | | |
| ITALIE | | | | | | | | 1 | | | | | | | | | | | | | | | | | |
| TCHECOSLOVAQUIE | | | | | | | | 1 | | | | | | | | | | | | | | | | | |
| JAPON | | | | | | | | 2 | | | | | | | | | | | | | | | | | |
| HONG KONG | | | | | | | | 1 | | | | | | | | | | | | | | | | | |
| 899 | | | | | | | | | | | | | | | | | | | | | | | | | |
| ARTICLES MANUFACTURES NDA | | | | | | | | | | | | | | | | | | | | | | | | | |
| BEARBEITETE WAREN A N G | | | | | | | | | | | | | | | | | | | | | | | | | |
| M O N D E | | | | T | | 121 | | 151 | | | | | | | | | | | | | | | | | |
| FRANCE | | | | | | 80 | | 97 | | | | | | | | | | | | | | | | | |
| ALLEMAGNE RF | | | | | | 9 | | 7 | | | | | | | | | | | | | | | | | |
| ITALIE | | | | | | 4 | | 8 | | | | | | | | | | | | | | | | | |
| SUEDE | | | | | | 13 | | 11 | | | | | | | | | | | | | | | | | |
| AUTRICHE | | | | | | | | 1 | | | | | | | | | | | | | | | | | |
| PORTUGAL | | | | | | | | 1 | | | | | | | | | | | | | | | | | |
| ETATS UNIS | | | | | | | | 1 | | | | | | | | | | | | | | | | | |
| CANADA | | | | | | | | 1 | | | | | | | | | | | | | | | | | |
| JAPON | | | | | | | | 5 | | | | | | | | | | | | | | | | | |
| HONG KONG | | | | | | 6 | | 8 | | | | | | | | | | | | | | | | | |
| 931 | | | | | | | | | | | | | | | | | | | | | | | | | |
| MARCH EN RETOUR TRANSAC SPECIA | | | | | | | | | | | | | | | | | | | | | | | | | |
| RUECKWAREN U BESOND EIN U AUSF | | | | | | | | | | | | | | | | | | | | | | | | | |
| M O N D E | | | | T | | 66 | | 291 | | | | | | | | | | | | | | | | | |
| FRANCE | | | | | | 60 | | 285 | | | | | | | | | | | | | | | | | |
| SUEDE | | | | | | | | 1 | | | | | | | | | | | | | | | | | |
| CONGO LEO | | | | | | 4 | | 4 | | | | | | | | | | | | | | | | | |
| 951 | | | | | | | | | | | | | | | | | | | | | | | | | |
| ARMURERIE MUNITIONS DE GUERRE | | | | | | | | | | | | | | | | | | | | | | | | | |
| KRIEGSWAFFEN UND MUNITION | | | | | | | | | | | | | | | | | | | | | | | | | |
| M O N D E | | | | T | | | | 3 | | | | | | | | | | | | | | | | | |
| FRANCE | | | | | | | | 1 | | | | | | | | | | | | | | | | | |
| BELGIQUE LUXBG | | | | | | | | 1 | | | | | | | | | | | | | | | | | |
| 961 | | | | | | | | | | | | | | | | | | | | | | | | | |
| MONNAIES NON EN CIRCUL SF D OR | | | | | | | | | | | | | | | | | | | | | | | | | |
| NICHT UMLAUF BE F MUFNZEN | | | | | | | | | | | | | | | | | | | | | | | | | |
| M O N D E | | | | T | | | | 1 | | | | | | | | | | | | | | | | | |
| FRANCE | | | | | | | | 1 | | | | | | | | | | | | | | | | | |

Werte : 1000 \$ — Mengen : Tonnes falls nicht anders vermerkt (Abkürzungen siehe Anhang)
 Y : siehe im Anhang Anmerkungen zu den Waren

Valeurs : 1000 \$ — Quantités : Tonnes sauf indication contraire (Voir abrégations en Annexe)
 Y : voir notes par produits en Annexe

Tab. 2

import 1961

Gabon Gabon

| WAREN - PRODUIT | | MENGE QUANTITÉ | WERTE VALEUR | WAREN - PRODUIT | | MENGE QUANTITÉ | WERTE VALEUR | WAREN - PRODUIT | | MENGE QUANTITÉ | WERTE VALEUR | | | |
|----------------------------------|--|-------------------|-----------------|--------------------------------|------------------|-------------------|-----------------|----------------------|--------------------------------|-------------------|-----------------|------|-----|--|
| ↳ Ursprung - Origine | | ↳ Einheit - Unité | ↳ 1000 \$ | ↳ Ursprung - Origine | | ↳ Einheit - Unité | ↳ 1000 \$ | ↳ Ursprung - Origine | | ↳ Einheit - Unité | ↳ 1000 \$ | | | |
| 01 | | | | DANEMARK | | | 4 | 2 | 045 | | | | | |
| PROD ALIMENTAIRES BOISSONS TABAC | | | | SUISSE | | | 3 | 1 | AUTRES CEREALES | | | | | |
| NAHRUNGS UND GENUSSMITTEL | | | | • CAMEROUN | | | 1 | 2 | ANDERES GETREIDE | | | | | |
| M O N D E | | | 7149 | ETATS UNIS | | | 49 | 17 | M O N D E T | | | 10 | 1 | |
| FRANCE | | | 4411 | 023 | | | | | FRANCE | | | 10 | 1 | |
| BELGIQUE LUXBG | | | 8 | BEURRE | | | | | | | | | | |
| PAYS BAS | | | 328 | BUTTER | | | | | | | | | | |
| ALLEMAGNE RF | | | 82 | M O N D E T | | | 81 | 97 | | | | | | |
| ITALIE | | | 43 | FRANCE | | | 47 | 60 | | | | | | |
| ROYAUME UNI | | | 178 | PAYS BAS | | | 32 | 35 | M O N D E T | | | 3871 | 457 | |
| • NORVEGE | | | 21 | DANEMARK | | | 1 | 1 | FRANCE | | | 1410 | 206 | |
| • SUEDE | | | 8 | UNION SUD AFR | | | 1 | 1 | PAYS BAS | | | 2 | 1 | |
| DANEMARK | | | 31 | 024 | | | | | SUEDE | | | 60 | 8 | |
| SUISSE | | | 8 | FROMAGE ET CAILLEBOTTE | | | | | • SENEGAL | | | 2372 | 237 | |
| PORTUGAL | | | 73 | KAESE UND QUARK | | | | | • ANCIENNE AOF | | | 5 | 1 | |
| ESPAGNE | | | 149 | M O N D E T | | | 94 | 147 | • CAMEROUN | | | 18 | 3 | |
| HONGRIE | | | 1 | FRANCE | | | 78 | 125 | ETATS UNIS | | | 2 | 1 | |
| MAROC | | | 422 | 025 | | | | | | | | | | |
| • ALGERIE | | | 15 | OEUF D OISEAUX | | | | | 047 | | | | | |
| CANARIES | | | 217 | VOGELLEIER | | | | | SEMOULE FARINE AUTRES CEREALES | | | | | |
| • MAURITANIE | | | 181 | M O N D E T | | | 15 | 18 | GRIESS UND MEHL A AND GETREIDE | | | | | |
| • SENEGAL | | | 240 | FRANCE | | | 13 | 16 | M O N D E T | | | 4 | 1 | |
| COTE IVOIRE | | | 1 | UNION SUD AFR | | | 1 | 1 | | | | | | |
| TOGO REF | | | 23 | 031 | | | | | | | | | | |
| DAHOMEY | | | 1 | POISSONS | | | | | | | | | | |
| • ANCIENNE AOF | | | 1 | FISCH | | | | | | | | | | |
| CAMEROUN | | | 366 | M O N D E T | | | 1789 | 655 | | | | | | |
| • MALGACHE REP | | | 1 | FRANCE | | | 135 | 94 | | | | | | |
| RHODESIE NYASSA | | | 54 | NORVEGE | | | 33 | 21 | | | | | | |
| UNION SUD AFR | | | 87 | DANEMARK | | | 13 | 4 | | | | | | |
| ETATS UNIS | | | 32 | ESPAGNE | | | 338 | 109 | | | | | | |
| ANTILLES NEER | | | 14 | CANARIES | | | 675 | 212 | | | | | | |
| VENEZUELA | | | 1 | • MAURITANIE | | | 510 | 181 | | | | | | |
| URUGUAY | | | 5 | • CAMEROUN | | | 75 | 25 | | | | | | |
| ARGENTINE | | | 15 | UNION SUD AFR | | | 6 | 7 | | | | | | |
| CHINE CONTINENT | | | 3 | 032 | | | | | | | | | | |
| JAPON | | | 6 | PREP CONSERV POISSONS ET CRUST | | | | | | | | | | |
| VIETNAM SUD | | | 103 | FISCHZUBEREITUNGEN U KONSERVEN | | | | | | | | | | |
| 001 | | | | M O N D E T | | | 629 | 327 | | | | | | |
| ANIMAUX VIVANTS | | | | FRANCE | | | 49 | 62 | | | | | | |
| LEBENDE TIERE | | | | BELGIQUE LUXBG | | | 2 | 1 | | | | | | |
| M O N D E T | | | 260 | 18 | PAYS BAS | | | 239 | 79 | | | | | |
| FRANCE | | | 1 | 6 | DANEMARK | | | 2 | 5 | | | | | |
| • CAMEROUN | | | 280 | 12 | PORTUGAL | | | 24 | 12 | | | | | |
| 011 | | | | ESPAGNE | | | 1 | 1 | | | | | | |
| VIANDE FRAICHE REFRIC CONGELEE | | | | MAROC | | | 310 | 165 | | | | | | |
| FLEISCH FRISCH GEKUEHLT GEFR | | | | UNION SUD AFR | | | 2 | 3 | | | | | | |
| M O N D E T | | | 686 | 645 | 042 | | | | | | | | | |
| FRANCE | | | 216 | 347 | RIZ | | | | | | | | | |
| • CAMEROUN | | | 467 | 293 | REIS | | | | | | | | | |
| UNION SUD AFR | | | 2 | 3 | M O N D E T | | | 1038 | 140 | | | | | |
| 012 | | | | FRANCE | | | 157 | 26 | | | | | | |
| VIANDES ETC SECHES SALES FUMES | | | | ITALIE | | | 10 | 1 | | | | | | |
| FLEISCH USW EINFACH ZUBEREITET | | | | ETATS UNIS | | | 9 | 1 | | | | | | |
| M O N D E T | | | 12 | 27 | CHINE CONTINENT | | | 20 | 3 | | | | | |
| FRANCE | | | 12 | 27 | JAPON | | | 40 | 6 | | | | | |
| 013 | | | | VIETNAM SUD | | | 801 | 103 | | | | | | |
| PREP ET CONSERVES DE VIANDE | | | | 044 | | | | | | | | | | |
| FLEISCHZUBEREITUNGEN KONSERVEN | | | | MAIS | | | | | | | | | | |
| M O N D E T | | | 308 | 320 | MAIS | | | | | | | | | |
| FRANCE | | | 254 | 270 | M O N D E T | | | 52 | 6 | | | | | |
| PAYS BAS | | | 1 | 1 | • TOGO REP | | | 34 | 4 | | | | | |
| ALLEMAGNE RF | | | 2 | 2 | • DAHOMEY | | | 18 | 2 | | | | | |
| ROYAUME UNI | | | 16 | 16 | 045 | | | | | | | | | |
| DANEMARK | | | 4 | 4 | AUTRES CEREALES | | | | | | | | | |
| MAROC | | | 7 | 3 | ANDERES GETREIDE | | | | | | | | | |
| • CAMEROUN | | | 1 | 3 | M O N D E T | | | 1128 | 300 | | | | | |
| • MALGACHE REP | | | 1 | 1 | FRANCE | | | 872 | 243 | | | | | |
| URUGUAY | | | 5 | 5 | MAROC | | | 217 | 47 | | | | | |
| ARGENTINE | | | 16 | 15 | • ALGERIE | | | 4 | 1 | | | | | |
| 022 | | | | • TOGO REP | | | 3 | 1 | | | | | | |
| LAIT ET CREME DE LAIT | | | | • CAMEROUN | | | 9 | 4 | | | | | | |
| MILCH UND RAHM | | | | UNION SUD AFR | | | 23 | 5 | | | | | | |
| M O N D E T | | | 628 | 216 | | | | | | | | | | |
| FRANCE | | | 260 | 89 | | | | | | | | | | |
| PAYS BAS | | | 308 | 104 | | | | | | | | | | |
| ALLEMAGNE RF | | | 2 | 1 | | | | | | | | | | |

Werte : 1000 \$ — Mengen : Tonnes falls nicht anders vermerkt (Abkürzungen siehe Anhang)
 Y : siehe im Anhang Anmerkungen zu den Waren

Valeurs : 1000 \$ — Quantités : Tonnes sauf indication contraire (Voir abréviations en Annexe)
 Y : voir notes par produits en Annexe

Tab. 2

import 1961

| WAREN - PRODUIT | | MENGE | WERTE | WAREN - PRODUIT | | MENGE | WERTE | WAREN - PRODUIT | | MENGE | WERTE |
|--------------------------------|---|-----------------|------------|--------------------------------|---|-----------------|------------|--------------------------------|---|-----------------|------------|
| ↓ Ursprung - Origine ↓ | | ↓ QUANTITÉ ↓ | ↓ VALEUR ↓ | ↓ Ursprung - Origine ↓ | | ↓ QUANTITÉ ↓ | ↓ VALEUR ↓ | ↓ Ursprung - Origine ↓ | | ↓ QUANTITÉ ↓ | ↓ VALEUR ↓ |
| | | Einheit - Unité | 1000 \$ | | | Einheit - Unité | 1000 \$ | | | Einheit - Unité | 1000 \$ |
| 055 | | | | 091 | | | | 221 | | | |
| PREPARAT ET CONSERV DE LEGUMES | | | | MARGARINE ET GRAISSES ALIMENT | | | | GRAINES NOIX OLEAGINEUSES | | | |
| ZUBEREITUNGEN A CEMUESE USW | | | | MARGARINE UND AND SPEISCFETTE | | | | OELSAATEN UND OELFRUECHTE | | | |
| M O N D E | T | 526 | 180 | M O N D E | T | 12 | 9 | M O N D E | T | 4 | 1 |
| FRANCE | | 188 | 106 | FRANCE | | 12 | 9 | *TOGO REP | | 3 | 1 |
| ALLEMAGNE RF | | | | | | | | | | | |
| ITALIE | | 116 | 37 | 099 | | | | 242 | | | |
| ESPAGNE | | 15 | 5 | PREPARATIONS ALIMENTAIRES NDA | | | | BOIS RONDS BRUTS SIMPL EQUAR | | | |
| HONDRIE | | 2 | 1 | NAHRUNGSMITTELZUBEREIT A N G | | | | ROH HOLZ RUND GD EINF BEHAUEN | | | |
| *ALGERIE | | 9 | 4 | M O N D E | T | 91 | 54 | M O N D E | T | 21 | 3 |
| CANARIES | | 17 | 5 | FRANCE | | 81 | 49 | FRANCE | | 21 | 3 |
| *TOGO REP | | 159 | 18 | SUISSE | | 2 | 2 | | | | |
| *DAHOMY | | 14 | 2 | MARCC | | 6 | 2 | 243 | | | |
| ETATS UNIS | | 1 | 1 | 111 | | | | BOIS FACONNES OU SIMPL TRAV | | | |
| 061 | | | | BOISSONS N ALC SAUF JUS FRUITS | | | | HCLZ EINFACH BEARBEITET | | | |
| SUCRE ET MIEL | | | | ALKHOLFREIE GETRAENKE | | | | M O N D E | T | 270 | 17 |
| ZUCKER UND HONIG | | | | M O N D E | T | 1155 | 161 | *CAMEROUN | | 270 | 17 |
| M O N D E | T | 647 | 162 | FRANCE | | 1129 | 155 | 267 | | | |
| FRANCE | | 633 | 157 | DANEMARK | | 10 | 2 | FRIPERIE DRILLES CHIFFONS | | | |
| *ALGERIE | | 13 | 3 | *ALGERIE | | 4 | 1 | ABFAELLE V SPINNST U LUMPEN | | | |
| ETATS UNIS | | 1 | 1 | *CAMEROUN | | 8 | 1 | M O N D E | T | 101 | 66 |
| 062 | | | | 112 | | | | FRANCE | | 47 | 24 |
| PREPARATIONS A BASE DE SUCRE | | | | BOISSONS ALCOOLIQUEES | | | | BELGIOUE LUXBG | | 21 | 17 |
| ZUCKERWAREN | | | | ALKHOLISCHE GETRAENKE | | | | PAYS BAS | | 2 | 1 |
| M O N D E | T | 98 | 52 | M O N D E | T | 16169 | 2486 | ALLEMAGNE RF | | | |
| FRANCE | | 92 | 48 | FRANCE | | 13370 | 1877 | GUINEE REP | | | |
| PAYS BAS | | 2 | 1 | PAYS BAS | | 330 | 77 | ETATS UNIS | | 29 | 21 |
| *SENEGAL | | 2 | 1 | ALLEMAGNE RF | | 317 | 78 | 273 | | | |
| 071 | | | | ITALIE | | 8 | 4 | PIERRES CONSTRUC SABL GRAVIERS | | | |
| CAFE | | | | ROYAUME UNI | | 108 | 140 | WERKSTEINE SAND UND KIES | | | |
| KAFEE | | | | DANEMARK | | 57 | 9 | M O N D E | T | 48 | 2 |
| M O N D E | T | 34 | 81 | PORTUGAL | | 232 | 61 | FRANCE | | 47 | 2 |
| FRANCE | | 30 | 80 | ESPAGNE | | 268 | 34 | 274 | | | |
| VENEZUELA | | 4 | 1 | MARCC | | 1366 | 175 | SOUFRE PYRITES DE FER NON GRIL | | | |
| 072 | | | | *ALGERIE | | 15 | 5 | SCHWEFEL U N GER SCHWEFELKIES | | | |
| CACAO | | | | *SENEGAL | | 10 | 1 | M O N D E | T | 400 | 23 |
| KAKAO | | | | *CAMEROUN | | 103 | 23 | FRANCE | | 400 | 23 |
| M O N D E | T | 2 | 2 | 121 | | | | 276 | | | |
| FRANCE | | 1 | 1 | TABACS BRUTS ET DECHETS | | | | AUTRES PRODUITS MINERAUX BRUTS | | | |
| 073 | | | | RCHTABAK UND TABAKABFAELLE | | | | ANDERE MINERALISCHE ROHSTOFFE | | | |
| CHGCOLAT ET PREP AU CACAO | | | | M O N D E | T | 93 | 102 | M O N D E | T | 1177 | 59 |
| SCHOKOLADE U SCHOKOLADEWAREN | | | | ROYAUME UNI | | | 1 | FRANCE | | 604 | 34 |
| M O N D E | T | 17 | 27 | RHODESIE NYASSA | | 49 | 53 | PAYS BAS | | 50 | 5 |
| FRANCE | | 16 | 26 | UNION SUD AFR | | 31 | 34 | ALLEMAGNE RF | | 150 | 8 |
| PAYS BAS | | 1 | 1 | ANTILLES NEER | | 13 | 14 | ITALIE | | 22 | 1 |
| SUISSE | | 1 | 1 | 122 | | | | ROYAUME UNI | | 2 | 1 |
| 074 | | | | TABACS MANUFACTURES | | | | ESPAGNE | | 20 | 1 |
| THE ET MATE | | | | TABAKWAREN | | | | *ALGERIE | | 48 | 2 |
| TEE UND MATE | | | | M O N D E | T | 17 | 61 | *SENEGAL | | 261 | 8 |
| M O N D E | T | 3 | 9 | FRANCE | | 11 | 31 | 291 | | | |
| FRANCE | | 2 | 2 | PAYS BAS | | 1 | 6 | MAT BRUTES ORIG ANIMALE NDA | | | |
| ROYAUME UNI | | 3 | 6 | ROYAUME UNI | | 2 | 11 | ROHSTOFFE TIER URSPRUNGS A N G | | | |
| 075 | | | | SUISSE | | 1 | 1 | M O N D E | T | 1 | 2 |
| EPICES | | | | RHODESIE NYASSA | | 1 | 1 | FRANCE | | 1 | 2 |
| GEWUERZE | | | | ETATS UNIS | | 2 | 10 | 292 | | | |
| M O N D E | T | 2 | 4 | 244 | | | | MAT ERLTES ORIG VEGETALE NDA | | | |
| FRANCE | | 1 | 4 | MATIERES PREMIERES | | | | ROHSTOFFE PFL URSPRUNGS A N G | | | |
| 081 | | | | ROHSTOFFE | | | | M O N D E | T | 56 | 18 |
| ALIMENTS POUR ANIMAUX | | | | M O N D E | | 265 | | FRANCE | | 5 | 11 |
| FUTTERMITTEL | | | | FRANCE | | 150 | | MARCC | | 46 | 5 |
| M O N D E | T | 298 | 38 | BELGIOUE LUXBG | | 17 | | *COTE IVGIRE | | 5 | 2 |
| FRANCE | | 223 | 32 | PAYS BAS | | 7 | | 299 | | | |
| UNION SUD AFR | | 75 | 7 | ALLEMAGNE RF | | 9 | | MAT BRUTES ORIG ANIMALE NDA | | | |
| 081 | | | | ITALIE | | 1 | | ROHSTOFFE PFL URSPRUNGS A N G | | | |
| ALIMENTS POUR ANIMAUX | | | | ROYAUME UNI | | 1 | | M O N D E | T | 56 | 18 |
| FUTTERMITTEL | | | | ESPAGNE | | 1 | | FRANCE | | 5 | 11 |
| M O N D E | T | 298 | 38 | MARCC | | 5 | | MARCC | | 46 | 5 |
| FRANCE | | 223 | 32 | *ALGERIE | | 2 | | *COTE IVGIRE | | 5 | 2 |
| UNION SUD AFR | | 75 | 7 | *SENEGAL | | 25 | | 299 | | | |
| 081 | | | | GUINEE REP | | 1 | | MAT BRUTES ORIG ANIMALE NDA | | | |
| ALIMENTS POUR ANIMAUX | | | | *COTE IVGIRE | | 2 | | ROHSTOFFE PFL URSPRUNGS A N G | | | |
| FUTTERMITTEL | | | | *TOGO REP | | 1 | | M O N D E | T | 56 | 18 |
| M O N D E | T | 298 | 38 | *CAMEROUN | | 23 | | FRANCE | | 5 | 11 |
| FRANCE | | 223 | 32 | ETATS UNIS | | 21 | | MARCC | | 46 | 5 |
| UNION SUD AFR | | 75 | 7 | | | | | *COTE IVGIRE | | 5 | 2 |

Werte: 1000 \$ — Mengen: Tonnen falls nicht anders vermerkt (Abkürzungen siehe Anhang)
Y: siehe im Anhang Anmerkungen zu den Waren

Valeurs: 1000 \$ — Quantités: Tonnes sauf indication contraire (Voir abréviations en Annexe)
Y: voir notes par produits en Annexe

Tab. 2

import 1961

Gabun Gabon

| WAREN - PRODUIT | | | MENGES | | | WERTE | | | WAREN - PRODUIT | | | MENGES | | | WERTE | | | WAREN - PRODUIT | | | MENGES | | | WERTE | | | | | | | | | | | | | | | | | | | | | | | | | | | | | | | | | | | | | | | | | | | | | | | | | | | | | | | | | | | | | | | | | | | | | | | | | | | | | | | | | | | | | | | | | | | | | | | |
|---------------------------------------|--|--|--------------------------------|--|--|---------------------------------|--|--|--------------------|--|--|-----------------|--|--|--------------------------------|--|--|--------------------------------|--|--|--------------------------------|--|--|--------------------------------|--|--|-----------------------------|--|--|----------------|--|--|------------------------------|--|--|-----------------------------|--|--|-------------------------------|--|--|------------------------------|--|--|------------------------------|--|--|------------|--|--|-----------------------------|--|--|-------------------------------|--|--|-----------------------------|--|--|--------------|--|--|-----|--|--|----------|--|--|----------------|--|--|--------|--|--|-----------------|--|--|-------------|--|--|----|--|--|------------|--|--|----------|--|--|-----|--|--|------|--|--|---------|--|--|---|--|--|---------------|--|--|-------|--|--|-----|--|--|-----------|--|--|-------|--|--|-----|--|--|
| Ursprung - Origine | | | Einheit - Unité | | | 1000 \$ | | | Ursprung - Origine | | | Einheit - Unité | | | 1000 \$ | | | Ursprung - Origine | | | Einheit - Unité | | | 1000 \$ | | | | | | | | | | | | | | | | | | | | | | | | | | | | | | | | | | | | | | | | | | | | | | | | | | | | | | | | | | | | | | | | | | | | | | | | | | | | | | | | | | | | | | | | | | | | | | | |
| 3 PRODUITS ENERGETIQUES ERANSTOFFE | | | | | | | | | FRANCE | | | | | | | | | 533 | | | | | | | | | | | | | | | | | | | | | | | | | | | | | | | | | | | | | | | | | | | | | | | | | | | | | | | | | | | | | | | | | | | | | | | | | | | | | | | | | | | | | | | | | | | | | | | | | | | | | |
| M O N D E | | | T | | | 2201 | | | 5 6 8 | | | 2 | | | 1 | | | PIGMENTS PEINTURES VERNIS | | | T | | | 394 | | | 203 | | | | | | | | | | | | | | | | | | | | | | | | | | | | | | | | | | | | | | | | | | | | | | | | | | | | | | | | | | | | | | | | | | | | | | | | | | | | | | | | | | | | | | | | | | | | |
| FRANCE | | | 677 | | | AUTRES PRODUITS INDUSTRIELS | | | FRANCE | | | 9643 | | | FRANCE | | | 298 | | | FRANCE | | | 165 | | | | | | | | | | | | | | | | | | | | | | | | | | | | | | | | | | | | | | | | | | | | | | | | | | | | | | | | | | | | | | | | | | | | | | | | | | | | | | | | | | | | | | | | | | | | | | | |
| BELGIQUE LUXBG | | | 73 | | | ANDERE INDUSTRIELLE ERZEUGNISSE | | | BELGIQUE LUXBG | | | 98 | | | PAYS BAS | | | 3 | | | PAYS BAS | | | 1 | | | | | | | | | | | | | | | | | | | | | | | | | | | | | | | | | | | | | | | | | | | | | | | | | | | | | | | | | | | | | | | | | | | | | | | | | | | | | | | | | | | | | | | | | | | | | | | |
| PAYS BAS | | | 4 | | | M O N D E | | | PAYS BAS | | | 240 | | | ALGERIE | | | 1 | | | ALGERIE | | | 1 | | | | | | | | | | | | | | | | | | | | | | | | | | | | | | | | | | | | | | | | | | | | | | | | | | | | | | | | | | | | | | | | | | | | | | | | | | | | | | | | | | | | | | | | | | | | | | | |
| ROYAUME UNI | | | 1 | | | M O N D E | | | ALLEMAGNE RF | | | 566 | | | ETATS UNIS | | | 91 | | | ETATS UNIS | | | 35 | | | | | | | | | | | | | | | | | | | | | | | | | | | | | | | | | | | | | | | | | | | | | | | | | | | | | | | | | | | | | | | | | | | | | | | | | | | | | | | | | | | | | | | | | | | | | | | |
| PORTUGAL | | | 143 | | | FRANCE | | | ITALIE | | | 108 | | | 541 | | | PRODUITS MEDICIN ET PHARMACEUT | | | T | | | 137 | | | 434 | | | | | | | | | | | | | | | | | | | | | | | | | | | | | | | | | | | | | | | | | | | | | | | | | | | | | | | | | | | | | | | | | | | | | | | | | | | | | | | | | | | | | | | | | | | | |
| SENEGAL | | | 21 | | | ROYAUME UNI | | | ROYAUME UNI | | | 228 | | | MEDIZIN U PHARM ERZEUGNISSE | | | FRANCE | | | 125 | | | FRANCE | | | 343 | | | | | | | | | | | | | | | | | | | | | | | | | | | | | | | | | | | | | | | | | | | | | | | | | | | | | | | | | | | | | | | | | | | | | | | | | | | | | | | | | | | | | | | | | | | | |
| NIGERIA | | | 21 | | | NORVEGE | | | SUEDE | | | 13 | | | ALLEMAGNE RF | | | 1 | | | ALLEMAGNE RF | | | 4 | | | | | | | | | | | | | | | | | | | | | | | | | | | | | | | | | | | | | | | | | | | | | | | | | | | | | | | | | | | | | | | | | | | | | | | | | | | | | | | | | | | | | | | | | | | | | | | |
| CAMEROUN | | | 5 | | | FINLANDE | | | DANEMARK | | | 67 | | | SUISSE | | | 2 | | | SUISSE | | | 9 | | | | | | | | | | | | | | | | | | | | | | | | | | | | | | | | | | | | | | | | | | | | | | | | | | | | | | | | | | | | | | | | | | | | | | | | | | | | | | | | | | | | | | | | | | | | | | | |
| RHODESIE NYASSA | | | 1 | | | AUTRICHE | | | PORTUGAL | | | 41 | | | ETATS UNIS | | | 9 | | | ETATS UNIS | | | 77 | | | | | | | | | | | | | | | | | | | | | | | | | | | | | | | | | | | | | | | | | | | | | | | | | | | | | | | | | | | | | | | | | | | | | | | | | | | | | | | | | | | | | | | | | | | | | | | |
| ETATS UNIS | | | 172 | | | ESPAGNE | | | ESPAGNE | | | 41 | | | 551 | | | HUILES ESSENTIELLES PROD AROMA | | | T | | | 2 | | | 6 | | | | | | | | | | | | | | | | | | | | | | | | | | | | | | | | | | | | | | | | | | | | | | | | | | | | | | | | | | | | | | | | | | | | | | | | | | | | | | | | | | | | | | | | | | | | |
| CUBA | | | 4 | | | YUGOSLAVIE | | | ZONE MARK EST | | | 5 | | | AETHERISCHE OELE U RIECHSTOFFE | | | FRANCE | | | 2 | | | FRANCE | | | 6 | | | | | | | | | | | | | | | | | | | | | | | | | | | | | | | | | | | | | | | | | | | | | | | | | | | | | | | | | | | | | | | | | | | | | | | | | | | | | | | | | | | | | | | | | | | | |
| ANTILLES NEER | | | 655 | | | Pologne | | | POLOGNE | | | 12 | | | M O N D E | | | T | | | 2 | | | 6 | | | | | | | | | | | | | | | | | | | | | | | | | | | | | | | | | | | | | | | | | | | | | | | | | | | | | | | | | | | | | | | | | | | | | | | | | | | | | | | | | | | | | | | | | | | | | | | |
| VENEZUELA | | | 444 | | | TCHECOSLOVAQUIE | | | HONGRIE | | | 20 | | | FRANCE | | | 2 | | | FRANCE | | | 6 | | | | | | | | | | | | | | | | | | | | | | | | | | | | | | | | | | | | | | | | | | | | | | | | | | | | | | | | | | | | | | | | | | | | | | | | | | | | | | | | | | | | | | | | | | | | | | | |
| 321 | | | CHARBON COKES ET AGGLOMERES | | | KOHLE KOKS UND BRIKETS | | | M O N D E | | | T | | | 15 | | | 1 | | | 553 | | | PARFUMERIE ET PROD DE BEAUTE | | | RIECH UND SCHOENHEITSMITTEL | | | M O N D E | | | T | | | 126 | | | 136 | | | | | | | | | | | | | | | | | | | | | | | | | | | | | | | | | | | | | | | | | | | | | | | | | | | | | | | | | | | | | | | | | | | | | | | | | | | | | | | | |
| FRANCE | | | 15 | | | FRANCE | | | 15 | | | 1 | | | 321 | | | PRODUITS DERIVES DU PETROLE | | | ERODELDESTILLATIONSERZEUGNISSE | | | M O N D E | | | T | | | 40284 | | | 2085 | | | | | | | | | | | | | | | | | | | | | | | | | | | | | | | | | | | | | | | | | | | | | | | | | | | | | | | | | | | | | | | | | | | | | | | | | | | | | | | | | | | | | | |
| 332 | | | FRANCE | | | 15 | | | 332 | | | FRANCE | | | 7404 | | | 650 | | | BELGIQUE LUXBG | | | 22 | | | 6 | | | PAYS BAS | | | 17 | | | 3 | | | ROYAUME UNI | | | 6 | | | 1 | | | PORTUGAL | | | 3788 | | | 143 | | | NIGERIA | | | 19 | | | 1 | | | CAMEROUN | | | 17 | | | 4 | | | RHODESIE NYASSA | | | 42 | | | 1 | | | ETATS UNIS | | | 1727 | | | 172 | | | CUBA | | | 39 | | | 4 | | | ANTILLES NEER | | | 15738 | | | 655 | | | VENEZUELA | | | 11454 | | | 444 | | |
| 341 | | | CAZ NATURELS ET GAZ D USINE | | | FRCCAS UND INDUSTRIEGASE | | | M O N D E | | | T | | | 304 | | | 115 | | | FRANCE | | | 85 | | | 26 | | | BELGIQUE LUXBG | | | 161 | | | 67 | | | PAYS BAS | | | 6 | | | 1 | | | SENEGAL | | | 51 | | | 21 | | | CAMEROUN | | | 1 | | | 1 | | | | | | | | | | | | | | | | | | | | | | | | | | | | | | | | | | | | | | | | | | | | | | | | | | | | | | | | |
| 411 | | | CORPS GRAS D ORIGINE ANIMALE | | | TIERISCHE FETTE UND OELE | | | M O N D E | | | T | | | 12 | | | 4 | | | FRANCE | | | 12 | | | 4 | | | CAMEROUN | | | 1 | | | 512 | | | PRODUITS CHIMIQUES ORGANIQUES | | | ORGANISCHE CHEM ERZEUGNISSE | | | M O N D E | | | T | | | 25 | | | 18 | | | FRANCE | | | 22 | | | 16 | | | SENEGAL | | | 2 | | | 2 | | | | | | | | | | | | | | | | | | | | | | | | | | | | | | | | | | | | | | | | | | | | | | | |
| 421 | | | HUILES VEGETALES FIXES DOUCES | | | FETTE PFLANZL OELE MILD | | | M O N D E | | | T | | | 92 | | | 60 | | | FRANCE | | | 54 | | | 41 | | | SENEGAL | | | 36 | | | 17 | | | CAMEROUN | | | 2 | | | 1 | | | 513 | | | ELEMENTS CHIMIQUES INORGANI | | | ANORGANISCHE CHEM GRUNDSTOFFE | | | M O N D E | | | T | | | 205 | | | 46 | | | FRANCE | | | 193 | | | 39 | | | ROYAUME UNI | | | 2 | | | 4 | | | CAMEROUN | | | 7 | | | 3 | | | | | | | | | | | | | | | | | | | | | | | | | | |
| 422 | | | AUTRES HUILES VEGETALES FIXES | | | ANDERE FETTE PFLANZLICHE OELE | | | M O N D E | | | T | | | 25 | | | 9 | | | FRANCE | | | 10 | | | 5 | | | CAMEROUN | | | 13 | | | 4 | | | 514 | | | AUTRES PROD CHIM INORGANIQUE | | | AND ANORGAN CHEM ERZEUGNISSE | | | M O N D E | | | T | | | 202 | | | 33 | | | FRANCE | | | 194 | | | 32 | | | ETATS UNIS | | | 1 | | | 1 | | | | | | | | | | | | | | | | | | | | | | | | | | | | | | | | | | | | | | | | | | | | |
| 431 | | | HUILES ET GRAISSES ELABOREES | | | OELE UND FETTE VERARBEITET | | | M O N D E | | | T | | | 2 | | | 1 | | | 521 | | | GOUDRONS MINER DERIV CHIM BRUT | | | TEER UND TEERERZEUGNISSE | | | M O N D E | | | T | | | 10 | | | 1 | | | FRANCE | | | 9 | | | 1 | | | 532 | | | EXTRAITS COLORANTS | | | FARB U GERSTOFFAUSZUEGE USW | | | M O N D E | | | T | | | 20 | | | 5 | | | FRANCE | | | 20 | | | 5 | | | | | | | | | | | | | | | | | | | | | | | | | | | | | | | | | | | | | | | | | |
| 533 | | | PIGMENTS PEINTURES VERNIS | | | PIGMENTE FARBEN LACKE USW | | | M O N D E | | | T | | | 394 | | | 203 | | | FRANCE | | | 298 | | | 165 | | | PAYS BAS | | | 3 | | | 1 | | | ALGERIE | | | 1 | | | ETATS UNIS | | | 91 | | | 35 | | | | | | | | | | | | | | | | | | | | | | | | | | | | | | | | | | | | | | | | | | | | | | | | | | | | | | | | | | | | | | | | | | | | |
| 541 | | | PRODUITS MEDICIN ET PHARMACEUT | | | MEDIZIN U PHARM ERZEUGNISSE | | | M O N D E | | | T | | | 137 | | | 434 | | | FRANCE | | | 125 | | | 343 | | | BELGIQUE LUXBG | | | 1 | | | 4 | | | ALLEMAGNE RF | | | 1 | | | 2 | | | 9 | | | ETATS UNIS | | | 9 | | | 77 | | | | | | | | | | | | | | | | | | | | | | | | | | | | | | | | | | | | | | | | | | | | | | | | | | | | | | | | | | | | | | |
| 551 | | | HUILES ESSENTIELLES PROD AROMA | | | AETHERISCHE OELE U RIECHSTOFFE | | | M O N D E | | | T | | | 2 | | | 6 | | | FRANCE | | | 2 | | | 6 | | | 553 | | | PARFUMERIE ET PROD DE BEAUTE | | | RIECH UND SCHOENHEITSMITTEL | | | M O N D E | | | T | | | 99 | | | 109 | | | BELGIQUE LUXBG | | | 2 | | | 1 | | | ALLEMAGNE RF | | | 3 | | | 5 | | | ITALIE | | | 1 | | | 1 | | | ROYAUME UNI | | | 12 | | | 11 | | | ALGERIE | | | 7 | | | 8 | | | SENEGAL | | | 1 | | | 2 | | | | | | | | | | | | | | | | | |
| 554 | | | SAVONS PRODUITS D ENTRETIEN | | | SEIFEN PUTZ UND WASCHMITTEL | | | M O N D E | | | T | | | 845 | | | 278 | | | FRANCE | | | 812 | | | 262 | | | PAYS BAS | | | 17 | | | 6 | | | ROYAUME UNI | | | 4 | | | 4 | | | ALGERIE | | | 4 | | | 3 | | | CAMEROUN | | | 6 | | | 2 | | | | | | | | | | | | | | | | | | | | | | | | | | | | | | | | | | | | | | | | | | | | | | | | | | | | | | | | |
| 561 | | | ENGRAIS MANUFACTURES | | | CHEMISCHE DUENGEMITTEL | | | M O N D E | | | T | | | 105 | | | 8 | | | FRANCE | | | 94 | | | 7 | | | CAMEROUN | | | 6 | | | 1 | | | 571 | | | EXPLOSIFS | | | SPRENGSTOFFE | | | M O N D E | | | T | | | 251 | | | 260 | | | FRANCE | | | 223 | | | 238 | | | BELGIQUE LUXBG | | | 2 | | | 3 | | | MAROC | | | 26 | | | 18 | | | CAMEROUN | | | 1 | | | 1 | | | | | | | | | | | | | | | | | | | | | | | | | | |
| 581 | | | MATIERES PLASTIQUES RESIN ART | | | KUNSTSTOFFE KUNSTHARZE USW | | | M O N D E | | | T | | | 115 | | | 75 | | | FRANCE | | | 112 | | | 70 | | | COTE IVOIRE | | | 1 | | | 2 | | | CAMEROUN | | | 3 | | | 1 | | | ETATS UNIS | | | 2 | | | 2 | | | | | | | | | | | | | | | | | | | | | | | | | | | | | | | | | | | | | | | | | | | | | | | | | | | | | | | | | | | | | | | | | |

Werte: 1000 \$ — Menges: Tonnen falls nicht anders vermerkt (Abkürzungen siehe Anhang)
Y: siehe im Anhang Anmerkungen zu den Waren

Valeurs: 1000 \$ — Quantités: Tonnes sauf indication contraire (Voir abréviations en Annexe)
Y: voir notes par produits en Annexe

Tab. 2

import 1961

| WAREN - PRODUIT | | MENGE | WERTE | WAREN - PRODUIT | | MENGE | WERTE | WAREN - PRODUIT | | MENGE | WERTE |
|---|---|-----------------|------------|--|---|-----------------|------------|---|---|-----------------|------------|
| ↓ Ursprung - Origine ↓ | | ↓ QUANTITÉ ↓ | ↓ VALEUR ↓ | ↓ Ursprung - Origine ↓ | | ↓ QUANTITÉ ↓ | ↓ VALEUR ↓ | ↓ Ursprung - Origine ↓ | | ↓ QUANTITÉ ↓ | ↓ VALEUR ↓ |
| | | Einheit - Unité | 1000 \$ | | | Einheit - Unité | 1000 \$ | | | Einheit - Unité | 1000 \$ |
| 599 PRODUITS CHIMIQUES NDA CHEMISCHE ERZEUGNISSE A N G | | | | 641 PAPIERS ET CARTONS PAPIER UND PAPPE | | | | FRANCE 42 85 | | | |
| M O N D E | T | 500 | 261 | M O N D E | T | 173 | 70 | ALLEMAGNE RF | | | 2 |
| FRANCE | | 266 | 154 | FRANCE | | 134 | 62 | ROYAUME UNI | | | 1 |
| PAYS BAS | | 24 | 16 | NORVEGE | | 18 | 4 | .COTE IVOIRE | | 8 | 5 |
| ALLEMAGNE RF | | 2 | 3 | SUEDE | | 12 | 3 | | | | |
| ROYAUME UNI | | 189 | 74 | FINLANDE | | 9 | 1 | 656 ARTICLES EN MAT TEXTILES NDA SPINNSTOFFWAREN A N G | | | |
| MARCC | | 2 | 1 | 642 ARTICLES EN PAPIER OU CARTON WAREN AUS PAPIER ODER PAPPE | | | | M O N D E | T | 266 | 361 |
| .CAMEROUN | | 4 | 1 | M O N D E | T | 278 | 228 | FRANCE | | 119 | 212 |
| ETATS UNIS | | 12 | 11 | FRANCE | | 259 | 212 | BELGIQUE LUXBG | | 3 | 6 |
| 611 CUIRS LEDER | | | | BELGIQUE LUXBG | | 2 | 1 | PAYS BAS | | 12 | 25 |
| M O N D E | T | | | SUEDE | | 4 | 3 | ALLEMAGNE RF | | 13 | 16 |
| FRANCE | | | | DANEMARK | | 1 | 1 | ITALIE | | 49 | 36 |
| 612 ARTICLES MANUFACT EN CUIR NDA WAREN A LEDER KUNSTLEDER A N G | | | | MAROC | | 4 | 2 | ROYAUME UNI | | 14 | 19 |
| M O N D E | T | 1 | 6 | .ALGERIE | | 4 | 2 | ESPAGNE | | 6 | 5 |
| FRANCE | | 1 | 6 | .CAMEROUN | | 1 | 1 | ZONE MARK EST | | 2 | 2 |
| 621 DEMI PRODUITS EN CAOUTCHOUC HALBERZEUGNISSE AUS KAUTSCHUK | | | | ETATS UNIS | | 3 | 4 | POLOGNE | | 2 | 3 |
| M O N D E | T | 25 | 58 | 651 FILS DE MATIERES TEXTILES GARNE AUS SPINNSTOFFEN | | | | HONGRIE | | 2 | 3 |
| FRANCE | | 19 | 45 | M O N D E | T | 21 | 55 | MAROC | | 1 | 1 |
| ALLEMAGNE RF | | 2 | 4 | FRANCE | | 15 | 44 | .ALGERIE | | 1 | 2 |
| ROYAUME UNI | | 1 | 1 | ALLEMAGNE RF | | | | .SENEGAL | | 20 | 12 |
| .CAMEROUN | | 1 | 2 | ITALIE | | 5 | 9 | .TOGO REP | | 2 | 1 |
| ETATS UNIS | | 2 | 5 | ESPAGNE | | | 1 | .CAMEROUN | | 1 | 4 |
| 629 ART MANUFACT EN CAOUTCHOUC NDA BEARB WAREN A KAUTSCHUK A N G | | | | 652 TISSUS COTON SAUF TISSUS SPEC BAUMWOLLEGEWEBE | | | | CONGO LEO | | 1 | 1 |
| M O N D E | T | 377 | 577 | M O N D E | T | 340 | 862 | ETATS UNIS | | 1 | 1 |
| FRANCE | | 286 | 425 | FRANCE | | 168 | 540 | JAPON | | 2 | 4 |
| BELGIQUE LUXBG | | 1 | 2 | ALLEMAGNE RF | | 7 | 22 | HONG KONG | | 1 | 1 |
| PAYS BAS | | 1 | 2 | ITALIE | | 28 | 79 | 657 COUV PARQUETS TAPIS TAPISSERIE FUSSBODENBELAEGE TEPPICHE USW | | | |
| ALLEMAGNE RF | | 64 | 88 | ALLEMAGNE RF | | 64 | 31 | M O N D E | T | 25 | 56 |
| ITALIE | | 1 | 1 | ITALIE | | 1 | 2 | FRANCE | | 11 | 50 |
| ROYAUME UNI | | 1 | 3 | ROYAUME UNI | | 22 | 84 | PAYS BAS | | 10 | 3 |
| .COTE IVOIRE | | 2 | 2 | SUEDE | | 1 | 1 | .SENEGAL | | 1 | 1 |
| .CAMEROUN | | 5 | 5 | AUTRICHE | | | | JAPON | | 3 | 2 |
| ETATS UNIS | | 16 | 50 | PORTUGAL | | 24 | 40 | 661 CHAUX CEMENTS OUVR PR BATIMENT KALK ZEMENT UND BAUSTOFFE | | | |
| 631 BOIS ARTIF ET TRAVAILLES NDA FURNIERE KUNSTHOLZ USW A N G | | | | ESPAGNE | | 7 | 14 | M O N D E | T | 23613 | 506 |
| M O N D E | T | 54 | 10 | TCHECOSLOVAQUIE | | 1 | 2 | FRANCE | | 23291 | 495 |
| FRANCE | | 20 | 7 | HONGRIE | | 4 | 8 | PAYS BAS | | 147 | 3 |
| SUEDE | | 13 | 1 | MAROC | | 1 | 2 | ALLEMAGNE RF | | 123 | 2 |
| FINLANDE | | 6 | 1 | .SENEGAL | | 1 | 1 | MAROC | | 14 | 3 |
| .CAMEROUN | | 15 | 1 | .CAMEROUN | | 1 | 2 | .SENEGAL | | 1 | 1 |
| 632 ARTICLES MANUFACT EN BOIS NDA BEARBEITETE WAREN A HOLZ A N G | | | | .CONGO LEO | | 3 | 8 | .CAMEROUN | | 31 | 2 |
| M O N D E | T | 304 | 98 | JAPON | | 9 | 23 | 662 PIECES DE CONSTR EN MAT CERAM BAUMATERIAL AUS KERAM STOFFEN | | | |
| FRANCE | | 210 | 63 | HONG KONG | | 1 | 1 | M O N D E | T | 181 | 44 |
| ALLEMAGNE RF | | 27 | 8 | 653 AUTRES TISSUS SAUF SPECIAUX ANDERE GEWEBE | | | | FRANCE | | 169 | 41 |
| ROYAUME UNI | | 2 | 1 | M O N D E | T | 103 | 280 | ALLEMAGNE RF | | 8 | 2 |
| .CAMEROUN | | 15 | 7 | FRANCE | | 20 | 108 | .CAMEROUN | | 2 | 1 |
| ETATS UNIS | | 46 | 18 | BELGIQUE LUXBG | | | | 663 ARTICLES EN MAT MINERALES NDA WAREN A MINERAL STOFFEN A N G | | | |
| 633 ARTICLES MANUFACTURES EN LIEGE BEARBEITETE WAREN AUS KORK | | | | PAYS BAS | | 26 | 51 | M O N D E | T | 20 | 54 |
| M O N D E | T | 14 | 16 | ALLEMAGNE RF | | 29 | 67 | FRANCE | | 15 | 35 |
| FRANCE | | 2 | 5 | ITALIE | | 2 | 6 | ALLEMAGNE RF | | 2 | 8 |
| BELGIQUE LUXBG | | | | PORTUGAL | | | | ROYAUME UNI | | | 1 |
| MAROC | | 11 | 4 | ESPAGNE | | 3 | 6 | ETATS UNIS | | 2 | 10 |
| ETATS UNIS | | 1 | 5 | TCHECOSLOVAQUIE | | 1 | 2 | 664 VERRE GLAS | | | |
| 645 TISSUS SPECIAUX ARTIC ASSIMIL SPEZIALGEWEBE UND ERZEUGNISSE | | | | .CAMEROUN | | 1 | 1 | M O N D E | T | 53 | 33 |
| M O N D E | T | 50 | 94 | .CONGO LEO | | 1 | 4 | FRANCE | | 52 | 30 |
| | | | | JAPON | | 20 | 34 | ALLEMAGNE RF | | | 1 |
| | | | | 654 TULLES DENTELLES BRODERIES ETC TUPELL SPITZEN BAENDER USW | | | | ETATS UNIS | | | 1 |
| | | | | M O N D E | T | 4 | 28 | 665 VERRERIE GLASWAREN | | | |
| | | | | FRANCE | | 3 | 27 | M O N D E | T | 181 | 96 |
| | | | | ALLEMAGNE RF | | | 1 | | | | |

Werte: 1000 \$ — Mengen: Tonnen falls nicht anders vermerkt (Abkürzungen siehe Anhang)
Y: siehe im Anhang Anmerkungen zu den Waren

Valeurs: 1000 \$ — Quantités: Tonnes sauf indication contraire (Voir abréviations en Annexe)
Y: voir notes par produits en Annexe

Tab. 2

import 1961

Gabon Gabon

| WAREN - PRODUIT | | | WAREN - PRODUIT | | | WAREN - PRODUIT | | |
|---------------------------------|-----------------|----------------------|--------------------------------|-----------------|----------------------|--------------------------------|-----------------|----------------------|
| MENGES QUANTITÉ | | | MENGES QUANTITÉ | | | MENGES QUANTITÉ | | |
| URSPRUNG - ORIGINE | | | URSPRUNG - ORIGINE | | | URSPRUNG - ORIGINE | | |
| Ursprung - Origine | Einheit - Unité | WERTE VALEUR 1000 \$ | Ursprung - Origine | Einheit - Unité | WERTE VALEUR 1000 \$ | Ursprung - Origine | Einheit - Unité | WERTE VALEUR 1000 \$ |
| FRANCE | 165 | 89 | .. ALGERIE | 22 | 10 | 693 | | |
| PAYS BAS | 2 | 1 | .. SENEGAL | 4 | 2 | CABL RONCES TREILLIS ETC METAL | | |
| ALLEMAGNE RF | 5 | 3 | .. COTE IVOIRE | 9 | 3 | KABEL STACHELDRAHT USW | | |
| ITALIE | 8 | 3 | .. CAMEROUN | 13 | 5 | | | |
| | | | ETATS UNIS | 5 | 9 | | | |
| 666 | | | 679 | | | M O N D E T | 966 | 434 |
| ARTICLES EN MATIER CERAMIQUES | | | OUVRAGES FONTE FER ACIER NDA | | | FRANCE | 810 | 323 |
| FEINKERAMISCHE ERZEUGNISSE | | | WAREN A EISEN OD STAHL A N G | | | BELGIQUE LUXBG | 8 | 6 |
| | | | | | | PAYS BAS | 7 | 2 |
| M O N D E T | 49 | 45 | M O N D E T | 3 | 3 | ALLEMAGNE RF | 17 | 9 |
| FRANCE | 45 | 41 | FRANCE | 2 | 2 | ROYAUME UNI | 2 | 1 |
| BELGIQUE LUXBG | 1 | 1 | ETATS UNIS | 1 | 1 | NORVEGE | 11 | 8 |
| ALLEMAGNE RF | 1 | 1 | | | | SUEDE | 5 | 2 |
| JAPON | 2 | 1 | | | | .. ALGERIE | 1 | 1 |
| | | | | | | .. SENEGAL | 1 | 1 |
| | | | | | | ETATS UNIS | 106 | 80 |
| 671 | | | 682 | | | 694 | | |
| SPIEGEL FONTES FERRO ALLIAGES | | | CUIVRE | | | CLOUTERIE ET BOULONNERIE | | |
| ROHEISEN SPIEGELEISEN FERROLEG | | | KUPFER | | | HAEGEL UND SCHRAUBEN | | |
| | | | | | | | | |
| M O N D E T | 2 | 3 | M O N D E T | 29 | 34 | M O N D E T | 389 | 301 |
| FRANCE | 2 | 3 | FRANCE | 26 | 30 | FRANCE | 158 | 104 |
| | | | .. ALGERIE | 2 | 2 | BELGIQUE LUXBG | 12 | 12 |
| | | | .. CAMEROUN | 1 | 1 | ALLEMAGNE RF | 12 | 20 |
| | | | ETATS UNIS | 1 | 1 | ITALIE | 9 | 2 |
| | | | | | | ROYAUME UNI | 3 | 9 |
| 672 | | | 683 | | | SUEDE | 1 | 1 |
| ACIER LINGOTS ET AUT FORM PRIM | | | NICKEL | | | AUTRICHE | 41 | 8 |
| STAHLROHBLÖCKE STAHLHALBZEUG | | | NICKEL | | | .. COTE IVOIRE | 98 | 19 |
| | | | | | | .. CAMEROUN | 12 | 2 |
| M O N D E T | 3 | 2 | M O N D E T | | | ETATS UNIS | 53 | 125 |
| FRANCE | 3 | 2 | ETATS UNIS | | | | | |
| | | | | | | | | |
| 673 | | | 684 | | | 695 | | |
| BARRES ET PROFILES PALPLANCHES | | | ALUMINIUM | | | OUTILLAGE EN METAUX COMMUNS | | |
| STABSTAHL U PROFILE AUS STAHL | | | ALUMINIUM | | | WERKZEUGE AUS UNEDLEN METALLEN | | |
| | | | | | | | | |
| M O N D E T | 2722 | 383 | M O N D E T | 66 | 39 | M O N D E T | 571 | 489 |
| FRANCE | 2697 | 379 | FRANCE | 66 | 39 | FRANCE | 445 | 310 |
| .. CAMEROUN | 25 | 4 | | | | BELGIQUE LUXBG | 23 | 12 |
| | | | | | | PAYS BAS | 7 | 15 |
| 674 | | | 685 | | | ALLEMAGNE RF | 45 | 66 |
| LARGES PLATS ET TOLES | | | PLOMB | | | ROYAUME UNI | 1 | 1 |
| BREITFLACHSTAHL UND BLECHE | | | BLEI | | | SUEDE | 11 | 14 |
| | | | | | | SUISSE | 1 | 1 |
| M O N D E T | 1518 | 342 | M O N D E T | 5 | 2 | ESPAGNE | 1 | 1 |
| FRANCE | 1371 | 306 | FRANCE | 5 | 2 | YUGOSLAVIE | 13 | 5 |
| BELGIQUE LUXBG | 33 | 9 | | | | POLOGNE | 3 | 1 |
| .. CAMEROUN | 11 | 3 | | | | HONGRIE | 1 | 1 |
| ANTILLES NEER | 14 | 3 | | | | .. SENEGAL | 1 | 1 |
| JAPCN | 89 | 21 | | | | .. CAMEROUN | 3 | 2 |
| | | | 686 | | | ETATS UNIS | 13 | 55 |
| 675 | | | ZINC | | | CANADA | 1 | 4 |
| FEUILLARDS | | | ZINK | | | | | |
| BANDSTAHL | | | | | | 696 | | |
| | | | M O N D E T | 9 | 6 | COUTELLERIE ET COUVERTS | | |
| M O N D E T | 69 | 20 | FRANCE | 9 | 6 | SCHNEIDWAREN UND BESTECKE | | |
| FRANCE | 69 | 19 | | | | | | |
| | | | 687 | | | M O N D E T | 26 | 72 |
| 676 | | | ETAİN | | | FRANCE | 22 | 63 |
| RAILS AUT ELEMENTS D VOIES FER | | | ZINN | | | ALLEMAGNE RF | 3 | 7 |
| SCHIENEN EISENBAHNOBERBAUMAT | | | | | | JAPON | 1 | 1 |
| | | | M O N D E T | 1 | 2 | | | |
| M O N D E T | 22 | 4 | FRANCE | 1 | 2 | 697 | | |
| FRANCE | 22 | 4 | | | | ARTICLES METAL USAGE DOMEST | | |
| | | | 691 | | | METALLWAREN VORW F HAUSGEBR | | |
| 677 | | | CONSTRUCTIO METALL ET PARTIES | | | | | |
| FILS FER ACIER FIL MACH EXCLUS | | | METALLKONSTRUKTIONEN UND TEILE | | | M O N D E T | 135 | 143 |
| STAHLDRAHT | | | | | | FRANCE | 105 | 104 |
| | | | M O N D E T | 795 | 247 | ALLEMAGNE RF | 10 | 7 |
| M O N D E T | 45 | 13 | FRANCE | 709 | 217 | SUEDE | 1 | 2 |
| FRANCE | 40 | 10 | ITALIE | 67 | 22 | POLOGNE | 2 | 1 |
| BELGIQUE LUXBG | 1 | 1 | .. SENEGAL | 5 | 3 | .. CAMEROUN | 14 | 24 |
| .. ALGERIE | 2 | 1 | ETATS UNIS | 13 | 4 | ETATS UNIS | 3 | 4 |
| | | | | | | | | |
| 678 | | | 692 | | | 698 | | |
| TUB TUYAUX RACCORDES FON FER AC | | | RESERVOIRS FUTS ETC METALLIQ | | | AUT ART MANUF EN MET COMM NDA | | |
| ROHRE ROHRFORMSTUECKE USW | | | BEHAELTER FAESSER USW A METALL | | | AND BEARB WAREN A UNEDL METALL | | |
| | | | | | | | | |
| M O N D E T | 1981 | 587 | M O N D E T | 123 | 50 | M O N D E T | 384 | 362 |
| FRANCE | 1728 | 496 | FRANCE | 49 | 23 | FRANCE | 284 | 271 |
| PAYS BAS | 1 | 1 | NIGERIA | 7 | 3 | PAYS BAS | 1 | 1 |
| ALLEMAGNE RF | 197 | 56 | .. CAMEROUN | 25 | 9 | ALLEMAGNE RF | 36 | 34 |
| SUISSE | 4 | 6 | .. CONGO LEO | 12 | 3 | ITALIE | 5 | 4 |
| | | | ETATS UNIS | 18 | 8 | ROYAUME UNI | 5 | 4 |
| | | | ANTILLES NEER | 4 | 2 | SUEDE | 8 | 4 |
| | | | VENEZUELA | 7 | 3 | AUTRICHE | 1 | 2 |

Werte: 1000 \$ — Menges: Tonnen falls nicht anders vermerkt (Abkürzungen siehe Anhang)
 Y: siehe im Anhang Anmerkungen zu den Waren

Valeurs: 1000 \$ — Quantités: Tonnes sauf indication contraire (Voir abréviations en Annexe)
 Y: voir notes par produits en Annexe

Tab. 2

import 1961

| WAREN - PRODUIT | | | MENGES QUANTITÉ | | | WERTE VALEUR | | | WAREN - PRODUIT | | | MENGES QUANTITÉ | | | WERTE VALEUR | | | WAREN - PRODUIT | | | MENGES QUANTITÉ | | | WERTE VALEUR | | | | | | | | | | | |
|--------------------|--|----|-----------------|--|----|-------------------------------|--|--|--------------------------------|--|--|-----------------|--|--|--------------|-----|--|--------------------|------------------------------|--|-----------------|----|--|--------------|--------------|--|--|--|--|--|--|--|--|--|--|
| Ursprung - Origine | | | Einheit - Unité | | | 1000 \$ | | | Ursprung - Origine | | | Einheit - Unité | | | 1000 \$ | | | Ursprung - Origine | | | Einheit - Unité | | | 1000 \$ | | | | | | | | | | | |
| MAROC | | 2 | | | 1 | 717 | | | MACH PR TEXT CUIR MAC A COUDRE | | | | | | | 725 | | | APPAREILS ELECTRODOMESTIQUES | | | | | | | | | | | | | | | | |
| ALGERIE | | 24 | | | 10 | MACH F TEXTIL LEGER NAEHMASCH | | | | | | | | | | | | | FRANCE | | | 17 | | 40 | FRANCE | | | | | | | | | | |
| CAMEROUN | | 7 | | | 7 | | | | | | | | | | | | | | FRANCE | | | 13 | | 29 | PAYS BAS | | | | | | | | | | |
| ETATS UNIS | | 7 | | | 23 | | | | | | | | | | | | | | ALLEMAGNE RF | | | 1 | | 5 | ALLEMAGNE RF | | | | | | | | | | |
| JAPON | | 3 | | | 1 | | | | | | | | | | | | | | ETATS UNIS | | | 1 | | 2 | ETATS UNIS | | | | | | | | | | |
| | | | | | | | | | | | | | | | | | | | | | | | | | | | | | | | | | | | |
| | | | | | | | | | | | | | | | | | | | | | | | | | | | | | | | | | | | |
| | | | | | | | | | | | | | | | | | | | | | | | | | | | | | | | | | | | |
| | | | | | | | | | | | | | | | | | | | | | | | | | | | | | | | | | | | |
| | | | | | | | | | | | | | | | | | | | | | | | | | | | | | | | | | | | |
| | | | | | | | | | | | | | | | | | | | | | | | | | | | | | | | | | | | |
| | | | | | | | | | | | | | | | | | | | | | | | | | | | | | | | | | | | |
| | | | | | | | | | | | | | | | | | | | | | | | | | | | | | | | | | | | |
| | | | | | | | | | | | | | | | | | | | | | | | | | | | | | | | | | | | |
| | | | | | | | | | | | | | | | | | | | | | | | | | | | | | | | | | | | |
| | | | | | | | | | | | | | | | | | | | | | | | | | | | | | | | | | | | |
| | | | | | | | | | | | | | | | | | | | | | | | | | | | | | | | | | | | |
| | | | | | | | | | | | | | | | | | | | | | | | | | | | | | | | | | | | |
| | | | | | | | | | | | | | | | | | | | | | | | | | | | | | | | | | | | |
| | | | | | | | | | | | | | | | | | | | | | | | | | | | | | | | | | | | |
| | | | | | | | | | | | | | | | | | | | | | | | | | | | | | | | | | | | |
| | | | | | | | | | | | | | | | | | | | | | | | | | | | | | | | | | | | |
| | | | | | | | | | | | | | | | | | | | | | | | | | | | | | | | | | | | |
| | | | | | | | | | | | | | | | | | | | | | | | | | | | | | | | | | | | |
| | | | | | | | | | | | | | | | | | | | | | | | | | | | | | | | | | | | |
| | | | | | | | | | | | | | | | | | | | | | | | | | | | | | | | | | | | |
| | | | | | | | | | | | | | | | | | | | | | | | | | | | | | | | | | | | |
| | | | | | | | | | | | | | | | | | | | | | | | | | | | | | | | | | | | |
| | | | | | | | | | | | | | | | | | | | | | | | | | | | | | | | | | | | |
| | | | | | | | | | | | | | | | | | | | | | | | | | | | | | | | | | | | |
| | | | | | | | | | | | | | | | | | | | | | | | | | | | | | | | | | | | |
| | | | | | | | | | | | | | | | | | | | | | | | | | | | | | | | | | | | |
| | | | | | | | | | | | | | | | | | | | | | | | | | | | | | | | | | | | |
| | | | | | | | | | | | | | | | | | | | | | | | | | | | | | | | | | | | |
| | | | | | | | | | | | | | | | | | | | | | | | | | | | | | | | | | | | |
| | | | | | | | | | | | | | | | | | | | | | | | | | | | | | | | | | | | |
| | | | | | | | | | | | | | | | | | | | | | | | | | | | | | | | | | | | |
| | | | | | | | | | | | | | | | | | | | | | | | | | | | | | | | | | | | |
| | | | | | | | | | | | | | | | | | | | | | | | | | | | | | | | | | | | |
| | | | | | | | | | | | | | | | | | | | | | | | | | | | | | | | | | | | |
| | | | | | | | | | | | | | | | | | | | | | | | | | | | | | | | | | | | |
| | | | | | | | | | | | | | | | | | | | | | | | | | | | | | | | | | | | |
| | | | | | | | | | | | | | | | | | | | | | | | | | | | | | | | | | | | |
| | | | | | | | | | | | | | | | | | | | | | | | | | | | | | | | | | | | |
| | | | | | | | | | | | | | | | | | | | | | | | | | | | | | | | | | | | |
| | | | | | | | | | | | | | | | | | | | | | | | | | | | | | | | | | | | |
| | | | | | | | | | | | | | | | | | | | | | | | | | | | | | | | | | | | |
| | | | | | | | | | | | | | | | | | | | | | | | | | | | | | | | | | | | |
| | | | | | | | | | | | | | | | | | | | | | | | | | | | | | | | | | | | |
| | | | | | | | | | | | | | | | | | | | | | | | | | | | | | | | | | | | |
| | | | | | | | | | | | | | | | | | | | | | | | | | | | | | | | | | | | |
| | | | | | | | | | | | | | | | | | | | | | | | | | | | | | | | | | | | |
| | | | | | | | | | | | | | | | | | | | | | | | | | | | | | | | | | | | |
| | | | | | | | | | | | | | | | | | | | | | | | | | | | | | | | | | | | |
| | | | | | | | | | | | | | | | | | | | | | | | | | | | | | | | | | | | |
| | | | | | | | | | | | | | | | | | | | | | | | | | | | | | | | | | | | |
| | | | | | | | | | | | | | | | | | | | | | | | | | | | | | | | | | | | |
| | | | | | | | | | | | | | | | | | | | | | | | | | | | | | | | | | | | |
| | | | | | | | | | | | | | | | | | | | | | | | | | | | | | | | | | | | |
| | | | | | | | | | | | | | | | | | | | | | | | | | | | | | | | | | | | |
| | | | | | | | | | | | | | | | | | | | | | | | | | | | | | | | | | | | |
| | | | | | | | | | | | | | | | | | | | | | | | | | | | | | | | | | | | |
| | | | | | | | | | | | | | | | | | | | | | | | | | | | | | | | | | | | |
| | | | | | | | | | | | | | | | | | | | | | | | | | | | | | | | | | | | |
| | | | | | | | | | | | | | | | | | | | | | | | | | | | | | | | | | | | |
| | | | | | | | | | | | | | | | | | | | | | | | | | | | | | | | | | | | |
| | | | | | | | | | | | | | | | | | | | | | | | | | | | | | | | | | | | |
| | | | | | | | | | | | | | | | | | | | | | | | | | | | | | | | | | | | |
| | | | | | | | | | | | | | | | | | | | | | | | | | | | | | | | | | | | |
| | | | | | | | | | | | | | | | | | | | | | | | | | | | | | | | | | | | |
| | | | | | | | | | | | | | | | | | | | | | | | | | | | | | | | | | | | |
| | | | | | | | | | | | | | | | | | | | | | | | | | | | | | | | | | | | |
| | | | | | | | | | | | | | | | | | | | | | | | | | | | | | | | | | | | |
| | | | | | | | | | | | | | | | | | | | | | | | | | | | | | | | | | | | |
| | | | | | | | | | | | | | | | | | | | | | | | | | | | | | | | | | | | |
| | | | | | | | | | | | | | | | | | | | | | | | | | | | | | | | | | | | |
| | | | | | | | | | | | | | | | | | | | | | | | | | | | | | | | | | | | |
| | | | | | | | | | | | | | | | | | | | | | | | | | | | | | | | | | | | |
| | | | | | | | | | | | | | | | | | | | | | | | | | | | | | | | | | | | |
| | | | | | | | | | | | | | | | | | | | | | | | | | | | | | | | | | | | |

Tab. 2

import 1961

Gabun Gabon

| WAREN - PRODUIT | | | MENZE QUANTITÉ | | | WERTE VALEUR | | | WAREN - PRODUIT | | | MENZE QUANTITÉ | | | WERTE VALEUR | | | | | | | | | | | |
|------------------------------------|--|--|-----------------|--|--|--------------|--|--|------------------------------------|--|--|-----------------|--|--|--------------|--|--|------------------------------------|--|--|--|--|--|--|--|--|
| Ursprung - Origine | | | Einheit - Unité | | | 1000 \$ | | | Ursprung - Origine | | | Einheit - Unité | | | 1000 \$ | | | | | | | | | | | |
| 735 BATEAUX WASSERFAHRZEUGE | | | | | | | | | FRANCE 124 341 | | | | | | | | | ALLEMAGNE RF 3 3 | | | | | | | | |
| M O N D E T 377 263 | | | | | | | | | PAYS BAS 6 8 | | | | | | | | | ITALIE 2 2 | | | | | | | | |
| FRANCE 363 238 | | | | | | | | | ALLEMAGNE RF 2 2 | | | | | | | | | Cameroun 3 5 | | | | | | | | |
| PAYS BAS 9 16 | | | | | | | | | ITALIE 1 1 | | | | | | | | | JAPON 2 4 | | | | | | | | |
| Cameroun 3 4 | | | | | | | | | PORTUGAL 1 1 | | | | | | | | | | | | | | | | | |
| ETATS UNIS 1 5 | | | | | | | | | POLOGNE 5 4 | | | | | | | | | | | | | | | | | |
| | | | | | | | | | TCHECOSLOVAQUIE 6 7 | | | | | | | | | | | | | | | | | |
| | | | | | | | | | HONGRIE 8 8 | | | | | | | | | | | | | | | | | |
| | | | | | | | | | MAROC 4 13 | | | | | | | | | | | | | | | | | |
| | | | | | | | | | Senegal 14 20 | | | | | | | | | | | | | | | | | |
| | | | | | | | | | Cameroun 2 4 | | | | | | | | | 894 VOIT ENFANTS ART SPORT JOUETS | | | | | | | | |
| | | | | | | | | | JAPON 8 7 | | | | | | | | | KINDERWAGEN SPORTART SPIELZG | | | | | | | | |
| | | | | | | | | | HONG KONG 3 4 | | | | | | | | | | | | | | | | | |
| 812 APP SANIT HYG CHAUFF ECLAIRAGE | | | | | | | | | 861 APP SCIENTIF ET D OPTIQUE | | | | | | | | | M O N D E T 43 323 | | | | | | | | |
| SANITAER U HYG ARTKL HEIZK USW | | | | | | | | | FEINMECH U OPT ERZEUGNISSE | | | | | | | | | FRANCE 36 303 | | | | | | | | |
| M O N D E T 207 228 | | | | | | | | | M O N D E T 38 209 | | | | | | | | | BELGIQUE LUXBG 1 5 | | | | | | | | |
| FRANCE 115 134 | | | | | | | | | FRANCE 34 165 | | | | | | | | | ALLEMAGNE RF 2 5 | | | | | | | | |
| ALLEMAGNE RF 35 54 | | | | | | | | | PAYS BAS 1 1 | | | | | | | | | ITALIE 1 1 | | | | | | | | |
| ITALIE 4 4 | | | | | | | | | ALLEMAGNE RF 1 16 | | | | | | | | | NORVEGE 1 1 | | | | | | | | |
| ROYAUME UNI 3 4 | | | | | | | | | ITALIE 1 1 | | | | | | | | | ESPAGNE 2 11 | | | | | | | | |
| POLOGNE 2 1 | | | | | | | | | ROYAUME UNI 1 1 | | | | | | | | | MAROC 1 1 | | | | | | | | |
| TCHECOSLOVAQUIE 2 2 | | | | | | | | | SUISSE 9 9 | | | | | | | | | ETATS UNIS 1 1 | | | | | | | | |
| Cameroun 2 3 | | | | | | | | | AUTRICHE 2 2 | | | | | | | | | JAPON 1 1 | | | | | | | | |
| JAPON 1 3 | | | | | | | | | ETATS UNIS 2 11 | | | | | | | | | | | | | | | | | |
| HONG KONG 42 22 | | | | | | | | | JAPON 3 3 | | | | | | | | | | | | | | | | | |
| 821 MEUBLES MOEREL | | | | | | | | | 862 FOURNITURES PHOTOCINEMA | | | | | | | | | 895 ARTICLES DE BUREAU | | | | | | | | |
| M O N D E T 415 454 | | | | | | | | | PHOTOCHIMISCHE ERZEUGNISSE | | | | | | | | | BUEROBEDARF | | | | | | | | |
| FRANCE 310 380 | | | | | | | | | M O N D E T 12 54 | | | | | | | | | M O N D E T 21 46 | | | | | | | | |
| PAYS BAS 1 2 | | | | | | | | | FRANCE 12 53 | | | | | | | | | FRANCE 20 45 | | | | | | | | |
| ALLEMAGNE RF 43 2 | | | | | | | | | | | | | | | | | | DANEMARK 1 1 | | | | | | | | |
| ROYAUME UNI 4 4 | | | | | | | | | | | | | | | | | | | | | | | | | | |
| POLOGNE 2 1 | | | | | | | | | | | | | | | | | | | | | | | | | | |
| TCHECOSLOVAQUIE 1 1 | | | | | | | | | | | | | | | | | | | | | | | | | | |
| Cameroun 33 47 | | | | | | | | | | | | | | | | | | | | | | | | | | |
| ETATS UNIS 18 16 | | | | | | | | | | | | | | | | | | | | | | | | | | |
| HONG KONG 2 2 | | | | | | | | | | | | | | | | | | | | | | | | | | |
| 831 ARTI VOYAGE SACS A MAIN ET SIM | | | | | | | | | 863 FILMS CINEMA IMPRES ET DEVELOP | | | | | | | | | 896 OBJETS D ART ET ANTIQUITE | | | | | | | | |
| REISEARTIKEL TAESCHNERW U DGL | | | | | | | | | KINOFILME BELICHTET ENTWICKELT | | | | | | | | | KUNSTGEGENSTAENDE UND DGL | | | | | | | | |
| M O N D E T 36 64 | | | | | | | | | M O N D E T 1 1 | | | | | | | | | M O N D E T 1 1 | | | | | | | | |
| FRANCE 27 55 | | | | | | | | | FRANCE 1 1 | | | | | | | | | FRANCE 20 45 | | | | | | | | |
| PAYS BAS 1 1 | | | | | | | | | 864 HORLOGERIE UHREN | | | | | | | | | | | | | | | | | |
| ALLEMAGNE RF 7 7 | | | | | | | | | M O N D E T 4 63 | | | | | | | | | | | | | | | | | |
| TCHECOSLOVAQUIE 2 1 | | | | | | | | | FRANCE 2 38 | | | | | | | | | | | | | | | | | |
| JAPON 1 1 | | | | | | | | | PAYS BAS 1 1 | | | | | | | | | | | | | | | | | |
| | | | | | | | | | ALLEMAGNE RF 1 5 | | | | | | | | | | | | | | | | | |
| | | | | | | | | | ITALIE 1 13 | | | | | | | | | | | | | | | | | |
| | | | | | | | | | SUISSE 5 5 | | | | | | | | | | | | | | | | | |
| | | | | | | | | | ETATS UNIS 5 5 | | | | | | | | | | | | | | | | | |
| | | | | | | | | | 891 INSTR MUSIQUE PHONOS DISQUES | | | | | | | | | 899 ARTICLES MANUFACTURES NDA | | | | | | | | |
| 841 VETEMENTS BEKLEIDUNG | | | | | | | | | MUSIKINSTR PLATTENSCHALLPL | | | | | | | | | BEARBEITETE WAREN A N G | | | | | | | | |
| M O N D E T 230 1255 | | | | | | | | | M O N D E T 10 74 | | | | | | | | | M O N D E T 105 116 | | | | | | | | |
| FRANCE 172 995 | | | | | | | | | FRANCE 6 48 | | | | | | | | | FRANCE 34 58 | | | | | | | | |
| BELGIQUE LUXBG 1 3 | | | | | | | | | PAYS BAS 1 6 | | | | | | | | | BELGIQUE LUXBG 17 15 | | | | | | | | |
| PAYS BAS 5 14 | | | | | | | | | ALLEMAGNE RF 2 16 | | | | | | | | | ALLEMAGNE RF 2 2 | | | | | | | | |
| ALLEMAGNE RF 2 6 | | | | | | | | | ITALIE 2 2 | | | | | | | | | SUEDE 45 36 | | | | | | | | |
| ITALIE 2 10 | | | | | | | | | SUISSE 1 1 | | | | | | | | | FINLANDE 3 2 | | | | | | | | |
| ROYAUME UNI 1 1 | | | | | | | | | ZONE MARK EST 1 1 | | | | | | | | | AUTRICHE 1 1 | | | | | | | | |
| SUISSE 1 1 | | | | | | | | | | | | | | | | | | Cameroun 1 1 | | | | | | | | |
| ESPAGNE 1 3 | | | | | | | | | | | | | | | | | | JAPON 1 1 | | | | | | | | |
| POLOGNE 2 2 | | | | | | | | | | | | | | | | | | VIETNAM SUD 1 1 | | | | | | | | |
| TCHECOSLOVAQUIE 2 6 | | | | | | | | | | | | | | | | | | | | | | | | | | |
| HONGRIE 5 10 | | | | | | | | | | | | | | | | | | | | | | | | | | |
| MAROC 9 39 | | | | | | | | | | | | | | | | | | | | | | | | | | |
| Senegal 1 1 | | | | | | | | | | | | | | | | | | | | | | | | | | |
| Cameroun 14 113 | | | | | | | | | | | | | | | | | | | | | | | | | | |
| GUINEE ESPAGN 1 1 | | | | | | | | | | | | | | | | | | | | | | | | | | |
| CONGO LEO 1 1 | | | | | | | | | | | | | | | | | | | | | | | | | | |
| ETATS UNIS 1 10 | | | | | | | | | | | | | | | | | | | | | | | | | | |
| JAPON 6 12 | | | | | | | | | | | | | | | | | | | | | | | | | | |
| HONG KONG 8 25 | | | | | | | | | | | | | | | | | | | | | | | | | | |
| 842 FOURRURES SF ART CHAPELLERIE | | | | | | | | | 892 OUVRAGES IMPRIMES | | | | | | | | | 911 COLIS POSTAUX NON CL AILLEURS | | | | | | | | |
| PELZWAREN | | | | | | | | | DRUCKEREIERZEUGNISSE | | | | | | | | | POSTPAKETE ANDERW N ZUGEORDNET | | | | | | | | |
| M O N D E T 1 1 | | | | | | | | | M O N D E T 25 68 | | | | | | | | | M O N D E T 29 145 | | | | | | | | |
| FRANCE 1 1 | | | | | | | | | FRANCE 21 63 | | | | | | | | | FRANCE 29 145 | | | | | | | | |
| | | | | | | | | | ALLEMAGNE RF 1 1 | | | | | | | | | | | | | | | | | |
| | | | | | | | | | ETATS UNIS 1 3 | | | | | | | | | | | | | | | | | |
| | | | | | | | | | 893 ARTICLES EN MATIERES PLASTIO | | | | | | | | | 931 MARCH EN RETOUR TRANSAC SPECIA | | | | | | | | |
| | | | | | | | | | KUNSTSTOFFWAREN | | | | | | | | | RUECKWAREN U BESOND EIN U AUSF | | | | | | | | |
| 851 CHAUSSURES SCHUHE | | | | | | | | | M O N D E T 56 117 | | | | | | | | | M O N D E T 67 93 | | | | | | | | |
| M O N D E T 185 420 | | | | | | | | | FRANCE 45 102 | | | | | | | | | FRANCE 46 84 | | | | | | | | |
| | | | | | | | | | PAYS BAS 1 1 | | | | | | | | | GUINEE ESPAGN 21 9 | | | | | | | | |
| | | | | | | | | | | | | | | | | | | | | | | | | | | |
| | | | | | | | | | | | | | | | | | | | | | | | | | | |
| | | | | | | | | | | | | | | | | | | | | | | | | | | |
| | | | | | | | | | | | | | | | | | | | | | | | | | | |
| | | | | | | | | | | | | | | | | | | | | | | | | | | |

Werte : 1000 \$ — Mengen : Tonnen falls nicht anders vermerkt (Abkürzungen siehe Anhang)
Y : siehe im Anhang Anmerkungen zu den Waren

Valeurs : 1000 \$ — Quantités : Tonnes sauf indication contraire (Voir abrégations en Annexe)
Y : voir notes par produits en Annexe

Tab. 2

import 1961

| WAREN - PRODUIT | | | WAREN - PRODUIT | | | WAREN - PRODUIT | | |
|---|-----------------|---------|--------------------|-----------------|---------|--------------------|-----------------|---------|
| Ursprung - Origine | | | Ursprung - Origine | | | Ursprung - Origine | | |
| MENGE QUANTITÉ | WERTE VALEUR | 1000 \$ | MENGE QUANTITÉ | WERTE VALEUR | 1000 \$ | MENGE QUANTITÉ | WERTE VALEUR | 1000 \$ |
| Einheit - Unité | | | Einheit - Unité | | | Einheit - Unité | | |
| 951 ARMURERIE MUNITIONS DE GUERRE KRIEGSWAFFEN UND MUNITION | | | | | | | | |
| M O N D E | T | 2 | 15 | | | | | |
| FRANCE | | 2 | 15 | | | | | |

Werte : 1000 \$ — Mengen : Tonnes falls nicht anders vermerkt (Abkürzungen siehe Anhang)
 Y : siehe im Anhang Anmerkungen zu den Waren

Valeurs : 1000 \$ — Quantités : Tonnes sauf indication contraire (Voir abréviations en Annexe)
 Y : voir notes par produits en Annexe

Tab. 2

import 1961

Kongo (Brazzaville)

Congo (Braza)

| WAREN - PRODUIT | MENGE QUANTITÉ | WERTE VALEUR | WAREN - PRODUIT | MENGE QUANTITÉ | WERTE VALEUR | WAREN - PRODUIT | MENGE QUANTITÉ | WERTE VALEUR |
|---|-------------------|-----------------|---|-------------------|-----------------|--|-------------------|-----------------|
| Origine - Origine | Einheit - Unité | 1000 \$ | Origine - Origine | Einheit - Unité | 1000 \$ | Origine - Origine | Einheit - Unité | 1000 \$ |
| 01 PROD ALIMENTAIRES BOISSONS TABAC NAHRUNGS UND GENUSSMITTEL | | | 013 PREP ET CONSERVES DE VIANDE FLEISCHZUBEREITUNGEN KONSERVEN | | | 032 PREP CONSERV POISSONS ET CRUST FISCHZUBEREITUNGEN U KONSERVEN | | |
| M O N D E | T | 12689 | M O N D E | T | 419 | M O N D E | T | 914 |
| FRANCE | | 6074 | FRANCE | | 349 | FRANCE | | 46 |
| BELGIQUE LUXBG | | 307 | BELGIQUE LUXBG | | 2 | BELGIQUE LUXBG | | 7 |
| PAYS BAS | | 576 | PAYS BAS | | 8 | PAYS BAS | | 209 |
| ALLEMAGNE RF | | 253 | ALLEMAGNE RF | | 5 | IRLANDE | | 7 |
| ITALIE | | 117 | ITALIE | | 1 | NORVEGE | | 5 |
| ROYAUME UNI | | 267 | ROYAUME UNI | | 2 | SUEDE | | 3 |
| IRLANDE | | 2 | SUEDE | | 1 | DANEMARK | | 3 |
| NORVEGE | | 16 | DANEMARK | | 31 | PORTUGAL | | 149 |
| SUEDE | | 18 | SUISSE | | 3 | U R S S | | 1 |
| FINLANDE | | 4 | PORTUGAL | | 2 | MAROC | | 460 |
| DANEMARK | | 106 | HONGRIE | | 1 | SENEGAL | | 1 |
| SUISSE | | 44 | CAMEROUN | | 4 | CONGO LEO | | 3 |
| PORTUGAL | | 358 | ETATS UNIS | | 4 | UNION SUD AFR | | 1 |
| ESPAGNE | | 82 | ANTILLES NEER | | 2 | ETATS UNIS | | 17 |
| U R S S | | 3 | BRESIL | | 3 | CANADA | | 1 |
| TCHECOSLOVAGUE | | 16 | ARGENTINE | | 4 | JAPON | | 1 |
| HONGRIE | | 3 | 022 LAIT ET CREME DE LAIT MILCH UND RAHM | | | 042 RIZ REIS | | |
| MAROC | | 977 | M O N D E | T | 1046 | M O N D E | T | 636 |
| ALGERIE | | 132 | FRANCE | | 324 | FRANCE | | 101 |
| CANARIES | | 155 | PAYS BAS | | 684 | PAYS BAS | | 25 |
| MAURITANIE | | 1002 | ALLEMAGNE RF | | 8 | ALLEMAGNE RF | | 9 |
| MALI | | 3 | DANEMARK | | 11 | ITALIE | | 59 |
| SENEGAL | | 648 | SUISSE | | 15 | CAMEROUN | | 20 |
| COTE IVOIRE | | 26 | SENEGAL | | 4 | ETATS UNIS | | 27 |
| COTE REP | | 3 | 023 BEURRE BUTTER | | | CHINE CONTINENT | | 50 |
| ANCIENNE AOF | | 3 | M O N D E | T | 170 | JAPON | | 74 |
| CAMEROUN | | 272 | FRANCE | | 57 | VIETNAM SUD | | 271 |
| CONGO LEO | | 54 | BELGIQUE LUXBG | | 2 | 044 MAIS MAIS | | |
| ANGOLA | | 290 | PAYS BAS | | 75 | M O N D E | T | 108 |
| RHODESIE NYASSA | | 119 | NORVEGE | | 4 | CONGO LEO | | 108 |
| UNION SUD AFR | | 409 | SUEDE | | 6 | 045 AUTRES CEREALES ANDERES GETREIDE | | |
| ETATS UNIS | | 53 | DANEMARK | | 12 | M O N D E | T | 1 |
| CANADA | | 1 | UNION SUD AFR | | 13 | FRANCE | | 1 |
| MEXIQUE | | 8 | PHILIPPINES | | 10 | 046 SEMOULE ET FARINE DE FROMENT GRIESS UND MEHL AUS WEIZE | | |
| DOMINICAINE REP | | 16 | 024 FROMAGE ET CAILLEBOTTE KAESE UND QUARK | | | M O N D E | T | 8740 |
| ANTILLES NEER | | 39 | M O N D E | T | 243 | FRANCE | | 5120 |
| COLOMBIE | | 9 | FRANCE | | 184 | PAYS BAS | | 5 |
| BRESIL | | 43 | BELGIQUE LUXBG | | 8 | MALI | | 20 |
| PARAGUAY | | 38 | PAYS BAS | | 26 | SENEGAL | | 3568 |
| ARGENTINE | | 4 | ALLEMAGNE RF | | 1 | ANCIENNE AOF | | 25 |
| UNION INDIENNE | | 32 | ROYAUME UNI | | 1 | 047 SEMOULE FARINE AUTRES CEREALES GRIESS UND MEHL A AND GETREIDE | | |
| CEYLAN MALDIVES | | 11 | FINLANDE | | 5 | M O N D E | T | 157 |
| CHINE CONTINENT | | 14 | DANEMARK | | 9 | FRANCE | | 157 |
| JAPON | | 12 | SUISSE | | 9 | 048 PREPAR DE CEREALES DE FARINES ZUBEREITUNGEN A GETREIDEMEHL | | |
| FORMOSE | | 13 | PORTUGAL | | 1 | M O N D E | T | 763 |
| VIETNAM SUD | | 39 | 025 OEUF D OISEAUX VOGELIER | | | FRANCE | | 425 |
| PHILIPPINES | | 10 | M O N D E | T | 46 | BELGIQUE LUXBG | | 112 |
| 001 ANIMAUX VIVANTS LEBENDE TIERE | | | UNION SUD AFR | | 45 | PAYS BAS | | 7 |
| M O N D E | T | 55 | 031 POISSONS FISCH | | | ITALIE | | 15 |
| FRANCE | | 5 | M O N D E | T | 5363 | ROYAUME UNI | | 1 |
| COTE IVOIRE | | 46 | FRANCE | | 412 | TCHECOSLOVAGUE | | 100 |
| CAMEROUN | | 4 | BELGIQUE LUXBG | | 82 | MAROC | | 97 |
| 011 VIANDE FRAICHE REFRIG CONGELEE FLEISCH FRISCH GEKUEHLT GEFR | | | ALLEMAGNE RF | | 8 | ALGERIE | | 3 |
| M O N D E | T | 614 | NORVEGE | | 32 | SENEGAL | | 1 |
| FRANCE | | 172 | DANEMARK | | 1 | CAMEROUN | | 2 |
| BELGIQUE LUXBG | | 3 | SUISSE | | 6 | 049 PREPAR DE CEREALES DE FARINES ZUBEREITUNGEN A GETREIDEMEHL | | |
| PAYS BAS | | 22 | PORTUGAL | | 60 | M O N D E | T | 763 |
| ALLEMAGNE RF | | 1 | ESPAGNE | | 16 | FRANCE | | 425 |
| DANEMARK | | 6 | MAROC | | 38 | BELGIQUE LUXBG | | 112 |
| CAMEROUN | | 392 | CANARIES | | 383 | PAYS BAS | | 7 |
| CONGO LEO | | 2 | MAURITANIE | | 2577 | ITALIE | | 15 |
| UNION SUD AFR | | 15 | SENEGAL | | 358 | ROYAUME UNI | | 1 |
| ANTILLES NEER | | 1 | COTE IVOIRE | | 10 | TCHECOSLOVAGUE | | 100 |
| 012 VIANDES ETC SECHEES SALES FUMES FLEISCH USW EINFACH ZUBEREITET | | | CAMEROUN | | 6 | MAROC | | 97 |
| M O N D E | T | 19 | ANGOLA | | 1118 | ALGERIE | | 3 |
| FRANCE | | 16 | UNION SUD AFR | | 236 | SENEGAL | | 1 |
| ITALIE | | 1 | MEXIQUE | | 20 | CAMEROUN | | 2 |
| DANEMARK | | 1 | 026 PREPAR DE CEREALES DE FARINES ZUBEREITUNGEN A GETREIDEMEHL | | | FRANCE | | 425 |
| PORTUGAL | | 1 | M O N D E | T | 5363 | BELGIQUE LUXBG | | 112 |
| UNION SUD AFR | | 1 | FRANCE | | 412 | PAYS BAS | | 7 |

Werte: 1000 \$ — Mengen: Tonnes falls nicht anders vermerkt (Abkürzungen siehe Anhang)
Y: siehe im Anhang Anmerkungen zu den Waren

Valeurs: 1000 \$ — Quantités: Tonnes sauf indication contraire (Voir abréviations en Annexe)
Y: voir notes par produits en Annexe

Tab. 2

import 1961

| WAREN - PRODUIT | | MENGE | WERTE | WAREN - PRODUIT | | MENGE | WERTE | WAREN - PRODUIT | | MENGE | WERTE |
|--------------------------------|---|-----------------|--------------------------------|--------------------|---|--------------------------------|---------|--------------------|--------------------------------|-----------------|---------|
| Ursprung - Origine | | QUANTITÉ | VALEUR | Ursprung - Origine | | QUANTITÉ | VALEUR | Ursprung - Origine | | QUANTITÉ | VALEUR |
| | | Einheit - Unité | 1000 \$ | | | Einheit - Unité | 1000 \$ | | | Einheit - Unité | 1000 \$ |
| 051 | | | FRUITS FRAIS NOIX SAUF OLEAGIN | | | 071 | | | 111 | | |
| OBST UND SUEDFR FRISCH NUESSE | | | | | | CAFFEE | | | BOISSONS N ALC SAUF JUS FRUITS | | |
| | | | | | | KAFFEE | | | ALKHOLFREIE GETRAENKE | | |
| M O N D E | T | 669 | 285 | M O N D E | T | 69 | 104 | M O N D E | T | 1914 | 325 |
| FRANCE | | 153 | 105 | FRANCE | | 36 | 89 | FRANCE | | 1610 | 301 |
| BELGIQUE LUXBG | | 24 | 10 | •COTE IVOIRE | | 6 | 4 | DANEMARK | | 19 | 6 |
| ITALIE | | 10 | 4 | •CONGO LEO | | 19 | 4 | •ALGERIE | | 19 | 9 |
| PORTUGAL | | 11 | 5 | CHINE CONTINENT | | 8 | 7 | •SENEGAL | | 7 | 3 |
| MAROC | | 82 | 26 | | | | | •CONGO LEO | | 58 | 7 |
| •ALGERIE | | 61 | 18 | | | | | | | | |
| UNION SUD AFR | | 324 | 117 | | | | | | | | |
| 052 | | | FRUITS SECHES OU DESHYDRATES | | | 072 | | | 112 | | |
| TROCKENFRUECHTE | | | | | | CACAO | | | BOISSONS ALCOOLIQUEES | | |
| | | | | | | KAKAO | | | ALKHOLISCHE GETRAENKE | | |
| M O N D E | T | 7 | 6 | M O N D E | T | 2 | 2 | M O N D E | T | 23180 | 3770 |
| FRANCE | | 6 | 5 | FRANCE | | 2 | 2 | FRANCE | | 11768 | 2040 |
| 053 | | | PREP ET CONSERVES DE FRUITS | | | 073 | | | M O N D E | | |
| OBST SUEDFR ZUBEREIT KONSERVEN | | | | | | CHOCOLAT ET PREP AU CACAO | | | FRANCE | | |
| | | | | | | SCHOKOLADE U SCHCKOLADEWAREN | | | BELGIQUE LUXBG | | |
| M O N D E | T | 250 | 108 | M O N D E | T | 39 | 57 | PAYS BAS | | 647 | 151 |
| FRANCE | | 83 | 50 | FRANCE | | 33 | 48 | PAYS BAS | | 226 | 63 |
| PAYS BAS | | 8 | 4 | PAYS BAS | | 2 | 2 | ALLEMAGNE RF | | 901 | 227 |
| ITALIE | | 1 | 1 | ITALIE | | 1 | 2 | ITALIE | | 130 | 41 |
| ROYAUME UNI | | 1 | 1 | SUISSE | | 2 | 4 | ROYAUME UNI | | 172 | 234 |
| SUISSE | | 3 | 2 | | | | | IRLANDE | | 2 | 1 |
| MAROC | | 22 | 7 | | | | | SUEDE | | 23 | 10 |
| •ALGERIE | | 3 | 1 | | | | | DANEMARK | | 24 | 6 |
| •COTE IVOIRE | | 2 | 1 | | | | | SUISSE | | | 1 |
| •CONGO LEO | | 1 | 1 | | | | | PORTUGAL | | 934 | 226 |
| UNION SUD AFR | | 124 | 40 | | | | | ESPAGNE | | 793 | 77 |
| 054 | | | LEGUMES PLANTES TUBERC ALIMENT | | | 074 | | | M O N D E | | |
| GEMUESE PFLANZEN KNOLLEN F ERN | | | | | | THE ET MATE | | | ROYAUME UNI | | |
| | | | | | | TEE UND MATE | | | RHODESIE NYASSA | | |
| M O N D E | T | 2311 | 473 | M O N D E | T | 53 | 56 | ROYAUME UNI | | 614 | 315 |
| FRANCE | | 1085 | 252 | FRANCE | | 1 | 1 | DOMINICAINE REP | | 125 | 119 |
| BELGIQUE LUXBG | | 331 | 53 | BELGIQUE LUXBG | | 3 | 4 | ANTILLES NEER | | 25 | 16 |
| PAYS BAS | | 2 | 1 | PAYS BAS | | 3 | 4 | COLOMBIE | | 58 | 35 |
| ALLEMAGNE RF | | 4 | 6 | ALLEMAGNE RF | | 1 | 1 | BRESIL | | 17 | 9 |
| ITALIE | | 7 | 1 | ROYAUME UNI | | 3 | 8 | PARAGUAY | | 50 | 40 |
| PORTUGAL | | 247 | 24 | •CONGO LEO | | 33 | 30 | UNION INDIENNE | | 80 | 38 |
| MAROC | | 158 | 37 | CEYLAN MALDIVES | | 11 | 11 | FORMOSE | | 217 | 32 |
| •ALGERIE | | 6 | 1 | JAPON | | 1 | 1 | PHILIPPINES | | 20 | 13 |
| ANGOLA | | 15 | 2 | | | | | | | | |
| UNION SUD AFR | | 453 | 94 | | | | | | | | |
| 055 | | | PREPARAT ET CONSERV DE LEGUMES | | | 075 | | | 121 | | |
| ZUBEREITUNGEN A CEMUESE USW | | | | | | EPICES | | | TABACS BRUTS ET DECHETS | | |
| | | | | | | GEWUERZE | | | ROHTABAK UND TABAKABFAELLE | | |
| M O N D E | T | 778 | 324 | M O N D E | T | 4 | 12 | M O N D E | T | 614 | 315 |
| FRANCE | | 493 | 233 | FRANCE | | 4 | 11 | ROYAUME UNI | | 2 | 2 |
| BELGIQUE LUXBG | | 31 | 17 | | | | | RHODESIE NYASSA | | 125 | 119 |
| PAYS BAS | | 33 | 11 | | | | | DOMINICAINE REP | | 25 | 16 |
| ALLEMAGNE RF | | 1 | 1 | | | | | ANTILLES NEER | | 58 | 35 |
| ITALIE | | 158 | 49 | | | | | COLOMBIE | | 17 | 9 |
| PORTUGAL | | 1 | 1 | | | | | BRESIL | | 50 | 40 |
| ESPAGNE | | 2 | 1 | | | | | PARAGUAY | | 80 | 38 |
| HONGRIE | | 4 | 1 | | | | | UNION INDIENNE | | 217 | 32 |
| MAROC | | 1 | 1 | | | | | FORMOSE | | 20 | 13 |
| •ALGERIE | | 20 | 6 | | | | | PHILIPPINES | | 20 | 10 |
| CANARIES | | 8 | 2 | | | | | | | | |
| •SENEGAL | | 6 | 2 | | | | | | | | |
| •TOGO REP | | 13 | 1 | | | | | | | | |
| 061 | | | SUCRE ET MIEL | | | 081 | | | 122 | | |
| ZUCKER UND HONIG | | | | | | ALIMENTS POUR ANIMAUX | | | TABACS MANUFACTURES | | |
| | | | | | | FUTTERMITTEL | | | TABAKKWAREN | | |
| M O N D E | T | 175 | 46 | M O N D E | T | 1023 | 143 | M O N D E | T | 43 | 144 |
| FRANCE | | 168 | 44 | FRANCE | | 941 | 138 | FRANCE | | 30 | 74 |
| •ALGERIE | | 5 | 1 | •SENEGAL | | 62 | 3 | PAYS BAS | | 2 | 15 |
| 062 | | | PREPARATIONS A BASE DE SUCRE | | | 091 | | | ROYAUME UNI | | |
| ZUCKERWAREN | | | | | | MARGARINE ET GRAISSES ALIMENT | | | SUISSE | | |
| | | | | | | MARGARINE UND AND SPEISEFETTE | | | •CONGO LEO | | |
| M O N D E | T | 295 | 122 | M O N D E | T | 56 | 39 | ETATS UNIS | | 7 | 34 |
| FRANCE | | 246 | 102 | FRANCE | | 49 | 35 | | | | |
| PAYS BAS | | 2 | 1 | PAYS BAS | | 6 | 4 | | | | |
| ITALIE | | 1 | 1 | | | | | | | | |
| •SENEGAL | | 44 | 17 | | | | | | | | |
| 099 | | | PREPARATIONS ALIMENTAIRES NDA | | | 099 | | | 2 4 | | |
| NÄHRUNGSMITTELZUBEREIT A N G | | | | | | NÄHRUNGSMITTELZUBEREIT A N G | | | MATIERES PREMIERES | | |
| | | | | | | | | | ROHSTOFFE | | |
| M O N D E | T | 268 | 128 | M O N D E | T | 268 | 128 | M O N D E | T | 668 | 668 |
| FRANCE | | 200 | 105 | FRANCE | | 200 | 105 | FRANCE | | 395 | 395 |
| BELGIQUE LUXBG | | 5 | 3 | BELGIQUE LUXBG | | 5 | 3 | BELGIQUE LUXBG | | 16 | 16 |
| PAYS BAS | | 1 | 1 | PAYS BAS | | 1 | 1 | PAYS BAS | | 103 | 103 |
| SUISSE | | 1 | 1 | SUISSE | | 1 | 1 | ALLEMAGNE RF | | 1 | 1 |
| MAROC | | 10 | 3 | MAROC | | 10 | 3 | ITALIE | | 9 | 9 |
| •ALGERIE | | 48 | 13 | •ALGERIE | | 48 | 13 | SUEDE | | 2 | 2 |
| UNION SUD AFR | | 2 | 1 | UNION SUD AFR | | 2 | 1 | PORTUGAL | | 14 | 14 |
| ETATS UNIS | | 1 | 1 | ETATS UNIS | | 1 | 1 | MAROC | | 13 | 13 |
| 231 | | | CAOUTCHOUC BRUT NAT SYNT REGEN | | | 231 | | | •SENEGAL | | |
| KAUTSCHUK | | | | | | CAOUTCHOUC BRUT NAT SYNT REGEN | | | •COTE IVOIRE | | |
| | | | | | | KAUTSCHUK | | | •DAHOMEY | | |
| M O N D E | T | 1 | 1 | M O N D E | T | 1 | 1 | NIGERIA | | 2 | 2 |
| FRANCE | | 1 | 1 | FRANCE | | 1 | 1 | •CONGO LEO | | 10 | 10 |

Werte : 1000 \$ — Mengen : Tonnen falls nicht anders vermerkt (Abkürzungen siehe Anhang)
 Y : siehe im Anhang Anmerkungen zu den Waren

Valeurs : 1000 \$ — Quantités : Tonnes sauf indication contraire (Voir abréviations en Annexe)
 Y : voir notes par produits en Annexe

Tab. 2

import 1961

Kongo (Brazzaville) Congo (Brazza)

| WAREN - PRODUIT | | | MENGE QUANTITÉ | WERTE VALEUR | WAREN - PRODUIT | | | MENGE QUANTITÉ | WERTE VALEUR | WAREN - PRODUIT | | | MENGE QUANTITÉ | WERTE VALEUR |
|----------------------|---|---|-------------------|--------------|----------------------|---|---|-------------------|--------------|----------------------|--|---|-------------------|--------------|
| ↳ Ursprung - Origine | | | ↳ Einheit - Unité | ↳ 1000 \$ | ↳ Ursprung - Origine | | | ↳ Einheit - Unité | ↳ 1000 \$ | ↳ Ursprung - Origine | | | ↳ Einheit - Unité | ↳ 1000 \$ |
| 241 | BOIS DE CHAUFF CHARBON DE BOIS BRIENHOLZ UND HOLZKOHLE | T | 5 | 9 | 275 | ABRASIFS NATURELS DIAM INDUST NATUERLICHE SCHLEIFMITTEL | T | 6 | 1 | 321 | CHARBON COCKES ET AGGLOMERES KOHLE KOKS UND BRIKETS | T | 97 | 5 |
| FRANCE | | | 5 | 9 | FRANCE | | | 5 | 1 | FRANCE | | | 96 | 5 |
| 242 | BOIS RONDS DRUTS SIMPL EQUAR ROCHHOLZ RUND OD EINF BEHAUEN | T | 108 | 1 | 276 | AUTRES PRODUITS MINERAIUX BRUTS ANDERE MINERALISCHE ROHSTOFFE | T | 3703 | 177 | 331 | PETROLES BRUTS ET PART RAFFIN ERDGEL ROH U TEILW RAFFINIERT | T | 224 | 18 |
| ANGOLA | | | 63 | 1 | FRANCE | | | 433 | 44 | FRANCE | | | 4 | 1 |
| 243 | BOIS FACONNES OU SIMPL TRAV HOLZ EINFACH BEARBEITET | T | 876 | 87 | BELGIQUE LUXBG | | | 20 | 1 | ANTILLES NEER | | | 220 | 18 |
| FRANCE | | | 876 | 87 | PAYS BAS | | | 900 | 87 | | | | | |
| 244 | LIEGE BRUT ET DECHETS ROHKORK UND KORKABFAELLE | T | 1 | 1 | ITALIE | | | 360 | 8 | | | | | |
| FRANCE | | | 1 | 1 | PORTUGAL | | | 489 | 10 | | | | | |
| 251 | PATES A PAPIER ET DECHETS ZELLSTOFF UND PAPIERABFAELLE | T | 13 | 1 | - SENEGAL | | | 324 | 7 | | | | | |
| FRANCE | | | 13 | 1 | - CONGO LEO | | | 7 | 1 | | | | | |
| 263 | COTON BAUHWOLLE | T | 11 | 5 | ANGOLA | | | 1169 | 19 | 332 | PRODUITS DERIVES DU PETROLE ERDOELDESTILLATIONSERZEUGNISSE | T | 93588 | 4455 |
| FRANCE | | | 11 | 5 | 283 | MINER ET CONC NON FERREUX BASE UNFLEDE NE METALLERZE U KONZENT | T | 2 | 3 | FRANCE | | | 10828 | 800 |
| | | | | | FRANCE | | | 2 | 2 | BELGIQUE LUXBG | | | 110 | 25 |
| | | | | | ITALIE | | | | 1 | PAYS EAS | | | 523 | 30 |
| | | | | | | | | | | ALLEMAGNE RF | | | 426 | 11 |
| | | | | | | | | | | ITALIE | | | 1665 | 38 |
| | | | | | | | | | | ROYAUME UNI | | | 39 | 6 |
| | | | | | | | | | | DANEMARK | | | 432 | 15 |
| | | | | | | | | | | PORTUGAL | | | 4382 | 186 |
| | | | | | | | | | | CANARIES | | | 625 | 13 |
| | | | | | | | | | | - CAMEROUN | | | 6 | 2 |
| | | | | | | | | | | - CONGO LEO | | | 302 | 28 |
| | | | | | | | | | | ETATS UNIS | | | 3293 | 404 |
| | | | | | | | | | | ANTILLES NEER | | | 45657 | 2059 |
| | | | | | | | | | | VENEZUELA | | | 22737 | 768 |
| | | | | | | | | | | IRAN | | | 1094 | 40 |
| | | | | | | | | | | ARABIE SECUDITE | | | 1110 | 23 |
| | | | | | | | | | | KOWEIT | | | 338 | 7 |
| | | | | | | | | | | 341 | GAZ NATURELS ET CAZ D USINE ERDGAZ UND INDUSTRIEGASE | T | 1173 | 148 |
| | | | | | | | | | | FRANCE | | | 1080 | 112 |
| | | | | | | | | | | BELGIQUE LUXBG | | | 86 | 33 |
| | | | | | | | | | | ITALIE | | | 2 | 1 |
| | | | | | | | | | | - SENEGAL | | | 4 | 2 |
| | | | | | | | | | | 411 | CORPS GRAS D ORIGINE ANIMALE TIERISCHE FATTE UND OELE | T | 3 | 3 |
| | | | | | | | | | | FRANCE | | | 2 | 2 |
| | | | | | | | | | | BELGIQUE LUXBG | | | 1 | 1 |
| | | | | | | | | | | 421 | HUILES VEGETALES FIXES DOUCES FETTE PFLANZL OELE MILD | T | 107 | 73 |
| | | | | | | | | | | FRANCE | | | 71 | 54 |
| | | | | | | | | | | ALLEMAGNE RF | | | 2 | 1 |
| | | | | | | | | | | PORTUGAL | | | 5 | 3 |
| | | | | | | | | | | - SENEGAL | | | 30 | 15 |
| | | | | | | | | | | 422 | AUTRES HUILES VEGETALES FIXES ANDERE FATTE PFLANZLICHE OELE | T | 102 | 22 |
| | | | | | | | | | | FRANCE | | | 40 | 9 |
| | | | | | | | | | | BELGIQUE LUXBG | | | 6 | 2 |
| | | | | | | | | | | PAYS BAS | | | 9 | 3 |
| | | | | | | | | | | PORTUGAL | | | 1 | 1 |
| | | | | | | | | | | - CONGO LEO | | | 47 | 6 |
| | | | | | | | | | | 431 | HUILES ET GRAISSES ELABOREES OELF UND FATTE VERARBEITET | T | 15 | 8 |
| | | | | | | | | | | FRANCE | | | 7 | 5 |
| | | | | | | | | | | PAYS BAS | | | 8 | 3 |

Werte : 1000 \$ — Mengen : Tonnes falls nicht anders vermerkt (Abkürzungen siehe Anhang)
Y : siehe im Anhang Anmerkungen zu den Waren

Valeurs : 1000 \$ — Quantités : Tonnes sauf indication contraire (Voir abréviations en Annexe)
Y : voir notes par produits en Annexe

Tab. 2

import 1961

| WAREN - PRODUIT | | | MENGE | | WERTE | WAREN - PRODUIT | | | MENGE | | WERTE | WAREN - PRODUIT | | | MENGE | | WERTE | | |
|---------------------------------|--|--|----------|--|--------------------------------|--------------------|--|--|----------|-------------------------------|--------|--------------------|--|--|--------------------------------|--|--------|--|--|
| Ursprung - Origine | | | Quantité | | VALEUR | Ursprung - Origine | | | Quantité | | VALEUR | Ursprung - Origine | | | Quantité | | VALEUR | | |
| Einheit - Unité | | | 1000 \$ | | | Einheit - Unité | | | 1000 \$ | | | Einheit - Unité | | | 1000 \$ | | | | |
| 5 6 8 | | | | | AUTRES PRODUITS INDUSTRIELS | | | | | FRANCE | | | | | 571 | | | | |
| ANDERE INDUSTRIELLE ERZEUGNISSE | | | | | ETATS UNIS | | | | | EXPLCSIFS | | | | | SPRENGSTOFFE | | | | |
| M O N D E | | | | | T | | | | | M O N D E | | | | | T | | | | |
| FRANCE | | | | | FRANCE | | | | | FRANCE | | | | | FRANCE | | | | |
| BELGIQUE LUXBG | | | | | BELGIQUE LUXBG | | | | | BELGIQUE LUXBG | | | | | BELGIQUE LUXBG | | | | |
| PAYS BAS | | | | | PAYS BAS | | | | | PAYS BAS | | | | | PAYS BAS | | | | |
| ALLEMAGNE RF | | | | | ALLEMAGNE RF | | | | | ALLEMAGNE RF | | | | | ALLEMAGNE RF | | | | |
| ITALIE | | | | | ITALIE | | | | | ITALIE | | | | | ITALIE | | | | |
| ROYAUME UNI | | | | | ROYAUME UNI | | | | | ROYAUME UNI | | | | | ROYAUME UNI | | | | |
| IRLANDE | | | | | IRLANDE | | | | | IRLANDE | | | | | IRLANDE | | | | |
| NORVEGE | | | | | NORVEGE | | | | | NORVEGE | | | | | NORVEGE | | | | |
| SUEDE | | | | | SUEDE | | | | | SUEDE | | | | | SUEDE | | | | |
| FINLANDE | | | | | FINLANDE | | | | | FINLANDE | | | | | FINLANDE | | | | |
| SUISSE | | | | | SUISSE | | | | | SUISSE | | | | | SUISSE | | | | |
| AUTRICHE | | | | | AUTRICHE | | | | | AUTRICHE | | | | | AUTRICHE | | | | |
| PORTUGAL | | | | | PORTUGAL | | | | | PORTUGAL | | | | | PORTUGAL | | | | |
| ESPAGNE | | | | | ESPAGNE | | | | | ESPAGNE | | | | | ESPAGNE | | | | |
| YUGOSLAVIE | | | | | YUGOSLAVIE | | | | | YUGOSLAVIE | | | | | YUGOSLAVIE | | | | |
| POLOGNE | | | | | POLOGNE | | | | | POLOGNE | | | | | POLOGNE | | | | |
| TCHECOSLOVAGUE | | | | | TCHECOSLOVAGUE | | | | | TCHECOSLOVAGUE | | | | | TCHECOSLOVAGUE | | | | |
| HONGRIE | | | | | HONGRIE | | | | | HONGRIE | | | | | HONGRIE | | | | |
| ROUMANIE | | | | | ROUMANIE | | | | | ROUMANIE | | | | | ROUMANIE | | | | |
| MAROC | | | | | MAROC | | | | | MAROC | | | | | MAROC | | | | |
| •ALGERIE | | | | | •ALGERIE | | | | | •ALGERIE | | | | | •ALGERIE | | | | |
| •MAURITANIE | | | | | •MAURITANIE | | | | | •MAURITANIE | | | | | •MAURITANIE | | | | |
| •SENEGAL | | | | | •SENEGAL | | | | | •SENEGAL | | | | | •SENEGAL | | | | |
| •COTE D'IVOIRE | | | | | •COTE D'IVOIRE | | | | | •COTE D'IVOIRE | | | | | •COTE D'IVOIRE | | | | |
| •TOGO REP | | | | | •TOGO REP | | | | | •TOGO REP | | | | | •TOGO REP | | | | |
| •DAHOMY | | | | | •DAHOMY | | | | | •DAHOMY | | | | | •DAHOMY | | | | |
| NIGERIA | | | | | NIGERIA | | | | | NIGERIA | | | | | NIGERIA | | | | |
| •ANCIENNE ACF | | | | | •ANCIENNE ACF | | | | | •ANCIENNE ACF | | | | | •ANCIENNE ACF | | | | |
| •CAMEROUN | | | | | •CAMEROUN | | | | | •CAMEROUN | | | | | •CAMEROUN | | | | |
| •CONGO LEO | | | | | •CONGO LEO | | | | | •CONGO LEO | | | | | •CONGO LEO | | | | |
| ANGOLA | | | | | ANGOLA | | | | | ANGOLA | | | | | ANGOLA | | | | |
| •MALGACHE REP | | | | | •MALGACHE REP | | | | | •MALGACHE REP | | | | | •MALGACHE REP | | | | |
| UNION SUD AFR | | | | | UNION SUD AFR | | | | | UNION SUD AFR | | | | | UNION SUD AFR | | | | |
| ETATS UNIS | | | | | ETATS UNIS | | | | | ETATS UNIS | | | | | ETATS UNIS | | | | |
| ANTILLES NEER | | | | | ANTILLES NEER | | | | | ANTILLES NEER | | | | | ANTILLES NEER | | | | |
| VENEZUELA | | | | | VENEZUELA | | | | | VENEZUELA | | | | | VENEZUELA | | | | |
| ISRAEL | | | | | ISRAEL | | | | | ISRAEL | | | | | ISRAEL | | | | |
| PAKISTAN | | | | | PAKISTAN | | | | | PAKISTAN | | | | | PAKISTAN | | | | |
| UNION INDIENNE | | | | | UNION INDIENNE | | | | | UNION INDIENNE | | | | | UNION INDIENNE | | | | |
| JAPON | | | | | JAPON | | | | | JAPON | | | | | JAPON | | | | |
| HONG KONG | | | | | HONG KONG | | | | | HONG KONG | | | | | HONG KONG | | | | |
| VIETNAM SUD | | | | | VIETNAM SUD | | | | | VIETNAM SUD | | | | | VIETNAM SUD | | | | |
| INDONESIE | | | | | INDONESIE | | | | | INDONESIE | | | | | INDONESIE | | | | |
| 512 | | | | | 551 | | | | | 553 | | | | | 611 | | | | |
| PRODUITS CHIMIQUES ORGANIQUES | | | | | HUILES ESSENTIELLES PROD AROMA | | | | | PARFUMERIE ET PROD DE BEAUTE | | | | | CUIRS | | | | |
| ORGANISCHE CHEM ERZEUGNISSE | | | | | AETHERISCHE OEL: U RIECHSTOFFE | | | | | RIECH UND SCHOENHEITSMITTEL | | | | | LEDER | | | | |
| M O N D E | | | | | M O N D E | | | | | M O N D E | | | | | M O N D E | | | | |
| T | | | | | T | | | | | T | | | | | T | | | | |
| FRANCE | | | | | FRANCE | | | | | FRANCE | | | | | FRANCE | | | | |
| ALLEMAGNE RF | | | | | ALLEMAGNE RF | | | | | ALLEMAGNE RF | | | | | ALLEMAGNE RF | | | | |
| UNION SUD AFR | | | | | UNION SUD AFR | | | | | UNION SUD AFR | | | | | UNION SUD AFR | | | | |
| ETATS UNIS | | | | | ETATS UNIS | | | | | ETATS UNIS | | | | | ETATS UNIS | | | | |
| 513 | | | | | 554 | | | | | 561 | | | | | 612 | | | | |
| ELEMENTS CHIMIQUES INORGANI | | | | | SAVONS PRODUITS D ENTRETIEN | | | | | ENGRAIS MANUFACTURES | | | | | ARTICLES MANUFACT EN CUIR NDA | | | | |
| ANORGANISCHE CHEM GRUNDTOFFE | | | | | SEIFEN PUTZ UND WASCHMITTEL | | | | | CHEMISCHE DUENGEMITTEL | | | | | WAREN A LEGER KUNSTLEDER A N G | | | | |
| M O N D E | | | | | M O N D E | | | | | M O N D E | | | | | M O N D E | | | | |
| T | | | | | T | | | | | T | | | | | T | | | | |
| FRANCE | | | | | FRANCE | | | | | FRANCE | | | | | FRANCE | | | | |
| PAYS BAS | | | | | PAYS BAS | | | | | PAYS BAS | | | | | PAYS BAS | | | | |
| ALLEMAGNE RF | | | | | ALLEMAGNE RF | | | | | ALLEMAGNE RF | | | | | ALLEMAGNE RF | | | | |
| ROYAUME UNI | | | | | ROYAUME UNI | | | | | ROYAUME UNI | | | | | ROYAUME UNI | | | | |
| MAROC | | | | | MAROC | | | | | MAROC | | | | | MAROC | | | | |
| •ALGERIE | | | | | •ALGERIE | | | | | •ALGERIE | | | | | •ALGERIE | | | | |
| •CAMEROUN | | | | | •CAMEROUN | | | | | •CAMEROUN | | | | | •CAMEROUN | | | | |
| •CONGO LEO | | | | | •CONGO LEO | | | | | •CONGO LEO | | | | | •CONGO LEO | | | | |
| 514 | | | | | 561 | | | | | 621 | | | | | 629 | | | | |
| AUTRES PROD CHIM INORGANIQUE | | | | | ENGRAIS MANUFACTURES | | | | | DEMI PRODUITS EN CAOUTCHOUC | | | | | ART MANUFACT EN CAOUTCHOUC NDA | | | | |
| AND ANORGANIC CHEM ERZEUGNISSE | | | | | CHEMISCHE DUENGEMITTEL | | | | | HALBERZEUGNISSE AUS KAUTSCHUK | | | | | BEARB WAREN A KAUTSCHUK A N G | | | | |
| M O N D E | | | | | M O N D E | | | | | M O N D E | | | | | M O N D E | | | | |
| T | | | | | T | | | | | T | | | | | T | | | | |
| FRANCE | | | | | FRANCE | | | | | FRANCE | | | | | FRANCE | | | | |
| BELGIQUE LUXBG | | | | | BELGIQUE LUXBG | | | | | BELGIQUE LUXBG | | | | | BELGIQUE LUXBG | | | | |
| PAYS BAS | | | | | PAYS BAS | | | | | PAYS BAS | | | | | PAYS BAS | | | | |
| ALLEMAGNE RF | | | | | ALLEMAGNE RF | | | | | ALLEMAGNE RF | | | | | ALLEMAGNE RF | | | | |
| ROYAUME UNI | | | | | ROYAUME UNI | | | | | ROYAUME UNI | | | | | ROYAUME UNI | | | | |
| UNION SUD AFR | | | | | UNION SUD AFR | | | | | UNION SUD AFR | | | | | UNION SUD AFR | | | | |
| ETATS UNIS | | | | | ETATS UNIS | | | | | ETATS UNIS | | | | | ETATS UNIS | | | | |
| 521 | | | | | 571 | | | | | 581 | | | | | 599 | | | | |
| GOUDRONS MINER DERIV CHIM BRUT | | | | | EXTRAITS COLORANTS | | | | | MATIERES PLASTIQUES RESIN ART | | | | | PRODUITS CHIMIQUES NDA | | | | |
| TEER UND TEERERZEUGNISSE | | | | | FARB U GERBSTOFFAUSZUEGE USW | | | | | KUNSTSTOFFE KUNSTHARZE USW | | | | | CHEMISCHE ERZEUGNISSE A N G | | | | |
| M O N D E | | | | | M O N D E | | | | | M O N D E | | | | | M O N D E | | | | |
| T | | | | | T | | | | | T | | | | | T | | | | |
| FRANCE | | | | | FRANCE | | | | | FRANCE | | | | | FRANCE | | | | |
| BELGIQUE LUXBG | | | | | BELGIQUE LUXBG | | | | | BELGIQUE LUXBG | | | | | BELGIQUE LUXBG | | | | |
| PAYS BAS | | | | | PAYS BAS | | | | | PAYS BAS | | | | | PAYS BAS | | | | |
| ALLEMAGNE RF | | | | | ALLEMAGNE RF | | | | | ALLEMAGNE RF | | | | | ALLEMAGNE RF | | | | |
| ROYAUME UNI | | | | | ROYAUME UNI | | | | | ROYAUME UNI | | | | | ROYAUME UNI | | | | |
| UNION SUD AFR | | | | | UNION SUD AFR | | | | | UNION SUD AFR | | | | | UNION SUD AFR | | | | |
| ETATS UNIS | | | | | ETATS UNIS | | | | | ETATS UNIS | | | | | ETATS UNIS | | | | |

Werte : 1000 \$ — Mengen : Tonnes falls nicht anders vermerkt (Abkürzungen siehe Anhang)
 Y : siehe im Anhang Anmerkungen zu den Waren

Valeurs : 1000 \$ — Quantités : Tonnes sauf indication contraire (Voir abréviations en Annexe)
 Y : voir notes par produits en Annexe

Tab. 2

import 1961

Kongo (Brazzaville)

Congo (Brazza)

| WAREN - PRODUIT | | | MENGES | | | WERTES | | | WAREN - PRODUIT | | | MENGES | | | WERTES | | | WAREN - PRODUIT | | | MENGES | | | WERTES | | |
|---|--|--|-----------------|--|--|---------|--|--|--|--|--|-----------------|--|--|---------|--|--|--|--|--|-----------------|--|--|---------|--|--|
| Ursprung - Origine | | | Einheit - Unité | | | 1000 \$ | | | Ursprung - Origine | | | Einheit - Unité | | | 1000 \$ | | | Ursprung - Origine | | | Einheit - Unité | | | 1000 \$ | | |
| 631 BOIS ARTIF ET TRAVAILLES NDA FURNIERE KUNSTHOLZ USW A N G | | | | | | | | | FRANCE 514 1541 | | | | | | | | | • CONGO LEO 80 45 | | | | | | | | |
| M O N D E T 428 42 | | | | | | | | | BELGIQUE LUXBG 14 57 | | | | | | | | | ANGOLA 44 7 | | | | | | | | |
| FRANCE 41 6 | | | | | | | | | PAYS BAS 49 157 | | | | | | | | | ETATS UNIS 3 2 | | | | | | | | |
| NORVEGE . 307 31 | | | | | | | | | ALLEMAGNE RF 35 109 | | | | | | | | | PAKISTAN 17 5 | | | | | | | | |
| SUEDE . 26 7 | | | | | | | | | ITALIE 3 5 | | | | | | | | | UNION INDIENNE 109 42 | | | | | | | | |
| UNION SUD AFR 45 1 | | | | | | | | | ROYAUME UNI . 66 278 | | | | | | | | | JAPON 7 12 | | | | | | | | |
| | | | | | | | | | SUISSE . 3 1 | | | | | | | | | HONG KONG 3 6 | | | | | | | | |
| | | | | | | | | | PORTUGAL . 39 60 | | | | | | | | | VIETNAM SUD 2 1 | | | | | | | | |
| | | | | | | | | | ESPAGNE 5 15 | | | | | | | | | INDONESIE 13 5 | | | | | | | | |
| | | | | | | | | | YUGOSLAVIE 2 7 | | | | | | | | | | | | | | | | | |
| | | | | | | | | | TCHECOSLOVAQUIE 2 4 | | | | | | | | | | | | | | | | | |
| | | | | | | | | | HONGRIE 1 1 | | | | | | | | | | | | | | | | | |
| | | | | | | | | | • SENEGAL 1 2 | | | | | | | | | 657 | | | | | | | | |
| | | | | | | | | | • TOGO REP 3 9 | | | | | | | | | CCUV PARQUETS TAPIS TAPISSERIE | | | | | | | | |
| | | | | | | | | | • DAHOMEY 3 14 | | | | | | | | | FUSSBODENBELAEGE TEPPICHE USW | | | | | | | | |
| | | | | | | | | | NIGERIA 4 13 | | | | | | | | | M O N D E T 80 42 | | | | | | | | |
| | | | | | | | | | • CONGO LEO 1 2 | | | | | | | | | FRANCE 28 19 | | | | | | | | |
| | | | | | | | | | ETATS UNIS 5 12 | | | | | | | | | PAYS BAS 25 6 | | | | | | | | |
| | | | | | | | | | UNION INDIENNE 2 2 | | | | | | | | | IRLANDE 1 1 | | | | | | | | |
| | | | | | | | | | JAPON 27 65 | | | | | | | | | • SENEGAL 5 6 | | | | | | | | |
| | | | | | | | | | | | | | | | | | | ETATS UNIS 1 1 | | | | | | | | |
| | | | | | | | | | | | | | | | | | | JAPON 21 10 | | | | | | | | |
| 632 ARTICLES MANUFACT EN BOIS NDA BEARBEITETE WAREN A HOLZ A N G | | | | | | | | | 653 AUTRES TISSUS SAUF SPECIAUX ANDERE GEWEBE | | | | | | | | | 661 CHAUX CIMENTS OUVR PR BATIMENT KALK ZEMENT UND BAUSTOFFE | | | | | | | | |
| M O N D E T 770 119 | | | | | | | | | M O N D E T 266 895 | | | | | | | | | M O N D E T 54041 1036 | | | | | | | | |
| FRANCE 377 74 | | | | | | | | | FRANCE 143 637 | | | | | | | | | FRANCE 49705 919 | | | | | | | | |
| BELGIQUE LUXBG 3 1 | | | | | | | | | BELGIQUE LUXBG 2 4 | | | | | | | | | BELGIQUE LUXBG 1077 20 | | | | | | | | |
| PAYS BAS 8 2 | | | | | | | | | PAYS BAS 2 5 | | | | | | | | | ALLEMAGNE RF 760 15 | | | | | | | | |
| ALLEMAGNE RF 32 13 | | | | | | | | | ALLEMAGNE RF 33 66 | | | | | | | | | SUEDE . 1 1 | | | | | | | | |
| ROYAUME UNI . 15 3 | | | | | | | | | ITALIE 18 47 | | | | | | | | | MAROC 56 8 | | | | | | | | |
| • ALGERIE 4 1 | | | | | | | | | ROYAUME UNI . 1 1 | | | | | | | | | • CONGO LEO 1023 30 | | | | | | | | |
| • CONGO LEO 160 4 | | | | | | | | | PORTUGAL . 9 19 | | | | | | | | | ANGOLA 1420 43 | | | | | | | | |
| UNION SUD AFR 113 2 | | | | | | | | | ESPAGNE 1 1 | | | | | | | | | | | | | | | | | |
| ETATS UNIS 53 14 | | | | | | | | | POLOGNE 1 1 | | | | | | | | | | | | | | | | | |
| HONG KONG 2 3 | | | | | | | | | TCHECOSLOVAQUIE 1 1 | | | | | | | | | | | | | | | | | |
| | | | | | | | | | HONGRIE 1 1 | | | | | | | | | | | | | | | | | |
| | | | | | | | | | • CAMEROUN 1 2 | | | | | | | | | | | | | | | | | |
| | | | | | | | | | ETATS UNIS 3 4 | | | | | | | | | | | | | | | | | |
| | | | | | | | | | ISRAEL 1 1 | | | | | | | | | | | | | | | | | |
| | | | | | | | | | JAPON 54 97 | | | | | | | | | | | | | | | | | |
| 633 ARTICLES MANUFACTURES EN LIEGE BEARBEITETE WAREN AUS KORK | | | | | | | | | 654 TULLES DENTELLES BRODERIES ETC TUELL SPITZEN BAENDER USW | | | | | | | | | 662 PIECES DE CONSTR EN MAT CERAM BAUMATERIAL AUS KERAM STOFFEN | | | | | | | | |
| M O N D E T 40 23 | | | | | | | | | M O N D E T 16 91 | | | | | | | | | M O N D E T 450 99 | | | | | | | | |
| FRANCE 11 10 | | | | | | | | | FRANCE 14 81 | | | | | | | | | FRANCE 167 30 | | | | | | | | |
| MAROC 28 13 | | | | | | | | | ALLEMAGNE RF 1 1 | | | | | | | | | BELGIQUE LUXBG 62 17 | | | | | | | | |
| | | | | | | | | | ITALIE 1 3 | | | | | | | | | ALLEMAGNE RF 220 51 | | | | | | | | |
| | | | | | | | | | PORTUGAL . 1 5 | | | | | | | | | | | | | | | | | |
| | | | | | | | | | ETATS UNIS 1 1 | | | | | | | | | | | | | | | | | |
| 641 PAPIERS ET CARTONS PAPIER UND PAPPE | | | | | | | | | 655 TISSUS SPECIAUX ARTIC ASSIMIL SPEZIALGEWEBE UND ERZEUGNISSE | | | | | | | | | 663 ARTICLES EN MAT MINERALES NDA WAREN A MINERAL STOFFEN A N G | | | | | | | | |
| M O N D E T 1096 550 | | | | | | | | | M O N D E T 169 215 | | | | | | | | | M O N D E T 104 174 | | | | | | | | |
| FRANCE 953 506 | | | | | | | | | FRANCE 141 198 | | | | | | | | | FRANCE 60 97 | | | | | | | | |
| BELGIQUE LUXBG 2 1 | | | | | | | | | BELGIQUE LUXBG 1 1 | | | | | | | | | BELGIQUE LUXBG 2 2 | | | | | | | | |
| PAYS BAS 2 2 | | | | | | | | | PAYS BAS 5 1 | | | | | | | | | PAYS BAS 22 5 | | | | | | | | |
| ALLEMAGNE RF 7 5 | | | | | | | | | ALLEMAGNE RF 1 5 | | | | | | | | | ALLEMAGNE RF 5 22 | | | | | | | | |
| NORVEGE . 42 13 | | | | | | | | | ROYAUME UNI . 1 1 | | | | | | | | | ITALIE 1 1 | | | | | | | | |
| SUEDE . 78 15 | | | | | | | | | • AUTRICHE . 12 2 | | | | | | | | | ROYAUME UNI . 2 7 | | | | | | | | |
| FINLANDE 7 3 | | | | | | | | | POLOGNE 1 1 | | | | | | | | | ETATS UNIS 10 40 | | | | | | | | |
| • ALGERIE 4 4 | | | | | | | | | • COTE IVORE 6 3 | | | | | | | | | | | | | | | | | |
| | | | | | | | | | • DAHOMEY 1 3 | | | | | | | | | | | | | | | | | |
| 642 ARTICLES EN PAPIER OU CARTON WAREN AUS PAPIER ODER PAPPE | | | | | | | | | 656 ARTICLES EN MAT TEXTILES NDA SPINNSTOFFWAREN A N G | | | | | | | | | 664 VERRE GLAS | | | | | | | | |
| M O N D E T 1269 708 | | | | | | | | | M O N D E T 1045 989 | | | | | | | | | M O N D E T 217 120 | | | | | | | | |
| FRANCE 1179 654 | | | | | | | | | FRANCE 408 549 | | | | | | | | | FRANCE 208 108 | | | | | | | | |
| BELGIQUE LUXBG 9 9 | | | | | | | | | BELGIQUE LUXBG 34 43 | | | | | | | | | BELGIQUE LUXBG 2 2 | | | | | | | | |
| PAYS BAS 1 1 | | | | | | | | | PAYS BAS 36 61 | | | | | | | | | ALLEMAGNE RF 3 5 | | | | | | | | |
| ALLEMAGNE RF 3 6 | | | | | | | | | ALLEMAGNE RF 42 38 | | | | | | | | | ITALIE 1 1 | | | | | | | | |
| ROYAUME UNI . 1 1 | | | | | | | | | ITALIE 84 72 | | | | | | | | | ROYAUME UNI . 1 1 | | | | | | | | |
| NORVEGE . 9 3 | | | | | | | | | ROYAUME UNI . 1 1 | | | | | | | | | ROYAUME UNI . 1 1 | | | | | | | | |
| SUEDE . 37 12 | | | | | | | | | PORTUGAL . 7 4 | | | | | | | | | MAROC 1 1 | | | | | | | | |
| SUISSE . 3 1 | | | | | | | | | ESPAGNE 89 46 | | | | | | | | | ETATS UNIS 1 1 | | | | | | | | |
| MAROC 4 1 | | | | | | | | | POLOGNE 8 1 | | | | | | | | | | | | | | | | | |
| • ALGERIE 7 5 | | | | | | | | | TCHECOSLOVAQUIE 3 1 | | | | | | | | | | | | | | | | | |
| • CAMEROUN 1 1 | | | | | | | | | HONGRIE 2 1 | | | | | | | | | | | | | | | | | |
| ETATS UNIS 14 13 | | | | | | | | | MAROC 4 5 | | | | | | | | | | | | | | | | | |
| | | | | | | | | | • ALGERIE 1 2 | | | | | | | | | | | | | | | | | |
| | | | | | | | | | • MAURITANIE 6 2 | | | | | | | | | | | | | | | | | |
| | | | | | | | | | • SENEGAL 41 25 | | | | | | | | | | | | | | | | | |
| | | | | | | | | | • COTE IVORE 1 1 | | | | | | | | | | | | | | | | | |
| | | | | | | | | | • ANCIENNE ACF 1 1 | | | | | | | | | | | | | | | | | |
| 651 FILS DE MATIERES TEXTILES GARNE AUS SPINNSTOFFEN | | | | | | | | | 665 VERRERIE GLASWAREN | | | | | | | | | 665 M O N D E T 1542 346 | | | | | | | | |
| M O N D E T 49 164 | | | | | | | | | | | | | | | | | | FRANCE 824 266 | | | | | | | | |
| FRANCE 30 114 | | | | | | | | | | | | | | | | | | BELGIQUE LUXBG 88 29 | | | | | | | | |
| BELGIQUE LUXBG 2 5 | | | | | | | | | | | | | | | | | | PAYS BAS 3 1 | | | | | | | | |
| PAYS BAS 1 1 | | | | | | | | | | | | | | | | | | ALLEMAGNE RF 6 4 | | | | | | | | |
| ALLEMAGNE RF 1 1 | | | | | | | | | | | | | | | | | | ITALIE 1 1 | | | | | | | | |
| ITALIE 12 29 | | | | | | | | | | | | | | | | | | ROYAUME UNI . 2 1 | | | | | | | | |
| ROYAUME UNI . 2 6 | | | | | | | | | | | | | | | | | | • ALGERIE 1 1 | | | | | | | | |
| NORVEGE . 2 2 | | | | | | | | | | | | | | | | | | • SENEGAL 1 1 | | | | | | | | |
| ESPAGNE . 1 3 | | | | | | | | | | | | | | | | | | • CONGO LEO 608 38 | | | | | | | | |
| NIGERIA 1 5 | | | | | | | | | | | | | | | | | | UNION SUD AFR 9 4 | | | | | | | | |
| | | | | | | | | | | | | | | | | | | ETATS UNIS 1 2 | | | | | | | | |
| 652 TISSUS COTON SAUF TISSUS SPEC BAUMWOLLGEEEEE | | | | | | | | | | | | | | | | | | | | | | | | | | |
| M O N D E T 778 2355 | | | | | | | | | | | | | | | | | | | | | | | | | | |

Werte: 1000 \$ — Mengen: Tonnes falls nicht anders vermerkt (Abkürzungen siehe Anhang)
Y: siehe im Anhang Anmerkungen zu den Waren

Valeurs: 1000 \$ — Quantités: Tonnes sauf indication contraire (Voir abréviations en Annexe)
Y: voir notes par produits en Annexe

Tab. 2

import 1961

| WAREN - PRODUIT | | MENGE | WERTE | WAREN - PRODUIT | | MENGE | WERTE | WAREN - PRODUIT | | MENGE | WERTE |
|------------------------|--|-----------------|------------|------------------------|---|-----------------|------------|------------------------|---|-----------------|------------|
| ↓ Ursprung - Origine ↓ | | ↓ QUANTITÉ ↓ | ↓ VALEUR ↓ | ↓ Ursprung - Origine ↓ | | ↓ QUANTITÉ ↓ | ↓ VALEUR ↓ | ↓ Ursprung - Origine ↓ | | ↓ QUANTITÉ ↓ | ↓ VALEUR ↓ |
| | | Einheit - Unité | 1000 \$ | | | Einheit - Unité | 1000 \$ | | | Einheit - Unité | 1000 \$ |
| 666 | ARTICLES EN MATIER CERAMQUES FEINKERAMISCHE ERZEUGNISSE | | | 681 | ARGENT ET PLATINE ETC SILBER PLATIN USW | | | 693 | CABL RONCES TREILLIS ETC METAL KABEL STACHELDRAHT USW | | |
| M O N D E | T | 91 | 63 | M O N D E | T | 1 | 1 | M O N D E | T | 630 | 311 |
| FRANCE | | 85 | 51 | FRANCE | | 1 | 1 | FRANCE | | 527 | 250 |
| PAYS BAS | | | 2 | | | | | BELGIQUE LUXBO | | 1 | 1 |
| ALLEMAGNE RF | | 2 | 5 | 682 | CUIVRE KUPFER | | | PAYS BAS | | 7 | 3 |
| ROYAUME UNI | | 1 | 1 | | | | | ALLEMAGNE RF | | 2 | 3 |
| TCHECOSLOVAQUIE | | 3 | 1 | | | | | ROYAUME UNI | | 48 | 20 |
| UNION SUD AFR | | 1 | 2 | | | | | • CONGO LEO | | 1 | 1 |
| | | | | | | | | ETATS UNIS | | 44 | 32 |
| 672 | ACIER LINGOTS ET AUT FORM PRIM STAHLROHBLOECKE STAHLHALBZEUG | | | M O N D E | T | 78 | 91 | 694 | CLOUTERIE ET BOULONNERIE NAEGEL UND SCHRAUBEN | | |
| M O N D E | T | 8 | 9 | FRANCE | | 35 | 50 | M O N D E | T | 1079 | 491 |
| FRANCE | | 8 | 9 | • ALGERIE | | 1 | 1 | FRANCE | | 759 | 296 |
| | | | | ETATS UNIS | | 41 | 41 | BELGIQUE LUXBO | | 1 | 4 |
| 673 | BARRES ET PROFILS PALPLANCHES STAEBSTAHL U PROFILE AUS STAHL | | | 684 | ALUMINIUM ALUMINIUM | | | PAYS BAS | | 4 | 4 |
| M O N D E | T | 4915 | 654 | M O N D E | T | 361 | 238 | ALLEMAGNE RF | | 22 | 32 |
| FRANCE | | 4874 | 643 | FRANCE | | 361 | 238 | ROYAUME UNI | | 7 | 15 |
| ALLEMAGNE RF | | 37 | 10 | | | | | SUEDE | | 1 | 2 |
| • ALGERIE | | 4 | 2 | 685 | PLOMB BLEI | | | AUTRICHE | | 41 | 8 |
| 674 | LARGES PLATS ET TOLES BREITFLACHSTAHL UND BLECHE | | | M O N D E | T | 21 | 9 | • COTE IVOIRE | | 207 | 42 |
| M O N D E | T | 4704 | 1044 | FRANCE | | 19 | 8 | • CONGO LEO | | 2 | 1 |
| FRANCE | | 4183 | 924 | BELGIQUE LUXBO | | 2 | 1 | ETATS UNIS | | 31 | 86 |
| BELGIQUE LUXBO | | 123 | 30 | 686 | ZINC ZINK | | | 695 | OUTILLAGE EN METAUX COMMUNS WERKZEUGE AUS UNEDLEN METALLEN | | |
| ROYAUME UNI | | 41 | 10 | | | | | M O N D E | T | 638 | 623 |
| JAPON | | 356 | 80 | M O N D E | T | 17 | 8 | FRANCE | | 415 | 406 |
| 675 | FEUILLARDS BANDSTAHL | | | FRANCE | | 17 | 8 | BELGIQUE LUXBO | | 45 | 22 |
| M O N D E | T | 164 | 38 | 687 | ETAIN ZINN | | | PAYS BAS | | 13 | 16 |
| FRANCE | | 162 | 38 | | | | | ALLEMAGNE RF | | 86 | 76 |
| 676 | RAILS AUT ELEMENTS D VOIES FER SCHIENEN EISENBAHNBOEFERBAUMAT | | | M O N D E | T | 3 | 5 | ITALIE | | 1 | 1 |
| M O N D E | T | 22966 | 3289 | FRANCE | | 2 | 4 | ROYAUME UNI | | 2 | 3 |
| FRANCE | | 22966 | 3289 | PAYS BAS | | 1 | 1 | SUEDE | | 16 | 16 |
| 677 | FILS FER ACIER FIL MACH EXCIUS STAHLDRAHT | | | • ALGERIE | | 1 | 1 | AUTRICHE | | 3 | 1 |
| • ALGERIE | | 1 | 1 | 689 | AUTRES MET COMMUNS NON FERREUX ANDRE UNEDLE NE METALLE | | | POLOGNE | | 3 | 1 |
| M O N D E | T | 142 | 28 | M O N D E | T | 2 | 2 | TCHECOSLOVAQUIE | | 3 | 1 |
| FRANCE | | 141 | 27 | FRANCE | | 2 | 2 | HONGRIE | | 5 | 2 |
| 678 | TUB TUYAUX RACCORDE FON FER AC ROHRE ROHRFORMSTUECKE USW | | | 691 | CONSTRUCTIO METALL ET PARTIES METALLKONSTRUKTIONEN UND TEILE | | | • ALGERIE | | 1 | 28 |
| M O N D E | T | 1749 | 446 | M O N D E | T | 3248 | 1137 | • CONGO LEO | | 2 | 3 |
| FRANCE | | 1730 | 427 | FRANCE | | 2113 | 744 | UNION SUD AFR | | 8 | 1 |
| BELGIQUE LUXBO | | | 1 | BELGIQUE LUXBO | | 24 | 10 | ETATS UNIS | | 1 | 1 |
| PAYS BAS | | 1 | 2 | ALLEMAGNE RF | | 186 | 73 | 696 | COUPELLERIE ET COUVERTS SCHNEIDWAREN UND BESTECKE | | |
| ALLEMAGNE RF | | 8 | 9 | ITALIE | | 181 | 67 | M O N D E | T | 137 | 131 |
| ROYAUME UNI | | 1 | 1 | • CAMEROUN | | 12 | 4 | FRANCE | | 114 | 90 |
| SUISSE | | 1 | 2 | • CONGO LEO | | 14 | 5 | PAYS BAS | | 2 | 1 |
| • ALGERIE | | 3 | 1 | ETATS UNIS | | 717 | 233 | ALLEMAGNE RF | | 17 | 34 |
| • COTE IVOIRE | | 3 | 1 | 692 | RESERVOIRS FUTS ETC METALLIQ BEHAELTER FALSSER USW A METALL | | | AUTRICHE | | 3 | 3 |
| • CAMEROUN | | 1 | 1 | M O N D E | T | 883 | 333 | PORTUGAL | | 19 | 14 |
| ETATS UNIS | | 1 | 1 | FRANCE | | 442 | 194 | POLOGNE | | 2 | 1 |
| 679 | OUVRAGES FONTE FER ACIER NDA WAREN A EISEN OD STAHL A N D | | | BELGIQUE LUXBO | | 71 | 25 | MAROC | | 1 | 1 |
| M O N D E | T | 24 | 18 | ROYAUME UNI | | 5 | 1 | • ALGERIE | | 1 | 1 |
| FRANCE | | 9 | 5 | MAROC | | 16 | 10 | • SENEGAL | | 8 | 3 |
| ETATS UNIS | | 14 | 1 | • ALGERIE | | 36 | 6 | • CAMEROUN | | 3 | 4 |
| | | | | • SENEGAL | | 16 | 5 | ETATS UNIS | | 3 | 4 |
| | | | | • CONGO LEO | | 154 | 47 | ISRAEL | | 1 | 1 |
| | | | | ETATS UNIS | | 32 | 8 | HONG KONG | | 2 | 3 |
| | | | | ANTILLES PEER | | 98 | 34 | | | | |
| | | | | VENEZUELA | | 9 | 3 | | | | |

Werte: 1000 \$ — Mengen: Tonnen falls nicht anders vermerkt (Abkürzungen siehe Anhang)
Y: siehe im Anhang Anmerkungen zu den Waren

Valeurs: 1000 \$ — Quantités: Tonnes sauf indication contraire (Voir abréviations en Annexe)
Y: voir notes par produits en Annexe

Tab. 2

import 1961

| WAREN - PRODUIT | | | | WAREN - PRODUIT | | | | WAREN - PRODUIT | | | | | | | | | | | | | | | | | | | |
|--|--|----------------|--|--|--|----------------|--|---|--|----------------|--|--|--|--|--|--|--|--|--|---|--|--|--|---|--|--|--|
| Ursprung - Origine | | MENGE QUANTITE | | Ursprung - Origine | | MENGE QUANTITE | | Ursprung - Origine | | MENGE QUANTITE | | WAREN - PRODUIT | | | | | | | | | | | | | | | |
| Einheit - Unité | | 1000 \$ | | Einheit - Unité | | 1000 \$ | | Einheit - Unité | | 1000 \$ | | Einheit - Unité | | | | | | | | | | | | | | | |
| 731 VEHICULES POUR VOIES FERREES SCHIENENFAHRZEUGE | | | | PORTUGAL 2 7 YUGOSLAVIE 1 1 POLOGNE 3 2 TCHECOSLOVAQUIE 3 3 • SENEGAL 1 1 JAPON 9 10 HONG KONG 100 51 | | | | 861 APP SCIENTIF ET D OPTIQUE FEINMECH U OPT ERZEUGNISSE | | | | M O N D E T 92 544 FRANCE 1451 1160 426 BELGIQUE LUXBG 69 57 2 PAYS BAS 1 2 ALLEMAGNE RF 4 52 ITALIE 2 ROYAUME UNI . 2 SUEDE . 2 5 SUISSE 1 10 AUTRICHE . 3 • SENEGAL 3 • CAMEROUN 2 • CONGO LEO 1 1 • MALGACHE REP 1 ETATS UNIS 2 11 JAPON 1 20 | | | | | | | | | | | | | | | |
| 732 VEHICULES AUTOMOBILES ROUTIERS KRAFTFAHRZEUGE | | | | 821 MEUBLES MOEBEL | | | | 862 FOURNITURES PHOTOCINEMA PHOTOCHEMISCHE ERZEUGNISSE | | | | M O N D E T 43 173 FRANCE 2879 4290 166 BELGIQUE LUXBG 58 94 1 PAYS BAS 61 98 1 ALLEMAGNE RF 905 1459 1 ITALIE 134 159 1 ROYAUME UNI . 415 587 1 SUEDE . 4 6 SUISSE . 1 1 AUTRICHE . 10 26 PORTUGAL . 4 4 MAROC 43 63 • ALGERIE 73 94 • SENEGAL 2 3 • COTE IVOIRE 3 3 • DAHOMY 1 1 • CAMEROUN 25 38 • CONGO LEO 75 41 UNION SUD AFR 1 2 ETATS UNIS 630 894 CANADA 4 10 | | | | 831 ARTI VOYAGE SACS A MAIN ET SIM REISEARTIKEL TAESCHNERW U DGL | | | | 863 FILMS CINEMA IMPRES ET DEVELOP KINOFILME BELICHTET ENTWICKELT | | | | M O N D E T 11 57 FRANCE 3 24 ALLEMAGNE RF 2 5 • SENEGAL 4 20 • COTE IVOIRE 3 • ANCIENNE AOF 1 • CAMEROUN 1 4 | | | |
| 733 VEHIC ROUT AUT OUE AUTOMOBILES STRASSENFAHRZEUGE O KRAFTANTR | | | | 841 VETEMENTS BEKLEIDUNG | | | | 864 HORLOGERIE UHREN | | | | M O N D E T 13 108 FRANCE 7 80 ALLEMAGNE RF 2 10 SUISSE 3 18 | | | | | | | | | | | | | | | |
| 734 AERONEFS LUFTFAHRZEUGE | | | | 851 CHAUSSURES SCHUHE | | | | 891 INSTR MUSIQUE PHONOS DISQUES MUSIKINSTR PLATTENSP SCHALLPL | | | | M O N D E T 30 147 FRANCE 22 105 PAYS BAS 1 6 ALLEMAGNE RF 4 26 ITALIE 1 2 NORVEGE . 1 SUEDE . 1 SUISSE . 3 • CONGO LEO 1 UNION SUD AFR 1 ETATS UNIS 1 1 | | | | | | | | | | | | | | | |
| 735 BATEAUX WASSERFAHRZEUGE | | | | 892 OUVRAGES IMPRIMES DRUCKEREIERZEUGNISSE | | | | M O N D E T 211 486 FRANCE 196 460 BELGIQUE LUXBG 1 6 PAYS BAS 1 1 ALLEMAGNE RF 2 4 ITALIE 1 1 ROYAUME UNI . 1 2 SUEDE . 3 5 • SENEGAL 1 1 • CAMEROUN 1 1 UNION SUD AFR 1 1 ETATS UNIS 3 3 | | | | | | | | | | | | | | | | | | | |
| 812 APP SANIT HYG CHAUFF ECLAIRAGE SANITAER U HYG ARTKL HEIZK USW | | | | M O N D E T 406 1000 FRANCE 322 839 PAYS BAS 2 4 ALLEMAGNE RF 7 7 ITALIE 6 25 SUISSE . 2 ESPAGNE 1 6 POLOGNE 3 3 TCHECOSLOVAQUIE 5 5 HONGRIE 3 4 ROUMANIE 1 1 MAROC 14 44 • SENEGAL 30 41 NIGERIA 1 3 JAPON 5 9 HONG KONG 5 7 | | | | | | | | | | | | | | | | | | | | | | | |
| M O N D E T 514 475 FRANCE 197 194 BELGIQUE LUXBG 13 9 PAYS BAS 2 2 ALLEMAGNE RF 150 166 ITALIE 9 9 ROYAUME UNI . 15 15 SUEDE . 1 2 SUISSE . 1 1 AUTRICHE . 4 2 | | | | | | | | | | | | | | | | | | | | | | | | | | | |

Werte: 1000 \$ — Mengen: Tonnen falls nicht anders vermerkt (Abkürzungen siehe Anhang)
Y: siehe im Anhang Anmerkungen zu den Waren

Valeurs: 1000 \$ — Quantités: Tonnes sauf indication contraire (Voir abréviations en Annexe)
Y: voir notes par produits en Annexe

Tab. 2

import 1961

Kongo (Brazzaville)

Congo (Brazza)

| WAREN - PRODUIT | | | | MENGE | | WERTE | | WAREN - PRODUIT | | | | MENGE | | WERTE | | WAREN - PRODUIT | | | | MENGE | | WERTE | | | | | |
|------------------------------|--|--|--|-----------------|--|--------------------------------|--|--------------------|--|----------------|--|-----------------|--|---------|--|--------------------|--|--------------------------------|--|-----------------|--|---------|--|--|--|--|--|
| Ursprung - Origine | | | | QUANTITÉ | | VALEUR | | Ursprung - Origine | | | | QUANTITÉ | | VALEUR | | Ursprung - Origine | | | | QUANTITÉ | | VALEUR | | | | | |
| | | | | Einheit - Unité | | 1000 \$ | | | | | | Einheit - Unité | | 1000 \$ | | | | | | Einheit - Unité | | 1000 \$ | | | | | |
| 893 | | | | | | ARTICLES EN MATIERES PLASTIQ | | | | | | 911 | | | | | | COLIS POSTAUX NON CL AILLEURS | | | | | | | | | |
| KUNSTSTOFFWAREN | | | | | | POSTPAKETE ANDERW N ZUGEORDNET | | | | | | | | | | | | | | | | | | | | | |
| M O N D E | | | | T | | 150 | | 225 | | M O N D E | | | | T | | 878 | | 69 | | | | | | | | | |
| FRANCE | | | | | | 142 | | 208 | | FRANCE | | | | | | 6 | | 57 | | | | | | | | | |
| BELGIQUE LUXBG | | | | | | 2 | | 5 | | ALLEMAGNE RF | | | | | | 1 | | 4 | | | | | | | | | |
| PAYS BAS | | | | | | 1 | | 1 | | SUISSE | | | | | | 2 | | 3 | | | | | | | | | |
| ALLEMAGNE RF | | | | | | 1 | | 2 | | ETATS UNIS | | | | | | 670 | | 6 | | | | | | | | | |
| ITALIE | | | | | | 1 | | 1 | | | | | | | | | | | | | | | | | | | |
| NORVEGE | | | | | | 1 | | 1 | | | | | | | | | | | | | | | | | | | |
| AUTRICHE | | | | | | 1 | | 1 | | | | | | | | | | | | | | | | | | | |
| ETATS UNIS | | | | | | 3 | | 4 | | | | | | | | | | | | | | | | | | | |
| HONG KONG | | | | | | 1 | | 1 | | | | | | | | | | | | | | | | | | | |
| 894 | | | | | | VCIT ENFANTS ART SPORT JOUETS | | | | | | 931 | | | | | | MARCH EN RETOUR TRANSAC SPECIA | | | | | | | | | |
| KINDERWAGEN SPORTART SPIELZG | | | | | | RUECKWAREN U BESOND EIN U AUSF | | | | | | | | | | | | | | | | | | | | | |
| M O N D E | | | | T | | 96 | | 601 | | M O N D E | | | | T | | 913 | | 705 | | | | | | | | | |
| FRANCE | | | | | | 81 | | 538 | | FRANCE | | | | | | 142 | | 593 | | | | | | | | | |
| BELGIQUE LUXBG | | | | | | 4 | | 22 | | ALLEMAGNE RF | | | | | | 708 | | 46 | | | | | | | | | |
| ALLEMAGNE RF | | | | | | 2 | | 9 | | SUISSE | | | | | | 24 | | 4 | | | | | | | | | |
| ITALIE | | | | | | 1 | | 1 | | * SENEGAL | | | | | | 1 | | 1 | | | | | | | | | |
| ROYAUME UNI | | | | | | 3 | | 5 | | * TOGO REP | | | | | | 1 | | 1 | | | | | | | | | |
| NORVEGE | | | | | | 1 | | 1 | | * DAHOMEY | | | | | | 3 | | 3 | | | | | | | | | |
| FINLANDE | | | | | | 1 | | 1 | | NIGERIA | | | | | | 4 | | 3 | | | | | | | | | |
| AUTRICHE | | | | | | 1 | | 1 | | * CONGO LEO | | | | | | 13 | | 40 | | | | | | | | | |
| ESPAGNE | | | | | | 1 | | 1 | | UNION SUD AFR | | | | | | 9 | | 2 | | | | | | | | | |
| MAROC | | | | | | 1 | | 14 | | ETATS UNIS | | | | | | 5 | | 11 | | | | | | | | | |
| * CONGO LEO | | | | | | 1 | | 1 | | | | | | | | | | | | | | | | | | | |
| ETATS UNIS | | | | | | 1 | | 1 | | | | | | | | | | | | | | | | | | | |
| ISRAEL | | | | | | 1 | | 1 | | | | | | | | | | | | | | | | | | | |
| JAPON | | | | | | 3 | | 6 | | | | | | | | | | | | | | | | | | | |
| 895 | | | | | | ARTICLES DE BUREAU | | | | | | 941 | | | | | | ANIMAUX ZOO CHIENS CHATS SIM | | | | | | | | | |
| BUEROBEDARF | | | | | | KRIEGSWAFFEN UND MUNITION | | | | | | | | | | | | | | | | | | | | | |
| M O N D E | | | | T | | 129 | | 186 | | M O N D E | | | | T | | 208 | | 686 | | | | | | | | | |
| FRANCE | | | | | | 106 | | 166 | | FRANCE | | | | | | 163 | | 560 | | | | | | | | | |
| ALLEMAGNE RF | | | | | | 1 | | 6 | | BELGIQUE LUXBG | | | | | | 3 | | 3 | | | | | | | | | |
| ITALIE | | | | | | 1 | | 1 | | ROYAUME UNI | | | | | | 3 | | 18 | | | | | | | | | |
| PORTUGAL | | | | | | 16 | | 3 | | * SENEGAL | | | | | | 24 | | 64 | | | | | | | | | |
| MAROC | | | | | | 2 | | 1 | | * COTE IVOIRE | | | | | | 17 | | 38 | | | | | | | | | |
| * CONGO LEO | | | | | | 1 | | 7 | | * CAMEROUN | | | | | | 2 | | 2 | | | | | | | | | |
| ETATS UNIS | | | | | | 2 | | 2 | | | | | | | | | | | | | | | | | | | |
| 896 | | | | | | OBJETS D ART ET ANTIQUITE | | | | | | 951 | | | | | | ARMURERIE MUNITIONS DE GUERRE | | | | | | | | | |
| KUNSTGEGENSTAENDE UND DGL | | | | | | KRIEGSWAFFEN UND MUNITION | | | | | | | | | | | | | | | | | | | | | |
| M O N D E | | | | T | | | | 2 | | M O N D E | | | | T | | | | | | | | | | | | | |
| FRANCE | | | | | | | | 1 | | | | | | | | | | | | | | | | | | | |
| UNION SUD AFR | | | | | | | | 1 | | | | | | | | | | | | | | | | | | | |
| 897 | | | | | | BIJOUTERIE JOAILLERIE ORFEVRER | | | | | | | | | | | | | | | | | | | | | |
| SCHMUCK GOLD UND SILBERWAREN | | | | | | | | | | | | | | | | | | | | | | | | | | | |
| M O N D E | | | | T | | 6 | | 128 | | | | | | | | | | | | | | | | | | | |
| FRANCE | | | | | | 6 | | 124 | | | | | | | | | | | | | | | | | | | |
| ALLEMAGNE RF | | | | | | | | 2 | | | | | | | | | | | | | | | | | | | |
| ITALIE | | | | | | | | 1 | | | | | | | | | | | | | | | | | | | |
| SUEDE | | | | | | | | 1 | | | | | | | | | | | | | | | | | | | |
| 899 | | | | | | ARTICLES MANUFACTURES NDA | | | | | | | | | | | | | | | | | | | | | |
| BEARBEITETE WAREN A N G | | | | | | | | | | | | | | | | | | | | | | | | | | | |
| M O N D E | | | | T | | 277 | | 366 | | | | | | | | | | | | | | | | | | | |
| FRANCE | | | | | | 167 | | 281 | | | | | | | | | | | | | | | | | | | |
| BELGIQUE LUXBG | | | | | | 56 | | 43 | | | | | | | | | | | | | | | | | | | |
| ALLEMAGNE RF | | | | | | 1 | | 2 | | | | | | | | | | | | | | | | | | | |
| ITALIE | | | | | | 1 | | 1 | | | | | | | | | | | | | | | | | | | |
| ROYAUME UNI | | | | | | 1 | | 1 | | | | | | | | | | | | | | | | | | | |
| SUEDE | | | | | | 4 | | 3 | | | | | | | | | | | | | | | | | | | |
| AUTRICHE | | | | | | 1 | | 2 | | | | | | | | | | | | | | | | | | | |
| TCHECOSLOVAQUIE | | | | | | 2 | | 2 | | | | | | | | | | | | | | | | | | | |
| MAROC | | | | | | 33 | | 11 | | | | | | | | | | | | | | | | | | | |
| * MAURITANIE | | | | | | 7 | | 2 | | | | | | | | | | | | | | | | | | | |
| * SENEGAL | | | | | | 4 | | 13 | | | | | | | | | | | | | | | | | | | |
| ETATS UNIS | | | | | | 1 | | 1 | | | | | | | | | | | | | | | | | | | |
| HONG KONG | | | | | | 2 | | 3 | | | | | | | | | | | | | | | | | | | |

Werte : 1000 \$ — Mengen : Tonnen falls nicht anders vermerkt (Abkürzungen siehe Anhang)
Y : siehe im Anhang Anmerkungen zu den Waren

Valeurs : 1000 \$ — Quantités : Tonnes sauf indication contraire (Voir abréviations en Annexe)
Y : voir notes par produits en Annexe

Tab. 2

import 1961

Französische Somaliküste

Côte Française des Somalis

| WAREN - PRODUIT | MENGE | WERTE | WAREN - PRODUIT | MENGE | WERTE | WAREN - PRODUIT | MENGE | WERTE | |
|---|----------|---------|--------------------------------|----------|---------|-------------------------------|-------------------------------|---------|----|
| ↓ | ↓ | ↓ | ↓ | ↓ | ↓ | ↓ | ↓ | ↓ | |
| Ursprung - Origine | QUANTITÉ | VALEUR | Ursprung - Origine | QUANTITÉ | VALEUR | Ursprung - Origine | QUANTITÉ | VALEUR | |
| Einheit - Unité | 1000 \$ | 1000 \$ | Einheit - Unité | 1000 \$ | 1000 \$ | Einheit - Unité | 1000 \$ | 1000 \$ | |
| 0 1 | | | | | | | | | |
| PROD ALIMENTAIRES BOISSONS NAHRUNGS UND GENUSSMITTEL | TARAC | | ETHIOPIE | 1 094 | 72 | ETHIOPIE | 26 | 26 | |
| | | | KENYA OUGANDA | 3 930 | 231 | MALGACHE REP | 18 | 11 | |
| | | | ADEN | 13 | 1 | UNION INDIENNE | 7 | 3 | |
| M O N D E | 4 067 | | 046 | | | 073 | | | |
| FRANCE | 653 | | SEMOULE ET FARINE DE FROMENT | | | CHOCOLAT ET PREP AU CACAO | | | |
| BELGIQUE LUXBG | 21 | | GRIESS UND MEHL AUS WEIZEN | | | SCHOKOLADE U SCHOKOLADENWAREN | | | |
| PAYS BAS | 376 | | M O N D E | T | 2 390 | 218 | M O N D E | T | 12 |
| ALLEMAGNE RF | 64 | | FRANCE | 1 316 | 101 | FRANCE | 4 | 4 | |
| ITALIE | 141 | | ITALIE | 3 | 1 | PAYS BAS | 3 | 1 | |
| ROYAUME UNI | 589 | | KENYA OUGANDA | 57 | 4 | ITALIE | 1 | 2 | |
| SUEDE | 3 | | ETATS UNIS | 1 011 | 111 | ROYAUME UNI | 2 | 2 | |
| DANEMARK | 71 | | Y | | | SUISSE | 2 | 3 | |
| SUISSE | 17 | | 051 | | | | | | |
| PORTUGAL | 64 | | FRUITS FRAIS NOIX SAUF OLEAGIN | | | | | | |
| ESPAGNE | 15 | | ORST UND SUEDFR FRISCH NUESSE | | | 099 | | | |
| YUGOSLAVIE | 2 | | M O N D E | T | 2 774 | 208 | PREPARATIONS ALIMENTAIRES NDA | | |
| GRECE | 2 | | FRANCE | 60 | 28 | NAHRUNGSMITTELZUBEREITUNG | | | |
| TURQUIE | 2 | | ITALIE | 110 | 20 | M O N D E | T | 3 377 | |
| POLOGNE | 10 | | ROYAUME UNI | 1 | 1 | FRANCE | 1 278 | 931 | |
| TCHECOSLOVAQUIE | 42 | | EGYPTE | 387 | 29 | BELGIQUE LUXBG | 41 | 17 | |
| HONGRIE | 85 | | ETHIOPIE | 1 548 | 72 | PAYS BAS | 476 | 120 | |
| MAROC | 8 | | KENYA OUGANDA | 24 | 4 | ALLEMAGNE RF | 25 | 12 | |
| ALGERIE | 89 | | CHYPRE | 18 | 2 | ITALIE | 484 | 109 | |
| EGYPTE | 38 | | LIBAN | 32 | 5 | ROYAUME UNI | 66 | 26 | |
| SOUDAN | 230 | | IRAK | 206 | 14 | SUEDE | 6 | 3 | |
| ETHIOPIE | 296 | | IRAN | 291 | 20 | DANEMARK | 90 | 55 | |
| SOMALIE RFP | 1 | | ISRAEL | 19 | 3 | SUISSE | 16 | 14 | |
| KENYA OUGANDA | 250 | | ADEN | 56 | 5 | PORTUGAL | 3 | 2 | |
| MALGACHE REP | 11 | | UNION INDIENNE | 10 | 2 | YUGOSLAVIE | 2 | 1 | |
| UNION SUD AFR | 11 | | MALAISIE FED | 6 | 2 | GRECE | 8 | 2 | |
| ETATS UNIS | 275 | | | | | MAROC | 12 | 5 | |
| CHYPRE | 17 | | 054 | | | ALGERIE | 16 | 5 | |
| LIBAN | 7 | | LEGUMES PLANTES TUBERC ALIMENT | | | EGYPTE | 1 | 1 | |
| IRAK | 14 | | GEMUESE PFLANZEN KNOLLFN'F ERN | | | KENYA OUGANDA | 34 | 9 | |
| IRAN | 20 | | M O N D E | T | 1 721 | 91 | UNION SUD AFR | 49 | 11 |
| ISRAEL | 5 | | FRANCE | 16 | 7 | ETATS UNIS | 111 | 30 | |
| ADEN | 64 | | BELGIQUE LUXBG | 1 | 1 | ISRAEL | 8 | 2 | |
| PAKISTAN | 47 | | PAYS BAS | 15 | 1 | ADEN | 221 | 29 | |
| UNION INDIENNE | 199 | | ITALIE | 16 | 2 | UNION INDIENNE | 126 | 47 | |
| CEYLAN MALDIVES | 3 | | EGYPTE | 99 | 7 | CEYLAN MALDIVES | 4 | 3 | |
| CHINE CONTINENT | 45 | | ETHIOPIE | 1 546 | 72 | CHINE CONTINENT | 66 | 44 | |
| JAPON | 18 | | LIBAN | 25 | 2 | JAPON | 34 | 15 | |
| FORMOSE | 1 | | | | | FORMOSE | 3 | 1 | |
| THAILANDE | 210 | | 055 | | | MALAISIE FED | 183 | 36 | |
| PHILIPPINES | 1 | | PREPARAT ET CONSERV DE LEGUMES | | | AUSTRALIE | 12 | 5 | |
| MALAISIE FED | 38 | | ZUBEREITUNGEN A GEMUESE USW | | | | | | |
| AUSTRALIE | 5 | | M O N D E | T | 313 | 34 | 112 | | |
| | | | FRANCE | 23 | 9 | BOISSONS ALCOOLIQUES | | | |
| 001 | | | BELGIQUE LUXBG | 6 | 1 | ALKOHOLISCHE GETRAENKE | | | |
| ANIMAUX VIVANTS | | | ROYAUME UNI | 2 | 1 | M O N D E | T | 2 804 | |
| LEBENDE TIERE | | | ETHIOPIE | 213 | 15 | FRANCE | 285 | 524 | |
| M O N D E | T | 33 | KENYA OUGANDA | 8 | 2 | BELGIQUE LUXBG | 6 | 1 | |
| ETHIOPIE | 32 | 8 | ETATS UNIS | 36 | 2 | PAYS BAS | 1 442 | 182 | |
| | | | UNION INDIENNE | 4 | 3 | ALLEMAGNE RF | 182 | 25 | |
| 013 | | | | | | ITALIE | 42 | 7 | |
| PREP ET CONSERVES DE VIANDE | | | 061 | | | ROYAUME UNI | 166 | 104 | |
| FLEISCHZUBEREITUNGEN KONSERVEN | | | SUCRE ET MIEL | | | DANEMARK | 27 | 4 | |
| M O N D E | T | 37 | ZUCKER UND HONIG | | | PORTUGAL | 323 | 62 | |
| FRANCE | 17 | 42 | M O N D E | T | 3 865 | 316 | ESPAGNE | 126 | 15 |
| PAYS BAS | 5 | 6 | FRANCE | 74 | 8 | MAROC | 9 | 3 | |
| ALLEMAGNE RF | 1 | 1 | BELGIQUE LUXBG | 5 | 1 | ALGERIE | 77 | 9 | |
| ROYAUME UNI | 1 | 2 | ALLEMAGNE RF | 283 | 26 | EGYPTE | 7 | 1 | |
| DANEMARK | 11 | 12 | YUGOSLAVIE | 14 | 1 | ETATS UNIS | 2 | 2 | |
| SOMALIE RFP | 1 | 1 | TURQUIE | 20 | 2 | CHYPRE | 110 | 15 | |
| | | | POLOGNE | 131 | 10 | | | | |
| 042 | | | TCHECOSLOVAQUIE | 503 | 42 | 122 | | | |
| RIZ | | | HONGRIE | 1 100 | 85 | TABACS MANUFACTURES | | | |
| REIS | | | ETHIOPIE | 440 | 31 | TABAKWAREN | | | |
| M O N D E | T | 3181 | ETATS UNIS | 16 | 1 | M O N D E | T | 458 | |
| FRANCE | 248 | 403 | UNION INDIENNE | 1 269 | 107 | FRANCE | 14 | 705 | |
| ETATS UNIS | 318 | 35 | CHINE CONTINENT | 10 | 1 | FRANCE | 52 | 22 | |
| ADEN | 184 | 29 | | | | PAYS BAS | 52 | 66 | |
| PAKISTAN | 361 | 47 | 071 | | | ROYAUME UNI | 279 | 453 | |
| UNION INDIENNE | 237 | 36 | CAFE | | | ALGERIE | 76 | 75 | |
| JAPON | 26 | 3 | KAFFEE | | | ETATS UNIS | 34 | 86 | |
| THAILANDE | 1 807 | 210 | M O N D E | T | 52 | 41 | UNION INDIENNE | 2 | 1 |
| | | | | | | PHILIPPINES | 1 | 1 | |
| 045 | | | | | | | | | |
| AUTRES CEREALES | | | | | | 2 4 | | | |
| ANDERES GETREIDE | | | | | | MATIERES PREMIERES | | | |
| M O N D E | T | 8 948 | | | | ROHSTOFFE | | | |
| SOUDAN | 3 906 | 230 | | | | M O N D E | | 3 47 | |

Werte : 1000 \$ — Mengen : Tonnes falls nicht anders vermerkt (Abkürzungen siehe Anhang)
Y : siehe im Anhang Anmerkungen zu den Waren

Valeurs : 1000 \$ — Quantités : Tonnes sauf indication contraire (Voir abréviations en Annexe)
Y : voir notes par produits en Annexe

Tab. 2

import 1961

Französische Somaliküste

Côte Française des Somalis

| WAREN - PRODUIT | | | WAREN - PRODUIT | | | WAREN - PRODUIT | | |
|-----------------------------------|------|------|--------------------|-----|------|--------------------|--|--|
| MENGE | | | MENGE | | | MENGE | | |
| QUANTITÉ | | | QUANTITÉ | | | QUANTITÉ | | |
| Einheit - Unité | | | Einheit - Unité | | | Einheit - Unité | | |
| WERTE | | | WERTE | | | WERTE | | |
| VALEUR | | | VALEUR | | | VALEUR | | |
| 1000 \$ | | | 1000 \$ | | | 1000 \$ | | |
| Ursprung - Origine | | | Ursprung - Origine | | | Ursprung - Origine | | |
| FRANCE | 27 | 69 | FRANCE | 365 | 515 | | | |
| PAYS BAS | 2 | 3 | ALLEMAGNE RF | 50 | 75 | | | |
| ALLEMAGNE RF | 3 | 4 | ITALIE | 21 | 27 | | | |
| ITALIE | 6 | 3 | ROYAUME UNI | 58 | 62 | | | |
| ROYAUME UNI | 1 | 2 | •• ALGERIE | 28 | 39 | | | |
| TCHÉCOSLOVAQUIE | 4 | 5 | EGYPTE | 4 | 1 | | | |
| EGYPTE | 1 | 1 | ETHIOPIE | 31 | 20 | | | |
| ETATS UNIS | 8 | 6 | KENYA OUGANDA | 5 | 4 | | | |
| ISRAEL | 2 | 2 | ETATS UNIS | 64 | 71 | | | |
| ADEN | 19 | 23 | ADEN | 5 | 4 | | | |
| UNION INDIENNE | 15 | 17 | | | | | | |
| CHINE CONTINENT | 20 | 34 | | | | | | |
| JAPON | 66 | 112 | | | | | | |
| | | | | | | | | |
| | | | | | | | | |
| 661 | | | | | | | | |
| CHAUX CEMENTS OUVR PR BATIMENT | | | | | | | | |
| KALK ZEMENT UND BAUSTOFFE | | | | | | | | |
| M O N D E T | 9771 | 168 | M O M D E T | 742 | 5337 | | | |
| FRANCE | 2144 | 44 | ETHIOPIE | 521 | 924 | | | |
| BELGIQUE LUXBG | 160 | 3 | NON SPECIFIES | 221 | 4413 | | | |
| ITALIE | 117 | 5 | | | | | | |
| POLOGNE | 200 | 2 | | | | | | |
| EGYPTE | 5639 | 87 | | | | | | |
| ISRAEL | 1495 | 27 | | | | | | |
| | | | | | | | | |
| Y | | | | | | | | |
| 679 | | | | | | | | |
| OUVRAGES FONTE FER ACIER NDA | | | | | | | | |
| WAREN A EISEN OD STAHL A N G | | | | | | | | |
| M O N D E T | 1059 | 182 | | | | | | |
| FRANCE | 105 | 27 | | | | | | |
| BELGIQUE LUXBG | 123 | 25 | | | | | | |
| ROYAUME UNI | 737 | 111 | | | | | | |
| JAPON | 88 | 18 | | | | | | |
| | | | | | | | | |
| | | | | | | | | |
| | | | | | | | | |
| 698 | | | | | | | | |
| AUT ART MANUF EN MET COMM NDA | | | | | | | | |
| AND BEARR WARFN A UNFDE METALL | | | | | | | | |
| M O N D E T | 5213 | 3187 | | | | | | |
| FRANCE | 2031 | 1906 | | | | | | |
| BELGIQUE LUXBG | 658 | 103 | | | | | | |
| PAYS BAS | 43 | 64 | | | | | | |
| ALLEMAGNE RF | 226 | 226 | | | | | | |
| ITALIE | 306 | 144 | | | | | | |
| ROYAUME UNI | 444 | 220 | | | | | | |
| NORVEGE | 1 | 1 | | | | | | |
| SUEDE | 16 | 6 | | | | | | |
| DANEMARK | 58 | 8 | | | | | | |
| SUISSE | 1 | 6 | | | | | | |
| AUTRICHE | 5 | 2 | | | | | | |
| TCHÉCOSLOVAQUIE | 4 | 5 | | | | | | |
| •• ALGERIE | 129 | 5 | | | | | | |
| EGYPTE | 27 | 1 | | | | | | |
| ETHIOPIE | 155 | 9 | | | | | | |
| KENYA OUGANDA | 37 | 17 | | | | | | |
| ETATS UNIS | 114 | 186 | | | | | | |
| ISRAEL | 33 | 11 | | | | | | |
| ADEN | 206 | 39 | | | | | | |
| UNION INDIENNE | 76 | 35 | | | | | | |
| CEYLAN MALDIVES | 4 | 3 | | | | | | |
| CHINE CONTINENT | 114 | 73 | | | | | | |
| JAPON | 528 | 96 | | | | | | |
| | | | | | | | | |
| | | | | | | | | |
| | | | | | | | | |
| | | | | | | | | |
| 7 | | | | | | | | |
| MACHINES ET MATERIEL DE TRANSPORT | | | | | | | | |
| MASCHINEN UND FAHRZEUGE | | | | | | | | |
| M O N D E T | | 819 | | | | | | |
| FRANCE | | 515 | | | | | | |
| ALLEMAGNE RF | | 75 | | | | | | |
| ITALIE | | 27 | | | | | | |
| ROYAUME UNI | | 62 | | | | | | |
| •• ALGERIE | | 39 | | | | | | |
| EGYPTE | | 1 | | | | | | |
| ETHIOPIE | | 20 | | | | | | |
| KENYA OUGANDA | | 4 | | | | | | |
| ETATS UNIS | | 71 | | | | | | |
| ADEN | | 4 | | | | | | |
| | | | | | | | | |
| | | | | | | | | |
| | | | | | | | | |
| 732 | | | | | | | | |
| VEHICULES AUTOMOBILES ROUTIERS | | | | | | | | |
| KRAFTFAHRZEUGE | | | | | | | | |
| M O N D E T | 632 | 819 | | | | | | |

Werte : 1000 \$ — Mengen : Tonnes falls nicht anders vermerkt (Abkürzungen siehe Anhang)

Y : siehe im Anhang Anmerkungen zu den Waren

Valeurs : 1000 \$ — Quantités : Tonnes sauf indication contraire (Voir abréviations en Annexe)

Y : voir notes par produits en Annexe

Tab. 2

import 1961

Somali Somalie

| WAREN - PRODUIT | | | MENGE QUANTITÉ | | | WERTE VALEUR | | | WAREN - PRODUIT | | | MENGE QUANTITÉ | | | WERTE VALEUR | | | WAREN - PRODUIT | | | MENGE QUANTITÉ | | | WERTE VALEUR | | |
|--|---|--|-----------------|----|--|---|-----|------|--|---|------|-----------------|------|--------|---------------|--|-----|---|----|--|-----------------|--|--|--------------|--|--|
| Origine - Origine | | | Einheit - Unité | | | 1000 \$ | | | Origine - Origine | | | Einheit - Unité | | | 1000 \$ | | | Origine - Origine | | | Einheit - Unité | | | 1000 \$ | | |
| 0 1 PROD ALIMENTAIRES BOISSONS NOURNUNG UND GENUSSMITTEL | | | | | | | | | 024 FROMAGE ET CAILLEBOTTE KÄESE UND QUARK | | | | | | | | | 047 SEMOULE FARINE AUTRES CEREALES GRIESS UND MEHL A AND GETREIDE | | | | | | | | |
| M O N D E | | | 4459 | | | M O N D E | T | 38 | 51 | M O N D E | T | 5 | 2 | | | | | | | | | | | | | |
| FRANCE | | | 6 | | | ITALIE | | 37 | 50 | ITALIE | | 5 | 2 | | | | | | | | | | | | | |
| PAYS BAS | | | 38 | | | ADEN | | 1 | 1 | | | | | | | | | | | | | | | | | |
| ALLEMAGNE RF | | | 30 | | | 025 OEUFS D OISEAUX VOGELFIER | | | | | | | | | | | | | | | | | | | | |
| ITALIE | | | 2221 | | | M O N D E | T | 3 | 3 | M O N D E | T | 2181 | 408 | | | | | | | | | | | | | |
| ROYAUME UNI | | | 188 | | | KENYA OUGANDA | | 3 | 3 | ITALIE | | 2173 | 404 | | | | | | | | | | | | | |
| DANEMARK | | | 2 | | | 031 POISSONS FISCH | | | | | | | | | ROYAUME UNI | | | 2 | 1 | | | | | | | |
| SUISSE | | | 1 | | | M O N D E | T | 2 | 1 | DANEMARK | | | 2 | 1 | | | | | | | | | | | | |
| PORTUGAL | | | 1 | | | ITALIE | | 2 | 1 | KENYA OUGANDA | | | 3 | 1 | | | | | | | | | | | | |
| TURQUIE | | | 13 | | | 032 PREP CONSERV POISSONS ET CRUST FISCHZUBEREITUNGEN U KONSERVEN | | | | | | | | | ADEN | | | 2 | 1 | | | | | | | |
| U R S S | | | 2 | | | M O N D E | T | 8 | 6 | 051 FRUITS FRAIS NOIX SAUF OLIVAGIN OBST UND SUEDFR FRISCH NUESSF | | | | | | | | | | | | | | | | |
| TCHECOSLOVAQUIE | | | 10 | | | ITALIE | | 6 | 5 | M O N D E | T | 82 | 28 | | | | | | | | | | | | | |
| EGYPTE | | | 44 | | | PORTUGAL | | 2 | 1 | ITALIE | | 64 | 23 | | | | | | | | | | | | | |
| CONGO LEO | | | 7 | | | 041 FROMENT EPFAUTRE MFTFIL WEIZEN SPELZ UND HENCKORN | | | | | | | | | KENYA OUGANDA | | | 7 | 2 | | | | | | | |
| ETHIOPIE | | | 7 | | | M O N D E | T | 31 | 4 | ZANZIBAR PEMBA | | | 13 | 1 | | | | | | | | | | | | |
| COTE D'IVOIRE | | | 1 | | | ADEN | | 28 | 4 | ARABIE SAOUDITE | | | 1679 | 116 | | | | | | | | | | | | |
| KENYA OUGANDA | | | 615 | | | 042 RIZ REIS | | | | | | | | | ADEN | | | 215 | 19 | | | | | | | |
| TANGANYKA | | | 12 | | | M O N D E | T | 5989 | 748 | UNION INDIENNE | | | 3 | 1 | | | | | | | | | | | | |
| ZANZIBAR PEMBA | | | 17 | | | ITALIE | | 630 | 98 | JAPON | | | 2 | 1 | | | | | | | | | | | | |
| RHODESIE NYASSA | | | 17 | | | EGYPTE | | 200 | 26 | MALAISIE FFD | | | 9 | 2 | | | | | | | | | | | | |
| ETATS UNIS | | | 118 | | | KENYA OUGANDA | | 60 | 14 | SINGAPOUR | | | 29 | 9 | | | | | | | | | | | | |
| CANADA | | | 86 | | | ZANZIBAR PEMBA | | 23 | 4 | 052 FRUITS SECHEES OU DESHYDRATEES TROCKENFRUCHTE | | | | | | | | | | | | | | | | |
| ARABIE SAOUDITE | | | 121 | | | ETATS UNIS | | 230 | 36 | M O N D E | T | 1928 | 144 | | | | | | | | | | | | | |
| ADEN | | | 457 | | | ARABIE SAOUDITE | | 28 | 3 | ITALIE | | 5 | 3 | | | | | | | | | | | | | |
| UNION INDIENNE | | | 225 | | | ADEN | | 1094 | 256 | KENYA OUGANDA | | | 11 | 1 | | | | | | | | | | | | |
| CYLAN MALDIVES | | | 10 | | | UNION INDIENNE | | 820 | 131 | ZANZIBAR PEMBA | | | 13 | 1 | | | | | | | | | | | | |
| CHINE CONTINENT | | | 1 | | | THAILANDE | | 2004 | 182 | ARABIE SAOUDITE | | | 1679 | 116 | | | | | | | | | | | | |
| JAPON | | | 8 | | | 044 MAIS MAIS | | | | | | | | | ADEN | | | 215 | 19 | | | | | | | |
| HONG KONG | | | 4 | | | M O N D E | T | 309 | 11 | UNION INDIENNE | | | 3 | 1 | | | | | | | | | | | | |
| THAILANDE | | | 182 | | | KENYA OUGANDA | | 272 | 9 | JAPON | | | 11 | 2 | | | | | | | | | | | | |
| MALAISIE FED | | | 2 | | | ZANZIBAR PEMBA | | 23 | 1 | KENYA OUGANDA | | | 251 | 40 | | | | | | | | | | | | |
| SINGAPOUR | | | 9 | | | ADEN | | 5 | 1 | ZANZIBAR PEMBA | | | 9 | 1 | | | | | | | | | | | | |
| AUSTRALIE | | | 1 | | | 045 AUTRES CEREALES ANDERES GETREIDE | | | | | | | | | ADEN | | | 27 | 3 | | | | | | | |
| 001 ANIMAUX VIVANTS LEBENDE TIERE | | | | | | | | | 046 SEMOULE ET FARINE DE FROMENT GRIESS UND MEHL AUS WEIZEN | | | | | | | | | 053 PREP ET CONSERVES DE FRUITS OBST SUEDFR ZUBEREIT KONSERVEN | | | | | | | | |
| M O N D E | T | | 32 | 3 | M O N D E | T | 187 | 16 | M O N D E | T | 215 | 70 | | | | | | | | | | | | | | |
| KENYA OUGANDA | | | 32 | 3 | ZANZIBAR PEMBA | | 22 | 2 | ITALIE | | 101 | 42 | | | | | | | | | | | | | | |
| 011 VIANDE FRAICHE REFRIG CONGEELE FLEISCH FRISCH GEFUEHLT GEFER | | | | | | | | | ARABIE SAOUDITE | | | 59 | 11 | | | | | | | | | | | | | |
| M O N D E | T | | 5 | 4 | ADEN | | | 36 | 5 | KENYA OUGANDA | | | 15 | 5 | | | | | | | | | | | | |
| KENYA OUGANDA | | | 5 | 4 | UNION INDIENNE | | | 28 | 3 | JAPON | | | 2 | 1 | | | | | | | | | | | | |
| 012 VIANDES ETC SECHEES SALES FUMES FLEISCH USW EINFACH ZUBEREITET | | | | | | | | | ADEN | | | 1094 | 256 | | | | | | | | | | | | | |
| M O N D E | T | | 3 | 7 | UNION INDIENNE | | | 820 | 131 | MALAISIE FFD | | | 9 | 2 | | | | | | | | | | | | |
| ITALIE | | | 3 | 7 | THAILANDE | | | 2004 | 182 | SINGAPOUR | | | 29 | 9 | | | | | | | | | | | | |
| 013 PREP ET CONSERVES DE VIANDE FLEISCHZUBEREITUNGEN KONSERVEN | | | | | | | | | 054 LEGUMES PLANTES TUBERC ALIMENT GEMUESE PFLANZEN KHOLEN F ERN | | | | | | | | | | | | | | | | | |
| M O N D E | T | | 16 | 27 | M O N D E | T | 309 | 11 | M O N D E | T | 1067 | 107 | | | | | | | | | | | | | | |
| ITALIE | | | 15 | 25 | KENYA OUGANDA | | 272 | 9 | ITALIE | | 223 | 30 | | | | | | | | | | | | | | |
| DANEMARK | | | 1 | 1 | ZANZIBAR PEMBA | | 23 | 1 | TURQUIE | | 362 | 13 | | | | | | | | | | | | | | |
| 022 LAIT ET CREME DE LAIT MILCH UND RAHM | | | | | | | | | ADEN | | | 5 | 1 | | | | | | | | | | | | | |
| M O N D E | T | | 701 | 57 | 045 AUTRES CEREALES ANDERES GETREIDE | | | | | | | | | EGYPTE | | | 180 | 17 | | | | | | | | |
| ITALIE | | | 6 | 5 | M O N D E | T | 187 | 16 | ETHIOPIE | | | 11 | 2 | | | | | | | | | | | | | |
| KENYA OUGANDA | | | 11 | 1 | ZANZIBAR PEMBA | | 22 | 2 | KENYA OUGANDA | | | 251 | 40 | | | | | | | | | | | | | |
| ETATS UNIS | | | 518 | 38 | ARABIE SAOUDITE | | 20 | 1 | ZANZIBAR PEMBA | | | 9 | 1 | | | | | | | | | | | | | |
| CANADA | | | 174 | 12 | ADEN | | 145 | 13 | ADEN | | | 27 | 3 | | | | | | | | | | | | | |
| 023 BEURRE BUTTER | | | | | | | | | 055 PREPARAT ET CONSERV DE LEGUMES ZUBEREITUNGEN A GEMUESE USW | | | | | | | | | | | | | | | | | |
| M O N D E | T | | 22 | 23 | M O N D E | T | 772 | 246 | M O N D E | T | 772 | 246 | | | | | | | | | | | | | | |
| ITALIE | | | 2 | 3 | PAYS BAS | | | 1 | 1 | PAYS BAS | | | 1 | 1 | | | | | | | | | | | | |
| KENYA OUGANDA | | | 18 | 18 | ITALIE | | | 693 | 226 | ITALIE | | | 693 | 226 | | | | | | | | | | | | |
| AUSTRALIE | | | 1 | 1 | KENYA OUGANDA | | | 23 | 5 | KENYA OUGANDA | | | 23 | 5 | | | | | | | | | | | | |
| | | | | | | | | | TANGANYKA | | | 28 | 4 | | | | | | | | | | | | | |
| | | | | | | | | | ZANZIBAR PEMBA | | | 4 | 1 | | | | | | | | | | | | | |
| | | | | | | | | | ADEN | | | 22 | 8 | | | | | | | | | | | | | |
| | | | | | | | | | 061 SUCRE ET MIEL ZUCKER UND HONIG | | | | | | | | | | | | | | | | | |
| | | | | | | | | | M O N D E | T | | 798 | 119 | | | | | | | | | | | | | |

Werte: 1000 \$ — Mengen: Tonnes falls nicht anders vermerkt (Abkürzungen siehe Anhang)
Y: siehe im Anhang Anmerkungen zu den Waren

Valeurs: 1000 \$ — Quantités: Tonnes sauf indication contraire (Voir abréviations en Annexe)
Y: voir notes par produits en Annexe

Tab. 2

import 1961

| WAREN - PRODUIT | MENGE QUANTITÉ | WERTE VALEUR | WAREN - PRODUIT | MENGE QUANTITÉ | WERTE VALEUR | WAREN - PRODUIT | MENGE QUANTITÉ | WERTE VALEUR |
|------------------------------|-------------------|-----------------|--------------------------------|-------------------|-----------------|--------------------------------|-------------------|-----------------|
| ↳ Ursprung - Origine | ↳ Einheit - Unité | ↳ 1000 \$ | ↳ Ursprung - Origine | ↳ Einheit - Unité | ↳ 1000 \$ | ↳ Ursprung - Origine | ↳ Einheit - Unité | ↳ 1000 \$ |
| ITALIE | 7 | 4 | 091 | | | 211 | | |
| KENYA OUGANDA | 12 | 2 | MARGARINE ET GRAISSES ALIMENT | | | PEAUX BRUTES SAUF PELLTERIES | | |
| ZANZIBAR PEMBA | 17 | 2 | MARGARINE UND AND SPFISEFETTE | | | HAEUTE UND FELLE ROH | | |
| ETATS UNIS | 4 | 1 | M O N D E T | 7 | 3 | M O N D E T | 11 | 5 |
| ADEN | 726 | 102 | ITALIE | 3 | 2 | ETHIOPIE | 9 | 4 |
| UNION INDIENNE | 20 | 4 | KENYA OUGANDA | 4 | 2 | KENYA OUGANDA | 2 | 1 |
| CHINE CONTINENT | 4 | 1 | | | | | | |
| JAPON | 7 | 2 | | | | | | |
| | | | 099 | | | 212 | | |
| 062 | | | PREPARATIONS ALIMENTAIRES NDA | | | PELLTERIES BRUTES | | |
| PREPARATIONS A BASE DE SUCRE | | | NAHRUNGSMITTELZURFREIT A N G | | | PELZFELLE ROH | | |
| ZUCKERWAREN | | | M O N D E T | 141 | 81 | M O N D E T | 2 | 2 |
| M O N D E T | 273 | 127 | ITALIE | 57 | 42 | KENYA OUGANDA | 1 | 1 |
| PAYS BAS | 1 | 1 | ROYAUME UNI | 2 | 2 | | | |
| ITALIE | 244 | 114 | U R S S | 1 | 1 | | | |
| TCHECOSLOVAQUIE | 6 | 3 | KENYA OUGANDA | 69 | 27 | | | |
| KENYA OUGANDA | 5 | 3 | ETATS UNIS | 8 | 5 | 221 | | |
| ADEN | 13 | 4 | ADEN | 3 | 1 | GRAINES NOIX OLEAGINEUSES | | |
| JAPON | 4 | 2 | HONG KONG | 2 | 3 | OLESAATEN UND OELFRUCHTE | | |
| | | | | | | M O N D E T | 65 | 10 |
| 071 | | | 111 | | | ETHIOPIE | 21 | 3 |
| CAFE | | | BOISSONS N ALC SAUF JUS FRUITS | | | KENYA OUGANDA | 44 | 8 |
| KAFFEE | | | ALKOHOLFREIE GETRAENKE | | | | | |
| M O N D E T | 1524 | 181 | M O N D E T | 190 | 48 | 231 | | |
| ITALIE | 1 | 1 | ITALIE | 166 | 44 | CAOUTCHOUC BRUT NAT SYNT REGEN | | |
| CONGO LEO | 7 | 2 | KENYA OUGANDA | 16 | 2 | KAUTSCHUK | | |
| ETHIOPIE | 5 | 1 | ETATS UNIS | 5 | 2 | M O N D E T | 3 | 2 |
| KENYA OUGANDA | 1459 | 168 | | | | KENYA OUGANDA | 3 | 2 |
| TANGANYKA | 5 | 1 | 112 | | | | | |
| ETATS UNIS | 1 | 1 | BOISSONS ALCOOLIQUES | | | | | |
| ARABIE SAOUDITE | 6 | 1 | ALKOHOLISCHE GETRAENKE | | | | | |
| ADEN | 41 | 5 | M O N D E T | 763 | 292 | 242 | | |
| | | | FRANCE | 3 | 6 | BOIS RONDS BRUTS SIMPL EQUAR | | |
| 072 | | | PAYS BAS | 113 | 36 | ROHHOLZ RUND OD EINF BEHAUEN | | |
| CACAO | | | ALLEMAGNE RF | 97 | 30 | M O N D E T | 735 | 33 |
| KAKAO | | | ITALIE | 485 | 177 | ITALIE | 178 | 11 |
| M O N D E T | 1 | 1 | ROYAUME UNI | 13 | 18 | KENYA OUGANDA | 489 | 16 |
| ROYAUME UNI | 1 | 1 | U R S S | 1 | 1 | ZANZIBAR PEMBA | 67 | 5 |
| | | | TCHECOSLOVAQUIE | 25 | 7 | | | |
| 073 | | | ETHIOPIE | 14 | 4 | 243 | | |
| CHOCOLAT ET PREP AU CACAO | | | KENYA OUGANDA | 5 | 7 | BOIS FACONNES OU SIMPL TRAV | | |
| SCHOKOLADE U SCHOKOLADFAREN | | | ETATS UNIS | 1 | 2 | HOLZ FINFACH BEARBEITET | | |
| M O N D E T | 13 | 17 | ADEN | 4 | 3 | M O N D E T | 3155 | 411 |
| ITALIE | 12 | 16 | HONG KONG | 2 | 1 | ITALIE | 2908 | 389 |
| SUISSE | 1 | 1 | 121 | | | KENYA OUGANDA | 166 | 12 |
| | | | TABACS BRUTS ET DECHETS | | | UNION INDIENNE | 11 | 1 |
| 074 | | | ROHTABAK UND TABAKFAELLE | | | MALAISIE FED | 25 | 4 |
| THE ET MATF | | | M O N D E T | 1 | 1 | SINGAPOUR | 34 | 4 |
| TEE UND MATE | | | ITALIE | 1 | 1 | | | |
| M O N D E T | 657 | 413 | 122 | | | 251 | | |
| CONGO LEO | 8 | 5 | TABACS MANUFACTURES | | | PATES A PAPIER ET DECHETS | | |
| KENYA OUGANDA | 416 | 270 | TABAKWAREN | | | ZELLSTOFF UND PAPIFRABFAELLE | | |
| TANGANYKA | 13 | 7 | M O N D E T | 137 | 395 | M O N D E T | 699 | 67 |
| ZANZIBAR PEMBA | 4 | 3 | ITALIE | 97 | 205 | ITALIE | 647 | 63 |
| RHODESIE NYASSA | 203 | 118 | ROYAUME UNI | 31 | 166 | KENYA OUGANDA | 48 | 3 |
| ADEN | 2 | 2 | COTE FR SOMALI | 6 | 13 | | | |
| UNION INDIENNE | 1 | 1 | KENYA OUGANDA | 6 | 13 | 271 | | |
| CEYLAN MALDIVES | 9 | 9 | ADEN | 2 | 9 | ENGRAIS NATURELS | | |
| | | | | | | NATUERLICHE DUENGEMITTEL | | |
| 075 | | | 24 | | | M O N D E T | 77 | 5 |
| EPICES | | | MATIERES PREMIERES | | | KENYA OUGANDA | 77 | 5 |
| GEWUERZE | | | ROHSTOFFE | | | | | |
| M O N D E T | 200 | 117 | M O N D E T | 831 | | 276 | | |
| ITALIE | 5 | 16 | ITALIE | 612 | | AUTRES PRODUITS MINERAUX BRUTS | | |
| EYPTE | 1 | 1 | ROYAUME UNI | 3 | | ANDFRE MINERALISCHE ROHSTOFFE | | |
| KENYA OUGANDA | 2 | 3 | PORTUGAL | 2 | | M O N D E T | 339 | 24 |
| ZANZIBAR PEMBA | 2 | 1 | ETHIOPIE | 8 | | ITALIE | 235 | 17 |
| ADEN | 10 | 4 | KENYA OUGANDA | 101 | | ROYAUME UNI | 16 | 2 |
| UNION INDIENNE | 177 | 88 | TANGANYKA | 1 | | KENYA OUGANDA | 22 | 1 |
| CEYLAN MALDIVES | 1 | 1 | ZANZIBAR PEMBA | 69 | | ETATS UNIS | 63 | 3 |
| JAPON | 1 | 1 | ETATS UNIS | 3 | | | | |
| | | | ARABIE SAOUDITE | 1 | | | | |
| 081 | | | ADEN | 11 | | 291 | | |
| ALIMENTS POUR ANIMAUX | | | UNION INDIENNE | 3 | | MAT BRUTES ORIG ANIMALE NDA | | |
| FUTTERMITTEL | | | JAPON | 3 | | ROHSTOFFE TIER URSPRUNGS A N G | | |
| M O N D E T | 274 | 6 | MALAISIE FED | 4 | | M O N D E T | 1 | 1 |
| KENYA OUGANDA | 274 | 6 | SINGAPOUR | 5 | | ITALIE | 1 | 1 |

Werte: 1000 \$ — Mengen: Tonnen falls nicht anders vermerkt (Abkürzungen siehe Anhang)
Y: siehe im Anhang Anmerkungen zu den Waren

Valeurs: 1000 \$ — Quantités: Tonnes sauf indication contraire (Voir abréviations en Annexe)
Y: voir notes par produits en Annexe

Tab. 2

import 1961

Somali Somalie

| WAREN - PRODUIT | | | WAREN - PRODUIT | | | WAREN - PRODUIT | | |
|--|-----------------|--------------|---|-----------------|--------------|--|-----------------|--------------|
| MENGES QUANTITÉ | | WERTE VALEUR | MENGES QUANTITÉ | | WERTE VALEUR | MENGES QUANTITÉ | | WERTE VALEUR |
| 1000 \$ | | | 1000 \$ | | | 1000 \$ | | |
| Ursprung - Origine | Einheit - Unité | | Ursprung - Origine | Einheit - Unité | | Ursprung - Origine | Einheit - Unité | |
| 292 MAT FRUTES ORIG VEGETALES NDA ROHSTOFFE PFL URSPRUNGS A N G | | | U R S S | | | 551 HUILES ESSENTIELLES PROD AROMA AETHERISCHES OEFLE U RIECHSTOFFE | | |
| M O N D E | T | 166 | 29 | | | M O N D E | T | 1 |
| ITALIE | | 30 | 6 | | | FRANCE | | 1 |
| ETHIOPIE | | 18 | 1 | | | ITALIE | | 1 |
| KENYA OUGANDA | | 78 | 10 | | | 553 PARFUMERIE ET PROD DE BEAUTE RIECH UND SCHONHEITSMITTEL | | |
| ZANZIBAR PEMBA | | 25 | 2 | | | M O N D E | T | 81 |
| ARABIE SAOUDITE | | 2 | 1 | | | FRANCE | | 1 |
| ADEN | | 3 | 3 | | | PAYS BAS | | 1 |
| UNION INDIENNE | | 4 | 2 | | | ALLEMAGNE RF | | 7 |
| JAPON | | 6 | 3 | | | ITALIE | | 55 |
| 3 PRODUITS ENERGETIQUES BRENNSTOFFE | | | 512 PRODUITS CHIMIQUES ORGANIQUES ORGANISCHE CHEM ERZEUGNISSE | | | ROYAUME UNI | | 10 |
| M O N D E | | 858 | | | | SUISSE | | 1 |
| ITALIE | | 29 | | | | EGYPTE | | 1 |
| KENYA OUGANDA | | 16 | | | | ADEN | | 3 |
| ETATS UNIS | | 74 | | | | JAPON | | 5 |
| IRAN | | 410 | | | | 554 SAVONS PRODUITS D ENTRTIEN SEIFFEN PUTZ UND WASHMITTEL | | |
| ARABIE SAOUDITE | | 315 | | | | M O N D E | T | 311 |
| ADEN | | 13 | | | | ITALIE | | 195 |
| 332 PRODUITS DERIVES DU PETROLE ERDOELDESTILLATIONSERZEUGNISSE | | | 514 AUTRES PROD CHIM INORGANIQUES AND ANORGAN CHEM ERZEUGNISSE | | | ROYAUME UNI | | 82 |
| M O N D E | T | 19851 | 841 | | | KENYA OUGANDA | | 7 |
| ITALIE | | 53 | 12 | | | ETATS UNIS | | 3 |
| KENYA OUGANDA | | 98 | 16 | | | ADEN | | 18 |
| ETATS UNIS | | 221 | 74 | | | JAPON | | 6 |
| IRAN | | 10079 | 410 | | | 561 ENGRAIS MANUFACTURES CHEMISCHE DUENGMITTEL | | |
| ARABIE SAOUDITE | | 9025 | 315 | | | M O N D E | T | 1865 |
| ADEN | | 372 | 13 | | | ITALIE | | 1848 |
| 341 GAZ NATURELS ET GAZ D USINE ERDGAS UND INDUSTRIEGAS | | | 521 GOUDRONS MINER DERIV CHIM BRUT TFER UND TFERERZEUGNISSE | | | ETATS UNIS | | 16 |
| M O N D E | T | 104 | 17 | | | 571 EXPLOSIFS SPRENGSTOFFE | | |
| ITALIE | | 104 | 17 | | | M O N D E | T | 9 |
| 421 HUILES VEGETALES FIXES DOUCES FETTE PFLANZL OELF MILD | | | 532 EXTRAITS COLORANTS FARB U GERSTOFFAUSZUEBE USW | | | ITALIE | | 6 |
| M O N D E | T | 252 | 151 | | | ROYAUME UNI | | 3 |
| ITALIE | | 170 | 123 | | | TCHECOSLOVAQUIE | | 1 |
| ROYAUME UNI | | 3 | 1 | | | ETATS UNIS | | 1 |
| KENYA OUGANDA | | 75 | 26 | | | 599 PRODUITS CHIMIQUES NDA CHEMISCHE ERZEUGNISSE A N G | | |
| ADEN | | 3 | 1 | | | M O N D E | T | 109 |
| 422 AUTRES HUILES VEGETALES FIXES ANDERE FETTE PFLANZLICHE OELF | | | 533 PIGMENTS PEINTURES VERNIS PIGMENTE FARBEN LACKE USW | | | FRANCE | | 33 |
| M O N D E | T | 293 | 91 | | | PAYS BAS | | 1 |
| ITALIE | | 3 | 2 | | | ITALIE | | 38 |
| PORTUGAL | | 9 | 2 | | | ROYAUME UNI | | 26 |
| KENYA OUGANDA | | 48 | 16 | | | KENYA OUGANDA | | 5 |
| TANGANYKA | | 6 | 1 | | | ETATS UNIS | | 3 |
| ZANZIBAR PEMBA | | 208 | 62 | | | 611 CUIRS LEDER | | |
| ADEN | | 17 | 7 | | | M O N D E | T | 1 |
| SINGAPOUR | | 2 | 1 | | | 612 ARTICLES MANUFACT EN CUIR NDA WAREN A LEDER KUNSTLEDER A N G | | |
| 568 AUTRES PRODUITS INDUSTRIELS ANDERE INDUSTRIELLE ERZEUGNISSE | | | 541 PRODUITS MEDICIN ET PHARMACEUT MEDIZIN U PHARM ERZEUGNISSE | | | M O N D E | T | 2 |
| M O N D E | | 9610 | | | | ITALIE | | 1 |
| FRANCE | | 32 | | | | KENYA OUGANDA | | 1 |
| BELGIQUE LUXBG | | 70 | | | | ADEN | | 1 |
| PAYS BAS | | 20 | | | | UNION INDIENNE | | 3 |
| ALLEMAGNE RF | | 113 | | | | JAPON | | 4 |
| ITALIE | | 5269 | | | | M O N D E | | |
| ROYAUME UNI | | 299 | | | | FRANCE | | 8 |
| NORVEGE | | 2 | | | | ITALIE | | 7 |
| SUEDE | | 7 | | | | KENYA OUGANDA | | 1 |
| DANEMARK | | 3 | | | | ADEN | | 1 |
| SUISSE | | 43 | | | | M O N D E | | |
| ESPAGNE | | 3 | | | | FRANCE | | 35 |
| | | | | | | ITALIE | | 120 |
| | | | | | | ROYAUME UNI | | 8 |
| | | | | | | SUISSE | | 1 |
| | | | | | | U P S S | | 1 |
| | | | | | | KENYA OUGANDA | | 3 |
| | | | | | | UNION SUD AFR | | 5 |
| | | | | | | ETATS UNIS | | 7 |
| | | | | | | ADEN | | 1 |
| | | | | | | UNION INDIENNE | | 1 |
| | | | | | | JAPON | | 4 |
| | | | | | | M O N D E | T | 148 |
| | | | | | | ALLEMAGNE RF | | 5 |
| | | | | | | ITALIE | | 396 |
| | | | | | | ROYAUME UNI | | 8 |
| | | | | | | SUISSE | | 1 |
| | | | | | | U P S S | | 1 |
| | | | | | | KENYA OUGANDA | | 3 |
| | | | | | | UNION SUD AFR | | 5 |
| | | | | | | ETATS UNIS | | 7 |
| | | | | | | ADEN | | 1 |
| | | | | | | UNION INDIENNE | | 1 |
| | | | | | | JAPON | | 4 |
| | | | | | | M O N D E | T | 485 |
| | | | | | | ALLEMAGNE RF | | 5 |
| | | | | | | ITALIE | | 396 |
| | | | | | | ROYAUME UNI | | 8 |
| | | | | | | SUISSE | | 1 |
| | | | | | | U P S S | | 1 |
| | | | | | | KENYA OUGANDA | | 3 |
| | | | | | | UNION SUD AFR | | 5 |
| | | | | | | ETATS UNIS | | 7 |
| | | | | | | ADEN | | 1 |
| | | | | | | UNION INDIENNE | | 1 |
| | | | | | | JAPON | | 4 |
| | | | | | | M O N D E | T | 148 |
| | | | | | | ALLEMAGNE RF | | 5 |
| | | | | | | ITALIE | | 396 |
| | | | | | | ROYAUME UNI | | 8 |
| | | | | | | SUISSE | | 1 |
| | | | | | | U P S S | | 1 |
| | | | | | | KENYA OUGANDA | | 3 |
| | | | | | | UNION SUD AFR | | 5 |
| | | | | | | ETATS UNIS | | 7 |
| | | | | | | ADEN | | 1 |
| | | | | | | UNION INDIENNE | | 1 |
| | | | | | | JAPON | | 4 |
| | | | | | | M O N D E | T | 485 |
| | | | | | | ALLEMAGNE RF | | 5 |
| | | | | | | ITALIE | | 396 |
| | | | | | | ROYAUME UNI | | 8 |
| | | | | | | SUISSE | | 1 |
| | | | | | | U P S S | | 1 |
| | | | | | | KENYA OUGANDA | | 3 |
| | | | | | | UNION SUD AFR | | 5 |
| | | | | | | ETATS UNIS | | 7 |
| | | | | | | ADEN | | 1 |
| | | | | | | UNION INDIENNE | | 1 |
| | | | | | | JAPON | | 4 |
| | | | | | | M O N D E | T | 485 |
| | | | | | | ALLEMAGNE RF | | 5 |
| | | | | | | ITALIE | | 396 |
| | | | | | | ROYAUME UNI | | 8 |
| | | | | | | SUISSE | | 1 |
| | | | | | | U P S S | | 1 |
| | | | | | | KENYA OUGANDA | | 3 |
| | | | | | | UNION SUD AFR | | 5 |
| | | | | | | ETATS UNIS | | 7 |
| | | | | | | ADEN | | 1 |
| | | | | | | UNION INDIENNE | | 1 |
| | | | | | | JAPON | | 4 |
| | | | | | | M O N D E | T | 485 |
| | | | | | | ALLEMAGNE RF | | 5 |
| | | | | | | ITALIE | | 396 |
| | | | | | | ROYAUME UNI | | 8 |
| | | | | | | SUISSE | | 1 |
| | | | | | | U P S S | | 1 |
| | | | | | | KENYA OUGANDA | | 3 |
| | | | | | | UNION SUD AFR | | 5 |
| | | | | | | ETATS UNIS | | 7 |
| | | | | | | ADEN | | 1 |
| | | | | | | UNION INDIENNE | | 1 |
| | | | | | | JAPON | | 4 |
| | | | | | | M O N D E | T | 485 |
| | | | | | | ALLEMAGNE RF | | 5 |
| | | | | | | ITALIE | | 396 |
| | | | | | | ROYAUME UNI | | 8 |
| | | | | | | SUISSE | | 1 |
| | | | | | | U P S S | | 1 |
| | | | | | | KENYA OUGANDA | | 3 |
| | | | | | | UNION SUD AFR | | 5 |
| | | | | | | ETATS UNIS | | 7 |
| | | | | | | ADEN | | 1 |
| | | | | | | UNION INDIENNE | | 1 |
| | | | | | | JAPON | | 4 |
| | | | | | | M O N D E | T | 485 |
| | | | | | | ALLEMAGNE RF | | 5 |
| | | | | | | ITALIE | | 396 |
| | | | | | | ROYAUME UNI | | 8 |
| | | | | | | SUISSE | | 1 |
| | | | | | | U P S S | | 1 |
| | | | | | | KENYA OUGANDA | | 3 |
| | | | | | | UNION SUD AFR | | 5 |
| | | | | | | ETATS UNIS | | 7 |
| | | | | | | ADEN | | 1 |
| | | | | | | UNION INDIENNE | | 1 |
| | | | | | | JAPON | | 4 |

Werte: 1000 \$ — Mengen: Tonnes falls nicht anders vermerkt (Abkürzungen siehe Anhang)

Y: siehe im Anhang Anmerkungen zu den Waren

Valeurs: 1000 \$ — Quantités: Tonnes sauf indication contraire (Voir abréviations en Annexe)

Y: voir notes par produits en Annexe

Tab. 2

import 1961

| WAREN - PRODUIT | | | MENGE | | WERTE | | WAREN - PRODUIT | | | MENGE | | WERTE | | WAREN - PRODUIT | | | MENGE | | WERTE | | | |
|--|--|--|------------------|--|------------------|--|---|--|--|------------------|--|------------------|--|---|--|--|------------------|--|------------------|--|-----|--|
| Origine - Origine | | | Quantité - Unité | | Valeur - 1000 \$ | | Origine - Origine | | | Quantité - Unité | | Valeur - 1000 \$ | | Origine - Origine | | | Quantité - Unité | | Valeur - 1000 \$ | | | |
| 621 DÉMI-PRODUITS EN CAOUTCHOUC HALBERZEUGNISSE AUS KAUTSCHUK | | | | | | | 651 FILS DE MATIÈRES TEXTILES GARTE AUS SPINNSTOFFEN | | | | | | | ITALIE | | | 7334 | | 127 | | | |
| M O N D E | | | T | | 3 | | M O N D E | | | T | | 164 | | ROYAUME UNI | | | 111 | | 7 | | | |
| ITALIE | | | 2 | | 2 | | ITALIE | | | 126 | | 213 | | EGYPTE | | | 708 | | 130 | | | |
| ETATS UNIS | | | 1 | | 1 | | KENYA OUGANDA | | | 16 | | 4 | | KENYA OUGANDA | | | 1468 | | 44 | | | |
| | | | | | | | ADEN | | | 6 | | 6 | | ETATS UNIS | | | 42 | | 0 | | | |
| | | | | | | | UNION INDIENNE | | | 15 | | 25 | | ADEN | | | 73 | | 7 | | | |
| 629 ART MANUFACT EN CAOUTCHOUC NPA BEARB KAREN A KAUTSCHUK A N C | | | | | | | 652 TISSUS COTON SAUF TISSUS SPEC KONWOLLGEWEBE | | | | | | | 662 PIECES DE CONSTR EN MAT CERAM BAUMATERIAL AUS KERAM STOFFEN | | | | | | | | |
| M O N D E | | | T | | 229 | | M O N D E | | | T | | 1688 | | M O N D E | | | T | | 804 | | 61 | |
| FRANCE | | | 4 | | 5 | | PAYS BAS | | | 4 | | 15 | | ITALIE | | | 761 | | 56 | | | |
| ALLEMAGNE RF | | | 14 | | 23 | | ITALIE | | | 199 | | 305 | | ROYAUME UNI | | | 5 | | 1 | | | |
| ITALIE | | | 153 | | 213 | | ROYAUME UNI | | | 11 | | 23 | | TCHECOSLOVAQUIE | | | 39 | | 3 | | | |
| ROYAUME UNI | | | 33 | | 49 | | EGYPTE | | | 434 | | 438 | | | | | | | | | | |
| SUISSE | | | 3 | | 3 | | KENYA OUGANDA | | | 9 | | 12 | | | | | | | | | | |
| ESPAGNE | | | 3 | | 3 | | ADEN | | | 390 | | 365 | | | | | | | | | | |
| KENYA OUGANDA | | | 7 | | 3 | | UNION INDIENNE | | | 483 | | 557 | | | | | | | | | | |
| ETATS UNIS | | | 3 | | 6 | | JAPON | | | 155 | | 329 | | | | | | | | | | |
| ADEN | | | 1 | | 2 | | HONG KONG | | | 1 | | 2 | | | | | | | | | | |
| JAPON | | | 7 | | 12 | | | | | | | | | | | | | | | | | |
| 631 BOIS ARTIF ET TRAVAILLES NDA FURNIERE KUNSTHOLZ DCK A N C | | | | | | | 653 AUTRES TISSUS SAUF SPECIAUX ANDERE GEWEBE | | | | | | | 665 VERRERIE GLASWAREN | | | | | | | | |
| M O N D E | | | T | | 89 | | M O N D E | | | T | | 194 | | M O N D E | | | T | | 595 | | 92 | |
| ITALIE | | | 89 | | 12 | | ITALIE | | | 38 | | 69 | | ITALIE | | | 519 | | 62 | | | |
| | | | | | | | ROYAUME UNI | | | 4 | | 5 | | SUEDE | | | 5 | | 1 | | | |
| | | | | | | | KENYA OUGANDA | | | 2 | | 4 | | TCHECOSLOVAQUIE | | | 5 | | 4 | | | |
| | | | | | | | ADEN | | | 52 | | 94 | | UNION SUD AFR | | | 24 | | 1 | | | |
| | | | | | | | UNION INDIENNE | | | 4 | | 4 | | ETATS UNIS | | | 42 | | 25 | | | |
| | | | | | | | JAPON | | | 95 | | 183 | | | | | | | | | | |
| 672 ARTICLES MANUFACT EN BOIS NDA BEARBEITETE WAREN A HOLZ A N C | | | | | | | 654 TULLES DENTELLES BRODERIES ETC TUELL SPITZEN BAFNDR USW | | | | | | | 666 ARTICLES EN MATIER CERAMIQUES FEINKERAMISCHE ERZEUGNISSE | | | | | | | | |
| M O N D E | | | T | | 2235 | | M O N D E | | | T | | 1 | | M O N D E | | | T | | 68 | | 29 | |
| ALLEMAGNE RF | | | 3 | | 5 | | ITALIE | | | 1 | | 2 | | ITALIE | | | 38 | | 17 | | | |
| ITALIE | | | 2100 | | 249 | | ROYAUME UNI | | | 1 | | 3 | | TCHECOSLOVAQUIE | | | 5 | | 1 | | | |
| ROYAUME UNI | | | 5 | | 3 | | KENYA OUGANDA | | | 70 | | 5 | | KENYA OUGANDA | | | 2 | | 1 | | | |
| NORVEGE | | | 15 | | 2 | | ZANZIBAR PEMBA | | | 5 | | 1 | | CHINE CONTINENT | | | 7 | | 3 | | | |
| SUEDE | | | 5 | | 1 | | ETATS UNIS | | | 2 | | 2 | | JAPON | | | 13 | | 2 | | | |
| KENYA OUGANDA | | | 81 | | 8 | | UNION INDIENNE | | | 3 | | 1 | | HONG KONG | | | 2 | | 3 | | | |
| ZANZIBAR PEMBA | | | 1 | | 1 | | JAPON | | | 1 | | 3 | | | | | | | | | | |
| ETATS UNIS | | | 11 | | 4 | | | | | | | | | | | | | | | | | |
| ADEN | | | 6 | | 1 | | | | | | | | | | | | | | | | | |
| HONG KONG | | | 8 | | 6 | | | | | | | | | | | | | | | | | |
| 637 ARTICLES MANUFACTURES EN LIÈGE BEARBEITETE WAREN AUS KORK | | | | | | | 655 TISSUS SPECIAUX ARTIC ASSIMIL SPEZIALGEWEBE UND ERZEUGNISSE | | | | | | | M O N D E | | | T | | 68 | | 29 | |
| M O N D E | | | T | | 8 | | M O N D E | | | T | | 635 | | ITALIE | | | 581 | | 164 | | 177 | |
| ITALIE | | | 2 | | 1 | | ITALIE | | | 1 | | 1 | | ROYAUME UNI | | | 2 | | 164 | | 177 | |
| SUEDE | | | 5 | | 1 | | ROYAUME UNI | | | 1 | | 2 | | KENYA OUGANDA | | | 1 | | 2 | | 1 | |
| | | | | | | | KENYA OUGANDA | | | 70 | | 5 | | CHINE CONTINENT | | | 7 | | 3 | | | |
| | | | | | | | ZANZIBAR PEMBA | | | 5 | | 1 | | JAPON | | | 13 | | 2 | | | |
| | | | | | | | ETATS UNIS | | | 2 | | 2 | | HONG KONG | | | 2 | | 3 | | | |
| | | | | | | | UNION INDIENNE | | | 3 | | 1 | | | | | | | | | | |
| | | | | | | | JAPON | | | 1 | | 1 | | | | | | | | | | |
| 641 PAPIERS ET CARTONS PAPIER UND PAPPE | | | | | | | 656 ARTICLES EN MAT TEXTILES NDA SPINNSTOFFWAREN A N C | | | | | | | 669 OUVRAGES FONTE FER ACIER NDA WAREN A EISEN OD STAHL A N C | | | | | | | | |
| M O N D E | | | T | | 971 | | M O N D E | | | T | | 182 | | M O N D E | | | T | | 2438 | | 581 | |
| ALLEMAGNE RF | | | 1 | | 1 | | ITALIE | | | 35 | | 32 | | BELGIQUE LUXBO | | | 253 | | 60 | | 60 | |
| ITALIE | | | 885 | | 179 | | KENYA OUGANDA | | | 12 | | 10 | | ALLEMAGNE RF | | | 16 | | 4 | | 4 | |
| ROYAUME UNI | | | 1 | | 1 | | ETATS UNIS | | | 7 | | 1 | | ITALIE | | | 1777 | | 412 | | 412 | |
| KENYA OUGANDA | | | 72 | | 5 | | ADEN | | | 4 | | 3 | | ROYAUME UNI | | | 4 | | 1 | | 1 | |
| TANGANYKA | | | 6 | | 2 | | UNION INDIENNE | | | 119 | | 60 | | KENYA OUGANDA | | | 77 | | 19 | | 19 | |
| ETATS UNIS | | | 1 | | 1 | | JAPON | | | 5 | | 4 | | ETATS UNIS | | | 271 | | 74 | | 74 | |
| ADEN | | | 1 | | 1 | | | | | | | | | ADEN | | | 2 | | 1 | | 1 | |
| JAPON | | | 4 | | 1 | | | | | | | | | JAPON | | | 37 | | 9 | | 9 | |
| 642 ARTICLES EN PAPIER OU CARTON WAREN AUS PAPIER ODER PAPPE | | | | | | | 657 COUV PARQUETS TAPIS TAPISSERIE FUSSRODENBELAEGE TEPPEICHE USW | | | | | | | 681 ARGENT ET PLATINE ETC SILBER PLATIN USW | | | | | | | | |
| M O N D E | | | T | | 1542 | | M O N D E | | | T | | 13 | | M O N D E | | | T | | 1 | | 2 | |
| BELGIQUE LUXBO | | | 1 | | 1 | | PAYS BAS | | | 4 | | 1 | | ITALIE | | | 1 | | 1 | | 2 | |
| ITALIE | | | 1391 | | 353 | | ITALIE | | | 2 | | 6 | | | | | | | | | | |
| SUEDE | | | 22 | | 3 | | UK S S | | | 1 | | 1 | | | | | | | | | | |
| KENYA OUGANDA | | | 93 | | 23 | | IRAN | | | 1 | | 3 | | | | | | | | | | |
| ETATS UNIS | | | 24 | | 7 | | ADEN | | | 1 | | 3 | | | | | | | | | | |
| ADEN | | | 1 | | 1 | | JAPON | | | 4 | | 1 | | | | | | | | | | |
| JAPON | | | 2 | | 1 | | | | | | | | | | | | | | | | | |
| HONG KONG | | | 9 | | 1 | | | | | | | | | | | | | | | | | |
| 661 CHARG CEMENTS OUVR PR BATIMENT BAU ZEMENT UND BAUSTOFFE | | | | | | | 682 CUIVRE KUPFER | | | | | | | M O N D E | | | T | | 1 | | 2 | |
| M O N D E | | | T | | 12767 | | M O N D E | | | T | | 12767 | | ITALIE | | | 1 | | 1 | | 2 | |

Werte : 1000 \$ — Mengen : Tonnes falls nicht anders vermerkt (Abkürzungen siehe Anhang)
Y : siehe im Anhang Anmerkungen zu den Waren

Valeurs : 1000 \$ — Quantités : Tonnes sauf indication contraire (Voir abréviations en Annexe)
Y : voir notes par produits en Annexe

Tab. 2

import 1961

Somali Somalie

| WAREN - PRODUIT | | | WERTE | | | WAREN - PRODUIT | | | WERTE | | | WAREN - PRODUIT | | | WERTE | | |
|--------------------|-----------------------------------|---|-----------------|---|--|--------------------------------|---|-----|--------------------------------|---|-----|--------------------|----|--|-----------------|--|--|
| Ursprung - Origine | | | Einheit - Unité | | | Ursprung - Origine | | | Einheit - Unité | | | Ursprung - Origine | | | Einheit - Unité | | |
| | | | 1000 \$ | | | | | | 1000 \$ | | | | | | 1000 \$ | | |
| 684 | ALUMINIUM | | | | | HONG KONG | | 9 | FRANCE | | 14 | 13 | | | | | |
| | ALUMINIUM | | | | | MALAISIE FED | | 11 | PAYS BAS | | 1 | 1 | | | | | |
| | | | | | | SINGAPOUR | | 1 | ITALIE | | 184 | 332 | | | | | |
| | | | | | | AUSTRALIE | | 2 | ROYAUME UNI | | 5 | 16 | | | | | |
| | M O N D E | T | 5 | 6 | | | | | AUTRICHE | | | 1 | | | | | |
| | ITALIE | | 1 | 1 | | 711 | | | KENYA OUGANDA | | 14 | 37 | | | | | |
| | ROYAUME UNI | | 1 | 1 | | CHAUDIÈRES ET MOT NON FLECTR | | | TANGANYKA | | 25 | 5 | | | | | |
| | UNION INDIENNE | | 1 | 1 | | DAMPFKESSEL U NICHTFLEKT MOTOR | | | ETATS UNIS | | 165 | 278 | | | | | |
| | JAPON | | 2 | 3 | | | | | ADEN | | 4 | 5 | | | | | |
| 685 | PLOMB | | | | | M O N D E | T | 119 | 722 | | | | | | | | |
| | BLEI | | | | | ALLEMAGNE RF | | 3 | MACH FLEKT APPAR POUR COUPURF | | | | | | | | |
| | | | | | | ITALIE | | 76 | ELEKTR MASCH U SCHALTGERATE | | | | | | | | |
| | | | | | | ROYAUME UNI | | 3 | | | | | | | | | |
| | | | | | | AUTRICHE | | 7 | M O N D E | T | 11 | 28 | | | | | |
| | | | | | | U R S S | | 1 | ITALIE | | 11 | 17 | | | | | |
| | | | | | | TCHÉCOSLOVAQUIE | | 1 | ETATS UNIS | | | 10 | | | | | |
| | | | | | | KENYA OUGANDA | | 7 | | | | | | | | | |
| | | | | | | ETATS UNIS | | 22 | | | | | | | | | |
| | | | | | | ADEN | | 1 | | | | | | | | | |
| 686 | ZINC | | | | | | | | 723 | | | | | | | | |
| | ZINK | | | | | 712 | | | FILS CABLES ISOLAT FIC P ELEC | | | | | | | | |
| | | | | | | TRACTEURS MACH ET APPAR AGRICO | | | DRAFTE KABEL ISOLATORFN F EL | | | | | | | | |
| | | | | | | SCHLEPPER MASCHIN APP F LANDW | | | M O N D E | T | 30 | 35 | | | | | |
| | | | | | | | | | ITALIE | | 29 | 34 | | | | | |
| | | | | | | M O N D E | T | 329 | ROYAUME UNI | | 1 | 1 | | | | | |
| | | | | | | ALLEMAGNE RF | | 1 | | | | | | | | | |
| | | | | | | ITALIE | | 256 | | | | | | | | | |
| | | | | | | ROYAUME UNI | | 13 | | | | | | | | | |
| | | | | | | TCHÉCOSLOVAQUIE | | 4 | 724 | | | | | | | | |
| | | | | | | KENYA OUGANDA | | 18 | APPAR POUR TELECOMMUNICATIONS | | | | | | | | |
| | | | | | | ETATS UNIS | | 36 | APP F TELEGR TELEPHON FERSEH | | | | | | | | |
| | | | | | | ADEN | | 1 | | | | | | | | | |
| | | | | | | JAPON | | 2 | M O N D E | T | 22 | 72 | | | | | |
| 687 | ETAIN | | | | | | | | PAYS BAS | | 2 | 11 | | | | | |
| | ZINN | | | | | 714 | | | ALLEMAGNE RF | | 2 | 9 | | | | | |
| | | | | | | MACHINES DE BUREAU | | | ITALIE | | 4 | 24 | | | | | |
| | | | | | | BUEROMASCHINEN | | | ROYAUME UNI | | 1 | 4 | | | | | |
| | | | | | | | | | U R S S | | | 1 | 1 | | | | |
| | | | | | | M O N D E | T | 13 | KENYA OUGANDA | | 8 | 3 | | | | | |
| | | | | | | ITALIE | | 10 | ETATS UNIS | | 2 | 9 | | | | | |
| | | | | | | TCHÉCOSLOVAQUIE | | 1 | ADEN | | 1 | 6 | | | | | |
| | | | | | | KENYA OUGANDA | | 2 | CHINE CONTINENT | | 10 | 1 | 1 | | | | |
| | | | | | | ETATS UNIS | | 1 | JAPON | | 1 | 5 | | | | | |
| | | | | | | ADEN | | 1 | | | | | | | | | |
| 689 | AUTRES MET COMMUNS NON FERREUX | | | | | 715 | | | 725 | | | | | | | | |
| | ANDERE UNEDLE NE METALLE | | | | | MACH POUR TRAVAIL DES METAUX | | | APPARFELS FLECTRODOMESTIQUES | | | | | | | | |
| | | | | | | METALLBEARBEITUNGSMASCHINEN | | | ELEKTRISCHF HAUSHALTSGERAETE | | | | | | | | |
| | | | | | | | | | M O N D E | T | 55 | 80 | | | | | |
| | | | | | | M O N D E | T | 2 | PAYS BAS | | | 1 | | | | | |
| | | | | | | ITALIE | | 1 | ALLEMAGNE RF | | 2 | 4 | | | | | |
| | | | | | | TCHÉCOSLOVAQUIE | | 1 | ITALIE | | 30 | 48 | | | | | |
| | | | | | | KENYA OUGANDA | | 2 | ROYAUME UNI | | 4 | 7 | | | | | |
| | | | | | | ETATS UNIS | | 1 | SUEDE | | 1 | 1 | | | | | |
| | | | | | | ADEN | | 1 | U R S S | | 2 | 1 | | | | | |
| | | | | | | JAPON | | 2 | KENYA OUGANDA | | 3 | 4 | | | | | |
| | | | | | | | | | ETATS UNIS | | 9 | 12 | | | | | |
| | | | | | | | | | ADEN | | 2 | 2 | | | | | |
| 698 | AUT ART MANUF EN MET COMM NDA | | | | | 717 | | | 726 | | | | | | | | |
| | AND BFARB WARFN A UNFDL METALL | | | | | MACH PR TEXT CUIR MAC A COUDRE | | | APP FLEC MFIDICALE FT RADIOLOG | | | | | | | | |
| | | | | | | MASCH F TEXTIL LFDR NAFHMASCH | | | APP F ELEKTROMEDIZIN RFSTRAHL | | | | | | | | |
| | | | | | | | | | M O N D E | T | 1 | 2 | | | | | |
| | | | | | | M O N D E | T | 8 | ITALIE | | 1 | 2 | | | | | |
| | | | | | | ITALIE | | 6 | | | | | | | | | |
| | | | | | | ROYAUME UNI | | 1 | | | | | | | | | |
| | | | | | | ADEN | | 1 | | | | | | | | | |
| 7 | MACHINES ET MATERIEL DE TRANSPORT | | | | | 718 | | | 729 | | | | | | | | |
| | MASCHINEN UND FAHRZEUGE | | | | | MACH PR AUT INDUS SPECIALISEES | | | MACH ET APP ELECTRIQUES N D A | | | | | | | | |
| | | | | | | MASCH F RESOND GEN INDUSTRIEN | | | ELEKTR MASCHINEN U APP A N G | | | | | | | | |
| | | | | | | | | | M O N D E | T | 293 | 358 | | | | | |
| | | | | | | M O N D E | T | 66 | FRANCE | | | 2 | | | | | |
| | | | | | | FRANCE | | 3 | PAYS BAS | | 1 | 2 | | | | | |
| | | | | | | ITALIE | | 34 | ALLEMAGNE RF | | 3 | 7 | | | | | |
| | | | | | | ROYAUME UNI | | 1 | ITALIE | | 167 | 216 | | | | | |
| | | | | | | KENYA OUGANDA | | 1 | ROYAUME UNI | | 7 | 16 | | | | | |
| | | | | | | ETATS UNIS | | 28 | U R S S | | | 1 | | | | | |
| | | | | | | | | | TCHÉCOSLOVAQUIE | | | 1 | | | | | |
| | | | | | | | | | EGYPTE | | | 1 | | | | | |
| | | | | | | | | | KENYA OUGANDA | | | 24 | 22 | | | | |
| | | | | | | | | | ZANZIBAR PEMBA | | | 1 | 1 | | | | |
| | | | | | | | | | ETATS UNIS | | | 12 | 42 | | | | |
| | | | | | | | | | ISRAEL | | | 2 | 5 | | | | |
| | | | | | | | | | ADEN | | | 25 | 16 | | | | |
| | | | | | | | | | | | | | | | | | |

Werte : 1000 \$ — Mengen : Tonnes falls nicht anders vermerkt (Abkürzungen siehe Anhang)
Y : siehe im Anhang Anmerkungen zu den Waren

Valeurs : 1000 \$ — Quantités : Tonnes sauf indication contraire (Voir abréviations en Annexe)
Y : voir notes par produits en Annexe

Tab. 2

Import 1961

| WAREN - PRODUIT | | | WERTE | | | WAREN - PRODUIT | | | WERTE | | | WAREN - PRODUIT | | | WERTE | | | | | | | |
|--------------------------------|--|--|-----------------|------|--------------------------------|--------------------------------|--|---|-----------------|---------------------------|-----------------|--------------------------------|---|-----|-------------------------------|-------------------|-----|------------------------------|--|------------------------------|---|--|
| Ursprung - Origine | | | MENGE QUANTITÉ | | | Ursprung - Origine | | | MENGE QUANTITÉ | | | Ursprung - Origine | | | MENGE QUANTITÉ | | | | | | | |
| | | | Einheit - Unité | | | | | | Einheit - Unité | | | | | | Einheit - Unité | | | | | | | |
| | | | 1000 \$ | | | | | | 1000 \$ | | | | | | 1000 \$ | | | | | | | |
| JAPON | | | 22 | 11 | ZANZIBAR PEMBA | | | 2 | 1 | ITALIE | | | 3 | 17 | | | | | | | | |
| HONG KONG | | | 7 | 5 | ETATS UNIS | | | 6 | 6 | ROYAUME UNI | | | 2 | 2 | | | | | | | | |
| MALAISIE FED | | | 19 | 11 | ADEN | | | 4 | 3 | U R S S | | | 1 | 24 | | | | | | | | |
| SINGAPOUR | | | 1 | 1 | HONG KONG | | | 5 | 6 | EGYPTE | | | 2 | 2 | | | | | | | | |
| 731 | | | | | 831 | | | | | SOUDAN | | | 1 | 1 | | | | | | | | |
| VEHICULES POUR VOIES FERRÉES | | | | | ARTI VOYAGE SACS A MAIN ET SIM | | | | | ETHIOPIE | | | 1 | 5 | | | | | | | | |
| SCHIENENFAHRZEUGE | | | | | REISFARTIKEL TAESCHNERW U DGL | | | | | KENYA OUGANDA | | | 1 | 4 | | | | | | | | |
| M O N D E | | | T | 2 | 3 | M O N D E | | | T | 13 | 21 | ETATS UNIS | | | 9 | 83 | | | | | | |
| ITALIE | | | | 2 | 3 | ITALIE | | | | 6 | 9 | ADEN | | | 1 | 1 | | | | | | |
| 732 | | | | | ROYAUME UNI | | | | 4 | 8 | UNION INDIENNE | | | 2 | 10 | | | | | | | |
| VEHICULES AUTOMOBILES ROUTIERS | | | | | JAPON | | | | 1 | 2 | CHINE CONTINENT | | | 1 | 1 | | | | | | | |
| KRAFTFAHRZEUGE | | | | | 841 | | | | | HONG KONG | | | 1 | 2 | | | | | | | | |
| M O N D E | | | T | 1309 | 1554 | VETEMENTS | | | | | 864 | | | | | | | | | | | |
| FRANCE | | | | 1 | 1 | BFLKLIDUNG | | | | | HORLOGERIE | | | | | | | | | | | |
| BELGIQUE LUXBO | | | | 1 | 1 | M O N D E | | | T | 538 | 474 | UHREN | | | | | | | | | | |
| ALLEMAGNE RF | | | | 59 | 80 | ITALIE | | | | 266 | 254 | M O N D E | | | T | 3 | | | | | | |
| ITALIE | | | | 621 | 870 | ROYAUME UNI | | | | 5 | 12 | FRANCE | | | | 1 | | | | | | |
| ROYAUME UNI | | | | 193 | 232 | U R S S | | | | 1 | 1 | ITALIE | | | | 2 | | | | | | |
| U R S S | | | | 43 | 15 | HONGRIE | | | | 1 | 1 | SUISSE | | | | 34 | | | | | | |
| TCHECOSLOVAQUIE | | | | 1 | 1 | EGYPTE | | | | 8 | 10 | U R S S | | | | 1 | | | | | | |
| CHINA | | | | 1 | 1 | KENYA OUGANDA | | | | 175 | 10 | ADEN | | | | 4 | | | | | | |
| KENYA OUGANDA | | | | 257 | 144 | ETATS UNIS | | | | 2 | 3 | JAPON | | | | 1 | | | | | | |
| TANGANYKA | | | | 1 | 1 | ARABIE SAOUDITE | | | | 1 | 1 | 891 | | | | | | | | | | |
| ETATS UNIS | | | | 124 | 190 | ADEN | | | | 37 | 85 | INSTR MUSIQUE PHONOS DISQUES | | | | | | | | | | |
| ADEN | | | | 6 | 9 | UNION INDIENNE | | | | 3 | 15 | MUSIKINSTR PLATTENSCHALLPL | | | | | | | | | | |
| HONG KONG | | | | 1 | 4 | JAPON | | | | 40 | 80 | M O N D E | | | T | 2 | | | | | | |
| AUSTRALIE | | | | 1 | 2 | HONG KONG | | | | 1 | 2 | PAYS BAS | | | | 1 | | | | | | |
| 733 | | | | | 851 | | | | | ALLEMAGNE RF | | | | 1 | 6 | | | | | | | |
| VEHIC ROUT AUT QUF AUTOMOBILES | | | | | CHAUSSURES | | | | | ITALIE | | | | 1 | 1 | | | | | | | |
| STRASSENFAHRZEUGE O KRAFTANTR | | | | | SCHUHE | | | | | ROYAUME UNI | | | | 1 | 1 | | | | | | | |
| M O N D E | | | T | 30 | 35 | M O N D E | | | T | 155 | 174 | KENYA OUGANDA | | | | 1 | | | | | | |
| ITALIE | | | | 26 | 31 | ITALIE | | | | 15 | 38 | ETATS UNIS | | | | 1 | | | | | | |
| ETATS UNIS | | | | 2 | 3 | TCHECOSLOVAQUIE | | | | 25 | 22 | ROYAUME UNI | | | | 5 | | | | | | |
| 734 | | | | | EGYPTE | | | | 1 | 1 | U R S S | | | | 32 | | | | | | | |
| AFRONS | | | | | KENYA OUGANDA | | | | 8 | 10 | EGYPTE | | | | 12 | | | | | | | |
| LUFFFAHRZEUGE | | | | | TANGANYKA | | | | 7 | 4 | KENYA OUGANDA | | | | 1 | | | | | | | |
| M O N D E | | | T | 6 | 31 | ETATS UNIS | | | | 11 | 14 | ETATS UNIS | | | | 10 | | | | | | |
| ITALIE | | | | 5 | 21 | ADEN | | | | 1 | 1 | ARABIE SAOUDITE | | | | 2 | | | | | | |
| ETATS UNIS | | | | 1 | 10 | UNION INDIENNE | | | | 83 | 79 | ADEN | | | | 3 | | | | | | |
| 812 | | | | | HONG KONG | | | | 3 | 4 | UNION INDIENNE | | | | 1 | | | | | | | |
| APP SANIT HYG CHAUFF ECLAIRAGE | | | | | 861 | | | | | APP SCIENTIF ET D OPTIQUE | | | | | 892 | | | | | | | |
| SANITAER U HYG ARTKI HFIZK USM | | | | | FEINHECH U OPT ERZFUGNISSE | | | | | M O N D E | | | T | 144 | 181 | OUVRAGES IMPRIMES | | | | | | |
| M O N D E | | | T | 52 | 53 | M O N D E | | | T | 24 | 104 | PAYS BAS | | | | 2 | 1 | DRUCKERFIERZEUGNISSE | | | | |
| ALLEMAGNE RF | | | | 12 | 15 | ALLEMAGNE RF | | | | 1 | 4 | ALLEMAGNE RF | | | | 4 | 2 | M O N D E | | | | |
| ITALIE | | | | 19 | 18 | ITALIE | | | | 13 | 61 | ITALIE | | | | 72 | 116 | ROYAUME UNI | | | | |
| ROYAUME UNI | | | | 8 | 6 | ROYAUME UNI | | | | 1 | 1 | ROYAUME UNI | | | | 5 | 7 | U R S S | | | | |
| KENYA OUGANDA | | | | 8 | 6 | SUEDE | | | | 1 | 1 | U R S S | | | | 32 | 2 | EGYPTE | | | | |
| ETATS UNIS | | | | 3 | 3 | SUISSE | | | | 1 | 1 | KENYA OUGANDA | | | | 12 | 13 | KENYA OUGANDA | | | | |
| JAPON | | | | 4 | 4 | U R S S | | | | 1 | 5 | ETATS UNIS | | | | 1 | 4 | ETATS UNIS | | | | |
| 821 | | | | | 862 | | | | | ARABIE SAOUDITE | | | | 2 | 2 | ADEN | | | | 3 | 8 | |
| MEUBLES | | | | | FOURNITURES PHOTOCINEMA | | | | | UNION INDIENNE | | | | 1 | 1 | UNION INDIENNE | | | | 1 | 1 | |
| MOERFL | | | | | PHOTOCHIMISCHE ERZFUGNISSE | | | | | 894 | | | | | VOIT ENFANTS ART SPORT JOUFTS | | | | | KINDERWAGEN SPORTART SPIELZG | | |
| M O N D E | | | T | 268 | 194 | M O N D E | | | T | 5 | 24 | M O N D E | | | T | 16 | 59 | M O N D E | | | | |
| FRANCE | | | | 1 | 1 | ALLEMAGNE RF | | | | 2 | 2 | ALLEMAGNE RF | | | | 86 | 66 | ITALIE | | | | |
| ALLEMAGNE RF | | | | 4 | 5 | ITALIE | | | | 3 | 13 | ITALIE | | | | 39 | 39 | ROYAUME UNI | | | | |
| ITALIE | | | | 194 | 121 | ROYAUME UNI | | | | 2 | 2 | ROYAUME UNI | | | | 2 | 2 | EGYPTE | | | | |
| ROYAUME UNI | | | | 1 | 1 | KENYA OUGANDA | | | | 2 | 2 | KENYA OUGANDA | | | | 1 | 2 | KENYA OUGANDA | | | | |
| DANFMARK | | | | 1 | 3 | ETATS UNIS | | | | 1 | 2 | ETATS UNIS | | | | 29 | 10 | ADEN | | | | |
| SUISSE | | | | 1 | 2 | JAPON | | | | 1 | 3 | ADEN | | | | 5 | 6 | HONG KONG | | | | |
| TCHECOSLOVAQUIE | | | | 14 | 20 | HONG KONG | | | | 2 | 3 | JAPON | | | | 2 | 4 | 895 | | | | |
| EGYPTE | | | | 12 | 9 | 863 | | | | | | ARTICLES DE BUREAU | | | | | | BUEROBEDARF | | | | |
| KENYA OUGANDA | | | | 24 | 16 | FILMS CINEMA IMPRES ET DEVELOP | | | | | | M O N D E | | | T | 86 | 66 | M O N D E | | | | |
| 821 | | | | | KINOFILME RELICHTET ENTWICKELT | | | | | ITALIE | | | | 39 | 39 | ITALIE | | | | | | |
| M O N D E | | | T | 19 | 152 | M O N D E | | | T | 19 | 152 | ROYAUME UNI | | | | 2 | 2 | ROYAUME UNI | | | | |
| FRANCE | | | | 1 | 1 | ITALIE | | | | 3 | 13 | EGYPTE | | | | 1 | 1 | EGYPTE | | | | |
| ALLEMAGNE RF | | | | 4 | 5 | ROYAUME UNI | | | | 2 | 2 | KENYA OUGANDA | | | | 1 | 2 | KENYA OUGANDA | | | | |
| ITALIE | | | | 194 | 121 | KENYA OUGANDA | | | | 2 | 2 | ETATS UNIS | | | | 29 | 10 | ADEN | | | | |
| ROYAUME UNI | | | | 1 | 1 | ETATS UNIS | | | | 1 | 3 | ADEN | | | | 5 | 6 | HONG KONG | | | | |
| DANFMARK | | | | 1 | 3 | JAPON | | | | 1 | 3 | JAPON | | | | 2 | 4 | 897 | | | | |
| SUISSE | | | | 1 | 2 | 863 | | | | | | BIJOUTERIE JOAILLERIE ORFÈVRES | | | | | | SCHMUCK GOLD UND SILBERWAREN | | | | |
| TCHECOSLOVAQUIE | | | | 14 | 20 | FILMS CINEMA IMPRES ET DEVELOP | | | | | | M O N D E | | | T | 14 | 14 | M O N D E | | | | |
| EGYPTE | | | | 12 | 9 | KINOFILME RELICHTET ENTWICKELT | | | | | | ITALIE | | | | 14 | 14 | ITALIE | | | | |
| KENYA OUGANDA | | | | 24 | 16 | M O N D E | | | T | 19 | 152 | ROYAUME UNI | | | | 2 | 2 | ROYAUME UNI | | | | |

Werte: 1000 \$ — Mengen: Tonnen falls nicht anders vermerkt (Abkürzungen siehe Anhang)
Y: siehe im Anhang Anmerkungen zu den Waren

Valeurs: 1000 \$ — Quantités: Tonnes sauf indication contraire (Voir abréviations en Annexe)
Y: voir notes par produits en Annexe

Tab. 2

import 1961

Somali Somalie

| WAREN - PRODUIT | | | WAREN - PRODUIT | | | WAREN - PRODUIT | | |
|--------------------------------|---|-------------------|--------------------|--|-------------------|--------------------|--|-------------------|
| Ursprung - Origine | | MENGE QUANTITÉ | Ursprung - Origine | | MENGE QUANTITÉ | Ursprung - Origine | | MENGE QUANTITÉ |
| | | Einheit - Unité | | | Einheit - Unité | | | Einheit - Unité |
| | | 1000 \$ | | | 1000 \$ | | | 1000 \$ |
| 899 | | | | | | | | |
| ARTICLES MANUFACTURES NDA | | | | | | | | |
| BEARBEITETE WAREN A N C | | | | | | | | |
| M O N D E | T | 638 | | | | | | |
| ALLEMAGNE RF | | 2 | | | | | | 258 |
| ITALIE | | 510 | | | | | | 2 |
| ROYAUME UNI | | 4 | | | | | | 135 |
| SUISSE | | | | | | | | 8 |
| TCHECOSLOVAQUIE | | 10 | | | | | | 1 |
| EGYPTE | | | | | | | | 21 |
| KENYA OUGANDA | | 69 | | | | | | 1 |
| ETATS UNIS | | 6 | | | | | | 16 |
| ADEN | | 15 | | | | | | 12 |
| UNION INDIENNE | | 1 | | | | | | 24 |
| CHINE CONTINENT | | 2 | | | | | | 1 |
| JAPON | | 10 | | | | | | 6 |
| HONG KONG | | 5 | | | | | | 17 |
| | | | | | | | | 14 |
| 931 | | | | | | | | |
| MARCH EN RETOUR TRANSAC SPECIA | | | | | | | | |
| RUECKWAREN U PESOND FIN U AUSF | | | | | | | | |
| M O N D E | T | 375 | | | | | | 417 |
| BELGIQUE LUXBO | | 4 | | | | | | 2 |
| PAYS BAS | | 1 | | | | | | 1 |
| ALLEMAGNE RF | | 11 | | | | | | 17 |
| ITALIE | | 87 | | | | | | 115 |
| ROYAUME UNI | | 6 | | | | | | 10 |
| U R S S | | 149 | | | | | | 102 |
| TCHECOSLOVAQUIE | | | | | | | | 2 |
| TUNISIE | | 1 | | | | | | 1 |
| EGYPTE | | 14 | | | | | | 15 |
| GHANA | | 1 | | | | | | 10 |
| KENYA OUGANDA | | 17 | | | | | | 18 |
| ETATS UNIS | | 58 | | | | | | 83 |
| ARABIE SAOUDITE | | 3 | | | | | | 3 |
| ADEN | | 4 | | | | | | 9 |
| AFGHANISTAN | | 1 | | | | | | 1 |
| PAKISTAN | | 1 | | | | | | 4 |
| UNION INDIENNE | | 14 | | | | | | 19 |
| HONG KONG | | | | | | | | 1 |
| 951 | | | | | | | | |
| ARMURERIE MUNITIONS DE GUERRE | | | | | | | | |
| KRIEGSWAFFEN UND MUNITION | | | | | | | | |
| M O N D E | T | 3 | | | | | | 10 |
| ITALIE | | 2 | | | | | | 6 |
| ETATS UNIS | | | | | | | | 3 |

Werte : 1000 \$ — Mengen : Tonnes falls nicht anders vermerkt (Abkürzungen siehe Anhang)
 Y : siehe im Anhang Anmerkungen zu den Waren

Valeurs : 1000 \$ — Quantités : Tonnes sauf indication contraire (Voir abréviations en Annexe)
 Y : voir notes par produits en Annexe

Tab. 2

import 1961

Madagascar

République Malgache

| WAREN - PRODUIT | | | MENZE | | | WERTE | | | WAREN - PRODUIT | | | MENZE | | | WERTE | | | WAREN - PRODUIT | | | MENZE | | | WERTE | | |
|---|--|--|-----------------|--|--|---------|--|--|---|--|--|-----------------|--|--|---------|--|--|--|--|--|-----------------|--|--|---------|--|--|
| Ursprung - Origine | | | Einheit - Unité | | | 1000 \$ | | | Ursprung - Origine | | | Einheit - Unité | | | 1000 \$ | | | Ursprung - Origine | | | Einheit - Unité | | | 1000 \$ | | |
| 0 1 PROD ALIMENTAIRES BOISSONS TABAC NAHRUNGS UND GENUSSMITTEL | | | | | | | | | FRANCE 1285 585 PAYS BAS 2355 893 ITALIE 10 3 SUEDE 2 2 DANEMARK 42 16 SUISSE 8 9 ETATS UNIS 27 9 CANADA 15 1 | | | | | | | | | 047 SEMOULE FARINE AUTRES CEREALES GRIESS UND MEHL A AND GETREIDE | | | | | | | | |
| M O N D E T 14488 FRANCE 9842 BELGIQUE LUXBG 84 PAYS BAS 1521 ALLEMAGNE RF 37 ITALIE 142 ROYAUME UNI 160 IRLANDE 4 NORVEGE 7 SUEDE 8 DANEMARK 73 SUISSE 21 PORTUGAL 6 ESPAGNE 42 POLOGNE 15 TCHECOSLOVAQUIE 6 HONGRIE 4 MAROC 479 ..ALGERIE 1521 ..COTE IVOIRE 5 ..REUNION COM 19 RHODESIE NYASSA 55 UNION SUD AFR 57 AFR OR BRIT NS 16 ETATS UNIS 33 CANADA 1 CURA 1 DOMINICAINE REP 45 COLOMBIE 31 BRESIL 80 PARAGUAY 25 PTOM NEER AM 1 LIBAN 4 IRAK 1 ISRAEL 2 UNION INDIENNE 7 CEYLAN MALDIVES 17 CHINE CONTINENT 23 JAPON 10 JORMOSE 2 HONG KONG 6 VIETNAM NORD 21 VIETNAM SUD 2 INDONESIE 3 PTOM PORTUG AS 25 DIVERS NDA 19 2 | | | | | | | | | 023 BEURRE BUTTER M O N D E T 419 442 FRANCE 262 301 PAYS BAS 105 107 ITALIE 16 5 DANEMARK 1 1 UNION SUD AFR 20 15 AFR OR BRIT NS 14 12 | | | | | | | | | M O N D E T 1184 993 FRANCE 940 905 BELGIQUE LUXBG 15 13 PAYS BAS 179 46 ALLEMAGNE RF 1 1 ITALIE 11 5 ROYAUME UNI 5 6 SUEDE 2 2 DANEMARK 4 3 MAROC 6 3 ..ALGERIE 9 3 HONG KONG 10 4 PTOM PORTUG AS 3 2 | | | | | | | | |
| 001 ANIMAUX VIVANTS LEBENDE TIERE | | | | | | | | | 024 FROMAGE ET CAILLEBOTTE KAESE UND QUARK M O N D E T 370 449 FRANCE 338 414 PAYS BAS 20 18 ITALIE 1 2 DANEMARK 3 4 SUISSE 8 11 | | | | | | | | | 051 FRUITS FRAIS NOIX SAUF OLEAGIN OBST UND SUEDFR FRISCH NUESSE | | | | | | | | |
| M O N D E T 12 39 FRANCE 12 39 | | | | | | | | | 025 OEUFS D OISEAUX VCGELEIER M O N D E T 6 6 FRANCE 6 6 | | | | | | | | | M O N D E T 150 82 FRANCE 114 69 ..ALGERIE 2 1 UNION SUD AFR 21 11 | | | | | | | | |
| 011 VIANDE FRAICHE REFRIG CONGEELE FLEISCH FRISCH GEKUEHLT GEFR | | | | | | | | | 031 POISSONS FISCH M O N D E T 108 68 FRANCE 91 61 NORVEGE 16 5 ..REUNION COM 1 1 PTOM PORTUG AS 1 1 | | | | | | | | | 052 FRUITS SECHES OU DESHYDRATES TROCKENFRUECHTE | | | | | | | | |
| M O N D E T 12 4 FRANCE 12 4 | | | | | | | | | 032 PREP CONSERV POISSONS ET CRUST FISCHZUBEREITUNGEN U KONSERVEN | | | | | | | | | M O N D E T 59 28 FRANCE 36 25 LIBAN 22 3 | | | | | | | | |
| 012 VIANDES ETC SECHES SALES FUMES FLEISCH USW EINFACH ZUBEREITET | | | | | | | | | 033 PREP CONSERV POISSONS ET CRUST FISCHZUBEREITUNGEN U KONSERVEN | | | | | | | | | 053 PREP ET CONSERVES DE FRUITS OBST SUEDFR ZUBEREIT KONSERVEN | | | | | | | | |
| M O N D E T 5 9 FRANCE 5 9 | | | | | | | | | M O N D E T 533 307 FRANCE 70 54 PAYS BAS 42 15 ALLEMAGNE RF 4 6 NORVEGE 1 1 DANEMARK 3 5 PORTUGAL 2 1 MAROC 407 220 ..REUNION COM 2 3 HONG KONG 1 1 | | | | | | | | | M O N D E T 330 167 FRANCE 175 108 BELGIQUE LUXBG 3 2 PAYS BAS 24 14 ALLEMAGNE RF 10 4 DANEMARK 1 1 MAROC 14 6 ..ALGERIE 6 3 ..REUNION COM 1 1 UNION SUD AFR 86 23 ISRAEL 5 2 HONG KONG 1 1 PTOM PORTUG AS 1 1 | | | | | | | | |
| 013 PREP ET CONSERVES DE VIANDE FLEISCHZUBEREITUNGEN KONSERVEN | | | | | | | | | 041 FROMENT EPEAUTRE METEIL WEIZEN SPELZ UND MENCKORN | | | | | | | | | 054 LEGUMES PLANTES TUBERC ALIMENT GEMUESE PFLANZEN KNOLLEN FERN | | | | | | | | |
| M O N D E T 285 372 FRANCE 264 344 PAYS BAS 16 20 DANEMARK 5 7 MAROC 2 2 | | | | | | | | | M O N D E T 16 3 FRANCE 16 3 | | | | | | | | | M O N D E T 438 77 FRANCE 425 67 ALLEMAGNE RF 3 6 ..ALGERIE 5 1 ..REUNION COM 1 1 LIBAN 3 1 PTOM PORTUG AS 1 1 | | | | | | | | |
| 022 LAIT ET CREME DE LAIT MILCH UND RAHM | | | | | | | | | 045 AUTRES CEREALES ANDERES GETREIDE | | | | | | | | | 055 PREPARAT ET CONSERV DE LEGUMES ZUBEREITUNGEN A GEMUESE USW | | | | | | | | |
| M O N D E T 3744 1519 | | | | | | | | | M O N D E T 5 1 FRANCE 5 1 | | | | | | | | | M O N D E T 659 267 FRANCE 524 206 BELGIQUE LUXBG 15 5 PAYS BAS 9 3 ITALIE 55 20 HONGRIE 11 4 MAROC 5 2 | | | | | | | | |
| | | | | | | | | | 046 SEMOULE ET FARINE DE FROMENT GRIESS UND MEHL AUS WEIZEN | | | | | | | | | | | | | | | | | |
| | | | | | | | | | M O N D E T 15287 2167 FRANCE 15287 2167 | | | | | | | | | | | | | | | | | |

Werte : 1000 \$ — Mengen : Tonnes falls nicht anders vermerkt (Abkürzungen siehe Anhang)
Y : siehe im Anhang Anmerkungen zu den Waren

Valeurs : 1000 \$ — Quantités : Tonnes sauf indication contraire (Voir abréviations en Annexe)
Y : voir notes par produits en Annexe

Tab. 2

import 1961

| WAREN - PRODUIT | MENGE QUANTITÉ | WERTE VALEUR | WAREN - PRODUIT | MENGE QUANTITÉ | WERTE VALEUR | WAREN - PRODUIT | MENGE QUANTITÉ | WERTE VALEUR | |
|------------------------------|-------------------|-----------------|--------------------------------|-------------------|-----------------|--------------------------------|-------------------|-----------------|------|
| ↳ Ursprung - Origine | ↳ Einheit - Unité | 1000 \$ | ↳ Ursprung - Origine | ↳ Einheit - Unité | 1000 \$ | ↳ Ursprung - Origine | ↳ Einheit - Unité | 1000 \$ | |
| .. ALGERIE | 28 | 12 | 081 | | | PARAGUAY | | 58 | 25 |
| .. REUNION COM | 4 | 5 | ALIMENTS POUR ANIMAUX | | | IRAN | | 1 | 2 |
| PTOM NEER AM | 1 | 1 | FUTTERMITTEL | | | UNION INDIENNE | | 52 | 17 |
| JAPON | 2 | 3 | | | | INDONESIE | | 50 | 25 |
| HONG KONG | 2 | 3 | M O N D E T | 284 | 61 | | | | |
| PTOM PORTUG AS | 4 | 3 | FRANCE | 119 | 37 | | | | |
| | | | ROYAUME UNI | 8 | 1 | | | | |
| | | | MAROC | 91 | 15 | 122 | | | |
| | | | UNION SUD AFR | 49 | 6 | TABACS MANUFACTURES | | | |
| | | | DIVERS NDA | 15 | 2 | TABAKWAREN | | | |
| 061 | | | | | | M O N D E T | 300 | 781 | |
| SUCRE ET MIEL | | | 091 | | | FRANCE | 265 | 627 | |
| ZUCKER UND HÖNIG | | | MARGARINE ET GRAISSES ALIMENT | | | BELGIQUE LUXBG | 10 | 47 | |
| | | | MARGARINE UND AND SPEISEFETTE | | | PAYS BAS | 1 | 15 | |
| M O N D E T | 157 | 43 | | | | ROYAUME UNI | 9 | 44 | |
| FRANCE | 156 | 42 | M O N D E T | 309 | 149 | .. ALGERIE | 14 | 41 | |
| | | | FRANCE | 213 | 111 | ETATS UNIS | 1 | 5 | |
| | | | BELGIQUE LUXBG | 3 | 1 | CUBA | | 1 | |
| | | | PAYS BAS | 92 | 37 | | | | |
| 062 | | | | | | | | | |
| PREPARATIONS A BASE DE SUCRE | | | 099 | | | | | | |
| ZUCKERWAREN | | | PREPARATIONS ALIMENTAIRES NDA | | | | | | |
| M O N D E T | 701 | 486 | NAHHRUNGSMITTELZUBEREIT A N G | | | | | | |
| FRANCE | 538 | 396 | M O N D E T | 607 | 331 | 2 4 | | | |
| BELGIQUE LUXBG | 4 | 2 | FRANCE | 431 | 258 | MATIERES PREMIERES | | | |
| PAYS BAS | 106 | 60 | PAYS BAS | 3 | 2 | ROHSTOFFE | | | |
| ALLEMAGNE RF | 11 | 8 | ALLEMAGNE RF | 1 | 1 | M O N D E | | | 3129 |
| ITALIE | 1 | 1 | ROYAUME UNI | 2 | 3 | FRANCE | | | 1339 |
| DANEMARK | 1 | 1 | DANEMARK | 1 | 1 | BELGIQUE LUXBG | | | 16 |
| POLOGNE | 8 | 4 | SUISSE | 2 | 1 | PAYS BAS | | | 122 |
| TSCHECOSLOVAQUIE | 6 | 4 | MAROC | 4 | 14 | ALLEMAGNE RF | | | 10 |
| .. ALGERIE | 1 | 1 | .. ALGERIE | 123 | 28 | SUEDE | | | 85 |
| ISRAEL | 12 | 5 | .. REUNION COM | | | ESPAGNE | | | 2 |
| PTOM PORTUG AS | 9 | 5 | HONG KONG | 20 | 12 | .. ALGERIE | | | 8 |
| | | | VIETNAM NORD | 3 | 2 | .MALI | | | 5 |
| | | | VIETNAM SUD | 3 | 3 | .SENEGAL | | | 604 |
| | | | PTOM PORTUG AS | 13 | 6 | ZANZIBAR PEMBA | | | 25 |
| 071 | | | | | | .. REUNION COM | | | 281 |
| CAFE | | | | | | UNION SUD AFR | | | 25 |
| KAFFEE | | | | | | ETATS UNIS | | | 253 |
| | | | | | | ISRAEL | | | 4 |
| M O N D E T | 21 | 94 | | | | PAKISTAN | | | 343 |
| FRANCE | 21 | 94 | | | | UNION INDIENNE | | | 1 |
| | | | | | | JAPON | | | 1 |
| | | | | | | HONG KONG | | | 1 |
| 072 | | | | | | .OCEANIE FRANC | | | 5 |
| CACAO | | | 111 | | | | | | |
| KAKAO | | | BOISSONS N ALC SAUF JUS FRUITS | | | | | | |
| | | | ALKOHOLFREIE GETRAENKE | | | | | | |
| M O N D E T | 16 | 12 | M O N D E T | 2152 | 288 | 211 | | | |
| FRANCE | 6 | 7 | FRANCE | 2146 | 286 | PEAUX BRUTES SAUF PELLETERIES | | | |
| .COTE IVOIRE | 10 | 5 | AFR OR BRIT NS | 6 | 2 | HAEUTE UND FELLE ROH | | | |
| | | | | | | | | | |
| 073 | | | 112 | | | | | | |
| CHOCOLAT ET PREP AU CACAO | | | BOISSONS ALCOOLIQUEES | | | | | | |
| SCHOKOLADE U SCHOKOLADEWAREN | | | ALKOHOLISCHE GETRAENKE | | | | | | |
| M O N D E T | 124 | 176 | M O N D E T | 25298 | 4273 | 221 | | | |
| FRANCE | 113 | 167 | FRANCE | 13639 | 2398 | GRAINES NOIX OLEAGINEUSES | | | |
| PAYS BAS | 1 | 1 | BELGIQUE LUXBG | 32 | 7 | OELSAATEN UND OELFRUECHTE | | | |
| ALLEMAGNE RF | 1 | 1 | PAYS BAS | 1472 | 284 | M O N D E T | 1756 | 265 | |
| ITALIE | 1 | 1 | ALLEMAGNE RF | 39 | 10 | FRANCE | 2 | 1 | |
| SUEDE | 1 | 1 | ITALIE | 15 | 5 | .. REUNION COM | 1754 | 264 | |
| MAROC | 7 | 5 | ROYAUME UNI | 102 | 99 | | | | |
| | | | IRLANDE | 19 | 4 | | | | |
| | | | NORVEGE | 2 | 1 | | | | |
| | | | SUEDE | 19 | 3 | 231 | | | |
| | | | DANEMARK | 219 | 34 | CAOUTCHOUC BRUT NAT SYNT REGEN | | | |
| | | | PORTUCAL | 8 | 5 | KAUTSCHUK | | | |
| | | | ESPAGNE | 21 | 4 | | | | |
| | | | TSCHECOSLOVAQUIE | 16 | 2 | | | | |
| | | | MAROC | 1705 | 212 | M O N D E T | 4 | 2 | |
| | | | .. ALGERIE | 7962 | 1197 | FRANCE | 4 | 2 | |
| | | | .. REUNION COM | 24 | 6 | | | | |
| | | | UNION SUD AFR | 1 | 2 | | | | |
| | | | IRAK | 1 | 1 | | | | |
| 074 | | | 121 | | | 242 | | | |
| THE ET MATE | | | TABACS BRUTS ET DECHETS | | | BOIS RONDS BRUTS SIMPL EQUAR | | | |
| TEE UND MATE | | | ROHTABAK UND TABAKABFAELLE | | | ROHHOLZ RUND OD EINF BEHAUEN | | | |
| M O N D E T | 55 | 57 | M O N D E T | 1181 | 706 | M O N D E T | 34 | 5 | |
| FRANCE | 1 | 5 | FRANCE | 38 | 20 | FRANCE | 34 | 5 | |
| PAYS BAS | 2 | 4 | BELGIQUE LUXBG | 3 | 7 | | | | |
| ROYAUME UNI | 3 | 7 | ITALIE | 150 | 100 | 243 | | | |
| AFR OR BRIT NS | 2 | 2 | ESPAGNE | 100 | 38 | BOIS FACONNES OU SIMPL TRAV | | | |
| CEYLAN MALDIVES | 16 | 23 | .. ALGERIE | 30 | 11 | HOLZ EINFACH BEARBEITET | | | |
| CHINE CONTINENT | 20 | 10 | ROUSSIE NYASSA | 319 | 231 | M O N D E T | 1078 | 129 | |
| FORMOSE | 11 | 6 | ETATS UNIS | 106 | 55 | FRANCE | 377 | 44 | |
| | | | DOMINICAINE REP | 10 | 19 | SUEDE | 700 | 85 | |
| | | | COLOMBIE | 90 | 45 | | | | |
| | | | IRELISE | 60 | 31 | | | | |
| | | | 122 | | | | | | |
| | | | BRUNES ET DECHETS | | | | | | |
| | | | ROHTABAK UND TABAKABFAELLE | | | | | | |
| 075 | | | M O N D E T | 1181 | 706 | | | | |
| EPICES | | | FRANCE | 38 | 20 | | | | |
| GEWUERZE | | | BELGIQUE LUXBG | 3 | 7 | | | | |
| | | | ITALIE | 150 | 100 | | | | |
| | | | ESPAGNE | 100 | 38 | | | | |
| M O N D E T | 19 | 22 | .. ALGERIE | 30 | 11 | | | | |
| FRANCE | 15 | 20 | ROUSSIE NYASSA | 319 | 231 | | | | |
| .. ALGERIE | 1 | 1 | ETATS UNIS | 106 | 55 | | | | |
| .. REUNION COM | 1 | 1 | DOMINICAINE REP | 10 | 19 | | | | |
| | | | COLOMBIE | 90 | 45 | | | | |
| | | | IRELISE | 60 | 31 | | | | |
| | | | 122 | | | | | | |
| | | | BRUNES ET DECHETS | | | | | | |
| | | | ROHTABAK UND TABAKABFAELLE | | | | | | |

Werte: 1000 \$ — Mengen: Tonnen falls nicht anders vermerkt (Abkürzungen siehe Anhang)
Y: siehe im Anhang Anmerkungen zu den Waren

Valeurs: 1000 \$ — Quantités: Tonnes sauf indication contraire (Voir abréviations en Annexe)
Y: voir notes par produits en Annexe

Tab. 2

import 1961

Madagascar République Malgache

| WAREN - PRODUIT | | | MARGE | | | WAREN - PRODUIT | | | MARGE | | | WAREN - PRODUIT | | | MARGE | | | |
|--------------------|---|---------|--------------------|-----------------|--|--------------------|---|-----------------|--------------------|-----------------|----------------|--------------------|---|--------------|--------------------|-----------------|---------|-----|
| Quantité | | | Valeur | | | Quantité | | | Valeur | | | Quantité | | | Valeur | | | |
| Ursprung - Origine | Einheit - Unité | 1000 \$ | Ursprung - Origine | Einheit - Unité | 1000 \$ | Ursprung - Origine | Einheit - Unité | 1000 \$ | Ursprung - Origine | Einheit - Unité | 1000 \$ | Ursprung - Origine | Einheit - Unité | 1000 \$ | Ursprung - Origine | Einheit - Unité | 1000 \$ | |
| 244 | LIEGE BRUT ET DECHETS ROHKORK UND KORKARFAELLE | | | | | 276 | AUTRES PRODUITS MINERAUX BRUTS ANDERE MINERALISCHE ROHSTOFFE | | | | | UNION SUD AFR | 3649 | 283 | AFR OR BRIT NS | 653 | 119 | |
| M O N D E | T | 1 | 2 | M O N D E | T | 718 | 62 | ETATS UNIS | 330 | 68 | VENEZUELA | 28 | 5 | PTOM NEER AM | 2264 | 170 | | |
| ESPAGNE | I | 1 | 2 | FRANCE | T | 433 | 47 | IRAN | 69535 | 2533 | ARABIE SEODITE | 22879 | 768 | KOWEIT | 344 | 10 | | |
| | | | | ALLEMAGNE RF | T | 177 | 8 | QATAR BAHR TRUC | 23370 | 799 | INDONESIE | 100 | 16 | | | | | |
| | | | | ALGERIE | T | 108 | 7 | | | | | | | | | | | |
| 251 | PATES A PAPIER ET DECHETS ZELLSTOFF UND PAPIERARFAELLE | | | 282 | DECHETS DE FONTE FER ET ACIER ABFAELLE VON EISEN ODER STAHL | | | | | | | 341 | GAZ NATURELS ET GAZ D USINE ERD GAS UND INDUSTRIEGASE | | | | | |
| M O N D E | T | 1845 | 136 | M O N D E | T | 56 | 2 | M O N D E | T | 1031 | 186 | FRANCE | 367 | 98 | QATAR BAHR TRUC | 664 | 88 | |
| FRANCE | I | 1845 | 136 | FRANCE | T | 56 | 2 | | | | | | | | | | | |
| 262 | LAINES ET POILS ORIG ANIMALE WOLLE UND TIERHAARE | | | 283 | MINER ET CONC NON FERREUX BASE UNEDLE NE METALLERZE U KONZENT | | | | | | | 411 | CORPS GRAS D ORIGINE ANIMALE TIERISCHE FETTE UND OELE | | | | | |
| M O N D E | T | 1 | 1 | M O N D E | T | 8 | 8 | M O N D E | T | 7 | 6 | FRANCE | 7 | 6 | | | | |
| FRANCE | I | 1 | 1 | FRANCE | T | 8 | 8 | | | | | | | | | | | |
| 263 | COTON BAUMWOLLE | | | 291 | MAT BRUTES ORIG ANIMALE NDA ROHSTOFFE TIER URSPRUNGS A N G | | | M O N D E | T | 3 | 10 | 421 | HUILLES VEGETALES FIXES DOUCES FETTE PFLANZL OELE MILD | | | | | |
| M O N D E | T | 6 | 3 | M O N D E | T | 3 | 10 | FRANCE | T | 3 | 10 | M O N D E | T | 2455 | 1244 | FRANCE | 1269 | 624 |
| FRANCE | I | 6 | 3 | FRANCE | T | 3 | 10 | | | | | MALI | 10 | 5 | SENEGAL | 1142 | 601 | |
| | | | | | | | | | | | | REUNION COM | 1 | 1 | ETATS UNIS | 5 | 2 | |
| 264 | JUTE JUTE | | | 292 | MAT BRUTES ORIG VEGETALE NDA ROHSTOFFE PFL URSPRUNGS A N G | | | M O N D E | T | 64 | 55 | ISRAEL | 14 | 4 | UNION INDIENNE | 2 | 1 | |
| M O N D E | T | 1003 | 344 | M O N D E | T | 64 | 55 | FRANCE | T | 33 | 48 | OCEANIE FRANC | 10 | 5 | | | | |
| PAKISTAN | I | 1003 | 343 | FRANCE | T | 33 | 48 | PAYS BAS | 1 | 1 | | | | | | | | |
| | | | | ALLEMAGNE RF | T | 5 | 2 | REUNION COM | 1 | 1 | | | | | | | | |
| 265 | FIBRE VEGET SAUF COTON ET JUTE PFLANZLICHE SPINNSTOFFE | | | ALGERIE | T | 1 | 1 | ETATS UNIS | 5 | 2 | | | | | | | | |
| M O N D E | T | 4 | 2 | REUNION COM | T | 23 | 2 | JAPON | 1 | 1 | | | | | | | | |
| FRANCE | I | 4 | 2 | JAPON | T | 1 | 1 | HONG KONG | 1 | 1 | | | | | | | | |
| | | | | HONG KONG | T | 1 | 1 | | | | | | | | | | | |
| 267 | FRIPERIE DRILLES CHIFFONS ABFAELLE V SPINNST U LUMPEN | | | 3 | PRODUITS ENERGETIQUES BRENNSTOFFE | | | | | | | 422 | AUTRES HUILLES VEGETALES FIXES ANDERE FETTE PFLANZLICHE OELE | | | | | |
| M O N D E | T | 1357 | 554 | M O N D E | T | 5499 | | M O N D E | T | 497 | 196 | FRANCE | 338 | 142 | BELGIQUE LUXBG | 2 | 1 | |
| FRANCE | I | 436 | 197 | FRANCE | T | 460 | 2 | FRANCE | T | 338 | 142 | PAYS BAS | 27 | 11 | SENEGAL | 6 | 3 | |
| BELGIQUE LUXBG | 8 | 3 | | PAYS BAS | T | 5 | | ALLEMAGNE RF | 101 | | | ZANZIBAR PEMBA | 83 | 25 | REUNION COM | 42 | 14 | |
| PAYS BAS | 253 | 104 | | ROYAUME UNI | T | 101 | | AFR PORTUG NS | 34 | | | REUNION COM | 83 | 25 | | | | |
| ETATS UNIS | 660 | 251 | | AFR PORTUG NS | T | 34 | | UNION SUD AFR | 313 | | | 431 | HUILLES ET GRAISSSES ELABOREES OELE UND FETTE VERARBEITET | | | | | |
| | | | | REUNION COM | T | 3 | | AFR OR BRIT NS | 119 | | | M O N D E | T | 61 | 27 | FRANCE | 18 | 9 |
| | | | | UNION SUD AFR | T | 313 | | ETATS UNIS | 68 | | | FRANCE | 18 | 9 | BELGIQUE LUXBG | 29 | 12 | |
| | | | | VENEZUELA | T | 5 | | VENEZUELA | 5 | | | BELGIQUE LUXBG | 29 | 12 | PAYS BAS | 14 | 6 | |
| | | | | PTOM NEER AM | T | 170 | | PTOM NEER AM | 170 | | | | | | | | | |
| | | | | IRAN | T | 2533 | | IRAN | 2533 | | | | | | | | | |
| | | | | ARABIE SEODITE | T | 768 | | ARABIE SEODITE | 768 | | | | | | | | | |
| | | | | KOWEIT | T | 10 | | KOWEIT | 10 | | | | | | | | | |
| | | | | QATAR BAHR TRUC | T | 887 | | QATAR BAHR TRUC | 887 | | | | | | | | | |
| | | | | INDONESIE | T | 16 | | INDONESIE | 16 | | | | | | | | | |
| | | | | | | | | | | | | | | | | | | |
| 273 | PIERRES CONSTRUC SABL GRAVIERS WERKSTEINE SAND UND KIES | | | 321 | CHARBON COKES ET AGGLOMERES KOHLE KOKS UND BRIKETTS | | | | | | | 568 | AUTRES PRODUITS INDUSTRIELS ANDERE INDUSTRIELLE ERZEUGNISSE | | | | | |
| M O N D E | T | 1677 | 32 | M O N D E | T | 4760 | 71 | M O N D E | T | 125727 | 5242 | M O N D E | T | 54816 | FRANCE | 44524 | | |
| FRANCE | I | 100 | 8 | FRANCE | T | 43 | 3 | FRANCE | T | 2067 | 359 | FRANCE | 44524 | 620 | BELGIQUE LUXBG | 620 | | |
| UNION SUD AFR | I | 1577 | 25 | ROYAUME UNI | T | 34 | | PAYS BAS | 28 | 5 | | BELGIQUE LUXBG | 620 | 734 | PAYS BAS | 734 | | |
| | | | | AFR PORTUG NS | T | 2777 | 34 | ALLEMAGNE RF | 6 | 2 | | ALLEMAGNE RF | 1543 | 724 | ITALIE | 724 | | |
| | | | | REUNION COM | T | 51 | 3 | ROYAUME UNI | 101 | | | ROYAUME UNI | 125 | 93 | NORVEGE | 93 | | |
| | | | | UNION SUD AFR | T | 1889 | 30 | SUEDE | 101 | | | SUEDE | 483 | 44 | FINLANDE | 44 | | |
| | | | | | | | | | | | | DANEMARK | 20 | 20 | SUISSE | 114 | | |
| 274 | SOUFRE PYRITES DE FER NON GRIL SCHWEFEL U N GER SCHWEFELKIES | | | 332 | PRODUITS DERIVES DU PETROLE ERDOELDESTILLATIONSERZEUGNISSE | | | | | | | AUTRICHE | 45 | 45 | PORTUGAL | 171 | | |
| M O N D E | T | 7 | 1 | M O N D E | T | 125727 | 5242 | | | | | ESPAGNE | 125 | 125 | YUGOSLAVIE | 60 | | |
| FRANCE | I | 7 | 1 | FRANCE | T | 2067 | 359 | | | | | ZONE MARK EST | 73 | 73 | POLOGNE | 81 | | |
| | | | | PAYS BAS | T | 28 | 5 | | | | | TCHECOSLOVAQUIE | 349 | 349 | HONGRIE | 185 | | |
| | | | | ALLEMAGNE RF | T | 6 | 2 | | | | | ROUMANIE | 3 | 3 | | | | |
| | | | | ROYAUME UNI | T | 426 | 101 | | | | | | | | | | | |
| 275 | AERASIFS NATURELS DIAM INDUST NATUERLICHE SCHLEIFMITTEL | | | | | | | | | | | | | | | | | |
| M O N D E | T | 27 | 3 | | | | | | | | | | | | | | | |
| FRANCE | I | 27 | 3 | | | | | | | | | | | | | | | |

Werte: 1000 \$ — Mengen: Tonnen falls nicht anders vermerkt (Abkürzungen siehe Anhang)
Y: siehe im Anhang Anmerkungen zu den Waren

Valeurs: 1000 \$ — Quantités: Tonnes sauf indication contraire (Voir abréviations en Annexe)
Y: voir notes par produits en Annexe

Tab. 2

import 1961

| WAREN - PRODUIT | | MENGE | WERTE | WAREN - PRODUIT | | MENGE | WERTE | WAREN - PRODUIT | | MENGE | WERTE |
|--------------------------------|------|-----------------|------------|--------------------------------|------|-----------------|--------------------------------|------------------------|------|-----------------|------------|
| ↓ Ursprung - Origine ↓ | | ↓ QUANTITÉ ↓ | ↓ VALEUR ↓ | ↓ Ursprung - Origine ↓ | | ↓ QUANTITÉ ↓ | ↓ VALEUR ↓ | ↓ Ursprung - Origine ↓ | | ↓ QUANTITÉ ↓ | ↓ VALEUR ↓ |
| | | Einheit - Unité | 1000 \$ | | | Einheit - Unité | 1000 \$ | | | Einheit - Unité | 1000 \$ |
| BULGARIE | | | 31 | 532 | | | | 571 | | | |
| MAROC | | | 131 | EXTRAITS COLORANTS | | | | EXPLOSIFS | | | |
| ..ALGERIE | | | 254 | FARBE U GERBSTOFFAUSZUEGE USW | | | | SPRENGSTOFFE | | | |
| TUNISIE | | | 29 | M O N D E T | 64 | 19 | M O N D E T | 216 | 233 | | |
| ..SENEGAL | | | 9 | FRANCE | 47 | 15 | FRANCE | 197 | 213 | | |
| ..COTE D'IVOIRE | | | 21 | ALLEMAGNE RF | 6 | 2 | BELGIQUE LUXBG | 6 | 8 | | |
| ..CABON | | | 97 | UNION SUD AFR | 10 | 1 | ITALIE | 3 | 4 | | |
| ..COTE FR SOMALI | | | 2 | | | | ROYAUME UNI | | 1 | | |
| ZANZIBAR PEMBA | | | 146 | 533 | | | TCHECOSLOVAQUIE | 2 | 3 | | |
| MOZAMBICQUE | | | 2 | PICMENTS PEINTURES VERNIS | | | MAROC | 6 | 4 | | |
| ..REUNION COM | | | 50 | PICMENTS FARBEN LACKE USW | | | PTOM PORTUG AS | 1 | 1 | | |
| UNION SUD AFR | | | 131 | M O N D E T | 1877 | 895 | 581 | | | | |
| AFR OR BRIT NS | | | 44 | FRANCE | 1671 | 812 | MATIERES PLASTIQUES RESIN ART | | | | |
| ETATS UNIS | | | 290 | BELGIQUE LUXBG | 87 | 18 | KUNSTSTOFFE KUNSTHARZE USW | | | | |
| PTOM NEER AM | | | 5 | PAYS BAS | 55 | 34 | M O N D E T | 211 | 257 | | |
| ISRAEL | | | 94 | ALLEMAGNE RF | 55 | 19 | FRANCE | 150 | 187 | | |
| PAKISTAN | | | 83 | SUISSE | 1 | 2 | BELGIQUE LUXBG | 3 | 4 | | |
| UNION INDIENNE | | | 797 | ..ALGERIE | 4 | 6 | ALLEMAGNE RF | 12 | 16 | | |
| CEYLAN MALDIVES | | | 2 | AFR OR BRIT NS | 1 | 1 | ITALIE | 39 | 37 | | |
| CHINE CONTINENT | | | 23 | ETATS UNIS | 2 | 2 | ROYAUME UNI | | 1 | | |
| JAPON | | | 1715 | ISRAEL | 1 | 1 | SUEDE | 5 | 6 | | |
| HONG KONG | | | 674 | | | | SUISSE | 1 | 2 | | |
| PTOM PORTUG AS | | | 38 | 541 | | | ..ALGERIE | 1 | 2 | | |
| AUSTRALIE | | | 10 | PRODUITS MEDICIN ET PHARMACEUT | | | JAPON | 1 | 1 | | |
| | | | | MEDIZIN U PHARM ERZEUGNISSE | | | 599 | | | | |
| 512 | | | | PRODUITS CHIMIQUES ORGANIQUES | | | PRODUITS CHIMIQUES NDA | | | | |
| ORGANISCHE CHEM ERZEUGNISSE | | | | M O N D E T | 821 | 3253 | CHEMISCHE ERZEUGNISSE A N G | | | | |
| M O N D E T | 120 | 81 | | FRANCE | 812 | 3233 | M O N D E T | 2112 | 1016 | | |
| FRANCE | 104 | 73 | | ROYAUME UNI | 1 | 3 | FRANCE | 1629 | 817 | | |
| PAYS BAS | 1 | 2 | | SUISSE | | 1 | BELGIQUE LUXBG | 7 | 3 | | |
| ALLEMAGNE RF | 4 | 3 | | MAROC | 5 | 10 | PAYS BAS | 162 | 100 | | |
| ITALIE | 7 | 2 | | ETATS UNIS | 2 | 3 | ALLEMAGNE RF | 26 | 18 | | |
| | | | | HONG KONG | | 1 | ROYAUME UNI | 11 | 14 | | |
| 513 | | | | 551 | | | SUEDE | 60 | 15 | | |
| ELEMENTS CHIMIQUES INORGANI | | | | HUILES ESSENTIELLES PROD AROMA | | | MAROC | 1 | 1 | | |
| ANORGANISCHE CHEM GRUNDSTOFFE | | | | AETHERISCHE OELE U RIECHSTOFFE | | | ..ALGERIE | 120 | 17 | | |
| M O N D E T | 593 | 151 | | M O N D E T | 11 | 31 | ZANZIBAR PEMBA | | 3 | | |
| FRANCE | 575 | 140 | | FRANCE | 9 | 25 | UNION SUD AFR | 67 | 10 | | |
| PAYS BAS | 4 | 1 | | MAROC | 1 | 3 | AFR OR BRIT NS | 1 | 1 | | |
| ALLEMAGNE RF | 11 | 7 | | CEYLAN MALDIVES | 1 | 2 | ETATS UNIS | 20 | 11 | | |
| ROYAUME UNI | 1 | 3 | | | | | ISRAEL | 2 | 1 | | |
| 514 | | | | 553 | | | UNION INDIENNE | 4 | 3 | | |
| AUTRES PROD CHIM INORGANIQUE | | | | PARFUMERIE ET PROD DE BEAUTE | | | HONG KONG | 1 | 1 | | |
| AND ANORGAN CHEM ERZEUGNISSE | | | | RIECH UND SCHOENHEITSMITTEL | | | 611 | | | | |
| M O N D E T | 1066 | 169 | | M O N D E T | 297 | 571 | CUIRS | | | | |
| FRANCE | 535 | 109 | | FRANCE | 251 | 497 | LEDER | | | | |
| ALLEMAGNE RF | 206 | 22 | | PAYS BAS | 1 | 1 | M O N D E T | 45 | 78 | | |
| ROYAUME UNI | 1 | 1 | | ITALIE | 1 | 1 | FRANCE | 42 | 72 | | |
| UNION SUD AFR | 299 | 35 | | ROYAUME UNI | 1 | 1 | MAROC | 1 | 1 | | |
| ISRAEL | 20 | 3 | | ..ALGERIE | 33 | 61 | ..SENEGAL | 2 | 5 | | |
| 515 | | | | UNION INDIENNE | 1 | 2 | | | | | |
| MATERIAUX RADIOACTIFS ASSIM | | | | HONG KONG | 9 | 7 | 612 | | | | |
| RADIOACTIVE STOFFE UND OCL | | | | PTOM PORTUG AS | 2 | 2 | ARTICLES MANUFACT EN CUIR NDA | | | | |
| M O N D E T | | 1 | | 554 | | | WAREN A LEDER KUNSTLEDER A N G | | | | |
| FRANCE | | 1 | | SAVONS PRODUITS D ENTRETIEN | | | M O N D E T | 22 | 40 | | |
| | | | | SEIFEN PUTZ UND WASCHMITTEL | | | FRANCE | 22 | 40 | | |
| 521 | | | | M O N D E T | 8708 | 2175 | 621 | | | | |
| COUDRONS MINER DERIV CHIM BRUT | | | | FRANCE | 8454 | 2081 | DEMI PRODUITS EN CAOUTCHOUC | | | | |
| TEER UND TEERERZEUGNISSE | | | | PAYS BAS | 184 | 46 | HALBERZEUGNISSE AUS KAUTSCHUK | | | | |
| M O N D E T | 55 | 8 | | ALLEMAGNE RF | 2 | 2 | M O N D E T | 246 | 246 | | |
| FRANCE | 55 | 8 | | ROYAUME UNI | 18 | 17 | FRANCE | 192 | 194 | | |
| | | | | MAROC | 21 | 18 | ALLEMAGNE RF | 2 | 8 | | |
| 531 | | | | ..ALGERIE | 4 | 3 | ROYAUME UNI | | 1 | | |
| COLOR DU GOUDR INDIGO NAT ETC | | | | UNION SUD AFR | 10 | 4 | UNION SUD AFR | 51 | 43 | | |
| SYHT ORG FARBST NAT INDIGO USW | | | | ETATS UNIS | 1 | 1 | ETATS UNIS | | 1 | | |
| M O N D E T | 30 | 61 | | ISRAEL | 1 | 1 | 629 | | | | |
| FRANCE | 6 | 12 | | AUSTRALIE | 12 | 3 | ART MANUFACT EN CAOUTCHOUC NDA | | | | |
| BELGIQUE LUXBG | 4 | 9 | | 561 | | | BEARBE WAREN A KAUTSCHUK A N G | | | | |
| PAYS BAS | 5 | 5 | | ENCRAIS MANUFACTURES | | | M O N D E T | 1428 | 2245 | | |
| ALLEMAGNE RF | 13 | 32 | | CHEMISCHE DUENGEMITTEL | | | FRANCE | 1352 | 2111 | | |
| SUISSE | 1 | 3 | | M O N D E T | 3605 | 360 | BELGIQUE LUXBG | 9 | 12 | | |
| | | | | FRANCE | 2774 | 308 | PAYS BAS | 3 | 4 | | |
| | | | | BELGIQUE LUXBG | 40 | 3 | ALLEMAGNE RF | 42 | 75 | | |
| | | | | ALLEMAGNE RF | 202 | 15 | | | | | |
| | | | | ITALIE | 45 | 4 | | | | | |
| | | | | TUNISIE | 544 | 29 | | | | | |

Werte: 1000 \$ — Mengen: Tonnen falls nicht anders vermerkt (Abkürzungen siehe Anhang)
Y: siehe im Anhang Anmerkungen zu den Waren

Valeurs: 1000 \$ — Quantités: Tonnes sauf indication contraire (Voir abréviations en Annexe)
Y: voir notes par produits en Annexe

Tab. 2

import 1961

Madagascar

République Malgache

| WAREN - PRODUIT | | | MENGES | | | WAREN - PRODUIT | | | MENGES | | | WAREN - PRODUIT | | | MENGES | | |
|-----------------------------------|---|------|----------|--|-------|--------------------------------|---|-----|----------|--|--|--------------------------------|---|------|----------|------|--|
| Ursprung - Origine | | | QUANTITÉ | | | Ursprung - Origine | | | QUANTITÉ | | | Ursprung - Origine | | | QUANTITÉ | | |
| Einheit - Unité | | | VALEUR | | | Einheit - Unité | | | VALEUR | | | Einheit - Unité | | | VALEUR | | |
| | | | 1000 \$ | | | | | | 1000 \$ | | | | | | 1000 \$ | | |
| AFR OR BRIT NS | | 1 | | | 3 | 711 | | | | | | ..REUNION COM | | 21 | | 20 | |
| POM NEER AN | | | | | 1 | CHAUDIÈRES ET MOT NON ELECTR | | | | | | UNION SUD AFR | | 4 | | 9 | |
| JAPON | | 2 | | | 2 | DAMPFKESSEL U NICHTELEKT MOTOR | | | | | | ETATS UNIS | | 121 | | 254 | |
| HONG KONG | | | | | 1 | | | | | | | AUSTRALIE | | | | 5 | |
| POM PORTUG AS | | | | | 1 | | | | | | | | | | | | |
| 697 | | | | | | M O N D E | T | 395 | 1615 | | | 719 | | | | | |
| ARTICLES METAL USAGE DOMEST | | | | | | FRANCE | | 265 | 1192 | | | MACHINES ET APPAREILS NDA | | | | | |
| METALLWAREN VORW F HAUSGEBR | | | | | | BELGIQUE LUXBG | | 5 | 30 | | | MASCHINEN UND APPARATE ANG | | | | | |
| | | | | | | PAYS BAS | | | | | | | | | | | |
| M O N D E | T | 1245 | | | 880 | ALLEMAGNE RF | | 50 | 133 | | | M O N D E | T | 1330 | | 3137 | |
| FRANCE | | 805 | | | 548 | ITALIE | | 1 | 2 | | | FRANCE | | 1081 | | 2512 | |
| BELGIQUE LUXBG | | 10 | | | 4 | ROYAUME UNI | | 14 | 64 | | | BELGIQUE LUXBG | | | | 7 | |
| ALLEMAGNE RF | | 49 | | | 56 | SUEDE | | 1 | 4 | | | PAYS BAS | | | | 9 | |
| ROYAUME UNI | | 2 | | | 2 | SUISSE | | | | | | ALLEMAGNE RF | | 48 | | 123 | |
| SUEDE | | 3 | | | 8 | ..ALGERIE | | | | | | ITALIE | | 16 | | 45 | |
| AUTRICHE | | 3 | | | 6 | ..REUNION COM | | 38 | 79 | | | ROYAUME UNI | | 35 | | 96 | |
| YUGOSLAVIE | | 3 | | | 1 | ETATS UNIS | | 20 | 105 | | | SUEDE | | 19 | | 34 | |
| TCHÉCOSLOVAQUIE | | 2 | | | 2 | AUSTRALIE | | | 1 | | | DANEMARK | | | | 4 | |
| ..ALGERIE | | 4 | | | 3 | | | | | | | SUISSE | | 6 | | 16 | |
| ..REUNION COM | | 1 | | | 1 | 712 | | | | | | AUTRICHE | | | | 1 | |
| UNION SUD AFR | | | | | 1 | TRACTEURS MACH ET APPAR AGRICO | | | | | | ZONE MARK EST | | 1 | | 2 | |
| ETATS UNIS | | 2 | | | 6 | SCHLEPPER MASCHIN APP F LANDW | | | | | | TCHÉCOSLOVAQUIE | | | | 1 | |
| UNION INDIENNE | | 25 | | | 34 | | | | | | | ..ALGERIE | | 19 | | 36 | |
| JAPON | | 2 | | | 7 | M O N D E | T | 740 | 905 | | | ..SENEGAL | | 2 | | 5 | |
| HONG KONG | | 333 | | | 198 | FRANCE | | 437 | 496 | | | ..COTE FR SOMALI | | 6 | | 1 | |
| POM PORTUG AS | | 1 | | | 1 | BELGIQUE LUXBG | | 5 | 7 | | | ..REUNION COM | | 5 | | 10 | |
| 698 | | | | | | ALLEMAGNE RF | | 105 | 169 | | | UNION SUD AFR | | 1 | | 1 | |
| AUT ART MANUF EN MET COMM NDA | | | | | | ROYAUME UNI | | 96 | 98 | | | ETATS UNIS | | 63 | | 217 | |
| AND BEARB WAREN A UNEDL METALL | | | | | | ..ALGERIE | | 4 | 3 | | | ISRAEL | | 3 | | 8 | |
| | | | | | | UNION SUD AFR | | 6 | 5 | | | JAPON | | 4 | | 7 | |
| M O N D E | T | 1934 | | | 1355 | ETATS UNIS | | 87 | 127 | | | CAMBODGE | | 16 | | 4 | |
| FRANCE | | 1663 | | | 1166 | JAPON | | | 1 | | | | | | | | |
| BELGIQUE LUXBG | | 15 | | | 8 | | | | | | | 722 | | | | | |
| PAYS BAS | | 8 | | | 8 | 714 | | | | | | MACH ELECT APPAR POUR COUPURE | | | | | |
| ALLEMAGNE RF | | 134 | | | 78 | MACHINES DE BUREAU | | | | | | ELEKTR MASCH U SCHALTGERAETE | | | | | |
| ITALIE | | 1 | | | 1 | BUEROMASCHINEN | | | | | | | | | | | |
| ROYAUME UNI | | 7 | | | 12 | | | | | | | M O N D E | T | 303 | | 797 | |
| NORVEGE | | 1 | | | 2 | M O N D E | T | 66 | 552 | | | FRANCE | | 280 | | 727 | |
| TCHÉCOSLOVAQUIE | | 1 | | | 1 | FRANCE | | 26 | 213 | | | ALLEMAGNE RF | | 13 | | 39 | |
| MAROC | | 24 | | | 18 | PAYS BAS | | 1 | 32 | | | ROYAUME UNI | | | | 2 | |
| ..ALGERIE | | 34 | | | 16 | ALLEMAGNE RF | | 9 | 75 | | | SUEDE | | | | 2 | |
| ..SENEGAL | | 1 | | | 2 | ITALIE | | 17 | 130 | | | SUISSE | | | | 4 | |
| ETATS UNIS | | 33 | | | 33 | ROYAUME UNI | | 5 | 34 | | | ..ALGERIE | | | | 2 | |
| ISRAEL | | 2 | | | 1 | SUEDE | | 3 | 37 | | | ..SENEGAL | | 5 | | 5 | |
| UNION INDIENNE | | 2 | | | 4 | DANEMARK | | 1 | 6 | | | ..COTE FR SOMALI | | | | 1 | |
| JAPON | | 5 | | | 3 | SUISSE | | 2 | 14 | | | ..REUNION COM | | 3 | | 3 | |
| HONG KONG | | | | | 1 | ETATS UNIS | | 1 | 6 | | | ETATS UNIS | | 1 | | 10 | |
| AUSTRALIE | | 2 | | | 1 | CANADA | | | 5 | | | | | | | | |
| 7 | | | | | | | | | | | | 723 | | | | | |
| MACHINES ET MATERIEL DE TRANSPORT | | | | | | 715 | | | | | | FILS CABLES ISOLAT ETC P ELEFC | | | | | |
| MASCHINEN UND FAHRZEUGE | | | | | | MACH POUR TRAVAIL DES METAUX | | | | | | DRAEHTE KABEL ISOLATOREN F EL | | | | | |
| | | | | | | METALLBEARBEITUNGSMASCHINEN | | | | | | | | | | | |
| M O N D E | | | | | 25052 | | | | | | | M O N D E | T | 493 | | 515 | |
| FRANCE | | | | | 18583 | M O N D E | T | 101 | 132 | | | FRANCE | | 476 | | 496 | |
| BELGIQUE LUXBG | | | | | 94 | FRANCE | | 96 | 128 | | | ALLEMAGNE RF | | 3 | | 4 | |
| PAYS BAS | | | | | 264 | BELGIQUE LUXBG | | 1 | 2 | | | ..ALGERIE | | 14 | | 13 | |
| ALLEMAGNE RF | | | | | 2198 | ALLEMAGNE RF | | 1 | 1 | | | | | | | | |
| ITALIE | | | | | 285 | ITALIE | | 3 | 1 | | | | | | | | |
| ROYAUME UNI | | | | | 1194 | | | | | | | 724 | | | | | |
| NORVEGE | | | | | 10 | 717 | | | | | | APPAR POUR TELECOMMUNICATIONS | | | | | |
| SUEDE | | | | | 106 | MACH PR TEXT CUIR MAC A COUDRE | | | | | | APP F TELEGR TELEPHON FERNSEH | | | | | |
| DANEMARK | | | | | 105 | MASCH F TEXTIL LEDER NAHMASCH | | | | | | | | | | | |
| SUISSE | | | | | 54 | | | | | | | | | | | | |
| AUTRICHE | | | | | 62 | M O N D E | T | 297 | 678 | | | M O N D E | T | 349 | | 3034 | |
| YUGOSLAVIE | | | | | 2 | FRANCE | | 81 | 191 | | | FRANCE | | 293 | | 2497 | |
| ZONE MARK EST | | | | | 3 | PAYS BAS | | | | | | BELGIQUE LUXBG | | 3 | | 41 | |
| TCHÉCOSLOVAQUIE | | | | | 3 | ALLEMAGNE RF | | 22 | 92 | | | PAYS BAS | | 15 | | 149 | |
| HONGRIE | | | | | 3 | ITALIE | | 5 | 23 | | | ALLEMAGNE RF | | 22 | | 165 | |
| ..ALGERIE | | 245 | | | 2 | ROYAUME UNI | | 107 | 260 | | | ITALIE | | | | 2 | |
| ..SENEGAL | | 26 | | | 2 | DANEMARK | | 1 | 3 | | | ROYAUME UNI | | 1 | | 2 | |
| ..COTE FR SOMALI | | | | | 2 | SUISSE | | | | | | NORVEGE | | | | 7 | |
| ZANZIBAR PEMBA | | | | | 3 | ETATS UNIS | | 3 | 7 | | | SUEDE | | 1 | | 7 | |
| ..REUNION COM | | | | | 50 | JAPON | | 76 | 88 | | | SUISSE | | | | 2 | |
| RHODESIE NYASSA | | | | | 15 | | | | | | | AUTRICHE | | | | 6 | |
| UNION SUD AFR | | | | | 15 | | | | | | | YUGOSLAVIE | | | | 2 | |
| AFR OR BRIT NS | | | | | 5 | 718 | | | | | | ZONE MARK EST | | | | 1 | |
| ETATS UNIS | | | | | 1434 | MACH PR AUT INDUS SPECIALISEES | | | | | | HONGRIE | | 1 | | 2 | |
| CANADA | | | | | 9 | MASCH F BESOND GEN INDUSTRIEN | | | | | | ..ALGERIE | | 5 | | 66 | |
| ISRAEL | | | | | 107 | | | | | | | RHODESIE NYASSA | | 1 | | 3 | |
| JAPON | | | | | 150 | | | | | | | ETATS UNIS | | | | 11 | |
| HONG KONG | | | | | 11 | M O N D E | T | 679 | 1203 | | | JAPON | | 5 | | 48 | |
| CAMBODGE | | | | | 4 | FRANCE | | 413 | 716 | | | HONG KONG | | | | 1 | |
| AUSTRALIE | | | | | 6 | BELGIQUE LUXBG | | | | | | | | | | | |
| | | | | | | PAYS BAS | | 1 | 1 | | | 725 | | | | | |
| | | | | | | ALLEMAGNE RF | | 96 | 143 | | | APPAREILS ELECTRODOMESTIQUES | | | | | |
| | | | | | | ITALIE | | 4 | 13 | | | ELEKTRISCHE HAUSHALTSGERAETE | | | | | |
| | | | | | | ROYAUME UNI | | 11 | 28 | | | | | | | | |
| | | | | | | NORVEGE | | | | | | M O N D E | T | 74 | | 179 | |
| | | | | | | ..SENEGAL | | 9 | 13 | | | FRANCE | | 60 | | 134 | |
| | | | | | | | | | | | | PAYS BAS | | 5 | | 17 | |

Werte : 1000 \$ — Mengen : Tonnes falls nicht anders vermerkt (Abkürzungen siehe Anhang)
 Y : siehe im Anhang Anmerkungen zu den Waren

Valeurs : 1000 \$ — Quantités : Tonnes sauf indication contraire (Voir abréviations en Annexe)
 Y : voir notes par produits en Annexe

Tab. 2

import 1961

| WAREN - PRODUIT | | | MENZE QUANTITÉ | | | WERTE VALEUR | | | WAREN - PRODUIT | | | MENZE QUANTITÉ | | | WERTE VALEUR | | | WAREN - PRODUIT | | | MENZE QUANTITÉ | | | WERTE VALEUR | | | | | | |
|--------------------------------|--|------|-----------------|--|------|---------------------------------|--|-----|--------------------|-----------------|--|-----------------|--|--|--------------|--|-----------------|------------------------------|--|--|-----------------|--|--|--------------|--|--|--|--|--|--|
| Ursprung - Origine | | | Einheit - Unité | | | 1000 \$ | | | Ursprung - Origine | | | Einheit - Unité | | | 1000 \$ | | | Ursprung - Origine | | | Einheit - Unité | | | 1000 \$ | | | | | | |
| ALLEMAGNE RF | | 6 | | | 16 | ..ALGERIE | | 2 | B42 | | | | | | | | | FOURRURES SF ART CHAPELIERIE | | | | | | | | | | | | |
| ITALIE | | 1 | | | 4 | ..REUNION COM | | 1 | 2 | PELZWAREN | | | | | | | | MONDE T | | | | | | | | | | | | |
| ROYAUME UNI | | 1 | | | 1 | RHODESIE NYASSA | | 4 | 12 | FRANCE | | | | | | | | FRANCE | | | | | | | | | | | | |
| SUEDE | | 1 | | | 5 | ETATS UNIS | | 7 | 192 | | | | | | | | | | | | | | | | | | | | | |
| ETATS UNIS | | 1 | | | 1 | | | | | | | | | | | | | | | | | | | | | | | | | |
| JAPON | | 1 | | | 1 | | | | | | | | | | | | | | | | | | | | | | | | | |
| 726 | | | | | | 735 | | | | | | | | | | | | 851 | | | | | | | | | | | | |
| APP ELEC MEDICALE ET RADIOLOG | | | | | | BATEAUX | | | | CHAUSSURES | | | | | | | | SCHUHE | | | | | | | | | | | | |
| APP F ELEKTROMEDIZIN BESTRAHL | | | | | | WASSERFAHRZEUGE | | | | | | | | | | | | | | | | | | | | | | | | |
| | | | | | | | | | | | | | | | | | | | | | | | | | | | | | | |
| MONDE T | | 4 | | | 38 | MONDE T | | 144 | 272 | MONDE T | | 442 | | | | | | MONDE T | | | | | | | | | | | | |
| FRANCE | | 4 | | | 37 | FRANCE | | 116 | 268 | FRANCE | | 384 | | | | | | FRANCE | | | | | | | | | | | | |
| | | | | | | ALLEMAGNE RF | | 1 | 1 | | | | | | | | | FRANCE | | | | | | | | | | | | |
| 729 | | | | | | ..REUNION COM | | 28 | 4 | | | | | | | | | PAYS BAS | | | | | | | | | | | | |
| MACH ET APP ELECTRIQUES N D A | | | | | | 735 | | | | ALLEMAGNE RF | | | | | | | | ALLEMAGNE RF | | | | | | | | | | | | |
| ELEKTR MASCHINEN U APP A N C | | | | | | BATEAUX | | | | ITALIE | | | | | | | | ITALIE | | | | | | | | | | | | |
| | | | | | | WASSERFAHRZEUGE | | | | SUISSE | | | | | | | | SUISSE | | | | | | | | | | | | |
| MONDE T | | 999 | | | 1579 | 812 | | | | TCHecoslovaquie | | | | | | | TCHecoslovaquie | | | | | | | | | | | | | |
| FRANCE | | 752 | | | 1325 | APP SANIT HYG CHAUFF ECLAIRAGE | | | | HONGRIE | | | | | | | HONGRIE | | | | | | | | | | | | | |
| BELGIQUE LUXBG | | | | | 3 | SANITAE R U HYG ARTKL HEIZK USW | | | | MAROC | | | | | | | MAROC | | | | | | | | | | | | | |
| PAYS BAS | | | | | 2 | | | | | ..ALGERIE | | | | | | | ..ALGERIE | | | | | | | | | | | | | |
| ALLEMAGNE RF | | 74 | | | 88 | | | | | ZANZIBAR PEMBA | | | | | | | ZANZIBAR PEMBA | | | | | | | | | | | | | |
| ITALIE | | | | | 2 | | | | | ETATS UNIS | | | | | | | ETATS UNIS | | | | | | | | | | | | | |
| ROYAUME UNI | | 5 | | | 16 | | | | | JAPON | | | | | | | JAPON | | | | | | | | | | | | | |
| NORVEGE | | 3 | | | 2 | | | | | HONG KONG | | | | | | | HONG KONG | | | | | | | | | | | | | |
| SUEDE | | 27 | | | 17 | | | | | | | | | | | | | | | | | | | | | | | | | |
| DANEMARK | | 106 | | | 76 | | | | | | | | | | | | | | | | | | | | | | | | | |
| SUISSE | | | | | 2 | | | | | | | | | | | | | | | | | | | | | | | | | |
| ..ALGERIE | | | | | 2 | | | | | | | | | | | | | | | | | | | | | | | | | |
| ZANZIBAR PEMBA | | 3 | | | 2 | | | | | | | | | | | | | | | | | | | | | | | | | |
| ETATS UNIS | | 4 | | | 27 | | | | | | | | | | | | | | | | | | | | | | | | | |
| JAPON | | 4 | | | 3 | | | | | | | | | | | | | | | | | | | | | | | | | |
| HONG KONG | | 20 | | | 10 | | | | | | | | | | | | | | | | | | | | | | | | | |
| 731 | | | | | | | | | | | | | | | | | | | | | | | | | | | | | | |
| VEHICULES POUR VOIES FERREES | | | | | | | | | | | | | | | | | | | | | | | | | | | | | | |
| SCHIENENFAHRZEUGE | | | | | | | | | | | | | | | | | | | | | | | | | | | | | | |
| | | | | | | | | | | | | | | | | | | | | | | | | | | | | | | |
| MONDE T | | 247 | | | 144 | | | | | | | | | | | | | | | | | | | | | | | | | |
| FRANCE | | 189 | | | 116 | | | | | | | | | | | | | | | | | | | | | | | | | |
| ..ALGERIE | | 51 | | | 24 | | | | | | | | | | | | | | | | | | | | | | | | | |
| ..REUNION COM | | 7 | | | 4 | | | | | | | | | | | | | | | | | | | | | | | | | |
| 732 | | | | | | | | | | | | | | | | | | | | | | | | | | | | | | |
| VEHICULES AUTOMOBILES ROUTIERS | | | | | | | | | | | | | | | | | | | | | | | | | | | | | | |
| KRAFTFAHRZEUGE | | | | | | | | | | | | | | | | | | | | | | | | | | | | | | |
| | | | | | | | | | | | | | | | | | | | | | | | | | | | | | | |
| MONDE T | | 5848 | | | 9440 | | | | | | | | | | | | | | | | | | | | | | | | | |
| FRANCE | | 4358 | | | 6928 | | | | | | | | | | | | | | | | | | | | | | | | | |
| BELGIQUE LUXBG | | 1 | | | 3 | | | | | | | | | | | | | | | | | | | | | | | | | |
| PAYS BAS | | 31 | | | 52 | | | | | | | | | | | | | | | | | | | | | | | | | |
| ALLEMAGNE RF | | 616 | | | 1147 | | | | | | | | | | | | | | | | | | | | | | | | | |
| ITALIE | | 37 | | | 63 | | | | | | | | | | | | | | | | | | | | | | | | | |
| ROYAUME UNI | | 371 | | | 573 | | | | | | | | | | | | | | | | | | | | | | | | | |
| SUEDE | | 2 | | | 4 | | | | | | | | | | | | | | | | | | | | | | | | | |
| DANEMARK | | 2 | | | 3 | | | | | | | | | | | | | | | | | | | | | | | | | |
| SUISSE | | 1 | | | 2 | | | | | | | | | | | | | | | | | | | | | | | | | |
| AUTRICHE | | 35 | | | 54 | | | | | | | | | | | | | | | | | | | | | | | | | |
| TCHecoslovaquie | | 2 | | | 2 | | | | | | | | | | | | | | | | | | | | | | | | | |
| ..ALGERIE | | 11 | | | 19 | | | | | | | | | | | | | | | | | | | | | | | | | |
| ..SENEGAL | | 4 | | | 3 | | | | | | | | | | | | | | | | | | | | | | | | | |
| ZANZIBAR PEMBA | | 1 | | | 1 | | | | | | | | | | | | | | | | | | | | | | | | | |
| ..REUNION COM | | 4 | | | 6 | | | | | | | | | | | | | | | | | | | | | | | | | |
| AFR OR BRIT NS | | 4 | | | 5 | | | | | | | | | | | | | | | | | | | | | | | | | |
| ETATS UNIS | | 315 | | | 473 | | | | | | | | | | | | | | | | | | | | | | | | | |
| CANADA | | 2 | | | 4 | | | | | | | | | | | | | | | | | | | | | | | | | |
| ISRAEL | | 50 | | | 99 | | | | | | | | | | | | | | | | | | | | | | | | | |
| 733 | | | | | | | | | | | | | | | | | | | | | | | | | | | | | | |
| VEHIC ROUT AUT QUE AUTOMOBILES | | | | | | | | | | | | | | | | | | | | | | | | | | | | | | |
| STRASSENFAHRZEUGE O KRAFTANTR | | | | | | | | | | | | | | | | | | | | | | | | | | | | | | |
| | | | | | | | | | | | | | | | | | | | | | | | | | | | | | | |
| MONDE T | | 496 | | | 384 | | | | | | | | | | | | | | | | | | | | | | | | | |
| FRANCE | | 493 | | | 380 | | | | | | | | | | | | | | | | | | | | | | | | | |
| ALLEMAGNE RF | | 1 | | | 2 | | | | | | | | | | | | | | | | | | | | | | | | | |
| JAPON | | 1 | | | 2 | | | | | | | | | | | | | | | | | | | | | | | | | |
| 734 | | | | | | | | | | | | | | | | | | | | | | | | | | | | | | |
| APERONEFS | | | | | | | | | | | | | | | | | | | | | | | | | | | | | | |
| LUFTFAHRZEUGE | | | | | | | | | | | | | | | | | | | | | | | | | | | | | | |
| | | | | | | | | | | | | | | | | | | | | | | | | | | | | | | |
| MONDE T | | 56 | | | 448 | | | | | | | | | | | | | | | | | | | | | | | | | |
| FRANCE | | 44 | | | 227 | | | | | | | | | | | | | | | | | | | | | | | | | |
| ROYAUME UNI | | 1 | | | 2 | | | | | | | | | | | | | | | | | | | | | | | | | |
| DANEMARK | | 1 | | | 13 | | | | | | | | | | | | | | | | | | | | | | | | | |
| 842 | | | | | | | | | | | | | | | | | | | | | | | | | | | | | | |
| FOURRURES SF ART CHAPELIERIE | | | | | | | | | | | | | | | | | | | | | | | | | | | | | | |
| PELZWAREN | | | | | | | | | | | | | | | | | | | | | | | | | | | | | | |
| | | | | | | | | | | | | | | | | | | | | | | | | | | | | | | |
| MONDE T | | | | | | | | | | | | | | | | | | | | | | | | | | | | | | |
| FRANCE | | | | | | | | | | | | | | | | | | | | | | | | | | | | | | |
| | | | | | | | | | | | | | | | | | | | | | | | | | | | | | | |
| 851 | | | | | | | | | | | | | | | | | | | | | | | | | | | | | | |
| CHAUSSURES | | | | | | | | | | | | | | | | | | | | | | | | | | | | | | |
| SCHUHE | | | | | | | | | | | | | | | | | | | | | | | | | | | | | | |
| | | | | | | | | | | | | | | | | | | | | | | | | | | | | | | |
| MONDE T | | 442 | | | 1366 | | | | | | | | | | | | | | | | | | | | | | | | | |
| FRANCE | | 384 | | | 1250 | | | | | | | | | | | | | | | | | | | | | | | | | |
| PAYS BAS | | 1 | | | | | | | | | | | | | | | | | | | | | | | | | | | | |

Tab. 2

import 1961

| WAREN - PRODUIT | | | WERTE | | | WAREN - PRODUIT | | | WERTE | | | WAREN - PRODUIT | | | WERTE | | |
|--------------------------------|--|--|--------------------------------|--|--|--------------------------------|--|--|-------------------------------|--|--|--------------------------------|--|--|-----------------|--|--|
| Ursprung - Origine | | | MENGES QUANTITÉ | | | Ursprung - Origine | | | MENGES QUANTITÉ | | | Ursprung - Origine | | | MENGES QUANTITÉ | | |
| Einheit - Unité | | | 1000 \$ | | | Einheit - Unité | | | 1000 \$ | | | Einheit - Unité | | | 1000 \$ | | |
| FRANCE | | | 332 | | | 723 | | | 831 | | | ARTI VOYAGE SACS A MAIN ET SIM | | | | | |
| PAYS BAS | | | 4 | | | FILS CABLES ISOLAT ETC P FLEC | | | REISPARTIKEL TAESCHNFRW U DGL | | | | | | | | |
| ALLEMAGNE RF | | | 19 | | | DRÄHTE KABEL ISOLATOREN F FL | | | M O N D E | | | T | | | 3 | | |
| ROYAUME UNI | | | 34 | | | M O N D E | | | T | | | 3 | | | 5 | | |
| SUEDE | | | 7 | | | FRANCE | | | T | | | 2 | | | 5 | | |
| SUISSE | | | 1 | | | • MALGACHE REP | | | T | | | 1 | | | 4 | | |
| • MALGACHE REP | | | 114 | | | 724 | | | 841 | | | VETEMENTS | | | | | |
| ETATS UNIS | | | 50 | | | APPAR POUR TELECOMMUNICATIONS | | | BEKLEIDUNG | | | | | | | | |
| ISRAEL | | | 7 | | | APP F TELEGR TELEPHON FERNSH | | | M O N D E | | | T | | | 16 | | |
| 711 | | | CHAUDIÈRES ET MOT NON ELECTR | | | FRANCE | | | T | | | 14 | | | 65 | | |
| CAMPFESSEL U NICHTELEKT MOTOR | | | | | | PAYS BAS | | | T | | | 14 | | | 58 | | |
| M O N D E | | | T | | | ALLEMAGNE RF | | | T | | | 1 | | | 6 | | |
| FRANCE | | | 7 | | | • MALGACHE REP | | | T | | | 1 | | | 1 | | |
| FRANCE | | | 4 | | | ETATS UNIS | | | T | | | 1 | | | | | |
| ALLEMAGNE RF | | | 1 | | | 729 | | | 851 | | | CHAUSSURES | | | | | |
| • MALGACHE REP | | | 2 | | | MACH ET APP ELECTRIQUES N D A | | | SCHUHE | | | | | | | | |
| 712 | | | TRACTEURS MACH ET APPAR AGRICO | | | ELECTR MASCHINEN U APP A N D | | | M O N D E | | | T | | | 24 | | |
| SCHLEPPER MASCHIN APP F LAMW | | | | | | M O N D E | | | T | | | 19 | | | 45 | | |
| M O N D E | | | T | | | FRANCE | | | T | | | 16 | | | 32 | | |
| FRANCE | | | 5 | | | • MALGACHE REP | | | T | | | 3 | | | 14 | | |
| FRANCE | | | 3 | | | 732 | | | 861 | | | APP SCIENTIF ET D OPTIQUE | | | | | |
| ROYAUME UNI | | | 1 | | | VEHICULES AUTOMOBILES ROUTIERS | | | FEINMECH U OPT ERZEUGNISSE | | | | | | | | |
| • MALGACHE REP | | | 2 | | | KRAFTFAHRZEUGE | | | M O N D E | | | T | | | 5 | | |
| 714 | | | MACHINES DE BUREAU | | | FRANCE | | | T | | | 4 | | | 28 | | |
| BUEROMASCHINEN | | | | | | SUEDE | | | T | | | 1 | | | 7 | | |
| M O N D E | | | T | | | SUISSE | | | T | | | 1 | | | 1 | | |
| FRANCE | | | 7 | | | • MALGACHE REP | | | T | | | 1 | | | 7 | | |
| FRANCE | | | 1 | | | 715 | | | 862 | | | FOURNITURES PHOTOCINEMA | | | | | |
| SUEDE | | | 1 | | | MACH POUR TRAVAIL DES METAUX | | | PHOTOCHIMISCHE ERZEUGNISSE | | | | | | | | |
| SUISSE | | | 1 | | | METALLBEARBEITUNGSMASCHINEN | | | M O N D E | | | T | | | 2 | | |
| • MALGACHE REP | | | 1 | | | M O N D E | | | T | | | 1 | | | 4 | | |
| 717 | | | MACH PR TEXT CUIR MAC A COUPE | | | FRANCE | | | T | | | 1 | | | 1 | | |
| MASCH F TEXTIL LFDER NACHMASCH | | | | | | • MALGACHE REP | | | T | | | 1 | | | 2 | | |
| M O N D E | | | T | | | 718 | | | 864 | | | HORLOGERIE | | | | | |
| FRANCE | | | 2 | | | MACH PR AUT INDUS SPECIALISEES | | | UHREN | | | | | | | | |
| ROYAUME UNI | | | 1 | | | MACH F BESOND GEN INDUSTRIEL | | | M O N D E | | | T | | | 2 | | |
| • MALGACHE REP | | | 1 | | | M O N D E | | | T | | | FRANCE | | | 2 | | |
| 718 | | | MACH PR AUT INDUS SPECIALISEES | | | FRANCE | | | T | | | 1 | | | 10 | | |
| MACH F BESOND GEN INDUSTRIEL | | | | | | • MALGACHE REP | | | T | | | 1 | | | 1 | | |
| M O N D E | | | T | | | 719 | | | 891 | | | INSTR MUSIQUE PHONOS DISQUES | | | | | |
| FRANCE | | | 1 | | | MACHINES ET APPAREILS N D A | | | MUSIKINSTR PLATTENSCHALLPL | | | | | | | | |
| FRANCE | | | 1 | | | MASCHINEN UND APPARATE ANG | | | M O N D E | | | T | | | 2 | | |
| ROYAUME UNI | | | 2 | | | M O N D E | | | T | | | 1 | | | 10 | | |
| SUEDE | | | 3 | | | FRANCE | | | T | | | 1 | | | 1 | | |
| • MALGACHE REP | | | 11 | | | • MALGACHE REP | | | T | | | 1 | | | 1 | | |
| 722 | | | MACH ELECT APPAR POUR COUPURE | | | 735 | | | 892 | | | OUVRAGES IMPRIMES | | | | | |
| ELECTR MASCH U SIGNALKRAFT | | | | | | BATEAUX | | | DRUCKERERZEUGNISSE | | | | | | | | |
| M O N D E | | | T | | | KASSENFAHRZEUGE | | | M O N D E | | | T | | | 4 | | |
| FRANCE | | | 12 | | | M O N D E | | | T | | | 4 | | | 6 | | |
| • MALGACHE REP | | | 2 | | | FRANCE | | | T | | | 4 | | | 6 | | |
| FRANCE | | | 11 | | | • MALGACHE REP | | | T | | | 4 | | | 6 | | |
| • MALGACHE REP | | | 2 | | | 735 | | | 893 | | | ARTICLES EN MATIERES PLASTIO | | | | | |
| 724 | | | APPAR POUR TELECOMMUNICATIONS | | | BATEAUX | | | KUNSTSTOFFWAREN | | | | | | | | |
| APP F TELEGR TELEPHON FERNSH | | | | | | KASSENFAHRZEUGE | | | M O N D E | | | T | | | 3 | | |
| M O N D E | | | T | | | M O N D E | | | T | | | 3 | | | 7 | | |
| FRANCE | | | 3 | | | FRANCE | | | T | | | 3 | | | 6 | | |
| PAYS BAS | | | 1 | | | ALLEMAGNE RF | | | T | | | 3 | | | 1 | | |
| ALLEMAGNE RF | | | 1 | | | SUEDE | | | T | | | 2 | | | | | |
| • MALGACHE REP | | | 2 | | | • MALGACHE REP | | | T | | | 2 | | | | | |
| ETATS UNIS | | | 1 | | | 821 | | | 894 | | | VOIT ENFANTS ART SPORT JOUETS | | | | | |
| ISRAEL | | | 7 | | | RECHARGES | | | KINDERWAGEN SPORTART SPIELZG | | | | | | | | |
| 729 | | | MACH ET APP ELECTRIQUES N D A | | | MOEBEL | | | M O N D E | | | T | | | 2 | | |
| ELECTR MASCHINEN U APP A N D | | | | | | M O N D E | | | T | | | 2 | | | 4 | | |
| M O N D E | | | T | | | FRANCE | | | T | | | 2 | | | 1 | | |
| FRANCE | | | 19 | | | FRANCE | | | T | | | 2 | | | 5 | | |
| • MALGACHE REP | | | 3 | | | • MALGACHE REP | | | T | | | 2 | | | 4 | | |
| 732 | | | VEHICULES AUTOMOBILES ROUTIERS | | | FRANCE | | | T | | | 2 | | | 25 | | |
| KRAFTFAHRZEUGE | | | | | | • MALGACHE REP | | | T | | | 2 | | | 25 | | |
| M O N D E | | | T | | | FRANCE | | | T | | | 4 | | | 51 | | |
| FRANCE | | | 153 | | | FRANCE | | | T | | | 25 | | | 25 | | |
| FRANCE | | | 116 | | | • MALGACHE REP | | | T | | | 16 | | | 25 | | |
| ALLEMAGNE RF | | | 6 | | | 735 | | | 894 | | | VOIT ENFANTS ART SPORT JOUETS | | | | | |
| ROYAUME UNI | | | 16 | | | BATEAUX | | | KUNSTSTOFFWAREN | | | | | | | | |
| • MALGACHE REP | | | 11 | | | KASSENFAHRZEUGE | | | M O N D E | | | T | | | 2 | | |
| ETATS UNIS | | | 1 | | | M O N D E | | | T | | | 2 | | | 5 | | |
| ISRAEL | | | 3 | | | FRANCE | | | T | | | 2 | | | 4 | | |
| 733 | | | VEHIC ROUT AUT QUB AUTOMOBILES | | | FRANCE | | | T | | | 2 | | | 1 | | |
| STRASSENFAHRZEUGE O KRAFTANTR | | | | | | • MALGACHE REP | | | T | | | 2 | | | 1 | | |
| M O N D E | | | T | | | FRANCE | | | T | | | 2 | | | 1 | | |
| FRANCE | | | 5 | | | FRANCE | | | T | | | 2 | | | 1 | | |
| • MALGACHE REP | | | 2 | | | • MALGACHE REP | | | T | | | 2 | | | 1 | | |
| 734 | | | AERONES | | | FRANCE | | | T | | | 2 | | | 1 | | |
| LUFTHANZUG | | | | | | • MALGACHE REP | | | T | | | 2 | | | 1 | | |
| M O N D E | | | T | | | FRANCE | | | T | | | 2 | | | 1 | | |
| FRANCE | | | 1 | | | FRANCE | | | T | | | 2 | | | 1 | | |
| ETATS UNIS | | | 1 | | | FRANCE | | | T | | | 2 | | | 1 | | |
| 735 | | | BATEAUX | | | FRANCE | | | T | | | 2 | | | 1 | | |
| KASSENFAHRZEUGE | | | | | | • MALGACHE REP | | | T | | | 2 | | | 1 | | |
| M O N D E | | | T | | | FRANCE | | | T | | | 2 | | | 1 | | |
| FRANCE | | | 9 | | | FRANCE | | | T | | | 2 | | | 1 | | |
| • MALGACHE REP | | | 4 | | | FRANCE | | | T | | | 2 | | | 1 | | |
| 735 | | | BATEAUX | | | FRANCE | | | T | | | 2 | | | 1 | | |
| KASSENFAHRZEUGE | | | | | | • MALGACHE REP | | | T | | | 2 | | | 1 | | |
| M O N D E | | | T | | | FRANCE | | | T | | | 2 | | | 1 | | |
| FRANCE | | | 9 | | | FRANCE | | | T | | | 2 | | | 1 | | |
| • MALGACHE REP | | | 4 | | | FRANCE | | | T | | | 2 | | | 1 | | |
| 735 | | | BATEAUX | | | FRANCE | | | T | | | 2 | | | 1 | | |
| KASSENFAHRZEUGE | | | | | | • MALGACHE REP | | | T | | | 2 | | | 1 | | |
| M O N D E | | | T | | | FRANCE | | | T | | | 2 | | | 1 | | |
| FRANCE | | | 9 | | | FRANCE | | | T | | | 2 | | | 1 | | |
| • MALGACHE REP | | | 4 | | | FRANCE | | | T | | | 2 | | | 1 | | |
| 735 | | | BATEAUX | | | FRANCE | | | T | | | 2 | | | 1 | | |
| KASSENFAHRZEUGE | | | | | | • MALGACHE REP | | | T | | | 2 | | | 1 | | |
| M O N D E | | | T | | | FRANCE | | | T | | | 2 | | | 1 | | |
| FRANCE | | | 9 | | | FRANCE | | | T | | | 2 | | | 1 | | |
| • MALGACHE REP | | | 4 | | | FRANCE | | | T | | | 2 | | | 1 | | |
| 735 | | | BATEAUX | | | FRANCE | | | T | | | 2 | | | 1 | | |
| KASSENFAHRZEUGE | | | | | | • MALGACHE REP | | | T | | | 2 | | | 1 | | |
| M O N D E | | | T | | | FRANCE | | | T | | | 2 | | | 1 | | |
| FRANCE | | | 9 | | | FRANCE | | | T | | | 2 | | | 1 | | |
| • MALGACHE REP | | | 4 | | | FRANCE | | | T | | | 2 | | | 1 | | |
| 735 | | | BATEAUX | | | FRANCE | | | T | | | 2 | | | 1 | | |
| KASSENFAHRZEUGE | | | | | | • MALGACHE REP | | | T | | | 2 | | | 1 | | |
| M O N D E | | | T | | | FRANCE | | | T | | | 2 | | | 1 | | |
| FRANCE | | | 9 | | | FRANCE | | | T | | | 2 | | | 1 | | |
| • MALGACHE REP | | | 4 | | | FRANCE | | | T | | | 2 | | | 1 | | |

Werte: 1000 \$ — Mengen: Tonnen falls nicht anders vermerkt (Abkürzungen siehe Anhang)
Y: siehe im Anhang Anmerkungen zu den Waren

Valeurs: 1000 \$ — Quantités: Tonnes sauf indication contraire (Voir abréviations en Annexe)
Y: voir notes par produits en Annexe

Tab. 2

import 1961

St Pierre und Miquelon

St Pierre et Miquelon

| WAREN - PRODUIT | | | | MENGE QUANTITÉ | | WERTE VALEUR | | WAREN - PRODUIT | | | | MENGE QUANTITÉ | | WERTE VALEUR | | WAREN - PRODUIT | | | | MENGE QUANTITÉ | | WERTE VALEUR | | | |
|--------------------------------|--|--|--|---------------------|--|-----------------|--|------------------------|--|--|--|---------------------|--|-----------------|--|------------------------|--|--|--|---------------------|--|-----------------|--|--|--|
| ↓ Ursprung - Origine ↓ | | | | ↓ Einheit - Unité ↓ | | 1000 \$ | | ↓ Ursprung - Origine ↓ | | | | ↓ Einheit - Unité ↓ | | 1000 \$ | | ↓ Ursprung - Origine ↓ | | | | ↓ Einheit - Unité ↓ | | 1000 \$ | | | |
| 895 | | | | | | | | | | | | | | | | | | | | | | | | | |
| ARTICLES DE BUREAU | | | | | | | | | | | | | | | | | | | | | | | | | |
| BUEROBEDARF | | | | | | | | | | | | | | | | | | | | | | | | | |
| M O N D E | | | | T | | 3 | | | | | | | | | | | | | | | | | | | |
| FRANCE | | | | | | 1 | | | | | | | | | | | | | | | | | | | |
| 897 | | | | | | | | | | | | | | | | | | | | | | | | | |
| BIJOUTERIE JOAILLERIE ORFÈVRES | | | | | | | | | | | | | | | | | | | | | | | | | |
| SCHMUCK GOLD UND SILBERWAREN | | | | | | | | | | | | | | | | | | | | | | | | | |
| M O N D E | | | | T | | 3 | | | | | | | | | | | | | | | | | | | |
| FRANCE | | | | | | 2 | | | | | | | | | | | | | | | | | | | |
| ALLEMAGNE RF | | | | | | 1 | | | | | | | | | | | | | | | | | | | |
| 899 | | | | | | | | | | | | | | | | | | | | | | | | | |
| ARTICLES MANUFACTURÉS DDA | | | | | | | | | | | | | | | | | | | | | | | | | |
| BEARBEITETE WAREN A N G | | | | | | | | | | | | | | | | | | | | | | | | | |
| M O N D E | | | | T | | 23 | | 25 | | | | | | | | | | | | | | | | | |
| FRANCE | | | | | | 6 | | 13 | | | | | | | | | | | | | | | | | |
| SUEDE | | | | | | 14 | | 10 | | | | | | | | | | | | | | | | | |
| MALGACHE REP | | | | | | 1 | | 1 | | | | | | | | | | | | | | | | | |
| HONG KONG | | | | | | 1 | | 1 | | | | | | | | | | | | | | | | | |
| 911 | | | | | | | | | | | | | | | | | | | | | | | | | |
| COLIS POSTAUX NON CL AILLEURS | | | | | | | | | | | | | | | | | | | | | | | | | |
| POSTPAKETE ANDERW N ZUFORDNFT | | | | | | | | | | | | | | | | | | | | | | | | | |
| M O N D E | | | | T | | 13 | | 51 | | | | | | | | | | | | | | | | | |
| FRANCE | | | | | | 8 | | 34 | | | | | | | | | | | | | | | | | |
| MALGACHE REP | | | | | | 5 | | 17 | | | | | | | | | | | | | | | | | |
| 931 | | | | | | | | | | | | | | | | | | | | | | | | | |
| MARCH EN RETOUR TRANSAC SPECIA | | | | | | | | | | | | | | | | | | | | | | | | | |
| RUECKWAREN U BESOND FIN U AUSF | | | | | | | | | | | | | | | | | | | | | | | | | |
| M O N D E | | | | T | | 62 | | 39 | | | | | | | | | | | | | | | | | |
| FRANCE | | | | | | 1 | | 1 | | | | | | | | | | | | | | | | | |
| ZANZIBAR PEMBA | | | | | | 35 | | 26 | | | | | | | | | | | | | | | | | |
| MALGACHE REP | | | | | | 26 | | 12 | | | | | | | | | | | | | | | | | |
| 951 | | | | | | | | | | | | | | | | | | | | | | | | | |
| ARMURFRIE MUNITIONS DE GUERRE | | | | | | | | | | | | | | | | | | | | | | | | | |
| KRIEGSWAFFEN UND MUNITION | | | | | | | | | | | | | | | | | | | | | | | | | |
| M O N D E | | | | T | | 1 | | 1 | | | | | | | | | | | | | | | | | |
| FRANCE | | | | | | 1 | | 1 | | | | | | | | | | | | | | | | | |

Werte : 1000 \$ — Mengen : Tonnen falls nicht anders vermerkt (Abkürzungen siehe Anhang)
Y : siehe im Anhang Anmerkungen zu den Waren

Valeurs : 1000 \$ — Quantités : Tonnes sauf indication contraire (Voir abréviations en Annexe)
Y : voir notes par produits en Annexe

Tab. 2

import 1961

Komoren Comores

| WAREN - PRODUIT | | | WAREN - PRODUIT | | | WAREN - PRODUIT | | |
|----------------------------------|-------------------|-----------------|---------------------------------|-------------------|-----------------|--------------------------------|-------------------|-----------------|
| Ursprung - Origine | MENGE QUANTITÉ | WERTE VALEUR | Ursprung - Origine | MENGE QUANTITÉ | WERTE VALEUR | Ursprung - Origine | MENGE QUANTITÉ | WERTE VALEUR |
| Einheit - Unité | 1000 \$ | 1000 \$ | Einheit - Unité | 1000 \$ | 1000 \$ | Einheit - Unité | 1000 \$ | 1000 \$ |
| 0 1 | | | Y | | | | | |
| PROD ALIMENTAIRES BOISSONS TABAC | | | 045 | | | ROYAUME UNI | 6 | 5 |
| NÄHRUNGS UND GENUSSMITTEL | | | AUTRES CEREALES | | | ETATS UNIS | 3 | 2 |
| M O N D E | 1396 | | ANDRES GETREIDE | | | CANADA | 1 | 1 |
| FRANCE | 501 | | M O N D E | 7 | 2 | Y | | |
| BELGIQUE LUXBO | 7 | | FRANCE | 2 | 1 | 072 | | |
| PAYS BAS | 42 | | | | | CACAO | | |
| ALLEMAGNE RF | 5 | | | | | KAKAO | | |
| ITALIE | 1 | | 046 | | | M O N D E | 28 | 26 |
| ROYAUME UNI | 90 | | SEMIGLE ET FARINE DE FROMENT | | | FRANCE | 7 | 7 |
| * ALGERIE | 7 | | GRIS ET MEHL AUS WEIZEN | | | BELGIQUE LUXBO | 2 | 1 |
| ETATS UNIS | 74 | | M O N D E | 505 | 61 | ROYAUME UNI | 9 | 8 |
| CANADA | 727 | | FRANCE | 335 | 41 | CANADA | 9 | 7 |
| NON SPECIFIES | 28 | | CANADA | 170 | 20 | NON SPECIFIES | 1 | 2 |
| 001 | | | | | | Y | | |
| ANIMAUX VIVANTS | | | 048 | | | 074 | | |
| LEBENDE TIERE | | | PREPAR DE CEREALES DE FARINES | | | THE ET MATF | | |
| M O N D E | 181 | 109 | ZUBEREITUNGEN A GETREIDEMEHL | | | TEE UND MATE | | |
| CANADA | 181 | 109 | M O N D E | 98 | 54 | M O N D E | 10 | 14 |
| Y | | | FRANCE | 44 | 20 | PAYS BAS | 4 | 6 |
| 011 | | | BELGIQUE LUXBO | 2 | 2 | ROYAUME UNI | 6 | 9 |
| VIANDE FRAICHE REFRIG CONGEELE | | | PAYS BAS | 5 | 2 | Y | | |
| FLEISCH FRISCH GEKUEHLT GEF | | | ROYAUME UNI | 13 | 9 | 075 | | |
| M O N D E | 258 | 271 | CANADA | 34 | 21 | EPICES | | |
| FRANCE | 3 | 3 | 051 | | | GEWUERZE | | |
| CANADA | 254 | 268 | FRUITS FRAS NOIX SAUF OLIVIER | | | M O N D E | 1 | 2 |
| 022 | | | OBST UND SUEDEFR FRISCH NUESSE | | | FRANCE | 1 | 1 |
| LAIT ET CREME DE LAIT | | | M O N D E | 228 | 69 | ROYAUME UNI | 1 | 1 |
| MILCH UND RAHM | | | FRANCE | 2 | 1 | 081 | | |
| M O N D E | 180 | 49 | CANADA | 226 | 68 | ALIMENTS POUR ANIMAUX | | |
| FRANCE | 11 | 4 | Y | | | FUTTERMITTEL | | |
| PAYS BAS | 142 | 36 | 053 | | | M O N D E | 729 | 66 |
| CANADA | 27 | 8 | PREP ET CONSERVES DE FRUITS | | | CANADA | 728 | 66 |
| 023 | | | OBST SUEDEFR ZUBEREIT CONSERVES | | | 099 | | |
| BEURRE | | | M O N D E | 207 | 93 | PREPARATIONS ALIMENTAIRES NDA | | |
| BUTTER | | | FRANCE | 78 | 40 | NÄHRUNGSMITTELZUBEREIT A N G | | |
| M O N D E | 73 | 73 | BELGIQUE LUXBO | 7 | 4 | M O N D E | 7 | 1 |
| FRANCE | 23 | 24 | PAYS BAS | 14 | 8 | FRANCE | 7 | 1 |
| ETATS UNIS | 46 | 45 | ROYAUME UNI | 54 | 20 | 111 | | |
| CANADA | 4 | 4 | CANADA | 34 | 20 | BOISSONS N ALC SAUF JUS FRUITS | | |
| 024 | | | NON SPECIFIES | 3 | 1 | ALKOHOLFREIE GETRAENKE | | |
| FROMAGE ET CAILLFLOTTE | | | 054 | | | M O N D E | 109 | 15 |
| KAESE UND QUARK | | | LEGUMES PLANTES TUBERO ALIMENT | | | FRANCE | 104 | 15 |
| M O N D E | 20 | 20 | GEMUESE PFLANZEN KNOLLEN F ERN | | | ALLEMAGNE RF | 4 | 1 |
| FRANCE | 8 | 8 | M O N D E | 974 | 93 | 112 | | |
| PAYS BAS | 6 | 4 | FRANCE | 6 | 2 | BOISSONS ALCOOLIQUES | | |
| CANADA | 4 | 4 | ITALIE | 2 | 1 | ALKOHOLISCHE GETRAENKE | | |
| NON SPECIFIES | 2 | 4 | CANADA | 465 | 90 | M O N D E | 514 | 156 |
| 031 | | | Y | | | FRANCE | 428 | 112 |
| POISSONS | | | 061 | | | PAYS BAS | 51 | 16 |
| FISCH | | | SUCRE ET MIEL | | | ALLEMAGNE RF | 13 | 4 |
| M O N D E | 75 | 6 | ZUCKER UND HONIG | | | ROYAUME UNI | 15 | 21 |
| ETATS UNIS | 64 | 2 | M O N D E | 168 | 23 | NON SPECIFIES | 7 | 3 |
| CANADA | 11 | 3 | FRANCE | 86 | 11 | Y | | |
| Y | | | ROYAUME UNI | 69 | 8 | 122 | | |
| 032 | | | ETATS UNIS | 7 | 1 | TABACS MANUFACTURES | | |
| PREP CONSERV POISSONS ET CRUST | | | CANADA | 6 | 4 | TABAKWAREN | | |
| FISCHZUBEREITUNGEN U CONSERVES | | | 062 | | | M O N D E | 15 | 53 |
| M O N D E | 76 | 69 | PREPARATIONS A BASE DE SUCRE | | | FRANCE | 3 | 9 |
| FRANCE | 27 | 23 | ZUCKERWAREN | | | PAYS BAS | 1 | 4 |
| PAYS BAS | 9 | 4 | M O N D E | 35 | 21 | * ALGERIE | 3 | 7 |
| CANADA | 20 | 24 | FRANCE | 9 | 8 | ETATS UNIS | 6 | 24 |
| NON SPECIFIES | 20 | 16 | PAYS BAS | 5 | 2 | CANADA | 2 | 8 |
| | | | ROYAUME UNI | 16 | 9 | 071 | | |
| | | | CANADA | 4 | 2 | CAFE | | |
| | | | 071 | | | KAFFEE | | |
| | | | M O N D E | 9 | 9 | | | |

Werte : 1000 \$ — Mengen : Tonnen falls nicht anders vermerkt (Abkürzungen siehe Anhang)
 Y : siehe im Anhang Anmerkungen zu den Waren

Valeurs : 1000 \$ — Quantités : Tonnes sauf indication contraire (Voir abréviations en Annexe)
 Y : voir notes par produits en Annexe

Tab. 2

import 1961

St Pierre und Miquelon

St Pierre et Miquelon

| WAREN - PRODUIT | | | MENZE | | | WERTE | | | WAREN - PRODUIT | | | MENZE | | | WERTE | | | |
|---------------------------------|---|-----|-----------------|--|-----|-----------------------------------|---|-----|--------------------|--|--|-----------------|--|--|---------|--|--|--|
| Quantité | | | Einheit - Unité | | | 1000 \$ | | | Quantité | | | Einheit - Unité | | | 1000 \$ | | | |
| Ursprung - Origine | | | | | | | | | Ursprung - Origine | | | | | | | | | |
| FRANCE | | 1 | | | 5 | Y | | | | | | | | | | | | |
| ROYAUME UNI | | | | | 1 | 682 | | | | | | | | | | | | |
| ETATS UNIS | | | | | 1 | CUIVRE | | | | | | | | | | | | |
| CANADA | | 1 | | | 1 | KUPFER | | | | | | | | | | | | |
| | | | | | | M O N D E | T | 11 | 14 | | | | | | | | | |
| | | | | | | FRANCE | | 2 | | | | | | | | | | |
| | | | | | | CANADA | | 9 | 12 | | | | | | | | | |
| 653 | | | | | | Y | | | | | | | | | | | | |
| AUTRES TISSUS SAUF SPECIAUX | | | | | | 684 | | | | | | | | | | | | |
| ANDERE GEFEBE | | | | | | ALUMINIUM | | | | | | | | | | | | |
| M O N D E | T | 20 | | | 113 | ALUMINIUM | | | | | | | | | | | | |
| FRANCE | | 17 | | | 105 | M O N D E | T | 4 | 6 | | | | | | | | | |
| CANADA | | 2 | | | 8 | ROYAUME UNI | | 1 | | | | | | | | | | |
| | | | | | | ETATS UNIS | | | | | | | | | | | | |
| | | | | | | CANADA | | 2 | 3 | | | | | | | | | |
| 655 | | | | | | Y | | | | | | | | | | | | |
| TISSUS SPECIAUX ARTIC ASSIMIL | | | | | | 689 | | | | | | | | | | | | |
| SPEZIALGEFEBE UND ERZEUGNISSE | | | | | | AUTRES MET COMMUNS NON FERREUX | | | | | | | | | | | | |
| M O N D E | T | 57 | | | 37 | ANDERE UNEDLE NE METALLE | | | | | | | | | | | | |
| FRANCE | | 2 | | | 4 | M O N D E | T | 2 | 1 | | | | | | | | | |
| ROYAUME UNI | | 37 | | | 13 | Y | | | | | | | | | | | | |
| ETATS UNIS | | | | | 1 | 695 | | | | | | | | | | | | |
| CANADA | | 18 | | | 20 | OUTILLAGE EN METAUX COMMUNS | | | | | | | | | | | | |
| | | | | | | WERKZEUGE AUS UNEDLEN METALLEN | | | | | | | | | | | | |
| 656 | | | | | | M O N D E | T | 8 | 16 | | | | | | | | | |
| ARTICLES EN MAT TEXTILES NDA | | | | | | FRANCE | | 4 | 10 | | | | | | | | | |
| SPINNSTOFFWAREN A N G | | | | | | ALLEMAGNE RF | | 1 | 2 | | | | | | | | | |
| M O N D E | T | 18 | | | 32 | ROYAUME UNI | | 2 | 2 | | | | | | | | | |
| FRANCE | | 6 | | | 17 | ETATS UNIS | | 1 | 1 | | | | | | | | | |
| ROYAUME UNI | | 1 | | | 2 | CANADA | | 1 | 1 | | | | | | | | | |
| ETATS UNIS | | 1 | | | 2 | | | | | | | | | | | | | |
| CANADA | | 9 | | | 10 | | | | | | | | | | | | | |
| NON SPECIFIES | | | | | 2 | | | | | | | | | | | | | |
| | | | | | | | | | | | | | | | | | | |
| 657 | | | | | | 698 | | | | | | | | | | | | |
| COUV PARQUETS TAPIS TAPISSERIE | | | | | | AUT ART MANUF EN MET COMM NDA | | | | | | | | | | | | |
| FUSSBODENBELAGE TEPPICHE USW | | | | | | AND BEARB WAREN A UNEDL METALL | | | | | | | | | | | | |
| M O N D E | T | 2 | | | 5 | M O N D E | T | 6 | 11 | | | | | | | | | |
| FRANCE | | 1 | | | 3 | FRANCE | | 3 | 5 | | | | | | | | | |
| ROYAUME UNI | | 1 | | | 1 | ROYAUME UNI | | 1 | 2 | | | | | | | | | |
| CANADA | | 1 | | | 1 | ETATS UNIS | | 1 | 1 | | | | | | | | | |
| | | | | | | CANADA | | 1 | 3 | | | | | | | | | |
| Y | | | | | | | | | | | | | | | | | | |
| 661 | | | | | | 7 | | | | | | | | | | | | |
| CHAUX CIMENTS OUVR PR BATIMENT | | | | | | MACHINES ET MATERIEL DE TRANSPORT | | | | | | | | | | | | |
| KALK ZEMENT UND BAUSTOFFE | | | | | | MACHINEN UND FAHRZEUGE | | | | | | | | | | | | |
| M O N D E | T | 593 | | | 40 | M O N D E | | 490 | | | | | | | | | | |
| FRANCE | | 386 | | | 24 | FRANCE | | 162 | | | | | | | | | | |
| ALLEMAGNE RF | | 152 | | | 6 | PAYS BAS | | 16 | | | | | | | | | | |
| ETATS UNIS | | 3 | | | 3 | ALLEMAGNE RF | | 72 | | | | | | | | | | |
| CANADA | | 52 | | | 7 | ITALIE | | 4 | | | | | | | | | | |
| | | | | | | ROYAUME UNI | | 20 | | | | | | | | | | |
| Y | | | | | | ETATS UNIS | | 62 | | | | | | | | | | |
| 664 | | | | | | CANADA | | 146 | | | | | | | | | | |
| VERRE | | | | | | NON SPECIFIES | | 6 | | | | | | | | | | |
| GLAS | | | | | | | | | | | | | | | | | | |
| M O N D E | T | 43 | | | 18 | | | | | | | | | | | | | |
| FRANCE | | 37 | | | 14 | | | | | | | | | | | | | |
| BELGIQUE LUXBG | | 2 | | | 1 | | | | | | | | | | | | | |
| ROYAUME UNI | | 1 | | | 1 | | | | | | | | | | | | | |
| CANADA | | 3 | | | 2 | | | | | | | | | | | | | |
| | | | | | | | | | | | | | | | | | | |
| 667 | | | | | | 711 | | | | | | | | | | | | |
| PIERRES REMMES ET PERLES FINES | | | | | | CHAUDIERES ET MOT NON FLECTR | | | | | | | | | | | | |
| EDEL SCHMUCKSTEFINE FOHT PERLEN | | | | | | DAMPFKESSEL U NICHTFLEKT MOTOR | | | | | | | | | | | | |
| M O N D E | T | | | | 9 | M O N D E | T | 48 | 117 | | | | | | | | | |
| FRANCE | | | | | 9 | FRANCE | | 11 | 24 | | | | | | | | | |
| | | | | | | PAYS BAS | | 3 | 8 | | | | | | | | | |
| Y | | | | | | ROYAUME UNI | | 1 | 4 | | | | | | | | | |
| 679 | | | | | | ETATS UNIS | | 10 | 16 | | | | | | | | | |
| OUVRAGES FONTE FER ACIER NDA | | | | | | CANADA | | 21 | 65 | | | | | | | | | |
| WAREN A FISEN OD STAHL A N G | | | | | | | | | | | | | | | | | | |
| M O N D E | T | 180 | | | 82 | Y | | | | | | | | | | | | |
| FRANCE | | 102 | | | 35 | 719 | | | | | | | | | | | | |
| PAYS BAS | | 1 | | | 1 | MACHINES ET APPARELS NDA | | | | | | | | | | | | |
| ALLEMAGNE RF | | 1 | | | 1 | MACHINEN UND APPARATE ANG | | | | | | | | | | | | |
| ROYAUME UNI | | 17 | | | 9 | M O N D E | T | 54 | 142 | | | | | | | | | |
| ETATS UNIS | | 2 | | | 2 | FRANCE | | 11 | 24 | | | | | | | | | |
| CANADA | | 57 | | | 34 | PAYS BAS | | 2 | 4 | | | | | | | | | |
| | | | | | | ALLEMAGNE RF | | 5 | 53 | | | | | | | | | |
| | | | | | | ITALIE | | | 4 | | | | | | | | | |
| | | | | | | ROYAUME UNI | | 5 | 8 | | | | | | | | | |
| | | | | | | ETATS UNIS | | 4 | 16 | | | | | | | | | |
| | | | | | | CANADA | | 26 | 32 | | | | | | | | | |

Werte: 1000 \$ — Mengen: Tonnen falls nicht anders vermerkt (Abkürzungen siehe Anhang)
Y: siehe im Anhang Anmerkungen zu den Waren

Valeurs: 1000 \$ — Quantités: Tonnes sauf indication contraire (Voir abréviations en Annexe)
Y: voir notes par produits en Annexe

Tab. 2

import 1961

| WAREN - PRODUIT | | | MENGE | WERTE | WAREN - PRODUIT | | | MENGE | WERTE | WAREN - PRODUIT | | | MENGE | WERTE | |
|---------------------------------|--|--|-----------------|---------|---------------------------------|----------------|--|-----------------|---------|--------------------|----|--|-----------------|---------|--|
| Origine - Ursprung | | | QUANTITÉ | VALEUR | Origine - Ursprung | | | QUANTITÉ | VALEUR | Origine - Ursprung | | | QUANTITÉ | VALEUR | |
| | | | Einheit - Unité | 1000 \$ | | | | Einheit - Unité | 1000 \$ | | | | Einheit - Unité | 1000 \$ | |
| Y | | | | | 911 | | | | | | | | | | |
| 851 | | | | | COLIS POSTAUX NON CL. AILLEURS | | | | | | | | | | |
| CHAUSSURES | | | | | POSTPAKETE ANDERE N. ZUFORDERET | | | | | | | | | | |
| SCHUHE | | | | | | | | | | | | | | | |
| M O N D E | | | T | 22 | 73 | M O N D E | | | T | 21 | 79 | | | | |
| FRANCE | | | | 14 | 49 | FRANCE | | | | 10 | 38 | | | | |
| ROYAUME UNI | | | | 2 | 4 | PAYS BAS | | | | | 1 | | | | |
| ETATS UNIS | | | | | 4 | ETATS UNIS | | | | 3 | 12 | | | | |
| CANADA | | | | 6 | 16 | CANADA | | | | 8 | 27 | | | | |
| Y | | | | | Y | | | | | | | | | | |
| 861 | | | | | 951 | | | | | | | | | | |
| APP. SCIENTIF. ET D'OPTIQUE | | | | | ARMURERIE MUNITIONS DE CUIVRE | | | | | | | | | | |
| FEINMECH. U. OPT. ERZEUGNISSE | | | | | KRIEGSWAFFEN UND MUNITION | | | | | | | | | | |
| M O N D E | | | T | 3 | 19 | M O N D E | | | T | 3 | 6 | | | | |
| FRANCE | | | | 2 | 13 | FRANCE | | | | 3 | 4 | | | | |
| ALLEMAGNE RF | | | | | 3 | BELGIQUE LUXBO | | | | | 1 | | | | |
| ETATS UNIS | | | | | 1 | | | | | | | | | | |
| CANADA | | | | 1 | 2 | | | | | | | | | | |
| Y | | | | | Y | | | | | | | | | | |
| 862 | | | | | 864 | | | | | | | | | | |
| FOURNITURES PHOTOCINEMA | | | | | HORLOGERIE | | | | | | | | | | |
| PHOTOCHEMISCHE ERZEUGNISSE | | | | | UHREN | | | | | | | | | | |
| M O N D E | | | T | 2 | 8 | M O N D E | | | T | 2 | 15 | | | | |
| FRANCE | | | | 1 | 6 | FRANCE | | | | 1 | 9 | | | | |
| ETATS UNIS | | | | 1 | 1 | ALLEMAGNE RF | | | | | 1 | | | | |
| | | | | | | NON SPECIFIES | | | | | 4 | | | | |
| Y | | | | | Y | | | | | | | | | | |
| 891 | | | | | 893 | | | | | | | | | | |
| INSTR. MUSIQUE PHONOS DISQUES | | | | | ARTICLES EN MATIERES PLASTIQ. | | | | | | | | | | |
| MUSIKINSTR. PLATTENSPIEL | | | | | KUNSTSTOFFWAREN | | | | | | | | | | |
| M O N D E | | | T | 2 | 17 | M O N D E | | | T | 12 | 19 | | | | |
| FRANCE | | | | 1 | 9 | FRANCE | | | | 4 | 9 | | | | |
| PAYS BAS | | | | | 3 | ROYAUME UNI | | | | 2 | 2 | | | | |
| ALLEMAGNE RF | | | | | 3 | ETATS UNIS | | | | 2 | 3 | | | | |
| ITALIE | | | | | 2 | CANADA | | | | 4 | 4 | | | | |
| Y | | | | | Y | | | | | | | | | | |
| 894 | | | | | 899 | | | | | | | | | | |
| VOIT. ENFANTS ART. SPORT JOUETS | | | | | ARTICLES MANUFACTURES NDA | | | | | | | | | | |
| KINDERWAGEN SPORTART SPIELZG. | | | | | BEARBEITETE WAREN A. N. C. | | | | | | | | | | |
| M O N D E | | | T | 14 | 30 | M O N D E | | | T | 11 | 30 | | | | |
| FRANCE | | | | 6 | 14 | FRANCE | | | | 9 | 24 | | | | |
| ALLEMAGNE RF | | | | 4 | 6 | ALLEMAGNE RF | | | | 1 | 1 | | | | |
| ITALIE | | | | 1 | 1 | ROYAUME UNI | | | | | 2 | | | | |
| ROYAUME UNI | | | | 2 | 4 | ETATS UNIS | | | | | 1 | | | | |
| CANADA | | | | 1 | 6 | CANADA | | | | 1 | 1 | | | | |
| Y | | | | | Y | | | | | | | | | | |
| 899 | | | | | 899 | | | | | | | | | | |
| ARTICLES MANUFACTURES NDA | | | | | ARTICLES MANUFACTURES NDA | | | | | | | | | | |
| BEARBEITETE WAREN A. N. C. | | | | | BEARBEITETE WAREN A. N. C. | | | | | | | | | | |
| M O N D E | | | T | 11 | 30 | M O N D E | | | T | 11 | 30 | | | | |
| FRANCE | | | | 9 | 24 | FRANCE | | | | 9 | 24 | | | | |
| ALLEMAGNE RF | | | | 1 | 1 | ALLEMAGNE RF | | | | 1 | 1 | | | | |
| ROYAUME UNI | | | | | 2 | ROYAUME UNI | | | | | 2 | | | | |
| ETATS UNIS | | | | | 1 | ETATS UNIS | | | | | 1 | | | | |
| CANADA | | | | 1 | 1 | CANADA | | | | 1 | 1 | | | | |

Werte : 1000 \$ — Mengen : Tonnes falls nicht anders vermerkt (Abkürzungen siehe Anhang)
 Y : siehe im Anhang Anmerkungen zu den Waren

Valeurs : 1000 \$ — Quantités : Tonnes sauf indication contraire (Voir abréviations en Annexe)
 Y : voir notes par produits en Annexe

Tab. 2

import 1961**Neu-Kaledonien Nouvelle Calédonie**

| WAREN - PRODUIT | | | MENZE QUANTITÉ | | | WERTE VALEUR | | | WAREN - PRODUIT | | | MENZE QUANTITÉ | | | WERTE VALEUR | | | WAREN - PRODUIT | | | MENZE QUANTITÉ | | | WERTE VALEUR | | | | | | | | | | | |
|----------------------------------|--|--|-----------------|--|--|--------------|--|--|--------------------------------|--|--|-----------------|--|--|--------------|--|--|--------------------------------|--|--|-----------------|--|--|--------------|--|--|------|--|--|-----|--|--|--|--|--|
| Ursprung - Origine | | | Einheit - Unité | | | 1000 \$ | | | Ursprung - Origine | | | Einheit - Unité | | | 1000 \$ | | | Ursprung - Origine | | | Einheit - Unité | | | 1000 \$ | | | | | | | | | | | |
| 0 1 | | | | | | | | | 023 | | | | | | | | | 048 | | | | | | | | | | | | | | | | | |
| PROD ALIMENTAIRES BOISSONS TABAC | | | | | | | | | BEURRE | | | | | | | | | PREPAR DE CEREALES DE FARINES | | | | | | | | | | | | | | | | | |
| NAHRUNGS UND GENUSSMITTEL | | | | | | | | | BUTTER | | | | | | | | | ZUBEREITUNGEN A GETREIDEMEHL | | | | | | | | | | | | | | | | | |
| M O N D E | | | T | | | 8654 | | | M O N D E | | | T | | | 352 | | | 272 | | | M O N D E | | | T | | | 1047 | | | 517 | | | | | |
| FRANCE | | | | | | 4369 | | | FRANCE | | | | | | 14 | | | 17 | | | FRANCE | | | | | | 352 | | | 222 | | | | | |
| BELGIQUE LUXBG | | | | | | 225 | | | AUSTRALIE | | | | | | 329 | | | 248 | | | PAYS BAS | | | | | | 6 | | | 4 | | | | | |
| PAYS BAS | | | | | | 314 | | | NOUV ZELANDE | | | | | | 10 | | | 8 | | | ALLEMAGNE RF | | | | | | 1 | | | 1 | | | | | |
| ALLEMAGNE RF | | | | | | 4 | | | | | | | | | | | | | | | ROYAUME UNI | | | | | | 1 | | | 1 | | | | | |
| ITALIE | | | | | | 44 | | | | | | | | | | | | | | | ETATS UNIS | | | | | | 6 | | | 5 | | | | | |
| ROYAUME UNI | | | | | | 167 | | | | | | | | | | | | | | | • OCEANIE FRANC | | | | | | 672 | | | 281 | | | | | |
| DANEMARK | | | | | | 118 | | | | | | | | | | | | | | | | | | | | | 9 | | | 3 | | | | | |
| SUISSE | | | | | | 7 | | | | | | | | | | | | | | | | | | | | | | | | | | | | | |
| PORTUGAL | | | | | | 2 | | | | | | | | | | | | | | | | | | | | | | | | | | | | | |
| MAROC | | | | | | 2 | | | | | | | | | | | | | | | | | | | | | | | | | | | | | |
| • ALGERIE | | | | | | 459 | | | | | | | | | | | | | | | | | | | | | | | | | | | | | |
| UNION SUD AFR | | | | | | 10 | | | | | | | | | | | | | | | | | | | | | | | | | | | | | |
| ETATS UNIS | | | | | | 222 | | | | | | | | | | | | | | | | | | | | | | | | | | | | | |
| CANADA | | | | | | 13 | | | | | | | | | | | | | | | | | | | | | | | | | | | | | |
| UNION INDIENNE | | | | | | 5 | | | | | | | | | | | | | | | | | | | | | | | | | | | | | |
| CEYLAN MALDIVES | | | | | | 72 | | | | | | | | | | | | | | | | | | | | | | | | | | | | | |
| JAPON | | | | | | 47 | | | | | | | | | | | | | | | | | | | | | | | | | | | | | |
| HONG KONG | | | | | | 26 | | | | | | | | | | | | | | | | | | | | | | | | | | | | | |
| CAMBODGE | | | | | | 89 | | | | | | | | | | | | | | | | | | | | | | | | | | | | | |
| AUSTRALIE | | | | | | 2141 | | | | | | | | | | | | | | | | | | | | | | | | | | | | | |
| NOUV ZELANDE | | | | | | 68 | | | | | | | | | | | | | | | | | | | | | | | | | | | | | |
| • OCEANIE BRIT | | | | | | 5 | | | | | | | | | | | | | | | | | | | | | | | | | | | | | |
| • OCEANIE FRANC | | | | | | 233 | | | | | | | | | | | | | | | | | | | | | | | | | | | | | |
| NON SPECIFIES | | | | | | 16 | | | | | | | | | | | | | | | | | | | | | | | | | | | | | |
| 001 | | | | | | | | | 031 | | | | | | | | | 051 | | | | | | | | | | | | | | | | | |
| ANIMAUX VIVANTS | | | | | | | | | POISSONS | | | | | | | | | FRUITS FRAIS NOIX SAUF OLEAGIN | | | | | | | | | | | | | | | | | |
| LEBENDE TIFRE | | | | | | | | | FISCH | | | | | | | | | OBST UND SUEDFR FRISCH NUESSE | | | | | | | | | | | | | | | | | |
| M O N D E | | | T | | | 15 | | | 51 | | | M O N D E | | | T | | | 658 | | | 244 | | | | | | | | | | | | | | |
| AUSTRALIE | | | | | | 14 | | | 47 | | | FRANCE | | | | | | 58 | | | 37 | | | | | | | | | | | | | | |
| NOUV ZELANDE | | | | | | 1 | | | 3 | | | UNION SUD AFR | | | | | | 2 | | | 1 | | | | | | | | | | | | | | |
| 011 | | | | | | | | | 032 | | | | | | | | | 053 | | | | | | | | | | | | | | | | | |
| VIANDE FRAICHE REFRIG CONGFLFF | | | | | | | | | PREP CONSERV POISSONS FT CRUST | | | | | | | | | PREP ET CONSERVES DE FRUITS | | | | | | | | | | | | | | | | | |
| FLEISCH FRISCH GEKUEHLT GEFR | | | | | | | | | FISCHZUBEREITUNGEN U KONSERVEN | | | | | | | | | OBST SUEDFR ZUBEREIT KONSERVEN | | | | | | | | | | | | | | | | | |
| M O N D E | | | T | | | 267 | | | 256 | | | M O N D E | | | T | | | 560 | | | 214 | | | | | | | | | | | | | | |
| FRANCE | | | | | | 64 | | | 73 | | | FRANCE | | | | | | 62 | | | 36 | | | | | | | | | | | | | | |
| PAYS BAS | | | | | | 45 | | | 46 | | | PAYS BAS | | | | | | 4 | | | 2 | | | | | | | | | | | | | | |
| DANEMARK | | | | | | 81 | | | 77 | | | ITALIE | | | | | | 5 | | | 2 | | | | | | | | | | | | | | |
| ETATS UNIS | | | | | | 2 | | | 1 | | | ROYAUME UNI | | | | | | 2 | | | 1 | | | | | | | | | | | | | | |
| AUSTRALIE | | | | | | 33 | | | 29 | | | ETATS UNIS | | | | | | 78 | | | 23 | | | | | | | | | | | | | | |
| NOUV ZELANDE | | | | | | 43 | | | 31 | | | HONG KONG | | | | | | 2 | | | 3 | | | | | | | | | | | | | | |
| 012 | | | | | | | | | 042 | | | | | | | | | 054 | | | | | | | | | | | | | | | | | |
| VIANDES ETC SECHES SALFS FUMFS | | | | | | | | | RIZ | | | | | | | | | LEGUMES PLANTES TUBERC ALIMENT | | | | | | | | | | | | | | | | | |
| FLEISCH USW EINFACH ZUBEREITET | | | | | | | | | REIS | | | | | | | | | GEMUESE PFLANZEN KNOLLFN FERN | | | | | | | | | | | | | | | | | |
| M O N D E | | | T | | | 15 | | | 31 | | | M O N D E | | | T | | | 2419 | | | 422 | | | | | | | | | | | | | | |
| FRANCE | | | | | | 9 | | | 16 | | | FRANCE | | | | | | 691 | | | 116 | | | | | | | | | | | | | | |
| ITALIE | | | | | | 1 | | | 8 | | | PAYS BAS | | | | | | 2 | | | 2 | | | | | | | | | | | | | | |
| DANEMARK | | | | | | 4 | | | 5 | | | ETATS UNIS | | | | | | 42 | | | 9 | | | | | | | | | | | | | | |
| AUSTRALIE | | | | | | 2 | | | 2 | | | HONG KONG | | | | | | 10 | | | 5 | | | | | | | | | | | | | | |
| 013 | | | | | | | | | 044 | | | | | | | | | 055 | | | | | | | | | | | | | | | | | |
| PREP ET CONSERVES DE VIANDE | | | | | | | | | MAIS | | | | | | | | | PREPARAT ET CONSERV DE LEGUMES | | | | | | | | | | | | | | | | | |
| FLEISCHZUBEREITUNGEN KONSERVEN | | | | | | | | | MAIS | | | | | | | | | ZUBEREITUNGEN A GEMUESE USW | | | | | | | | | | | | | | | | | |
| M O M D E | | | T | | | 711 | | | 543 | | | M O N D E | | | T | | | 1370 | | | 468 | | | | | | | | | | | | | | |
| FRANCE | | | | | | 618 | | | 465 | | | FRANCE | | | | | | 951 | | | 360 | | | | | | | | | | | | | | |
| PAYS BAS | | | | | | 13 | | | 4 | | | BELGIQUE LUXBG | | | | | | 30 | | | 10 | | | | | | | | | | | | | | |
| ITALIE | | | | | | 3 | | | 3 | | | PAYS BAS | | | | | | 68 | | | 19 | | | | | | | | | | | | | | |
| DANEMARK | | | | | | 34 | | | 30 | | | ITALIE | | | | | | 28 | | | 9 | | | | | | | | | | | | | | |
| SUISSE | | | | | | 1 | | | 1 | | | ROYAUME UNI | | | | | | 7 | | | 3 | | | | | | | | | | | | | | |
| ETATS UNIS | | | | | | 5 | | | 2 | | | ETATS UNIS | | | | | | 30 | | | 21 | | | | | | | | | | | | | | |
| JAPON | | | | | | 3 | | | 2 | | | AUSTRALIE | | | | | | 228 | | | 32 | | | | | | | | | | | | | | |
| HONG KONG | | | | | | 2 | | | 3 | | | • OCEANIE FRANC | | | | | | 27 | | | 12 | | | | | | | | | | | | | | |
| AUSTRALIE | | | | | | 13 | | | 12 | | | | | | | | | | | | | | | | | | | | | | | | | | |
| • OCEANIE FRANC | | | | | | 19 | | | 20 | | | | | | | | | | | | | | | | | | | | | | | | | | |
| NON SPECIFIES | | | | | | 1 | | | 1 | | | | | | | | | | | | | | | | | | | | | | | | | | |
| 022 | | | | | | | | | 045 | | | | | | | | | 061 | | | | | | | | | | | | | | | | | |
| LAIT ET CRME DE LAIT | | | | | | | | | AUTRES CEREALES | | | | | | | | | SUCRE ET MIEL | | | | | | | | | | | | | | | | | |
| MILCH UND RAHM | | | | | | | | | ANDRES GETREIDE | | | | | | | | | ZUCKER UND HONIG | | | | | | | | | | | | | | | | | |
| M O N D E | | | T | | | 1255 | | | 587 | | | M O N D E | | | T | | | 3328 | | | 460 | | | | | | | | | | | | | | |
| FRANCE | | | | | | 250 | | | 130 | | | FRANCE | | | | | | 261 | | | 51 | | | | | | | | | | | | | | |
| UNION SUD AFR | | | | | | 24 | | | 9 | | | BELGIQUE LUXBG | | | | | | 1815 | | | 213 | | | | | | | | | | | | | | |
| ETATS UNIS | | | | | | 260 | | | 54 | | | PAYS BAS | | | | | | 1025 | | | 164 | | | | | | | | | | | | | | |
| AUSTRALIE | | | | | | 718 | | | 392 | | | ROYAUME UNI | | | | | | 90 | | | 12 | | | | | | | | | | | | | | |
| NOUV ZELANDE | | | | | | 3 | | | 2 | | | ETATS UNIS | | | | | | 1 | | | 1 | | | | | | | | | | | | | | |
| | | | | | | | | | 046 | | | | | | | | | 062 | | | | | | | | | | | | | | | | | |
| | | | | | | | | | SEMOULE ET FARINE DE FROMENT | | | | | | | | | SUCRE ET MIEL | | | | | | | | | | | | | | | | | |
| | | | | | | | | | GRIESS UND MEHL AUS WFIZEN | | | | | | | | | ZUCKER UND HONIG | | | | | | | | | | | | | | | | | |
| M O N D E | | | T | | | 4645 | | | 459 | | | M O N D E | | | T | | | 3328 | | | 460 | | | | | | | | | | | | | | |
| FRANCE | | | | | | 4568 | | | 441 | | | FRANCE | | | | | | 261 | | | 51 | | | | | | | | | | | | | | |
| AUSTRALIE | | | | | | 77 | | | 18 | | | BELGIQUE LUXBG | | | | | | 1815 | | | 213 | | | | | | | | | | | | | | |

Werte: 1000 \$ — Mengen: Tonnen falls nicht anders vermerkt (Abkürzungen siehe Anhang)
Y: siehe im Anhang Anmerkungen zu den Waren

Valeurs: 1000 \$ — Quantités: Tonnes sauf indication contraire (Voir abréviations en Annexe)
Y: voir notes par produits en Annexe

Tab. 2

import 1961

| WAREN - PRODUIT | MENGE QUANTITÉ | WERTE VALEUR | WAREN - PRODUIT | MENGE QUANTITÉ | WERTE VALEUR | WAREN - PRODUIT | MENGE QUANTITÉ | WERTE VALEUR |
|---|-------------------|-----------------|---|-------------------|-----------------|--|-------------------|-----------------|
| ↳ Ursprung - Origine | ↳ Einheit - Unité | ↳ 1000 \$ | ↳ Ursprung - Origine | ↳ Einheit - Unité | ↳ 1000 \$ | ↳ Ursprung - Origine | ↳ Einheit - Unité | ↳ 1000 \$ |
| 062 PRÉPARATIONS À BASE DE SUCRE ZUCKERWAREN | | | BELGIQUE LUXBG | 5 | 1 | FRANCE | 189 | 18 |
| M O N D E T | 163 | 154 | PAYS BAS | 98 | 14 | • Océanie FRANC | 36 | 2 |
| FRANCE | 110 | 100 | ALLEMAGNE RF | 14 | 2 | | | |
| PAYS BAS | 7 | 7 | ITALIE | 3 | 2 | 273 PIERRES CONSTRU CTU | | |
| AUSTRALIE | 45 | 47 | ROYAUME UNI | 77 | 131 | PIERRES CONSTRU CTU | | |
| • Océanie FRANC | 1 | 1 | PORTUGAL | 2 | 2 | WERKSTEINE SAND UND KIEF | | |
| | | | MAROC | 12 | 2 | M O N D E T | 33435 | 336 |
| | | | • ALGERIE | 3615 | 459 | FRANCE | 76 | 5 |
| | | | AUSTRALIE | 2 | 3 | MEXIQUE | 33359 | 331 |
| | | | • Océanie FRANC | 96 | 14 | | | |
| 073 CHOCOLAT ET PRÉP AU CACAÔ SCHOKOLADE U SCHOKOLADWAREN | | | 122 TABACS MANUFACTURES TABAKWAREN | | | 276 AUTRES PRODUITS MINÉRAUX BRUTS ANDERE MINÉRALISCHE ROHSTOFFE | | |
| M O N D E T | 108 | 148 | M O N D E T | 195 | 475 | M O N D E T | 1591 | 111 |
| FRANCE | 97 | 132 | FRANCE | 121 | 306 | FRANCE | 1034 | 61 |
| AUSTRALIE | 10 | 14 | BELGIQUE LUXBG | | | BELGIQUE LUXBG | 175 | 16 |
| • Océanie FRANC | 2 | 2 | PAYS BAS | 11 | 33 | ITALIE | 98 | 11 |
| | | | ROYAUME UNI | 5 | 15 | ROYAUME UNI | 13 | 4 |
| 074 THE ET MATÉ TEE UND MATE | | | ETATS UNIS | 33 | 74 | AUSTRALIE | 271 | 20 |
| M O N D E T | 52 | 77 | • Océanie FRANC | 26 | 46 | | | |
| UNION INDIENNE | 1 | 1 | | | | | | |
| CEYLON MALDIVES | 49 | 72 | 24 MATIÈRES PREMIÈRES ROHSTOFFE | | | 291 MAT BRUTES ORIG ANIMALS NDA ROHSTOFFE TIER URSPRUNGS AN G | | |
| AUSTRALIE | 2 | 3 | M O N D E | | | M O N D E T | 1 | 6 |
| | | | FRANCE | 1127 | 236 | FRANCE | 1 | 5 |
| 075 ÉPICES GEMÜRZE | | | BELGIQUE LUXBG | 21 | 4 | AUSTRALIE | | 1 |
| M O N D E T | 7 | 16 | PAYS BAS | 2 | 4 | • Océanie FRANC | | 1 |
| FRANCE | 3 | 7 | ALLEMAGNE RF | 4 | 4 | | | |
| ROYAUME UNI | 1 | 1 | ITALIE | 11 | 4 | 292 MAT BRUTES ORIG VÉGÉTALE NDA ROHSTOFFE PFL URSPRUNGS AN G | | |
| ETATS UNIS | 1 | 1 | ROYAUME UNI | 4 | 154 | M O N D E T | 96 | 51 |
| UNION INDIENNE | 1 | 1 | ETATS UNIS | 154 | 152 | FRANCE | 20 | 23 |
| AUSTRALIE | 2 | 3 | CANADA | 152 | 7 | HONG KONG | 2 | 1 |
| • Océanie FRANC | 1 | 3 | MEXIQUE | 331 | 1 | CAMBODGE | 21 | 7 |
| | | | HONG KONG | 1 | 7 | MALAISIE FED | | 1 |
| | | | CAMBODGE | 7 | 1 | AUSTRALIE | 12 | 10 |
| | | | MALAISIE FED | 1 | 73 | Océanie BRIT | 3 | 1 |
| | | | AUSTRALIE | 73 | 130 | • Océanie FRANC | 39 | 8 |
| | | | Océanie BRIT | 1 | | | | |
| | | | • Océanie FRANC | 130 | | | | |
| 081 ALIMENTS POUR ANIMAUX FUTTERMITTEL | | | 211 PEAUX BRUTES SAUF PELLÉTFRIES HAUTE UND FELLE ROH | | | 3 PRODUITS ÉNERGÉTIQUES BRENNSTOFFE | | |
| M O N D E T | 1195 | 140 | M O N D E T | 3 | 8 | M O N D E | | 8399 |
| FRANCE | 409 | 51 | FRANCE | 2 | 7 | FRANCE | | 112 |
| AUSTRALIE | 721 | 84 | AUSTRALIE | 1 | 2 | BELGIQUE LUXBG | | 5 |
| Océanie BRIT | 59 | 5 | | | | ALLEMAGNE RF | | 3503 |
| • Océanie FRANC | 5 | 1 | | | | ETATS UNIS | | 128 |
| | | | | | | ANTILLES NEER | | 1 |
| | | | | | | IRAN | | 49 |
| | | | | | | INDONESIE | | 1302 |
| | | | | | | AUSTRALIE | | 3300 |
| 099 PRÉPARATIONS ALIMENTAIRES NDA NAHRUNGSMITTELZUBEREIT AN G | | | Y 242 BOIS ROUNDS BRUTS SIMPLI EQUAR ROH HOLZ RUND OD EINF BEHAUFN | | | 321 CHARBON COQUES ET AGGLOMÉRÉS KOHLE KOKS UND BRIQUETS | | |
| M O N D E T | 615 | 333 | M O N D E T | 3373 | 351 | M O N D E T | 270129 | 5284 |
| FRANCE | 340 | 195 | FRANCE | 75 | 9 | ALLEMAGNE RF | 130083 | 3495 |
| ITALIE | 1 | 3 | ETATS UNIS | 1294 | 154 | AUSTRALIE | 140046 | 1790 |
| ROYAUME UNI | 6 | 3 | CANADA | 1570 | 152 | | | |
| DANEMARK | 7 | 6 | AUSTRALIE | 433 | 36 | | | |
| SUISSE | 4 | 6 | | | | | | |
| ETATS UNIS | 34 | 23 | 265 FIBRE VÉGÉT SAUF COTON ET JUTE PFLANZLICHE SPINNSTOFFE | | | | | |
| JAPON | 27 | 8 | M O N D E T | 4 | 9 | | | |
| HONG KONG | 4 | 7 | FRANCE | 4 | 8 | | | |
| AUSTRALIE | 140 | 63 | | | | | | |
| • Océanie FRANC | 39 | 8 | | | | | | |
| NON SPÉCIFIÉS | 12 | 11 | | | | | | |
| | | | 267 FRIPERIE DRILLES CHIFFONS ABFÄLLE V SPINNST U LUMPEN | | | 332 PRODUITS DÉRIVÉS DU PÉTROLÉ ERÖFLDFESTILLATIONSERZFUßNISSE | | |
| 111 BOISSONS N ALC SAUF JUS FRUITS ALKOHOLFREIE GETRÄNK | | | M O N D E T | 8 | 3 | M O N D E T | 120804 | 2942 |
| M O N D E T | 672 | 76 | FRANCE | 8 | 3 | FRANCE | 163 | 22 |
| FRANCE | 670 | 76 | | | | BELGIQUE LUXBG | 58 | 5 |
| | | | | | | ETATS UNIS | 451 | 111 |
| | | | | | | ANTILLES NEER | 9 | 1 |
| | | | | | | IRAN | 3724 | 49 |
| | | | | | | INDONESIE | 32629 | 1302 |
| | | | | | | AUSTRALIE | 83769 | 1451 |
| 112 BOISSONS ALCOOLIQUES ALKOHOLISCHE GETRÄNK | | | 271 ENGRAIS NATURELS NATUERLICHE DÜNGEMITTEL | | | | | |
| M O N D E T | 9370 | 1670 | M O N D E T | 230 | 21 | | | |
| FRANCE | 5448 | 1041 | | | | | | |

Werte : 1000 \$ — Mengen : Tonnes falls nicht anders vermerkt (Abkürzungen siehe Anhang)
Y : siehe im Anhang Anmerkungen zu den Waren

Valeurs : 1000 \$ — Quantités : Tonnes sauf indication contraire (Voir abréviations en Annexe)
Y : voir notes par produits en Annexe

Tab. 2

import 1961

Neu-Kaledonien

Nouvelle Calédonie

| WAREN - PRODUIT | | | MENZE QUANTITÉ | | | WERTE VALEUR | | | WAREN - PRODUIT | | | MENZE QUANTITÉ | | | WERTE VALEUR | | | WAREN - PRODUIT | | | MENZE QUANTITÉ | | | WERTE VALEUR | | | | | | | | | | | |
|--|---|-------|-----------------|---------------|---|--------------|-----|-----------------|---|-----|-----|-----------------|---|-------|--------------|---------------|---|---|-----|-----------------|-----------------|-----|-----|-----------------|---|-------|-----|---------------|---|-----|-----|-----------------|---|-----|-----|
| Ursprung - Origine | | | Einheit - Unité | | | 1000 \$ | | | Ursprung - Origine | | | Einheit - Unité | | | 1000 \$ | | | Ursprung - Origine | | | Einheit - Unité | | | 1000 \$ | | | | | | | | | | | |
| 341 GAZ NATURELS ET GAZ D USINE ERD GAS UND INDUSTRIEGAS | | | | | | | | | 532 EXTRAITS COLORANTS FARB U GERBSTOFFAUSZUEHE USW | | | | | | | | | 612 ARTICLES MANUFACT EN CUIR NDA WAREN A LEGER KUNSTLEDER A N G | | | | | | | | | | | | | | | | | |
| M O N D E | T | 1055 | 173 | M O N D E | T | 25 | 17 | M O N D E | T | 53 | 139 | M O N D E | T | 1055 | 173 | M O N D E | T | 25 | 17 | M O N D E | T | 53 | 139 | M O N D E | T | 1055 | 173 | M O N D E | T | 25 | 17 | M O N D E | T | 53 | 139 |
| FRANCE | | 764 | 90 | FRANCE | | 23 | 15 | FRANCE | | 48 | 116 | FRANCE | | 764 | 90 | FRANCE | | 23 | 15 | FRANCE | | 48 | 116 | FRANCE | | 764 | 90 | FRANCE | | 23 | 15 | FRANCE | | 48 | 116 |
| ALLEMAGNE RF | | 28 | 8 | ROYAUME UNI | | 1 | 1 | ALLEMAGNE RF | | | 2 | ALLEMAGNE RF | | 28 | 8 | ROYAUME UNI | | 1 | 1 | ALLEMAGNE RF | | | 2 | ALLEMAGNE RF | | 28 | 8 | ROYAUME UNI | | 1 | 1 | | | | |
| ETATS UNIS | | 63 | 17 | ETATS UNIS | | 1 | | ETATS UNIS | | | 2 | ETATS UNIS | | 63 | 17 | ETATS UNIS | | 1 | | ETATS UNIS | | | 2 | ETATS UNIS | | 63 | 17 | ETATS UNIS | | 1 | 1 | | | | |
| AUSTRALIE | | 200 | 59 | AUSTRALIE | | | | AUSTRALIE | | | 7 | AUSTRALIE | | 200 | 59 | AUSTRALIE | | | | AUSTRALIE | | | 7 | AUSTRALIE | | 200 | 59 | AUSTRALIE | | | 7 | | | | |
| | | | | | | | | | | | 7 | | | | | | | | | | | 7 | | | | | | | 7 | | | | | | |
| 411 CORPS GRAS D ORIGINE ANIMALE TIERISCHE FETTE UND OEL | | | | | | | | | 533 PIGMENTS PEINTURES VERNIS PIGMENTE FARBEN LACKE USW | | | | | | | | | 621 DEMI PRODUITS EN CAOUTCHOUC HALBERZEUGNISSE AUS KAUTSCHUK | | | | | | | | | | | | | | | | | |
| M O N D E | T | 18 | 11 | M O N D E | T | 454 | 271 | M O N D E | T | 102 | 216 | M O N D E | T | 18 | 11 | M O N D E | T | 454 | 271 | M O N D E | T | 102 | 216 | M O N D E | T | 18 | 11 | M O N D E | T | 454 | 271 | M O N D E | T | 102 | 216 |
| FRANCE | | 14 | 9 | FRANCE | | 421 | 236 | FRANCE | | 90 | 181 | FRANCE | | 14 | 9 | FRANCE | | 421 | 236 | FRANCE | | 90 | 181 | FRANCE | | 14 | 9 | FRANCE | | 421 | 236 | FRANCE | | 90 | 181 |
| AUSTRALIE | | 3 | 2 | ROYAUME UNI | | 1 | 1 | ALLEMAGNE RF | | 3 | 2 | AUSTRALIE | | 3 | 2 | ROYAUME UNI | | 1 | 1 | ALLEMAGNE RF | | 3 | 2 | AUSTRALIE | | 3 | 2 | ROYAUME UNI | | 1 | 1 | ALLEMAGNE RF | | 3 | 2 |
| | | | | DANEMARK | | 6 | 5 | ETATS UNIS | | 6 | 25 | | | | | DANEMARK | | 6 | 5 | ETATS UNIS | | 6 | 25 | | | | | DANEMARK | | 6 | 5 | ETATS UNIS | | 6 | 25 |
| | | | | ETATS UNIS | | 14 | 16 | AUSTRALIE | | 11 | 7 | | | | | ETATS UNIS | | 14 | 16 | AUSTRALIE | | 11 | 7 | | | | | ETATS UNIS | | 14 | 16 | AUSTRALIE | | 11 | 7 |
| | | | | AUSTRALIE | | 12 | 11 | | | | 7 | | | | | AUSTRALIE | | 12 | 11 | | | | 7 | | | | | AUSTRALIE | | 12 | 11 | | | | 7 |
| 422 AUTRES HUILES VEGETALES FIXES ANDERE FETTE PFLANZLICHE OEL | | | | | | | | | 541 PRODUITS MEDICIN ET PHARMACEUT MEDIZIN U PHARM ERZUEGNISSE | | | | | | | | | 629 ART MANUFACT EN CAOUTCHOUC NDA BEARB WAREN A KAUTSCHUK A N G | | | | | | | | | | | | | | | | | |
| M O N D E | T | 409 | 220 | M O N D E | T | 130 | 459 | M O N D E | T | 578 | 895 | M O N D E | T | 409 | 220 | M O N D E | T | 130 | 459 | M O N D E | T | 578 | 895 | M O N D E | T | 409 | 220 | M O N D E | T | 130 | 459 | M O N D E | T | 578 | 895 |
| FRANCE | | 157 | 88 | FRANCE | | 122 | 437 | FRANCE | | 527 | 815 | FRANCE | | 157 | 88 | FRANCE | | 122 | 437 | FRANCE | | 527 | 815 | FRANCE | | 157 | 88 | FRANCE | | 122 | 437 | FRANCE | | 527 | 815 |
| BELGIQUE LUXBG | | 12 | 5 | ROYAUME UNI | | 1 | 2 | BELGIQUE LUXBG | | 1 | 1 | BELGIQUE LUXBG | | 12 | 5 | ROYAUME UNI | | 1 | 2 | BELGIQUE LUXBG | | 1 | 1 | BELGIQUE LUXBG | | 12 | 5 | ROYAUME UNI | | 1 | 2 | BELGIQUE LUXBG | | 1 | 1 |
| PAYS BAS | | 6 | 2 | ETATS UNIS | | 2 | 7 | PAYS BAS | | 37 | 51 | PAYS BAS | | 6 | 2 | ETATS UNIS | | 2 | 7 | PAYS BAS | | 37 | 51 | PAYS BAS | | 6 | 2 | ETATS UNIS | | 2 | 7 | PAYS BAS | | 37 | 51 |
| ALLEMAGNE RF | | 11 | 4 | AUSTRALIE | | 5 | 11 | ALLEMAGNE RF | | 3 | 7 | ALLEMAGNE RF | | 11 | 4 | AUSTRALIE | | 5 | 11 | ALLEMAGNE RF | | 3 | 7 | ALLEMAGNE RF | | 11 | 4 | AUSTRALIE | | 5 | 11 | ALLEMAGNE RF | | 3 | 7 |
| AUSTRALIE | | 4 | 2 | | | | | AUSTRALIE | | 10 | 19 | AUSTRALIE | | 4 | 2 | | | | | AUSTRALIE | | 10 | 19 | AUSTRALIE | | 4 | 2 | | | | | AUSTRALIE | | 10 | 19 |
| OCEANIE FRANC | | 220 | 119 | | | | | OCEANIE FRANC | | | | OCEANIE FRANC | | 220 | 119 | | | | | OCEANIE FRANC | | | | OCEANIE FRANC | | 220 | 119 | | | | | OCEANIE FRANC | | | |
| | | | | | | | | | | | | | | | | | | | | | | | | | | | | | | | | | | | |
| 568 AUTRES PRODUITS INDUSTRIELS ANDERE INDUSTRIELLE ERZUEGNISSE | | | | | | | | | 551 HUILES ESSENTIELLES PROD AROMA AETHERISCHE OELE U RICHFSTOFF | | | | | | | | | 631 BOIS ARTIF ET TRAVAILLES NDA FURNIERE KUNSTHOLZ USW A N G | | | | | | | | | | | | | | | | | |
| M O N D E | T | 15627 | | M O N D E | T | 7 | 27 | M O N D E | T | 270 | 141 | M O N D E | T | 15627 | | M O N D E | T | 7 | 27 | M O N D E | T | 270 | 141 | M O N D E | T | 15627 | | M O N D E | T | 7 | 27 | M O N D E | T | 270 | 141 |
| FRANCE | | 12021 | | FRANCE | | 1 | 2 | FRANCE | | 204 | 111 | FRANCE | | 12021 | | FRANCE | | 1 | 2 | FRANCE | | 204 | 111 | FRANCE | | 12021 | | FRANCE | | 1 | 2 | FRANCE | | 204 | 111 |
| BELGIQUE LUXBG | | 136 | | ROYAUME UNI | | 3 | 7 | BELGIQUE LUXBG | | 14 | 12 | BELGIQUE LUXBG | | 136 | | ROYAUME UNI | | 3 | 7 | BELGIQUE LUXBG | | 14 | 12 | BELGIQUE LUXBG | | 136 | | ROYAUME UNI | | 3 | 7 | BELGIQUE LUXBG | | 14 | 12 |
| PAYS BAS | | 74 | | AUSTRALIE | | 4 | 18 | PAYS BAS | | 18 | 6 | PAYS BAS | | 74 | | AUSTRALIE | | 4 | 18 | PAYS BAS | | 18 | 6 | PAYS BAS | | 74 | | AUSTRALIE | | 4 | 18 | PAYS BAS | | 18 | 6 |
| ALLEMAGNE RF | | 382 | | OCEANIE FRANC | | | 1 | ALLEMAGNE RF | | 34 | 11 | ALLEMAGNE RF | | 382 | | OCEANIE FRANC | | | 1 | ALLEMAGNE RF | | 34 | 11 | ALLEMAGNE RF | | 382 | | OCEANIE FRANC | | | 1 | ALLEMAGNE RF | | 34 | 11 |
| ITALIE | | 50 | | | | | | ITALIE | | | | ITALIE | | 50 | | | | | | ITALIE | | | | ITALIE | | 50 | | | | | | ITALIE | | | |
| ROYAUME UNI | | 203 | | | | | | ROYAUME UNI | | | | ROYAUME UNI | | 203 | | | | | | ROYAUME UNI | | | | ROYAUME UNI | | 203 | | | | | | ROYAUME UNI | | | |
| NORVEGE | | 55 | | | | | | NORVEGE | | | | NORVEGE | | 55 | | | | | | NORVEGE | | | | NORVEGE | | 55 | | | | | | NORVEGE | | | |
| SUEDE | | 2 | | | | | | SUEDE | | | | SUEDE | | 2 | | | | | | SUEDE | | | | SUEDE | | 2 | | | | | | SUEDE | | | |
| DANEMARK | | 5 | | | | | | DANEMARK | | | | DANEMARK | | 5 | | | | | | DANEMARK | | | | DANEMARK | | 5 | | | | | | DANEMARK | | | |
| SUISSE | | 47 | | | | | | SUISSE | | | | SUISSE | | 47 | | | | | | SUISSE | | | | SUISSE | | 47 | | | | | | SUISSE | | | |
| AUTRICHE | | 225 | | | | | | AUTRICHE | | | | AUTRICHE | | 225 | | | | | | AUTRICHE | | | | AUTRICHE | | 225 | | | | | | AUTRICHE | | | |
| TCHECOSLOVAQUIE | | 7 | | | | | | TCHECOSLOVAQUIE | | | | TCHECOSLOVAQUIE | | 7 | | | | | | TCHECOSLOVAQUIE | | | | TCHECOSLOVAQUIE | | 7 | | | | | | TCHECOSLOVAQUIE | | | |
| GABON | | 11 | | | | | | GABON | | | | GABON | | 11 | | | | | | GABON | | | | GABON | | 11 | | | | | | GABON | | | |
| ETATS UNIS | | 356 | | | | | | ETATS UNIS | | | | ETATS UNIS | | 356 | | | | | | ETATS UNIS | | | | ETATS UNIS | | 356 | | | | | | ETATS UNIS | | | |
| CANADA | | 14 | | | | | | CANADA | | | | CANADA | | 14 | | | | | | CANADA | | | | CANADA | | 14 | | | | | | CANADA | | | |
| UNION INDIENNE | | 16 | | | | | | UNION INDIENNE | | | | UNION INDIENNE | | 16 | | | | | | UNION INDIENNE | | | | UNION INDIENNE | | 16 | | | | | | UNION INDIENNE | | | |
| CHINE CONTINENT | | 3 | | | | | | CHINE CONTINENT | | | | CHINE CONTINENT | | 3 | | | | | | CHINE CONTINENT | | | | CHINE CONTINENT | | 3 | | | | | | CHINE CONTINENT | | | |
| JAPON | | 401 | | | | | | JAPON | | | | JAPON | | 401 | | | | | | JAPON | | | | JAPON | | 401 | | | | | | JAPON | | | |
| HONG KONG | | 419 | | | | | | HONG KONG | | | | HONG KONG | | 419 | | | | | | HONG KONG | | | | HONG KONG | | 419 | | | | | | HONG KONG | | | |
| CAMBODGE | | 7 | | | | | | CAMBODGE | | | | CAMBODGE | | 7 | | | | | | CAMBODGE | | | | CAMBODGE | | 7 | | | | | | CAMBODGE | | | |
| AUSTRALIE | | 764 | | | | | | AUSTRALIE | | | | AUSTRALIE | | 764 | | | | | | AUSTRALIE | | | | AUSTRALIE | | 764 | | | | | | AUSTRALIE | | | |
| OCEANIE FRANC | | 253 | | | | | | OCEANIE FRANC | | | | OCEANIE FRANC | | 253 | | | | | | OCEANIE FRANC | | | | OCEANIE FRANC | | 253 | | | | | | OCEANIE FRANC | | | |
| NON SPECIFIES | | 167 | | | | | | NON SPECIFIES | | | | NON SPECIFIES | | 167 | | | | | | NON SPECIFIES | | | | NON SPECIFIES | | 167 | | | | | | NON SPECIFIES | | | |
| 512 PRODUITS CHIMIQUES ORGANIQUES ORGANISCHE CHEM ERZUEGNISSE | | | | | | | | | 553 PARFUMERIE ET PROD DE BEAUTE RIECH UND SCHOENHEITSMITTEL | | | | | | | | | 632 ARTICLES MANUFACT EN BOIS NDA BEARBEITETE WAREN A HOLZ A N G | | | | | | | | | | | | | | | | | |
| M O N D E | T | 24 | 17 | M O N D E | T | 93 | 295 | M O N D E | T | 738 | 184 | M O N D E | T | 24 | 17 | M O N D E | T | 93 | 295 | M O N D E | T | 738 | 184 | M O N D E | T | 24 | 17 | M O N D E | T | 93 | 295 | M O N D E | T | 738 | 184 |
| FRANCE | | 16 | 13 | FRANCE | | 72 | 262 | FRANCE | | 500 | 112 | FRANCE | | 16 | 13 | FRANCE | | 72 | 262 | FRANCE | | 500 | 112 | FRANCE | | 16 | 13 | FRANCE | | 72 | 262 | FRANCE | | 500 | 112 |
| AUSTRALIE | | 8 | 3 | ROYAUME UNI | | 3 | 2 | ALLEMAGNE RF | | 13 | 3 | AUSTRALIE | | 8 | 3 | ROYAUME UNI | | 3 | 2 | ALLEMAGNE RF | | 13 | 3 | AUSTRALIE | | 8 | 3 | ROYAUME UNI | | 3 | 2 | ALLEMAGNE RF | | 13 | 3 |
| | | | | HONG KONG | | 3 | 3 | ITALIE | | 1 | 1 | | | | | HONG KONG | | 3 | 3 | ITALIE | | 1 | 1 | | | | | HONG KONG | | 3 | 3 | ITALIE | | 1 | 1 |
| | | | | AUSTRALIE | | 10 | 11 | HONG KONG | | 1 | 1 | | | | | AUSTRALIE | | 10 | 11 | HONG KONG | | 1 | 1 | | | | | AUSTRALIE | | 10 | 11 | HONG KONG | | 1 | 1 |
| | | | | OCEANIE FRANC | | 4 | 18 | OCEANIE FRANC | | | | | | | | OCEANIE FRANC | | 4 | 18 | OCEANIE FRANC | | | | | | | | OCEANIE FRANC | | 4 | 18 | OCEANIE FRANC | | | |
| | | | | | | | | | | | | | | | | | | | | | | | | | | | | | | | | | | | |
| 513 ELEMENTS CHIMIQUES INORGANI ANORGANISCHE CHEM GRUNDSTOFFE | | | | | | | | | 554 SAVONS PRODUITS D ENTRETIEN SEIFEN PUTZ UND WASCHMITTEL | | | | | | | | | 633 ARTICLES MANUFACTURES EN LIEGE BEARBEITETE WAREN AUS KORK | | | | | | | | | | | | | | | | | |
| M O N D E | T | 143 | 38 | M O N D E | T | 153 | 82 | M O N D E | T | 3 | 7 | M O N D E | T | 143 | 38 | M O N D E | T | 153 | 82 | M O N D E | T | 3 | 7 | M O N D E | T | 143 | 38 | M O N D E | T | 153 | 82 | M O N D E | T | 3 | 7 |
| FRANCE | | 55 | 18 | FRANCE | | 114 | 67 | FRANCE | | 3 | 7 | FRANCE | | 55 | 18 | FRANCE | | 1 | | | | | | | | | | | | | | | | | |

Tab. 2

import 1961

Neu-Kaledonien

Nouvelle Calédonie

| WAREN - PRODUIT | | | MENGE QUANTITÉ | WERTE VALEUR | WAREN - PRODUIT | | | MENGE QUANTITÉ | WERTE VALEUR | WAREN - PRODUIT | | | MENGE QUANTITÉ | WERTE VALEUR |
|---|---|------|-------------------|-----------------|---|------|------|-------------------|----------------------|--|-----|--|-------------------|-----------------|
| Ursprung - Origine | | | Einheit - Unité | 1000 \$ | Ursprung - Origine | | | Einheit - Unité | 1000 \$ | Ursprung - Origine | | | Einheit - Unité | 1000 \$ |
| 717 MACH PR TEXT CUIR MAC A COUDRF MASCH F TEXTIL LFDPR NAEHMASCH | | | | | Y 732 VEHICULES AUTOMOBILES ROUTIERS KRAFTFAHRZEUGE | | | | | HONG KONG 53 205 AUSTRALIE 6 19 OCEANIE FRANC 4 40 NON SPECIFIES 2 14 | | | | |
| M O N D E | T | 18 | 45 | M O N D E | T | 2791 | 4985 | 851 | CHAUSSURES SCHUHE | | | | | |
| FRANCE | | 1 | 4 | FRANCE | | 2122 | 3665 | M O N D E | T | 200 | 189 | | | |
| ALLEMAGNE RF | | 1 | 2 | PAYS BAS | | 1 | 1 | FRANCE | | 161 | 141 | | | |
| ITALIE | | | | ALLEMAGNE RF | | 110 | 159 | PAYS BAS | | | 2 | | | |
| ROYAUME UNI | | 9 | 24 | ITALIE | | 1 | 1 | JAPON | | 4 | 5 | | | |
| SUISSE | | 1 | 5 | ROYAUME UNI | | 55 | 162 | HONG KONG | | 7 | 15 | | | |
| JAPON | | 6 | 5 | ALGERIE | | 147 | 208 | AUSTRALIE | | 22 | 8 | | | |
| AUSTRALIE | | 1 | 3 | ETATS UNIS | | 325 | 716 | OCEANIE FRANC | | 5 | 18 | | | |
| | | | | CANADA | | | 1 | | | | | | | |
| | | | | AUSTRALIE | | 28 | 69 | | | | | | | |
| | | | | OCEANIE FRANC | | 1 | 1 | | | | | | | |
| | | | | NON SPECIFIES | | 1 | 1 | | | | | | | |
| 718 MACH PR AUT INDUS SPECIALISEES MASCH F BESOND GEN INDUSTRIEN | | | | | Y 733 VEHIC ROUT AUT QUF AUTOMOBILES STRASSENFAHRZEUGE O KRAFTANTR | | | | | 861 APP SCIENTIF ET D OPTIQUE FEINMECH U OPT ERZFURNISSE | | | | |
| M O N D E | T | 100 | 226 | M O N D E | T | 203 | 368 | M O N D E | T | 45 | 331 | | | |
| FRANCE | | 17 | 28 | FRANCE | | 180 | 315 | FRANCE | | 38 | 267 | | | |
| ALLEMAGNE RF | | 19 | 38 | BELGIQUE LUXBO | | 5 | 6 | ALLEMAGNE RF | | 2 | 28 | | | |
| ROYAUME UNI | | 6 | 6 | PAYS BAS | | 1 | 1 | ITALIE | | 2 | 4 | | | |
| ETATS UNIS | | 53 | 143 | ALLEMAGNE RF | | 2 | 4 | ROYAUME UNI | | 1 | 13 | | | |
| CANADA | | 1 | 5 | ITALIE | | 1 | 3 | SUISSE | | 1 | 8 | | | |
| JAPON | | 1 | 1 | ROYAUME UNI | | 1 | 3 | ETATS UNIS | | 1 | 8 | | | |
| AUSTRALIE | | 4 | 6 | ETATS UNIS | | 10 | 26 | JAPON | | 3 | 2 | | | |
| | | | | AUSTRALIE | | 3 | 7 | AUSTRALIE | | 4 | 4 | | | |
| | | | | OCEANIE BRIT | | 1 | 1 | NON SPECIFIES | | 4 | 4 | | | |
| | | | | OCEANIE FRANC | | | 1 | | | | | | | |
| 719 MACHINES ET APPAREILS NDA MASCHINEN UND APPARATE ANG | | | | | 734 AERONEFS LUFTFAHRZEUGE | | | | | 862 FOURNITURES PHOTOCINEMA PHOTOCHEMISCHE ERZFURNISSE | | | | |
| M O N D E | T | 2936 | 5561 | M O N D E | T | 6 | 64 | M O N D E | T | 25 | 126 | | | |
| FRANCE | | 2434 | 4520 | FRANCE | | 2 | 18 | FRANCE | | 20 | 110 | | | |
| BELGIQUE LUXBO | | 2 | 3 | ROYAUME UNI | | 4 | 47 | ALLEMAGNE RF | | 1 | 5 | | | |
| ALLEMAGNE RF | | 66 | 164 | | | | | AUSTRALIE | | 3 | 10 | | | |
| ITALIE | | 6 | 12 | | | | | | | | | | | |
| ROYAUME UNI | | 48 | 31 | | | | | | | | | | | |
| SUEDE | | 3 | 11 | | | | | | | | | | | |
| DANEMARK | | | 1 | | | | | | | | | | | |
| SUISSE | | 2 | 13 | | | | | | | | | | | |
| ETATS UNIS | | 254 | 542 | | | | | | | | | | | |
| CANADA | | 4 | 7 | | | | | | | | | | | |
| JAPON | | 1 | 4 | | | | | | | | | | | |
| AUSTRALIE | | 97 | 139 | | | | | | | | | | | |
| OCEANIE FRANC | | 1 | 3 | | | | | | | | | | | |
| NON SPECIFIES | | 19 | 110 | | | | | | | | | | | |
| 724 APPAR POUR TELECOMMUNICATIONS APP F TELEGR TELEPHON FERNSEH | | | | | 735 BATEAUX WASSERFAHRZEUGE | | | | | 864 HORLOGERIE UHREN | | | | |
| M O N D E | T | 20 | 156 | M O N D E | T | 347 | 287 | M O N D E | T | 5 | 96 | | | |
| FRANCE | | 14 | 117 | FRANCE | | 16 | 26 | FRANCE | | 5 | 60 | | | |
| PAYS BAS | | 1 | 15 | ALLEMAGNE RF | | | 1 | ALLEMAGNE RF | | | 3 | | | |
| ALLEMAGNE RF | | 3 | 12 | AUSTRALIE | | 331 | 261 | SUISSE | | | 31 | | | |
| ROYAUME UNI | | | 1 | | | | | ETATS UNIS | | | 1 | | | |
| ETATS UNIS | | | 8 | | | | | | | | | | | |
| JAPON | | | | | | | | | | | | | | |
| 729 MACH ET APP ELECTRIQUES N D A ELEKTR MASCHINEN U APP A N G | | | | | 812 APP SANIT HYG CHAUFF ECLAIRAGE SANITAER U HYG ARTKI HFIZK USW | | | | | 891 INSTR MUSIQUE PHONOS DISQUES MUSIKINSTR PLATTENSP SCHALLPL | | | | |
| M O N D E | T | 1043 | 1983 | M O N D E | T | 150 | 86 | M O N D E | T | 30 | 216 | | | |
| FRANCE | | 743 | 1601 | FRANCE | | 147 | 83 | FRANCE | | 19 | 161 | | | |
| PAYS BAS | | 2 | 5 | ITALIE | | 3 | 2 | PAYS BAS | | 4 | 17 | | | |
| ALLEMAGNE RF | | 52 | 65 | ROYAUME UNI | | 1 | 1 | ALLEMAGNE RF | | 4 | 18 | | | |
| ROYAUME UNI | | 80 | 65 | | | | | ROYAUME UNI | | 4 | 4 | | | |
| NORVEGE | | 6 | 15 | | | | | ETATS UNIS | | | 1 | | | |
| SUEDE | | 1 | 3 | | | | | JAPON | | 1 | 2 | | | |
| DANEMARK | | 11 | 8 | | | | | HONG KONG | | | 2 | | | |
| ETATS UNIS | | 21 | 133 | | | | | AUSTRALIE | | | 2 | | | |
| JAPON | | 100 | 40 | | | | | OCEANIE FRANC | | | 2 | | | |
| HONG KONG | | 3 | 2 | | | | | NON SPECIFIES | | 1 | 7 | | | |
| AUSTRALIE | | 26 | 43 | | | | | | | | | | | |
| NON SPECIFIES | | | 1 | | | | | | | | | | | |
| 731 VEHICULES POUR VOIFS FFRREES SCHIENENFAHRZEUGE | | | | | 821 MEUBLES MOEBEL | | | | | 892 OUVRAGES IMPRIMES DRUCKERERZEUGNISSE | | | | |
| M O N D E | T | 36 | 33 | M O N D E | T | 655 | 767 | M O N D E | T | 33 | 85 | | | |
| FRANCE | | 25 | 30 | FRANCE | | 581 | 661 | FRANCE | | 31 | 80 | | | |
| ETATS UNIS | | 1 | 2 | ALLEMAGNE RF | | 8 | 11 | ETATS UNIS | | 1 | 3 | | | |
| AUSTRALIE | | 11 | 2 | ROYAUME UNI | | 2 | 2 | AUSTRALIE | | 1 | 2 | | | |
| | | | | ETATS UNIS | | 3 | 4 | | | | | | | |
| | | | | HONG KONG | | 32 | 48 | | | | | | | |
| | | | | AUSTRALIE | | 28 | 38 | | | | | | | |
| | | | | NON SPECIFIES | | 1 | 2 | | | | | | | |
| 731 VEHICULES POUR VOIFS FFRREES SCHIENENFAHRZEUGE | | | | | 841 VETEMENTS BEKLEIDUNG | | | | | 893 ARTICLES EN MATIERES PLASTIQ KUNSTSTOFFWAREN | | | | |
| M O N D E | T | 36 | 33 | M O N D E | T | 275 | 1851 | M O N D E | T | 183 | 321 | | | |
| FRANCE | | 25 | 30 | FRANCE | | 197 | 1504 | | | | | | | |
| ETATS UNIS | | 1 | 2 | ALLEMAGNE RF | | 1 | 6 | | | | | | | |
| AUSTRALIE | | 11 | 2 | ITALIE | | 2 | 19 | | | | | | | |
| | | | | ROYAUME UNI | | 1 | 3 | | | | | | | |
| | | | | ETATS UNIS | | 8 | 36 | | | | | | | |
| | | | | JAPON | | 2 | 6 | | | | | | | |

Werte : 1000 \$ — Mengen : Tonnes falls nicht anders vermerkt (Abkürzungen siehe Anhang)
Y : siehe im Anhang Anmerkungen zu den Waren

Valeurs : 1000 \$ — Quantités : Tonnes sauf indication contraire (Voir abréviations en Annexe)
Y : voir notes par produits en Annexe

Tab. 2

import 1961

| WAREN - PRODUIT | | | MENZE QUANTITÉ | | | WERTE VALEUR | | | WAREN - PRODUIT | | | MENZE QUANTITÉ | | | WERTE VALEUR | | |
|--------------------------------|---|--|---------------------|--|--|--------------|--|--|------------------------|--|--|---------------------|--|--|--------------|--|--|
| ↓ Ursprung - Origine ↓ | | | ↓ Einheit - Unité ↓ | | | 1000 \$ | | | ↓ Ursprung - Origine ↓ | | | ↓ Einheit - Unité ↓ | | | 1000 \$ | | |
| FRANCE | | | 173 | | | 304 | | | | | | | | | | | |
| BELGIQUE LUXBG | | | 1 | | | 1 | | | | | | | | | | | |
| ALLEMAGNE RF | | | 2 | | | 3 | | | | | | | | | | | |
| ROYAUME UNI | | | 1 | | | 2 | | | | | | | | | | | |
| ETATS UNIS | | | 1 | | | 2 | | | | | | | | | | | |
| HONG KONG | | | 1 | | | 3 | | | | | | | | | | | |
| AUSTRALIE | | | 4 | | | 6 | | | | | | | | | | | |
| NON SPECIFIES | | | 1 | | | 1 | | | | | | | | | | | |
| 894 | | | | | | | | | | | | | | | | | |
| VOIT ENFANTS ART SPORT JOUETS | | | | | | | | | | | | | | | | | |
| KINDERWAGEN SPORTART SPIELZG | | | | | | | | | | | | | | | | | |
| M O N D E | T | | 109 | | | 290 | | | | | | | | | | | |
| FRANCE | | | 92 | | | 253 | | | | | | | | | | | |
| ALLEMAGNE RF | | | 4 | | | 10 | | | | | | | | | | | |
| ROYAUME UNI | | | 2 | | | 6 | | | | | | | | | | | |
| NORVEGE | | | 1 | | | 2 | | | | | | | | | | | |
| ETATS UNIS | | | | | | 1 | | | | | | | | | | | |
| JAPON | | | 2 | | | 4 | | | | | | | | | | | |
| AUSTRALIE | | | 5 | | | 10 | | | | | | | | | | | |
| NON SPECIFIES | | | 3 | | | 3 | | | | | | | | | | | |
| 896 | | | | | | | | | | | | | | | | | |
| OBJETS D ART ET ANTIQUITE | | | | | | | | | | | | | | | | | |
| KUNSTGEGENSTANDE UND DGL | | | | | | | | | | | | | | | | | |
| M O N D E | T | | | | | 8 | | | | | | | | | | | |
| FRANCE | | | | | | 8 | | | | | | | | | | | |
| 897 | | | | | | | | | | | | | | | | | |
| BIJOUTERIE JOAILLERIE ORFÈVRES | | | | | | | | | | | | | | | | | |
| SCHMUCK GOLD UND SILBERWAREN | | | | | | | | | | | | | | | | | |
| M O N D E | T | | 4 | | | 108 | | | | | | | | | | | |
| FRANCE | | | 3 | | | 97 | | | | | | | | | | | |
| PAYS BAS | | | | | | 1 | | | | | | | | | | | |
| ALLEMAGNE RF | | | | | | 7 | | | | | | | | | | | |
| ITALIE | | | | | | 1 | | | | | | | | | | | |
| CHINE CONTINENT | | | | | | 1 | | | | | | | | | | | |
| JAPON | | | | | | 1 | | | | | | | | | | | |
| 899 | | | | | | | | | | | | | | | | | |
| ARTICLES MANUFACTURES NDA | | | | | | | | | | | | | | | | | |
| BEARBEITETE WAREN A N G | | | | | | | | | | | | | | | | | |
| M O N D E | T | | 564 | | | 547 | | | | | | | | | | | |
| FRANCE | | | 430 | | | 435 | | | | | | | | | | | |
| BELGIQUE LUXBG | | | 10 | | | 5 | | | | | | | | | | | |
| PAYS BAS | | | 9 | | | 4 | | | | | | | | | | | |
| ALLEMAGNE RF | | | 5 | | | 4 | | | | | | | | | | | |
| ROYAUME UNI | | | 9 | | | 7 | | | | | | | | | | | |
| SUISSE | | | 1 | | | 2 | | | | | | | | | | | |
| TCHFCOSLOVAQUIE | | | 12 | | | 7 | | | | | | | | | | | |
| ETATS UNIS | | | 6 | | | 15 | | | | | | | | | | | |
| HONG KONG | | | 13 | | | 9 | | | | | | | | | | | |
| AUSTRALIE | | | 49 | | | 33 | | | | | | | | | | | |
| OCEANIE FRANC | | | 1 | | | 13 | | | | | | | | | | | |
| NON SPECIFIES | | | 21 | | | 13 | | | | | | | | | | | |
| 911 | | | | | | | | | | | | | | | | | |
| COLIS POSTAUX NON CI AILLEURS | | | | | | | | | | | | | | | | | |
| POSTPAKETE ANDERW N ZUGFORDNET | | | | | | | | | | | | | | | | | |
| M O N D E | T | | 270 | | | 2745 | | | | | | | | | | | |
| FRANCE | | | 249 | | | 2645 | | | | | | | | | | | |
| ETATS UNIS | | | 3 | | | 13 | | | | | | | | | | | |
| AUSTRALIE | | | 5 | | | 7 | | | | | | | | | | | |
| OCEANIE FRANC | | | 7 | | | 53 | | | | | | | | | | | |
| NON SPECIFIES | | | 6 | | | 28 | | | | | | | | | | | |
| 951 | | | | | | | | | | | | | | | | | |
| ARMURERIE MUNITIONS DE GUERRE | | | | | | | | | | | | | | | | | |
| KRIEGSWAFFEN UND MUNITION | | | | | | | | | | | | | | | | | |
| M O N D E | T | | 44 | | | 95 | | | | | | | | | | | |
| FRANCE | | | 41 | | | 76 | | | | | | | | | | | |
| ETATS UNIS | | | 3 | | | 19 | | | | | | | | | | | |

Werte : 1000 \$ — Mengen : Tonnes falls nicht anders vermerkt (Abkürzungen siehe Anhang)
Y : siehe im Anhang Anmerkungen zu den Waren

Valeurs : 1000 \$ — Quantités : Tonnes sauf indication contraire (Voir abrégés en Annexe)
Y : voir notes par produits en Annexe

Tab. 2

import 1961

| WAREN - PRODUIT | | | MENGE | WERTE | WAREN - PRODUIT | | | MENGE | WERTE | WAREN - PRODUIT | | | MENGE | WERTE |
|--------------------------------|--|--|-----------------|---------|--------------------------------|--|--|-----------------|---------|--------------------------------|--|--|-----------------|---------|
| Ursprung - Origine | | | QUANTITÉ | VALEUR | Ursprung - Origine | | | QUANTITÉ | VALEUR | Ursprung - Origine | | | QUANTITÉ | VALEUR |
| | | | Einheit - Unité | 1000 \$ | | | | Einheit - Unité | 1000 \$ | | | | Einheit - Unité | 1000 \$ |
| FRANCE | | | 659 | 65 | FRANCE | | | 1 | 1 | CANADA | | | | 100 |
| ALLEMAGNE RF | | | 5 | 7 | PAYS BAS | | | 2 | 3 | CHINE CONTINENT | | | | 10 |
| -ALGERIE | | | 22 | 3 | ETATS UNIS | | | 1 | 2 | HONG KONG | | | | 8 |
| ETATS UNIS | | | 721 | 208 | | | | | | AUSTRALIE | | | | 23 |
| HONG KONG | | | 6 | 4 | 081 | | | | | 221 | | | | |
| AUSTRALIE | | | 13 | 2 | ALIMENTS POUR ANIMAUX | | | | | GRAINES NOIX OLEAGINEUSES | | | | |
| NOUV ZELANDE | | | 259 | 35 | FUTTERMITTEL | | | | | OELSAATEN UND OELFRUECHTE | | | | |
| 055 | | | | | M O N D E T | | | 527 | 77 | M O N D E T | | | 2 | 3 |
| PREPARAT ET CONSERV DE LEGUMES | | | | | FRANCE | | | 125 | 17 | HONG KONG | | | 1 | 2 |
| ZUBEREITUNGEN A GEMUESE USW | | | | | ETATS UNIS | | | 385 | 59 | | | | | |
| M O N D E T | | | 723 | 265 | AUSTRALIE | | | 14 | 1 | 231 | | | | |
| FRANCE | | | 109 | 58 | 091 | | | | | CAOUTCHOU BRUT NAT SYNT REGEN | | | | |
| PAYS BAS | | | 3 | 1 | MARGARINE ET GRAISSES ALIMENT | | | | | KAUTSCHUK | | | | |
| ROYAUME UNI | | | 4 | 3 | MARGARINE UND AND SPEISEFETTE | | | | | M O N D E T | | | | |
| -ALGERIE | | | 12 | 5 | M O N D E T | | | 37 | 14 | | | | | |
| -MALGACHE REP | | | 15 | 2 | FRANCE | | | 34 | 13 | 242 | | | | |
| ETATS UNIS | | | 547 | 173 | Y | | | | | BOIS RONDS BRUTS SIMPL EQUAR | | | | |
| JAPON | | | 1 | 4 | 099 | | | | | ROHLOLZ RUND OD EINF BEHAUEN | | | | |
| HONG KONG | | | 25 | 17 | PREPARATIONS ALIMENTAIRES NDA | | | | | M O N D E T | | | 146 | 15 |
| AUSTRALIE | | | 4 | 2 | NAHRUNGSMITTELZUBEREIT A N G | | | | | ETATS UNIS | | | 146 | 15 |
| NOUV ZELANDE | | | 2 | 1 | M O N D E T | | | 325 | 191 | | | | | |
| 061 | | | | | FRANCE | | | 91 | 65 | 243 | | | | |
| SUCRE ET MIEL | | | | | PAYS BAS | | | 7 | 5 | BOIS FACONNES OU SIMPL TRAV | | | | |
| ZUCKER UND HONIG | | | | | ALLEMAGNE RF | | | 1 | 1 | HOLZ EINFACH BEARBEITET | | | | |
| M O N D E T | | | 2681 | 319 | ROYAUME UNI | | | 4 | 4 | M O N D E T | | | 6392 | 693 |
| FRANCE | | | 5 | 3 | SUISSE | | | 2 | 1 | FRANCE | | | 57 | 7 |
| BELGIQUE LUXBG | | | 191 | 24 | -ALGERIE | | | 12 | 2 | ETATS UNIS | | | 5191 | 577 |
| PAYS BAS | | | 41 | 5 | ETATS UNIS | | | 139 | 79 | CANADA | | | 1086 | 100 |
| ROYAUME UNI | | | 847 | 107 | HONG KONG | | | 68 | 32 | AUSTRALIE | | | 59 | 10 |
| ETATS UNIS | | | 4 | 2 | AUSTRALIE | | | 2 | 1 | | | | | |
| -ANTILLES FR | | | 1592 | 178 | 111 | | | | | 251 | | | | |
| 062 | | | | | BOISSONS N ALC SAUF JUS FRUITS | | | | | PATES A PAPIER ET DECHETS | | | | |
| PREPARATIONS A BASE DE SUCRE | | | | | ALKOHOLFREIE GETRAENKE | | | | | ZELLSTOFF UND PAPIERABFAELLE | | | | |
| ZUCKERWAREN | | | | | M O N D E T | | | 583 | 87 | M O N D E T | | | 14 | 1 |
| M O N D E T | | | 213 | 176 | FRANCE | | | 419 | 55 | FRANCE | | | 14 | 1 |
| FRANCE | | | 96 | 66 | PAYS BAS | | | 45 | 8 | | | | | |
| PAYS BAS | | | 8 | 7 | ALLEMAGNE RF | | | 11 | 2 | | | | | |
| ROYAUME UNI | | | 4 | 4 | DANEMARK | | | 22 | 3 | | | | | |
| ETATS UNIS | | | 99 | 91 | -ALGERIE | | | 10 | 2 | | | | | |
| AUSTRALIE | | | 7 | 8 | ETATS UNIS | | | 64 | 14 | | | | | |
| 072 | | | | | AUSTRALIE | | | 7 | 1 | 263 | | | | |
| CACAO | | | | | NOUV ZELANDE | | | 5 | 1 | COTON | | | | |
| KAKAO | | | | | 112 | | | | | BAUMWOLLE | | | | |
| M O N D E T | | | 16 | 15 | BOISSONS ALCOOLIQUES | | | | | M O N D E T | | | 1 | 1 |
| FRANCE | | | 8 | 7 | ALKOHOLISCHE GETRAENKE | | | | | FRANCE | | | 1 | 1 |
| AUSTRALIE | | | 7 | 7 | M O N D E T | | | 1720 | 431 | | | | | |
| 073 | | | | | FRANCE | | | 333 | 171 | 267 | | | | |
| CHOCOLAT ET PREP AU CACAO | | | | | PAYS BAS | | | 2 | 1 | FRIPERIE DRILLES CHIFFONS | | | | |
| SCHOKOLADE U SCHOKOLADEWAREN | | | | | ITALIE | | | 3 | 1 | ABFAELLE V SPIRINST U LUMPEN | | | | |
| M O N D E T | | | 62 | 68 | ROYAUME UNI | | | 90 | 58 | M O N D E T | | | 3 | 1 |
| FRANCE | | | 51 | 57 | PORTUGAL | | | 6 | 3 | FRANCE | | | 2 | 1 |
| BELGIQUE LUXBG | | | 3 | 3 | -ALGERIE | | | 1265 | 184 | | | | | |
| ROYAUME UNI | | | 2 | 2 | ETATS UNIS | | | 6 | 6 | | | | | |
| SUISSE | | | 1 | 1 | CANADA | | | 2 | 1 | | | | | |
| ETATS UNIS | | | 3 | 3 | -ANTILLES FR | | | 13 | 6 | 271 | | | | |
| AUSTRALIE | | | 1 | 1 | 122 | | | | | ENGRAIS NATURELS | | | | |
| NOUV ZELANDE | | | 1 | 1 | TABACS MANUFACTURES | | | | | NATUERLICHE DUENGEMITTEL | | | | |
| 074 | | | | | TABAKWAREN | | | | | M O N D E T | | | 7 | 1 |
| THE ET MATE | | | | | M O N D E T | | | 136 | 328 | | | | | |
| TEE UND MATE | | | | | FRANCE | | | 18 | 35 | 273 | | | | |
| M O N D E T | | | 14 | 24 | PAYS BAS | | | 9 | 25 | PIERRES CONSTRUC SABL GRAVIERS | | | | |
| PAYS BAS | | | 3 | 4 | ROYAUME UNI | | | | | WERKSTEINE SAND UND KIES | | | | |
| CEYLAN MALDIVES | | | 4 | 5 | -ALGERIE | | | 89 | 172 | M O N D E T | | | 7 | 1 |
| CHINE CONTINENT | | | 5 | 10 | ETATS UNIS | | | 21 | 93 | FRANCE | | | 7 | 1 |
| HONG KONG | | | 1 | 4 | 2 4 | | | | | | | | | |
| AUSTRALIE | | | 1 | 1 | MATIERES PREMIERES | | | | | | | | | |
| 075 | | | | | ROHSTOFFE | | | | | 275 | | | | |
| EPICES | | | | | M O N D E T | | | | | ABRASIFS NATURELS DIAM INDUST | | | | |
| GEWUERZE | | | | | FRANCE | | | 999 | | NATUERLICHE SCHLEIFMITTEL | | | | |
| M O N D E T | | | 6 | 8 | PAYS BAS | | | 116 | | M O N D E T | | | 3 | 1 |
| | | | | | -ALGERIE | | | 7 | | ETATS UNIS | | | 3 | 1 |
| | | | | | ETATS UNIS | | | 116 | | | | | | |
| | | | | | | | | 612 | | | | | | |

Werte : 1000 \$ — Mengen : Tonnen falls nicht anders vermerkt (Abkürzungen siehe Anhang)
 Y : siehe im Anhang Anmerkungen zu den Waren

Valeurs : 1000 \$ — Quantités : Tonnes sauf indication contraire (Voir abréviations en Annexe)
 Y : voir notes par produits en Annexe

Tab. 2

import 1961

Französisch-Polynésien

Polynésie Française

| WAREN - PRODUIT | | | MENGES | | | WERTE | | | WAREN - PRODUIT | | | MENGES | | | WERTE | | | WAREN - PRODUIT | | | MENGES | | | WERTE | | | | | | | | | | | | | | | |
|--------------------|---|---|-----------------|------|--|---------|--|--|--------------------|--|---|-----------------|------|--|---------|--|--|--------------------|---------------|---|-----------------|------------|-----|---------|-----------|-----|------------|---|----|-----------------|---|----|-----------|---|---|--------------|---|---|--|
| Quantité | | | Einheit - Unité | | | 1000 \$ | | | Quantité | | | Einheit - Unité | | | 1000 \$ | | | Quantité | | | Einheit - Unité | | | 1000 \$ | | | | | | | | | | | | | | | |
| Ursprung - Origine | | | | | | | | | Ursprung - Origine | | | | | | | | | Ursprung - Origine | | | | | | | | | | | | | | | | | | | | | |
| 276 | AUTRES PRODUITS MINÉRAUX BRUTS ANDERE MINÉRALISCHE ROHSTOFFE | | | | | | | | 431 | HUILES ET GRAISSES ELABOREES ÖLE UND FATTE VERARBEITET | | | | | | | | | ROYAUME UNI . | 9 | 6 | ETATS UNIS | 173 | 116 | AUSTRALIE | 1 | 1 | | | | | | | | | | | | |
| | M O N D E | T | 913 | 73 | | | | | | M O N D E | T | 3 | 2 | | | | | | | | | | | | | | | | | | | | | | | | | | |
| | FRANCE | | 708 | 48 | | | | | | FRANCE | | 1 | 1 | | | | | | | | | | | | | | | | | | | | | | | | | | |
| | PAYS BAS | | 15 | 1 | | | | | | ETATS UNIS | | 1 | 1 | | | | | | | | | | | | | | | | | | | | | | | | | | |
| | ETATS UNIS | | 85 | 11 | | | | | | | | | | | | | | | | | | | | | | | | | | | | | | | | | | | |
| | AUSTRALIE | | 103 | 12 | | | | | | | | | | | | | | | | | | | | | | | | | | | | | | | | | | | |
| 291 | MAT BRUTES ORIG ANIMALE NDA ROHSTOFFE TIER URSPRUNGS A N G | | | | | | | | 5 6 8 | AUTRES PRODUITS INDUSTRIELS ANDERE INDUSTRIELLE ERZEUGNISSE | | | | | | | | | 541 | PRODUITS MEDICIN ET PHARMACEUT MEDIZIN U PHARM ERZEUGNISSE | | | | | | | | | | | | | | | | | | | |
| | M O N D E | T | 3 | 5 | | | | | M O N D E | T | 8971 | 5955 | | | | | | | | M O N D E | T | 161 | 397 | FRANCE | 142 | 352 | ETATS UNIS | 8 | 24 | CHINE CONTINENT | 5 | 12 | HONG KONG | 6 | 8 | NOUV ZELANDE | 1 | 1 | |
| | FRANCE | | 1 | 1 | | | | | | FRANCE | | 42 | 42 | | | | | | | | | | | | | | | | | | | | | | | | | | |
| | HONG KONG | | | 2 | | | | | | BELGIQUE LUXBG | | 74 | 74 | | | | | | | | | | | | | | | | | | | | | | | | | | |
| 292 | MAT BRUTES ORIG VEGETALE NDA ROHSTOFFE PFL URSPRUNGS A N G | | | | | | | | | PAYS BAS | | 226 | 226 | | | | | | | | | | | | | | | | | | | | | | | | | | |
| | M O N D E | T | 14 | 26 | | | | | | ALLEMAGNE RF | | 18 | 18 | | | | | | | | | | | | | | | | | | | | | | | | | | |
| | FRANCE | | 5 | 6 | | | | | | ITALIE | | 268 | 268 | | | | | | | | | | | | | | | | | | | | | | | | | | |
| | PAYS BAS | | 2 | 2 | | | | | | ROYAUME UNI . | | 52 | 52 | | | | | | | | | | | | | | | | | | | | | | | | | | |
| | ETATS UNIS | | 1 | 3 | | | | | | NORVEGE . | | 5 | 5 | | | | | | | | | | | | | | | | | | | | | | | | | | |
| | CHINE CONTINENT | | 2 | 10 | | | | | | SUEDE . | | 5 | 5 | | | | | | | | | | | | | | | | | | | | | | | | | | |
| | HONG KONG | | 1 | 4 | | | | | | FINLANDE . | | 23 | 23 | | | | | | | | | | | | | | | | | | | | | | | | | | |
| | AUSTRALIE | | 1 | 1 | | | | | | AUTRICHE . | | 13 | 13 | | | | | | | | | | | | | | | | | | | | | | | | | | |
| 3 | PRODUITS ENERGETIQUES BRENNSTOFFE | | | | | | | | | PORTUGAL . | | 2 | 2 | | | | | | | | | | | | | | | | | | | | | | | | | | |
| | M O N D E | | | 1452 | | | | | | MAROC . | | 58 | 58 | | | | | | | | | | | | | | | | | | | | | | | | | | |
| | FRANCE | | | 53 | | | | | | **ALGERIE | | 22 | 22 | | | | | | | | | | | | | | | | | | | | | | | | | | |
| | ETATS UNIS | | | 1391 | | | | | | *GABON | | 10 | 10 | | | | | | | | | | | | | | | | | | | | | | | | | | |
| | AUSTRALIE | | | 8 | | | | | | *MALGACHE REP | | 1268 | 1268 | | | | | | | | | | | | | | | | | | | | | | | | | | |
| 321 | CHARBON COKES ET AGGLOMEREES KOHLE KOKS UND BRIKETTS | | | | | | | | | ETATS UNIS | | 22 | 22 | | | | | | | | | | | | | | | | | | | | | | | | | | |
| | M O N D E | T | 25 | 1 | | | | | | CANADA | | 2 | 2 | | | | | | | | | | | | | | | | | | | | | | | | | | |
| | FRANCE | | 25 | 1 | | | | | | **ANTILLES FR | | 57 | 57 | | | | | | | | | | | | | | | | | | | | | | | | | | |
| 332 | PRODUITS DERIVES DU PETROLE ERDOELDESTILLATIONSERZEUGNISSE | | | | | | | | | UNION INDIENNE | | 12 | 12 | | | | | | | | | | | | | | | | | | | | | | | | | | |
| | M O N D E | T | 23465 | 1397 | | | | | | CHINE CONTINENT | | 95 | 95 | | | | | | | | | | | | | | | | | | | | | | | | | | |
| | FRANCE | | 694 | 48 | | | | | | JAPON | | 490 | 490 | | | | | | | | | | | | | | | | | | | | | | | | | | |
| | ETATS UNIS | | 22712 | 1341 | | | | | | HONG KONG | | 10 | 10 | | | | | | | | | | | | | | | | | | | | | | | | | | |
| | AUSTRALIE | | 59 | 8 | | | | | | PHILIPPINES | | 4 | 4 | | | | | | | | | | | | | | | | | | | | | | | | | | |
| 341 | GAZ NATURELS ET GAZ D USINE ERDGAS UND INDUSTRIEGASE | | | | | | | | | SINGAPOUR | | 108 | 108 | | | | | | | | | | | | | | | | | | | | | | | | | | |
| | M O N D E | T | 378 | 54 | | | | | | AUSTRALIE | | 21 | 21 | | | | | | | | | | | | | | | | | | | | | | | | | | |
| | FRANCE | | 16 | 4 | | | | | | NOUV ZELANDE | | 1 | 1 | | | | | | | | | | | | | | | | | | | | | | | | | | |
| | ETATS UNIS | | 362 | 50 | | | | | | OCEANIE BRIT | | 74 | 74 | | | | | | | | | | | | | | | | | | | | | | | | | | |
| 411 | CORPS GRAS D ORIGINE ANIMALE TIERISCHE FATTE UND ÖLE | | | | | | | | | *OCEANIE FRANC | | 2 | 2 | | | | | | | | | | | | | | | | | | | | | | | | | | |
| | M O N D E | T | 1 | 1 | | | | | | 512 | PRODUITS CHIMIQUES ORGANIQUES ORGANISCHE CHEM ERZEUGNISSE | | | | | | | | | | | | | | | | | | | | | | | | | | | | |
| Y | 421 HUILES VEGETALES FIXES DOUCES FETTE PFLANZL ÖLE MILD | | | | | | | | | M O N D E | T | 72 | 29 | | | | | | | | | | | | | | | | | | | | | | | | | | |
| | M O N D E | T | 337 | 174 | | | | | | FRANCE | | 45 | 18 | | | | | | | | | | | | | | | | | | | | | | | | | | |
| | FRANCE | | 95 | 49 | | | | | | ETATS UNIS | | 21 | 8 | | | | | | | | | | | | | | | | | | | | | | | | | | |
| | PAYS BAS | | 8 | 4 | | | | | | **ANTILLES FR | | 1 | 1 | | | | | | | | | | | | | | | | | | | | | | | | | | |
| | **ALGERIE | | 225 | 116 | | | | | | *OCEANIE FRANC | | 5 | 2 | | | | | | | | | | | | | | | | | | | | | | | | | | |
| | ETATS UNIS | | 7 | 4 | | | | | | 513 | ELEMENTS CHIMIQUES INORGANI ANORGANISCHE CHEM GRUNDSTOFFE | | | | | | | | | | | | | | | | | | | | | | | | | | | | |
| | M O N D E | T | 452 | 293 | | | | | | M O N D E | T | 162 | 35 | | | | | | | | | | | | | | | | | | | | | | | | | | |
| | FRANCE | | 259 | 164 | | | | | | FRANCE | | 105 | 22 | | | | | | | | | | | | | | | | | | | | | | | | | | |
| | ALLEMAGNE RF | | 10 | 7 | | | | | | ETATS UNIS | | 15 | 4 | | | | | | | | | | | | | | | | | | | | | | | | | | |
| | M O N D E | T | 452 | 293 | | | | | | *OCEANIE FRANC | | 41 | 9 | | | | | | | | | | | | | | | | | | | | | | | | | | |
| | FRANCE | | 259 | 164 | | | | | | 514 | AUTRES PROD CHIM INORGANIQUEES AND ANORGAN CHEM ERZEUGNISSE | | | | | | | | | | | | | | | | | | | | | | | | | | | | |
| | ALLEMAGNE RF | | 10 | 7 | | | | | | M O N D E | T | 80 | 15 | | | | | | | | | | | | | | | | | | | | | | | | | | |
| | M O N D E | T | 452 | 293 | | | | | | FRANCE | | 67 | 11 | | | | | | | | | | | | | | | | | | | | | | | | | | |
| | FRANCE | | 259 | 164 | | | | | | ETATS UNIS | | 13 | 4 | | | | | | | | | | | | | | | | | | | | | | | | | | |
| | ALLEMAGNE RF | | 10 | 7 | | | | | | 515 | COLOR DU GOUDR INDIGO NAT ETC SYNT ORG FARBST NAT INDIGO USW | | | | | | | | | | | | | | | | | | | | | | | | | | | | |
| | M O N D E | T | 4 | 6 | | | | | | | | | | | | | | | | | | | | | | | | | | | | | | | | | | | |

Tab. 2

import 1961

| WAREN - PRODUIT | | | WERTE | | | WAREN - PRODUIT | | | WERTE | | | WAREN - PRODUIT | | | WERTE | | |
|-------------------------------------|---|-----|---------|-----|--|--------------------------------|---|-----|---------|-----|--------------------------------|--------------------|-------|--|---------|--|--|
| Menge | | | Valeur | | | Menge | | | Valeur | | | Menge | | | Valeur | | |
| QUANTITÉ | | | 1000 \$ | | | QUANTITÉ | | | 1000 \$ | | | QUANTITÉ | | | 1000 \$ | | |
| Unité - Unité | | | | | | Unité - Unité | | | | | | Unité - Unité | | | | | |
| Origine - Origine | | | | | | Origine - Origine | | | | | | Origine - Origine | | | | | |
| Ursprung - Origine | | | | | | Ursprung - Origine | | | | | | Ursprung - Origine | | | | | |
| ROYAUME UNI | | 3 | | 1 | | ROYAUME UNI | | 3 | | 3 | 656 | | | | | | |
| • MALGACHE REP | | 60 | | 10 | | NORVEGE | | 1 | | 1 | ARTICLES EN MAT TEXTILES NDA | | | | | | |
| ETATS UNIS | | 43 | | 32 | | SUEDE | | 313 | | 35 | SPINNSTOFFWAREN A N C | | | | | | |
| HONG KONG | | 23 | | 17 | | ETATS UNIS | | 108 | | 30 | | | | | | | |
| AUSTRALIE | | 5 | | 2 | | NOUV ZELANDE | | 3 | | 1 | M O N D E | T | 162 | | 228 | | |
| 611 | | | | | | 642 | | | | | FRANCE | | 17 | | 47 | | |
| CUIRS | | | | | | ARTICLES EN PAPIER OU CARTON | | | | | BELGIQUE LUXBG | | 3 | | 5 | | |
| LEDER | | | | | | WAREN AUS PAPIER ODER PAPPE | | | | | PAYS BAS | | 8 | | 12 | | |
| M O N D E | T | 8 | | 12 | | M O N D E | T | 196 | | 147 | ALLEMAGNE RF | | 11 | | 13 | | |
| FRANCE | | 2 | | 3 | | FRANCE | | 89 | | 75 | ROYAUME UNI | | 7 | | 11 | | |
| AUSTRALIE | | 7 | | 8 | | PAYS BAS | | 11 | | 5 | PORTUGAL | | 2 | | 4 | | |
| 612 | | | | | | ROYAUME UNI | | 18 | | 12 | ETATS UNIS | | 36 | | 84 | | |
| ARTICLES MANUFACT EN CUIR NDA | | | | | | SUEDE | | 16 | | 7 | UNION INDIENNE | | 65 | | 22 | | |
| WAREN A LEGER KUNSTLEDER A N C | | | | | | SUISSE | | 1 | | 1 | HONG KONG | | 9 | | 23 | | |
| M O N D E | T | 1 | | 3 | | AUTRICHE | | 7 | | 4 | • OCEANIE FRANC | | 2 | | 6 | | |
| FRANCE | | 1 | | 2 | | ETATS UNIS | | 55 | | 40 | 657 | | | | | | |
| ETATS UNIS | | | | 1 | | HONG KONG | | 1 | | 1 | COUV PARQUETS TAPIS TAPISSERIE | | | | | | |
| 621 | | | | | | • OCEANIE FRANC | | 1 | | 1 | FUSSBODENBELAEGE TEPPEICHE USW | | | | | | |
| DEMI PRODUITS EN CAOUTCHOUC | | | | | | 651 | | | | | M O N D E | T | 64 | | 27 | | |
| HALBERZEUGNISSE AUS KAUTSCHUK | | | | | | FILS DE MATIERES TEXTILES | | | | | FRANCE | | 24 | | 10 | | |
| M O N D E | T | 13 | | 27 | | GARNE AUS SPINNSTOFFEN | | | | | PAYS BAS | | 8 | | 3 | | |
| FRANCE | | 9 | | 17 | | M O N D E | T | 12 | | 28 | ROYAUME UNI | | 23 | | 8 | | |
| ETATS UNIS | | 4 | | 10 | | FRANCE | | 11 | | 27 | ETATS UNIS | | 6 | | 4 | | |
| 629 | | | | | | Y | | | | | HONG KONG | | 3 | | 2 | | |
| ART MANUFACT EN CAOUTCHOUC NDA | | | | | | 652 | | | | | 661 | | | | | | |
| BEARBEITETE WAREN A KAUTSCHUK A N C | | | | | | TISSUS COTON SAUF TISSUS SPEC | | | | | CHAUX CEMENTS OUVR PR BATIMENT | | | | | | |
| M O N D E | T | 156 | | 234 | | BAUMWOLLGEWEBE | | | | | KALK ZEMENT UND BAUSTOFFE | | | | | | |
| FRANCE | | 117 | | 187 | | M O N D E | T | 351 | | 937 | M O N D E | T | 15148 | | 501 | | |
| BELGIQUE LUXBG | | 4 | | 5 | | FRANCE | | 131 | | 465 | FRANCE | | 15128 | | 495 | | |
| PAYS BAS | | 2 | | 3 | | PAYS BAS | | 5 | | 9 | ITALIE | | 2 | | 1 | | |
| ALLEMAGNE RF | | 29 | | 33 | | ALLEMAGNE RF | | 1 | | 2 | MAROC | | 8 | | 2 | | |
| ROYAUME UNI | | 1 | | 1 | | ROYAUME UNI | | 19 | | 73 | ETATS UNIS | | 9 | | 3 | | |
| ETATS UNIS | | 2 | | 5 | | PORTUGAL | | 1 | | 1 | Y | | | | | | |
| • OCEANIE FRANC | | 1 | | 1 | | ETATS UNIS | | 66 | | 200 | 662 | | | | | | |
| 631 | | | | | | UNION INDIENNE | | 22 | | 32 | PIECES DE CONSTR EN MAT CERAM | | | | | | |
| BOIS ARTIF ET TRAVAILLES NDA | | | | | | HONG KONG | | 107 | | 153 | BAUMATERIAL AUS KERAM STOFFEN | | | | | | |
| FURNIERE KUNSTHOLZ USW A N C | | | | | | Y | | | | | M O N D E | T | 352 | | 70 | | |
| M O N D E | T | 440 | | 156 | | 653 | | | | | FRANCE | | 166 | | 29 | | |
| FRANCE | | 140 | | 61 | | AUTRES TISSUS SAUF SPECIAUX | | | | | ALLEMAGNE RF | | 180 | | 38 | | |
| BELGIQUE LUXBG | | 39 | | 8 | | ANDERE GEWEBE | | | | | ETATS UNIS | | 5 | | 3 | | |
| • GABON | | 52 | | 22 | | M O N D E | T | 87 | | 260 | 663 | | | | | | |
| ETATS UNIS | | 188 | | 59 | | FRANCE | | 15 | | 98 | ARTICLES EN MAT MINERALES NDA | | | | | | |
| CANADA | | 8 | | 3 | | BELGIQUE LUXBG | | 8 | | 17 | WAREN A MINERAL STOFFEN A N C | | | | | | |
| AUSTRALIE | | 12 | | 3 | | ALLEMAGNE RF | | 1 | | 3 | M O N D E | T | 97 | | 28 | | |
| 632 | | | | | | ITALIE | | 3 | | 7 | FRANCE | | 84 | | 22 | | |
| ARTICLES MANUFACT EN BOIS NDA | | | | | | ROYAUME UNI | | 30 | | 55 | ETATS UNIS | | 2 | | 3 | | |
| BEARBEITETE WAREN A HOLZ A N C | | | | | | ETATS UNIS | | 7 | | 34 | NOUV ZELANDE | | 10 | | 1 | | |
| M O N D E | T | 97 | | 52 | | JAPON | | 22 | | 35 | 664 | | | | | | |
| FRANCE | | 38 | | 25 | | HONG KONG | | 1 | | 8 | VERRE | | | | | | |
| • ALGERIE | | 44 | | 12 | | • OCEANIE FRANC | | 1 | | 1 | GLAS | | | | | | |
| ETATS UNIS | | 8 | | 11 | | 654 | | | | | M O N D E | T | 204 | | 66 | | |
| HONG KONG | | 1 | | 1 | | TULLES DENTELLES BRODERIES ETC | | | | | FRANCE | | 174 | | 57 | | |
| NOUV ZELANDE | | 1 | | 1 | | TUELL SPITZEN BAENDER USW | | | | | BELGIQUE LUXBG | | 12 | | 2 | | |
| 633 | | | | | | M O N D E | T | 5 | | 39 | AUSTRALIE | | 17 | | 5 | | |
| ARTICLES MANUFACT EN LIEGE | | | | | | FRANCE | | 3 | | 29 | 665 | | | | | | |
| BEARBEITETE WAREN AUS KORC | | | | | | ROYAUME UNI | | 1 | | 3 | VERRERIE | | | | | | |
| M O N D E | T | 2 | | 7 | | AUTRICHE | | 1 | | 2 | GLASWAREN | | | | | | |
| FRANCE | | 2 | | 6 | | ETATS UNIS | | 1 | | 5 | M O N D E | T | 499 | | 137 | | |
| 641 | | | | | | 655 | | | | | FRANCE | | 421 | | 107 | | |
| PAPIERS ET CARTONS | | | | | | TISSUS SPECIAUX ARTIC ASSIMIL | | | | | ALLEMAGNE RF | | 1 | | 2 | | |
| PAPIER UND PAPPE | | | | | | SPEZIALGEWEBE UND ERZEUGNISSE | | | | | ROYAUME UNI | | 2 | | 1 | | |
| M O N D E | T | 682 | | 159 | | M O N D E | T | 109 | | 136 | • ALGERIE | | 22 | | 8 | | |
| FRANCE | | 213 | | 72 | | FRANCE | | 21 | | 56 | ETATS UNIS | | 42 | | 19 | | |
| PAYS BAS | | 40 | | 17 | | PAYS BAS | | 1 | | 1 | • OCEANIE FRANC | | 11 | | 1 | | |
| ALLEMAGNE RF | | 1 | | 1 | | ALLEMAGNE RF | | 1 | | 6 | M O N D E | T | 94 | | 50 | | |
| | | | | | | ROYAUME UNI | | 15 | | 20 | FRANCE | | 82 | | 42 | | |
| | | | | | | PORTUGAL | | 24 | | 10 | ALLEMAGNE RF | | 4 | | 2 | | |
| | | | | | | ETATS UNIS | | 16 | | 26 | ROYAUME UNI | | 3 | | 3 | | |
| | | | | | | UNION INDIENNE | | 6 | | 3 | ETATS UNIS | | 1 | | 1 | | |
| | | | | | | JAPON | | 3 | | 5 | HONG KONG | | 4 | | 3 | | |
| | | | | | | PHILIPPINES | | 25 | | 10 | 666 | | | | | | |
| | | | | | | | | | | | ARTICLES EN MATIER CERAMQUES | | | | | | |
| | | | | | | | | | | | FEINKERAMISCHE ERZEUGNISSE | | | | | | |
| | | | | | | | | | | | M O N D E | T | 94 | | 50 | | |
| | | | | | | | | | | | FRANCE | | 82 | | 42 | | |
| | | | | | | | | | | | ALLEMAGNE RF | | 4 | | 2 | | |
| | | | | | | | | | | | ROYAUME UNI | | 3 | | 3 | | |
| | | | | | | | | | | | ETATS UNIS | | 1 | | 1 | | |
| | | | | | | | | | | | HONG KONG | | 4 | | 3 | | |

Werte : 1000 \$ — Mengen : Tonnen falls nicht anders vermerkt (Abkürzungen siehe Anhang)
 Y : siehe im Anhang Anmerkungen zu den Waren

Valeurs : 1000 \$ — Quantités : Tonnes sauf indication contraire (Voir abréviations en Annexe)
 Y : voir notes par produits en Annexe

Tab. 2

import 1961

Französisch-Polynesien

Polynésie Française

| WAREN - PRODUIT | | | MENGE | WERTE | WAREN - PRODUIT | | | MENGE | WERTE | WAREN - PRODUIT | | | MENGE | WERTE | |
|---|---|------|-----------------|----------------|--|-----|-----|-----------------|-------------|---|-----|----------------|-----------------|-------------|--|
| Ursprung - Origine | | | QUANTITÉ | VALEUR | Ursprung - Origine | | | QUANTITÉ | VALEUR | Ursprung - Origine | | | QUANTITÉ | VALEUR | |
| | | | Einheit - Unité | 1000 \$ | | | | Einheit - Unité | 1000 \$ | | | | Einheit - Unité | 1000 \$ | |
| 667 PIERRES GEMMES ET PERLES FINES EDEL SCHMUCKSTEINE ECHT PERLEN | | | | | Y 686 ZINC ZINK | | | | | 696 COUTELLERIE ET COUVERTS SCHNEIDWAREN UND BESTECKE | | | | | |
| M O N D E | T | | | | M O N D E | T | 7 | 1 | M O N D E | T | 12 | 46 | | | |
| FRANCE | | 1 | | | FRANCE | | 7 | 1 | FRANCE | | 10 | 39 | PAYS BAS | | |
| 671 SPIEGEL FONTES FERRO ALLIAGES ROHEISEN SPIEGELEISEN FERROLEG | | | | | Y 687 ETAIN ZINN | | | | | ALLEMAGNE RF | | | | 3 | |
| M O N D E | T | 4 | 3 | M O N D E | T | 1 | 1 | ROYAUME UNI | | | | 2 | ETATS UNIS | | |
| FRANCE | | 4 | 3 | ETATS UNIS | | | | 1 | | | | | 2 | | |
| 673 BARES ET PROFILS PALPLANCHES STABSTAHL U PROFILE AUS STAHL | | | | | 689 AUTRES MET COMMUNS NON FERREUX ANDERE UNEDLE NE METALLE | | | | | Y 697 ARTICLES METAL USAGE DOMEST METALLWAREN VORW F HAUSGEBR | | | | | |
| M O N D E | T | 1518 | 207 | M O N D E | T | 1 | 2 | M O N D E | T | 197 | 218 | | | | |
| FRANCE | | 1516 | 207 | FRANCE | | 1 | 1 | FRANCE | | 133 | 140 | PAYS BAS | | 6 | |
| 674 LARGES PLATS ET TOLES BREITFLACHSTAHL UND BLECHE | | | | | 691 CONSTRUCTIO METALL ET PARTIES METALLKONSTRUKTIONEN UND TEILE | | | | | ALLEMAGNE RF | | | | 8 | |
| M O N D E | T | 1039 | 262 | M O N D E | T | 184 | 145 | ROYAUME UNI | | | | 7 | ROYAUME UNI | | |
| FRANCE | | 1014 | 256 | FRANCE | | 154 | 101 | ETATS UNIS | | | | 5 | SUEDE | | |
| JAPON | | 24 | 6 | ETATS UNIS | | 5 | 7 | AUSTRALIE | | | | 25 | 37 | AUTRICHE | |
| 675 FEUILLARDS BANDSTAHL | | | | | 692 RESERVOIRS FUS ETC METALLIQ BEHAELTER FAESSER USW A METALL | | | | | Y 698 AUT ART MANUF EN MET COMM NDA AND BEARB WAREN A UNEDL METALL | | | | | |
| M O N D E | T | 2 | 3 | M O N D E | T | 391 | 131 | M O N D E | T | 183 | 179 | | | | |
| FRANCE | | 2 | 3 | FRANCE | | 15 | 20 | FRANCE | | 134 | 131 | BELGIQUE LUXBG | | 3 | |
| 677 FILS FER ACIER FIL MACH EXCLUS STAHLDRAHT | | | | | 693 CABL RONCES TREILLIS ETC METAL KABEL STACHELDRAHT USW | | | | | ALLEMAGNE RF | | | | 2 | |
| M O N D E | T | 20 | 5 | M O N D E | T | 226 | 77 | ROYAUME UNI | | | | 59 | ALLEMAGNE RF | | |
| FRANCE | | 20 | 5 | FRANCE | | 171 | 59 | ALLEMAGNE RF | | | | 5 | ITALIE | | |
| 678 TUB TUYAUX RACCORDS FON FER AC ROHRE ROHRFORMSTUECKE USW | | | | | 694 CLOUTERIE ET BOULONNERIE NAEGEL UND SCHRAUBEN | | | | | ROYAUME UNI | | | | 1 | |
| M O N D E | T | 495 | 155 | M O N D E | T | 250 | 71 | SUEDE | | | | 7 | ROYAUME UNI | | |
| FRANCE | | 435 | 123 | FRANCE | | 180 | 41 | SUISSE | | | | 10 | ETATS UNIS | | |
| ALLEMAGNE RF | | 2 | 2 | ALLEMAGNE RF | | 2 | 2 | AUTRICHE | | | | 2 | TCHECOSLOVAQUIE | | |
| ETATS UNIS | | 52 | 27 | ROYAUME UNI | | 14 | 6 | ROYAUME UNI | | | | 1 | MAROC | | |
| JAPON | | 6 | 3 | ETATS UNIS | | 10 | 9 | ROYAUME UNI | | | | 14 | ETATS UNIS | | |
| Y 682 CUIVRE KUPFER | | | | | 695 OUTILLAGE EN METAUX COMMUNS WERKZEUGE AUS UNEDLEN METALLEN | | | | | CANADA | | | | 984 | |
| M O N D E | T | 8 | 15 | M O N D E | T | 99 | 187 | CANADA | | 1 | 1 | JAPON | | 8 | |
| FRANCE | | 6 | 9 | FRANCE | | 47 | 99 | JAPON | | 3 | 1 | HONG KONG | | 2 | |
| ALLEMAGNE RF | | 2 | 2 | ALLEMAGNE RF | | 2 | 2 | SINGAPOUR | | 1 | 1 | SINGAPOUR | | 19 | |
| ETATS UNIS | | 52 | 27 | ROYAUME UNI | | 14 | 6 | AUSTRALIE | | 25 | 8 | AUSTRALIE | | 28 | |
| JAPON | | 6 | 3 | ETATS UNIS | | 10 | 9 | NOUV ZELANDE | | 5 | 1 | NOUV ZELANDE | | 62 | |
| 684 ALUMINIUM ALUMINIUM | | | | | 699 CHAUDIÈRES ET MOT NON ELECTR DAMPFKESSEL U NICHTELEKT MOTOR | | | | | OCEANIE BRIT | | | | 1 | |
| M O N D E | T | 45 | 35 | M O N D E | T | 170 | 768 | OCEANIE BRIT | | | | 50 | M O N D E | T | |
| FRANCE | | 44 | 34 | FRANCE | | 77 | 404 | FRANCE | | | | 77 | FRANCE | | |
| ETATS UNIS | | 1 | 1 | BELGIQUE LUXBG | | 26 | 99 | BELGIQUE LUXBG | | | | 26 | BELGIQUE LUXBG | | |
| Y 685 PLOMB BLEI | | | | | ALLEMAGNE RF | | | | | ALLEMAGNE RF | | | | 3 | |
| M O N D E | T | 20 | 7 | ITALIE | | | | 2 | ITALIE | | | | 2 | ROYAUME UNI | |
| FRANCE | | 15 | 5 | ROYAUME UNI | | | | 26 | ROYAUME UNI | | | | 26 | SUISSE | |
| ROYAUME UNI | | 4 | 1 | SUISSE | | | | 1 | SUISSE | | | | 1 | ETATS UNIS | |
| ETATS UNIS | | 1 | 1 | ETATS UNIS | | | | 34 | ETATS UNIS | | | | 34 | AUSTRALIE | |
| | | | | | AUSTRALIE | | | | | AUSTRALIE | | | | 2 | |
| | | | | | NOUV ZELANDE | | | | | NOUV ZELANDE | | | | 4 | |
| | | | | | OCEANIE FRANC | | | | | OCEANIE FRANC | | | | 1 | |

Werte: 1000 \$ — Mengen: Tonnen falls nicht anders vermerkt (Abkürzungen siehe Anhang)
Y: siehe im Anhang Anmerkungen zu den Waren

Valeurs: 1000 \$ — Quantités: Tonnes sauf indication contraire (Voir abréviations en Annexe)
Y: voir notes par produits en Annexe

Tab. 2

import 1961

| WAREN - PRODUIT | | MENGE | WERTE | WAREN - PRODUIT | | MENGE | WERTE | WAREN - PRODUIT | | MENGE | WERTE |
|--|---|-----------------|---------|---|---|-----------------|---------|---|---|-----------------|---------|
| Quantité | | Quantité | Valeur | Quantité | | Quantité | Valeur | Quantité | | Quantité | Valeur |
| 1000 \$ | | 1000 \$ | 1000 \$ | 1000 \$ | | 1000 \$ | 1000 \$ | 1000 \$ | | 1000 \$ | 1000 \$ |
| Ursprung - Origine | | Einheit - Unité | | Ursprung - Origine | | Einheit - Unité | | Ursprung - Origine | | Einheit - Unité | |
| 712 TRACTEURS MACH ET APPAR AGRICO SCHLEPPER MASCHIN APP F LANDW | | | | 723 FILS CABLES ISOLAT ETC P ELEC DRÄHTE KABEL ISOLATOREN F EL | | | | 734 AERONEFS LUFFFAHRZEUGE | | | |
| M O N D E | T | 73 | 106 | M O N D E | T | 175 | 171 | M O N D E | T | 18 | 229 |
| FRANCE | | 44 | 60 | FRANCE | | 171 | 166 | FRANCE | | 9 | 148 |
| ALLEMAGNE RF | | 4 | 4 | * ALGERIE | | | 1 | ETATS UNIS | | 3 | 15 |
| ROYAUME UNI | | 7 | 7 | ETATS UNIS | | 4 | 4 | AUSTRALIE | | 1 | 8 |
| ETATS UNIS | | 19 | 35 | | | | | NOUV ZELANDE | | 6 | 58 |
| 714 MACHINES DE BUREAU BUEROMASCHINEN | | | | 724 APPAR POUR TELECOMMUNICATIONS APP F TELEGR TELEPHON FERNSEH | | | | 735 BATEAUX WASSERFAHRZEUGE | | | |
| M O N D E | T | 11 | 79 | M O N D E | T | 87 | 417 | M O N D E | T | 95 | 160 |
| FRANCE | | 3 | 16 | FRANCE | | 72 | 347 | FRANCE | | 79 | 147 |
| ALLEMAGNE RF | | 2 | 13 | PAYS BAS | | 2 | 12 | ETATS UNIS | | 5 | 8 |
| ITALIE | | 1 | 8 | ALLEMAGNE RF | | 8 | 28 | * OCEANIE FRANC | | 11 | 4 |
| SUEDE | | 1 | 5 | ROYAUME UNI | | 1 | 5 | | | | |
| SUISSE | | 1 | 4 | AUTRICHE | | | 1 | | | | |
| TCHECOSLOVAQUIE | | | 1 | ETATS UNIS | | 3 | 17 | | | | |
| ETATS UNIS | | 3 | 32 | JAPON | | | 2 | | | | |
| CANADA | | | 1 | * OCEANIE FRANC | | 1 | 5 | | | | |
| 715 MACH POUR TRAVAIL DES METAUX METALLBEARBEITUNGSMASCHINEN | | | | 725 APPAREILS ELECTRODOMESTIQUES ELEKTRISCHE HAUSHALTSGERAETE | | | | Y | | | |
| M O N D E | T | 3 | 8 | M O N D E | T | 71 | 108 | 812 | | | |
| FRANCE | | 3 | 7 | FRANCE | | 44 | 59 | APP SANIT HYG CHAUFF ECLAIRAGE | | | |
| ETATS UNIS | | 1 | 1 | PAYS BAS | | 1 | 1 | SANITAER U HYG ARTKL HEIZK USW | | | |
| | | | | ETATS UNIS | | 26 | 48 | | | | |
| 717 MACH PR TEXT CUIR MAC A COUDRE MASCH F TEXTIL LEDER NAEHMASCH | | | | Y | | | | M O N D E | | | |
| M O N D E | T | 32 | 60 | 726 | | | | FRANCE | | 139 | 126 |
| FRANCE | | 3 | 7 | APP ELEC MEDICALE ET RADIOLOG | | | | ALLEMAGNE RF | | 87 | 61 |
| ALLEMAGNE RF | | 1 | 4 | APP F ELEKTROMEDIZIN BESTRAHL | | | | ROYAUME UNI | | 8 | 8 |
| ITALIE | | 2 | 1 | | | | | ETATS UNIS | | 1 | 2 |
| ROYAUME UNI | | 1 | 1 | | | | | ETATS UNIS | | 33 | 33 |
| SUISSE | | 1 | 4 | | | | | CANADA | | 1 | 5 |
| ETATS UNIS | | 19 | 30 | | | | | JAPON | | 1 | 2 |
| JAPON | | 3 | 5 | | | | | HONG KONG | | 7 | 13 |
| AUSTRALIE | | 4 | 7 | | | | | | | | |
| 718 MACH PR AUT INDUS SPECIALISEES MASCH F BESOND GEN INDUSTRIEN | | | | 729 MACH ET APP ELECTRIQUES N D A ELEKTR MASCHINEN U APP A N G | | | | 821 MEUBLES MOEBEL | | | |
| M O N D E | T | 102 | 192 | M O N D E | T | 164 | 247 | M O N D E | T | 270 | 298 |
| FRANCE | | 82 | 164 | FRANCE | | 87 | 155 | FRANCE | | 194 | 208 |
| ALLEMAGNE RF | | 1 | 2 | ALLEMAGNE RF | | 2 | 8 | PAYS BAS | | 1 | 2 |
| ITALIE | | 1 | 1 | ROYAUME UNI | | 11 | 11 | ROYAUME UNI | | 20 | 16 |
| ROYAUME UNI | | 3 | 9 | ETATS UNIS | | 27 | 50 | ETATS UNIS | | 23 | 32 |
| ETATS UNIS | | 3 | 9 | HONG KONG | | 4 | 2 | HONG KONG | | 21 | 28 |
| * OCEANIE FRANC | | 11 | 6 | SINGAPOUR | | 33 | 19 | AUSTRALIE | | 1 | 3 |
| | | | | * OCEANIE FRANC | | | 1 | * OCEANIE FRANC | | 7 | 8 |
| 719 MACHINES ET APPAREILS NDA MASCHINEN UND APPARATE ANG | | | | 731 VEHICULES POUR VOIES FERREES SCHIENENFAHRZEUGE | | | | 831 ARTI VOYAGE SACS A MAIN ET SIM REISEARTIKEL TAESCHNERW U DGL | | | |
| M O N D E | T | 410 | 748 | M O N D E | T | 3 | 7 | M O N D E | T | 26 | 49 |
| FRANCE | | 215 | 344 | FRANCE | | 3 | 7 | FRANCE | | 19 | 36 |
| BELGIQUE LUXBG | | 8 | 8 | | | | | ALLEMAGNE RF | | 1 | 3 |
| ALLEMAGNE RF | | 24 | 49 | | | | | ROYAUME UNI | | 2 | 2 |
| ITALIE | | 4 | 5 | | | | | ETATS UNIS | | 1 | 3 |
| ROYAUME UNI | | 9 | 14 | | | | | HONG KONG | | 3 | 4 |
| SUEDE | | 2 | 2 | | | | | | | | |
| SUISSE | | | 1 | | | | | | | | |
| ETATS UNIS | | 142 | 313 | | | | | | | | |
| JAPON | | | 1 | | | | | | | | |
| AUSTRALIE | | 4 | 9 | | | | | | | | |
| * OCEANIE FRANC | | 3 | 2 | | | | | | | | |
| 722 MACH ELECT APPAR POUR COUPURE ELEKTR MASCH U SCHALTGERAETE | | | | 732 VEHICULES AUTOMOBILES ROUTIERS KRAFTFAHRZEUGE | | | | 841 VETEMENTS BEKLEIDUNG | | | |
| M O N D E | T | 154 | 318 | M O N D E | T | 1516 | 2095 | M O N D E | T | 128 | 545 |
| FRANCE | | 83 | 196 | FRANCE | | 1161 | 1556 | FRANCE | | 43 | 277 |
| ALLEMAGNE RF | | 22 | 37 | ALLEMAGNE RF | | 113 | 169 | ALLEMAGNE RF | | 1 | 2 |
| ROYAUME UNI | | 16 | 19 | ITALIE | | 60 | 91 | ROYAUME UNI | | 1 | 6 |
| AUTRICHE | | | 1 | ROYAUME UNI | | 40 | 55 | PORTUGAL | | 1 | 2 |
| ETATS UNIS | | 31 | 61 | MAROC | | | 1 | ETATS UNIS | | 12 | 66 |
| * OCEANIE FRANC | | 2 | 4 | * ALGERIE | | 9 | 13 | JAPON | | 2 | 8 |
| | | | | ETATS UNIS | | 113 | 185 | HONG KONG | | 64 | 164 |
| | | | | AUSTRALIE | | 2 | 2 | * OCEANIE FRANC | | 6 | 21 |
| | | | | OCEANIE BRIT | | 1 | 1 | | | | |
| | | | | * OCEANIE FRANC | | 18 | 23 | | | | |
| 723 MACH ELECT APPAR POUR COUPURE ELEKTR MASCH U SCHALTGERAETE | | | | 733 VEHIC ROUT AUT QUE AUTOMOBILES STRASSENFAHRZEUGE O KRAFTANTR | | | | 851 CHAUSSURES SCHUHE | | | |
| M O N D E | T | 154 | 318 | M O N D E | T | 70 | 68 | M O N D E | T | 87 | 187 |
| FRANCE | | 83 | 196 | FRANCE | | 59 | 55 | FRANCE | | 54 | 125 |
| ALLEMAGNE RF | | 22 | 37 | ALLEMAGNE RF | | 3 | 4 | PAYS BAS | | 1 | 1 |
| ROYAUME UNI | | 16 | 19 | ROYAUME UNI | | 7 | 5 | ALLEMAGNE RF | | 1 | 1 |
| AUTRICHE | | | 1 | ETATS UNIS | | 2 | 3 | ROYAUME UNI | | 3 | 4 |
| ETATS UNIS | | 31 | 61 | | | | | ETATS UNIS | | 3 | 13 |
| * OCEANIE FRANC | | 2 | 4 | | | | | CANADA | | | 1 |
| | | | | | | | | JAPON | | 8 | 11 |
| | | | | | | | | HONG KONG | | 12 | 15 |
| | | | | | | | | SINGAPOUR | | 1 | 4 |
| | | | | | | | | * OCEANIE FRANC | | 6 | 12 |

Werte : 1000 \$ — Mengen : Tonnen falls nicht anders vermerkt (Abkürzungen siehe Anhang)
Y : siehe im Anhang Anmerkungen zu den Waren

Valeurs : 1000 \$ — Quantités : Tonnes sauf indication contraire (Voir abréviations en Annexe)
Y : voir notes par produits en Annexe

Tab. 2

import 1961

Französisch-Polynesien

Polynésie Française

| WAREN - PRODUIT | | | MENGE | WERTE | WAREN - PRODUIT | | | MENGE | WERTE | WAREN - PRODUIT | | | MENGE | WERTE |
|--------------------------------|--|--|-----------------|---------|--------------------|----------------|--|-----------------|---------|--------------------|-----|--|-----------------|---------|
| Ursprung - Origine | | | QUANTITÉ | VALEUR | Ursprung - Origine | | | QUANTITÉ | VALEUR | Ursprung - Origine | | | QUANTITÉ | VALEUR |
| | | | Einheit - Unité | 1000 \$ | | | | Einheit - Unité | 1000 \$ | | | | Einheit - Unité | 1000 \$ |
| Y | | | | | | | | | | | | | | |
| 861 | | | | | | | | | | | | | | |
| APP SCIENTIF ET D OPTIQUE | | | | | | | | | | | | | | |
| FEINMECH U OPT ERZEUGNISSE | | | | | | | | | | | | | | |
| M O N D E | | | T | 24 | 139 | M O N D E | | | T | 61 | 136 | | | |
| FRANCE | | | | 14 | 90 | FRANCE | | | | 35 | 78 | | | |
| ALLEMAGNE RF | | | | | 8 | ALLEMAGNE RF | | | | 4 | 10 | | | |
| ITALIE | | | | | 1 | ITALIE | | | | 2 | 4 | | | |
| ROYAUME UNI | | | | | 1 | ROYAUME UNI | | | | 1 | 2 | | | |
| SUISSE | | | | | 2 | NORVEGE | | | | 1 | 4 | | | |
| AUTRICHE | | | | | 1 | ETATS UNIS | | | | 14 | 30 | | | |
| ETATS UNIS | | | | 7 | 24 | JAPON | | | | 2 | 3 | | | |
| JAPON | | | | 2 | 11 | HONG KONG | | | | 1 | 1 | | | |
| -OCEANIE FRANC | | | | 1 | 1 | AUSTRALIE | | | | 1 | 3 | | | |
| 862 | | | | | | | | | | | | | | |
| FOURNITURES PHOTOCINEMA | | | | | | | | | | | | | | |
| PHOTOCHEMISCHE ERZEUGNISSE | | | | | | | | | | | | | | |
| M O N D E | | | T | 12 | 65 | M O N D E | | | T | 12 | 26 | | | |
| FRANCE | | | | 8 | 53 | FRANCE | | | | 11 | 21 | | | |
| ALLEMAGNE RF | | | | 1 | 2 | ALLEMAGNE RF | | | | 1 | 1 | | | |
| ROYAUME UNI | | | | | 1 | ETATS UNIS | | | | 1 | 3 | | | |
| ETATS UNIS | | | | 3 | 9 | | | | | | | | | |
| 863 | | | | | | | | | | | | | | |
| FILMS CINEMA IMPRES ET DEVELOP | | | | | | | | | | | | | | |
| KINOFILME BELICHTET ENTWICKELT | | | | | | | | | | | | | | |
| M O N D E | | | T | 5 | 43 | M O N D E | | | T | 2 | 91 | | | |
| FRANCE | | | | 4 | 40 | FRANCE | | | | 1 | 87 | | | |
| ETATS UNIS | | | | 1 | 2 | ALLEMAGNE RF | | | | | 1 | | | |
| -OCEANIE FRANC | | | | 1 | 1 | SUISSE | | | | | 1 | | | |
| | | | | | | HONG KONG | | | | | 2 | | | |
| 864 | | | | | | | | | | | | | | |
| HORLOGERIE | | | | | | | | | | | | | | |
| UHREN | | | | | | | | | | | | | | |
| M O N D E | | | T | 4 | 58 | M O N D E | | | T | 113 | 128 | | | |
| FRANCE | | | | 3 | 35 | FRANCE | | | | 24 | 60 | | | |
| ALLEMAGNE RF | | | | 1 | 2 | BELGIQUE LUXBG | | | | 5 | 3 | | | |
| SUISSE | | | | | 20 | PAYS BAS | | | | 7 | 4 | | | |
| | | | | | | ALLEMAGNE RF | | | | 24 | 10 | | | |
| | | | | | | ROYAUME UNI | | | | 1 | 1 | | | |
| | | | | | | SUEDE | | | | 3 | 2 | | | |
| | | | | | | FINLANDE | | | | 13 | 5 | | | |
| | | | | | | AUTRICHE | | | | 13 | 5 | | | |
| | | | | | | ETATS UNIS | | | | 4 | 11 | | | |
| | | | | | | JAPON | | | | 1 | 4 | | | |
| | | | | | | HONG KONG | | | | 14 | 17 | | | |
| | | | | | | AUSTRALIE | | | | 5 | 5 | | | |
| | | | | | | OCEANIE BRIT | | | | | 1 | | | |
| 891 | | | | | | | | | | | | | | |
| INSTR MUSIQUE PHONOS DISQUES | | | | | | | | | | | | | | |
| MUSIKINSTR PLATTENSP SCHALLPL | | | | | | | | | | | | | | |
| M O N D E | | | T | 33 | 167 | M O N D E | | | T | 9 | 31 | | | |
| FRANCE | | | | 15 | 98 | FRANCE | | | | 8 | 22 | | | |
| PAYS BAS | | | | 1 | 4 | -OCEANIE FRANC | | | | 1 | 9 | | | |
| ALLEMAGNE RF | | | | 6 | 22 | | | | | | | | | |
| ITALIE | | | | 1 | 5 | | | | | | | | | |
| ROYAUME UNI | | | | 2 | 5 | | | | | | | | | |
| ETATS UNIS | | | | 8 | 31 | | | | | | | | | |
| NOUV ZELANDE | | | | 1 | 1 | | | | | | | | | |
| 892 | | | | | | | | | | | | | | |
| OUVRAGES IMPRIMES | | | | | | | | | | | | | | |
| DRUCKEREI ERZEUGNISSE | | | | | | | | | | | | | | |
| M O N D E | | | T | 59 | 314 | M O N D E | | | T | 9 | 31 | | | |
| FRANCE | | | | 48 | 294 | FRANCE | | | | 8 | 22 | | | |
| PAYS BAS | | | | 2 | 4 | -OCEANIE FRANC | | | | 1 | 9 | | | |
| ROYAUME UNI | | | | | 1 | | | | | | | | | |
| ETATS UNIS | | | | 4 | 9 | | | | | | | | | |
| JAPON | | | | | 1 | | | | | | | | | |
| HONG KONG | | | | 2 | 1 | | | | | | | | | |
| AUSTRALIE | | | | 1 | 2 | | | | | | | | | |
| NOUV ZELANDE | | | | 1 | 1 | | | | | | | | | |
| 893 | | | | | | | | | | | | | | |
| ARTICLES EN MATIERES PLASTIC | | | | | | | | | | | | | | |
| KUNSTSTOFFWAREN | | | | | | | | | | | | | | |
| M O N D E | | | T | 53 | 108 | M O N D E | | | T | 9 | 31 | | | |
| FRANCE | | | | 44 | 89 | FRANCE | | | | 8 | 22 | | | |
| ALLEMAGNE RF | | | | | 1 | -OCEANIE FRANC | | | | 1 | 9 | | | |
| SUEDE | | | | | 1 | | | | | | | | | |
| ETATS UNIS | | | | 6 | 14 | | | | | | | | | |
| HONG KONG | | | | 2 | 2 | | | | | | | | | |
| 894 | | | | | | | | | | | | | | |
| VOIT ENFANTS ART SPORT JOUETS | | | | | | | | | | | | | | |
| KINDERWAGEN SPORTART SPIELZG | | | | | | | | | | | | | | |
| M O N D E | | | T | 61 | 136 | M O N D E | | | T | 12 | 26 | | | |
| FRANCE | | | | 35 | 78 | FRANCE | | | | 11 | 21 | | | |
| ALLEMAGNE RF | | | | 4 | 10 | ALLEMAGNE RF | | | | 1 | 1 | | | |
| ITALIE | | | | 2 | 4 | ETATS UNIS | | | | 1 | 3 | | | |
| ROYAUME UNI | | | | 1 | 2 | | | | | | | | | |
| NORVEGE | | | | 1 | 4 | | | | | | | | | |
| ETATS UNIS | | | | 14 | 30 | | | | | | | | | |
| JAPON | | | | 2 | 3 | | | | | | | | | |
| HONG KONG | | | | 1 | 1 | | | | | | | | | |
| AUSTRALIE | | | | 1 | 3 | | | | | | | | | |
| 895 | | | | | | | | | | | | | | |
| ARTICLES DE BUREAU | | | | | | | | | | | | | | |
| BUEROBEDARF | | | | | | | | | | | | | | |
| M O N D E | | | T | 12 | 26 | M O N D E | | | T | 12 | 26 | | | |
| FRANCE | | | | 11 | 21 | FRANCE | | | | 11 | 21 | | | |
| ALLEMAGNE RF | | | | 1 | 1 | ALLEMAGNE RF | | | | 1 | 1 | | | |
| ETATS UNIS | | | | 3 | 9 | ETATS UNIS | | | | 1 | 3 | | | |
| 897 | | | | | | | | | | | | | | |
| BIJOUTERIE JOAILLERIE ORFEVRE | | | | | | | | | | | | | | |
| SCHMUCK GOLD UND SILBERWAREN | | | | | | | | | | | | | | |
| M O N D E | | | T | 2 | 91 | M O N D E | | | T | 2 | 91 | | | |
| FRANCE | | | | 1 | 87 | FRANCE | | | | 1 | 87 | | | |
| ALLEMAGNE RF | | | | | 1 | ALLEMAGNE RF | | | | | 1 | | | |
| SUISSE | | | | | 1 | SUISSE | | | | | 1 | | | |
| HONG KONG | | | | | 2 | HONG KONG | | | | | 2 | | | |
| 899 | | | | | | | | | | | | | | |
| ARTICLES MANUFACTURES NDA | | | | | | | | | | | | | | |
| BEARBEITETE WAREN A N C | | | | | | | | | | | | | | |
| M O N D E | | | T | 113 | 128 | M O N D E | | | T | 113 | 128 | | | |
| FRANCE | | | | 24 | 60 | FRANCE | | | | 24 | 60 | | | |
| BELGIQUE LUXBG | | | | 5 | 3 | BELGIQUE LUXBG | | | | 5 | 3 | | | |
| PAYS BAS | | | | 7 | 4 | PAYS BAS | | | | 7 | 4 | | | |
| ALLEMAGNE RF | | | | 24 | 10 | ALLEMAGNE RF | | | | 24 | 10 | | | |
| ROYAUME UNI | | | | 1 | 1 | ROYAUME UNI | | | | 1 | 1 | | | |
| SUEDE | | | | 3 | 2 | SUEDE | | | | 3 | 2 | | | |
| FINLANDE | | | | 13 | 5 | FINLANDE | | | | 13 | 5 | | | |
| AUTRICHE | | | | 13 | 5 | AUTRICHE | | | | 13 | 5 | | | |
| ETATS UNIS | | | | 4 | 11 | ETATS UNIS | | | | 4 | 11 | | | |
| JAPON | | | | 1 | 4 | JAPON | | | | 1 | 4 | | | |
| HONG KONG | | | | 14 | 17 | HONG KONG | | | | 14 | 17 | | | |
| AUSTRALIE | | | | 5 | 5 | AUSTRALIE | | | | 5 | 5 | | | |
| OCEANIE BRIT | | | | | 1 | OCEANIE BRIT | | | | | 1 | | | |
| 951 | | | | | | | | | | | | | | |
| ARMURERIE MUNITIONS DE GUERRE | | | | | | | | | | | | | | |
| KRIEGSWAFFEN UND MUNITION | | | | | | | | | | | | | | |
| M O N D E | | | T | 9 | 31 | M O N D E | | | T | 9 | 31 | | | |
| FRANCE | | | | 8 | 22 | FRANCE | | | | 8 | 22 | | | |
| -OCEANIE FRANC | | | | 1 | 9 | -OCEANIE FRANC | | | | 1 | 9 | | | |

Werte : 1000 \$ — Mengen : Tonnen falls nicht anders vermerkt (Abkürzungen siehe Anhang)
 Y : siehe im Anhang Anmerkungen zu den Waren

Valeurs : 1000 \$ — Quantités : Tonnes sauf indication contraire (Voir abréviations en Annexe)
 Y : voir notes par produits en Annexe

INHALTSÜBERSICHT

| | Seite |
|--|-------|
| ÜBERSICHT 1 — Einfuhr nach Erzeugnissen, gegliedert nach Einfuhrländern und Ursprungsräumen : | |
| 0-9. Gesamteinfuhr | 5 |
| 0,1. Nahrungs- und Genußmittel | 6 |
| 2,4. Rohstoffe | 32 |
| 3. Brennstoffe | 42 |
| 5,6,8. Andere industrielle Erzeugnisse | 48 |
| 7. Maschinen und Fahrzeuge | 89 |

| | |
|---|-----|
| ÜBERSICHT 2 — Einfuhr der einzelnen Überseegebiete, gegliedert nach Erzeugnissen und nach Ursprung : | |
| Algerien | 119 |
| Guadeloupe | 131 |
| Martinique | 135 |
| Guayana | 139 |
| Réunion | 143 |
| Mauretanien | 147 |
| Mali | 153 |
| Niger | 161 |
| Tschad | 169 |
| Senegal | 177 |
| Obervolta | 187 |
| Elfenbeinküste | 195 |
| Togo | 205 |
| Dahome | 213 |
| Kamerun | 221 |
| Zentralafrikanische Republik | 231 |
| Gabun | 239 |
| Kongo (Brazzaville) | 247 |
| Französische Somaliküste | 257 |
| Somali | 261 |
| Madagaskar | 269 |
| Komoren | 279 |
| St.-Pierre-und-Miquelon | 285 |
| Neukaledonien | 289 |
| Französisch-Polynesien | 295 |

Anmerkungen :

| | |
|--|------------|
| Inhalt des Bandes | II |
| Begriffsbestimmungen und Anmerkungen | II |
| Quellen | II |
| Besondere Bemerkungen | II |
| Abkürzungen | II |
| Anmerkungen zu den Erzeugnissen | III |
| Umrechnungskurse | IV |
| Verzeichnis der Partnerländer | V |

ANMERKUNGEN

Diese Veröffentlichung enthält eine Analyse der Einfuhren der mit der EWG assoziierten überseeischen Länder nach Erzeugnissen und nach Ursprung. Sie enthält die Einfuhrangaben nach Verbrauchsgruppen und für jede dreistellige Gruppe der CST. Von Ausnahmen abgesehen sind die Werte einheitlich in tausend Dollar und die Mengen in Tonnen ausgedrückt (siehe die Anfangsbuchstaben der Mengeneinheiten unter « Abkürzungen »).

INHALT DES BANDES

Der Band umfaßt zwei Tabellen :

- Die erste Tabelle gibt für jedes Erzeugnis eine doppelte Aufteilung des Handels der assoziierten überseeischen Länder und Gebiete in ihrer Gesamtheit, und zwar nach Einfuhrland sowie nach folgendem Ursprung : EWG und die einzelnen Mitgliedstaaten, übrige assoziierte Länder insgesamt und dritte Länder insgesamt, darunter Vereinigte Staaten und Vereinigtes Königreich. Neben den Wert- und Mengenangaben enthält die Tabelle die Einheitswerte für jedes Erzeugnis. Diese Einheitswerte werden nur als Anhaltspunkt genannt und dürfen keineswegs als Preise angesehen werden, insbesondere weil sie einen Durchschnitt darstellen können, der verschiedene Qualitäten, ja sogar verschiedene Erzeugnisse in variablem Umfang einbezieht. Die Angaben der Spalte « Welt » schließen den Ursprung « Verschiedenes » ein; letzterer erscheint nicht in den anderen Spalten.
- Die zweite Tabelle enthält die Einfuhren jedes überseeischen Landes nach Erzeugnissen mit einem Gesamtwert von mindestens 500 Dollar und nach dem jeweiligen Ursprungsland. Erzeugnisse, deren Gesamteinfuhr 500 Dollar nicht erreichte, blieben unberücksichtigt.

BEGRIFFSBESTIMMUNGEN UND ANMERKUNGEN

Die allgemeinen, für die Statistiken des Außenhandels der mit der EWG assoziierten Länder und Hoheitsgebiete geltenden Definitionen stehen im Jahrbuch 1953-1958 des Außenhandels nach Ursprungs- und Bestimmungsland (gelbe Blätter Seiten VIII bis XIV), dem unter Berücksichtigung der nachstehenden Bemerkungen nähere Einzelheiten entnommen werden können. Die Angaben stellen die Spezialeinfuhr dar; die Werte umfassen die Versicherungs- und Transportkosten bis zur Grenze des Einfuhrlandes (cif-Wert), sie beinhalten nicht die in diesem Lande erhobenen Einfuhrzölle, Steuern oder Abgaben.

QUELLEN

Die Angaben der vorliegenden Veröffentlichung wurden von den Statistischen Ämtern der verschiedenen assoziierten überseeischen Länder geliefert; das gilt nicht für :

Komoren, St. Pierre und Miquelon, Französische Somaliküste, Neukaledonien, Polynesien :

Die Zahlen wurden freundlicherweise von den mit den Beziehungen und der Zusammenarbeit mit den überseeischen Ländern beauftragten Statistischen Diensten zur Verfügung gestellt.

Guadeloupe, Martinique, Guayana, Réunion :

Die Zahlen wurden freundlicherweise vom Nationalen Statistischen Amt Frankreichs (INSEE) zur Verfügung gestellt.

Algerien :

Die den Handel Algeriens mit anderen Ländern als Frankreich betreffenden Angaben sind von der Direction Générale des Douanes française, Abteilung Handelsstatistik, mitgeteilt worden. Für den Handel mit dem Mutterland finden die von Frankreich über seinen Handel mit Algerien zur Verfügung gestellten Zahlen Verwendung.

BESONDERE BEMERKUNGEN

Algerien :

Einschließlich der Einfuhren der Departements der Oasen und Saoura aus Frankreich.

Überseeische Departements :

Die Angaben beziehen sich nur auf die hauptsächlichsten Erzeugnisse und die Hauptbestimmungsländer.

Zollunion von Äquatorialafrika :

Da die vier Länder von Äquatorialafrika (die Republiken : Tschad, Zentralafrika, Gabun und Kongo) in einer Zollunion zusammengefaßt sind, umfassen die Zahlen nicht den Handel zwischen diesen Staaten.

Länder des ehemaligen Französisch-Westafrika :

Die den Handel zwischen den Ländern des ehemaligen Französisch-Westafrikas betreffenden Angaben sind wegen der Identifizierungsschwierigkeiten des Handels auf dem Landweg zwischen diesen Ländern mit Vorsicht zu verwenden.

Madagaskar :

Der Handel der Komoren ist nicht eingeschlossen.

Somalia :

Die Angaben beziehen sich nur auf das ehemalige Ital.-Somaliland.

ABKÜRZUNGEN

| | | | | | |
|------|--|---|------------------|---|-----------------|
| CEE | EWG — Europäische Wirtschaftsgemeinschaft | C | Tausend Karat | L | Liter |
| AOM | Assoziierte Überseegebiete | G | Gramm | N | Stück |
| DOM | Algerien und überseeische Departements | T | Metrische Tonnen | P | Paar |
| PTOM | Mit der EWG assoziierte überseeische Länder und Hoheitsgebiete | M | Meter | K | Kilowattstunden |
| CST | Internationales Warenverzeichnis für den Außenhandel (CST) | S | Quadratmeter | | |
| NDA | a.n.g. (anderweitig nicht genannt) | V | Kubikmeter | | |

ANMERKUNGEN ZU DEN ERZEUGNISSEN

| | | | |
|-----|---|-----|--|
| 011 | einschl. 012 für die Komoren und St. Pierre und Miquelon | 422 | einschl. 421 für die Komoren und Franz.-Somalikküste. Enthalten in 411 für St. Pierre und Miquelon. Ausschl. der in 421 aufgenommenen « Palm-, Kokos- und Kopräole » für Polynesien |
| 012 | enthalten in 011 für die Komoren und St. Pierre und Miquelon | 431 | enthalten in 411 für St. Pierre und Miquelon |
| 013 | enthalten in 032 für St. Pierre und Miquelon | 512 | enthalten in 599 für die Franz.-Somalikküste und St. Pierre und Miquelon |
| 025 | enthalten in 061 für St. Pierre und Miquelon | 513 | einschl. 514 für die Komoren. Enthalten in 599 für die Franz.-Somalikküste und St. Pierre und Miquelon |
| 032 | einschl. 013 für St. Pierre und Miquelon | 514 | enthalten in 513 für die Komoren und in 599 für die Franz.-Somalikküste und St. Pierre und Miquelon |
| 041 | } enthalten in 045 für St. Pierre und Miquelon | 515 | enthalten in 599 für die Franz.-Somalikküste |
| 042 | | 531 | enthalten in 532 für St. Pierre und Miquelon |
| 043 | | 532 | einschl. 531 und 533 für St. Pierre und Miquelon |
| 044 | | 533 | enthalten in 532 für St. Pierre und Miquelon. Ausschl. der in 895 aufgenommenen « Druckereischwärze » für Polynesien |
| 045 | einschl. 041, 042, 043 und 044 für St. Pierre und Miquelon | 551 | einschl. 553 für St. Pierre und Miquelon |
| 046 | einschl. 047 für Neukaledonien | 553 | enthalten in 551 für St. Pierre und Miquelon |
| 047 | enthalten in 046 für Neukaledonien. Einschl. der « Getreidekörner, geschält, geschliffen, geschrotet, gequetscht oder geröstet zum Frühstück » für Polynesien | 571 | ausschl. der in 951 aufgenommenen « Jagd- und Sportmunition » für St. Pierre und Miquelon |
| 048 | einschl. « Tapioca » für die Komoren. Ausschl. der in 047 aufgenommenen « Getreidekörner, geschält, geschliffen, geschrotet, gequetscht oder geröstet zum Frühstück » für Polynesien | 599 | einschl. « Zement oder feuerfester Mörtel » für Polynesien und 512 bis 515 für die Franz.-Somalikküste |
| 051 | einschl. 052 für die Komoren und Franz.-Somalikküste | 611 | enthalten in 211 für die Komoren und St. Pierre und Miquelon |
| 052 | enthalten in 051 für die Komoren und Franz.-Somalikküste | 612 | ausschl. der in 851 aufgenommenen « Schuhteile » für St. Pierre und Miquelon |
| 053 | einschl. 055 für St. Pierre und Miquelon | 631 | } enthalten in 242 für St. Pierre und Miquelon |
| 055 | ausschl. der in 048 aufgenommenen « Tapioca » für die Komoren. Enthalten in 053 für St. Pierre und Miquelon | 632 | |
| 061 | einschl. 025 für St. Pierre und Miquelon | 633 | einschl. 244 für die Komoren. Enthalten in 242 für St. Pierre und Miquelon |
| 071 | einschl. der « Tee- oder Mateextrakte » für Polynesien | 641 | einschl. 642 für die Franz.-Somalikküste und Neukaledonien und 251, 642 und 892 für St. Pierre und Miquelon |
| 072 | einschl. 073 für St. Pierre und Miquelon | 642 | enthalten in 641 für die Franz.-Somalikküste, St. Pierre und Miquelon und Neukaledonien |
| 073 | enthalten in 072 für St. Pierre und Miquelon | 651 | umfaßt außerdem die Kapitel BZT 51, 56 und 57, ohne die in 263 aufgenommenen « Baumwollgarne » für St. Pierre und Miquelon |
| 074 | ausschl. des in 075 aufgenommenen « Mate » für St. Pierre und Miquelon | 652 | ohne den in 653 aufgenommenen « Baumwollvelours » für Polynesien |
| 075 | einschl. des « Mate » für St. Pierre und Miquelon | 653 | einschl. « Baumwollvelours » für Polynesien. Ausschl. der in 841 aufgenommenen « nicht gummielastischen und nicht kautschutierten Gewirke » für Guadeloupe, Martinique, Guayana und Reunion |
| 099 | ausschl. der in 071 aufgenommenen « Tee- oder Mateextrakte » für Polynesien | 655 | ausschl. der in 841 aufgenommenen « Hutstumpen » für Guadeloupe, Martinique, Guayana und Reunion |
| 121 | enthalten in 122 für Guadeloupe, Martinique, Guayana, Reunion und St. Pierre und Miquelon | 657 | einschl. « Velours, Hutbänder und Schleier » für die Komoren |
| 122 | einschl. 121 für Guadeloupe, Martinique, Guayana, Reunion und St. Pierre und Miquelon | 661 | einschl. 662 und 663 für St. Pierre und Miquelon |
| 211 | einschl. 611 für die Komoren. Umfaßt die Kapitel BZT 41 und 42 für St. Pierre und Miquelon | 662 | enthalten in 661 für St. Pierre und Miquelon. Ausschl. der in 599 für Polynesien aufgenommenen « Zemente und feuerfesten Mörtel » |
| 212 | enthalten in 842 für St. Pierre und Miquelon | 663 | umfaßt alle « keramischen Erzeugnisse » (BZT 6901-6914) für Guadeloupe, Martinique, Guayana und Reunion. Umfaßt « Zement, auch gefäbt » für Polynesien. Enthalten in 661 für St. Pierre und Miquelon |
| 231 | enthalten in 621 für St. Pierre und Miquelon | 664 | einschl. 665 für St. Pierre und Miquelon. Enthalten in 665 für Guadeloupe, Martinique, Guayana und Reunion |
| 241 | enthalten in 242 für St. Pierre und Miquelon | 665 | enthalten 664 für St. Pierre und Miquelon. Einschl. 664 für Guadeloupe, Martinique, Guayana und Reunion |
| 242 | einschl. 241, 243, 244, 631, 632 und 633 und der « Korbwaren » für St. Pierre und Miquelon und 243 für Neukaledonien | 671 | } enthalten in 679 für die Franz.-Somalikküste, St. Pierre und Miquelon und Neukaledonien |
| 243 | enthalten in 242 für St. Pierre und Miquelon und Neukaledonien | 672 | |
| 244 | enthalten in 633 für die Komoren und in 242 für St. Pierre und Miquelon | 673 | |
| 251 | enthalten in 641 für St. Pierre und Miquelon | 674 | |
| 263 | einschl. der « Baumwollgarne » für St. Pierre und Miquelon | 675 | |
| 276 | ausschl. des in 332 aufgenommenen « Naturasphalts » für Guadeloupe, Martinique, Guayana, Reunion und St. Pierre und Miquelon | 676 | |
| 283 | ausschl. der in 682 und 683 aufgenommenen « Kupfermatten » und « Nickelmatten » für St. Pierre und Miquelon | 677 | |
| 284 | enthalten in den Gruppen 682 bis 689 für St. Pierre und Miquelon und Polynesien. Ausschl. « Bearbeitungsabfälle und Schrott aus Zink », aufgenommen in 686 für Kamerun, sowie der in 684 aufgenommenen « Bearbeitungsabfälle und Schrott von Aluminium » für die Republik Madagaskar | 678 | |
| 331 | ausschl. des in 332 aufgenommenen « Erdöls und Schieferöls, roh » für Guadeloupe, Martinique, Guayana und Reunion | 679 | einschl. 671 bis 678 für die Franz.-Somalikküste, St. Pierre und Miquelon und Neukaledonien |
| 332 | einschl. des « Erdöls und Schieferöls, roh », des « Erdgases und sonstiger gasförmiger, Kohlenwasserstoffe », des « Naturasphalts » für Guadeloupe, Martinique, Guayana und Reunion sowie des « Naturasphalts » für St. Pierre und Miquelon. Ausschl. der in 341 aufgenommenen « Vaseline oder mineralischen Wachse » für St. Pierre und Miquelon | 682 | einschl. « Kupfermatten, Bearbeitungsabfälle und Schrott von Kupfer » für St. Pierre und Miquelon und Polynesien |
| 341 | einschl. « Vaseline oder mineralische Wachse » für St. Pierre und Miquelon. Ausschl. der in 332 aufgenommenen « Erdgase oder sonstigen Kohlenwasserstoffe » für Guadeloupe, Martinique, Guayana und Reunion | 684 | einschl. « Bearbeitungsabfälle und Schrott von Aluminium » für die Republik Madagaskar und St. Pierre und Miquelon |
| 411 | einschl. 421, 422 und 431 für St. Pierre und Miquelon | 685 | einschl. « Bearbeitungsabfälle » und Schrott von Blei für Polynesien. Enthalten in 689 für St. Pierre und Miquelon |
| 421 | enthalten in 422 für die Komoren und Franz.-Somalikküste. Einschl. der « Palm-, Kokos- und Kopräole » für Polynesien. Enthalten in 411 für St. Pierre und Miquelon | 686 | einschl. « Bearbeitungsabfälle und Schrott von Zink » für Kamerun und Polynesien. Enthalten in 689 für St. Pierre und Miquelon |
| | | 687 | Einschl. « Bearbeitungsabfälle und Schrott von Zinn » für Polynesien. Enthalten in 689 für St. Pierre und Miquelon |

| | | | |
|-----|--|-----|---|
| 689 | einschl. der « Bearbeitungsabfälle und des Schrotts », der zu dieser Gruppe und 685, 686 und 687 gehörenden Metalle für St. Pierre und Miquelon | 726 | ausschl. der in 681 für Polynesien aufgenommenen « elektromedizinischen Apparate » |
| 695 | enthalten in 696 für Guadeloupe, Martinique, Guayana und Reunion. Einschl. 696 für St. Pierre und Miquelon | 732 | ausschl. der in 733 für Neukaledonien aufgenommenen « Krafträder, Fahrräder mit Hilfsmotor und Teile davon » |
| 696 | enthalten in 695 für St. Pierre und Miquelon. Einschl. 695 für Guadeloupe, Martinique, Guayana und Reunion | 733 | einschl. « Krafträder, Fahrräder mit Hilfsmotor und Teile davon » für Neukaledonien |
| 697 | einschl. der « Hygieneartikel aus Eisen und Stahl » für die Komoren und Polynesien | 812 | ausschl. der in 697 aufgenommenen « Hygieneartikel aus Eisen oder Stahl » für die Komoren und Polynesien |
| 711 | einschl. « Straßenwalzen mit mechanischem Antrieb », « Maschinen und Apparate zum Heizen und zur Kälteerzeugung », sowie « Pumpen und Zentrifugen außer Milchzentrifugen » für Guadeloupe, Martinique, Guayana und Reunion | 841 | einschl. der « nicht gummielastischen und nicht kautschutierten Gewirke » für Guadeloupe, Martinique, Guayana und Reunion |
| 712 | } enthalten in 719 für St. Pierre und Miquelon | 842 | einschl. 212 für St. Pierre und Miquelon |
| 714 | | 851 | einschl. der « Schuheile » für St. Pierre und Miquelon |
| 715 | | 861 | einschl. der « elektromedizinischen Apparate » für Polynesien |
| 717 | | 862 | einschl. 863 für die Komoren und St. Pierre und Miquelon |
| 718 | enthalten in 719 für St. Pierre und Miquelon. Ausschl. der in 711 aufgenommenen « Straßenwalzen mit mechanischem Antrieb » für Guadeloupe, Martinique, Guayana und Reunion | 863 | enthalten in 862 für die Komoren und St. Pierre und Miquelon |
| 719 | einschl. der « elektrischen Haushaltskühlschränke » für die Komoren, 712, 714, 715, 717 und 718 für St. Pierre und Miquelon. Ausschl. der in 711 aufgenommenen « Maschinen und Apparate zum Heizen und zur Kälteerzeugung » und der « Pumpen und Zentrifugen außer Milchzentrifugen », sowie der in 695 aufgenommenen « nicht elektrischen Maschinen und Apparate für den Haushalt » für Guadeloupe, Martinique, Guayana und Reunion | 892 | enthalten in 641 für St. Pierre und Miquelon |
| 725 | ausschl. der in 719 für die Komoren aufgenommenen « elektrischen Haushaltskühlschränke » | 894 | einschl. « Teile für Kriegswaffen » für die Republik Madagaskar. Ausschl. der in 951 aufgenommenen « Waffen, ausgenommenen Kriegswaffen » für St. Pierre und Miquelon |
| | | 895 | einschl. der « Druckereischwärze » für Polynesien |
| | | 899 | ausschl. der in 242 für St. Pierre und Miquelon aufgenommenen « Korbbwaren » |
| | | 951 | einschl. der Waffen, ausgenommenen Kriegswaffen » und der « Jagd- und Sportmunition » für St. Pierre und Miquelon. Ausschl. der in 894 für die Republik Madagaskar aufgenommenen « Teile für Kriegswaffen » |

UMRECHNUNGSKURSE

| A O M | Nationale Währungseinheit | Gegenwert in Dollar |
|--|---------------------------|---------------------|
| Algerien, Guadeloupe, Guayana, Martinique | 10 Neue franz. Franken | 2,02550 |
| Réunion, Kamerun, Rep. Madagaskar, Zollunion von Äquatorialafrika (Rep. : Tschad, Zentralafrika, Gabun und Kongo), ehem. Franz.-Westafrika (Senegal, Sudan, Mauretanien, Elfenbeinküste, Obervolta, Dahome und Togo), Komoren und St. Pierre und Miquelon. | 1 000 CFA-Franken | 4,05100 |
| Französische Somaliküste | 1 000 Djibouti-Franken | 4,66435 |
| Neukaledonien, Französisch-Polynesien | 1 000 CFP-Franken | 11,14025 |

EWG - LÄNDERVERZEICHNIS - CLASSIFICATION GÉOGRAPHIQUE CEE

(STAND - 1961 - VERSION)

| Europäische Wirtschaftsgemeinschaft | Communauté Économique Européenne | ehem. Französisch-Westafrika : Summe der Nummern 207, 208, 217, 227, 247, 258, 277 | 2X7B | ANCIENNE AOF: somme des codes 207, 208, 217, 227, 247, 258, 277 |
|---|--|---|-------------|--|
| Frankreich, Andorra | 001M FRANCE, Andorre | | | |
| Belgien-Luxemburg | 002M BELGIQUE LUXBG | | | |
| Niederlande | 003M PAYS-BAS | | | |
| Bundesrepublik Deutschland (einschl. West-Berlin; Saarland ab 6/7/59) | 004M ALLEMAGNE RF (incl. Berlin-Ouest; Sarre à partir du 6/7/59) | Nicht benannte Länder Portugiesisch-Afrikas: Summe der Nummern 237, 338, 369 | 2X8 | AFR PORTUG NS : somme des codes 237, 338, 369 |
| Italien | 005M ITALIE | Nicht benannte Länder Britisch-Westafrikas : Summe der Nummern 228, 248 | 2X9 | AFR OC BRIT NS : somme des codes 228, 248 |
| Übriges Europa | Reste de l'Europe | Kamerun | 307B | CAMEROUN |
| Vereinigtes Königreich | 016 ROYAUME-UNI | Zentralafrikanische Republik (s. 3X7) | 308B | REP CENTRE AF (cf 3X7) |
| Island | 017 ISLANDE | Spanisch-Guinea (s. 3X9) | 309 | GUINEE ESPAGN (cf 3X9) |
| Irland | 018 IRLANDE | Gabun (s. 3X7) | 317B | GABON (cf 3X7) |
| Norwegen | 027 NORVEGE | Kongo (ehem. Franz.-Mittelkongo) (s. 3X7) | 318B | CONGO BRAZZA (cf 3X7) |
| Schweden | 028 SUEDE | Kongo (ehem. Belg.-Kongo einschl. 337 seitens Frankreichs und Italiens) | 328B | CONGO LEO (incl. 337 pour France et Italie) |
| Finnland | 029 FINLANDE | Ruanda-Urundi (s. 328) | 337B | RUANDA URUNDI (cf 328) |
| Dänemark, Färöer, Grönland | 037 DANEMARK, Féroë, Groenland | Angola (s. 2X8) | 338 | ANGOLA (cf 2X8) |
| Schweiz | 038 SUISSE | Äthiopien | 347 | ETHIOPIE |
| Österreich | 039 AUTRICHE | Französische Somalisküste | 348B | COTE FR SOMALI |
| Portugal | 047 PORTUGAL | Somalia | 357B | SOMALIE REP |
| Spanien (einschl. Kanarische Inseln seitens Frankreichs und Italiens) | 048 ESPAGNE (incl. Canaries pour France et Italie) | Kenia, Uganda (s. 3X8) | 358 | KENYA OUGANDA (cf 3X8) |
| Gibraltar, Malta | 049 GIBRALTAR, MALTE | Tanganjika (s. 3X8) | 367 | TANGANYIKA (cf 3X8) |
| Jugoslawien | 057 YOUGOSLAVIE | Sansibar und Pemba (s. 3X8) | 368 | ZANZIBAR PEMBA (cf 3X8) |
| Albanien | 058 ALBANIE | Mosambik (s. 2X8) | 369 | MOZAMBIQUE (cf 2X8) |
| Griechenland | 067 GRECE | Madagaskar (einschl. 378 seitens Italiens) | 377B | MALGACHE REP (incl. 378 pour Italie) |
| Türkei | 068 TURQUIE | Réunion und Komoren (s. 377) | 378A | REUNION COM (cf 377) |
| UdSSR | 077 URSS | Rhodesien und Njassaland | 387 | RHODESIE NYASSA |
| Währungsgebiete der DM-Ost | 078 ZONE MARK EST | Südafrikanische Union (einschl. Südwestafrika) | 388 | UNION SUD AFR (incl. Süd-Ouest Africain) |
| Polen | 079 POLOGNE | ehem. Französisch-Äquatorialafrika : Summe der Nummer 218, 308, 317, 318 | 3X7B | ANCIENNE AEF : somme des codes 218, 308, 317, 318 |
| Tschechoslowakei | 087 TCHECOSLOVAQUIE | Nicht benannte Länder Britisch-Ostafrikas : Summe der Nummern 358, 367, 368 | 3X8 | AFR OR BRIT NS : somme des codes 358, 367, 368 |
| Ungarn | 088 HONGRIE | Nicht benannte Länder Spanisch-Afrikas : Summe der Nummern 148, 309 | 3X9 | AFR ESPAGN NS : somme des codes 148, 309 |
| Rumänien | 089 ROUMANIE | | | |
| Bulgarien | 097 BULGARIE | | | |
| Afrika | Afrique | Amerika | | Amérique |
| Marokko (einschl. Tanger) | 117 MAROC (incl. Tanger) | Vereinigte Staaten | 410 | ETATS-UNIS |
| Algerien | 127A ALGERIE | Kanada | 417 | CANADA |
| Tunesien | 137 TUNISIE | St. Pierre und Miquelon | 427B | ST PIERRE MIQU |
| Kanarische Inseln (s. 048) | 147 CANARIES (cf 048) | Mexiko | 507 | MEXIQUE |
| Spanisch-Sahara (s. 3X9) | 148 SAHARA ESPAGN (cf 3X9) | Kuba | 508 | CUBA |
| Libyen | 157 LIBYE | Haiti | 509 | HAITI |
| Ägypten | 167 EGYPTE | Dominikanische Republik | 517 | DOMINICAINE REP |
| Sudan | 177 SOUDAN | Westindischer Bund (s. 5X7) | 518 | FED INDES OCC (cf 5X7) |
| Mauretanien (s. 2X7) | 207B MAURITANIE (cf 2X7) | Antillen, Niederländische (s. 5X8) | 519 | ANTILLES NEER (cf 5X8) |
| Mali (s. 2X7) | 208B MALI (cf 2X7) | | | |
| Niger (s. 2X7) | 217B NIGER (cf 2X7) | | | |
| Tschad (s. 3X7) | 218B TCHAD (cf 3X7) | | | |
| Senegal (s. 2X7) | 227B SENEGAL (cf 2X7) | | | |
| Gambia (s. 2X9) | 228 GAMBIE (cf 2X9) | | | |
| Guinea, Portugiesisch- (s. 2X8) | 237 GUINEE PORTUG (cf 2X8) | | | |
| Guinea, Republik | 238 GUINEE REP | | | |
| Obervolta (s. 2X7) | 247B HAUTE VOLTA (cf 2X7) | | | |
| Sierra Leone (s. 2X9) | 248 SIERRA LEONE (cf 2X9) | | | |
| Liberia | 257 LIBERIA | | | |
| Elfenbeinküste (s. 2X7) | 258B COTE IVOIRE (cf 2X7) | | | |
| Ghana | 267 GHANA | | | |
| Togo | 268B TOGO REP | | | |
| Dahome (s. 2X7) | 277B DAHOMEY (cf 2X7) | | | |
| Nigeria (einschl. Trhgb. Kamerun) | 278 NIGERIA (incl. Cameroun brit.) | | | |

| | | | | | |
|---|------|---|--|------|--|
| Franz.-Westindien | 527A | ANTILLES FR | Ceylon und Malediven | 717 | CEYLAN MALDIVES |
| Guatemala | 529 | GUATEMALA | Birma | 718 | UNION BIRMANE |
| Britisch-Honduras (s. 5X7) | 537 | HONDURAS BRIT (cf 5X7) | Mongolische Volksrepub- lik (s. 7X7) | 727 | MONGOLIE R POP (cf 7X7) |
| Honduras, Republik | 538 | HONDURAS REP | China, Volksrepublik | 728 | CHINE CONTINENT |
| El Salvador | 539 | SALVADOR | Korea, Nord- (s. 7X7) | 729 | COREE NORD (cf 7X7) |
| Nicaragua | 547 | NICARAGUA | Korea, Süd- (s. 7X7) | 737 | COREE SUD (cf 7X7) |
| Costa Rica | 548 | COSTA RICA | Japan | 738 | JAPON |
| Panama, Republik | 549 | PANAMA REP | Taiwan (Formosa) | 747 | FORMOSE |
| Panamakanal-Zone | 557 | CANAL PANAMA | Hongkong | 748 | HONG KONG |
| Venezuela | 558 | VENEZUELA | Thailand | 757 | THAILANDE |
| Kolumbien | 559 | COLOMBIE | Laos (s. 777) | 758 | LAOS (cf 777) |
| Britisch-Guayana (s. 5X7) | 567 | GUYANE BRIT (cf 5X7) | Kambodscha (s. 777) | 767 | CAMBODGE (cf 777) |
| Surinam (s. 5X8) | 568 | SURINAME (cf 5X8) | Vietnam, Nord- (s. 777) | 768 | VIETNAM NORD (cf 777) |
| Franz.-Guayana | 569A | GUYANE FR | Vietnam, Süd- (einschl. 758, 767, 768, seitens Italiens) | 777 | VIETNAM SUD (incl. 758, 767, 768 pour Italie) |
| Ecuador | 577 | EQUATEUR | Philippinen | 778 | PHILIPPINES |
| Brasilien | 578 | BRESIL | Malaisischer Bund (ein- schl. 788 seitens Ita- liens) | 787 | MALAISIE FED (incl. 788 pour Italie) |
| Peru | 579 | PEROU | Singapur (s. 787) | 788 | SINGAPOUR (cf 787) |
| Chile | 587 | CHILI | Britisch-Nordborneo | 797 | BORNEO NRD BRIT |
| Bolivien | 588 | BOLIVIE | Indonesien | 798 | INDONESIE |
| Paraguay | 589 | PARAGUAY | Portugiesische Gebiete in Asien | 799 | PTOM PORTUG AS |
| Uruguay | 597 | URUGUAY | Nicht genannte Länder in Asien : Summe der Nummern 709, 727, 729, 737 | 7X7 | ASIE NDA : somme des codes 709, 727, 729, 737 |
| Argentinien | 598 | ARGENTINE | | | |
| Nicht benannte briti- sche Gebiete in Ame- rika : Summe der Nummern 518, 537, 567 | 5X7 | PTOM BRIT AM : somme des codes 518, 537, 567 | Australien und Ozeanien | | Océanie |
| Nicht benannte nieder- ländische Gebiete in Amerika : Summe der Nummern 519, 568 | 5X8 | PTOM NEER AM : somme des codes 519, 568 | Australien | 817 | AUSTRALIE |
| | | | Neuseeland | 827 | NOUV ZELANDE |
| Asien | | Asie | Neuguinea, Niederlän- disch- | 837B | NOUV GUIN NEER |
| Zypern | 607 | CHYPRE | Ozeanien, Amerikanisch- | 847 | DEP USA OCEANIE |
| Libanon | 608 | LIBAN | Ozeanien, Britisch- | 857 | OCEANIE BRIT |
| Syrien | 617 | SYRIE | Ozeanien, Französisch- | 867B | OCEANIE FRANC |
| Irak | 618 | IRAK | | | |
| Iran | 627 | IRAN | Verschiedenes | | Divers |
| Israel | 628 | ISRAEL | Schiffsbedarf | 917 | PROVISIONS BORD |
| Jordanien | 637 | JORDANIE | Verschiedener Ursprung oder Bestimmung | 937 | DIVERS NDA |
| Saudi-Arabien | 638 | ARABIE SEOUDITE | Nicht ermittelte Länder | 957 | NON SPECIFIES |
| Kuwait | 647 | KOWEIT | Freihäfen | 958 | PORTS FRANCS |
| Katar, Bahrain, Befrie- detes Oman | 648 | QATAR BAHR TRUC | Geheim | 977 | SECRET |
| Jemen | 657 | YEMEN | | | |
| Aden | 658 | ADEN | | | |
| Afghanistan | 667 | AFGHANISTAN | | | |
| Pakistan | 707 | PAKISTAN | | | |
| Indien, Republik | 708 | UNION INDIENNE | | | |
| Nepal und Bhutan (s. 7X7) | 709 | NEPAL BHOUTAN (cf 7X7) | | | |

WIRTSCHAFTSRÄUME :

(Die nachstehenden Kenn-Buchstaben weisen im EWG-Länderverzeichnis die Zugehörigkeit der Länder zu den einzelnen Räumen aus).

MONDE : Insgesamt der Ursprungs- oder Bestimmungsländer (Welt)

CEE : Mitgliedstaaten der EWG (Mutterländer)

AOM : Algerien und überseeische Departements der EWG-Mitgliedstaaten; mit der EWG assoziierte überseeische Länder und Hoheitsgebiete

PAYS TIERS : Dritte Länder = Insgesamt aussch. EWG-Mitgliedstaaten, AOM und « Verschiedenes »

ZONES ÉCONOMIQUES :

(La lettre-repère ci-dessous identifie dans la « Classification Géographique CEE » les pays appartenant à chaque zone).

MONDE : total général des pays d'origine ou de destination.

CEE : Etats Membres de la CEE (Métropoles).

A + B AOM : Algérie et Départements d'Outre-Mer des Etats Membres de la CEE; Pays et Territoires d'Outre-Mer Associés à la CEE.

PAYS TIERS : Total des pays autres que les Etats Membres de la CEE, les AOM et « Divers »

TABLE DES MATIÈRES

Pages

TABLEAU 1 — Importations par produits, ventilées par pays importateur et zones d'origine :

| | | |
|--------|---|----|
| 0-9. | Importations totales | 5 |
| 0,1. | Produits alimentaires, boissons, tabacs | 6 |
| 2,4. | Matières premières | 32 |
| 3. | Produits énergétiques | 42 |
| 5,6,8. | Autres produits industriels | 48 |
| 7. | Machines et matériel de transport | 89 |

TABLEAU 2 — Importations de chaque Associé d'Outre-Mer, ventilées par produits et par pays d'origine :

| | |
|---------------------------------------|-----|
| Algérie | 119 |
| Guadeloupe | 131 |
| Martinique | 135 |
| Guyane | 139 |
| Réunion | 143 |
| Mauritanie | 147 |
| Mali | 153 |
| Niger | 161 |
| Tchad | 169 |
| Sénégal | 177 |
| Haute Volta | 187 |
| Côte d'Ivoire. | 195 |
| Togo | 205 |
| Dahomey | 213 |
| Cameroun | 221 |
| République Centre Africaine | 231 |
| Gabon | 239 |
| Congo (Brazza) | 247 |
| Côte Française des Somalis | 257 |
| Somalie | 261 |
| République Malgache | 269 |
| Comores | 279 |
| Saint-Pierre-et-Miquelon. | 285 |
| Nouvelle Calédonie | 289 |
| Polynésie Française | 295 |

Observations :

| | |
|--|-------------|
| Contenu du volume | VIII |
| Définitions et remarques | VIII |
| Sources | VIII |
| Observations particulières | VIII |
| Abréviations | VIII |
| Notes par produits | IX |
| Taux de conversion | X |
| Classification des pays partenaires | V |

OBSERVATIONS

Cette publication présente une analyse des Importations des Associés d'Outre-Mer de la CEE par produits et par origines. Elle contient les données d'importations par groupe d'utilisation et pour chaque groupe à trois chiffres de la CST. Les valeurs ont été uniformément exprimées en milliers de dollars et les quantités en tonnes sauf exceptions (voir sous « Abréviations » les initiales d'unités de quantité).

CONTENU DU VOLUME

Le volume comporte deux tableaux :

- Le premier tableau fournit, pour chaque produit, une double répartition du commerce de l'ensemble des AOM, selon le pays importateur et selon les origines suivantes : CEE et chaque Etat Membre, ensemble des autres AOM, et ensemble des pays tiers dont Etats-Unis et Royaume-Uni.
Outre les données en valeurs et en quantités le tableau comporte les valeurs unitaires pour chaque produit. Ces valeurs unitaires sont données à titre purement indicatif et ne doivent nullement être considérées comme des prix, notamment parce qu'elles peuvent représenter une moyenne couvrant diverses qualités, voire divers produits, en proportions variables.
Les chiffres de la colonne Monde comprennent les destinations « Divers » qui n'apparaissent pas dans les autres colonnes.
- Le deuxième tableau présente les importations de chaque Associé d'Outre-Mer par produits et pour chaque pays d'origine sous réserve que la valeur des importations en provenance de ce pays atteigne au moins 500 \$. Dans le cas où le total des importations d'un produit est inférieur à 500 \$, le produit n'est pas mentionné.

DÉFINITIONS ET REMARQUES

Les définitions générales applicables aux statistiques du Commerce Extérieur des Associés d'Outre-Mer de la CEE figurent dans l'Annuaire 1953-1958 du Commerce Extérieur par pays d'origine et de destination (feuilles bleues pages VIII à XIV) auquel on se reportera pour plus de détails, compte tenu des remarques ci-après. Les données concernant les importations spéciales, les valeurs comprennent les coûts d'assurance et de transport jusqu'à la frontière du pays importateur (valeur caf) mais ne comprennent pas les droits de douane, impôts ou taxes perçus dans ce pays.

SOURCES

Les données de la présente publication ont été fournies par les Services Statistiques des divers Associés d'Outre-Mer, à l'exception des cas suivants :

Comores, Saint-Pierre-et-Miquelon, Côte Française des Somalis, Nouvelle Calédonie, Polynésie :

Chiffres obligeamment communiqués par le Service Statistique chargé des Relations et de la Coopération avec les Etats d'Outre-Mer.

Guadeloupe, Martinique, Guyane, Réunion :

Chiffres obligeamment communiqués par l'INSEE.

Algérie :

Les données concernant le Commerce de l'Algérie avec les pays autres que la France, ont été communiquées par la Direction Générale des Douanes française, Service de la Statistique Commerciale. Pour le commerce avec la Métropole, on a utilisé les chiffres fournis par la France relatifs à ses échanges avec l'Algérie.

OBSERVATIONS PARTICULIÈRES

Algérie :

Y compris les importations des départements sahariens en provenance de la France.

Départements d'Outre-Mer :

Les données ne portent que sur les principaux produits et les principaux pays d'origine.

Union Douanière Equatoriale :

Les quatre pays de l'UDE (Républiques du Tchad, Centre Africaine, Gabonaise et du Congo) étant en union douanière, les chiffres ne comprennent pas le commerce entre chacun de ces États.

Pays de l'Ancienne AOF :

Les données concernant les échanges entre les pays de l'Ancienne AOF doivent être utilisées avec prudence étant donné les difficultés d'identification du commerce par voie terrestre entre ces pays.

République Malgache :

Le commerce des Comores n'est pas compris.

Somalie :

Les données ne concernent que l'ex Somalie Italienne.

ABRÉVIATIONS

| | | | | | |
|------|--|---|--------------------|---|-----------------|
| CEE | Communauté Economique Européenne | C | Milliers de Carats | L | Litres |
| AOM | Associés d'Outre-Mer de la CEE | G | Grammes | N | Nombre |
| DOM | Départements d'Outre-Mer des Pays de la CEE et Algérie | T | Tonnes métriques | P | Paires |
| PTOM | Pays et Territoires d'Outre-Mer associés à la CEE | M | Mètres | K | Kilowatts-heure |
| CST | Classification Statistique et Tarifaire | S | Mètres carrés | | |
| NDA | Non dénommés ailleurs | V | Mètres cubes | | |

NOTES PAR PRODUITS

| | | | | |
|-----|---|--|---|--|
| 011 | Y compris le 012 pour les Comores et Saint-Pierre-et-Miquelon | 422 | Y compris le 421 pour la Côte Française des Somalis et les Comores | |
| 012 | Inclus dans le 011 pour les Comores et Saint-Pierre-et-Miquelon | | Inclus dans le 411 pour Saint-Pierre-et-Miquelon. Non compris les | |
| 013 | Inclus dans le 032 pour Saint-Pierre-et-Miquelon | | huiles de Palme, Coco, Coprah reprises au 421 pour la Polynésie | |
| 025 | Inclus dans le 061 pour Saint-Pierre-et-Miquelon | 431 | Inclus dans le 411 pour Saint-Pierre-et-Miquelon | |
| 032 | Y compris le 013 pour Saint-Pierre-et-Miquelon | 512 | Inclus dans le 599 pour la Côte Française des Somalis et Saint-Pierre- | |
| 041 | } Inclus dans le 045 pour Saint-Pierre-et-Miquelon | | et-Miquelon | |
| 042 | | | 513 | Y compris le 514 pour les Comores. Inclus dans le 599 pour la Côte |
| 043 | | | | Française des Somalis et Saint-Pierre-et-Miquelon |
| 044 | | | 514 | Inclus dans le 513 pour les Comores et dans le 599 pour la Côte Fran- |
| 045 | | Y compris le 041, le 042, le 043 et le 044 pour Saint-Pierre-et-Miquelon | | çaise des Somalis et Saint-Pierre-et-Miquelon |
| 046 | Y compris le 047 pour la Nouvelle Calédonie | 515 | Inclus dans le 599 pour la Côte Française des Somalis | |
| 047 | Inclus dans le 046 pour la Nouvelle Calédonie. Y compris les « Céréales | 531 | Inclus dans le 532 pour Saint-Pierre-et-Miquelon | |
| | en flocons perlés ou préparés pour le petit déjeuner » pour la Polynésie | 532 | Y compris le 531 et le 533 pour Saint-Pierre-et-Miquelon | |
| 048 | Y compris le « Tapioca » pour les Comores. Non compris les « Céréales | 533 | Inclus dans 532 pour Saint-Pierre-et-Miquelon. Non compris les | |
| | en flocons perlés ou préparés pour le petit déjeuner » repris au 047 | | « Encres d'Imprimerie » repris au 895 pour la Polynésie | |
| | pour la Polynésie | 551 | Y compris le 553 pour Saint-Pierre-et-Miquelon | |
| 051 | Y compris le 052 pour la Côte Française des Somalis et les Comores | 553 | Inclus dans le 551 pour Saint-Pierre-et-Miquelon | |
| 052 | Inclus dans le 051 pour la Côte Française des Somalis et les Comores | 571 | Non compris les « munitions de chasse et de sport » repris au 951 pour | |
| 053 | Y compris le 055 pour Saint-Pierre-et-Miquelon | | Saint-Pierre-et-Miquelon | |
| 055 | Non compris le « Tapioca » repris au 048 pour les Comores. Inclus | 599 | Y compris les « Ciments ou Mortiers Réfractaires » pour la Polynésie, | |
| | dans le 053 pour Saint-Pierre-et-Miquelon | | et les 512 à 515 pour la Côte Française des Somalis | |
| 061 | Y compris le 025 pour Saint-Pierre-et-Miquelon | 611 | Inclus dans le 211 pour les Comores et Saint-Pierre-et-Miquelon | |
| 071 | Y compris « Extraits de Thé ou de Maté » pour la Polynésie | 612 | Non compris « Parties de chaussures » repris au 851 pour Saint-Pierre- | |
| 072 | Y compris le 073 pour Saint-Pierre-et-Miquelon | | et-Miquelon | |
| 073 | Inclus dans le 072 pour Saint-Pierre-et-Miquelon | 621 | Y compris le 231 pour Saint-Pierre-et-Miquelon | |
| 074 | Non compris le « Maté » repris au 075 pour Saint-Pierre-et-Miquelon | 631 | } Inclus dans le 242 pour Saint-Pierre-et-Miquelon | |
| 075 | Y compris le « Maté » pour Saint-Pierre-et-Miquelon | 632 | | |
| 099 | Non compris les « Extraits de Thé ou de Maté » repris au 071 pour la | 633 | | Y compris le 244 pour les Comores. Inclus dans le 242 pour Saint-Pierre- |
| | Polynésie | | et-Miquelon | |
| 121 | Inclus dans le 122 pour la Guadeloupe, la Martinique, la Guyane, la | 641 | Y compris le 642 pour la Côte Française des Somalis et la Nouvelle | |
| | Réunion et Saint-Pierre-et-Miquelon | | Calédonie, et les 251, 642, et 892 pour Saint-Pierre-et-Miquelon | |
| 122 | Y compris le 121 pour la Guadeloupe, la Martinique, la Guyane, la | 642 | Inclus dans le 641 pour la Côte Française des Somalis, Saint-Pierre-et- | |
| | Réunion et Saint-Pierre-et-Miquelon | | Miquelon et la Nouvelle Calédonie | |
| 211 | Y compris le 611 pour les Comores, Comprend les chapitres NDB 41 et | 651 | Comprend, en outre, les chapitres NDB 51, 56 et 57, non compris les | |
| | 42 pour Saint-Pierre-et-Miquelon | | « fils de coton » repris au 263 pour Saint-Pierre-et-Miquelon | |
| 212 | Inclus dans le 842 pour Saint-Pierre-et-Miquelon | 652 | Non compris « Velours de coton » repris au 653 pour la Polynésie | |
| 231 | Inclus dans le 621 pour Saint-Pierre-et-Miquelon | 653 | Y compris « Velours de coton » pour la Polynésie. Non compris | |
| 241 | Inclus dans le 242 pour Saint-Pierre-et-Miquelon | | les « Etoffes de bonneterie non élastique ni caoutchoutée » reprises | |
| 242 | Y compris les 241, 243, 244, 631, 632 et 633 et les « ouvrages de van- | | au 841 pour la Guadeloupe, la Martinique, la Guyane et la Réunion | |
| | nerie » pour Saint-Pierre-et-Miquelon, et le 243 pour la Nouvelle | 655 | Non compris les « Cloches pour chapeaux » reprises au 841 pour la | |
| | Calédonie | | Guadeloupe, la Martinique, la Guyane et la Réunion | |
| 243 | Inclus dans le 242 pour Saint-Pierre-et-Miquelon et la Nouvelle Ca- | 657 | Y compris les « velours, rubaneries et tulles » pour les Comores | |
| | lidonie | 661 | Y compris 662 et 663 pour Saint-Pierre-et-Miquelon | |
| 244 | Inclus dans le 633 pour les Comores et dans le 242 pour Saint-Pierre-et- | 662 | Inclus dans le 661 pour Saint-Pierre-et-Miquelon. Non compris les | |
| | Miquelon | | « Ciments ou mortiers réfractaires » repris au 599 pour la Polynésie | |
| 251 | Inclus dans le 641 pour Saint-Pierre-et-Miquelon | 663 | Comprend tous les « Produits céramiques » (NDB 6901 à 6914) pour la | |
| 263 | Y compris les « fils de coton » pour Saint-Pierre-et-Miquelon | | Guadeloupe, la Martinique, la Guyane et la Réunion. Comprend les | |
| 276 | Non compris les « Bitumes et Asphaltes naturels » repris au 332 pour | | « Ciments hydrauliques même colorés » pour la Polynésie. Inclus dans | |
| | la Guadeloupe, la Martinique, la Guyane, la Réunion et Saint-Pierre-et- | | le 661 pour Saint-Pierre-et-Miquelon | |
| | Miquelon | 664 | Y compris le 665 pour Saint-Pierre-et-Miquelon. Inclus dans le 665 | |
| 283 | Non compris les « matras de cuivre » et les « matras de nickel » reprises | | pour la Guadeloupe, la Martinique, la Guyane et la Réunion | |
| | au 682 et au 683 pour Saint-Pierre-et-Miquelon | 665 | Inclus dans le 664 pour Saint-Pierre-et-Miquelon. Y compris le 664 | |
| 284 | Inclus dans les groupes 682 à 689 pour Saint-Pierre-et-Miquelon et la | | pour la Guadeloupe, la Martinique, la Guyane et la Réunion | |
| | Polynésie Non compris les « Déchets et débris de zinc » repris au 686 | 671 | } Inclus dans le 679 pour la Côte Française des Somalis, Saint-Pierre- | |
| | pour le Cameroun, les « Déchets et débris d'aluminium repris au 684 | 672 | | |
| | pour la République Malgache | 673 | | |
| 331 | Non compris les « Huiles brutes de pétrole ou de schistes » repris au 332 | 674 | | |
| | pour la Guadeloupe, la Martinique, la Guyane et la Réunion | 675 | | |
| 332 | Y compris les « Huiles brutes de pétrole ou de schistes », les « Gaz | 676 | | |
| | naturels et autres hydrocarbures gazeux », les « Bitumes et Asphaltes | 677 | | |
| | naturels » pour la Guadeloupe, la Martinique, la Guyane et la Réunion, | 678 | | |
| | et les « Bitumes et Asphaltes Naturels » pour Saint-Pierre-et-Miquelon | 679 | Y compris les 671 à 678 pour la Côte Française des Somalis, Saint- | |
| | Non compris « Vaseline ou cires minérales » repris au 341 pour Saint- | | Pierre-et-Miquelon et la Nouvelle Calédonie | |
| 341 | Y compris « Vaseline ou cires minérales » pour Saint-Pierre et Miquelon | 682 | Y compris « Matras, déchets et débris de cuivre » pour Saint-Pierre-et- | |
| | Non compris les « Gaz naturels et autres hydrocarbures gazeux » repris | | Miquelon et la Polynésie | |
| | au 332 pour la Guadeloupe, la Martinique, la Guyane et la Réunion | 684 | Y compris les « Déchets et Débris d'Aluminium » pour la République | |
| 411 | Y compris le 421, le 422 et le 431 pour Saint-Pierre-et-Miquelon | | Malgache et Saint-Pierre-et-Miquelon | |
| 421 | Inclus dans le 422 pour la Côte Française des Somalis et les Comores. | 685 | Y compris les « Déchets et Débris de Plomb » pour la Polynésie, inclus | |
| | Y compris les huiles de Palme, Coco, Coprah pour la Polynésie. Inclus | | dans le 689 pour Saint-Pierre-et-Miquelon | |
| | dans le 411 pour Saint-Pierre-et-Miquelon | 686 | Y compris les « Déchets et Débris de Zinc » pour le Cameroun et la | |
| | | | Polynésie, inclus dans le 689 pour Saint-Pierre-et-Miquelon | |

| | | | |
|-----|---|-----|---|
| 687 | Y compris les « Déchets et Débris d'Etain » pour la Polynésie, inclus dans le 689 pour Saint-Pierre-et-Miquelon | 725 | Non compris les « Réfrigérateurs électrodomestiques » repris au 719 pour les Comores |
| 689 | Y compris les « Déchets et Débris » des métaux appartenant à ce groupe et le 685, le 686 et le 687 pour Saint-Pierre-et-Miquelon | 726 | Non compris les « Appareils d'électricité médicale » repris au 861 pour la Polynésie |
| 695 | Inclus dans le 696 pour la Guadeloupe, la Martinique, la Guyane et la Réunion, y compris le 696 pour Saint-Pierre-et-Miquelon | 732 | Non compris les « Motocycles, vélocipèdes avec moteur auxiliaire, et leurs parties » repris au 733 pour la Nouvelle Calédonie |
| 696 | Inclus dans le 695 pour Saint-Pierre-et-Miquelon. Y compris le 695 pour la Guadeloupe, la Martinique, la Guyane et la Réunion | 733 | Y compris les « Motocycles, vélocipèdes avec moteur auxiliaire, et leurs parties » pour la Nouvelle Calédonie |
| 697 | Y compris les « Articles d'Hygiène en Fonte, Fer ou Acier » pour les Comores et la Polynésie | 812 | Non compris les « Articles d'Hygiène en Fonte, Fer ou Acier » repris au 697 pour les Comores et la Polynésie |
| 711 | Y compris « Rouleaux compresseurs à propulsion mécanique », « Machines et appareils pour le chauffage et la production du froid », et « Pompes et centrifuges sauf écrémeuses » pour la Guadeloupe, la Martinique, la Guyane et la Réunion | 841 | Y compris les « Etoffes de bonneterie non élastique ni caoutchoutées » pour la Guadeloupe, la Martinique, la Guyane et la Réunion |
| 712 | } Inclus dans le 719 pour Saint-Pierre-et-Miquelon | 842 | Y compris le 212 pour Saint-Pierre-et-Miquelon |
| 714 | | 851 | Y compris « Parties de chaussures » pour Saint-Pierre-et-Miquelon |
| 715 | | 861 | Y compris les « Appareils d'électricité médicale » pour la Polynésie |
| 717 | | 862 | Y compris le 863 pour les Comores et Saint-Pierre-et-Miquelon |
| 718 | Inclus dans le 719 pour Saint-Pierre-et-Miquelon. Non compris les « Rouleaux compresseurs à propulsion mécanique » repris au 711 pour la Guadeloupe, la Martinique, la Guyane et la Réunion | 863 | Inclus dans le 862 pour les Comores et Saint-Pierre-et-Miquelon |
| 719 | Y compris les « Réfrigérateurs Electrodomestiques » pour les Comores, les 712, 714, 715, 717 et 718 pour Saint-Pierre-et-Miquelon. Non compris les « Machines et appareils pour le chauffage et la production du froid » et les « Pompes et centrifuges sauf écrémeuses » repris au 711 et les « Machines et appareils non électriques à usage domestiques » repris au 695 pour la Guadeloupe, la Martinique, la Guyane et la Réunion | 892 | Inclus dans le 641 pour Saint-Pierre-et-Miquelon |
| | | 894 | Y compris « Parties et pièces détachées pour armes de guerre » pour la République Malgache. Non compris les « Armes non militaires » repris au 951 pour Saint-Pierre-et-Miquelon |
| | | 895 | Y compris les « Encres d'Imprimerie » pour la Polynésie |
| | | 899 | Non compris les « ouvrages de vannerie » repris au 242 pour Saint-Pierre-et-Miquelon |
| | | 951 | Y compris les « Armes non militaires » et les « munitions de chasse et de sport » pour Saint-Pierre-et-Miquelon. Non compris les « Parties et pièces détachées pour armes de guerre » reprises au 894 pour la République Malgache |

TAUX DE CONVERSION

| A O M | Unité Nationale | Equivalent en dollars |
|---|------------------------|-----------------------|
| Algérie, Guadeloupe, Guyane, Martinique | 10 Nouv. Francs franç. | 2,02550 |
| Réunion, Cameroun, Rép. Malgache, UDE (Rép. du Tchad, Centrafrique, du Gabon, du Congo), Ancienne AOF (Sénégal, Soudan, Mauritanie, Côte d'Ivoire, Haute Volta, Dahomey, Togo), Comores, Saint-Pierre-et-Miquelon | 1 000 Francs CFA | 4,05100 |
| Côte Française des Somalis | 1 000 Francs Djibouti | 4,66435 |
| Nouvelle Calédonie, Polynésie Française | 1 000 Francs CFP | 11,14025 |

**VERÖFFENTLICHUNGEN DES STATISTISCHEN
AMTES DER EUROPÄISCHEN
GEMEINSCHAFTEN 1963**

**PUBLICATIONS
DE L'OFFICE STATISTIQUE
DES COMMUNAUTÉS EUROPÉENNES 1963**

| | Preis Einzelnummer Prix par numéro | | | | | Preis Jahresabonnement Prix Abonnement annuel | | | | | | |
|--|---------------------------------------|-------|-------|-------|-------|--|------|--------|-------|-------|---------------------------------------|---|
| | DM | Ffr | Lit. | Fl | Fb | DM | Ffr | Lit. | Fl | Fb | | |
| Periodische Veröffentlichungen : | | | | | | | | | | | | Publications périodiques : |
| Allgemeines statistisches Bulletin (violett) <i>deutsch / französisch / italienisch / niederländisch / englisch</i> 11 Hefte jährlich | 4,— | 5,— | 620 | 3,60 | 50,— | 40,— | 49,— | 6 250 | 36,50 | 500,— | | Bulletin général de statistiques (série violette) <i>allemand / français / italien / néerlandais / anglais</i> 11 numéros par an |
| Statistische Informationen (orange) <i>deutsch / französisch / italienisch / niederländisch</i> vierteljährlich | 8,— | 10,— | 1 250 | 7,25 | 100,— | 28,— | 34,— | 4 370 | 25,50 | 350,— | | Informations statistiques (sér. orange) <i>allemand, français, italien, néerlandais</i> publication trimestrielle |
| Statistische Grundzahlen <i>deutsch, französisch, italienisch, niederländisch, englisch</i> alle zwei Jahre - Ausgabe 1963 | 3,20 | 4,— | 500 | 3,— | 40,— | — | — | — | — | — | | Statistiques de base <i>allemand, français, italien, néerlandais, anglais</i> publication biennale - édition 1963 |
| Außenhandel : Monatsstatistik (rot) <i>deutsch / französisch</i> 11 Hefte jährlich | 4,— | 5,— | 620 | 3,60 | 50,— | 40,— | 49,— | 6 250 | 36,50 | 500,— | | Commerce extérieur : Statistique mensuelle (série rouge) <i>allemand / français</i> 11 numéros par an |
| Außenhandel : Analytische Übersichten (rot) <i>deutsch / französisch</i> vierteljährlich in zwei Bänden (Importe - Exporte); kann nur im Abonnement bezogen werden Einzelpreis der Jahresübersicht Jan.-Dez. Importe Exporte | — | — | — | — | — | 68,— | 83,— | 10 620 | 61,50 | 850,— | | Commerce extérieur : Tableaux analytiques (série rouge) <i>allemand / français</i> publication trimestrielle de deux tomes (import - export); vente par abonnement seulement Fascicule annuel janv.-déc. Importations Exportations |
| Außenhandel der assoziierten Überseegebiete (rot) <i>deutsch / französisch</i> vierteljährlich; kann nur im Abonnement bezogen werden 1. Viertelj. 1962 erscheint Anfang 1963. Bereits veröffentlichte Jahressbände : 1959, 1960, Export 1961 | — | — | — | — | — | 56,— | 68,— | 8 750 | 50,— | 700,— | | Commerce extérieur : Commerce des associés d'outre-mer (série rouge) <i>allemand / français</i> publication trimestrielle; vente par abonnement seulement Le premier trimestre 1962 paraîtra début 1963 Fascicules annuels parus : 1959, 1960 Export 1961 |
| Kohle und sonstige Energieträger (Nachtblau) <i>deutsch / französisch / italienisch / niederländisch</i> zweimonatlich | 6,— | 7,50 | 930 | 5,40 | 75,— | 30,— | 37,— | 4 680 | 27,30 | 375,— | | Charbon et autres sources d'énergie (bleu nuit) <i>allemand / français / italien / néerlandais</i> publication bimestrielle |
| Industriestatistik (blau) <i>deutsch / französisch / italienisch / niederländisch</i> vierteljährlich | 6,— | 7,50 | 930 | 5,40 | 75,— | 18,— | 22,— | 2 800 | 16,— | 225,— | | Statistiques industrielles (sér. bleue) <i>allemand / français / italien / néerlandais</i> publication trimestrielle |
| Eisen und Stahl (blau) <i>deutsch / französisch / italienisch / niederländisch</i> zweimonatlich | 6,— | 7,50 | 930 | 5,40 | 75,— | 30,— | 37,— | 4 680 | 27,30 | 375,— | | Sidérurgie (série bleue) <i>allemand / français / italien / néerlandais</i> publication bimestrielle |
| Sozialstatistik (gelb) <i>deutsch, französisch, italienisch, niederländisch</i> unregelmäßig | 8,— | 10,— | 1 250 | 7,25 | 100,— | 24,— | 29,— | 3 750 | 22,— | 300,— | | Statistiques sociales (série jaune) <i>allemand, français, italien, néerlandais</i> publication irrégulière |
| Agrarstatistik (grün) <i>deutsch / französisch</i> 6-8 Hefte jährlich | 6,— | 7,50 | 930 | 5,40 | 75,— | 30,— | 37,— | 4 680 | 27,30 | 375,— | | Statistiques agricoles (série verte) <i>allemand / français</i> 6-8 fascicules par an |
| Einzelveröffentlichungen : | | | | | | | | | | | Publications non périodiques : | |
| Außenhandel nach Ländern 1953-1958 <i>deutsch / französisch / italienisch / niederländisch / englisch</i> | 16,— | 19,50 | 2 500 | 14,50 | 200,— | — | — | — | — | — | | Commerce extérieur par pays 1953-58 <i>allemand / français / italien / néerlandais / anglais</i> |
| Internationales Warenverzeichnis für den Außenhandel (CST) <i>deutsch, französisch, italienisch, niederländisch</i> | 4,— | 5,— | 620 | 3,60 | 50,— | — | — | — | — | — | | Classification statistique et tarifaire pour le commerce international. (CST) <i>allemand, français, italien, néerlandais</i> |
| Einheitliches Länderverzeichnis für die Außenhandelsstatistik der EWG-Länder - Stand 1963 <i>deutsch / französisch / italienisch / niederländisch</i> | 4,— | 5,— | 620 | 3,60 | 50,— | — | — | — | — | — | | Code géographique commun pour les statistiques du commerce extérieur des pays de la CEE - Version 1963 <i>allemand / français / italien / néerlandais</i> |
| Systematisches Verzeichnis der Industrien in den Europäischen Gemeinschaften (NICE) <i>deutsch / französisch und italienisch / niederländisch</i> | 4,— | 5,— | 620 | 3,60 | 50,— | — | — | — | — | — | | Nomenclature des Industries établies dans les Communautés Européennes (NICE) <i>allemand / français et italien / néerlandais</i> |
| Einheitliches Güterverzeichnis für die Verkehrsstatistik (NST) <i>deutsch, französisch</i> | 4,— | 5,— | 620 | 3,60 | 50,— | — | — | — | — | — | | Nomenclature uniforme de marchandises pour les Statistiques de Transport (NST) <i>allemand, français</i> |

**STATISTISCHES AMT
DER EUROPÄISCHEN GEMEINSCHAFTEN
VERWALTUNGSaufbau**

**OFFICE STATISTIQUE
DES COMMUNAUTÉS EUROPÉENNES
ORGANISATION ADMINISTRATIVE**

Verwaltungsrat

Conseil d'Administration

Vorsitzender/Président

Vizepräsident der Hohen Behörde
der Europäischen Gemeinschaft für
Kohle und Stahl

A. COPPÉ

Vice-Président de la Haute Autorité
de la Communauté Européenne du
Charbon et de l'Acier

Mitglieder/Membres

Mitglied der Kommission der Euro-
päischen Wirtschaftsgemeinschaft

L. LEVI SANDRI

Membre de la Commission de la Com-
munauté Économique Européenne

Mitglied der Kommission der Euro-
päischen Atomgemeinschaft

P. DE GROOTE

Membre de la Commission de la Com-
munauté Européenne de l'Énergie
Atomique

Generaldirektor

R. WAGENFÜHR

Directeur Général

Assistent

H. SCHUMACHER

Assistant

Direktoren :

Allgemeine Statistik

R. DUMAS

Statistiques générales

Energiestatistik; Statistik der asso-
ziierten überseeischen Länder;
maschinelle Auswertung

V. PARETTI

Statistiques de l'Énergie et des Asso-
ciés d'Outre-Mer; exploitations
mécanographiques

Außenhandels- und Verkehrsstatistik

C. LEGRAND

Statistiques du Commerce extérieur
et des Transports

Industrie- und Handwerksstatistik

F. GROTIUS

Statistiques industrielles et artisanales

Hauptabteilungsleiter :

Sozialstatistik

P. GAVANIER

Statistiques sociales

Agrarstatistik

N.N.

Statistiques agricoles

Redaktion der Veröffentlichungen

R. SANNWALD

Rédaction des publications

VERTRIEBSSTELLEN
SERVICES DE VENTE ET D'ABONNEMENT
SERVIZI PER LA VENDITA E L'ABBONAMENTO
VERKOOP- EN ABONNEMENTSDIENST

Dieser Band kann zum Preis von DM 8,— durch die nachstehend aufgeführten Vertriebsstellen bezogen werden.

Ce tome est vendu au prix de 10,— Ffr ou 100 FB par l'entremise des bureaux de vente ci-dessous :

Questo tomo è in vendita al prezzo di Lit. 1.250, da richiedersi agli uffici di vendita seguenti :

Dit nummer kost Fl. 7,25 of BF 100,— en is verkrijgbaar bij onderstaande verkoopadressen :

DEUTSCHLAND

BUNDESANZEIGER, Postfach — Köln 1
Fernschreiber: Anzeiger Bonn 08.882.595

FRANCE

SERVICE DE VENTE EN FRANCE DES PUBLICATIONS DES COMMUNAUTÉS EUROPÉENNES
26, Rue Desaix — Paris 15^e
Compte courant postal: Paris 23-96

BELGIË - BELGIQUE

BELGISCH STAATSBAD
Leuvense weg 40 — Brussel
MONITEUR BELGE
40, Rue de Louvain — Bruxelles

GRAND-DUCHÉ DE LUXEMBOURG

SERVICE DE DIFFUSION DU MÉMORIAL
8, Avenue Pescatore — Luxembourg

ITALIA

LIBRERIA DELLO STATO
Piazza G. Verdi, 10 — Roma

Agenzie:

ROMA — Via del Tritone, 61/A e 61/B
ROMA — Via XX Settembre
(Palazzo Ministero delle Finanze)
MILANO — Galleria Vittorio Emanuele, 3
NAPOLI — Via Chiaia, 5
FIRENZE — Via Cavour, 46/R

NEDERLAND

STAATSDRUKKERIJ- EN UITGEVERIJBEDRIJF
Fluwelen Burgwal 18 — Den Haag

GREAT BRITAIN AND COMMON-WEALTH

H.M. STATIONERY OFFICE
P.O. Box 569 — London S.E. 1

ANDERE LÄNDER — AUTRES PAYS — ALTRI PAESI — ANDERE LANDEN

zahlbar in belgischen Franken — payable en francs belges — pagabile in franchi belgi — betaalbaar in BF

VERÖFFENTLICHUNGSDIENST DER EUROPÄISCHEN GEMEINSCHAFTEN — Vertriebsbüro

SERVICE DES PUBLICATIONS DES COMMUNAUTÉS EUROPÉENNES — Bureau de vente

SERVIZIO PUBBLICAZIONI DELLE COMUNITÀ EUROPEE — Ufficio di vendita

PUBLIKATIEDIENST VAN DE EUROPESE GEMEENSCHAPPEN — Verkoopkantoor

Luxembourg : 2, Place de Metz