

Consumer price index

Indice des prix à la consommation

1986

QUARTERLY SUPPLEMENT II SUPPLEMENT TRIMESTRIEL II

CONSUMER PRICE INDICES 1983-1986

This bulletin is an updating of the publication "Consumer price indices 1982-1985".

It contains exactly the same tables, which have been completed for the first half year of 1986.

<u>CONTENTS</u>	<u>PAGE</u>
00 Relative part in % of each group in the weights	3
A. Consumer Prices - General index	4 - 5
B. Food (excl. drinks and meals out)	6 - 7
B.1 Bread and cereals	8
B.2 Meat	9
B.3 Dairy products, eggs oils and fats	10
B.4 Fruits, vegetables, potatoes	11
C. Drinks (home consumption) and tobacco	12-13
C.1 Drinks (home consumption)	14
C.2 Tobacco	15
D. Clothing and footwear (incl. repairs)	16-17
D.1 Clothing (incl. repairs)	18
D.2 Footwear (incl. repairs)	19
E. Rent, heating and lighting	20-21
E.1 Rents and water charges	22
F. Household goods and services	24-25
F.1 Furniture, floorcoverings, household textiles	26
F.2 Household appliances, utensils and services	27
G. Transport and communications	28-29
G.1 Private transport	30
G.2 Public transport	31
G.3 Communications	32
H. Recreation and education, etc.	34-35
H.1 Recreational goods	36
H.2 Recreational services	37
H.3 Books, newspaper and magazines	38
J. Other goods and services	40-41
J.1 Expenditures in hotels, pubs and restaurants	42
K. Energy products	43
L. Historical series 1955-1985 : EC-countries, USA, Canada, Japan	44
M. Historical series 1955-1985 : Switzerland, Austria, Norway, Sweden, Finland	45
N. Table of sources	



DE EUROPÆISKE FÆLLESSKABERS STATISTISKE KONTOR
STATISTISCHES AMT DER EUROPÄISCHEN GEMEINSCHAFTEN
ΣΤΑΤΙΣΤΙΚΗ ΥΠΗΡΕΣΙΑ ΤΩΝ ΕΥΡΩΠΑΪΚΩΝ ΚΟΙΝΟΤΗΤΩΝ
STATISTICAL OFFICE OF THE EUROPEAN COMMUNITIES
OFICINA ESTADÍSTICA DE LAS COMUNIDADES EUROPEAS
OFFICE STATISTIQUE DES COMMUNAUTÉS EUROPÉENNES
ISTITUTO STATISTICO DELLE COMUNITÀ EUROPEE
BUREAU VOOR DE STATISTIEK DER EUROPESE GEMEENSCHAPPEN
SERVICO DE ESTATÍSTICA DAS COMUNIDADES EUROPEIAS

L-2920 Luxembourg – Tél. 43011 – Télex : Comeur Lu 3423
B-1049 Bruxelles. Bâtiment Berlaymont, Rue de la Loi 200 (Bureau de liaison) – Tél. 235 11 11

The information included in this bulletin has been taken from the Cronos data bank, which is accessible via the different host companies. For all information about these host companies contact Eurostat in Luxembourg, tel. 4301-3220. To obtain specifications of the principal characteristics of the series contained in this bulletin contact Luxembourg, tel.

4301-3202 or 4301-3511

Les informations reprises dans ce bulletin sont extraites de la banque de données Cronos, qui est accessible via différents serveurs. Pour toute information concernant ces serveurs s'adresser à l'Eurostat, Luxembourg, tél. 4301-3220. Pour obtenir des précisions sur les caractéristiques principales des séries contenues dans ce bulletin s'adresser à Luxembourg, tél.

4301-3202 ou 4301-3511

Luxembourg : Office des publications officielles des Communautés européennes, 1986

Reproduction is authorized, except by commercial data-base networks, subject to acknowledgement of the source.
For conditions relating to reproduction by data-base services, application should be made to Eurostat, L-2920 Luxembourg.

La reproduction, autorisée sauf sur réseau informatique commercial, est subordonnée à l'indication de la source.
Toute demande concernant les conditions de reproduction sur réseau informatique devra être envoyée à l'Eurostat, L-2920 Luxembourg.

PART RELATIVE EN % DE CHAQUE GROUPE DANS LA PONDERATION

RELATIVE PART IN % OF EACH GROUP IN THE WEIGHTS

		D	F	I	N	B	L	UK	IRL	DK	GR	SP	PORT		
I A	PRODUITS ALIMENTAIRES	14.7	21.8	29.5	16.4	19.3	32.4	18.0	22.3	18.5	27.2	29.8	40.7	FOOD PRODUCTS	1 A
I B	BOISSONS ET TABACS	5.2	4.7	4.5	3.6	4.0	5.2	11.6	7.3	8.0	3.4	3.2	5.2	DRINKS AND TOBACCO	1 B
II	HABILLEMENT ET CHAUSSURES	8.2	8.2	10.2	8.1	8.2	9.5	7.6	8.8	5.5	12.8	8.7	9.4	CLOTHING AND FOOTWEAR	II
III	LOYERS, CHAUFFAGE, ECLAIRAGE	21.3	13.7	7.6	21.6	19.6	10.8*	21.8	9.6	27.3	13.1	18.6	15.5	RENT, FUEL, POWER	III
IV	BIENS ET SERVICE DE MENAGE	9.4	9.2	8.0	8.0	9.5	9.9	8.1	6.5	7.2	8.9	7.4	7.4	HOUSEHOLD GOODS AND SERVICES	IV
V	DEPENSES DE SANTE	4.1	6.9	4.0	11.9	4.0	3.8	0.5	2.3	1.8	4.5	2.4	2.8	HEALTH COSTS	V
VI	TRANSPORT ET COMMUNICATIONS	14.3	15.2	12.6	11.2	15.4	13.5	17.4	16.4	14.9	13.0	14.4	8.3	TRANSPORT AND COMMUNICATIONS	VI
VII	LOISIRS, CULTURE, ENSEIGNEMENT	8.4	6.8	7.9	8.7	8.2	6.2	5.9	8.1	9.2	6.3	7.0	4.3	RECREATION AND EDUCATION	VII
VIII	AUTRES BIENS ET SERVICES	14.4	13.5	15.7	10.5	11.8	8.7	9.1	18.7	7.6	10.8	8.5	6.4	OTHER GOODS AND SERVICES	VIII
	INDICE GENERAL	100.0	100.0	100.0	100.0	100.0	100.0	100.0	100.0	100.0	100.0	100.0	100.0	GENERAL INDEX	
	ANNEE DE REFERENCE	1980	1984	1979	1980	1978/79	1977	1984	1981	1981	1982	1983	1973/74	REFERENCE YEAR	

CONSUMER PRICES

PRIX A LA CONSOMMATION

	EUR10	BR DEUTSCH LAND	FRANCE	ITALIA	NEDER- LAND	BELGIQUE BELGIE	LUXEM- BOURG	UNITED KINGDOM	IRELAND	DANMARK	ELLAS	ESPAÑA	PORTU- GAL	USA	CANADA	JAPAN
		PRICE INDICES 1980 = 100														
		INDICES DE PRIX														
1982 Ø	123.0	111.9	126.8	137.2	112.8	117.0	118.2	121.5	141.1	123.0	150.5	131.1	147.3	117.1	124.6	107.7
1983 Ø	132.7	115.6	139.0	157.3	115.9	126.0	128.4	127.1	155.8	131.5	181.4	147.0	184.3	120.9	131.8	109.7
1984 Ø	141.2	118.4	149.2	174.3	119.6	134.0	135.7	133.4	169.2	139.8	214.6	163.5	237.5	126.1	137.6	112.1
1985 Ø	149.1	121.0	158.0	190.3	122.3	140.5	141.3	141.5	178.4	146.4	256.3	178.0	284.1	130.5	143.1	114.4
1983 J	128.2	114.4	132.6	149.1	114.3	122.2	124.8	123.6		128.6	165.3	140.9	164.1	118.8	128.8	108.6
1983 F	129.0	114.5	133.5	151.1	114.5	123.0	125.2	124.1	149.8	128.9	167.6	141.6	167.7	118.8	128.9	108.2
1983 M	129.7	114.4	134.8	152.5	114.7	123.4	125.4	124.3		128.6	174.8	142.4	171.8	118.9	130.3	108.9
1983 A	130.9	114.7	136.5	154.1	115.2	123.8	125.8	126.1		129.5	177.5	144.4	175.7	119.7	130.3	109.3
1983 M	131.6	115.0	137.4	155.4	115.3	124.4	126.4	126.6	153.9	130.9	180.4	145.0	175.3	120.4	130.6	110.5
1983 J	132.2	115.4	138.2	156.3	115.4	125.2	126.7	126.9		131.2	180.9	145.8	178.5	120.8	132.1	109.7
1983 J	133.1	115.8	139.4	157.6	116.0	126.4	128.6	127.6		131.3	180.2	146.3	182.3	121.3	132.6	109.2
1983 A	133.7	116.2	140.2	158.4	116.3	127.6	129.6	128.2	158.3	131.9	179.9	148.3	188.2	121.7	133.3	108.9
1983 S	134.7	116.5	141.3	160.5	116.8	128.5	130.8	128.7		133.2	186.3	149.5	194.8	122.3	133.3	110.3
1983 O	135.6	116.5	142.4	162.9	117.4	128.6	132.0	129.2		134.0	190.9	151.5	198.5	122.6	134.1	111.3
1983 N	136.3	116.7	143.0	164.7	117.6	129.2	132.7	129.7	161.2	135.2	193.0	153.0	203.1	122.8	134.1	110.6
1983 D	136.8	117.0	143.5	165.4	117.6	129.4	133.3	130.0		135.2	195.8	155.5	211.3	123.0	134.5	110.3
1984 J	137.6	117.5	144.5	167.4	117.8	130.7	134.0	129.9		135.6	198.6	157.6	214.5	123.7	135.2	110.6
1984 F	138.4	117.8	145.4	169.4	118.3	131.6	135.0	130.5	165.1	137.1	199.5	158.2	218.0	124.2	136.0	111.3
1984 M	139.1	117.9	146.4	170.6	118.9	132.2	135.5	130.9		137.6	205.5	159.6	226.3	124.5	136.3	111.6
1984 A	140.0	118.1	147.3	171.9	119.4	133.1	136.0	132.6		138.0	209.5	160.5	230.7	125.1	136.7	111.9
1984 M	140.6	118.2	148.1	173.0	119.4	133.4	136.4	133.1	168.8	139.4	212.2	161.3	228.6	125.5	136.9	112.7
1984 J	141.2	118.6	148.8	174.0	119.4	133.7	136.5	133.4		140.2	215.6	162.5	235.8	125.9	137.5	111.8
1984 J	141.4	118.4	149.8	174.4	119.3	134.4	136.8	133.3		139.9	214.9	165.0	242.3	126.3	138.2	112.0
1984 A	141.9	118.2	150.6	175.3	119.4	135.0	137.1	134.5	170.9	140.5	213.7	166.1	246.9	126.8	138.2	111.0
1984 S	142.5	118.3	151.3	176.7	120.0	135.4	137.3	134.8		141.5	219.9	166.4	247.5	127.4	138.4	112.8
1984 O	143.5	119.0	152.3	178.4	120.9	136.0	138.3	135.6		142.1	225.3	167.4	249.7	127.7	138.6	113.7
1984 N	144.1	119.2	152.8	179.8	121.0	136.1	138.7	136.1	172.1	143.1	227.8	168.3	253.8	127.7	139.5	113.0
1984 D	144.4	119.3	153.1	180.9	120.9	136.4	138.7	135.9		142.8	231.1	169.5	256.2	127.8	139.6	113.2
1985 J	145.3	120.0	153.9	182.9	120.6	137.2	139.1	136.4		143.5	236.4	172.6	267.2	128.1	140.2	113.8
1985 F	146.2	120.5	154.7	185.1	121.0	138.7	140.0	137.5	175.3	144.4	236.0	173.8	274.5	128.6	141.1	112.9
1985 M	147.3	120.9	155.8	186.6	121.9	139.8	140.7	138.8		145.5	242.7	174.9	278.6	129.2	141.4	113.4
1985 A	148.5	121.1	156.9	188.0	122.4	140.3	142.0	141.8		146.0	246.5	176.8	282.1	129.7	142.0	114.0
1985 M	149.1	121.2	157.7	189.4	122.6	140.5	142.1	142.4	177.6	147.0	248.2	177.3	282.9	130.2	142.3	114.5
1985 J	149.6	121.3	158.3	190.4	122.5	140.5	142.4	142.7		147.0	252.7	177.0	283.2	130.6	143.1	114.6
1985 J	149.6	121.1	158.9	190.8	122.2	141.3	143.2	142.5		146.4	250.9	178.0	284.2	130.8	143.5	114.7
1985 A	149.7	120.7	159.1	191.3	122.2	141.3	142.7	142.9	180.2	146.2	251.6	178.3	286.5	131.1	143.8	113.6
1985 S	150.2	120.9	159.3	192.3	122.8	141.5	142.7	142.8		147.0	264.1	180.3	286.7	131.5	144.0	114.7
1985 O	150.8	121.1	159.8	194.3	123.2	141.5	143.9	143.0		147.4	272.9	181.0	289.7	131.9	144.4	116.3
1985 N	151.4	121.3	160.1	195.8	123.2	141.8	144.2	143.5	180.5	148.0	279.6	182.5	294.4	132.3	145.0	115.1
1985 D	151.7	121.4	160.3	196.9	122.9	141.8	144.5	143.7		147.9	288.8	183.2	299.4	132.6	145.7	115.2
1986 J	152.1	121.6	160.4	197.9	122.4	142.0	144.2	144.0		147.5	295.6	188.4	305.1	133.1	146.3	115.4
1986 F	152.1	121.3	160.0	198.7	122.6	142.1	143.6	144.5	183.3	147.4	293.5	189.3	309.2	132.7	146.9	114.9
1986 M	152.4	121.0	160.4	199.6	122.7	141.9	142.9	144.7		148.0	302.8	190.1	312.7	132.1	147.2	114.6
1986 A	153.0	120.9	161.0	200.0	123.2	142.4	142.7	146.1		151.8	307.3	190.5	316.8	131.8	147.5	115.0
1986 M	153.3	120.9	161.4	201.0	123.2	142.0	142.7	146.4	185.5	152.9	309.0	191.0	315.3	132.2	148.1	115.8
1986 J	153.5	121.1	161.9	201.3	122.7	142.2	142.6	146.3		152.7	314.3	192.7	316.3	132.9	148.4	115.2

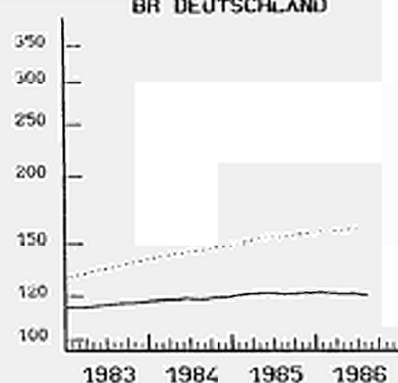
VERBRAUCHERPREISE
GESAMTINDEX

CONSUMER PRICES
GENERAL INDEX

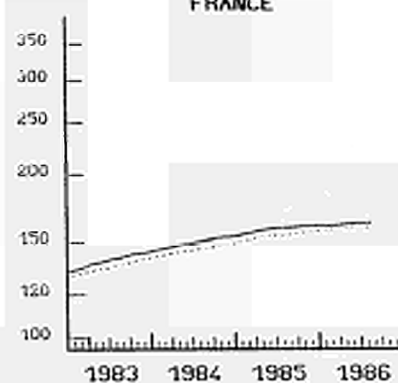
PRIX A LA CONSOMMATION
INDICE GENERAL

1980 = 100

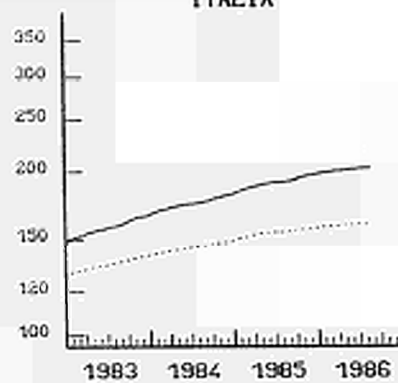
BR DEUTSCHLAND



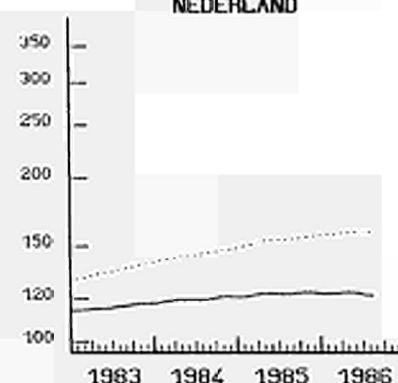
FRANCE



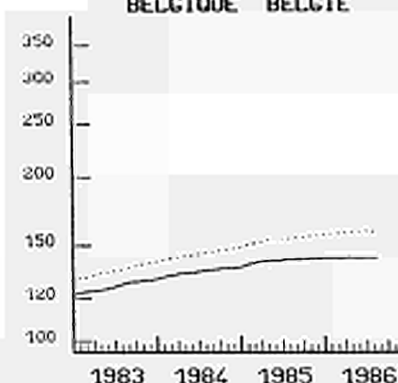
ITALIA



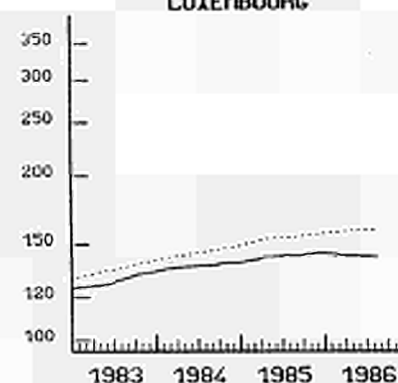
NEDERLAND



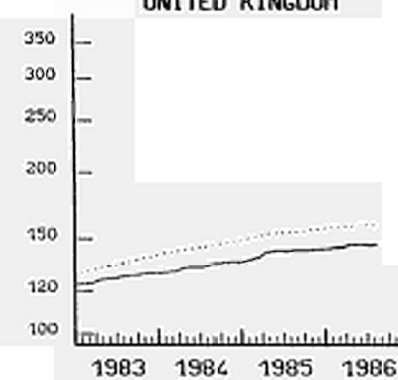
BELGIE BELGIE



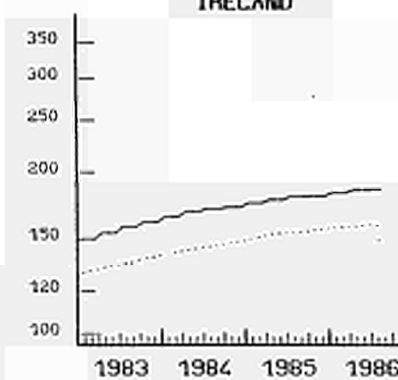
LUXEMBOURG



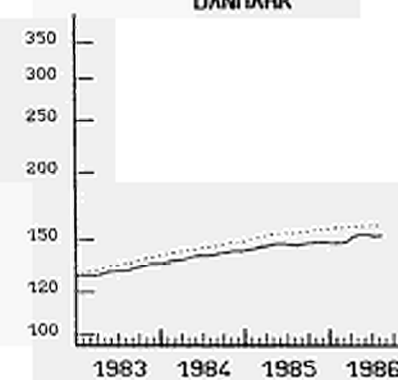
UNITED KINGDOM



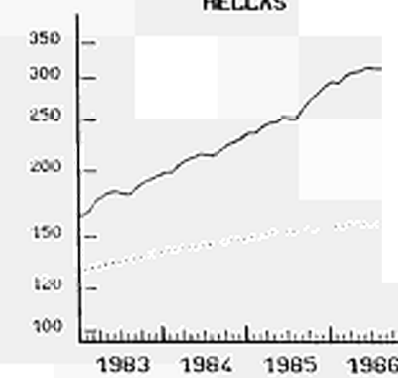
IRELAND



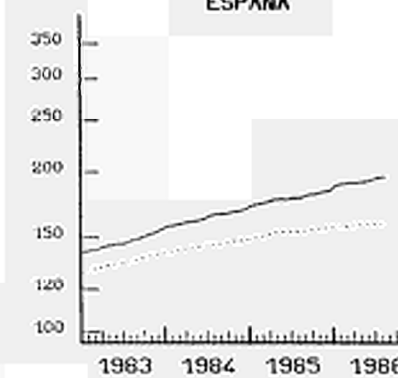
DANMARK



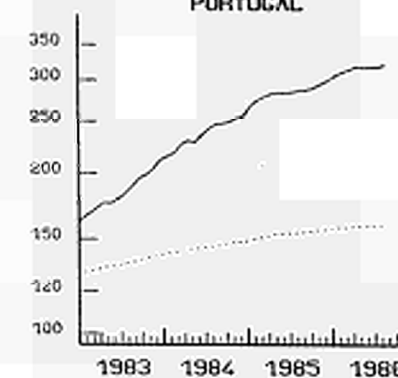
HELLAS



ESPANA



PORTUGAL



LINEA E LOGARITMISCHER SKALA

●●●●● EUR 12
Semi-LOGARITHMIC SCALE

ECHELLE SEMI-LOGARITHMIQUE

CONSUMER PRICES
FOOD(EXCL. DRINKS AND MEALS OUT)

PRIX A LA CONSOMMATION
PRODUITS ALIMENTAIRES(SANS BOISSONS ET REPAS A L'EXTERIEUR)

	EUR10	BR DEUTSCH LAND	FRANCE	ITALIA	NÉDER- LAND	BELGIQUE BELGIE	LUXEM- BOURG	UNITED KINGDOM	IRELAND	DANMARK	ELLAS	ESPAÑA	PORTU- GAL	USA
	PRICE INDICES				1980 = 100				INDICES DE PRIX					
1982 Ø	124.0	110.3	128.3	133.8	111.7	115.6	119.6	117.0	128.0	123.8	157.5	130.9	149.4	112.2
1983 Ø	132.8	112.1	140.3	149.5	111.8	125.4	129.3	120.7	137.3	130.3	186.1	144.7	189.4	114.6
1984 Ø	142.3	114.2	151.7	163.2	115.2	134.9	138.8	127.4	151.1	141.8	219.9	163.6	251.1	119.0
1985 Ø	149.5	114.4	159.1	177.5	115.9	139.2	143.7	131.4	155.8	147.8	262.7	179.3	295.6	121.6
1983 J	128.5	110.4	132.8	143.6	111.1	120.8	125.5	117.9		128.0	170.9	140.1	167.5	113.2
1983 F	129.3	111.3	133.8	144.7	110.6	121.8	126.4	118.1	131.3	128.0	174.7	138.3	170.3	113.5
1983 M	130.2	111.7	134.8	146.0	110.8	122.1	126.1	118.2		127.0	182.7	139.4	176.6	114.1
1983 A	131.3	112.8	135.9	147.3	110.7	122.4	126.7	119.0		128.0	187.3	141.9	181.7	114.6
1983 M	131.7	112.9	136.3	148.1	110.8	122.2	127.3	119.4	132.7	128.0	189.4	141.5	179.3	114.8
1983 J	132.5	113.6	137.0	149.4	111.3	123.0	127.4	120.7		129.0	184.3	142.0	183.3	114.7
1983 J	132.8	113.1	138.2	149.8	111.6	125.1	128.6	120.6		129.0	179.1	142.0	186.8	114.7
1983 A	133.1	111.7	139.8	149.8	111.8	127.1	129.7	120.9	141.9	130.0	184.0	146.6	194.8	114.8
1983 S	134.5	111.6	141.8	151.4	112.0	129.1	131.2	122.3		133.0	190.8	147.0	202.6	114.9
1983 O	135.5	111.7	143.3	153.1	112.9	129.8	133.2	122.9		134.0	192.5	149.9	206.0	115.0
1983 N	136.5	112.0	144.3	154.7	113.7	130.2	134.1	123.5	143.4	135.0	196.1	151.8	212.3	114.9
1983 D	137.3	112.4	145.3	155.8	114.0	131.0	134.8	124.5		135.0	199.4	155.4	225.9	115.4
1984 J	138.4	113.5	146.3	157.0	114.5	130.8	135.6	125.0		136.0	203.5	158.9	229.7	117.6
1984 F	139.5	114.7	147.3	158.6	114.7	131.9	136.4	125.6	146.6	138.0	205.8	157.5	231.2	118.6
1984 M	140.7	115.4	148.4	160.0	115.6	133.8	137.4	126.5		141.0	209.5	158.5	243.6	118.7
1984 A	141.3	115.7	149.2	161.4	115.9	134.9	138.1	127.9		142.0	214.9	158.2	247.3	118.7
1984 M	142.6	115.7	150.0	162.6	115.4	134.9	138.9	128.7	153.9	142.0	220.9	158.7	240.6	118.4
1984 J	143.4	116.3	150.8	163.8	115.3	135.4	139.0	129.2		142.0	225.0	160.8	247.1	118.6
1984 J	143.2	115.4	152.0	164.0	115.1	136.3	139.5	128.4		142.0	213.7	167.1	256.8	119.1
1984 A	143.0	113.7	152.9	164.1	115.1	137.4	140.2	127.7	153.0	143.0	221.7	169.6	263.7	119.7
1984 S	143.0	112.3	153.8	165.3	114.8	136.4	140.0	127.0		144.0	223.2	167.8	262.3	119.5
1984 O	143.6	112.3	154.6	166.3	115.4	136.0	140.7	127.5		144.0	227.2	168.0	262.6	119.6
1984 N	144.0	112.5	154.7	167.2	115.6	135.2	140.6	127.6	151.1	144.0	232.1	168.3	266.8	119.4
1984 D	144.4	112.6	154.5	168.1	115.4	135.5	139.9	128.0		144.0	236.5	170.0	268.7	119.8
1985 J	145.6	113.8	154.9	169.9	115.2	136.7	140.5	129.2		145.0	242.1	175.6	285.2	120.7
1985 F	146.9	115.2	155.7	172.0	115.5	138.0	141.4	129.9	153.5	147.0	245.1	175.9	290.7	121.6
1985 M	148.2	115.3	156.7	173.5	116.7	140.0	141.6	131.1		147.0	252.1	177.2	293.8	121.6
1985 A	149.4	116.7	157.6	175.1	117.3	141.1	142.3	132.4		148.0	255.8	179.2	297.2	121.6
1985 M	150.0	116.8	158.5	176.7	117.4	140.9	143.0	132.6	154.4	148.0	256.2	179.2	295.7	121.3
1985 J	150.6	116.2	159.2	178.7	116.9	140.3	143.2	132.9		149.0	261.0	176.7	294.5	121.5
1985 J	149.9	115.0	159.7	179.1	116.5	139.9	144.8	131.0		148.0	251.9	178.4	294.1	121.6
1985 A	149.6	112.9	160.2	179.1	115.6	139.7	145.0	131.0	157.2	148.0	260.5	178.2	297.7	118.9
1985 S	150.2	112.6	160.9	180.0	115.2	138.9	145.2	131.2		149.0	272.1	181.1	295.9	121.7
1985 O	150.4	112.0	161.0	181.3	114.5	138.2	146.0	131.1		148.0	277.4	181.5	296.2	122.0
1985 N	151.0	112.4	161.0	182.0	114.6	138.3	145.8	131.8	158.3	148.0	285.8	183.3	301.2	122.8
1985 D	151.8	112.9	161.5	183.1	115.0	138.5	145.8	132.6		148.0	292.7	185.6	304.9	123.8
1986 J	152.7	114.0	161.5	184.3	115.3	139.7	145.9	133.3		149.0	297.6	193.1	308.6	124.0
1986 F	153.4	114.8	161.7	185.2	115.8	140.6	145.9	134.3	160.3	149.0	300.1	192.6	313.2	123.8
1986 M	153.8	114.5	162.0	185.6	115.7	141.6	146.1	134.9		150.0	305.2	192.0	316.5	124.1
1986 A	154.4	115.1	162.0	185.6	115.7	142.5	146.7	135.8		150.0	312.9	190.9	322.3	124.1
1986 M	154.8	115.4	162.1	186.7	115.5	142.1	146.8	136.7	162.9	151.0	312.6	191.2	318.4	124.5
1986 J	155.3	115.8	162.4	187.4	114.7	142.0	147.7	137.3		151.0	316.5	195.0	313.7	124.5

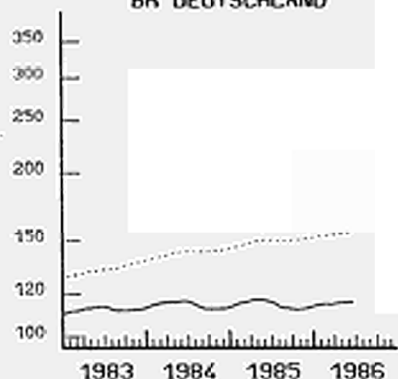
VERBRAUCHERPREISE
NAHRUNGSMITTEL

CONSUMER PRICES
FOOD

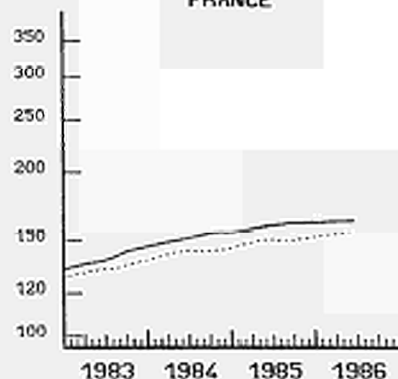
PRIX A LA CONSOMMATION
PRODUITS ALIMENTAIRES

1980 = 100

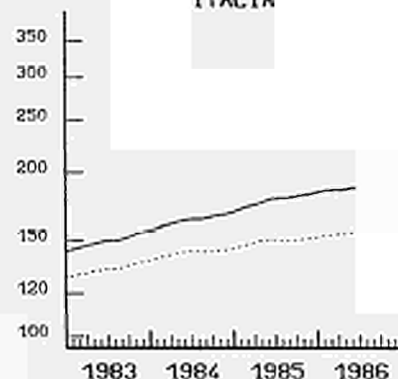
BR DEUTSCHLAND



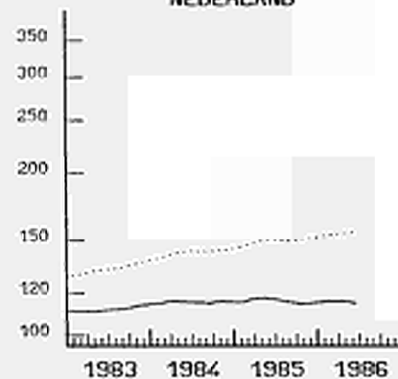
FRANCE



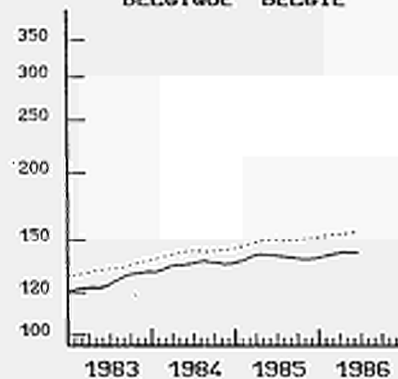
ITALIA



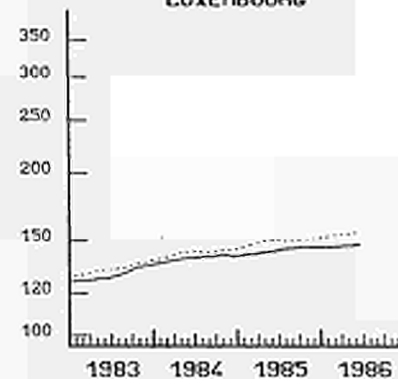
NEDERLAND



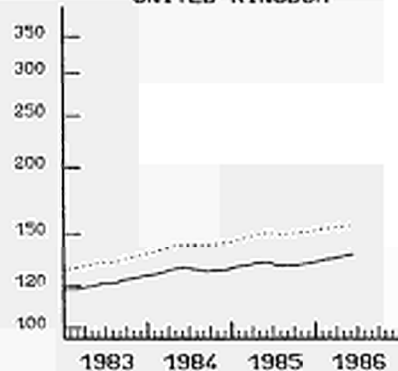
BELGIQUE BELGIE



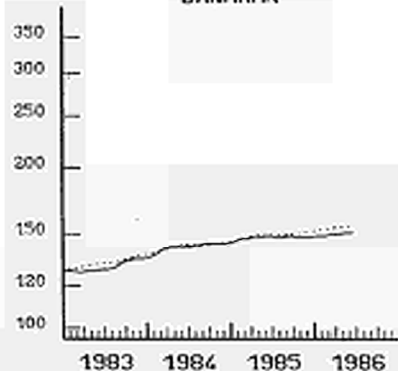
LUXEMBOURG



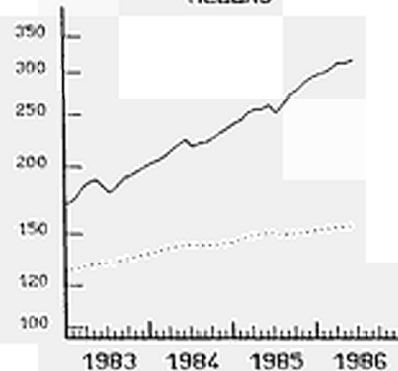
UNITED KINGDOM



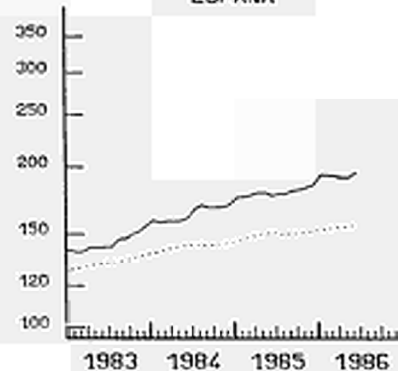
DANMARK



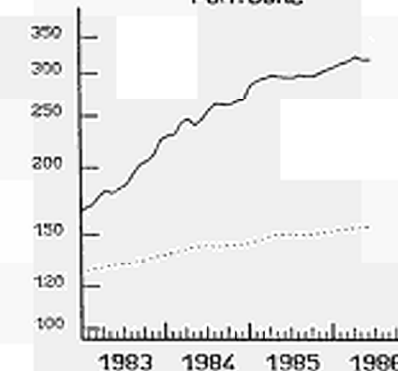
HELLAS



ESPAÑA



PORTUGAL



EINFACH-LOGARITHMISCHE SKALA

..... EUR 10
SERI-LOGARITHMIC SCALE

ECHELLE SERI-LOGARITHMIQUE

CONSUMER PRICES
BREAD AND CEREALS

PRIX A LA CONSOMMATION
PAIN ET CEREALES

	EUR10	BR DEUTSCH LAND	FRANCE	ITALIA	NEDER- LAND	BELGIQUE BELGIE	LUXEM- BOURG	UNITED KINGDOM	IRELAND	DANMARK	ELLAS	ESPANA	PORTU- GAL	USA
	PRICE INDICES				1980 = 100				INDICES DE PRIX					
1982 Ø	121.5	110.9	126.3	136.3	113.5	111.3	113.3	115.3	119.3	124.4	149.5	134.1	163.8	115.0
1983 Ø	131.2	114.1	140.3	154.3	114.7	120.5	123.8	120.1	129.0	132.0	173.8	150.3	202.8	119.0
1984 Ø	139.7	116.1	151.4	170.2	116.9	130.9	133.5	125.4	144.0	141.5	205.9	167.5	261.8	123.9
1985 Ø	147.5	117.6	160.4	185.3	118.4	135.0	140.9	130.0	159.6	150.4	254.1	192.5	344.8	128.6
1983 J	126.7	113.0	133.2	145.9	114.5	115.5	121.2	118.7		129.0	159.5	143.3	172.6	116.8
1983 F	127.5	113.3	133.8	148.0	114.4	115.8	121.2	119.2	126.0	129.0	160.4	144.0	172.1	117.1
1983 M	128.3	113.4	134.8	150.1	114.6	116.2	121.2	119.4		129.0	162.4	144.8	189.9	121.2
1983 A	129.9	113.6	138.8	152.9	114.2	116.7	121.3	119.9		131.0	163.7	145.3	190.5	118.1
1983 M	130.2	113.7	139.3	154.2	114.2	117.0	121.4	119.6	127.9	131.0	164.8	145.6	190.3	118.4
1983 J	130.6	113.9	139.6	154.8	113.9	118.8	121.6	119.9		132.0	165.3	146.0	211.0	118.6
1983 J	131.3	114.3	140.0	155.6	115.0	123.4	121.9	120.2		132.0	166.4	146.7	212.8	119.2
1983 A	132.5	114.4	142.6	156.4	115.1	123.6	122.2	120.4	130.0	133.0	184.5	153.3	213.0	119.5
1983 S	133.3	114.6	144.7	157.4	115.1	124.0	127.3	120.5		134.0	188.3	157.0	213.1	119.2
1983 O	133.9	114.9	145.3	158.8	115.2	124.3	128.4	120.6		134.0	189.7	158.2	213.3	119.3
1983 H	134.6	115.0	145.5	161.4	115.3	124.9	128.9	120.7	132.1	135.0	190.3	159.2	224.7	120.0
1983 D	135.2	115.1	145.7	162.5	115.4	126.0	129.2	122.1		135.0	190.9	160.0	230.7	120.6
1984 J	136.0	115.3	146.2	163.8	116.1	126.4	129.7	123.5		136.0	192.0	161.2	231.9	121.7
1984 F	137.1	115.6	148.5	165.7	116.0	127.2	130.2	123.8	133.9	136.0	193.9	162.1	232.5	121.9
1984 M	137.9	115.7	149.7	167.0	116.4	127.8	130.4	124.7		139.0	195.6	163.0	233.2	122.3
1984 A	138.5	115.8	150.1	168.4	116.7	128.1	130.6	124.9		140.0	196.5	163.5	233.1	122.9
1984 M	138.9	116.0	150.3	169.3	116.6	128.3	130.7	125.4	136.2	140.0	197.4	164.1	271.6	123.2
1984 J	139.2	116.1	150.6	170.0	116.7	128.6	131.0	125.7		141.0	198.1	164.7	273.3	123.7
1984 J	140.0	116.2	150.8	170.8	116.5	134.9	131.0	125.6		141.0	206.5	165.2	274.0	124.4
1984 A	140.7	116.3	152.3	171.2	117.4	135.7	137.3	125.7	152.2	143.0	213.9	171.1	274.2	124.9
1984 S	141.3	116.4	153.9	172.0	117.4	136.0	137.6	125.7		145.0	216.3	172.6	275.5	124.9
1984 O	142.0	116.6	154.6	173.8	117.5	136.3	137.8	126.2		145.0	217.6	173.6	276.4	125.3
1984 N	142.3	116.7	155.0	175.1	117.5	130.7	137.9	126.4	153.6	146.0	220.9	174.3	282.1	125.4
1984 D	142.8	116.8	155.1	175.7	117.6	131.0	138.0	127.7		146.0	221.9	174.9	283.9	126.1
1985 J	143.4	117.0	155.4	177.0	117.6	132.0	138.3	128.3		146.0	223.8	175.7	329.6	126.8
1985 F	144.3	117.1	156.6	178.8	118.0	132.6	139.1	129.0	155.0	147.0	227.8	176.1	330.0	127.3
1985 M	145.3	117.2	158.4	179.9	118.1	132.8	139.2	129.3		148.0	240.5	176.7	333.9	127.6
1985 A	145.8	117.3	159.2	181.0	118.2	133.0	139.1	129.6		149.0	241.9	177.1	331.0	127.7
1985 M	146.7	117.4	159.6	184.5	118.4	134.9	139.4	129.3	155.5	151.0	243.0	177.7	336.8	128.2
1985 J	147.3	117.6	159.9	186.0	118.5	135.7	139.6	129.5		151.0	244.1	178.2	339.4	128.8
1985 J	147.7	117.7	160.3	186.8	118.6	136.0	140.0	129.7		151.0	247.8	186.3	342.1	128.8
1985 A	148.6	118.0	161.3	187.2	118.8	136.3	140.0	130.1	161.3	152.0	267.9	211.0	342.5	129.2
1985 S	149.2	117.9	162.8	188.1	118.6	136.4	140.0	130.2		152.0	274.9	211.0	344.9	129.5
1985 O	150.1	118.0	163.4	190.6	118.8	136.6	144.9	130.3		152.0	277.0	213.0	346.3	129.4
1985 H	150.8	118.2	163.7	191.3	118.6	136.8	145.5	132.5	166.6	153.0	278.1	213.5	378.6	129.8
1985 D	151.4	118.3	163.8	193.0	118.8	137.0	145.5	132.8		153.0	281.9	213.9	382.9	130.6
1986 J	152.3	118.3	164.0	195.3	118.9	137.3	145.6	134.5		153.0	285.2	221.8	382.4	130.7
1986 F	153.3	118.6	165.0	196.4	118.9	137.8	145.9	135.3	167.8	154.0	299.8	223.3	382.8	130.9
1986 M	153.9	118.7	165.8	197.5	119.4	138.2	146.1	135.7		154.0	304.1	224.1	383.3	130.9
1986 A	153.8	118.9	166.2	195.4	119.5	138.3	145.9	136.0		155.0	306.7	224.4	382.9	130.9
1986 M	154.3	118.9	166.3	197.1	119.4	138.8	146.2	136.4	175.6	155.0	307.7	224.6	382.9	131.4
1986 J	154.8	119.0	166.5	198.4	119.6	139.3	146.0	137.0		155.0	308.8	224.9	383.5	131.5

CONSUMER PRICES

MEAT (1)

PRIX A LA CONSOMMATION

VIANDES (1)

	EUR10	BR DEUTSCH LAND	FRANCE	ITALIA	NEDER- LAND	BELGIQUE BELGIE	LUXEM- BOURG	UNITED KINGDOM	IRELAND	DANMARK	ELLAS	ESPANA	PORTU- GAL	USA
	PRICE INDICES								1980 = 100		INDICES DE PRIX			
1982 Ø	125.9	112.3	129.6	138.5	114.2	109.7	124.5	118.1	132.4	126.3	171.0	130.0	127.2	105.4
1983 Ø	133.5	113.6	139.0	152.2	114.6	118.2	134.9	118.9	137.8	129.8	205.8	143.1	181.1	107.4
1984 Ø	140.0	112.6	147.3	162.2	113.6	124.0	139.5	123.5	144.7	142.0	234.1	163.8	224.4	107.7
1985 Ø	145.3	113.0	152.6	170.9	114.2	127.2	143.7	125.7	148.3	145.8	272.8	184.8	268.7	106.7
1983 J	130.8	114.0	135.6	147.6	115.7	116.4	132.8	118.3		128.0	185.1	139.9	159.6	109.4
1983 F	131.6	113.9	136.1	148.6	115.2	117.2	133.2	117.5	136.1	126.0	204.0	138.7	161.4	109.8
1983 M	131.5	113.9	136.6	149.5	115.1	117.4	133.7	117.1		126.0	194.4	138.3	169.6	109.6
1983 A	131.9	113.6	136.9	150.4	114.5	117.8	133.9	117.6		126.0	195.1	136.7	175.6	109.8
1983 M	132.2	113.5	136.9	150.6	114.5	117.8	134.2	118.5	137.1	126.0	199.0	134.0	174.3	109.6
1983 J	132.9	113.4	137.4	151.2	114.3	117.8	134.0	119.8		127.0	204.6	135.9	173.3	108.6
1983 J	133.0	113.2	138.2	151.7	114.5	117.9	134.6	118.9		127.0	205.6	139.9	179.5	107.6
1983 A	133.5	113.4	139.1	152.1	114.7	118.1	135.4	118.6	138.9	128.0	208.7	143.3	188.0	106.2
1983 S	134.7	113.5	141.0	153.7	114.5	118.7	136.0	119.1		134.0	213.2	145.0	190.2	105.5
1983 O	135.9	113.6	142.8	155.5	114.3	119.4	136.8	119.7		136.0	218.2	151.5	194.5	104.7
1983 N	136.8	113.6	143.5	157.4	114.0	119.8	137.0	120.2	139.2	137.0	222.6	156.5	201.2	103.9
1983 D	137.3	113.6	144.4	158.5	113.6	120.3	137.4	121.1		136.0	219.7	157.7	205.5	103.8
1984 J	137.5	113.1	144.6	159.2	113.2	120.4	138.0	121.5		136.0	218.9	156.3	204.8	107.1
1984 F	137.7	112.7	144.6	160.1	113.2	120.8	138.7	121.5	141.9	139.0	217.4	155.5	204.7	108.5
1984 M	138.2	112.7	145.1	160.7	113.6	121.1	138.8	122.1		140.0	220.0	155.9	212.3	108.0
1984 A	138.7	112.6	145.2	161.3	113.5	121.5	138.5	122.7		141.0	224.4	156.6	218.3	108.1
1984 M	139.2	112.4	145.7	161.4	113.1	121.9	138.8	124.2	146.4	142.0	228.7	158.0	217.3	107.7
1984 J	139.5	112.2	146.7	161.6	113.7	122.2	139.1	123.8		143.0	230.5	157.8	216.8	107.2
1984 J	140.3	112.5	147.9	161.8	114.1	127.1	139.2	123.8		143.0	233.6	163.5	222.5	107.4
1984 A	140.7	112.6	148.5	162.3	114.2	127.0	139.6	123.5	145.2	144.0	238.7	167.6	230.3	108.5
1984 S	141.4	112.7	149.5	163.3	114.1	127.3	139.9	123.8		144.0	243.6	170.5	232.9	107.7
1984 O	142.1	112.6	150.2	164.3	113.8	127.5	141.0	124.1		144.0	249.5	172.9	239.6	107.3
1984 N	142.2	112.6	149.7	165.0	113.2	125.4	141.1	125.0	145.3	144.0	251.4	175.4	246.9	106.9
1984 D	142.5	112.6	149.5	165.7	113.1	125.5	141.0	125.8		144.0	252.8	176.2	246.3	108.4
1985 J	142.8	112.6	149.7	166.8	113.6	125.7	141.5	125.5		144.0	255.0	177.9	255.7	108.8
1985 F	143.2	112.5	150.1	167.9	113.6	126.0	142.0	125.4	147.9	144.0	255.1	174.8	265.3	108.8
1985 M	143.4	112.4	150.2	168.5	113.4	126.4	142.6	125.7		145.0	255.0	171.5	261.9	108.3
1985 A	144.0	112.4	150.9	169.1	113.1	126.8	142.7	126.5		145.0	259.2	173.0	266.4	107.1
1985 M	144.6	112.4	152.0	169.6	113.7	127.1	142.9	126.9	148.4	145.0	260.7	172.8	267.9	105.9
1985 J	145.3	112.5	152.9	170.7	114.3	127.0	143.1	126.6		146.0	269.6	170.6	271.6	105.7
1985 J	145.6	112.6	153.5	171.2	114.7	127.3	143.6	125.4		146.0	274.7	176.7	274.8	105.6
1985 A	146.0	113.7	153.8	171.4	114.8	127.5	144.3	125.3	148.6	147.0	276.5	195.8	277.6	105.0
1985 S	146.5	113.7	154.3	172.5	115.2	127.7	145.0	125.3		147.0	279.1	196.9	272.9	104.7
1985 O	146.8	113.6	154.3	173.4	114.6	127.9	145.5	125.3		147.0	284.7	199.0	268.3	104.9
1985 N	147.4	113.6	154.3	174.1	114.4	128.2	145.5	125.0	148.3	147.0	300.6	204.1	271.9	106.9
1985 D	148.2	113.7	154.9	175.2	114.8	128.6	145.5	126.0		147.0	304.0	205.0	269.7	108.5
1986 J	148.6	113.7	155.0	176.5	114.8	129.0	145.7	126.2		147.0	305.9	209.3	272.4	109.1
1986 F	148.7	113.7	155.1	177.4	114.3	129.3	146.1	126.1	149.2	147.0	300.1	210.7	279.5	107.9
1986 M	148.9	113.4	155.2	178.1	113.9	129.5	146.7	126.5		146.0	302.1	209.1	282.6	107.6
1986 A	149.2	113.4	154.9	178.8	113.5	129.7	146.7	127.4		146.0	302.7	206.2	289.0	106.2
1986 M	149.5	113.1	155.0	179.3	113.5	129.7	146.7	128.2	151.0	146.0	305.1	206.6	291.3	105.9
1986 J	150.1	113.2	155.4	179.6	113.9	129.8	146.8	128.7		147.0	315.5	205.7	289.9	105.7

1) INCLUDING FROZEN, CANNED
AND MEAT PRODUCTS.1) Y COMPRIS VIANDE SURGEEE,
EN CONSERVE ET PRODUITS DE VIANDE.

B 3

CONSUMER PRICES

DAIRY PRODUCTS, EGGS, OILS AND FATS

PRIX A LA CONSOMMATION

PRODUITS LAITIERS, DEUFS, HUILES, GRAISSES

	EUR10	BR DEUTSCH LAND	FRANCE	ITALIA	NEDER- LAND	BELGIE BELGIE	LUXEM- BOURG	UNITED KINGDOM	IRELAND	DANMARK	ELLAS	ESPANA	PORTU- GAL	USA
	PRICE INDICES 1980 = 100 INDICES DE PRIX													
1982 Ø	122.7	109.3	126.1	131.7	110.5	117.7	113.1	118.5	121.6	125.5	155.6	130.9	175.7	107.8
1983 Ø	132.2	111.6	136.0	150.2	111.8	130.2	123.7	121.6	134.1	131.3	184.7	144.3	222.3	109.8
1984 Ø	141.2	114.0	149.7	168.4	113.3	140.0	131.7	127.5	151.6	146.9	174.7	165.9	326.0	114.8
1985 Ø	149.3	113.1	156.3	183.7	113.4	142.2	133.2	133.4	160.7	158.4	216.3	183.7	380.5	112.5
1983 J	127.4	111.1	128.5	142.2	111.5	126.0	115.1	120.9		131.0	167.2	138.5	190.6	107.9
1983 F	128.5	111.1	130.3	144.6	111.2	126.8	119.5	120.2	127.7	132.0	170.8	135.4	192.0	107.4
1983 M	129.8	111.3	132.3	146.1	112.1	127.2	119.6	120.8		131.0	178.5	139.5	193.2	108.1
1983 A	130.5	111.5	133.0	147.2	111.4	127.5	120.0	121.1		131.0	182.1	138.8	194.6	108.2
1983 M	130.6	111.2	133.2	148.0	110.9	128.5	122.1	120.8	128.0	130.0	182.9	138.3	195.2	109.1
1983 J	130.9	111.0	133.5	148.7	110.7	129.3	121.8	121.0		130.0	183.9	141.5	212.2	108.0
1983 J	131.9	111.2	136.5	149.6	110.7	129.8	126.0	120.8		130.0	184.4	143.0	216.2	108.5
1983 A	132.6	111.2	137.9	150.2	111.5	130.7	126.2	121.1	139.0	130.0	186.0	143.6	222.2	109.2
1983 S	134.3	111.8	139.9	153.0	112.8	132.3	127.1	122.2		131.0	189.5	148.5	247.7	110.7
1983 O	135.6	112.2	141.1	155.7	113.0	133.6	128.2	122.8		132.0	192.0	150.9	257.1	111.9
1983 N	136.8	112.5	142.2	158.0	112.7	134.7	129.0	123.3	141.6	134.0	196.4	154.5	269.3	113.1
1983 D	138.1	113.5	143.1	159.6	113.1	136.1	130.3	124.3		134.0	202.7	158.6	277.5	116.1
1984 J	137.0	114.2	144.7	161.1	113.8	136.6	131.0	124.7		135.0	161.0	159.0	283.1	120.2
1984 F	137.9	114.6	146.0	163.1	114.1	137.4	131.0	124.6	143.9	136.0	162.9	159.6	291.2	120.8
1984 M	138.9	115.1	147.1	164.2	114.6	139.1	131.8	125.0		146.0	164.1	161.1	295.5	116.9
1984 A	139.7	115.3	148.2	165.6	114.0	139.4	132.3	125.9		146.0	164.6	162.8	295.9	118.7
1984 M	140.3	114.3	148.5	166.7	113.0	138.9	132.1	126.3	149.3	147.0	173.3	163.8	308.0	115.0
1984 J	141.0	113.5	149.1	167.9	112.8	139.0	132.0	128.8		147.0	174.6	164.4	325.8	111.5
1984 J	141.5	113.1	150.1	168.8	113.0	141.6	131.8	128.4		148.0	176.6	164.7	340.7	111.7
1984 A	142.1	112.9	151.0	169.5	113.2	142.1	132.0	128.5	156.6	150.0	179.4	166.7	348.2	111.7
1984 S	143.1	113.3	152.4	171.3	113.1	142.6	131.8	128.8		152.0	181.6	171.0	351.9	112.2
1984 O	143.9	113.7	153.4	173.1	113.2	142.7	131.6	129.1		152.0	183.8	171.2	353.7	112.5
1984 N	144.3	113.7	153.5	174.4	113.2	140.4	131.0	129.4	156.5	152.0	185.1	172.5	358.3	112.4
1984 D	144.5	113.8	152.1	175.5	112.0	140.7	131.8	130.2		152.0	189.2	173.9	359.7	114.0
1985 J	145.5	113.6	151.9	177.1	112.6	141.0	131.1	130.5		157.0	199.7	174.8	380.4	111.4
1985 F	146.3	113.6	152.7	178.8	113.1	141.1	131.1	130.3	159.2	158.0	204.3	176.1	385.8	112.4
1985 M	147.3	113.6	154.1	179.9	114.6	141.8	130.9	131.1		158.0	206.8	177.2	388.9	112.6
1985 A	148.4	113.7	155.1	181.0	114.2	142.0	131.4	134.0		159.0	209.0	178.8	386.5	112.1
1985 M	148.7	113.2	155.5	182.1	113.9	141.6	131.1	134.2	159.8	158.0	212.0	178.7	386.5	111.0
1985 J	149.3	112.9	155.8	183.8	114.0	142.1	130.6	134.1		159.0	215.0	176.1	385.4	110.8
1985 J	149.9	113.0	156.8	184.7	114.0	142.6	134.7	134.5		159.0	216.2	174.8	386.3	112.1
1985 A	150.5	113.0	157.9	185.3	113.8	142.7	135.1	135.0	162.4	159.0	218.7	189.6	389.9	112.2
1985 S	150.6	113.0	158.8	186.5	113.6	142.9	135.4	132.3		159.0	220.2	193.7	390.9	113.9
1985 O	151.2	112.7	158.7	187.6	112.2	142.6	135.5	134.8		159.0	223.2	193.8	390.9	113.6
1985 N	151.7	112.6	158.9	188.4	112.4	142.9	135.3	135.0	161.6	158.0	228.9	194.1	390.8	113.8
1985 D	152.8	112.8	159.2	189.0	112.8	143.2	136.0	135.5		158.0	241.9	196.6	404.0	113.8
1986 J	153.3	112.8	158.9	190.5	112.5	143.4	136.0	135.6		158.0	246.1	201.4	407.1	114.4
1986 F	154.0	112.7	159.3	191.3	112.5	143.5	135.5	137.3	166.4	158.0	249.8	201.6	408.2	113.4
1986 M	154.3	112.6	159.4	192.0	112.0	143.7	135.6	137.9		157.0	251.1	203.1	408.1	113.9
1986 A	154.4	112.2	158.8	192.9	111.8	143.3	136.5	137.8		157.0	253.8	203.5	405.4	113.6
1986 M	154.2	111.8	158.1	193.5	111.1	142.5	135.7	137.3	173.3	156.0	255.7	200.9	396.6	113.3
1986 J	154.1	111.1	157.5	193.6	110.7	142.1	138.5	137.0		156.0	258.9	200.0	397.1	113.2

B4

CONSUMER PRICES

FRUITS, VEGETABLES, POTATOES

PRIX A LA CONSOMMATION

FRUITS, LEGUMES, POMMES DE TERRE

	EUR10	BR DEUTSCH LAND	FRANCE	ITALIA	NEDER- LAND	BELGIQUE BELGIE	LUXEM- BOURG	UNITED KINGDOM	IRELAND	DANMARK	ELLAS	ESPANA	PORTU- GAL	USA
					PRICE INDICES	1980 = 100		INDICES DE PRIX						
1982 Ø	126.4	111.0	131.1	129.8	112.1	128.2	123.2	123.6	137.0	124.4	154.5	134.8	183.1	118.1
1983 Ø	135.6	112.1	142.5	144.6	109.0	137.9	126.7	128.0	154.4	132.3	173.5	148.4	190.4	118.4
1984 Ø	151.2	117.6	164.1	158.3	117.9	157.1	144.2	140.9	177.6	141.3	215.9	160.2	274.3	128.6
1985 Ø	159.8	110.7	174.6	179.4	117.4	155.2	146.1	140.1	153.2	139.8	243.3	181.5	268.6	132.0
1983 J	128.8	106.3	135.7	140.1	104.5	123.2	120.9	116.9		126.0	168.0	142.1	167.1	111.9
1983 F	130.3	111.4	136.2	140.3	102.9	125.8	120.0	118.1	133.8	125.0	170.9	142.5	171.9	112.7
1983 M	132.9	114.2	136.6	141.4	103.5	127.4	120.5	118.6		126.0	191.1	144.0	180.6	116.3
1983 A	136.3	119.3	137.1	142.7	105.0	126.0	120.5	122.0		129.0	209.3	157.3	196.3	119.5
1983 M	136.9	116.5	137.4	144.3	107.0	123.6	120.0	122.0	134.0	128.0	216.5	161.5	181.5	120.9
1983 J	137.2	124.1	139.5	147.7	109.5	125.9	123.4	127.1		131.0	170.4	157.8	185.4	120.9
1983 J	133.9	118.9	140.9	146.3	109.6	134.5	123.7	128.3		131.0	132.4	145.4	176.7	121.1
1983 A	133.4	108.1	143.7	144.9	109.4	146.1	126.4	128.7	173.9	135.0	143.8	155.8	175.7	121.3
1983 S	136.9	105.8	147.1	145.7	108.6	155.6	127.7	135.2		137.0	166.5	144.5	190.2	120.6
1983 O	138.1	104.5	149.7	146.6	112.9	155.8	137.0	137.6		139.0	166.5	144.9	203.0	120.2
1983 N	139.9	106.6	152.1	147.0	116.7	155.5	139.1	139.6	176.1	140.0	171.7	140.5	203.0	117.0
1983 D	141.8	109.0	154.2	147.9	118.7	155.9	141.6	141.8		141.0	175.5	144.6	253.7	118.5
1984 J	145.1	117.0	156.2	148.9	117.8	147.4	139.3	141.1		141.0	195.9	159.5	272.0	126.0
1984 F	148.3	124.7	158.0	150.8	117.6	151.9	141.5	142.8	181.3	146.0	201.8	155.0	278.1	130.1
1984 M	151.9	127.9	160.3	153.8	119.5	159.7	144.8	145.6		151.0	213.2	159.5	321.6	131.0
1984 A	154.6	127.7	162.0	156.5	121.1	164.8	146.8	149.6		150.0	220.4	154.7	340.3	127.8
1984 M	157.0	126.7	163.6	159.5	120.5	163.6	148.6	150.0	205.1	149.0	239.6	153.8	254.3	125.7
1984 J	159.4	127.9	164.9	162.6	119.0	164.8	147.9	149.4		140.0	255.4	163.5	256.7	128.9
1984 J	154.1	123.9	166.7	161.6	116.5	168.2	148.9	144.4		139.0	209.4	186.7	283.8	129.7
1984 A	150.6	112.6	167.8	160.1	116.1	162.3	145.6	139.4	171.4	137.0	206.0	183.0	282.1	132.8
1984 S	147.0	102.7	167.3	160.9	113.2	156.9	142.4	133.2		136.0	198.7	158.7	260.9	129.6
1984 O	148.1	104.6	167.5	160.9	116.4	152.5	141.8	133.4		137.0	208.2	153.2	253.2	129.0
1984 N	149.5	107.1	167.4	161.7	117.9	146.4	141.7	131.7	152.8	135.0	223.2	147.6	241.8	127.6
1984 D	149.5	107.8	167.0	162.8	118.9	147.2	141.3	130.6		134.0	219.2	147.8	247.1	125.5
1985 J	152.6	105.3	169.2	166.0	116.4	150.6	141.4	136.5		135.0	237.0	169.4	266.2	130.0
1985 F	156.9	115.0	171.6	170.1	117.8	159.1	142.4	139.7	156.1	139.0	236.9	180.1	277.3	135.0
1985 M	161.4	118.1	173.9	172.7	122.1	170.2	142.6	144.8		141.0	253.8	192.6	295.8	134.6
1985 A	165.3	130.5	175.3	176.2	124.8	172.8	144.3	145.8		143.0	252.9	195.1	300.8	135.0
1985 M	166.8	135.0	176.8	180.1	124.0	168.2	146.3	146.5	146.9	142.0	245.3	198.3	292.1	133.9
1985 J	167.3	127.9	177.5	183.8	120.6	162.3	146.4	148.5		146.0	253.4	189.7	271.8	133.3
1985 J	158.7	120.2	176.6	183.2	117.9	156.9	150.6	136.4		138.0	193.0	184.2	251.2	133.3
1985 A	155.4	100.7	175.4	181.6	113.6	152.9	148.4	135.1	152.8	139.0	213.4	168.1	244.0	132.2
1985 S	157.6	96.0	175.3	182.3	111.5	146.4	148.3	134.7		140.0	256.0	176.1	240.3	129.6
1985 O	158.1	90.8	174.8	185.0	111.2	141.2	147.8	135.3		139.0	268.3	173.7	256.4	128.5
1985 N	158.5	92.4	174.3	186.0	113.6	140.1	147.2	137.0	157.0	137.0	262.3	172.6	262.2	127.4
1985 D	158.7	96.2	174.7	185.4	114.7	142.1	147.2	140.6		139.0	247.8	177.9	264.7	131.3
1986 J	161.1	102.3	173.8	185.9	114.9	144.7	146.8	142.2		140.0	259.9	190.4	271.7	135.5
1986 F	162.0	105.9	172.4	184.8	114.1	148.1	145.9	144.5	159.6	137.0	265.9	186.1	277.5	130.0
1986 M	162.5	105.6	170.7	183.0	113.9	152.1	144.2	147.2		135.0	277.1	184.8	283.3	129.4
1986 A	165.3	114.7	169.4	181.7	112.1	153.2	142.1	147.4		135.0	300.3	179.3	299.6	133.5
1986 M	167.1	124.7	168.8	183.8	111.7	149.4	141.5	153.0	155.7	135.0	284.1	185.8	288.7	136.4
1986 J	170.4	139.0	169.8	185.9	109.7	147.1	141.3	155.4		138.0	280.1	200.9	286.0	135.8

C

CONSUMER PRICES

DRINKS(HOME CONSUMPTION)AND TOBACCO

PRIX A LA CONSOMMATION

BOISSONS(CONSOMMATION A DOMICILE)ET TABAC

	EUR10	BR DEUTSCH LAND	FRANCE	ITALIA	NEDER- LAND	BELGIE BELGIE	LUXEM- BOURG	UNITED KINGDOM	IRELAND	DANMARK	ELLAS	ESPANA	PORTU- GAL	USA	
	PRICE INDICES				1980 = 100				INDICES DE PRIX						
1982 Ø	129.3	114.8	131.8	145.8	110.7	119.9	125.4	134.1	161.5	111.6	142.2	128.8	147.0	116.5	
1983 Ø	140.9	120.4	143.9	168.8	112.8	131.0	136.9	143.8	185.6	127.2	169.8	144.0	159.1	131.4	
1984 Ø	148.9	120.0	151.5	183.2	121.8	138.8	145.6	154.5	198.7	136.7	201.2	156.7	190.5	137.9	
1985 Ø	156.1	121.4	157.1	198.1	124.9	146.9	152.0	165.5	210.5	141.5	230.9	170.2	235.9	144.9	
1983 J	136.2	121.2	135.7	158.0	112.1	127.5	131.4	138.9		123.0	151.7	140.3	149.4	127.4	
1983 F	137.2	121.2	138.4	158.9	112.2	128.8	131.4	140.0	181.6	123.0	153.6	141.5	150.4	128.3	
1983 M	138.1	121.4	139.8	159.8	112.0	129.3	131.4	140.5		123.0	168.9	142.6	151.6	129.0	
1983 A	139.4	121.4	142.1	160.6	111.9	129.9	134.1	143.1		127.0	169.1	142.9	152.4	129.7	
1983 M	139.8	121.4	142.7	161.1	111.9	130.3	134.1	144.1	183.4	127.0	170.8	143.3	152.1	129.9	
1983 J	139.6	119.5	143.0	161.7	112.4	130.6	134.1	144.6		128.0	170.5	143.9	161.5	130.2	
1983 J	142.6	119.6	146.7	176.0	112.6	131.0	135.0	144.9		128.0	170.9	144.1	163.4	132.6	
1983 A	142.9	119.6	147.0	176.5	113.1	131.8	140.0	145.4	188.4	128.0	171.1	144.2	163.4	133.5	
1983 S	143.2	119.8	147.4	177.3	113.6	132.7	142.4	145.5		128.0	172.6	144.9	163.7	133.8	
1983 O	143.6	119.7	147.6	178.0	114.0	133.3	142.9	146.0		130.0	173.5	145.7	165.8	134.2	
1983 N	143.8	119.8	147.9	178.6	114.0	133.5	143.0	146.3	189.2	130.0	173.8	147.0	167.1	134.4	
1983 D	144.1	119.8	148.2	179.0	113.9	133.5	143.2	146.6		131.0	177.2	148.0	169.4	134.3	
1984 J	145.2	119.9	150.5	179.0	115.8	135.3	143.2	147.4		133.0	175.2	149.0	172.1	135.7	
1984 F	146.7	119.9	151.6	180.3	120.2	135.9	143.3	148.6	197.9	134.0	198.8	153.3	173.5	134.1	
1984 M	147.2	119.9	152.4	181.1	122.2	136.8	145.9	149.2		134.0	199.4	154.1	174.5	136.5	
1984 A	148.8	119.9	153.8	181.8	122.5	137.3	145.8	153.9		134.0	203.1	154.7	187.2	136.7	
1984 M	149.4	119.9	155.0	182.2	122.5	137.9	145.7	155.5	199.8	134.0	201.1	155.3	186.7	136.8	
1984 J	149.7	119.9	155.4	182.7	122.3	138.5	145.7	155.7		138.0	201.1	156.2	190.6	137.6	
1984 J	149.3	119.9	152.4	183.0	122.3	138.9	145.7	155.7		138.0	201.6	157.0	191.8	139.0	
1984 A	149.3	120.0	151.1	183.3	122.3	139.3	146.0	156.0	201.4	138.0	205.6	157.8	193.7	139.3	
1984 S	149.7	120.0	151.4	183.7	122.3	140.5	146.0	157.1		138.0	205.9	158.4	197.8	139.4	
1984 O	150.1	120.1	151.8	184.2	122.3	141.3	146.3	158.6		139.0	206.2	158.8	201.4	139.8	
1984 N	150.2	120.1	152.1	184.5	123.1	141.9	146.4	158.3	195.9	140.0	206.3	160.0	205.6	139.7	
1984 D	151.5	120.1	152.3	192.2	124.2	142.1	146.6	158.4		140.0	210.2	165.5	209.1	139.7	
1985 J	152.2	120.3	152.6	192.7	124.7	142.5	146.7	159.2		141.0	207.2	162.3	213.1	141.6	
1985 F	153.0	120.4	153.1	193.4	124.8	143.8	148.9	160.1	208.5	141.0	223.0	163.5	217.0	142.5	
1985 M	153.4	120.6	153.7	194.2	124.8	144.6	148.8	160.6		141.0	226.8	164.5	219.1	142.8	
1985 A	154.7	120.7	154.5	194.9	124.8	144.9	151.1	164.5		141.0	231.6	169.5	235.0	143.0	
1985 M	155.4	120.7	156.8	195.3	124.9	145.1	151.9	165.6	210.1	141.0	231.1	170.0	235.5	143.2	
1985 J	155.7	120.7	157.7	196.0	124.9	145.7	151.7	165.8		141.0	232.2	170.6	238.4	143.4	
1985 J	156.2	120.9	158.4	196.5	124.8	147.4	151.7	166.3		142.0	232.8	171.4	241.8	144.9	
1985 A	156.5	120.9	158.9	196.7	125.0	148.4	152.0	167.1	210.9	142.0	233.2	172.1	240.4	145.5	
1985 S	157.6	122.9	159.5	197.4	125.1	148.9	152.4	168.2		142.0	233.6	173.3	245.9	146.0	
1985 O	159.3	122.9	160.0	206.1	125.2	149.8	156.0	169.3		142.0	234.9	173.9	247.6	148.1	
1985 N	159.6	123.0	160.2	207.0	125.0	150.4	156.2	169.8	212.6	142.0	238.0	175.2	248.7	148.3	
1985 D	159.7	122.9	160.3	207.3	125.1	151.0	156.9	169.0		142.0	245.9	176.5	248.4	149.2	
1986 J	:	123.0	160.7	207.9	125.3	151.6	157.0	170.0		142.0	257.1	180.9	261.2	150.7	
1986 F	:	123.0	161.2	208.6	125.4	151.8	157.4	171.0	221.7	143.0	273.4	183.6	264.1	151.4	
1986 M	:	123.1	161.8	209.4	125.5	152.0	157.5	171.5		142.0	275.4	192.0	263.9	151.8	
1986 A	:	123.3	163.7	209.9	126.0	152.2	158.9	176.4		150.0	280.8	192.9	263.9	152.1	
1986 M	:	123.8	164.0	210.6	126.1	152.7	159.6	176.3	229.1	151.0	281.7	193.3	266.4	152.2	
1986 J	:	123.8	167.0	211.3	126.2	153.6	162.9	176.8		152.0	281.4	194.1	270.5	152.5	

VERBRAUCHERPREISE
GETRÄENKE, TABAK

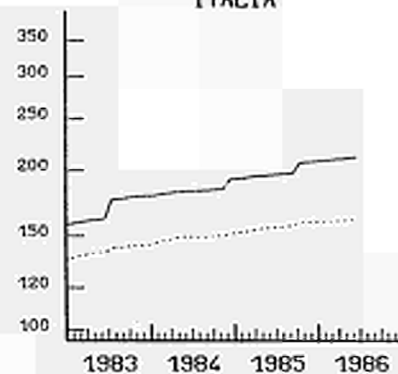
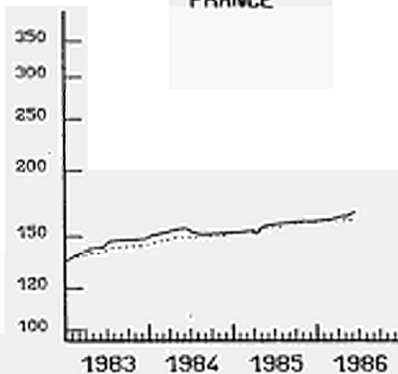
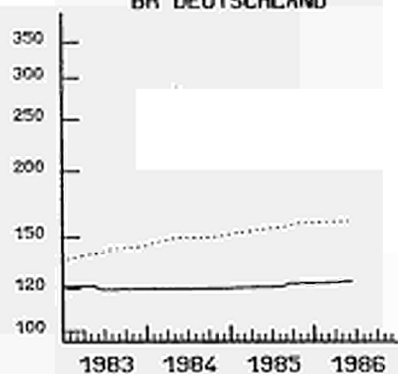
CONSUMER PRICES
DRINKS, TOBACCO
1980 = 100

PRIX A LA CONSOMMATION
BOISSONS ET TABAC

BR DEUTSCHLAND

FRANCE

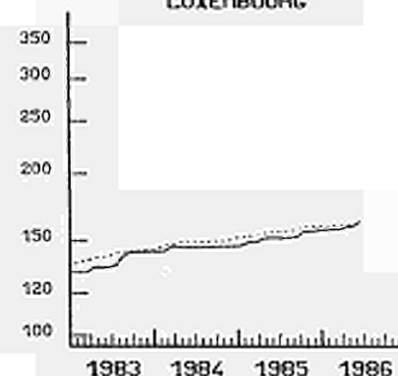
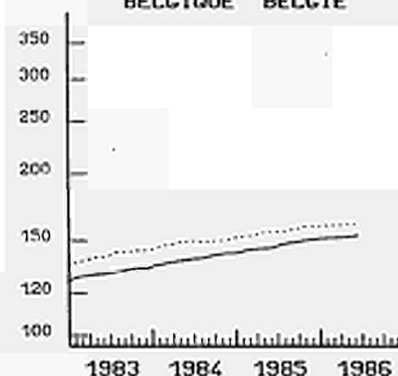
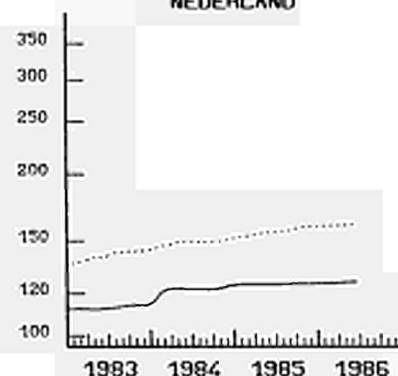
ITALIA



NEDERLAND

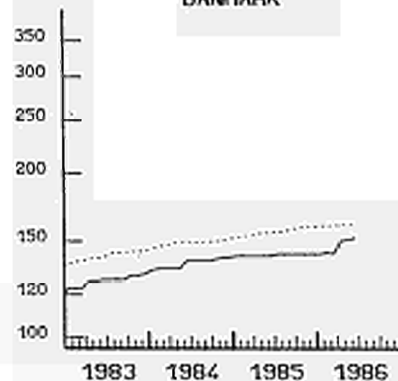
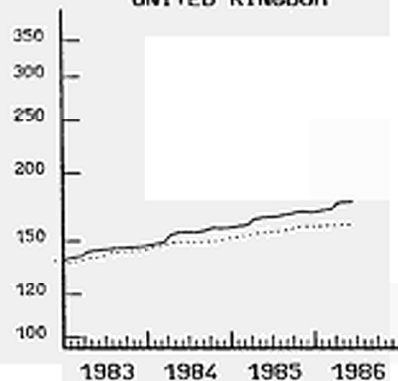
BELGIQUE BELGIE

LUXEMBOURG



UNITED KINGDOM

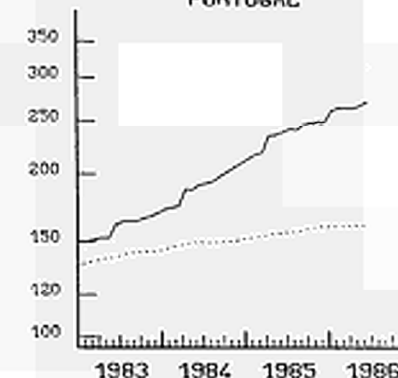
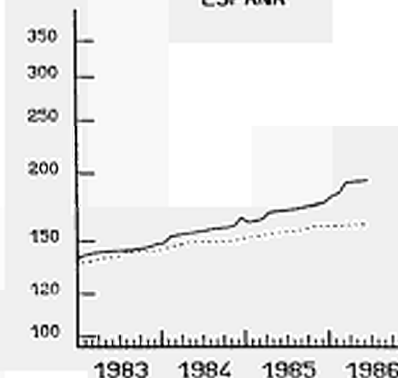
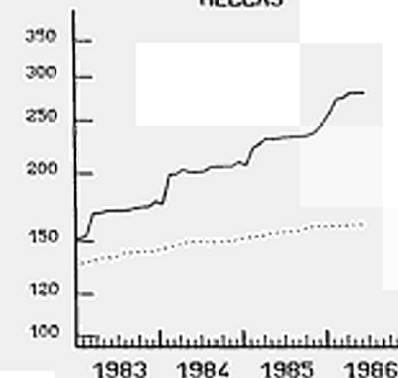
DANMARK



HELLAS

ESPANA

PORTUGAL



EINFACH-LOGARITHMISCHE SKALA

..... EUR 10
SEMI-LOGARITHMIC SCALE

ECHELLE SEMI-LOGARITHMIQUE

C1

CONSUMER PRICES

DRINKS(HOME CONSUMPTION)

PRIX A LA CONSOMMATION

BOISSONS(CONSOMMATION A DOMICILE)

	EUR10	BR DEUTSCH LAND	FRANCE	ITALIA	NEDER- LAND	BELGIQUE BELGIE	LUXEM- BOURG	UNITED KINGDOM	IRELAND	DANMARK	ELLAS	ESPANA	PORTU- GAL	USA	
	PRICE INDICES							1980 = 100	INDICES DE PRIX						
1982 Ø	123.4	112.3	128.9	131.9	110.3	120.7	116.4	130.2	153.4	116.4	149.9	120.6	146.4	111.9	
1983 Ø	132.7	114.6	140.7	150.1	109.7	130.5	126.6	140.0	171.8	128.2	170.9	133.8	152.6	116.2	
1984 Ø	139.8	115.3	149.0	163.6	114.2	137.1	131.1	148.1	175.5	138.8	197.5	146.5	176.8	119.2	
1985 Ø	147.3	116.4	156.9	175.7	115.1	143.7	136.1	164.4	171.1	142.8	231.3	160.7	219.6	123.3	
1983 J	128.3	114.2	133.2	142.6	110.1	127.6	120.6	135.1		126.0	160.8	128.8	147.5	113.6	
1983 F	129.1	114.2	134.6	144.1	110.2	129.0	120.8	136.0	168.8	126.0	161.0	130.4	148.2	114.5	
1983 M	130.2	114.5	136.7	146.0	109.9	129.3	120.9	136.4		126.0	163.5	131.6	149.8	115.5	
1983 A	131.8	114.5	140.2	147.5	109.8	129.8	126.2	139.0		126.0	164.1	132.2	150.8	116.0	
1983 M	132.4	114.5	141.1	148.5	109.8	130.2	126.2	140.1	172.2	127.0	165.5	132.8	150.4	116.3	
1983 J	132.9	114.6	141.6	149.6	109.7	130.6	126.2	140.6		128.0	168.9	133.5	150.4	116.5	
1983 J	133.5	114.7	142.4	150.9	109.5	130.9	127.4	141.1		128.0	171.0	133.8	152.8	116.6	
1983 A	133.9	114.8	142.9	151.8	109.6	131.2	129.1	141.9	173.4	128.0	173.0	134.0	152.9	116.5	
1983 S	134.5	114.9	143.4	153.4	109.6	131.4	129.8	142.0		128.0	177.0	135.0	153.3	117.2	
1983 O	135.0	114.9	143.8	154.7	109.6	131.7	130.3	142.6		131.0	179.6	136.0	156.0	117.5	
1983 N	135.4	115.0	144.3	155.8	109.6	131.9	130.6	142.4	172.7	132.0	181.7	137.8	157.8	117.3	
1983 D	135.7	115.0	144.6	156.7	109.5	131.9	130.8	142.6		132.0	185.0	139.3	160.8	117.1	
1984 J	136.5	115.2	145.0	157.8	110.6	133.9	130.7	143.7		136.0	186.2	140.7	164.3	117.6	
1984 F	137.4	115.2	145.6	159.2	114.4	134.5	130.8	144.8	175.5	137.0	188.9	142.1	166.1	118.0	
1984 M	138.1	115.2	146.8	160.7	115.1	135.4	131.0	145.2		137.0	188.9	143.2	167.6	118.5	
1984 A	138.9	115.2	147.8	162.1	114.9	135.3	130.9	147.3		137.0	191.3	144.1	169.1	118.8	
1984 M	139.4	115.2	148.7	162.8	114.8	135.7	130.8	148.1	177.9	137.0	193.5	144.9	168.4	118.9	
1984 J	139.8	115.2	149.3	163.8	114.5	136.4	130.7	148.2		139.0	192.3	146.2	173.5	119.4	
1984 J	140.1	115.2	149.7	164.5	114.4	137.0	130.8	148.1		140.0	196.0	147.2	175.1	119.4	
1984 A	140.5	115.3	150.2	165.0	114.4	137.5	131.2	148.6	179.6	140.0	200.8	147.9	177.7	119.7	
1984 S	141.1	115.3	150.6	165.8	114.4	138.8	131.2	149.9		140.0	207.0	148.7	182.8	119.8	
1984 O	141.6	115.4	151.1	166.6	114.1	139.7	131.6	151.7		141.0	207.0	149.3	187.4	120.3	
1984 N	141.9	115.4	151.6	167.3	114.4	140.4	131.7	150.8	169.2	141.0	207.7	151.0	192.6	120.1	
1984 D	142.2	115.5	151.9	168.2	114.1	140.6	131.9	151.0		141.0	209.9	153.0	197.2	120.2	
1985 J	142.7	115.7	152.3	169.2	114.9	141.1	132.0	152.0		142.0	210.3	154.6	202.6	120.4	
1985 F	143.4	115.9	153.1	170.6	115.0	141.5	132.2	152.7	169.5	142.0	211.2	156.3	207.7	121.2	
1985 M	144.1	116.1	154.1	172.0	115.1	141.9	132.1	153.1		142.0	214.4	157.4	210.2	121.6	
1985 A	145.2	116.2	155.2	173.4	115.1	142.2	135.1	156.3		143.0	221.0	158.0	214.1	121.7	
1985 M	149.1	116.3	155.8	174.2	115.2	142.5	136.2	184.9	171.5	143.0	226.6	158.7	214.7	122.2	
1985 J	149.8	116.4	156.6	175.6	115.1	143.2	135.8	185.7		143.0	232.1	159.6	218.6	122.3	
1985 J	150.3	116.5	157.5	176.5	114.9	144.4	138.0	186.0		143.0	235.9	160.6	223.0	122.3	
1985 A	147.5	116.7	158.4	177.0	115.1	144.9	136.3	158.7	172.4	143.0	237.3	161.6	221.1	122.9	
1985 S	148.1	116.6	159.3	178.2	115.4	145.4	136.8	160.2		143.0	238.8	163.4	228.4	123.1	
1985 O	148.8	116.6	160.0	179.4	115.3	145.7	139.0	161.8		143.0	242.4	164.4	230.6	126.8	
1985 N	149.1	116.8	160.3	180.5	115.0	145.9	139.3	160.8	171.0	143.0	250.7	166.2	232.1	127.2	
1985 D	149.4	116.6	160.4	181.7	115.1	146.1	140.1	160.9		143.0	254.4	167.9	231.7	127.5	
1986 J	150.0	116.7	161.0	182.5	115.3	146.6	140.2	161.9		143.0	259.4	174.4	236.5	127.5	
1986 F	150.7	116.8	161.8	183.9	115.4	146.8	140.8	162.7	174.9	143.0	268.4	178.4	240.3	127.9	
1986 M	151.5	117.0	162.8	185.2	115.6	147.0	140.9	162.9		143.0	283.4	180.6	240.0	128.2	
1986 A	152.3	117.3	163.5	186.2	116.3	147.2	142.7	163.4		147.0	287.7	181.9	239.7	128.5	
1986 M	152.8	117.4	163.9	187.6	116.4	147.3	143.7	163.8	181.5	149.0	290.3	182.2	242.9	128.5	
1986 J	153.4	117.5	164.4	188.9	116.6	147.8	144.2	164.0		150.0	295.4	183.4	248.2	128.9	

C2

CONSUMER PRICES

TOBACCO

PRIX A LA CONSOMMATION

TABACS

	EUR10	BR DEUTSCH LAND	FRANCE	ITALIA	NEDER- LAND	BELGIQUE BELGIE	LUXEM- BOURG	UNITED KINGDOM	IRELAND	DANMARK	ELLAS	ESPANA	PORTU- GAL	USA
	PRICE INDICES				1980 = 100				INDICES DE PRIX					
1982 Ø	136.6	118.9	137.5	160.6	111.3	117.7	130.6	142.5	165.9	106.2	138.7	151.0	148.3	120.2
1983 Ø	152.3	129.6	150.2	188.7	117.6	132.4	143.2	152.0	195.1	126.2	168.9	169.3	179.8	143.6
1984 Ø	163.2	127.5	159.5	204.1	133.9	143.0	156.8	168.6	218.0	133.9	208.3	180.4	232.7	152.7
1985 Ø	171.3	129.5	157.6	222.0	140.4	154.6	166.1	176.5	247.0	140.7	235.6	193.8	287.1	162.1
1983 J	146.0	132.5	140.6	174.6	115.3	127.2	139.0	146.9		120.0	145.8	168.8	154.9	138.4
1983 F	147.3	132.5	145.9	174.6	115.3	128.4	139.0	148.5	190.1	120.0	148.7	168.8	157.2	139.3
1983 M	148.0	132.5	145.9	174.6	115.3	129.3	139.0	149.2		120.0	173.2	169.4	157.2	139.8
1983 A	148.7	132.5	145.9	174.6	115.3	130.1	139.0	151.8		128.0	173.2	169.4	157.2	140.6
1983 M	149.0	132.5	145.9	174.6	115.3	130.6	139.0	152.8	190.0	128.0	173.2	169.4	157.2	140.8
1983 J	148.0	127.4	145.9	174.6	116.6	130.8	139.0	153.1		128.0	173.2	169.4	196.3	141.1
1983 J	156.4	127.4	155.4	202.9	117.5	131.3	139.0	152.9		128.0	173.2	169.4	196.3	145.4
1983 A	156.5	127.4	155.4	202.9	118.6	133.1	147.2	152.8	198.9	128.0	173.2	169.4	196.3	146.9
1983 S	156.8	127.6	155.4	202.9	119.8	135.9	149.6	152.9		128.0	173.2	169.4	196.3	147.1
1983 O	156.9	127.5	155.4	202.9	120.9	137.1	149.6	153.1		128.0	173.2	169.4	196.3	147.6
1983 N	157.2	127.5	155.4	202.9	120.9	137.2	149.6	154.6	201.3	128.0	173.2	169.4	196.3	148.0
1983 D	157.4	127.5	155.4	202.9	120.9	137.3	149.6	155.1		130.0	173.2	169.4	196.3	148.0
1984 J	158.9	127.5	161.6	202.9	124.1	138.7	149.6	155.4		130.0	173.2	169.4	196.3	150.2
1984 F	160.7	127.5	163.8	202.9	129.3	139.4	149.6	156.9	216.3	130.0	211.5	180.7	196.3	146.9
1984 M	161.2	127.5	163.8	202.9	133.4	140.1	158.3	157.7		130.0	211.5	180.7	196.3	150.8
1984 A	163.8	127.5	165.8	202.9	134.6	142.3	158.3	168.2		130.0	211.5	180.7	243.8	151.0
1984 M	164.9	127.5	167.8	202.9	134.6	143.1	158.3	171.7	217.6	130.0	211.5	180.7	243.8	151.0
1984 J	165.3	127.4	167.8	202.9	134.6	143.5	158.3	172.7		136.0	211.5	180.7	243.8	152.1
1984 J	163.6	127.5	157.7	202.9	134.6	143.6	158.3	172.4		136.0	211.5	181.2	243.8	154.6
1984 A	162.8	127.5	153.1	202.9	134.6	143.8	158.3	172.2	219.1	136.0	211.5	182.1	244.9	154.9
1984 S	163.0	127.5	153.1	202.9	134.6	144.6	158.3	172.7		136.0	211.5	182.1	245.3	155.0
1984 O	163.3	127.5	153.1	202.9	135.1	145.2	158.3	173.7		137.0	211.5	182.1	246.0	155.3
1984 N	163.6	127.5	153.1	202.9	136.8	145.5	158.3	174.8	219.0	138.0	211.5	182.2	246.0	155.3
1984 D	167.4	127.5	153.1	217.8	140.1	145.7	158.3	174.6		138.0	211.5	182.2	246.0	155.3
1985 J	167.8	127.6	153.1	217.8	140.1	145.8	158.3	175.1		140.0	211.5	181.3	246.0	158.4
1985 F	168.9	127.6	153.1	217.8	140.1	149.4	165.5	176.9	244.6	140.0	237.8	181.3	246.0	159.5
1985 M	169.2	127.8	153.1	217.8	140.1	151.1	165.5	177.4		140.0	237.8	182.2	246.9	159.8
1985 A	170.3	127.8	153.1	217.8	140.1	151.5	165.5	183.0		140.0	237.8	197.8	300.7	159.9
1985 M	166.0	127.8	158.8	217.8	140.1	151.5	165.5	157.1	245.8	140.0	237.8	197.8	300.7	160.0
1985 J	166.2	127.5	160.0	217.8	140.4	151.8	165.5	157.0		140.0	237.8	197.8	300.7	160.3
1985 J	166.5	127.8	160.0	217.8	140.4	154.9	159.8	157.6		140.0	237.8	197.9	300.7	162.9
1985 A	172.3	127.8	160.0	217.8	140.4	157.0	165.5	185.9	246.4	140.0	237.8	197.9	300.7	163.6
1985 S	173.6	133.0	160.0	217.8	140.4	157.7	165.5	186.1		142.0	237.8	197.9	300.7	164.3
1985 O	177.8	133.0	160.0	234.6	140.8	159.7	172.3	186.2		142.0	237.8	197.9	300.7	165.1
1985 N	178.2	133.0	160.0	234.6	140.8	161.4	172.3	187.7	251.4	142.0	237.8	197.9	300.7	165.2
1985 D	178.3	133.0	160.0	234.6	140.8	163.1	172.3	187.8		142.0	237.8	198.4	300.7	166.5
1986 J	179.1	133.0	160.0	235.1	141.1	163.9	172.3	188.1		142.0	256.2	198.4	338.8	169.2
1986 F	179.9	133.0	160.0	235.1	141.1	164.1	172.3	189.5	265.8	142.0	281.5	198.4	338.8	170.1
1986 M	180.2	133.0	160.0	235.1	141.1	164.3	172.3	190.7		142.0	281.5	220.4	338.8	170.6
1986 A	183.2	133.0	164.1	235.1	141.3	164.7	172.3	200.2		154.0	281.5	220.4	339.6	171.0
1986 M	184.4	134.0	164.1	235.1	141.3	165.9	172.3	204.9	273.8	154.0	281.5	220.9	340.2	171.0
1986 J	186.0	134.0	171.8	235.1	141.3	167.9	182.4	205.9		154.0	281.5	220.9	340.2	171.3

D

CONSUMER PRICES

CLOTHING AND FOOTWEAR(INCL. REPAIRS)

PRIX A LA CONSOMMATION

HABILLEMENT ET CHAUSSURES(Y COMPRIS REPARATIONS)

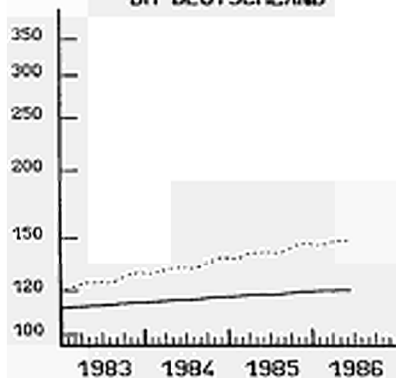
	EUR10	BR DEUTSCH LAND	FRANCE	ITALIA	NEDER- LAND	BELGIQUE BELGIE	LUXEM- BOURG	UNITED KINGDOM	IRELAND	DANMARK	ELLAS	ESPANA	PORTU- GAL	USA
	PRICE INDICES				1980 = 100				INDICES DE PRIX					
1982 B	116.8	109.8	120.2	135.9	107.9	110.0	112.8	102.5	126.1	112.0	196.9	128.2	139.4	107.5
1983 B	125.0	113.0	132.5	154.3	108.9	116.7	120.0	104.5	132.2	117.6	246.8	143.4	167.0	110.2
1984 B	132.9	115.7	145.9	171.9	110.9	123.7	126.0	104.5	142.2	125.8	239.6	159.7	207.7	112.2
1985 B	141.5	118.4	157.9	190.4	115.3	132.6	132.1	108.5	151.1	134.3	292.5	174.6	249.6	138.1
1983 J	121.0	111.8	125.8	147.0	104.5	113.8	117.6	102.7		111.0	177.8	136.7	153.5	107.1
1983 F	121.7	112.0	126.8	147.8	107.1	114.7	117.6	104.0	130.0	116.0	165.7	137.3	155.9	107.6
1983 M	122.9	112.3	128.3	149.8	109.7	115.2	117.9	104.1		117.0	179.0	138.5	158.0	109.0
1983 A	123.8	112.4	130.0	151.5	111.2	116.0	118.6	104.4		117.0	179.9	140.6	159.8	109.6
1983 M	124.3	112.8	131.4	152.2	111.1	116.6	119.5	104.3	131.9	117.0	180.3	141.9	161.3	109.9
1983 J	124.6	112.8	132.2	153.0	109.6	116.9	119.9	104.0		118.0	187.9	143.1	162.1	109.7
1983 J	124.1	113.0	132.7	153.3	100.3	117.0	119.7	103.8		114.0	188.0	143.1	163.3	109.3
1983 A	124.5	113.2	133.3	153.3	102.2	117.1	120.4	104.9	132.1	115.0	175.4	143.6	166.1	110.6
1983 S	126.2	113.7	134.6	156.4	108.6	117.3	120.9	105.1		120.0	189.1	145.2	168.9	112.3
1983 O	128.4	113.9	136.6	160.5	115.0	118.0	122.1	105.5		122.0	216.3	148.4	173.1	112.5
1983 N	129.4	114.1	138.5	163.2	114.6	118.6	122.9	106.1	134.7	122.0	217.5	150.7	176.5	112.5
1983 D	129.7	114.2	139.4	164.2	112.5	119.2	123.7	105.7		122.0	221.7	152.0	180.8	111.7
1984 J	128.9	114.5	140.0	164.7	104.5	120.3	123.7	102.4		117.0	223.6	152.5	184.0	110.1
1984 F	129.6	114.6	140.8	165.7	107.1	121.1	123.9	103.6	135.7	123.0	211.9	153.2	187.2	110.0
1984 M	130.6	114.9	142.4	167.1	110.5	121.9	124.1	103.7		124.0	223.9	154.9	191.3	111.5
1984 A	131.7	115.1	143.9	169.0	112.8	122.4	125.2	104.0		125.0	228.1	156.7	194.9	111.7
1984 M	132.3	115.5	145.0	169.8	112.7	122.7	125.9	104.6	142.0	125.0	229.3	157.8	197.1	111.5
1984 J	132.4	115.5	145.6	170.3	111.5	123.2	126.1	103.9		125.0	241.0	158.5	199.6	110.7
1984 J	132.1	115.5	146.1	170.7	102.7	123.4	126.1	104.2		120.0	239.4	159.1	200.5	110.2
1984 A	132.2	115.7	146.5	170.8	103.1	123.5	126.2	104.8	144.0	124.0	225.4	159.4	202.2	112.2
1984 S	134.1	116.2	147.6	173.5	111.1	124.8	126.4	105.5		130.0	241.3	161.6	206.4	114.5
1984 O	136.3	116.6	149.5	178.3	118.4	125.7	127.4	105.3		132.0	268.6	165.6	213.2	115.3
1984 N	137.4	117.0	151.5	180.7	119.2	127.2	128.5	105.5	147.0	133.0	270.6	167.6	222.3	115.0
1984 D	137.8	117.0	152.4	182.0	117.1	127.9	128.8	106.4		132.0	271.9	169.4	227.6	113.9
1985 J	137.5	117.2	152.9	182.5	109.6	128.2	128.8	105.8		127.0	272.0	170.4	229.5	145.1
1985 F	137.7	117.4	153.6	183.5	111.3	128.7	129.0	105.3	146.4	131.0	253.5	171.3	232.7	145.3
1985 M	139.4	117.8	154.7	185.3	115.1	130.0	129.1	107.6		134.0	273.6	172.5	236.2	145.1
1985 A	140.4	118.0	155.8	187.8	117.3	131.1	130.5	107.9		135.0	275.4	174.6	239.8	144.8
1985 M	140.8	118.1	156.8	188.7	117.4	131.9	131.7	108.0	151.4	135.0	278.8	175.7	243.7	144.9
1985 J	141.1	118.1	157.5	189.4	116.5	132.5	132.3	107.6		135.0	291.1	176.3	246.2	144.5
1985 J	140.6	118.1	157.9	189.8	107.0	132.7	132.3	107.8		128.0	289.9	176.6	247.7	144.5
1985 A	140.9	118.3	158.3	190.0	108.5	133.0	132.4	108.7	151.6	129.0	270.5	176.9	247.5	144.3
1985 S	142.4	118.8	156.6	192.3	115.8	133.8	132.4	110.1		139.0	294.7	179.7	252.4	144.6
1985 O	145.3	119.1	161.3	196.7	122.5	135.2	134.4	111.0		140.0	336.0	182.0	263.8	118.3
1985 N	146.2	119.7	162.9	198.8	122.7	136.5	135.9	111.3	155.0	140.0	336.9	184.8	274.0	118.4
1985 D	146.3	119.7	163.7	199.6	119.4	137.3	136.5	111.0		139.0	338.2	186.2	281.7	117.2
1986 J	145.4	119.8	164.1	199.5	111.9	137.6	136.5	109.6		130.0	335.1	187.5	285.1	114.9
1986 F	145.9	120.1	164.5	200.5	114.4	137.9	136.6	109.9	154.8	138.0	309.7	188.7	288.0	114.4
1986 M	147.1	120.2	165.3	202.2	119.1	139.1	137.2	110.1		143.0	343.3	191.0	293.7	115.7
1986 A	148.0	120.3	166.5	203.7	122.0	140.2	138.9	110.7		144.0	346.7	192.6	299.2	116.2
1986 M	148.3	120.5	167.4	204.9	122.2	135.3	140.0	110.9	156.1	144.0	347.8	193.4	302.0	115.7
1986 J	148.7	120.5	167.9	205.6	118.8	141.8	140.0	110.7		143.0	370.0	194.4	304.1	114.6

VERBRAUCHERPREISE
 BEKLEIDUNG, SCHUHE

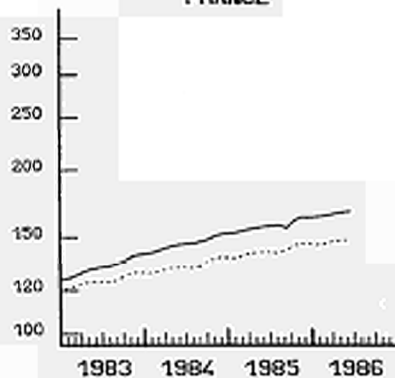
CONSUMER PRICES
 CLOTHING, FOOTWEAR
 1980 = 100

PRIX A LA CONSOMMATION
 HABILLEMENT, CHAUSSURES

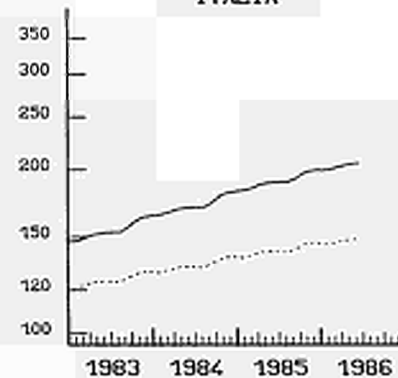
BR DEUTSCHLAND



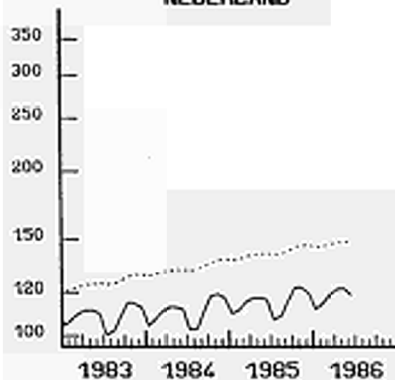
FRANCE



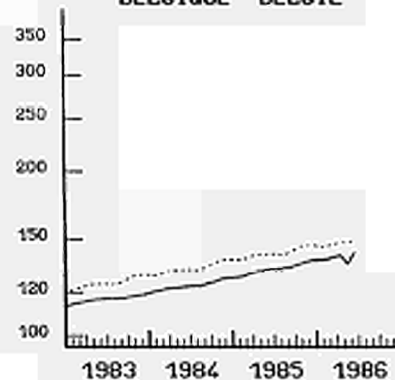
ITALIA



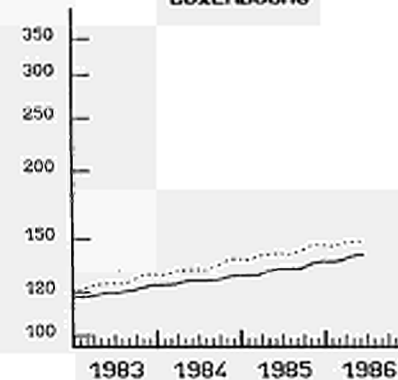
NEDERLAND



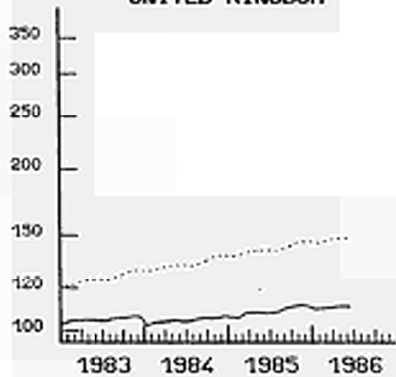
BELGIQUE BELGIE



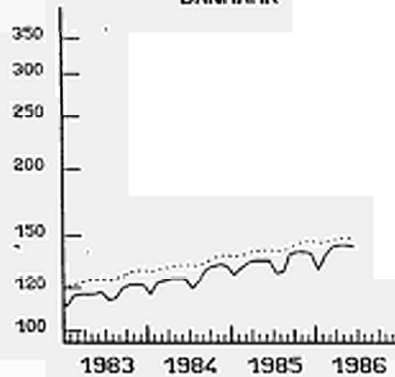
LUXEMBOURG



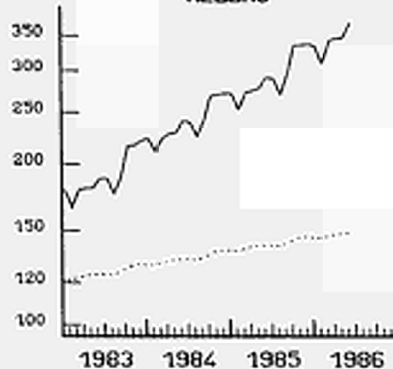
UNITED KINGDOM



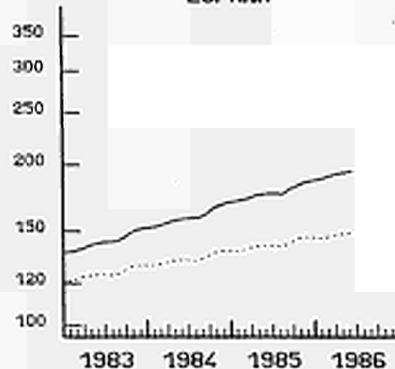
DANMARK



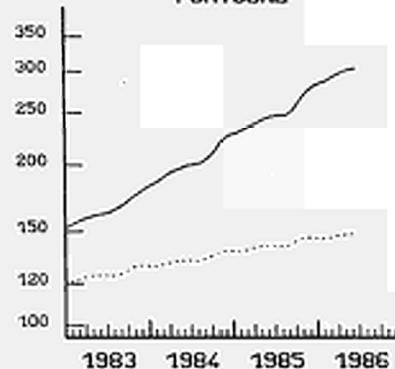
HELLAS



ESPANA



PORTUGAL



EINFACH-LOGARITHMISCHE SKALA

 EUR 10
 SEMI-LOGARITHMIC SCALE

ECHELLE SEMI-LOGARITHMIQUE

CONSUMER PRICES
CLOTHING(INCL. REPAIRS)

PRIX A LA CONSOMMATION
HABILLEMENT(Y COMPRIS REPARATIONS)

	EUR10	BR DEUTSCH LAND	FRANCE	ITALIA	NEDER- LAND	BELGIQUE BELGIE	LUXEM- BOURG	UNITED KINGDOM	IRELAND	DANMARK	ELLAS	ESPANA	PORTU- GAL	USA
	PRICE INDICES				1980 = 100				INDICES DE PRIX					
1982 B	116.4	109.9	120.3	137.2	107.9	108.6	111.3	102.9	126.3	111.8	156.7	129.0	143.3	105.5
1983 B	124.8	113.1	132.8	155.6	109.7	115.2	117.9	105.2	132.4	117.8	195.1	144.4	171.9	109.0
1984 B	133.0	115.5	146.5	173.6	112.1	125.2	123.8	104.9	143.4	126.7	240.7	160.6	210.2	109.2
1985 B	144.9	117.9	158.8	192.4	116.7	131.8	130.2	124.4	152.2	135.5	294.1	178.0	260.4	112.8
1983 J	120.6	111.8	125.9	148.4	104.6	112.3	115.5	103.1		110.0	178.3	137.5	160.1	106.8
1983 F	121.2	112.1	126.9	149.2	107.5	113.2	115.5	104.5	130.0	116.0	167.4	138.0	162.6	107.4
1983 M	122.6	112.4	128.7	151.2	110.4	113.7	115.8	104.6		117.0	183.5	139.3	164.9	108.9
1983 A	123.3	112.5	130.4	151.8	112.2	114.5	116.4	104.9		118.0	185.4	141.5	166.8	109.5
1983 M	124.0	112.9	131.8	153.4	112.2	115.1	117.3	104.7	132.1	118.0	187.5	142.8	168.3	109.8
1983 J	124.5	112.9	132.6	154.2	110.5	115.4	117.8	104.3		118.0	198.7	144.0	169.0	109.4
1983 J	124.0	113.1	133.1	154.5	100.6	115.5	117.5	104.4		113.0	199.0	144.2	170.1	106.8
1983 A	124.1	113.3	133.6	154.5	102.7	115.6	118.2	105.8	132.4	115.0	181.8	144.5	173.4	108.4
1983 S	126.1	113.6	134.9	157.7	109.9	115.9	118.6	105.9		121.0	199.6	146.3	176.2	110.4
1983 O	128.3	113.9	136.9	162.0	116.5	116.5	119.8	106.5		122.0	218.1	149.6	180.1	110.5
1983 N	129.4	114.1	139.0	164.7	115.9	117.2	120.6	107.3	135.0	123.0	219.4	151.8	183.4	110.4
1983 D	129.6	114.1	139.7	165.8	113.6	117.9	121.4	106.7		122.0	222.5	153.1	188.0	109.3
1984 J	128.7	114.4	140.3	166.3	105.2	118.8	121.4	102.8		116.0	225.7	153.5	191.5	107.1
1984 F	129.2	114.5	141.2	167.5	108.1	119.7	121.7	103.8	135.5	124.0	212.1	154.3	194.7	106.8
1984 M	130.5	114.8	142.9	168.9	111.6	120.4	121.9	103.9		125.0	226.3	156.1	199.3	108.6
1984 A	131.5	114.9	144.5	170.7	114.3	120.9	121.8	104.3		126.0	228.7	157.8	202.9	108.8
1984 M	132.1	115.4	145.6	171.4	114.1	121.2	123.8	105.0	143.4	126.0	230.0	158.7	205.2	108.3
1984 J	132.4	115.4	146.2	171.9	112.7	121.8	124.0	104.1		126.0	241.8	159.4	206.9	107.1
1984 J	132.5	115.4	147.7	172.2	103.6	131.2	124.0	104.7		120.0	240.4	159.9	207.7	106.6
1984 A	132.4	115.5	147.2	172.3	103.9	131.9	124.1	105.2	145.5	125.0	226.8	160.2	209.1	109.1
1984 S	134.4	115.9	148.2	175.1	112.8	132.1	124.4	106.2		131.0	242.3	162.3	214.1	111.9
1984 O	136.8	116.2	150.1	180.1	120.1	132.4	125.3	105.9		134.0	269.4	166.4	221.5	112.7
1984 N	137.7	116.6	152.2	182.7	120.8	125.9	126.7	106.1	149.1	134.0	272.2	168.2	231.8	112.2
1984 D	138.1	116.7	152.3	183.9	118.6	126.8	127.1	107.2		133.0	273.3	170.0	237.8	110.8
1985 J	137.8	116.8	153.7	184.5	110.7	127.1	127.1	106.6		127.0	274.0	170.9	239.8	108.4
1985 F	137.7	117.0	154.4	185.6	112.6	127.7	127.3	105.8	148.1	132.0	252.8	171.8	243.0	109.5
1985 M	139.8	117.4	155.6	187.4	116.6	129.0	127.5	108.5		135.0	275.1	173.1	246.3	111.8
1985 A	140.8	117.5	156.8	189.7	119.1	130.2	128.6	108.8		137.0	276.2	175.3	249.8	112.2
1985 M	141.2	117.7	157.5	190.6	119.0	131.2	129.7	109.0	152.3	137.0	279.2	176.5	253.6	111.6
1985 J	141.7	117.7	158.3	191.4	117.8	131.9	130.3	108.5		137.0	291.7	177.1	256.4	111.0
1985 J	141.2	117.7	158.8	191.8	107.8	132.1	130.3	108.7		128.0	290.6	177.4	257.8	109.7
1985 A	141.1	117.8	159.3	191.9	109.6	132.4	130.4	109.4	152.5	129.0	270.8	177.7	257.6	111.6
1985 S	143.6	118.5	160.6	194.3	117.7	133.2	130.4	111.0		141.0	295.8	180.6	262.7	116.4
1985 O	157.5	118.7	162.3	198.8	124.2	134.6	132.3	172.4		141.0	339.1	182.7	275.4	117.2
1985 N	158.5	119.2	164.0	201.0	124.5	135.9	133.9	172.2	155.9	142.0	340.0	185.5	286.5	118.3
1985 D	158.6	119.2	164.7	201.8	121.0	136.8	134.3	171.9		140.0	344.1	186.9	295.6	115.7
1986 J	146.6	119.2	165.2	201.3	113.3	137.2	134.4	110.4		131.0	338.3	188.3	299.2	112.9
1986 F	146.5	119.6	165.7	202.2	116.0	137.5	134.4	110.3	155.4	140.0	309.4	189.6	302.6	112.3
1986 M	148.6	119.7	166.6	203.9	121.0	138.7	135.3	111.6		145.0	345.3	192.0	308.4	113.7
1986 A	149.5	119.8	167.9	205.5	124.2	140.0	137.1	111.5		147.0	349.4	193.7	314.6	114.2
1986 M	149.9	120.0	168.7	206.4	124.5	140.9	138.1	111.3	156.8	146.0	350.6	194.3	317.8	113.6
1986 J	150.4	120.1	169.2	207.0	120.6	141.6	138.2	111.1		145.0	372.1	195.4	319.7	113.2

D2

CONSUMER PRICES

FOOTWEAR(INCL. REPAIRS)

PRIX A LA CONSOMMATION

CHAUSSURES(Y COMPRIS REPARATIONS)

	EUR10	BR DEUTSCH LAND	FRANCE	ITALIA	NEDER- LAND	BELGIQUE BELGIE	LUXEM- BOURG	UNITED KINGDOM	IRELAND	DANMARK	ELLAS	ESPAÑA	PORTU- GAL	USA
	PRICE INDICES				1980 = 100				INDICES DE PRIX					
1982 Ø	116.2	109.4	119.5	131.0	108.1	115.1	115.0	100.6	127.5	113.8	149.8	124.9	115.5	108.0
1983 Ø	124.9	112.8	131.1	149.5	104.7	122.0	121.9	101.7	131.5	116.7	192.6	140.0	134.7	108.7
1984 Ø	133.7	116.7	143.6	165.8	104.9	128.7	126.2	102.4	138.3	120.8	244.4	156.4	167.4	110.0
1985 Ø	142.9	120.6	154.4	183.0	109.0	134.6	131.4	105.0	147.5	127.6	298.7	174.7	202.8	111.4
1983 J	120.7	111.3	125.4	142.0	104.1	119.1	120.1	100.8		115.0	165.4	133.7	124.5	107.6
1983 F	121.3	111.7	126.0	142.6	105.5	120.0	120.2	101.7	129.9	115.0	160.7	134.3	126.8	108.0
1983 M	122.6	111.9	127.0	144.9	106.5	120.5	120.2	102.0		116.0	181.1	135.3	128.1	108.5
1983 A	123.4	112.1	128.3	146.9	106.2	121.5	121.0	102.2		117.0	181.8	137.3	129.2	109.0
1983 M	124.0	112.3	129.8	148.0	105.8	122.0	121.4	102.1	131.5	117.0	183.0	138.6	130.8	109.3
1983 J	124.7	112.4	130.7	148.5	105.4	122.3	121.6	102.5		117.0	199.2	139.7	132.6	108.6
1983 J	124.5	112.7	131.4	148.8	98.8	122.3	121.8	101.3		115.0	199.2	139.9	133.8	107.1
1983 A	124.4	113.1	131.8	149.1	99.7	122.4	122.1	101.2	131.0	116.0	182.6	140.1	134.7	108.1
1983 S	126.0	113.7	133.4	151.6	101.9	122.6	122.1	101.5		117.0	199.5	141.6	137.5	109.3
1983 O	128.0	114.0	135.5	155.0	107.6	123.3	123.4	101.6		118.0	214.6	144.2	142.5	109.6
1983 N	129.2	114.5	136.7	157.9	108.0	123.7	124.2	101.6	133.7	118.0	219.8	147.0	146.6	109.9
1983 D	129.6	114.5	137.7	158.5	107.5	124.0	124.3	101.7		119.0	224.1	147.9	149.7	109.2
1984 J	129.6	114.9	138.6	159.0	101.1	125.8	124.6	100.7		118.0	224.6	148.7	151.3	108.6
1984 F	130.1	115.2	139.2	159.4	102.3	126.2	124.6	102.1	135.9	118.0	219.3	149.2	154.6	108.4
1984 M	131.1	115.6	140.2	160.8	105.0	127.3	124.6	102.6		119.0	223.8	150.1	156.5	109.1
1984 A	132.2	115.9	141.5	163.0	105.9	128.0	125.6	102.5		119.0	234.5	152.5	160.1	109.7
1984 M	132.7	116.1	142.5	163.8	106.3	128.2	126.4	102.5	137.7	119.0	235.5	154.5	161.9	110.4
1984 J	133.4	116.2	143.1	164.7	106.0	128.6	126.4	103.1		119.0	247.2	155.2	168.0	110.1
1984 J	133.0	116.4	143.5	165.1	98.3	128.8	126.4	102.1		119.0	244.9	156.0	169.6	109.3
1984 A	133.1	116.7	144.0	165.2	99.3	128.8	126.4	102.9	139.2	121.0	229.3	156.3	172.2	109.1
1984 S	134.8	117.5	145.4	167.9	103.0	129.7	126.4	102.4		124.0	246.9	158.9	173.4	110.9
1984 O	137.2	118.1	147.2	171.9	110.6	130.1	127.6	102.6		124.0	274.6	162.6	177.3	111.9
1984 N	138.1	118.6	148.7	173.6	111.4	131.4	127.6	102.6	140.3	124.0	275.4	165.1	180.8	111.9
1984 D	138.7	118.8	149.5	174.9	110.1	131.8	127.6	103.1		125.0	277.1	167.2	183.4	111.1
1985 J	138.6	119.0	150.0	175.3	104.3	132.1	127.6	102.7		124.0	275.3	168.3	184.8	109.6
1985 F	138.8	119.4	150.0	176.0	105.0	132.2	127.6	103.2	141.0	126.0	266.0	169.1	187.9	110.4
1985 M	140.2	119.9	151.3	177.9	108.2	132.8	127.6	104.0		126.0	278.0	170.3	192.7	112.0
1985 A	141.4	120.1	152.4	180.7	109.0	133.6	129.7	104.1		127.0	283.3	175.1	196.3	112.0
1985 M	142.0	120.3	153.5	181.8	109.8	133.9	131.2	103.8	148.4	127.0	287.8	172.4	200.8	112.0
1985 J	142.6	120.4	154.2	182.3	110.0	134.2	131.8	104.2		127.0	300.1	173.1	202.0	112.0
1985 J	142.4	120.5	154.6	182.7	103.5	134.3	131.8	104.0		126.0	298.1	173.3	203.7	111.1
1985 A	142.5	120.7	154.8	182.9	103.4	134.4	131.8	105.5	148.9	129.0	279.2	173.6	203.6	110.5
1985 S	144.1	121.1	156.0	185.0	106.7	135.3	132.0	106.5		129.0	301.3	176.3	207.9	110.8
1985 O	146.7	121.4	157.4	188.9	114.3	136.7	134.4	107.4		130.0	337.4	179.5	213.2	111.5
1985 N	147.7	121.9	158.8	190.8	114.1	137.6	135.3	107.6	151.9	130.0	338.5	182.2	219.7	113.2
1985 D	148.3	122.1	159.8	191.8	119.4	138.1	136.5	107.0		130.0	339.5	183.6	221.4	112.0
1986 J	146.9	122.2	160.0	193.2	105.5	138.2	136.5	100.3		128.0	335.9	184.6	224.0	109.9
1986 F	148.3	122.4	160.3	194.3	106.5	138.5	136.5	107.8	152.8	131.0	322.8	185.5	224.9	109.2
1986 M	149.8	122.5	160.7	196.4	110.3	139.3	136.5	108.6		132.0	348.7	187.4	229.9	110.4
1986 A	150.3	122.7	161.7	197.8	111.2	140.0	137.5	107.4		132.0	350.3	189.1	232.3	111.1
1986 M	151.1	122.7	162.5	199.5	111.4	140.8	138.6	108.9	153.9	133.0	350.8	189.9	233.4	111.1
1986 J	152.0	122.8	163.3	200.6	109.9	141.3	138.6	108.9		133.0	376.4	190.8	236.3	110.9

CONSUMER PRICES

RENT, HEATING AND LIGHTING (1)

PRIX A LA CONSOMMATION

LOYERS, CHAUFFAGE ET ECLAIRAGE (1)

	EUR10	BR DEUTSCH LAND	FRANCE	ITALIA	NEDER- LAND	BELGIQUE BELGIE	LUXEM- BOURG	UNITED KINGDOM	IRELAND	DANMARK	ELLAS	ESPANA	PORTU- GAL	USA
	PRICE INDICES				1980 = 100				INDICES DE PRIX					
1982 J	131.4	114.6	133.1	143.2	121.3	128.8	125.4	144.3	140.6	128.1	150.5	133.7	154.0	119.5
1983 J	142.6	118.3	147.0	170.1	128.4	135.6	139.5	155.1	149.7	135.5	171.9	146.7	213.1	122.7
1984 J	152.8	122.7	158.6	198.8	134.3	144.2	144.9	162.3	160.9	142.1	196.5	160.0	293.6	127.8
1985 J	161.5	126.8	169.2	213.3	139.0	150.6	151.6	172.6	174.4	148.8	230.0	170.2	348.6	133.0
1983 J	139.0	117.1	141.7	161.9	126.1	134.0	134.1	151.9		135.0	163.5	142.6	169.5	120.8
1983 F	138.9	116.6	142.1	162.2	126.0	133.3	133.4	151.6	143.7	134.0	164.4	143.4	193.5	121.0
1983 M	138.8	116.2	142.3	161.6	125.9	133.2	133.5	151.7		133.0	170.1	143.8	193.5	121.0
1983 A	141.0	116.9	146.0	163.5	126.1	131.5	132.7	156.6		133.0	170.8	144.3	199.6	121.7
1983 M	141.4	117.2	146.5	165.0	126.1	132.4	132.6	155.7	147.6	136.0	171.4	144.8	199.6	122.2
1983 J	141.6	117.7	146.7	165.2	126.1	134.2	132.7	155.5		135.0	171.9	145.2	199.6	122.7
1983 J	142.7	118.3	147.8	167.7	130.8	135.3	137.1	155.6		135.0	172.3	145.5	214.8	123.3
1983 A	143.4	119.4	148.0	168.0	130.8	137.8	137.1	156.0	152.4	135.0	173.2	147.0	227.2	123.4
1983 S	144.1	119.8	148.8	170.4	130.7	138.6	138.2	156.2		136.0	173.7	148.8	234.0	124.0
1983 O	146.3	119.6	151.0	184.2	130.6	137.7	138.9	156.7		136.0	173.8	150.5	234.3	124.1
1983 N	147.0	120.4	151.2	185.9	130.7	139.5	139.1	156.8	155.2	139.0	174.1	151.0	246.0	124.2
1983 D	147.2	120.6	151.4	186.2	130.7	139.5	139.6	156.9		139.0	174.4	153.1	246.0	124.4
1984 J	148.9	121.3	152.9	193.6	132.6	141.9	141.8	157.0		140.0	179.0	156.2	246.2	125.1
1984 F	149.9	121.6	154.9	195.0	132.6	143.6	145.2	157.5	158.0	140.0	184.2	157.3	261.2	125.7
1984 M	150.3	121.3	156.5	196.1	132.7	142.5	143.3	157.7		139.0	191.4	157.8	288.1	125.9
1984 A	152.2	121.7	157.4	198.7	132.8	143.0	143.7	163.9		139.0	192.8	159.4	288.1	126.6
1984 M	152.2	121.8	157.4	198.2	132.8	143.5	143.8	163.1	159.1	142.0	193.7	159.9	288.1	127.1
1984 J	152.5	122.2	157.7	198.0	132.8	144.0	142.6	163.4		143.0	194.5	160.4	288.1	127.7
1984 J	153.1	122.3	158.9	198.6	135.7	143.2	144.1	163.6		142.0	199.4	160.7	308.1	128.4
1984 A	153.5	122.6	159.6	199.2	135.7	143.6	144.4	163.7	160.1	142.0	202.3	160.9	310.9	129.0
1984 S	154.0	123.4	160.0	199.3	135.7	145.1	144.6	163.7		143.0	204.4	161.2	310.9	129.7
1984 O	155.5	124.7	162.2	203.0	135.9	146.5	148.4	164.1		144.0	204.8	161.6	310.9	129.6
1984 N	155.9	124.7	162.9	203.1	135.9	146.9	148.3	164.6	166.3	146.0	205.3	162.0	310.9	129.5
1984 D	156.0	124.9	163.0	202.7	135.9	146.9	148.2	165.3		145.0	205.9	162.3	310.9	129.6
1985 J	157.7	125.9	165.3	206.7	137.4	149.1	148.5	165.4		146.0	217.0	165.7	323.5	129.9
1985 F	158.7	126.6	166.9	208.9	137.5	151.5	151.0	165.6	171.4	147.0	219.7	167.6	332.7	130.5
1985 M	159.9	127.3	168.6	212.2	137.7	152.7	154.7	166.1		148.0	220.5	168.5	350.2	130.9
1985 A	161.8	126.6	170.5	214.3	137.6	151.2	157.1	173.2		148.0	221.7	169.3	350.9	131.4
1985 M	161.6	126.2	170.1	213.3	137.6	150.0	152.5	173.7	176.1	150.0	223.5	169.7	350.9	132.4
1985 J	161.3	126.0	169.3	212.2	137.6	149.6	152.5	174.6		149.0	224.0	170.3	350.9	133.1
1985 J	161.9	126.3	169.9	212.2	140.5	150.0	153.2	174.9		149.0	225.6	170.8	350.9	133.6
1985 A	161.8	126.6	169.4	211.9	140.5	149.9	147.4	174.7	175.3	148.0	231.5	171.0	350.9	135.6
1985 S	162.4	127.5	169.0	212.9	140.5	151.4	147.5	175.4		149.0	237.2	171.6	350.9	134.4
1985 O	163.2	127.3	170.3	217.7	140.5	150.9	151.7	175.5		150.0	237.8	172.2	350.9	134.6
1985 N	163.8	127.8	170.5	218.8	140.2	151.5	151.8	176.0	175.0	151.0	244.6	172.5	356.8	134.9
1985 D	163.6	127.2	170.1	219.1	140.1	149.7	152.0	176.4		151.0	256.3	172.8	363.9	135.2
1986 J	163.6	126.5	170.0	220.2	140.7	149.0	148.3	176.4		151.0	268.8	176.7	381.7	135.5
1986 F	162.3	125.6	167.7	216.6	140.5	148.2	143.2	176.5	177.4	149.0	270.0	177.8	381.7	135.4
1986 M	162.3	125.4	168.3	216.0	140.1	148.8	137.4	176.5		149.0	268.4	178.4	381.9	135.6
1986 A	163.9	124.9	168.5	216.0	140.1	144.7	133.4	185.1		156.0	271.2	179.1	382.2	136.0
1986 M	163.2	123.9	167.9	216.0	139.7	142.2	130.7	184.5	173.8	158.0	272.1	180.0	368.8	136.2
1986 J	162.5	123.2	166.6	214.7	139.5	141.1	125.5	184.6		156.0	273.9	180.3	368.8	137.2

- 1) Excluding rents for Luxembourg and Portugal
 2) Imputed rent of owner occupied dwellings not covered for Ireland

- 1) Sans loyers pour le Luxembourg et le Portugal
 2) Ne couvre pas les loyers fictifs des habitations occupées par le propriétaire pour l'Irlande

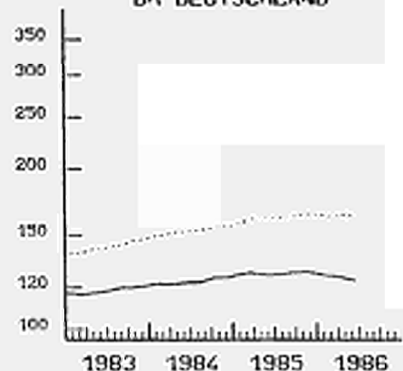
VERBRAUCHERPREISE
MIETE, HEIZUNG, BELEUCHTUNG

CONSUMER PRICES
RENT, FUEL, POWER

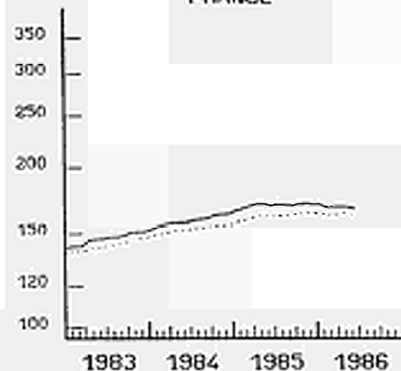
PRIX A LA CONSOMMATION
LOGEMENT, CHAUFFAGE, ECLAIRAGE

1980 = 100

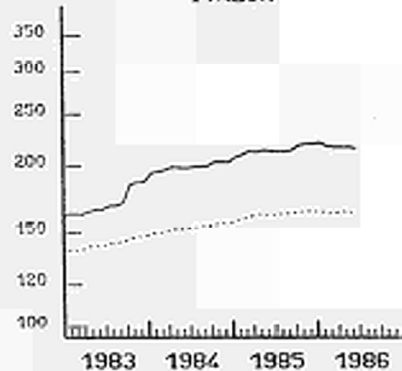
BR DEUTSCHLAND



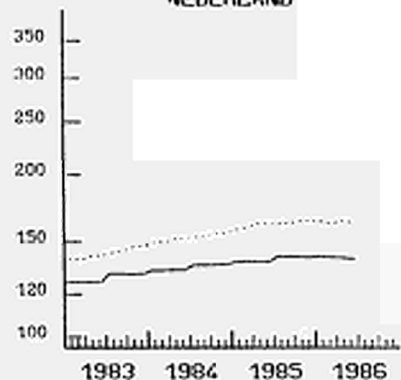
FRANCE



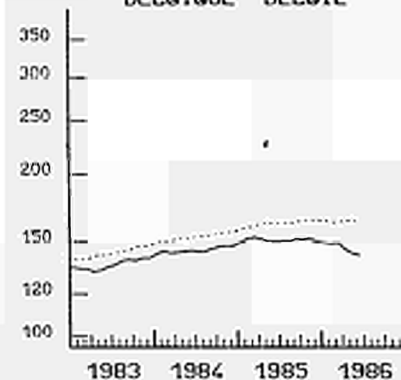
ITALIA



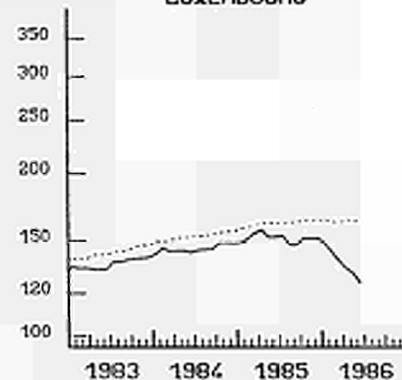
NEDERLAND



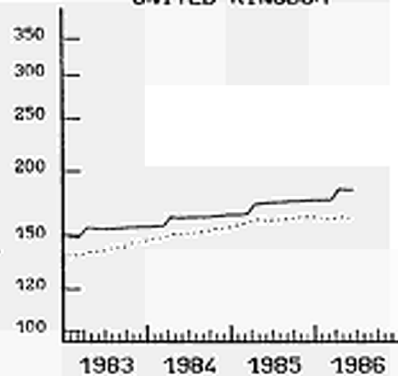
BELGIQUE BELGIE



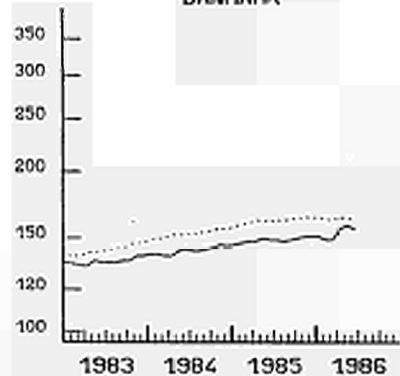
LUXEMBOURG



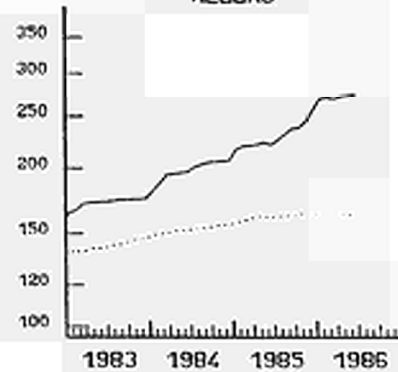
UNITED KINGDOM



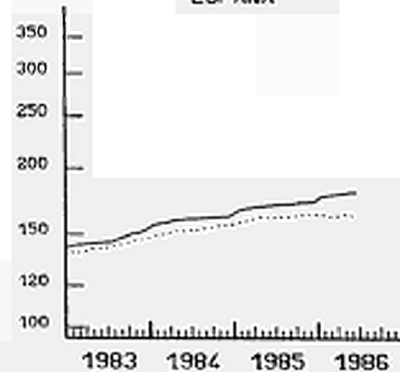
DANMARK



HELLAS



ESPANA



CONSUMER PRICES

RENTS AND WATER CHARGES (1),(2),(3)

PRIX A LA CONSOMMATION

LOYERS ET CHARGES D'EAU (1),(2),(3)

	EUR10	BR DEUTSCH LAND	FRANCE	ITALIA	NEDER- LAND	BELGIQUE BELGIE	LUXEM- BOURG	UNITED KINGDOM	IRELAND	DANMARK	ELLAS	ESPANA	PORTU- GAL	USA	
	PRICE INDICES							1980 = 100	INDICES DE PRIX						
1982 Ø	128.4	109.7	125.4	135.0	114.6	116.4	:	149.3	125.5	118.3	153.5	125.4	:	119.6	
1983 Ø	140.6	115.6	137.9	160.4	122.4	126.3	:	160.5	134.6	129.5	172.2	136.0	:	122.4	
1984 Ø	153.0	120.0	148.9	196.2	127.9	132.5	:	170.3	148.8	139.8	198.3	146.2	:	128.4	
1985 Ø	162.4	123.9	158.7	207.9	131.9	136.1	:	184.1	156.6	147.0	230.1	154.1	:	135.6	
1983 J	135.0	113.2	132.2	149.8	119.2	123.6	:	153.9		124.0	166.4	130.3	:	120.1	
1983 F	135.5	113.8	133.4	150.3	119.2	124.5	:	154.0	126.7	124.0	167.2	131.2	:	120.4	
1983 M	136.0	114.4	134.4	150.5	119.2	124.6	:	154.0		125.0	169.8	133.4	:	120.4	
1983 A	139.4	114.9	136.4	153.4	119.3	125.3	:	163.3		125.0	171.2	133.9	:	121.3	
1983 M	139.7	115.3	136.7	153.9	119.3	125.9	:	162.5	131.2	131.0	171.9	134.6	:	121.7	
1983 J	139.8	115.5	136.9	153.9	119.3	126.3	:	162.3		131.0	172.6	135.1	:	122.0	
1983 J	141.1	115.9	139.0	156.4	125.6	127.1	:	162.4		131.0	173.3	135.5	:	122.6	
1983 A	141.2	116.2	139.1	156.8	125.6	127.2	:	162.3	137.0	131.0	173.9	136.8	:	123.0	
1983 S	141.4	116.6	139.4	156.9	125.6	127.4	:	162.3		131.0	174.6	139.1	:	123.7	
1983 O	145.8	116.9	142.1	180.7	125.6	127.8	:	163.1		131.0	174.9	140.4	:	124.2	
1983 N	146.0	117.2	142.3	181.2	125.6	128.0	:	162.8	143.5	135.0	175.3	141.0	:	124.6	
1983 D	146.2	117.4	142.4	181.4	125.6	128.3	:	162.9		135.0	175.7	141.3	:	124.9	
1984 J	148.3	118.0	144.2	190.9	125.8	128.6	:	162.9		136.0	182.6	141.8	:	125.4	
1984 F	148.6	118.3	145.0	191.1	125.8	130.3	:	163.0	147.2	136.0	184.1	143.5	:	125.7	
1984 M	149.0	118.7	145.8	191.1	125.9	130.5	:	163.0		136.0	188.6	145.0	:	126.2	
1984 A	153.0	119.1	147.5	195.7	125.9	130.5	:	174.2		136.0	189.8	145.5	:	127.0	
1984 M	152.9	119.4	147.8	196.0	126.0	131.0	:	172.2	147.8	141.0	191.4	146.0	:	127.4	
1984 J	153.4	119.8	149.3	196.2	126.0	131.1	:	172.1		141.0	192.7	146.6	:	127.9	
1984 J	154.1	119.9	149.7	197.4	129.8	135.4	:	172.3		141.0	201.1	146.8	:	128.8	
1984 A	154.5	120.4	150.2	197.6	129.8	135.5	:	172.4	148.3	141.0	205.9	147.0	:	129.4	
1984 S	154.7	120.9	150.6	197.6	129.8	136.2	:	172.4		141.0	209.6	147.3	:	130.1	
1984 O	155.7	121.5	152.3	199.9	129.9	136.4	:	172.5		141.0	210.3	147.9	:	130.6	
1984 N	155.8	121.9	152.4	200.2	129.9	132.0	:	172.6	151.8	143.0	211.0	148.4	:	131.0	
1984 D	156.2	122.1	152.6	200.2	130.0	132.1	:	173.5		144.0	212.2	148.7	:	131.4	
1985 J	157.2	122.5	154.6	202.0	130.0	134.3	:	173.6		144.0	218.1	151.3	:	131.8	
1985 F	157.4	122.8	154.8	202.3	130.0	135.4	:	173.6	151.8	144.0	218.7	151.8	:	132.5	
1985 M	157.6	123.2	155.0	202.4	130.0	135.6	:	173.6		144.0	220.8	152.2	:	132.9	
1985 A	161.7	123.4	157.5	204.8	130.1	135.5	:	185.7		144.0	222.8	153.1	:	133.4	
1985 M	162.1	123.6	157.8	205.2	130.1	135.4	:	186.1	157.3	148.0	225.9	153.6	:	134.7	
1985 J	162.6	123.8	158.0	205.2	130.1	135.5	:	187.5		148.0	226.7	154.0	:	135.3	
1985 J	163.8	124.1	159.9	207.7	133.8	136.2	:	187.9		148.0	229.3	154.2	:	136.0	
1985 A	163.9	124.3	160.0	207.9	133.8	136.4	:	187.9	157.9	148.0	229.7	154.4	:	137.0	
1985 S	164.0	124.5	160.2	207.9	133.8	136.6	:	187.9		148.0	234.3	155.0	:	137.3	
1985 O	165.8	124.7	162.0	216.2	133.8	137.0	:	188.0		148.0	235.4	155.8	:	138.1	
1985 N	166.1	124.8	162.1	216.5	133.9	137.3	:	188.3	159.5	150.0	246.8	156.6	:	138.9	
1985 D	166.5	125.0	162.2	216.5	133.9	137.5	:	189.0		150.0	252.2	157.2	:	139.3	
1986 J	167.8	125.3	164.1	220.8	134.0	138.8	:	189.1		150.0	265.4	159.1	:	139.8	
1986 F	168.1	125.6	164.4	221.2	134.0	140.2	:	189.1	160.6	150.0	267.4	160.7	:	140.1	
1986 M	168.2	125.8	164.7	221.4	134.0	140.2	:	189.2		150.0	267.8	162.0	:	140.9	
1986 A	173.7	126.0	166.7	224.1	134.0	140.2	:	206.7		150.0	277.3	163.6	:	142.0	
1986 M	173.9	126.1	166.8	224.5	134.0	140.3	:	206.4	161.3	154.0	278.8	164.3	:	142.3	
1986 J	174.0	126.3	167.0	224.5	134.1	140.3	:	206.4		154.0	281.9	164.6	:	142.6	

- 1) Not available for Luxembourg and Portugal
- 2) Imputed rent of owner occupied dwellings not covered for Ireland

- 1) Pas disponible pour le Luxembourg et le Portugal
- 2) Ne couvre pas les loyers fictifs des habitations occupées par le propriétaire pour l'Irlande

CONSUMER PRICES
HOUSEHOLD GOODS AND SERVICES

PRIX A LA CONSOMMATION
BIENS ET SERVICES DE MENAGE

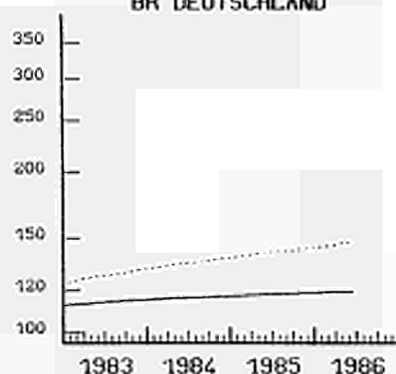
	EUR10	BR DEUTSCH LAND	FRANCE	ITALIA	NEDER- LAND	BELGIE BELGIE	LUXEM- BOURG	UNITED KINGDOM	IRELAND	DANMARK	ELLAS	ESPANA	PORTU- GAL	USA
	PRICE INDICES				1980 = 100				INDICES DE PRIX					
1982 B	119.5	110.6	125.1	136.6	109.3	108.7	115.3	114.4	132.8	122.7	148.3	127.8	140.1	113.3
1983 B	127.8	113.7	136.5	153.1	110.1	118.5	125.4	120.0	144.8	129.8	176.8	143.8	172.1	115.9
1984 B	134.9	115.9	146.1	169.0	111.9	125.2	132.7	125.0	154.2	137.8	221.8	159.5	225.5	117.9
1985 B	141.5	117.7	154.0	184.1	112.9	131.5	136.8	131.2	158.3	145.3	267.2	173.6	267.5	120.1
1983 J	123.8	112.3	130.2	146.4	109.6	114.7	120.2	117.4		127.0	162.3	135.3	153.0	114.6
1983 F	124.9	112.6	131.6	148.9	109.7	116.3	122.2	118.1	138.9	127.0	165.1	137.2	156.3	115.1
1983 M	125.7	112.9	133.0	149.5	109.9	117.0	123.1	118.5		128.0	177.7	139.3	159.3	115.5
1983 A	126.4	113.0	134.4	150.1	110.0	117.8	123.1	119.3		128.0	182.9	141.4	161.5	116.2
1983 M	127.3	113.4	135.5	152.3	110.1	118.3	123.8	119.8	144.4	129.0	186.6	142.5	163.5	115.9
1983 J	127.7	113.5	136.4	152.4	110.1	118.8	126.2	120.1		130.0	189.6	143.9	165.7	116.0
1983 J	128.1	113.9	137.4	152.6	109.7	119.1	125.9	120.2		130.0	191.5	145.0	168.5	116.1
1983 A	128.5	114.2	138.2	153.7	110.2	119.2	126.7	120.3	146.8	130.0	181.0	145.3	171.2	115.7
1983 S	129.1	114.4	139.1	154.2	110.4	119.5	127.3	120.8		131.0	195.4	146.8	174.6	116.1
1983 O	129.6	114.6	139.9	154.7	110.4	120.0	127.9	121.3		132.0	198.5	148.5	180.0	116.4
1983 N	130.9	114.8	140.7	161.0	110.5	120.6	129.1	121.7	149.1	133.0	201.5	149.8	184.5	116.6
1983 D	131.2	114.8	141.2	161.5	110.7	121.3	129.4	122.1		133.0	202.5	150.7	189.8	116.9
1984 J	131.7	115.0	141.8	162.1	111.1	122.3	129.7	122.1		133.0	206.8	152.3	194.0	116.9
1984 F	132.4	115.3	142.5	164.7	111.5	123.1	130.6	123.1	151.4	134.0	196.3	153.8	197.9	116.9
1984 M	133.2	115.5	143.6	165.4	111.7	123.7	131.6	123.3		136.0	213.2	155.5	202.7	117.3
1984 A	133.9	115.7	144.6	166.0	111.9	124.2	132.3	124.4		137.0	216.0	157.1	207.3	117.8
1984 M	134.5	115.8	145.4	167.9	112.1	124.5	132.8	124.7	152.9	137.0	221.1	158.2	211.1	117.8
1984 J	134.8	115.9	146.0	168.4	112.1	125.1	132.9	124.8		138.0	221.5	159.2	215.3	117.8
1984 J	135.1	116.0	146.6	168.8	111.6	125.6	132.9	125.0		138.0	223.4	160.7	220.6	117.6
1984 A	135.4	116.1	147.2	169.9	111.8	125.8	133.2	125.5	155.1	139.0	214.8	161.0	223.9	117.7
1984 S	136.2	116.2	148.0	171.1	111.9	126.3	133.5	126.1		140.0	231.6	162.4	227.0	118.7
1984 O	136.7	116.3	148.7	172.2	112.1	126.5	133.6	126.5		140.0	235.2	163.8	232.4	118.8
1984 N	137.5	116.5	149.2	175.5	112.3	127.4	134.4	126.9	157.4	141.0	238.3	164.8	237.9	118.7
1984 D	137.8	116.5	149.7	176.6	112.3	127.9	134.7	127.1		141.0	243.2	165.5	243.6	118.7
1985 J	138.2	116.7	150.3	176.6	112.1	128.4	134.8	127.3		142.0	246.0	167.0	247.5	118.7
1985 F	138.9	116.9	150.9	179.9	112.4	129.2	135.3	128.1	157.7	143.0	241.2	168.2	250.8	119.7
1985 M	139.7	117.2	151.7	180.6	112.6	129.7	135.4	129.1		144.0	252.5	169.6	256.8	120.0
1985 A	140.4	117.4	152.8	181.3	112.8	130.2	136.4	130.3		145.0	256.4	171.7	260.6	120.5
1985 M	141.1	117.6	153.4	183.5	112.9	130.8	136.7	131.0	157.2	145.0	260.5	172.5	263.4	120.4
1985 J	141.5	117.7	153.9	184.1	113.0	131.4	136.7	131.6		145.0	265.3	173.2	266.5	120.1
1985 J	141.7	117.8	154.4	184.4	112.8	131.8	136.9	131.4		146.0	267.2	174.0	268.8	119.9
1985 A	142.1	118.0	154.8	185.5	113.1	132.3	137.2	132.1	158.5	146.0	257.1	174.4	272.9	120.1
1985 S	142.7	118.1	155.5	186.2	113.2	132.9	137.8	132.7		146.0	276.6	176.5	274.9	120.1
1985 O	143.3	118.2	156.1	187.2	113.4	133.4	138.0	133.1		147.0	284.9	177.8	277.3	120.3
1985 N	144.1	118.5	156.7	189.9	113.5	133.8	138.2	133.8	159.8	147.0	293.3	178.6	281.1	120.6
1985 D	144.3	118.4	157.1	190.3	113.6	134.2	138.2	133.9		147.0	305.3	179.9	282.8	120.7
1986 J	144.7	118.5	157.6	190.2	113.8	134.7	138.8	133.7		148.0	319.0	183.2	284.3	120.9
1986 F	145.0	118.8	158.1	192.6	114.1	135.3	140.5	135.0	160.5	148.0	313.1	185.2	292.6	121.0
1986 M	145.5	118.9	158.9	193.1	114.2	135.8	141.5	135.3		149.0	335.0	188.3	296.1	121.4
1986 A	146.6	119.0	159.8	193.7	114.4	136.3	141.7	134.6		149.0	341.2	189.6	298.5	121.3
1986 M	147.0	118.9	160.4	195.7	114.5	136.8	141.9	134.7	162.0	150.0	343.6	190.2	302.3	121.5
1986 J	147.6	119.0	160.9	196.3	114.5	137.3	142.4	136.1		150.0	347.8	191.5	305.4	121.6

VERBRAUCHERPREISE
WAREN U. DIENSTEN FÜR DEN HAUSHALT

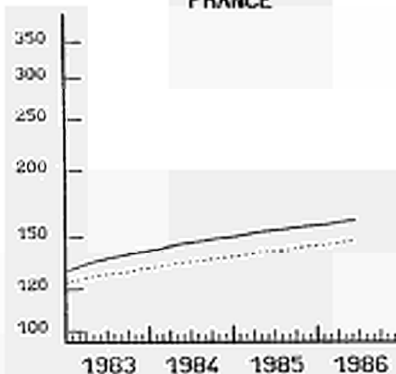
CONSUMER PRICES
HOUSEHOLD GOODS AND SERVICES
1960 = 100

PRIX A LA CONSOMMATION
BIENS ET SERVICES POUR LE MENAGE

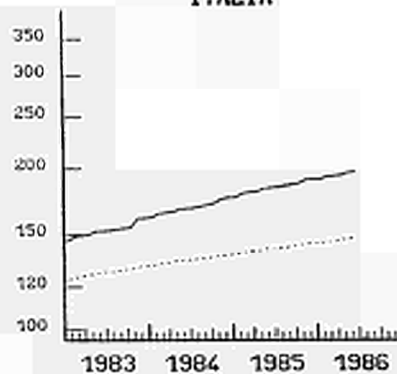
BR DEUTSCHLAND



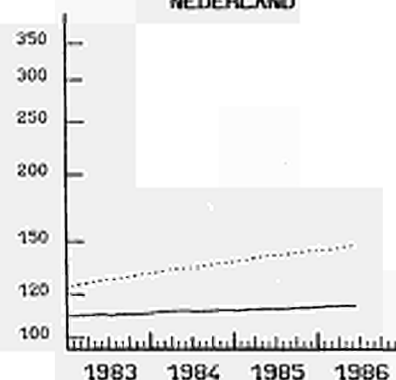
FRANCE



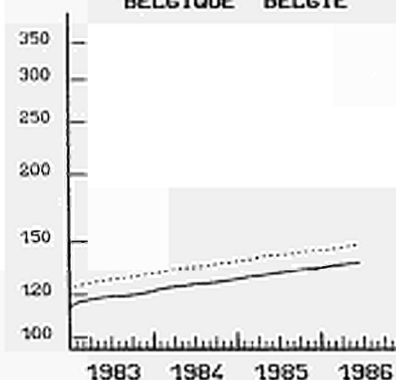
ITALIA



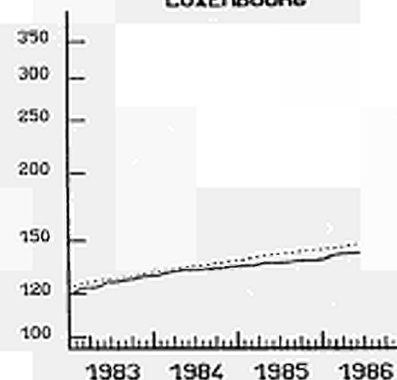
NEDERLAND



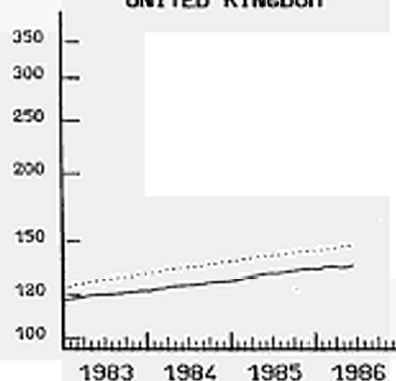
BELGIQUE BELGIE



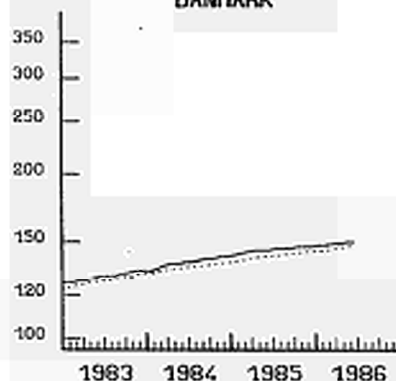
LUXEMBOURG



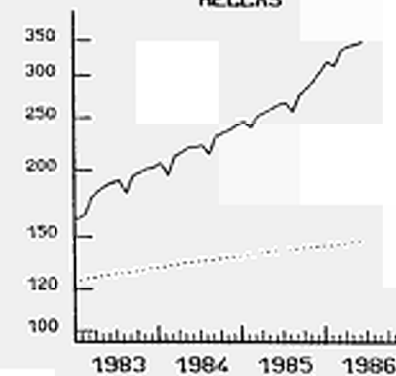
UNITED KINGDOM



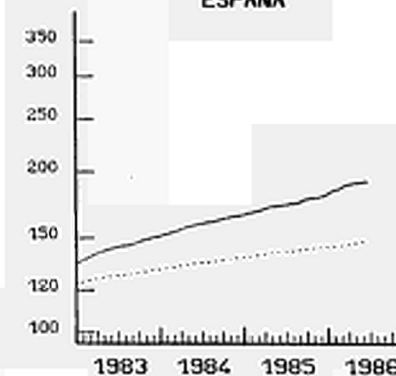
DANMARK



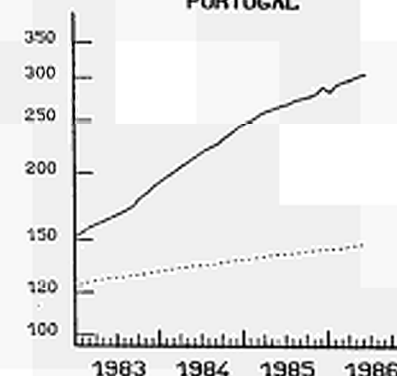
HELLAS



ESPANA



PORTUGAL



EINFACH-LOGARITHMISCHE SKALA

EUR 10
SEMI-LOGARITHMIC SCALE

ECHELLE SEMI-LOGARITHMIQUE

F1

CONSUMER PRICES

FURNITURE, FLOORCOVERINGS, HOUSEHOLD TEXTILES

PRIX A LA CONSOMMATION

MEUBLES, REVETMENTS DE SOL, TEXTILE DE MENAGE

	EUR10	BR DEUTSCH LAND	FRANCE	ITALIA	NEDER- LAND	BELGIQUE BELGIE	LUXEM- BOURG	UNITED KINGDOM	IRELAND	DANMARK	ELLAS	ESPANA	PORTU- GAL	USA
	PRICE INDICES							1980 = 100	INDICES DE PRIX					
1982 J	117.3	111.7	123.4	136.5	109.7	107.9	115.4	106.5	128.5	120.1	144.7	126.2	149.5	113.6
1983 J	125.4	115.0	134.7	152.8	109.9	116.1	126.2	109.2	138.0	127.5	185.9	141.8	178.5	117.3
1984 J	132.8	117.4	143.9	167.3	111.7	121.8	133.0	114.4	145.9	135.4	225.4	156.4	217.3	120.8
1985 J	139.9	119.4	151.9	181.8	112.7	125.4	137.5	119.4	154.1	143.6	275.3	169.2	255.4	112.2
1983 J	120.9	113.4	128.7	146.4	109.4	112.5	120.3	106.6		124.7	155.8	133.2	165.4	114.5
1983 F	122.1	113.8	130.0	148.9	109.5	114.1	123.2	107.9	132.7	124.9	161.2	135.8	169.9	116.1
1983 M	123.5	114.1	131.2	149.5	109.7	114.7	124.9	108.7		125.9	179.6	138.1	172.2	117.2
1983 A	124.2	114.4	132.6	150.1	109.8	115.5	124.0	108.9		126.7	184.0	139.2	172.4	118.5
1983 M	125.1	114.8	133.7	152.3	109.9	116.1	125.1	109.5	137.7	126.7	187.0	140.2	173.0	117.9
1983 J	125.6	114.8	134.9	152.4	109.9	116.4	125.2	109.6		127.5	189.7	142.2	175.0	117.4
1983 J	125.9	115.3	135.7	152.6	109.3	116.7	126.5	108.7		127.5	191.4	142.7	177.9	117.6
1983 A	125.9	115.5	136.4	153.7	110.2	116.7	127.9	109.0	140.1	127.7	178.1	143.0	181.1	116.5
1983 S	127.0	115.7	137.2	154.2	110.2	116.9	128.6	109.7		128.5	195.7	144.6	183.9	118.0
1983 O	127.5	115.9	137.8	154.7	110.3	117.3	128.7	110.0		129.5	199.5	146.0	186.3	117.3
1983 N	128.5	116.1	138.6	159.3	110.4	117.7	129.4	110.5	141.4	130.3	204.0	147.8	190.3	118.1
1983 D	128.9	116.2	139.2	159.6	110.6	118.1	130.1	111.2		130.3	205.0	148.8	194.7	118.6
1984 J	129.3	116.4	139.8	159.8	111.0	118.0	130.5	111.0		131.3	209.3	149.8	198.3	117.4
1984 F	129.7	116.8	140.4	163.2	111.3	118.6	131.0	112.6	143.1	132.1	196.2	151.0	201.2	117.9
1984 M	131.0	117.1	141.6	163.5	111.5	119.1	131.7	113.3		133.7	216.3	152.0	207.1	119.4
1984 A	131.5	117.3	142.6	164.1	111.9	119.5	132.5	112.7		133.9	219.5	154.2	210.1	120.3
1984 M	132.4	117.3	143.3	166.8	112.2	119.9	133.0	113.2	144.0	134.7	227.1	155.4	212.1	121.0
1984 J	132.7	117.4	143.9	166.9	112.1	120.4	133.2	114.5		134.7	225.5	156.4	215.6	120.3
1984 J	133.1	117.5	144.4	167.1	111.4	124.5	133.3	114.5		135.7	226.7	157.3	219.2	119.5
1984 A	133.2	117.5	145.0	168.5	111.6	125.1	133.5	116.1	147.2	136.5	213.9	157.7	221.4	120.7
1984 S	134.4	117.7	145.7	169.0	111.7	125.3	133.6	116.6		137.5	235.3	159.0	223.4	123.8
1984 O	134.9	117.8	146.1	169.8	112.1	126.1	133.8	115.8		138.3	243.6	160.3	229.0	123.7
1984 N	135.4	118.0	146.8	174.3	112.1	122.3	134.9	116.4	149.5	138.5	242.3	161.4	233.6	122.9
1984 D	135.9	118.0	147.4	174.7	112.1	122.7	134.9	116.4		138.5	249.3	162.1	236.7	122.3
1985 J	136.1	118.3	148.0	174.8	111.6	122.9	135.2	115.6		139.3	251.2	163.1	237.6	111.0
1985 F	136.7	118.5	148.5	177.9	112.2	123.3	135.8	117.2	151.5	140.3	245.7	164.3	240.1	111.8
1985 M	137.9	118.9	149.5	178.3	112.3	123.7	135.8	118.0		142.1	261.1	166.0	246.5	112.2
1985 A	138.8	119.6	150.8	178.8	112.6	124.1	136.8	118.5		142.1	265.8	167.7	247.8	113.8
1985 M	139.4	119.3	151.5	181.3	112.8	124.5	137.1	119.1	153.8	143.6	269.3	168.5	249.8	113.0
1985 J	139.9	119.5	151.9	181.6	112.9	125.1	137.4	119.4		143.6	273.8	168.9	253.5	112.7
1985 J	139.9	119.6	152.4	181.7	112.5	125.3	137.8	118.7		143.8	274.2	169.3	257.5	111.8
1985 A	140.0	119.7	152.7	183.0	112.7	126.1	138.5	120.0	154.9	144.6	264.5	169.7	259.2	112.4
1985 S	141.2	119.8	153.4	183.4	112.8	126.6	138.8	120.7		145.6	285.1	171.5	262.5	111.6
1985 O	142.1	120.0	154.1	184.1	113.1	127.2	138.9	121.3		145.6	296.0	172.9	265.8	112.1
1985 N	143.1	120.1	154.7	188.0	113.3	127.6	138.9	122.1	156.4	145.8	302.7	173.7	271.1	112.3
1985 D	143.6	119.9	155.1	188.2	113.3	128.0	138.9	121.9		146.6	314.4	174.4	273.3	112.0
1986 J	144.1	120.0	155.7	188.9	113.6	128.3	139.9	120.8		146.6	324.7	178.4	280.9	112.3
1986 F	144.6	120.3	156.2	192.5	113.9	128.7	142.4	122.5	156.7	146.8	316.3	180.5	287.3	112.8
1986 M	145.8	120.5	157.1	192.9	114.0	129.2	144.3	123.1		147.8	335.0	182.3	288.7	113.9
1986 A	146.6	120.5	158.0	193.2	114.3	129.7	144.5	124.1		148.3	343.0	183.9	291.9	113.5
1986 M	147.3	120.2	158.8	195.8	114.4	130.3	144.6	125.3	157.4	148.3	345.9	184.6	295.6	113.6
1986 J	147.8	120.4	159.4	196.2	114.3	130.7	145.3	125.1		149.3	351.4	186.0	298.7	113.5

F2

CONSUMER PRICES

HOUSEHOLD APPLIANCES, UTENSILS AND SERVICES

PRIX A LA CONSOMMATION

APPAREILS, USTENSILES ET SERVICES DE MENAGE

	EUR10	BR DEUTSCH LAND	FRANCE	ITALIA	NEDER- LAND	BELGIQUE BELGIE	LUXEM- BOURG	UNITED KINGDOM	IRELAND	DANMARK	ELLAS	ESPANA	PORTU- GAL	USA	
	PRICE INDICES				1980 = 100				INDICES DE PRIX						
1982 Ø	119.8	109.2	126.9	136.6	108.7	109.4	114.5	116.0	135.7	125.0	155.5	129.7	131.2	114.6	
1983 Ø	128.7	112.0	138.3	155.3	110.4	120.5	126.1	121.5	149.4	132.1	194.6	146.1	161.1	117.8	
1984 Ø	136.1	114.0	148.3	170.1	112.0	131.2	134.7	125.8	159.8	140.3	231.1	163.2	218.7	119.3	
1985 Ø	142.7	115.5	156.0	185.6	113.3	136.4	138.4	131.3	161.1	146.9	272.0	179.0	278.0	120.6	
1983 J	124.2	110.8	131.8	146.6	110.0	116.4	120.8	118.9		128.6	169.7	137.8	142.5	116.9	
1983 F	125.4	111.0	133.3	149.8	110.1	118.1	121.3	119.5	143.2	128.9	171.9	138.9	144.9	117.0	
1983 M	126.3	111.2	134.9	150.9	110.2	118.9	122.3	119.8		129.7	183.9	140.6	148.4	117.5	
1983 A	127.2	111.4	136.1	151.9	110.3	119.6	123.3	120.8		130.7	190.0	143.9	152.5	117.8	
1983 M	128.0	111.7	137.2	154.1	110.4	120.1	124.5	121.3	149.0	131.2	193.1	145.1	155.6	117.5	
1983 J	128.6	111.8	138.0	155.0	110.3	120.7	125.6	121.7		132.2	197.1	146.0	158.0	117.9	
1983 J	129.2	112.2	139.1	156.2	110.3	121.0	127.2	121.9		131.9	199.2	147.6	160.7	118.2	
1983 A	129.6	112.4	139.9	157.2	110.4	121.2	128.2	122.1	151.4	132.4	195.6	148.0	162.9	117.7	
1983 S	130.3	112.7	140.9	158.1	110.7	121.5	128.9	122.4		133.4	204.3	149.3	166.9	117.9	
1983 O	131.0	112.8	142.0	159.0	110.5	122.2	129.5	123.1		134.9	207.6	151.3	175.0	118.4	
1983 N	131.9	113.1	142.9	162.2	110.8	122.9	130.4	123.4	154.2	135.4	211.0	152.2	179.8	118.4	
1983 D	132.3	113.2	143.3	162.7	110.9	123.8	130.9	123.7		135.7	212.4	153.0	185.9	118.7	
1984 J	132.7	113.3	143.9	163.5	111.4	125.5	131.0	123.5		136.1	216.4	155.2	190.7	118.8	
1984 F	133.3	113.4	144.6	165.6	111.7	126.6	132.4	124.2	157.0	136.9	208.2	157.0	195.5	119.0	
1984 M	134.1	113.6	145.7	166.5	112.0	127.4	133.8	124.1		138.1	222.3	158.3	199.4	119.2	
1984 A	134.9	113.8	146.7	167.2	111.9	127.9	134.4	125.8		139.6	225.4	160.5	205.3	119.6	
1984 M	135.4	113.9	147.4	168.5	112.0	128.2	134.9	126.0	159.0	139.9	228.3	161.5	210.5	119.3	
1984 J	135.7	113.9	148.1	169.3	112.0	128.8	135.0	125.7		140.4	230.9	162.7	215.4	119.4	
1984 J	136.5	114.1	148.8	170.0	111.9	135.8	135.0	125.8		140.9	233.5	164.7	222.2	119.0	
1984 A	136.8	114.1	149.5	170.8	111.9	136.4	135.1	126.0	160.5	141.4	228.2	165.1	226.5	119.0	
1984 S	137.6	114.2	150.3	172.5	112.2	136.9	135.7	126.4		141.7	240.3	166.5	230.5	119.6	
1984 O	138.2	114.4	151.2	173.7	112.3	137.4	135.7	127.2		142.4	243.7	168.0	235.9	119.3	
1984 N	138.6	114.7	151.7	176.3	112.4	131.6	136.1	127.4	162.7	143.2	246.7	169.0	242.2	119.4	
1984 D	138.9	114.6	152.1	176.9	112.5	132.1	136.8	127.6		143.4	249.7	169.6	250.3	119.7	
1985 J	139.4	114.7	152.7	177.7	112.8	132.7	136.7	128.0		144.1	253.0	171.7	256.8	120.0	
1985 F	140.2	114.9	153.3	181.2	112.7	133.9	137.1	128.3	161.9	144.9	249.8	172.9	260.9	120.7	
1985 M	140.8	115.0	153.9	182.1	112.9	134.4	137.4	129.3		145.9	258.2	174.0	266.7	120.6	
1985 A	141.5	115.1	154.8	182.8	113.0	135.0	138.2	130.4		146.4	262.4	176.5	272.7	120.9	
1985 M	142.2	115.3	155.4	184.9	113.1	135.8	138.7	131.1	159.5	147.0	266.7	177.4	276.3	120.9	
1985 J	142.7	115.4	155.9	185.7	113.0	136.4	138.5	131.7		147.1	270.5	178.4	278.9	120.5	
1985 J	143.0	115.5	156.4	186.2	113.3	136.9	138.5	131.5		147.1	272.6	179.6	279.9	120.3	
1985 A	143.0	115.8	156.9	187.1	113.5	137.4	138.7	132.0	160.9	147.1	250.3	180.1	286.0	120.4	
1985 S	144.1	115.9	157.6	188.1	113.7	138.0	138.9	132.6		147.6	281.9	182.6	286.9	120.5	
1985 O	144.6	116.0	158.1	189.2	113.9	138.5	139.3	132.9		148.2	288.2	183.8	288.5	120.8	
1985 N	145.4	116.4	158.6	191.1	113.9	138.8	139.7	133.6	162.0	148.2	298.9	184.5	291.0	121.0	
1985 D	145.9	116.4	159.0	191.6	113.9	139.3	139.7	133.7		148.4	311.5	186.3	291.6	121.2	
1986 J	146.3	116.5	159.5	191.2	114.1	139.9	139.9	133.4		148.4	329.5	189.1	288.4	121.0	
1986 F	146.8	116.7	159.9	192.9	114.4	140.6	140.5	134.3	163.0	148.6	326.5	191.1	298.5	121.1	
1986 M	147.7	116.8	160.7	193.5	114.5	141.2	140.3	135.1		150.2	348.5	195.1	303.7	121.1	
1986 A	147.8	116.9	161.4	194.2	114.6	141.6	140.4	133.0		150.7	353.4	196.1	305.5	121.4	
1986 M	148.4	117.0	161.9	196.0	114.7	142.2	140.9	133.1	165.0	151.2	356.6	195.6	309.3	121.5	
1986 J	149.1	117.2	162.4	196.6	114.7	142.8	141.2	135.4		151.2	359.8	197.8	312.3	121.7	

G

CONSUMER PRICES

TRANSPORT AND COMMUNICATIONS

PRIX A LA CONSOMMATION

TRANSPORTS ET COMMUNICATIONS

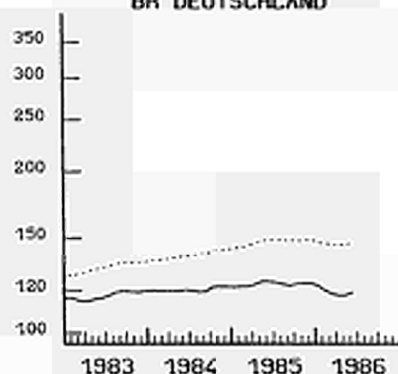
	EUR10	BR DEUTSCH LAND	FRANCE	ITALIA	NEDER- LAND	BELGIQUE BELGIE	LUXEM- BOURG	UNITED KINGDOM	IRELAND	DANMARK	ELLAS	ESPANA	PORTU- GAL	USA
	PRICE INDICES				1980 = 100				INDICES DE PRIX					
1982 B	122.4	112.6	127.1	137.4	112.3	120.7	121.4	120.5	149.7	125.4	131.0	131.4	157.9	116.7
1983 B	132.5	117.1	138.2	160.9	116.5	131.2	131.3	127.5	170.3	133.3	161.0	150.1	210.4	119.5
1984 B	139.7	120.1	148.8	178.1	120.1	134.4	140.4	130.6	183.0	139.5	177.1	165.0	257.9	124.8
1985 B	147.2	123.2	159.9	190.7	123.0	141.3	145.7	136.9	194.3	145.2	206.9	175.8	294.9	128.1
1983 J	128.0	116.0	133.2	150.7	113.3	126.2	124.4	123.7		129.0	144.7	144.2	192.7	117.3
1983 F	128.7	115.8	133.3	153.2	113.2	127.0	125.1	124.2	163.5	130.0	156.8	146.7	192.7	116.1
1983 M	128.8	114.4	133.6	155.0	113.1	127.9	125.2	124.4		130.0	157.9	147.2	195.2	115.1
1983 A	130.3	114.5	135.3	157.9	114.7	129.3	128.8	126.6		130.0	158.3	147.8	198.0	117.0
1983 M	131.8	115.6	137.1	160.1	115.8	131.1	126.8	127.8	171.4	132.0	159.9	148.5	198.0	118.6
1983 J	132.2	116.0	138.2	160.7	116.5	132.0	127.0	127.5		134.0	159.3	150.1	198.0	119.4
1983 J	133.5	117.3	140.0	161.0	118.8	132.9	134.7	128.8		135.0	159.7	151.0	207.0	120.3
1983 A	134.5	119.0	141.1	161.6	119.3	134.0	135.3	129.2	171.8	135.0	159.5	151.8	211.4	121.1
1983 S	135.6	119.5	141.7	166.9	119.1	133.9	136.7	129.6		136.0	160.0	151.8	231.1	121.6
1983 O	135.6	119.2	141.9	167.5	117.6	132.6	137.3	129.6		136.0	161.2	152.3	233.2	122.1
1983 N	135.7	118.9	141.8	168.0	118.2	134.2	135.7	129.7	174.7	137.0	161.5	152.9	233.2	122.6
1983 D	135.8	119.4	141.7	168.3	118.1	133.7	138.6	129.5		135.0	164.0	157.0	233.2	122.6
1984 J	136.7	119.7	143.1	172.2	118.5	131.4	139.4	129.2		136.0	166.2	159.9	234.8	122.5
1984 F	137.1	119.7	143.9	173.7	118.8	132.0	140.0	128.5	180.5	138.0	172.2	162.1	242.6	122.4
1984 M	137.3	119.4	144.5	174.6	118.8	132.3	139.7	128.4		138.0	174.2	162.6	242.6	122.9
1984 A	138.0	119.4	145.6	174.7	119.7	133.3	139.4	129.7		139.0	176.6	163.1	243.0	124.0
1984 M	138.7	119.6	146.5	176.2	120.1	133.7	139.6	130.4	181.5	139.0	176.7	164.5	243.0	125.0
1984 J	139.2	120.1	147.0	177.2	120.3	132.4	139.8	131.0		140.0	176.8	165.3	272.0	125.4
1984 J	139.6	119.7	149.6	177.3	120.6	134.1	139.8	130.7		140.0	177.5	165.4	272.1	125.3
1984 A	140.5	119.1	151.8	180.7	120.9	134.9	139.9	131.0	183.6	140.0	178.0	166.5	272.1	125.3
1984 S	140.9	119.4	152.4	181.4	120.8	135.7	140.2	130.8		141.0	180.2	167.1	272.1	125.6
1984 O	142.4	121.8	153.3	182.5	121.5	138.3	142.0	132.2		140.0	180.6	167.4	272.7	126.3
1984 N	142.8	122.0	153.9	183.1	120.7	137.4	142.2	132.8	186.6	142.0	181.8	168.0	272.7	126.6
1984 D	142.9	121.8	154.5	183.7	120.8	137.3	142.5	132.5		141.0	184.2	168.6	272.7	126.5
1985 J	143.6	121.6	155.9	185.1	121.2	137.6	141.9	132.8		142.0	190.8	170.3	289.7	126.0
1985 F	144.2	121.9	156.0	186.5	122.1	139.4	142.0	133.5	190.7	143.0	191.6	171.4	316.5	125.8
1985 M	145.5	122.0	157.9	188.0	123.6	141.1	144.1	135.5		144.0	193.6	172.4	316.5	126.8
1985 A	147.0	123.2	159.6	189.0	123.8	141.9	145.9	137.5		145.0	197.8	173.7	317.7	128.1
1985 M	148.2	124.7	160.6	190.5	124.5	143.0	146.7	138.5	194.9	147.0	197.9	174.2	317.7	128.7
1985 J	148.4	124.7	161.1	191.4	124.1	142.5	147.8	138.4		148.0	199.0	175.5	317.7	128.9
1985 J	148.4	124.1	162.3	191.4	123.6	142.2	147.8	138.2		147.0	199.4	176.8	319.3	128.9
1985 A	148.2	123.2	162.2	192.0	122.9	141.4	146.8	138.1	196.7	146.0	205.4	177.9	319.3	128.4
1985 S	147.9	122.4	161.0	191.7	123.0	141.8	145.5	138.4		145.0	214.7	178.5	319.3	128.0
1985 O	148.0	123.5	160.7	192.2	122.6	141.5	146.6	137.5		145.0	218.6	179.0	321.3	128.5
1985 N	148.4	123.6	160.7	193.7	122.9	141.7	146.4	137.5	194.9	145.0	229.3	181.3	324.9	129.3
1985 D	149.0	123.6	160.3	197.4	122.2	141.1	146.6	137.4		145.0	244.6	178.5	341.6	129.7
1986 J	147.3	122.5	158.9	196.4	121.5	139.6	145.9	133.7		145.0	252.1	180.7	349.1	129.7
1986 F	146.8	120.2	156.3	196.6	120.1	137.4	143.8	137.1	196.3	143.0	252.7	181.7	349.1	127.8
1986 M	146.2	118.1	155.4	197.8	118.3	135.3	140.7	138.0		144.0	253.9	181.4	354.4	124.0
1986 A	145.7	117.3	156.5	198.1	118.7	135.8	137.7	135.6		149.0	255.3	182.9	356.3	121.4
1986 M	146.1	117.5	158.2	198.3	119.2	135.9	137.6	134.7	191.9	151.0	259.5	183.9	354.6	122.4
1986 J	147.3	118.9	159.7	199.1	118.9	136.3	136.7	136.1		152.0	259.5	184.8	354.6	123.5

VERBRAUCHERPREISE
VERKEHR, NACHRICHTENUEBERMITTLUNG

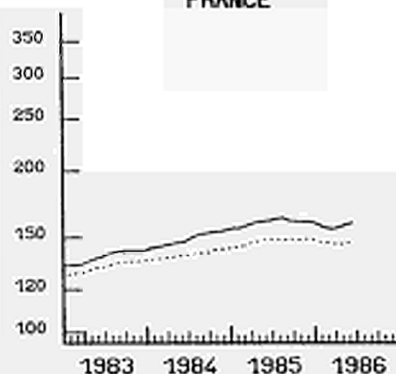
CONSUMER PRICES
TRANSPORT, COMMUNICATIONS
1980 = 100

PRIX A LA CONSOMMATION
TRANSPORTS, COMMUNICATIONS

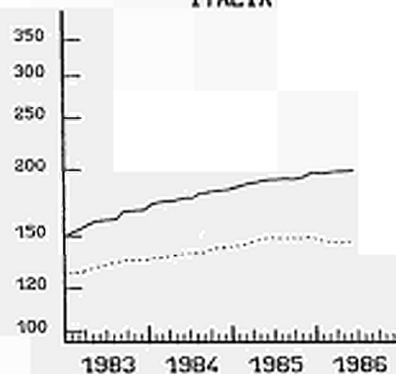
BR DEUTSCHLAND



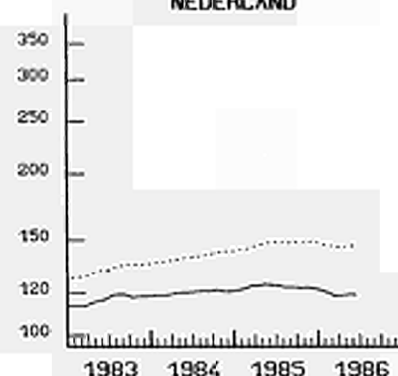
FRANCE



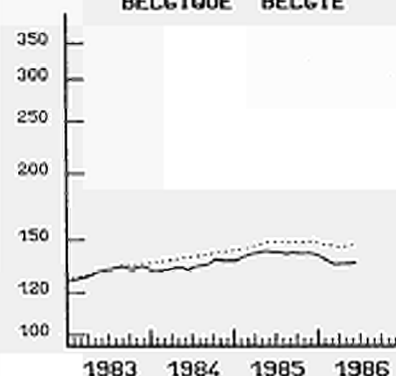
ITALIA



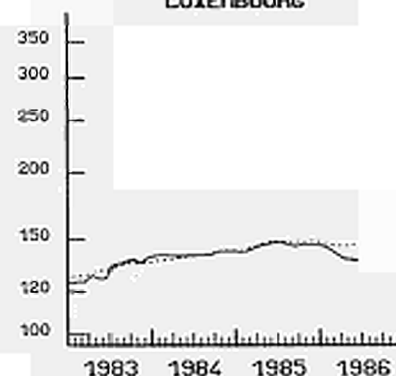
NEDERLAND



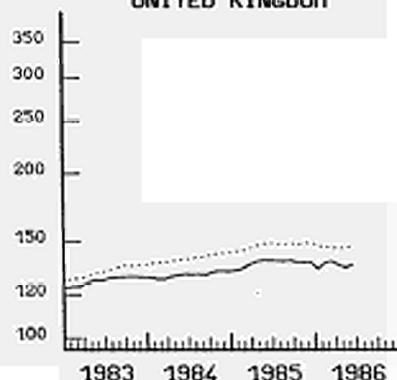
BELGIQUE BELGIE



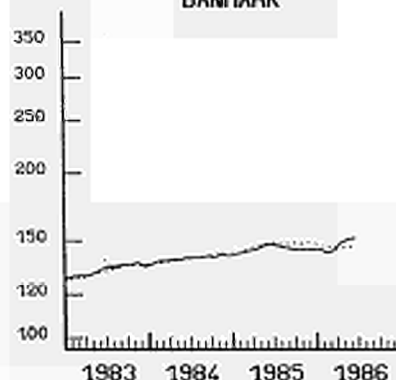
LUXEMBOURG



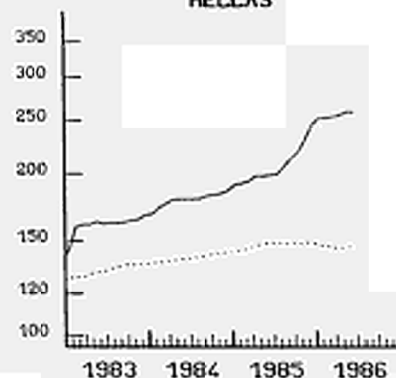
UNITED KINGDOM



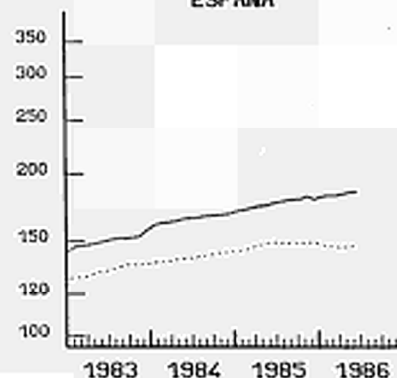
DANMARK



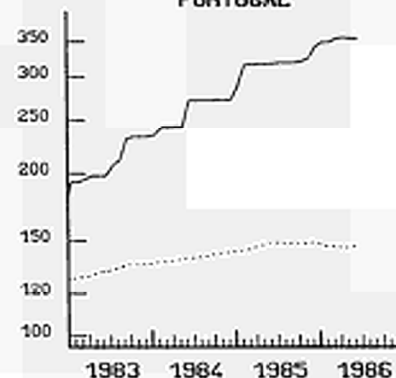
HELLAS



ESPANA



PORTUGAL



EINFACH-LOGARITHISCHE SKALA

..... EUR 10
SEMI-LOGARITHMIC SCALE

ECHELLE SEMI-LOGARITHMIQUE

G1

CONSUMER PRICES
PRIVATE TRANSPORT

PRIX A LA CONSOMMATION
TRANSPORT PRIVE

	EUR10	BR DEUTSCH LAND	FRANCE	ITALIA	NEDER- LAND	BELGIQUE BELGIE	LUXEM- BOURG	UNITED KINGDOM	IRELAND	DANMARK	ELLAS	ESPANA	PORTU- GAL	USA
	PRICE INDICES						1980 = 100	INDICES DE PRIX						
1982 Ø	121.5	112.4	127.4	136.3	113.7	122.1	:	117.8	150.6	125.1	128.0	125.1	139.5	115.4
1983 Ø	130.9	116.9	138.4	157.0	117.7	132.2	:	125.7	170.8	130.9	156.2	144.0	178.4	117.9
1984 Ø	137.9	120.1	148.9	173.3	121.5	135.7	:	128.7	183.5	136.2	178.8	157.1	208.0	123.0
1985 Ø	145.8	124.1	160.3	186.0	124.7	142.7	:	134.7	194.4	150.2	212.3	166.6	230.7	126.1
1983 J	127.0	115.7	133.7	150.1	114.5	127.3	:	120.7		127.4	149.4	139.2	167.2	115.8
1983 F	127.2	115.4	133.6	151.0	114.5	127.7	:	121.4	164.2	128.1	152.7	141.9	167.2	114.5
1983 M	127.0	114.0	133.8	151.8	114.0	128.6	:	121.6		127.8	155.1	142.2	167.2	113.5
1983 A	128.4	114.0	134.9	155.1	115.4	130.1	:	124.3		127.4	155.1	142.6	169.5	115.4
1983 M	129.9	115.2	137.1	156.0	116.6	131.7	:	125.8	171.8	130.1	156.1	143.0	169.5	117.1
1983 J	130.4	115.6	138.1	156.2	117.5	133.0	:	126.0		131.1	155.7	144.3	169.5	117.9
1983 J	132.0	116.9	140.3	156.4	120.5	134.0	:	127.6		133.3	156.4	144.5	186.6	118.8
1983 A	133.0	118.7	141.3	157.1	121.0	135.1	:	128.1	171.8	133.3	156.2	144.5	186.6	119.6
1983 S	134.1	119.4	141.9	161.9	120.7	135.1	:	128.6		135.0	156.8	144.6	186.6	120.1
1983 O	134.1	119.2	142.1	162.7	118.9	133.5	:	128.6		133.5	159.7	144.9	190.5	120.6
1983 N	134.0	118.8	142.0	163.0	119.6	135.4	:	128.3	175.6	133.5	160.2	145.7	190.5	121.1
1983 D	134.1	119.4	141.9	163.2	119.5	134.9	:	127.9		130.7	161.3	150.7	190.5	121.1
1984 J	135.0	119.8	143.1	167.9	120.0	132.6	:	127.4		132.7	167.1	153.8	193.5	120.8
1984 F	135.4	119.7	143.9	169.7	120.3	133.1	:	126.5	180.6	134.8	173.7	154.4	208.4	120.7
1984 M	135.5	119.3	144.6	170.1	120.3	133.3	:	126.3		134.1	177.1	154.9	208.4	121.2
1984 A	136.2	119.4	145.9	170.2	120.9	134.3	:	127.8		134.8	177.4	155.0	209.0	122.3
1984 M	136.9	119.6	146.3	172.0	121.4	134.9	:	128.6	181.7	135.1	178.7	156.7	209.0	123.4
1984 J	137.3	120.0	146.8	172.4	121.5	133.3	:	129.3		136.8	178.6	156.8	209.0	123.7
1984 J	137.9	119.6	149.8	172.5	121.9	135.3	:	129.0		136.8	178.7	156.9	209.3	123.4
1984 A	138.7	119.0	151.5	175.5	122.3	136.3	:	129.2	183.8	137.1	179.0	158.2	209.3	123.4
1984 S	139.1	119.3	152.2	176.3	122.2	137.1	:	129.0		137.8	182.3	158.8	209.3	123.8
1984 O	140.8	122.0	153.3	177.6	123.1	140.3	:	130.6		136.4	183.5	159.3	210.4	124.5
1984 N	141.1	122.0	154.2	178.1	122.0	139.1	:	130.7	187.9	139.1	185.0	159.9	210.4	124.7
1984 D	140.9	121.9	154.7	176.9	122.1	139.0	:	130.2		138.4	185.0	160.8	210.4	124.6
1985 J	142.2	122.3	156.3	180.2	122.6	139.2	:	130.2		147.0	196.2	162.5	225.9	124.1
1985 F	142.8	122.7	156.4	181.7	123.7	140.6	:	130.8	191.4	147.0	197.3	162.8	225.9	123.9
1985 M	144.2	122.9	158.6	183.0	125.5	142.6	:	133.2		147.6	199.4	163.5	225.9	124.8
1985 A	145.8	124.2	160.1	184.4	125.7	143.5	:	135.6		149.3	202.2	164.9	227.5	126.3
1985 M	147.0	125.7	161.1	186.1	126.5	143.3	:	136.7	195.1	150.0	203.4	165.4	227.5	126.8
1985 J	147.2	125.5	161.7	187.1	126.1	144.2	:	136.6		150.7	204.0	165.6	227.5	127.0
1985 J	147.3	124.9	163.2	186.9	125.5	143.9	:	136.3		150.7	204.7	167.0	230.5	126.9
1985 A	146.9	123.9	162.8	187.6	124.5	142.9	:	136.2	196.5	151.7	212.7	168.3	230.5	126.4
1985 S	146.3	123.2	161.2	187.0	124.6	143.3	:	136.0		152.0	220.5	168.9	230.5	125.9
1985 O	146.5	124.5	160.8	187.5	124.1	143.0	:	135.5		152.3	221.3	169.4	234.2	126.3
1985 N	146.7	124.6	160.8	188.1	124.5	143.2	:	135.0	194.8	152.3	236.6	172.0	241.1	127.2
1985 D	147.1	124.6	160.4	192.0	123.6	142.5	:	134.7		151.6	249.2	168.8	241.1	127.6
1986 J	146.1	124.4	158.1	190.4	122.8	140.5	:	134.3		151.6	255.6	171.8	248.9	127.4
1986 F	144.0	121.8	155.1	188.2	121.0	137.5	:	133.7	195.6	152.6	258.8	172.7	248.9	125.3
1986 M	142.4	119.3	153.8	188.4	118.8	134.9	:	132.0		152.9	259.2	171.3	248.9	121.3
1986 A	142.3	118.4	155.0	188.4	119.2	135.5	:	131.3		153.9	259.9	171.7	252.5	118.5
1986 M	142.5	118.6	156.4	188.5	119.8	135.6	:	130.3	189.5	148.4	264.9	172.6	249.1	119.5
1986 J	144.9	120.0	158.3	189.0	119.4	136.1	:	138.1		148.4	266.2	173.7	249.1	118.8

CONSUMER PRICES
PUBLIC TRANSPORT

PRIX A LA CONSOMMATION
TRANSPORT PUBLIC

	EUR10	BR DEUTSCH LAND	FRANCE	ITALIA	NEDER- LAND	BELGIQUE BELGIE	LUXEM- BOURG	UNITED KINGDOM	IRELAND	DANMARK	ELLAS	ESPAÑA	PORTU- GAL	USA	
	PRICE INDICES				1980 = 100				INDICES DE PRIX						
1982 Ø	128.7	118.7	130.8	139.9	115.6	113.9	116.4	128.4	141.4	136.6	117.9	145.0	192.9	137.5	
1983 Ø	147.1	124.0	144.9	177.5	126.9	128.7	128.3	135.6	168.5	157.8	151.4	165.1	267.4	144.1	
1984 Ø	158.1	126.5	155.0	201.9	135.2	132.9	143.8	138.0	188.0	173.2	169.2	186.6	349.0	153.0	
1985 Ø	167.9	128.9	165.1	214.9	139.4	141.1	150.5	144.9	203.2	179.9	196.8	203.2	464.2	160.0	
1983 J	137.2	122.9	138.5	153.8	120.0	122.1	116.6	138.0		149.0	117.9	154.1	250.6	142.1	
1983 F	140.9	123.1	139.4	156.3	120.4	125.9	116.6	138.6	165.4	150.0	152.2	156.2	250.6	141.2	
1983 M	143.2	123.1	140.0	164.5	120.4	127.2	116.6	138.7		150.0	152.2	157.4	250.6	140.9	
1983 A	144.8	123.4	144.2	166.1	127.9	127.7	116.6	139.1		156.0	152.2	158.0	250.5	143.5	
1983 M	148.2	124.0	144.6	177.1	129.3	130.1	124.9	139.2	168.6	157.0	156.6	160.0	250.5	142.7	
1983 J	147.2	125.0	144.9	179.5	129.3	130.1	125.1	132.7		159.0	152.2	163.1	250.5	143.5	
1983 J	147.8	125.3	145.5	180.8	129.3	130.2	134.1	132.9		159.0	152.8	166.5	250.5	144.3	
1983 A	148.7	125.2	148.1	181.3	129.4	130.2	134.1	133.2	171.4	159.0	154.9	170.3	250.5	145.0	
1983 S	151.2	124.9	148.3	191.3	129.4	130.2	134.2	133.4		158.0	155.3	170.4	301.0	145.7	
1983 O	151.2	123.7	148.4	191.6	129.4	130.2	134.4	133.3		159.0	157.0	171.7	301.0	146.3	
1983 N	152.0	123.9	148.5	193.5	129.3	130.2	143.4	133.8	168.7	169.0	157.0	171.8	301.0	147.2	
1983 D	152.2	123.5	148.5	194.2	129.3	130.2	143.6	134.2		169.0	157.1	181.7	301.0	146.6	
1984 J	154.1	125.8	150.5	195.6	129.8	130.9	143.6	136.6		170.0	158.0	175.5	301.0	150.3	
1984 F	155.0	125.9	151.7	196.5	129.9	133.0	143.6	137.1	186.3	170.0	161.5	181.7	301.0	150.0	
1984 M	156.2	126.0	152.2	200.3	129.9	133.0	143.6	137.1		171.0	162.7	182.5	301.0	150.0	
1984 A	157.5	126.2	152.4	200.9	135.4	133.0	143.6	138.0		172.0	171.9	184.7	301.0	149.9	
1984 M	157.8	125.6	155.0	201.5	136.3	133.0	143.6	138.0	187.4	173.0	168.2	185.2	301.0	150.9	
1984 J	158.3	127.6	155.1	201.9	136.9	133.0	143.6	138.1		174.0	168.5	189.2	383.3	153.1	
1984 J	158.7	127.5	155.4	202.3	136.9	133.1	143.6	138.1		175.0	171.6	189.3	383.2	154.7	
1984 A	159.4	127.7	157.2	202.9	137.1	133.1	143.6	138.6	190.9	174.0	172.6	189.6	383.2	155.3	
1984 S	159.5	127.0	157.4	203.5	137.1	133.2	143.6	138.6		174.0	172.6	190.0	383.2	154.8	
1984 O	159.4	126.5	157.5	203.7	137.2	133.2	144.3	138.6		175.0	171.1	190.1	383.3	155.4	
1984 N	159.6	126.1	157.5	204.8	137.9	133.2	144.3	138.7	187.6	175.0	171.2	190.6	383.3	155.7	
1984 D	161.6	126.4	158.6	208.4	137.9	133.3	144.3	138.9		175.0	180.7	190.5	383.3	156.1	
1985 J	162.8	127.1	159.4	208.6	137.9	136.5	144.3	143.8		176.0	176.4	192.5	397.1	156.8	
1985 F	163.4	127.4	159.8	209.9	138.2	141.4	144.3	143.9	199.8	176.0	176.4	197.1	465.6	156.7	
1985 M	164.7	127.7	161.1	212.8	138.1	141.5	144.3	144.0		176.0	178.7	197.6	465.6	156.7	
1985 A	166.4	127.7	165.0	213.1	139.4	141.5	144.3	144.7		177.0	188.1	198.9	466.7	158.2	
1985 M	167.1	129.4	166.4	213.9	140.0	141.5	153.6	144.9	200.8	180.0	184.9	199.3	466.7	158.3	
1985 J	167.8	130.7	166.5	214.7	140.0	141.5	153.6	145.0		182.0	187.5	205.9	466.7	158.7	
1985 J	168.1	131.3	166.8	215.2	140.0	141.5	153.6	145.1		182.0	187.5	206.7	466.8	159.9	
1985 A	168.2	130.7	166.9	215.3	140.1	141.8	153.6	145.3	207.8	182.0	189.1	207.4	466.8	160.4	
1985 S	169.9	129.5	167.1	217.3	140.1	141.5	153.6	145.3		182.0	206.3	207.8	466.8	162.1	
1985 O	170.9	128.6	167.2	217.6	140.1	141.7	153.6	145.5		182.0	220.1	208.1	466.7	163.5	
1985 N	171.1	128.4	167.2	218.4	139.3	141.7	153.6	145.8	204.4	182.0	220.1	208.5	466.8	164.0	
1985 D	174.4	128.8	167.3	222.6	139.7	141.7	153.6	146.0		182.0	246.7	208.8	508.1	164.1	
1986 J	175.7	129.6	167.6	221.7	139.6	143.5	155.3	151.9		182.0	244.9	214.5	515.1	166.7	
1986 F	178.8	130.2	167.9	235.4	139.6	148.5	155.3	151.3	212.0	182.0	238.4	216.8	515.1	167.8	
1986 M	181.7	131.2	168.4	241.9	139.6	148.6	155.3	154.2		182.0	242.1	226.9	530.1	167.4	
1986 A	183.6	131.4	170.1	243.8	140.0	148.7	155.3	157.1		182.0	246.6	227.2	530.1	167.8	
1986 M	184.9	131.6	174.2	244.9	140.5	148.7	155.3	157.1	213.0	187.0	249.6	227.9	530.4	168.4	
1986 J	185.6	132.7	174.6	247.0	140.5	148.7	155.3	157.7		190.0	245.6	228.4	530.4	168.1	

G3

CONSUMER PRICES
COMMUNICATIONS (1)

PRIX A LA CONSOMMATION
COMMUNICATIONS (1)

	EUR10	BR DEUTSCH LAND	FRANCE	ITALIA	NEDER- LAND	BELGIE BELGIE	LUXEM- BOURG	UNITED KINGDOM	IRELAND	DANMARK	ELLAS	ESPANA	PORTU- GAL	USA	
	PRICE INDICES								INDICES DE PRIX						
	1980 = 100														
1982 J	124.0	102.7	114.3	143.8	101.8	111.9	112.4	135.9	161.1	119.3	182.5	147.1	134.3	120.0	
1983 J	131.2	104.5	121.4	169.8	103.6	120.7	129.2	134.9	184.4	134.3	203.8	156.7	186.9	127.7	
1984 J	136.2	104.3	133.9	182.2	103.9	123.7	146.1	139.1	189.8	139.0	206.8	169.5	221.4	138.4	
1985 J	142.0	104.5	142.1	194.6	104.0	127.2	146.1	147.7	200.4	145.0	209.3	176.0	276.4	143.9	
1983 J	126.2	104.5	116.4	151.2	102.1	116.0	112.4	135.0		132.0	183.2	151.1	134.5	126.3	
1983 F	130.0	104.5	116.4	169.8	102.1	116.0	112.4	134.0	168.2	132.0	203.5	151.1	134.5	126.5	
1983 M	130.1	104.5	116.4	169.8	103.9	116.0	112.4	133.9		132.0	203.5	151.1	155.5	126.8	
1983 A	131.3	104.5	120.7	171.9	103.9	119.4	112.4	134.3		135.0	203.5	156.9	168.6	126.7	
1983 M	131.4	104.5	120.7	171.9	103.9	122.6	112.4	134.3	189.8	135.0	204.2	156.9	168.6	127.3	
1983 J	131.8	104.5	123.8	171.9	103.9	122.6	112.4	134.3		135.0	206.8	156.9	168.6	127.8	
1983 J	131.9	104.5	123.8	171.9	103.9	122.6	146.1	134.3		135.0	206.8	159.4	205.5	128.1	
1983 A	131.9	104.5	123.8	171.9	103.9	122.6	146.1	134.3	189.8	135.0	206.8	159.4	221.4	128.1	
1983 S	131.9	104.5	123.8	171.9	103.9	122.6	146.1	134.3		135.0	206.8	159.4	221.4	128.5	
1983 O	131.9	104.5	123.8	171.9	103.9	122.6	146.1	134.3		135.0	206.8	159.4	221.4	128.3	
1983 N	132.8	104.5	123.8	171.9	103.9	122.6	146.1	137.8	189.8	135.0	206.8	159.4	221.4	129.2	
1983 D	132.8	104.5	123.8	171.9	103.9	122.6	146.1	137.8		135.0	206.8	159.4	221.4	128.4	
1984 J	133.2	104.5	126.5	171.9	103.9	121.2	146.1	137.8		139.0	206.8	159.4	221.4	135.1	
1984 F	133.2	104.5	126.5	171.9	103.9	122.2	146.1	137.8	189.8	139.0	206.8	169.0	221.4	137.6	
1984 M	133.2	104.5	126.5	171.9	103.9	123.2	146.1	137.8		139.0	206.8	169.0	221.4	137.0	
1984 A	133.3	104.5	126.5	171.9	103.9	124.2	146.1	137.8		139.0	206.8	170.8	221.4	137.3	
1984 M	133.8	104.5	130.5	171.9	103.9	124.2	146.1	137.8	189.8	139.0	206.8	170.8	221.4	137.6	
1984 J	135.3	104.5	131.5	180.3	103.9	124.2	146.1	137.8		139.0	206.8	170.8	221.4	137.9	
1984 J	135.5	104.5	133.3	180.3	103.9	124.2	146.1	137.8		139.0	206.8	170.8	221.4	138.6	
1984 A	138.5	103.7	141.2	193.3	103.9	124.2	146.1	137.8	189.8	139.0	206.8	170.8	221.4	138.8	
1984 S	138.7	103.7	141.2	193.3	103.9	124.2	146.1	138.5		139.0	206.8	170.8	221.4	139.9	
1984 O	138.8	104.1	141.1	193.3	103.9	124.2	146.1	138.5		139.0	206.8	170.8	221.4	140.0	
1984 N	140.4	104.2	140.9	193.3	103.9	124.2	146.1	144.7	189.8	139.0	206.8	170.8	221.4	140.8	
1984 D	140.8	104.7	140.9	193.3	103.9	124.2	146.1	145.7		139.0	206.8	170.8	221.4	140.3	
1985 J	141.2	104.7	140.9	192.5	103.9	124.2	146.1	146.8		145.0	208.9	170.8	255.0	140.6	
1985 F	141.3	104.7	140.9	192.5	103.9	126.9	146.1	146.8	189.8	145.0	208.9	170.8	276.8	139.3	
1985 M	141.3	104.7	140.9	192.5	103.9	127.3	146.1	146.8		145.0	208.9	177.0	276.8	141.0	
1985 A	141.3	104.7	140.9	192.5	104.1	127.3	146.1	146.8		145.0	208.9	177.0	276.8	140.8	
1985 M	141.3	104.7	140.9	192.5	104.1	127.3	146.1	146.8	203.9	145.0	208.9	177.0	276.8	141.0	
1985 J	141.3	104.7	140.9	192.5	104.1	127.3	146.1	146.8		145.0	208.9	177.0	276.8	144.2	
1985 J	141.2	104.3	140.9	192.5	104.1	127.4	146.1	146.8		145.0	208.9	177.1	276.8	145.3	
1985 A	141.6	104.3	143.9	192.5	104.1	127.4	146.1	146.8	203.9	145.0	208.9	177.1	276.8	146.1	
1985 S	141.6	104.3	143.8	192.5	104.1	127.4	146.1	146.9		145.0	208.9	177.1	276.8	146.3	
1985 O	141.6	104.3	143.8	192.5	104.1	128.0	146.1	146.9		145.0	208.9	177.1	276.8	147.0	
1985 N	144.9	104.3	143.8	205.3	104.1	128.1	146.1	151.2	203.9	145.0	208.9	177.1	276.8	147.4	
1985 D	145.6	104.3	143.8	205.3	104.1	128.2	146.1	152.9		145.0	213.8	177.1	294.1	147.7	
1986 J	149.2	104.3	143.8	210.9	104.1	128.8	148.3	154.2		145.0	268.6	161.1	302.1	148.3	
1986 F	149.2	104.3	143.7	210.9	104.1	129.4	148.3	154.2	203.9	145.0	268.6	161.3	302.1	147.9	
1986 M	149.2	104.3	143.5	210.9	104.1	130.7	148.3	154.2		145.0	268.6	161.3	302.1	148.3	
1986 A	149.7	104.3	143.5	213.5	104.1	131.0	148.3	154.2		145.0	268.6	180.5	302.1	149.9	
1986 M	149.7	104.3	143.5	213.5	104.1	131.1	148.3	154.2	213.4	145.0	268.6	180.5	302.1	150.3	
1986 J	149.7	104.3	143.5	213.5	104.1	131.1	148.3	154.2		145.0	268.6	180.5	302.1	150.7	

1) POSTAL AND TELEPHONE SERVICES

1) SERVICES DE POSTES ET DES TELEPHONES

H

CONSUMER PRICES

RECREATION AND EDUCATION, ETC

PRIX A LA CONSOMMATION

LOISIRS, SPECTACLES, ENSEIGNEMENTS, ETC

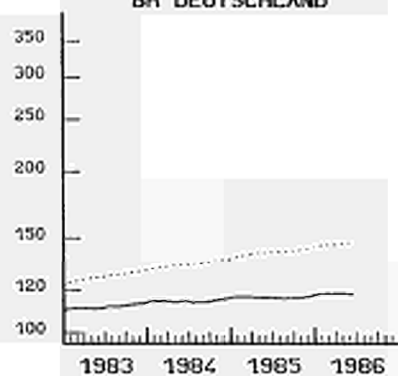
	EUR10	BR DEUTSCH LAND	FRANCE	ITALIA	NEDER- LAND	BELGIQUE BELGIE	LUXEM- BOURG	UNITED KINGDOM	IRELAND	DANMARK	ELLAS	ESPANA	PORTU- GAL	USA	
	PRICE INDICES				1980 = 100				INDICES DE PRIX						
1982 Ø	118.2	107.9	122.9	132.1	108.7	111.8	118.1	119.2	141.7	122.4	157.4	130.9	134.8	114.8	
1983 Ø	127.0	111.4	132.7	155.3	112.5	120.8	128.2	125.2	160.6	132.0	195.0	147.3	165.6	120.2	
1984 Ø	134.1	114.2	140.9	172.7	114.6	130.7	136.1	131.0	174.5	139.6	226.1	161.0	213.7	124.2	
1985 Ø	141.1	116.2	147.8	189.6	116.7	137.3	140.5	139.8	183.9	146.2	280.0	175.8	279.2	129.3	
1983 J	123.4	110.4	127.7	145.8	111.8	117.4	124.0	122.5		128.0	163.2	141.7	149.2	117.6	
1983 F	124.2	110.7	128.6	148.8	112.1	118.0	124.6	122.8	153.5	129.0	166.2	142.9	152.8	118.4	
1983 M	125.0	110.7	129.7	151.9	112.1	118.6	125.1	123.1		129.0	169.6	143.1	153.7	118.8	
1983 A	125.6	110.6	130.4	153.0	112.2	119.1	125.7	124.3		131.0	172.6	144.3	155.1	118.8	
1983 M	126.3	110.5	131.5	154.1	112.5	119.4	127.0	125.4	158.8	132.0	179.1	146.0	156.4	119.2	
1983 J	126.7	110.7	132.1	154.9	112.9	120.1	127.1	125.5		132.0	187.0	146.5	159.2	119.5	
1983 J	127.4	111.6	132.7	155.9	113.0	120.6	128.6	125.7		132.0	191.6	146.7	162.8	119.8	
1983 A	127.7	111.5	133.2	157.5	112.7	120.6	129.7	126.0	161.3	133.0	193.1	147.1	163.9	124.9	
1983 S	128.2	111.8	134.1	157.9	112.3	122.5	130.6	126.1		133.0	203.1	149.3	165.7	120.5	
1983 O	129.1	112.4	135.0	159.5	112.8	124.0	131.5	126.5		135.0	205.1	152.9	176.1	121.3	
1983 N	129.9	112.8	135.6	162.1	112.9	124.4	132.1	127.3	168.7	135.0	207.1	152.8	180.5	121.5	
1983 D	130.2	113.0	136.0	162.7	112.8	124.8	132.9	127.6		135.0	208.6	153.7	185.3	121.5	
1984 J	131.2	114.2	137.2	164.1	113.8	127.6	133.8	127.5		137.0	209.7	155.3	190.4	121.7	
1984 F	132.1	114.1	138.1	167.7	114.0	128.3	135.1	128.7	169.9	137.0	207.9	155.6	193.9	122.5	
1984 M	132.5	114.3	138.7	168.8	114.0	128.6	135.8	129.2		137.0	212.0	156.2	195.9	122.6	
1984 A	133.3	113.9	139.5	170.8	114.1	129.6	135.6	131.0		138.0	216.8	157.3	210.3	123.6	
1984 M	133.6	113.9	140.2	171.4	114.2	129.5	135.3	131.0	173.6	139.0	219.8	158.5	212.2	123.5	
1984 J	134.1	114.3	140.7	172.2	114.9	130.9	136.5	131.2		140.0	224.5	159.1	213.6	123.9	
1984 J	134.2	113.8	141.2	173.1	115.1	131.3	135.1	131.0		140.0	226.4	160.8	214.1	124.3	
1984 A	134.3	113.7	141.5	173.6	115.2	131.1	135.1	131.3	174.6	140.0	223.9	161.1	215.2	124.9	
1984 S	134.9	113.7	142.1	175.9	114.6	132.2	136.2	131.5		141.0	239.8	165.4	218.5	125.3	
1984 O	135.7	114.3	142.7	176.9	114.9	132.6	137.3	132.6		142.0	241.9	166.6	227.8	125.8	
1984 N	136.5	115.1	143.2	179.1	115.0	133.3	138.5	133.3	180.0	142.0	243.7	167.7	231.0	126.1	
1984 D	136.9	115.4	143.4	179.3	115.1	133.3	138.6	133.9		142.0	247.1	168.1	231.6	126.7	
1985 J	138.3	116.4	144.5	183.2	116.1	135.0	139.2	134.8		144.0	253.3	169.7	232.7	127.1	
1985 F	139.1	116.5	145.2	185.1	116.3	135.6	139.5	136.0	184.0	145.0	253.7	170.5	235.3	129.7	
1985 M	139.6	116.6	145.7	186.2	116.3	135.9	138.7	136.8		145.0	259.8	171.1	239.7	127.7	
1985 A	140.5	116.2	146.4	187.1	116.6	136.2	138.9	140.3		145.0	265.6	173.8	242.1	128.2	
1985 M	140.8	116.0	146.9	187.9	116.7	136.7	140.4	140.7	181.5	146.0	269.9	175.3	257.1	128.4	
1985 J	141.2	116.1	147.3	189.3	116.9	137.1	140.0	140.8		146.0	277.3	175.8	257.9	129.0	
1985 J	141.4	115.9	147.8	189.9	117.2	138.2	140.8	140.7		146.0	283.9	176.2	259.3	129.4	
1985 A	141.5	115.6	148.0	191.1	117.5	138.2	141.4	140.9	183.9	146.0	281.6	176.4	260.6	129.4	
1985 S	141.9	115.7	148.6	191.7	117.3	138.1	140.7	141.4		147.0	298.0	178.7	261.4	129.9	
1985 O	142.4	115.8	149.2	193.4	116.9	138.5	140.9	141.7		148.0	300.9	180.3	273.4	130.7	
1985 N	142.7	116.3	149.8	193.1	116.4	139.0	142.3	141.9	186.4	148.0	304.0	180.8	274.1	131.0	
1985 D	143.5	116.8	150.3	196.7	116.5	139.2	143.2	142.2		148.0	311.5	181.5	274.6	130.7	
1986 J	145.3	117.9	151.3	203.1	117.4	140.6	143.6	143.1		149.0	314.0	188.1	277.2	131.9	
1986 F	145.9	118.1	152.0	204.0	117.9	141.1	143.6	144.3	187.6	150.0	315.0	188.4	284.4	132.5	
1986 M	145.6	118.1	152.7	204.6	117.9	141.6	143.0	141.4		151.0	328.7	188.3	286.2	132.4	
1986 A	146.8	118.1	153.3	205.0	118.0	142.5	141.7	145.7		151.0	328.2	188.8	287.1	132.6	
1986 M	147.0	118.1	153.8	205.6	118.0	142.2	141.9	146.1	192.4	151.0	333.1	189.0	288.6	132.9	
1986 J	147.2	117.9	154.2	205.7	118.0	143.0	142.5	146.3		151.0	341.0	189.4	288.6	133.4	

VERBRAUCHERPREISE
ERHOLUNG, UNTERHALTUNG, BILDUNG

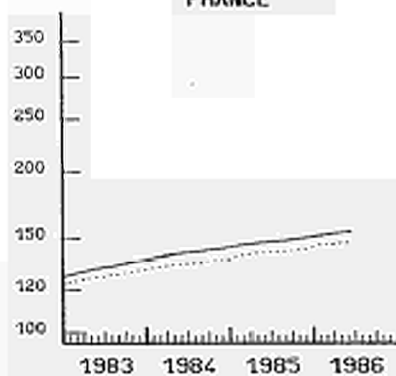
CONSUMER PRICES
RECREATION, EDUCATION ETC
1980 = 100

PRIX A LA CONSOMMATION
LOISIRS, SPECTACLES, ENSEIGNEMENT ETC

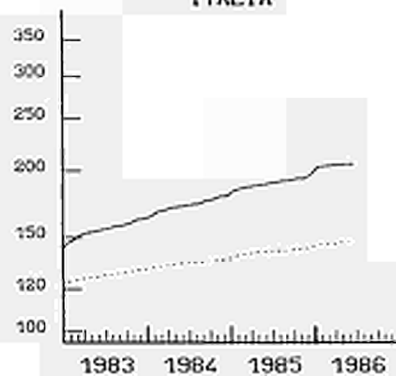
BR DEUTSCHLAND



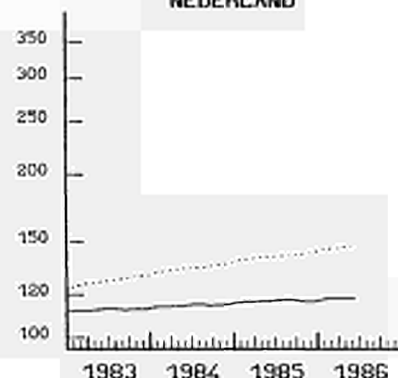
FRANCE



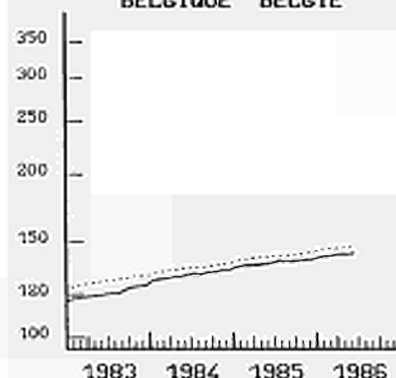
ITALIA



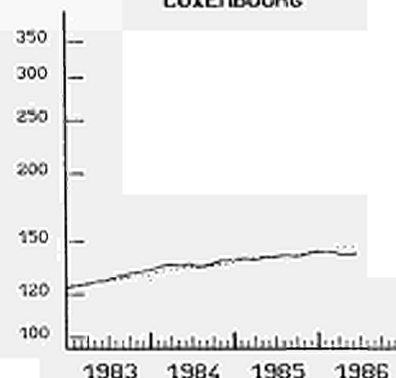
NEDERLAND



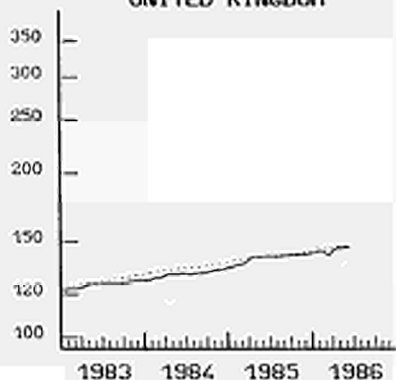
BELGIQUE BELGIE



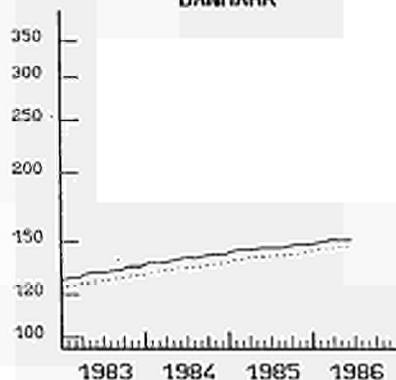
LUXEMBOURG



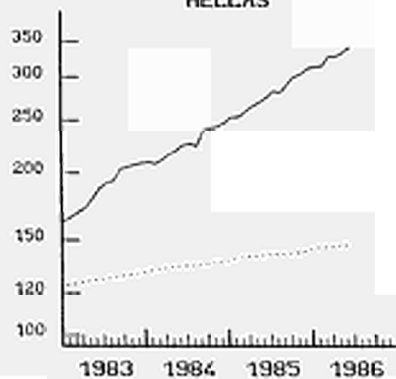
UNITED KINGDOM



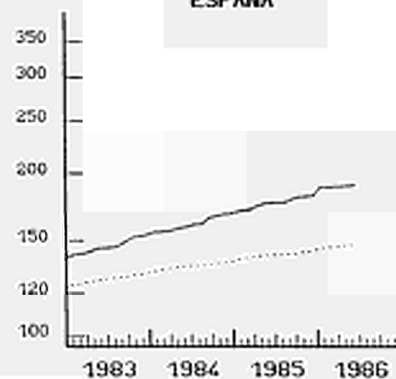
DANMARK



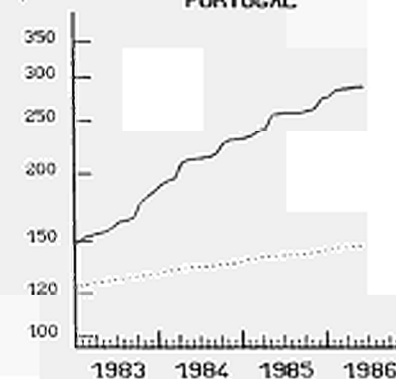
HELLAS



ESPAÑA



PORTUGAL



EINFACH-LOGARITHMISCHE SKALA

EUR 10
SERI-LOGARITHMIC SCALE

ÉCHELLE SERI-LOGARITHMIQUE

CONSUMER PRICES
RECREATIONAL GOODS

PRIX A LA CONSOMMATION
ARTICLES RECREATIFS

	EUR10	BR DEUTSCH LAND	FRANCE	ITALIA	NEDER- LAND	BELGIQUE BELGIE	LUXEM- BOURG	UNITED KINGDOM	IRELAND	DANMARK	ELLAS	ESPANA	PORTU- GAL	USA
	PRICE INDICES				1980 = 100				INDICES DE PRIX					
1982 J	110.2	104.7	114.2	125.9	105.1	107.4	:	107.7	124.8	118.0	128.8	120.2	:	102.2
1983 J	115.8	105.8	121.3	144.0	106.6	116.1	:	112.5	134.2	123.3	171.8	130.9	:	99.7
1984 J	120.3	106.5	127.5	157.6	107.0	122.1	:	117.3	140.5	128.5	197.4	141.2	:	96.0
1985 J	124.9	107.2	131.7	169.6	107.8	127.1	:	124.2	139.5	133.1	240.6	154.7	:	91.2
1983 J	112.9	105.3	117.7	134.3	106.1	112.7	:	109.8		122.0	144.0	125.3	:	100.7
1983 F	113.8	105.3	118.5	139.8	106.6	114.0	:	110.1	129.6	122.0	151.9	125.7	:	100.8
1983 M	114.3	105.4	119.3	140.9	106.5	114.9	:	110.4		122.0	160.4	126.8	:	100.7
1983 A	114.9	105.4	120.0	141.9	106.5	115.9	:	111.5		122.0	170.2	129.4	:	100.8
1983 M	115.6	105.0	120.8	143.3	106.9	116.2	:	113.1	134.2	123.0	173.9	130.2	:	99.9
1983 J	115.9	105.1	121.3	144.1	107.8	117.0	:	113.2		122.0	177.6	131.3	:	99.7
1983 J	116.4	106.3	121.7	144.8	107.4	116.7	:	113.3		122.0	178.4	131.8	:	99.1
1983 A	116.5	106.5	122.0	145.7	106.8	116.1	:	113.1	135.6	123.0	171.9	132.0	:	99.0
1983 S	116.6	106.5	122.7	146.1	105.9	116.6	:	113.1		123.0	180.7	133.0	:	99.0
1983 O	117.1	106.5	123.3	147.2	106.2	117.6	:	113.3		126.0	182.6	134.9	:	98.8
1983 N	117.6	106.1	123.9	149.7	106.2	117.7	:	114.3	137.4	126.0	184.5	135.1	:	98.9
1983 D	117.8	106.1	124.4	150.2	106.1	117.5	:	114.6		126.0	185.4	135.5	:	98.7
1984 J	118.1	105.1	124.8	152.4	106.1	119.9	:	113.9		127.0	188.2	136.1	:	98.8
1984 F	118.9	106.2	125.4	154.1	106.4	120.8	:	116.1	139.4	127.0	179.3	136.3	:	98.4
1984 M	119.1	106.3	125.9	154.5	106.4	120.8	:	115.9		127.0	192.4	137.7	:	97.5
1984 A	119.8	106.3	126.6	156.1	106.3	122.1	:	117.2		127.0	193.3	138.5	:	97.4
1984 M	120.2	106.5	127.4	157.3	106.5	121.6	:	117.4	140.3	128.0	196.2	140.1	:	96.9
1984 J	120.8	106.6	127.8	158.9	107.9	123.3	:	117.7		128.0	197.9	141.1	:	96.0
1984 J	120.5	106.6	128.2	157.5	108.2	122.8	:	117.2		128.0	197.5	141.7	:	95.4
1984 A	120.6	106.6	128.5	158.3	108.2	121.9	:	117.5	140.8	128.0	186.4	142.1	:	95.1
1984 S	120.7	106.6	128.1	158.6	106.9	122.1	:	117.7		129.0	202.2	143.0	:	94.9
1984 O	121.4	106.6	129.1	159.7	107.0	123.1	:	119.0		131.0	204.2	145.3	:	94.5
1984 N	121.8	106.8	129.3	162.0	107.0	123.5	:	118.9	141.4	131.0	209.4	146.0	:	94.1
1984 D	122.1	106.9	129.5	162.3	107.3	123.1	:	119.3		131.0	221.5	146.4	:	93.4
1985 J	122.6	106.9	129.7	163.3	107.4	125.6	:	120.6		131.0	224.7	146.9	:	93.3
1985 F	123.4	106.9	130.0	166.2	107.7	126.2	:	121.9	141.6	132.0	222.0	147.3	:	93.9
1985 M	123.8	107.0	130.4	166.7	107.4	126.6	:	123.1		132.0	225.2	147.7	:	93.7
1985 A	124.3	107.1	130.8	167.4	107.7	127.0	:	123.9		132.0	229.8	151.8	:	93.2
1985 M	124.7	107.2	131.3	168.6	108.0	127.5	:	124.4	138.5	133.0	232.7	155.7	:	92.1
1985 J	124.8	107.3	131.6	168.7	108.2	127.1	:	124.4		133.0	232.5	157.1	:	90.8
1985 J	125.1	107.4	131.9	168.9	108.4	128.5	:	124.7		133.0	235.0	157.6	:	90.8
1985 A	125.3	107.2	132.1	170.3	108.9	128.1	:	125.1	138.6	133.0	222.4	157.7	:	90.4
1985 S	125.6	107.3	132.4	170.8	108.4	126.4	:	125.7		133.0	247.3	158.1	:	89.7
1985 O	125.9	107.3	132.9	173.2	107.7	126.6	:	125.4		135.0	256.5	158.4	:	89.4
1985 N	126.4	107.5	133.4	175.1	106.8	127.7	:	125.5	139.4	135.0	272.3	158.5	:	89.0
1985 D	126.7	107.4	133.9	175.7	106.8	127.5	:	125.9		135.0	287.1	159.7	:	88.5
1986 J	127.0	107.4	134.1	174.3	107.3	129.6	:	126.7		136.0	293.2	163.6	:	88.5
1986 F	127.7	107.6	134.4	175.9	107.8	130.0	:	128.6	139.8	136.0	287.8	164.1	:	88.3
1986 M	127.9	107.6	134.9	176.6	107.8	129.8	:	128.1		136.0	306.5	162.8	:	88.4
1986 A	128.2	107.6	135.3	177.1	107.6	131.3	:	129.0		136.0	297.6	163.4	:	88.5
1986 M	128.3	107.5	135.7	177.7	107.6	130.2	:	128.9	140.8	137.0	308.1	163.7	:	88.0
1986 J	128.5	107.5	136.2	177.7	107.6	130.7	:	129.2		137.0	310.8	163.8	:	87.6

H2

CONSUMER PRICES

RECREATIONAL SERVICES

PRIX A LA CONSOMMATION

SERVICES DE LOISIRS

	EUR10	BR DEUTSCH LAND	FRANCE	ITALIA	NEDER- LAND	BELGIQUE BELGIE	LUXEM- BOURG	UNITED KINGDOM	IRELAND	DANMARK	ELLAS	ESPAÑA	PORTU- GAL	USA	
	PRICE INDICES							1980 = 100	INDICES DE PRIX						
1982 Ø	122.8	108.1	127.2	128.5	110.3	114.0	:	124.0	134.9	126.8	155.2	130.3	129.5	115.0	
1983 Ø	133.6	113.1	139.9	158.3	115.6	123.9	:	127.8	148.5	141.1	177.3	148.7	160.8	121.7	
1984 Ø	140.8	117.7	149.9	169.0	119.1	138.0	:	131.4	157.1	151.2	205.8	162.7	204.2	128.1	
1985 Ø	150.4	120.0	159.2	187.3	121.5	146.3	:	139.2	166.8	158.8	243.6	174.3	233.8	134.8	
1983 J	130.3	112.2	136.0	150.3	114.3	121.3	:	126.2		136.5	167.4	142.5	142.2	119.3	
1983 F	130.7	112.5	136.6	151.4	114.4	121.4	:	126.3	142.7	136.5	167.9	145.3	148.8	119.8	
1983 M	131.8	112.3	137.6	157.5	114.4	121.7	:	126.4		136.5	168.8	144.6	149.0	120.0	
1983 A	132.4	111.8	138.4	157.6	115.1	116.6	:	127.8		140.3	169.6	146.0	151.4	120.6	
1983 M	132.7	111.5	139.0	158.1	115.2	122.1	:	128.1	148.6	141.4	170.2	148.0	153.2	120.6	
1983 J	133.0	111.9	139.4	159.1	115.3	122.3	:	128.0		141.4	171.6	148.4	158.2	121.4	
1983 J	133.7	113.4	139.8	159.8	115.7	123.4	:	128.1		141.4	171.6	148.6	162.9	121.7	
1983 A	133.6	112.7	140.1	159.6	115.9	123.9	:	128.2	149.0	141.9	171.6	149.5	164.8	121.5	
1983 S	135.0	113.3	141.4	159.7	116.1	127.6	:	128.4		144.2	189.5	150.9	167.6	122.6	
1983 O	136.0	114.4	142.9	161.1	116.7	128.2	:	128.4		144.8	193.7	151.8	171.3	123.6	
1983 N	136.6	115.4	143.7	162.7	117.0	128.8	:	128.6	153.9	142.9	192.8	153.4	176.2	124.2	
1983 D	136.9	116.0	143.9	163.3	116.8	129.5	:	128.7		144.8	192.8	154.9	184.6	124.5	
1984 J	138.5	118.3	146.6	164.4	118.4	134.4	:	129.3		148.1	194.6	157.7	192.0	124.9	
1984 F	138.7	117.9	147.1	165.3	118.6	135.0	:	129.4	154.0	148.1	194.8	158.2	197.3	125.5	
1984 M	139.0	118.2	147.5	165.9	118.7	135.6	:	129.3		148.1	195.8	158.5	199.8	125.9	
1984 A	139.8	117.4	148.4	166.1	118.9	136.2	:	131.8		150.3	197.0	160.7	199.0	126.4	
1984 M	139.9	117.1	148.9	166.3	119.0	136.3	:	131.8	156.0	150.9	197.0	162.9	201.7	126.7	
1984 J	140.3	117.9	149.8	166.8	119.1	136.9	:	131.8		150.9	198.3	163.2	202.0	128.0	
1984 J	140.0	116.6	150.1	167.6	119.3	138.1	:	131.9		151.4	200.5	163.5	202.7	128.2	
1984 A	140.1	116.5	150.3	167.9	119.3	138.4	:	131.8	157.0	151.9	201.8	164.0	203.8	128.8	
1984 S	142.1	116.4	151.3	173.0	119.6	140.8	:	132.2		153.3	220.5	165.3	209.0	129.6	
1984 O	143.3	117.6	152.5	174.0	119.5	140.8	:	132.4		153.9	222.9	165.1	211.0	130.3	
1984 N	144.0	118.9	153.1	175.2	119.6	141.4	:	132.5	161.6	153.9	223.0	166.3	215.5	130.8	
1984 D	144.3	119.6	153.6	175.3	119.6	141.9	:	132.6		153.9	223.1	167.0	216.5	131.7	
1985 J	147.3	121.6	156.4	184.7	120.0	143.1	:	132.6		157.8	233.7	169.7	217.6	132.4	
1985 F	147.5	121.6	156.9	185.2	120.3	143.7	:	132.6	166.2	157.8	233.9	169.9	219.9	132.3	
1985 M	147.6	121.6	157.2	185.6	120.5	143.9	:	132.6		157.8	234.0	171.3	224.6	132.7	
1985 A	150.6	120.8	157.9	186.0	121.3	144.2	:	141.9		157.8	234.1	173.2	228.5	133.5	
1985 M	150.5	120.0	158.3	186.1	121.2	144.7	:	142.0	166.6	158.3	234.1	173.8	229.5	133.9	
1985 J	150.7	119.9	158.8	186.4	121.4	145.2	:	142.0		158.3	235.4	174.0	230.5	134.9	
1985 J	150.4	119.3	159.5	187.0	121.8	146.4	:	140.8		158.3	235.7	174.1	232.1	135.6	
1985 A	150.3	118.5	159.9	187.1	122.3	147.0	:	140.8	168.8	158.9	235.8	174.2	233.9	135.7	
1985 S	151.8	118.5	160.7	187.4	122.4	148.7	:	141.2		159.8	259.5	175.7	233.9	135.6	
1985 O	152.2	118.6	161.4	189.2	122.4	149.2	:	141.3		160.3	261.2	177.7	235.5	136.5	
1985 N	152.7	119.3	161.7	190.9	122.3	149.4	:	141.2	165.6	160.3	261.9	178.4	236.6	137.2	
1985 D	153.4	120.7	162.3	191.9	122.3	149.7	:	141.2		160.3	263.7	179.4	238.5	137.4	
1986 J	157.9	122.6	164.8	211.6	122.8	150.8	:	142.4		162.3	267.8	184.2	238.1	138.8	
1986 F	158.2	122.8	164.3	212.6	122.9	151.4	:	142.6	167.4	162.3	268.0	185.2	249.9	139.9	
1986 M	158.2	122.4	164.9	212.8	122.9	152.0	:	142.6		162.3	268.8	186.2	252.8	140.0	
1986 A	159.4	122.2	165.4	213.0	123.6	152.2	:	145.8		162.3	268.9	186.8	253.7	140.6	
1986 M	159.6	121.7	165.7	213.3	123.6	152.5	:	146.5	172.1	162.3	268.9	187.0	255.3	141.0	
1986 J	159.5	121.1	166.0	213.5	123.6	153.0	:	146.5		162.3	269.0	188.5	255.3	141.4	

CONSUMER PRICES

BOOKS, NEWSPAPERS AND MAGAZINES

PRIX A LA CONSOMMATION

LIVRES, JOURNAUX ET PERIODIQUES

	EUR10	BR DEUTSCH LAND	FRANCE	ITALIA	NEDER- LAND	BELGIQUE BELGIE	LUXEM- BOURG	UNITED KINGDOM	IRELAND	DANMARK	ELLAS	ESPANA	PORTU- GAL	USA
	PRICE INDICES				1980 = 100				INDICES DE PRIX					
1982 B	131.9	112.3	135.2	149.0	115.2	116.2	126.4	138.8	156.3	128.1	155.1	163.4	149.7	121.5
1983 B	145.2	118.8	148.3	172.1	122.4	122.6	134.2	151.6	182.9	142.1	205.1	181.6	169.3	130.2
1984 B	158.9	122.7	160.4	206.3	126.6	135.8	144.5	163.2	206.0	152.8	248.0	194.2	236.1	134.4
1985 B	172.8	126.5	171.6	231.2	131.5	143.1	151.7	179.4	222.2	162.2	346.8	217.0	315.4	142.1
1983 J	139.2	115.9	140.9	160.8	121.9	118.6	130.8	147.1		135.5	180.9	176.1	164.7	127.2
1983 F	140.1	116.4	142.4	161.8	122.0	118.8	130.9	147.5	171.5	137.6	188.9	176.1	164.1	127.2
1983 M	141.3	116.8	144.3	164.0	122.0	119.2	130.9	148.3		137.6	201.7	176.2	166.8	129.8
1983 A	142.5	117.7	145.2	166.9	122.0	119.3	131.2	149.0		140.2	201.7	176.2	166.8	129.1
1983 M	143.8	118.0	147.6	168.3	122.0	119.7	134.0	150.3	179.1	142.3	204.9	183.1	166.9	130.1
1983 J	144.3	118.6	148.3	168.9	122.0	121.9	134.0	150.7		142.3	204.9	183.3	166.9	129.2
1983 J	145.6	119.3	150.0	171.0	122.4	122.4	134.5	151.6		142.9	208.0	183.3	170.9	129.2
1983 A	147.3	120.2	150.9	176.5	122.5	122.6	135.9	153.2	187.9	144.4	208.0	183.3	170.9	131.1
1983 S	147.9	120.4	151.9	177.3	122.5	122.9	136.4	153.6		144.4	209.8	184.1	170.9	131.4
1983 O	149.1	120.7	152.3	179.9	123.2	127.9	136.4	155.1		145.6	212.1	185.6	169.9	133.2
1983 N	150.5	121.0	152.7	184.3	123.3	128.8	137.2	156.3	193.3	146.0	219.9	185.7	176.6	132.8
1983 D	150.8	121.1	153.0	185.1	123.4	129.4	138.4	156.7		146.0	220.2	185.7	175.8	132.3
1984 J	151.7	121.5	155.0	185.5	125.9	131.1	142.6	156.9		146.6	220.2	185.7	179.0	131.0
1984 F	154.1	121.8	156.7	196.6	126.1	131.8	142.6	157.1	195.0	148.0	224.5	185.7	180.9	133.7
1984 M	155.8	122.1	157.6	199.5	126.1	132.0	142.8	160.7		149.9	225.9	186.3	182.8	132.3
1984 A	157.7	122.2	159.0	204.9	126.2	133.2	142.8	162.7		150.6	225.9	186.8	247.8	134.1
1984 M	158.1	122.2	159.9	205.0	126.2	133.6	143.0	162.2	207.5	153.1	239.4	187.0	249.5	132.9
1984 J	158.4	122.6	160.4	205.1	126.0	136.0	143.1	162.5		153.1	239.4	189.1	254.4	133.4
1984 J	159.6	122.8	161.3	210.2	126.2	137.6	143.3	162.9		153.7	239.4	200.7	254.3	134.1
1984 A	160.0	122.9	161.6	210.5	126.4	137.8	145.3	163.6	209.2	155.1	239.4	200.7	256.3	135.3
1984 S	160.9	123.0	162.3	212.2	126.4	138.2	146.9	163.2		155.1	275.7	201.7	257.4	135.5
1984 O	162.1	123.4	163.1	213.0	127.7	138.3	147.5	165.4		155.8	280.1	201.7	255.6	136.7
1984 N	164.0	123.6	163.7	216.8	127.7	139.9	147.9	169.4	212.2	156.1	283.1	202.0	257.4	136.7
1984 D	164.8	123.8	164.2	216.9	127.8	140.1	146.3	171.9		156.1	283.1	202.8	257.4	137.6
1985 J	166.4	124.2	166.0	218.1	131.3	140.4	149.8	173.4		158.1	285.2	202.8	258.8	138.2
1985 F	167.8	124.4	167.6	220.0	131.5	141.1	150.1	176.0	222.8	158.4	285.2	207.0	264.0	139.8
1985 M	169.0	124.8	168.8	223.6	131.5	141.4	150.4	177.0		158.4	290.0	207.0	271.8	141.2
1985 A	170.3	125.1	170.4	225.3	131.4	141.5	150.9	178.1		159.7	314.4	217.8	272.2	141.6
1985 M	171.1	125.7	171.1	226.5	131.4	141.7	151.3	178.9	215.4	161.8	316.3	218.7	335.5	141.2
1985 J	172.4	126.3	171.7	231.7	131.5	144.1	151.6	179.0		161.8	327.6	219.2	336.1	143.0
1985 J	173.8	126.9	172.5	233.3	131.6	144.2	151.5	179.9		163.8	359.2	220.2	338.3	144.2
1985 A	174.6	127.6	172.8	235.8	131.6	144.2	152.4	180.1	222.8	163.1	370.1	221.2	339.2	143.2
1985 S	175.2	127.7	173.5	237.7	131.6	144.4	152.4	180.3		163.1	375.8	221.9	342.1	143.2
1985 O	176.2	128.0	174.1	237.3	131.6	144.4	153.2	182.7		165.0	385.2	221.9	342.4	143.4
1985 N	178.1	128.4	174.7	242.6	131.6	144.6	153.2	183.7	227.7	166.4	423.9	223.2	342.4	143.3
1985 D	178.4	128.5	175.5	242.6	131.7	145.2	153.2	183.7		166.4	428.3	223.2	342.4	143.1
1986 J	180.5	129.4	179.9	244.7	134.2	145.5	156.1	184.7		166.4	435.4	249.7	351.5	145.5
1986 F	180.9	130.2	179.5	244.4	135.1	146.0	156.7	185.4	229.3	170.9	436.9	250.1	354.2	146.1
1986 M	181.8	130.8	181.0	245.3	135.1	148.7	157.0	185.6		172.2	446.5	250.1	355.3	147.2
1986 A	182.6	131.5	181.9	245.3	135.2	149.4	157.1	186.7		172.9	446.5	251.9	356.2	147.8
1986 M	183.8	133.7	182.8	246.2	135.1	149.9	157.2	187.9	242.4	172.9	449.4	251.9	358.7	147.9
1986 J	184.2	133.7	183.4	246.3	135.1	151.8	157.2	188.3		172.9	458.2	251.9	358.7	148.3

CONSUMER PRICES
OTHER GOODS AND SERVICES

PRIX A LA CONSOMMATION
AUTRES BIENS ET SERVICES

	EUR10	BR DEUTSCH LAND	FRANCE	ITALIA	NEDER- LAND	BELGIQUE BELGIE	LUXEM- BOURG	UNITED KINGDOM	IRELAND	DANMARK	ELLAS	ESPANA	PORTU- GAL	USA
	PRICE INDICES								1980 = 100		INDICES DE PRIX			
1982 Ø	123.2	113.5	127.9	140.4	109.5	113.2	114.5	116.3	151.0	120.5	165.1	133.7	142.1	124.2
1983 Ø	132.3	113.5	142.7	163.7	112.9	122.3	125.0	114.4	172.7	130.8	212.5	156.8	174.4	127.1
1984 Ø	143.4	120.8	153.2	182.1	116.1	128.8	132.3	129.1	186.0	139.9	266.7	176.2	218.2	133.4
1985 Ø	156.4	125.7	162.5	200.8	118.7	136.4	140.3	149.8	193.0	147.8	328.6	193.2	264.0	139.2
1983 J	126.0	117.1	135.2	153.7	111.3	117.5	119.1	107.5		127.0	185.1	145.4	154.0	125.6
1983 F	127.4	117.1	137.0	157.6	111.6	118.7	118.1	108.1	165.6	127.0	192.2	148.6	158.1	126.0
1983 M	128.3	117.2	138.5	159.1	111.9	119.4	118.3	108.7		128.0	198.8	149.9	150.9	126.3
1983 A	129.2	117.2	140.1	160.1	112.9	120.6	124.3	109.6		128.0	201.4	154.4	166.6	125.9
1983 M	130.3	117.2	141.3	162.2	112.8	121.3	125.4	110.3	171.1	130.0	228.8	155.7	171.2	126.0
1983 J	131.3	119.0	142.3	162.6	113.1	121.7	125.6	111.1		131.0	230.0	156.5	174.4	126.4
1983 J	133.5	119.1	143.7	163.8	113.2	124.2	126.5	116.3		131.0	230.8	157.8	174.8	126.9
1983 A	134.8	119.5	144.8	166.4	113.3	125.2	127.8	118.2	175.3	132.0	227.8	158.7	180.6	127.4
1983 S	135.8	119.5	146.1	168.0	113.5	125.6	128.1	119.3		133.0	234.1	161.2	181.3	128.3
1983 O	136.4	119.5	147.1	168.9	113.6	125.4	128.8	120.1		134.0	239.6	162.5	185.7	128.7
1983 N	137.1	119.6	147.6	170.7	113.7	124.2	129.1	121.2	178.7	134.0	241.7	165.0	187.2	128.9
1983 D	137.7	119.6	148.1	171.2	113.9	124.2	129.2	122.2		135.0	244.2	166.3	192.6	129.1
1984 J	138.6	119.9	148.6	173.4	114.7	124.0	129.3	123.2		135.0	254.4	167.4	194.1	130.2
1984 F	139.5	119.9	149.3	176.8	114.9	124.9	129.9	123.5	181.9	136.0	250.1	169.0	199.4	130.9
1984 M	140.1	120.0	149.9	177.9	115.2	125.9	131.0	124.3		136.0	257.2	172.7	201.5	131.3
1984 A	139.6	120.0	150.6	178.9	116.0	127.5	132.1	120.5		137.0	261.0	174.1	207.3	131.5
1984 M	140.3	120.0	151.7	180.1	116.1	128.0	132.6	121.1	183.4	139.0	263.2	175.5	211.7	132.4
1984 J	141.4	121.0	152.9	181.4	116.3	129.1	132.7	122.2		141.0	264.7	176.3	216.8	133.4
1984 J	142.1	121.4	154.1	182.1	116.3	131.6	133.4	122.6		141.0	267.0	177.0	221.6	134.3
1984 A	146.3	121.4	154.9	183.7	116.3	131.9	133.6	135.8	190.9	142.0	266.0	177.6	226.6	135.1
1984 S	147.4	121.4	155.4	185.2	116.5	131.4	133.9	138.4		142.0	272.9	179.1	230.2	135.5
1984 O	148.2	121.4	156.4	186.8	116.7	130.0	134.3	140.0		143.0	278.0	180.7	232.2	135.6
1984 N	149.1	121.5	156.9	188.8	116.8	129.9	135.2	141.4	188.0	143.0	282.0	182.2	235.0	135.5
1984 D	148.3	121.8	157.3	189.6	116.9	131.0	135.3	136.8		144.0	284.1	183.3	237.9	135.6
1985 J	149.2	124.1	157.8	191.4	117.0	129.7	135.9	136.9		144.0	288.4	184.7	239.4	135.2
1985 F	151.8	124.5	158.3	195.2	117.0	131.5	136.8	142.9	189.1	145.0	290.4	188.2	247.8	136.4
1985 M	152.7	124.7	159.0	196.4	117.1	131.5	137.3	144.7		145.0	297.9	189.3	258.2	137.2
1985 A	155.3	124.9	159.8	197.7	118.6	134.0	139.0	151.5		146.0	315.0	190.8	255.2	137.6
1985 M	156.5	124.9	161.9	199.6	118.8	134.2	139.5	152.9	139.8	148.0	316.2	191.8	257.1	138.3
1985 J	157.6	126.2	163.0	200.9	119.1	135.3	139.9	153.6		149.0	321.0	192.6	259.1	139.4
1985 J	158.4	126.3	163.9	201.6	119.2	139.9	141.3	154.6		149.0	321.8	193.5	263.7	140.0
1985 A	159.0	126.3	164.3	203.0	119.4	140.6	141.6	155.6	197.1	148.0	315.9	194.1	266.5	140.4
1985 S	158.3	126.3	164.3	204.3	119.5	140.3	142.2	150.5		149.0	345.9	197.0	267.6	141.0
1985 O	158.7	126.4	165.5	205.3	119.6	139.6	142.5	150.7		149.0	357.8	198.0	273.7	141.1
1985 N	159.4	126.4	165.7	206.9	119.6	139.1	143.4	151.6	195.0	150.0	381.9	198.8	275.0	141.4
1985 D	160.1	127.0	165.9	207.9	119.7	140.9	143.8	152.5		151.0	391.1	199.4	278.3	141.6
1986 J	161.4	129.3	166.2	209.5	119.8	140.9	143.9	153.7		151.0	407.2	203.4	290.3	142.6
1986 F	162.5	129.5	166.6	212.8	119.8	142.9	143.9	154.8	201.9	151.0	401.5	211.7	294.7	143.3
1986 M	163.2	129.7	167.3	214.4	119.9	143.0	144.5	155.7		152.0	407.2	213.6	299.8	143.6
1986 A	163.3	129.7	168.0	215.2	120.6	145.2	147.5	154.1		153.0	409.8	215.0	303.3	144.0
1986 M	163.8	129.9	168.7	216.6	120.7	145.7	148.3	154.3	205.5	154.0	413.1	215.6	305.8	144.4
1986 J	162.8	130.6	169.5	217.2	120.9	146.9	148.5	149.0		155.0	406.8	216.7	307.2	146.1

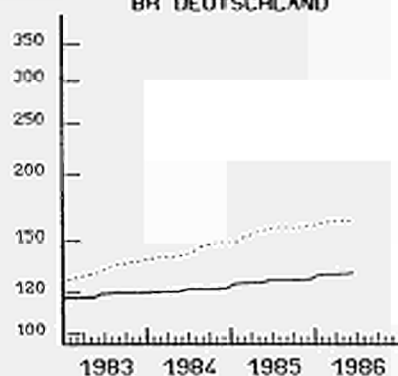
VERBRAUCHERPREISE
SONSTIGE GÜTER UND DIENSTLEISTUNGEN

CONSUMER PRICES
OTHER GOODS AND SERVICES

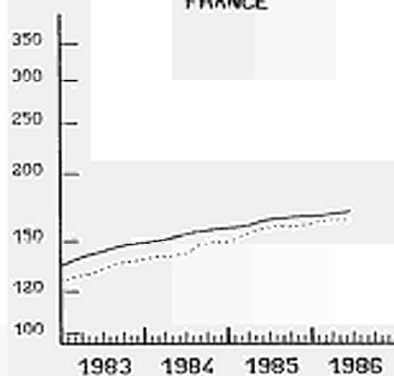
PRIX A LA CONSOMMATION
AUTRES BIENS ET SERVICES

1980 = 100

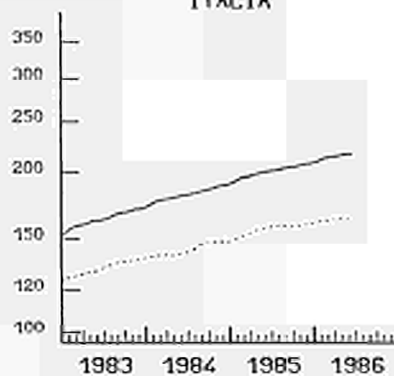
BR DEUTSCHLAND



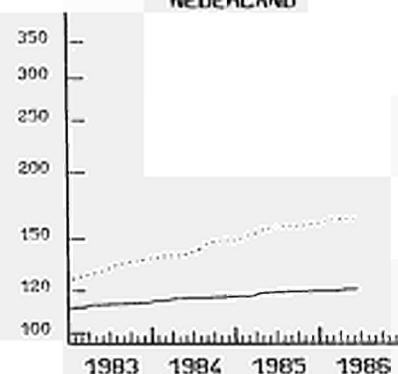
FRANCE



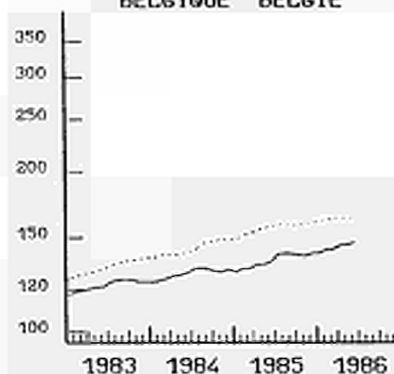
ITALIA



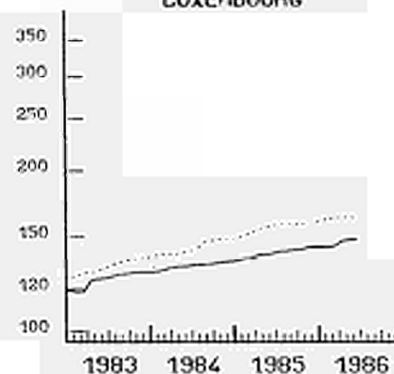
NEDERLAND



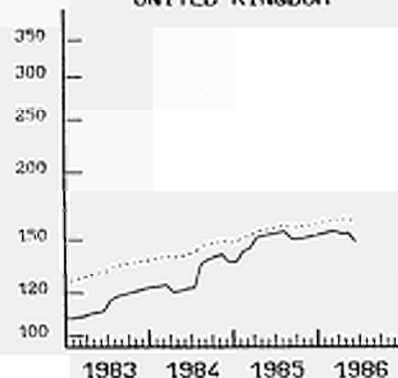
BELGIE BELGIE



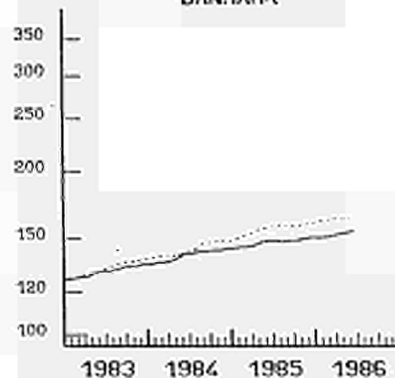
LUXEMBOURG



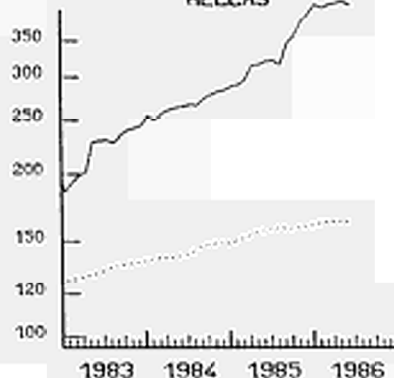
UNITED KINGDOM



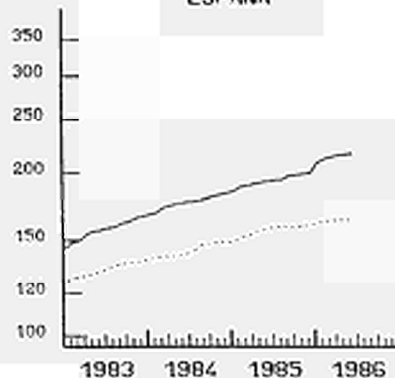
DANMARK



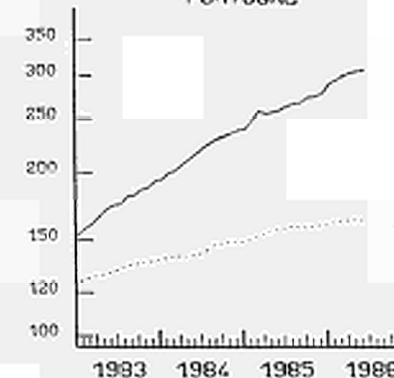
HELLAS



ESPAÑA



PORTUGAL



EINFACH-LOGARITHMISCHE SKALA

EUR 10
SEMI-LOGARITHMIC SCALE

ECHELLE SEMI-LOGARITHMIQUE

CONSUMER PRICES

PRIX A LA CONSOMMATION

EXPENDITURE IN HOTELS, PUBS AND RESTAURANTS

DEPENSES POUR HOTELS, CAFES ET RESTAURANTS

	EUR10	BR DEUTSCH LAND	FRANCE	ITALIA	NEDER- LAND	BELGIQUE BELGIE	LUXEM- BOURG	UNITED KINGDOM	IRELAND	DANMARK	ELLAS	ESPANA	PORTU- GAL	USA
	PRICE INDICES				1980 = 100				INDICES DE PRIX					
1982 Ø	124.7	111.9	131.2	144.5	114.0	109.0	113.4	117.8	153.2	120.1	158.6	136.7	146.9	:
1983 Ø	136.9	115.7	146.9	168.4	118.0	117.8	123.5	125.5	175.3	130.8	199.7	159.7	182.4	:
1984 Ø	147.5	118.7	157.5	188.9	122.6	124.8	130.1	134.7	186.6	141.6	232.4	181.3	225.5	:
1985 Ø	158.1	120.6	168.8	210.7	126.0	133.7	136.5	142.5	193.3	148.5	280.5	200.8	273.4	:
1983 J	131.4	114.1	139.5	158.8	116.3	114.0	117.1	122.0		126.0	172.0	148.4	160.4	:
1983 F	132.4	114.4	141.2	161.0	116.6	115.8	115.5	122.5	171.4	126.0	174.8	151.3	164.6	:
1983 M	133.5	114.7	142.6	163.8	116.8	116.5	115.5	122.9		127.0	177.8	152.6	168.5	:
1983 A	134.5	114.8	144.6	164.7	117.6	117.3	123.6	123.8		127.0	178.6	157.6	175.0	:
1983 M	135.8	115.2	145.6	166.0	117.4	117.9	124.9	124.6	173.2	130.0	199.3	158.6	179.4	:
1983 J	136.5	115.3	146.3	167.0	118.1	118.2	125.0	125.3		131.0	204.2	159.3	184.3	:
1983 J	137.5	115.9	147.8	168.5	118.3	118.5	125.1	125.6		132.0	209.6	160.6	181.8	:
1983 A	138.6	116.4	149.2	171.3	118.5	118.7	126.7	126.2	176.7	132.0	212.5	161.4	190.5	:
1983 S	139.6	116.7	150.5	173.3	118.8	118.9	126.7	127.2		133.0	212.7	164.0	190.3	:
1983 O	140.4	117.0	151.7	174.4	118.9	119.1	127.1	127.9		135.0	213.0	165.1	193.5	:
1983 N	141.0	117.1	151.9	175.5	119.2	119.4	127.3	128.8	179.8	135.0	214.1	168.0	195.5	:
1983 D	141.8	117.2	152.3	176.0	119.5	119.6	127.3	129.6		135.0	227.3	169.5	204.9	:
1984 J	142.6	117.6	152.7	179.7	120.0	120.8	127.3	130.5		136.0	214.7	170.7	204.5	:
1984 F	143.5	117.9	153.4	182.9	120.4	121.6	127.7	130.9	183.2	136.0	215.6	172.5	211.0	:
1984 M	144.3	118.1	153.9	184.6	120.9	122.6	128.2	131.6		137.0	216.1	177.7	214.1	:
1984 A	145.4	118.3	154.5	185.8	122.4	123.2	129.6	132.4		138.0	233.1	179.4	217.9	:
1984 M	146.4	118.4	155.8	186.4	122.8	123.5	130.2	134.5	184.3	148.0	225.9	180.8	224.1	:
1984 J	147.4	118.5	157.2	187.6	122.9	124.1	130.4	135.6		142.0	231.0	181.5	229.0	:
1984 J	148.0	118.7	158.6	188.9	123.1	124.6	131.2	135.4		143.0	233.3	182.2	227.7	:
1984 A	148.8	119.0	159.5	190.5	123.3	125.1	130.7	135.7	190.4	143.0	237.8	182.9	235.5	:
1984 S	149.6	119.2	160.1	192.2	123.7	126.9	131.2	136.4		143.0	240.8	184.5	240.3	:
1984 O	150.5	119.3	161.0	194.8	123.9	127.3	131.5	137.3		144.0	241.4	186.2	240.5	:
1984 N	151.1	119.4	161.5	195.9	124.0	128.6	131.8	138.0	188.5	144.0	242.4	187.9	243.8	:
1984 D	152.0	119.5	161.8	197.2	124.0	129.1	131.8	138.5		145.0	256.7	188.9	247.5	:
1985 J	152.6	119.6	162.3	200.2	124.1	129.9	132.4	138.6		145.0	253.7	190.8	246.5	:
1985 F	153.5	119.8	162.0	204.3	124.1	130.6	133.0	139.0	189.6	146.0	257.5	195.5	256.7	:
1985 M	154.5	120.1	163.4	206.2	124.2	131.4	133.0	139.6		146.0	262.1	196.7	274.4	:
1985 A	155.6	120.2	164.0	208.0	125.7	132.0	135.7	140.8		147.0	269.2	198.4	267.9	:
1985 M	156.9	120.4	166.9	209.0	126.0	132.1	136.3	141.8	190.5	148.0	275.3	199.3	269.2	:
1985 J	157.9	120.5	168.3	210.7	126.2	132.4	136.6	142.5		149.0	284.1	200.2	272.1	:
1985 J	158.8	120.8	169.1	211.8	126.3	134.5	138.3	143.0		149.0	286.7	201.2	275.9	:
1985 A	159.5	121.0	169.7	213.2	126.6	135.4	135.8	143.8	196.1	150.0	289.7	202.0	280.1	:
1985 S	160.1	120.9	170.1	214.4	127.0	135.9	138.3	144.3		150.0	294.2	205.1	280.1	:
1985 O	161.9	121.1	176.2	215.7	127.2	136.4	138.4	145.1		150.0	294.5	206.0	284.0	:
1985 N	162.5	121.5	176.5	216.7	127.2	136.7	139.8	145.7	197.2	151.0	298.9	206.7	285.9	:
1985 D	163.0	121.5	176.7	218.3	127.3	137.1	140.0	146.2		151.0	300.2	207.3	288.3	:
1986 J	163.1	121.7	171.8	219.5	127.6	137.6	140.0	147.1		152.0	313.6	217.9	295.0	:
1986 F	164.4	122.1	172.2	225.0	127.5	138.6	140.0	147.9	205.1	152.0	312.0	221.3	301.4	:
1986 M	165.4	122.4	172.8	228.2	127.7	139.7	140.6	148.2		152.0	320.4	223.2	307.9	:
1986 A	166.8	122.7	173.6	229.2	128.9	140.5	145.5	149.7		154.0	332.5	224.8	309.3	:
1986 M	167.7	122.9	174.4	230.3	129.1	140.8	145.8	150.4	209.8	156.0	340.8	225.5	311.8	:
1986 J	170.0	123.1	175.4	231.6	129.3	141.6	145.8	155.5		156.0	345.3	226.8	313.3	:

K

CONSUMER PRICES
ENERGY PRODUCTSPRIX A LA CONSOMMATION
PRODUITS ENERGETIQUES

	EUR10	BR DEUTSCH LAND	FRANCE	ITALIA	NEDER- LAND	BELGIQUE BELGIE	LUXEM- BOURG	UNITED KINGDOM	IRELAND	DANMARK	ELLAS	ESPANA	PORTU- GAL	USA
	PRICE INDICES				1980 = 100				INDICES DE PRIX					
1982 Ø	134.2	121.9	137.8	149.7	134.6	138.3	129.1	134.0	151.6	140.6	138.0	146.4	146.7	115.2
1983 Ø	142.8	120.9	150.7	173.5	138.4	143.2	143.1	143.7	167.7	141.7	160.8	170.0	198.8	116.1
1984 Ø	150.6	123.9	162.8	191.8	144.7	154.6	151.1	147.9	178.5	142.0	185.4	188.2	262.6	117.3
1985 Ø	159.0	127.9	176.2	203.9	150.0	161.6	156.9	155.8	191.7	146.4	220.5	196.3	322.8	118.2
1983 J	141.3	123.0	147.0	169.9	136.7	140.2	142.3	141.1		146.0	153.9	168.7	168.8	114.8
1983 F	140.1	120.1	145.9	169.9	136.1	138.5	140.6	140.8	162.9	145.0	156.6	168.5	185.6	112.6
1983 M	138.4	116.1	144.6	169.1	134.8	138.6	140.5	140.4		141.0	161.5	168.5	185.6	110.8
1983 A	139.7	116.4	147.7	169.5	136.1	137.3	138.4	142.6		140.0	161.6	168.6	185.6	113.5
1983 M	141.0	117.8	150.2	171.0	137.4	139.0	137.9	143.3	165.9	139.0	161.6	168.6	185.6	116.7
1983 J	141.8	118.9	151.4	171.3	138.0	142.1	137.7	143.2		139.0	161.6	168.6	185.6	118.3
1983 J	142.9	120.2	151.6	172.5	140.4	143.9	146.6	144.6		140.0	161.6	168.6	205.1	119.1
1983 A	144.6	123.6	152.6	172.6	141.4	148.4	145.6	145.3	169.2	141.0	162.3	168.6	213.0	119.0
1983 S	145.7	124.0	153.8	177.4	140.8	149.0	147.5	145.4		144.0	162.3	168.6	213.5	118.9
1983 O	145.4	123.0	154.7	178.4	138.9	145.0	147.3	145.5		143.0	162.3	170.4	213.5	117.7
1983 N	146.1	123.5	154.7	180.1	140.3	149.0	146.0	145.9	172.9	142.0	162.3	170.4	221.7	116.3
1983 D	146.2	124.4	154.4	180.3	139.7	147.8	146.2	145.9		140.0	162.3	181.7	221.7	115.8
1984 J	147.8	124.4	155.5	189.6	144.2	151.3	149.4	144.5		140.0	168.6	184.2	221.7	115.4
1984 F	148.9	123.9	158.1	191.2	144.5	152.0	152.3	145.5	176.9	144.0	180.8	185.8	243.4	116.4
1984 M	148.8	122.1	159.3	192.5	144.1	149.4	149.7	145.8		142.0	187.0	185.8	262.3	115.8
1984 A	149.0	122.5	159.4	191.4	144.3	150.9	149.8	147.0		140.0	187.7	189.0	262.3	116.7
1984 M	149.0	122.4	159.4	190.5	144.4	151.8	149.8	147.2	175.9	140.0	187.5	189.0	262.3	118.0
1984 J	149.4	123.4	159.8	190.2	144.3	150.3	148.8	147.8		142.0	187.5	189.2	262.3	118.7
1984 J	150.1	122.6	162.4	190.2	144.4	157.4	150.0	147.9		141.0	187.6	189.2	271.4	118.6
1984 A	150.5	121.7	164.8	190.7	144.5	157.4	150.0	148.5	177.3	141.0	187.6	189.2	273.1	118.3
1984 S	151.0	122.6	165.6	190.8	145.1	157.9	150.0	148.3		143.0	187.6	189.2	273.1	118.8
1984 O	154.2	127.7	168.5	194.9	146.3	160.3	154.6	150.3		143.0	187.6	189.2	273.1	118.2
1984 N	154.4	126.6	170.3	194.9	145.3	158.4	154.5	151.0	184.1	145.0	187.6	189.2	273.1	116.8
1984 D	154.2	126.3	170.3	194.5	145.3	158.1	154.4	151.1		143.0	187.6	189.2	273.1	116.0
1985 J	155.9	127.5	172.8	197.3	148.7	159.0	152.9	151.2		144.0	207.0	192.5	303.4	114.8
1985 F	157.4	128.9	174.5	200.4	150.0	163.1	154.9	151.4	189.1	147.0	209.8	196.4	310.9	113.9
1985 M	160.4	130.0	178.6	204.8	151.8	167.1	159.0	154.8		152.0	210.6	197.1	323.6	115.4
1985 A	161.3	128.7	180.5	207.0	151.7	165.1	162.9	157.5		152.0	210.6	197.3	323.6	117.5
1985 M	161.3	128.8	180.4	206.3	152.5	164.2	158.9	158.1	194.5	150.0	210.6	197.3	323.6	119.6
1985 J	160.6	127.8	179.6	205.9	151.8	162.7	160.6	158.1		147.0	210.6	197.3	323.6	121.0
1985 J	159.6	127.3	178.4	203.7	150.9	161.4	160.7	157.3		145.0	210.6	197.3	323.6	121.1
1985 A	158.7	126.2	176.8	202.8	149.3	159.3	153.6	157.1	193.2	145.0	224.6	197.3	323.6	121.8
1985 S	158.3	126.7	173.9	202.1	149.8	161.6	152.0	156.9		143.0	232.0	197.4	323.6	119.8
1985 O	158.2	127.8	173.4	203.1	148.7	159.8	156.2	155.8		144.0	232.1	198.2	323.6	118.3
1985 N	158.3	128.5	173.4	203.3	148.1	160.5	155.5	155.6	190.1	144.0	232.8	197.6	332.3	117.7
1985 D	158.2	126.6	171.9	209.7	146.7	155.7	155.6	155.5		144.0	254.7	190.4	338.5	118.1
1986 J	155.2	122.4	166.9	206.2	146.5	150.5	150.3	155.0		142.0	261.2	192.3	349.4	117.6
1986 F	149.1	116.7	159.2	197.1	143.6	144.2	143.5	150.3	189.8	135.0	261.2	192.3	349.4	113.2
1986 M	145.5	112.5	157.5	196.2	139.5	137.5	134.8	144.5		135.0	257.6	183.8	349.4	105.6
1986 A	145.9	110.0	156.4	194.9	139.4	135.3	128.0	148.1		159.0	252.0	184.0	349.4	100.2
1986 M	144.1	107.7	156.5	194.6	139.2	130.8	125.2	144.5	178.9	160.0	252.0	184.0	336.6	101.8
1986 J	143.6	107.6	156.4	193.0	137.8	128.8	119.8	145.7		154.0	252.0	184.0	335.9	105.4

M

CONSUMER PRICE

PRIX A LA CONSOMMATION

GENERAL INDEX

INDICE GENERAL

	SWITZERLAND SUISSE SCHWEITZ	AUSTRIA AUTRICHE OESTERREICH	NORWAY NORVEGE NORGE	SWEDEN SUEDE SVERIGE	FINLAND FINLANDE SUOMI
	PRICE INDICES	1980 = 100		INDICES DE PRIX	
1955	41.8	34.1	25.2	23.3	14.6
1956	42.4	35.4	19.4	24.3	16.3
1957	43.2	36.4	25.0	25.4	18.5
1958	44.0	37.1	28.1	26.6	20.2
1959	43.6	37.5	28.7	26.8	20.5
1960	44.4	38.3	28.9	27.8	21.2
1961	45.2	39.6	29.5	28.5	21.6
1962	47.1	41.3	31.1	29.8	22.6
1963	48.7	42.5	31.9	30.6	23.7
1964	50.3	44.1	33.7	31.7	26.1
1965	51.9	46.3	35.1	33.3	27.4
1966	54.4	47.3	36.2	35.4	28.4
1967	56.6	49.2	37.9	37.0	30.0
1968	57.9	50.5	39.2	37.7	32.5
1969	59.5	52.1	40.4	38.7	33.3
1970	61.6	54.4	44.6	41.3	34.2
1971	65.6	56.9	47.5	44.5	36.4
1972	70.0	60.5	50.9	47.1	39.0
1973	76.2	65.1	54.7	50.3	43.6
1974	83.5	71.3	59.9	55.3	51.2
1975	89.1	77.3	66.8	60.7	60.3
1976	90.7	83.0	72.9	67.0	68.9
1977	92.1	87.6	79.5	74.6	77.7
1978	92.8	90.7	86.0	82.1	83.5
1979	96.1	94.0	90.2	88.0	89.6
1980	100.0	100.0	100.0	100.0	100.0
1981	106.5	106.8	113.6	112.1	111.9
1982	112.5	112.6	126.5	121.7	122.6
1983	115.8	116.3	137.2	132.5	132.8
1984	119.2	122.9	145.7	143.2	142.2
1985	123.3	126.9	154.0	153.7	150.5

CONSUMER PRICE INDICES
INDICES DES PRIX A LA CONSOMMATION

Country	Sources
DEUTSCHLAND	Preise und Preisindizes für die Lebenshaltung Reihe 7 <u>STATISTISCHES BUNDESAMT - WIESBADEN</u>
FRANCE	Indices des prix à la consommation Bulletin mensuel de statistique <u>INSEE - PARIS/FRANCE</u>
ITALIA	Indici dei prezzi al consumo <u>ISTAT - ROMA/ITALIA</u>
NEDERLAND	Maandstatistiek van de prijzen <u>C.B.S. - VOORBURG/NEDERLAND</u>
BELGIQUE BELGIE	Index van de consumptie prijzen Dienst voor het indexcijfer <u>MINISTERIE VAN ECONOMISCHE ZAKEN - BRUSSEL/BELGIE</u>
LUXEMBOURG	Indice des prix à la consommation INDICATEURS RAPIDES <u>STATEC - LUXEMBOURG</u>
UNITED KINGDOM	Retail price index <u>DEPARTMENT OF EMPLOYMENT - LONDON/UK</u>
IRELAND	Consumer Price Index <u>CENTRAL STATISTICAL OFFICE - DUBLIN/IRELAND</u>
DANMARK	Forbrugerpris indekset Prisstatistik <u>DANMARKS STATISTIK - KØBENHAVN/DANMARK</u>
ESPAÑA	Indice de precios de consumo INSTITUTO NACIONAL DE ESTADISTICA - MADRID/ESPAÑA
PORTUGAL	Indice de precios no consumidor <u>INSTITUTO NACIONAL DE ESTADISTICA - LISBOA/PORTUGAL</u>
GREECE	Consumer price index <u>NATIONAL STATISTICAL OFFICE OF GREECE - ATHENS/GREECE</u>
SCHWEIZ	Landesindex der Konsumentenpreise <u>BUNDESAMT FUER GEWERBE, INDUSTRIE UND ARBEIT - BERN/ SCHWEIZ</u>
OESTERREICH	Index der Verbraucherpreise <u>OESTERREICHISCHES STATISTISCHES ZENTRALAMT - WIEN/ OESTERREICH</u>

Country	Source
NORWAY	Konsumprisindeksen STATISTISK MÅNEDSHEFTE <u>STATISTISK SENTRALBYRÅ - OSLO/NORGE</u>
SWEDEN	Konsumer priserna : STATISTISKA MEDDELLAN <u>STATISTISKA CENTRALBYRÅN - STOCKHOLM/SVERIGE</u>
FINLAND	Consumer price index - Monthly bulletin <u>CENTRAL STATISTICAL OFFICE OF FINLAND - HELSINKI/Finland</u>
U.S.A.	Consumer price index - CPI-U U.S. City - Average for all urban consumers <u>U.S. BUREAU OF LABOR - WASHINGTON/USA</u>
CANADA	The consumer price index <u>STATISTICS CANADA - OTTAWA/CANADA</u>
JAPAN	Consumer price index <u>STATISTICS BUREAU</u> <u>MANAGEMENT AND COORDINATION AGENCY - TOKYO/JAPAN</u>

Venta y suscripciones · Salg og abonnement · Verkauf und Abonnement · Πωλήσεις και συνδρομές
 Sales and subscriptions · Vente et abonnements · Vendita e abbonamenti
 Verkoop en abonnementen · Venda e assinaturas

BELGIOUE/BELGIË

Moniteur belge/Belgisch Staatsblad
 Rue de Louvain 40-42/Leuvensestraat 40-42
 1000 Bruxelles/1000 Brussel
 Tél. 512 00 26
 CCP/Postrekening 000-2005502-27

Sous-dépôts/Agentschappen:

**Librairie européenne/
 Europese Boekhandel**

Rue de la Loi 244/Wetstraat 244
 1040 Bruxelles/1040 Brussel

CREDOC

Rue de la Montagne 34/Bergstraat 34
 Bte 11/Bus 11
 1000 Bruxelles/1000 Brussel

DANMARK

Schultz EF-publikationer

Møntergade 19
 1116 København K
 Tlf: (01) 14 11 95
 Girokonto 200 11 95

BR DEUTSCHLAND

Bundesanzeiger Verlag

Breite Straße
 Postfach 10 80 06
 5000 Köln 1
 Tel. (02 21) 20 29-0
 Fernschreiber:
 ANZEIGER BONN 8 882 595
 Telecopierer:
 20 29 278

GREECE

G.C. Eleftheroudakis SA

International Bookstore
 4 Nikis Street
 105 63 Athens
 Tel. 322 22 55
 Telex 219410 ELEF

Sub-agent for Northern Greece:

Molho's Bookstore

The Business Bookshop
 10 Tsimiski Street
 Thessaloniki
 Tel. 275 271
 Telex 412885 LIMO

ESPAÑA

Boletín Oficial del Estado

Trafalgar 27
 E-28010 Madrid
 Tel. (91) 446 60 00

Mundi-Prensa Libros, S.A.

Castelló 37
 E-28001 Madrid
 Tel. (91) 431 33 99 (Libros)
 431 32 22 (Suscripciones)
 435 36 37 (Dirección)
 Télex 49370-MPLI-E

FRANCE

**Service de vente en France des publications
 des Communautés européennes**

Journal officiel
 26, rue Desaix
 75732 Paris Cedex 15
 Tél. (1) 45 78 61 39

IRELAND

Government Publications Sales Office

Sun Alliance House
 Molesworth Street
 Dublin 2
 Tel. 71 03 09

or by post

Stationery Office

St Martin's House
 Waterloo Road
 Dublin 4
 Tel. 68 90 66

ITALIA

Licosa Spa

Via Lamarmora, 45
 Casella postale 552
 50 121 Firenze
 Tel. 57 97 51
 Telex 570466 LICOSA I
 CCP 343 509

Subagenti:

Libreria scientifica Lucio de Biasio - AEIOU

Via Meravigli, 16
 20 123 Milano
 Tel. 80 76 79

Libreria Tassi

Via A. Farnese, 28
 00 192 Roma
 Tel. 31 05 90

Libreria giuridica

Via 12 Ottobre, 172/R
 16 121 Genova
 Tel. 59 56 93

GRAND-DUCHÉ DE LUXEMBOURG

**Office des publications officielles
 des Communautés européennes**

2, rue Mercier
 L-2985 Luxembourg
 Tél. 49 92 81
 Télex PUBOF LU 1324 b
 CCP 19190-81
 CC bancaire BIL 8-109/6003/200

Messageries Paul Kraus

11, rue Christophe Plantin
 L-2339 Luxembourg
 Tél. 48 21 31
 Télex 2515
 CCP 49242-63

NEDERLAND

Staatsdrukkerij- en uitgeverijbedrijf

Christoffel Plantijnstraat
 Postbus 20014
 2500 EA 's-Gravenhage
 Tel. (070) 78 99 11

PORTUGAL

Imprensa Nacional

Av. Francisco Manuel de Melo, 5
 P-1000 Lisboa
 Tel. 65 39 96

Distribuidora Livros Bertrand Lda.

Grupo Bertrand, SARL

Rua das Terras dos Vales, 4-A
 Apart. 37
 P-2700 Amadora CODEX
 Tel. 493 90 50 - 494 87 88
 Telex 15798 BERDIS

UNITED KINGDOM

HM Stationery Office

HMSO Publications Centre
 51 Nine Elms Lane
 London SW8 5DR
 Tel. (01) 211 56 56

Sub-agent:

Alan Armstrong & Associates Ltd

72 Park Road
 London NW1 4SH
 Tel. (01) 723 39 02
 Telex 297635 AAALTD G

SCHWEIZ/SUISSE/SVIZZERA

Librairie Payot

6, rue Grenus
 1211 Genève
 Tél. 31 89 50
 CCP 12-236

UNITED STATES OF AMERICA

**European Community Information
 Service**

2100 M Street, NW
 Suite 707
 Washington, DC 20037
 Tel. (202) 862 9500

CANADA

Renouf Publishing Co., Ltd

61 Sparks Street
 Ottawa
 Ontario K1P 5R1
 Tel. Toll Free 1 (800) 267 4164
 Ottawa Region (613) 238 8985-6
 Telex 053-4936

JAPAN

Kinokuniya Company Ltd

17-7 Shinjuku 3-Chome
 Shiniuku-ku
 Tokyo 160-91
 Tel. (03) 354 0131

Journal Department

PO Box 55 Chitose
 Tokyo 156
 Tel. (03) 439 0124

Price (excluding VAT) in Luxembourg • Prix publics au Luxembourg (TVA exclue)

	ECU	BFR	FF	IRL	UKL	USD
Single copy • Prix par numéro	2.23	100	16	1.60	1.40	2
Subscription • Abonnement	28.96	1 300	195	20.75	17	24



KONTORET FOR DE EUROPÆISKE FÆLLESSKABERS OFFICIELLE PUBLIKATIONER
 AMT FÜR AMTLICHE VERÖFFENTLICHUNGEN DER EUROPÄISCHEN GEMEINSCHAFTEN
 ΥΠΗΡΕΣΙΑ ΕΠΙΣΗΜΩΝ ΕΚΔΟΣΕΩΝ ΤΩΝ ΕΥΡΩΠΑΪΚΩΝ ΚΟΙΝΟΤΗΤΩΝ
 OFFICE FOR OFFICIAL PUBLICATIONS OF THE EUROPEAN COMMUNITIES
 OFICINA DE LAS PUBLICACIONES OFICIALES DE LAS COMUNIDADES EUROPEAS
 OFFICE DES PUBLICATIONS OFFICIELLES DES COMMUNAUTÉS EUROPÉENNES
 UFFICIO DELLE PUBBLICAZIONI UFFICIALI DELLE COMUNITÀ EUROPEE
 BUREAU VOOR OFFICIËLE PUBLIKATIES DER EUROPESE GEMEENSCHAPPEN
 SERVIÇO DAS PUBLICAÇÕES OFICIAIS DAS COMUNIDADES EUROPEIAS

ISSN 0258-0861