

## Consumer price index

9 □ 1987 Monthly

### PRICES: Another favorable evolution for the Community in September (+0.2%)

The CPI for the Community as a whole rose only by 0.2% in September; this favorable evolution was obtained thanks goods results in several Member States: decreases in the German and the Belgian indices (-0.2%) and moderate increases in France and Luxembourg (both +0.1%) as well as in the United-Kingdom and in Portugal (both +0.3%).

However substantial increases were recorded in Greece, Spain, Italy, Denmark and the Netherlands.

The inflation rate for the Community over twelve months was 3.2% in September; this rate remains stable and has been situated between 3 and 3.5% for 17 months.

Nevertheless a slight return of inflation can be observed compared to the situation a year ago. At present in none of the Member States does the CPI show a decrease over 12 months, whereas in September 1986 this was the case in 3 countries.

In the Member States where the inflation rate was formerly rather high, the rate has gone down compared to last year; Greece, Spain and Portugal succeeded in reducing their inflation rates considerably.

The table hereafter shows the evolution of the inflation during the first 9 months of 1987 and those of 1986.

	<u>1987</u>	<u>1986</u>		<u>1987</u>	<u>1986</u>
Netherlands	0.0	-0.5	Ireland	3.0	2.9
Luxembourg	0.1	-1.5	Denamrk	3.3	3.9
Germany (FR)	0.7	-0.8	Spain	3.7	7.7
Belgium	1.8	0.7	Italy	3.9	2.8
France	2.7	1.6	Portugal	5.8	7.0
United Kingdom	2.8	2.4	Greece	10.1	12.3

The inflation rate for the Community since the beginning of this year is 2.5%, whereas it was 2.2% during the first 9 months of 1986. The corresponding figures for the USA are 3.6% in 1987 against 0.6% in 1986; those for Japan are 1.3% in 1987 against 0.3% in 1986.

**N.B.** Starting from this bulletin the EUR-10 index will no longer be published. The figure will remain available in the Eurostat database.



DE EUROPÆISKE FÆLLESSKABERS STATISTISKE KONTOR  
STATISTISCHES AMT DER EUROPÄISCHEN GEMEINSCHAFTEN  
ΣΤΑΤΙΣΤΙΚΗ ΥΠΗΡΕΣΙΑ ΤΩΝ ΕΥΡΩΠΑΪΚΩΝ ΚΟΙΝΟΤΗΤΩΝ  
STATISTICAL OFFICE OF THE EUROPEAN COMMUNITIES  
OFICINA ESTADÍSTICA DE LAS COMUNIDADES EUROPEAS  
OFFICE STATISTIQUE DES COMMUNAUTÉS EUROPÉENNES  
ISTITUTO STATISTICO DELLE COMUNITÀ EUROPEE  
BUREAU VOOR DE STATISTIEK DER EUROPESE GEMEENSCHAPPEN  
SERVIÇO DE ESTATÍSTICA DAS COMUNIDADES EUROPEIAS

L-2920 Luxembourg — Tél. 43011 — Téléx : Comeur Lu 3423  
B-1049 Bruxelles, Bâtiment Berlaymont, Rue de la Loi 200 (Bureau de liaison) — Tél. 235 11 11

The information included in this bulletin has been taken from the Cronos data bank, which is accessible via the different host companies. For all information about these host companies contact Eurostat in Luxembourg, tel. 4301-3220. To obtain specifications of the principal characteristics of the series contained in this bulletin contact Luxembourg, tel.

**4301-3202 or 4301-3511**

Les informations reprises dans ce bulletin sont extraites de la banque de données Cronos, qui est accessible via différents serveurs. Pour toute information concernant ces serveurs s'adresser à l'Eurostat, Luxembourg, tél. 4301-3220. Pour obtenir des précisions sur les caractéristiques principales des séries contenues dans ce bulletin s'adresser à Luxembourg, tél. **4301-3202 ou 4301-3511**

Luxembourg : Office des publications officielles des Communautés européennes, 1986

Reproduction is authorized, except by commercial data-base networks, subject to acknowledgement of the source.  
For conditions relating to reproduction by data-base services, application should be made to Eurostat, L-2920 Luxembourg.

La reproduction, autorisée sauf sur réseau informatique commercial, est subordonnée à l'indication de la source.  
Toute demande concernant les conditions de reproduction sur réseau informatique devra être envoyée à l'Eurostat, L-2920 Luxembourg.

*Printed in Luxembourg*

VERBRAUCHERPREISE  
GESAMTINDEX

CONSUMER PRICES  
GENERAL INDEX

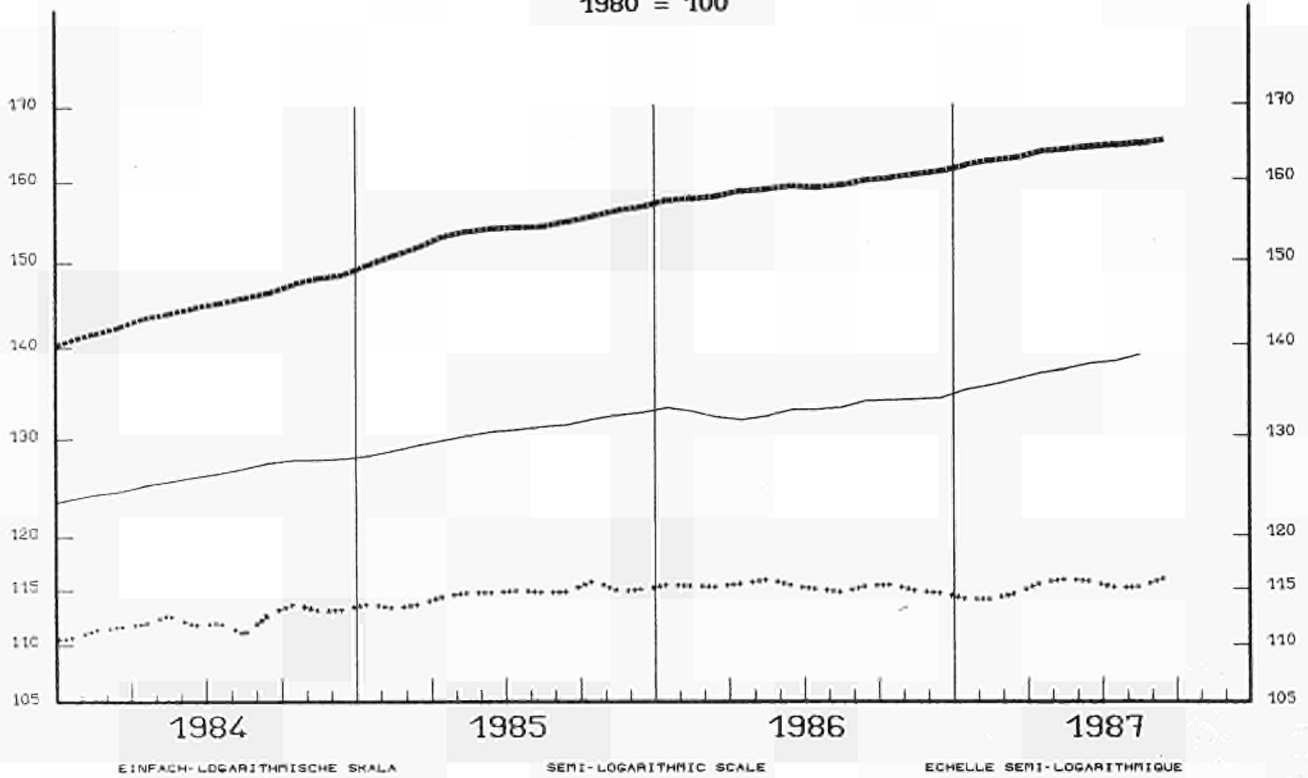
PRIX A LA CONSOMMATION  
INDICE GENERAL

— USA

— EUR 12

····· JAPAN

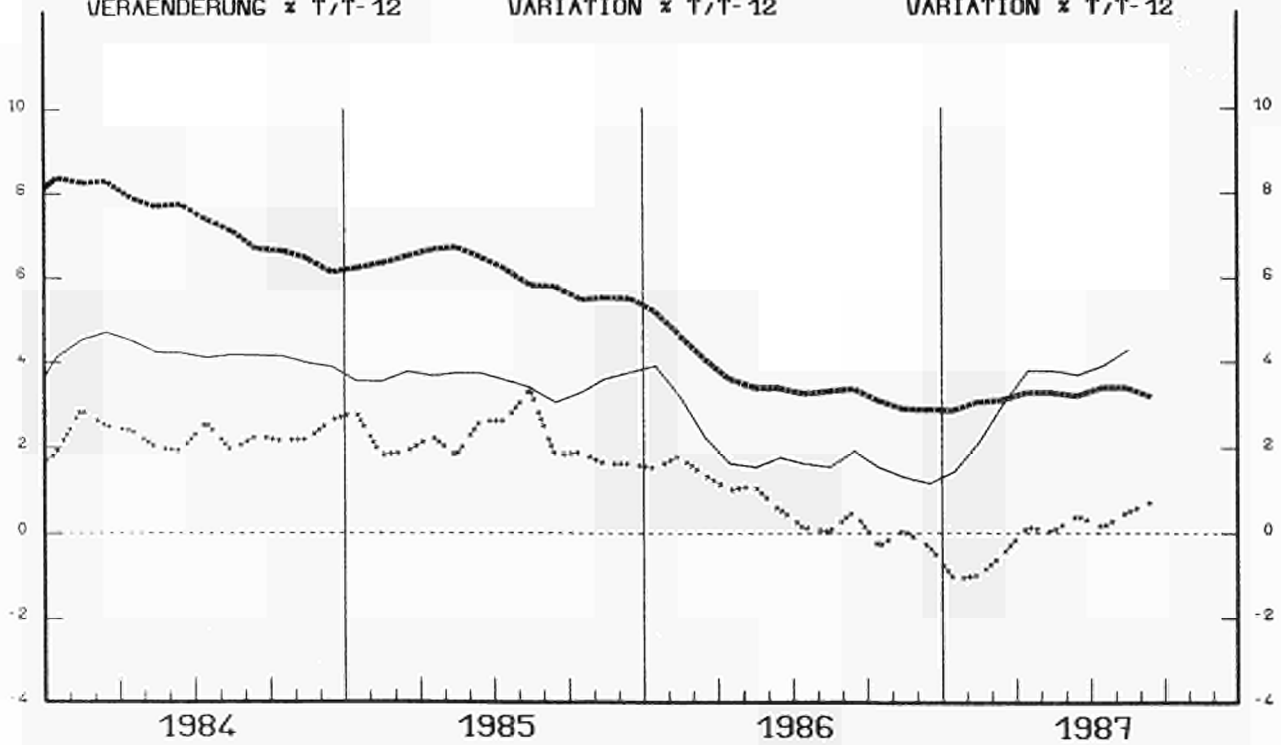
1980 = 100



VERÄNDERUNG \* T/T-12

VARIATION \* T/T-12

VARIATION \* T/T-12



## CONSUMER PRICES

A

## GENERAL INDEX

	EUR 12	BR DEUTSCH LAND	FRANCE	ITALIA	NEDER= LAND	BELGIE BELGIE	LUXEM= BOURG	UNITED KINGDOM	IRELAND	DANMARK	ELLAS	ESPANA	PORTUGAL	USA	JAPAN
PRICE INDICES <span style="float: right;">1980 = 100</span>															
1981 O	112.1	106.3	113.4	117.8	106.7	107.6	108.1	111.9	120.4	111.7	124.5	114.6	120.0	110.3	104.9
1982 O	124.2	111.9	126.8	137.2	112.8	117.0	118.2	121.5	141.1	123.0	150.5	131.1	147.3	117.1	107.7
1983 O	134.8	115.6	139.0	157.3	115.9	126.0	128.4	127.1	155.8	131.5	181.4	147.0	184.3	120.9	109.7
1984 O	144.8	118.4	149.2	174.3	119.6	134.0	136.7	133.4	169.2	139.8	214.6	163.5	237.5	126.1	112.3
1985 O	153.7	121.0	158.0	190.3	122.3	140.5	142.3	141.5	178.4	146.4	256.3	178.0	284.1	130.5	114.5
1986 OP	159.2	120.7	162.2	201.4	122.7	142.3	142.7	146.3	185.2	151.7	315.5	193.6	317.6	133.0	115.3
1986 S	160.0	120.4	162.9	202.5	122.3	142.8	142.3	147.1	:	153.7	324.4	197.3	320.5	133.8	115.3
1986 O	160.3	120.0	163.3	203.4	123.2	142.7	142.5	147.3	:	154.0	332.6	198.1	322.7	133.9	115.4
1986 N	160.7	119.9	163.5	204.4	123.3	142.6	142.5	148.5	186.2	154.4	334.9	197.6	325.5	134.0	114.8
1986 D	161.1	120.1	163.7	205.1	123.0	142.7	142.4	149.0	:	154.3	337.8	198.5	331.1	134.1	114.6
1987 J	161.9	120.6	165.2	206.3	121.3	143.3	142.6	149.6	:	154.6	341.5	199.9	335.1	135.0	114.1
1987 F	162.4	120.7	165.5	207.4	121.6	143.6	142.8	150.2	189.6	154.5	342.7	200.7	338.5	135.5	114.1
1987 M	162.8	120.7	165.7	208.0	121.9	143.7	142.8	150.5	:	155.9	353.6	201.9	343.2	136.1	114.6
1987 A	163.7	121.0	166.6	208.6	122.3	144.4	142.4	152.3	:	156.5	361.6	202.4	345.0	136.8	115.6
1987 M	164.0	121.1	166.9	209.7	122.4	144.4	142.3	152.4	190.7	158.0	363.8	202.2	345.3	137.2	115.9
1987 J	164.3	121.3	167.2	210.5	122.2	144.6	142.1	152.4	:	157.9	371.0	202.2	344.3	137.8	115.7
1987 J	164.4	121.3	167.6	210.9	122.1	145.1	141.9	152.3	:	157.9	365.5	204.3	345.4	138.1	115.1
1987 A	164.7	121.2	168.0	211.5	122.4	145.6	142.4	152.7	191.8	158.4	363.8	204.2	349.2	138.8	115.2
1987 S	165.1P	120.9	168.2	213.0P	123.0	145.3	142.6	153.2	:	159.4P	371.9	205.9	350.2	:	116.1P
RATE OF INCREASE OVER ONE MONTH (IRELAND 3 MONTHS) <span style="float: right;">(T/T-1)</span>															
86 S/A	0.5	0.2	0.4	0.3	0.5	0.3	0.3	0.5	:	0.8	3.8	1.1	0.4	0.5	0.5
86 O/S	0.2	-0.3	0.2	0.4	0.7	-0.1	0.1	0.2	:	0.2	2.6	0.4	0.7	0.1	0.1
86 N/O	0.2	-0.1	0.1	0.5	0.1	-0.1	0.0	0.8	0.2	0.3	0.7	-0.2	0.9	0.1	-0.5
86 D/N	0.3	0.2	0.1	0.3	-0.2	0.1	-0.1	0.3	:	-0.1	0.9	0.5	1.7	0.1	-0.2
87J/86D	0.5	0.4	0.9	0.6	-1.4	0.4	0.2	0.4	:	0.2	1.1	0.7	1.2	0.6	-0.4
87 F/J	0.3	0.1	0.2	0.5	0.2	0.2	0.2	0.4	1.8	-0.1	0.4	0.4	1.0	0.4	0.0
87 M/F	0.2	0.0	0.1	0.3	0.2	0.1	0.0	0.2	:	0.9	3.2	0.6	1.4	0.4	0.4
87 A/M	0.6	0.2	0.5	0.3	0.3	0.5	-0.2	1.2	:	0.4	2.3	0.2	0.5	0.5	0.9
87 M/A	0.2	0.1	0.2	0.4	0.1	0.0	-0.1	0.1	0.6	1.0	0.6	-0.1	0.1	0.3	0.3
87 J/M	0.2	0.2	0.2	0.4	-0.2	0.1	-0.1	0.0	:	-0.1	2.0	0.0	-0.3	0.4	-0.2
87 J/J	0.1	0.0	0.2	0.2	-0.1	0.4	-0.1	-0.1	:	0.0	-1.5	1.0	0.3	0.2	-0.5
87 A/J	0.2	-0.1	0.2	0.3	0.2	0.3	0.3	0.3	0.6	0.3	-0.5	-0.1	1.1	0.6	0.1
87 S/A	0.2P	-0.2	0.1	0.7P	0.5	-0.2	0.1	0.3	:	0.6P	2.2	0.9	0.3	:	0.8P
RATE OF INCREASE OVER 12 MONTHS <span style="float: right;">(T/T-12)</span>															
86/85 S	3.3	-0.4	2.3	5.3	-0.3	0.9	-0.3	3.0	:	4.6	22.8	9.5	11.8	1.8	0.5
86/85 O	3.1	-0.9	2.2	4.7	0.0	0.8	-1.0	3.0	:	4.5	21.9	9.4	11.4	1.5	-0.3
86/85 N	2.9	-1.2	2.1	4.4	0.1	0.5	-1.2	3.5	3.2	4.3	19.8	8.3	10.6	1.3	0.0
86/85 D	2.9	-1.1	2.1	4.2	0.1	0.6	-1.4	3.7	:	4.3	16.9	8.3	10.6	1.1	-0.3
87/86 J	2.9	-0.8	3.0	4.2	-0.9	0.9	-1.1	3.9	:	4.8	15.5	6.1	9.8	1.4	-1.1
87/86 F	3.1	-0.5	3.4	4.4	-0.8	1.0	-0.5	3.9	3.4	4.8	16.8	6.0	9.5	2.1	-1.0
87/86 M	3.1	-0.2	3.3	4.2	-0.7	1.3	0.0	4.0	:	5.3	16.8	6.2	9.8	3.0	-0.5
87/86 A	3.3	0.1	3.5	4.3	-0.7	1.4	-0.2	4.2	:	3.1	17.6	6.2	8.9	3.8	0.1
87/86 M	3.3	0.2	3.4	4.3	-0.6	1.7	-0.3	4.1	2.8	3.3	17.7	5.9	9.5	3.8	0.0
87/86 J	3.2	0.2	3.3	4.6	-0.4	1.7	-0.4	4.2	:	3.4	18.1	4.9	8.9	3.7	0.3
87/86 J	3.4	0.7	3.4	4.8	0.4	2.0	-0.3	4.4	:	4.1	16.9	5.0	9.2	3.9	0.1
87/86 A	3.4	0.8	3.5	4.8	0.5	2.3	0.3	4.4	3.2	3.9	16.4	4.6	9.4	4.3	0.4
87/86 S	3.2	0.4	3.3	5.2P	0.6	1.7	0.2	4.2	:	3.7P	14.7	4.4	9.3	:	0.7P

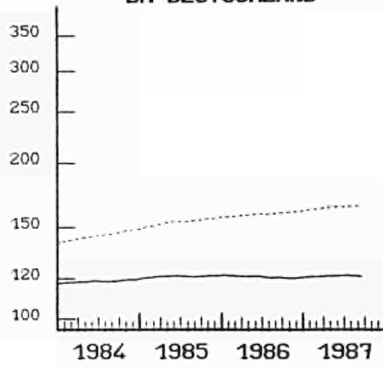
	SWITZERLAND SCHWEIZ	AUSTRIA OESTERREICH	NORWAY NORGE	SWEDEN SVERIGE	FINLAND SUOMI	CANADA CANADA
	PRICE INDICES			1980 = 100		
1981 O	106.5	106.8	113.6	112.1	111.9	112.5
1982 O	112.5	112.6	126.5	121.7	122.6	124.6
1983 O	115.8	116.3	137.2	132.5	132.8	131.8
1984 O	119.2	122.9	145.7	143.2	142.2	137.6
1985 O	123.3	126.9	154.0	153.7	150.5	143.1
1986 OP	124.2	129.0	165.1	160.3	156.0	148.9
1986 S	124.1	129.4	169.3	161.3	156.9	149.9
1986 O	124.0	129.3	170.0	161.9	157.3	150.7
1986 N	124.3	129.0	170.4	161.9	157.3	151.5
1986 D	124.6	129.2	171.2	162.3	157.5	151.7
1987 J	125.3	129.5	173.9	164.4	159.1	152.1
1987 F	125.7	129.3	175.5	164.0	159.6	152.8
1987 M	125.9	129.5	177.3	164.7	160.5	153.4
1987 A	126.1	129.8	177.8	165.1	161.1	154.1
1987 M	125.3	130.2	178.2	165.2	161.4	155.0
1987 J	125.8	131.4	179.2	164.9	161.8	155.5
1987 J	125.8	132.0	179.7	166.9	161.8	156.6
1987 A	126.2	132.7	180.0	167.8	162.2	156.7
1987 S	126.0	131.9	182.5	169.4	162.9	156.7
	RATE OF INCREASE OVER ONE MONTH			(T/T-1)		
86 S/A	0.2	0.1	1.5	0.9	0.1	0.0
86 O/S	-0.1	-0.1	0.4	0.4	0.3	0.5
86 N/O	0.2	-0.2	0.3	0.0	0.0	0.5
86 D/M	0.2	0.1	0.5	0.2	0.1	0.1
87J/86D	0.6	0.2	1.6	1.3	1.0	0.2
87 F/J	0.3	-0.1	0.9	0.0	0.3	0.4
87 M/F	0.1	0.2	1.0	0.2	0.6	0.4
87 A/M	0.1	0.2	0.3	0.2	0.4	0.4
87 M/A	-0.6	0.3	0.2	0.1	0.2	0.6
87 J/M	0.4	0.9	0.6	-0.2	0.2	0.3
87 J/J	0.0	0.5	0.3	1.2	0.0	0.7
87 A/J	0.4	0.5	0.2	0.5	0.2	0.1
87 S/A	-0.2	-0.6	1.4	1.0	0.4	0.0
	RATE OF INCREASE OVER 12 MONTHS			(T/T-12)		
86/85 S	0.7	1.7	8.6	4.4	3.3	4.1
86/85 O	0.3	1.6	8.8	4.1	3.4	4.4
86/85 N	-0.1	1.2	8.7	3.5	3.4	4.5
86/85 D	0.0	1.1	8.9	3.3	3.4	4.2
87/86 J	0.7	0.4	9.5	3.5	3.7	3.9
87/86 F	1.0	0.1	10.0	3.4	3.5	4.0
87/86 M	1.0	0.5	10.4	3.8	3.9	4.2
87/86 A	1.2	0.9	10.0	3.4	3.9	4.5
87/86 M	0.9	1.4	10.1	3.4	3.7	4.6
87/86 J	1.3	1.9	8.9	3.3	3.5	4.8
87/86 J	1.8	2.4	8.1	4.2	3.4	4.7
87/86 A	1.9	2.6	7.8	4.9	3.4	4.5
87/86 S	1.5	1.9	7.8	5.0	3.8	4.5

**VERBRAUCHERPREISE**  
GESAMTINDEX

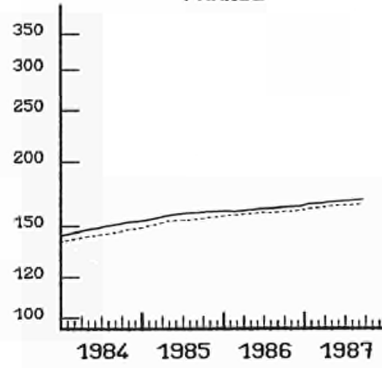
**CONSUMER PRICES**  
GENERAL INDEX  
1980 = 100

**PRIX A LA CONSOMMATION**  
INDICE GENERAL

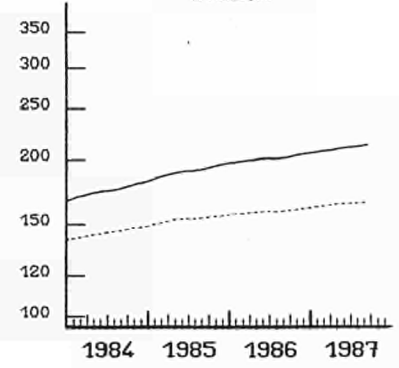
**BR DEUTSCHLAND**



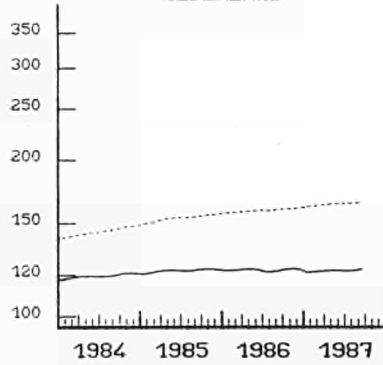
**FRANCE**



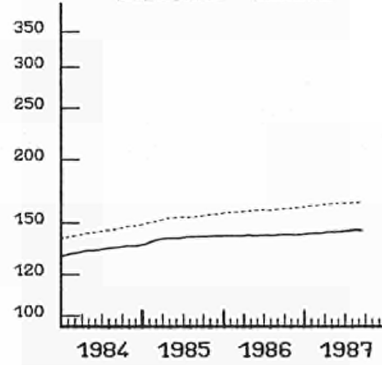
**ITALIA**



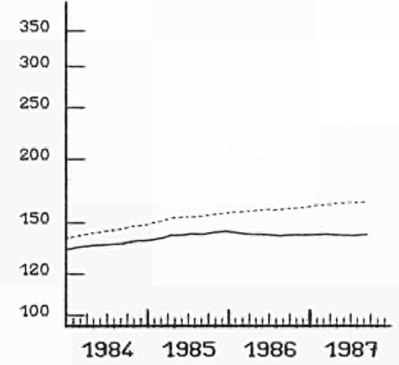
**NEDERLAND**



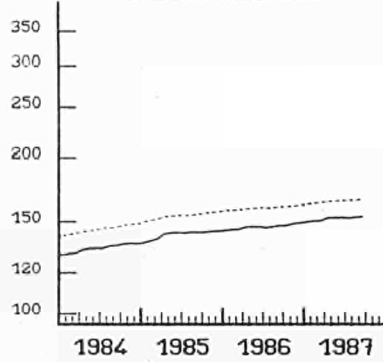
**BELGIQUE BELGIE**



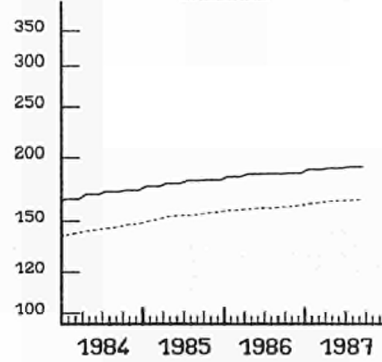
**LUXEMBOURG**



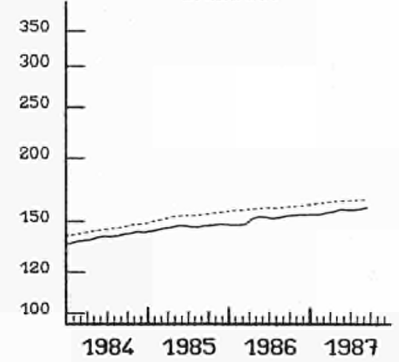
**UNITED KINGDOM**



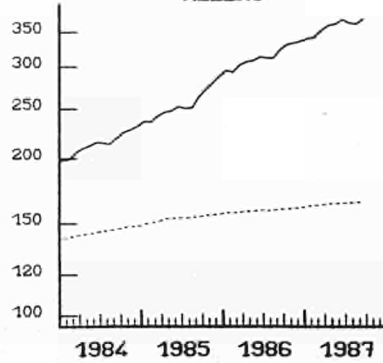
**IRELAND**



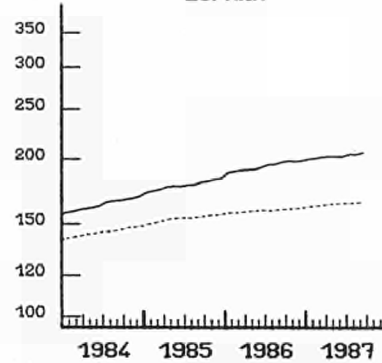
**DANMARK**



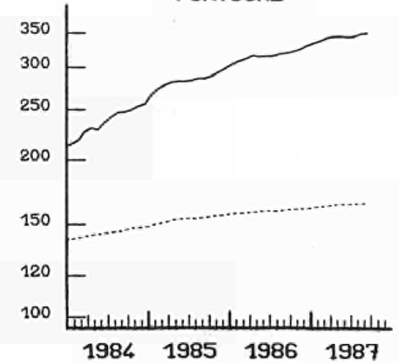
**HELLAS**



**ESPAÑA**



**PORTUGAL**



EINFACH-LOGARITHMISCHE SKALA

----- EUR 12  
SEMI-LOGARITHMIC SCALE

ECHELLE SEMI-LOGARITHMIQUE

## METHODOLOGY

The consumer price indices given here are the national indices which have different names in the different countries. As far as trends are concerned, the general index published by EUROSTAT always corresponds to the general index published by the country concerned. The component items of this general index are groups of national indices aggregated according to a harmonized classification conforming to the ESA (European System of Integrated Economic Accounts). For these groups, the price trends correspond to the trends noted by the national indices for the same classification field.

The field covered by the general index varies according to country: as regards the population concerned (specific income bracket, certain socio-professional categories or total households), the geographical areas used (capital, urban areas, country as a whole, etc.) or differences in treatment of expenditure on rent, health care etc. Finally, there is no uniform method for seasonal adjustments.

A fixed base system is used in some countries, whereas in others a chain system is used (variable weightings). The reference years used at national level for the indices vary according to country. For ease of comparison, EUROSTAT has chosen 1980 as the common year for the presentation of these indices.

### CALCULATION OF EUR-10 AND EUR-12 INDICES

The EUR-10 and EUR-12 indices calculated by EUROSTAT are weighted indices.

The weighting used is the proportion of each country in the total consumption of EUR-10 and EUR-12 respectively. The values of this consumption in national currency are converted in purchasing power standards. For this purpose the purchasing power parities of the G.D.P. are used.

The index calculated is of the chain Laspeyres type.

However, the weighting is displaced by three years since the national accounts data become available with a delay of approximately three years. For example: the weighting used for 1986 is that of 1983, for 1980, that of 1977.

Moreover, the national accounts data are often modified, leading to revisions.

In order to avoid continuous corrections in the EUR-10 and EUR-12 indices, EUROSTAT has decided to "freeze" the historical data.

When Member States carry out major revisions in price series for past years, EUR-10 and EUR-12 data will be calculated using the new series.

	EUR 12	BR DEUTSCH LAND	FRANCE	ITALIA	NEDER= LAND	BELGIQUE BELGIE	LUXEM= BOURG	UNITED KINGDOM	IRELAND	DANMARK	ELLAS	ESPAÑA	PORTUGAL
GENERAL INDEX EXCLUDING TOBACCO PRODUCTS													
											1980 = 100		
1981 O	111.7	106.4	113.4	117.8	106.7	107.6	108.0	111.4	119.9	112.0	124.7	114.3	120.0
1982 O	123.2	111.8	126.6	136.7	112.8	117.0	118.0	120.7	140.0	123.6	150.8	130.8	147.3
1983 O	133.3	115.3	138.7	156.6	115.9	125.9	128.2	126.2	154.2	131.7	181.7	146.7	184.3
1984 O	142.7	118.2	149.1	173.7	119.4	133.9	135.3	132.1	167.3	140.0	214.8	163.3	237.6
1985 O	151.6	120.8	158.0	189.6	122.0	140.3	140.9	140.0	175.9	146.6	256.7	177.8	284.1
1986 O	157.3	120.4	162.0	200.7	122.4	142.0	141.1	144.5	182.1	151.7	316.3	193.3	317.3
1986 M	156.8	120.6	161.3	200.2	122.9	141.7	142.2	144.4	182.4	152.9	309.6	190.6	315.0
1986 J	157.2	120.8	161.7	200.6	122.4	141.9	142.0	144.3	:	152.7	315.0	192.4	315.9
1986 J	157.1	120.2	161.9	200.6	121.3	141.9	141.7	143.8	:	151.6	313.3	194.3	315.9
1986 A	157.3	119.9	162.1	201.2	121.5	142.0	141.3	144.3	182.6	152.4	313.1	194.9	319.0
1986 S	158.1	120.1	162.7	201.7	122.0	142.5	141.6	145.0	:	153.7	325.3	197.0	320.3
1986 O	158.5	119.7	163.1	202.7	122.9	142.4	141.8	145.3	:	154.0	333.7	197.8	322.4
1986 N	158.9	119.6	163.3	203.6	123.0	142.2	141.8	146.5	183.1	154.4	336.0	197.3	325.3
1986 D	159.4	119.8	163.6	204.4	122.7	142.4	141.8	147.0	:	154.3	339.0	198.2	331.0
1987 J	160.2	120.3	165.1	205.3	121.0	143.0	142.0	147.6	:	154.6	342.8	199.4	335.0
1987 F	160.7	120.5	165.3	206.5	121.3	143.2	142.2	148.2	186.2	154.5	343.5	200.3	338.5
1987 M	161.2	120.5	165.6	207.0	121.6	143.3	142.2	148.5	:	156.0	354.1	201.5	342.8
1987 A	162.1	120.7	166.4	207.8	122.0	144.0	141.8	150.4	:	156.6	362.2	202.0	344.6
1987 M	162.5	120.9	166.7	208.9	122.1	144.1	141.6	150.6	187.3	158.1	364.5	201.8	344.8
1987 J	162.8	121.0	167.0	209.7	121.9	144.2	141.4	150.6	:	158.0	371.9	201.8	343.8
1987 J	163.0	121.0	167.5	209.9	121.8	144.7	141.2	150.4	:	158.0	366.2	203.9	344.9
1987 A		120.9	167.8		122.1	145.2	141.7	150.8	188.4	158.6	364.5	203.8	348.8
RATE OF INCREASE OVER ONE MONTH (IRELAND 3 MONTHS)											(T/T-1)		
1987 M/A	0.2	0.2	0.2	0.5	0.1	0.1	-0.1	0.1	:	1.0	0.6	-0.1	0.1
1987 J/M	0.2	0.1	0.2	0.4	-0.2	0.1	-0.1	0.0	0.6	0.1	2.0	0.0	-0.3
1987 J/J	0.1	0.0	0.3	0.1	-0.1	0.3	-0.2	-0.1	:	0.0	-1.5	1.0	0.3
1987 A/J		-0.1	0.2		0.2	0.3	0.4	0.3	0.6	0.4	-1.5	0.0	1.1
RATE OF INCREASE OVER 12 MONTHS											(T/T-12)		
87/86 M	3.6	0.2	3.3	4.3	-0.7	1.7	-0.4	4.5	:	3.4	17.6	5.9	9.5
87/86 J	3.6	0.2	3.3	4.5	-0.4	1.6	-0.4	4.7	2.7	3.5	17.9	4.9	8.8
87/86 J	3.8	0.7	3.5	4.6	0.4	2.0	-0.4	4.8	:	4.2	17.0	4.9	9.2
87/86 A		0.8	3.5		0.5	2.3	0.3	4.5	3.2	4.1	16.4	4.6	9.3



## CONSUMER PRICE INDEX

D

## TOBACCO PRODUCTS

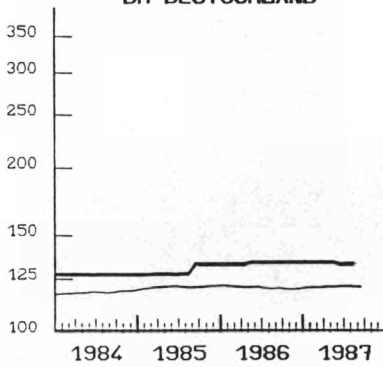
	EUR 12	BR DEUTSCH LAND	FRANCE	ITALIA	NEDER= LAND	BELGIQUE BELGIE	LUXEM= BOURG	UNITED KINGDOM	IRELAND	DANMARK	ELLAS	ESPANA	PORTUGAL
TOBACCO PRODUCTS													
1980=100													
1981 O	114.5	100.1	114.5	120.5	107.7	107.3	112.0	123.5	133.2	103.2	115.2	138.2	118.2
1982 O	135.4	118.9	137.5	160.6	111.3	117.7	130.6	142.5	165.9	106.2	138.7	151.0	148.3
1983 O	150.2	129.6	150.2	188.7	117.6	132.4	143.2	152.0	195.1	126.2	168.9	169.3	179.8
1984 O	161.4	127.5	159.5	204.1	133.9	143.0	156.8	168.6	218.0	133.9	208.3	180.4	232.7
1985 O	169.6	129.5	157.6	222.0	140.4	154.6	166.1	176.5	247.0	140.7	235.6	193.8	287.1
1986 O	184.2	133.7	167.8	235.1	141.4	167.0	178.2	201.6	271.8	151.0	279.4	217.1	340.1
1986 M	184.9	134.0	164.1	235.1	141.3	165.9	172.3	204.9	273.8	154.0	281.5	220.9	340.2
1986 J	186.3	134.0	171.8	235.1	141.3	167.9	182.4	205.9	:	154.0	281.5	220.9	340.2
1986 J	186.4	134.0	172.3	235.1	141.3	168.3	182.4	205.8	:	154.0	281.5	220.9	340.4
1986 A	186.4	134.0	172.3	235.1	141.3	168.4	182.4	206.0	273.8	154.0	281.5	220.9	340.9
1986 S	186.5	134.0	172.3	235.1	141.3	168.8	182.4	206.2	:	154.0	281.5	220.9	340.9
1986 O	186.6	134.0	172.3	235.1	141.4	169.1	182.4	206.8	:	154.0	281.5	220.9	340.9
1986 N	186.8	134.0	172.3	235.1	141.4	169.2	182.4	207.6	274.0	154.0	281.5	220.9	341.1
1986 D	187.0	134.0	172.3	235.1	143.3	169.2	182.4	207.9	:	154.0	281.5	220.9	341.1
1987 J	190.6	134.0	172.3	253.5	145.3	169.6	182.4	207.8	:	154.0	281.5	233.6	342.2
1987 F	191.3	134.0	172.3	253.5	145.3	171.8	182.4	207.6	286.2	154.0	306.9	233.6	342.2
1987 M	192.4	134.0	172.4	253.5	145.3	174.3	182.4	207.6	:	154.0	330.3	233.8	378.2
1987 A	192.8	133.9	175.6	253.5	145.3	175.4	182.4	207.4	:	154.0	330.3	233.8	378.2
1987 M	192.9	134.0	175.6	253.5	145.3	176.0	182.4	207.4	286.7	154.0	330.3	233.8	380.4
1987 J	192.7	133.2	175.6	253.5	145.3	176.0	182.4	207.4	:	154.0	330.3	233.8	380.4
1987 J	192.7	133.2	175.6	253.5	145.3	176.1	182.3	207.2	:	154.0	330.3	233.9	380.4
1987 A		133.2	179.3	253.5	145.3	176.1	182.3	206.8	287.7	154.0	330.3	233.9	380.4
RATE OF INCREASE OVER ONE MONTH (IRELAND 3 MONTHS)													
(T/T-1)													
1987 M/A	0.0	0.1	0.0	0.0	0.0	0.3	-0.1	0.0	0.2	0.0	0.0	0.0	0.6
1987 J/M	-0.1	-0.6	0.0	0.0	0.0	0.0	0.0	0.0	:	0.0	0.0	0.0	0.0
1987 J/J	0.0	0.0	0.0	0.0	0.0	0.1	0.0	-0.1	:	0.0	0.0	0.0	0.0
1987 A/J		0.0	2.1	0.0	0.0	0.0	0.0	-0.2	0.3	0.0	0.0	0.0	0.0
RATE OF INCREASE OVER 12 MONTHS													
(T/T-12)													
87/86 M	5.0	0.0	7.0	7.8	2.8	6.1	-0.1	1.2	4.8	0.0	2.6	5.8	11.8
87/86 J	3.4	-0.6	2.2	7.8	2.8	4.8	0.0	0.7	:	0.0	2.6	5.8	11.8
87/86 J	3.4	-0.6	1.9	7.8	2.8	4.6	-0.1	0.7	:	0.0	2.6	5.9	11.8
87/86 A		-0.6	4.1	7.8	2.8	4.6	-0.1	0.4	5.1	0.0	2.6	5.9	11.6

VERBRAUCHERPREISE  
TABAK

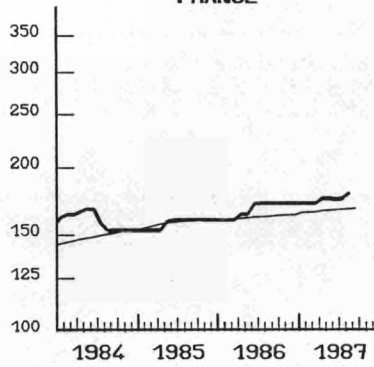
CONSUMER PRICES  
TABACCO  
1980 = 100

PRIX A LA CONSOMMATION  
TABAC

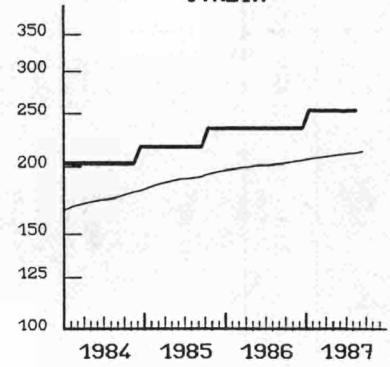
BR DEUTSCHLAND



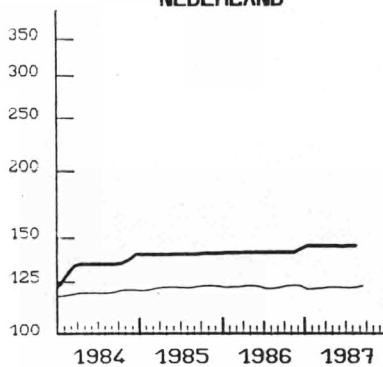
FRANCE



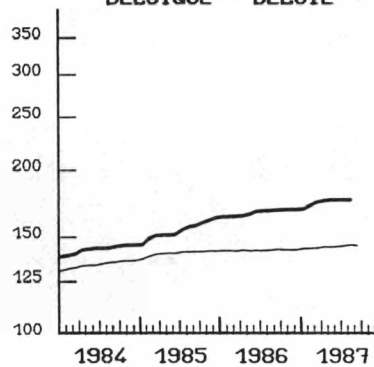
ITALIA



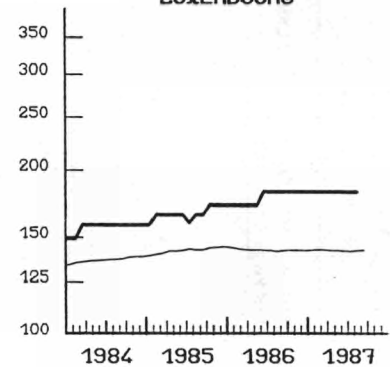
NEDERLAND



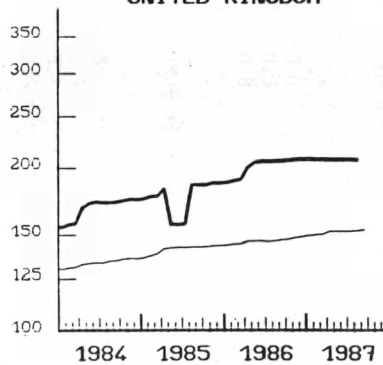
BELGIQUE - BELGIE



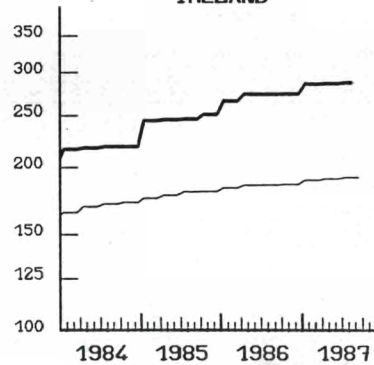
LUXEMBOURG



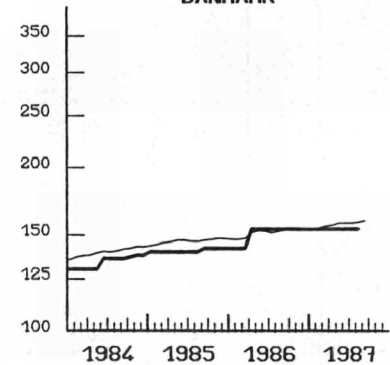
UNITED KINGDOM



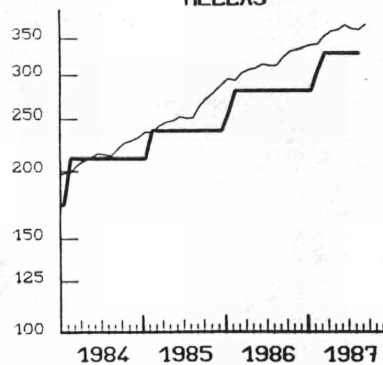
IRELAND



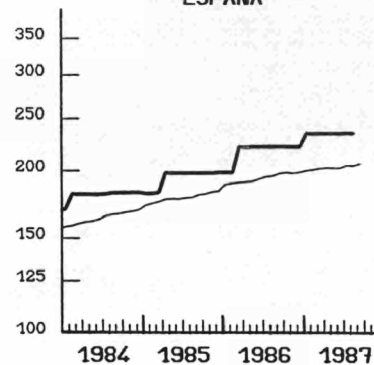
DANMARK



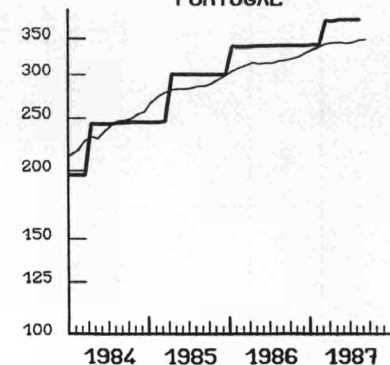
HELLAS



ESPAÑA



PORTUGAL



— TOBACCO  
EINFACH-LOGARITHMISCHE SKALA

SEMI-LOGARITHMIC SCALE

— GENERAL  
ECHELLE SEMI-LOGARITHMIQUE

**Venta y suscripciones · Salg og abonnement · Verkauf und Abonnement · Πωλήσεις και συνδρομές  
Sales and subscriptions · Vente et abonnements · Vendita e abbonamenti  
Verkoop en abonnementen · Venda e assinaturas**

**BELGIQUE / BELGIË**

**Moniteur belge / Belgisch Staatsblad**  
Rue de Louvain 40-42 / Leuvensestraat 40-42  
1000 Bruxelles / 1000 Brussel  
Tél. 5 12 00 26  
CCP / Postrekening 000-2005502-27

Sous-dépôts / Agentschappen:

**Librairie européenne /  
Europese Boekhandel**

Rue de la Loi 244 / Wetstraat 244  
1040 Bruxelles / 1040 Brussel

**CREDOC**

Rue de la Montagne 34 / Bergstraat 34  
Bte 11 / Bus 11  
1000 Bruxelles / 1000 Brussel

**DANMARK**

**Schultz EF-publikationer**

Møntergade 19  
1116 København K  
Tlf: (01) 14 11 95  
Telecopier: (01) 32 75 11

**BR DEUTSCHLAND**

**Bundesanzeiger Verlag**

Breite Straße  
Postfach 10 80 06  
5000 Köln 1  
Tel. (02 21) 20 29-0  
Fernschreiber: ANZEIGER BONN 8 882 595  
Telecopierer: 20 29 278

**GREECE**

**G.C. Eleftheroudakis SA**

International Bookstore  
4 Nikis Street  
105 63 Athens  
Tel. 322 22 55  
Telex 219410 ELEF

Sub-agent for Northern Greece:

**Molho's Bookstore**

The Business Bookshop  
10 Tsimiski Street  
Thessaloniki  
Tel. 275 271  
Telex 412885 LIMO

**ESPAÑA**

**Boletín Oficial del Estado**

Trafalgar 27  
28010 Madrid  
Tel. (91) 446 60 00

**Mundi-Prensa Libros, S.A.**

Castelló 37  
28001 Madrid  
Tel. (91) 431 33 99 (Libros)  
431 32 22 (Suscripciones)  
435 36 37 (Dirección)  
Télex 49370-MPLI-E

**FRANCE**

**Journal officiel**  
**Service des publications  
des Communautés européennes**  
26, rue Desaix  
75727 Paris Cedex 15  
Tél. (1) 45 78 61 39

**IRELAND**

**Government Publications Sales Office**

Sun Alliance House  
Molesworth Street  
Dublin 2  
Tel. 71 03 09

or by post

**Government Stationery Office  
Publications Section**

6th floor  
Bishop Street  
Dublin 8  
Tel. 78 16 66

**ITALIA**

**Licosa Spa**

Via Lamarmora, 45  
Casella postale 552  
50 121 Firenze  
Tel. 57 97 51  
Telex 570466 LICOSA I  
CCP 343 509

Subagenti:

**Libreria scientifica Lucio de Biasio - AEIOU**

Via Meravigli, 16  
20 123 Milano  
Tel. 80 76 79

**Libreria Tassi**

Via A. Farnese, 28  
00 192 Roma  
Tel. 31 05 90

**Libreria giuridica**

Via 12 Ottobre, 172/R  
16 121 Genova  
Tel. 59 56 93

**GRAND-DUCHÉ DE LUXEMBOURG  
et autres pays / and other countries**

**Office des publications officielles  
des Communautés européennes**

2, rue Mercier  
L-2985 Luxembourg  
Tél. 49 92 81  
Télex PUBOF LU 1324 b  
CCP 19190-81  
CC bancaire BIL 8-109/6003/200

Abonnements / Subscriptions

**Messageries Paul Kraus**

11, rue Christophe Plantin  
L-2339 Luxembourg  
Tél. 49 98 888  
Télex 2515  
CCP 49242-63

**NEDERLAND**

**Staatsdrukkerij- en uitgeverijbedrijf**

Christoffel Plantijnstraat  
Postbus 20014  
2500 EA 's-Gravenhage  
Tel. (070) 78 98 80 (bestellingen)

**PORTUGAL**

**Imprensa Nacional  
Casa da Moeda, E. P.**

Rua D. Francisco Manuel de Melo, 5  
1092 Lisboa Codex  
Tel. 69 34 14  
Telex 15328 INCM

**Distribuidora Livros Bertrand Lda.**

**Grupo Bertrand, SARL**

Rua das Terras dos Vales, 4-A  
Apart. 37  
2700 Amadora CODEX  
Tel. 493 90 50 - 494 87 88  
Telex 15798 BERDIS

**UNITED KINGDOM**

**HM Stationery Office**

HMSO Publications Centre  
51 Nine Elms Lane  
London SW8 5DR  
Tel. (01) 211 56 56

Sub-agent:

**Alan Armstrong & Associates Ltd**

72 Park Road  
London NW1 4SH  
Tel. (01) 723 39 02  
Telex 297635 AAALTD G

**UNITED STATES OF AMERICA**

**European Community Information  
Service**

2100 M Street, NW  
Suite 707  
Washington, DC 20037  
Tel. (202) 862 9500

**CANADA**

**Renouf Publishing Co., Ltd**

61 Sparks Street  
Ottawa  
Ontario K1P 5R1  
Tel. Toll Free 1 (800) 267 4164  
Ottawa Region (613) 238 8985-6  
Telex 053-4936

**JAPAN**

**Kinokuniya Company Ltd**

17-7 Shinjuku 3-Chome  
Shiniuku-ku  
Tokyo 160-91  
Tel. (03) 354 0131

**Journal Department**

PO Box 55 Chitose  
Tokyo 156  
Tel. (03) 439 0124

Price (excluding VAT) in Luxembourg

	ECU	BFR	IRL	UKL	USD
Single copy	2.50	110	2	1.80	2.50
Subscription	39.30	1 700	30	28	41



OFICINA DE PUBLICACIONES OFICIALES DE LAS COMUNIDADES EUROPEAS  
 KONTORET FOR DE EUROPÆISKE FÆLLESSKABERS OFFICIELLE PUBLIKATIONER  
 AMT FÜR AMTLICHE VERÖFFENTLICHUNGEN DER EUROPÄISCHEN GEMEINSCHAFTEN  
 ΥΠΗΡΕΣΙΑ ΕΠΙΣΗΜΩΝ ΕΚΔΟΣΕΩΝ ΤΩΝ ΕΥΡΩΠΑΪΚΩΝ ΚΟΙΝΟΤΗΤΩΝ  
 OFFICE FOR OFFICIAL PUBLICATIONS OF THE EUROPEAN COMMUNITIES  
 OFFICE DES PUBLICATIONS OFFICIELLES DES COMMUNAUTÉS EUROPÉENNES  
 UFFICIO DELLE PUBBLICAZIONI UFFICIALI DELLE COMUNITÀ EUROPEE  
 BUREAU VOOR OFFICIËLE PUBLIKATIES DER EUROPESE GEMEENSCHAPPEN  
 SERVIÇO DAS PUBLICAÇÕES OFICIAIS DAS COMUNIDADES EUROPEIAS

ISSN 1010-2779