

Consumer price index

III 1987 QUARTERLY SUPPLEMENT

CONSUMER PRICE INDICES 1983- 1987

This bulletin is an updating of the publication "Consumer price indices 1983-1987".

It contains exactly the same tables, which have been completed with the first eleven months of 1987.

	<u>CONTENTS</u>	<u>PAGE</u>
00	Relative part in % of each group in the weights	3
A.	Consumer Prices - General index	4 - 5
B.	Food (excl. drinks and meals out)	6 - 7
B.1	Bread and cereals	8
B.2	Meat	9
B.3	Dairy products, eggs oils and fats	10
B.4	Fruits, vegetables, potatoes	11
C.	Drinks (home consumption) and tobacco	12 -13
C.1	Drinks (home consumption)	14
C.2	Tobacco	15
D.	Clothing and footwear (incl. repairs)	16 -17
D.1	Clothing (incl. repairs)	18
D.2	Footwear (incl. repairs)	19
E.	Rent, heating and lighting	20 -21
E.1	Rents and water charges	22
F.	Household goods and services	24 -25
F.1	Furniture, floorcoverings, household textiles	26
F.2	Household appliances, utensils and services	27
G.	Transport and communications	28 -29
G.1	Private transport	30
G.2	Public transport	31
G.3	Communications	32
H.	Recreation and education, etc.	34 -35
H.1	Recreational goods	36
H.2	Recreational services	37
H.3	Books, newspapers and magazines	38
J.	Other goods and services	40 -41
J.1	Expenditures in hotels, pubs and restaurants	42
K.	Energy products	43
L.	Historical series 1955-1985 : EC-countries, USA, Canda, Japan	44
M.	Historical series 1955-1985 : Switzerland, Austria, Norway, Sweden, Finland	45
N.	Methodology	46
	Table of sources	47-48



OFICINA ESTADÍSTICA DE LAS COMUNIDADES EUROPEAS
DE EUROPÆISKE FÆLLESSKABERS STATISTISKE KONTOR
STATISTISCHES AMT DER EUROPÄISCHEN GEMEINSCHAFTEN
ΣΤΑΤΙΣΤΙΚΗ ΥΠΗΡΕΣΙΑ ΤΩΝ ΕΥΡΩΠΑΪΚΩΝ ΚΟΙΝΟΤΗΤΩΝ
STATISTICAL OFFICE OF THE EUROPEAN COMMUNITIES
OFFICE STATISTIQUE DES COMMUNAUTÉS EUROPÉENNES
ISTITUTO STATISTICO DELLE COMUNITÀ EUROPEE
BUREAU VOOR DE STATISTIEK DER EUROPESE GEMEENSCHAPPEN
SERVIÇO DE ESTATÍSTICA DAS COMUNIDADES EUROPEIAS

L-2920 Luxembourg – Tél. 43011 – Télex : Comeur Lu 3423
B-1049 Bruxelles, bâtiment Berlaymont, rue de la Loi 200 (bureau de liaison) – Tél. 235 1111

The information included in this bulletin has been taken from the Cronos data bank, which is accessible via the different host companies. For all information about these host companies contact Eurostat in Luxembourg, tel. 4301-3220. To obtain specifications of the principal characteristics of the series contained in this bulletin contact Luxembourg, tel. 4301-3202 or 4301-3511.

PART RELATIVE EN % DE CHAQUE GROUPE DANS LA PONDERATION

RELATIVE PART IN % OF EACH GROUP IN THE WEIGHTS

		D	F	I	N	B	L	UK	IRL	DK	GR	SP	PORT		
I A	PRODUITS ALIMENTAIRES	14.7	20.8	25.9	16.4	19.3	32.4	16.0	22.3	18.5	27.2	29.8	40.7	FOOD PRODUCTS	1 A
I B	BOISSONS ET TABACS	5.2	5.0	4.5	3.6	4.0	5.2	6.8	7.3	8.0	3.4	3.2	5.2	DRINKS AND TOBACCO	1 B
II	HABILLEMENT ET CHAUSSURES	8.2	8.9	8.8	8.1	8.2	9.5	7.4	8.8	5.5	12.8	8.7	9.4	CLOTHING AND FOOTWEAR	II
III	LOYERS, CHAUFFAGE, ECLAIRAGE	21.3	13.7	9.7	21.6	19.6	10.8*	21.8	9.6	27.3	13.1	18.6	15.5*	RENT, FUEL, POWER	III
IV	BIENS ET SERVICE DE MENAGE	9.4	7.8	7.5	8.0	9.5	9.9	8.0	6.5	7.2	8.9	7.4	7.4	HOUSEHOLD GOODS AND SERVICES	IV
V	DEPENSES DE SANTE	4.1	7.0	5.1	11.9	4.0	3.8	1.6	2.3	1.8	4.5	2.4	2.8	HEALTH COSTS	V
VI	TRANSPORT ET COMMUNICATIONS	14.3	16.7	14.5	11.2	15.4	13.5	16.7	16.4	14.9	13.0	14.4	8.3	TRANSPORT AND COMMUNICATIONS	VI
VII	LOISIRS, CULTURE, ENSEIGNEMENT	8.4	7.6	8.1	8.7	8.2	6.2	7.7	8.1	9.2	6.3	7.0	4.3	RECREATION AND EDUCATION	VII
VIII	AUTRES BIENS ET SERVICES	14.4	12.6	15.9	10.5	11.8	8.7	14.0	18.7	7.6	10.8	8.5	6.4	OTHER GOODS AND SERVICES	VIII
	INDICE GENERAL	100.0	100.0	100.0	100.0	100.0	100.0	100.0	100.0	100.0	100.0	100.0	100.0	GENERAL INDEX	
	ANNEE DE REFERENCE	1980	1987	1985	1980	1978/79	1977	1987	1981	1981	1982	1983	1973/74	REFERENCE YEAR	

* Loyers non compris.

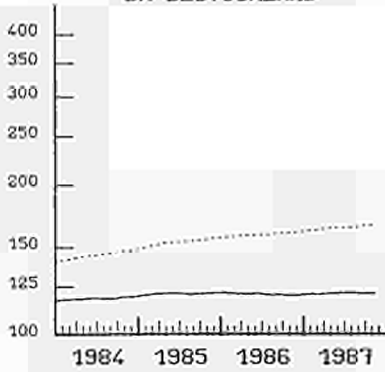
* Rents not included.

VERBRAUCHERPREISE
GESAMTINDEX

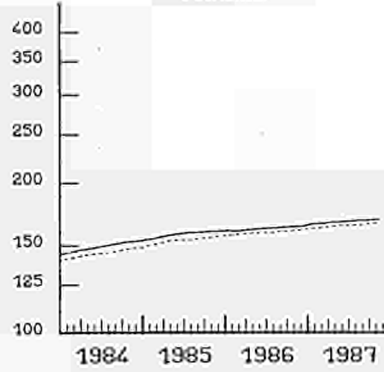
CONSUMER PRICES
GENERAL INDEX
1980 = 100

PRIX A LA CONSOMMATION
INDICE GENERAL

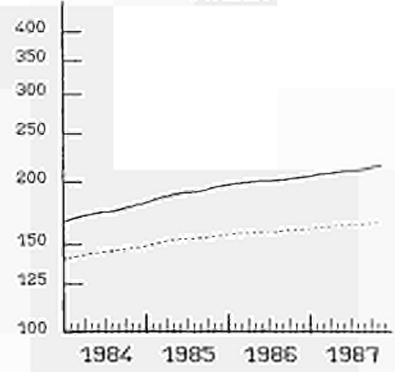
BR DEUTSCHLAND



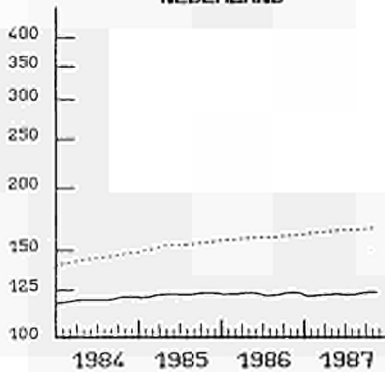
FRANCE



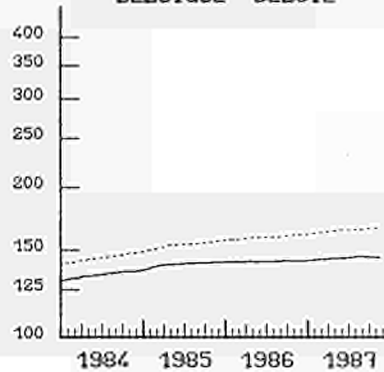
ITALIA



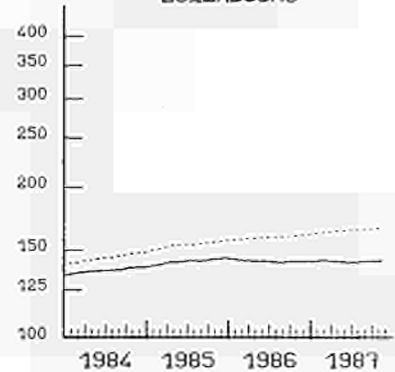
NEDERLAND



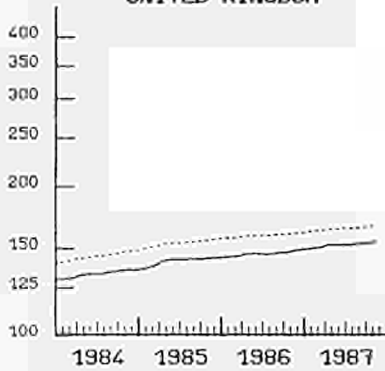
BELGIE BELGIE



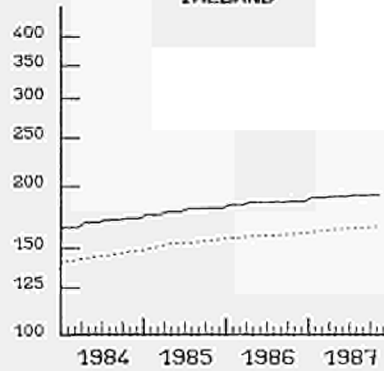
LUXEMBOURG



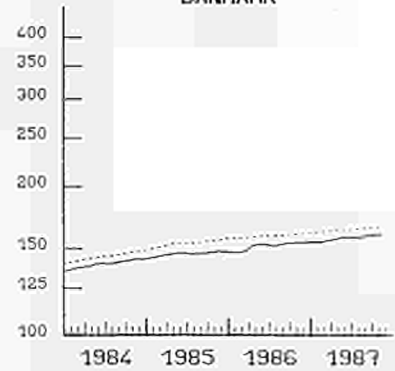
UNITED KINGDOM



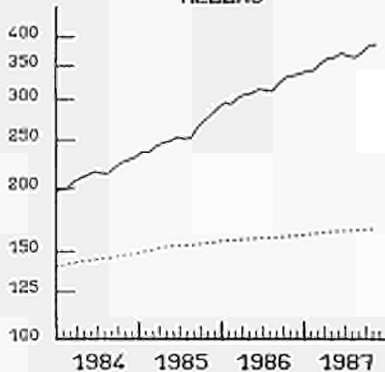
IRELAND



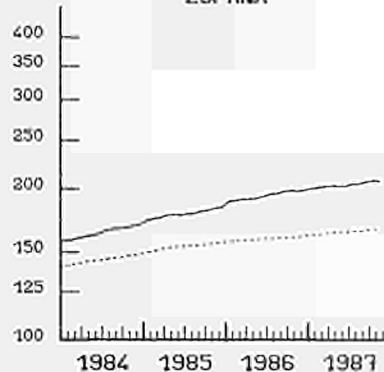
DANMARK



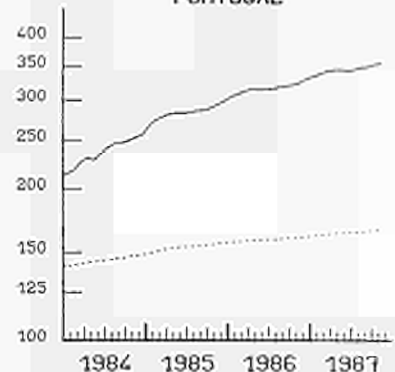
HELLAS



ESPAÑA



PORTUGAL



EINFACH-LOGARITHMISCHE SKALA

..... EUR 12
SEMI-LOGARITHMIC SCALE

ECHELLE SEMI-LOGARITHMIQUE

B

CONSUMER PRICES

FOOD (EXCL. DRINKS AND MEALS OUT)

PRIX A LA CONSOMMATION

PRODUITS ALIMENTAIRES (SANS BOISSONS ET REPAS A L'EXTERIEUR)

	EUR10	BR DEUTSCH LAND	FRANCE	ITALIA	NEDER- LAND	BELGIQUE BELGIE	LUXEM- BOURG	UNITED KINGDOM	IRELAND	DANMARK	ELLAS	ESPANA	PORTU- GAL	USA	
		PRICE INDICES				1980 = 100			INDICES DE PRIX						
1983 Ø	132.8	112.1	140.3	149.5	111.8	125.4	129.3	120.7	137.3	130.3	186.1	144.7	189.4	114.6	
1984 Ø	142.3	114.2	151.7	163.2	115.2	134.9	138.8	127.4	151.1	141.8	219.9	163.6	251.1	119.6	
1985 Ø	149.5	114.4	159.1	177.5	115.9	139.2	143.7	131.4	155.8	147.8	262.7	179.3	295.6	121.6	
1986 Ø	154.6	113.8	164.4	187.1	114.6	141.7	147.1	135.7	162.6	150.8	316.1	197.9	318.1	125.6	
1985 J	149.9	115.0	159.7	179.1	116.5	139.9	144.8	131.0		148.0	251.9	178.4	294.1	121.6	
1985 A	149.6	112.9	160.2	179.1	115.6	139.7	145.0	131.0	157.2	148.0	260.6	178.2	297.7	118.9	
1985 S	150.2	112.6	160.9	180.0	115.2	138.9	145.2	131.2		149.0	272.1	181.1	295.9	121.7	
1985 O	150.4	112.0	161.0	181.3	114.5	138.2	146.0	131.1		148.0	277.4	181.5	296.2	122.0	
1985 N	151.0	112.4	161.0	182.0	114.6	138.3	145.8	131.8	158.3	148.0	285.8	183.3	301.2	122.8	
1985 D	151.8	112.9	161.5	183.1	115.0	138.5	145.8	132.6		148.0	292.7	185.6	304.9	123.8	
1986 J	152.7	114.0	161.5	184.3	115.3	139.7	145.9	133.3		149.0	297.6	193.1	308.6	124.0	
1986 F	153.4	114.8	161.7	185.2	115.8	140.6	145.9	134.3	160.3	149.0	300.1	192.6	313.2	123.8	
1986 M	153.8	114.5	162.0	185.6	115.7	141.6	146.1	134.9		150.0	305.2	192.0	316.5	124.1	
1986 A	154.4	115.1	162.0	185.6	115.7	142.5	146.7	135.8		150.0	312.9	190.9	322.3	124.1	
1986 M	154.8	115.4	162.1	186.7	115.5	142.1	146.8	136.7	162.9	151.0	312.6	191.2	318.4	124.5	
1986 J	155.3	115.8	162.4	187.4	114.7	142.0	147.7	137.3		151.0	316.5	195.0	318.7	124.5	
1986 J	154.8	114.9	163.1	187.2	114.3	142.0	147.5	135.8		151.0	313.2	199.6	317.7	125.7	
1986 A	154.6	113.0	163.9	187.2	113.5	142.5	148.6	136.3	163.8	152.0	316.0	200.7	322.5	126.7	
1986 S	155.1	112.6	164.7	188.1	113.5	142.6	148.6	136.1		152.0	325.8	205.4	322.1	126.9	
1986 O	155.2	112.1	165.0	188.8	114.0	142.4	147.5	135.9		152.0	329.4	205.7	321.1	127.1	
1986 N	155.2	111.7	165.0	189.5	113.7	141.5	147.2	135.8	163.3	151.0	330.2	203.5	323.7	127.5	
1986 D	155.6	112.1	165.3	190.0	113.3	140.8	147.1	136.7		151.0	333.5	205.0	331.6	127.7	
1987 J	156.6	112.6	166.0	191.1	112.7	140.5	147.0	138.4		151.0	340.1	207.2	334.7	129.2	
1987 F	157.2	113.7	166.3	191.6	112.5	140.4	145.9	139.4	165.7	150.0	342.5	205.6	340.1	129.6	
1987 M	157.6	113.4	166.5	192.2	112.2	140.8	145.5	139.4		150.0	356.0	207.6	346.6	129.6	
1987 A	158.4	114.5	166.7	192.7	111.9	140.9	144.8	140.6		151.0	360.3	206.2	347.2	130.0	
1987 M	158.9	115.3	166.7	193.6	111.6	140.4	143.9	141.4	166.8	152.0	360.9	203.7	345.6	130.6	
1987 J	159.0	114.9	166.6	194.3	111.5	142.0	143.2	140.6		151.0	367.4	202.8	342.4	131.2	
1987 J	158.1	114.3	166.7	193.8	111.4	142.2	143.5	139.0		152.0	346.9	207.6	342.4	131.0	
1987 A	157.9	112.7	166.8	193.8	112.1	141.8	143.8	139.4	167.7	153.0	351.2	206.4	349.3	131.1	
1987 S	158.1	112.0	166.8	195.0	115.1	141.8	144.0	139.0		153.0	355.7	210.9	348.9	131.5	
1987 O	158.4	111.4	167.1	196.1	112.9	142.1	143.6	139.9		154.0	357.6	212.5	350.6	:	
1987 N	:	111.5	167.4	:	112.8	140.7	143.8	140.6	167.6	154.0	362.2	212.3	:	:	

VERBRAUCHERPREISE
NAHRUNGSMITTEL

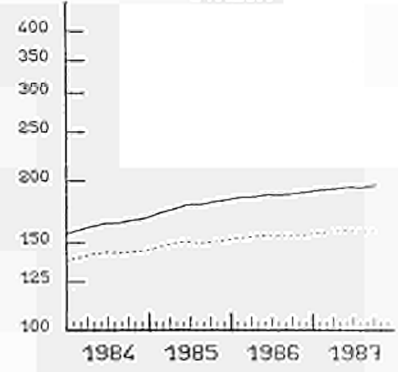
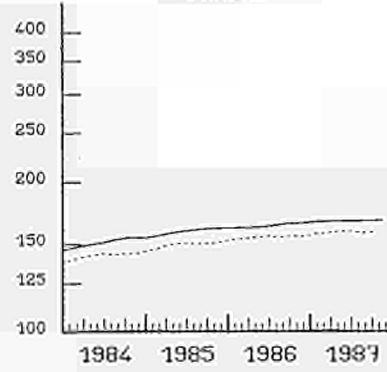
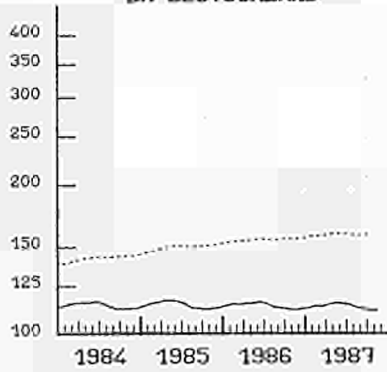
CONSUMER PRICES
FOOD
1980 = 100

PRIX A LA CONSOMMATION
PRODUITS ALIMENTAIRES

BR DEUTSCHLAND

FRANCE

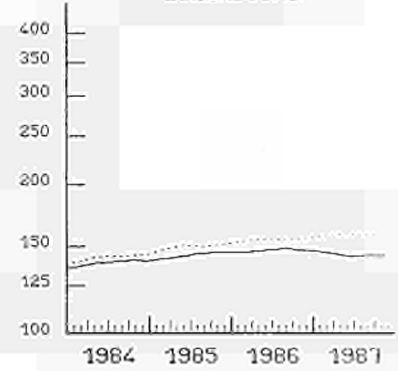
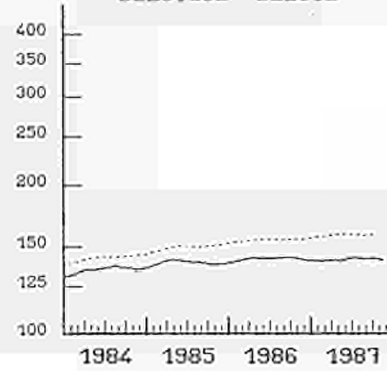
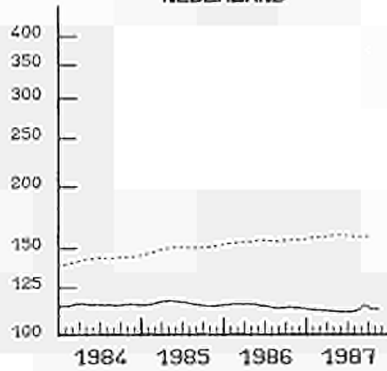
ITALIA



NEDERLAND

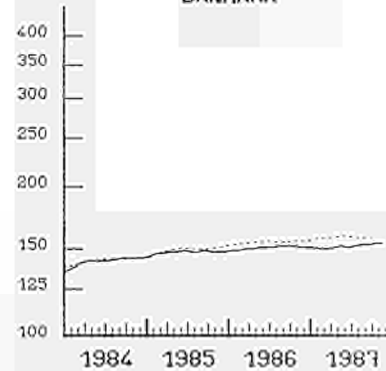
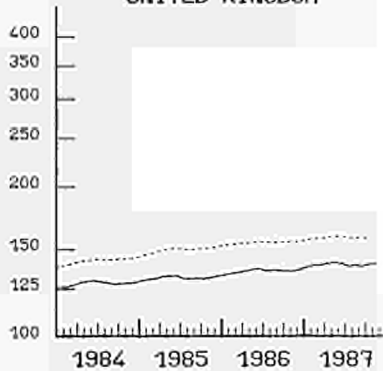
BELGIQUE BELGIE

LUXEMBOURG



UNITED KINGDOM

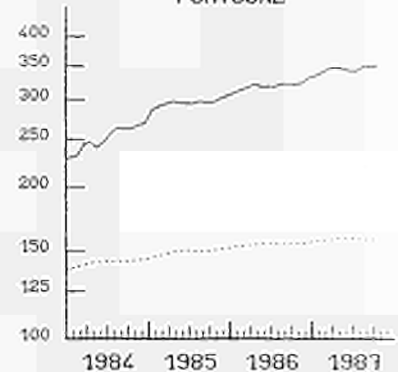
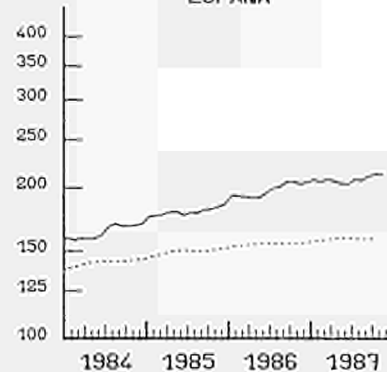
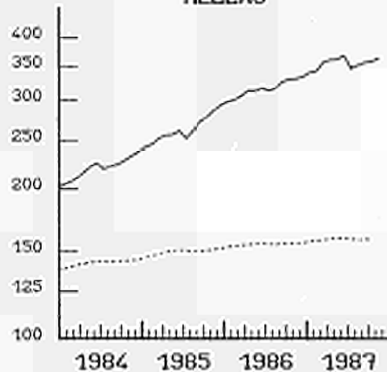
DANMARK



HELLAS

ESPANA

PORTUGAL



EINFACH-LOGARITHMISCHE SKALA

..... EUR 12
SEMI-LOGARITHMIC SCALE

ECHELLE SEMI-LOGARITHMIQUE

B 1

CONSUMER PRICES

BREAD AND CEREALS

PRIX A LA CONSOMMATION

PAIN ET CEREALES

	EUR10	BR DEUTSCH LAND	FRANCE	ITALIA	NEDER- LAND	BELGIQUE BELGIE	LUXEM- BOURG	UNITED KINGDOM	IRELAND	DANMARK	ELLAS	ESPANA	PORTU- GAL	USA
	PRICE INDICES				1980 = 100				INDICES DE PRIX					
1983 Ø	131.2	114.1	140.3	154.8	114.7	120.5	123.8	120.1	129.0	132.0	173.8	150.3	202.8	119.0
1984 Ø	139.7	116.1	151.4	170.2	116.9	130.9	133.5	125.4	144.0	141.5	205.9	167.5	261.8	123.9
1985 Ø	147.5	117.6	160.4	185.3	118.4	135.0	140.9	130.0	159.6	150.4	254.1	192.5	344.8	128.6
1986 Ø	155.1	119.0	167.0	198.6	119.8	139.3	147.1	137.0	173.9	155.5	314.1	215.6	386.8	132.2
1985 J	147.7	117.7	160.3	186.8	118.6	136.0	140.0	129.7		151.0	247.8	186.3	342.1	128.8
1985 A	148.6	118.0	161.3	187.2	118.8	136.3	140.0	130.1	161.3	152.0	267.9	211.0	342.5	129.2
1985 S	149.2	117.9	162.8	188.1	118.6	136.4	140.0	130.2		152.0	274.9	211.0	344.9	129.5
1985 O	150.1	118.0	163.4	190.6	118.8	136.6	144.9	130.3		152.0	277.0	213.0	346.3	129.4
1985 N	150.8	118.2	163.7	191.3	118.6	136.8	145.5	132.5	166.6	153.0	278.1	213.5	378.6	129.8
1985 D	151.4	118.3	163.8	193.0	118.8	137.0	145.5	132.8		153.0	281.9	213.9	382.9	130.6
1986 J	152.3	118.3	164.0	195.3	118.9	137.3	145.6	134.5		153.0	285.2	221.8	382.4	130.7
1986 F	153.3	118.6	165.0	196.4	118.9	137.8	145.9	135.3	167.8	154.0	299.8	223.3	382.8	130.9
1986 M	153.9	118.7	165.8	197.5	119.4	138.2	146.1	135.7		154.0	304.1	224.1	383.3	130.9
1986 A	153.8	118.9	166.2	195.4	119.5	138.3	145.9	136.0		155.0	306.7	224.4	382.9	130.9
1986 M	154.3	118.9	166.3	197.1	119.4	138.8	146.2	136.4	175.6	155.0	307.7	224.6	382.9	131.4
1986 J	154.8	119.0	166.5	198.4	119.6	139.3	146.0	137.0		155.0	308.8	224.9	383.5	132.3
1986 J	155.3	119.0	166.9	199.1	119.6	139.5	146.1	137.7		156.0	311.4	199.5	384.1	132.4
1986 A	155.8	119.2	167.9	199.5	119.6	139.8	148.2	137.5	176.3	156.0	323.1	199.7	383.8	133.2
1986 S	156.3	119.3	168.6	200.1	119.6	140.0	148.7	137.9		156.0	327.7	209.9	384.3	133.3
1986 O	156.8	119.4	168.8	200.8	120.9	140.8	148.6	138.3		157.0	330.8	210.6	384.5	133.3
1986 N	157.0	119.6	168.9	201.4	120.9	140.8	148.8	138.5	175.8	157.0	331.3	211.8	384.0	133.3
1986 D	157.3	119.6	169.0	201.7	120.9	140.9	148.7	139.3		158.0	332.4	212.1	423.4	133.7
1987 J	157.8	119.7	169.5	202.7	120.8	141.0	148.7	139.9		158.0	332.2	213.4	428.2	134.5
1987 F	158.2	119.8	169.9	203.4	120.8	141.1	148.4	140.3	179.4	159.0	335.6	213.9	428.7	135.0
1987 M	158.7	119.8	170.4	204.2	120.8	141.0	148.8	140.3		160.0	348.0	214.3	428.8	135.2
1987 A	159.2	120.0	170.7	204.5	120.5	141.0	148.7	140.9		163.0	351.1	214.5	428.5	136.2
1987 M	159.6	120.0	171.3	205.1	120.3	143.3	148.7	141.2	182.8	164.0	351.7	214.7	429.2	136.5
1987 J	160.2	120.1	172.0	206.4	120.4	143.4	148.7	141.6		166.0	353.2	214.9	430.6	136.7
1987 J	160.4	120.2	172.1	207.1	120.6	143.4	149.0	141.3		166.0	354.7	215.4	429.2	137.3
1987 A	160.7	120.3	172.4	207.9	120.6	143.6	149.2	141.3	182.5	167.0	355.4	221.3	432.8	137.5
1987 S	161.3	120.6	173.0	208.8	121.0	143.8	149.5	141.0		168.0	371.2	222.2	433.1	137.5
1987 O	161.9	120.7	173.3	209.9	120.9	144.0	149.6	141.9		170.0	372.0	222.8	432.9	:
1987 N	:	:	173.8	:	120.9	144.1	149.9	145.1	184.2	:	373.4	:	:	:

CONSUMER PRICES

B 2

PRIX A LA CONSOMMATION

MEAT (1)

VIANDES (1)

	EUR10	BR DEUTSCH LAND	FRANCE	ITALIA	NEDER- LAND	BELGIQUE BELGIE	LUXEM- BOURG	UNITED KINGDOM	IRELAND	DANMARK	ELLAS	ESPANA	PORTU- GAL	USA
	PRICE INDICES				1980 = 100				INDICES DE PRIX					
1983 Ø	133.5	113.6	139.0	152.2	114.6	118.2	134.9	118.9	137.8	129.8	205.8	143.1	181.1	107.4
1984 Ø	140.0	112.6	147.3	162.2	113.6	124.0	139.5	123.5	144.7	142.0	234.1	163.8	224.4	107.7
1985 Ø	145.2	112.5	152.6	170.9	114.2	127.2	143.7	125.7	148.3	145.8	272.8	184.8	268.7	106.7
1986 Ø	149.7	110.9	155.9	180.1	113.9	129.7	146.5	127.5	149.7	146.4	314.6	203.8	287.7	110.6
1985 J	145.6	112.6	153.5	171.2	114.7	127.3	143.6	125.4		146.0	274.7	176.7	274.8	105.6
1985 A	145.8	112.7	153.8	171.4	114.8	127.5	144.3	125.3	148.6	147.0	276.5	195.8	277.6	105.0
1985 S	146.3	112.7	154.3	172.5	115.2	127.7	145.0	125.3		147.0	279.1	196.9	272.9	104.7
1985 O	146.6	112.6	154.3	173.4	114.6	127.9	145.5	125.3		147.0	284.7	199.0	268.3	104.9
1985 N	147.3	112.5	154.3	174.1	114.4	128.2	145.5	125.0	148.3	147.0	300.6	204.1	271.9	106.9
1985 D	147.9	112.3	154.9	175.2	114.8	128.6	145.5	126.0		147.0	304.0	205.0	269.7	108.5
1986 J	148.4	112.1	155.0	176.5	114.8	129.0	145.7	126.2		147.0	305.9	209.3	272.4	109.1
1986 F	148.3	111.9	155.1	177.4	114.3	129.3	146.1	126.1	149.2	147.0	300.1	210.7	279.5	107.9
1986 M	148.6	111.7	155.2	178.1	113.9	129.5	146.7	126.5		146.0	302.1	209.1	282.6	107.6
1986 A	148.8	111.3	154.9	178.8	113.5	129.7	146.7	127.4		146.0	302.7	206.2	289.0	106.2
1986 M	149.1	111.0	155.0	179.3	113.5	129.7	146.7	128.2	151.0	146.0	305.1	206.6	291.3	105.9
1986 J	149.7	110.8	155.4	179.6	113.9	129.8	146.8	128.7		147.0	315.5	205.7	289.9	106.5
1986 J	149.9	110.7	155.9	180.1	114.3	129.8	146.8	127.9		146.0	318.6	194.1	292.7	110.5
1986 A	150.1	110.6	156.3	180.6	113.9	129.7	146.8	127.8	150.1	147.0	320.0	198.6	286.6	113.7
1986 S	150.6	110.6	157.0	181.8	113.8	129.8	146.7	127.5		147.0	321.9	202.2	283.8	114.4
1986 O	150.8	110.4	157.1	182.5	113.9	129.9	146.6	127.2		147.0	325.8	200.8	289.0	114.5
1986 N	150.9	110.2	156.8	183.2	113.8	129.9	146.2	127.5	148.5	146.0	327.7	199.4	295.6	115.1
1986 D	151.3	109.9	157.2	183.9	113.6	129.9	146.4	128.7		145.0	329.5	203.2	299.6	115.5
1987 J	152.8	109.5	158.4	184.7	113.6	149.3	146.5	128.9		146.0	325.7	198.7	301.6	116.2
1987 F	152.9	108.9	158.6	185.3	113.3	149.5	146.4	128.9	149.8	145.0	327.5	196.7	304.3	115.1
1987 M	152.9	108.7	158.4	185.3	112.8	148.4	146.5	128.5		145.0	334.2	198.2	306.8	115.1
1987 A	153.4	108.4	158.6	185.6	112.5	146.3	146.0	130.8		145.0	339.1	197.0	308.7	114.9
1987 M	152.7	108.2	158.8	185.8	112.6	129.6	144.1	131.5	150.7	147.0	340.9	194.2	303.2	115.9
1987 J	152.8	108.1	159.1	185.6	112.4	129.5	143.9	131.2		146.0	345.9	193.3	302.3	116.8
1987 J	152.9	108.0	159.2	185.6	112.6	129.4	144.1	130.7		147.0	350.8	197.8	303.3	117.8
1987 A	153.1	107.7	159.4	185.8	112.7	129.5	144.1	130.4	151.2	147.0	355.3	200.0	310.3	118.4
1987 S	153.5	107.6	159.5	187.0	112.5	129.4	144.3	130.6		147.0	360.4	205.5	314.2	119.2
1987 O	153.7	107.5	159.9	187.6	112.7	129.5	144.3	130.2		148.0	360.0	209.0	315.9	:
1987 N	:	:	160.0	:	112.5	129.5	144.3	130.7	151.8	147.0	361.4	:	:	:

1) INCLUDING FROZEN, CANNED
AND MEAT PRODUCTS.1) Y COMPRIS VIANDE SURGELEE,
EN CONSERVE ET PRODUITS DE VIANDE.

CONSUMER PRICES

B3

PRIX A LA CONSOMMATION

DAIRY PRODUCTS, EGGS, OILS AND FATS

PRODUITS LAITIERS, OEUF, HUILES, GRAISSES

	EUR10	BR DEUTSCH LAND	FRANCE	ITALIA	NEDER- LAND	BELGIQUE BELGIE	LUXEM- BOURG	UNITED KINGDOM	IRELAND	DANMARK	ELLAS	ESPANA	PORTU- GAL	USA	
	PRICE INDICES				1980 = 100				INDICES DE PRIX						
1983 Ø	132.2	111.6	136.0	150.2	111.8	130.2	123.7	121.6	134.1	131.3	184.7	144.3	222.3	109.8	
1984 Ø	141.2	114.0	149.7	168.4	113.3	140.0	131.7	127.5	151.6	146.9	174.7	165.9	326.0	114.8	
1985 Ø	149.3	113.1	156.3	183.7	113.4	142.2	133.2	133.4	160.7	158.4	216.3	183.7	380.5	112.5	
1986 Ø	154.3	111.2	158.5	193.5	111.0	142.7	137.9	136.8	172.0	156.1	258.7	196.7	402.6	113.7	
1985 J	149.9	113.0	156.8	184.7	114.0	142.6	134.7	134.5		159.0	216.2	174.8	386.3	112.1	
1985 A	150.5	113.0	157.9	185.3	113.8	142.7	135.1	135.0	162.4	159.0	218.7	189.6	289.9	112.2	
1985 S	150.6	113.0	158.8	186.5	113.6	142.9	135.4	132.3		159.0	220.2	193.7	390.9	113.9	
1985 O	151.2	112.7	158.7	187.6	112.2	142.6	135.5	134.8		159.0	223.2	193.8	390.9	113.6	
1985 N	151.7	112.6	158.9	188.4	112.4	142.9	135.3	135.0	161.6	158.0	228.9	194.1	390.8	113.8	
1985 D	152.8	112.8	159.2	189.0	112.8	143.2	136.0	135.5		158.0	241.9	196.6	404.0	113.8	
1986 J	153.3	112.8	158.9	190.5	112.5	143.4	136.0	135.6		158.0	246.1	201.4	407.1	114.4	
1986 F	154.0	112.7	159.3	191.3	112.5	143.5	135.5	137.3	166.4	158.0	249.8	201.6	408.2	113.4	
1986 M	154.3	112.6	159.4	192.0	112.0	143.7	135.6	137.9		157.0	251.1	203.1	408.1	113.9	
1986 A	154.4	112.2	158.8	192.9	111.8	143.3	136.5	137.8		157.0	253.8	203.5	405.4	113.6	
1986 M	154.2	111.8	158.1	193.5	111.1	142.5	135.7	137.3	173.3	156.0	255.7	200.9	396.6	113.3	
1986 J	154.1	111.1	157.5	193.6	110.7	142.1	138.5	137.0		156.0	258.9	200.0	397.1	113.1	
1986 J	154.2	110.6	158.0	193.8	110.3	142.0	139.0	136.8		155.0	262.6	186.8	396.9	112.9	
1986 A	154.3	110.3	158.4	194.0	110.2	142.0	139.3	136.8	173.4	156.0	263.5	188.9	397.7	112.4	
1986 S	154.5	110.1	158.5	194.6	110.4	142.2	139.1	136.7		155.0	265.0	191.3	401.3	112.9	
1986 O	154.6	110.2	158.4	195.0	110.1	142.5	139.6	136.1		155.0	267.0	192.7	397.3	113.8	
1986 N	154.5	110.0	158.2	195.5	110.3	142.4	139.7	136.2	174.9	155.0	264.4	193.6	399.5	114.8	
1986 D	154.8	110.2	158.2	195.9	110.2	142.5	140.5	136.6		155.0	266.0	196.8	416.6	116.3	
1987 J	155.2	109.9	158.4	196.2	110.3	142.2	141.0	139.4		155.0	263.3	196.8	416.7	:	
1987 F	155.6	110.0	158.6	196.3	110.9	142.1	140.6	139.7	181.9	156.0	267.0	197.9	418.2	:	
1987 M	156.6	110.1	159.3	196.6	110.9	142.1	140.9	139.8		156.0	281.9	201.9	418.8	:	
1987 A	156.9	110.4	159.5	196.9	111.4	142.6	141.4	140.5		156.0	281.0	207.1	416.4	:	
1987 M	156.8	109.9	159.1	197.3	109.8	141.8	141.7	140.0	183.4	158.0	284.5	205.1	417.4	:	
1987 J	156.5	109.0	158.8	197.2	109.2	140.9	139.5	140.1		158.0	284.9	200.4	415.9	:	
1987 J	156.5	108.7	158.9	197.4	109.0	140.9	139.7	139.8		159.0	285.4	200.7	416.6	:	
1987 A	157.2	108.5	158.9	197.7	108.7	141.1	139.2	139.8	184.8	159.0	298.7	199.4	418.6	:	
1987 S	156.8	108.5	158.7	198.2	108.9	141.1	140.6	140.5		159.0	286.3	199.5	417.8	:	
1987 O	157.5	108.5	159.0	198.8	109.3	141.3	140.3	142.9		160.0	287.6	200.4	418.5	:	
1987 N	:	:	159.0	:	110.2	141.6	140.6	144.3	188.1	:	289.0	:	:	:	

CONSUMER PRICES

DRINKS(HOME CONSUMPTION)AND TOBACCO

C

PRIX A LA CONSOMMATION

BOISSONS(CONSOMMATION A DOMICILE)ET TABAC

	EUR10	BR DEUTSCH LAND	FRANCE	ITALIA	NEDER- LAND	BELGIQUE BELGIE	LUXEM- BOURG	UNITED KINGDOM	IRELAND	DANMARK	ELLAS	ESPANA	PORTU- GAL	USA
	PRICE INDICES				1980 = 100				INDICES DE PRIX					
1983 Ø	140.9	120.4	143.9	168.8	112.8	131.0	136.9	143.8	185.6	127.2	169.8	144.0	159.1	131.4
1984 Ø	148.9	120.0	152.5	183.2	121.8	138.8	145.6	154.5	198.7	136.7	201.2	156.7	190.5	139.2
1985 Ø	156.1	121.4	157.1	198.1	124.9	146.9	152.0	165.5	210.5	141.5	230.9	170.2	235.9	144.9
1986 Ø	164.0	123.7	165.5	211.1	126.2	153.6	161.0	176.0	227.2	149.3	279.3	192.8	268.7	153.5
1985 J	156.2	120.9	158.4	196.5	124.8	147.4	151.7	166.3		142.0	232.8	171.4	241.8	144.9
1985 A	156.5	120.9	158.9	196.7	125.0	148.4	152.0	167.1	210.9	142.0	233.2	172.1	240.4	145.5
1985 S	157.6	122.9	159.5	197.4	125.1	148.9	152.4	168.2		142.0	233.6	173.3	245.9	146.0
1985 O	159.3	122.9	160.0	206.1	125.2	149.8	156.0	169.3		142.0	234.9	173.9	247.6	148.1
1985 N	159.6	123.0	160.2	207.0	125.0	150.4	156.2	169.8	212.6	142.0	238.0	175.2	248.7	148.3
1985 D	159.7	122.9	160.3	207.3	125.1	151.0	156.9	169.0		142.0	245.9	176.5	248.4	149.2
1986 J	160.5	123.0	160.7	207.9	125.3	151.6	157.0	170.0		142.0	257.1	180.9	261.2	150.7
1986 F	161.2	123.0	161.2	208.6	125.4	151.8	157.4	171.0	221.7	143.0	273.4	183.6	264.1	151.4
1986 M	161.5	123.1	161.8	209.4	125.5	152.0	157.5	171.5		142.0	275.4	192.0	263.9	151.8
1986 A	163.6	123.3	163.7	209.9	126.0	152.2	158.9	176.4		150.0	280.8	192.9	263.9	152.1
1986 M	163.9	123.8	164.0	210.6	126.1	152.7	159.6	176.3	229.1	151.0	281.7	193.3	266.4	152.2
1986 J	164.7	123.8	167.0	211.3	126.2	153.6	162.9	176.8		152.0	281.4	194.1	270.5	152.5
1986 J	164.9	123.9	167.4	211.5	126.3	154.1	163.0	177.2		152.0	282.0	194.7	270.3	154.5
1986 A	165.1	123.9	167.7	211.8	126.3	154.4	163.1	177.6	229.2	152.0	282.3	195.3	269.5	155.0
1986 S	165.3	124.0	168.0	212.2	126.3	154.8	163.3	178.3		152.0	283.3	195.8	272.1	155.2
1986 O	165.6	124.0	168.2	212.8	126.8	155.2	163.2	179.0		152.0	283.5	196.1	274.7	155.4
1986 N	165.7	124.0	168.4	213.2	126.9	155.3	163.1	179.1	229.0	152.0	283.4	197.1	274.9	155.4
1986 D	165.8	124.1	168.4	213.7	127.6	155.3	163.2	178.8		152.0	287.0	197.6	277.4	155.5
1987 J	167.6	124.1	168.6	222.8	128.5	155.5	163.2	180.4		152.0	289.8	202.4	284.4	158.0
1987 F	168.1	124.2	169.0	223.3	128.4	156.2	163.1	180.6	235.4	152.0	307.4	203.2	283.3	159.1
1987 M	168.6	124.4	169.3	223.8	128.4	156.8	162.9	180.9		153.0	323.4	204.0	292.1	159.5
1987 A	168.9	124.2	170.6	224.2	128.2	157.1	163.4	180.9		153.0	327.5	204.7	294.2	159.9
1987 M	169.1	124.3	170.7	224.7	128.2	157.2	163.2	181.7	236.5	153.0	325.5	205.4	296.8	160.2
1987 J	169.1	124.0	170.7	225.1	128.1	157.3	163.4	181.8		154.0	325.8	205.7	296.3	161.0
1987 J	169.0	124.0	170.7	225.3	128.0	157.3	163.2	181.8		154.0	326.1	206.5	296.3	163.1
1987 A	169.5	124.4	172.2	225.4	128.0	157.3	163.4	181.8	236.9	154.0	326.3	206.9	295.1	163.5
1987 S	169.4	124.0	172.4	225.9	128.3	157.3	163.6	182.0		154.0	326.8	207.4	300.8	164.0
1987 O	171.1	124.0	172.4	236.9	128.3	157.4	163.7	183.1		154.0	328.5	208.0	312.0	:
1987 N	:	124.2	172.3	:	128.4	157.5	163.9	182.7	238.4	154.0	330.8	208.2	:	:

VERBRAUCHERPREISE
GETRAENKE, TABAK

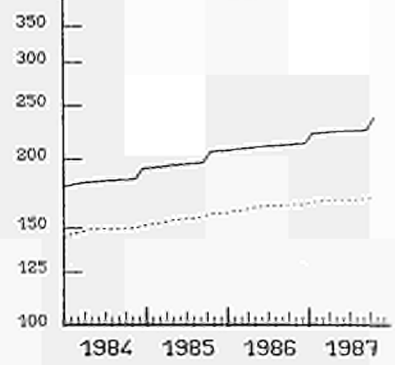
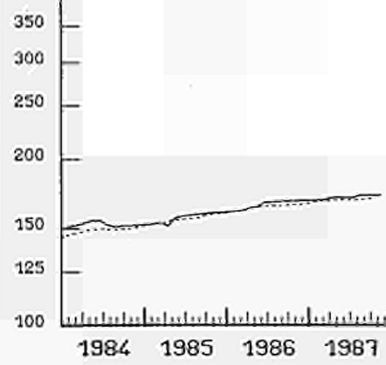
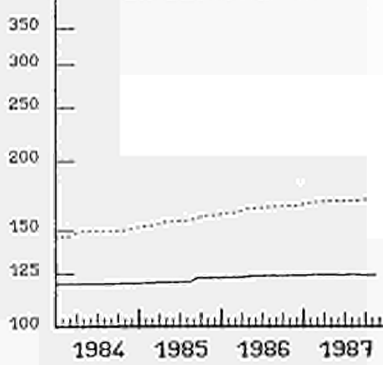
CONSUMER PRICES
DRINKS, TOBACCO
1980 = 100

PRIX A LA CONSOMMATION
BOISSONS ET TABAC

BR DEUTSCHLAND

FRANCE

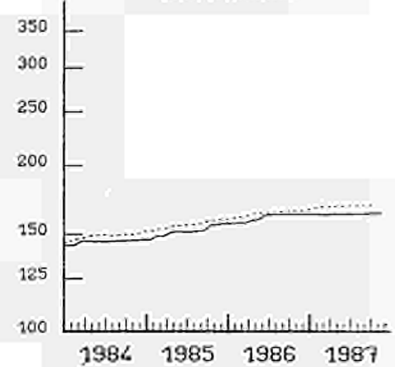
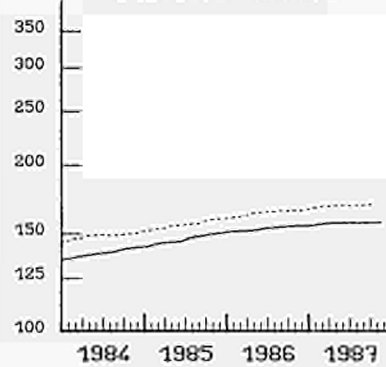
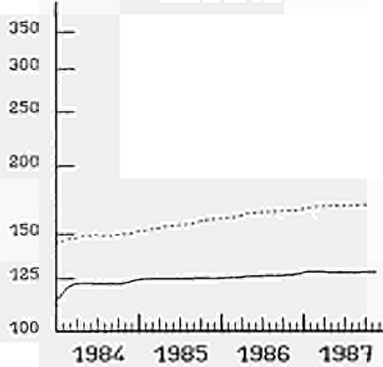
ITALIA



NEDERLAND

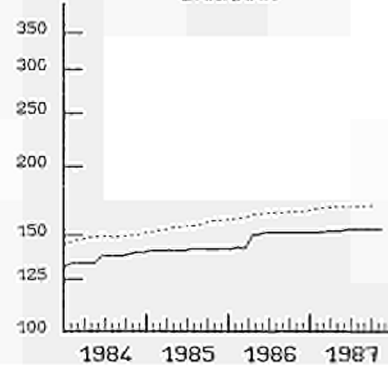
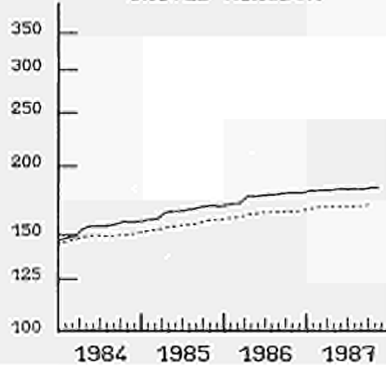
BELGIQUE BELGIE

LUXEMBOURG



UNITED KINGDOM

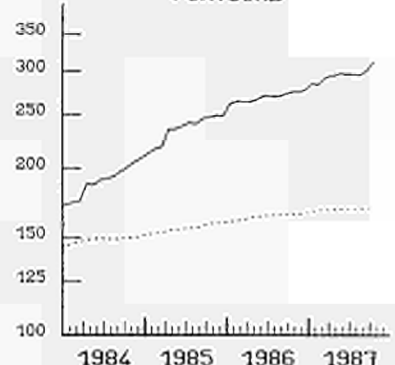
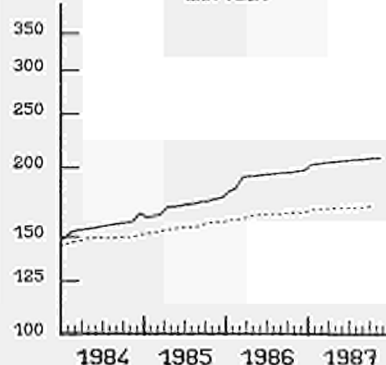
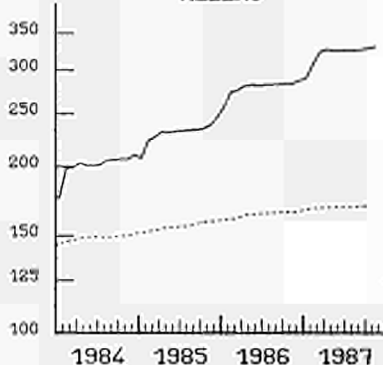
DANMARK



HELLAS

ESPANA

PORTUGAL



EINFACH-LOGARITHMISCHE SKALA

..... EUR 12
SEMI-LOGARITHMIC SCALE

ECHELLE SEMI-LOGARITHMIQUE

CONSUMER PRICES

C1

PRIX A LA CONSOMMATION

DRINKS(HOME CONSUMPTION)

BOISSONS(CONSOMMATION A DOMICILE)

	EUR10	BR DEUTSCH LAND	FRANCE	ITALIA	NEDER- LAND	BELGIQUE BELGIE	LUXEM- BOURG	UNITED KINGDOM	IRELAND	DANMARK	ELLAS	ESPANA	PORTU- GAL	USA
	PRICE INDICES				1980 = 100				INDICES DE PRIX					
1983 Ø	132.7	114.6	140.7	150.1	109.7	130.5	126.6	140.0	171.8	128.2	170.9	133.8	152.6	116.2
1984 Ø	139.8	115.3	149.0	163.6	114.2	137.1	131.1	148.1	175.5	138.8	197.5	146.5	176.8	120.0
1985 Ø	147.3	116.4	156.9	175.7	115.1	143.7	136.1	164.4	171.1	142.8	231.3	160.7	219.6	123.3
1986 Ø	153.3	117.4	164.3	188.4	116.5	148.1	143.3	164.5	179.8	148.4	293.1	183.3	246.4	128.7
1985 J	150.3	116.5	157.5	176.5	114.9	144.4	138.0	186.0		143.0	235.9	160.6	223.0	122.3
1985 A	147.5	116.7	158.4	177.0	115.1	144.9	136.3	158.7	172.4	143.0	237.3	161.6	221.1	122.9
1985 S	148.1	116.6	159.3	178.2	115.4	145.4	136.8	160.2		143.0	238.8	163.4	228.4	123.1
1985 O	148.8	116.6	160.0	179.4	115.3	145.7	139.0	161.8		143.0	242.4	164.4	230.6	126.8
1985 N	149.1	116.8	160.3	180.5	115.0	145.9	139.3	160.8	171.0	143.0	250.7	166.2	232.1	127.2
1985 D	149.4	116.6	160.4	181.7	115.1	146.1	140.1	160.9		143.0	254.4	167.9	231.7	127.5
1986 J	150.0	116.7	161.0	182.5	115.3	146.6	140.2	161.9		143.0	259.4	174.4	236.5	127.5
1986 F	150.7	116.8	161.8	183.9	115.4	146.8	140.8	162.7	174.9	143.0	268.4	178.4	240.3	127.9
1986 M	151.5	117.0	162.8	185.2	115.6	147.0	140.9	162.9		143.0	283.4	180.6	240.0	128.2
1986 A	152.3	117.3	163.5	186.2	116.3	147.2	142.7	163.4		147.0	287.7	181.9	239.7	128.5
1986 M	152.8	117.4	163.9	187.6	116.4	147.3	143.7	163.8	181.5	149.0	290.3	182.2	242.9	128.5
1986 J	153.4	117.5	164.4	188.9	116.6	147.8	144.2	164.0		150.0	295.4	183.4	248.2	128.9
1986 J	153.9	117.6	164.8	189.4	116.8	148.2	144.3	164.6		151.0	302.1	184.3	247.9	129.0
1986 A	154.0	117.7	165.2	188.9	116.8	148.7	144.4	165.2	181.7	151.0	303.3	185.3	246.7	128.9
1986 S	154.7	117.7	165.8	190.7	116.7	149.0	144.7	166.0		151.0	306.1	185.9	250.1	129.0
1986 O	155.1	117.8	166.1	191.7	117.5	149.5	144.5	166.8		151.0	306.7	186.4	253.6	129.2
1986 N	155.3	117.8	166.4	192.5	117.6	149.7	144.4	166.5	181.3	151.0	306.2	187.9	253.7	129.1
1986 D	155.5	117.9	166.4	193.4	117.6	149.7	144.6	166.0		151.0	308.2	188.6	257.1	129.3
1987 J	156.1	118.0	166.7	194.1	117.9	149.7	144.6	168.4		151.0	313.4	189.8	265.9	130.2
1987 F	156.7	118.1	167.2	195.1	117.7	149.8	144.4	169.4	182.1	151.0	320.4	190.9	264.5	130.5
1987 M	157.1	118.3	167.6	196.0	117.7	149.7	144.2	169.9		152.0	325.2	191.9	265.9	130.8
1987 A	157.4	118.1	167.9	196.8	117.3	149.6	144.9	170.4		152.0	329.7	193.0	276.4	131.1
1987 M	158.0	118.2	168.1	197.8	117.3	149.5	144.5	171.9	183.8	153.0	334.9	194.1	270.1	131.5
1987 J	158.1	118.3	168.1	198.5	117.2	149.7	144.8	172.3		153.0	335.8	194.6	269.5	132.0
1987 J	158.4	118.2	168.2	198.8	117.0	149.6	144.5	173.1		154.0	337.7	195.6	269.5	132.4
1987 A	158.7	119.0	168.3	199.0	117.0	149.7	144.8	173.5	184.6	154.0	338.4	196.3	267.8	132.7
1987 S	158.8	118.2	168.5	200.1	117.5	149.6	145.1	173.3		154.0	339.8	197.1	275.4	133.0
1987 O	159.1	118.2	168.6	201.1	117.5	149.6	145.2	174.0		154.0	344.9	197.8	277.5	:
1987 N	:	118.6	168.5	:	117.7	149.8	145.5	171.1	184.8	:	351.5	:	:	:

CONSUMER PRICES

C2

PRIX A LA CONSOMMATION

TOBACCO

TABACS

	EUR10	BR DEUTSCH LAND	FRANCE	ITALIA	NEDER- LAND	BELGIQUE BELGIE	LUXEM- BOURG	UNITED KINGDOM	IRELAND	DANMARK	ELLAS	ESPANA	PORTU- GAL	USA
	PRICE INDICES				1980 = 100				INDICES DE PRIX					
1983 Ø	152.3	129.6	150.2	188.7	117.6	132.4	143.2	152.0	195.1	126.2	168.9	169.3	179.8	143.6
1984 Ø	163.2	127.5	159.5	204.1	133.9	143.0	156.8	168.6	218.0	133.9	208.3	180.4	232.7	154.5
1985 Ø	171.3	129.5	157.6	222.0	140.4	154.6	166.1	176.5	247.0	140.7	235.6	193.8	287.1	162.1
1986 Ø	184.2	133.7	167.8	235.1	141.4	167.0	178.2	201.6	271.8	151.0	279.4	217.1	340.1	173.3
1985 J	166.5	127.8	160.0	217.8	140.4	154.9	159.8	157.6		140.0	237.8	197.9	300.7	162.9
1985 A	172.3	127.8	160.0	217.8	140.4	157.0	165.5	185.9	246.4	140.0	237.8	197.9	300.7	163.6
1985 S	173.6	133.0	160.0	217.8	140.4	157.7	165.5	186.1		142.0	237.8	197.9	300.7	164.3
1985 O	177.8	133.0	160.0	234.6	140.8	159.7	172.3	186.2		142.0	237.8	197.9	300.7	165.1
1985 N	178.2	133.0	160.0	234.6	140.8	161.4	172.3	187.7	251.4	142.0	237.8	197.9	300.7	165.2
1985 D	178.3	133.0	160.0	234.6	140.8	163.1	172.3	187.8		142.0	237.8	198.4	300.7	166.5
1986 J	179.1	133.0	160.0	235.1	141.1	163.9	172.3	188.1		142.0	256.2	198.4	338.8	169.2
1986 F	179.9	133.0	160.0	235.1	141.1	164.1	172.3	189.5	265.8	142.0	281.5	198.4	338.8	170.1
1986 M	180.2	133.0	160.0	235.1	141.1	164.3	172.3	190.7		142.0	281.5	220.4	338.8	170.6
1986 A	183.2	133.0	164.1	235.1	141.3	164.7	172.3	200.2		154.0	281.5	220.4	339.6	171.0
1986 M	184.4	134.0	164.1	235.1	141.3	165.9	172.3	204.9	273.8	154.0	281.5	220.9	340.2	171.0
1986 J	186.0	134.0	171.8	235.1	141.3	167.9	182.4	205.9		154.0	281.5	220.9	340.2	171.3
1986 J	186.1	134.0	172.3	235.1	141.3	168.3	182.4	205.8		154.0	281.5	220.9	340.4	174.9
1986 A	186.1	134.0	172.3	235.1	141.3	168.4	182.4	206.0	273.8	154.0	281.5	220.9	340.9	175.8
1986 S	186.2	134.0	172.3	235.1	141.3	168.8	182.4	206.2		154.0	281.5	220.9	340.9	176.1
1986 O	186.3	134.0	172.3	235.1	141.4	169.1	182.4	206.8		154.0	281.5	220.9	340.9	176.3
1986 N	186.5	134.0	172.3	235.1	141.4	169.2	182.4	207.6	274.0	154.0	281.5	220.9	341.1	176.4
1986 D	186.6	134.0	172.3	235.1	143.3	169.2	182.4	207.9		154.0	281.5	220.9	341.1	176.5
1987 J	191.3	134.0	172.3	253.5	145.3	169.6	182.4	207.8		154.0	281.5	233.6	342.2	180.1
1987 F	191.9	134.0	172.3	253.5	145.3	171.8	182.4	207.6	286.2	154.0	306.9	233.6	342.2	181.8
1987 M	192.5	134.0	172.4	253.5	145.3	174.3	182.4	207.6		154.0	330.3	233.8	378.2	182.4
1987 A	193.0	133.9	175.6	253.5	145.3	175.4	182.4	207.4		154.0	330.3	233.8	378.2	182.8
1987 M	193.1	134.0	175.6	253.5	145.3	176.0	182.4	207.4	286.7	154.0	330.3	233.8	380.4	183.1
1987 J	192.9	133.2	175.6	253.5	145.3	176.0	182.4	207.4		154.0	330.3	233.8	380.4	184.1
1987 J	192.9	133.2	175.6	253.5	145.3	176.1	182.3	207.2		154.0	330.3	233.9	380.4	187.5
1987 A	193.4	133.2	179.3	253.5	145.3	176.1	182.3	206.8	287.7	154.0	330.3	233.9	380.4	188.0
1987 S	193.5	133.2	179.5	253.5	145.3	176.2	182.3	207.2		154.0	330.3	233.9	380.4	188.7
1987 O	199.1	133.2	179.5	275.5	145.3	176.4	182.3	208.8		154.0	330.3	233.9	420.2	:
1987 N	:	133.2	179.5	:	145.3	176.4	182.3	210.1	289.6	:	330.3	:	:	:

CONSUMER PRICES

D

PRIX A LA CONSOMMATION

CLOTHING AND FOOTWEAR(INCL. REPAIRS)

HABILLEMENT ET CHAUSSURES(Y COMPRIS REPARATIONS)

	EUR10	BR DEUTSCH LAND	FRANCE	ITALIA	NEDER- LAND	BELGIQUE BELGIE	LUXEM- BOURG	UNITED KINGDOM	IRELAND	DANMARK	ELLAS	ESPANA	PORTU- GAL	USA
	PRICE INDICES				1980 = 100				INDICES DE PRIX					
1983 Ø	125.0	113.0	132.5	154.3	108.9	116.7	120.0	104.5	132.2	117.6	194.6	143.4	167.0	110.2
1984 Ø	132.9	115.7	145.9	171.9	110.9	123.7	126.0	104.5	142.2	125.8	239.6	159.7	207.7	112.6
1985 Ø	141.5	118.4	157.9	190.4	115.3	132.6	132.1	108.5	151.1	134.3	292.5	177.2	249.6	115.6
1986 Ø	149.0	120.6	168.1	206.2	118.3	141.6	139.5	111.5	156.7	143.1	366.7	195.4	316.2	116.5
1985 J	140.6	118.1	157.9	189.8	107.0	132.7	132.3	107.8		128.0	289.9	176.6	247.7	115.1
1985 A	140.9	118.3	158.3	190.0	108.5	133.0	132.4	108.7	151.6	129.0	270.5	176.9	247.5	115.1
1985 S	142.4	118.8	156.6	192.3	115.8	133.8	132.4	110.1		139.0	294.7	179.7	252.4	117.5
1985 O	145.3	119.1	161.3	196.7	122.5	135.2	134.4	111.0		140.0	336.0	182.0	263.8	118.3
1985 N	146.2	119.7	162.9	198.8	122.7	136.5	135.9	111.3	155.0	140.0	336.9	184.8	274.0	118.4
1985 D	146.3	119.7	163.7	199.6	119.4	137.3	136.5	111.0		139.0	338.2	186.2	281.7	117.2
1986 J	145.4	119.8	164.1	199.5	111.9	137.6	136.5	109.6		130.0	335.1	187.5	285.1	114.9
1986 F	145.9	120.1	164.5	200.5	114.4	137.9	136.6	109.9	154.8	138.0	309.7	188.7	288.0	114.4
1986 M	147.1	120.2	165.3	202.2	119.1	139.1	137.2	110.1		143.0	343.3	191.0	293.7	115.7
1986 A	148.0	120.3	166.5	203.7	122.0	140.2	138.9	110.7		144.0	346.7	192.6	299.2	116.2
1986 M	148.3	120.5	167.4	204.9	122.2	135.3	140.0	110.9	156.1	144.0	347.8	193.4	302.0	115.7
1986 J	148.7	120.5	167.9	205.6	118.8	141.8	140.0	110.7		143.0	370.0	194.4	304.1	114.6
1986 J	148.1	120.6	168.3	206.0	110.5	142.0	140.0	110.4		135.0	358.3	194.8	304.4	113.9
1986 A	148.7	120.7	168.6	206.2	112.5	142.5	140.0	111.8	156.3	139.0	348.2	195.1	304.9	116.0
1986 S	150.2	121.0	169.5	207.5	118.5	144.0	140.2	112.7		151.0	371.7	197.3	314.0	118.9
1986 O	152.1	121.2	170.9	211.2	124.3	145.3	140.9	113.4		151.0	420.8	199.8	325.4	119.5
1986 N	152.8	121.3	172.0	213.1	124.1	146.4	141.8	113.9	159.6	150.0	424.3	204.6	336.3	119.5
1986 D	152.9	121.3	172.7	214.0	121.2	146.8	141.8	114.0		149.0	424.8	205.9	342.7	118.2
1987 J	151.9	121.5	173.0	214.4	113.0	146.8	141.8	112.3		137.0	409.7	206.5	343.3	116.1
1987 F	152.3	121.7	173.4	215.3	115.9	147.0	141.8	112.6	157.6	141.0	385.7	207.4	344.5	116.8
1987 M	153.5	121.9	174.2	216.7	119.4	147.7	142.5	113.2		154.0	412.2	208.5	348.1	120.9
1987 A	154.3	122.0	175.1	218.0	122.4	148.3	143.1	113.4		154.0	427.3	209.8	353.0	122.6
1987 M	154.6	122.0	175.8	218.8	122.2	148.9	143.1	113.4	158.7	153.0	430.4	211.6	356.2	122.2
1987 J	154.6	122.1	175.9	219.2	118.9	149.2	143.1	113.2		151.0	456.3	212.7	357.8	120.3
1987 J	153.4	122.1	176.1	219.3	109.5	149.2	143.1	111.4		141.0	445.4	213.3	358.7	118.0
1987 A	153.7	122.2	176.3	219.5	110.1	149.4	143.1	112.1	157.0	146.0	425.3	213.6	359.5	120.4
1987 S	155.5	122.6	177.0	221.1	116.8	150.1	143.2	114.3		157.0	443.6	215.1	363.9	124.6
1987 O	157.3	122.8	178.3	224.1	121.7	151.0	144.6	114.9		158.0	508.2	218.3	371.8	:
1987 N	:	122.8	179.1	:	121.1	151.6	145.0	115.6	160.2	158.0	506.5	222.1	:	:

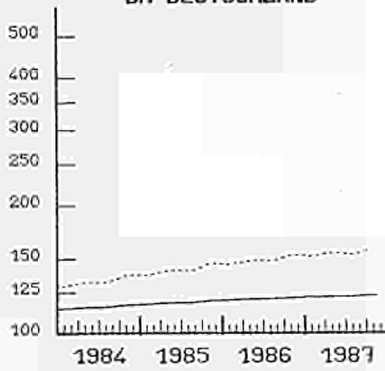
VERBRAUCHERPREISE
BEKLEIDUNG, SCHUHE

CONSUMER PRICES
CLOTHING, FOOTWEAR

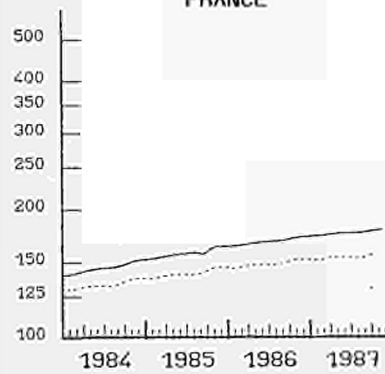
PRIX A LA CONSOMMATION
HABILLEMENT, CHAUSSURES

1980 = 100

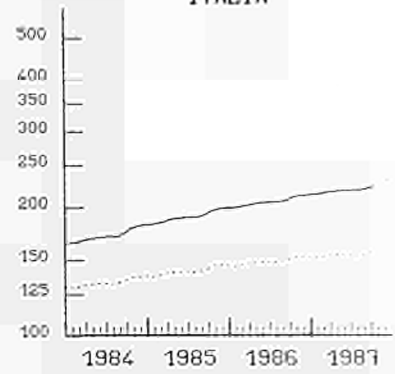
BR DEUTSCHLAND



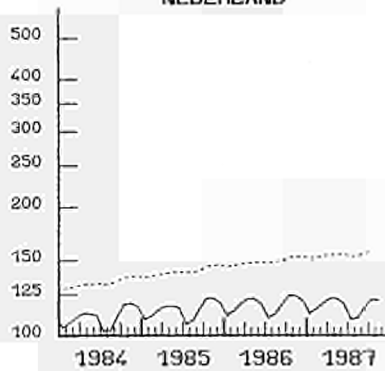
FRANCE



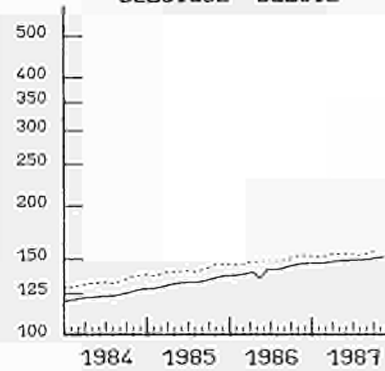
ITALIA



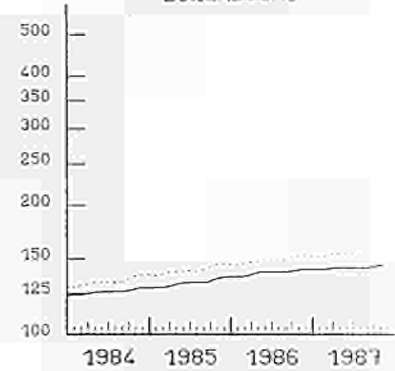
NEDERLAND



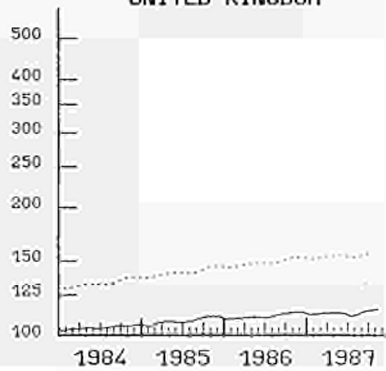
BELGIQUE BELGIE



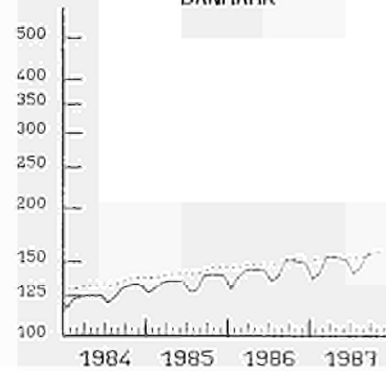
LUXEMBOURG



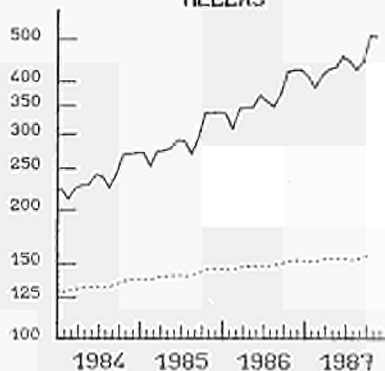
UNITED KINGDOM



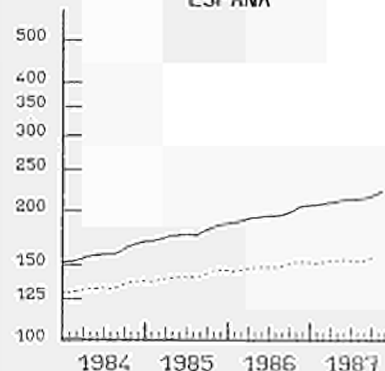
DANMARK



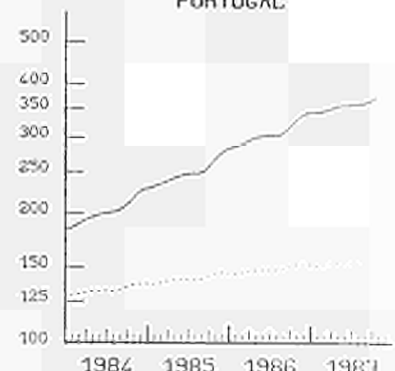
HELLAS



ESPANA



PORTUGAL



EINFACH-LOGARITHMISCHE SKALA

EUR 12
SERI-LOGARITHMIC SCALE

ECHELLE SERI-LOGARITHMIQUE

CONSUMER PRICES

D1

PRIX A LA CONSOMMATION

CLOTHING(INCL. REPAIRS)

HABILLEMENT(Y COMPRIS REPARATIONS)

	EUR10	BR DEUTSCH LAND	FRANCE	ITALIA	NEDER- LAND	BELGIQUE BELGIE	LUXEM- BOURG	UNITED KINGDOM	IRELAND	DANMARK	ELLAS	ESPANA	PORTU- GAL	USA
	PRICE INDICES				1980 = 100				INDICES DE PRIX					
1983 Ø	124.8	113.1	132.8	155.6	109.7	115.2	117.9	105.2	132.4	117.8	195.1	144.4	171.9	109.0
1984 Ø	133.0	115.5	146.5	173.6	112.1	125.2	123.8	104.9	143.4	126.7	240.7	160.6	210.2	109.2
1985 Ø	142.2	117.9	158.8	192.4	116.7	131.8	130.2	109.4	152.2	135.5	294.1	178.0	260.4	112.8
1986 Ø	150.7	120.2	169.4	207.8	120.3	141.9	137.6	112.2	157.6	145.3	369.6	196.5	324.6	114.4
1985 J	141.2	117.7	158.8	191.8	107.8	132.1	130.3	108.7		128.0	290.6	177.4	257.8	109.7
1985 A	141.1	117.8	159.3	191.9	109.6	132.4	130.4	109.4	152.5	129.0	270.8	177.7	257.6	111.6
1985 S	143.6	118.5	160.6	194.3	117.7	133.2	130.4	111.0		141.0	295.8	180.6	262.7	116.4
1985 O	146.5	118.7	162.3	198.8	124.2	134.6	132.3	112.4		141.0	339.1	182.7	275.4	117.2
1985 N	147.5	119.2	164.0	201.0	124.5	135.9	133.9	112.2	155.9	142.0	340.0	185.5	286.5	118.3
1985 D	147.6	119.2	164.7	201.8	121.0	136.8	134.3	111.9		140.0	344.1	186.9	295.6	115.7
1986 J	146.6	119.2	165.2	201.3	113.3	137.2	134.4	110.4		131.0	338.3	188.3	299.2	112.9
1986 F	146.5	119.6	165.7	202.2	116.0	137.5	134.4	110.3	155.4	140.0	309.4	189.6	302.6	112.3
1986 M	148.6	119.7	166.6	203.9	121.0	138.7	135.3	111.6		145.0	345.3	192.0	308.4	113.7
1986 A	149.5	119.8	167.9	205.5	124.2	140.0	137.1	111.5		147.0	349.4	193.7	314.6	114.2
1986 M	149.9	120.0	168.7	206.4	124.5	140.9	138.1	111.3	156.8	146.0	350.6	194.3	317.8	113.6
1986 J	150.4	120.1	169.2	207.0	120.6	141.6	138.2	111.1		145.0	372.1	195.4	319.7	112.3
1986 J	149.8	120.8	169.5	207.4	112.4	141.8	138.2	110.9		135.0	360.2	195.9	319.9	111.4
1986 A	149.9	120.2	169.9	207.6	114.3	142.3	138.2	112.3	157.2	140.0	349.6	196.3	320.5	113.9
1986 S	151.8	120.5	170.8	208.8	120.9	144.0	138.5	113.3		154.0	373.3	198.7	330.8	117.2
1986 O	154.8	120.6	172.3	212.8	126.6	145.3	139.3	114.1		155.0	426.4	201.0	343.4	117.8
1986 N	155.5	120.7	173.4	214.7	126.3	146.5	140.0	114.6	160.9	153.0	429.9	205.9	355.8	117.6
1986 D	155.7	120.7	174.1	215.7	123.2	147.0	140.0	114.8		152.0	430.5	207.3	363.1	116.1
1987 J	154.4	121.1	174.4	216.1	114.5	147.1	140.1	112.7		138.0	414.0	207.9	363.7	113.8
1987 F	154.2	121.2	174.9	217.0	117.5	147.3	140.1	113.0	159.1	142.0	386.2	208.9	365.1	114.5
1987 M	156.1	121.3	175.7	218.6	121.5	147.9	140.8	113.7		158.0	416.8	210.2	369.9	118.6
1987 A	157.2	121.4	176.6	219.9	124.9	148.6	141.4	113.8		158.0	432.6	211.7	375.4	120.7
1987 M	151.7	121.5	144.3	220.5	124.7	149.2	141.4	113.8	160.2	157.0	436.7	213.7	378.6	120.3
1987 J	158.0	121.5	177.5	220.9	121.0	149.5	141.5	113.4		154.0	463.8	214.8	380.3	118.1
1987 J	156.7	121.6	177.6	221.3	110.6	149.6	141.4	111.5		142.0	451.9	215.5	381.1	115.6
1987 A	156.5	121.6	177.9	221.5	111.3	149.7	141.5	112.1	158.4	148.0	430.6	215.8	382.0	118.2
1987 S	158.6	122.0	178.7	222.8	119.1	150.5	141.5	114.8		161.0	449.5	217.4	387.2	122.8
1987 O	161.8	122.2	180.0	226.3	124.0	151.4	142.2	115.5		162.0	519.5	221.0	395.8	:
1987 N	:	:	180.8	:	123.2	152.1	142.6	116.2	162.0	:	516.9	:	:	:

CONSUMER PRICES

D2

PRIX A LA CONSOMMATION

FOOTWEAR(INCL. REPAIRS)

CHAUSSURES(Y COMPRIS REPARATIONS)

	EUR10	BR DEUTSCH LAND	FRANCE	ITALIA	NEDER- LAND	BELGIQUE BELGIE	LUXEM- BOURG	UNITED KINGDOM	IRELAND	DANMARK	ELLAS	ESPANA	PORTU- GAL	USA
	PRICE INDICES				1980 = 100				INDICES DE PRIX					
1983 Ø	124.9	112.8	131.1	149.5	104.7	122.0	121.9	101.7	131.5	116.7	192.6	140.0	134.7	108.7
1984 Ø	133.7	116.7	143.6	165.8	104.9	128.7	126.2	102.4	138.3	120.8	244.4	156.4	167.4	110.0
1985 Ø	142.9	120.6	154.4	183.0	109.0	134.6	131.4	105.0	147.5	127.6	298.7	174.7	202.8	111.4
1986 Ø	151.6	122.9	163.4	200.6	108.8	141.4	138.2	108.4	153.8	132.7	361.5	191.5	237.4	111.0
1985 J	142.4	120.5	154.6	182.7	103.5	134.3	131.8	104.0		126.0	298.1	173.3	203.7	111.1
1985 A	142.5	120.7	154.8	182.9	103.4	134.4	131.8	105.5	148.9	129.0	279.2	173.6	203.6	110.5
1985 S	144.1	121.1	156.0	185.0	106.7	135.3	132.0	106.5		129.0	301.3	176.3	207.9	110.8
1985 O	146.7	121.4	157.4	188.9	114.3	136.7	134.4	107.4		130.0	337.4	179.5	213.2	111.5
1985 N	147.7	121.9	158.8	190.8	114.1	137.6	135.3	107.6	151.9	130.0	338.5	182.2	219.7	113.2
1985 D	148.3	122.1	159.8	191.8	119.4	138.1	136.5	107.0		130.0	339.5	183.6	221.4	112.0
1986 J	146.9	122.2	160.0	193.2	105.5	138.2	136.5	100.3		128.0	335.9	184.6	224.0	109.9
1986 F	148.3	122.4	160.3	194.3	106.5	138.5	136.5	107.8	152.8	131.0	322.8	185.5	224.9	109.2
1986 M	149.8	122.5	160.7	196.4	110.3	139.3	136.5	108.6		132.0	348.7	187.4	229.9	110.4
1986 A	150.3	122.7	161.7	197.8	111.2	140.0	137.5	107.4		132.0	350.3	189.1	232.3	111.1
1986 M	151.1	122.7	162.5	199.5	111.4	140.8	138.6	108.9	153.9	133.0	350.8	189.9	233.4	111.1
1986 J	152.0	122.8	163.3	200.6	109.9	141.3	138.6	108.9		133.0	376.4	190.8	236.3	110.3
1986 J	150.9	122.8	163.6	200.8	101.2	141.6	138.6	108.2		132.0	341.0	191.0	237.0	109.9
1986 A	151.3	122.9	163.9	201.1	104.0	141.8	138.6	109.5	153.4	134.0	334.9	191.2	237.2	110.1
1986 S	152.5	123.3	164.8	202.6	106.9	142.7	138.7	110.0		134.0	353.5	192.7	240.8	111.4
1986 O	154.5	123.4	165.8	205.5	113.2	143.7	138.7	110.5		135.0	383.1	195.6	247.0	113.0
1986 N	155.8	123.4	166.9	207.0	113.7	144.2	140.0	110.6	155.3	135.0	420.4	199.7	251.7	113.0
1986 D	156.1	123.4	167.5	207.0	112.0	144.4	140.0	110.6		133.0	420.4	200.9	254.3	112.4
1987 J	155.8	123.9	167.9	208.3	105.5	144.4	139.9	110.5		131.0	409.8	201.4	254.6	110.3
1987 F	156.1	124.1	168.1	209.0	108.0	144.7	139.9	111.1	162.7	133.0	398.3	201.9	255.0	110.9
1987 M	156.8	124.3	168.7	209.7	109.0	145.3	140.7	111.1		134.0	411.2	202.5	253.5	113.7
1987 A	157.8	124.4	169.6	211.4	110.4	144.7	140.7	111.8		134.0	424.2	203.3	256.0	113.7
1987 M	158.1	124.5	170.1	212.1	110.4	146.2	140.7	111.7	153.7	135.0	424.2	204.5	258.8	116.0
1987 J	158.7	124.5	170.2	212.5	109.2	146.5	140.7	111.9		135.0	446.7	205.7	259.9	115.0
1987 J	158.1	124.6	170.2	212.8	104.1	146.5	140.8	110.6		134.0	438.9	206.0	261.2	112.6
1987 A	158.0	124.7	170.4	213.0	104.3	146.7	140.9	111.3	152.3	135.0	421.8	206.1	261.7	113.4
1987 S	159.2	125.1	170.8	214.5	106.0	147.1	141.0	112.3		136.0	438.9	207.2	262.7	115.1
1987 O	161.2	125.3	171.9	216.7	110.7	147.7	145.1	112.2		136.0	486.7	208.9	267.4	:
1987 N	:	:	172.6	:	110.9	148.0	145.5	:	154.6	:	487.7	:	:	:

CONSUMER PRICES

E

PRIX A LA CONSOMMATION

RENT, HEATING AND LIGHTING (1) (2)

LOYERS, CHAUFFAGE ET ECLAIRAGE (1) (2)

	EUR10	BR DEUTSCH LAND	FRANCE	ITALIA	NEDER- LAND	BELGIQUE BELGIE	LUXEM- BOURG	UNITED KINGDOM	IRELAND	DANMARK	ELLAS	ESPANA	PORTU- GAL	USA
	PRICE INDICES				1980 = 100				INDICES DE PRIX					
1983 Ø	142.6	118.3	147.0	170.1	128.4	135.6	139.5	155.1	149.7	135.5	171.9	146.7	213.1	122.7
1984 Ø	152.8	122.7	158.6	198.8	134.3	144.2	144.9	162.3	160.9	142.1	196.5	160.0	293.6	128.5
1985 Ø	161.5	126.8	169.2	213.3	139.0	150.6	151.6	172.6	174.4	148.8	230.0	170.1	348.6	133.0
1986 Ø	163.1	123.4	170.8	214.7	138.9	142.5	126.0	182.8	173.3	154.8	277.8	180.0	370.7	136.8
1985 J	161.9	126.3	169.9	212.2	140.5	150.0	153.2	174.9		149.0	225.6	170.8	350.9	133.6
1985 A	161.8	126.6	169.4	211.9	140.5	149.9	147.4	174.7	175.3	148.0	231.5	171.0	350.9	135.6
1985 S	162.4	127.5	169.0	212.9	140.5	151.4	147.5	175.4		149.0	237.2	171.6	350.9	134.4
1985 O	163.2	127.3	170.3	217.7	140.5	150.9	151.7	175.5		150.0	237.8	172.2	350.9	134.6
1985 N	163.8	127.8	170.5	218.8	140.2	151.5	151.8	176.0	175.0	151.0	244.6	172.5	356.8	134.9
1985 D	163.6	127.2	170.1	219.1	140.1	149.7	152.0	176.4		151.0	256.3	172.8	363.9	135.2
1986 J	163.6	126.5	170.0	220.2	140.7	149.0	148.3	176.4		151.0	268.8	176.7	381.7	135.5
1986 F	162.3	125.6	167.7	216.6	140.5	148.2	143.2	176.5	177.4	149.0	270.0	177.8	381.7	135.4
1986 M	162.3	125.4	168.3	216.0	140.1	148.8	137.4	176.5		149.0	268.4	178.4	381.9	135.6
1986 A	163.9	124.9	168.5	216.0	140.1	144.7	133.4	185.1		156.0	271.2	179.1	382.2	136.0
1986 M	163.2	123.9	167.9	216.0	139.7	142.2	130.7	184.5	173.8	158.0	272.1	180.0	368.8	136.2
1986 J	162.5	123.2	166.6	214.7	139.5	141.1	125.5	184.6		156.0	273.9	180.3	368.8	137.2
1986 J	162.2	122.1	169.8	211.9	138.0	139.2	119.7	184.7		154.0	274.7	180.7	368.8	137.3
1986 A	162.9	122.6	171.8	211.9	138.1	139.6	113.7	184.8	171.6	155.0	279.5	180.9	368.8	137.7
1986 S	163.3	122.5	173.2	212.1	137.6	140.0	113.9	185.0		156.0	285.4	181.3	368.8	138.2
1986 O	163.4	121.4	174.2	214.3	137.7	139.0	115.4	185.0		156.0	287.6	182.1	361.1	137.9
1986 N	163.5	121.3	175.1	213.2	137.6	139.4	115.5	185.0	170.5	159.0	290.0	181.2	358.1	137.4
1986 D	163.7	121.1	175.9	213.1	137.6	139.2	115.5	185.3		159.0	292.4	181.3	358.1	137.5
1987 J	164.6	122.0	177.8	216.4	132.1	140.8	115.6	185.4		162.0	297.9	181.8	379.9	138.2
1987 F	164.4	121.4	176.5	217.5	132.0	141.1	119.0	185.8	172.1	160.0	301.5	183.8	379.9	138.7
1987 M	164.1	121.4	175.6	216.8	132.1	140.3	119.0	186.1		160.0	302.4	184.9	379.9	139.2
1987 A	165.9	121.2	177.5	218.9	132.1	140.5	116.4	192.4		160.0	311.9	185.3	381.7	139.7
1987 M	165.6	121.2	177.5	218.9	132.2	140.4	116.2	190.0	173.0	164.0	315.5	185.9	381.7	140.1
1987 J	165.9	121.7	177.5	219.4	132.2	140.4	116.2	189.7		164.0	319.8	186.3	381.7	141.0
1987 J	166.6	122.0	178.6	220.9	134.7	140.6	124.9	189.8		164.0	321.9	186.8	381.7	141.5
1987 A	167.2	122.3	179.2	222.1	134.8	140.9	127.0	190.4	173.9	165.0	323.4	187.1	388.3	142.4
1987 S	167.2	122.0	178.9	223.6	134.8	140.4	127.4	190.6		164.0	326.3	187.2	388.3	142.6
1987 O	168.0	122.2	180.7	226.2	134.9	140.3	127.6	191.0		165.0	331.9	187.5	396.2	:
1987 N	:	122.0	181.0	:	134.9	140.2	128.2	191.9	174.4	166.0	334.4	188.1	:	:

- 1) Excluding rents for Luxembourg and Portugal
- 2) Imputed rent of owner occupied dwellings not covered for Ireland

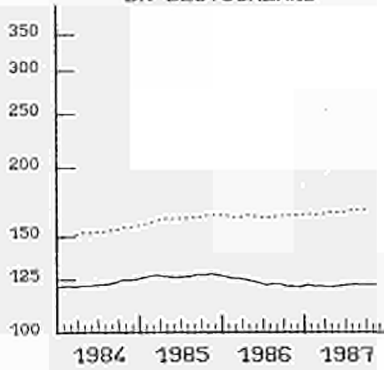
- 1) Sans loyers pour le Luxembourg et le Portugal
- 2) Ne couvre pas les loyers fictifs des habitations occupées par le propriétaire pour l'Irlande

VERBRAUCHERPREISE
 MIETE, HEIZUNG, BELEUCHTUNG

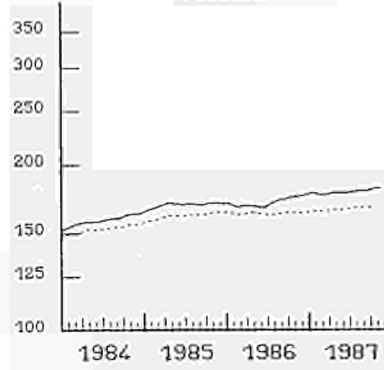
CONSUMER PRICES
 RENT, FUEL, POWER
 1980 = 100

PRIX A LA CONSOMMATION
 LOGEMENT, CHAUFFAGE, ECLAIRAGE

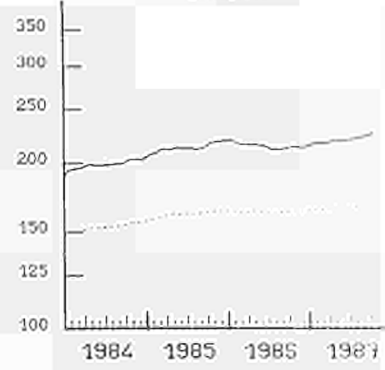
BR DEUTSCHLAND



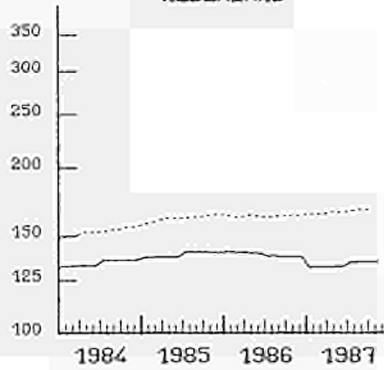
FRANCE



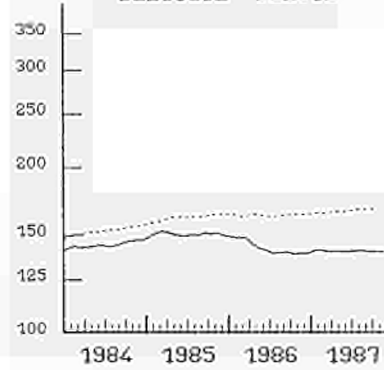
ITALIA



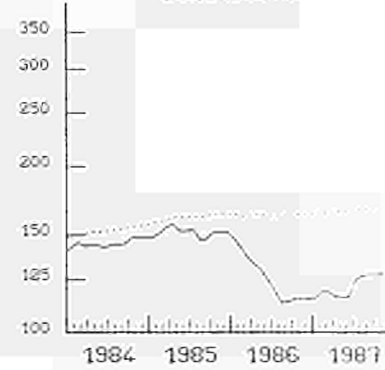
NEDERLAND



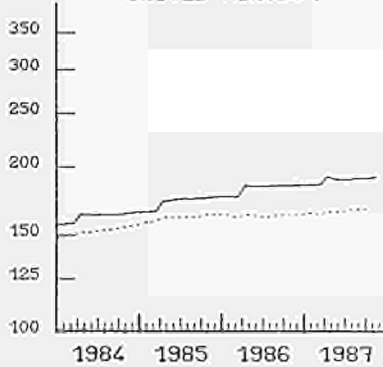
BELGIQUE BELGIE



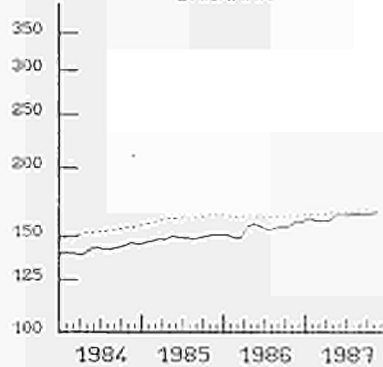
LUXEMBOURG



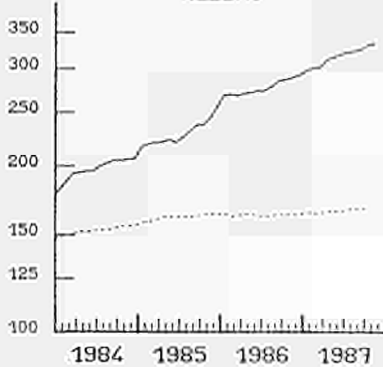
UNITED KINGDOM



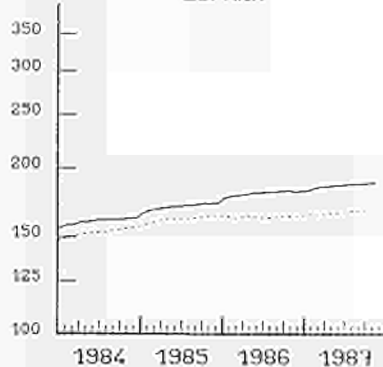
DANMARK



HELLAS



ESPANA



EINFACH-LOGARITHMISCHE SKALA

EUR 12
 SEMI-LOGARITHMIC SCALE

ECHELLE SEMI-LOGARITHMIQUE

CONSUMER PRICES

E1

PRIX A LA CONSOMMATION

RENTS AND WATER CHARGES (1),(2)

LOYERS ET CHARGES D'EAU (1),(2)

	EUR10	BR DEUTSCH LAND	FRANCE	ITALIA	NEDER- LAND	BELGIQUE BELGIE	LUXEM- BOURG	UNITED KINGDOM	IRELAND	DANMARK	ELLAS	ESPANA	PORTU- GAL	USA
	PRICE INDICES				1980 = 100				INDICES DE PRIX					
1983 Ø	140.6	115.6	137.9	160.4	122.4	126.3	:	160.5	134.6	129.5	172.2	136.0	:	122.4
1984 Ø	153.0	120.0	148.9	196.2	127.9	132.5	:	170.3	148.8	139.8	198.3	146.2	:	128.4
1985 Ø	162.4	123.9	158.7	207.9	131.9	136.1	:	184.1	156.6	147.0	230.1	152.9	:	135.6
1986 Ø	173.4	126.4	167.5	226.1	135.6	140.9	:	202.3	161.0	153.2	281.5	159.9	:	143.0
1985 J	163.8	124.1	159.9	207.7	133.8	136.2	:	187.9		148.0	229.3	153.2	:	136.0
1985 A	163.9	124.3	160.0	207.9	133.8	136.4	:	187.9	157.9	148.0	229.7	153.3	:	137.0
1985 S	164.0	124.5	160.2	207.9	133.8	136.6	:	187.9		148.0	234.3	153.5	:	137.3
1985 O	165.8	124.7	162.0	216.2	133.8	137.0	:	188.0		148.0	235.4	154.0	:	138.1
1985 N	166.1	124.8	162.1	216.5	133.9	137.3	:	188.3	159.5	150.0	246.8	154.3	:	138.9
1985 D	166.5	125.0	162.2	216.5	133.9	137.5	:	189.0		150.0	252.2	154.4	:	139.3
1986 J	167.8	125.3	164.1	220.8	134.0	138.8	:	189.1		150.0	265.4	157.7	:	139.8
1986 F	168.1	125.6	164.4	221.2	134.0	140.2	:	189.1	160.6	150.0	267.4	157.9	:	140.1
1986 M	168.2	125.8	164.7	221.4	134.0	140.2	:	189.2		150.0	267.8	158.4	:	140.9
1986 A	173.7	126.0	166.7	224.1	134.0	140.2	:	206.7		150.0	277.3	158.9	:	142.0
1986 M	173.9	126.1	166.8	224.5	134.0	140.3	:	206.4	161.3	154.0	278.8	159.3	:	142.3
1986 J	174.0	126.3	167.0	224.5	134.1	140.3	:	206.4		154.0	281.9	159.3	:	142.6
1986 J	174.7	126.6	168.2	225.8	137.2	140.9	:	206.5		154.0	283.2	165.2	:	143.2
1986 A	174.8	126.8	168.3	226.0	137.2	141.6	:	206.5	159.7	154.0	284.4	159.5	:	143.8
1986 S	175.0	126.9	168.5	226.2	137.2	141.9	:	206.6		154.0	287.2	159.7	:	144.4
1986 O	176.5	127.0	170.3	232.8	137.3	141.9	:	206.7		154.0	290.9	160.5	:	145.4
1986 N	176.8	127.2	170.6	233.1	137.3	142.3	:	206.8	162.6	157.0	295.1	161.1	:	145.6
1986 D	177.2	127.3	170.7	233.3	137.3	142.5	:	207.6		157.0	299.1	161.4	:	145.7
1987 J	178.1	127.5	172.6	235.8	137.4	143.5	:	207.6		157.0	308.3	161.6	:	146.4
1987 F	178.7	127.9	172.8	236.0	137.4	146.1	:	208.4	162.7	157.0	314.0	162.2	:	147.0
1987 M	178.9	128.1	173.1	236.0	137.5	145.8	:	208.8		157.0	315.5	163.4	:	147.6
1987 A	182.7	128.3	175.9	238.5	137.5	146.1	:	219.2		157.0	323.5	164.0	:	148.4
1987 M	181.9	128.4	176.2	238.7	137.5	146.2	:	215.7	170.5	157.0	325.2	164.3	:	148.8
1987 J	182.1	128.6	176.3	238.7	137.6	146.2	:	215.1		162.0	332.5	164.8	:	149.2
1987 J	183.2	128.8	178.1	239.7	140.8	146.4	:	215.9		162.0	334.7	165.0	:	149.8
1987 A	183.5	128.9	178.2	239.9	140.9	146.4	:	216.7	169.9	162.0	338.5	165.4	:	150.9
1987 S	183.9	129.2	178.3	240.3	141.0	146.5	:	217.4		162.0	343.2	:	:	151.3
1987 O	185.5	129.3	181.0	244.3	141.1	146.3	:	218.6		162.0	352.5	:	:	:
1987 N	:	:	181.2	:	141.1	146.7	:	219.8	170.1	:	356.7	:	:	:

- 1) Not available for Luxembourg and Portugal
- 2) Imputed rent of owner occupied dwellings not covered for Ireland

- 1) Pas disponible pour le Luxembourg et le Portugal
- 2) Ne couvre pas les loyers fictifs des habitations occupées par le propriétaire pour l'Irlande

CONSUMER PRICES

F

PRIX A LA CONSOMMATION

HOUSEHOLD GOODS AND SERVICES

BIENS ET SERVICES DE MENAGE

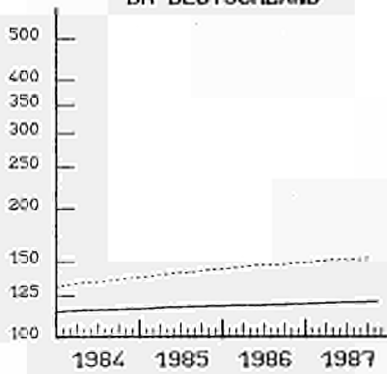
	EUR10	BR DEUTSCH LAND	FRANCE	ITALIA	NEDER- LAND	BELGIQUE BELGIE	LUXEM- BOURG	UNITED KINGDOM	IRELAND	DANMARK	ELLAS	ESPANA	PORTU- GAL	USA
	PRICE INDICES				1980 = 100				INDICES DE PRIX					
1983 Ø	127.8	113.7	136.5	153.1	110.1	118.5	125.4	120.0	144.8	129.8	176.8	143.8	172.1	115.9
1984 Ø	134.9	115.9	146.1	169.0	111.9	125.2	132.7	125.0	154.2	137.8	221.8	159.5	225.5	118.2
1985 Ø	141.5	117.7	154.0	184.1	112.9	131.5	136.8	131.2	158.3	145.3	267.2	173.6	267.5	120.1
1986 Ø	147.1	119.1	160.8	195.9	114.6	137.4	142.4	135.1	161.5	149.8	347.1	190.7	308.4	121.7
1985 J	141.7	117.8	154.4	184.4	112.8	131.8	136.9	131.4		146.0	267.2	174.0	268.8	119.9
1985 A	142.1	118.0	154.8	185.5	113.1	132.3	137.2	132.1	158.5	146.0	257.1	174.4	272.9	120.1
1985 S	142.7	118.1	155.5	186.2	113.2	132.9	137.8	132.7		146.0	276.6	176.5	274.9	120.1
1985 O	143.3	118.2	156.1	187.2	113.4	133.4	138.0	133.1		147.0	284.9	177.8	277.3	120.3
1985 N	144.1	118.5	156.7	189.9	113.5	133.8	138.2	133.8	159.8	147.0	293.3	178.6	281.1	120.6
1985 D	144.3	118.4	157.1	190.3	113.6	134.2	138.2	133.9		147.0	305.3	179.9	282.8	120.7
1986 J	144.7	118.5	157.6	190.2	113.8	134.7	138.8	133.7		148.0	319.0	183.2	284.3	120.9
1986 F	145.3	118.8	158.1	192.6	114.1	135.3	140.5	134.6	160.5	148.0	313.1	185.2	292.6	121.0
1986 M	145.5	118.9	158.9	193.1	114.2	135.8	141.5	132.7		149.0	335.0	188.3	296.1	121.4
1986 A	146.3	119.0	159.8	193.7	114.4	136.3	141.7	134.6		149.0	341.2	189.6	298.5	121.3
1986 M	146.7	118.9	160.4	195.7	114.5	136.8	141.9	134.7	162.0	150.0	343.6	190.2	302.3	121.5
1986 J	147.3	119.0	160.9	196.3	114.5	137.3	142.4	136.1		150.0	347.8	191.5	305.4	121.6
1986 J	147.3	119.1	161.4	196.4	114.4	137.8	142.8	135.3		150.0	345.8	191.9	307.5	121.8
1986 A	147.4	119.2	161.7	196.6	114.5	138.3	143.3	135.4	161.4	150.0	337.8	192.2	309.1	121.8
1986 S	147.9	119.3	162.2	197.2	114.6	138.6	143.7	135.6		151.0	362.6	193.2	312.6	122.3
1986 O	148.3	119.4	162.6	197.7	115.3	139.1	144.1	135.9		151.0	367.7	193.8	315.1	122.3
1986 N	149.0	119.6	163.0	200.3	115.3	139.5	144.3	136.5	162.2	151.0	375.4	194.5	317.9	122.1
1986 D	149.2	119.6	163.5	200.7	115.4	139.7	144.3	136.6		151.0	375.8	195.1	318.6	122.7
1987 J	149.3	119.8	163.9	200.9	115.4	139.9	145.1	136.1		151.0	375.5	195.7	323.6	123.0
1987 F	149.8	120.0	164.5	202.5	115.5	140.2	145.0	136.5	161.8	152.0	381.3	196.4	327.1	123.2
1987 M	150.5	120.1	165.5	202.9	115.7	140.5	145.2	137.2		153.0	401.8	197.9	328.6	123.6
1987 A	150.9	120.3	166.0	203.2	115.7	140.6	145.2	138.0		154.0	411.7	198.4	330.9	124.1
1987 M	151.5	120.4	166.3	205.5	115.7	140.8	145.3	138.8	163.2	155.0	418.4	199.0	332.8	123.9
1987 J	151.7	120.5	166.7	205.8	115.7	140.8	145.2	139.0		155.0	419.9	199.6	334.5	123.9
1987 J	151.8	120.5	166.9	206.0	115.6	140.8	145.3	139.0		155.0	417.8	199.7	335.1	124.0
1987 A	152.0	120.7	167.1	206.7	115.8	140.9	145.4	139.4	163.1	155.0	408.0	200.2	338.8	124.2
1987 S	152.4	120.8	167.3	206.9	115.8	141.0	145.3	140.3		156.0	421.8	200.6	341.9	124.4
1987 O	152.8	120.9	167.6	207.7	115.9	141.2	145.2	141.0		157.0	432.0	201.2	343.8	:
1987 N	:	120.9	167.3	:	116.0	141.3	145.1	142.2	163.9	157.0	434.9	201.8	:	:

VERBRAUCHERPREISE
WAREN U. DIENSTEN FÜR DEN HAUSHALT

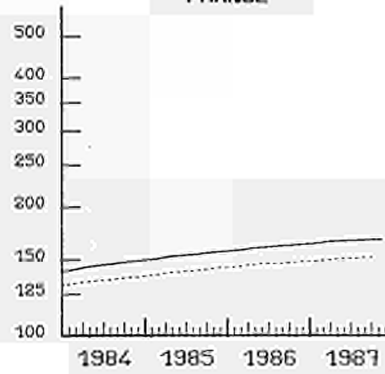
CONSUMER PRICES
HOUSEHOLD GOODS AND SERVICES
1980 = 100

PRIX A LA CONSOMMATION
BIENS ET SERVICES POUR LE MENAGE

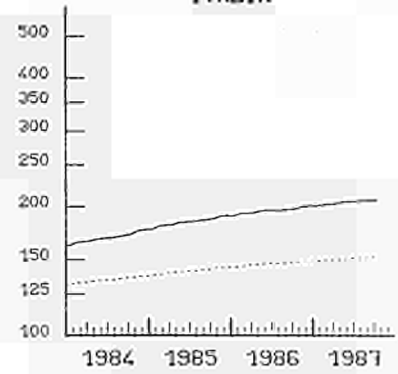
BR DEUTSCHLAND



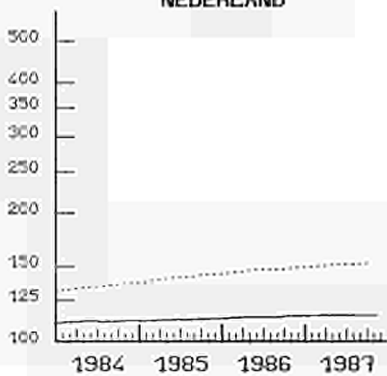
FRANCE



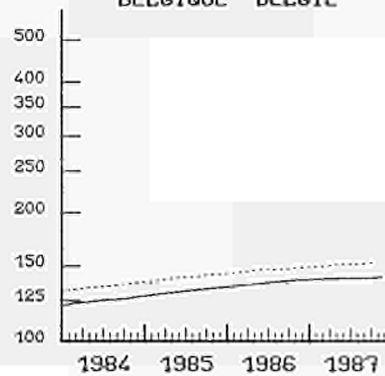
ITALIA



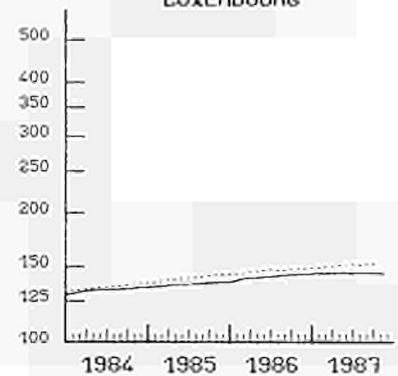
NEDERLAND



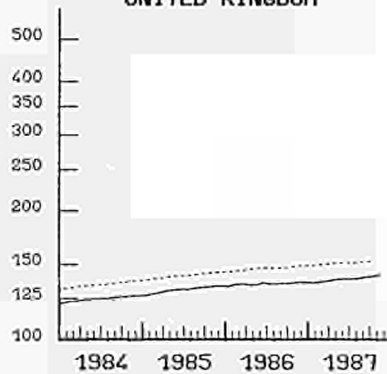
BELGIE BELGIE



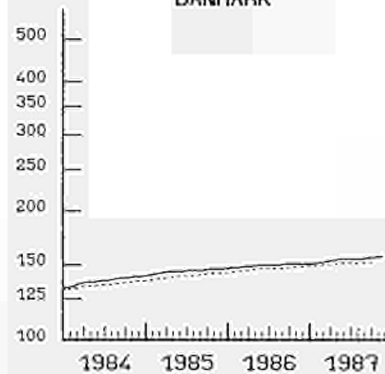
LUXEMBOURG



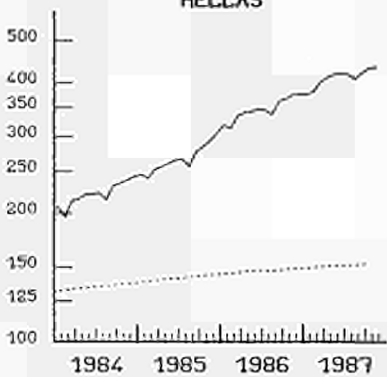
UNITED KINGDOM



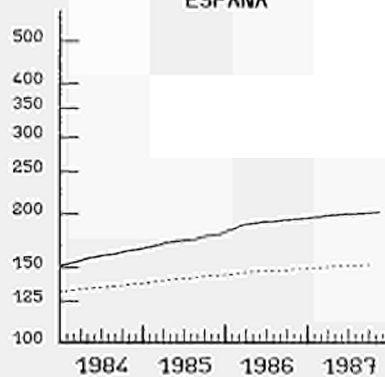
DANMARK



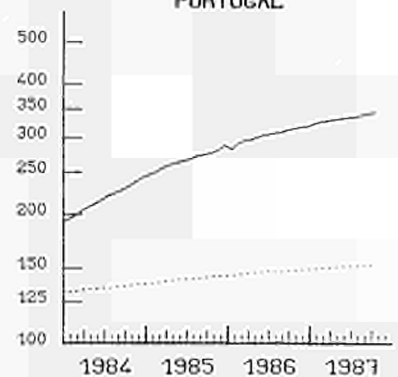
HELLAS



ESPANA



PORTUGAL



EINFACH-LOGARITHMISCHE SKALA

..... EUR 12
SEMI-LOGARITHMIC SCALE

ECHELLE SEMI-LOGARITHMIQUE

CONSUMER PRICES

F1

PRIX A LA CONSOMMATION

FURNITURE, FLOORCOVERINGS, HOUSEHOLD TEXTILES

MEUBLES, REVETMENTS DE SOL, TEXTILE DE MENAGE

	EUR10	BR DEUTSCH LAND	FRANCE	ITALIA	NEDER- LAND	BELGIQUE BELGIE	LUXEM- BOURG	UNITED KINGDOM	IRELAND	DANMARK	ELLAS	ESPANA	PORTU- GAL	USA
	PRICE INDICES				1980 = 100				INDICES DE PRIX					
1983 Ø	125.4	115.0	134.7	152.8	109.9	116.1	126.2	109.2	138.0	127.5	185.9	141.8	178.5	117.3
1984 Ø	132.8	117.4	143.9	167.3	111.7	121.8	133.0	114.4	145.9	135.4	225.4	156.4	217.3	120.8
1985 Ø	139.9	119.4	151.9	181.8	112.7	125.4	137.5	119.4	154.1	143.6	275.3	169.2	255.4	112.2
1986 Ø	147.6	120.5	159.2	195.3	114.5	132.6	144.9	124.1	157.7	149.2	353.1	185.4	301.5	113.7
1985 J	139.9	119.6	152.4	181.7	112.5	125.3	137.8	118.7		143.8	274.2	169.3	257.5	111.8
1985 A	140.0	119.7	152.7	183.0	112.7	126.1	138.5	120.0	154.9	144.6	264.5	169.7	259.2	112.4
1985 S	141.2	119.8	153.4	183.4	112.8	126.6	138.8	120.7		145.6	285.1	171.5	262.5	111.6
1985 O	142.1	120.0	154.1	184.1	113.1	127.2	138.9	121.3		145.6	296.0	172.9	265.8	112.1
1985 N	143.1	120.1	154.7	188.0	113.3	127.6	138.9	122.1	156.4	145.8	302.7	173.7	271.1	112.3
1985 D	143.6	119.9	155.1	188.2	113.3	128.0	138.9	121.9		146.6	314.4	174.4	273.3	112.0
1986 J	144.1	120.0	155.7	188.9	113.6	128.3	139.9	120.8		146.6	324.7	178.4	280.9	112.3
1986 F	144.6	120.3	156.2	192.5	113.9	128.7	142.4	122.5	156.7	146.8	316.3	180.5	287.3	112.8
1986 M	145.8	120.5	157.1	192.9	114.0	129.2	144.3	123.1		147.8	335.0	182.3	288.7	113.9
1986 A	146.6	120.5	158.0	193.2	114.3	129.7	144.5	124.1		148.3	343.0	183.9	291.9	113.5
1986 M	147.3	120.2	158.8	195.8	114.4	130.3	144.6	125.3	157.4	148.3	345.9	184.6	295.6	113.6
1986 J	147.8	120.4	159.4	196.2	114.3	130.7	145.3	125.1		149.3	351.4	186.0	298.7	114.1
1986 J	147.8	120.4	159.9	196.2	114.1	138.4	145.7	123.3		149.3	346.9	186.5	302.4	113.7
1986 A	147.7	120.4	160.2	195.5	114.3	138.9	146.0	123.2	158.2	150.3	341.6	186.9	305.1	113.4
1986 S	149.1	120.5	160.7	195.6	114.4	139.2	146.2	124.0		150.5	372.2	187.8	310.8	114.2
1986 O	149.4	120.6	161.1	196.3	115.4	132.2	146.3	124.9		151.5	377.9	188.5	315.1	114.3
1986 N	150.7	120.8	161.6	200.0	115.4	132.7	146.5	126.1	158.7	150.7	391.3	189.6	319.3	114.2
1986 D	150.9	120.8	162.0	200.3	115.4	133.0	146.7	126.3		150.7	391.4	190.1	322.5	114.6
1987 J	150.6	120.9	162.3	200.4	115.3	133.1	147.7	123.6		150.9	392.1	190.8	325.8	:
1987 F	151.5	121.2	162.8	202.8	115.5	133.3	147.5	124.5	158.1	150.9	398.2	192.0	332.1	:
1987 M	153.0	121.4	164.4	203.0	115.9	133.5	148.0	125.1		152.1	422.3	192.9	334.2	:
1987 A	153.8	121.6	164.9	203.3	115.8	133.7	147.9	125.9		153.4	435.3	194.1	338.0	:
1987 M	154.6	121.8	165.2	206.3	115.9	133.9	147.6	126.4	159.8	153.6	442.9	195.1	339.6	:
1987 J	154.8	121.9	165.6	206.4	115.9	134.1	148.0	126.3		153.6	443.3	195.9	342.1	:
1987 J	154.8	121.9	165.8	206.5	115.7	134.2	148.2	126.3		154.4	441.7	196.2	345.0	:
1987 A	154.5	122.0	165.9	207.1	115.8	134.4	148.2	125.8	160.0	154.4	433.1	196.7	347.7	:
1987 S	155.3	122.1	166.3	207.4	115.9	134.6	148.2	127.2		154.4	443.9	197.3	349.8	:
1987 O	156.1	122.2	166.7	208.0	116.1	134.9	148.4	128.2		155.4	452.8	198.0	354.2	:
1987 N	:	:	166.0	:	116.3	135.0	148.4	129.5	159.7	:	455.7	:	:	:

CONSUMER PRICES

HOUSEHOLD APPLIANCES, UTENSILS AND SERVICES

F2

PRIX A LA CONSOMMATION

APPAREILS, USTENSILES ET SERVICES DE MENAGE

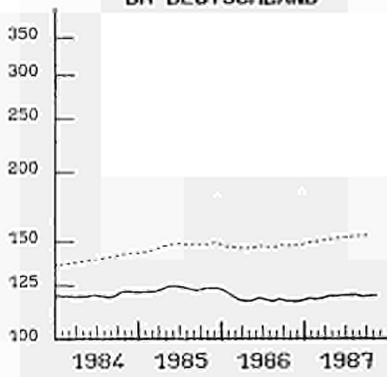
	EUR10	BR DEUTSCH LAND	FRANCE	ITALIA	NEDER- LAND	BELGIQUE BELGIE	LUXEM- BOURG	UNITED KINGDOM	IRELAND	DANMARK	ELLAS	ESPANA	PORTU- GAL	USA
	PRICE INDICES				1980 = 100				INDICES DE PRIX					
1983 Ø	128.7	112.0	138.3	155.3	110.4	120.5	126.1	121.5	149.4	132.1	194.6	146.1	161.1	117.8
1984 Ø	136.1	114.0	148.3	170.1	112.0	131.2	134.7	125.8	159.8	140.3	231.1	163.2	218.7	119.3
1985 Ø	142.7	115.5	156.0	185.6	113.3	136.4	138.4	131.3	161.1	146.9	272.0	179.0	278.0	120.6
1986 Ø	148.9	117.2	162.4	196.5	114.8	142.9	141.8	134.4	164.0	150.6	357.7	197.0	309.2	121.8
1985 J	143.0	115.5	156.4	186.2	113.3	136.9	138.5	131.5		147.1	272.6	179.6	279.9	120.3
1985 A	143.0	115.8	156.9	187.1	113.5	137.4	138.7	132.0	160.9	147.1	250.3	180.1	286.0	120.4
1985 S	144.1	115.9	157.6	188.1	113.7	138.0	138.9	132.6		147.6	281.9	182.6	286.9	120.5
1985 O	144.6	116.0	158.1	189.2	113.9	138.5	139.3	132.9		148.2	288.2	183.8	288.5	120.8
1985 N	145.4	116.4	158.6	191.1	113.9	138.8	139.7	133.6	162.0	148.2	298.9	184.5	291.0	121.0
1985 D	145.9	116.4	159.0	191.6	113.9	139.3	139.7	133.7		148.4	311.5	186.3	291.6	121.2
1986 J	146.3	116.5	159.5	191.2	114.1	139.9	139.9	133.4		148.4	329.5	189.1	288.4	121.0
1986 F	146.8	116.7	159.9	192.9	114.4	140.6	140.5	134.3	163.0	148.6	326.5	191.1	298.5	121.1
1986 M	147.7	116.8	160.7	193.5	114.5	141.2	140.3	135.1		150.2	348.5	195.1	303.7	121.1
1986 A	147.8	116.9	161.4	194.2	114.6	141.6	140.4	133.0		150.7	353.4	196.1	305.5	121.4
1986 M	148.4	117.0	161.9	196.0	114.7	142.2	140.9	133.1	165.0	151.2	356.6	195.6	309.3	121.5
1986 J	149.1	117.2	162.4	196.6	114.7	142.8	141.2	135.4		151.2	359.8	197.8	312.3	121.9
1986 J	149.2	117.2	162.9	197.0	114.8	143.3	141.4	134.6		151.2	360.5	198.3	313.0	121.6
1986 A	149.2	117.4	163.1	197.6	114.8	144.0	142.2	134.7	163.5	150.4	351.9	198.6	313.7	121.5
1986 S	149.8	117.5	163.6	198.2	114.8	144.4	143.1	134.6		150.9	370.8	199.8	315.3	122.2
1986 O	150.2	117.6	164.1	198.9	115.1	144.8	143.6	134.5		151.4	376.0	200.2	316.2	122.3
1986 N	150.9	118.0	164.4	200.9	115.3	145.1	144.0	135.1	164.4	151.4	379.3	200.6	317.8	122.5
1986 D	151.1	118.0	164.9	201.2	115.3	145.4	143.8	135.3		151.6	380.0	201.2	316.2	123.0
1987 J	151.5	119.0	165.5	200.4	115.6	145.6	144.3	135.3		151.6	380.2	201.7	322.9	:
1987 F	152.2	119.2	166.0	202.8	115.5	146.0	144.1	135.6	164.2	151.6	389.8	202.2	324.0	:
1987 M	152.9	119.3	166.7	203.0	115.4	146.3	144.1	136.2		153.5	406.8	203.9	324.9	:
1987 A	153.4	119.3	167.1	203.7	115.4	146.4	144.3	137.1		154.8	413.7	204.1	325.9	:
1987 M	154.0	119.5	167.5	205.4	115.4	146.5	144.3	137.9	165.4	155.9	419.7	204.3	328.1	:
1987 J	154.3	119.5	167.8	206.0	115.5	146.4	144.1	138.1		156.1	421.3	204.7	329.1	:
1987 J	154.4	119.6	168.0	206.3	115.6	146.4	144.2	138.4		156.4	421.3	204.8	330.7	:
1987 A	154.6	119.9	168.2	206.9	115.7	146.4	144.4	138.8	166.1	156.4	412.3	205.2	332.3	:
1987 S	155.1	119.9	168.4	207.2	115.6	146.5	144.0	139.5		156.9	426.9	205.5	335.8	:
1987 O	155.6	120.0	168.7	208.1	115.6	146.6	143.4	140.2		157.7	438.3	205.8	336.1	:
1987 N	:	:	168.6	:	115.6	146.7	143.4	141.3	166.8	:	441.6	:	:	:

VERBRAUCHERPREISE
VERKEHR, NACHRICHTENUEBERMITTLUNG

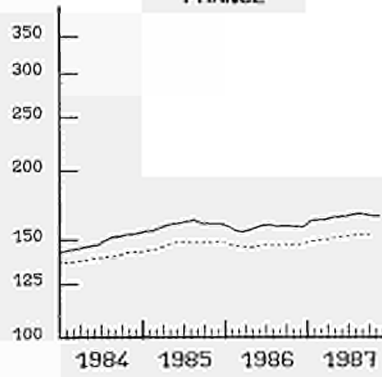
CONSUMER PRICES
TRANSPORT, COMMUNICATIONS
1980 = 100

PRIX A LA CONSOMMATION
TRANSPORTS, COMMUNICATIONS

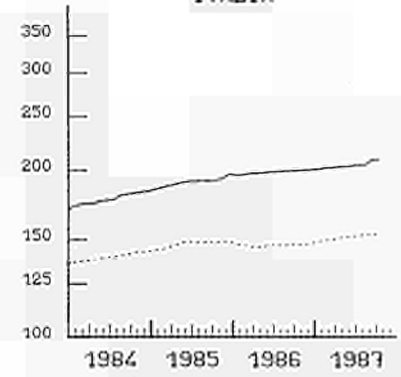
BR DEUTSCHLAND



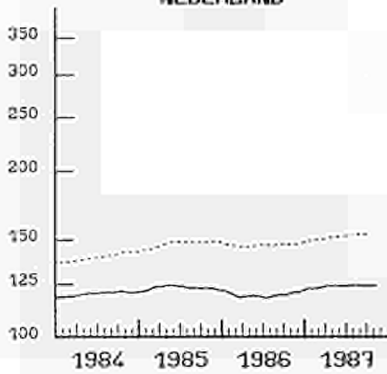
FRANCE



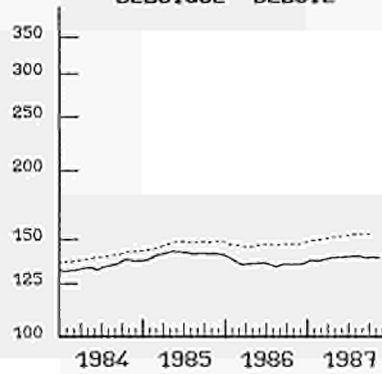
ITALIA



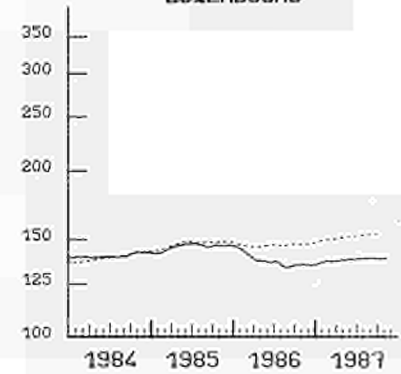
NEDERLAND



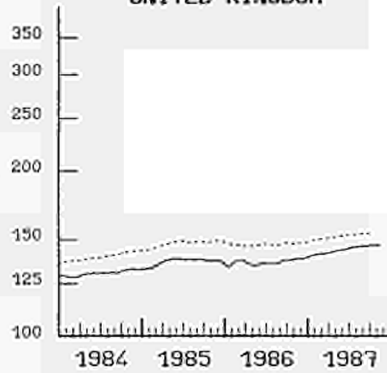
BELGIQUE BELGIE



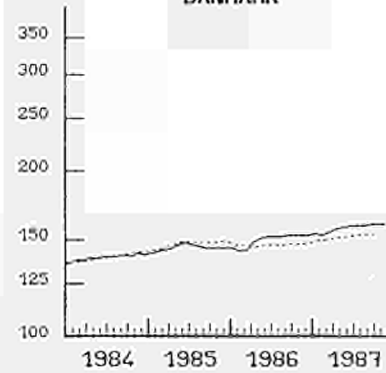
LUXEMBOURG



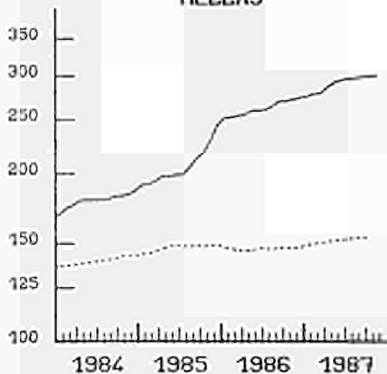
UNITED KINGDOM



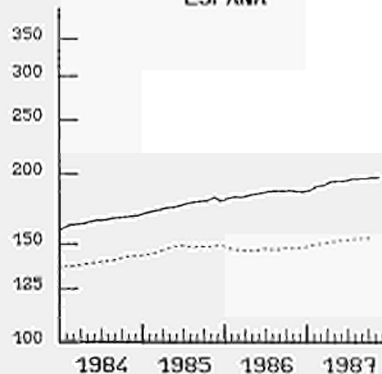
DANMARK



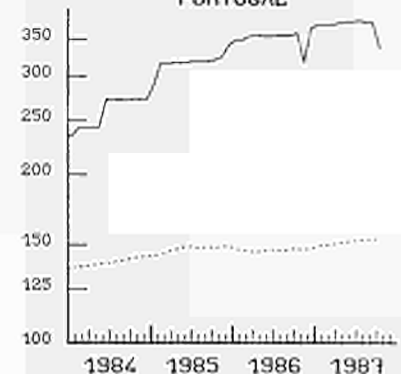
HELLAS



ESPANA



PORTUGAL



EINFACH-LOGARITHMISCHE SKALA

..... EUR 12
SERI-LOGARITHMIC SCALE

ECHELLE SERI-LOGARITHMIQUE

CONSUMER PRICES

G1

PRIX A LA CONSOMMATION

PRIVATE TRANSPORT

TRANSPORT PRIVE

	EUR10	BR DEUTSCH LAND	FRANCE	ITALIA	NEDER- LAND	BELGIQUE BELGIE	LUXEM- BOURG	UNITED KINGDOM	IRELAND	DANMARK	ELLAS	ESPANA	PORTU- GAL	USA	
	PRICE INDICES							1980 = 100	INDICES DE PRIX						
1983 Ø	130.9	116.9	138.4	157.0	117.7	132.2	:	125.7	170.8	130.9	156.2	144.0	178.4	117.9	
1984 Ø	137.9	120.1	148.9	173.3	121.5	135.7	:	128.7	183.5	136.2	178.8	157.1	208.0	123.0	
1985 Ø	145.8	124.1	160.3	186.0	124.7	142.7	:	134.7	194.4	150.2	212.3	166.6	230.7	126.1	
1986 Ø	143.6	119.5	156.7	189.3	120.2	135.8	:	133.3	191.3	151.8	266.7	173.4	252.0	120.2	
1985 J	147.3	124.9	163.2	186.9	125.5	143.9	:	136.3		150.7	204.7	167.0	230.5	126.9	
1985 A	146.9	123.9	162.8	187.6	124.5	142.9	:	136.2	196.5	151.7	212.7	168.3	230.5	126.4	
1985 S	146.3	123.2	161.2	187.0	124.6	143.3	:	136.0		152.0	220.5	168.9	230.5	125.9	
1985 O	146.5	124.5	160.8	187.5	124.1	143.0	:	135.5		152.3	221.3	169.4	234.2	126.3	
1985 N	146.7	124.6	160.8	188.1	124.5	143.2	:	135.0	194.8	152.3	236.6	172.0	241.1	127.2	
1985 D	147.1	124.6	160.4	192.0	123.6	142.5	:	134.7		151.6	249.2	168.8	241.1	127.6	
1986 J	146.1	124.4	158.1	190.4	122.8	140.5	:	134.3		151.6	255.6	171.8	248.9	127.4	
1986 F	144.0	121.8	155.1	188.2	121.0	137.5	:	133.7	195.6	152.6	258.8	172.7	248.9	125.3	
1986 M	142.4	119.3	153.8	188.4	118.8	134.9	:	132.0		152.9	259.2	171.3	248.9	121.3	
1986 A	142.3	118.4	155.0	188.4	119.2	135.5	:	131.3		153.9	259.9	171.7	252.5	118.5	
1986 M	142.5	118.6	156.4	188.5	119.8	135.6	:	130.3	189.5	148.4	264.9	172.6	249.1	119.5	
1986 J	144.9	120.0	158.3	189.0	119.4	136.1	:	138.1		148.4	266.2	173.7	249.1	120.7	
1986 J	143.3	118.9	158.7	189.1	118.3	135.1	:	131.4		147.7	266.2	174.7	250.9	119.0	
1986 A	142.7	118.1	157.0	189.4	119.2	133.5	:	131.5	187.8	148.7	269.1	174.6	250.9	117.5	
1986 S	143.8	119.3	157.5	189.4	120.4	135.1	:	133.8		150.4	273.5	174.8	250.9	117.9	
1986 O	143.9	119.3	157.4	190.0	120.1	135.0	:	133.8		149.2	274.1	175.3	258.0	118.0	
1986 N	143.8	117.9	156.8	190.3	121.8	135.1	:	134.6	192.4	158.6	276.4	174.0	258.0	118.7	
1986 D	143.9	118.1	156.5	190.3	121.9	135.4	:	135.0		159.3	276.4	174.1	258.0	118.8	
1987 J	146.1	119.4	161.9	190.4	123.7	137.4	:	136.0		160.3	279.8	175.0	264.8	120.3	
1987 F	146.6	119.2	162.6	191.6	123.5	137.1	:	137.4	195.8	161.0	286.0	179.1	264.8	120.9	
1987 M	147.1	119.3	162.8	192.0	124.4	138.0	:	137.8		165.9	287.3	179.7	264.8	121.2	
1987 A	148.3	120.6	164.3	192.5	125.0	139.3	:	138.9		169.8	291.2	181.7	269.7	122.3	
1987 M	148.3	120.6	164.7	192.6	125.0	139.6	:	139.8	197.7	156.4	292.8	182.1	273.1	122.9	
1987 J	148.7	120.7	165.2	192.9	125.3	139.8	:	140.4		156.4	296.5	182.2	273.1	123.9	
1987 J	149.5	120.9	166.3	193.9	125.3	140.2	:	142.0		157.1	298.5	183.8	276.9	124.6	
1987 A	150.1	121.3	167.4	194.5	125.9	140.3	:	142.5	196.9	157.1	299.4	183.9	276.9	125.2	
1987 S	150.3	120.6	166.5	199.4	125.1	139.4	:	142.9		158.1	301.2	:	276.9	125.3	
1987 O	150.3	121.2	165.2	199.5	125.3	139.7	:	143.3		158.4	302.9	:	287.5	:	
1987 N	:	:	165.2	:	125.2	139.3	:	143.3	197.2	:	301.5	:	:	:	

CONSUMER PRICES
PUBLIC TRANSPORT

G2

PRIX A LA CONSOMMATION
TRANSPORT PUBLIC

	EUR10	DR DEUTSCH LAND	FRANCE	ITALIA	NEDER- LAND	BELGIQUE BELGIE	LUXEM- BOURG	UNITED KINGDOM	IRELAND	DANMARK	ELLAS	ESPANA	PORTU- GAL	USA
	PRICE INDICES				1980 = 100				INDICES DE PRIX					
1983 Ø	147.1	124.0	144.9	177.5	126.9	128.7	128.3	135.6	168.5	157.8	151.4	165.1	267.4	144.1
1984 Ø	158.1	126.5	155.0	201.9	135.2	132.9	143.8	138.0	188.0	173.2	169.2	186.6	349.0	153.0
1985 Ø	167.9	128.9	165.1	214.9	139.4	141.1	150.5	144.9	203.2	179.9	196.8	203.2	464.2	160.0
1986 Ø	184.4	131.4	172.6	244.8	140.2	148.4	155.3	156.4	212.8	186.9	249.4	228.4	529.6	169.4
1985 J	168.1	131.3	166.8	215.2	140.0	141.5	153.6	145.1		182.0	187.5	206.7	466.8	159.9
1985 A	168.2	130.7	166.9	215.3	140.1	141.8	153.6	145.3	207.8	182.0	189.1	207.4	466.8	160.4
1985 S	169.9	129.5	167.1	217.3	140.1	141.5	153.6	145.3		182.0	206.3	207.8	466.8	162.1
1985 O	170.9	128.6	167.2	217.6	140.1	141.7	153.6	145.5		182.0	220.1	208.1	466.7	163.5
1985 N	171.1	128.4	167.2	218.4	139.3	141.7	153.6	145.8	204.4	182.0	220.1	208.5	466.8	164.0
1985 D	174.4	128.8	167.3	222.6	139.7	141.7	153.6	146.0		182.0	246.7	208.8	508.1	164.1
1986 J	175.7	129.6	167.6	221.7	139.6	143.5	155.3	151.9		182.0	244.9	214.5	515.1	166.7
1986 F	178.8	130.2	167.9	235.4	139.6	148.5	155.3	151.3	212.0	182.0	238.4	216.8	515.1	167.8
1986 M	181.7	131.2	168.4	241.9	139.6	148.6	155.3	154.2		182.0	242.1	226.9	530.1	167.4
1986 A	183.6	131.4	170.1	243.8	140.0	148.7	155.3	157.1		182.0	246.6	227.2	530.1	167.8
1986 M	184.9	131.6	174.2	244.9	140.5	148.7	155.3	157.1	213.0	187.0	249.6	227.9	530.4	168.4
1986 J	185.6	132.7	174.6	247.0	140.5	148.7	155.3	157.7		190.0	245.6	228.4	530.4	169.0
1986 J	186.2	133.0	174.6	247.3	140.5	148.8	155.3	157.8		191.0	250.1	230.7	530.4	170.1
1986 A	186.8	132.1	174.7	249.8	140.6	149.0	155.3	157.8	215.7	189.0	252.0	233.5	530.4	170.1
1986 S	187.4	131.5	174.8	252.0	140.6	149.0	155.3	157.9		190.0	254.0	233.6	530.4	170.3
1986 O	186.9	131.7	174.8	250.0	140.5	149.0	155.3	157.9		190.0	254.0	233.7	530.4	170.4
1986 N	187.2	130.5	175.0	252.0	140.4	149.0	155.3	157.9	210.5	189.0	254.0	233.6	530.4	171.6
1986 D	188.1	131.6	174.9	252.4	140.4	149.2	155.3	157.9		189.0	261.6	233.7	551.5	173.9
1987 J	188.7	131.0	175.5	252.4	141.6	150.3	164.5	161.2		190.0	258.2	234.2	554.2	174.4
1987 F	188.5	131.4	175.8	252.4	141.8	150.5	164.5	160.9	211.5	191.0	254.0	234.9	554.7	174.8
1987 M	188.9	132.7	175.7	253.3	142.0	150.6	164.5	161.0		190.0	254.0	235.7	554.7	175.4
1987 A	191.3	133.5	176.1	255.4	143.1	150.6	165.1	161.5		191.0	272.4	238.0	554.7	175.2
1987 M	192.6	133.4	178.1	256.1	143.5	150.6	165.1	163.3	212.1	192.0	277.3	238.6	554.7	174.7
1987 J	193.8	134.7	180.3	257.8	143.5	150.7	165.1	163.6		194.0	277.4	238.6	554.7	174.1
1987 J	194.8	135.4	180.6	259.1	143.5	150.7	166.5	164.7		196.0	279.3	239.7	554.7	174.2
1987 A	193.2	135.1	180.9	259.3	143.1	150.7	166.5	164.9	214.6	195.0	258.2	241.9	554.7	176.0
1987 S	193.4	134.2	181.3	261.9	143.1	151.0	166.5	164.9		194.0	254.0	243.3	556.1	176.9
1987 O	193.2	133.8	181.3	260.8	143.1	151.1	166.5	165.4		197.0	254.0	243.9	558.0	:
1987 N	:	:	181.4	:	144.4	151.0	166.5	166.2	211.6	:	272.4	:	:	:

CONSUMER PRICES
COMMUNICATIONS (1)

G3

PRIX A LA CONSOMMATION
COMMUNICATIONS (1)

	EUR10	BR DEUTSCH LAND	FRANCE	ITALIA	NEDER- LAND	BELGIQUE BELGIE	LUXEM- BOURG	UNITED KINGDOM	IRELAND	DANMARK	ELLAS	ESPANA	PORTU- GAL	USA
	PRICE INDICES				1980 = 100				INDICES DE PRIX					
1983 Ø	131.2	104.5	121.4	169.8	103.6	120.7	129.2	134.9	184.4	134.3	203.8	156.7	186.9	127.7
1984 Ø	136.2	104.3	133.9	182.2	103.9	123.7	146.1	139.1	189.8	139.0	206.8	169.5	221.4	138.4
1985 Ø	142.0	104.5	142.1	194.6	104.0	127.2	146.1	147.7	200.4	145.0	209.3	176.0	276.4	143.9
1986 Ø	150.6	104.1	144.1	213.3	104.7	131.0	148.3	154.6	211.0	145.0	287.8	176.1	302.1	150.1
1985 J	141.2	104.3	140.9	192.5	104.1	127.4	146.1	146.8		145.0	208.9	177.1	276.8	145.3
1985 A	141.6	104.3	143.9	192.5	104.1	127.4	146.1	146.8	203.9	145.0	208.9	177.1	276.8	146.1
1985 S	141.6	104.3	143.8	192.5	104.1	127.4	146.1	146.9		145.0	208.9	177.1	276.8	146.3
1985 O	141.6	104.3	143.8	192.5	104.1	128.0	146.1	146.9		145.0	208.9	177.1	276.8	147.0
1985 N	144.9	104.3	143.8	205.3	104.1	128.1	146.1	151.2	203.9	145.0	208.9	177.1	276.8	147.4
1985 D	145.6	104.3	143.8	205.3	104.1	128.2	146.1	152.9		145.0	213.8	177.1	294.1	147.7
1986 J	149.2	104.3	143.8	210.9	104.1	128.8	148.3	154.2		145.0	268.6	161.1	302.1	148.3
1986 F	149.2	104.3	143.7	210.9	104.1	129.4	148.3	154.2	203.9	145.0	268.6	161.3	302.1	147.9
1986 M	149.2	104.3	143.5	210.9	104.1	130.7	148.3	154.2		145.0	268.6	161.3	302.1	148.3
1986 A	149.7	104.3	143.5	213.5	104.1	131.0	148.3	154.2		145.0	268.6	180.5	302.1	149.9
1986 M	149.7	104.3	143.5	213.5	104.1	131.1	148.3	154.2	213.4	145.0	268.6	180.5	302.1	150.3
1986 J	149.7	104.3	143.5	213.5	104.1	131.1	148.3	154.2		145.0	268.6	180.5	302.1	150.7
1986 J	149.6	103.9	143.5	213.5	105.3	131.1	148.3	154.2		145.0	268.6	180.5	302.1	150.7
1986 A	150.7	103.9	144.8	213.5	105.3	131.1	148.3	154.2	213.4	145.0	290.7	181.4	302.1	150.7
1986 S	152.0	103.9	144.8	213.5	105.3	131.9	148.3	154.2		145.0	320.6	181.4	302.1	151.0
1986 O	151.9	103.9	144.2	213.5	105.3	131.9	148.3	154.2		145.0	320.6	181.4	302.1	151.0
1986 N	152.5	103.9	144.2	213.5	105.3	131.9	148.3	156.5	213.4	145.0	320.6	181.4	302.1	151.4
1986 D	153.7	103.9	145.7	218.9	105.3	131.9	148.3	156.8		145.0	320.6	181.4	302.1	151.4
1987 J	154.1	103.9	145.7	218.9	106.9	131.9	148.3	157.9		148.0	320.6	181.4	303.8	:
1987 F	154.1	103.9	144.8	218.9	106.9	131.9	148.3	158.2	213.4	148.0	320.6	181.4	303.8	:
1987 M	154.1	103.9	144.7	218.9	106.9	131.9	148.3	158.2		148.0	320.6	181.4	303.8	:
1987 A	154.2	103.9	144.7	218.9	106.9	131.9	148.3	158.2		148.0	322.1	196.7	303.8	:
1987 M	156.5	103.9	145.1	218.9	106.9	131.9	148.3	158.2	213.4	148.0	376.7	196.7	303.8	:
1987 J	156.5	103.9	145.2	218.9	106.9	131.9	148.3	158.2		148.0	376.7	196.7	303.8	:
1987 J	156.5	103.9	145.2	218.9	106.9	131.9	147.7	158.2		148.0	376.7	196.7	303.8	:
1987 A	156.6	103.9	145.8	218.9	106.9	132.1	147.7	158.2	213.4	148.0	376.7	196.7	282.0	:
1987 S	156.6	103.9	145.8	218.9	106.9	132.1	147.7	158.4		148.0	376.7	196.7	282.0	:
1987 O	156.6	103.9	145.8	218.9	106.9	131.1	147.7	158.4		148.0	376.7	196.7	282.0	:
1987 N	:	:	145.8	:	106.9	131.1	147.7	159.2	213.4	:	376.7	:	:	:

1) POSTAL AND TELEPHONE SERVICES

1) SERVICES DE POSTES ET DES TELEPHONES

CONSUMER PRICES

H

PRIX A LA CONSOMMATION

RECREATION AND EDUCATION, ETC

LOISIRS, SPECTACLES ENSEIGNEMENTS ETC

	EUR10	BR DEUTSCH LAND	FRANCE	ITALIA	NEDER- LAND	BELGIQUE BELGIE	LUXEM- BOURG	UNITED KINGDOM	IRELAND	DANMARK	ELLAS	ESPANA	PORTU- GAL	USA
	PRICE INDICES				1980 = 100				INDICES DE PRIX					
1983 Ø	127.0	111.4	132.7	155.3	112.5	120.8	128.2	125.2	160.6	132.0	195.0	147.3	165.6	120.2
1984 Ø	134.1	114.2	140.9	172.7	114.6	130.7	136.1	131.0	174.5	139.6	226.1	161.0	213.7	124.2
1985 Ø	141.1	116.2	147.8	189.6	116.7	137.3	140.5	139.8	183.9	146.2	280.0	175.8	279.2	129.3
1986 Ø	147.2	117.8	154.4	206.9	117.9	143.2	143.1	145.7	192.2	151.8	341.4	190.5	308.4	133.5
1985 J	141.4	115.9	147.8	189.9	117.2	138.2	140.8	140.7		146.0	283.9	176.2	259.3	129.4
1985 A	141.5	115.6	148.0	191.1	117.5	138.2	141.4	140.9	183.9	146.0	281.6	176.4	260.6	129.4
1985 S	141.9	115.7	148.6	191.7	117.3	138.1	140.7	141.4		147.0	298.0	178.7	261.4	129.9
1985 O	142.4	115.8	149.2	193.4	116.9	138.5	140.9	141.7		148.0	300.9	180.3	273.4	130.7
1985 N	142.7	116.3	149.8	193.1	116.4	139.0	142.3	141.9	186.4	148.0	304.0	180.8	274.1	131.0
1985 D	143.5	116.8	150.3	196.7	116.5	139.2	143.2	142.2		148.0	311.5	181.5	274.6	130.7
1986 J	145.3	117.9	151.3	203.1	117.4	140.6	143.6	143.1		149.0	314.0	188.1	277.2	131.9
1986 F	145.9	118.1	152.0	204.0	117.9	141.1	143.6	144.3	187.6	150.0	315.0	188.4	284.4	132.5
1986 M	145.6	118.1	152.7	204.6	117.9	141.6	143.0	141.4		151.0	328.7	188.3	286.2	132.4
1986 A	146.8	118.1	153.3	205.0	118.0	142.5	141.7	145.7		151.0	328.2	188.8	287.1	132.6
1986 M	147.0	118.1	153.8	205.6	118.0	142.2	141.9	146.1	192.4	151.0	333.1	189.0	288.6	132.9
1986 J	147.2	117.9	154.2	205.7	118.0	143.0	142.5	146.3		151.0	341.0	189.4	288.6	133.4
1986 J	147.0	117.3	154.5	206.7	117.7	143.1	140.5	145.8		152.0	345.1	190.0	289.6	133.6
1986 A	147.4	117.1	154.8	208.4	117.7	144.0	141.1	146.3	192.9	152.0	341.1	190.2	289.6	133.9
1986 S	147.8	117.2	155.3	208.6	117.7	145.2	143.4	147.0		153.0	359.8	192.2	290.5	134.1
1986 O	148.5	117.9	156.3	209.0	118.5	145.4	145.6	147.2		154.0	360.4	193.4	307.0	134.7
1986 N	148.8	117.9	156.9	210.7	118.3	145.1	145.6	147.2	196.1	154.0	362.8	194.0	307.9	135.1
1986 D	149.1	118.4	157.2	210.9	118.3	144.9	145.3	147.6		154.0	367.6	194.3	308.6	135.1
1987 J	149.6	119.4	157.2	211.1	118.1	146.2	145.0	147.3		155.0	381.4	195.5	313.2	135.5
1987 F	149.9	119.5	157.7	211.8	118.2	146.5	145.2	147.6	197.2	155.0	394.9	195.9	314.1	135.7
1987 M	150.1	119.5	158.3	212.4	118.2	146.4	145.7	147.7		156.0	398.1	196.9	318.3	136.3
1987 A	150.6	119.2	158.8	212.4	118.7	147.1	145.5	149.4		155.0	407.5	197.8	320.3	137.0
1987 M	150.7	119.1	159.2	212.6	118.7	147.0	145.8	149.4	198.2	157.0	409.7	198.4	321.8	137.3
1987 J	151.2	119.0	159.5	214.9	119.1	148.1	145.5	149.8		157.0	417.3	198.1	322.6	137.5
1987 J	151.3	118.7	159.8	216.4	119.1	148.2	143.8	149.7		157.0	426.3	198.5	322.6	138.1
1987 A	151.5	118.3	159.9	218.5	119.4	148.1	143.7	149.7	198.6	157.0	425.6	198.8	327.2	138.3
1987 S	151.8	118.3	160.5	218.8	118.8	148.2	144.4	150.1		158.0	447.7	201.0	327.6	138.9
1987 O	152.6	118.7	160.9	220.2	119.0	148.5	144.7	151.6		160.0	448.9	203.5	381.5	:
1987 N	:	119.3	161.3	:	118.9	148.1	145.4	152.2	203.4	160.0	451.8	204.1	:	:

VERBRAUCHERPREISE
ERHOLUNG, UNTERHALTUNG, BILDUNG

CONSUMER PRICES
RECREATION, EDUCATION ETC

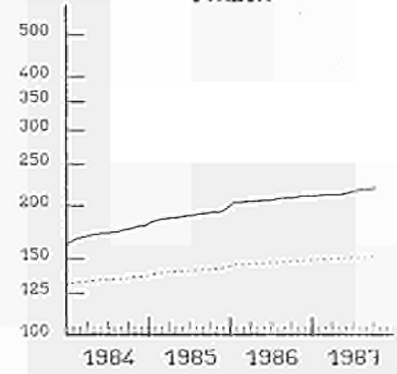
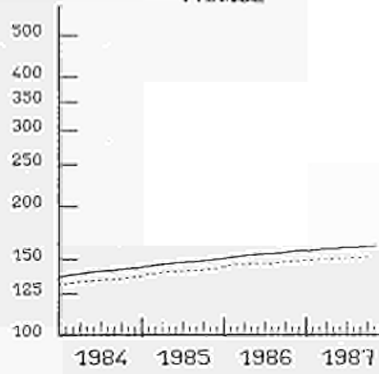
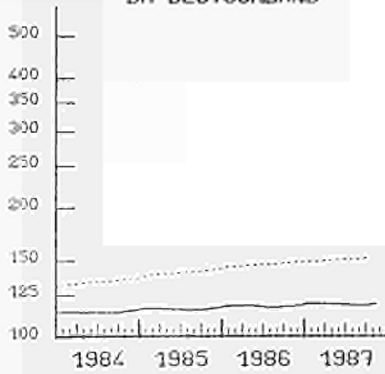
PRIX A LA CONSOMMATION
LOISIRS, SPECTACLES, ENSEIGNEMENT ETC

1980 = 100

BR DEUTSCHLAND

FRANCE

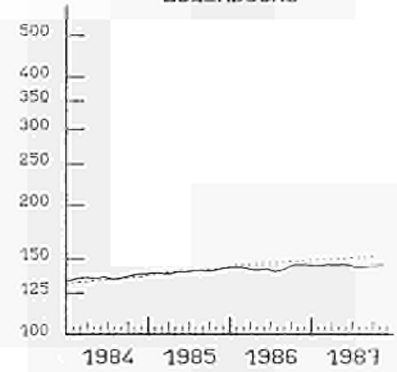
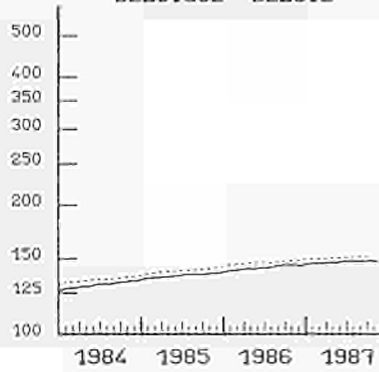
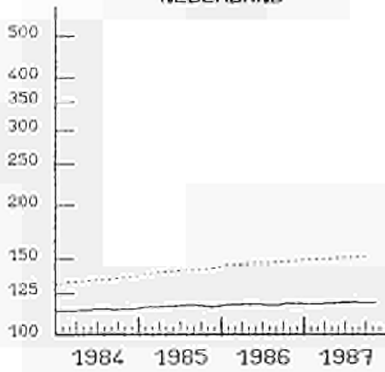
ITALIA



NEDERLAND

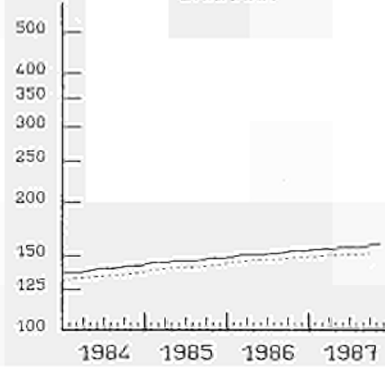
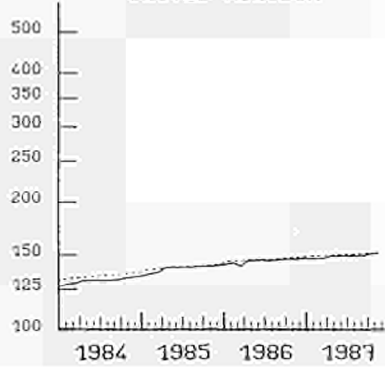
BELGIQUE BELGIE

LUXEMBOURG



UNITED KINGDOM

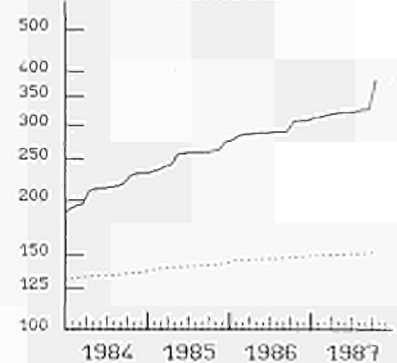
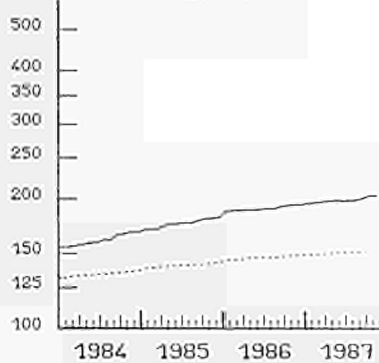
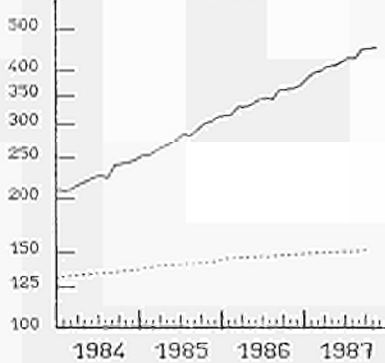
DANMARK



HELLAS

ESPAÑA

PORTUGAL



EINFACH-LOGARITHMISCHE SKALA

..... EUR 12
SERI-LOGARITHMIC SCALE

ECHELLE SERI-LOGARITHMIQUE

CONSUMER PRICES
RECREATIONAL GOODS

H1

PRIX A LA CONSOMMATION
ARTICLES RECREATIFS

	EUR10	BR DEUTSCH LAND	FRANCE	ITALIA	NEDER- LAND	BELGIQUE BELGIE	LUXEM- BOURG	UNITED KINGDOM	IRELAND	DANMARK	ELLAS	ESPANA	PORTU- GAL	USA
	PRICE INDICES				1980 = 100			INDICES DE PRIX						
1983 Ø	115.8	105.8	121.3	144.0	106.6	116.1	:	112.5	134.2	123.3	171.8	130.9	:	99.7
1984 Ø	120.3	106.5	127.5	157.6	107.0	122.1	:	117.3	140.5	128.5	197.4	141.2	:	96.0
1985 Ø	124.9	107.2	131.7	169.6	107.8	127.1	:	124.2	139.5	133.1	240.6	154.7	:	91.2
1986 Ø	128.4	107.4	136.1	177.9	107.2	130.4	:	128.9	140.7	137.2	311.1	164.1	:	87.8
1985 J	125.1	107.4	131.9	168.9	108.4	128.5	:	124.7		133.0	235.0	157.6	:	90.8
1985 A	125.3	107.2	132.1	170.3	108.9	128.1	:	125.1	138.6	133.0	222.4	157.7	:	90.4
1985 S	125.6	107.3	132.4	170.8	108.4	126.4	:	125.7		133.0	247.3	158.1	:	89.7
1985 O	125.9	107.3	132.9	173.2	107.7	126.6	:	125.4		135.0	256.5	158.4	:	89.4
1985 N	126.4	107.5	133.4	175.1	106.8	127.7	:	125.5	139.4	135.0	272.3	158.5	:	89.0
1985 D	126.7	107.4	133.9	175.7	106.8	127.5	:	125.9		135.0	287.1	159.7	:	88.5
1986 J	127.0	107.4	134.1	174.3	107.3	129.6	:	126.7		136.0	293.2	163.6	:	88.5
1986 F	127.7	107.6	134.4	175.9	107.8	130.0	:	128.6	139.8	136.0	287.8	164.1	:	88.3
1986 M	127.9	107.6	134.9	176.6	107.8	129.8	:	128.1		136.0	306.5	162.8	:	88.4
1986 A	128.2	107.6	135.3	177.1	107.6	131.3	:	129.0		136.0	297.6	163.4	:	88.5
1986 M	128.3	107.5	135.7	177.7	107.6	130.2	:	128.9	140.8	137.0	308.1	163.7	:	88.0
1986 J	128.5	107.5	136.2	177.7	107.6	130.7	:	129.2		137.0	310.8	163.8	:	87.6
1986 J	128.2	107.4	136.3	177.7	107.0	129.4	:	128.0		137.0	313.5	163.9	:	86.6
1986 A	128.3	107.4	136.4	178.2	106.8	130.5	:	128.9	140.8	137.0	293.3	164.0	:	85.7
1986 S	128.8	107.4	136.6	178.4	106.7	131.6	:	129.7		137.0	318.4	164.5	:	87.6
1986 O	129.1	107.5	137.4	178.8	107.1	131.5	:	129.9		139.0	324.2	164.8	:	88.0
1986 N	129.4	107.2	137.8	181.1	106.6	130.6	:	129.9	141.5	139.0	331.6	165.0	:	88.3
1986 D	129.6	107.3	138.0	181.0	106.6	129.9	:	130.5		139.0	348.3	165.2	:	88.5
1987 J	129.2	107.3	138.2	181.0	106.1	120.0	:	129.5		139.0	369.2	166.9	:	:
1987 F	129.5	107.3	138.6	182.2	106.3	120.1	:	129.4	141.5	139.0	380.7	167.0	:	:
1987 M	129.6	107.4	139.1	182.5	106.1	120.1	:	129.2		139.0	385.0	167.8	:	:
1987 A	129.7	107.4	139.3	182.5	106.4	120.0	:	129.5		137.0	386.1	168.1	:	:
1987 M	130.1	107.2	139.6	182.7	106.4	131.2	:	129.6	141.8	137.0	383.0	168.7	:	:
1987 J	130.3	107.1	140.0	182.7	107.3	133.0	:	129.6		138.0	385.4	169.0	:	:
1987 J	130.0	107.1	140.0	182.7	107.2	132.7	:	128.7		137.0	374.4	169.2	:	:
1987 A	130.0	107.0	140.0	182.8	107.5	132.7	:	128.7	141.9	137.0	374.9	169.3	:	:
1987 S	130.1	107.1	140.0	183.2	106.2	131.7	:	129.0		138.0	385.9	168.6	:	:
1987 O	130.6	107.1	140.1	184.9	106.5	132.1	:	129.4		141.0	400.4	168.8	:	:
1987 N	:	:	140.2	:	106.2	131.1	:	129.9	141.6	:	409.5	:	:	:

CONSUMER PRICES

H2

PRIX A LA CONSOMMATION

RECREATIONAL SERVICES

SERVICES DE LOISIRS

	EUR10	BR DEUTSCH LAND	FRANCE	ITALIA	NEDER- LAND	BELGIQUE BELGIE	LUXEM- BOURG	UNITED KINGDOM	IRELAND	DANMARK	ELLAS	ESPANA	PORTU- GAL	USA	
	PRICE INDICES							1980 = 100	INDICES DE PRIX						
1983 Ø	133.6	113.1	139.9	158.3	115.6	123.9	:	127.8	148.5	141.1	177.3	148.7	160.8	121.7	
1984 Ø	140.8	117.7	149.9	169.0	119.1	138.0	:	131.4	157.1	151.2	205.8	162.7	204.2	128.1	
1985 Ø	150.4	120.0	159.2	187.3	121.5	146.3	:	139.2	166.8	158.8	243.6	174.3	233.8	134.8	
1986 Ø	160.0	121.3	166.8	213.7	123.8	154.1	:	145.7	171.3	163.6	279.0	189.4	256.0	142.0	
1985 J	150.4	119.3	159.5	187.0	121.8	146.4	:	140.8		158.3	235.7	174.1	232.1	135.6	
1985 A	150.3	118.5	159.9	187.1	122.3	147.0	:	140.8	168.8	158.9	235.8	174.2	233.9	135.7	
1985 S	151.8	118.5	160.7	187.4	122.4	148.7	:	141.2		159.8	259.5	175.7	233.9	135.6	
1985 O	152.2	118.6	161.4	189.2	122.4	149.2	:	141.3		160.3	261.2	177.7	235.5	136.5	
1985 N	152.7	119.3	161.7	190.9	122.3	149.4	:	141.2	165.6	160.3	261.9	178.4	236.6	137.2	
1985 D	153.4	120.7	162.3	191.9	122.3	149.7	:	141.2		160.3	263.7	179.4	283.5	137.4	
1986 J	157.9	122.6	164.8	211.6	122.8	150.8	:	142.4		162.3	267.8	184.2	238.1	138.8	
1986 F	158.2	122.8	164.3	212.6	122.9	151.4	:	142.6	167.4	162.3	268.0	185.2	249.9	139.9	
1986 M	158.2	122.4	164.9	212.8	122.9	152.0	:	142.6		162.3	268.8	186.2	252.8	140.0	
1986 A	159.4	122.2	165.4	213.0	123.6	152.2	:	145.8		162.3	268.9	186.8	253.7	140.6	
1986 M	159.6	121.7	165.7	213.3	123.6	152.5	:	146.5	172.1	162.3	268.9	187.0	255.3	141.0	
1986 J	159.5	121.1	166.0	213.5	123.6	153.0	:	146.5		162.3	269.0	188.5	255.3	141.6	
1986 J	159.6	119.9	166.7	214.1	123.8	154.7	:	146.4		162.9	273.2	189.1	255.9	142.3	
1986 A	159.7	119.3	167.0	214.3	124.1	155.5	:	146.6	172.7	164.3	273.5	189.4	256.2	142.5	
1986 S	161.1	119.5	168.4	214.1	124.3	156.6	:	147.2		165.2	294.1	192.1	257.6	143.4	
1986 O	161.9	120.7	169.0	214.6	124.5	156.9	:	147.4		165.8	298.3	194.2	264.4	144.2	
1986 N	161.9	120.9	169.3	214.8	124.5	157.0	:	147.2	173.1	165.8	298.4	195.1	265.6	144.7	
1986 D	162.4	121.9	170.2	215.2	124.5	157.1	:	147.4		165.8	298.8	195.2	267.2	144.9	
1987 J	162.9	123.9	168.8	215.8	124.2	158.1	:	147.4		169.7	298.0	196.4	267.2	145.5	
1987 F	163.3	123.7	169.7	216.1	124.3	158.4	:	147.5	175.0	169.7	303.2	197.8	271.5	145.9	
1987 M	163.7	123.8	171.0	216.3	124.5	158.6	:	147.5		169.7	307.2	198.1	275.9	146.1	
1987 A	164.5	122.9	171.5	216.3	125.3	158.9	:	149.8		170.2	308.3	200.8	279.4	147.1	
1987 M	164.3	122.8	172.2	216.5	125.8	159.1	:	149.0	176.2	170.8	308.3	201.6	281.7	147.4	
1987 J	164.6	122.6	172.4	216.9	125.7	159.4	:	149.3		170.8	311.2	199.8	283.0	147.6	
1987 J	164.9	121.6	173.4	219.7	125.8	159.7	:	149.5		171.3	310.7	200.7	282.5	148.4	
1987 A	164.8	120.9	173.7	219.7	126.1	159.6	:	149.5	176.6	172.2	311.6	201.6	282.3	148.8	
1987 S	167.5	120.9	175.8	220.5	126.4	160.7	:	150.2		174.1	352.6	205.1	282.9	150.1	
1987 O	169.0	121.7	176.0	221.8	126.5	160.7	:	152.3		174.7	362.1	209.7	292.9	:	
1987 N	:	:	176.7	:	126.7	160.8	:	152.9	176.4	:	372.8	:	:	:	

CONSUMER PRICES

BOOKS, NEWSPAPERS AND MAGAZINES

H3

PRIX A LA CONSOMMATION

LIVRES, JOURNAUX ET PERIODIQUES

	EUR10	BR DEUTSCH LAND	FRANCE	ITALIA	NEDER- LAND	BELGIQUE BELGIE	LUXEM- BOURG	UNITED KINGDOM	IRELAND	DANMARK	ELLAS	ESPANA	PORTU- GAL	USA
	PRICE INDICES				1980 = 100				INDICES DE PRIX					
1983 Ø	145.2	118.8	148.3	172.1	122.4	122.6	134.2	151.6	182.9	142.1	205.1	181.6	169.3	130.2
1984 Ø	158.9	122.7	160.4	206.3	126.6	135.8	144.5	163.2	206.0	152.8	248.0	194.2	236.1	134.4
1985 Ø	172.8	126.5	171.6	231.2	131.5	143.1	151.7	179.4	222.2	162.2	346.8	217.0	315.4	142.1
1986 Ø	184.9	133.1	183.5	251.3	135.7	151.6	157.9	188.0	240.4	172.9	465.6	253.4	358.3	148.0
1985 J	173.8	126.9	172.5	233.3	131.6	144.2	151.5	179.9		163.8	359.2	220.2	338.3	144.2
1985 A	174.6	127.6	172.8	235.8	131.6	144.2	152.4	180.1	222.8	163.1	370.1	221.2	339.2	143.2
1985 S	175.2	127.7	173.5	237.7	131.6	144.4	152.4	180.3		163.1	375.8	221.9	342.1	143.2
1985 O	176.2	128.0	174.1	237.3	131.6	144.4	153.2	182.7		165.0	385.2	221.9	342.4	143.4
1985 N	178.1	128.4	174.7	242.6	131.6	144.6	153.2	183.7	227.7	166.4	423.9	223.2	342.4	143.3
1985 D	178.4	128.5	175.5	242.6	131.7	145.2	153.2	183.7		166.4	428.3	223.2	342.4	143.1
1986 J	180.5	129.4	179.9	244.7	134.2	145.5	156.1	184.7		166.4	435.4	249.7	351.5	145.5
1986 F	180.9	130.2	179.5	244.4	135.1	146.0	156.7	185.4	229.3	170.9	436.9	250.1	354.2	146.1
1986 M	181.8	130.8	181.0	245.3	135.1	148.7	157.0	185.6		172.2	446.5	250.1	355.3	147.2
1986 A	182.6	131.5	181.9	245.3	135.2	149.4	157.1	186.7		172.9	446.5	251.9	356.2	147.8
1986 M	183.8	133.7	182.8	246.2	135.1	149.9	157.2	187.9	242.4	172.9	449.4	251.9	358.7	147.9
1986 J	184.2	133.7	183.4	246.3	135.1	151.8	157.2	188.3		172.9	458.2	251.9	358.7	148.3
1986 J	185.1	134.1	183.9	249.8	135.3	152.2	157.4	188.8		172.9	458.2	255.0	361.1	147.5
1986 A	186.7	134.2	184.5	257.0	135.3	153.2	158.2	189.2	243.8	174.3	468.0	255.0	360.8	146.7
1986 S	187.0	134.2	185.1	257.1	135.3	154.7	158.8	189.3		174.9	474.1	255.1	360.8	148.7
1986 O	187.8	134.9	186.3	257.4	137.6	155.5	159.7	189.5		174.9	477.0	256.6	360.8	149.1
1986 N	189.2	135.1	186.8	260.8	137.7	156.1	159.7	190.0	246.0	174.9	518.4	256.6	360.8	149.9
1986 D	189.5	135.4	186.9	260.8	137.8	156.5	159.7	190.5		174.9	518.4	256.6	361.2	150.8
1987 J	190.2	135.7	188.2	261.0	138.2	156.8	159.9	191.4		175.5	518.4	259.3	381.6	:
1987 F	191.6	136.6	188.7	261.8	138.3	157.2	160.1	192.9	247.9	176.9	556.3	259.3	381.8	:
1987 M	192.4	136.6	189.2	262.7	138.3	157.3	160.5	194.8		179.5	556.3	264.5	382.1	:
1987 A	194.0	137.0	190.4	262.9	138.6	160.9	160.3	198.1		180.1	564.8	265.1	382.1	:
1987 M	194.8	137.3	191.0	263.5	138.6	161.1	160.1	200.0	250.3	184.0	564.8	265.1	382.9	:
1987 J	197.3	137.7	191.4	273.5	138.6	161.8	159.8	202.1		184.6	574.1	265.1	383.4	:
1987 J	198.2	138.4	191.6	276.1	138.6	162.8	159.9	202.9		185.9	574.1	266.5	384.3	:
1987 A	199.7	138.4	192.0	284.7	138.6	162.8	159.9	203.1	251.2	185.2	574.1	266.9	404.7	:
1987 S	200.2	138.6	192.2	285.4	138.6	163.4	160.5	203.8		187.1	574.1	268.1	404.7	:
1987 O	201.5	138.8	192.9	286.2	138.8	164.0	161.0	206.3		187.1	587.0	268.1	405.9	:
1987 N	:	:	193.9	:	138.8	164.2	161.0	207.5	266.3	:	587.0	:	:	:

CONSUMER PRICES

J

PRIX A LA CONSOMMATION

OTHER GOODS AND SERVICES

AUTRES BIENS ET SERVICES

	EUR10	BR DEUTSCH LAND	FRANCE	ITALIA	NEDER- LAND	BELGIQUE BELGIE	LUXEM- BOURG	UNITED KINGDOM	IRELAND	DANMARK	ELLAS	ESPANA	PORTU- GAL	USA
	PRICE INDICES				1980 = 100				INDICES DE PRIX					
1983 Ø	132.3	118.5	142.7	163.7	112.9	122.3	125.0	114.4	172.7	130.8	212.5	156.8	174.4	127.1
1984 Ø	143.4	120.8	153.2	182.1	116.1	128.8	132.8	129.1	186.0	139.9	266.7	176.2	218.2	134.4
1985 Ø	156.4	125.7	162.5	200.8	118.7	136.4	140.3	149.8	193.0	147.8	328.6	193.2	264.0	139.2
1986 Ø	164.4	130.1	169.7	217.5	120.7	146.5	147.7	154.6	205.9	154.0	415.1	216.9	308.7	145.5
1985 J	158.4	126.3	163.9	201.6	119.2	139.9	141.3	154.6		149.0	321.8	193.5	263.7	140.0
1985 A	159.0	126.3	164.3	203.0	119.4	140.6	141.6	155.6	197.1	148.0	315.9	194.1	266.5	140.4
1985 S	158.3	126.3	164.8	204.3	119.5	140.3	142.2	150.5		149.0	345.9	197.0	267.6	141.0
1985 O	158.7	126.4	165.5	205.3	119.6	139.6	142.5	150.7		149.0	357.8	198.0	273.7	141.1
1985 N	159.4	126.4	165.7	206.9	119.6	139.1	143.4	151.6	196.0	150.0	381.9	198.8	275.0	141.4
1985 D	160.1	127.0	165.9	207.9	119.7	140.9	143.8	152.5		151.0	391.1	199.4	278.3	141.6
1986 J	161.4	129.3	166.2	209.5	119.8	140.9	143.9	153.7		151.0	407.2	208.4	290.3	142.6
1986 F	162.5	129.5	166.6	212.8	119.8	142.9	143.9	154.8	201.9	151.0	401.5	211.7	294.7	143.3
1986 M	163.2	129.7	167.3	214.4	119.9	143.0	144.5	155.7		152.0	407.2	213.6	299.8	143.6
1986 A	163.3	129.7	168.0	215.2	120.6	145.2	147.5	154.1		153.0	409.8	215.0	303.3	144.0
1986 M	163.8	129.9	168.7	216.6	120.7	145.7	148.3	154.3	205.5	154.0	413.1	215.6	305.8	144.4
1986 J	162.8	130.6	169.5	217.2	120.9	146.9	148.5	149.0		155.0	406.8	216.7	307.2	146.1
1986 J	163.5	130.6	170.4	217.6	120.8	150.1	148.8	149.8		155.0	407.3	218.1	308.2	146.5
1986 A	164.1	130.4	170.9	219.2	120.9	149.8	148.9	150.9	209.0	155.0	406.7	219.2	315.4	146.9
1986 S	164.8	130.4	171.4	220.2	120.9	149.1	149.7	152.1		155.0	420.9	220.2	314.9	147.1
1986 O	165.3	130.4	172.0	221.0	121.2	148.1	149.4	153.2		156.0	427.1	220.9	318.3	147.0
1986 N	168.4	130.4	172.5	222.6	121.2	147.1	149.6	162.9	207.1	155.0	435.6	221.4	320.8	146.9
1986 D	169.5	130.6	173.0	224.2	121.5	148.9	149.7	164.9		156.0	438.2	222.4	323.1	147.2
1987 J	170.4	130.7	175.1	225.4	121.7	147.0	150.6	166.0		156.0	445.3	223.8	324.1	147.9
1987 F	171.6	131.5	176.2	227.6	121.7	148.3	151.0	166.5	211.9	157.0	474.4	226.8	329.0	148.2
1987 M	172.0	131.5	177.0	228.4	121.7	148.5	151.0	167.0		159.0	475.8	227.9	328.6	148.4
1987 A	172.8	131.5	177.8	229.4	122.7	150.9	151.1	167.8		159.0	482.4	228.8	335.3	148.7
1987 M	173.4	131.5	178.6	231.4	122.8	151.5	151.3	168.2	212.5	160.0	484.1	229.6	337.5	149.3
1987 J	174.2	132.6	179.3	232.2	123.3	152.3	151.3	168.8		161.0	485.1	230.5	339.2	152.6
1987 J	174.8	132.9	180.0	232.8	123.4	154.9	151.1	169.3		161.0	487.4	232.3	335.7	153.2
1987 A	175.4	133.3	180.3	234.0	123.6	155.4	151.8	170.2	218.0	161.0	478.6	232.9	347.4	153.9
1987 S	176.0	133.6	180.8	234.7	123.6	154.3	151.9	171.0		161.0	499.3	234.6	348.5	154.8
1987 O	176.8	134.1	181.7	235.9	123.7	151.7	151.9	172.1		162.0	513.5	235.3	350.4	:
1987 N	:	134.1	182.1	:	123.7	150.4	152.1	173.5	216.9	162.0	517.6	235.7	:	:

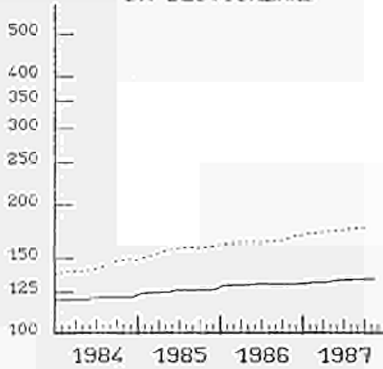
VERBRAUCHERPREISE
SONSTIGE GÜTER UND DIENSTLEISTUNGEN

CONSUMER PRICES
OTHER GOODS AND SERVICES

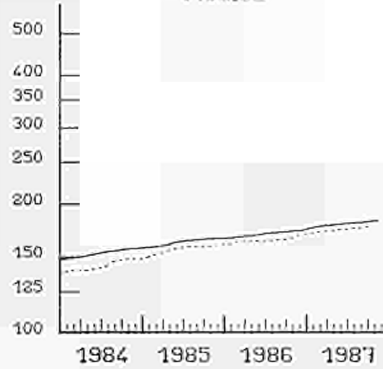
PRIX A LA CONSOMMATION
AUTRES BIENS ET SERVICES

1980 = 100

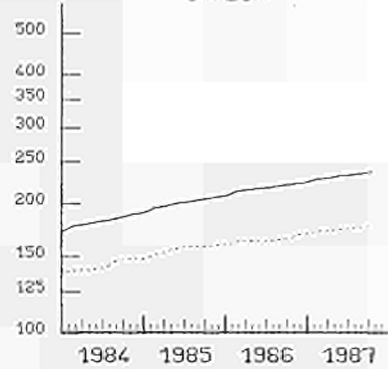
BR DEUTSCHLAND



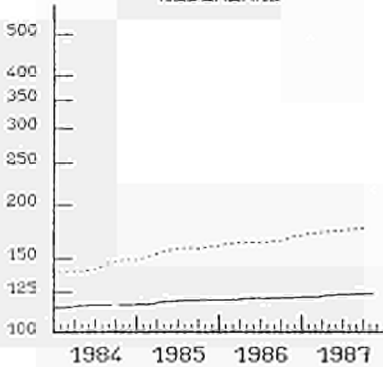
FRANCE



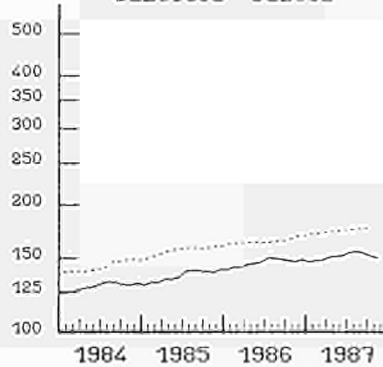
ITALIA



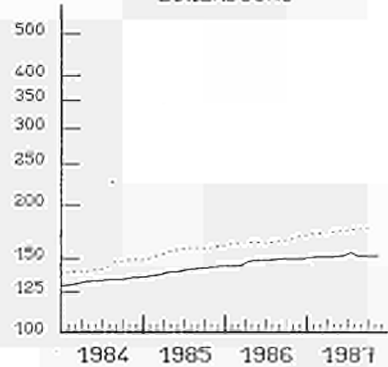
NEDERLAND



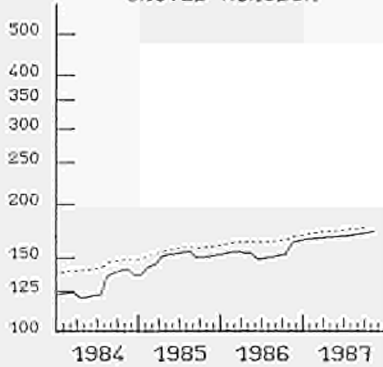
BELGIE BELGIE



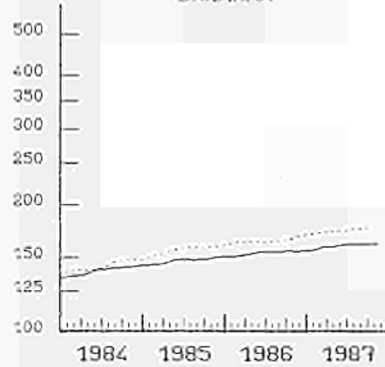
LUXEMBOURG



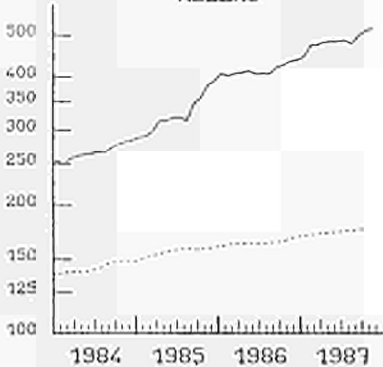
UNITED KINGDOM



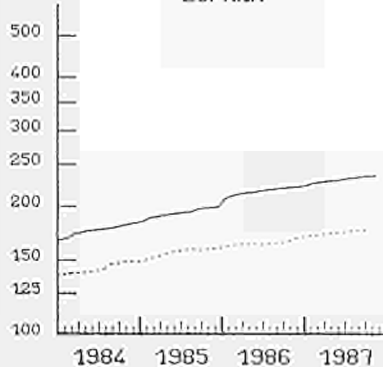
DANMARK



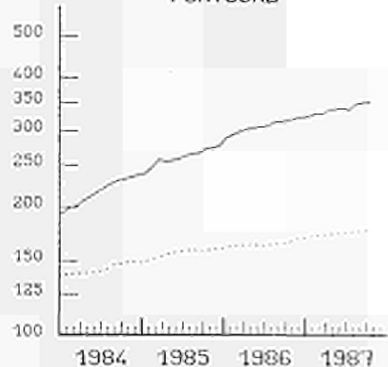
HELLAS



ESPANA



PORTUGAL



EINFACH-LOGARITHMISCHE SKALA

..... EUR 12
SEMI-LOGARITHMIC SCALE

ECHELLE SEMI-LOGARITHMIQUE

CONSUMER PRICES

J1

PRIX A LA CONSOMMATION

EXPENDITURE IN HOTELS, PUBS AND RESTAURANTS

DEPENSES POUR HOTELS, CAFES ET RESTAURANTS

	EUR10	BR DEUTSCH LAND	FRANCE	ITALIA	NEDER- LAND	BELGIQUE BELGIE	LUXEM- BOURG	UNITED KINGDOM	IRELAND	DANMARK	ELLAS	ESPANA	PORTU- GAL	USA	
		PRICE INDICES				1980 = 100			INDICES DE PRIX						
1983 Ø	136.9	115.7	146.9	168.4	118.0	117.8	123.5	125.5	175.3	130.8	199.7	159.7	182.4	:	
1984 Ø	147.5	118.7	157.5	188.9	122.6	124.8	130.1	134.7	186.6	141.6	232.4	181.3	225.5	:	
1985 Ø	157.8	120.6	167.5	210.7	126.0	133.7	136.5	142.5	193.3	148.5	280.5	200.8	273.4	:	
1986 Ø	168.5	123.2	175.6	230.8	128.9	141.8	144.7	151.8	208.6	155.4	341.0	227.0	314.8	:	
1985 J	158.8	120.8	169.1	211.8	126.3	134.5	138.3	143.0		149.0	286.7	201.2	275.9	:	
1985 A	159.5	121.0	169.7	213.2	126.6	135.4	135.8	143.8	196.1	150.0	289.7	202.0	280.1	:	
1985 S	160.1	120.9	170.1	214.4	127.0	135.9	138.3	144.3		150.0	294.2	205.1	280.1	:	
1985 O	160.8	121.1	171.0	215.7	127.2	136.4	138.4	145.1		150.0	294.5	206.0	284.0	:	
1985 N	161.5	121.5	171.3	216.7	127.2	136.7	139.8	145.7	197.2	151.0	298.9	206.7	285.9	:	
1985 D	162.0	121.5	171.5	218.3	127.3	137.1	140.0	146.2		151.0	300.2	207.3	288.3	:	
1986 J	163.1	121.7	171.8	219.5	127.6	137.6	140.0	147.1		152.0	313.6	217.9	295.0	:	
1986 F	164.4	122.1	172.2	225.0	127.5	138.6	140.0	147.9	205.1	152.0	312.0	221.3	301.4	:	
1986 M	165.4	122.4	172.8	228.2	127.7	139.7	140.6	148.2		152.0	320.4	223.2	307.9	:	
1986 A	166.8	122.7	173.6	229.2	128.9	140.5	145.5	149.7		154.0	332.5	224.8	309.3	:	
1986 M	167.7	122.9	174.4	230.3	129.1	140.8	145.8	150.4	209.8	156.0	340.8	225.5	311.8	:	
1986 J	170.0	123.1	175.4	231.6	129.3	141.6	145.8	155.5		156.0	345.3	226.8	313.3	:	
1986 J	169.2	123.4	176.5	232.2	129.1	142.2	145.9	151.8		157.0	349.4	228.1	313.0	:	
1986 A	169.8	123.5	177.0	233.2	129.2	142.8	145.9	152.6	209.7	157.0	350.6	229.3	322.0	:	
1986 S	170.6	123.6	177.5	233.9	129.3	143.4	146.6	153.5		157.0	356.7	230.3	322.0	:	
1986 O	171.2	123.8	178.1	234.7	129.7	144.1	146.6	154.4		158.0	356.3	231.4	324.3	:	
1986 N	171.6	124.3	178.6	235.6	129.7	144.7	146.6	155.0	210.0	157.0	352.3	231.8	327.1	:	
1986 D	172.5	124.4	179.3	236.2	130.1	145.2	146.6	156.1		157.0	361.8	233.1	331.0	:	
1987 J	174.3	124.6	182.1	238.1	130.2	145.5	147.5	156.8		158.0	379.6	234.6	329.1	:	
1987 F	175.2	124.9	183.6	240.2	130.3	145.8	147.5	157.3	216.0	159.0	381.6	238.3	335.0	:	
1987 M	175.9	125.0	184.6	241.5	130.5	146.4	147.5	157.7		160.0	383.7	239.4	339.6	:	
1987 A	177.0	125.0	185.7	242.3	131.3	146.9	147.5	158.4		160.0	403.9	240.2	341.8	:	
1987 M	177.7	125.2	186.9	244.6	131.5	147.2	147.7	158.7	217.1	162.0	399.2	241.2	344.9	:	
1987 J	178.5	125.2	188.0	245.7	131.7	147.4	147.7	159.3		162.0	408.5	242.2	347.7	:	
1987 J	179.6	125.4	189.0	246.5	132.0	147.6	147.6	160.1		162.0	423.5	244.1	347.7	:	
1987 A	180.2	125.5	189.5	247.6	132.3	147.7	148.3	160.7	220.3	162.0	428.2	244.9	357.2	:	
1987 S	181.3	125.6	190.3	248.4	132.4	147.7	148.3	162.1		162.0	436.5	246.7	358.5	:	
1987 O	182.0	125.9	191.6	249.7	132.6	148.0	148.4	163.2		163.0	427.9	247.5	360.7	:	
1987 N	:	:	192.2	:	132.6	148.3	148.4	164.2	221.2	:	427.0	:	:	:	

CONSUMER PRICES
ENERGY PRODUCTS

K

PRIX A LA CONSOMMATION
PRODUITS ENERGETIQUES

	EUR10	DR DEUTSCH LAND	FRANCE	ITALIA	NEDER- LAND	BELGIQUE BELGIE	LUXEM- BOURG	UNITED KINGDOM	IRELAND	DANMARK	ELLAS	ESPANA	PORTU- GAL	USA
	PRICE INDICES				1980 = 100				INDICES DE PRIX					
1983 Ø	143.0	121.7	150.7	173.5	138.4	143.2	143.1	143.7	167.7	141.7	160.8	170.0	198.8	116.1
1984 Ø	150.8	124.6	162.8	191.8	144.7	154.6	151.1	147.9	178.5	142.0	185.4	188.2	262.6	115.5
1985 Ø	159.2	128.7	176.2	203.9	150.0	161.6	156.9	155.8	191.7	146.4	220.5	196.3	322.8	118.2
1986 Ø	143.3	107.5	153.9	192.5	133.8	129.9	121.5	147.2	179.5	150.6	257.7	183.6	340.5	102.6
1985 J	159.8	128.1	178.4	203.7	150.9	161.4	160.7	157.3		145.0	210.6	197.3	323.6	121.1
1985 A	158.9	127.0	176.8	202.8	149.3	159.3	153.6	157.1	193.2	145.0	224.6	197.3	323.6	121.8
1985 S	158.5	127.5	173.9	202.1	149.8	161.6	152.0	156.9		143.0	232.0	197.4	323.6	119.8
1985 O	158.4	128.6	173.4	203.1	148.7	159.8	156.2	155.8		144.0	232.1	198.2	323.6	118.3
1985 N	158.6	129.2	173.4	203.3	148.1	160.5	155.5	155.6	190.1	144.0	232.8	197.6	332.3	117.7
1985 D	158.5	127.4	171.9	209.7	146.7	155.7	155.6	155.5		144.0	254.7	190.4	338.5	118.1
1986 J	155.4	123.2	166.9	206.2	146.5	150.5	150.3	155.0		142.0	261.2	192.3	349.4	117.6
1986 F	149.3	117.4	159.2	197.1	143.6	144.2	143.5	150.3	189.8	135.0	261.2	192.3	349.4	113.2
1986 M	145.7	113.2	157.5	196.2	139.5	137.5	134.8	144.5		135.0	257.6	183.8	349.4	105.6
1986 A	146.0	110.6	156.4	194.9	139.4	135.3	128.0	148.1		159.0	252.0	184.0	349.4	100.2
1986 M	144.3	108.4	156.5	194.6	139.2	130.8	125.2	144.5	178.9	160.0	252.0	184.0	336.6	101.8
1986 J	144.0	108.3	156.4	193.0	137.8	128.8	119.8	145.7		154.0	252.0	184.0	335.9	105.4
1986 J	140.0	104.0	151.6	189.1	126.1	123.8	115.5	145.0		149.0	251.2	184.0	335.9	101.5
1986 A	139.2	103.4	148.8	188.9	127.0	121.9	106.9	144.1	174.5	152.0	256.6	183.5	335.9	99.7
1986 S	140.6	104.0	150.2	189.0	126.5	123.5	107.1	147.3		154.0	262.1	183.5	335.9	99.9
1986 O	138.9	99.7	148.8	187.8	125.7	121.4	109.2	147.4		155.0	262.3	183.5	327.7	96.5
1986 N	138.3	99.0	147.5	186.2	127.4	121.2	109.2	147.3	174.9	156.0	262.3	173.9	325.2	94.6
1986 D	138.0	98.7	147.0	186.5	127.0	120.3	108.4	147.0		156.0	262.3	173.9	325.2	94.8
1987 J	139.9	101.4	151.7	188.6	113.2	123.8	108.5	148.0		162.0	262.4	173.6	333.9	97.5
1987 F	138.9	99.1	149.3	189.9	112.5	121.1	112.8	149.0	177.1	158.0	262.5	176.6	333.9	99.5
1987 M	138.2	98.5	147.3	189.3	113.2	120.7	112.4	148.7		158.0	262.6	175.6	333.9	99.7
1987 A	139.0	99.4	148.5	190.3	113.6	122.1	110.4	148.6		159.0	269.0	176.6	333.9	100.4
1987 M	138.6	99.1	148.4	190.0	113.6	121.7	110.8	148.0	178.0	158.0	272.3	177.2	337.1	101.6
1987 J	138.9	99.6	148.7	190.6	113.6	121.3	110.8	147.9		158.0	272.3	176.6	337.1	105.4
1987 J	139.8	99.8	149.1	191.7	113.8	121.6	110.9	150.4		160.0	272.4	176.6	341.7	105.9
1987 A	140.0	100.5	150.7	193.8	114.2	122.3	113.0	147.6	176.0	159.0	272.4	176.6	341.7	107.7
1987 S	139.5	98.3	149.5	198.6	113.1	121.3	113.0	147.1		158.0	272.7	176.6	341.7	107.3
1987 O	139.7	99.1	149.0	199.3	113.6	121.5	112.6	146.4		160.0	272.7	176.6	341.7	:
1987 N	:	:	148.9	:	113.1	:	112.7	146.5	175.4	:	272.8	:	:	:

M

CONSUMER PRICE

PRIX A LA CONSOMMATION

GENERAL INDEX

INDICE GENERAL

	SWITZERLAND SUISSE SCHWEITZ	AUSTRIA AUTRICHE OESTERREICH	NORWAY NORVEGE NORGE	SWEDEN SUEDE SVERIGE	FINLAND FINLANDE SUOMI
	PRICE INDICES	1980 = 100		INDICES DE PRIX	
1955	41.8	34.1	25.2	23.3	14.6
1956	42.4	35.4	19.4	24.3	16.3
1957	43.2	36.4	25.0	25.4	18.5
1958	44.0	37.1	28.1	26.6	20.2
1959	43.6	37.5	28.7	26.8	20.5
1960	44.4	38.3	28.9	27.8	21.2
1961	45.2	39.6	29.5	28.5	21.6
1962	47.1	41.3	31.1	29.8	22.6
1963	48.7	42.5	31.9	30.6	23.7
1964	50.3	44.1	33.7	31.7	26.1
1965	51.9	46.3	35.1	33.3	27.4
1966	54.4	47.3	36.2	35.4	28.4
1967	56.6	49.2	37.9	37.0	30.0
1968	57.9	50.5	39.2	37.7	32.5
1969	59.5	52.1	40.4	38.7	33.3
1970	61.6	54.4	44.6	41.3	34.2
1971	65.6	56.9	47.5	44.5	36.4
1972	70.0	60.5	50.9	47.1	39.0
1973	76.2	65.1	54.7	50.3	43.6
1974	83.5	71.3	59.9	55.3	51.2
1975	89.1	77.3	66.8	60.7	60.3
1976	90.7	83.0	72.9	67.0	68.9
1977	92.1	87.6	79.5	74.6	77.7
1978	92.8	90.7	86.0	82.1	83.5
1979	96.1	94.0	90.2	88.0	89.6
1980	100.0	100.0	100.0	100.0	100.0
1981	106.5	106.8	113.6	112.1	111.9
1982	112.5	112.6	126.5	121.7	122.6
1983	115.8	116.3	137.2	132.5	132.8
1984	119.2	122.9	145.7	143.2	142.2
1985	123.3	126.9	154.0	153.7	150.5
1986	124.3	129.0	165.1	160.3	156.0

METHODOLOGY

The consumer price indices given here are the national indices which have different names in the different countries. As far as trends are concerned, the general index published by EUROSTAT always corresponds to the general index published by the country concerned. The component items of this general index are groups of national indices aggregated according to a harmonized classification conforming to the ESA (European System of Integrated Economic Accounts). For these groups, the price trends correspond to the trends noted by the national indices for the same classification field.

The field covered by the general index varies according to country: as regards the population concerned (specific income bracket, certain socio-professional categories or total households), the geographical areas used (capital, urban areas, country as a whole, etc.) or differences in treatment of expenditure on rent, health care etc. Finally, there is no uniform method for seasonal adjustments.

A fixed base system is used in some countries, whereas in others a chain system is used (variable weightings). The reference years used at national level for the indices vary according to country. For ease of comparison, EUROSTAT has chosen 1980 as the common year for the presentation of these indices.

CALCULATION OF EUR-10 AND EUR-12 INDICES

The EUR-10 and EUR-12 indices calculated by EUROSTAT are weighted indices.

The weighting used is the proportion of each country in the total consumption of EUR-10 and EUR-12 respectively. The values of this consumption in national currency are converted in purchasing power standards. For this purpose the purchasing power parities of the G.D.P. are used.

The index calculated is of the chain Laspeyres type.

However, the weighting is displaced by three years since the national accounts data become available with a delay of approximately three years. For example: the weighting used for 1986 is that of 1983, for 1980, that of 1977.

Moreover, the national accounts data are often modified, leading to revisions.

In order to avoid continuous corrections in the EUR-10 and EUR-12 indices, EUROSTAT has decided to "freeze" the historical data.

When Member States carry out major revisions in price series for past years, EUR-10 and EUR-12 data will be calculated using the new series.

CONSUMER PRICE INDICES
INDICES DES PRIX A LA CONSOMMATION

Country	Sources
DEUTSCHLAND	Preise und Preisindizes für die Lebenshaltung Reihe 7 <u>STATISTISCHES BUNDESAMT - WIESBADEN</u>
FRANCE	Indices des prix à la consommation Bulletin mensuel de statistique <u>INSEE - PARIS/FRANCE</u>
ITALIA	Indici dei prezzi al consumo <u>ISTAT - ROMA/ITALIA</u>
NEDERLAND	Maandstatistiek van de prijzen <u>C.B.S. - VOORBURG/NEDERLAND</u>
BELGIQUE BELGIE	Index van de consumptie prijzen Dienst voor het indexcijfer <u>MINISTERIE VAN ECONOMISCHE ZAKEN - BRUSSEL/BELGIE</u>
LUXEMBOURG	Indice des prix à la consommation INDICATEURS RAPIDES <u>STATEC - LUXEMBOURG</u>
UNITED KINGDOM	Retail price index <u>DEPARTMENT OF EMPLOYMENT - LONDON/UK</u>
IRELAND	Consumer Price Index <u>CENTRAL STATISTICAL OFFICE - DUBLIN/IRELAND</u>
DANMARK	Forbrugerpris indekset Prisstatistik <u>DANMARKS STATISTIK - KØBENHAVN/DANMARK</u>
ESPAÑA	Indice de precios de consumo INSTITUTO NACIONAL DE ESTADISTICA - MADRID/ESPAÑA
PORTUGAL	Indice de precios no consumidor <u>INSTITUTO NACIONAL DE ESTADISTICA - LISBOA/PORTUGAL</u>
GREECE	Consumer price index <u>NATIONAL STATISTICAL OFFICE OF GREECE - ATHENS/GREECE</u>
SCHWEIZ	Landesindex der Konsumentenpreise <u>BUNDESAMT FUER GEWERBE, INDUSTRIE UND ARBEIT - BERN/ SCHWEIZ</u>
OESTERREICH	Index der Verbraucherpreise <u>OESTERREICHISCHES STATISTISCHES ZENTRALAMT - WIEN/ OESTERRREICH</u>

Country	Source
NORWAY	Konsumprisindeksen STATISTISK MÅNEDSHEFTE <u>STATISTISK SENTRALBYRÅ - OSLO/NORGE</u>
SWEDEN	Konsumer priserna : STATISTISKA MEDDELLAN <u>STATISTISKA CENTRALBYRÅN - STOCKHOLM/SVERIGE</u>
FINLAND	Consumer price index - Monthly bulletin <u>CENTRAL STATISTICAL OFFICE OF FINLAND - HELSINKI/Finland</u>
U.S.A.	Consumer price index - CPI-U U.S. City - Average for all urban consumers <u>U.S. BUREAU OF LABOR - WASHINGTON/USA</u>
CANADA	The consumer price index <u>STATISTICS CANADA - OTTAWA/CANADA</u>
JAPAN	Consumer price index <u>STATISTICS BUREAU</u> <u>MANAGEMENT AND COORDINATION AGENCY - TOKYO/JAPAN</u>

**Venta y suscripciones · Salg og abonnement · Verkauf und Abonnement · Πωλήσεις και συνδρομές
Sales and subscriptions · Vente et abonnements · Vendita e abbonamenti
Verkoop en abonnementen · Venda e assinaturas**

BELGIQUE/BELGIË

Moniteur belge / Belgisch Staatsblad
Rue de Louvain 40-42 / Leuvensestraat 40-42
1000 Bruxelles / 1000 Brussel
Tél. 5 12 00 26
CCP / Postrekening 000-2005502-27

Sous-dépôts / Agentschappen:

**Librairie européenne /
Europese Boekhandel**

Rue de la Loi 244 / Wetstraat 244
1040 Bruxelles / 1040 Brussel

CREDOC

Rue de la Montagne 34 / Bergstraat 34
Bte 11 / Bus 11
1000 Bruxelles / 1000 Brussel

DANMARK

Schultz EF-publikationer

Møntergade 19
1116 København K
Tlf: (01) 14 11 95
Telecopier: (01) 32 75 11

BR DEUTSCHLAND

Bundesanzeiger Verlag

Breite Straße
Postfach 10 80 06
5000 Köln 1
Tel. (02 21) 20 29-0
Fernschreiber: ANZEIGER BONN 8 882 595
Telecopierer: 20 29 278

GREECE

G.C. Eleftheroudakis SA

International Bookstore
4 Nikis Street
105 63 Athens
Tel. 322 22 55
Telex 219410 ELEF

Sub-agent for Northern Greece:

Molho's Bookstore

The Business Bookshop
10 Tsimiski Street
Thessaloniki
Tel. 275 271
Telex 412885 LIMO

ESPAÑA

Boletín Oficial del Estado

Trafalgar 27
28010 Madrid
Tel. (91) 446 60 00

Mundi-Prensa Libros, S.A.

Castelló 37
28001 Madrid
Tel. (91) 431 33 99 (Libros)
431 32 22 (Suscripciones)
435 36 37 (Dirección)
Télex 49370-MPLI-E

FRANCE

Journal officiel

**Service des publications
des Communautés européennes**
26, rue Desaix
75727 Paris Cedex 15
Tél. (1) 45 78 61 39

IRELAND

Government Publications Sales Office

Sun Alliance House
Molesworth Street
Dublin 2
Tel. 71 03 09

or by post

**Government Stationery Office
Publications Section**

6th floor
Bishop Street
Dublin 8
Tel. 78 16 66

ITALIA

Licosa Spa

Via Lamarmora, 45
Casella postale 552
50 121 Firenze
Tel. 57 97 51
Telex 570466 LICOSA I
CCP 343 509

Subagenti:

Libreria scientifica Lucio de Biasio - AEIOU

Via Meravigli, 16
20 123 Milano
Tel. 80 76 79

Libreria Tassi

Via A. Farnese, 28
00 192 Roma
Tel. 31 05 90

Libreria giuridica

Via 12 Ottobre, 172/R
16 121 Genova
Tel. 59 56 93

**GRAND-DUCHÉ DE LUXEMBOURG
et autres pays / and other countries**

**Office des publications officielles
des Communautés européennes**

2, rue Mercier
L-2985 Luxembourg
Tél. 49 92 81
Télex PUBOF LU 1324 b
CCP 19190-81
CC bancaire BIL 8-109/6003/200

Abonnements / Subscriptions

Messageries Paul Kraus

11, rue Christophe Plantin
L-2339 Luxembourg
Tél. 49 98 888
Télex 2515
CCP 49242-63

NEDERLAND

Staatsdrukkerij- en uitgeverijbedrijf

Christoffel Plantijnstraat
Postbus 20014
2500 EA 's-Gravenhage
Tel. (070) 78 98 80 (bestellingen)

PORTUGAL

**Imprensa Nacional
Casa da Moeda, E. P.**

Rua D. Francisco Manuel de Melo, 5
1092 Lisboa Codex
Tel. 69 34 14
Telex 15328 INCM

Distribuidora Livros Bertrand Lda.

Grupo Bertrand, SARL

Rua das Terras dos Vales, 4-A
Apart. 37
2700 Amadora CODEX
Tel. 493 90 50 - 494 87 88
Telex 15798 BERDIS

UNITED KINGDOM

HM Stationery Office

HMSO Publications Centre
51 Nine Elms Lane
London SW8 5DR
Tel. (01) 211 56 56

Sub-agent:

Alan Armstrong & Associates Ltd

72 Park Road
London NW1 4SH
Tel. (01) 723 39 02
Telex 297635 AAALTD G

UNITED STATES OF AMERICA

**European Community Information
Service**

2100 M Street, NW
Suite 707
Washington, DC 20037
Tel. (202) 862 9500

CANADA

Renouf Publishing Co., Ltd

61 Sparks Street
Ottawa
Ontario K1P 5R1
Tel. Toll Free 1 (800) 267 4164
Ottawa Region (613) 238 8985-6
Telex 053-4936

JAPAN

Kinokuniya Company Ltd

17-7 Shinjuku 3-Chome
Shiniuku-ku
Tokyo 160-91
Tel. (03) 354 0131

Journal Department

PO Box 55 Chitose
Tokyo 156
Tel. (03) 439 0124

Price (excluding VAT) in Luxembourg • Prix publics au Luxembourg (TVA exclue)

	ECU	BFR	FF	IRL	UKL	USD
Single copy • Prix par numéro	2.23	100	16	1.60	1.40	2
Subscription • Abonnement	28.96	1 300	195	20.75	17	24



KONTORET FOR DE EUROPÆISKE FÆLLESSKABERS OFFICIELLE PUBLIKATIONER
AMT FÜR AMTLICHE VERÖFFENTLICHUNGEN DER EUROPÄISCHEN GEMEINSCHAFTEN
ΥΠΗΡΕΣΙΑ ΕΠΙΣΗΜΩΝ ΕΚΔΟΣΕΩΝ ΤΩΝ ΕΥΡΩΠΑΪΚΩΝ ΚΟΙΝΟΤΗΤΩΝ
OFFICE FOR OFFICIAL PUBLICATIONS OF THE EUROPEAN COMMUNITIES
OFICINA DE LAS PUBLICACIONES OFICIALES DE LAS COMUNIDADES EUROPEAS
OFFICE DES PUBLICATIONS OFFICIELLES DES COMMUNAUTÉS EUROPÉENNES
UFFICIO DELLE PUBBLICAZIONI UFFICIALI DELLE COMUNITÀ EUROPEE
BUREAU VOOR OFFICIËLE PUBLIKATIES DER EUROPESE GEMEENSCHAPPEN
SERVIÇO DAS PUBLICAÇÕES OFICIAIS DAS COMUNIDADES EUROPEIAS

ISSN 0258-0861

L - 2985 Luxembourg

CABW87S03ENC