

# Consumer price index

4 □ 1988 Monthly

## CONSUMER PRICE INDEX: Sharp increase for EUR 12 in April (+0.5%)

The CPI for the Community as a whole (EUR 12) rose by 0.5% between March and April 1988.

Although this increase appears to be a break in the sequence of moderate increases during the last months, it is not unusual for the month of April.

The United Kingdom for example recorded an increase of 1.6% compared with March, but as every year in April the index includes increases as announced in the Budget, e.g. higher taxes on alcoholic drinks, tobacco and petrol, as well as higher prices for electricity, gas, motor vehicles and mortgage rates.

In Greece price rose by 2.0% compared with March (April 1987: 2.3%).

In the other E.C. countries the rates increase vary from 0.0% in Luxembourg to 0.5% in France. The only country reporting a decrease is Spain (-0.3%).

The inflation rate over 12 months for EUR 12 (April 1988 compared with April 1987) is 2.7%, as against 3.9% for the USA and only 0.3% for Japan.

The rates for the individual Member States are as follows:

Below the EUR-12 average		About the EUR-12 average	
Netherlands	0.8%	United Kingdom	3.9%
Germany	1.0%	Spain	3.9%
Belgium	1.0%	Denmark	4.7%
Luxembourg	1.0%	Italy	5.1%
Ireland	2.0%	Portugal	7.9%
France	2.5%	Greece	13.0%



OFICINA ESTADÍSTICA DE LAS COMUNIDADES EUROPEAS  
DE EUROPÆISKE FÆLLESSKABERS STATISTISKE KONTOR  
STATISTISCHES AMT DER EUROPÄISCHEN GEMEINSCHAFTEN  
ΣΤΑΤΙΣΤΙΚΗ ΥΠΗΡΕΣΙΑ ΤΩΝ ΕΥΡΩΠΑΪΚΩΝ ΚΟΙΝΟΤΗΤΩΝ  
STATISTICAL OFFICE OF THE EUROPEAN COMMUNITIES  
OFFICE STATISTIQUE DES COMMUNAUTÉS EUROPÉENNES  
ISTITUTO STATISTICO DELLE COMUNITÀ EUROPEE  
BUREAU VOOR DE STATISTIEK DER EUROPESE GEMEENSCHAPPEN  
SERVIÇO DE ESTATÍSTICA DAS COMUNIDADES EUROPEIAS

L-2920 Luxembourg – Tél. 43011 – Télex : Comeur Lu 3423  
B-1049 Bruxelles, bâtiment Berlaymont, rue de la Loi 200 (bureau de liaison) – Tél. 235 1111

The information included in this bulletin has been taken from the Cronos data bank, which is accessible via the different host companies. For all information about these host companies contact Eurostat in Luxembourg, tel. 4301-3220. To obtain specifications of the principal characteristics of the series contained in this bulletin contact Luxembourg,

**Mr. Nijenhuis, tel. 4301-3202**

**Mr. Desantis, tel. 4301-3511**

VERBRAUCHERPREISE  
GESAMTINDEX

CONSUMER PRICES  
GENERAL INDEX

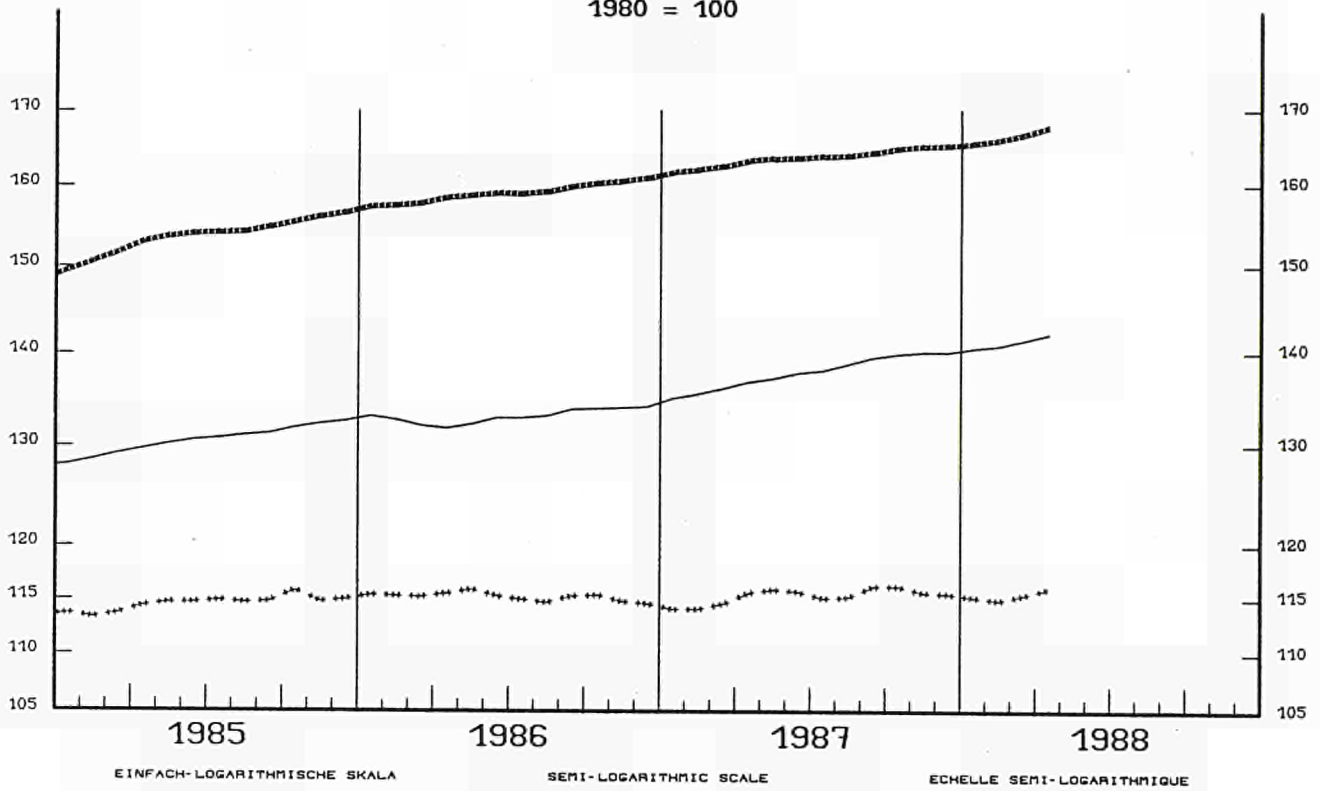
PRIX A LA CONSOMMATION  
INDICE GENERAL

— USA

----- EUR 12

\*\*\* JAPAN

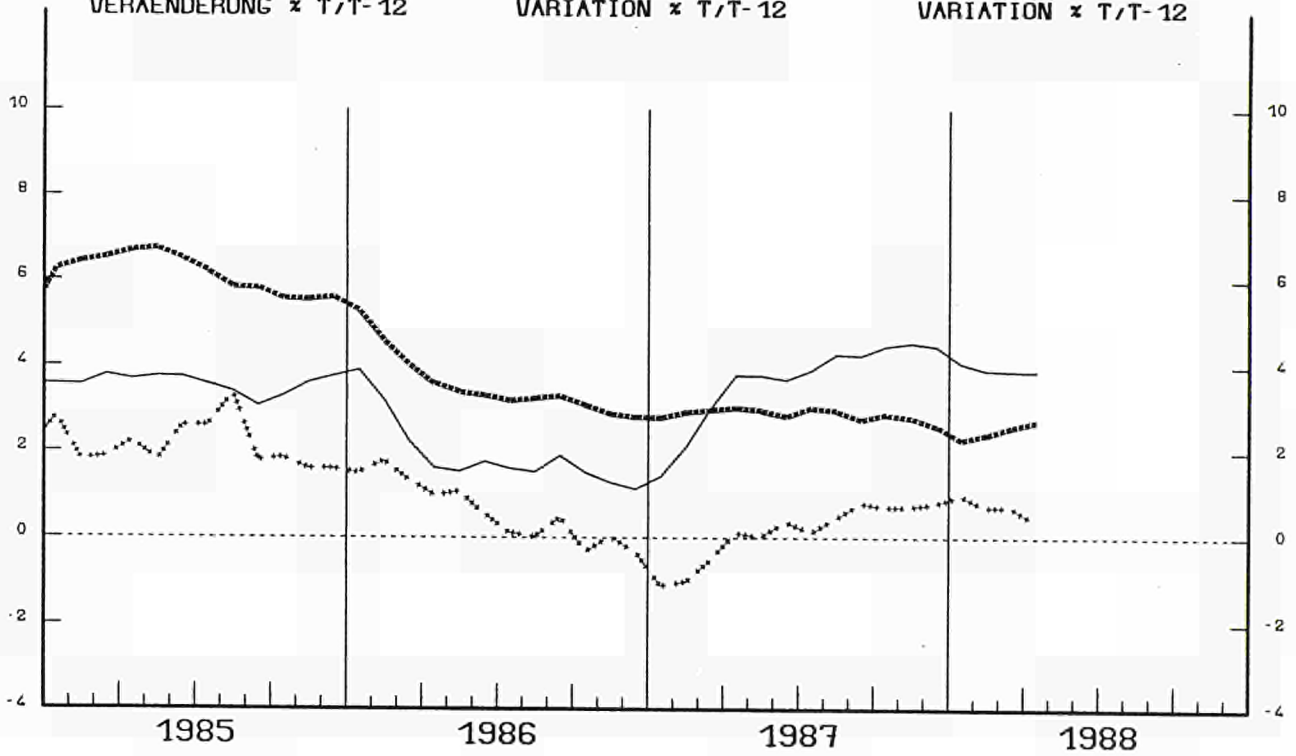
1980 = 100



VERÄNDERUNG % T/T-12

VARIATION % T/T-12

VARIATION % T/T-12



## CONSUMER PRICES

A

## GENERAL INDEX

	EUR 12	BR DEUTSCH LAND	FRANCE	ITALIA	NEDER= LAND	BELGIQUE BELGIE	LUXEM= BOURG	UNITED KINGDOM	IRELAND	DANMARK	ELLAS	ESPANA	PORTUGAL	USA	JAPAN
PRICE INDICES															
1980 = 100															
1982 O	124.1	111.9	126.8	137.2	112.8	117.0	118.2	121.5	141.1	123.0	150.5	131.1	147.3	117.1	107.7
1983 O	134.8	115.6	139.0	157.3	115.9	126.0	128.4	127.1	155.8	131.5	181.4	147.0	184.3	120.9	109.7
1984 O	144.8	118.4	149.2	174.3	119.6	134.0	136.7	133.4	169.2	139.8	214.6	163.5	237.5	126.1	112.3
1985 O	153.6	121.0	158.0	190.3	122.3	140.5	142.3	141.5	178.4	146.4	256.3	178.0	284.1	130.5	114.5
1986 O	159.1	120.7	162.2	201.4	122.7	142.3	142.7	146.3	185.2	151.7	315.5	193.6	317.6	133.0	115.3
1987 OP	163.7	121.0	167.2	211.0	122.5	144.5	142.6	152.4	191.0	157.8	366.3	203.8	347.2	137.9	115.3
1987 A	163.3	121.0	166.6	208.6	122.3	144.4	142.4	152.3	:	156.5	361.6	202.4	345.0	136.8	115.6
1987 M	163.5	121.1	166.9	209.7	122.4	144.4	142.3	152.4	190.7	158.0	363.8	202.2	345.3	137.2	115.9
1987 J	163.6	121.3	167.2	210.5	122.2	144.6	142.1	152.4	:	157.9	371.0	202.2	344.3	137.8	115.7
1987 J	163.8	121.3	167.6	210.9	122.1	145.1	142.1	152.3	:	157.9	365.5	204.3	345.4	138.1	115.1
1987 A	163.9	121.2	168.0	211.6	122.4	145.6	142.6	152.7	191.8	158.4	363.8	204.2	349.2	138.8	115.2
1987 S	164.3	120.9	168.1	212.9	123.0	145.3	142.7	153.2	:	159.3	371.9	206.1	350.2	139.5	116.2
1987 O	164.9	121.1	168.5	214.7	123.6	145.1	142.8	153.9	:	160.0	383.5	207.3	354.3	139.9	116.2
1987 N	165.1	121.1	168.7	215.4	123.5	144.7	143.1	154.7	191.9	160.5	386.1	206.8	355.6	140.1	115.6
1987 D	165.2	121.3	168.8	215.8	123.2	144.7	143.3	154.5	:	160.6	390.9	207.6	360.7	140.1	115.5
1988 J	165.5	121.5	169.1	216.9	122.1	144.6	143.5	154.5	:	161.3	390.3	208.9	363.6	140.5	115.1
1988 F	166.0	121.8	169.4	217.9	122.3	145.0	143.6	155.1	193.3	162.6	388.5	209.5	368.7	140.8	114.9
1988 M	166.7P	121.9	169.9	218.8	122.8	145.1	143.9	155.7	:	163.2	400.3	211.0	371.2	141.4	115.4
1988 A	167.6P	122.2	170.7P	219.5P	123.3	145.7	143.8	158.2	:	163.8	408.4	210.4	372.4	142.1	116.0P
RATE OF INCREASE OVER ONE MONTH (IRELAND 3 MONTHS)															
(T/T-1)															
87 A/M	0.5	0.2	0.5	0.3	0.3	0.5	-0.2	1.2	:	0.4	2.3	0.2	0.5	0.5	0.9
87 M/A	0.1	0.1	0.2	0.4	0.1	0.0	-0.1	0.1	0.6	1.0	0.6	-0.1	0.1	0.3	0.3
87 J/M	0.1	0.2	0.2	0.4	-0.2	0.1	-0.1	0.0	:	-0.1	2.0	0.0	-0.3	0.4	-0.2
87 J/J	0.1	0.0	0.2	0.2	-0.1	0.4	0.0	-0.1	:	0.0	-1.5	1.0	0.3	0.2	-0.5
87 A/J	0.1	-0.1	0.2	0.3	0.2	0.3	0.3	0.3	0.6	0.3	-0.5	-0.1	1.1	0.6	0.1
87 S/A	0.2	-0.2	0.1	0.6	0.5	-0.2	0.1	0.3	:	0.6	2.2	0.9	0.3	0.5	0.9
87 O/S	0.4	0.2	0.2	0.9	0.5	-0.1	0.0	0.5	:	0.4	3.1	0.6	1.2	0.3	0.0
87 N/O	0.1	0.0	0.1	0.4	-0.1	-0.3	0.2	0.5	0.1	0.3	0.7	-0.2	0.4	0.1	-0.5
87 D/N	0.1	0.2	0.1	0.2	-0.2	0.0	0.2	-0.1	:	0.1	1.2	0.4	1.4	0.0	-0.1
88J/87D	0.2	0.2	0.2	0.5	-0.9	-0.1	0.1	0.0	:	0.4	-0.2	0.6	0.8	0.3	-0.3
88 F/J	0.3	0.2	0.2	0.5	0.2	0.3	0.1	0.4	0.7	0.8	-0.5	0.3	1.4	0.3	-0.2
88 M/F	0.4P	0.1	0.3	0.4	0.4	0.0	0.2	0.4	:	0.4	3.0	0.7	0.7	0.4	0.4
88 A/M	0.5P	0.2	0.5P	0.3P	0.4	0.4	0.0	1.6	:	0.4	2.0	-0.3	0.3	0.5	0.5P
RATE OF INCREASE OVER 12 MONTHS															
(T/T-12)															
87/86 A	3.0	0.1	3.5	4.3	-0.7	1.4	-0.2	4.2	:	3.1	17.6	6.2	8.9	3.8	0.1
87/86 M	2.9	0.2	3.4	4.3	-0.6	1.7	-0.3	4.1	2.8	3.3	17.7	5.9	9.5	3.8	0.0
87/86 J	2.8	0.2	3.3	4.6	-0.4	1.7	-0.4	4.2	:	3.4	18.1	4.9	8.9	3.7	0.3
87/86 J	3.0	0.7	3.4	4.8	0.4	2.0	-0.2	4.4	:	4.1	16.9	5.0	9.2	3.9	0.1
87/86 A	3.0	0.8	3.5	4.8	0.5	2.3	0.5	4.4	3.2	3.9	16.4	4.6	9.4	4.3	0.4
87/86 S	2.7	0.4	3.2	5.1	0.6	1.7	0.3	4.2	:	3.6	14.7	4.4	9.3	4.3	0.8
87/86 O	2.9	0.9	3.2	5.6	0.3	1.7	0.2	4.5	:	3.9	15.3	4.6	9.8	4.5	0.7
87/86 N	2.8	1.0	3.2	5.5	0.2	1.5	0.4	4.1	3.1	4.0	15.3	4.7	9.3	4.5	0.7
87/86 D	2.6	1.0	3.1	5.2	0.2	1.4	0.7	3.7	:	4.1	15.7	4.6	8.9	4.4	0.8
88/87 J	2.3	0.7	2.4	5.1	0.7	0.9	0.6	3.3	:	4.3	14.3	4.5	8.5	4.1	0.9
88/87 F	2.4	0.9	2.4	5.1	0.6	1.0	0.6	3.3	2.0	5.2	13.4	4.4	8.9	3.9	0.7
88/87 M	2.6P	1.0	2.5	5.2	0.7	1.0	0.8	3.5	:	4.7	13.2	4.5	8.2	3.9	0.7
88/87 A	2.7P	1.0	2.5P	5.1P	0.8	1.0	1.0	3.9	:	4.7	13.0	3.9	7.9	3.9	0.3P

## CONSUMER PRICES

B

## GENERAL INDEX

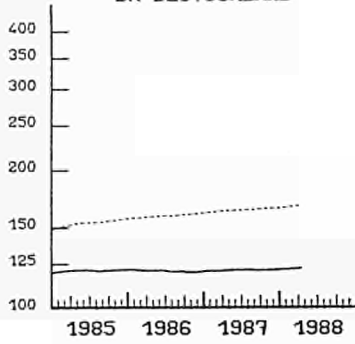
	SWITZERLAND SCHWEIZ	AUSTRIA OESTERREICH	NORWAY NORGE	SWEDEN SVERIGE	FINLAND SUOMI	CANADA CANADA
	PRICE INDICES					1980 = 100
1982 O	112.5	112.6	126.5	121.7	122.6	124.6
1983 O	115.8	116.3	137.2	132.5	132.8	131.8
1984 O	119.2	122.9	145.7	143.2	142.2	137.6
1985 O	123.3	126.9	154.0	153.7	150.5	143.1
1986 O	124.2	129.0	165.1	160.3	156.0	148.9
1987 OP	126.0	130.9	179.5	167.0	161.7	155.5
1987 A	126.1	129.8	177.8	165.1	161.1	154.1
1987 M	125.3	130.2	178.2	165.2	161.4	155.0
1987 J	125.8	131.4	179.2	164.9	161.8	155.5
1987 J	125.8	132.0	179.7	166.9	161.8	156.6
1987 A	126.2	132.7	180.0	167.8	162.2	156.7
1987 S	126.0	131.9	182.5	169.4	162.9	156.7
1987 O	126.5	131.6	182.7	170.1	163.2	157.3
1987 N	127.0	131.2	183.1	170.7	163.2	158.0
1987 D	127.0	131.4	183.9	170.7	163.2	158.0
1988 J	127.3	131.9	186.1	171.6	165.2	158.4
1988 F	127.9	132.1	187.4	172.9	165.7	158.9
1988 M	128.2	132.5	190.1	173.7	166.6	159.7
1988 A	128.5	132.6	190.6	175.2	167.8	160.3
	RATE OF INCREASE OVER ONE MONTH					(T/T-1)
87 A/M	0.1	0.2	0.3	0.2	0.4	0.4
87 M/A	-0.6	0.3	0.2	0.1	0.2	0.6
87 J/M	0.4	0.9	0.6	-0.2	0.2	0.3
87 J/J	0.0	0.5	0.3	1.2	0.0	0.7
87 A/J	0.4	0.5	0.2	0.5	0.2	0.1
87 S/A	-0.2	-0.6	1.4	1.0	0.4	0.0
87 O/S	0.4	-0.2	0.1	0.4	0.2	0.4
87 N/O	0.4	-0.3	0.2	0.4	0.0	0.4
87 D/N	0.0	0.1	0.4	0.0	0.0	0.1
88J/87D	0.2	0.4	1.2	0.5	1.2	0.2
88 F/J	0.5	0.2	0.7	0.8	0.3	0.4
88 M/F	0.2	0.3	1.4	0.5	0.5	0.5
88 A/M	0.2	0.1	0.2	0.9	0.7	0.4
	RATE OF INCREASE OVER 12 MONTHS					(T/T-12)
87/86 A	1.2	0.9	10.0	3.4	3.9	4.5
87/86 M	0.9	1.4	10.1	3.4	3.7	4.6
87/86 J	1.3	1.9	8.9	3.3	3.5	4.8
87/86 J	1.8	2.4	8.1	4.2	3.4	4.7
87/86 A	1.9	2.6	7.8	4.9	3.4	4.5
87/86 S	1.5	1.9	7.8	5.0	3.8	4.5
87/86 O	2.0	1.8	7.5	5.1	3.8	4.3
87/86 N	2.1	1.7	7.5	5.4	3.8	4.2
87/86 D	1.9	1.7	7.4	5.2	3.6	4.2
88/87 J	1.5	1.9	7.0	4.4	3.8	4.1
88/87 F	1.8	2.2	6.8	5.2	3.8	4.1
88/87 M	1.8	2.3	7.2	5.5	3.8	4.1
88/87 A	1.9	2.2	7.2	6.1	4.2	4.0

**VERBRAUCHERPREISE  
GESAMTINDEX**

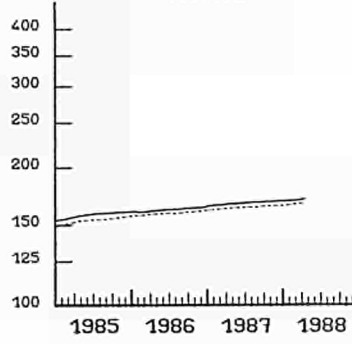
**CONSUMER PRICES  
GENERAL INDEX**  
1980 = 100

**PRIX A LA CONSOMMATION  
INDICE GENERAL**

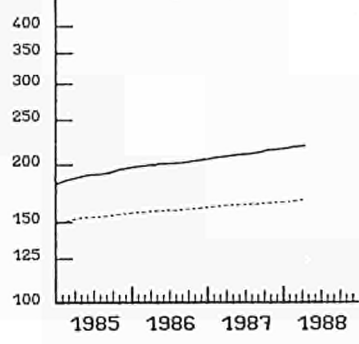
**BR DEUTSCHLAND**



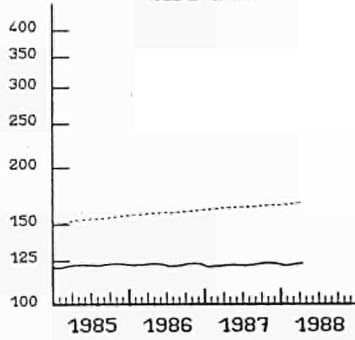
**FRANCE**



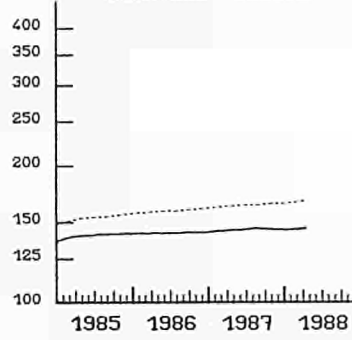
**ITALIA**



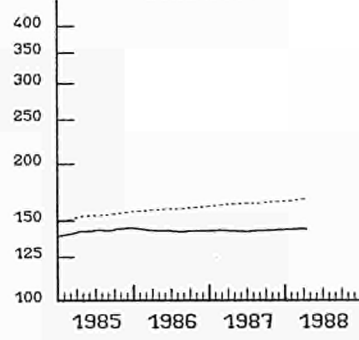
**NEDERLAND**



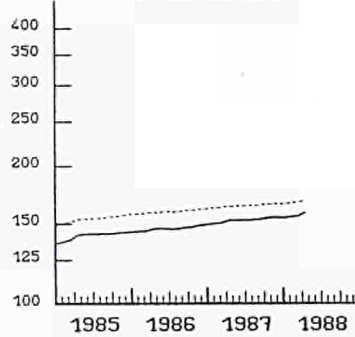
**BELGIQUE BELGIE**



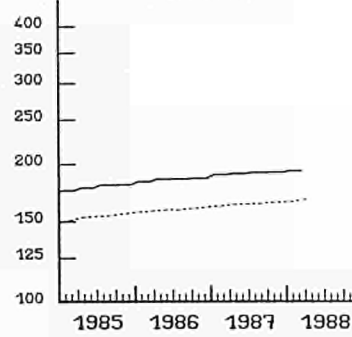
**LUXEMBOURG**



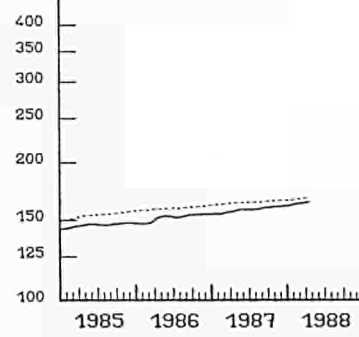
**UNITED KINGDOM**



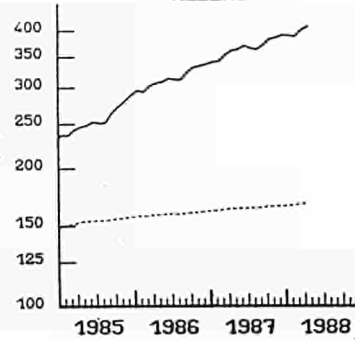
**IRELAND**



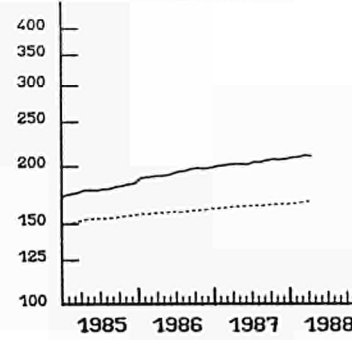
**DANMARK**



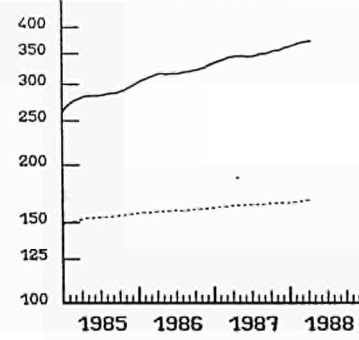
**HELLAS**



**ESPANA**



**PORTUGAL**



EINFACH-LOGARITHMISCHE SKALA

----- EUR 12  
SEMI-LOGARITHMIC SCALE

ECHELLE SEMI-LOGARITHMIQUE

## METHODOLOGY

The consumer price indices given here are the national indices which have different names in each country. As far as trends are concerned, the general index published by EUROSTAT always corresponds to the general index published by the country. The component items of this general index are groups of national indices aggregated according to a harmonized classification conforming to the ESA (European System of Integrated Economic Accounts). For these groups, the price trends correspond to the trends noted by the national indices for the same classification field.

The field covered by the general index varies according to country: as regards the population concerned (specific income bracket, certain socio-professional categories or total households), the geographical areas used (capital, urban areas, country as a whole, etc.) or differences in treatment of expenditure on rent, health care, etc... Finally, there is no uniform method for seasonal adjustments.

A fixed base system is used in some countries, whereas in others a chain system is used (variable weightings). The reference years used at national level for the indices vary according to country. For ease of comparison, EUROSTAT has chosen 1980 as the common year for the presentation of these indices.

## THE CALCULATION OF THE EUR-12 INDEX

The EUR-12 index as calculated by EUROSTAT is a weighted average of national price indices.

The weight used is the proportion of each country in the final consumption of households for EUR-12. The values of this consumption in national currency are converted into purchasing power standards (PPS); for this purpose the purchasing power parities of the G.D.P. are used.

Up to 1987 purchasing power parities are those which result from the 1980 enquiry, from 1988 onwards they are those from the 1985 enquiry. The index calculated is a chain index of the "Laspeyres" type with weights changing each year.

However, the weights are lagged by three years since the national accounts data needed become available only after three years.

For example: the weights used for 1988 are those of 1985, for 1987 those of 1984.

Moreover, national accounts data are often revised leading to revisions of the consumption weights. In order to avoid continuous modifications in the EUR-12 index for previous periods, EUROSTAT has decided to "Freeze" the weights which are used.

Thus the EUR-12 index will not be affected by revisions of the national accounts. However when Member States carry out major revisions in the price series for past years, EUR-12 data will be calculated using these new series.

	EUR 12	BR DEUTSCH LAND	FRANCE	ITALIA	NEDER= LAND	BELGIE BELGIE	LUXEM= BOURG	UNITED KINGDOM	IRELAND	DANMARK	ELLAS	ESPAÑA	PORTUGAL
GENERAL INDEX EXCLUDING TOBACCO PRODUCTS												1980 = 100	
1982 O	123.2	111.8	126.6	136.7	112.8	117.0	118.0	120.7	140.0	123.6	150.8	130.8	147.3
1983 O	133.3	115.3	138.7	156.6	115.9	125.9	128.2	126.2	154.2	131.7	181.7	146.7	184.3
1984 O	142.7	118.2	149.1	173.7	119.4	133.9	135.3	132.1	167.3	140.0	214.8	163.3	237.6
1985 O	151.6	120.8	158.0	189.6	122.0	140.3	140.9	140.0	175.9	146.6	256.7	177.8	284.1
1986 O	157.2	120.4	162.0	200.7	122.4	142.0	142.1	144.5	182.1	151.8	315.5	193.3	317.3
1987 OP	162.8	120.8	167.1	209.9P	122.1	144.2	141.9	150.5	187.6	158.0	367.2	203.4P	346.8
1986 N	158.9	119.6	163.3	203.6	123.0	142.2	141.8	146.5	183.1	154.4	336.0	197.3	325.3
1986 D	159.4	119.8	163.6	204.4	122.7	142.4	141.8	147.0	:	154.3	339.0	198.2	331.0
1987 J	160.2	120.3	165.1	205.3	121.0	143.0	142.0	147.6	:	154.6	342.8	199.4	335.0
1987 F	160.7	120.5	165.3	206.5	121.3	143.2	142.2	148.2	186.2	154.5	343.5	200.3	338.5
1987 M	161.2	120.5	165.6	207.0	121.6	143.3	142.2	148.5	:	156.0	354.1	201.5	342.8
1987 A	162.1	120.7	166.4	207.8	122.0	144.0	141.8	150.4	:	156.6	362.2	202.0	344.6
1987 M	162.5	120.9	166.7	208.9	122.1	144.1	141.6	150.6	187.3	158.1	364.5	201.8	344.8
1987 J	162.8	121.0	167.0	209.7	121.9	144.2	141.4	150.6	:	158.0	371.9	201.8	343.8
1987 J	163.0	121.0	167.5	209.9	121.8	144.7	141.2	150.4	:	158.0	366.2	203.9	344.9
1987 A	163.2	120.9	167.8	210.6	122.1	145.2	141.7	150.8	188.4	158.6	364.5	203.8	348.8
1987 S	163.8	120.7	167.9	212.2	122.7	144.9	141.9	151.3	:	159.5	372.8	205.8	349.8
1987 O	164.6	120.8	168.3	213.3	123.3	144.8	142.1	152.0	:	160.2	384.7	207.0	353.4
1987 N	164.8	120.8	168.5	214.1	123.2	144.3	142.4	152.8	188.6	160.7	387.3	206.5	354.8
1987 D	165.1	121.0	168.6	214.4	122.9	144.4	142.6	152.6	:	160.8	392.2	207.3	360.0
1988 J	165.5	121.3	168.9	215.5	121.8	144.3	142.8	152.6	:	161.4	390.0	208.6	362.9
1988 F	165.9	121.6	169.2	216.0	122.0	144.7	142.9	153.2	189.7	162.8	387.2	209.2	368.0
1988 M	166.7	121.7	169.7	217.5	122.5	144.7	143.2	153.8	:	163.4	399.2	210.6	370.6
RATE OF INCREASE OVER ONE MONTH (IRELAND 3 MONTHS)												(T/T-1)	
1987 N/O	0.2	0.0	0.1	0.4	-0.1	-0.3	0.2	0.5	0.1	0.3	0.7	-0.2	0.4
1987 D/N	0.1	0.2	0.1	0.1	-0.2	0.0	0.2	-0.1	:	0.1	1.3	0.4	1.4
1988 J/D	0.2	0.2	0.2	0.5	-0.9	-0.1	0.1	0.0	:	0.4	-0.6	0.7	0.8
1988 F/J	0.3	0.2	0.2	0.2	0.2	0.3	0.1	0.4	0.6	0.8	-0.7	0.3	1.4
1988 M/F	0.4	0.1	0.3	0.4	0.4	0.0	0.2	0.4	:	0.4	3.1	0.7	0.7
RATE OF INCREASE OVER 12 MONTHS												(T/T-12)	
87/86 N	3.7	1.0	3.2	5.2	0.1	1.5	0.4	4.3	3.0	4.1	15.3	4.6	9.1
87/86 D	3.6	1.0	3.1	4.9	0.1	1.4	0.6	3.8	:	4.2	15.7	4.5	8.7
88/87 J	3.3	0.8	2.3	5.0	0.7	0.9	0.6	3.4	:	4.4	13.8	4.6	8.3
88/87 F	3.2	0.9	2.4	4.6	0.6	1.0	0.5	3.4	1.9	5.3	12.7	4.4	8.7
88/87 M	3.4	1.0	2.5	5.1	0.8	1.0	0.7	3.6	:	4.8	12.7	4.5	8.1

\* The EUR-12 index EXCLUDING TOBACCO will be reviewed on the basis of updated weights.  
New data will appear in the next issue of this publication.



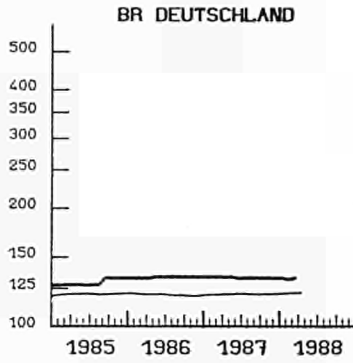
## CONSUMER PRICE INDEX

D

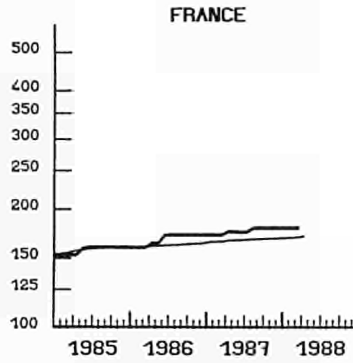
## TOBACCO PRODUCTS

	EUR 12	BR DEUTSCH LAND	FRANCE	ITALIA	NEDER= LAND	BELGIQUE BELGIE	LUXEM= BOURG	UNITED KINGDOM	IRELAND	DANMARK	ELLAS	ESPANA	PORTUGAL
TOBACCO PRODUCTS													
1980=100													
1982 O	135.4	118.9	137.5	160.6	111.3	117.7	130.6	142.5	165.9	106.2	138.7	151.0	148.3
1983 O	150.2	129.6	150.2	188.7	117.6	132.4	143.2	152.0	195.1	126.2	168.9	169.3	179.8
1984 O	161.4	127.5	159.5	204.1	133.9	143.0	156.8	168.6	218.0	133.9	208.3	180.4	232.7
1985 O	169.6	129.5	157.6	222.0	140.4	154.6	166.1	176.5	247.0	140.7	235.6	193.8	287.1
1986 O	184.2	133.7	167.8	235.1	141.4	167.0	178.2	201.6	271.8	151.0	279.4	217.1	340.1
1987 OP	193.7	133.5	176.4	269.0	145.3	175.1	182.7	208.0	287.5	154.2	324.3	233.8	383.6
1986 N	186.8	134.0	172.3	235.1	141.4	169.2	182.4	207.6	274.0	154.0	281.5	220.9	341.1
1986 D	187.0	134.0	172.3	235.1	143.3	169.2	182.4	207.9	:	154.0	281.5	220.9	341.1
1987 J	190.6	134.0	172.3	253.5	145.3	169.6	182.4	207.8	:	154.0	281.5	233.6	342.2
1987 F	191.3	134.0	172.3	253.5	145.3	171.8	182.4	207.6	286.2	154.0	306.9	233.6	342.2
1987 M	192.4	134.0	172.4	253.5	145.3	174.3	182.4	207.6	:	154.0	330.3	233.8	378.2
1987 A	192.8	133.9	175.6	253.5	145.3	175.4	182.4	207.4	:	154.0	330.3	233.8	378.2
1987 M	192.9	134.0	175.6	253.5	145.3	176.0	182.4	207.4	286.7	154.0	330.3	233.8	380.4
1987 J	192.7	133.2	175.6	253.5	145.3	176.0	182.4	207.4	:	154.0	330.3	233.8	380.4
1987 J	192.7	133.2	175.6	253.5	145.3	176.1	182.3	207.2	:	154.0	330.3	233.9	380.4
1987 A	193.1	133.2	179.3	253.5	145.3	176.1	182.3	206.8	287.7	154.0	330.3	233.9	380.4
1987 S	193.2	133.2	179.5	253.5	145.3	176.2	182.3	207.2	:	154.0	330.3	233.9	380.4
1987 O	197.3	133.2	179.5	275.5	145.3	176.4	182.3	208.8	:	154.0	330.3	233.9	420.2
1987 N	197.6	133.2	179.5	275.5	145.3	176.4	182.3	210.1	289.6	155.0	330.3	233.9	420.2
1987 D	197.7	133.2	179.5	275.5	145.3	176.5	186.1	210.3	:	155.0	330.3	233.9	420.2
1988 J	199.8	133.2	179.5	275.5	145.3	176.5	186.1	210.7	:	158.0	406.2	233.9	420.2
1988 F	201.4	133.2	179.5	275.5	145.3	176.5	186.1	210.9	:	158.0	450.7	241.2	420.2
1988 M	201.5	133.2	179.5	275.5	145.3	176.6	186.1	211.1	:	158.0	450.7	241.2	420.2
RATE OF INCREASE OVER ONE MONTH (IRELAND 3 MONTHS)													
(T/T-1)													
1987 N/O	0.2	0.0	0.0	0.0	0.0	0.0	0.0	0.6	0.7	0.6	0.0	0.0	0.0
1987 D/N	0.0	0.0	0.0	0.0	0.0	0.0	2.1	0.1	:	0.0	0.0	0.0	0.0
1988 J/D	1.1	0.0	0.0	0.0	0.0	0.0	0.0	0.2	:	1.9	23.0	0.0	0.0
1988 F/J	0.6	0.0	0.0	0.0	0.0	0.0	0.0	0.1	:	0.0	11.0	0.0	0.0
1988 M/F	0.0	0.0	0.0	0.0	0.0	0.0	0.0	0.1	:	0.0	0.0	0.0	0.0
RATE OF INCREASE OVER 12 MONTHS													
(T/T-12)													
87/86 N	5.8	-0.6	4.2	17.2	2.8	4.3	-0.1	1.2	5.7	0.6	17.3	5.9	23.2
87/86 D	5.7	-0.6	4.2	17.2	1.4	4.3	2.0	1.2	:	0.6	17.3	5.9	23.2
88/87 J	4.9	-0.6	4.2	8.7	0.0	4.1	2.0	1.4	:	2.6	44.3	0.1	22.8
88/87 F	5.1	-0.6	4.2	8.7	0.0	2.8	2.0	1.6	:	2.6	46.9	0.1	22.8
88/87 M	4.7	-0.6	4.1	8.7	0.0	1.3	2.0	1.7	:	2.6	36.5	3.2	11.1

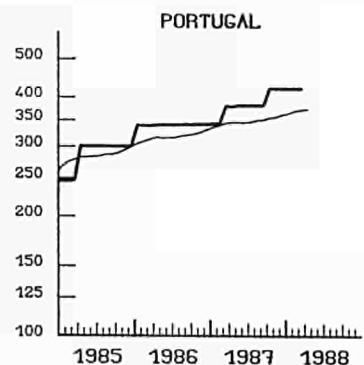
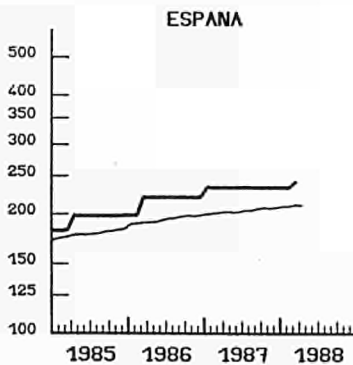
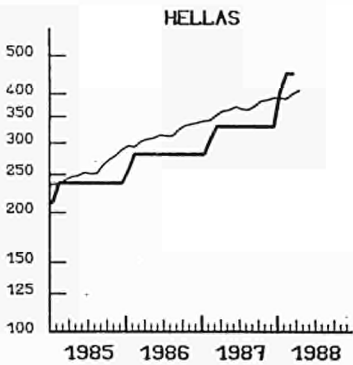
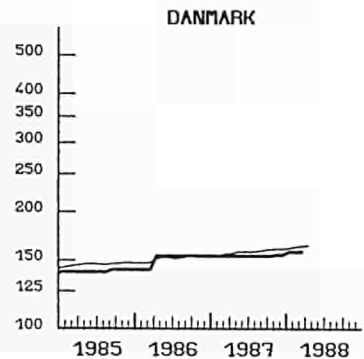
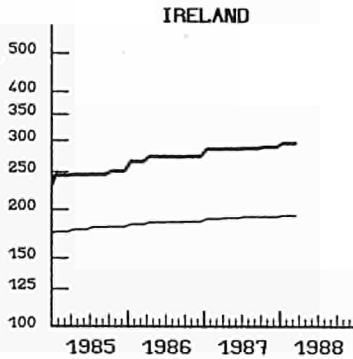
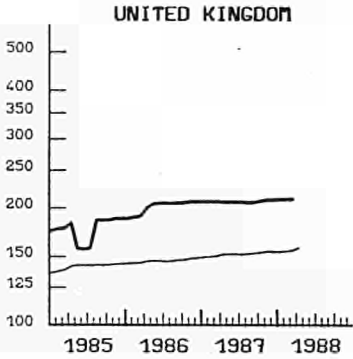
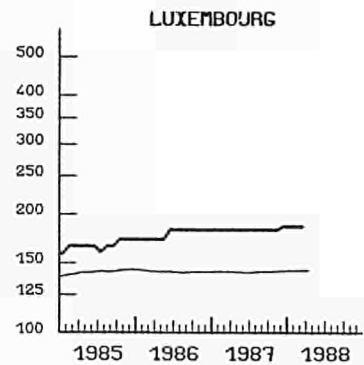
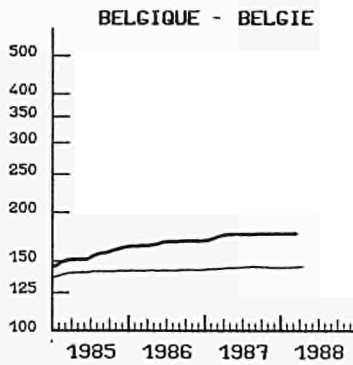
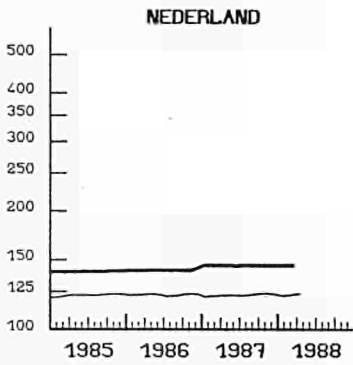
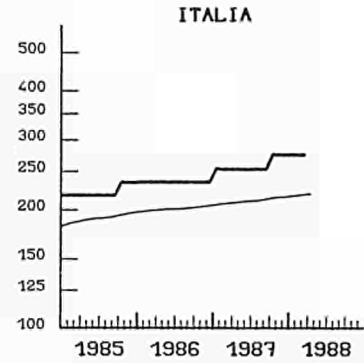
VERBRAUCHERPREISE  
TABAK



CONSUMER PRICES  
TABACCO  
1980 = 100



PRIX A LA CONSOMMATION  
TABAC



— TOBACCO  
EINFACH-LOGARITHMISCHE SKALA

SEMI-LOGARITHMIC SCALE

— GENERAL  
EACHELLE SEMI-LOGARITHMIQUE

Venta y suscripciones · Salg og abonnement · Verkauf und Abonnement · Πωλήσεις και συνδρομές  
 Sales and subscriptions · Vente et abonnements · Vendita e abbonamenti  
 Verkoop en abonnementen · Venda e assinaturas

BELGIQUE / BELGIË

**Moniteur belge / Belgisch Staatsblad**  
 Rue de Louvain 40-42 / Leuvensestraat 40-42  
 1000 Bruxelles / 1000 Brussel  
 Tél. 512 00 26  
 CCP / Postrekening 000-2005502-27

Sous-dépôts / Agentschappen:

**Librairie européenne /  
 Europese Boekhandel**  
 Rue de la Loi 244 / Wetstraat 244  
 1040 Bruxelles / 1040 Brussel

**CREDOC**

Rue de la Montagne 34 / Bergstraat 34  
 Bte 11 / Bus 11  
 1000 Bruxelles / 1000 Brussel

DANMARK

**Schultz EF-publikationer**  
 Møntergade 19  
 1116 København K  
 Tlf: (01) 14 11 95  
 Telecopier: (01) 32 75 11

BR DEUTSCHLAND

**Bundesanzeiger Verlag**  
 Breite Straße  
 Postfach 10 80 06  
 5000 Köln 1  
 Tel. (02 21) 20 29-0  
 Fernschreiber: ANZEIGER BONN 8 882 595  
 Telecopierer: 20 29 278

GREECE

**G.C. Eleftheroudakis SA**  
 International Bookstore  
 4 Nikis Street  
 105 63 Athens  
 Tel. 322 22 55  
 Telex 219410 ELEF

Sub-agent for Northern Greece:

**Molho's Bookstore**  
 The Business Bookshop  
 10 Tsimiski Street  
 Thessaloniki  
 Tel. 275 271  
 Telex 412885 LIMO

ESPAÑA

**Boletín Oficial del Estado**  
 Trafalgar 27  
 28010 Madrid  
 Tel. (91) 446 60 00

**Mundi-Prensa Libros, S.A.**  
 Castelló 37  
 28001 Madrid  
 Tel. (91) 431 33 99 (Libros)  
 431 32 22 (Suscripciones)  
 435 36 37 (Dirección)  
 Télex 49370-MPLI-E

FRANCE

**Journal officiel**  
**Service des publications  
 des Communautés européennes**  
 26, rue Desaix  
 75727 Paris Cedex 15  
 Tél. (1) 45 78 61 39

IRELAND

**Government Publications Sales Office**  
 Sun Alliance House  
 Molesworth Street  
 Dublin 2  
 Tel. 71 03 09

or by post

**Government Stationery Office  
 EEC Section**  
 6th floor  
 Bishop Street  
 Dublin 8  
 Tel. 78 16 66

ITALIA

**Licosa Spa**  
 Via Lamarmora, 45  
 Casella postale 552  
 50 121 Firenze  
 Tel. 57 97 51  
 Telex 570466 LICOSA I  
 CCP 343 509

Subagenti:

**Libreria scientifica Lucio de Biasio -AEIOU**  
 Via Meravigli, 16  
 20 123 Milano  
 Tel. 80 76 79

**Herder Editrice e Libreria**  
 Piazza Montecitorio, 117-120  
 00 186 Roma  
 Tel. 67 94 628/67 95 304

**Libreria giuridica**  
 Via 12 Ottobre, 172/R  
 16 121 Genova  
 Tel. 59 56 93

GRAND-DUCHÉ DE LUXEMBOURG  
 et autres pays / and other countries

**Office des publications officielles  
 des Communautés européennes**  
 2, rue Mercier  
 L-2985 Luxembourg  
 Tél. 49 92 81  
 Télex PUBOF LU 1324 b  
 CCP 19190-81  
 CC bancaire BIL 8-109/6003/200  
 Sogenal 61-490226-96-26

Abonnements / Subscriptions

**Messageries Paul Kraus**  
 11, rue Christophe Plantin  
 L-2339 Luxembourg  
 Tél. 49 98 881  
 Télex 2515  
 CCP 49242-63

NEDERLAND

**Staatsdrukkerij- en uitgeverijbedrijf**  
 Christoffel Plantijnstraat  
 Postbus 20014  
 2500 EA 's-Gravenhage  
 Tel. (070) 78 98 80 (bestellingen)

PORTUGAL

**Imprensa Nacional  
 Casa da Moeda, E. P.**  
 Rua D. Francisco Manuel de Melo, 5  
 1092 Lisboa Codex  
 Tel. 69 34 14  
 Telex 15328 INCM

**Distribuidora Livros Bertrand Lda.  
 Grupo Bertrand, SARL**  
 Rua das Terras dos Vales, 4-A  
 Apart. 37  
 2700 Amadora CODEX  
 Tel. 493 90 50 - 494 87 88  
 Telex 15798 BERDIS

UNITED KINGDOM

**HMSO Books (PC 16)**  
 HMSO Publications Centre  
 51 Nine Elms Lane  
 London SW8 5DR  
 Tel. (01) 211 77 02

Sub-agent:

**Alan Armstrong & Associates Ltd**  
 Arkwright Road  
 Reading, Berks RG2 0SQ  
 Tel. (0734) 75 17 69  
 Telex 849937 AAALTD G

TÜRKIYE

**Dünya süper veb ofset A.Ş.**  
 Narlıbahçe Sokak No. 15  
 Cağaloğlu  
 İstanbul  
 Tel: 512 01 90  
 Telex: 23822 dsvo-tr.

UNITED STATES OF AMERICA

**European Community Information  
 Service**  
 2100 M Street, NW  
 Suite 707  
 Washington, DC 20037  
 Tel. (202) 862 9500

CANADA

**Renouf Publishing Co., Ltd**  
 61 Sparks Street  
 Ottawa  
 Ontario K1P 5R1  
 Tel. Toll Free 1 (800) 267 4164  
 Ottawa Region (613) 238 8985-6  
 Telex 053-4936

JAPAN

**Kinokuniya Company Ltd**  
 17-7 Shinjuku 3-Chome  
 Shinjuku-ku  
 Tokyo 160-91  
 Tel (03) 354 0131

**Journal Department**  
 PO Box 55 Chitose  
 Tokyo 156  
 Tel. (03) 439 0124

Price (excluding VAT) in Luxembourg

	ECU	BFR	IRL	UKL	USD
Single copy	4.40	190	3.50	3.20	5.50
Subscription	46.50	2 000	36	33	55.50



OFICINA DE PUBLICACIONES OFICIALES DE LAS COMUNIDADES EUROPEAS  
 KONTORET FOR DE EUROPÆISKE FÆLLESSKABERS OFFICIELLE PUBLIKATIONER  
 AMT FÜR AMTLICHE VERÖFFENTLICHUNGEN DER EUROPÄISCHEN GEMEINSCHAFTEN  
 ΥΠΗΡΕΣΙΑ ΕΠΙΣΗΜΩΝ ΕΚΔΟΣΕΩΝ ΤΩΝ ΕΥΡΩΠΑΪΚΩΝ ΚΟΙΝΟΤΗΤΩΝ  
 OFFICE FOR OFFICIAL PUBLICATIONS OF THE EUROPEAN COMMUNITIES  
 OFFICE DES PUBLICATIONS OFFICIELLES DES COMMUNAUTÉS EUROPÉENNES  
 UFFICIO DELLE PUBBLICAZIONI UFFICIALI DELLE COMUNITA EUROPEE  
 BUREAU VOOR OFFICIELE PUBLIKATIES DER EUROPESE GEMEENSCHAPPEN  
 SERVIÇO DAS PUBLICAÇÕES OFICIAIS DAS COMUNIDADES EUROPEIAS

ISSN 1010-2779