

Consumer price index

Supplement 1 □ 1989 Monthly

CONSUMER PRICE INDICES

This bulletin contains series from JANUARY 1986 to DECEMBER 1988. Starting with the next issue the consumer price index will be published with base 1985=100.

CONTENTS		PAGE
00	Relative part in % of each group in the weights	3
A.	Consumer Prices - General index	4- 5
B.	Food (excl. drinks and meals out)	6- 7
B.1	Bread and cereals	8
B.2	Meat	9
B.3	Dairy products, eggs, oils and fats	10
B.4	Fruit, vegetables, potatoes	11
C.	Drinks (home consumption) and tobacco	12-13
C.1	Drinks (home consumption)	14
C.2	Tobacco	15
D.	Clothing and footwear (incl.repairs)	16-17
D.1	Clothing (incl.repairs)	18
D.2	Footwear (incl. repairs)	19
E.	Rent, heating and lighting	20-21
E.1	Rents and water charges	22
F.	Household goods and services	24-25
F.1	Furniture, floorcoverings, household textiles	26
F.2	Household appliances, utensils and services	27
G.	Transport and communications	28-29
G.1	Private transport	30
G.2	Public transport	31
G.3	Communications	32
H.	Recreation and education, etc.	34-35
H.1	Recreational goods	36
H.2	Recreational services	37
H.3	Books, newspapers and magazines	38
J.	Other goods and services	40-41
J.1	Expenditure in hotels, pubs and restaurants	42
K.	Energy products	43
L.	Historical series 1955-1988: EC-countries, USA, Canada, Japan	44
M.	Historical series 1955-1987: Switzerland, Austria, Norway, Sweden, Finland	45
N.	Methodology	46
	TABLE OF SOURCES	47



OFICINA ESTADÍSTICA DE LAS COMUNIDADES EUROPEAS
DE EUROPÆISKE FÆLLESSKABERS STATISTISKE KONTOR
STATISTISCHES AMT DER EUROPÄISCHEN GEMEINSCHAFTEN
ΣΤΑΤΙΣΤΙΚΗ ΥΠΗΡΕΣΙΑ ΤΩΝ ΕΥΡΩΠΑΪΚΩΝ ΚΟΙΝΟΤΗΤΩΝ
STATISTICAL OFFICE OF THE EUROPEAN COMMUNITIES
OFFICE STATISTIQUE DES COMMUNAUTÉS EUROPÉENNES
ISTITUTO STATISTICO DELLE COMUNITÀ EUROPEE
BUREAU VOOR DE STATISTIEK DER EUROPESE GEMEENSCHAPPEN
SERVIÇO DE ESTATÍSTICA DAS COMUNIDADES EUROPEIAS

L-2920 Luxembourg — Tél. 43011 — Télex : Comeur Lu 3423
B-1049 Bruxelles, bâtiment Berlaymont, rue de la Loi 200 (bureau de liaison) — Tél. 235 1111

The information included in this bulletin has been taken from the Cronos data bank, which is accessible via the different host companies. For all information about these host companies contact Eurostat in Luxembourg, tel. 4301-4567.

To obtain specifications of the principal characteristics of the series contained in this bulletin contact Luxembourg:

Mr Nijenhuis, tel. 4301-3202

Mr Desantis, tel. 4301-3511

PART RELATIVE EN % DE CHAQUE GROUPE DANS LA PONDERATION
RELATIVE PART IN % OF EACH GROUP IN THE WEIGHTS

		D	F	I	N	B	L	UK	IRL	DK	GR	SP	PORT		
I A	PRODUITS ALIMENTAIRES	14.7	20.8	25.9	14.7	19.3	31.4	16.0	22.3	18.5	27.2	29.8	36.8	FOOD PRODUCTS	1 A
I B	BOISSONS ET TABACS	5.2	5.0	4.5	3.1	4.0	4.9	6.8	7.3	8.0	3.4	3.2	4.8	DRINKS AND TOBACCO	1 B
II	HABILLEMENT ET CHAUSSURES	8.2	8.9	8.8	6.7	8.2	9.3	7.4	8.8	5.5	12.8	8.7	10.2	CLOTHING AND FOOTWEAR	II
III	LOYERS, CHAUFFAGE, ECLAIRAGE	21.3	13.7	9.7	25.6	19.6	*13.9	21.8	9.6	27.3	13.1	18.6	° 9.0	RENT, FUEL, POWER	III
IV	BIENS ET SERVICE DE MENAGE	9.4	7.8	7.5	7.1	9.5	9.4	8.0	6.5	7.2	8.9	7.4	8.8	HOUSEHOLD GOODS AND SERVICES	IV
V	DEPENSES DE SANTE	4.1	7.0	5.1	13.8	4.0	3.7	1.6	2.3	1.8	4.5	2.4	2.6	HEALTH COSTS	V
VI	TRANSPORT ET COMMUNICATIONS	14.3	16.7	14.5	12.4	15.4	13.1	16.7	16.4	14.9	13.0	14.4	13.8	TRANSPORT AND COMMUNICATIONS	VI
VII	LOISIRS, CULTURE, ENSEIGNEMENT	8.4	7.6	8.1	8.2	8.2	6.0	7.7	8.1	9.2	6.3	7.0	4.1	RECREATION AND EDUCATION	VII
VIII	AUTRES BIENS ET SERVICES	14.4	12.6	15.9	8.4	11.8	8.3	14.0	18.7	7.6	10.8	8.5	9.9	OTHER GOODS AND SERVICES	VIII
	INDICE GENERAL	100.0	100.0	100.0	100.0	100.0	100.0	100.0	100.0	100.0	100.0	100.0	100.0	GENERAL INDEX	
	ANNEE DE REFERENCE	1980	1987	1985	1985	1978/79	1987	1987	1981	1981	1982	1983	1983	REFERENCE YEAR	

* Loyers compris à partir de juillet 1987.
° Loyers compris mais pas publiés.

* Rents included from July 1987.
° Rents included but not published.

A

CONSUMER PRICES
GENERAL INDEXPRIX A LA CONSOMMATION
INDICE GENERAL

	EUR12	BR DEUTSCH LAND	FRANCE	ITALIA	NEDER- LAND	BELGIQUE BELGIE	LUXEM- BOURG	UNITED KINGDOM	IRELAND	DANMARK	ELLAS	ESPAÑA	PORTU- GAL	USA	CANADA	JAPAN
	PRICE INDICES								INDICES DE PRIX							
	1980 = 100															
1985 Ø	153.6	121.0	158.0	190.3	122.3	140.5	142.3	141.5	178.4	146.4	255.7	176.3	284.2	130.5	143.1	114.6
1986 Ø	159.1	120.7	162.2	201.4	122.7	142.3	142.7	146.3	185.2	151.7	314.6	191.8	317.3	133.0	148.9	115.3
1987 Ø	164.3	121.0	167.3	211.0	122.5	144.5	142.7	152.4	191.0	157.8	366.1	201.9	347.1	137.9	155.5	115.4
1988 Ø	170.2	122.4	171.8	221.7	123.6	146.3	144.7	159.9	195.1	165.0	415.7	211.7	380.5	143.5	161.9	116.2
1986 J	157.4	121.6	160.4	197.9	122.4	142.0	144.2	144.0		147.5	295.6	188.4	305.2	133.1	146.3	115.4
1986 F	157.5	121.3	160.0	198.7	122.6	142.1	143.6	144.5	183.3	147.4	293.5	189.3	309.2	132.7	146.9	115.3
1986 M	157.8	121.0	160.4	199.6	122.7	141.9	142.9	144.7		148.0	302.8	190.1	312.7	132.1	147.2	115.2
1986 A	158.5	120.9	161.0	200.0	123.2	142.4	142.7	146.1		151.8	307.3	190.5	316.8	131.8	147.5	115.5
1986 M	158.8	120.9	161.4	201.0	123.2	142.0	142.7	146.4	185.5	152.9	309.0	191.0	315.3	132.2	148.1	115.9
1986 J	159.1	121.1	161.9	201.3	122.7	142.2	142.6	146.3		152.7	314.3	192.7	316.2	132.9	148.4	115.3
1986 J	159.0	120.5	162.1	201.3	121.6	142.2	142.3	145.9		151.7	312.6	194.7	316.1	132.9	149.5	115.0
1986 A	159.2	120.2	162.3	201.9	121.8	142.3	141.9	146.3	185.8	152.5	312.5	195.3	319.2	133.1	149.9	114.7
1986 S	159.9	120.4	162.9	202.5	122.3	142.8	142.3	147.1		153.7	324.4	197.3	320.5	133.8	149.9	115.3
1986 O	160.3	120.0	163.3	203.4	123.2	142.7	142.5	147.3		154.0	332.6	198.1	322.7	133.9	150.7	115.4
1986 N	160.6	119.9	163.5	204.4	123.3	142.6	142.5	148.5	186.2	154.4	334.9	197.6	325.5	134.0	151.5	114.8
1986 D	161.0	120.1	163.7	205.1	123.0	142.7	142.4	149.0		154.3	337.8	198.5	331.2	134.1	151.7	114.6
1987 J	161.9	120.6	165.2	206.3	121.3	143.3	142.6	149.6		154.6	341.5	199.9	335.1	135.0	152.1	114.1
1987 F	162.3	120.7	165.5	207.4	121.6	143.6	142.8	150.2	189.6	154.5	342.7	200.7	338.6	135.4	152.8	114.1
1987 M	162.8	120.7	165.7	208.0	121.9	143.7	142.8	150.5		155.9	353.6	201.9	343.2	136.1	153.4	114.6
1987 A	163.7	121.0	166.6	208.8	122.3	144.4	142.4	152.3		156.5	361.6	202.4	345.0	136.8	154.1	115.6
1987 M	164.0	121.1	166.9	209.7	122.4	144.4	142.3	152.4	190.7	158.0	363.8	202.2	345.2	137.3	155.0	115.9
1987 J	164.2	121.3	167.2	210.5	122.2	144.6	142.1	152.4		157.9	371.0	202.2	344.3	137.8	155.5	115.7
1987 J	164.5	121.3	167.6	210.9	122.1	145.1	142.1	152.3		157.9	365.5	204.3	345.4	138.1	156.6	115.1
1987 A	164.8	121.2	168.0	211.6	122.4	145.6	142.6	152.7	191.8	158.4	363.8	204.2	349.3	138.8	156.7	115.2
1987 S	165.2	120.9	168.1	212.9	123.0	145.3	142.7	153.2		159.3	371.9	206.1	350.2	139.6	156.7	116.2
1987 O	166.0	121.1	168.5	214.7	123.6	145.1	142.8	153.9		160.0	383.5	207.3	354.2	139.9	157.3	116.2
1987 N	166.3	121.1	168.7	215.4	123.5	144.7	143.1	154.7	191.9	160.5	386.1	206.8	355.7	140.1	157.9	115.6
1987 D	166.5	121.3	168.8	215.8	123.2	144.7	143.3	154.5		160.6	390.9	207.6	360.7	140.1	158.0	115.5
1988 J	166.8	121.5	169.1	216.9	122.2	144.6	143.5	154.5		161.3	390.3	208.9	363.6	140.4	158.4	115.1
1988 F	167.3	121.8	169.4	217.9	122.4	145.0	143.6	155.1	193.3	162.6	388.5	209.5	368.8	140.8	158.9	114.9
1988 M	168.0	121.9	169.9	218.8	123.0	145.1	143.9	155.7		163.2	400.3	211.0	371.4	141.4	159.7	115.4
1988 A	168.9	122.2	170.7	219.4	123.4	145.7	143.8	158.3		163.8	408.4	210.2	372.7	142.1	160.3	116.0
1988 M	169.3	122.4	171.1	220.2	123.5	145.9	144.0	158.9	194.3	165.2	409.4	210.1	374.0	142.6	161.3	116.1
1988 J	169.8	122.6	171.6	220.9	123.4	146.1	144.3	159.5		165.1	414.7	211.0	375.8	143.2	161.5	115.9
1988 J	170.2	122.5	172.2	221.3	123.5	146.6	144.9	159.6		164.4	413.7	213.7	378.9	143.8	162.5	115.7
1988 A	171.0	122.6	172.7	222.3	123.9	146.9	145.1	161.4	195.9	165.5	414.7	215.7	384.3	144.4	163.0	116.0
1988 S	171.7	122.6	173.1	223.4	124.3	147.1	145.3	162.2		166.4	427.1	217.8	388.5	145.4	163.1	116.9
1988 O	172.5	122.7	173.5	224.9	124.4	147.1	145.6	163.8		166.7	437.6	218.1	392.0	145.9	163.9	117.5
1988 N	173.1	123.0	173.7	226.5	124.5	147.0	146.0	164.6	197.1	167.9	440.6	218.0	397.9	146.0	164.3	117.0
1988 D	173.7	123.3	174.0	227.4	124.4	147.5	146.0	165.0		167.9	445.6	219.7	402.7	146.3	164.3	116.6

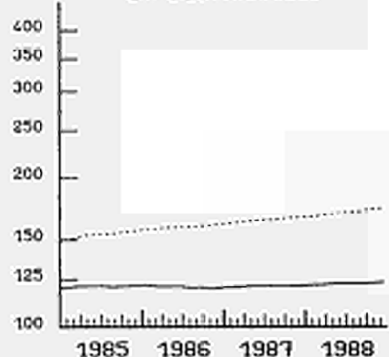
VERBRAUCHERPREISE
GESAMTINDEX

CONSUMER PRICES
GENERAL INDEX

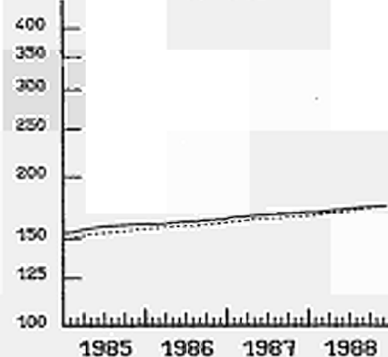
PRIX A LA CONSOMMATION
INDICE GENERAL

1980 = 100

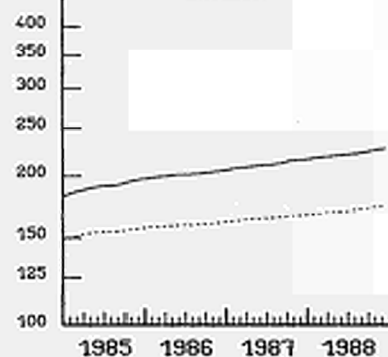
BR DEUTSCHLAND



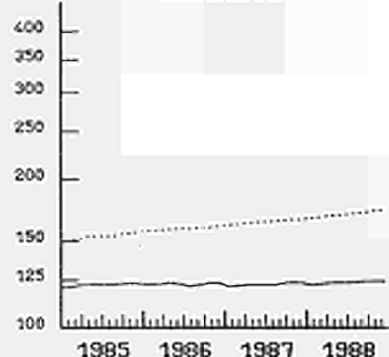
FRANCE



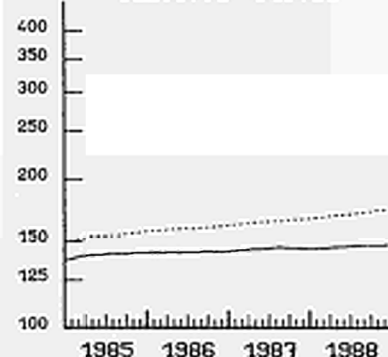
ITALIA



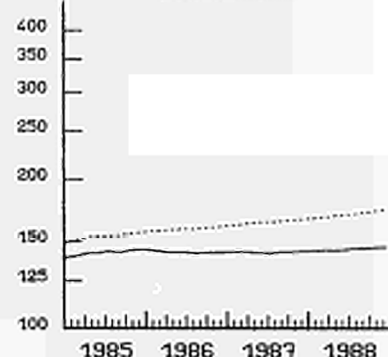
NEDERLAND



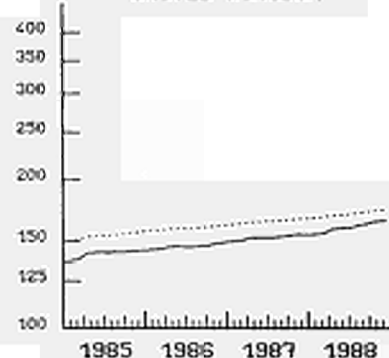
BELGIQUE BELGIE



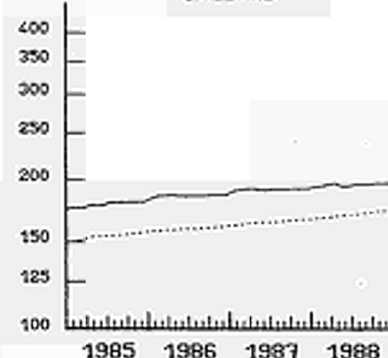
LUXEMBOURG



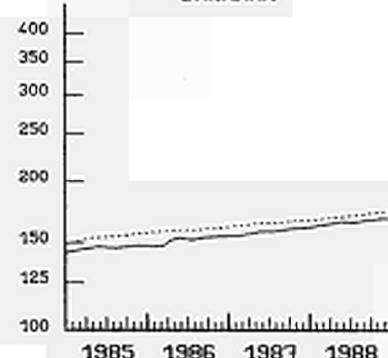
UNITED KINGDOM



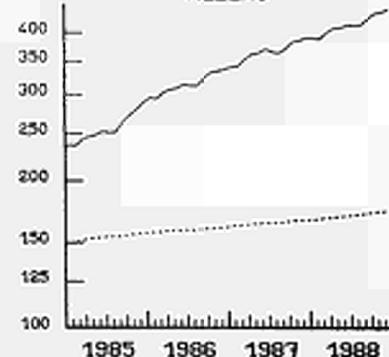
IRELAND



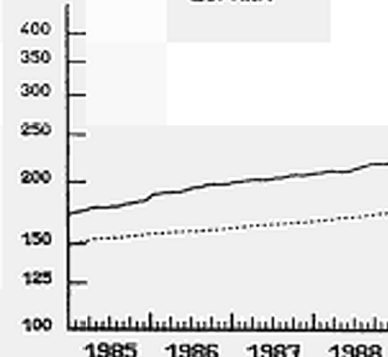
DANMARK



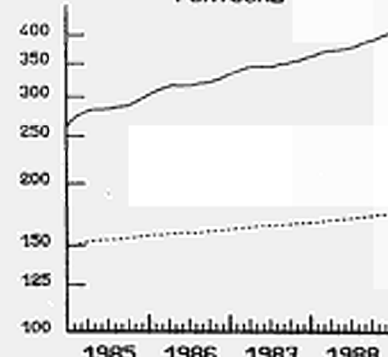
HELLAS



ESPAÑA



PORTUGAL



EINFACH-LOGARITHISCHE SKALA

..... EUR 12
SEMI-LOGARITHMIC SCALE

ECHELLE SEMI-LOGARITHMIQUE

B

CONSUMER PRICES

FOOD(EXCL. DRINKS AND MEALS OUT)

PRIX A LA CONSOMMATION

PRODUITS ALIMENTAIRES(SANS BOISSONS ET REPAS A L'EXTERIEUR)

	EUR12	BR DEUTSCH LAND	FRANCE	ITALIA	NEDER- LAND	BELGIQUE BELGIE	LUXEM- BOURG	UNITED KINGDOM	IRELAND	DANMARK	ELLAS	ESPANA	PORTU- GAL	USA
	PRICE INDICES				1980 = 100				INDICES DE PRIX					
1985 Ø	156.4	114.4	159.1	177.5	115.9	139.2	143.7	131.4	155.8	147.8	262.7	179.3	293.8	121.6
1986 Ø	163.3	113.8	164.4	187.1	114.6	141.7	146.9	135.7	162.6	150.8	316.1	197.9	318.1	125.6
1987 Ø	167.3	113.2	167.2	193.9	112.4	141.2	144.3	139.9	166.9	152.1	356.0	207.5	346.2	130.6
1988 Ø	177.9	113.1	170.1	200.6	112.4	140.8	145.8	144.7	171.2	157.6	395.6	214.5	373.8	136.5
1986 J	161.0	114.0	161.5	184.3	115.3	139.7	145.9	133.3		149.0	297.6	193.1	308.6	124.0
1986 F	161.6	114.8	161.7	185.2	115.8	140.6	145.9	134.3	160.3	149.0	300.1	192.6	313.2	123.8
1986 M	161.9	114.5	162.0	185.6	115.7	141.6	146.1	134.9		150.0	305.2	192.0	316.5	124.1
1986 A	162.4	115.1	162.0	185.6	115.7	142.5	146.7	135.8		150.0	312.9	190.9	322.3	124.1
1986 M	162.8	115.4	162.1	186.7	115.5	142.1	146.8	136.7	162.9	151.0	312.6	191.2	318.4	124.5
1986 J	163.6	115.8	162.4	187.4	114.7	142.0	145.1	137.3		151.0	316.5	195.0	318.7	124.5
1986 J	163.6	114.9	163.1	187.2	114.3	142.0	147.5	135.8		151.0	313.2	199.6	317.7	125.7
1986 A	163.6	113.0	163.9	187.2	113.5	142.5	148.6	136.3	163.8	152.0	316.0	200.7	322.5	126.7
1986 S	164.5	112.6	164.7	188.1	113.5	142.6	148.6	136.1		152.0	325.8	205.4	322.1	126.9
1986 O	164.6	112.1	165.0	188.8	114.0	142.4	147.5	135.9		152.0	329.4	205.7	321.1	127.1
1986 N	164.4	111.7	165.0	189.5	113.7	141.5	147.2	135.8	163.3	151.0	330.2	203.5	323.7	127.5
1986 D	165.1	112.1	165.3	190.0	113.3	140.8	147.1	136.7		151.0	333.5	205.0	331.6	127.7
1987 J	166.1	112.6	166.0	191.1	112.7	140.5	147.0	138.4		151.0	340.1	207.2	334.7	129.2
1987 F	166.5	113.7	166.3	191.6	112.5	140.4	145.9	139.4	165.7	150.0	342.5	205.6	340.1	129.8
1987 M	167.1	113.4	166.5	192.2	112.2	140.8	145.5	139.4		150.0	356.0	207.6	346.6	129.4
1987 A	167.5	114.5	166.7	192.7	111.9	140.9	144.8	140.6		151.0	360.3	206.2	347.2	129.9
1987 M	167.6	115.3	166.7	193.6	111.6	140.4	143.9	141.4	166.8	152.0	360.9	203.7	345.6	130.7
1987 J	167.4	114.9	166.6	194.3	111.5	142.0	143.2	140.6		151.0	367.4	202.8	342.4	131.4
1987 J	167.1	114.3	166.7	193.8	111.4	142.2	143.5	139.0		152.0	346.9	207.6	342.4	130.8
1987 A	166.8	112.7	166.8	193.8	112.1	141.8	143.8	139.4	167.7	153.0	351.2	206.4	349.3	130.8
1987 S	167.4	112.0	166.8	195.0	115.1	141.8	144.0	139.0		153.0	355.7	210.9	348.9	131.2
1987 O	167.7	111.4	167.1	196.1	112.9	142.1	143.6	139.9		154.0	357.6	212.5	350.6	131.2
1987 N	167.6	111.5	167.4	196.4	112.8	140.7	143.8	140.6	167.6	154.0	362.2	209.3	349.6	130.8
1987 D	168.3	112.1	167.7	196.6	112.7	140.2	143.3	141.7		154.0	370.5	210.5	357.4	131.6
1988 J	169.8	112.8	167.9	197.3	112.5	140.0	145.3	142.4		155.0	371.6	211.4	358.9	133.1
1988 F	171.1	113.5	168.2	197.5	112.1	140.3	144.8	143.3	168.9	156.0	375.4	209.4	363.9	132.9
1988 M	172.7	113.1	168.4	198.0	112.0	140.7	145.4	143.8		157.0	381.7	211.6	367.1	132.9
1988 A	173.9	114.0	168.6	198.4	112.2	141.0	145.4	144.6		157.0	391.5	207.5	366.5	133.7
1988 M	174.8	114.1	168.5	198.7	112.0	142.5	145.2	145.0	169.9	156.0	389.0	206.0	364.7	134.3
1988 J	176.3	114.9	168.9	200.3	111.9	140.1	145.1	145.1		156.0	385.7	206.2	366.6	135.1
1988 J	177.7	113.6	169.2	200.5	111.6	140.0	146.4	143.9		157.0	384.1	213.2	371.4	136.9
1988 A	179.9	112.4	169.8	200.9	112.0	140.3	146.1	144.5	171.8	158.0	402.4	219.0	379.4	137.8
1988 S	182.2	111.8	170.5	202.8	112.5	140.6	145.7	145.0		159.0	409.9	224.0	383.4	140.3
1988 O	183.6	112.0	171.2	203.7	113.0	141.3	146.1	145.2		160.0	412.8	222.3	384.1	140.4
1988 N	185.0	112.1	171.7	204.1	113.2	141.5	146.9	146.3	174.1	160.0	418.3	220.0	386.8	140.3
1988 D	187.3	112.5	172.3	205.1	113.4	141.9	147.0	147.4		160.0	424.7	223.5	392.5	140.8

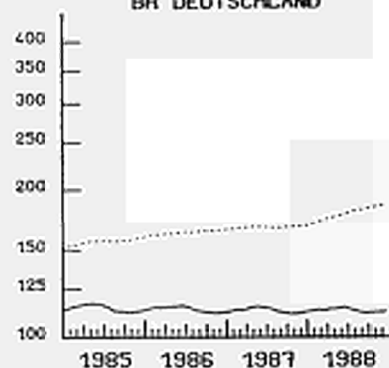
VERBRAUCHERPREISE
NAHRUNGSMITTEL

CONSUMER PRICES
FOOD

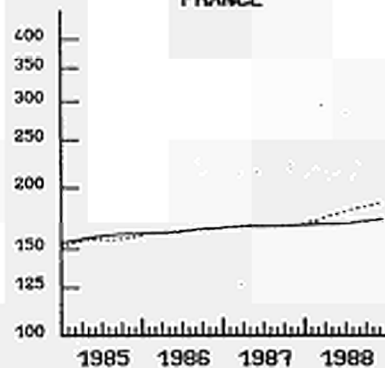
PRIX A LA CONSOMMATION
PRODUITS ALIMENTAIRES

1980 = 100

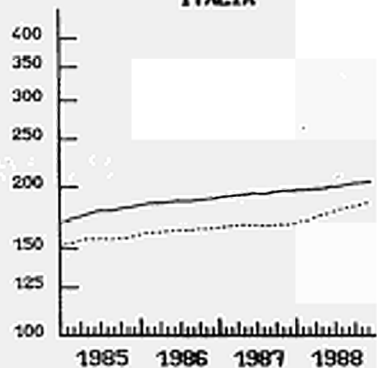
BR DEUTSCHLAND



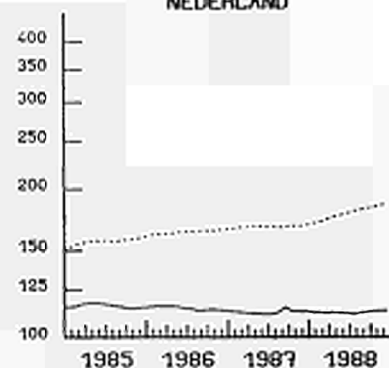
FRANCE



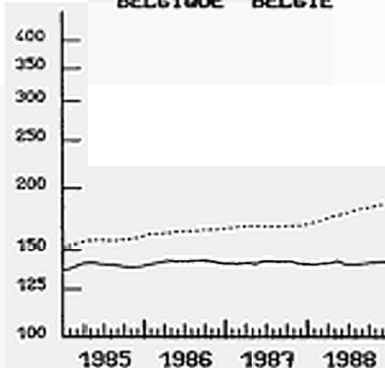
ITALIA



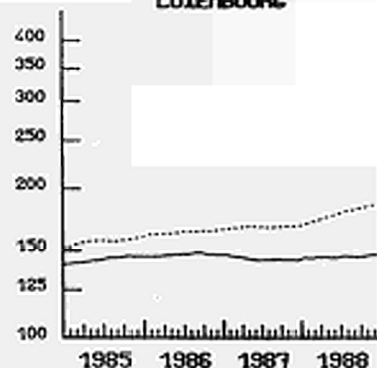
NEDERLAND



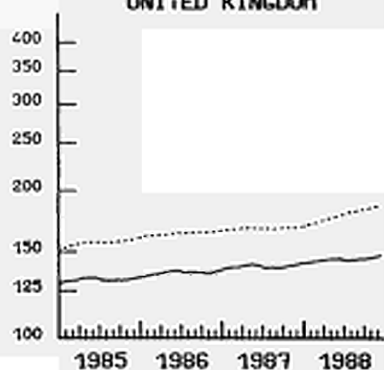
BELGIE BELGIE



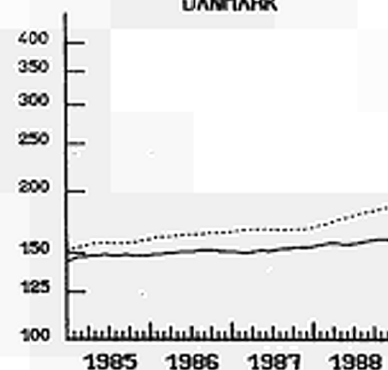
LUXEMBOURG



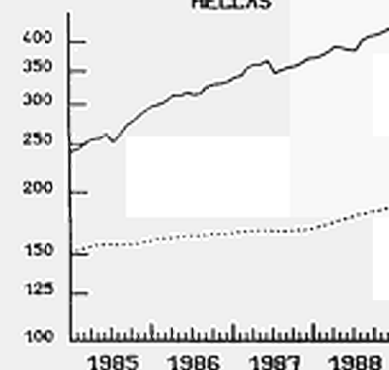
UNITED KINGDOM



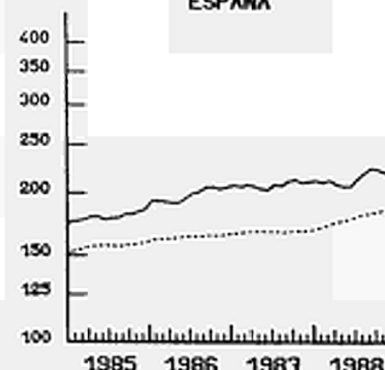
DANMARK



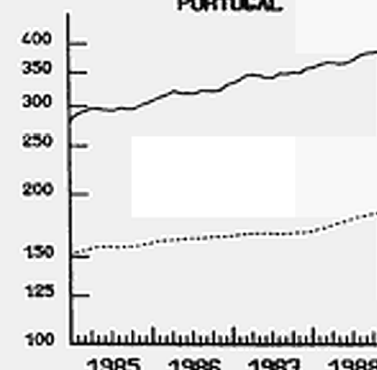
HELLAS



ESPAÑA



PORTUGAL



EINFACH-LOGARITHMISCHE SKALA

..... EUR 12
SERI-LOGARITHMIC SCALE

ECHELLE SERI-LOGARITHMIQUE

CONSUMER PRICES
BREAD AND CEREALS

PRIX A LA CONSOMMATION
PAIN ET CEREALES

	EUR12	BR DEUTSCH LAND	FRANCE	ITALIA	NEDER- LAND	BELGIQUE BELGIE	LUXEM- BOURG	UNITED KINGDOM	IRELAND	DANMARK	ELLAS	ESPANA	PORTU- GAL	USA
	PRICE INDICES				1980 = 100				INDICES DE PRIX					
1985 Ø	161.9	117.6	160.4	185.3	118.4	135.0	140.9	130.0	159.6	150.4	254.1	192.5	344.8	128.6
1986 Ø	172.3	119.0	167.0	198.6	119.8	139.3	147.1	137.0	173.9	155.5	314.1	208.8	386.8	132.2
1987 Ø	178.7	120.2	171.9	206.7	120.7	142.8	149.8	141.8	182.2	165.3	356.1	208.5	430.7	136.8
1988 Ø	186.8	121.8	178.0	215.4	121.2	144.3	158.1	151.1	186.4	177.8	394.0	226.5	440.1	145.5
1986 J	170.9	118.3	164.0	195.3	118.9	137.3	145.6	134.5		153.0	285.2	221.8	382.4	130.7
1986 F	172.0	118.6	165.0	196.4	118.9	137.8	145.9	135.3	167.8	154.0	299.8	223.3	382.8	130.9
1986 M	172.6	118.7	165.8	197.5	119.4	138.2	146.1	135.7		154.0	304.1	224.1	383.3	130.9
1986 A	172.6	118.9	166.2	195.4	119.5	138.3	145.9	136.0		155.0	306.7	224.4	382.9	130.9
1986 M	173.1	118.9	166.3	197.1	119.4	138.8	146.2	136.4	175.6	155.0	307.7	224.6	382.9	131.4
1986 J	173.6	119.0	166.5	198.4	119.6	139.3	146.0	137.0		155.0	308.8	224.9	383.5	132.3
1986 J	171.4	119.0	166.9	199.1	119.6	139.5	146.1	137.7		156.0	311.4	199.5	384.1	132.4
1986 A	170.5	119.2	167.9	199.5	119.6	139.8	148.2	137.5	176.3	156.0	323.1	186.8	383.8	133.2
1986 S	173.4	119.3	168.6	200.1	119.6	140.0	148.7	137.9		156.0	327.7	209.9	384.3	133.3
1986 O	171.6	119.4	168.8	200.8	120.9	140.8	148.6	138.3		157.0	330.8	188.5	384.5	133.3
1986 N	171.8	119.6	168.9	201.4	120.9	140.8	148.8	138.5	175.8	157.0	331.3	189.0	384.0	133.3
1986 D	173.7	119.6	169.0	201.7	120.9	140.9	148.7	139.3		158.0	332.4	189.3	423.4	133.7
1987 J	175.1	119.7	169.5	202.7	120.8	141.0	148.7	139.9		158.0	332.2	196.8	428.2	134.5
1987 F	175.6	119.8	169.9	203.4	120.8	141.1	148.4	140.3	179.4	159.0	335.6	197.6	428.7	135.0
1987 M	176.2	119.8	170.4	204.2	120.8	141.0	148.8	140.3		160.0	348.0	198.4	428.8	135.1
1987 A	176.6	120.0	170.7	204.5	120.5	141.0	148.7	140.9		163.0	351.1	198.6	428.5	136.2
1987 M	177.0	120.0	171.3	205.1	120.3	143.3	148.7	141.2	182.8	164.0	351.7	198.8	429.2	136.5
1987 J	177.6	120.1	172.0	206.4	120.4	143.4	148.7	141.6		166.0	353.2	199.1	430.6	136.7
1987 J	177.8	120.2	172.1	207.1	120.6	143.4	149.0	141.3		166.0	354.7	199.5	429.2	137.2
1987 A	180.5	120.3	172.4	207.9	120.6	143.6	149.2	141.3	182.5	167.0	355.4	221.3	432.8	137.4
1987 S	181.2	120.6	173.0	208.8	121.0	143.8	149.5	141.0		168.0	371.2	222.2	433.1	137.5
1987 O	181.8	120.7	173.3	209.9	120.9	144.0	149.6	141.9		170.0	372.0	222.8	432.9	137.7
1987 N	182.6	120.8	173.8	210.3	120.9	144.1	149.9	145.1	184.2	171.0	373.4	223.1	432.4	138.4
1987 D	183.1	120.8	174.4	210.5	120.8	144.2	158.3	146.5		171.0	374.5	223.4	433.5	139.2
1988 J	184.0	121.0	175.5	211.6	120.9	144.3	158.6	147.2		172.0	374.2	225.0	437.4	140.7
1988 F	184.8	121.2	176.4	212.5	120.9	144.3	158.1	148.4	185.5	174.0	376.4	225.2	438.4	141.4
1988 M	185.3	121.4	176.8	213.3	121.0	144.4	158.0	148.7		176.0	378.8	226.7	438.3	141.7
1988 A	185.6	121.4	177.1	213.6	121.1	144.5	158.1	149.3		176.0	381.7	226.9	436.5	142.7
1988 M	186.1	121.5	177.2	214.2	121.3	144.4	158.2	150.4	186.1	177.0	385.1	227.3	436.6	143.3
1988 J	186.2	121.6	177.4	214.7	121.3	139.4	158.0	151.0		177.0	386.1	227.7	435.9	143.9
1988 J	187.1	121.8	177.7	216.2	121.2	144.7	158.0	151.6		177.0	388.4	228.0	439.3	145.5
1988 A	187.8	122.0	178.3	216.4	121.4	144.8	157.9	152.1	186.6	179.0	405.3	228.3	440.6	147.7
1988 S	184.2	122.1	179.2	217.0	121.5	144.9	157.8	152.7		180.0	409.9	187.8	443.9	148.6
1988 O	190.0	122.2	179.7	218.3	121.3	145.1	158.2	153.1		181.0	411.4	237.9	444.8	149.6
1988 N	190.3	122.4	180.1	218.6	121.3	145.1	158.4	153.3	187.4	182.0	414.5	238.3	444.2	150.0
1988 D	190.9	122.5	180.4	219.0	121.2	145.2	158.4	155.1		182.0	416.2	238.4	445.7	150.8

CONSUMER PRICES

MEAT (1)

PRIX A LA CONSOMMATION

VIANDES (1)

	EUR12	BR DEUTSCH LAND	FRANCE	ITALIA	NEDER- LAND	BELGIQUE BELGIE	LUXEM- BOURG	UNITED KINGDOM	IRELAND	DANMARK	ELLAS	ESPANA	PORTU- GAL	USA	
	PRICE INDICES								INDICES DE PRIX						
	1980 = 100														
1985 Ø	154.3	112.5	152.6	170.9	114.2	127.2	143.7	125.7	148.3	145.8	272.8	184.8	268.7	106.7	
1986 Ø	161.1	110.9	155.9	180.1	113.9	129.7	146.5	127.5	149.7	146.4	314.6	203.8	287.7	110.6	
1987 Ø	164.4	108.1	159.2	186.2	112.7	135.8	144.9	130.3	150.9	146.6	347.0	201.0	308.4	116.8	
1988 Ø	168.9	106.8	162.7	191.2	113.7	129.9	146.1	133.1	157.5	150.7	392.2	207.0	327.7	120.9	
1986 J	160.1	112.1	155.0	176.5	114.8	129.0	145.7	126.2		147.0	305.9	209.3	272.4	109.1	
1986 F	160.5	111.9	155.1	177.4	114.3	129.3	146.1	126.1	149.2	147.0	300.1	210.7	279.5	107.9	
1986 M	160.6	111.7	155.2	178.1	113.9	129.5	146.7	126.5		146.0	302.1	209.1	282.6	107.6	
1986 A	160.6	111.3	154.9	178.8	113.5	129.7	146.7	127.4		146.0	302.7	206.2	289.0	106.2	
1986 M	161.0	111.0	155.0	179.3	113.5	129.7	146.7	128.2	151.0	146.0	305.1	206.6	291.3	105.9	
1986 J	161.3	110.8	155.4	179.6	113.9	129.8	146.8	128.7		147.0	315.5	205.7	289.9	106.5	
1986 J	160.2	110.7	155.9	180.1	114.3	129.8	146.8	127.9		146.0	318.6	194.1	292.7	110.5	
1986 A	160.8	110.6	156.3	180.6	113.9	129.7	146.8	127.8	150.1	147.0	320.0	198.6	286.6	113.7	
1986 S	161.6	110.6	157.0	181.8	113.8	129.8	146.7	127.5		147.0	321.9	202.2	283.8	114.4	
1986 O	161.8	110.4	157.1	182.5	113.9	129.9	146.6	127.2		147.0	325.8	200.8	289.0	114.5	
1986 N	161.9	110.2	156.8	183.2	113.8	129.9	146.2	127.5	148.5	146.0	327.7	199.4	295.6	115.1	
1986 D	162.8	109.9	157.2	183.9	113.6	129.9	146.4	128.7		145.0	329.5	203.2	299.6	115.5	
1987 J	164.0	109.5	158.4	184.7	113.6	149.3	146.5	128.9		146.0	325.7	203.5	301.6	116.2	
1987 F	163.4	108.9	158.6	185.3	113.3	149.5	146.4	128.9	149.8	145.0	327.5	196.7	304.3	115.1	
1987 M	163.6	108.7	158.4	185.3	112.8	148.4	146.5	128.5		145.0	334.2	198.2	306.8	115.2	
1987 A	164.0	108.4	158.6	185.6	112.5	146.3	146.0	130.8		145.0	339.1	197.0	308.7	114.9	
1987 M	163.1	108.2	158.8	185.8	112.6	129.6	144.1	131.5	150.7	147.0	340.9	194.2	303.2	115.9	
1987 J	163.0	108.1	159.1	185.6	112.4	129.5	143.9	131.2		146.0	345.9	193.3	302.3	116.8	
1987 J	163.7	108.0	159.2	185.6	112.6	129.4	144.1	130.7		147.0	350.8	197.8	303.3	117.8	
1987 A	164.3	107.7	159.4	185.8	112.7	129.5	144.1	130.4	151.2	147.0	355.3	200.0	310.3	118.3	
1987 S	165.5	107.6	159.5	187.0	112.5	129.4	144.3	130.6		147.0	360.4	205.5	314.2	119.2	
1987 O	166.1	107.5	159.9	187.6	112.7	129.5	144.3	130.2		148.0	360.0	209.0	315.9	118.5	
1987 N	166.2	107.4	160.0	188.0	112.5	129.5	144.3	130.7	151.8	148.0	361.4	209.1	312.0	117.6	
1987 D	166.5	107.4	160.5	188.3	112.2	129.6	144.6	131.6		148.0	362.9	207.7	318.8	116.7	
1988 J	166.3	107.3	161.6	188.7	112.2	129.7	144.5	131.3		148.0	369.5	203.5	311.4	117.4	
1988 F	166.0	107.2	160.7	188.8	112.1	129.7	144.6	130.6	153.7	149.0	372.3	200.8	317.3	117.0	
1988 M	166.3	106.9	161.0	188.8	112.0	129.7	145.9	131.3		149.0	371.1	202.1	319.9	117.6	
1988 A	166.3	106.8	161.2	190.6	111.8	129.8	145.9	131.5		150.0	373.7	198.6	317.0	117.9	
1988 M	165.9	106.7	161.2	189.7	111.9	129.8	146.2	132.7	156.6	150.0	370.3	197.1	311.6	118.6	
1988 J	167.1	106.7	161.9	190.2	112.0	130.0	146.2	133.7		151.0	375.3	199.5	327.1	121.2	
1988 J	168.1	106.6	162.3	190.4	112.1	129.9	146.7	133.1		150.0	381.9	204.0	332.8	123.2	
1988 A	170.2	106.6	163.1	191.0	112.3	129.9	146.6	133.7	158.6	152.0	401.8	212.5	339.1	124.1	
1988 S	171.9	106.6	163.8	192.6	121.0	130.0	146.6	134.2		152.0	412.7	216.9	340.6	124.2	
1988 O	172.5	106.7	164.6	193.6	122.2	130.2	146.7	133.6		152.0	424.2	217.0	333.8	123.5	
1988 N	172.7	106.7	165.1	194.1	112.0	130.3	146.7	135.4	161.3	153.0	428.4	215.8	335.4	123.1	
1988 D	173.7	106.9	165.9	195.9	112.3	130.5	146.9	135.9		152.0	425.5	216.5	346.2	122.8	

1) INCLUDING FROZEN, CANNED
AND MEAT PRODUCTS.

1) Y COMPRIS VIANDE SURGEEE,
EN CONSERVE ET PRODUITS DE VIANDE.

CONSUMER PRICES

DAIRY PRODUCTS, EGGS, OILS AND FATS

PRIX A LA CONSOMMATION

PRODUITS LAITIERS, OEUFS, HUILES, GRAISSES

	EUR12	BR DEUTSCH LAND	FRANCE	ITALIA	NEDER- LAND	BELGIQUE BELGIE	LUXEM- BOURG	UNITED KINGDOM	IRELAND	DANMARK	ELLAS	ESPANA	PORTU- GAL	USA	
	PRICE INDICES				1980 = 100				INDICES DE PRIX						
1985 Ø	157.4	113.1	156.3	183.7	113.4	142.2	133.2	133.4	160.7	158.4	216.3	183.7	380.5	112.5	
1986 Ø	163.2	111.2	158.5	193.5	111.0	142.7	137.9	136.8	172.0	156.1	258.7	196.7	402.6	113.7	
1987 Ø	165.5	109.3	158.9	197.6	109.9	141.6	140.5	141.0	184.5	157.6	283.5	200.5	393.3	180.8	
1988 Ø	170.7	109.2	161.0	203.4	111.8	143.2	140.8	147.8	191.2	163.3	309.2	205.4	453.7	185.7	
1986 J	163.0	112.8	158.9	190.5	112.5	143.4	136.0	135.6		158.0	246.1	201.4	407.1	114.4	
1986 F	163.6	112.7	159.3	191.3	112.5	143.5	135.5	137.3	166.4	158.0	249.8	201.6	408.2	113.4	
1986 M	164.0	112.6	159.4	192.0	112.0	143.7	135.6	137.9		157.0	251.1	203.1	408.1	113.9	
1986 A	164.2	112.2	158.8	192.9	111.8	143.3	136.5	137.8		157.0	253.8	203.5	405.4	113.6	
1986 M	163.6	111.8	158.1	193.5	111.1	142.5	135.7	137.3	173.3	156.0	255.7	200.9	396.6	113.3	
1986 J	163.3	111.1	157.5	193.6	110.7	142.1	138.5	137.0		156.0	258.9	200.0	397.1	113.1	
1986 J	161.9	110.6	158.0	193.8	110.3	142.0	139.0	136.8		155.0	262.6	186.8	396.9	112.9	
1986 A	162.2	110.3	158.4	194.0	110.2	142.0	139.3	136.8	173.4	156.0	263.5	188.9	397.7	112.4	
1986 S	162.7	110.1	158.5	194.6	110.4	142.2	139.1	136.7		155.0	265.0	191.3	401.3	112.9	
1986 O	162.9	110.2	158.4	195.0	110.1	142.5	139.6	136.1		155.0	267.0	192.7	397.3	113.8	
1986 N	163.0	110.0	158.2	195.5	110.3	142.4	139.7	136.2	174.9	155.0	264.4	193.6	399.5	114.8	
1986 D	163.8	110.2	158.2	195.9	110.2	142.5	140.5	136.6		155.0	266.0	196.8	416.6	116.3	
1987 J	164.3	109.9	158.4	196.2	110.3	142.2	141.0	139.4		155.0	263.3	196.8	416.7	180.0	
1987 F	164.7	110.0	158.6	196.3	110.9	142.1	140.6	139.7	181.9	156.0	267.0	197.9	418.2	180.5	
1987 M	165.9	110.1	159.3	196.6	110.9	142.1	140.9	139.8		156.0	281.9	201.9	418.8	180.3	
1987 A	166.7	110.4	159.5	196.9	111.4	142.6	141.4	140.5		156.0	281.0	207.1	416.4	179.9	
1987 M	166.4	109.9	159.1	197.3	109.8	141.8	141.7	140.0	183.4	158.0	284.5	205.1	417.4	180.6	
1987 J	165.5	109.0	158.8	197.2	109.2	140.9	139.5	140.1		158.0	284.9	200.4	415.9	180.1	
1987 J	165.6	108.7	158.9	197.4	109.0	140.9	139.7	139.8		159.0	285.4	200.7	416.6	180.0	
1987 A	165.9	108.5	158.9	197.7	108.7	141.1	139.2	139.8	184.8	159.0	298.7	199.4	418.6	180.5	
1987 S	165.7	108.5	158.7	198.2	108.9	141.1	140.6	140.5		159.0	286.3	199.5	417.8	181.4	
1987 O	166.4	108.5	159.0	198.8	109.3	141.3	140.3	142.9		160.0	287.6	200.4	418.5	182.0	
1987 N	161.6	108.7	159.0	199.2	110.2	141.6	140.6	144.3	188.1	157.0	289.0	196.6	422.3	182.1	
1987 D	167.1	108.9	158.9	199.7	110.8	141.8	140.6	144.7		158.0	291.9	199.7	422.3	181.8	
1988 J	168.4	109.1	159.2	200.0	111.1	141.9	141.4	145.4		157.0	289.7	200.4	489.3	183.0	
1988 F	167.7	109.0	159.3	200.5	110.8	142.1	140.3	145.7	188.9	160.0	293.2	199.8	431.1	183.1	
1988 M	168.3	109.1	159.9	201.0	110.7	142.4	140.2	145.8		160.0	301.1	200.2	431.5	183.2	
1988 A	168.6	109.1	160.0	201.6	110.7	142.4	140.0	146.8		160.0	303.0	199.6	430.9	183.1	
1988 M	168.5	108.9	159.8	202.2	110.0	142.1	139.0	146.6	189.1	163.0	303.6	198.2	432.9	183.8	
1988 J	168.4	108.6	159.8	202.6	109.8	141.9	138.4	146.1		163.0	304.7	197.8	432.1	183.6	
1988 J	169.0	108.7	160.4	202.9	110.3	141.9	139.3	146.2		164.0	305.7	198.3	442.0	184.5	
1988 A	170.2	108.7	161.1	203.3	111.3	142.0	139.3	148.6	192.3	165.0	313.6	200.5	449.1	186.0	
1988 S	172.6	109.0	161.8	204.7	113.1	143.4	139.6	149.4		165.0	318.4	212.0	459.5	187.3	
1988 O	174.3	109.6	162.9	205.8	113.6	145.3	141.3	150.2		166.0	321.1	218.0	473.3	189.0	
1988 N	175.6	110.2	163.7	207.2	115.1	145.9	145.4	151.3	194.6	168.0	324.4	219.1	482.3	190.0	
1988 D	176.8	110.8	164.2	208.7	115.3	147.0	145.6	151.7		168.0	331.4	221.4	490.3	191.6	

B4

CONSUMER PRICES

FRUITS, VEGETABLES, POTATOES

PRIX A LA CONSOMMATION

FRUITS, LEGUMES, POMMES DE TERRE

	EUR12	BR DEUTSCH LAND	FRANCE	ITALIA	NEDER- LAND	BELGIQUE BELGIE	LUXEM- BOURG	UNITED KINGDOM	IRELAND	DANMARK	ELLAS	ESPANA	PORTU- GAL	USA	
	PRICE INDICES								INDICES DE PRIX						
	1980 = 100														
1985 Ø	166.5	112.1	174.6	179.4	117.4	155.2	146.1	140.1	153.2	139.8	243.3	181.5	268.6	132.0	
1986 Ø	172.7	110.7	173.9	183.5	110.3	148.0	144.6	146.6	159.9	139.9	281.9	204.8	289.0	133.2	
1987 Ø	182.5	114.2	183.1	190.8	110.0	150.0	144.7	152.7	164.8	149.7	319.2	222.5	328.7	145.0	
1988 Ø	189.9	117.1	185.8	201.4	110.1	149.8	143.9	155.7	159.2	153.8	349.0	229.0	363.7	156.0	
1986 J	169.0	102.3	173.8	185.9	114.9	144.7	146.8	142.2		140.0	259.9	190.4	271.7	135.5	
1986 F	169.0	105.9	172.4	184.8	114.1	148.1	145.9	144.5	159.6	137.0	265.9	186.1	277.5	130.0	
1986 M	168.8	105.6	170.7	183.0	113.9	152.1	144.2	147.2		135.0	277.1	184.8	283.3	129.4	
1986 A	169.8	114.7	169.4	181.7	112.1	153.2	142.1	147.4		135.0	300.3	179.3	299.6	133.5	
1986 M	172.2	124.7	168.8	183.8	111.7	149.4	141.5	153.0	155.7	135.0	284.1	185.8	288.7	136.4	
1986 J	176.8	139.0	169.8	185.9	109.7	147.1	141.3	155.4		138.0	280.1	200.9	286.0	132.9	
1986 J	176.0	126.8	171.6	182.9	108.1	146.8	141.4	145.4		139.0	264.4	228.6	270.5	133.9	
1986 A	172.8	109.7	174.2	180.8	106.8	151.0	147.7	147.8	162.4	144.0	249.3	219.4	295.0	134.6	
1986 S	175.4	105.3	177.0	182.2	106.8	151.2	149.2	145.8		145.0	287.0	228.4	294.2	133.4	
1986 O	176.2	100.1	178.9	183.0	109.5	150.6	146.0	143.8		146.0	297.0	231.7	306.2	133.2	
1986 N	174.2	96.7	179.9	183.6	108.6	143.3	145.1	142.2	161.9	142.0	318.4	215.1	300.1	132.9	
1986 D	172.7	98.2	179.8	183.9	106.7	138.6	144.6	144.8		143.0	299.9	206.8	294.9	133.1	
1987 J	176.7	102.1	181.0	185.1	105.1	128.9	144.4	151.3		142.0	308.2	221.9	303.0	139.5	
1987 F	179.8	110.3	181.9	185.7	106.3	137.2	145.1	156.9	163.4	142.0	313.4	223.9	315.4	144.0	
1987 M	181.8	108.3	182.5	186.6	108.0	144.5	144.6	156.3		143.0	324.8	227.8	348.7	142.9	
1987 A	185.1	124.0	183.6	188.2	108.5	146.5	143.8	159.8		146.0	368.6	217.8	342.2	146.2	
1987 M	190.0	147.5	183.9	191.5	106.1	151.3	143.6	163.7	162.7	148.0	369.8	215.8	360.1	148.3	
1987 J	190.0	144.9	182.5	194.3	109.1	150.2	142.9	157.4		143.0	389.8	217.1	336.8	151.1	
1987 J	183.2	126.5	183.0	191.0	108.5	152.0	145.0	146.8		151.0	270.3	235.2	323.8	145.6	
1987 A	178.5	108.7	183.3	189.9	111.9	160.8	146.7	143.3	165.6	155.0	277.9	217.1	321.1	142.9	
1987 S	180.9	102.8	182.8	191.8	112.8	162.2	146.0	148.4		156.0	285.1	231.8	314.9	142.9	
1987 O	181.3	97.0	183.4	195.2	115.7	163.1	144.1	145.7		157.0	295.7	229.0	320.3	143.4	
1987 N	180.0	97.2	184.2	195.3	114.3	153.3	144.8	149.2	167.4	156.0	307.9	211.2	320.6	142.9	
1987 D	183.1	101.3	184.9	195.1	113.8	150.6	145.2	153.4		157.0	318.6	221.7	337.7	150.3	
1988 J	183.3	105.0	184.5	196.1	112.1	144.3	144.9	154.9		155.0	321.4	216.5	348.8	153.9	
1988 F	183.9	107.9	184.5	196.0	110.6	146.6	145.1	160.0	157.8	155.0	322.8	212.1	356.6	151.8	
1988 M	186.6	105.4	184.4	196.6	110.6	149.9	145.3	161.3		157.0	326.0	230.5	363.7	149.8	
1988 A	187.4	117.2	184.4	197.0	111.4	152.4	144.8	162.7		158.0	346.1	215.7	366.9	153.4	
1988 M	189.8	129.3	184.4	197.5	111.6	151.2	143.3	160.8	157.5	151.0	377.9	214.7	363.9	154.8	
1988 J	192.5	150.7	185.4	202.9	109.4	146.0	143.0	159.2		145.0	344.9	214.9	349.7	153.5	
1988 J	190.9	133.8	185.2	200.6	108.0	144.8	149.1	150.6		149.0	319.4	241.9	342.4	157.1	
1988 A	193.2	120.6	185.4	202.0	108.3	146.0	146.4	150.0	159.2	152.0	364.4	253.3	362.9	158.2	
1988 S	194.4	110.5	186.8	206.3	109.2	160.1	142.2	150.0		155.0	366.9	254.8	370.6	162.2	
1988 O	193.2	108.0	187.3	208.1	110.0	158.8	141.3	150.7		156.0	374.1	238.7	376.6	160.4	
1988 N	191.2	107.6	188.2	207.4	109.8	149.2	141.0	152.6	162.3	157.0	374.0	223.6	380.0	157.7	
1988 D	191.9	109.5	188.9	206.6	110.2	148.6	140.4	156.1		156.0	350.4	230.9	382.8	159.5	

CONSUMER PRICES

DRINKS(HOME CONSUMPTION)AND TOBACCO

PRIX A LA CONSOMMATION

BOISSONS(CONSOMMATION A DOMICILE)ET TABAC

	EUR12	BR DEUTSCH LAND	FRANCE	ITALIA	NEDER- LAND	BELGIQUE BELGIE	LUXEM- BOURG	UNITED KINGDOM	IRELAND	DANMARK	ELLAS	ESPANA	PORTU- GAL	USA	
	PRICE INDICES								INDICES DE PRIX						
	1980 = 100														
1985 Ø	160.3	121.4	157.1	198.1	124.9	146.9	152.0	165.5	210.5	141.5	230.9	170.2	235.9	144.9	
1986 Ø	170.3	123.7	165.5	211.1	126.2	153.6	161.3	176.0	227.2	149.3	279.3	192.8	268.7	153.5	
1987 Ø	175.2	124.1	170.9	227.7	128.3	157.0	163.5	181.6	236.8	153.4	323.0	206.0	298.3	159.6	
1988 Ø	181.4	125.0	177.2	242.1	129.1	158.2	167.5	187.3	243.5	158.3	427.5	217.6	345.5	167.9	
1986 J	166.3	123.0	160.7	207.9	125.3	151.6	157.0	170.0		142.0	257.1	180.9	261.2	150.7	
1986 F	167.1	123.0	161.2	208.6	125.4	151.8	157.4	171.0	221.7	143.0	273.4	183.6	264.1	151.4	
1986 M	167.9	123.1	161.8	209.4	125.5	152.0	157.5	171.5		142.0	275.4	192.0	263.9	151.8	
1986 A	169.9	123.3	163.7	209.9	126.0	152.2	158.9	176.4		150.0	280.8	192.9	263.9	152.1	
1986 M	170.3	123.8	164.0	210.6	126.1	152.7	159.6	176.3	229.1	151.0	281.7	193.3	266.4	152.2	
1986 J	171.1	123.8	167.0	211.3	126.2	153.6	166.5	176.8		152.0	281.4	194.1	270.5	152.5	
1986 J	171.3	123.9	167.4	211.5	126.3	154.1	163.0	177.2		152.0	282.0	194.7	270.3	154.5	
1986 A	171.5	123.9	167.7	211.8	126.3	154.4	163.1	177.6	229.2	152.0	282.3	195.3	269.5	155.0	
1986 S	171.8	124.0	168.0	212.2	126.3	154.8	163.3	178.3		152.0	283.3	195.8	272.1	155.2	
1986 O	172.2	124.0	168.2	212.8	126.8	155.2	163.2	179.0		152.0	283.5	196.1	274.7	155.4	
1986 N	172.3	124.0	168.4	213.2	126.9	155.3	163.1	179.1	229.0	152.0	283.4	197.1	274.9	155.4	
1986 D	172.5	124.1	168.4	213.7	127.6	155.3	163.2	178.8		152.0	287.0	197.6	277.4	155.5	
1987 J	174.3	124.1	168.6	222.8	128.5	155.5	163.2	180.4		152.0	289.8	202.4	284.4	158.0	
1987 F	174.6	124.2	169.0	223.3	128.4	156.2	163.1	180.6	235.4	152.0	307.4	203.2	283.3	158.7	
1987 M	175.1	124.4	169.3	223.8	128.4	156.8	162.9	180.9		153.0	323.4	204.0	292.1	158.6	
1987 A	175.2	124.2	170.6	224.2	128.2	157.1	163.4	180.9		153.0	327.5	204.7	294.2	158.5	
1987 M	175.2	124.3	170.7	224.7	128.2	157.2	163.2	181.7	236.5	153.0	325.5	205.4	296.8	158.7	
1987 J	175.0	124.0	170.7	225.1	128.1	157.3	163.4	181.8		154.0	325.8	205.7	296.3	158.8	
1987 J	174.8	124.0	170.7	225.3	128.0	157.3	163.2	181.8		154.0	326.1	206.5	296.3	160.0	
1987 A	175.0	124.4	172.2	225.4	128.0	157.3	163.4	181.8	236.9	154.0	326.3	206.9	295.1	160.3	
1987 S	174.9	124.0	172.4	225.9	128.3	157.3	163.6	182.0		154.0	326.8	207.4	300.8	160.7	
1987 O	176.4	124.0	172.4	236.9	128.3	157.4	163.7	183.1		154.0	328.5	208.0	312.0	161.3	
1987 N	176.2	124.0	172.3	237.1	128.4	157.5	163.9	182.7	238.4	154.0	330.8	208.3	313.4	161.0	
1987 D	176.0	124.0	172.2	237.4	128.4	157.5	164.6	182.0		154.0	338.4	209.1	314.7	161.2	
1988 J	177.4	124.0	172.4	237.8	128.6	157.6	165.2	183.5		157.0	380.1	210.4	317.2	163.8	
1988 F	178.4	124.1	172.7	238.5	128.6	157.7	165.2	184.2	242.8	158.0	409.5	213.9	321.0	165.3	
1988 M	178.8	124.2	173.0	239.1	128.8	157.8	164.9	184.8		158.0	412.1	214.7	318.8	165.9	
1988 A	179.9	124.2	175.6	239.5	128.8	158.0	164.9	187.3		158.0	416.2	215.7	321.3	166.3	
1988 M	181.0	124.7	178.9	240.0	128.8	158.0	166.6	188.1	243.4	158.0	414.8	216.8	322.8	166.5	
1988 J	181.2	124.8	179.2	240.3	129.0	158.1	166.5	188.1		158.0	417.6	217.8	324.7	166.8	
1988 J	181.6	124.8	179.7	240.6	129.1	158.2	166.9	188.0		158.0	428.7	218.5	326.7	169.0	
1988 A	182.0	124.9	179.1	240.8	129.5	158.3	167.0	188.2	243.9	159.0	444.9	219.0	339.6	169.5	
1988 S	182.4	125.1	178.8	241.3	129.4	158.4	169.4	188.6		159.0	445.8	220.1	354.6	169.9	
1988 O	183.0	125.2	178.8	241.8	129.2	158.5	170.7	189.2		159.0	446.8	221.8	375.7	170.4	
1988 N	185.2	127.2	178.8	252.7	129.6	158.6	170.7	189.3	244.1	159.0	452.5	219.5	403.4	170.7	
1988 D	185.7	127.3	178.9	253.1	129.5	159.0	172.4	188.7		159.0	461.0	223.0	420.3	170.7	

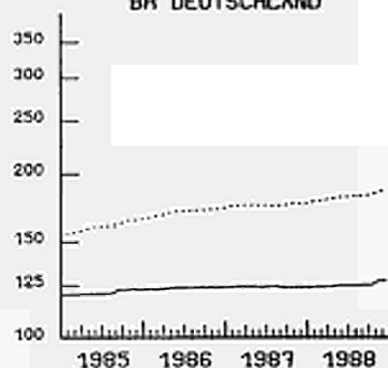
VERBRAUCHERPREISE
GETRAENKE, TABAK

CONSUMER PRICES
DRINKS, TOBACCO

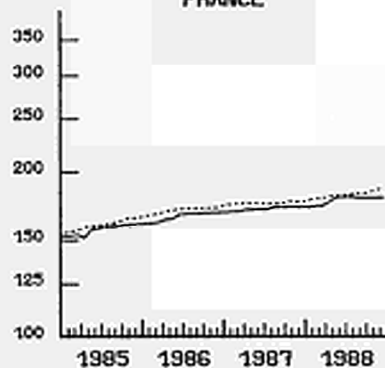
PRIX A LA CONSOMMATION
BOISSONS ET TABAC

1980 = 100

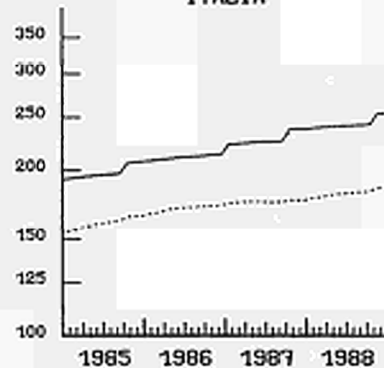
BR DEUTSCHLAND



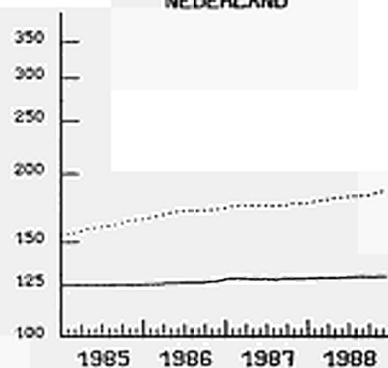
FRANCE



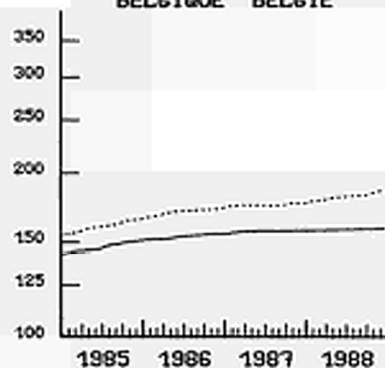
ITALIA



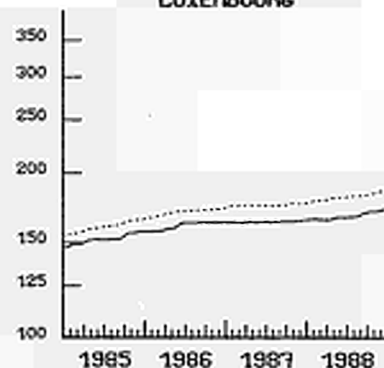
NEDERLAND



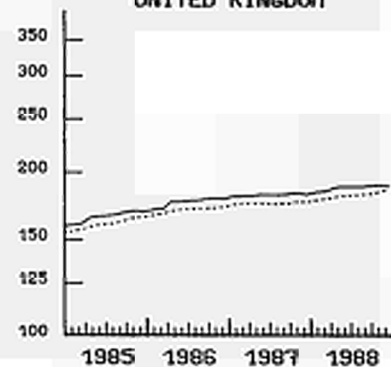
BELGIQUE BELGIE



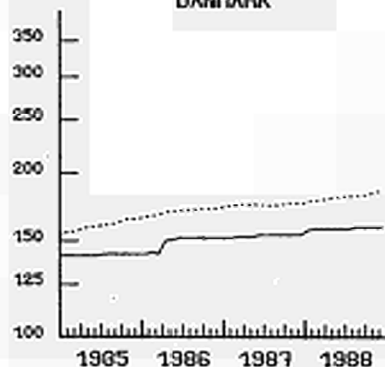
LUXEMBOURG



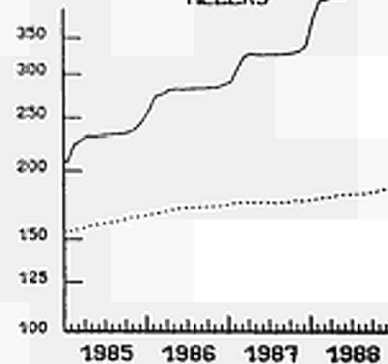
UNITED KINGDOM



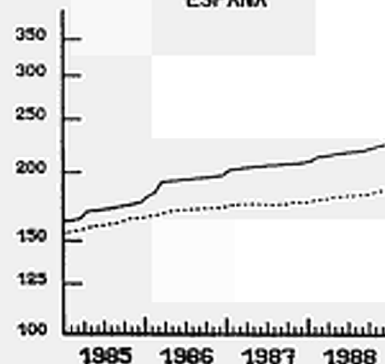
DANMARK



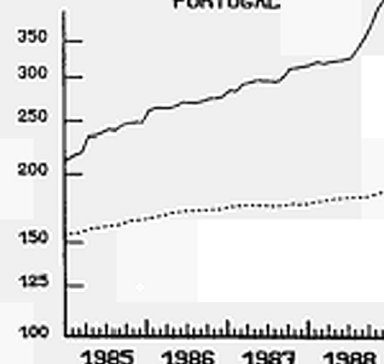
HELLAS



ESPANA



PORTUGAL



EINFACH-LOGARITHMISCHE SKALA

----- EUR 12
SEMI-LOGARITHMIC SCALE

ECHELLE SEMI-LOGARITHMIQUE

CONSUMER PRICES

PRIX A LA CONSOMMATION

DRINKS(HOME CONSUMPTION)

BOISSONS(CONSOMMATION A DOMICILE)

	EUR12	BR DEUTSCH LAND	FRANCE	ITALIA	NEDER- LAND	BELGIQUE BELGIE	LUXEM- BOURG	UNITED KINGDOM	IRELAND	DANMARK	ELLAS	ESPANA	PORTU- GAL	USA
	PRICE INDICES				1980 = 100				INDICES DE PRIX					
1985 Ø	149.2	116.4	156.9	175.7	115.1	143.7	136.1	164.4	171.1	142.8	231.3	160.7	219.6	123.3
1986 Ø	156.6	117.4	164.3	188.4	116.5	148.1	143.3	164.5	179.8	148.4	293.1	183.3	246.4	128.7
1987 Ø	162.4	118.3	168.0	198.4	117.4	149.7	144.8	171.4	183.8	153.2	335.7	194.9	271.9	129.9
1988 Ø	168.1	118.8	168.9	207.7	118.7	150.6	146.9	176.2	188.4	158.8	388.3	209.8	321.3	133.3
1986 J	152.8	116.7	161.0	182.5	115.3	146.6	140.2	161.9		143.0	259.4	174.4	236.5	127.5
1986 F	153.7	116.8	161.8	183.9	115.4	146.8	140.8	162.7	174.9	143.0	268.4	178.4	240.3	127.9
1986 M	154.6	117.0	162.8	185.2	115.6	147.0	140.9	162.9		143.0	283.4	180.6	240.0	128.2
1986 A	155.6	117.3	163.5	186.2	116.3	147.2	142.7	163.4		147.0	287.7	181.9	239.7	128.5
1986 M	156.2	117.4	163.9	187.6	116.4	147.3	143.7	163.8	181.5	149.0	290.3	182.2	242.9	128.5
1986 J	156.8	117.5	164.4	188.9	116.6	147.8	144.2	164.0		150.0	295.4	183.4	248.2	128.9
1986 J	157.3	117.6	164.8	189.4	116.8	148.2	144.3	164.6		151.0	302.1	184.3	247.9	129.0
1986 A	157.5	117.7	165.2	188.9	116.8	148.7	144.4	165.2	181.7	151.0	303.3	185.3	246.7	128.9
1986 S	158.2	117.7	165.8	190.7	116.7	149.0	144.7	166.0		151.0	306.1	185.9	250.1	129.0
1986 O	158.7	117.8	166.1	191.7	117.5	149.5	144.5	166.8		151.0	306.7	186.4	253.6	129.2
1986 N	158.9	117.8	166.4	192.5	117.6	149.7	144.4	166.5	181.3	151.0	306.2	187.9	253.7	129.1
1986 D	159.2	117.9	166.4	193.4	117.6	149.7	144.6	166.0		151.0	308.2	188.6	257.1	129.3
1987 J	160.1	118.0	166.7	194.1	117.9	149.7	144.6	168.4		151.0	313.4	189.8	265.9	130.2
1987 F	160.7	118.1	167.2	195.1	117.7	149.8	144.4	169.4	182.1	151.0	320.4	190.9	264.5	130.4
1987 M	161.2	118.3	167.6	196.0	117.7	149.7	144.2	169.9		152.0	325.2	191.9	265.9	129.9
1987 A	161.8	118.1	167.9	196.8	117.3	149.6	144.9	170.4		152.0	329.7	193.0	276.4	129.7
1987 M	162.3	118.2	168.1	197.8	117.3	149.5	144.5	171.9	183.8	153.0	334.9	194.1	270.1	129.7
1987 J	162.5	118.3	168.1	198.5	117.2	149.7	144.8	172.3		153.0	335.8	194.6	269.5	129.5
1987 J	162.8	118.2	168.2	198.8	117.0	149.6	144.5	173.1		154.0	337.7	195.6	269.5	129.5
1987 A	163.2	119.0	168.3	199.0	117.0	149.7	144.8	173.5	184.6	154.0	338.4	196.3	267.8	129.7
1987 S	163.4	118.2	168.5	200.1	117.5	149.6	145.1	173.3		154.0	339.8	197.1	275.4	129.8
1987 O	163.8	118.2	168.6	201.1	117.5	149.6	145.2	174.0		154.0	344.9	197.8	277.5	130.4
1987 N	163.7	118.3	168.5	201.6	117.7	149.8	145.5	171.1	184.8	155.0	351.5	198.3	279.3	129.9
1987 D	163.7	118.3	168.4	202.2	117.6	149.8	145.0	169.1		155.0	356.4	199.5	281.0	129.8
1988 J	164.6	118.3	168.5	202.8	118.0	149.9	145.7	172.1		157.0	358.9	201.5	284.2	130.9
1988 F	165.5	118.4	169.0	204.1	118.1	150.0	145.8	173.5	187.1	158.0	363.1	203.2	289.2	132.0
1988 M	166.2	118.6	169.4	205.3	118.3	150.2	145.4	174.7		158.0	373.1	204.4	286.3	132.5
1988 A	167.0	118.6	169.8	206.1	118.3	150.4	145.4	176.5		158.0	381.1	205.9	289.7	133.0
1988 M	167.5	118.7	170.0	207.1	118.3	150.4	145.1	177.2	188.2	159.0	386.7	207.4	291.6	133.0
1988 J	168.0	118.8	170.3	207.6	118.6	150.5	145.0	177.6		159.0	388.5	209.0	294.0	133.2
1988 J	168.1	118.9	169.4	208.2	118.9	150.7	145.5	177.7		159.0	389.8	210.0	296.8	133.7
1988 A	168.5	119.0	168.5	208.5	119.4	150.8	145.6	177.8	189.0	159.0	392.8	210.8	313.7	133.6
1988 S	169.2	119.2	168.0	209.4	119.4	151.0	148.7	178.2		159.0	394.0	212.3	333.3	134.0
1988 O	170.2	119.4	168.0	210.5	119.0	151.1	150.4	178.6		160.0	397.5	214.8	360.8	134.5
1988 N	171.0	118.5	168.0	211.2	119.1	151.2	150.4	176.2	189.3	159.0	414.6	218.0	397.1	134.6
1988 D	171.6	118.7	168.2	212.0	119.0	151.7	150.2	174.5		160.0	419.8	220.1	419.2	134.4

C2

CONSUMER PRICES

TOBACCO

PRIX A LA CONSOMMATION

TABACS

	EUR12	BR DEUTSCH LAND	FRANCE	ITALIA	NEDER- LAND	BELGIQUE BELGIE	LUXEM- BOURG	UNITED KINGDOM	IRELAND	DANMARK	ELLAS	ESPANA	PORTU- GAL	USA	
	PRICE INDICES				1980 = 100				INDICES DE PRIX						
1985 Ø	169.6	129.5	157.6	222.0	140.4	154.6	166.1	176.5	247.0	140.7	235.6	193.8	287.1	162.1	
1986 Ø	184.2	133.7	167.8	235.1	141.4	167.0	178.2	201.6	271.8	151.0	279.4	217.1	340.1	173.3	
1987 Ø	193.7	133.5	176.4	259.0	145.3	175.1	182.7	208.0	287.5	154.2	324.3	233.8	383.6	185.7	
1988 Ø	205.6	135.1	192.9	279.2	145.4	176.7	191.1	214.7	296.1	158.0	466.8	240.7	420.2	202.6	
1986 J	177.5	133.0	160.0	235.1	141.1	163.9	172.3	188.1		142.0	256.2	198.4	338.8	169.2	
1986 F	178.5	133.0	160.0	235.1	141.1	164.1	172.3	189.5	265.8	142.0	281.5	198.4	338.8	170.1	
1986 M	179.9	133.0	160.0	235.1	141.1	164.3	172.3	190.7		142.0	281.5	220.4	338.8	170.6	
1986 A	183.4	133.0	164.1	235.1	141.3	164.7	172.3	200.2		154.0	281.5	220.4	339.6	171.0	
1986 M	184.9	134.0	164.1	235.1	141.3	165.9	172.3	204.9	273.8	154.0	281.5	220.9	340.2	171.0	
1986 J	186.3	134.0	171.8	235.1	141.3	167.9	182.4	205.9		154.0	281.5	220.9	340.2	171.3	
1986 J	186.4	134.0	172.3	235.1	141.3	168.3	182.4	205.8		154.0	281.5	220.9	340.4	174.9	
1986 A	186.4	134.0	172.3	235.1	141.3	168.4	182.4	206.0	273.8	154.0	281.5	220.9	340.9	175.8	
1986 S	186.5	134.0	172.3	235.1	141.3	168.8	182.4	206.2		154.0	281.5	220.9	340.9	176.1	
1986 O	186.6	134.0	172.3	235.1	141.4	169.1	182.4	206.8		154.0	281.5	220.9	340.9	176.3	
1986 N	186.8	134.0	172.3	235.1	141.4	169.2	182.4	207.6	274.0	154.0	281.5	220.9	341.1	176.4	
1986 D	187.0	134.0	172.3	235.1	143.3	169.2	182.4	207.9		154.0	281.5	220.9	341.1	176.5	
1987 J	190.6	134.0	172.3	253.5	145.3	169.6	182.4	207.8		154.0	281.5	233.6	342.2	180.1	
1987 F	191.3	134.0	172.3	253.5	145.3	171.8	182.4	207.6	286.2	154.0	306.9	233.6	342.2	181.8	
1987 M	192.4	134.0	172.4	253.5	145.3	174.3	182.4	207.6		154.0	330.3	233.8	378.2	182.5	
1987 A	192.8	133.9	175.6	253.5	145.3	175.4	182.4	207.4		154.0	330.3	233.8	378.2	182.9	
1987 M	192.9	134.0	175.6	253.5	145.3	176.0	182.4	207.4	286.7	154.0	330.3	233.8	380.4	183.2	
1987 J	192.7	133.2	175.6	253.5	145.3	176.0	182.4	207.4		154.0	330.3	233.8	380.4	184.0	
1987 J	192.7	133.2	175.6	253.5	145.3	176.1	182.3	207.2		154.0	330.3	233.9	380.4	187.6	
1987 A	193.1	133.2	179.3	253.5	145.3	176.1	182.3	206.8	287.7	154.0	330.3	233.9	380.4	188.0	
1987 S	193.2	133.2	179.5	253.5	145.3	176.2	182.3	207.2		154.0	330.3	233.9	380.4	188.9	
1987 O	197.3	133.2	179.5	275.5	145.3	176.4	182.3	208.8		154.0	330.3	233.9	420.2	189.4	
1987 N	197.6	133.2	179.5	275.5	145.3	176.4	182.3	210.1	289.6	155.0	330.3	233.9	420.2	189.7	
1987 D	197.7	133.2	179.5	275.5	145.3	176.5	186.1	210.3		155.0	330.3	233.9	420.2	190.4	
1988 J	199.9	133.2	179.5	275.5	145.3	176.5	186.1	210.7		158.0	406.2	233.9	420.2	195.7	
1988 F	201.4	133.2	179.5	275.5	145.3	176.5	186.1	210.9	296.0	158.0	450.8	241.2	420.2	197.6	
1988 M	201.5	133.2	179.5	275.5	145.3	176.6	186.1	211.1		158.0	450.8	241.3	420.2	198.4	
1988 A	203.3	133.2	186.7	275.5	145.3	176.6	186.1	214.4		158.0	450.8	241.3	420.2	198.6	
1988 M	205.1	134.4	196.1	275.5	145.3	176.6	192.8	215.4	296.1	158.0	450.8	241.3	420.2	199.0	
1988 J	205.1	134.4	196.1	275.5	145.3	176.6	192.8	215.2		158.0	450.8	241.3	420.2	199.6	
1988 J	205.9	134.4	199.6	275.5	145.3	176.6	192.8	214.9		158.0	468.8	241.3	420.2	205.0	
1988 A	206.7	134.4	199.6	275.5	145.3	176.6	192.8	215.2	296.2	158.0	494.5	241.3	420.2	206.5	
1988 S	206.8	134.4	199.6	275.5	145.3	176.7	192.8	215.6		158.0	494.5	241.3	420.2	206.9	
1988 O	207.0	134.4	199.6	275.5	145.3	176.7	192.8	216.5		158.0	494.5	241.3	420.2	207.5	
1988 N	212.3	141.1	199.6	297.7	146.0	176.8	192.8	218.4	296.3	158.0	494.5	241.3	420.2	208.0	
1988 D	212.4	141.1	199.6	297.7	146.0	176.9	199.6	218.7		158.0	494.5	241.3	420.2	208.3	

CONSUMER PRICES

CLOTHING AND FOOTWEAR(INCL. REPAIRS)

PRIX A LA CONSOMMATION

HABILLEMENT ET CHAUSSURES(Y COMPRIS REPARATIONS)

	EUR12	BR DEUTSCH LAND	FRANCE	ITALIA	NEDER- LAND	BELGIQUE BELGIE	LUXEM- BOURG	UNITED KINGDOM	IRELAND	DANMARK	ELLAS	ESPANA	PORTU- GAL	USA
	PRICE INDICES				1980 = 100				INDICES DE PRIX					
1985 Ø	147.1	118.4	157.9	190.4	115.3	132.6	132.1	108.5	151.1	134.3	292.5	177.2	256.1	115.6
1986 Ø	156.3	120.6	168.1	206.2	118.3	141.6	140.0	111.5	156.7	143.1	366.7	195.4	316.2	116.5
1987 Ø	163.2	122.2	176.1	219.9	117.4	149.3	143.3	113.5	158.4	150.5	446.4	213.5	360.9	121.6
1988 Ø	169.4	123.7	182.2	232.6	111.3	155.1	146.5	117.2	160.4	159.8	527.3	229.8	408.7	126.9
1986 J	151.9	119.8	164.1	199.5	111.9	137.6	136.5	109.6		130.0	335.1	187.5	285.1	114.9
1986 F	152.5	120.1	164.5	200.5	114.4	137.9	136.6	109.9	154.8	138.0	309.7	188.7	288.0	114.4
1986 M	153.9	120.2	165.3	202.2	119.1	139.1	137.2	110.1		143.0	343.3	191.0	293.7	115.7
1986 A	155.0	120.3	166.5	203.7	122.0	140.2	138.9	110.7		144.0	346.7	192.6	299.2	116.2
1986 M	155.4	120.5	167.4	204.9	122.2	135.3	140.0	110.9	156.1	144.0	347.8	193.4	302.0	115.7
1986 J	155.9	120.5	167.9	205.6	118.8	141.8	146.5	110.7		143.0	370.0	194.4	304.1	114.6
1986 J	155.3	120.6	168.3	206.0	110.5	142.0	140.0	110.4		135.0	358.3	194.8	304.4	113.9
1986 A	155.9	120.7	168.6	206.2	112.5	142.5	140.0	111.8	156.3	139.0	348.2	195.1	304.9	116.0
1986 S	157.6	121.0	169.5	207.5	118.5	144.0	140.2	112.7		151.0	371.7	197.3	314.0	118.9
1986 O	159.8	121.2	170.9	211.2	124.3	145.3	140.9	113.4		151.0	420.8	199.8	325.4	119.5
1986 N	160.9	121.3	172.0	213.1	124.1	146.4	141.8	113.9	159.6	150.0	424.3	204.6	336.3	119.5
1986 D	161.2	121.3	172.7	214.0	121.2	146.8	141.8	114.0		149.0	424.8	205.9	342.7	118.2
1987 J	160.2	121.5	173.0	214.4	113.0	146.8	141.8	112.3		137.0	409.7	206.5	343.3	116.1
1987 F	160.6	121.7	173.4	215.3	115.9	147.0	141.8	112.6	157.6	141.0	385.7	207.4	344.5	116.8
1987 M	161.8	121.9	174.2	216.7	119.4	147.7	142.5	113.2		154.0	412.2	208.5	348.1	120.6
1987 A	162.6	122.0	175.1	218.0	122.4	148.3	143.1	113.4		154.0	427.3	209.8	353.0	122.6
1987 M	163.0	122.0	175.8	218.8	122.2	148.9	143.1	113.4	158.7	153.0	430.4	211.6	356.2	122.2
1987 J	163.1	122.1	175.9	219.2	118.9	149.2	143.1	113.2		151.0	456.3	212.7	357.8	120.2
1987 J	161.9	122.1	176.1	219.3	109.5	149.2	143.1	111.4		141.0	445.4	213.3	358.7	118.0
1987 A	162.1	122.2	176.3	219.5	110.1	149.4	143.1	112.1	157.0	146.0	425.3	213.6	359.5	120.3
1987 S	163.9	122.6	177.0	221.1	116.8	150.1	143.2	114.3		157.0	443.6	215.1	363.9	124.6
1987 O	165.8	122.8	178.3	224.1	121.7	151.0	144.6	114.9		158.0	508.2	218.3	371.8	126.9
1987 N	166.6	122.8	179.1	225.6	121.1	151.6	145.0	115.6	160.2	158.0	506.5	222.1	382.5	126.9
1987 D	166.9	122.9	179.6	226.6	117.4	152.3	145.0	116.1		156.0	506.6	223.2	391.0	123.9
1988 J	165.6	123.0	179.8	227.1	107.8	152.4	145.0	113.5		144.0	488.1	224.1	391.5	121.4
1988 F	166.3	123.2	180.1	227.7	110.2	152.7	145.1	114.4	158.5	156.0	464.2	225.0	394.1	121.2
1988 M	167.6	123.3	180.7	229.1	113.8	153.5	145.8	115.5		161.0	502.0	226.2	396.3	125.7
1988 A	168.5	123.5	181.4	230.6	116.4	154.1	146.3	115.7		162.0	513.4	227.3	401.8	128.6
1988 M	169.3	123.6	181.8	231.3	116.1	154.6	146.4	117.7	159.9	163.0	514.4	228.5	404.2	127.9
1988 J	169.7	123.6	182.0	231.9	113.9	154.9	146.5	118.2		161.0	536.7	229.5	405.3	126.0
1988 J	168.5	123.6	182.2	232.1	106.3	155.0	146.5	116.0		148.0	526.8	229.9	405.9	123.9
1988 A	168.6	123.7	182.3	232.1	108.1	155.0	146.5	116.0	160.7	159.0	493.9	230.1	406.9	123.8
1988 S	170.1	124.0	182.9	233.6	110.5	156.1	146.6	117.7		167.0	524.3	231.0	410.9	129.5
1988 O	172.3	124.2	183.8	237.2	112.0	156.9	147.0	120.1		167.0	584.9	233.9	420.1	132.7
1988 N	173.1	124.3	184.5	238.8	111.8	157.6	147.8	120.9	162.7	167.0	588.7	235.2	431.1	131.8
1988 D	173.3	124.3	184.8	239.7	109.1	158.0	148.0	121.2		163.0	589.7	236.6	435.8	129.7

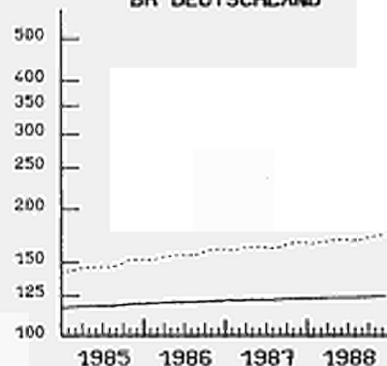
VERBRAUCHERPREISE
BEKLEIDUNG, SCHUHE

CONSUMER PRICES
CLOTHING, FOOTWEAR

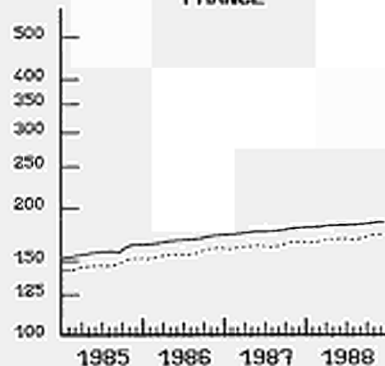
PRIX A LA CONSOMMATION
HABILLEMENT, CHAUSSURES

1980 = 100

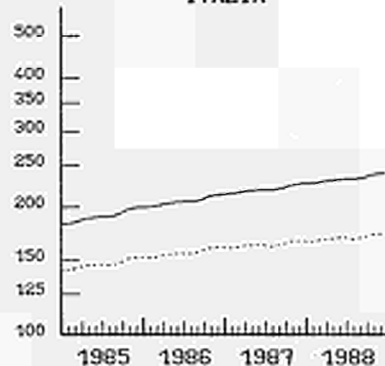
BR DEUTSCHLAND



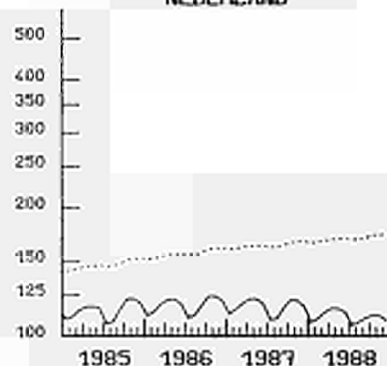
FRANCE



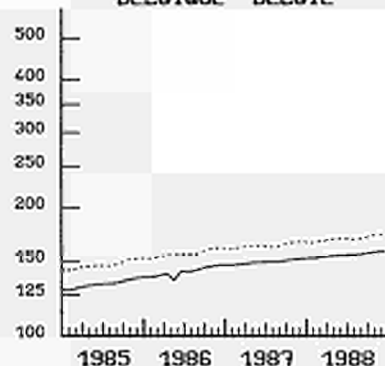
ITALIA



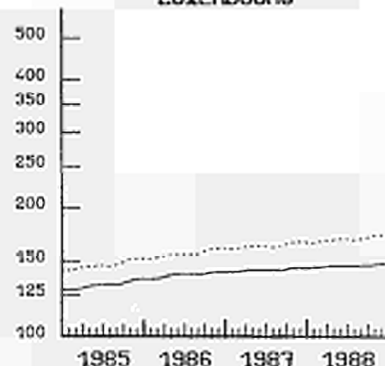
NEDERLAND



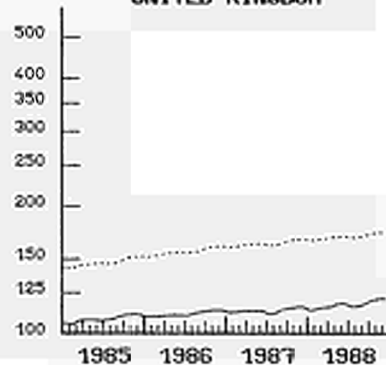
BELGIE BELGIE



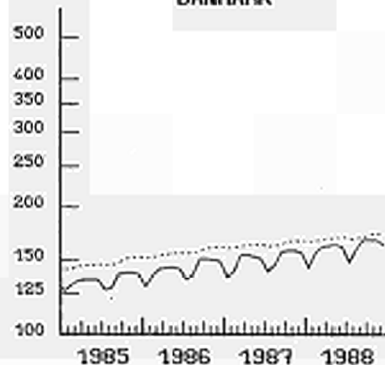
LUXEMBOURG



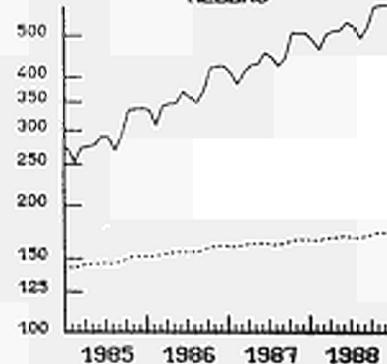
UNITED KINGDOM



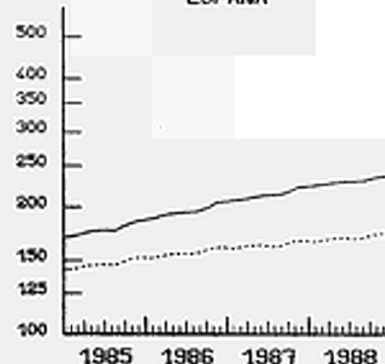
DANMARK



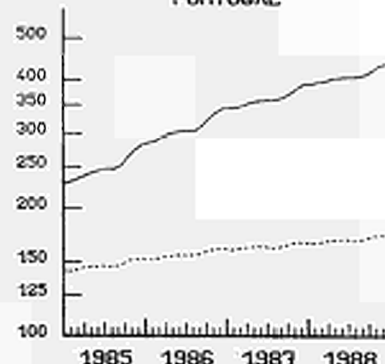
HELLAS



ESPANA



PORTUGAL



EINFACH-LOGARITHMISCHE SKALA

..... EUR 12
SERI-LOGARITHMIC SCALE

ECHELLE SERI-LOGARITHMIQUE

CONSUMER PRICES

PRIX A LA CONSOMMATION

CLOTHING(INCL. REPAIRS)

HABILLEMENT(Y COMPRIS REPARATIONS)

	EUR12	BR DEUTSCH LAND	FRANCE	ITALIA	NEDER- LAND	BELGIQUE BELGIE	LUXEM- BOURG	UNITED KINGDOM	IRELAND	DANMARK	ELLAS	ESPANA	PORTU- GAL	USA	
	PRICE INDICES				1980 = 100				INDICES DE PRIX						
1985 Ø	147.6	117.9	158.8	192.4	116.7	131.8	130.2	109.4	152.2	135.5	294.1	178.0	260.4	112.8	
1986 Ø	157.7	120.2	169.4	207.8	120.3	141.9	137.6	112.2	157.6	145.3	369.6	196.5	324.6	114.4	
1987 Ø	166.1	121.7	175.0	221.8	119.3	149.6	141.4	113.9	159.9	153.5	453.0	215.7	383.8	119.5	
1988 Ø	174.9	123.1	184.1	234.9	112.4	155.7	144.1	117.5	162.3	164.1	543.2	233.0	438.8	124.5	
1986 J	152.9	119.2	165.2	201.3	113.3	137.2	134.4	110.4		131.0	338.3	188.3	299.2	112.9	
1986 F	153.0	119.6	165.7	202.2	116.0	137.5	134.4	110.3	155.4	140.0	309.4	189.6	302.6	112.3	
1986 M	155.1	119.7	166.6	203.9	121.0	138.7	135.3	111.6		145.0	345.3	192.0	308.4	113.7	
1986 A	156.2	119.8	167.9	205.5	124.2	140.0	137.1	111.5		147.0	349.4	193.7	314.6	114.2	
1986 M	156.6	120.0	168.7	206.4	124.5	140.9	138.1	111.3	156.8	146.0	350.6	194.3	317.8	113.6	
1986 J	157.1	120.1	169.2	207.0	120.6	141.6	138.2	111.1		145.0	372.1	195.4	319.7	112.3	
1986 J	156.7	120.8	169.5	207.4	112.4	141.8	138.2	110.9		135.0	360.2	195.9	319.9	111.4	
1986 A	156.9	120.2	169.9	207.6	114.3	142.3	138.2	112.3	157.2	140.0	349.6	196.3	320.5	113.9	
1986 S	158.9	120.5	170.8	208.8	120.9	144.0	138.5	113.3		154.0	373.3	198.7	330.8	117.2	
1986 O	161.9	120.6	172.3	212.8	126.6	145.3	139.3	114.1		155.0	426.4	201.0	343.4	117.8	
1986 N	163.1	120.7	173.4	214.7	126.3	146.5	140.0	114.6	160.9	153.0	429.9	205.9	355.8	117.6	
1986 D	163.5	120.7	174.1	215.7	123.2	147.0	140.0	114.8		152.0	430.5	207.3	363.1	116.1	
1987 J	162.4	121.1	174.4	216.1	114.5	147.1	140.1	112.7		138.0	414.0	207.9	363.7	113.8	
1987 F	162.4	121.2	174.9	217.0	117.5	147.3	140.1	113.0	159.1	142.0	386.2	208.9	365.1	114.4	
1987 M	164.3	121.3	175.7	218.6	121.5	147.9	140.8	113.7		158.0	416.8	210.2	369.9	118.6	
1987 A	165.4	121.4	176.6	219.9	124.9	148.6	141.4	113.8		158.0	432.6	211.7	375.4	120.7	
1987 M	160.6	121.5	144.3	220.5	124.7	149.2	141.4	113.8	160.2	157.0	436.7	213.7	378.6	120.1	
1987 J	166.4	121.5	177.5	220.9	121.0	149.5	141.5	113.4		154.0	463.8	214.8	380.3	118.0	
1987 J	165.2	121.6	177.6	221.3	110.6	149.6	141.4	111.5		142.0	451.9	215.5	381.1	115.5	
1987 A	165.2	121.6	177.9	221.5	111.3	149.7	141.5	112.1	158.4	148.0	430.6	215.8	382.0	118.0	
1987 S	167.4	122.0	178.7	222.8	119.1	150.5	141.5	114.8		161.0	449.5	217.4	387.2	122.6	
1987 O	170.5	122.2	180.0	226.3	124.0	151.4	142.2	115.5		162.0	519.5	221.0	395.8	125.1	
1987 N	171.5	122.3	180.8	227.8	123.2	152.1	142.6	116.2	162.0	162.0	516.9	224.9	408.6	125.1	
1987 D	171.8	122.3	181.3	228.6	119.1	152.8	142.6	116.8		160.0	517.0	226.2	418.1	121.8	
1988 J	170.4	122.4	181.6	229.1	108.8	152.9	142.6	113.7		146.0	500.1	227.0	418.1	119.1	
1988 F	170.6	122.6	181.9	229.7	111.3	153.2	142.7	114.7	159.9	160.0	472.7	227.8	421.0	118.8	
1988 M	172.6	122.8	182.5	231.3	115.2	154.1	143.4	115.7		166.0	515.7	229.2	423.4	123.9	
1988 A	173.7	122.9	183.3	232.8	117.8	154.7	144.0	115.8		166.0	528.3	230.4	430.4	124.8	
1988 M	174.7	123.1	183.7	233.6	117.6	155.2	144.1	118.2	161.6	168.0	535.2	231.6	432.5	125.2	
1988 J	175.3	123.1	183.9	234.2	115.2	155.6	144.1	118.9		166.0	552.4	232.8	433.8	123.9	
1988 J	174.0	123.1	184.1	234.3	107.6	155.6	144.2	116.2		150.0	541.4	233.2	434.9	121.5	
1988 A	173.6	123.1	184.2	234.3	109.2	155.7	144.2	116.0	162.7	163.0	506.8	233.3	437.4	121.4	
1988 S	175.5	123.2	184.9	235.9	111.6	156.8	144.3	117.9		172.0	539.0	234.3	443.2	127.5	
1988 O	178.8	123.6	185.8	239.7	112.8	157.7	144.6	120.2		172.0	605.7	236.7	453.8	130.9	
1988 N	179.9	123.7	186.6	241.5	112.5	158.5	145.2	121.1	164.9	172.0	609.8	238.9	466.8	129.9	
1988 D	180.1	123.7	186.9	242.2	109.4	158.8	145.4	121.4		168.0	611.1	240.4	470.9	127.6	

D2

CONSUMER PRICES

PRIX A LA CONSOMMATION

FOOTWEAR(INCL. REPAIRS)

CHAUSSURES(Y COMPRIS REPARATIONS)

	EUR12	BR DEUTSCH LAND	FRANCE	ITALIA	NEDER- LAND	BELGIQUE BELGIE	LUXEM- BOURG	UNITED KINGDOM	IRELAND	DANMARK	ELLAS	ESPANA	PORTU- GAL	USA	
	PRICE INDICES								1980 = 100		INDICES DE PRIX				
1985 Ø	154.4	120.6	154.4	183.0	109.0	134.6	131.4	105.0	147.5	127.6	298.7	174.7	202.8	111.4	
1986 Ø	165.4	122.9	163.4	200.6	108.8	141.4	138.2	108.4	153.8	132.7	361.5	191.5	237.4	111.0	
1987 Ø	174.2	124.7	170.3	213.1	108.2	146.4	141.8	111.7	155.8	134.6	439.7	206.0	261.1	114.4	
1988 Ø	182.0	126.3	175.0	224.5	106.1	150.7	146.7	116.0	154.4	138.0	491.4	220.5	281.6	122.3	
1986 J	159.7	122.2	160.0	193.2	105.5	138.2	136.5	100.3		128.0	335.9	184.6	224.0	109.9	
1986 F	161.3	122.4	160.3	194.3	106.5	138.5	136.5	107.8	152.8	131.0	322.8	185.5	224.9	109.2	
1986 M	163.0	122.5	160.7	196.4	110.3	139.3	136.5	108.6		132.0	348.7	187.4	229.9	110.4	
1986 A	163.7	122.7	161.7	197.8	111.2	140.0	137.5	107.4		132.0	350.3	189.1	232.3	111.1	
1986 M	164.7	122.7	162.5	199.5	111.4	140.8	138.6	108.9	153.9	133.0	350.8	189.9	233.4	111.1	
1986 J	165.6	122.8	163.3	200.6	109.9	141.3	138.6	108.9		133.0	376.4	190.8	236.3	110.3	
1986 J	164.8	122.8	163.6	200.8	101.2	141.6	138.6	108.2		132.0	341.0	191.0	237.0	109.9	
1986 A	165.2	122.9	163.9	201.1	104.0	141.8	138.6	109.5	153.4	134.0	334.9	191.2	237.2	110.1	
1986 S	166.6	123.3	164.8	202.6	106.9	142.7	138.7	110.0		134.0	353.5	192.7	240.8	111.4	
1986 O	168.8	123.4	165.8	205.5	113.2	143.7	138.7	110.5		135.0	383.1	195.6	247.0	113.0	
1986 N	170.6	123.4	166.9	207.0	113.7	144.2	140.0	110.6	155.3	135.0	420.4	199.7	251.7	113.0	
1986 D	171.0	123.4	167.5	207.9	112.0	144.4	140.0	110.6		133.0	420.4	200.9	254.3	112.4	
1987 J	170.9	123.9	167.9	208.3	105.5	144.4	139.9	110.5		131.0	409.8	201.4	254.6	110.3	
1987 F	171.3	124.1	168.1	209.0	108.0	144.7	139.9	111.1	162.7	133.0	398.3	201.9	255.0	110.8	
1987 M	171.9	124.3	168.7	209.7	109.0	145.3	140.7	111.1		134.0	411.2	202.5	253.5	113.8	
1987 A	173.0	124.4	169.6	211.4	110.4	144.7	140.7	111.8		134.0	424.2	203.3	256.0	115.2	
1987 M	173.5	124.5	170.1	212.1	110.4	146.2	140.7	111.7	153.7	135.0	424.2	204.5	258.8	115.9	
1987 J	174.2	124.5	170.2	212.6	109.2	146.5	140.7	111.9		135.0	446.7	205.7	259.9	115.0	
1987 J	173.7	124.6	170.2	212.8	104.1	146.5	140.8	110.6		134.0	438.9	206.0	261.2	112.6	
1987 A	173.7	124.7	170.4	213.0	104.3	146.7	140.9	111.3	152.3	135.0	421.8	206.1	261.7	113.4	
1987 S	174.9	125.1	170.8	214.5	106.0	147.1	141.0	112.3		136.0	438.9	207.2	262.7	115.1	
1987 O	177.0	125.3	171.9	216.7	110.7	147.7	145.1	112.2		136.0	486.7	208.9	267.4	116.8	
1987 N	178.0	125.5	172.6	218.1	110.9	148.0	145.5	113.0	154.6	136.0	487.7	212.1	269.0	117.6	
1987 D	178.6	125.6	173.1	219.1	109.4	148.7	145.5	113.4		136.0	488.4	212.9	273.1	116.7	
1988 J	178.1	125.7	173.1	219.4	103.2	148.8	145.5	112.5		134.0	463.5	214.3	274.6	115.5	
1988 F	178.6	125.8	173.6	220.1	104.8	149.3	145.5	113.2	153.7	137.0	451.0	215.2	276.1	115.2	
1988 M	179.8	126.0	174.0	221.2	107.1	149.9	146.0	114.8		138.0	471.1	215.8	277.5	121.6	
1988 A	180.7	126.1	174.5	222.7	109.2	150.1	146.2	115.0		138.0	479.0	216.7	279.0	124.9	
1988 M	181.1	126.2	174.5	223.4	108.9	150.4	146.5	115.4	154.3	138.0	479.5	217.7	281.9	125.0	
1988 J	181.7	126.2	174.8	224.0	108.2	150.6	146.5	115.3		138.0	500.6	218.4	282.2	124.8	
1988 J	181.3	126.3	175.1	224.4	100.1	150.6	146.5	114.7		136.0	493.5	218.8	281.7	126.8	
1988 A	181.2	126.3	175.3	224.4	102.4	150.7	146.5	115.7	154.2	137.0	466.0	218.8	279.5	116.9	
1988 S	183.5	126.6	175.6	225.5	104.6	151.4	146.5	116.6		140.0	490.9	231.0	279.1	122.1	
1988 O	186.0	126.7	176.2	228.2	108.3	152.0	147.3	119.3		140.0	531.9	233.2	283.9	126.2	
1988 N	185.4	126.7	176.5	229.5	108.5	152.6	149.0	119.6	155.3	140.0	534.8	222.2	289.1	124.6	
1988 D	186.2	126.8	177.0	230.8	107.4	152.7	149.0	119.9		140.0	534.9	223.6	294.3	123.6	

E

CONSUMER PRICES

RENT, HEATING AND LIGHTING (1)

PRIX A LA CONSOMMATION

LOYERS, CHAUFFAGE ET ECLAIRAGE (1)

	EUR12	BR DEUTSCH LAND	FRANCE	ITALIA	NEDER- LAND	BELGIQUE BELGIE	LUXEM- BOURG	UNITED KINGDOM	IRELAND	DANMARK	ELLAS	ESPANA	PORTU- GAL	USA	
	PRICE INDICES							1980 = 100	INDICES DE PRIX						
1985 J	163.0	126.8	169.2	213.3	139.0	150.6	151.6	172.6	174.4	148.8	230.0	170.1	348.6	133.0	
1986 J	165.5	123.4	170.8	214.7	138.9	142.5	126.2	182.8	173.3	154.8	277.8	180.0	370.7	136.8	
1987 J	168.4	121.8	178.5	221.2	133.5	140.4	122.1	189.3	173.3	163.3	318.5	186.1	386.2	141.0	
1988 J	174.6	123.0	184.1	232.2	135.8	140.9	127.7	203.7	175.6	170.5	361.2	197.1	429.9	146.2	
1986 J	165.7	126.5	170.0	220.2	140.7	149.0	148.3	176.4		151.0	268.8	176.7	381.7	135.5	
1986 F	164.7	125.6	167.7	216.6	140.5	148.2	143.2	176.5	177.4	149.0	270.0	177.8	381.7	135.4	
1986 M	164.7	125.4	168.3	216.0	140.1	148.8	137.4	176.5		149.0	268.4	178.4	381.9	135.6	
1986 A	166.2	124.9	168.5	216.0	140.1	144.7	133.4	185.1		156.0	271.2	179.1	382.2	136.0	
1986 M	165.7	123.9	167.9	216.0	139.7	142.2	130.7	184.5	173.8	158.0	272.1	180.0	368.8	136.2	
1986 J	165.0	123.2	166.6	214.7	139.5	141.1	127.8	184.6		156.0	273.9	180.3	368.8	137.2	
1986 J	164.8	122.1	169.8	211.9	138.0	139.2	119.7	184.7		154.0	274.7	180.7	368.8	137.3	
1986 A	165.5	122.6	171.8	211.9	138.1	139.6	113.7	184.8	171.6	155.0	279.5	180.9	368.8	137.7	
1986 S	165.8	122.5	173.2	212.1	137.6	140.0	113.9	185.0		156.0	285.4	181.3	368.8	138.2	
1986 O	165.9	121.4	174.2	214.3	137.7	139.0	115.4	185.0		156.0	287.6	182.1	361.1	137.9	
1986 N	166.0	121.3	175.1	213.2	137.6	139.4	115.5	185.0	170.5	159.0	290.0	181.2	358.1	137.4	
1986 D	166.1	121.1	175.9	213.1	137.6	139.2	115.5	185.3		159.0	292.4	181.3	358.1	137.5	
1987 J	167.0	122.0	177.8	216.4	132.1	140.8	115.6	185.4		162.0	297.9	181.8	379.9	138.2	
1987 F	166.8	121.4	176.5	217.5	132.0	141.1	119.0	185.8	172.1	160.0	301.5	183.8	379.9	138.7	
1987 M	166.6	121.4	175.6	216.8	132.1	140.3	119.0	186.1		160.0	302.4	184.9	379.9	139.2	
1987 A	168.3	121.2	177.5	218.9	132.1	140.5	116.4	192.4		160.0	311.9	185.3	381.7	139.7	
1987 M	167.9	121.2	177.5	218.9	132.2	140.4	116.2	190.0	173.0	164.0	315.5	185.9	381.7	140.2	
1987 J	168.1	121.7	177.5	219.4	132.2	140.4	116.2	189.7		164.0	319.8	186.3	381.7	141.1	
1987 J	168.7	122.0	178.6	220.9	134.7	140.6	124.9	189.8		164.0	321.9	186.8	381.7	141.6	
1987 A	169.2	122.3	179.2	222.1	134.8	140.9	127.0	190.4	173.9	165.0	323.4	187.1	388.3	142.4	
1987 S	169.1	122.0	178.9	223.6	134.8	140.4	127.4	190.6		164.0	326.3	187.2	388.3	142.7	
1987 O	169.9	122.2	180.7	226.2	134.9	140.3	127.6	191.0		165.0	331.9	187.5	396.2	142.6	
1987 N	170.1	122.0	181.0	227.1	134.9	140.2	128.2	191.9	174.4	166.0	334.4	188.1	397.7	142.6	
1987 D	169.5	122.1	180.8	226.8	134.9	139.4	127.3	189.1		166.0	335.5	188.7	397.7	142.7	
1988 J	169.9	122.0	181.9	226.6	134.5	140.5	125.9	189.1		168.0	343.5	190.6	406.4	143.4	
1988 F	170.3	122.1	181.5	228.1	134.5	140.6	126.9	189.5	174.1	167.0	344.7	192.7	425.9	143.9	
1988 M	170.4	122.1	181.5	228.1	134.4	140.1	126.9	190.0		167.0	346.9	193.7	426.4	144.4	
1988 A	172.7	122.5	183.1	229.6	134.5	140.5	125.6	198.7		168.0	352.2	194.5	426.5	144.8	
1988 M	173.0	122.6	183.2	230.3	134.4	140.5	126.5	198.6	174.8	171.0	357.3	195.5	432.3	145.3	
1988 J	173.4	122.7	183.2	230.0	134.4	140.5	127.8	200.1		171.0	365.4	196.5	432.3	146.4	
1988 J	174.5	123.0	184.5	230.7	137.3	141.1	127.7	201.2		171.0	365.4	200.4	432.6	147.0	
1988 A	176.5	123.4	185.6	233.9	137.3	141.3	128.8	209.6	175.6	172.0	368.3	198.2	434.6	147.5	
1988 S	176.9	123.6	185.6	234.7	137.2	141.2	129.0	210.8		171.0	369.3	199.2	435.3	148.0	
1988 O	178.6	123.7	186.2	237.3	137.2	141.1	129.1	217.4		171.0	371.6	200.2	435.3	148.0	
1988 N	179.2	124.0	185.9	237.9	137.2	141.0	129.7	219.4	178.1	174.0	373.4	201.4	435.3	148.0	
1988 D	179.9	124.5	186.5	239.0	137.2	141.8	128.9	220.2		175.0	376.6	202.4	435.3	148.4	

1) Rents included from July 1987 for Luxemburg.

2) Excluding rent for Portugal.

3) Imputed rent for owner occupied dwellings not covered for Ireland.

1) Loyers compris à partir de juillet 1987 pour le Luxembourg.

2) Sans loyers pour le Portugal.

3) Ne couvre pas les loyers fictifs des habitations occupées par le propriétaire pour l'Irlande.

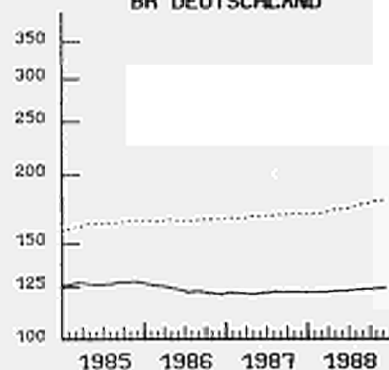
VERBRAUCHERPREISE
MIETE, HEIZUNG, BELEUCHTUNG

CONSUMER PRICES
RENT, FUEL, POWER

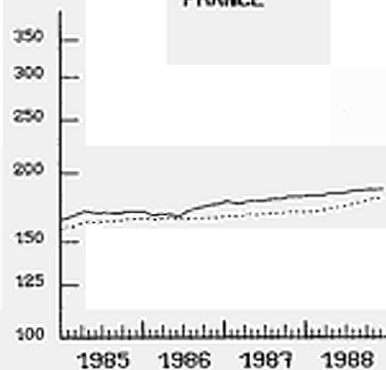
PRIX A LA CONSOMMATION
LOGEMENT, CHAUFFAGE, ECLAIRAGE

1980 = 100

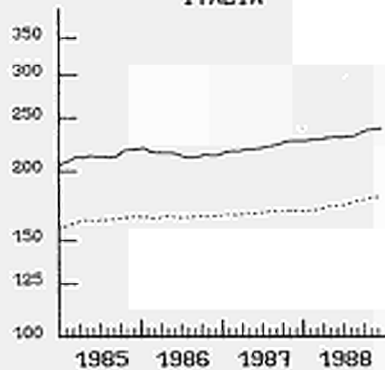
BR DEUTSCHLAND



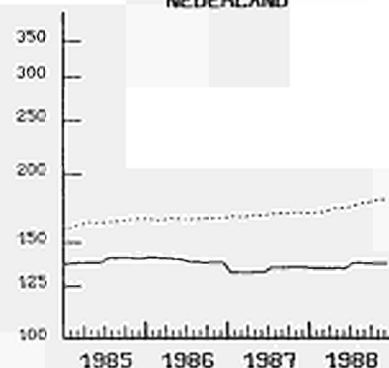
FRANCE



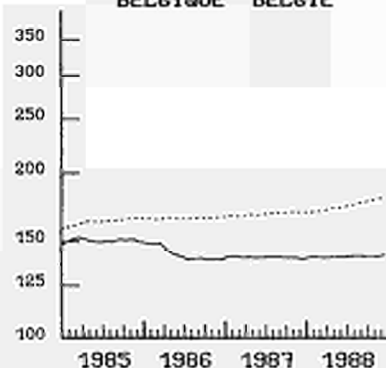
ITALIA



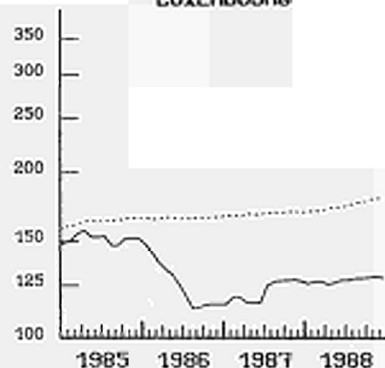
NEDERLAND



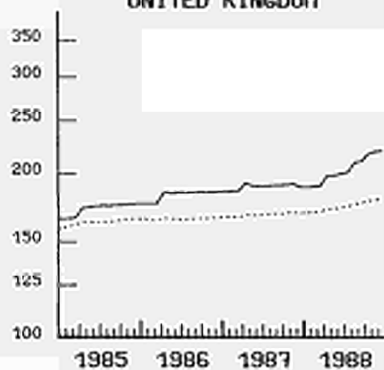
BELGIQUE BELGIE



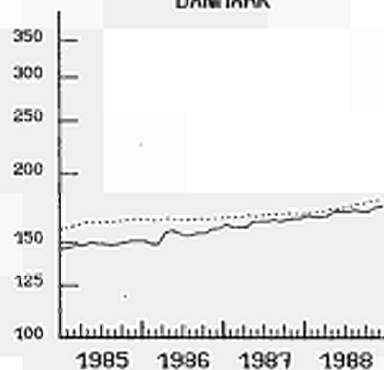
LUXEMBOURG



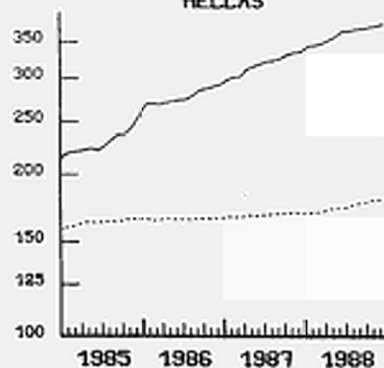
UNITED KINGDOM



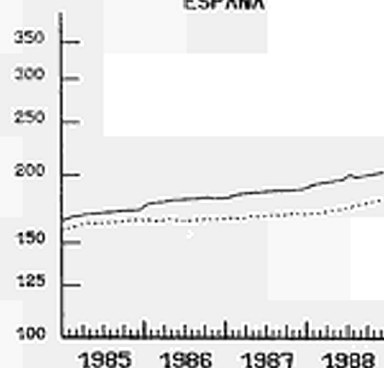
DANMARK



HELLAS



ESPANA



EINFACH-LOGARITHMISCHE SKALA

..... EUR 12
SEMI-LOGARITHMIC SCALE

ECHELLE SEMI-LOGARITHMIQUE

CONSUMER PRICES

PRIX A LA CONSOMMATION

RENTS AND WATER CHARGES (1),(2),(3)

LOYERS ET CHARGES D'EAU (1),(2),(3)

	EUR12	BR DEUTSCH LAND	FRANCE	ITALIA	NEDER- LAND	BELGIQUE BELGIE	LUXEM- BOURG	UNITED KINGDOM	IRELAND	DANMARK	ELLAS	ESPANA	PORTUGAL	USA	
	PRICE INDICES							1980 = 100	INDICES DE PRIX						
1985 Ø	153.1	123.9	158.7	207.9	131.9	136.1	:	184.1	156.6	147.0	230.1	152.9	:	135.6	
1986 Ø	163.6	126.4	167.5	226.1	135.6	140.9	:	202.3	161.0	153.2	281.5	159.9	:	143.0	
1987 Ø	172.1	128.6	177.1	239.8	139.2	146.1	:	214.9	168.3	160.6	333.6	164.6	:	149.7	
1988 Ø	182.9	131.9	187.7	252.7	138.7	149.9	:	235.9	179.5	171.0	397.5	174.7	:	157.0	
1986 J	158.9	125.3	164.1	220.8	134.0	138.8	:	189.1		150.0	265.4	157.7	:	139.8	
1986 F	159.1	125.6	164.4	221.2	134.0	140.2	:	189.1	160.6	150.0	267.4	157.9	:	140.1	
1986 M	159.3	125.8	164.7	221.4	134.0	140.2	:	189.2		150.0	267.8	158.4	:	140.9	
1986 A	163.4	126.0	166.7	224.1	134.0	140.2	:	206.7		150.0	277.3	158.9	:	142.0	
1986 M	163.6	126.1	166.8	224.5	134.0	140.3	:	206.4	161.3	154.0	278.8	159.3	:	142.3	
1986 J	163.7	126.3	167.0	224.5	134.1	140.3	:	206.4		154.0	281.9	159.3	:	142.6	
1986 J	165.0	126.6	168.2	225.8	137.2	140.9	:	206.5		154.0	283.2	165.2	:	143.2	
1986 A	164.6	126.8	168.3	226.0	137.2	141.6	:	206.5	159.7	154.0	284.4	159.5	:	143.8	
1986 S	164.7	126.9	168.5	226.2	137.2	141.9	:	206.6		154.0	287.2	159.7	:	144.4	
1986 O	166.6	127.0	170.3	232.8	137.3	141.9	:	206.7		154.0	290.9	160.5	:	145.4	
1986 N	166.9	127.2	170.6	233.1	137.3	142.3	:	206.8	162.6	157.0	295.1	161.1	:	145.6	
1986 D	167.2	127.3	170.7	233.3	137.3	142.5	:	207.6		157.0	299.1	161.4	:	145.7	
1987 J	168.2	127.5	172.6	235.8	137.4	143.5	:	207.6		157.0	308.3	161.6	:	146.4	
1987 F	168.7	127.9	172.8	236.0	137.4	146.1	:	208.4	162.7	157.0	314.0	162.2	:	147.0	
1987 M	169.0	128.1	173.1	236.0	137.5	145.8	:	208.8		157.0	315.5	163.4	:	148.2	
1987 A	172.0	128.3	175.9	238.5	137.5	146.1	:	219.2		157.0	323.5	164.0	:	148.5	
1987 M	171.6	128.4	176.2	238.7	137.5	146.2	:	215.7	170.5	157.0	325.2	164.3	:	148.8	
1987 J	171.8	128.6	176.3	238.7	137.6	146.2	:	215.1		162.0	332.5	164.8	:	149.2	
1987 J	172.6	128.8	178.1	239.7	140.8	146.4	:	215.9		162.0	334.7	165.0	:	149.8	
1987 A	172.9	128.9	178.2	239.9	140.9	146.4	:	216.7	169.9	162.0	338.5	165.4	:	149.7	
1987 S	173.3	129.2	178.3	240.3	141.0	146.5	:	217.4		162.0	343.2	165.6	:	151.3	
1987 O	174.9	129.3	181.0	244.3	141.1	146.3	:	218.6		162.0	352.5	166.0	:	152.2	
1987 N	175.5	129.4	181.2	244.9	141.1	146.7	:	219.8	170.1	166.0	356.7	166.3	:	152.4	
1987 D	174.8	129.4	181.2	244.9	141.1	146.8	:	215.5		166.0	358.6	166.8	:	152.8	
1988 J	176.3	130.0	183.6	247.0	141.3	148.2	:	215.5		167.0	371.8	169.0	:	153.9	
1988 F	176.8	130.4	183.7	247.4	141.3	148.6	:	216.4	172.6	167.0	374.0	170.5	:	154.4	
1988 M	177.2	130.7	183.9	247.8	141.2	148.8	:	217.2		167.0	377.7	171.5	:	155.1	
1988 A	180.6	130.9	186.4	250.1	141.3	149.1	:	230.0		167.0	386.8	172.5	:	155.4	
1988 M	181.0	131.2	186.6	250.9	141.3	149.6	:	228.5	175.7	172.0	395.0	174.0	:	155.9	
1988 J	181.4	131.4	186.7	251.1	141.3	149.8	:	229.2		172.0	401.3	175.0	:	156.4	
1988 J	182.5	131.8	188.6	252.6	145.6	150.1	:	230.0		172.0	401.5	176.0	:	157.4	
1988 A	185.2	132.4	188.7	253.0	145.6	150.2	:	243.8	180.6	172.0	406.5	176.5	:	158.3	
1988 S	185.8	133.0	188.9	253.6	145.6	150.4	:	245.5		172.0	408.1	177.0	:	158.6	
1988 O	189.4	133.5	191.6	259.3	145.6	150.8	:	256.0		172.0	411.9	177.5	:	159.1	
1988 N	189.2	133.9	191.7	259.7	116.9	151.2	:	259.1	189.2	176.0	415.3	178.0	:	159.5	
1988 D	189.6	134.1	191.8	259.7	116.9	151.6	:	260.2		176.0	420.6	178.5	:	159.7	

1) Including imputed rents for owner occupied accommodation excluding for Ireland.

2) Not available for Luxemburg at this base.

3) Not available for Portugal.

1) Y compris les loyers fictifs pour logement en propriété.

2) Pas disponible sur cette base pour le Luxembourg.

3) Pas disponible pour le Portugal.

F

CONSUMER PRICES

HOUSEHOLD GOODS AND SERVICES

PRIX A LA CONSOMMATION

BIENS ET SERVICES DE MENAGE

	EUR12	BR DEUTSCH LAND	FRANCE	ITALIA	NEDER- LAND	BELGIQUE BELGIE	LUXEM- BOURG	UNITED KINGDOM	IRELAND	DANMARK	ELLAS	ESPAÑA	PORTU- GAL	USA
	PRICE INDICES				1980 = 100				INDICES DE PRIX					
1985 Ø	146.1	117.7	154.0	184.1	112.9	131.5	136.8	131.2	158.3	145.3	267.2	173.6	270.3	120.1
1986 Ø	152.9	119.1	160.8	195.9	114.6	137.4	142.8	135.1	161.5	149.8	347.1	190.7	308.4	121.7
1987 Ø	157.5	120.5	166.4	205.7	115.7	140.8	145.2	139.2	163.0	154.8	412.2	199.4	336.1	124.0
1988 Ø	162.1	121.9	170.2	215.7	116.5	142.8	146.9	145.8	167.9	160.8	451.8	206.8	369.9	126.6
1986 J	150.0	118.5	157.6	190.2	113.8	134.7	138.8	133.7		148.0	319.0	183.2	284.3	120.9
1986 F	150.8	118.8	158.1	192.6	114.1	135.3	140.5	134.6	160.5	148.0	313.1	185.2	292.6	121.0
1986 M	151.3	118.9	158.9	193.1	114.2	135.8	141.5	132.7		149.0	335.0	188.3	296.1	121.4
1986 A	152.1	119.0	159.8	193.7	114.4	136.3	141.7	134.6		149.0	341.2	189.6	298.5	121.3
1986 M	152.6	118.9	160.4	195.7	114.5	136.8	141.9	134.7	162.0	150.0	343.6	190.2	302.3	121.5
1986 J	153.2	119.0	160.9	196.3	114.5	137.3	147.0	136.1		150.0	347.8	191.5	305.4	121.6
1986 J	153.2	119.1	161.4	196.4	114.4	137.8	142.8	135.3		150.0	345.8	191.9	307.5	121.8
1986 A	153.3	119.2	161.7	196.6	114.5	138.3	143.3	135.4	161.4	150.0	337.8	192.2	309.1	121.8
1986 S	153.9	119.3	162.2	197.2	114.6	138.6	143.7	135.6		151.0	362.6	193.2	312.6	122.3
1986 O	154.3	119.4	162.6	197.7	115.3	139.1	144.1	135.9		151.0	367.7	193.8	315.1	122.3
1986 N	155.0	119.6	163.0	200.3	115.3	139.5	144.3	136.5	162.2	151.0	375.4	194.5	317.9	122.1
1986 D	155.2	119.6	163.5	200.7	115.4	139.7	144.3	136.6		151.0	375.8	195.1	318.6	122.7
1987 J	155.3	119.8	163.9	200.9	115.4	139.9	145.1	136.1		151.0	375.5	195.7	323.6	123.0
1987 F	155.9	120.0	164.5	202.5	115.5	140.2	145.0	136.5	161.8	152.0	381.3	196.4	327.1	123.3
1987 M	156.5	120.1	165.5	202.9	115.7	140.5	145.2	137.2		153.0	401.8	197.9	328.6	123.6
1987 A	157.0	120.3	166.0	203.2	115.7	140.6	145.2	138.0		154.0	411.7	198.4	330.9	124.1
1987 M	157.5	120.4	166.3	205.5	115.7	140.8	145.3	138.8	163.2	155.0	418.4	199.0	332.8	124.0
1987 J	157.7	120.5	166.7	205.8	115.7	140.8	145.2	139.0		155.0	419.9	199.6	334.5	124.0
1987 J	157.7	120.5	166.9	206.0	115.6	140.8	145.3	139.0		155.0	417.8	199.7	335.1	124.1
1987 A	157.9	120.7	167.1	206.7	115.8	140.9	145.4	139.4	163.1	155.0	408.0	200.2	338.8	124.2
1987 S	158.2	120.8	167.3	206.9	115.8	141.0	145.3	140.3		156.0	421.8	200.6	341.9	124.4
1987 O	158.6	120.9	167.6	207.7	115.9	141.2	145.2	141.0		157.0	432.0	201.2	343.8	124.3
1987 N	159.1	120.9	167.3	210.2	116.0	141.3	145.1	142.2	163.9	157.0	434.9	201.8	346.9	124.3
1987 D	159.2	121.0	167.5	210.6	116.1	141.6	145.2	142.4		157.0	423.0	202.1	349.2	124.2
1988 J	159.3	121.1	167.9	210.4	115.7	141.7	145.6	142.1		157.0	429.4	202.7	351.7	124.4
1988 F	160.0	121.4	168.3	212.5	116.2	142.0	145.6	143.0	165.6	158.0	413.4	203.5	363.8	124.7
1988 M	160.8	121.6	169.3	212.8	116.4	142.1	146.3	143.5		160.0	445.4	205.1	365.2	125.4
1988 A	161.2	121.7	169.8	213.2	116.5	142.3	146.4	144.3		160.0	450.7	205.6	366.1	126.3
1988 M	161.7	121.8	170.1	214.8	116.7	142.5	146.8	145.0	167.3	161.0	455.5	206.1	367.6	126.5
1988 J	162.0	121.9	170.3	215.2	116.7	142.7	147.0	145.3		161.0	457.6	206.6	371.3	126.9
1988 J	162.2	121.9	170.5	215.6	116.4	142.8	147.5	146.1		161.0	451.6	207.3	371.1	127.1
1988 A	162.5	122.1	170.8	216.3	116.6	143.0	147.4	146.9	168.7	161.0	431.3	207.6	372.4	127.0
1988 S	163.0	122.2	171.1	216.9	116.7	143.2	147.5	147.6		162.0	455.2	208.3	374.1	127.4
1988 O	163.5	122.3	171.5	217.4	116.8	143.5	147.7	148.1		162.0	473.9	209.0	376.6	127.7
1988 N	164.3	122.5	171.4	221.8	116.9	143.8	147.8	148.8	170.0	163.0	477.6	209.8	378.2	128.0
1988 D	164.5	122.5	171.7	221.5	116.9	144.1	147.8	149.0		163.0	480.0	210.5	380.7	128.0

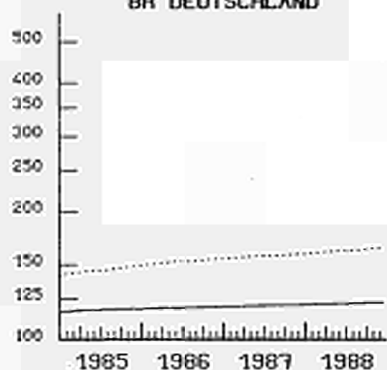
VERBRAUCHERPREISE
WAREN U. DIENSTEN FÜR DEN HAUSHALT

CONSUMER PRICES
HOUSEHOLD GOODS AND SERVICES

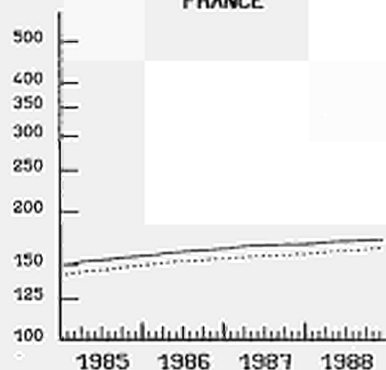
PRIX A LA CONSOMMATION
BIENS ET SERVICES POUR LE MENAGE

1980 = 100

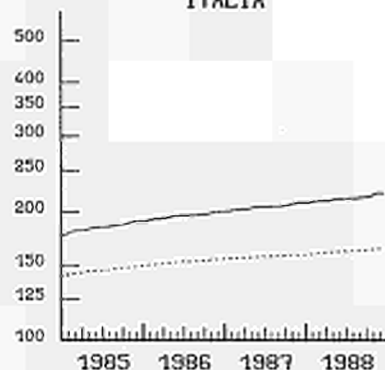
BR DEUTSCHLAND



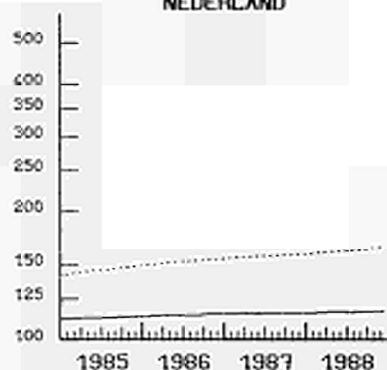
FRANCE



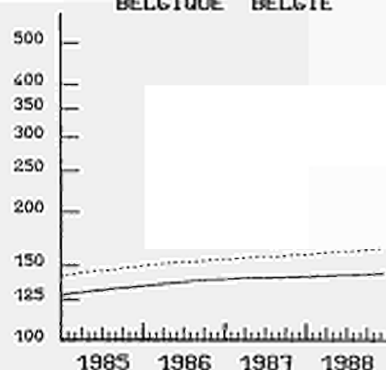
ITALIA



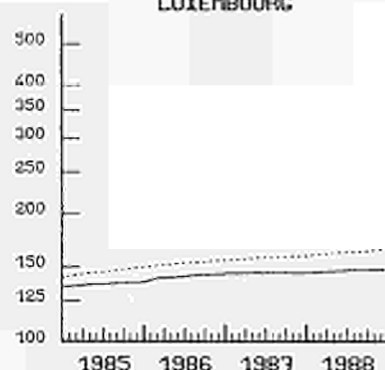
NEDERLAND



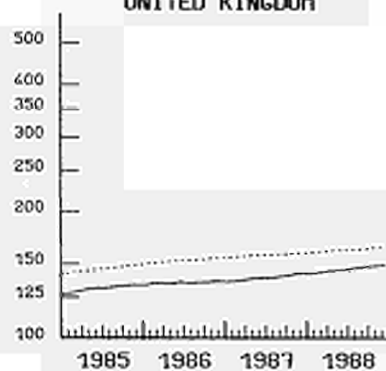
BELGIQUE BELGIE



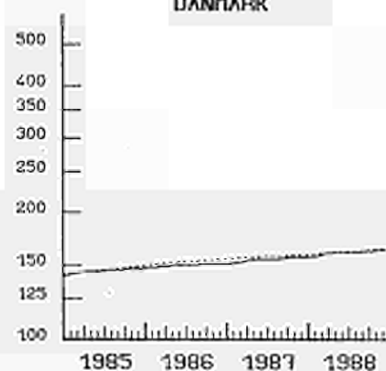
LUXEMBOURG



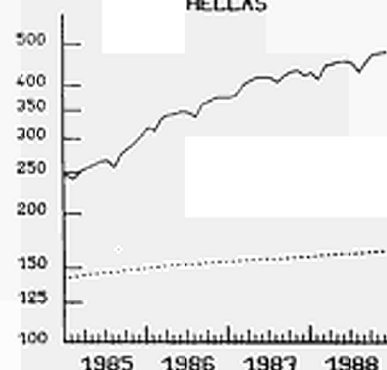
UNITED KINGDOM



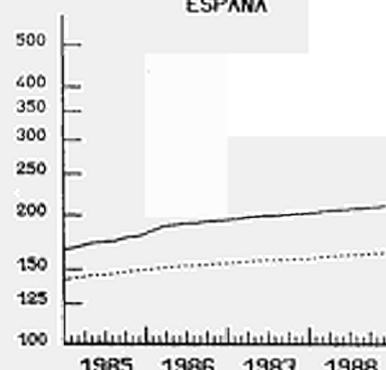
DANMARK



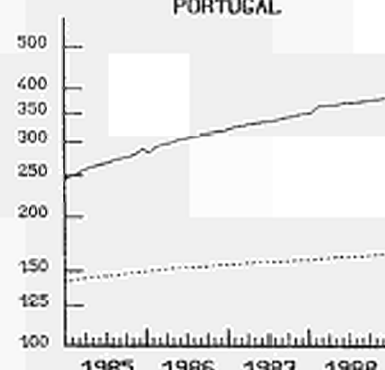
HELLAS



ESPANA



PORTUGAL



EINFACH-LOGARITHMISCHE SKALA

----- EUR 12
SEMI-LOGARITHMIC SCALE

ECHELLE SEMI-LOGARITHMIQUE

F1

CONSUMER PRICES

FURNITURE, FLOORCOVERINGS, HOUSEHOLD TEXTILES

PRIX A LA CONSOMMATION

MEUBLES, REVETMENTS DE SOL, TEXTILE DE MENAGE

	EUR12	BR DEUTSCH LAND	FRANCE	ITALIA	NEDER- LAND	BELGIQUE BELGIE	LUXEM- BOURG	UNITED KINGDOM	IRELAND	DANMARK	ELLAS	ESPANA	PORTU- GAL	USA
	PRICE INDICES 1980 = 100 INDICES DE PRIX													
1985 Ø	143.1	119.4	151.9	181.8	112.7	125.4	137.5	119.4	154.1	143.6	275.3	169.2	255.4	112.2
1986 Ø	151.0	120.5	159.2	195.3	114.5	132.6	144.9	124.1	157.7	149.2	353.1	185.4	301.5	113.7
1987 Ø	157.4	121.8	165.2	206.2	115.9	134.2	148.0	126.5	159.4	153.8	435.2	195.6	344.3	115.2
1988 Ø	163.4	123.1	169.9	218.3	116.5	136.9	150.8	131.5	163.0	158.9	475.2	204.8	388.2	117.0
1986 J	147.3	120.0	155.7	188.9	113.6	128.3	139.9	120.8		146.6	324.7	178.4	280.9	112.3
1986 F	148.4	120.3	156.2	192.5	113.9	128.7	142.4	122.5	156.7	146.8	316.3	180.5	287.3	112.8
1986 M	149.3	120.5	157.1	192.9	114.0	129.2	144.3	123.1		147.8	335.0	182.3	288.7	113.9
1986 A	149.9	120.5	158.0	193.2	114.3	129.7	144.5	124.1		148.3	343.0	183.9	291.9	113.5
1986 M	150.7	120.2	158.8	195.8	114.4	130.3	144.6	125.3	157.4	148.3	345.9	184.6	295.6	113.6
1986 J	151.2	120.4	159.4	196.2	114.3	130.7	145.3	125.1		149.3	351.4	186.0	298.7	114.1
1986 J	151.3	120.4	159.9	196.2	114.1	138.4	145.7	123.3		149.3	346.9	186.5	302.4	113.7
1986 A	151.2	120.4	160.2	195.5	114.3	138.9	146.0	123.2	158.2	150.3	341.6	186.9	305.1	113.4
1986 S	152.2	120.5	160.7	195.6	114.4	139.2	146.2	124.0		150.5	372.2	187.8	310.8	114.2
1986 O	152.5	120.6	161.1	196.3	115.4	132.2	146.3	124.9		151.5	377.9	188.5	315.1	114.3
1986 N	153.8	120.8	161.6	200.0	115.4	132.7	146.5	126.1	158.7	150.7	391.3	189.6	319.3	114.2
1986 D	154.0	120.8	162.0	200.3	115.4	133.0	146.7	126.3		150.7	391.4	190.1	322.5	114.6
1987 J	153.9	120.9	162.3	200.4	115.3	133.1	147.7	123.6		150.9	392.1	190.8	325.8	114.8
1987 F	154.9	121.2	162.8	202.8	115.5	133.3	147.5	124.5	158.1	150.9	398.2	192.0	332.1	114.9
1987 M	155.9	121.4	164.4	203.0	115.9	133.5	148.0	125.1		152.1	422.3	192.9	334.2	115.2
1987 A	156.6	121.6	164.9	203.3	115.8	133.7	147.9	125.9		153.4	435.3	194.1	338.0	115.7
1987 M	157.5	121.8	165.2	206.3	115.9	133.9	147.6	126.4	159.8	153.6	442.9	195.1	339.6	115.1
1987 J	157.7	121.9	165.6	206.4	115.9	134.1	148.0	126.3		153.6	443.3	195.9	342.1	115.1
1987 J	157.8	121.9	165.8	206.5	115.7	134.2	148.2	126.3		154.4	441.7	196.2	345.0	115.2
1987 A	157.8	122.0	165.9	207.1	115.8	134.4	148.2	125.8	160.0	154.4	433.1	196.7	347.7	115.5
1987 S	158.4	122.1	166.3	207.4	115.9	134.6	148.2	127.2		154.4	443.9	197.3	349.8	115.6
1987 O	159.0	122.2	166.7	208.0	116.1	134.9	148.4	128.2		155.4	452.8	198.0	354.2	115.2
1987 N	159.7	122.0	166.0	211.5	116.3	135.0	148.4	129.5	159.7	156.1	455.7	198.9	359.9	115.2
1987 D	160.0	122.0	166.4	211.7	116.3	135.4	148.4	129.5		156.1	461.5	199.4	362.8	114.9
1988 J	159.9	122.2	166.8	211.9	115.7	135.5	148.9	127.3		155.9	453.9	199.8	369.3	115.1
1988 F	160.6	122.6	167.2	214.4	116.3	135.8	149.1	128.8	161.1	156.9	437.5	201.2	374.2	115.4
1988 M	162.0	122.9	169.0	214.7	116.5	136.1	150.3	130.2		158.1	469.3	202.6	377.7	116.5
1988 A	162.5	122.9	169.8	215.2	116.5	136.2	150.3	130.7		158.9	476.4	203.4	381.3	116.7
1988 M	163.3	123.1	170.2	218.1	116.7	136.6	150.6	131.5	162.6	158.7	479.5	204.3	382.7	116.7
1988 J	163.5	123.2	170.4	218.3	116.7	136.8	150.9	131.2		158.7	481.3	204.9	385.0	117.1
1988 J	163.5	123.2	170.4	218.4	116.3	137.0	151.8	131.0		158.9	476.0	205.4	388.7	117.4
1988 A	163.5	123.2	170.8	219.6	116.5	137.2	151.5	131.9	163.4	158.9	453.8	205.6	390.9	117.7
1988 S	164.3	123.3	171.2	219.9	116.5	137.4	151.6	133.0		159.9	472.6	206.4	392.3	117.6
1988 O	165.1	123.4	171.4	220.7	116.9	137.6	151.6	133.5		160.7	498.5	207.5	397.9	117.8
1988 N	165.9	123.4	170.9	224.1	117.0	138.0	151.6	134.3	164.8	160.7	501.6	208.3	407.0	118.0
1988 D	166.2	123.5	171.3	224.4	117.0	138.3	151.6	134.4		160.9	502.5	208.8	411.1	117.8

F2

CONSUMER PRICES

HOUSEHOLD APPLIANCES, UTENSILS AND SERVICES

PRIX A LA CONSOMMATION

APPAREILS, USTENSILES ET SERVICES DE MENAGE

	EUR12	BR DEUTSCH LAND	FRANCE	ITALIA	NEDER- LAND	BELGIQUE BELGIE	LUXEM- BOURG	UNITED KINGDOM	IRELAND	DANMARK	ELLAS	ESPANA	PORTU- GAL	USA
	PRICE INDICES				1980 = 100				INDICES DE PRIX					
1985 Ø	152.9	115.5	156.0	185.6	113.3	136.4	138.4	131.3	161.1	146.9	272.0	179.0	278.0	120.6
1986 Ø	161.6	117.2	162.4	196.5	114.8	142.9	141.8	134.4	164.0	150.6	357.7	197.0	309.2	121.8
1987 Ø	168.3	119.7	167.6	205.9	115.6	146.4	144.0	138.3	165.6	155.1	417.8	204.6	330.5	124.9
1988 Ø	174.2	121.0	170.7	214.8	116.6	148.0	144.5	145.2	171.2	164.8	460.3	210.7	355.6	128.8
1986 J	157.8	116.5	159.5	191.2	114.1	139.9	139.9	133.4		148.4	329.5	189.1	288.4	121.0
1986 F	158.7	116.7	159.9	192.9	114.4	140.6	140.5	134.3	163.0	148.6	326.5	191.1	298.5	121.1
1986 M	160.1	116.8	160.7	193.5	114.5	141.2	140.3	135.1		150.2	348.5	195.1	303.7	121.1
1986 A	160.4	116.9	161.4	194.2	114.6	141.6	140.4	133.0		150.7	353.4	196.1	305.5	121.4
1986 M	161.0	117.0	161.9	196.0	114.7	142.2	140.9	133.1	165.0	151.2	356.6	195.6	309.3	121.5
1986 J	162.0	117.2	162.4	196.6	114.7	142.8	141.2	135.4		151.2	359.8	197.8	312.3	121.9
1986 J	162.1	117.2	162.9	197.0	114.8	143.3	141.4	134.6		151.2	360.5	198.3	313.0	121.6
1986 A	162.2	117.4	163.1	197.6	114.8	144.0	142.2	134.7	163.5	150.4	351.9	198.6	313.7	121.5
1986 S	163.0	117.5	163.6	198.2	114.8	144.4	143.1	134.6		150.9	370.8	199.8	315.3	122.2
1986 O	163.5	117.6	164.1	198.9	115.1	144.8	143.6	134.5		151.4	376.0	200.2	316.2	122.3
1986 N	164.2	118.0	164.4	200.9	115.3	145.1	144.0	135.1	164.4	151.4	379.3	200.6	317.8	122.5
1986 D	164.5	118.0	164.9	201.2	115.3	145.4	143.8	135.3		151.6	380.0	201.2	316.2	123.0
1987 J	164.8	119.0	165.5	200.4	115.6	145.6	144.3	135.3		151.6	380.2	201.7	322.9	123.5
1987 F	165.8	119.2	166.0	202.8	115.5	146.0	144.1	135.6	164.2	151.6	389.8	202.2	324.0	123.8
1987 M	166.7	119.3	166.7	203.0	115.4	146.3	144.1	136.2		153.5	406.8	203.9	324.9	124.2
1987 A	167.2	119.3	167.1	203.7	115.4	146.4	144.3	137.1		154.8	413.7	204.1	325.9	124.6
1987 M	168.0	119.5	167.5	205.4	115.4	146.5	144.3	137.9	165.4	155.9	419.7	204.3	328.1	125.1
1987 J	168.3	119.5	167.8	206.0	115.5	146.4	144.1	138.1		156.1	421.3	204.7	329.1	125.1
1987 J	168.5	119.6	168.0	206.3	115.6	146.4	144.2	138.4		156.4	421.3	204.8	330.7	125.2
1987 A	168.7	119.9	168.2	206.9	115.7	146.4	144.4	138.8	166.1	156.4	412.3	205.2	332.3	125.1
1987 S	169.3	119.9	168.4	207.2	115.6	146.5	144.0	139.5		156.9	426.9	205.5	335.8	125.4
1987 O	170.0	120.0	168.7	208.1	115.6	146.6	143.4	140.2		157.7	438.3	205.8	336.1	125.7
1987 N	170.7	120.5	168.6	210.1	115.6	146.7	143.4	141.3	166.8	155.5	441.6	206.2	337.0	125.8
1987 D	170.9	120.5	168.7	210.5	115.7	147.0	143.6	141.3		155.2	442.2	206.5	338.8	126.0
1988 J	171.1	120.5	169.0	210.2	115.9	147.1	143.8	141.8		166.4	433.7	207.2	341.4	126.3
1988 F	171.5	120.8	169.4	211.9	116.0	147.3	143.6	142.4	168.6	167.1	418.6	207.7	350.4	125.6
1988 M	172.6	120.6	169.7	212.3	116.2	147.4	143.6	142.8		168.4	450.6	209.3	351.9	125.8
1988 A	173.1	121.0	170.1	212.6	116.5	147.5	143.8	143.5		171.2	454.8	209.5	352.6	129.1
1988 M	173.4	119.8	170.3	213.6	116.6	147.6	144.3	144.2	170.5	162.2	463.6	210.0	354.4	129.2
1988 J	173.8	120.0	170.6	214.1	116.7	147.8	144.4	144.6		162.5	466.5	210.3	356.6	129.2
1988 J	174.1	120.1	170.9	214.7	116.7	148.6	144.4	145.7		162.2	460.4	211.2	356.2	129.2
1988 A	174.1	120.4	171.1	215.2	116.8	148.0	144.7	146.5	172.3	162.4	443.0	211.5	357.5	129.4
1988 S	175.4	121.9	171.4	215.8	116.9	148.5	144.8	147.0		162.7	470.4	212.2	359.1	130.0
1988 O	176.1	122.0	171.9	216.3	117.0	148.6	145.3	147.5		163.5	483.4	212.6	360.7	130.1
1988 N	177.3	122.4	172.0	220.4	117.0	148.8	145.4	148.1	173.4	164.3	488.3	213.3	362.2	130.7
1988 D	177.7	122.4	172.3	220.8	117.0	149.2	145.5	148.3		164.7	490.0	214.1	364.0	131.0

CONSUMER PRICES

PRIX A LA CONSOMMATION

TRANSPORT AND COMMUNICATIONS

TRANSPORTS ET COMMUNICATIONS

	EUR12	BR DEUTSCH LAND	FRANCE	ITALIA	NEDER- LAND	BELGIQUE BELGIE	LUXEM- BOURG	UNITED KINGDOM	IRELAND	DANMARK	ELLAS	ESPANA	PORTU- GAL	USA	
	PRICE INDICES								INDICES DE PRIX						
	1980 = 100								INDICES DE PRIX						
1985 Ø	152.1	123.2	159.9	190.7	123.0	141.3	145.7	136.9	194.3	145.2	206.9	175.8	318.6	128.1	
1986 Ø	152.9	118.3	158.3	199.0	119.6	136.0	138.3	136.6	193.2	150.0	262.0	184.3	352.2	123.1	
1987 Ø	158.3	119.5	165.4	205.5	123.7	139.0	137.1	144.0	198.0	157.9	292.0	194.1	376.3	126.9	
1988 Ø	162.9	121.5	168.7	214.2	125.6	140.2	141.4	150.3	201.4	167.6	327.2	201.9	388.6	130.8	
1986 J	152.9	122.5	158.9	196.4	121.5	139.6	145.9	133.7		145.0	252.1	180.7	349.1	129.7	
1986 F	152.5	120.2	156.3	196.6	120.1	137.4	143.8	137.1	196.3	143.0	252.7	181.7	349.1	127.8	
1986 M	152.0	118.1	155.4	197.8	118.3	135.3	140.7	138.0		144.0	253.9	181.4	354.4	124.0	
1986 A	151.7	117.3	156.5	198.1	118.7	135.8	137.7	135.6		149.0	255.3	182.9	356.3	121.4	
1986 M	152.1	117.5	158.2	198.3	119.2	135.9	137.6	134.7	191.9	151.0	259.5	183.9	354.6	122.4	
1986 J	153.3	118.9	159.7	199.1	118.9	136.3	141.4	136.1		152.0	259.5	184.8	354.6	123.5	
1986 J	153.0	117.9	160.0	199.3	118.1	135.5	137.5	135.7		152.0	260.6	186.0	355.6	122.0	
1986 A	152.7	117.2	158.8	199.7	118.8	134.1	134.2	135.8	190.7	152.0	264.4	186.1	355.6	120.6	
1986 S	153.7	118.3	159.2	200.0	119.8	135.5	134.5	137.7		153.0	269.8	186.3	355.6	121.0	
1986 O	153.5	117.3	159.1	200.2	119.6	135.5	135.6	137.8		153.0	270.3	186.7	359.3	121.2	
1986 N	153.6	117.0	158.6	200.8	120.9	135.5	135.5	138.6	194.1	153.0	271.9	185.7	359.3	121.8	
1986 D	153.8	117.3	158.6	201.2	121.0	135.8	135.1	138.6		153.0	273.7	185.7	366.7	122.0	
1987 J	155.6	118.4	162.8	201.4	122.7	137.6	136.0	140.1		154.0	275.3	186.6	371.5	123.5	
1987 F	156.2	118.3	163.2	202.3	122.5	137.3	137.5	141.2	197.0	153.0	278.5	190.2	371.5	124.1	
1987 M	156.5	118.5	163.4	202.7	123.3	138.1	137.3	141.5		155.0	279.5	190.8	371.7	124.4	
1987 A	157.7	119.7	164.7	203.3	123.9	139.2	137.7	142.4		157.0	286.5	193.7	374.2	125.5	
1987 M	158.1	119.8	165.2	203.5	123.9	139.5	138.2	143.3	198.7	158.0	292.3	194.2	376.1	126.1	
1987 J	158.4	120.0	165.9	204.0	124.1	139.7	138.7	143.9		159.0	294.8	194.2	376.1	126.9	
1987 J	159.1	120.1	166.8	205.0	124.1	140.0	138.8	145.3		159.0	296.6	195.7	378.1	127.6	
1987 A	159.4	120.3	167.7	205.4	124.5	140.1	139.1	145.6	198.2	159.0	297.3	196.0	375.5	128.2	
1987 S	159.6	119.4	167.1	209.6	124.0	139.4	139.2	146.0		160.0	298.6	196.3	375.9	128.3	
1987 O	159.6	119.9	166.1	209.6	124.1	139.5	138.8	146.3		160.0	299.4	196.9	381.5	128.9	
1987 N	159.6	119.9	166.1	209.6	124.2	139.2	139.1	146.5	198.2	160.0	300.6	197.2	381.5	129.8	
1987 D	159.3	120.0	165.6	209.6	123.6	138.8	124.7	146.1		161.0	304.2	197.4	381.5	129.6	
1988 J	159.7	119.7	165.3	211.1	124.1	138.3	139.5	146.7		164.0	304.4	198.1	384.9	128.9	
1988 F	160.2	120.0	165.8	211.7	124.6	138.6	139.7	146.6	198.9	165.0	305.5	200.0	391.4	128.6	
1988 M	160.9	120.5	166.7	212.4	124.9	138.6	140.3	147.3		165.0	307.8	201.0	393.4	128.2	
1988 A	161.7	121.1	167.2	212.6	125.3	138.8	140.6	148.8		166.0	314.8	201.5	395.1	129.1	
1988 M	162.1	121.7	167.5	213.0	126.0	139.8	140.5	149.3	200.4	168.0	312.2	200.1	405.9	130.2	
1988 J	163.1	122.0	168.7	214.2	126.1	140.4	141.4	150.3		169.0	316.7	201.9	407.0	130.6	
1988 J	163.6	122.0	169.6	214.2	126.2	140.9	142.0	151.5		168.0	317.1	202.7	408.6	131.1	
1988 A	164.2	122.3	170.5	215.9	126.4	141.1	142.7	152.0	203.1	168.0	318.3	202.9	410.5	132.0	
1988 S	164.5	122.2	170.9	216.3	126.4	141.3	142.6	152.4		169.0	320.3	203.0	411.3	132.1	
1988 O	164.5	122.0	170.6	215.9	125.6	141.5	142.7	152.9		169.0	322.4	203.5	412.7	132.4	
1988 N	164.7	122.2	170.6	216.4	126.2	141.3	142.7	152.9	203.4	170.0	324.2	203.8	415.2	133.3	
1988 D	164.9	122.5	171.0	216.6	125.9	141.5	141.9	152.5		170.0	329.3	204.5	415.5	133.4	

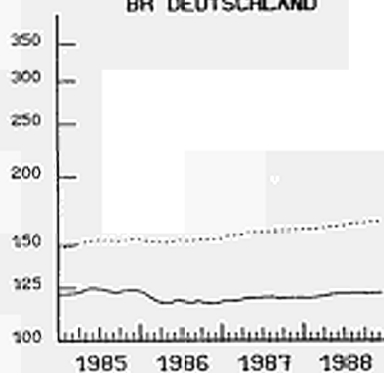
VERBRAUCHERPREISE
VERKEHR, NACHRICHTENUEBERMITTLUNG

CONSUMER PRICES
TRANSPORT, COMMUNICATIONS

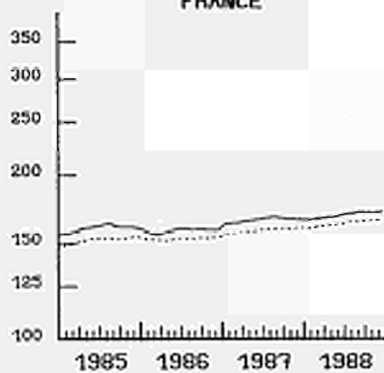
PRIX A LA CONSOMMATION
TRANSPORTS, COMMUNICATIONS

1980 = 100

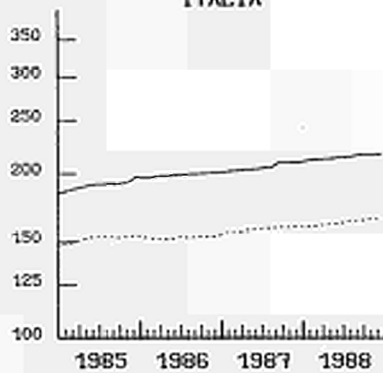
BR DEUTSCHLAND



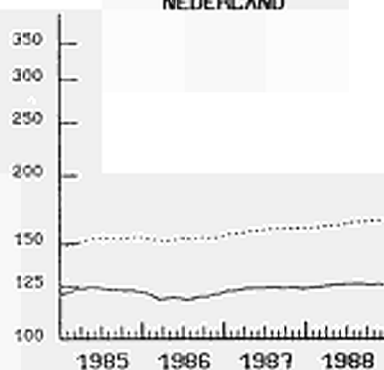
FRANCE



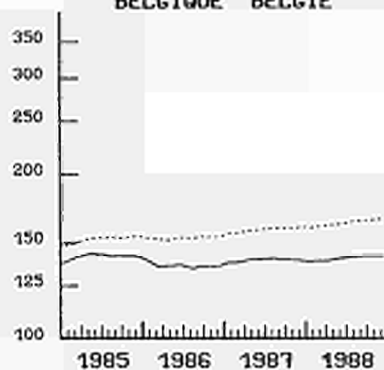
ITALIA



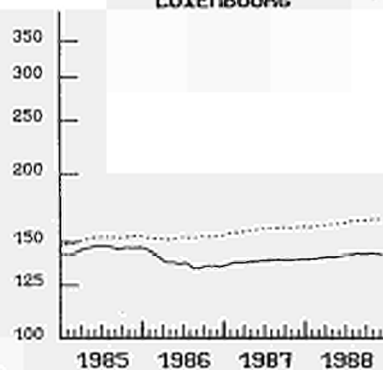
NEDERLAND



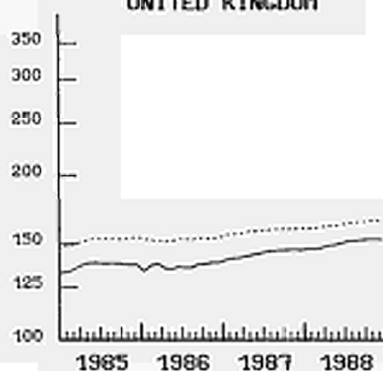
BELGIQUE BELGIE



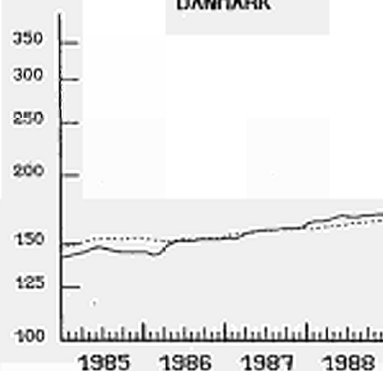
LUXEMBOURG



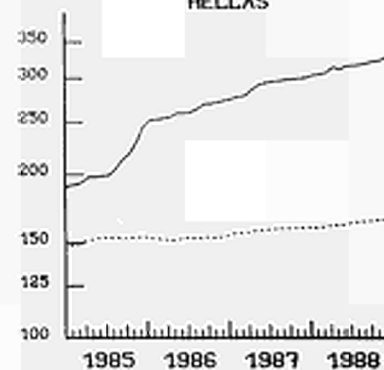
UNITED KINGDOM



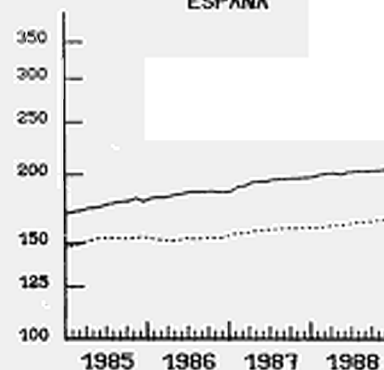
DANMARK



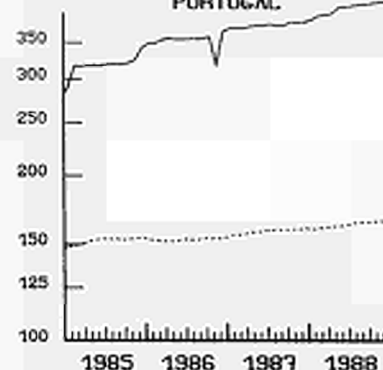
HELLAS



ESPAÑA



PORTUGAL



EINFACH-LOGARITHMISCHE SKALA

..... EUR 12
SERI-LOGARITHMIC SCALE

ECHELLE SERI-LOGARITHMIQUE

CONSUMER PRICES

PRIX A LA CONSOMMATION

PRIVATE TRANSPORT

TRANSPORT PRIVE

	EUR12	BR DEUTSCH LAND	FRANCE	ITALIA	NEDER- LAND	BELGIQUE BELGIE	LUXEM- BOURG	UNITED KINGDOM	IRELAND	DANMARK	ELLAS	ESPANA	PORTU- GAL	USA	
	PRICE INDICES							1980 = 100	INDICES DE PRIX						
1985 Ø	150.1	124.1	160.3	186.0	124.7	142.7	:	134.7	194.4	150.2	212.3	166.6	230.7	126.1	
1986 Ø	149.4	119.5	156.7	189.3	120.2	135.8	:	133.3	191.3	151.8	266.7	173.4	252.0	120.2	
1987 Ø	155.2	120.5	164.7	194.9	124.9	139.1	:	140.6	196.9	159.8	295.2	182.2	275.3	123.8	
1988 Ø	160.5	122.7	168.6	204.1	127.1	136.5	:	146.9	200.8	163.1	317.7	189.1	306.1	127.8	
1986 J	151.3	124.4	158.1	190.4	122.8	140.5	:	134.3		151.6	255.6	171.8	248.9	127.4	
1986 F	149.5	121.8	155.1	188.2	121.0	137.5	:	133.7	195.6	152.6	258.8	172.7	248.9	125.3	
1986 M	148.1	119.3	153.8	188.4	118.8	134.9	:	132.0		152.9	259.2	171.3	248.9	121.3	
1986 A	148.1	118.4	155.0	188.4	119.2	135.5	:	131.3		153.9	259.9	171.7	252.5	118.5	
1986 M	148.2	118.6	156.4	188.5	119.8	135.6	:	130.3	189.5	148.4	264.9	172.6	249.1	119.5	
1986 J	150.6	120.0	158.3	189.0	119.4	136.1	:	138.1		148.4	266.2	173.7	249.1	120.7	
1986 J	149.2	118.9	158.7	189.1	118.3	135.1	:	131.4		147.7	266.2	174.7	250.9	119.0	
1986 A	148.7	118.1	157.0	189.4	119.2	133.5	:	131.5	187.8	148.7	269.1	174.6	250.9	117.5	
1986 S	149.7	119.3	157.5	189.4	120.4	135.1	:	133.8		150.4	273.5	174.8	250.9	117.9	
1986 O	149.9	119.3	157.4	190.0	120.1	135.0	:	133.8		149.2	274.1	175.3	258.0	118.0	
1986 N	149.8	117.9	156.8	190.3	121.8	135.1	:	134.6	192.4	158.6	276.4	174.0	258.0	118.7	
1986 D	149.9	118.1	156.5	190.3	121.9	135.4	:	135.0		159.3	276.4	174.1	258.0	118.8	
1987 J	151.9	119.4	161.9	190.4	123.7	137.4	:	136.0		160.3	279.8	175.0	264.8	120.3	
1987 F	152.8	119.2	162.6	191.6	123.5	137.1	:	137.4	195.8	161.0	286.0	179.1	264.8	120.9	
1987 M	153.2	119.3	162.8	192.0	124.4	138.0	:	137.8		165.9	287.3	179.7	264.8	121.2	
1987 A	154.5	120.6	164.3	192.5	125.0	139.3	:	138.9		169.8	291.2	181.7	269.7	122.3	
1987 M	154.6	120.6	164.7	192.6	125.0	139.6	:	139.8	197.7	156.4	292.8	182.1	273.1	122.9	
1987 J	155.0	120.7	165.2	192.9	125.3	139.8	:	140.4		156.4	296.5	182.2	273.1	123.9	
1987 J	155.9	120.9	166.3	193.9	125.3	140.2	:	142.0		157.1	298.5	183.8	276.9	124.6	
1987 A	156.5	121.3	167.4	194.5	125.9	140.3	:	142.5	196.9	157.1	299.4	183.9	276.9	125.2	
1987 S	157.0	120.6	166.5	199.4	125.1	139.4	:	142.9		158.1	301.2	184.1	276.9	125.2	
1987 O	157.2	121.2	165.2	199.5	125.3	139.7	:	143.3		158.4	302.9	184.7	287.5	125.9	
1987 N	157.2	121.2	165.2	199.8	125.2	139.3	:	143.3	197.2	158.4	301.5	184.9	287.5	126.9	
1987 D	157.1	121.3	164.6	199.8	124.7	138.8	:	142.8		159.1	304.9	185.1	287.5	126.5	
1988 J	156.9	120.7	164.5	201.5	125.2	126.8	:	142.9		159.7	306.5	185.8	288.4	125.9	
1988 F	157.5	121.1	165.1	202.0	125.7	127.1	:	142.6	197.8	160.7	309.1	187.9	294.6	125.6	
1988 M	158.1	121.5	166.2	202.4	126.2	127.2	:	143.5		160.9	312.3	188.3	296.2	125.2	
1988 A	158.8	121.9	166.8	202.4	126.6	127.1	:	145.6		161.7	316.7	188.6	297.8	125.9	
1988 M	159.8	122.6	167.6	202.7	127.5	139.9	:	145.9	199.6	163.1	317.1	186.7	307.6	127.1	
1988 J	160.7	122.8	168.8	203.6	127.7	140.6	:	147.2		163.4	318.1	189.1	308.6	127.6	
1988 J	161.4	123.1	169.8	203.8	127.7	141.2	:	148.5		163.1	318.7	189.9	310.0	128.0	
1988 A	162.1	123.8	170.6	205.7	127.8	141.5	:	148.9	202.4	163.1	319.9	189.9	311.7	129.0	
1988 S	162.4	123.7	171.1	205.8	128.0	141.7	:	149.3		164.8	320.5	190.1	312.4	129.0	
1988 O	162.4	123.6	170.7	205.9	127.1	141.9	:	149.9		165.1	322.3	190.5	313.6	129.5	
1988 N	162.7	123.8	170.7	206.5	127.9	141.7	:	149.7	203.4	165.8	324.8	190.9	315.8	130.2	
1988 D	162.9	124.0	171.3	206.5	128.2	141.9	:	149.3		165.8	326.5	191.7	316.2	130.2	

CONSUMER PRICES
PUBLIC TRANSPORT

PRIX A LA CONSOMMATION
TRANSPORT PUBLIC

	EUR12	BR DEUTSCH LAND	FRANCE	ITALIA	NEDER- LAND	BELGIQUE BELGIE	LUXEM- BOURG	UNITED KINGDOM	IRELAND	DANMARK	ELLAS	ESPANA	PORTU- GAL	USA
	PRICE INDICES				1980 = 100				INDICES DE PRIX					
1985 Ø	173.7	128.9	165.1	214.9	139.4	141.1	150.5	144.9	203.2	179.9	196.8	203.2	464.2	160.0
1986 Ø	191.7	131.4	172.6	244.8	140.2	148.4	155.3	156.4	212.8	186.9	249.4	228.4	529.6	169.4
1987 Ø	200.4	133.5	179.0	257.4	143.1	150.7	165.6	163.7	212.4	193.8	267.0	239.8	555.3	175.4
1988 Ø	210.7	137.1	185.6	265.5	145.0	151.5	166.5	173.2	214.4	210.8	298.9	255.5	577.0	178.6
1986 J	183.0	129.6	167.6	221.7	139.6	143.5	155.3	151.9		182.0	244.9	214.5	515.1	166.7
1986 F	185.3	130.2	167.9	235.4	139.6	148.5	155.3	151.3	212.0	182.0	238.4	216.8	515.1	167.8
1986 M	189.1	131.2	168.4	241.9	139.6	148.6	155.3	154.2		182.0	242.1	226.9	530.1	167.4
1986 A	190.9	131.4	170.1	243.8	140.0	148.7	155.3	157.1		182.0	246.6	227.2	530.1	167.8
1986 M	192.1	131.6	174.2	244.9	140.5	148.7	155.3	157.1	213.0	187.0	249.6	227.9	530.4	168.4
1986 J	192.7	132.7	174.6	247.0	140.5	148.7	155.3	157.7		190.0	245.6	228.4	530.4	169.0
1986 J	193.5	133.0	174.6	247.3	140.5	148.8	155.3	157.8		191.0	250.1	230.7	530.4	170.1
1986 A	194.3	132.1	174.7	249.8	140.6	149.0	155.3	157.8	215.7	189.0	252.0	233.5	530.4	170.1
1986 S	194.8	131.5	174.8	252.0	140.6	149.0	155.3	157.9		190.0	254.0	233.6	530.4	170.3
1986 O	194.5	131.7	174.8	250.0	140.5	149.0	155.3	157.9		190.0	254.0	233.7	530.4	170.4
1986 N	194.7	130.5	175.0	252.0	140.4	149.0	155.3	157.9	210.5	189.0	254.0	233.6	530.4	171.6
1986 D	195.7	131.6	174.9	252.4	140.4	149.2	155.3	157.9		189.0	261.6	233.7	551.5	173.9
1987 J	196.4	131.0	175.5	252.4	141.6	150.3	164.5	161.2		190.0	258.2	234.2	554.2	174.4
1987 F	196.2	131.4	175.8	252.4	141.8	150.5	164.5	160.9	211.5	191.0	254.0	234.9	554.7	174.7
1987 M	196.7	132.7	175.7	253.3	142.0	150.6	164.5	161.0		190.0	254.0	235.7	554.7	175.4
1987 A	199.2	133.5	176.1	255.4	143.1	150.6	165.1	161.5		191.0	272.4	238.0	554.7	175.1
1987 M	200.5	133.4	178.1	256.1	143.5	150.6	165.1	163.3	212.1	192.0	277.3	238.6	554.7	174.7
1987 J	201.5	134.7	180.3	257.8	143.5	150.7	165.1	163.6		194.0	277.4	238.6	554.7	174.1
1987 J	202.5	135.4	180.6	259.1	143.5	150.7	166.5	164.7		196.0	279.3	239.7	554.7	174.1
1987 A	201.1	135.1	180.9	259.3	143.1	150.7	166.5	164.9	214.6	195.0	258.2	241.9	554.7	176.0
1987 S	201.3	134.2	181.3	261.9	143.1	151.0	166.5	164.9		194.0	254.0	243.3	556.1	176.9
1987 O	201.3	133.8	181.3	260.8	143.1	151.1	166.5	165.4		197.0	254.0	243.9	558.0	175.6
1987 N	202.8	133.1	181.4	259.9	144.4	151.0	166.5	166.2	211.6	197.0	272.4	244.1	556.0	176.7
1987 D	204.7	133.5	181.4	260.2	144.4	151.0	166.5	166.4		198.0	292.6	244.8	556.0	176.9
1988 J	205.9	135.2	182.1	260.6	144.7	151.0	166.5	169.4		206.0	288.1	245.8	574.5	176.4
1988 F	206.3	135.2	182.5	261.4	145.0	151.5	166.5	170.2	213.5	208.0	285.7	246.7	574.5	175.0
1988 M	207.4	135.7	182.9	262.3	145.0	151.5	166.5	170.2		207.0	285.7	253.6	576.6	175.9
1988 A	209.3	137.1	183.0	262.9	145.1	151.5	166.5	170.6		208.0	302.5	254.3	576.6	177.3
1988 M	209.3	137.3	183.1	263.2	144.9	151.5	166.5	172.0	213.7	212.0	290.5	258.3	576.9	177.3
1988 J	210.7	138.2	185.5	266.6	144.9	151.6	166.5	172.3		212.0	295.7	256.8	576.9	178.5
1988 J	211.3	138.8	185.9	266.6	144.9	151.6	166.5	173.9		212.0	295.7	257.2	577.1	179.2
1988 A	212.4	138.0	188.4	268.3	144.9	151.6	166.5	175.1	217.2	212.0	297.4	258.0	577.1	179.2
1988 S	213.5	137.6	188.5	270.3	145.0	151.6	166.5	175.4		212.0	304.3	258.4	578.2	179.6
1988 O	213.5	137.3	188.6	267.5	145.1	151.6	166.5	176.1		213.0	308.0	258.9	578.2	179.9
1988 N	213.6	137.0	188.6	267.9	145.2	151.7	166.5	176.4	213.1	214.0	308.0	259.1	578.7	181.5
1988 D	215.2	137.4	188.7	268.5	144.9	151.7	166.5	176.7		214.0	324.7	259.2	578.7	183.2

CONSUMER PRICES
COMMUNICATIONS (1)

PRIX A LA CONSOMMATION
COMMUNICATIONS (1)

	EUR12	BR DEUTSCH LAND	FRANCE	ITALIA	NEDER- LAND	BELGIQUE BELGIE	LUXEM- BOURG	UNITED KINGDOM	IRELAND	DANMARK	ELLAS	ESPANA	PORTU- GAL	USA
	PRICE INDICES				1980 = 100				INDICES DE PRIX					
1985 Ø	144.6	104.5	142.1	194.6	104.0	127.2	146.1	147.7	200.4	145.0	209.3	176.0	276.4	143.9
1986 Ø	151.8	104.1	144.1	213.3	104.7	131.0	148.3	154.6	211.0	145.0	287.8	176.1	302.1	150.1
1987 Ø	156.8	103.9	145.4	218.9	106.8	131.7	148.0	158.4	213.4	148.0	358.1	192.9	294.7	153.3
1988 Ø	158.9	103.8	140.6	223.8	106.8	131.3	147.7	160.0	212.7	160.0	411.2	197.0	290.1	155.8
1986 J	149.8	104.3	143.8	210.9	104.1	128.8	148.3	154.2		145.0	268.6	161.1	302.1	148.3
1986 F	149.8	104.3	143.7	210.9	104.1	129.4	148.3	154.2	203.9	145.0	268.6	161.3	302.1	147.9
1986 M	149.8	104.3	143.5	210.9	104.1	130.7	148.3	154.2		145.0	268.6	161.3	302.1	148.3
1986 A	151.4	104.3	143.5	213.5	104.1	131.0	148.3	154.2		145.0	268.6	180.5	302.1	149.9
1986 M	151.4	104.3	143.5	213.5	104.1	131.1	148.3	154.2	213.4	145.0	268.6	180.5	302.1	150.3
1986 J	151.4	104.3	143.5	213.5	104.1	131.1	148.3	154.2		145.0	268.6	180.5	302.1	150.7
1986 J	151.4	103.9	143.5	213.5	105.3	131.1	148.3	154.2		145.0	268.6	180.5	302.1	150.7
1986 A	152.4	103.9	144.8	213.5	105.3	131.1	148.3	154.2	213.4	145.0	290.7	181.4	302.1	150.7
1986 S	153.2	103.9	144.8	213.5	105.3	131.9	148.3	154.2		145.0	320.6	181.4	302.1	151.0
1986 O	153.1	103.9	144.2	213.5	105.3	131.9	148.3	154.2		145.0	320.6	181.4	302.1	151.0
1986 N	153.4	103.9	144.2	213.5	105.3	131.9	148.3	156.5	213.4	145.0	320.6	181.4	302.1	151.4
1986 D	154.8	103.9	145.7	218.9	105.3	131.9	148.3	156.8		145.0	320.6	181.4	302.1	151.4
1987 J	155.2	103.9	145.7	218.9	106.9	131.9	148.3	157.9		148.0	320.6	181.4	303.8	151.4
1987 F	155.0	103.9	144.8	218.9	106.9	131.9	148.3	158.2	213.4	148.0	320.6	181.4	303.8	151.6
1987 M	155.0	103.9	144.7	218.9	106.9	131.9	148.3	158.2		148.0	320.6	181.4	303.8	151.8
1987 A	155.9	103.9	144.7	218.9	106.9	131.9	148.3	158.2		148.0	322.1	196.7	303.8	152.0
1987 M	157.5	103.9	145.1	218.9	106.9	131.9	148.3	158.2	213.4	148.0	376.7	196.7	303.8	152.3
1987 J	157.5	103.9	145.2	218.9	106.9	131.9	148.3	158.2		148.0	376.7	196.7	303.8	153.2
1987 J	157.5	103.9	145.2	218.9	106.9	131.9	147.7	158.2		148.0	376.7	196.7	303.8	154.5
1987 A	157.5	103.9	145.8	218.9	106.9	132.1	147.7	158.2	213.4	148.0	376.7	196.7	282.0	154.9
1987 S	157.6	103.9	145.8	218.9	106.9	132.1	147.7	158.4		148.0	376.7	196.7	282.0	154.5
1987 O	157.6	103.9	145.8	218.9	106.9	131.1	147.7	158.4		148.0	376.7	196.7	282.0	154.8
1987 N	157.7	103.9	145.8	218.9	106.9	131.1	147.7	159.2	213.4	148.0	376.7	197.0	282.0	154.8
1987 D	157.6	103.9	145.8	218.9	105.9	131.1	147.7	159.3		148.0	376.7	197.0	282.0	153.3
1988 J	158.2	103.9	142.8	218.9	106.9	131.1	147.7	159.6		160.0	411.5	197.0	288.9	153.5
1988 F	157.8	103.9	142.7	218.9	106.9	131.1	147.7	159.6	213.4	160.0	398.3	197.0	290.2	153.9
1988 M	159.5	103.9	142.7	224.8	106.9	131.1	147.7	159.6		160.0	419.3	197.0	290.2	153.9
1988 A	159.8	103.9	142.7	224.8	106.9	131.4	147.7	159.6		160.0	420.1	197.0	290.2	157.4
1988 M	157.9	103.9	139.6	224.8	106.9	131.4	147.7	159.6	213.4	160.0	376.7	197.0	290.2	157.4
1988 J	159.0	103.9	139.6	224.8	106.9	131.4	147.7	159.6		160.0	415.5	197.0	290.2	156.4
1988 J	159.0	103.9	139.6	224.8	106.9	131.4	147.7	159.6		160.0	415.5	197.0	290.2	156.4
1988 A	159.0	103.9	139.7	224.8	106.9	131.4	147.7	159.6	213.4	160.0	415.5	197.0	290.2	155.3
1988 S	159.1	103.7	139.7	224.8	106.9	131.4	147.7	160.7		160.0	415.5	197.0	290.2	156.2
1988 O	159.1	103.7	139.7	224.8	106.9	131.4	147.7	160.7		160.0	415.5	197.0	290.2	156.4
1988 N	159.1	103.7	139.7	224.8	106.9	131.4	147.7	160.7	210.8	160.0	415.5	197.0	290.2	156.4
1988 D	158.9	103.7	139.1	224.8	106.1	131.4	147.7	160.7		160.0	415.5	197.0	290.2	156.4

1) POSTAL AND TELEPHONE SERVICES

1) SERVICES DE POSTES ET DES TELEPHONES

H

CONSUMER PRICES

RECREATION AND EDUCATION, ETC

PRIX A LA CONSOMMATION

LOISIRS, SPECTACLES ENSEIGNEMENTS ETC

	EUR12	BR DEUTSCH LAND	FRANCE	ITALIA	NEDER- LAND	BELGIQUE BELGIE	LUXEM- BOURG	UNITED KINGDOM	IRELAND	DANMARK	ELLAS	ESPANA	PORTU- GAL	USA	
	PRICE INDICES								INDICES DE PRIX						
	1980 = 100														
1985 Ø	144.7	116.2	147.8	189.6	116.7	137.3	140.5	139.8	183.9	146.2	280.0	175.8	256.6	129.3	
1986 Ø	151.5	117.8	154.4	206.9	117.9	143.2	143.3	145.7	192.2	151.8	341.4	190.5	291.9	133.5	
1987 Ø	155.6	119.1	159.8	216.0	118.8	147.5	145.0	149.7	199.3	157.3	421.9	199.4	325.5	137.9	
1988 Ø	161.0	120.6	162.9	233.0	120.0	149.7	145.4	155.6	205.7	165.1	476.0	209.0	372.0	144.0	
1986 J	149.5	117.9	151.3	203.1	117.4	140.6	143.6	143.1		149.0	314.0	188.1	277.2	131.9	
1986 F	150.2	118.1	152.0	204.0	117.9	141.1	143.6	144.3	187.6	150.0	315.0	188.4	284.4	132.5	
1986 M	149.9	118.1	152.7	204.6	117.9	141.6	143.0	141.4		151.0	328.7	188.3	286.2	132.4	
1986 A	151.0	118.1	153.3	205.0	118.0	142.5	141.7	145.7		151.0	328.2	188.8	287.1	132.6	
1986 M	151.3	118.1	153.8	205.6	118.0	142.2	141.9	146.1	192.4	151.0	333.1	189.0	288.6	132.9	
1986 J	151.4	117.9	154.2	205.7	118.0	143.0	144.6	146.3		151.0	341.0	189.4	288.6	133.4	
1986 J	151.3	117.3	154.5	206.7	117.7	143.1	140.5	145.8		152.0	345.1	190.0	289.6	133.6	
1986 A	151.6	117.1	154.8	208.4	117.7	144.0	141.1	146.3	192.9	152.0	341.1	190.2	289.6	133.9	
1986 S	152.2	117.2	155.3	208.6	117.7	145.2	143.4	147.0		153.0	359.8	192.2	290.5	134.1	
1986 O	152.9	117.9	156.3	209.0	118.5	145.4	145.6	147.2		154.0	360.4	193.4	307.0	134.7	
1986 N	153.3	117.9	156.9	210.7	118.3	145.1	145.6	147.2	196.1	154.0	362.8	194.0	307.9	135.1	
1986 D	153.6	118.4	157.2	210.9	118.3	144.9	145.3	147.6		154.0	367.6	194.3	308.6	135.1	
1987 J	154.0	119.4	157.2	211.1	118.1	146.2	145.0	147.3		155.0	381.4	195.5	313.2	135.5	
1987 F	154.3	119.5	157.7	211.8	118.2	146.5	145.2	147.6	197.2	155.0	394.9	195.9	314.1	135.8	
1987 M	154.6	119.5	158.3	212.4	118.2	146.4	145.7	147.7		156.0	398.1	196.9	318.3	136.3	
1987 A	155.0	119.2	158.8	212.4	118.7	147.1	145.5	149.4		155.0	407.5	197.8	320.3	137.0	
1987 M	155.1	119.1	159.2	212.6	118.7	147.0	145.8	149.4	198.2	157.0	409.7	198.4	321.8	137.3	
1987 J	155.4	119.0	159.5	214.9	119.1	148.1	145.5	149.8		157.0	417.3	198.1	322.6	137.5	
1987 J	155.5	118.7	159.8	216.4	119.1	148.2	143.8	149.7		157.0	426.3	198.5	322.6	138.1	
1987 A	155.7	118.3	159.9	218.5	119.4	148.1	143.7	149.7	198.6	157.0	425.6	198.8	327.2	138.3	
1987 S	156.0	118.3	160.5	218.8	118.8	148.2	144.4	150.1		158.0	447.7	201.0	327.6	138.9	
1987 O	157.0	118.7	160.9	220.2	119.0	148.5	144.7	151.6		160.0	448.9	203.5	338.6	139.8	
1987 N	157.4	119.3	161.3	221.5	118.9	148.1	145.4	152.2	203.4	160.0	451.8	204.1	339.3	140.3	
1987 D	157.6	119.8	161.2	221.7	119.0	148.0	145.8	152.2		160.0	454.1	204.3	340.6	140.4	
1988 J	158.9	121.4	161.5	227.6	119.5	148.2	146.6	152.0		163.0	452.9	205.2	341.5	141.3	
1988 F	159.3	121.3	162.0	228.5	119.4	148.4	147.3	152.5	204.9	163.0	453.9	205.7	346.9	141.5	
1988 M	159.5	121.1	162.1	229.8	118.9	148.6	145.1	152.6		164.0	461.3	206.9	348.2	142.4	
1988 A	160.3	121.0	162.4	230.4	119.5	149.0	145.1	155.4		164.0	469.0	207.5	350.5	143.1	
1988 M	160.6	120.9	162.6	230.8	119.6	149.0	145.0	155.9	204.0	165.0	474.4	208.1	353.6	143.2	
1988 J	160.6	120.5	162.7	230.8	120.0	149.5	144.6	155.9		165.0	484.0	207.8	353.9	143.7	
1988 J	160.6	120.0	162.7	231.6	120.3	150.1	144.9	155.9		165.0	488.9	208.5	355.1	144.2	
1988 A	160.8	119.5	162.7	233.5	120.5	150.2	144.3	156.3	204.8	165.0	489.7	208.7	359.1	144.4	
1988 S	161.5	119.7	163.1	233.8	120.6	150.6	145.2	157.2		166.0	527.7	210.6	361.8	145.1	
1988 O	162.6	120.1	163.7	239.0	120.6	151.1	145.6	157.7		167.0	522.3	212.1	368.7	145.7	
1988 N	163.0	120.5	164.0	240.3	120.6	150.8	145.7	158.1	209.1	167.0	517.9	213.2	367.6	146.2	
1988 D	163.2	120.8	163.8	240.5	120.4	150.7	145.0	158.3		167.0	520.4	213.4	368.7	146.9	

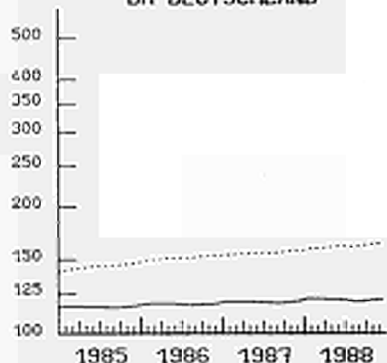
VERBRAUCHERPREISE
ERHOLUNG, UNTERHALTUNG, BILDUNG

CONSUMER PRICES
RECREATION, EDUCATION ETC

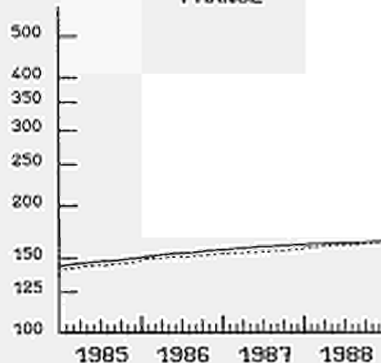
PRIX A LA CONSOMMATION
LOISIRS, SPECTACLES, ENSEIGNEMENT ETC

1980 = 100

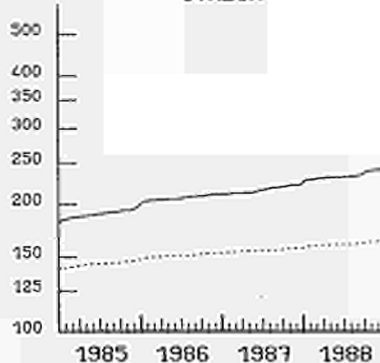
BR DEUTSCHLAND



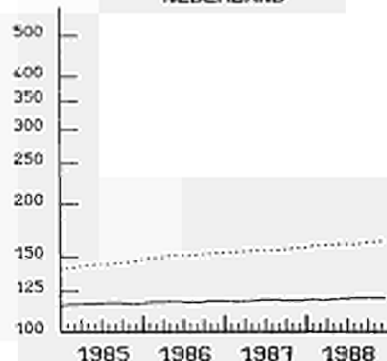
FRANCE



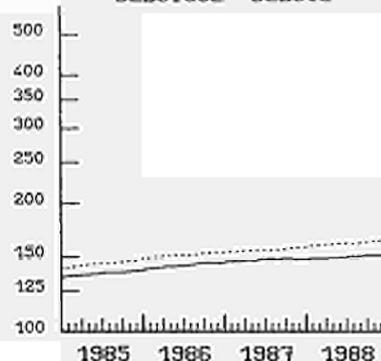
ITALIA



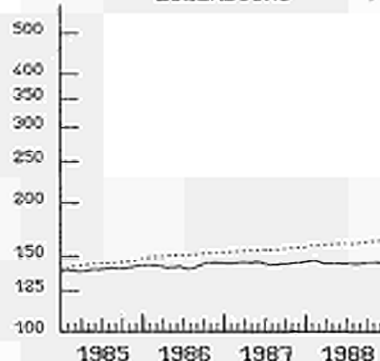
NEDERLAND



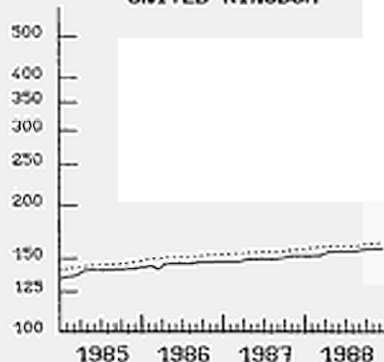
BELGIQUE BELGIE



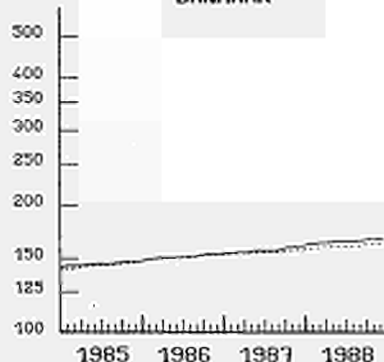
LUXEMBOURG



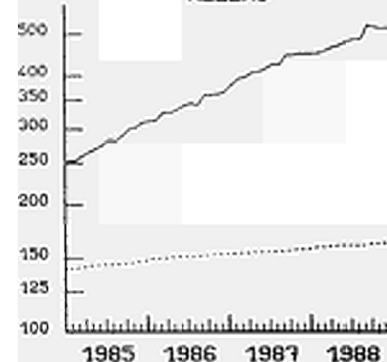
UNITED KINGDOM



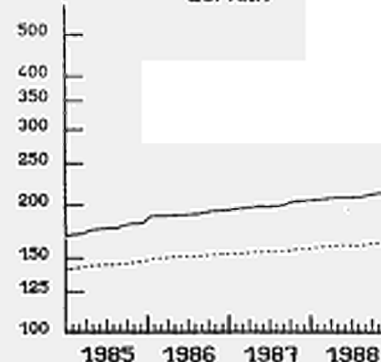
DANMARK



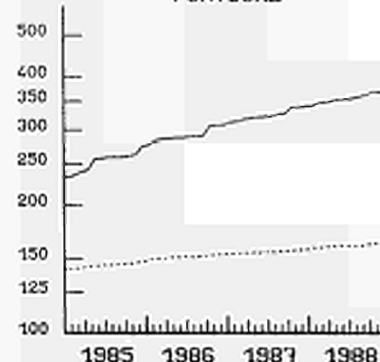
HELLAS



ESPANA



PORTUGAL



EINFACH-LOGARITHMISCHE SKALA

..... EUR 12
SERI-LOGARITHMISCHE SKALA

ECHELLE SERI-LOGARITHMIQUE

H1

CONSUMER PRICES

RECREATIONAL GOODS

PRIX A LA CONSOMMATION

ARTICLES RECREATIFS

	EUR12	BR DEUTSCH LAND	FRANCE	ITALIA	NEDER- LAND	BELGIQUE BELGIE	LUXEM- BOURG	UNITED KINGDOM	IRELAND	DANMARK	ELLAS	ESPANA	PORTU- GAL	USA	
	PRICE INDICES							1980 = 100	INDICES DE PRIX						
1985 Ø	129.9	107.2	131.7	169.6	107.8	127.1	:	124.2	139.5	133.1	240.6	154.7	:	91.2	
1986 Ø	134.0	107.4	136.1	177.9	107.2	130.4	:	128.9	140.7	137.2	311.1	164.1	:	87.8	
1987 Ø	135.9	107.1	139.5	183.2	106.5	127.9	:	129.4	141.7	138.6	387.7	168.4	:	89.9	
1988 Ø	137.1	106.5	139.6	188.9	106.2	128.3	:	129.7	142.9	141.7	415.1	169.5	:	93.6	
1986 J	132.4	107.4	134.1	174.3	107.3	129.6	:	126.7		136.0	293.2	163.6	:	88.5	
1986 F	133.2	107.6	134.4	175.9	107.8	130.0	:	128.6	139.8	136.0	287.8	164.1	:	88.3	
1986 M	133.4	107.6	134.9	176.6	107.8	129.8	:	128.1		136.0	306.5	162.8	:	88.4	
1986 A	133.7	107.6	135.3	177.1	107.6	131.3	:	129.0		136.0	297.6	163.4	:	88.5	
1986 M	133.9	107.5	135.7	177.7	107.6	130.2	:	128.9	140.8	137.0	308.1	163.7	:	88.0	
1986 J	134.1	107.5	136.2	177.7	107.6	130.7	:	129.2		137.0	310.8	163.8	:	87.6	
1986 J	133.7	107.4	136.3	177.7	107.0	129.4	:	128.0		137.0	313.5	163.9	:	86.6	
1986 A	134.0	107.4	136.4	178.2	106.8	130.5	:	128.9	140.8	137.0	293.3	164.0	:	85.7	
1986 S	134.4	107.4	136.6	178.4	106.7	131.6	:	129.7		137.0	318.4	164.5	:	87.6	
1986 O	134.7	107.5	137.4	178.8	107.1	131.5	:	129.9		139.0	324.2	164.8	:	88.0	
1986 N	135.1	107.2	137.8	181.1	106.6	130.6	:	129.9	141.5	139.0	331.6	165.0	:	88.3	
1986 D	135.3	107.3	138.0	181.0	106.6	129.9	:	130.5		139.0	348.3	165.2	:	88.5	
1987 J	135.0	107.3	138.2	181.0	106.1	120.0	:	129.5		139.0	369.2	166.9	:	88.5	
1987 F	135.3	107.3	138.6	182.2	106.3	120.1	:	129.4	141.5	139.0	380.7	167.0	:	88.5	
1987 M	135.5	107.4	139.1	182.5	106.1	120.1	:	129.2		139.0	385.0	167.8	:	89.2	
1987 A	135.5	107.4	139.3	182.5	106.4	120.0	:	129.5		137.0	386.1	168.1	:	89.4	
1987 M	135.9	107.2	139.6	182.7	106.4	131.2	:	129.6	141.8	137.0	383.0	168.7	:	89.7	
1987 J	136.1	107.1	140.0	182.7	107.3	133.0	:	129.6		138.0	385.4	169.0	:	89.7	
1987 J	135.9	107.1	140.0	182.7	107.2	132.7	:	128.7		137.0	374.4	169.2	:	90.1	
1987 A	135.9	107.0	140.0	182.8	107.5	132.7	:	128.7	141.9	137.0	374.9	169.3	:	90.0	
1987 S	136.0	107.1	140.0	183.2	106.2	131.7	:	129.0		138.0	385.9	168.6	:	90.1	
1987 O	136.5	107.1	140.1	184.9	106.5	132.1	:	129.4		141.0	400.4	168.8	:	90.5	
1987 N	136.7	106.8	140.2	185.5	106.2	131.1	:	129.9	141.6	141.0	409.5	169.3	:	91.3	
1987 D	136.7	106.7	139.5	185.9	106.4	130.6	:	130.1		140.0	418.1	168.6	:	91.6	
1988 J	136.7	106.8	139.4	186.2	106.4	131.0	:	129.1		140.0	411.5	169.0	:	91.8	
1988 F	136.8	106.7	139.4	186.7	106.1	131.1	:	129.2	142.6	141.0	398.3	169.1	:	91.8	
1988 M	137.0	106.7	139.6	187.6	105.2	131.4	:	129.2		141.0	419.3	169.1	:	92.3	
1988 A	137.1	106.7	139.6	187.9	105.1	131.9	:	129.9		142.0	420.1	170.0	:	92.9	
1988 M	136.9	106.5	139.6	188.4	105.5	120.6	:	130.2	142.9	142.0	416.5	170.2	:	93.1	
1988 J	136.8	106.5	139.6	188.4	106.2	120.7	:	130.0		142.0	414.0	169.4	:	93.4	
1988 J	136.9	106.4	139.6	188.8	106.5	120.7	:	129.9		142.0	412.1	169.6	:	93.8	
1988 A	137.0	106.4	139.6	189.4	106.8	120.6	:	130.2	142.8	141.0	388.2	169.8	:	93.9	
1988 S	137.4	106.4	139.6	190.0	106.9	133.3	:	129.7		141.0	412.2	169.3	:	94.4	
1988 O	137.7	106.4	139.8	190.6	106.7	134.0	:	129.9		142.0	424.5	169.5	:	94.6	
1988 N	137.6	106.3	139.7	190.6	106.5	133.0	:	129.7	143.4	143.0	436.5	169.8	:	95.3	
1988 D	137.8	106.3	139.4	191.8	106.2	131.8	:	129.9		143.0	428.4	169.2	:	95.6	

H 2

CONSUMER PRICES

PRIX A LA CONSOMMATION

RECREATIONAL SERVICES

SERVICES DE LOISIRS

	EUR12	BR DEUTSCH LAND	FRANCE	ITALIA	NEDER- LAND	BELGIQUE BELGIE	LUXEM- BOURG	UNITED KINGDOM	IRELAND	DANMARK	ELLAS	ESPANA	PORTU- GAL	USA
	PRICE INDICES				1980 = 100				INDICES DE PRIX					
1985 Ø	157.5	120.0	159.2	187.3	121.5	146.3	:	139.2	166.8	158.8	243.6	174.3	233.8	134.8
1986 Ø	168.5	121.3	166.8	213.7	123.8	154.1	:	145.7	171.3	163.6	279.0	189.4	256.0	142.0
1987 Ø	175.6	122.7	173.2	218.7	125.7	159.6	:	149.8	176.0	171.6	326.6	202.7	282.2	148.4
1988 Ø	188.7	124.9	180.4	243.2	128.8	162.1	:	159.4	176.3	182.4	406.3	218.2	312.4	155.3
1986 J	166.3	122.6	164.8	211.6	122.8	150.8	:	142.4		162.3	267.8	184.2	238.1	138.8
1986 F	166.8	122.8	164.3	212.6	122.9	151.4	:	142.6	167.4	162.3	268.0	185.2	249.9	139.9
1986 M	167.0	122.4	164.9	212.8	122.9	152.0	:	142.6		162.3	268.8	186.2	252.8	140.0
1986 A	167.7	122.2	165.4	213.0	123.6	152.2	:	145.8		162.3	268.9	186.8	253.7	140.6
1986 M	167.7	121.7	165.7	213.3	123.6	152.5	:	146.5	172.1	162.3	268.9	187.0	255.3	141.0
1986 J	167.9	121.1	166.0	213.5	123.6	153.0	:	146.5		162.3	269.0	188.5	255.3	141.6
1986 J	168.1	119.9	166.7	214.1	123.8	154.7	:	146.4		162.9	273.2	189.1	255.9	142.3
1986 A	168.1	119.3	167.0	214.3	124.1	155.5	:	146.6	172.7	164.3	273.5	189.4	256.2	142.5
1986 S	169.6	119.5	168.4	214.1	124.3	156.6	:	147.2		165.2	294.1	192.1	257.6	143.4
1986 O	170.7	120.7	169.0	214.6	124.5	156.9	:	147.4		165.8	298.3	194.2	264.4	144.2
1986 N	171.0	120.9	169.3	214.8	124.5	157.0	:	147.2	173.1	165.8	298.4	195.1	265.6	144.7
1986 D	171.5	121.9	170.2	215.2	124.5	157.1	:	147.4		165.8	298.8	195.2	267.2	144.9
1987 J	172.3	123.9	168.8	215.8	124.2	158.1	:	147.4		169.7	298.0	196.4	267.2	145.5
1987 F	172.9	123.7	169.7	216.1	124.3	158.4	:	147.5	175.0	169.7	303.2	197.8	271.5	146.0
1987 M	173.3	123.8	171.0	216.3	124.5	158.6	:	147.5		169.7	307.2	198.1	275.9	146.1
1987 A	174.0	122.9	171.5	216.3	125.3	158.9	:	149.8		170.2	308.3	200.8	279.4	147.2
1987 M	174.1	122.8	172.2	216.5	125.8	159.1	:	149.0	176.2	170.8	308.3	201.6	281.7	147.4
1987 J	174.1	122.6	172.4	216.9	125.7	159.4	:	149.3		170.8	311.2	199.8	283.0	147.7
1987 J	174.6	121.6	173.4	219.7	125.8	159.7	:	149.5		171.3	310.7	200.7	282.5	148.4
1987 A	174.7	120.9	173.7	219.7	126.1	159.6	:	149.5	176.6	172.2	311.6	201.6	282.3	149.0
1987 S	177.3	120.9	175.8	220.5	126.4	160.7	:	150.2		174.1	352.6	205.1	282.9	150.2
1987 O	179.1	121.7	176.0	221.8	126.5	160.7	:	152.3		174.7	362.1	209.7	292.9	151.4
1987 N	180.1	123.1	176.7	222.1	126.7	160.8	:	152.9	176.4	173.1	372.8	209.5	292.9	151.2
1987 D	180.6	124.1	177.2	222.3	126.8	161.0	:	152.7		173.1	372.8	210.8	294.4	151.2
1988 J	184.9	127.0	177.3	238.1	127.0	160.9	:	152.7		180.3	374.1	212.5	296.4	152.5
1988 F	185.6	127.0	178.5	238.4	127.2	161.0	:	152.9	178.2	180.8	383.0	213.4	300.1	152.9
1988 M	185.9	126.2	178.5	239.2	127.2	161.1	:	153.0		180.8	383.2	215.8	301.2	153.9
1988 A	186.9	126.0	179.2	239.2	128.9	161.3	:	159.6		181.3	383.2	216.8	304.9	154.5
1988 M	187.1	125.8	179.6	239.2	128.8	161.4	:	159.8	173.6	181.3	383.3	218.1	308.5	154.3
1988 J	187.2	124.8	179.9	239.4	128.8	161.5	:	159.8		181.3	390.6	217.9	309.9	154.8
1988 J	187.2	123.7	180.0	240.1	129.2	161.6	:	159.7		181.9	390.7	218.5	311.9	155.3
1988 A	187.1	122.6	180.2	240.1	129.2	161.8	:	159.9	175.5	182.3	390.7	218.8	318.3	155.8
1988 S	190.1	122.9	181.4	240.1	129.5	163.5	:	163.0		184.8	445.7	220.5	322.3	156.4
1988 O	193.3	123.5	182.8	254.0	129.7	163.6	:	162.9		184.7	450.2	221.4	323.4	157.4
1988 N	194.1	124.3	183.6	254.9	129.8	163.8	:	164.5	177.9	184.7	450.6	222.0	325.1	157.3
1988 D	194.6	125.2	183.4	255.3	129.8	163.9	:	164.6		184.7	450.6	223.3	326.8	158.1

CONSUMER PRICES

PRIX A LA CONSOMMATION

BOOKS, NEWSPAPERS AND MAGAZINES

LIVRES, JOURNAUX ET PERIODIQUES

	EUR12	BR DEUTSCH LAND	FRANCE	ITALIA	NEDER- LAND	BELGIQUE BELGIE	LUXEM- BOURG	UNITED KINGDOM	IRELAND	DANMARK	ELLAS	ESPANA	PORTU- GAL	USA	
	PRICE INDICES				1980 = 100				INDICES DE PRIX						
1985 Ø	175.3	126.5	171.6	231.2	131.5	143.1	151.7	179.4	222.2	162.2	346.8	217.0	315.4	142.1	
1986 Ø	188.8	133.1	183.5	251.3	135.7	151.6	157.9	188.0	240.4	172.9	465.6	253.4	358.3	148.0	
1987 Ø	200.6	137.8	191.3	274.7	138.6	161.3	160.3	200.9	253.9	184.3	568.2	265.3	392.3	154.3	
1988 Ø	213.3	141.8	199.0	303.0	141.6	166.7	163.9	214.8	271.9	199.3	650.6	279.3	442.9	165.2	
1986 J	184.4	129.4	179.9	244.7	134.2	145.5	156.1	184.7		166.4	435.4	249.7	351.5	145.5	
1986 F	184.8	130.2	179.5	244.4	135.1	146.0	156.7	185.4	229.3	170.9	436.9	250.1	354.2	146.1	
1986 M	185.7	130.8	181.0	245.3	135.1	148.7	157.0	185.6		172.2	446.5	250.1	355.3	147.2	
1986 A	186.5	131.5	181.9	245.3	135.2	149.4	157.1	186.7		172.9	446.5	251.9	356.2	147.8	
1986 M	187.7	133.7	182.8	246.2	135.1	149.9	157.2	187.9	242.4	172.9	449.4	251.9	358.7	147.9	
1986 J	188.1	133.7	183.4	246.3	135.1	151.8	157.2	188.3		172.9	458.2	251.9	358.7	148.3	
1986 J	189.1	134.1	183.9	249.8	135.3	152.2	157.4	188.8		172.9	458.2	255.0	361.1	147.5	
1986 A	190.5	134.2	184.5	257.0	135.3	153.2	158.2	189.2	243.8	174.3	468.0	255.0	360.8	146.7	
1986 S	190.8	134.2	185.1	257.1	135.3	154.7	158.8	189.3		174.9	474.1	255.1	360.8	148.7	
1986 O	191.6	134.9	186.3	257.4	137.6	155.5	159.7	189.5		174.9	477.0	256.6	360.8	149.1	
1986 N	192.8	135.1	186.8	260.8	137.7	156.1	159.7	190.0	246.0	174.9	518.4	256.6	360.8	149.9	
1986 D	193.0	135.4	186.9	260.8	137.8	156.5	159.7	190.5		174.9	518.4	256.6	361.2	150.8	
1987 J	194.2	135.7	188.2	261.0	138.2	156.8	159.9	191.4		175.5	518.4	259.3	381.6	150.8	
1987 F	195.3	136.6	188.7	261.8	138.3	157.2	160.1	192.9	247.9	176.9	556.3	259.3	381.8	151.8	
1987 M	196.2	136.6	189.2	262.7	138.3	157.3	160.5	194.8		179.5	556.3	264.5	382.1	151.9	
1987 A	197.6	137.0	190.4	262.9	138.6	160.9	160.3	198.1		180.1	564.8	265.1	382.1	152.1	
1987 M	198.3	137.3	191.0	263.5	138.6	161.1	160.1	200.0	250.3	184.0	564.8	265.1	382.9	152.3	
1987 J	200.5	137.7	191.4	273.5	138.6	161.8	159.8	202.1		184.6	574.1	265.1	383.4	152.4	
1987 J	201.3	138.4	191.6	276.1	138.6	162.8	159.9	202.9		185.9	574.1	266.5	384.3	152.4	
1987 A	203.2	138.4	192.0	284.7	138.6	162.8	159.9	203.1	251.2	185.2	574.1	266.9	404.7	152.7	
1987 S	203.6	138.6	192.2	285.4	138.6	163.4	160.5	203.8		187.1	574.1	268.1	404.7	157.8	
1987 O	204.7	138.8	192.9	286.2	138.8	164.0	161.0	206.3		187.1	587.0	268.1	405.9	158.9	
1987 N	205.8	139.0	193.9	289.5	138.8	164.2	161.0	207.5	266.3	193.2	587.0	268.1	406.4	158.9	
1987 D	206.1	139.4	194.5	289.7	138.8	163.3	161.0	207.5		193.2	587.0	268.1	408.2	159.0	
1988 J	207.3	140.3	196.1	291.2	140.6	164.5	161.0	208.6		193.8	589.9	268.1	406.9	161.5	
1988 F	209.4	140.4	197.3	294.1	140.7	165.3	161.0	210.9	268.1	194.9	589.9	271.4	440.3	163.4	
1988 M	210.6	141.1	197.9	297.6	140.7	165.5	161.7	211.1		194.9	589.9	275.6	446.0	163.3	
1988 A	211.2	141.3	198.6	299.3	141.4	165.9	162.1	212.3		195.5	589.9	275.6	439.2	162.2	
1988 M	212.1	141.8	199.0	299.6	141.4	166.1	162.1	214.1	271.0	198.8	589.9	276.6	449.1	162.5	
1988 J	212.5	142.1	199.1	299.8	141.4	166.2	162.1	214.2		198.8	627.6	277.6	443.9	163.6	
1988 J	213.4	142.2	199.2	301.5	141.6	166.3	164.7	215.5		200.1	638.5	282.3	442.8	163.6	
1988 A	215.2	142.2	199.2	309.0	142.0	166.6	164.9	216.4	272.1	201.4	682.1	282.8	448.5	164.2	
1988 S	216.0	142.3	199.7	310.0	142.0	166.7	165.3	216.8		201.4	726.1	282.9	447.2	168.7	
1988 O	216.8	142.6	200.4	310.0	142.3	167.6	166.8	219.2		203.4	726.1	282.9	450.6	169.8	
1988 N	217.3	142.9	200.6	310.0	142.4	168.5	167.4	219.5	276.3	204.1	728.9	288.2	448.8	169.9	
1988 D	217.9	143.0	200.6	313.6	142.4	170.9	167.6	219.5		204.7	728.9	288.2	451.4	170.0	

CONSUMER PRICES

OTHER GOODS AND SERVICES

PRIX A LA CONSOMMATION

AUTRES BIENS ET SERVICES

	EUR12	BR DEUTSCH LAND	FRANCE	ITALIA	NEDER- LAND	BELGIQUE BELGIE	LUXEM- BOURG	UNITED KINGDOM	IRELAND	DANMARK	ELLAS	ESPANA	PORTU- GAL	USA
	PRICE INDICES				1980 = 100				INDICES DE PRIX					
1985 Ø	161.1	125.7	162.5	200.8	118.7	136.4	140.3	149.8	193.0	147.8	328.6	193.2	262.3	139.2
1986 Ø	171.2	130.1	169.7	217.5	120.7	146.5	148.1	154.6	205.9	154.0	415.1	216.9	308.7	145.5
1987 Ø	181.2	132.6	179.3	232.2	123.0	151.4	151.4	169.5	214.8	160.1	488.8	231.2	340.2	151.4
1988 Ø	190.2	136.7	187.3	246.7	125.1	155.2	154.6	179.6	221.4	166.4	538.7	246.2	377.5	157.5
1986 J	167.5	129.3	166.2	209.5	119.8	140.9	143.9	153.7		151.0	407.2	208.4	290.3	142.6
1986 F	168.8	129.5	166.6	212.8	119.8	142.9	143.9	154.8	201.9	151.0	401.5	211.7	294.7	143.3
1986 M	169.7	129.7	167.3	214.4	119.9	143.0	144.5	155.7		152.0	407.2	213.6	299.8	143.6
1986 A	169.9	129.7	168.0	215.2	120.6	145.2	147.5	154.1		153.0	409.8	215.0	303.3	144.0
1986 M	170.5	129.9	168.7	216.6	120.7	145.7	148.3	154.3	205.5	154.0	413.1	215.6	305.8	144.4
1986 J	169.8	130.6	169.5	217.2	120.9	146.9	153.6	149.0		155.0	406.8	216.7	307.2	146.1
1986 J	170.5	130.6	170.4	217.6	120.8	150.1	148.8	149.8		155.0	407.3	218.1	308.2	146.5
1986 A	171.2	130.4	170.9	219.2	120.9	149.8	148.9	150.9	209.0	155.0	406.7	219.2	315.4	146.9
1986 S	171.9	130.4	171.4	220.2	120.9	149.1	149.7	152.1		155.0	420.9	220.2	314.9	147.1
1986 O	172.5	130.4	172.0	221.0	121.2	148.1	149.4	153.2		156.0	427.1	220.9	318.3	147.0
1986 N	175.3	130.4	172.5	222.6	121.2	147.1	149.6	162.9	207.1	155.0	435.6	221.4	320.8	146.9
1986 D	176.4	130.6	173.0	224.2	121.5	148.9	149.7	164.9		156.0	438.2	222.4	323.1	147.2
1987 J	177.3	130.7	175.1	225.4	121.7	147.0	150.6	166.0		156.0	445.3	223.8	324.1	147.9
1987 F	178.6	131.5	176.2	227.6	121.7	148.3	151.0	166.5	211.9	157.0	474.4	226.8	329.0	148.6
1987 M	179.0	131.5	177.0	228.4	121.7	148.5	151.0	167.0		159.0	475.8	227.9	328.6	148.9
1987 A	179.7	131.5	177.8	229.4	122.7	150.9	151.1	167.8		159.0	482.4	228.8	335.3	149.2
1987 M	180.3	131.5	178.6	231.4	122.8	151.5	151.3	168.2	212.5	160.0	484.1	229.6	337.5	149.6
1987 J	181.0	132.6	179.3	232.2	123.3	152.3	151.3	168.8		161.0	485.1	230.5	339.2	149.9
1987 J	181.6	132.9	180.0	232.8	123.4	154.9	151.1	169.3		161.0	487.4	232.3	335.7	150.9
1987 A	182.2	133.3	180.3	234.0	123.6	155.4	151.8	170.2	218.0	161.0	478.6	232.9	347.4	151.5
1987 S	182.8	133.6	180.8	234.7	123.6	154.3	151.9	171.0		161.0	499.3	234.6	348.5	154.5
1987 O	183.5	134.1	181.7	235.9	123.7	151.7	151.9	172.1		162.0	513.5	235.3	350.4	155.1
1987 N	184.0	134.1	182.1	237.1	123.7	150.4	152.1	173.5	216.9	162.0	517.6	235.7	352.7	155.3
1987 D	184.4	134.3	182.6	237.9	123.8	151.7	151.9	173.8		162.0	522.6	236.5	353.8	155.7
1988 J	185.3	134.8	183.3	239.5	124.0	150.5	152.5	174.5		163.0	512.2	238.6	360.7	157.2
1988 F	186.5	135.5	184.1	242.1	123.9	152.0	153.0	175.4	219.6	164.0	506.7	240.3	363.7	158.2
1988 M	187.4	136.0	184.8	243.5	123.9	151.8	153.1	175.9		165.0	524.2	242.6	368.0	158.6
1988 A	188.5	135.9	185.7	244.5	124.5	154.9	153.2	177.8		165.0	529.3	243.9	369.7	158.9
1988 M	189.3	136.2	186.3	245.9	124.7	155.1	153.4	178.5	219.9	166.0	538.6	244.8	368.7	159.2
1988 J	190.0	136.6	187.2	246.7	124.9	156.1	153.6	179.1		167.0	542.4	245.6	371.8	159.7
1988 J	190.8	137.1	187.8	247.1	125.4	157.8	153.8	179.7		167.0	545.5	246.9	376.1	160.9
1988 A	191.6	137.6	188.3	248.1	125.7	158.9	155.3	180.8	223.9	167.0	540.7	248.0	380.7	162.1
1988 S	192.4	137.5	189.0	249.1	125.8	158.3	156.7	182.0		168.0	545.7	249.3	386.0	153.6
1988 O	193.0	137.5	189.7	249.9	125.9	156.2	156.8	182.9		168.0	554.4	250.4	387.9	153.8
1988 N	193.8	137.7	190.3	251.3	125.9	154.7	156.9	183.9	222.4	168.0	560.4	251.5	396.2	153.9
1988 D	194.4	138.1	190.5	252.3	126.2	156.3	157.4	184.3		169.0	564.5	252.1	400.9	154.5

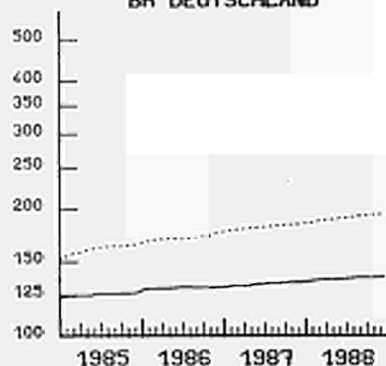
VERBRAUCHERPREISE
SONSTIGE GÜTER UND DIENSTLEISTUNGEN

CONSUMER PRICES
OTHER GOODS AND SERVICES

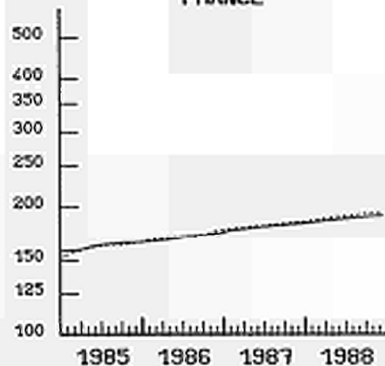
PRIX A LA CONSOMMATION
AUTRES BIENS ET SERVICES

1980 = 100

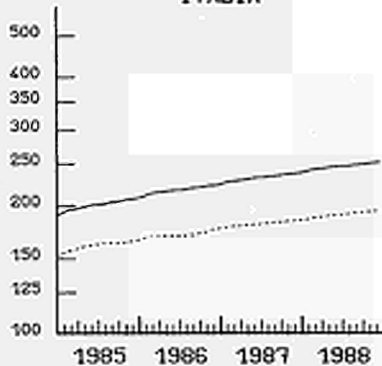
BR DEUTSCHLAND



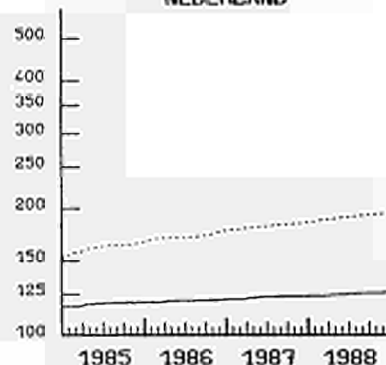
FRANCE



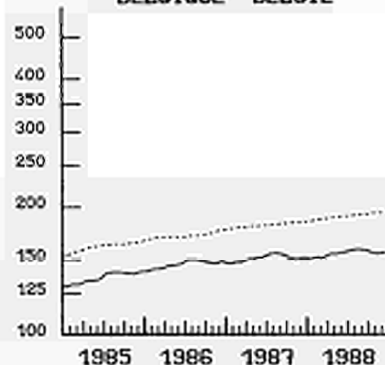
ITALIA



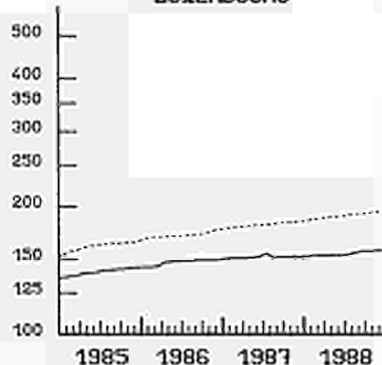
NEDERLAND



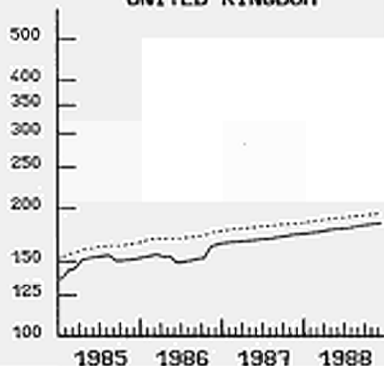
BELGIQUE BELGIE



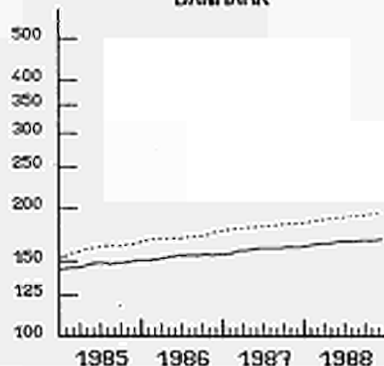
LUXEMBOURG



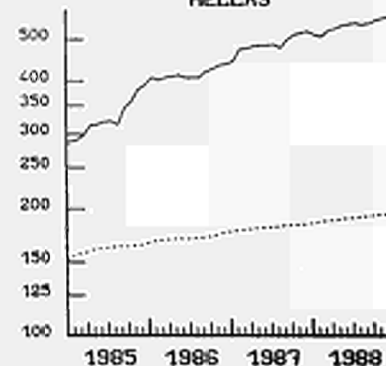
UNITED KINGDOM



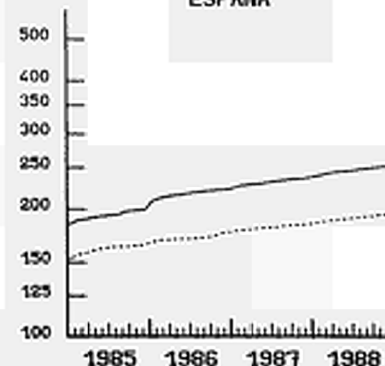
DANMARK



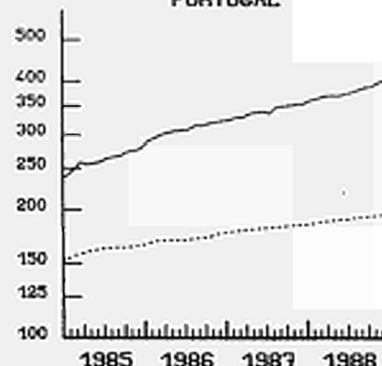
HELLAS



ESPAÑA



PORTUGAL



EINFACH-LOGARITHISCHE SKALA

..... EUR 12
SEMI-LOGARITHMIC SCALE

ECHELLE SEMI-LOGARITHMIQUE

CONSUMER PRICES

PRIX A LA CONSOMMATION

EXPENDITURE IN HOTELS, PUBS AND RESTAURANTS

DEPENSES POUR HOTELS, CAFES ET RESTAURANTS

	EUR12	BR DEUTSCH LAND	FRANCE	ITALIA	NEDER- LAND	BELGIQUE BELGIE	LUXEM- BOURG	UNITED KINGDOM	IRELAND	DANMARK	ELLAS	ESPANA	PORTU- GAL	USA	
	PRICE INDICES				1980 = 100				INDICES DE PRIX						
1985 Ø	170.5	120.6	167.5	210.7	126.0	133.7	136.5	142.5	193.3	148.5	280.5	200.8	273.4	:	
1986 Ø	184.1	123.2	175.6	230.8	128.9	141.8	144.7	151.8	208.6	155.4	341.0	227.0	314.8	:	
1987 Ø	196.4	125.4	188.0	245.6	131.7	147.3	147.9	160.2	218.6	161.5	412.4	242.9	349.2	:	
1988 Ø	206.4	127.4	198.7	252.8	134.5	151.1	150.9	168.4	227.8	167.9	474.5	260.4	392.8	:	
1986 J	177.5	121.7	171.8	219.5	127.6	137.6	140.0	147.1		152.0	313.6	217.9	295.0	:	
1986 F	179.4	122.1	172.2	225.0	127.5	138.6	140.0	147.9	205.1	152.0	312.0	221.3	301.4	:	
1986 M	180.9	122.4	172.8	228.2	127.7	139.7	140.6	148.2		152.0	320.4	223.2	307.9	:	
1986 A	182.3	122.7	173.6	229.2	128.9	140.5	145.5	149.7		154.0	332.5	224.8	309.3	:	
1986 M	183.2	122.9	174.4	230.3	129.1	140.8	145.8	150.4	209.8	156.0	340.8	225.5	311.8	:	
1986 J	185.0	123.1	175.4	231.6	129.3	141.6	145.8	155.5		156.0	345.3	226.8	313.3	:	
1986 J	185.0	123.4	176.5	232.2	129.1	142.2	145.9	151.8		157.0	349.4	228.1	313.0	:	
1986 A	185.8	123.5	177.0	233.2	129.2	142.8	145.9	152.6	209.7	157.0	350.6	229.3	322.0	:	
1986 S	186.5	123.6	177.5	233.9	129.3	143.4	146.6	153.5		157.0	356.7	230.3	322.0	:	
1986 O	187.2	123.8	178.1	234.7	129.7	144.1	146.6	154.4		158.0	356.3	231.4	324.3	:	
1986 N	187.7	124.3	178.6	235.6	129.7	144.7	146.6	155.0	210.0	157.0	352.3	231.8	327.1	:	
1986 D	188.7	124.4	179.3	236.2	130.1	145.2	146.6	156.1		157.0	361.8	233.1	331.0	:	
1987 J	190.5	124.6	182.1	238.1	130.2	145.5	147.5	156.8		158.0	379.6	234.6	329.1	:	
1987 F	191.9	124.9	183.6	240.2	130.3	145.8	147.5	157.3	216.0	159.0	381.6	238.2	335.0	:	
1987 M	192.8	125.0	184.6	241.5	130.5	146.4	147.5	157.7		160.0	383.7	239.2	339.6	:	
1987 A	194.1	125.0	185.7	242.3	131.3	146.9	147.5	158.4		160.0	403.9	240.2	341.8	:	
1987 M	195.0	125.2	186.9	244.6	131.5	147.2	147.7	158.7	217.1	162.0	399.2	241.2	344.9	:	
1987 J	196.0	125.2	188.0	245.7	131.7	147.4	147.7	159.3		162.0	408.5	242.2	347.7	:	
1987 J	197.2	125.4	189.0	246.5	132.0	147.6	147.6	160.1		162.0	423.5	243.8	347.7	:	
1987 A	198.0	125.5	189.5	247.6	132.3	147.7	148.3	160.7	220.3	162.0	428.2	244.6	357.2	:	
1987 S	199.1	125.6	190.3	248.4	132.4	147.7	148.3	162.1		162.0	436.5	246.5	358.5	:	
1987 O	199.8	125.9	191.6	249.7	132.6	148.0	148.4	163.2		163.0	427.9	247.4	360.7	:	
1987 N	200.4	126.1	192.2	250.5	132.6	148.3	148.4	164.2	221.2	164.0	427.0	248.0	363.7	:	
1987 D	201.6	126.1	192.7	251.8	132.7	148.7	148.4	164.5		164.0	448.9	249.0	364.9	:	
1988 J	202.5	126.4	193.7	254.3	133.0	149.2	148.4	165.1		165.0	434.6	251.4	372.6	:	
1988 F	203.9	126.7	194.5	257.3	133.0	149.6	148.9	165.9	226.5	166.0	439.3	253.5	371.9	:	
1988 M	205.4	126.9	195.4	259.6	133.0	149.9	148.9	166.4		166.0	447.4	256.2	380.8	:	
1988 A	207.2	127.0	196.7	261.1	134.1	150.1	148.9	168.6		167.0	466.6	257.7	380.8	:	
1988 M	193.7	127.2	197.7	200.4	134.2	150.5	148.9	169.3	227.5	168.0	466.2	258.9	381.3	:	
1988 J	194.3	127.3	198.7	199.9	134.6	150.8	148.9	169.9		168.0	474.5	259.7	382.6	:	
1988 J	209.7	127.5	199.4	264.0	134.7	150.9	149.4	170.4		168.0	480.6	261.3	391.0	:	
1988 A	210.8	127.8	200.0	264.8	135.0	151.5	151.9	171.7	228.2	169.0	488.7	262.6	396.0	:	
1988 S	212.3	127.9	201.0	266.3	135.4	152.1	153.9	172.9		169.0	500.7	264.3	408.8	:	
1988 O	212.9	128.0	201.9	267.6	135.5	152.4	154.3	174.0		169.0	494.6	265.2	409.2	:	
1988 N	209.1	128.3	202.5	268.4	135.5	152.7	154.3	151.5	229.0	170.0	487.1	266.8	412.9	:	
1988 D	214.9	128.4	202.7	269.7	135.6	153.6	154.3	175.2		170.0	514.0	267.5	425.2	:	

K

CONSUMER PRICES
ENERGY PRODUCTSPRIX A LA CONSOMMATION
PRODUITS ENERGETIQUES

	EUR12	BR DEUTSCH LAND	FRANCE	ITALIA	NEDER- LAND	BELGIQUE BELGIE	LUXEM- BOURG	UNITED KINGDOM	IRELAND	DANMARK	ELLAS	ESPANA	PORTU- GAL	USA
	PRICE INDICES				1980 = 100				INDICES DE PRIX					
1985 Ø	164.7	128.7	176.2	203.9	150.0	161.6	156.9	155.8	191.7	146.4	220.5	196.3	322.8	118.2
1986 Ø	149.4	107.5	153.9	192.5	133.8	129.9	121.5	147.2	179.5	150.6	257.7	183.6	338.0	102.6
1987 Ø	145.1	99.2	149.1	193.5	113.3	121.0	111.6	147.9	176.6	158.6	269.7	176.3	341.2	103.0
1988 Ø	145.4	96.2	147.6	201.8	110.4	116.8	110.3	149.2	175.6	159.4	276.9	175.4	361.3	103.8
1986 J	161.4	123.2	166.9	206.2	146.5	150.5	150.3	155.0		142.0	261.2	192.3	349.4	117.6
1986 F	155.8	117.4	159.2	197.1	143.6	144.2	143.5	150.3	189.8	135.0	261.2	192.3	349.4	113.2
1986 M	151.9	113.2	157.5	196.2	139.5	137.5	134.8	144.5		135.0	257.6	183.8	349.4	105.6
1986 A	151.9	110.6	156.4	194.9	139.4	135.3	128.0	148.1		159.0	252.0	184.0	349.4	100.2
1986 M	150.2	108.4	156.5	194.6	139.2	130.8	125.2	144.5	178.9	160.0	252.0	184.0	336.6	101.8
1986 J	149.9	108.3	156.4	193.0	137.8	128.8	119.8	145.7		154.0	252.0	184.0	335.9	105.4
1986 J	146.4	104.0	151.6	189.1	126.1	123.8	115.5	145.0		149.0	251.2	184.0	335.9	101.5
1986 A	145.5	103.4	148.8	188.9	127.0	121.9	106.9	144.1	174.5	152.0	256.6	183.5	335.9	99.7
1986 S	146.8	104.0	150.2	189.0	126.5	123.5	107.1	147.3		154.0	262.1	183.5	335.9	99.9
1986 O	145.1	99.7	148.8	187.8	125.7	121.4	109.2	147.4		155.0	262.3	183.5	327.7	96.5
1986 N	143.9	99.0	147.5	186.2	127.4	121.2	109.2	147.3	174.9	156.0	262.3	173.9	325.2	94.6
1986 D	143.6	98.7	147.0	186.5	127.0	120.3	108.4	147.0		156.0	262.3	173.9	325.2	94.8
1987 J	145.3	101.4	151.7	188.6	113.2	123.8	108.5	148.0		162.0	262.4	173.6	333.9	97.5
1987 F	144.7	99.1	149.3	189.9	112.5	121.1	112.8	149.0	177.1	158.0	262.5	176.6	333.9	99.5
1987 M	143.9	98.5	147.3	189.3	113.2	120.7	112.4	148.7		158.0	262.6	175.6	333.9	99.8
1987 A	144.8	99.4	148.5	190.3	113.6	122.1	110.4	148.6		159.0	269.0	176.6	333.9	100.4
1987 M	144.6	99.1	148.4	190.0	113.6	121.7	110.8	148.0	178.0	158.0	272.3	177.2	337.1	101.6
1987 J	144.7	99.6	148.7	190.6	113.6	121.3	110.8	147.9		158.0	272.3	176.6	337.1	105.4
1987 J	145.7	99.8	149.1	191.7	113.8	121.6	110.9	150.4		160.0	272.4	176.6	341.7	105.9
1987 A	145.9	100.5	150.7	193.8	114.2	122.3	113.0	147.6	176.0	159.0	272.4	176.6	341.7	107.8
1987 S	145.4	98.3	149.5	198.6	113.1	120.0	113.0	147.1		158.0	272.7	176.6	341.7	107.3
1987 O	145.7	99.1	149.0	199.3	113.6	120.2	112.6	146.4		160.0	272.7	176.6	351.3	104.4
1987 N	145.4	98.2	148.9	199.9	113.1	119.1	112.7	146.5	175.4	156.7	272.8	176.6	354.1	103.5
1987 D	144.9	97.9	147.7	199.8	112.4	118.0	111.1	146.1		156.7	272.8	176.6	354.1	102.7
1988 J	143.8	96.2	145.9	198.2	109.9	116.8	109.9	145.6		159.0	272.9	177.2	360.0	101.6
1988 F	143.9	95.8	145.2	199.9	110.5	117.0	109.9	144.9	174.2	159.0	272.9	180.2	360.0	101.1
1988 M	143.7	95.4	145.9	199.5	110.3	116.0	110.4	144.7		157.0	272.9	180.2	360.0	100.6
1988 A	144.7	96.2	146.4	200.2	111.3	116.0	109.0	147.0		159.0	273.5	180.2	360.0	101.5
1988 M	144.9	97.0	147.1	200.4	111.6	116.2	108.4	148.3	174.9	160.0	273.7	173.2	362.0	103.1
1988 J	145.7	97.1	148.2	199.9	111.5	116.7	110.4	150.5		160.0	279.7	173.4	362.0	105.8
1988 J	145.9	96.8	148.4	199.9	110.4	117.5	110.6	151.7		159.0	279.5	173.4	362.0	106.3
1988 A	146.8	97.0	150.1	204.1	110.4	117.9	111.3	151.5	176.5	160.0	279.6	173.4	362.0	107.3
1988 S	146.5	96.1	150.0	204.0	110.0	117.7	111.1	151.6		160.0	279.7	173.4	362.0	106.8
1988 O	145.8	95.0	148.0	204.5	109.2	116.9	111.3	151.5		159.0	279.7	173.4	362.0	104.5
1988 N	145.9	95.4	147.4	205.0	110.0	116.2	111.3	151.5	176.7	160.0	279.4	173.4	362.0	103.4
1988 D	146.6	96.6	148.6	206.3	109.9	116.7	109.6	151.6		161.0	279.4	173.4	362.0	103.1

L

CONSUMER PRICES

PRIX A LA CONSOMMATION

	EUR12	BR DEUTSCH LAND	FRANCE	ITALIA	NEDER- LAND	BELGIQUE BELGIÉ	LUXEM- BOURG	UNITED KINGDOM	IRELAND	DANMARK	ELLAS	ESPAÑA	PORTU- GAL	USA	CANADA	JAPAN
	PRICE INDICES 1980 = 100 INDICES DE PRIX															
1955	:	43.8	20.0	16.8	28.9	32.0	38.2	16.3	15.3	19.8	19.2	9.2	10.7	32.5	32.1	22.4
1956	:	44.9	20.4	17.4	29.7	32.9	38.4	17.2	16.0	21.0	19.9	9.7	11.0	33.0	32.5	22.5
1957	:	45.9	21.0	17.6	30.8	33.9	40.1	17.8	16.6	21.2	20.4	10.7	11.2	34.1	33.5	23.2
1958	:	46.8	24.2	18.1	31.3	34.4	40.5	18.3	17.4	21.3	20.6	12.2	11.4	35.0	34.5	23.1
1959	:	47.3	25.6	18.1	31.6	34.8	40.6	18.4	17.4	21.6	21.1	13.1	11.5	35.4	34.9	23.3
1960	:	48.0	26.6	18.4	32.3	34.9	40.8	18.6	17.5	22.0	21.4	13.4	11.7	35.9	35.2	24.0
1961	25.5	49.1	27.3	18.6	32.8	35.3	41.0	19.3	17.9	22.7	21.8	13.5	11.9	36.3	35.7	25.3
1962	26.6	49.7	28.7	19.7	33.6	35.6	41.4	20.0	18.7	24.4	21.7	14.3	12.2	36.7	36.0	27.0
1963	27.9	51.2	30.4	21.1	34.7	36.5	42.5	20.5	19.2	25.9	22.4	15.5	12.5	37.2	36.6	29.3
1964	29.0	52.4	31.4	22.4	36.7	38.0	43.9	21.1	20.4	26.7	22.6	16.6	12.9	37.7	37.4	30.4
1965	30.4	54.1	32.2	23.4	38.4	39.6	45.3	22.2	21.5	28.4	23.2	18.8	13.4	38.3	38.2	32.4
1966	31.6	56.0	33.1	23.9	40.6	41.2	46.5	23.0	22.1	30.4	24.4	20.0	14.0	39.4	39.6	34.1
1967	32.6	56.9	34.0	24.8	42.0	42.4	47.9	23.6	22.8	32.9	24.8	21.3	14.8	40.5	41.1	35.4
1968	33.7	57.8	35.5	25.1	43.6	43.6	49.1	24.7	23.9	35.5	24.9	22.3	15.7	42.2	42.7	37.3
1969	35.1	58.9	37.9	25.8	46.8	44.9	50.3	26.1	25.7	36.7	25.5	22.8	17.1	44.5	44.7	39.3
1970	37.0	61.0	39.9	27.1	48.9	49.3	52.6	27.7	27.8	39.2	26.3	24.1	18.2	47.1	46.1	42.3
1971	39.7	64.1	42.1	28.4	52.6	51.7	55.0	30.3	30.2	41.4	27.1	26.1	20.4	49.1	47.5	45.0
1972	42.5	67.7	44.6	30.0	56.8	54.7	57.9	32.5	32.9	44.1	28.3	28.3	22.5	50.7	49.7	47.2
1973	46.0	72.4	47.9	33.3	61.4	58.1	61.4	35.5	36.6	48.2	32.7	31.5	25.4	53.9	53.5	52.7
1974	51.7	77.4	54.4	39.6	67.4	65.4	67.3	41.1	42.8	55.6	41.5	36.5	31.8	59.9	59.4	64.9
1975	58.6	82.0	60.8	46.4	74.1	73.5	74.5	51.1	51.8	61.0	47.0	42.6	36.7	65.3	65.8	72.5
1976	65.6	85.6	66.6	54.1	80.8	80.2	81.8	59.6	61.1	66.4	53.3	50.2	44.5	69.1	70.8	79.4
1977	73.8	88.7	72.9	64.1	86.0	85.9	87.3	69.0	69.4	73.4	59.8	62.5	56.5	73.6	76.4	85.8
1978	79.9	91.1	79.5	71.9	89.6	89.8	90.0	74.7	74.7	81.2	67.3	74.8	69.3	79.2	83.1	89.5
1979	88.0	94.9	88.0	82.5	93.5	93.8	94.1	84.8	84.6	89.0	80.1	86.5	85.6	88.1	90.8	92.8
1980	100.0	100.0	100.0	100.0	100.0	100.0	100.0	100.0	100.0	100.0	100.0	100.0	100.0	100.0	100.0	100.0
1981	112.1	106.3	113.4	117.8	106.7	107.6	108.1	111.9	120.4	111.7	124.5	114.6	119.9	110.3	112.5	104.8
1982	124.1	111.9	126.8	137.2	112.8	117.0	118.2	121.5	141.1	123.0	150.5	131.1	146.8	117.1	124.6	107.8
1983	134.8	115.6	139.0	157.3	115.9	126.0	128.4	127.1	155.8	131.5	181.0	147.0	184.2	120.9	131.8	109.8
1984	144.8	118.4	149.2	174.3	119.6	134.0	136.7	133.4	169.2	139.8	214.3	163.5	238.1	126.1	137.6	112.3
1985	153.6	121.0	158.0	190.3	122.3	140.5	142.3	141.5	178.4	146.4	255.7	176.3	284.2	130.5	143.1	114.6
1986	159.1	120.7	162.2	201.4	122.7	142.3	142.7	146.3	185.2	151.7	314.6	191.8	317.3	133.0	148.9	115.3
1987	164.3	121.0	167.3	211.0	122.5	144.5	142.7	152.4	191.0	157.8	366.1	201.9	347.1	137.9	155.5	115.4
1988	170.2	122.4	171.8	221.7	123.6	146.3	144.7	159.9	195.1	165.0	415.7	211.7	380.5	143.5	161.9	116.2

M

CONSUMER PRICE
GENERAL INDEXPRIX A LA CONSOMMATION
INDICE GENERAL

	SWITZERLAND SUISSE	AUSTRIA AUTRICHE	NORWAY NORVEGE	SWEDEN SUEDE	FINLAND FINLANDE
	PRICE INDICES	1980 = 100		INDICES DE PRIX	
1955	41.8	34.1	25.2	23.3	14.6
1956	42.4	35.4	19.4	24.3	16.3
1957	43.2	36.4	25.0	25.4	18.5
1958	44.0	37.1	28.1	26.6	20.2
1959	43.6	37.5	28.7	26.8	20.5
1960	44.4	38.3	28.9	27.8	21.2
1961	45.2	39.6	29.5	28.5	21.6
1962	47.1	41.3	31.1	29.8	22.6
1963	48.7	42.5	31.9	30.6	23.7
1964	50.3	44.1	33.7	31.7	26.1
1965	51.9	46.3	35.1	33.3	27.4
1966	54.4	47.3	36.2	35.4	28.4
1967	56.6	49.2	37.9	37.0	30.0
1968	57.9	50.5	39.2	37.7	32.5
1969	59.5	52.1	40.4	38.7	33.3
1970	61.6	54.4	44.6	41.3	34.2
1971	65.6	56.9	47.5	44.5	36.4
1972	70.0	60.5	50.9	47.1	39.0
1973	76.2	65.1	54.7	50.3	43.6
1974	83.5	71.3	59.9	55.3	51.2
1975	89.1	77.3	66.8	60.7	60.3
1976	90.7	83.0	72.9	67.0	68.9
1977	92.1	87.6	79.5	74.6	77.7
1978	92.8	90.7	86.0	82.1	83.5
1979	96.1	94.0	90.2	88.0	89.6
1980	100.0	100.0	100.0	100.0	100.0
1981	106.5	106.8	113.6	112.1	111.9
1982	112.5	112.6	126.5	121.7	122.6
1983	115.8	116.3	137.2	132.5	132.8
1984	119.2	122.9	145.7	143.2	142.2
1985	123.3	126.9	154.0	153.7	150.5
1986	124.2	129.0	165.1	160.3	156.0
1987	126.1	130.9	179.4	167.0	161.7
1988	130.8	131.6	191.5	176.7	174.7

EXPLANATORY NOTES

METHODOLOGY

The consumer price indices given here are the national indices which have different names in each country. As far as trends are concerned, the general index published by EUROSTAT always corresponds to the general index published by the country. The component items of this general index are groups of national indices aggregated according to a harmonized classification conforming to the ESA (European System of Integrated Economic Accounts). For these groups, the price trends correspond to the trends noted by the national indices for the same classification field. The field covered by the general index varies according to country: as regards the population concerned (specific income bracket, certain socio-professional categories or total households), the geographical areas used (capital, urban areas, country as a whole, etc.) or differences in treatments of expenditure on rent, health care, etc... Finally, there is no uniform method for seasonal adjustments. A fixed base system is used in some countries, whereas in others a chain system is used (variable weightings). The reference years used at national level for the indices vary according to country. For ease of comparison, EUROSTAT has chosen 1980 as the common year for the presentation of these indices.

THE CALCULATION OF THE EUR-12 INDEX

The Eur-12 index as calculated by EUROSTAT is a weighted average of national price indices. The weight used is the proportion of each country in the final consumption of households for EUR-12. The values of this consumption in national currency are converted into purchasing power standard (PPS); for this purpose the purchasing power parities of the G.D.P. are used. Up to 1987 purchasing power parities are those which result from the 1980 enquiry, from 1988 onwards they are those from the 1985 enquiry. The index calculated is a chain index of the "Laspeyres" type with weights changing each year. However, the weights are lagged by three years since the national accounts data needed become available only after three years. For example: the weights used for 1988 are those of 1985, for 1987 those of 1984. Moreover, national accounts data are often revised leading to revisions of the consumption weights. In order to avoid continuous modifications in the EUR-12 index for previous periods, EUROSTAT has decided to "freeze" the weights which are used. Thus the EUR-12 index will not be affected by revisions of the national accounts. However when Member States carry out major revisions in the price series for past years, EUR-12 data will be calculated using these new series.

Sources

DEUTSCHLAND	Preise und Preisindizes für die Lebenshaltung STATISTISCHES BUNDESAMT - WIESBADEN/DEUTSCHLAND
FRANCE	Indices des prix à la consommation Bulletin mensuel de statistiques INSEE - PARIS/FRANCE
ITALIA	Indici dei prezzi al consumo ISTAT - ROMA/ITALIA
NEDERLAND	Maandstatistiek van de prijzen C.B.S. - VOORBURG/NEDERLAND
BELGIQUE	Index van de consumptie prijzen Dienst voor het indexcijfer MINISTERIE VAN ECONOMISCHE ZAKEN - BRUSSEL/BELGIE
LUXEMBOURG	Indice des prix à la consommation INDICATEURS RAPIDES STATEC - LUXEMBOURG
UNITED KINGDOM	Retail price index DEPARTEMENT OF EMPLOYMENT - LONDON - UK
IRELAND	Consumer Price Index CENTRAL STATISTICAL OFFICE - DUBLIN/IRELAND
DANMARK	Forbrugerprisindexet Prisstistik DANMARKS STATISTIK - KOBENHAVN/DANMARK
ESPAÑA	Indice de precios de consumo INSTITUTO NACIONAL DE ESTADISTICA - MADRID - ESPAÑA
PORTUGAL	Indice de precios no consumidor INSTITUTO NACIONAL DE ESTADISTICA - LISBOA - PORTUGAL
GREECE	Consumer price index NATIONAL STATISTICAL OFFICE OF GREECE - ATHENS - GREECE
SCHWEIZ	Landesindex der Konsumentenpreise BUNDESAMT FUER GEWERBE,INDUSTRIE UND ARBEIT - BERN - SCHWEIZ
OESTERREICH	Index der Verbraucherpreise OESTERREICHISCHES STATISTISCHES ZENTRALAMT - WIEN OESTERREICH
NORWAY	Konsumprisindeksen STATISTIK MANEDSHEFTE STATISTIK SENTRALBYRA - OSLO - NORGE
SWEDEN	Konsumpriserna: STATISTISKA MEDELLAN STATISTISKA CENTRALBYRAN - STOCKHOLM/SVERIGE
FINLAND	Consumer price index - MONTHLY BULLETIN CENTRAL STATISTICAL OFFICE OF FINLAND - HELSINKI/FINLAND
U.S.A.	Consumer price index - CPI-U U.S. City - Average for all urban consumers U.S. BUREAU OF LABOR - WASHINGTON - U.S.A.
CANADA	The consumer price index STATISTICS CANADA - OTTAWA/CANADA
JAPAN	Consumer price index STATISTICS BUREAU MANAGEMENT AND COORDINATION AGENCY - TOKYO/JAPAN

**Venta y suscripciones · Salg og abonnement · Verkauf und Abonnement · Πωλήσεις και συνδρομές
Sales and subscriptions · Vente et abonnements · Vendita e abbonamenti
Verkoop en abonnementen · Venda e assinaturas**

BELGIQUE / BELGIË

Moniteur belge / Belgisch Staatsblad
42, Rue de Louvain / Leuvenseweg 42
1000 Bruxelles / 1000 Brussel
Tél. 512 00 26
CCP / Postrekening 000-2005502-27

Sous-dépôts / Agentschappen:

**Librairie européenne /
Europese Boekhandel**

Rue de la Loi 244 / Wetstraat 244
1040 Bruxelles / 1040 Brussel

Jean De Lannoy

Avenue du Roi 202 / Koningslaan 202
1060 Bruxelles / 1060 Brussel
Tél. (02) 538 5169
Télex 63220 UNBOOK B

CREDOC

Rue de la Montagne 34 / Bergstraat 34
Bte 11 / Bus 11
1000 Bruxelles / 1000 Brussel

DANMARK

J. H. Schultz Information A/S

EF-Publikationer

Ottiliavej 18
2500 Valby
Tlf: 01 44 23 00
Telefax: 01 44 15 12
Girokonto 6 00 08 86

BR DEUTSCHLAND

Bundesanzeiger Verlag

Breite Straße
Postfach 10 80 06
5000 Köln 1
Tel. (02 21) 20 29-0
Fernschreiber:
ANZEIGER BONN 8 882 595
Telefax: 20 29 278

GREECE

G.C. Eleftheroudakis SA

International Bookstore
4 Nikis Street
105 63 Athens
Tel.: 322 22 55
Telex: 219410 ELEF
Telefax: 3254 889

Sub-agent for Northern Greece:

Molho's Bookstore

The Business Bookshop
10 Tsimiski Street
Thessaloniki
Tel. 275 271
Telex 412885 LIMO

ESPAÑA

Boletín Oficial del Estado

Trafalgar 27
E-28010 Madrid
Tel. (91) 446 60 00

Mundi-Prensa Libros, S.A.

Castelló 37
E-28001 Madrid
Tel. (91) 431 33 99 (Libros)
431 32 22 (Suscripciones)
435 36 37 (Dirección)
Telex 49370-MPLI-E
Telefax: (91) 275 39 98

FRANCE

**Journal officiel
Service des publications
des Communautés européennes**

26, rue Desaix
75727 Paris Cedex 15
Tél. (1) 40 58 75 00
Télécopieur: (1) 4058 7574

IRELAND

Government Publications Sales Office

Sun Alliance House
Molesworth Street
Dublin 2
Tel. 71 03 09

or by post

Government Stationery Office

EEC Section
6th floor
Bishop Street
Dublin 8
Tel. 78 16 66

ITALIA

Licosa Spa

Via Benedetto Fortini, 120/10
Casella postale 552
50 125 Firenze
Tel. 64 54 15
Telefax: 64 12 57
Telex 570466 LICOSA I
CCP 343 509

Subagenti:

Libreria scientifica Lucio de Biasio -AEIOU

Via Meravigli, 16
20 123 Milano
Tel. 80 76 79

Herder Editrice e Libreria

Piazza Montecitorio, 117-120
00 186 Roma
Tel. 67 94 628/67 95 304

Libreria giuridica

Via 12 Ottobre, 172/R
16 121 Genova
Tel. 59 56 93

GRAND-DUCHÉ DE LUXEMBOURG

Abonnements seulement
Subscriptions only
Nur für Abonnements

Messageries Paul Kraus

11, rue Christophe Plantin
L-2339 Luxembourg
Tél. 48 21 31
Télex 2515
CCP 49242-63

NEDERLAND

SDU uitgeverij

Christoffel Plantijnstraat 2
Postbus 20014
2500 EA 's-Gravenhage
Tel. (070) 78 98 80 (bestellingen)
Telefax: (070) 476351

PORTUGAL

Imprensa Nacional

Casa da Moeda, E.P.
Rua D. Francisco Manuel de Melo, 5
1092 Lisboa Codex
Tel. 69 34 14

Distribuidora Livros Bertrand Lda.

Grupo Bertrand, SARL
Rua das Terras dos Vales, 4-A
Apart. 37
2700 Amadora Codex
Tel. 493 90 50 - 494 87 88
Telex 15798 BERDIS

UNITED KINGDOM

HMSO Books (PC 16)

HMSO Publications Centre
51 Nine Elms Lane
London SW8 5DR
Tel. (01) 873 9090
Fax: GP3 873 8463

Sub-agent:

Alan Armstrong Ltd

2 Arkwright Road
Reading, Berks RG2 0SQ
Tel. (0734) 75 17 71
Telex 849937 AAALTD G
Fax: (0734) 755164

ÖSTERREICH

Manz'sche Verlagsbuchhandlung

Kohlmarkt 16
1014 Wien
Tel. (0222) 533 17 81
Telex 11 25 00 BOX A
Telefax: (0222) 533 17 81 81

TÜRKIYE

Dünya süper veb ofset A.Ş.

Narlıbahçe Sokak No. 15
Cağaloğlu
Istanbul
Tel. 512 01 90
Telex: 23822 dsvo-tr.

UNITED STATES OF AMERICA

European Community Information

Service
2100 M Street, NW
Suite 707
Washington, DC 20037
Tel. (202) 862 9500

CANADA

Renouf Publishing Co., Ltd

61 Sparks Street
Ottawa
Ontario K1P 5R1
Tel. Toll Free 1 (800) 267 4164
Ottawa Region (613) 238 8985-6
Telex 053-4936

JAPAN

Kinokuniya Company Ltd

17-7 Shinjuku 3-Chome
Shinjuku-ku
Tokyo 160-91
Tel. (03) 354 0131

Journal Department

PO Box 55 Chitose
Tokyo 156
Tel. (03) 439 0124

AUTRES PAYS
OTHER COUNTRIES
ANDERE LANDER

**Office des publications officielles
des Communautés européennes**

2, rue Mercier
L-2985 Luxembourg
Tél. 49 92 81
Télex PUBOF LU 1324 b
CC bancaire BIL 8-109/6003/700

Price (excl. VAT) in Luxembourg: Single copy ECU 4.40 • Subscription ECU 46.50



OFICINA DE PUBLICACIONES OFICIALES DE LAS COMUNIDADES EUROPEAS
KONTORET FOR DE EUROPÆISKE FÆLLESSKABERS OFFICIELLE PUBLIKATIONER
AMT FÜR AMTLICHE VERÖFFENTLICHUNGEN DER EUROPÄISCHEN GEMEINSCHAFTEN
ΥΠΗΡΕΣΙΑ ΕΠΙΣΗΜΩΝ ΕΚΔΟΣΕΩΝ ΤΩΝ ΕΥΡΩΠΑΪΚΩΝ ΚΟΙΝΟΤΗΤΩΝ
OFFICE FOR OFFICIAL PUBLICATIONS OF THE EUROPEAN COMMUNITIES
OFFICE DES PUBLICATIONS OFFICIELLES DES COMMUNAUTÉS EUROPÉENNES
UFFICIO DELLE PUBBLICAZIONI UFFICIALI DELLE COMUNITÀ EUROPEE
BUREAU VOOR OFFICIËLE PUBLIKATIES DER EUROPESE GEMEENSCHAPPEN
SERVIÇO DAS PUBLICAÇÕES OFICIAIS DAS COMUNIDADES EUROPEIAS

ISSN 1010-2779

L - 2985 Luxembourg

Catalogue number: CA-CB-89-S01-EN-C