

Consumer price index

Supplement 3/4 □ 1990 Monthly

CONSUMER PRICE INDICES

This bulletin contains consumer price indices for the following series on the new base 1985 = 100. It covers the period from **January 1988 to September 1990**.

	CONTENTS	PAGE
00	Relative part in % of each group in the weights	3
A.	Consumer Prices - General index	4-5
B.	Food (excl. drinks and meals out)	6-7
B.1	Bread and cereals	8
B.2	Meat	9
B.3	Dairy products, eggs, oils and fats	10
B.4	Fruit, vegetables, potatoes	11
C.	Drinks (home consumption) and tobacco	12-13
C.1	Drinks (home consumption)	14
C.2	Tobacco	15
D.	Clothing and footwear (incl.repairs)	16-17
D.1	Clothing (incl.repairs)	18
D.2	Footwear (incl. repairs)	19
E.	Rent, heating and lighting	20-21
E.1	Rents and water charges	22
F.	Household goods and services	24-25
F.1	Furniture, floorcoverings, household textiles	26
F.2	Household appliances, utensils and services	27
G.	Transport and communications	28-29
G.1	Private transport	30
G.2	Public transport	31
G.3	Communications	32
H.	Recreation and education, etc.	34-35
H.1	Recreational goods	36
H.2	Recreational services	37
H.3	Books, newspapers and magazines	38
J.	Other goods and services	40-41
J.1	Expenditure in hotels, pubs and restaurants	42
K.	Energy products	43
L.	Historical series 1955-1989: EC-countries, USA, Canada, Japan	44
M.	Historical series 1955-1989: Switzerland, Austria, Norway, Sweden, Finland	45
N.	Methodology	46
	TABLE OF SOURCES	47



OFICINA ESTADÍSTICA DE LAS COMUNIDADES EUROPEAS
DE EUROPÆISKE FÆLLESSKABERS STATISTISKE KONTOR
STATISTISCHES AMT DER EUROPÄISCHEN GEMEINSCHAFTEN
ΣΤΑΤΙΣΤΙΚΗ ΥΠΗΡΕΣΙΑ ΤΩΝ ΕΥΡΩΠΑΪΚΩΝ ΚΟΙΝΟΤΗΤΩΝ
STATISTICAL OFFICE OF THE EUROPEAN COMMUNITIES
OFFICE STATISTIQUE DES COMMUNAUTÉS EUROPÉENNES
ISTITUTO STATISTICO DELLE COMUNITÀ EUROPEE
BUREAU VOOR DE STATISTIEK DER EUROPESE GEMEENSCHAPPEN
SERVIÇO DE ESTATÍSTICA DAS COMUNIDADES EUROPEIAS

L-2920 Luxembourg — Tél. 43011 — Télex : Comeur Lu 3423
B-1049 Bruxelles, bâtiment Berlaymont, rue de la Loi 200 (bureau de liaison) — Tél. 235 1111

The information included in this bulletin has been taken from the Cronos data bank, which is accessible via the different host companies. For all information about these host companies contact Eurostat in Luxembourg, tel. 4301-4567.

To obtain specifications of the principal characteristics of the series contained in this bulletin contact Luxembourg:

Mr Nijenhuis, tel. 4301-3202

Mr Desantis, tel. 4301-3511

PART RELATIVE EN % DE CHAQUE GROUPE DANS LA PONDERATION
RELATIVE PART IN % OF EACH GROUP IN THE WEIGHTS

		D	F	I	N	B	L	UK	IRL	DK	GR	SP	PORT		
I A	PRODUITS ALIMENTAIRES	18.7	20.5	25.9	14.7	19.3	31.4	15.8	22.3	18.5	27.2	29.8	36.8	FOOD PRODUCTS	1 A
I B	BOISSONS ET TABACS	4.4	4.8	4.5	3.1	4.0	4.9	5.7	7.3	8.0	3.4	3.2	4.8	DRINKS AND TOBACCO	1 B
II	HABILLEMENT ET CHAUSSURES	6.9	8.3	8.8	6.7	8.2	9.3	6.9	8.8	5.5	12.8	8.7	10.2	CLOTHING AND FOOTWEAR	II
III	LOYERS,CHAUFFAGE, ECLAIRAGE	25.0	13.7	9.7	25.6	19.6	*13.9	23.5	9.6	27.3	13.1	18.6	° 9.0	RENT, FUEL, POWER	III
IV	BIENS ET SERVICE DE MENAGE	7.2	7.7	7.5	7.1	9.5	9.4	11.1	6.5	7.2	8.9	7.4	8.8	HOUSEHOLD GOODS AND SERVICES	IV
V	DEPENSES DE SANTE	4.1	7.3	5.1	13.8	4.0	3.7	1.6	2.3	1.8	4.5	2.4	2.6	HEALTH COSTS	V
VI	TRANSPORT ET COMMUNICATIONS	14.4	17.4	14.5	12.4	15.4	13.1	15.2	16.4	14.9	13.0	14.4	13.8	TRANSPORT AND COMMUNICATIONS	VI
VII	LOISIRS, CULTURE, ENSEIGNEMENT	8.4	7.5	8.1	8.2	8.2	6.0	7.8	8.1	9.2	6.3	7.0	4.1	RECREATION AND EDUCATION	VII
VIII	AUTRES BIENS ET SERVICES	10.9	12.8	15.9	8.4	11.8	8.3	12.4	18.7	7.6	10.8	8.5	9.9	OTHER GOODS AND SERVICES	VIII
	INDICE GENERAL	100.0	100.0	100.0	100.0	100.0	100.0	100.0	100.0	100.0	100.0	100.0	100.0	GENERAL INDEX	
	ANNEE DE REFERENCE	1985	1989	1985	1985	1978/79	1987	1989	1981	1981	1982	1983	1983	REFERENCE YEAR	

* Loyers compris à partir de juillet 1987.

° Loyers compris mais pas publiés.

* Rents included from July 1987.

° Rents included but not published.

A

CONSUMER PRICES

PRIX A LA CONSOMMATION

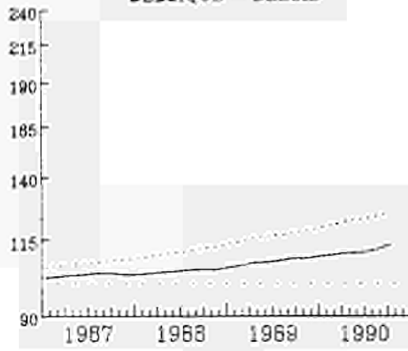
	EUR12	BELGIQUE	DANMARK	BR DEUTSCH LAND	ELLAS	ESPAÑA	FRANCE	IRELAND	ITALIA	LUXEM- BOURG	NEDER	PORTU- GAL	UNITED KINGDOM	USA	CANADA	JAPAN
	PRICE INDICES				1985 = 100				INDICES DE PRIX							
1986 Ø	103.5	101.3	103.6	99.9	123.0	108.8	102.7	103.8	105.8	100.3	100.2	111.7	103.4	101.9	104.1	100.6
1987 Ø	106.9	102.9	107.8	100.1	143.2	114.5	105.9	107.1	110.9	100.2	99.8	122.2	107.7	105.7	108.7	100.7
1988 Ø	110.7	104.1	112.7	101.4	162.5	120.0	108.7	109.4	116.5	101.7	100.6	133.9	113.0	110.0	113.1	101.4
1989 Ø	116.4	107.3	118.1	104.2	184.9	128.2	112.7	113.9	123.8	105.1	101.7	150.8	121.8	115.3	118.7	103.7
1988 J	108.5	102.9	110.2	100.7	152.5	117.4	107.0	0.0	114.0	100.9	99.5	127.8	109.2	107.6	110.7	100.6
1988 F	108.9	103.2	111.1	100.9	151.8	117.7	107.2	108.4	114.5	100.9	99.7	129.6	109.6	107.9	111.1	100.4
1988 M	109.3	103.3	111.5	100.9	156.4	118.5	107.5	0.0	115.0	101.1	100.2	130.5	110.0	108.3	111.6	100.8
1988 A	109.8	103.7	111.9	101.2	159.6	118.1	108.0	0.0	115.3	101.1	100.5	131.0	111.8	108.9	112.0	101.3
1988 M	110.1	103.8	112.8	101.3	160.0	118.0	108.3	108.9	115.7	101.2	100.6	131.5	112.3	109.3	112.7	101.4
1988 J	110.4	104.0	112.8	101.5	162.1	118.5	108.6	0.0	116.1	101.4	100.5	132.1	112.7	109.7	112.9	101.2
1988 J	110.7	104.3	112.3	101.5	161.7	120.0	109.0	0.0	116.3	101.8	100.6	133.2	112.8	110.2	113.6	101.0
1988 A	111.2	104.5	113.0	101.4	162.1	121.2	109.3	109.8	116.8	102.0	100.9	135.1	114.1	110.7	113.9	101.3
1988 S	111.7	104.7	113.7	101.5	166.9	122.4	109.6	0.0	117.4	102.1	101.2	136.6	114.6	111.4	114.0	102.1
1988 O	112.2	104.7	113.9	101.5	171.0	122.5	109.8	0.0	118.3	102.3	101.3	137.8	115.7	111.8	114.5	102.6
1988 N	112.6	104.6	114.7	101.8	172.2	122.5	109.9	110.5	119.2	102.6	101.4	139.9	116.3	111.9	114.9	102.2
1988 D	113.0	105.0	114.7	102.1	174.1	123.5	110.1	0.0	119.5	102.6	101.3	141.6	116.6	112.1	114.9	101.9
1989 J	113.6	105.4	115.2	103.0	173.6	124.7	110.6	0.0	120.3	103.4	100.4	143.4	117.3	112.6	115.4	101.7
1989 F	114.2	105.9	116.0	103.4	172.8	125.0	110.9	112.0	121.3	103.7	100.7	145.4	118.2	113.1	116.2	101.4
1989 M	114.7	106.1	116.7	103.5	177.5	125.7	111.2	0.0	122.0	104.0	101.1	146.7	118.7	113.7	116.7	101.9
1989 A	115.6	106.8	117.4	104.1	180.4	126.1	111.9	0.0	122.6	104.3	101.6	148.2	120.8	114.5	117.1	103.7
1989 M	116.0	106.9	118.2	104.3	181.0	126.3	112.3	113.1	123.2	104.7	101.6	148.5	121.6	115.1	118.3	104.3
1989 J	116.3	107.1	117.9	104.4	183.9	127.0	112.5	0.0	123.7	105.0	101.5	149.5	122.0	115.4	118.9	104.2
1989 J	116.6	107.5	117.9	104.3	183.6	129.0	112.8	0.0	123.9	105.3	101.7	151.0	122.1	115.7	119.7	104.0
1989 A	116.8	107.8	118.6	104.2	184.1	129.3	113.0	114.8	124.2	105.5	102.0	153.6	122.4	115.9	119.8	103.9
1989 S	117.4	108.4	119.0	104.3	190.7	130.7	113.2	0.0	124.8	105.8	102.5	153.9	123.3	116.2	120.0	104.8
1989 O	118.1	108.5	119.7	104.7	194.6	131.2	113.7	0.0	125.8	106.4	102.6	154.7	124.2	116.8	120.4	105.6
1989 N	118.6	108.4	120.2	104.9	196.3	131.5	114.0	115.6	126.5	106.6	102.6	156.3	125.3	117.1	120.8	104.5
1989 D	118.9	108.8	120.2	105.2	199.9	132.0	114.1	0.0	127.0	106.7	102.6	158.0	125.6	117.3	120.8	104.6
1990 J	119.6	109.2	119.5	105.8	201.3	133.2	114.4	0.0	128.2	107.5	102.5	160.7	126.3	118.5	121.8	104.8
1990 F	120.2	109.4	119.7	106.2	201.4	134.0	114.6	116.7	129.2	107.6	102.9	164.4	127.1	119.0	122.5	105.1
1990 M	120.8	109.7	120.2	106.3	209.0	134.5	115.0	0.0	129.7	107.6	103.3	165.4	128.3	119.7	122.9	105.5
1990 A	121.8	110.2	120.2	106.5	212.6	134.9	115.4	0.0	130.2	108.1	103.7	167.4	132.2	119.9	123.0	106.3
1990 M	122.3	110.2	121.1	106.7	218.9	134.9	115.7	117.1	130.6	108.3	103.8	169.2	133.4	120.1	123.6	107.1
1990 J	122.7	110.3	120.8	106.8	223.8	135.3	115.9	0.0	131.2	108.3	103.7	169.8	133.9	120.8	124.1	106.5
1990 J	123.0	110.7	120.4	106.8	223.2	137.0	116.2	0.0	131.6	108.5	104.0	171.0	134.0	121.3	124.7	106.4
1990 A	123.7	111.3	121.7	107.1	224.5	137.7	116.9	118.0	132.5	109.0	104.4	173.1	135.4	122.4	124.8	106.9
1990 S	124.6	112.4	122.7	107.5	232.3	139.1	117.5	0.0	133.2	109.7	105.3	175.1	136.7	123.4	125.1	107.9

VERBRAUCHERPREISE
GESAMTINDEX

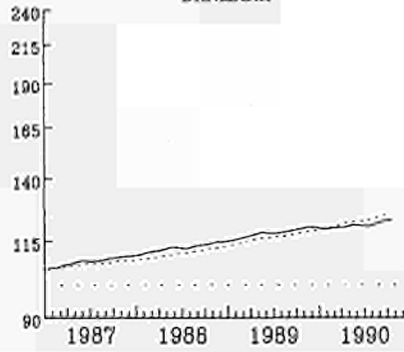
CONSUMER PRICES
GENERAL INDEX
1985 = 100

PRIX A LA CONSOMMATION
INDICE GENERAL

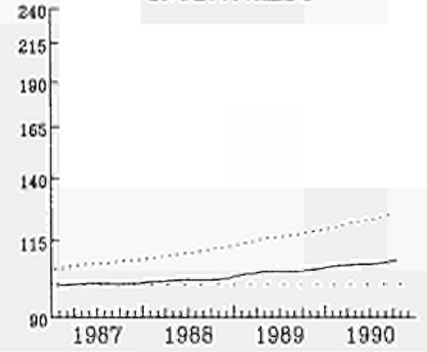
BELGIQUE - BELGIE



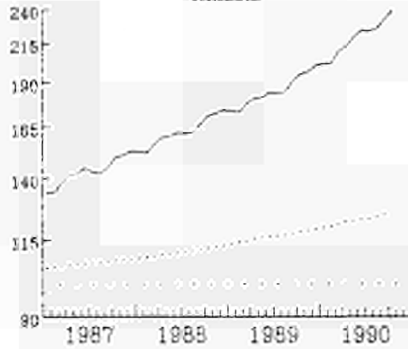
DANMARK



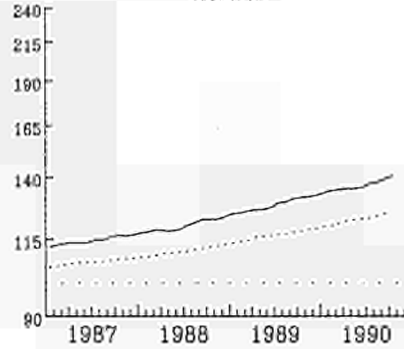
BR DEUTSCHLAND



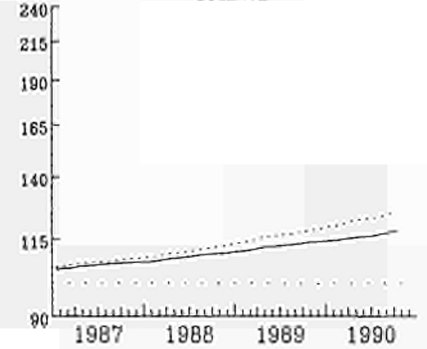
HELLAS



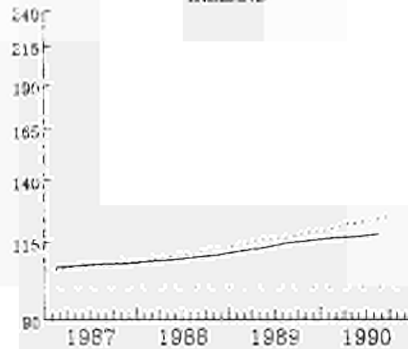
ESPAÑA



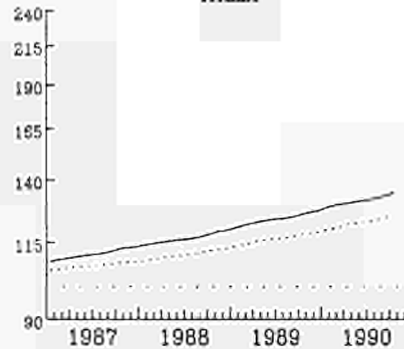
FRANCE



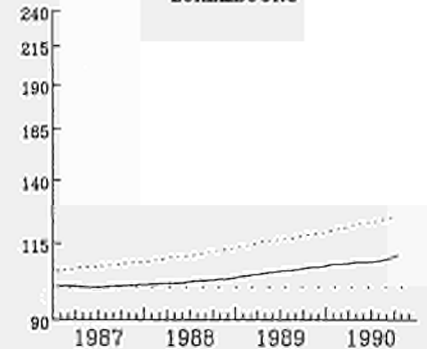
IRELAND



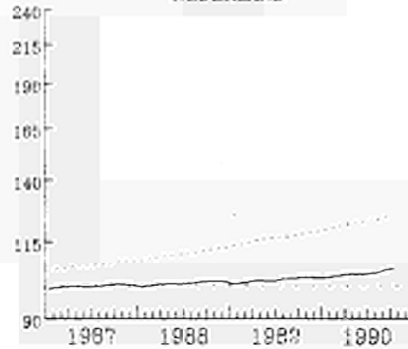
ITALIA



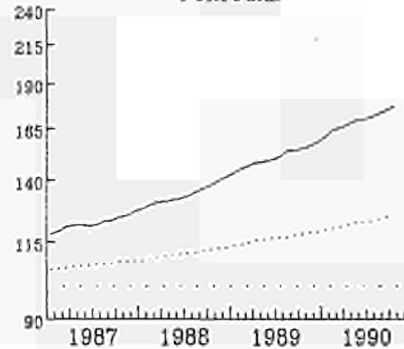
LUXEMBOURG



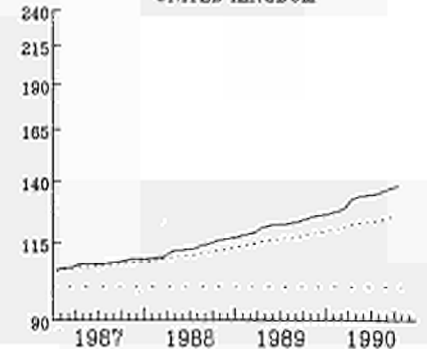
NEDERLAND



PORTUGAL



UNITED KINGDOM



EINFACH-LOGARITHISCHE SKALA

..... EUR 12
SEMI-LOGARITHMIC SCALE

ECHELLE SEMI-LOGARITHMIQUE

B

CONSUMER PRICES

FOOD (EXCL. DRINKS AND MEALS OUT)

PRIX A LA CONSOMMATION

PRODUITS ALIMENTAIRES (SANS BOISSONS ET REPAS A L'EXTERIEUR)

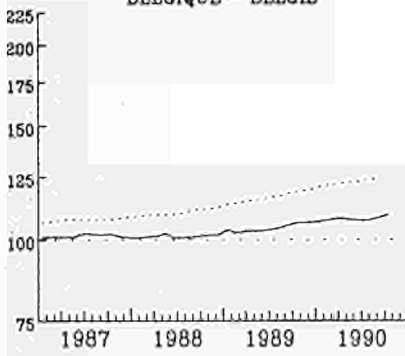
	EUR12	BELGIQUE BELGIE	DANMARK	BR DEUTSCH LAND	ELLAS	ESPAÑA	FRANCE	IRELAND	ITALIA	LUXEM- BOURG	NEDER- LAND	PORTU- GAL	UNITED KINGDOM	USA
	PRICE INDICES						1985 = 100		INDICES DE PRIX					
1986 Ø	104.4	101.8	102.0	99.5	120.3	110.4	103.3	104.3	105.4	102.2	98.8	108.8	103.3	103.3
1987 Ø	107.2	101.4	102.9	99.0	135.5	115.5	105.1	107.1	109.2	100.4	96.7	117.8	106.4	107.4
1988 Ø	110.1	101.2	106.7	98.9	150.6	119.6	106.9	109.8	113.0	101.4	97.0	123.4	110.1	112.3
1989 Ø	116.3	104.2	111.1	101.2	178.0	128.6	111.9	115.1	120.0	104.6	98.1	136.7	116.3	119.8
1988 J	108.5	100.6	104.9	98.6	141.4	117.9	105.5	0.0	111.1	101.1	97.0	118.5	108.3	109.5
1988 F	108.8	100.8	105.6	99.2	142.9	116.8	105.7	108.4	111.2	100.8	96.9	120.1	109.1	109.3
1988 M	109.1	101.0	106.3	98.9	145.3	118.0	105.8	0.0	111.5	101.2	96.7	121.2	109.4	109.3
1988 A	109.2	101.3	106.3	99.7	149.0	115.7	106.0	0.0	111.7	101.2	96.6	121.0	109.9	110.0
1988 M	109.1	102.4	105.6	99.8	148.0	114.9	105.9	109.0	111.9	101.0	96.4	120.4	110.2	110.5
1988 J	109.4	100.6	105.6	100.5	146.8	115.0	106.2	0.0	112.8	101.0	96.4	121.0	110.3	111.1
1988 J	109.8	100.6	106.3	99.3	146.2	118.9	106.3	0.0	112.9	101.9	96.4	122.6	109.5	112.6
1988 A	110.5	100.8	106.9	98.3	153.1	122.6	106.7	110.2	113.2	101.6	96.8	125.3	109.9	113.3
1988 S	111.2	101.0	107.6	97.8	156.0	124.9	107.2	0.0	114.2	101.4	97.2	126.6	110.3	115.4
1988 O	111.4	101.5	108.3	97.9	157.1	124.0	107.6	0.0	114.7	101.6	97.6	126.8	110.4	115.5
1988 N	111.6	101.6	108.3	98.0	159.2	122.4	107.9	111.7	115.0	102.2	97.8	127.7	111.3	115.4
1988 D	112.3	102.0	108.3	98.4	161.7	124.4	108.3	0.0	115.5	102.3	98.0	129.5	112.1	115.8
1989 J	113.3	103.5	109.0	99.6	165.5	125.7	108.8	0.0	116.5	104.0	97.2	130.8	113.1	116.3
1989 F	113.6	102.4	109.0	100.5	168.1	124.2	109.2	113.4	117.4	102.7	97.2	131.0	113.1	117.1
1989 M	114.2	102.9	109.6	100.3	167.7	125.2	109.7	0.0	118.2	103.2	97.0	133.2	114.0	118.5
1989 A	114.8	103.2	110.3	101.2	170.9	124.6	110.0	0.0	118.8	103.7	97.0	134.2	115.4	119.2
1989 M	115.1	103.1	110.3	102.1	170.5	124.2	110.5	113.6	119.4	103.8	97.2	132.7	116.1	119.9
1989 J	115.8	103.3	109.6	102.4	172.6	125.6	110.9	0.0	120.3	104.1	97.6	134.0	116.5	119.3
1989 J	116.5	103.8	111.0	101.7	174.2	130.1	111.5	0.0	120.3	104.7	98.2	135.7	115.9	119.8
1989 A	116.9	104.4	112.4	100.7	182.9	130.1	112.0	116.9	120.4	105.1	98.5	140.4	116.4	120.7
1989 S	118.0	105.3	113.0	100.8	188.2	133.4	112.6	0.0	121.4	105.8	99.0	140.5	117.2	121.0
1989 O	118.5	106.2	113.0	101.3	189.4	133.7	113.2	0.0	121.9	105.3	99.1	140.6	118.3	121.4
1989 N	119.0	106.3	113.0	101.7	192.1	132.9	113.6	116.7	122.6	106.6	99.3	142.0	119.5	121.8
1989 D	119.7	106.4	113.0	102.7	193.8	133.6	113.9	0.0	123.2	106.6	99.6	144.9	120.5	122.3
1990 J	120.8	106.6	111.7	103.9	197.3	135.6	114.1	0.0	123.9	107.1	99.8	148.1	122.1	125.1
1990 F	121.4	107.2	111.7	104.8	199.9	134.8	114.5	117.7	124.6	107.5	100.3	150.4	123.2	126.0
1990 M	121.7	107.6	111.7	104.7	202.8	134.8	114.8	0.0	125.0	107.7	100.1	151.8	123.9	126.2
1990 A	122.2	107.8	111.7	105.6	207.9	133.9	115.0	0.0	125.6	108.2	99.5	153.7	125.1	126.0
1990 M	122.7	107.4	111.7	106.2	210.6	132.4	115.3	117.7	126.3	108.7	99.5	159.4	126.4	125.6
1990 J	123.0	107.1	111.0	106.0	214.7	132.5	115.7	0.0	127.3	108.8	99.4	159.7	126.3	126.4
1990 J	123.5	106.9	111.7	105.3	217.4	137.2	115.8	0.0	127.5	109.2	99.5	160.1	125.1	127.2
1990 A	124.1	107.5	111.7	104.8	222.0	138.1	116.2	116.8	127.9	109.4	99.9	162.9	126.3	127.4
1990 S	124.6	108.3	111.0	104.2	224.7	139.9	116.4	0.0	128.6	109.6	100.9	164.6	126.6	127.6

VERBRAUCHERPREISE
NAHRUNGSMITTEL

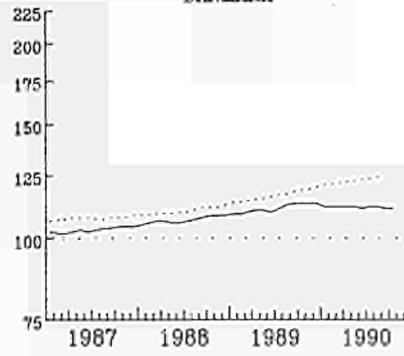
CONSUMER PRICES
FOOD
1985 = 100

PRIX A LA CONSOMMATION
PRODUITS ALIMENTAIRES

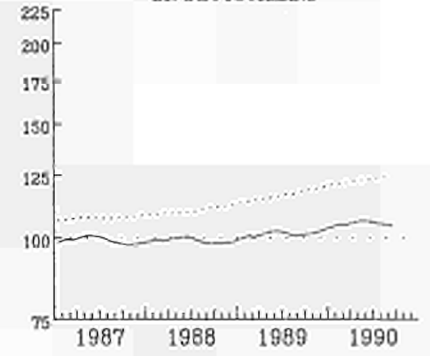
BELGIQUE - BELGIE



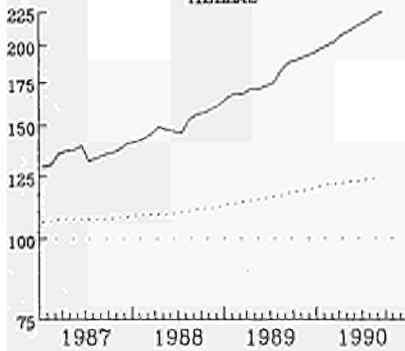
DANMARK



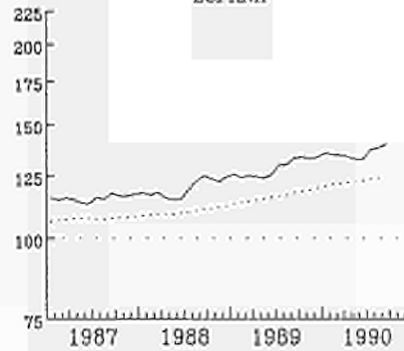
BR DEUTSCHLAND



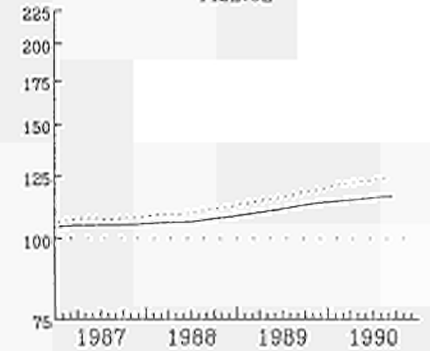
HELLAS



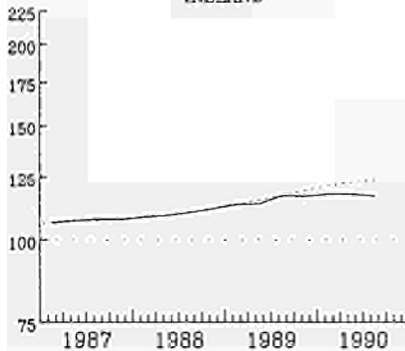
ESPANA



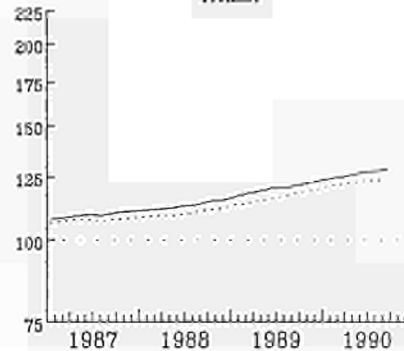
FRANCE



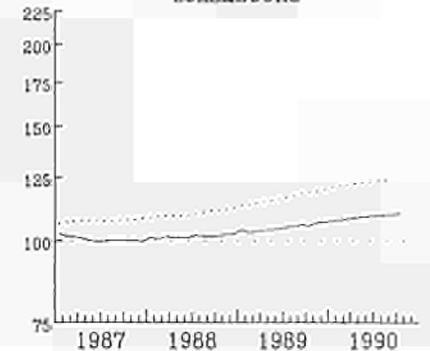
IRELAND



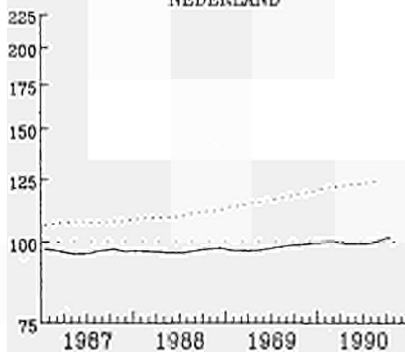
ITALIA



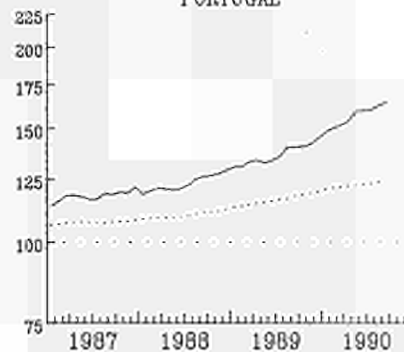
LUXEMBOURG



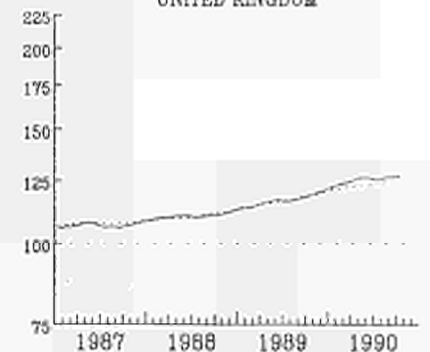
NEDERLAND



PORTUGAL



UNITED KINGDOM



EINFACH-LOGARITHMISCHE SKALA

EUR 12
SEMI-LOGARITHMIC SCALE

ECHELLE SEMI-LOGARITHMIQUE

B1

CONSUMER PRICES
BREAD AND CEREALSPRIX A LA CONSOMMATION
PAIN ET CEREALES

	EUR12	BELGIQUE BELGIE	DANMARK	BR DEUTSCH LAND	ELLAS	ESPAÑA	FRANCE	IRELAND	ITALIA	LUXEM- BOURG	NEDER- LAND	PORTU- GAL	UNITED KINGDOM	USA
	PRICE INDICES						1985 = 100	INDICES DE PRIX						
1986 Ø	106.1	103.2	103.4	101.2	123.6	111.1	104.1	108.9	107.1	105.1	101.0	112.2	105.4	102.8
1987 Ø	110.3	105.8	109.9	102.2	140.2	119.5	107.2	114.2	111.5	106.3	96.7	124.9	109.0	106.3
1988 Ø	115.1	106.8	118.2	103.5	155.1	126.9	111.0	116.8	116.2	112.3	102.2	127.8	116.1	113.1
1989 Ø	121.3	111.8	123.6	105.2	177.8	137.7	114.7	113.3	123.5	113.4	103.0	140.2	122.9	122.6
1988 J	113.1	106.9	114.3	102.9	147.3	123.3	109.4	0.0	114.2	112.5	101.9	126.8	113.1	109.4
1988 F	113.6	106.9	115.7	103.0	148.2	123.7	110.0	116.2	114.6	112.2	101.9	128.7	114.0	109.9
1988 M	113.9	107.0	117.0	103.2	149.1	124.3	110.2	0.0	115.1	112.2	102.0	127.1	114.2	110.1
1988 A	114.0	107.0	117.0	103.2	150.2	124.4	110.4	0.0	115.2	112.2	102.1	126.5	114.8	111.0
1988 M	114.3	107.0	117.7	103.3	151.6	124.6	110.5	116.6	115.6	112.3	102.3	126.5	115.7	111.4
1988 J	114.4	103.2	117.7	103.4	152.0	124.8	110.6	0.0	115.8	112.1	102.2	126.3	116.1	111.9
1988 J	114.9	107.2	117.7	103.5	152.9	125.0	110.8	0.0	116.6	112.2	102.2	127.4	116.5	113.1
1988 A	115.9	107.2	119.0	103.7	159.5	129.6	111.2	116.9	116.8	112.1	102.4	127.8	116.9	114.8
1988 S	116.3	107.4	119.7	103.8	161.3	130.2	111.7	0.0	117.1	112.0	102.5	129.0	117.4	115.5
1988 O	116.7	107.4	120.3	103.9	161.9	130.7	112.1	0.0	117.8	112.3	102.3	129.0	117.7	116.3
1988 N	116.8	107.5	121.0	104.0	163.2	130.8	112.3	117.4	117.9	112.5	102.3	128.8	117.8	116.6
1988 D	117.2	107.5	121.0	104.1	163.8	131.0	112.5	0.0	118.2	112.5	102.2	129.2	119.3	117.3
1989 J	118.0	107.7	121.7	104.3	164.6	132.2	112.9	0.0	119.5	113.1	102.1	135.5	120.2	118.5
1989 F	118.9	108.8	121.7	104.4	167.1	133.6	113.2	111.0	121.0	113.0	102.1	136.8	121.4	119.4
1989 M	120.2	132.8	123.0	104.5	169.0	134.3	113.6	0.0	121.9	113.5	102.2	138.3	121.1	120.1
1989 A	120.2	109.7	123.0	104.7	170.5	134.7	113.9	0.0	122.4	113.7	102.4	140.0	123.0	120.8
1989 M	120.3	109.8	123.0	104.8	171.6	135.0	114.2	112.8	122.8	113.6	102.7	139.6	122.5	121.8
1989 J	121.0	110.0	123.7	105.0	172.6	136.6	114.4	0.0	123.7	113.6	102.6	140.9	123.5	122.3
1989 J	121.6	110.2	124.3	105.2	174.0	138.4	114.6	0.0	124.2	113.6	103.4	141.0	124.1	123.5
1989 A	122.1	110.3	124.3	105.4	183.3	140.2	115.0	113.6	124.4	113.7	103.5	142.1	123.0	124.2
1989 S	122.7	110.4	124.3	105.7	188.1	140.8	115.8	0.0	125.0	113.7	103.5	141.8	123.6	124.7
1989 O	123.2	110.5	125.0	106.0	189.8	141.9	116.2	0.0	125.4	106.8	103.5	142.2	124.1	125.0
1989 N	123.6	110.7	125.0	106.3	191.5	142.3	116.5	115.7	125.8	116.4	103.7	142.3	124.4	125.3
1989 D	123.7	111.0	124.3	106.4	192.0	142.4	116.6	0.0	126.2	116.5	103.8	141.9	124.4	126.1
1990 J	125.1	111.2	125.0	106.7	196.9	143.6	116.9	0.0	126.7	116.6	103.9	157.0	127.6	126.8
1990 F	125.9	111.8	125.7	107.0	201.6	144.2	117.2	116.1	128.1	116.3	104.0	158.0	128.8	127.3
1990 M	126.5	114.0	125.7	107.2	204.4	144.7	117.7	0.0	129.0	116.6	104.1	158.4	129.3	127.4
1990 A	127.0	114.2	126.3	107.5	205.5	145.2	118.0	0.0	129.5	116.7	104.3	159.3	130.2	128.6
1990 M	127.4	114.4	126.3	107.9	212.6	145.3	118.2	116.2	129.9	116.8	104.3	159.4	130.2	129.0
1990 J	127.9	114.5	126.3	108.2	213.6	147.6	118.4	0.0	130.0	117.0	104.3	160.1	130.9	129.8
1990 J	128.9	114.6	126.3	108.5	217.7	149.8	118.7	0.0	131.2	116.8	104.7	165.9	131.1	130.1
1990 A	130.1	114.7	126.3	108.8	230.5	151.1	119.0	116.3	132.4	117.0	105.1	177.0	131.6	131.0
1990 S	130.8	114.6	127.0	109.2	232.9	151.9	119.5	0.0	133.2	117.2	105.3	185.1	131.7	131.1

B2

CONSUMER PRICES

MEAT (1)

PRIX A LA CONSOMMATION

VIANDES (1)

	EUR12	BELGIQUE BELGIE	DANMARK	BR DEUTSCH LAND	ELLAS	ESPANA	FRANCE	IRELAND	ITALIA	LUXEM- BOURG	NEDER- LAND	PORTU- GAL	UNITED KINGDOM	USA
	PRICE INDICES						1985 = 100		INDICES DE PRIX					
1986 Ø	103.6	102.0	100.4	98.6	115.3	109.8	102.2	100.9	105.4	101.9	99.7	107.1	101.3	103.7
1987 Ø	105.7	106.8	100.5	96.1	127.2	112.3	104.3	101.7	109.0	100.9	98.6	114.8	103.6	109.5
1988 Ø	107.7	102.2	103.3	94.9	143.8	115.9	106.6	106.2	111.9	101.7	98.0	114.3	105.8	113.3
1989 Ø	114.8	105.6	110.0	99.9	174.8	122.3	113.4	112.2	119.4	105.9	101.2	123.8	113.3	120.3
1988 J	106.4	101.9	101.5	95.4	135.4	113.9	105.9	0.0	110.4	100.6	98.1	108.7	104.4	110.1
1988 F	106.1	102.0	102.2	95.3	136.4	112.4	105.3	103.6	110.5	100.6	98.1	110.7	103.9	109.7
1988 M	106.3	102.0	102.2	95.0	136.0	113.2	105.5	0.0	110.5	101.5	97.8	111.6	104.5	110.2
1988 A	106.3	102.0	102.9	94.9	137.0	111.2	105.7	0.0	111.5	101.6	97.8	110.6	104.5	110.5
1988 M	106.1	102.1	102.9	94.8	135.7	110.3	105.7	105.6	111.0	101.7	97.8	108.7	105.5	111.1
1988 J	106.8	102.2	103.5	94.8	137.5	111.7	106.1	0.0	111.3	101.8	98.0	114.1	106.3	113.6
1988 J	107.3	102.1	102.9	94.7	140.0	114.2	106.4	0.0	111.4	102.1	98.1	116.1	105.8	115.5
1988 A	108.4	102.1	104.2	94.7	147.3	118.9	106.9	106.9	111.8	102.1	98.3	118.3	106.3	116.3
1988 S	109.2	102.2	104.2	94.7	151.3	121.4	107.4	0.0	112.7	102.0	98.1	118.9	106.7	116.4
1988 O	109.4	102.4	104.2	94.8	155.5	121.5	107.9	0.0	113.3	102.1	98.1	116.4	106.2	115.8
1988 N	109.7	102.5	104.9	94.8	157.0	120.8	108.2	108.8	113.6	102.1	98.0	117.0	107.6	115.4
1988 D	110.3	102.6	104.2	95.0	155.9	121.2	108.7	0.0	114.7	102.3	98.3	120.8	108.1	115.1
1989 J	110.8	102.9	104.9	97.9	157.1	118.7	109.5	0.0	115.7	102.9	98.4	118.0	108.3	117.5
1989 F	110.6	103.2	105.6	98.0	157.2	116.3	109.8	110.2	116.5	102.9	98.5	115.3	107.6	117.2
1989 M	111.3	103.5	105.6	98.1	158.4	116.6	110.6	0.0	117.2	103.8	98.5	119.9	108.2	119.5
1989 A	112.1	103.7	106.3	98.3	160.6	118.0	111.1	0.0	117.8	104.5	98.6	119.8	110.6	119.6
1989 M	112.7	103.9	107.0	98.4	168.1	117.3	111.9	111.8	118.3	104.5	99.1	117.2	112.3	119.7
1989 J	113.6	104.4	108.3	98.6	173.3	119.0	112.8	0.0	118.6	104.9	100.3	120.7	113.0	120.4
1989 J	115.0	105.3	110.4	99.4	179.5	122.0	113.8	0.0	119.1	106.1	101.5	124.0	114.1	120.6
1989 A	116.2	106.1	112.5	100.1	182.7	125.4	114.7	113.0	119.4	106.9	102.4	131.8	114.3	121.3
1989 S	117.8	107.7	114.5	101.5	189.0	127.5	115.9	0.0	120.8	107.8	104.0	129.9	116.2	121.8
1989 O	118.6	108.4	115.2	102.6	188.7	127.7	116.7	0.0	122.1	109.1	104.3	127.7	117.5	121.4
1989 N	119.5	108.9	115.2	103.0	190.3	129.4	117.1	113.7	123.4	109.0	104.5	129.4	118.6	121.8
1989 D	119.9	109.0	114.5	103.3	191.9	129.4	117.3	0.0	124.2	109.1	104.8	132.0	118.6	122.7
1990 J	120.4	109.1	112.5	103.6	194.8	128.3	117.3	0.0	124.9	109.2	104.4	139.5	120.1	125.7
1990 F	120.1	109.0	112.5	103.7	192.7	124.7	117.2	114.1	125.3	109.2	104.4	139.9	120.6	125.6
1990 M	120.2	109.1	112.5	103.8	195.6	124.4	117.2	0.0	125.5	109.6	104.2	141.4	121.0	126.8
1990 A	120.5	109.4	112.5	103.9	198.3	123.4	117.4	0.0	125.7	110.6	104.5	143.2	122.0	127.1
1990 M	120.9	109.9	113.1	104.0	201.1	123.5	117.6	114.4	125.9	111.0	104.5	143.5	123.7	126.7
1990 J	121.3	110.3	113.1	104.3	206.2	122.7	118.0	0.0	126.1	111.1	104.9	146.1	124.7	128.8
1990 J	122.1	110.9	113.1	104.6	209.6	127.2	118.3	0.0	126.2	111.5	105.2	142.6	125.0	129.3
1990 A	122.5	111.7	113.1	104.8	211.5	128.7	118.7	113.7	126.5	112.4	105.4	142.1	124.6	130.0
1990 S	123.0	111.8	111.8	105.0	214.4	129.9	119.0	0.0	127.2	112.6	105.4	141.3	124.8	130.8

CONSUMER PRICES

DAIRY PRODUCTS, EGGS, OILS AND FATS

PRIX A LA CONSOMMATION

PRODUITS LAITIERS, OEUFS, HUILES, GRAISSES

	EUR12	BELGIQUE BELGIE	DANMARK	BR DEUTSCH LAND	ELLAS	ESPANA	FRANCE	IRELAND	ITALIA	LUXEM- BOURG	NEDER- LAND	PORTU- GAL	UNITED KINGDOM	USA	
	PRICE INDICES						1985 = 100	INDICES DE PRIX							
1986	Ø	103.3	100.3	98.5	98.3	119.6	106.6	101.4	107.0	105.4	103.6	97.2	105.8	102.4	101.1
1987	Ø	105.4	99.6	99.5	96.6	131.0	112.2	101.7	114.8	107.6	105.5	96.5	103.3	105.4	160.7
1988	Ø	113.7	100.7	103.1	96.5	142.9	114.1	103.0	119.0	110.7	105.7	98.2	110.9	110.5	165.1
1989	Ø	123.9	105.5	108.7	99.7	216.4	128.2	108.0	128.7	120.5	109.9	101.2	136.0	118.1	176.3
1988	J	111.9	99.8	99.1	96.4	133.9	112.0	101.9	0.0	108.9	106.1	97.6	106.2	108.7	162.7
1988	F	112.0	99.9	101.0	96.3	135.5	111.8	101.9	117.5	109.2	105.4	97.2	106.5	108.9	162.8
1988	M	112.4	100.1	101.0	96.4	139.2	111.9	102.3	0.0	109.4	105.3	97.2	106.7	109.1	162.9
1988	A	112.5	100.2	101.0	96.4	140.1	111.6	102.4	0.0	109.8	105.1	97.1	106.5	109.8	162.8
1988	M	112.4	99.9	102.9	96.3	140.3	110.8	102.3	117.6	110.1	104.4	96.6	107.0	109.6	163.4
1988	J	112.3	99.8	102.9	96.0	140.9	110.6	102.3	0.0	110.3	103.9	96.5	106.8	109.2	163.2
1988	A	112.7	99.8	103.5	96.1	141.3	110.9	102.6	0.0	110.5	104.6	96.8	109.3	109.3	164.0
1988	J	113.5	99.8	104.2	96.1	145.0	112.2	103.1	119.6	110.7	104.6	97.7	111.0	111.1	165.4
1988	S	115.0	100.8	104.2	96.3	147.2	118.5	103.5	0.0	111.4	104.8	99.3	113.6	111.7	166.5
1988	O	114.9	102.1	104.8	96.9	148.4	112.2	104.2	0.0	112.0	106.1	99.7	117.0	112.3	168.1
1988	N	117.0	102.6	106.0	97.4	150.0	122.6	104.7	121.1	112.8	109.2	101.0	119.4	113.1	168.9
1988	D	117.8	103.3	106.0	97.9	153.2	123.9	105.1	0.0	113.6	109.3	101.2	121.2	113.4	170.3
1989	J	120.4	103.6	107.3	98.7	200.0	126.3	105.8	0.0	114.9	109.5	101.2	125.2	114.9	172.1
1989	F	121.3	103.9	107.9	98.8	203.1	127.1	106.4	125.6	116.5	110.0	101.3	127.6	115.4	173.3
1989	M	122.0	104.2	107.3	99.2	207.2	127.6	106.9	0.0	118.2	109.8	101.0	129.1	115.5	173.8
1989	A	122.7	104.1	107.9	99.4	211.1	127.9	107.3	0.0	119.2	110.0	101.0	133.0	115.8	174.5
1989	M	123.0	106.2	108.6	99.6	213.1	126.6	107.5	126.1	120.1	110.0	100.8	133.2	116.3	174.1
1989	J	123.3	106.4	108.6	99.5	214.7	126.3	107.7	0.0	120.7	109.6	100.7	133.7	116.8	173.9
1989	J	123.6	106.5	108.6	99.6	217.1	126.3	108.1	0.0	121.1	109.3	100.5	134.0	117.1	174.5
1989	A	124.1	106.8	108.6	99.6	218.5	127.0	108.5	131.1	121.5	109.4	101.0	139.6	117.4	175.0
1989	S	125.4	105.2	108.6	100.0	221.2	129.2	110.6	0.0	122.4	109.7	101.2	142.2	118.7	176.9
1989	O	126.3	106.0	109.8	100.4	223.8	131.0	109.0	0.0	123.1	110.6	101.5	144.0	122.4	179.6
1989	N	126.9	106.4	110.5	100.7	229.7	131.3	109.1	132.0	123.8	110.4	101.8	145.0	123.4	182.0
1989	D	127.4	106.9	111.1	101.1	237.3	132.0	109.2	0.0	124.2	110.7	102.0	145.5	123.4	185.5
1990	J	128.0	107.1	110.5	101.4	244.8	132.3	109.4	0.0	124.8	111.0	101.9	146.0	124.1	189.6
1990	F	128.4	107.1	111.7	101.5	250.5	132.2	110.1	132.6	125.4	114.3	101.8	146.3	124.3	191.0
1990	M	128.7	107.4	111.7	101.4	254.9	131.9	110.6	0.0	126.1	115.2	101.9	145.9	124.2	191.0
1990	A	128.8	107.6	111.7	101.5	258.0	131.0	110.7	0.0	126.5	115.3	101.6	146.0	124.3	189.1
1990	M	128.9	107.4	112.4	101.3	264.3	130.5	110.8	132.1	126.7	115.2	101.1	145.4	125.3	188.6
1990	J	128.8	107.2	111.7	101.2	267.1	128.7	110.7	0.0	127.0	115.0	100.7	145.1	125.8	189.0
1990	J	128.9	107.1	111.1	101.3	269.7	128.5	110.9	0.0	127.4	115.1	101.1	145.0	125.8	190.3
1990	A	129.3	107.0	111.7	101.3	272.7	128.7	111.0	130.0	127.8	114.6	100.8	146.1	127.2	192.5
1990	S	129.8	107.1	109.8	101.5	274.7	130.0	110.8	0.0	128.4	114.9	101.1	148.8	127.5	193.1

B4

CONSUMER PRICES

FRUITS, VEGETABLES, POTATOES

PRIX A LA CONSOMMATION

FRUITS, LEGUMES, POMMES DE TERRE

	EUR12	BELGIQUE BELGIE	DANMARK	BR DEUTSCH LAND	ELLAS	ESPANA	FRANCE	IRELAND	ITALIA	LUXEM- BOURG	NEDER- LAND	PORTU- GAL	UNITED KINGDOM	USA
	PRICE INDICES					1985 = 100			INDICES DE PRIX					
1986 Ø	103.7	95.3	100.1	98.8	115.9	113.2	99.6	104.4	102.3	99.1	93.9	107.6	104.7	100.9
1987 Ø	110.1	96.7	107.0	101.9	131.2	122.2	104.8	107.6	106.4	99.0	93.7	122.4	109.3	109.9
1988 Ø	115.2	96.5	110.0	104.5	143.4	126.2	106.4	103.9	112.3	98.5	94.8	140.7	111.1	118.2
1989 Ø	120.9	97.5	111.9	101.2	164.1	136.6	109.8	113.8	120.5	99.0	94.7	148.4	115.1	127.3
1988 J	110.5	92.9	110.8	93.7	132.1	119.3	105.7	0.0	109.3	99.2	95.9	135.0	110.6	116.6
1988 F	111.3	94.5	110.8	96.3	132.7	116.9	105.7	103.0	109.3	99.3	96.3	138.0	114.2	115.0
1988 M	112.6	96.5	112.3	94.0	134.0	127.0	105.6	0.0	109.6	99.5	95.4	140.8	115.1	113.4
1988 A	114.1	98.2	113.0	104.5	142.2	118.8	105.6	0.0	109.8	99.1	94.9	142.0	116.1	116.2
1988 M	115.9	97.4	108.0	115.4	155.3	118.3	105.6	102.8	110.1	98.1	94.5	140.8	114.7	117.2
1988 J	118.9	94.0	103.7	134.4	141.7	118.4	106.2	0.0	113.1	97.9	93.7	135.3	113.5	116.3
1988 J	117.2	93.3	106.6	119.4	131.3	133.3	106.1	0.0	111.8	102.0	93.3	132.4	107.5	119.0
1988 A	117.2	94.0	108.7	107.6	149.7	139.5	106.2	103.9	112.6	100.2	93.6	140.4	107.0	119.8
1988 S	117.0	103.1	110.8	98.6	150.8	140.4	107.0	0.0	115.0	97.3	94.5	143.4	107.0	122.9
1988 O	116.2	102.3	111.6	96.4	153.7	131.5	107.3	0.0	116.0	96.7	95.2	145.7	107.5	121.5
1988 N	115.1	96.1	112.3	96.0	153.7	123.2	107.8	105.9	115.6	96.5	95.1	147.0	108.9	119.4
1988 D	116.0	95.7	111.6	97.7	144.0	127.3	108.2	0.0	115.2	96.1	95.5	148.1	111.3	120.8
1989 J	116.7	93.5	110.8	95.2	146.3	133.5	108.5	0.0	114.9	96.1	93.8	148.9	113.6	124.3
1989 F	118.3	94.3	110.1	102.4	150.1	130.5	108.8	108.6	116.5	95.9	93.4	148.0	114.6	126.5
1989 M	118.5	95.8	112.3	100.1	151.1	131.0	108.8	0.0	118.2	95.8	92.5	146.2	115.7	125.2
1989 A	120.0	97.2	113.0	107.5	156.2	125.5	108.9	0.0	119.2	96.1	92.5	146.6	117.8	127.3
1989 M	121.4	96.5	111.6	114.2	151.7	126.6	109.1	110.5	120.1	96.8	92.8	145.4	118.7	131.6
1989 J	122.6	95.6	104.4	115.8	159.4	132.0	109.1	0.0	120.7	98.1	93.0	145.3	118.3	129.3
1989 J	122.6	95.4	109.4	107.4	152.6	149.1	109.4	0.0	121.1	99.4	94.0	145.4	111.5	129.2
1989 A	119.8	98.1	113.7	95.7	148.8	138.3	109.5	121.5	121.5	99.9	94.8	146.6	112.6	128.0
1989 S	122.0	98.9	113.7	91.4	193.9	149.3	110.0	0.0	122.4	103.4	96.7	149.1	112.4	126.0
1989 O	122.6	101.7	112.3	91.5	195.8	148.6	110.9	0.0	123.1	102.1	97.2	151.4	113.1	126.5
1989 N	122.6	101.1	114.4	93.2	188.6	138.5	111.7	114.8	123.8	102.0	97.5	152.8	116.7	127.1
1989 D	123.7	101.9	116.6	100.0	174.7	136.0	112.7	0.0	124.2	102.7	98.5	155.0	116.7	126.1
1990 J	128.6	102.9	118.0	108.2	181.3	144.7	113.8	0.0	124.8	103.5	100.6	162.3	125.6	141.8
1990 F	131.1	105.9	115.1	114.7	183.1	146.0	114.9	117.0	125.4	103.8	102.8	168.7	127.9	145.6
1990 M	132.4	106.8	115.9	113.3	192.1	151.5	115.8	0.0	126.1	103.9	102.0	174.0	129.0	141.9
1990 A	134.2	107.4	115.1	120.5	197.5	148.5	116.9	0.0	126.5	105.7	100.4	177.7	131.9	137.4
1990 M	135.1	105.7	115.1	125.8	196.2	146.2	117.9	117.1	126.7	108.0	99.2	182.5	132.6	136.0
1990 J	134.2	102.1	108.7	122.1	199.7	149.3	118.7	0.0	127.0	108.1	98.1	180.4	128.0	135.7
1990 J	133.8	99.1	113.0	114.6	208.1	162.7	119.1	0.0	127.4	109.5	97.6	179.7	119.0	137.8
1990 A	134.2	101.3	114.4	108.0	223.3	161.4	120.1	134.2	127.8	108.6	98.9	183.3	123.7	134.8
1990 S	134.7	106.7	113.7	101.4	235.1	167.2	120.8	0.0	128.4	109.1	103.7	185.8	123.7	133.8

C

CONSUMER PRICES

DRINKS(HOME CONSUMPTION)AND TOBACCO

PRIX A LA CONSOMMATION

BOISSONS(CONSOMMATION A DOMICILE)ET TABAC

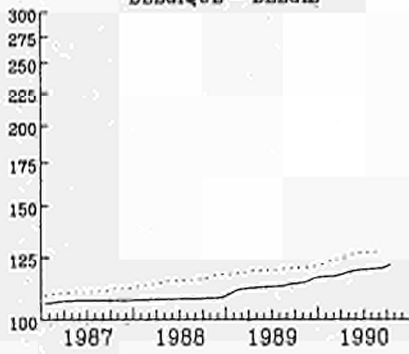
	EUR12	BELGIQUE BELGIE	DANMARK	BR DEUTSCH LAND	ELLAS	ESPANA	FRANCE	IRELAND	ITALIA	LUXEM- BOURG	NEDER- LAND	PORTU- GAL	UNITED KINGDOM	USA	
	PRICE INDICES				1985 = 100				INDICES DE PRIX						
1986	Ø	106.5	104.6	105.5	101.9	121.0	113.3	105.3	107.9	106.5	106.1	101.0	114.1	107.6	105.9
1987	Ø	110.6	106.9	108.4	102.2	139.9	121.0	108.8	112.5	114.9	107.5	102.7	126.4	111.3	110.2
1988	Ø	115.0	107.7	111.9	103.0	185.2	128.2	112.8	115.7	122.2	110.2	103.3	138.3	114.8	115.9
1989	Ø	119.5	112.7	113.7	102.2	214.6	140.5	115.9	118.8	129.8	114.8	103.2	188.1	118.6	124.6
1988	J	112.6	107.3	111.0	102.2	164.6	123.6	109.7	0.0	120.0	108.6	103.0	126.9	112.4	113.1
1988	F	113.2	107.4	111.7	102.2	177.4	125.6	109.9	115.3	120.4	108.7	103.1	128.5	112.9	114.1
1988	M	113.4	107.5	111.7	102.3	178.5	126.1	110.1	0.0	120.7	108.4	103.0	127.6	113.2	114.5
1988	A	114.1	107.6	111.7	102.3	180.3	126.7	111.8	0.0	120.9	108.5	103.1	128.6	114.8	114.8
1988	M	114.8	107.6	111.7	102.7	179.7	127.3	113.9	115.6	121.1	109.6	103.1	129.2	115.3	114.9
1988	J	114.9	107.6	111.7	102.8	180.9	128.0	114.1	0.0	121.3	109.5	103.3	129.9	115.3	115.1
1988	J	115.1	107.7	111.7	102.8	185.7	128.4	114.4	0.0	121.4	109.8	103.4	130.8	115.2	116.6
1988	A	115.4	107.7	112.4	102.9	192.7	128.7	114.0	115.9	121.5	109.8	103.6	135.9	115.3	117.0
1988	S	115.6	107.9	112.4	103.0	193.1	129.3	113.8	0.0	121.8	111.4	103.6	142.0	115.5	117.3
1988	O	115.9	107.9	112.4	103.1	193.5	130.3	113.8	0.0	122.0	112.3	103.5	150.4	115.9	117.6
1988	N	117.4	108.0	112.4	104.7	196.0	131.6	113.8	115.9	127.5	112.3	103.7	161.5	116.0	117.8
1988	D	117.6	108.2	112.4	104.8	199.7	132.4	113.9	0.0	127.7	113.4	103.6	168.3	115.6	117.8
1989	J	117.5	109.6	112.4	101.8	202.3	135.2	114.1	0.0	128.0	113.6	102.9	173.2	116.8	120.6
1989	F	118.2	111.2	113.1	101.8	211.1	136.9	114.4	117.4	128.5	113.6	102.9	177.4	117.4	121.8
1989	M	118.5	111.8	113.1	101.8	213.1	138.1	114.7	0.0	128.9	114.0	102.9	180.0	117.6	122.3
1989	A	119.0	112.0	113.1	101.9	215.5	139.1	115.1	0.0	129.3	114.1	103.0	189.4	118.1	122.7
1989	M	119.1	112.3	113.1	101.9	214.2	139.8	115.3	118.9	129.6	114.2	103.1	189.9	118.3	123.4
1989	J	119.4	112.5	113.1	102.2	214.7	140.6	115.5	0.0	129.8	114.2	103.1	193.3	118.4	124.6
1989	J	119.6	112.6	113.1	102.3	215.3	141.2	116.0	0.0	130.0	119.9	103.2	194.5	118.5	126.0
1989	A	119.8	112.7	113.8	102.3	215.4	141.9	116.7	119.0	130.2	114.5	103.4	193.3	118.6	126.4
1989	S	120.1	113.6	113.8	102.4	215.6	142.6	116.9	0.0	130.4	114.5	103.4	191.7	119.2	126.3
1989	O	120.6	113.9	115.2	102.5	215.7	143.1	117.2	0.0	130.7	114.9	103.5	192.2	120.2	126.8
1989	N	120.7	114.5	115.2	102.6	216.1	143.5	117.3	120.0	131.0	115.0	103.6	191.9	120.2	126.8
1989	D	121.0	116.0	115.2	102.5	226.2	143.9	117.5	0.0	131.4	115.1	103.5	190.9	120.2	127.8
1990	J	121.9	116.6	115.2	102.3	255.1	148.8	118.0	0.0	131.8	115.3	104.0	190.4	120.6	129.1
1990	F	123.5	116.7	115.9	103.9	256.4	149.8	118.4	119.7	137.9	116.6	104.1	193.1	121.3	129.4
1990	M	123.9	117.0	115.9	103.8	256.9	150.3	119.1	0.0	138.5	116.8	104.4	197.1	121.7	130.2
1990	A	125.2	117.9	115.9	103.9	260.1	150.8	119.6	0.0	139.0	116.9	105.2	198.9	125.6	130.3
1990	M	126.5	119.0	116.6	103.9	276.0	151.2	120.0	118.8	139.3	117.2	105.7	213.3	128.6	131.0
1990	J	126.8	119.5	116.6	104.0	277.2	151.6	120.4	0.0	140.2	117.3	105.7	214.3	128.9	132.7
1990	J	127.3	119.8	116.6	104.1	278.7	152.1	120.6	0.0	140.6	118.0	106.0	222.0	129.7	134.6
1990	A	127.4	120.0	116.6	104.2	279.1	152.3	120.8	119.1	141.1	118.3	105.9	223.7	129.5	134.8
1990	S	127.7	120.2	117.3	104.3	279.7	152.8	121.0	0.0	141.7	118.6	106.1	223.8	129.8	135.0

VERBRAUCHERPREISE
GETRÄNKE, TABAK

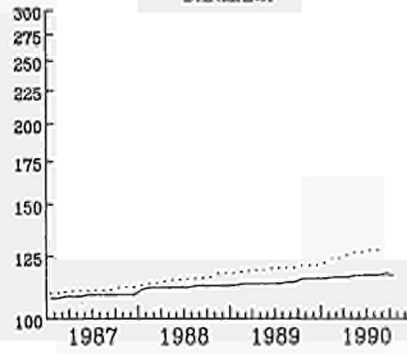
CONSUMER PRICES
DRINKS, TOBACCO
1985 = 100

PRIX A LA CONSOMMATION
BOISSONS ET TABAC

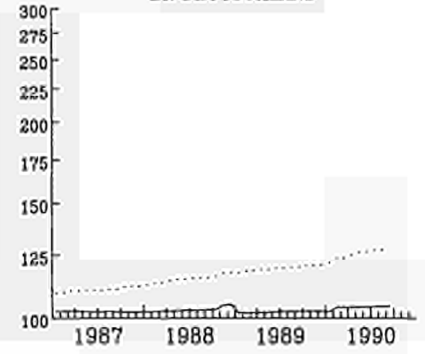
BELGIQUE - BELGIE



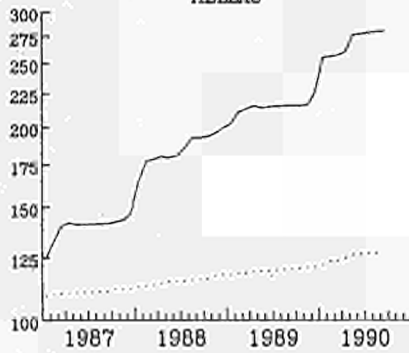
DANMARK



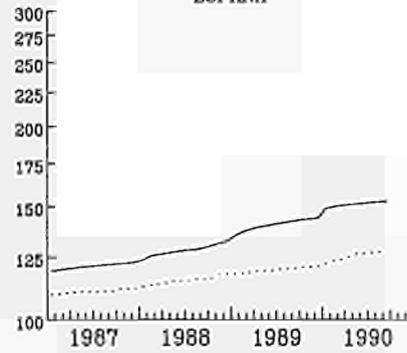
BR DEUTSCHLAND



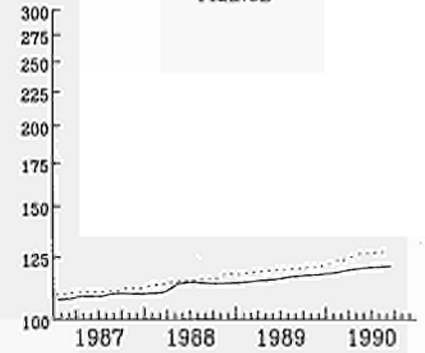
HELLAS



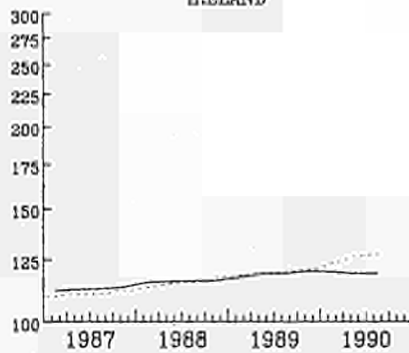
ESPAÑA



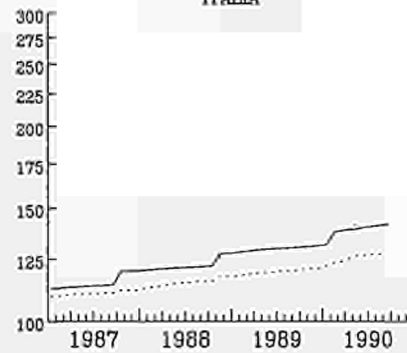
FRANCE



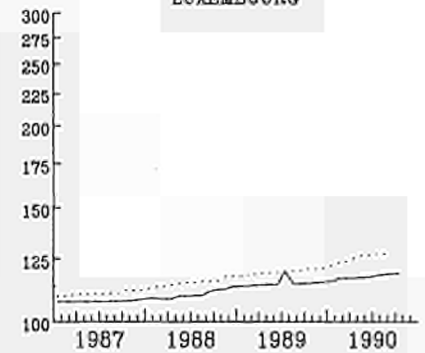
IRELAND



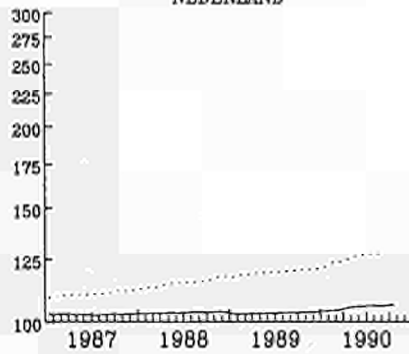
ITALIA



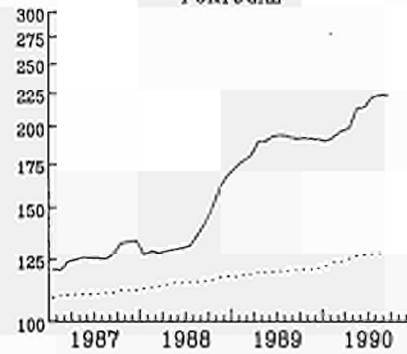
LUXEMBOURG



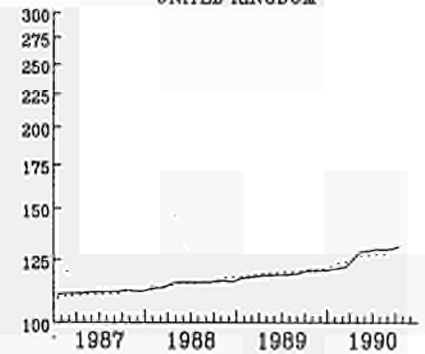
NEDERLAND



PORTUGAL



UNITED KINGDOM



..... EUR 12

EINFACH-LOGARITHMISCHE SKALA

SEMI-LOGARITHMIC SCALE

ECHELLE SEMI-LOGARITHMIQUE

CONSUMER PRICES
DRINKS(HOME CONSUMPTION)

PRIX A LA CONSOMMATION
BOISSONS(CONSOMMATION A DOMICILE)

	EUR12	BELGIQUE BELGIE	DANMARK	BR DEUTSCH LAND	ELLAS	ESPANA	FRANCE	IRELAND	ITALIA	LUXEM- BOURG	NEDER- LAND	PORTU- GAL	UNITED KINGDOM	USA
	PRICE INDICES						1985 = 100	INDICES DE PRIX						
1986 Ø	105.0	103.1	104.0	100.9	126.7	114.1	104.7	105.1	107.2	105.3	100.8	112.2	104.5	104.4
1987 Ø	108.4	104.1	107.3	101.6	145.2	121.3	107.1	107.4	112.9	106.4	101.7	123.8	108.8	105.4
1988 Ø	111.4	104.8	111.2	102.0	167.9	130.5	107.7	110.1	118.2	108.0	102.7	137.4	111.9	108.1
1989 Ø	117.0	109.0	114.0	103.3	196.9	147.8	109.7	113.0	125.0	112.4	102.1	200.4	116.3	112.4
1988 J	109.4	104.3	110.0	101.7	155.2	125.4	107.4	0.0	115.4	107.1	102.2	121.6	109.3	106.2
1988 F	109.9	104.4	110.7	101.8	157.0	126.4	107.7	109.4	116.2	107.1	102.3	123.6	110.2	107.1
1988 M	110.4	104.5	110.7	101.9	161.3	127.2	108.0	0.0	116.9	106.8	102.3	122.5	111.0	107.5
1988 A	110.8	104.6	110.7	101.9	164.8	128.1	108.2	0.0	117.3	106.8	102.4	123.9	112.1	107.9
1988 M	111.2	104.7	111.4	102.0	167.2	129.0	108.3	110.0	117.9	106.6	102.4	124.7	112.6	107.9
1988 J	111.4	104.7	111.4	102.1	168.0	130.0	108.5	0.0	118.2	106.6	102.6	125.8	112.8	108.1
1988 J	111.5	104.8	111.4	102.1	168.6	130.7	108.0	0.0	118.5	107.0	102.8	126.9	112.9	108.4
1988 A	111.7	104.9	111.4	102.3	169.9	131.2	107.4	110.5	118.7	107.0	103.2	134.1	112.9	108.4
1988 S	112.0	105.0	111.4	102.5	170.4	132.1	107.1	0.0	119.2	109.3	103.2	142.5	113.2	108.7
1988 O	112.6	105.1	112.1	102.6	171.9	133.7	107.1	0.0	119.8	110.5	102.9	154.3	113.4	109.1
1988 N	112.7	105.2	111.4	101.8	179.3	135.7	107.1	110.6	120.2	110.6	103.0	169.8	111.9	109.2
1988 D	113.1	105.5	112.1	102.0	181.5	137.0	107.2	0.0	120.7	110.4	102.9	179.2	110.8	109.1
1989 J	114.1	107.3	112.1	102.8	182.6	139.5	107.4	0.0	121.2	110.7	101.7	186.3	113.1	109.9
1989 F	114.9	108.0	112.8	102.8	186.3	142.2	108.0	111.1	122.1	110.6	101.6	192.1	114.4	110.9
1989 M	115.5	108.3	112.8	102.8	190.4	144.1	108.5	0.0	123.1	111.2	101.6	195.7	114.9	111.4
1989 A	116.2	108.4	113.5	102.9	192.4	145.7	109.0	0.0	123.8	111.4	101.9	200.1	115.8	111.8
1989 M	117.5	108.8	113.5	103.0	237.4	146.8	109.3	113.4	124.6	111.5	102.0	200.9	116.4	112.2
1989 J	117.1	108.9	113.5	103.3	194.1	147.9	109.6	0.0	125.0	111.6	102.0	205.6	116.6	112.5
1989 J	117.4	109.1	113.5	103.3	194.5	149.0	109.9	0.0	125.4	119.7	102.1	207.3	116.9	113.0
1989 A	117.7	109.4	114.2	103.6	194.9	150.0	110.4	113.5	125.7	111.9	102.4	204.1	117.2	113.0
1989 S	118.0	109.6	114.2	103.6	195.5	151.1	110.7	0.0	126.3	111.9	102.4	203.3	117.6	113.1
1989 O	118.4	109.7	115.6	103.8	195.9	151.8	111.1	0.0	126.8	112.5	102.5	204.1	118.0	113.6
1989 N	118.6	109.9	115.6	104.0	196.8	152.6	111.4	114.2	127.4	112.6	102.8	203.6	117.2	113.6
1989 D	118.9	110.1	116.3	104.0	202.1	153.2	111.7	0.0	128.3	112.8	102.7	202.3	117.2	113.6
1990 J	120.0	110.3	116.3	104.3	215.4	155.5	112.3	0.0	129.3	113.0	102.7	214.7	117.9	114.4
1990 F	120.8	110.5	116.3	104.3	218.9	157.1	113.0	113.9	130.7	113.2	102.8	218.7	119.5	114.5
1990 M	121.6	110.9	117.0	104.4	221.7	157.8	113.9	0.0	132.0	113.4	103.3	224.7	120.5	115.7
1990 A	122.7	112.2	117.0	104.6	225.8	158.5	114.8	0.0	133.0	113.6	104.1	227.3	123.6	115.7
1990 M	123.8	113.7	117.0	104.8	236.7	159.3	115.3	113.9	133.8	114.0	104.7	231.2	126.8	116.2
1990 J	124.4	114.5	117.0	105.0	239.4	159.8	115.9	0.0	135.5	114.1	104.7	232.6	127.2	116.6
1990 J	125.1	114.8	117.0	105.2	242.4	160.6	116.2	0.0	136.5	115.2	105.0	232.7	129.3	117.2
1990 A	125.4	115.1	117.0	105.4	242.6	161.0	116.6	114.6	137.5	115.6	105.0	234.9	128.7	117.5
1990 S	125.8	115.5	117.7	105.5	244.6	161.8	116.8	0.0	138.7	116.1	105.2	235.0	129.1	117.9

C2

CONSUMER PRICES

PRIX A LA CONSOMMATION

TOBACCO

TABACS

	EUR12	BELGIQUE BELGIE	DANMARK	BR DEUTSCH LAND	ELLAS	ESPANA	FRANCE	IRELAND	ITALIA	LUXEM- BOURG	NEDER- LAND	PORTU- GAL	UNITED KINGDOM	USA	
	PRICE INDICES							1985 = 100	INDICES DE PRIX						
1986	107.0	108.0	107.3	103.2	118.6	112.0	106.5	110.0	105.9	107.8	101.3	118.5	109.9	106.9	
1987	111.8	113.3	109.6	103.1	137.6	120.6	111.9	116.4	116.7	110.0	104.3	133.6	113.3	114.5	
1988	117.7	114.3	112.3	104.3	198.1	124.2	122.4	119.9	125.8	115.1	104.4	140.5	117.0	125.0	
1989	123.2	121.4	112.8	109.5	229.8	127.8	127.6	123.4	134.1	120.1	104.9	157.0	120.4	141.0	
1988	114.6	114.2	112.3	102.9	172.4	120.7	113.9	0.0	124.1	112.0	104.3	140.5	114.9	120.7	
1988	115.3	114.2	112.3	102.9	191.3	124.4	113.9	119.8	124.1	112.0	104.3	140.5	115.0	121.9	
1988	115.3	114.2	112.3	102.9	191.3	124.4	113.9	0.0	124.1	112.0	104.3	140.5	115.0	122.4	
1988	116.4	114.2	112.3	102.9	191.3	124.9	118.5	0.0	124.1	112.0	104.3	140.5	116.8	122.5	
1988	117.6	114.2	112.3	103.8	191.3	124.9	124.4	119.9	124.1	116.1	104.3	140.5	117.4	122.7	
1988	117.5	114.3	112.3	103.8	191.3	124.5	124.4	0.0	124.1	116.1	104.3	140.5	117.3	123.1	
1988	118.0	114.3	112.3	103.8	199.0	124.5	126.6	0.0	124.1	116.1	104.3	140.5	117.1	126.4	
1988	118.3	114.3	112.3	103.8	209.9	124.5	126.6	119.9	124.1	116.1	104.3	140.5	117.3	127.4	
1988	118.4	114.3	112.3	103.8	209.9	124.5	126.6	0.0	124.1	116.1	104.3	140.5	117.5	127.6	
1988	118.5	114.3	112.3	103.8	209.9	124.5	126.6	0.0	124.1	116.1	104.3	140.5	118.0	128.0	
1988	121.4	114.4	112.3	109.0	209.9	124.5	126.6	119.9	134.1	116.1	104.8	140.5	119.0	128.3	
1988	121.5	114.5	112.3	109.0	209.9	124.5	126.6	0.0	134.1	120.1	104.8	140.5	119.2	128.5	
1989	122.0	115.0	112.3	108.9	218.8	127.8	126.6	0.0	134.1	120.1	104.9	140.6	119.6	134.6	
1989	122.5	118.7	112.3	108.9	230.0	127.8	126.6	123.1	134.1	120.1	104.9	140.6	119.7	135.9	
1989	122.5	119.9	112.3	108.9	230.0	127.8	126.6	0.0	134.1	120.1	104.9	140.6	119.8	136.5	
1989	122.8	120.2	112.3	108.9	230.0	127.8	126.6	0.0	134.1	120.1	104.9	162.5	119.8	136.7	
1989	122.8	120.4	112.3	108.9	230.0	127.8	126.6	123.1	134.1	120.1	104.9	162.5	119.8	138.1	
1989	122.9	120.5	112.3	109.2	230.0	127.8	126.6	0.0	134.1	120.1	104.9	162.5	119.9	140.7	
1989	123.1	120.6	112.3	109.4	230.0	127.8	127.6	0.0	134.1	120.1	104.9	162.5	119.8	143.6	
1989	123.3	120.2	113.0	109.7	230.0	127.8	128.7	123.1	134.1	120.1	104.9	162.5	119.7	144.7	
1989	123.7	122.9	113.0	110.0	230.0	127.8	128.7	0.0	134.1	120.1	104.9	162.5	120.5	144.2	
1989	124.1	123.5	113.7	110.2	230.0	127.8	128.7	0.0	134.1	120.1	104.9	162.5	122.0	144.7	
1989	124.3	125.1	113.7	110.2	230.0	127.8	128.7	124.4	134.1	120.1	104.9	162.5	122.4	144.5	
1989	124.7	129.5	113.7	110.3	238.6	127.8	128.7	0.0	134.1	120.1	104.9	162.5	122.4	147.3	
1990	126.5	130.8	113.7	110.3	281.5	137.3	128.7	0.0	134.1	120.1	106.0	169.2	122.6	149.2	
1990	129.2	131.0	115.2	114.9	281.5	137.3	128.7	124.1	144.3	124.2	106.1	169.2	122.7	150.0	
1990	129.2	131.0	115.2	115.0	281.5	137.3	128.7	0.0	144.3	124.2	106.1	169.2	122.8	150.1	
1990	130.3	131.0	115.2	115.0	281.5	137.3	128.7	0.0	144.3	124.2	106.8	169.2	127.2	150.5	
1990	131.5	131.1	115.2	115.0	302.0	137.3	128.7	122.4	144.3	124.2	107.4	169.5	130.0	151.5	
1990	131.6	131.1	115.2	115.0	302.0	137.3	128.7	0.0	144.3	124.2	107.4	169.5	130.2	155.1	
1990	132.0	131.1	116.6	115.0	302.0	137.3	128.7	0.0	144.3	124.2	107.4	196.1	130.2	159.2	
1990	132.0	131.1	116.6	115.0	302.0	137.3	128.7	122.3	144.3	124.2	107.4	196.3	130.3	159.3	
1990	132.0	131.1	116.6	115.0	302.0	137.3	128.7	0.0	144.3	124.2	107.4	196.3	130.4	159.3	

D

CONSUMER PRICES

CLOTHING AND FOOTWEAR(INCL. REPAIRS)

PRIX A LA CONSOMMATION

HABILLEMENT ET CHAUSSURES(Y COMPRIS REPARATIONS)

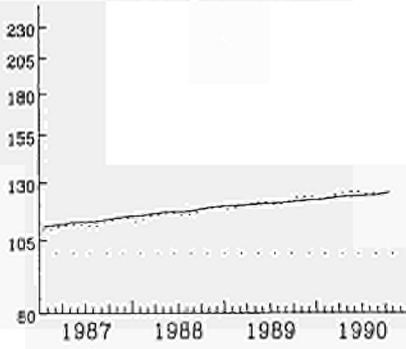
	EUR12	BELGIQUE BELGIE	DANMARK	BR DEUTSCH LAND	ELLAS	ESPANA	FRANCE	IRELAND	ITALIA	LUXEM- BOURG	NEDER- LAND	PORTU- GAL	UNITED KINGDOM	USA
	PRICE INDICES						1985 = 100		INDICES DE PRIX					
1986 Ø	106.3	106.8	106.5	101.9	125.4	110.2	106.5	103.7	108.3	106.0	102.6	120.4	102.9	100.8
1987 Ø	111.3	112.6	112.0	103.3	152.6	120.4	111.5	104.8	115.5	108.5	101.4	140.9	104.7	105.2
1988 Ø	115.9	117.0	119.0	104.5	180.2	129.6	115.4	106.2	122.2	110.9	97.4	159.2	107.9	109.7
1989 Ø	120.8	120.6	125.6	106.0	209.2	136.2	118.7	108.3	129.7	113.4	95.0	175.7	113.8	112.8
1988 J	112.7	114.9	107.2	103.9	166.9	126.4	113.9	0.0	119.3	109.8	91.8	152.5	101.6	105.0
1988 F	113.7	115.2	116.1	104.1	158.7	126.9	114.1	104.9	119.6	109.8	94.3	153.5	105.5	104.8
1988 M	114.7	115.8	119.9	104.2	171.6	127.6	114.4	0.0	120.3	110.3	98.9	154.4	106.6	108.7
1988 A	115.3	116.2	120.6	104.3	175.5	128.2	114.9	0.0	121.1	110.7	102.4	156.5	106.7	111.3
1988 M	115.9	116.6	121.3	104.4	175.8	128.9	115.1	105.8	121.5	110.8	102.1	157.5	108.5	110.6
1988 J	116.1	116.9	119.9	104.4	183.5	129.5	115.3	0.0	121.8	110.9	100.3	157.9	109.0	109.0
1988 J	115.3	116.9	110.2	104.4	180.1	129.7	115.4	0.0	121.9	110.9	93.5	158.1	106.9	107.2
1988 A	115.4	116.9	118.4	104.5	168.8	129.8	115.5	106.4	121.9	110.9	95.1	158.5	107.0	107.1
1988 S	116.4	117.7	124.3	104.8	179.2	130.3	115.8	0.0	122.7	110.9	97.2	160.1	108.5	112.1
1988 O	117.9	118.3	124.3	104.9	199.9	131.9	116.4	0.0	124.6	111.3	98.6	163.6	110.7	114.8
1988 N	118.5	118.9	124.3	105.0	201.2	132.7	116.8	107.7	125.4	111.9	98.4	168.0	111.5	114.0
1988 D	118.6	119.1	121.3	105.0	201.6	133.5	117.0	0.0	125.9	112.1	96.0	169.7	111.8	112.2
1989 J	117.8	119.2	113.2	105.3	190.9	133.7	117.2	0.0	126.1	112.1	88.5	170.5	109.7	109.7
1989 F	118.3	119.4	121.3	105.4	180.3	134.0	117.4	106.8	126.6	112.2	91.0	171.6	111.0	109.7
1989 M	119.4	119.7	128.0	105.7	202.2	134.4	117.7	0.0	127.6	112.3	96.0	171.2	111.5	113.5
1989 A	120.4	119.8	128.8	105.8	202.4	135.1	118.1	0.0	128.4	112.8	100.9	172.2	113.7	115.0
1989 M	120.8	120.2	128.8	105.9	202.6	135.5	118.4	108.0	128.9	113.2	100.6	173.4	114.4	114.5
1989 J	121.0	120.5	126.6	106.0	212.4	135.8	118.6	0.0	129.2	113.4	98.6	174.7	114.5	112.1
1989 J	120.1	120.6	118.4	105.9	207.9	135.9	118.7	0.0	129.4	113.5	89.3	175.2	112.5	109.4
1989 A	120.2	120.7	123.6	106.0	196.0	136.0	118.8	108.2	129.5	113.5	91.2	175.2	112.6	109.4
1989 S	121.5	121.1	129.5	106.2	213.6	136.7	119.3	0.0	130.3	113.5	95.0	176.6	114.9	114.1
1989 O	122.9	121.5	130.3	106.5	233.3	137.9	119.8	0.0	132.8	114.2	97.0	179.5	116.3	116.7
1989 N	123.5	121.8	130.3	106.5	233.8	139.5	120.3	110.1	133.5	115.0	96.6	183.4	117.0	116.1
1989 D	123.6	122.1	128.0	106.5	234.3	139.9	120.5	0.0	133.9	115.2	94.8	185.4	117.0	113.4
1990 J	122.6	122.2	119.1	106.6	224.1	140.1	120.6	0.0	134.1	115.2	86.4	186.3	114.8	111.0
1990 F	123.2	122.6	124.3	106.7	213.8	140.2	120.8	109.5	134.5	115.2	89.1	186.9	116.4	114.5
1990 M	124.3	123.2	128.8	106.9	236.4	140.6	121.2	0.0	135.3	115.4	94.0	186.9	117.3	119.3
1990 A	125.2	123.6	128.8	107.0	236.8	141.6	121.6	0.0	136.1	116.2	99.1	188.2	119.0	120.5
1990 M	125.6	123.8	129.5	107.2	237.4	142.3	121.9	110.0	136.5	116.7	98.8	189.9	119.6	119.4
1990 J	125.7	123.9	127.3	107.2	250.4	142.8	122.1	0.0	136.7	116.9	97.1	190.6	119.4	117.3
1990 J	124.7	124.0	119.1	107.3	242.5	142.9	122.2	0.0	136.8	116.9	88.6	190.8	116.5	114.9
1990 A	125.1	124.2	124.3	107.4	234.8	143.0	122.4	109.0	136.9	116.8	90.5	191.7	117.8	116.2
1990 S	126.5	124.8	129.5	107.8	249.2	143.6	122.9	0.0	137.8	116.9	95.0	193.1	120.6	120.6

VERBRAUCHERPREISE
BEKLEIDUNG, SCHUHE

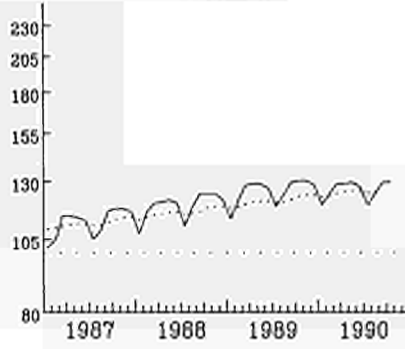
CONSUMER PRICES
CLOTHING, FOOTWEAR
1985 = 100

PRIX A LA CONSOMMATION
HABILLEMENT, CHAUSSURES

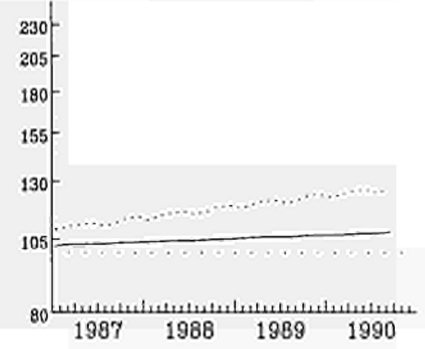
BELGIQUE - BELGIE



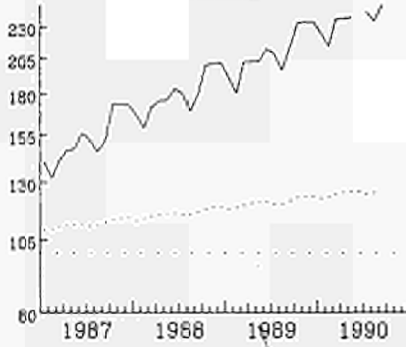
DANMARK



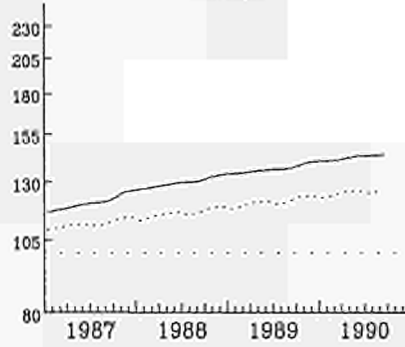
BR DEUTSCHLAND



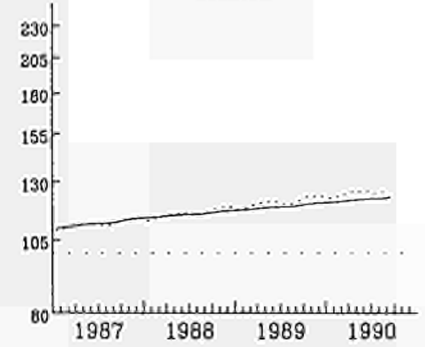
HELLAS



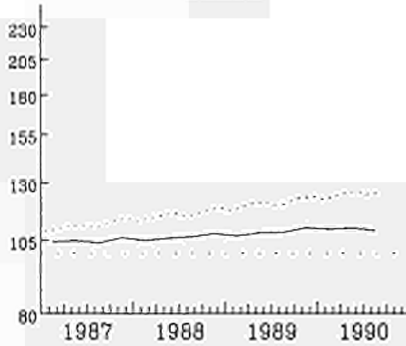
ESPAÑA



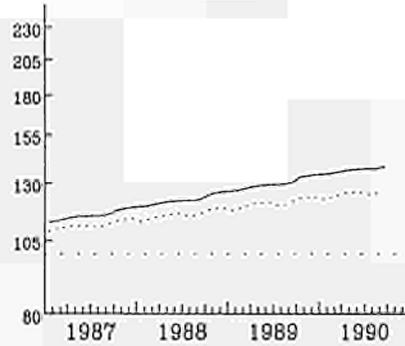
FRANCE



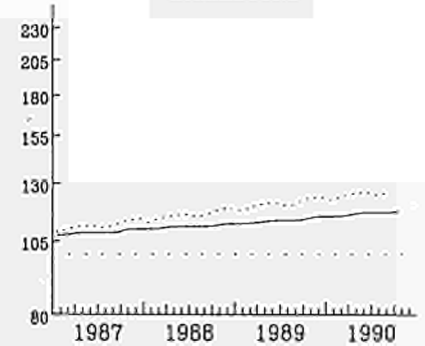
IRELAND



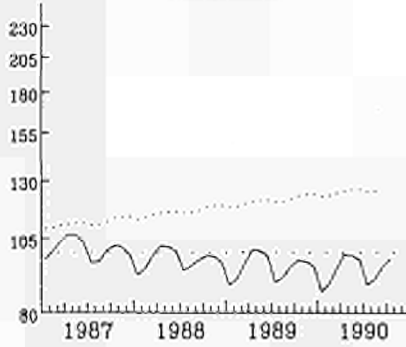
ITALIA



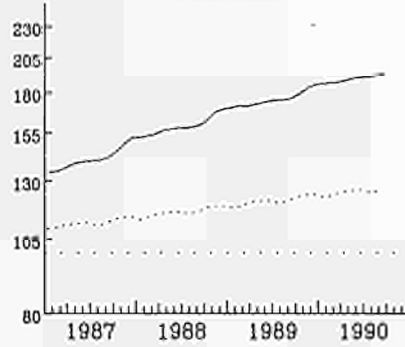
LUXEMBOURG



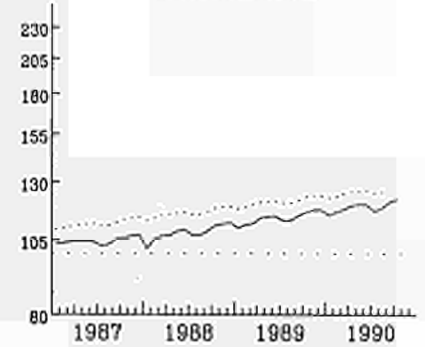
NEDERLAND



PORTUGAL



UNITED KINGDOM



EINFACH-LOGARITHMISCHE SKALA

..... EUR 12
SEMI-LOGARITHMIC SCALE

ECHELLE SEMI-LOGARITHMIQUE

CONSUMER PRICES
CLOTHING(INCL. REPAIRS)

PRIX A LA CONSOMMATION
HABILLEMENT(Y COMPRIS REPARATIONS)

	EUR12	BELGIQUE BELGIE	DANMARK	BR DEUTSCH LAND	ELLAS	ESPANA	FRANCE	IRELAND	ITALIA	LUXEM- BOURG	NEDER- LAND	PORTU- GAL	UNITED KINGDOM	USA
	PRICE INDICES						1985 = 100	INDICES DE PRIX						
1986 Ø	105.7	107.6	107.2	101.9	125.7	110.4	106.7	103.5	108.0	105.7	103.2	124.7	102.8	101.5
1987 Ø	110.4	113.5	113.3	103.2	154.0	121.2	111.9	105.1	115.3	108.6	101.9	147.4	104.4	105.9
1988 Ø	114.9	118.1	121.1	104.4	184.7	130.9	115.9	106.6	122.1	110.7	97.7	165.3	107.7	110.4
1989 Ø	119.8	122.0	128.0	105.8	214.6	137.9	119.4	108.8	129.6	113.2	95.0	184.1	113.3	113.5
1988 J	112.0	115.9	107.7	103.8	170.0	127.5	114.3	0.0	119.1	109.5	91.5	157.5	104.2	105.6
1988 F	112.4	116.2	118.1	104.0	160.7	128.0	114.5	105.1	119.4	109.6	94.1	158.5	105.1	105.3
1988 M	113.6	116.8	122.5	104.1	175.3	128.8	114.9	0.0	120.2	110.2	99.1	159.5	106.0	109.8
1988 A	114.2	117.3	122.5	104.2	179.6	129.4	115.4	0.0	121.0	110.6	103.2	162.1	106.1	110.7
1988 M	115.0	117.7	124.0	104.4	182.0	130.1	115.7	106.2	121.4	110.7	102.9	162.9	108.3	111.0
1988 J	115.2	118.0	122.5	104.4	187.8	130.8	115.8	0.0	121.7	110.7	100.9	163.4	109.0	109.8
1988 J	114.2	118.0	110.7	104.4	184.1	131.0	115.9	0.0	121.8	110.7	94.2	163.8	106.5	107.8
1988 A	114.2	118.1	120.3	104.4	172.3	131.1	116.0	106.9	121.8	110.8	95.6	164.8	106.3	107.7
1988 S	115.3	119.0	126.9	104.4	183.3	131.6	116.4	0.0	122.6	110.8	97.7	167.0	108.1	113.0
1988 O	117.0	119.6	126.9	104.8	205.9	133.0	117.0	0.0	124.6	111.1	98.8	171.0	110.1	116.0
1988 N	117.6	120.2	126.9	104.9	207.3	134.2	117.5	108.3	125.5	111.5	98.5	175.8	111.0	115.2
1988 D	117.7	120.5	124.0	104.9	207.8	135.1	117.7	0.0	125.9	111.7	95.8	177.4	111.3	113.1
1989 J	116.5	120.6	114.4	105.2	191.2	135.3	117.8	0.0	126.1	111.7	88.6	178.5	108.9	110.2
1989 F	117.1	120.8	124.0	105.4	184.9	135.5	118.0	107.6	126.5	111.8	90.7	179.8	110.3	110.2
1989 M	118.5	121.1	131.4	105.6	208.6	136.0	118.4	0.0	127.5	112.0	96.4	179.5	110.9	114.3
1989 A	119.6	121.2	132.1	105.7	208.8	136.7	118.8	0.0	128.4	112.5	101.3	180.3	113.5	116.0
1989 M	119.9	121.7	132.1	105.8	209.0	137.2	119.1	108.8	128.8	113.0	100.9	181.8	114.2	115.4
1989 J	120.1	122.0	129.2	105.9	218.9	137.5	119.2	0.0	129.1	113.2	98.7	183.0	114.3	112.6
1989 J	119.0	122.0	119.6	105.8	215.2	137.6	119.4	0.0	129.3	113.2	89.6	183.2	111.8	109.8
1989 A	119.0	122.2	125.5	105.9	201.8	137.7	119.5	107.4	129.4	113.4	91.5	183.3	111.9	109.7
1989 S	120.5	122.6	132.1	106.0	217.0	138.3	119.9	0.0	130.3	113.4	95.0	185.1	114.5	115.0
1989 O	122.0	123.0	132.8	106.3	237.0	139.6	120.4	0.0	132.7	114.0	96.9	188.2	115.8	117.8
1989 N	122.7	123.4	132.8	106.3	241.1	141.3	120.9	111.5	133.4	114.9	96.4	192.1	116.6	117.1
1989 D	122.8	123.8	130.6	106.3	241.6	141.7	121.1	0.0	134.0	114.9	94.4	194.1	116.6	113.9
1990 J	121.5	123.8	119.6	106.3	230.5	141.9	121.3	0.0	134.2	114.9	86.4	198.7	113.8	111.2
1990 F	122.0	124.3	126.2	106.4	219.3	142.1	121.4	110.7	134.5	114.9	89.0	199.7	115.5	115.1
1990 M	123.4	125.0	131.4	106.6	244.2	142.4	121.8	0.0	135.3	114.9	94.5	199.2	116.5	120.3
1990 A	124.4	125.3	131.4	106.7	244.5	143.4	122.3	0.0	136.1	115.8	99.4	200.8	118.5	121.6
1990 M	124.7	125.6	131.4	106.9	245.0	144.1	122.6	111.4	136.5	116.3	99.0	202.1	119.1	120.2
1990 J	124.9	125.8	129.2	106.9	257.7	144.7	122.8	0.0	136.6	116.3	97.0	202.7	118.7	117.8
1990 J	123.6	125.8	119.6	107.0	249.7	144.8	122.8	0.0	136.8	116.3	88.7	202.5	115.4	115.2
1990 A	123.9	126.1	125.5	107.1	242.0	144.9	123.0	110.1	136.9	116.2	90.6	203.5	116.6	116.6
1990 S	125.6	126.6	131.4	107.4	256.5	145.5	123.6	0.0	137.8	116.3	95.0	205.2	119.7	121.3

D2

CONSUMER PRICES

FOOTWEAR(INCL. REPAIRS)

PRIX A LA CONSOMMATION

CHAUSSURES(Y COMPRIS REPARATIONS)

	EUR12	BELGIQUE BELGIE	DANMARK	BR DEUTSCH LAND	ELLAS	ESPANA	FRANCE	IRELAND	ITALIA	LUXEM- BOURG	NEDER- LAND	PORTU- GAL	UNITED KINGDOM	USA
	PRICE INDICES					1985 = 100		INDICES DE PRIX						
1986 Ø	106.1	105.0	104.0	101.9	121.0	109.8	105.8	104.3	109.6	105.1	100.2	117.0	103.0	99.6
1987 Ø	110.8	108.7	105.5	103.5	147.2	118.1	110.3	105.6	116.4	107.9	99.3	128.7	105.6	102.7
1988 Ø	115.1	112.0	108.2	104.8	164.5	125.3	113.4	104.6	122.7	111.7	95.9	142.1	109.7	109.7
1989 Ø	119.7	114.3	112.6	106.5	186.1	130.6	116.1	104.8	129.7	114.3	94.6	153.0	115.4	111.7
1988 J	112.9	110.6	105.0	104.3	155.2	122.8	112.1	0.0	119.9	110.7	93.3	138.6	106.4	103.7
1988 F	113.3	110.9	107.4	104.4	151.0	123.3	112.4	104.2	120.3	110.7	95.2	139.3	107.0	103.4
1988 M	114.0	111.4	108.2	104.5	157.7	123.7	112.7	0.0	120.9	111.1	97.5	140.0	108.4	109.1
1988 A	114.4	111.5	108.2	104.6	160.4	124.2	113.0	0.0	121.7	111.2	96.7	140.8	108.7	112.1
1988 M	114.8	111.8	108.2	104.7	160.5	124.8	113.0	104.6	122.1	111.5	98.4	142.2	109.1	112.2
1988 J	115.0	111.9	108.2	104.7	167.6	125.2	113.2	0.0	122.4	111.5	97.8	142.4	109.0	112.0
1988 J	114.7	111.9	106.6	104.8	165.2	125.4	113.4	0.0	122.6	111.5	90.6	142.2	108.5	113.8
1988 A	114.8	112.0	107.4	104.8	156.0	125.4	113.5	104.5	122.6	111.5	92.7	141.1	109.4	104.9
1988 S	115.4	112.5	109.7	105.0	164.3	125.9	113.7	0.0	123.2	111.5	94.7	140.9	110.3	109.6
1988 O	116.8	112.9	109.7	105.1	178.1	126.6	114.1	0.0	124.7	112.1	98.0	143.3	112.8	113.2
1988 N	117.2	113.3	109.7	105.1	179.0	127.4	114.3	105.3	125.4	113.4	98.2	145.9	113.1	111.9
1988 D	117.6	113.4	109.7	105.2	179.1	128.2	114.6	0.0	126.1	113.4	97.2	148.6	113.4	110.9
1989 J	117.1	113.5	106.6	105.6	171.3	128.5	114.7	0.0	126.3	113.5	88.3	148.7	112.5	109.6
1989 F	117.6	113.6	109.7	105.7	163.4	128.7	115.0	103.9	127.0	113.5	92.2	149.2	113.6	110.1
1989 M	118.1	113.7	111.3	106.0	179.1	129.0	115.2	0.0	127.3	113.7	94.0	148.6	113.6	111.5
1989 A	118.9	113.7	112.1	106.1	179.3	129.5	115.5	0.0	128.5	113.9	98.7	150.2	114.2	112.7
1989 M	119.3	114.0	112.9	106.3	179.3	129.9	115.7	105.2	129.1	114.2	98.8	150.7	114.8	112.3
1989 J	119.7	114.2	112.9	106.3	188.9	130.1	115.9	0.0	129.5	114.2	98.0	152.0	115.2	111.4
1989 J	119.2	114.3	110.5	106.4	184.5	130.3	116.0	0.0	129.7	114.2	88.3	153.4	114.7	110.8
1989 A	119.3	114.5	113.7	106.5	176.3	130.4	116.1	104.5	129.7	114.2	89.8	153.2	115.1	110.0
1989 S	120.4	114.7	115.2	106.9	189.4	131.1	116.5	0.0	130.5	114.2	94.7	153.4	116.4	111.5
1989 O	121.9	114.9	115.2	107.2	207.1	132.2	117.3	0.0	132.5	114.2	97.5	155.6	118.1	114.9
1989 N	122.4	115.0	115.2	107.4	207.3	133.3	117.7	105.6	133.1	115.5	97.8	159.7	118.3	113.9
1989 D	122.7	115.0	116.0	107.4	207.6	133.9	118.2	0.0	133.5	116.2	96.7	161.6	118.3	112.1
1990 J	122.2	115.0	113.7	107.6	200.9	134.0	118.2	0.0	134.0	116.2	86.7	159.2	118.1	110.5
1990 F	122.6	115.3	116.0	107.9	193.9	134.2	118.3	105.5	134.3	116.2	89.7	158.8	119.4	111.9
1990 M	123.5	115.7	117.6	108.2	208.4	134.5	118.6	0.0	135.3	117.2	91.5	159.9	120.1	114.2
1990 A	125.3	115.9	117.6	108.4	209.0	135.4	125.5	0.0	136.0	117.4	97.6	160.7	120.9	115.9
1990 M	124.8	116.0	117.6	108.6	210.0	136.0	119.4	105.5	136.6	118.2	98.0	161.8	121.7	115.8
1990 J	125.2	116.1	117.6	108.6	223.7	136.4	119.6	0.0	136.8	119.2	97.6	162.6	122.1	114.6
1990 J	124.6	116.2	115.2	108.7	216.2	136.5	119.8	0.0	136.9	119.2	88.0	164.1	121.0	113.4
1990 A	125.0	116.3	119.9	108.8	208.6	136.6	120.0	105.2	137.0	119.2	90.3	164.6	122.6	113.6
1990 S	126.0	116.7	121.5	109.3	222.3	137.3	120.2	0.0	137.7	119.2	95.0	165.6	123.8	115.9

CONSUMER PRICES

RENT, HEATING AND LIGHTING (1)

PRIX A LA CONSOMMATION

LOYERS, CHAUFFAGE ET ECLAIRAGE (1)

	EUR12	BELGIQUE BELGIE	DANMARK	BR DEUTSCH LAND	ELLAS	ESPANA	FRANCE	IRELAND	ITALIA	LUXEM- BOURG	NEDER- LAND	PORTU- GAL	UNITED KINGDOM	USA
	PRICE INDICES						1985 = 100		INDICES DE PRIX					
1986 Ø	101.2	94.6	104.0	97.3	120.8	105.9	100.9	99.4	100.6	83.2	99.9	106.3	104.4	102.9
1987 Ø	103.9	93.2	109.7	96.1	138.5	109.5	105.5	99.4	103.7	80.5	95.9	110.8	110.6	106.0
1988 Ø	107.9	93.5	114.6	97.0	157.1	115.9	108.8	100.7	108.8	84.2	97.3	112.8	118.5	109.9
1989 Ø	115.8	96.7	122.4	101.0	174.1	124.8	113.4	104.6	115.6	89.3	99.0	128.3	138.2	114.1
1988 J	105.2	93.3	112.9	96.2	149.4	112.1	107.5	0.0	106.2	83.0	96.4	106.4	110.8	107.8
1988 F	105.4	93.4	112.2	96.3	149.9	113.3	107.3	99.8	106.9	83.7	96.4	111.8	111.0	108.2
1988 M	105.5	93.0	112.2	96.3	150.9	113.9	107.3	0.0	106.9	83.7	96.4	111.9	111.3	108.5
1988 A	106.8	93.3	112.9	96.6	153.2	114.4	108.2	0.0	107.6	82.8	96.4	111.9	115.8	108.8
1988 M	107.0	93.3	114.9	96.7	155.4	115.0	108.3	100.2	107.9	83.4	96.4	113.6	115.8	109.2
1988 J	107.2	93.3	114.9	96.8	158.9	115.6	108.3	0.0	107.8	84.3	96.4	113.6	116.6	110.0
1988 J	107.9	93.7	114.9	97.0	158.9	117.9	109.0	0.0	108.1	84.2	98.3	113.6	117.3	110.5
1988 A	109.1	93.8	115.6	97.3	160.2	116.6	109.7	100.7	109.6	84.9	98.3	114.0	121.7	110.9
1988 S	109.3	93.8	114.9	97.5	160.6	117.2	109.7	0.0	110.0	85.0	98.2	114.1	122.3	111.2
1988 O	110.2	93.7	114.9	97.6	161.6	117.8	110.0	0.0	111.2	85.2	98.2	114.1	125.7	111.2
1988 N	110.6	93.6	116.9	97.8	162.4	118.5	109.9	102.1	111.5	85.5	98.2	114.1	126.8	111.2
1988 D	111.0	94.2	117.6	98.2	163.8	119.1	110.2	0.0	112.0	85.0	98.2	114.1	127.2	111.5
1989 J	112.1	95.2	118.9	99.6	167.4	119.4	111.3	0.0	112.8	86.3	97.4	118.6	128.9	112.0
1989 F	112.8	95.5	119.6	99.8	168.2	121.6	111.4	103.3	113.0	87.8	97.4	122.6	130.8	112.3
1989 M	113.0	95.6	119.6	100.1	169.1	122.4	111.3	0.0	113.0	87.9	97.4	122.7	131.4	112.7
1989 A	114.4	96.3	120.3	100.5	170.7	123.4	111.5	0.0	113.8	88.0	97.5	123.3	136.7	112.8
1989 M	115.0	96.1	123.0	100.6	172.4	124.0	112.7	104.2	113.9	88.9	97.4	131.4	137.5	113.3
1989 J	115.3	96.3	122.3	100.7	173.8	124.5	112.8	0.0	114.2	88.9	97.4	131.5	138.6	114.0
1989 J	116.0	96.4	123.0	100.8	174.4	125.7	113.4	0.0	114.8	89.5	100.4	131.5	139.6	114.9
1989 A	116.4	96.7	123.0	101.2	174.9	126.4	113.7	104.7	114.9	89.7	100.5	131.5	140.3	115.2
1989 S	116.8	97.7	123.6	101.7	176.5	126.7	113.7	0.0	115.4	89.9	100.5	131.5	141.1	115.3
1989 O	118.2	98.0	123.6	102.1	178.7	127.2	115.4	0.0	119.3	91.0	100.6	131.5	142.3	115.4
1989 N	119.2	98.1	125.6	102.4	179.6	128.1	115.7	106.4	120.1	91.5	100.6	131.5	145.8	115.5
1989 D	119.9	98.9	126.3	103.1	184.1	128.6	116.3	0.0	122.0	92.0	100.7	131.5	145.8	115.9
1990 J	121.0	99.2	125.6	103.4	191.6	129.1	117.5	0.0	124.0	94.4	101.8	136.8	147.5	116.8
1990 F	121.0	98.7	125.6	103.0	193.9	131.7	117.0	107.0	123.5	93.1	101.9	137.2	148.1	117.0
1990 M	121.8	99.0	125.6	103.2	196.3	132.5	116.9	0.0	123.9	92.1	101.9	142.8	151.5	117.6
1990 A	124.4	99.3	125.0	103.5	197.8	133.4	117.6	0.0	125.0	92.2	102.0	146.7	163.5	117.6
1990 M	125.1	99.0	127.7	103.7	218.7	133.9	117.8	106.5	124.9	92.0	102.0	165.5	165.2	117.9
1990 J	125.2	98.7	127.0	103.7	219.9	134.4	117.7	0.0	124.8	91.4	102.0	165.8	166.5	119.0
1990 J	125.9	99.0	127.7	104.0	221.4	135.1	118.0	0.0	125.3	90.8	104.9	166.2	167.8	119.9
1990 A	127.4	100.2	129.7	105.2	226.9	135.7	119.4	107.3	127.8	92.3	105.0	166.4	169.2	120.8
1990 S	128.3	101.7	131.0	105.7	232.6	136.4	120.3	0.0	128.9	94.0	105.1	177.5	170.1	121.1

1) EXCLUDING RENTS FOR PORTUGAL

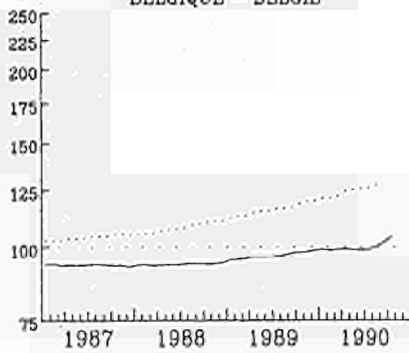
1) SANS LOYERS POUR LE PORTUGAL

VERBRAUCHERPREISE
MIETE, HEIZUNG, BELEUCHTUNG

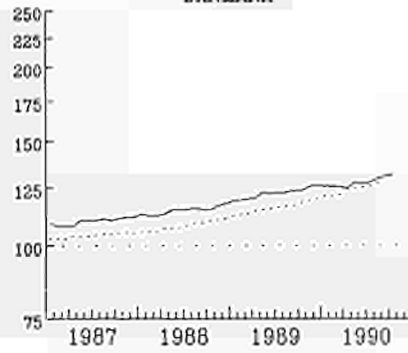
CONSUMER PRICES
RENT, FUEL, POWER
1985 = 100

PRIX A LA CONSOMMATION
LOGEMENT, CHAUFFAGE, ECLAIRAGE

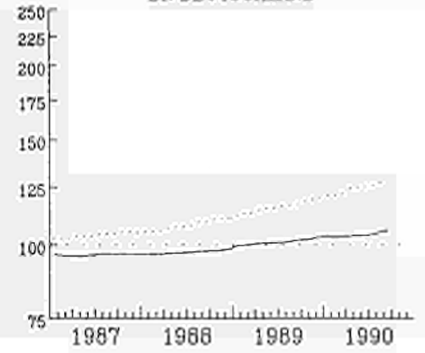
BELGIQUE - BELGIE



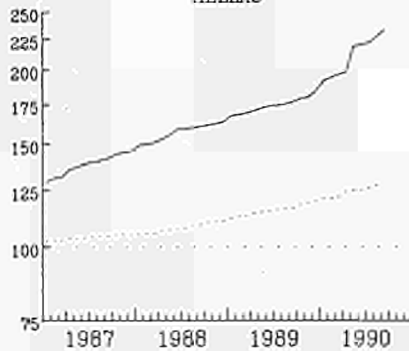
DANMARK



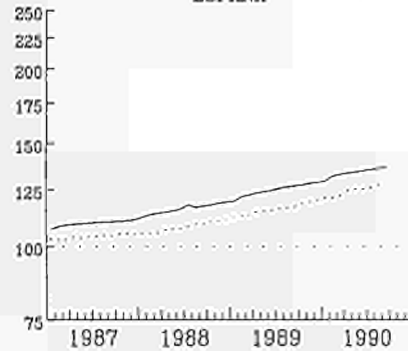
BR DEUTSCHLAND



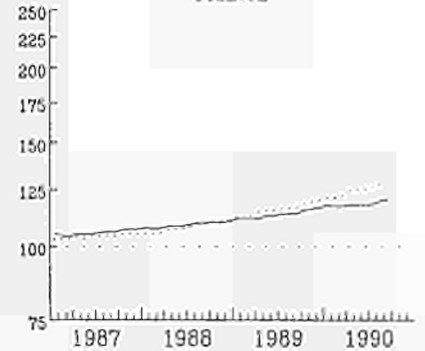
HELLAS



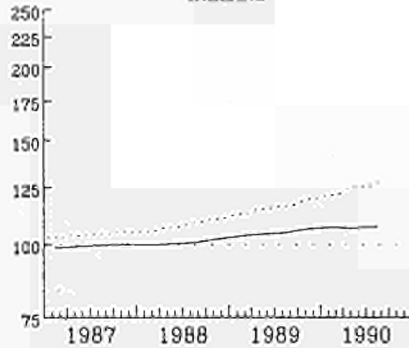
ESPAÑA



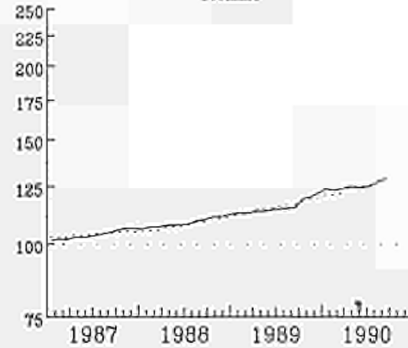
FRANCE



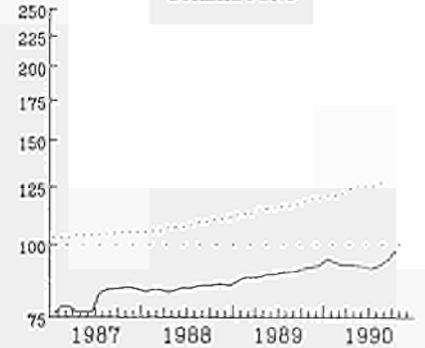
IRELAND



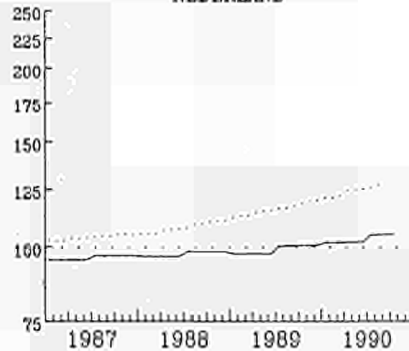
ITALIA



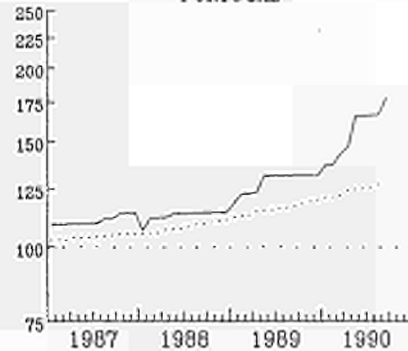
LUXEMBOURG



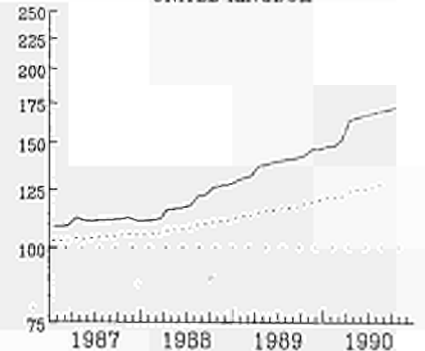
NEDERLAND



PORTUGAL



UNITED KINGDOM



EINFACH-LOGARITHMISCHE SKALA

EUR 12
SEMI-LOGARITHMIC SCALE

ECHELLE SEMI-LOGARITHMIQUE

CONSUMER PRICES

RENTS AND WATER CHARGES (1),(2),(3)

PRIX A LA CONSOMMATION

LOYERS ET CHARGES D'EAU (1),(2),(3)

	EUR12	BELGIQUE BELGIE	DANMARK	BR DEUTSCH LAND	ELLAS	ESPANA	FRANCE	IRELAND	ITALIA	LUXEM- BOURG	NEDER- LAND	PORTU- GAL	UNITED KINGDOM	USA
	PRICE INDICES						1985 = 100	INDICES DE PRIX						
1986	105.3	103.6	104.2	102.0	122.4	104.6	105.6	102.8	108.8	105.4	102.5	:	105.0	105.4
1987	111.0	107.4	109.2	103.8	145.0	107.7	111.6	107.5	115.4	113.2	104.7	:	114.7	110.4
1988	117.5	110.1	116.3	106.5	172.8	114.3	118.3	114.6	121.6	123.1	107.3	:	124.9	115.8
1989	127.4	113.7	123.8	108.8	199.9	121.7	124.6	123.9	129.1	131.1	110.5	:	150.2	121.0
1988	113.4	108.9	113.6	104.9	161.6	110.6	115.7	0.0	118.8	119.0	105.9	:	115.4	113.5
1988	113.8	109.2	113.6	105.3	162.6	111.5	115.8	110.2	119.0	119.0	105.9	:	115.9	113.9
1988	114.1	109.4	113.6	105.5	164.2	112.2	115.9	0.0	119.2	119.0	105.9	:	116.3	114.4
1988	116.0	109.6	113.6	105.7	168.1	112.8	117.5	0.0	120.3	122.1	105.9	:	122.1	114.6
1988	116.2	110.0	117.0	105.9	171.7	113.8	117.6	112.2	120.7	122.1	105.9	:	121.5	114.9
1988	116.5	110.1	117.0	106.1	174.4	114.5	117.7	0.0	120.8	122.1	105.9	:	121.9	115.3
1988	117.2	110.3	117.0	106.4	174.5	115.1	118.9	0.0	121.5	124.9	108.8	:	122.4	116.0
1988	118.7	110.4	117.0	106.9	176.7	115.5	118.9	115.3	121.7	124.9	108.8	:	128.6	116.8
1988	119.1	110.5	117.0	107.4	177.4	115.8	119.0	0.0	122.0	124.9	108.8	:	129.4	116.9
1988	121.1	110.8	117.0	107.8	179.0	116.1	120.7	0.0	124.7	126.5	108.8	:	134.1	117.3
1988	121.7	111.1	119.7	108.1	180.5	116.4	120.8	120.8	124.9	126.5	108.8	:	135.6	117.6
1988	121.9	111.4	119.7	108.2	182.8	116.8	120.9	0.0	124.9	126.5	108.8	:	136.1	117.8
1989	122.9	112.2	120.4	107.4	190.3	117.4	122.1	0.0	126.3	128.6	108.9	:	138.4	118.2
1989	123.7	113.0	120.4	107.7	190.3	118.4	122.3	122.1	126.5	128.6	109.0	:	141.0	118.7
1989	124.1	113.2	121.1	108.0	191.7	119.4	122.3	0.0	126.5	128.6	109.0	:	141.9	119.5
1989	126.2	113.3	121.1	108.3	194.4	120.0	123.7	0.0	127.8	130.5	109.0	:	148.8	119.5
1989	126.7	113.5	124.5	108.5	197.3	121.0	123.8	124.6	128.1	130.5	109.0	:	149.6	120.0
1989	127.1	113.6	124.5	108.7	199.7	121.7	123.8	0.0	128.1	130.5	109.0	:	150.6	120.5
1989	128.0	114.0	124.5	109.0	200.7	122.7	125.2	0.0	128.7	131.5	111.9	:	151.7	121.7
1989	128.3	114.0	124.5	109.2	201.5	123.3	125.2	124.2	128.8	131.5	111.9	:	152.6	122.1
1989	128.7	114.1	124.5	109.4	204.1	123.6	125.3	0.0	129.1	131.5	111.9	:	153.5	122.1
1989	130.2	114.3	124.5	109.6	207.5	124.0	127.0	0.0	132.9	133.7	112.0	:	155.1	122.8
1989	131.4	114.4	127.9	109.9	209.0	124.3	127.1	124.6	133.1	133.7	112.0	:	159.8	123.1
1989	131.6	114.5	127.9	110.1	211.9	124.3	127.1	0.0	133.2	133.7	112.0	:	159.8	123.5
1990	132.9	115.8	127.9	110.6	222.3	125.0	128.4	0.0	134.9	135.1	112.1	:	162.0	124.1
1990	133.6	116.3	127.9	111.0	225.9	127.2	128.6	126.7	135.2	135.1	112.1	:	163.0	124.4
1990	134.9	116.7	127.9	111.3	230.0	128.2	128.7	0.0	135.5	135.1	112.1	:	167.7	125.5
1990	138.9	117.1	127.9	111.7	232.6	128.2	130.1	0.0	136.8	137.5	112.2	:	183.8	125.7
1990	139.8	117.4	131.3	112.0	248.3	129.5	130.2	127.8	137.0	137.5	112.2	:	185.1	126.0
1990	140.2	117.6	131.3	112.3	250.4	130.2	130.3	0.0	137.1	137.5	112.2	:	186.2	127.1
1990	141.1	118.2	131.3	112.7	252.0	130.8	131.1	0.0	138.0	140.1	115.3	:	187.7	128.5
1990	141.6	118.3	131.3	113.1	253.6	131.5	131.1	128.8	138.1	140.1	115.3	:	189.0	129.7
1990	142.0	118.4	132.0	113.4	255.7	132.1	131.2	0.0	138.2	140.1	115.3	:	189.9	129.6

1) INCLUDING IMPUTED RENT FOR
OWNER OCCUPIED ACCOMODATION1) Y COMPRIS LES LOYERS FICTIFS
POUR LOGEMENT EN PROPRIETE

(2) NOT AVAILABLE FOR PORTUGAL

(2) PAS DISPONIBLE POUR LE PORTUGAL

CONSUMER PRICES

HOUSEHOLD GOODS AND SERVICES

PRIX A LA CONSOMMATION

BIENS ET SERVICES DE MENAGE

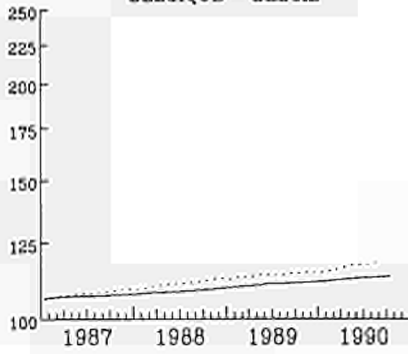
	EUR12	BELGIQUE BELGIE	DANMARK	BR DEUTSCH LAND	ELLAS	ESPANA	FRANCE	IRELAND	ITALIA	LUXEM- BOURG	NEDER- LAND	PORTU- GAL	UNITED KINGDOM	USA
	PRICE INDICES						1985 = 100	INDICES DE PRIX						
1986 Ø	104.4	104.5	103.2	101.2	129.9	109.9	104.4	102.0	106.4	104.4	101.4	112.8	101.4	101.4
1987 Ø	107.8	107.1	106.5	102.4	154.3	114.9	108.1	103.0	111.7	106.1	102.3	124.3	103.4	103.2
1988 Ø	111.1	108.6	110.7	103.6	169.1	119.2	110.5	106.1	117.1	107.4	103.0	126.9	107.5	105.4
1989 Ø	113.9	110.8	114.0	104.9	187.2	124.5	113.7	110.1	124.4	110.0	104.6	151.4	112.1	107.2
1988 J	109.1	107.8	108.1	102.9	160.7	116.8	109.0	0.0	114.3	106.4	102.4	120.7	104.9	103.6
1988 F	109.6	108.0	108.8	103.1	154.7	117.3	109.3	104.6	115.4	106.5	102.7	124.8	105.5	103.8
1988 M	110.2	108.1	110.2	103.3	166.7	118.2	109.9	0.0	115.6	106.9	102.7	125.3	106.1	104.4
1988 A	110.4	108.2	110.2	103.4	168.7	118.5	110.3	0.0	115.8	107.0	103.0	125.6	106.6	105.2
1988 M	110.8	108.3	110.8	103.5	170.5	118.8	110.5	105.7	116.7	107.3	103.1	126.1	107.1	105.4
1988 J	111.0	108.5	110.8	103.6	171.2	119.1	110.6	0.0	116.9	107.4	103.0	127.2	107.2	105.6
1988 J	111.1	108.6	110.8	103.6	169.0	119.5	110.7	0.0	117.1	107.8	102.9	127.3	107.5	105.8
1988 A	111.3	108.7	110.8	103.7	161.4	119.6	110.9	106.6	117.5	107.7	103.1	127.7	108.2	105.7
1988 S	111.7	108.9	111.5	103.8	170.4	120.1	111.1	0.0	117.8	107.8	103.2	128.4	108.9	106.1
1988 O	112.1	109.1	111.5	103.9	177.4	120.5	111.4	0.0	118.1	108.0	103.4	129.2	109.3	106.3
1988 N	112.7	109.4	112.2	104.1	178.7	120.9	111.3	107.4	120.5	108.0	103.5	129.7	109.6	106.6
1988 D	112.8	109.6	112.2	104.1	179.6	121.3	111.5	0.0	120.3	108.1	103.5	130.6	109.7	106.6
1989 J	112.6	109.7	112.2	104.0	174.5	121.8	111.8	0.0	120.5	108.3	104.1	131.4	109.4	106.9
1989 F	112.9	110.1	112.2	104.1	169.0	122.3	112.0	108.3	122.1	108.7	104.2	138.5	110.2	106.9
1989 M	113.2	110.3	112.9	104.3	184.0	123.2	111.8	0.0	122.4	109.4	104.2	139.4	110.8	106.5
1989 A	113.5	110.4	113.6	104.5	186.1	123.7	112.7	0.0	122.7	109.7	104.4	140.5	111.4	106.7
1989 M	113.9	110.6	113.6	104.7	187.2	124.2	113.6	110.0	124.3	110.0	104.5	141.1	111.9	106.8
1989 J	114.0	111.2	113.6	104.9	189.5	124.6	113.9	0.0	124.5	110.0	104.6	142.4	112.2	107.1
1989 J	113.8	111.0	114.3	105.0	186.2	124.8	114.0	0.0	124.7	110.1	104.6	143.0	112.2	107.4
1989 A	113.9	111.1	114.3	105.3	180.7	125.1	114.3	110.6	125.3	110.4	104.8	146.9	112.7	107.4
1989 S	114.5	111.2	115.0	105.4	193.5	125.4	114.5	0.0	125.6	110.7	104.9	173.3	113.1	107.7
1989 O	114.6	111.3	115.0	105.6	197.0	125.8	114.7	0.0	125.9	110.7	105.0	173.4	113.7	107.9
1989 N	114.8	111.5	115.7	105.7	199.0	126.2	114.8	111.5	127.4	110.9	105.0	173.4	114.0	107.9
1989 D	114.7	111.6	115.7	105.8	200.2	126.7	114.9	0.0	127.5	111.0	105.1	173.4	114.0	107.7
1990 J	114.8	111.8	115.0	106.1	197.5	127.3	115.1	0.0	127.7	111.3	105.7	159.5	114.4	108.1
1990 F	115.3	112.0	115.7	106.3	195.7	128.0	115.5	111.8	129.0	112.2	105.9	160.4	115.3	108.7
1990 M	116.0	112.3	116.4	106.5	208.3	129.0	116.2	0.0	129.3	112.9	106.0	161.1	116.4	108.7
1990 A	116.4	112.6	117.0	106.8	210.2	129.7	116.7	0.0	129.6	112.9	106.2	161.9	117.0	108.7
1990 M	117.2	112.7	117.0	107.1	213.8	130.5	117.0	112.2	130.8	113.1	106.4	176.4	117.7	109.1
1990 J	117.5	113.0	117.0	107.2	217.7	131.2	117.3	0.0	131.0	113.4	106.4	177.8	118.1	109.0
1990 J	117.5	113.1	117.0	107.5	213.3	131.6	117.4	0.0	131.1	113.6	106.4	178.9	117.5	109.5
1990 A	117.8	113.2	117.7	107.6	208.2	131.8	117.7	113.0	131.6	113.8	106.6	179.7	118.6	109.2
1990 S	118.3	113.4	118.4	107.7	221.4	131.8	117.8	0.0	131.8	114.2	106.8	181.2	119.6	109.7

VERBRAUCHERPREISE
WAREN U. DIENSTEN FÜR DEN HAUSHALT

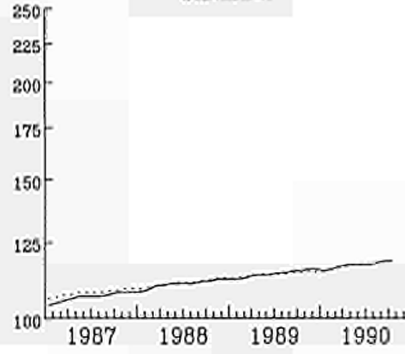
CONSUMER PRICES
HOUSEHOLD GOODS AND SERVICES
1985 = 100

PRIX A LA CONSOMMATION
BIENS ET SERVICES POUR LE MENAGE

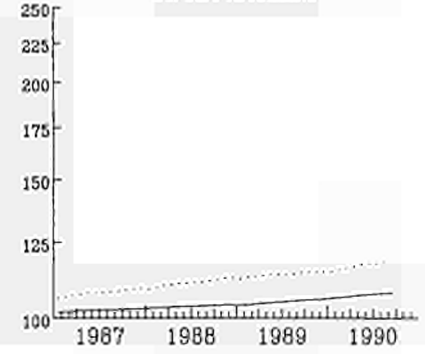
BELGIQUE - BELGIE



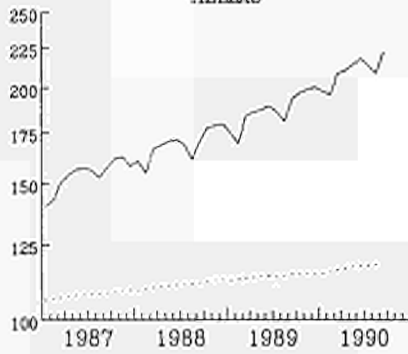
DANMARK



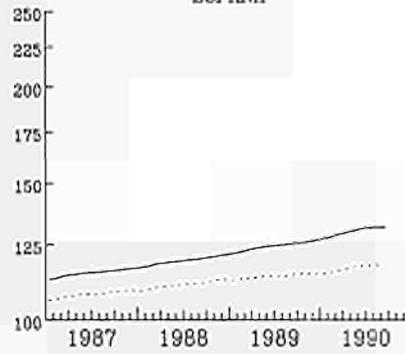
BR DEUTSCHLAND



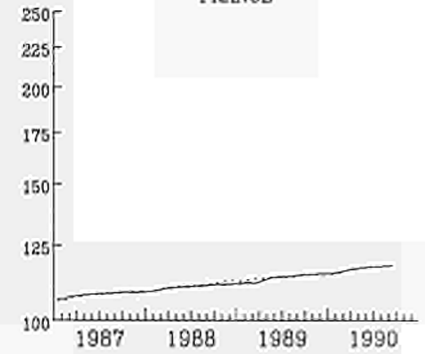
HELLAS



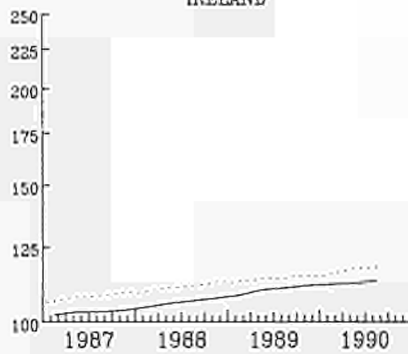
ESPANA



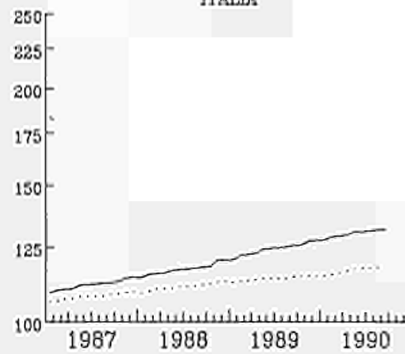
FRANCE



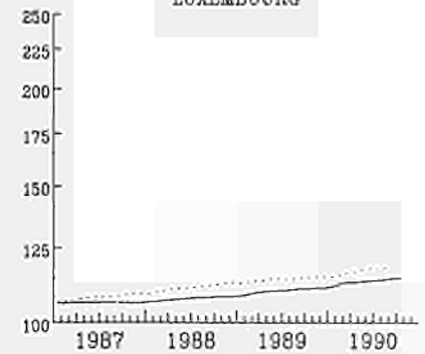
IRELAND



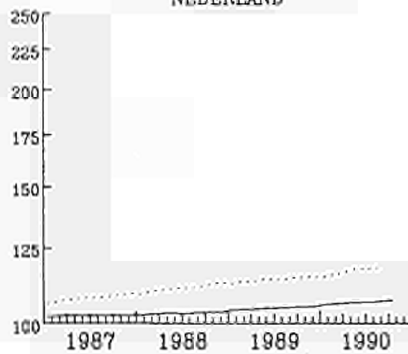
ITALIA



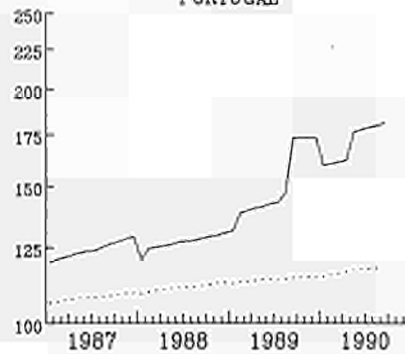
LUXEMBOURG



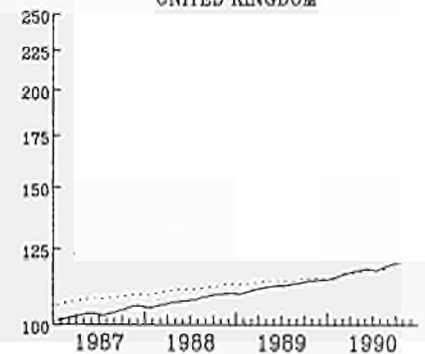
NEDERLAND



PORTUGAL



UNITED KINGDOM



EINFACH-LOGARITHMISCHE SKALA

..... EUR 12
SEM-LOGARITHMIC SCALE

ECHELLE SEMI-LOGARITHMIQUE

CONSUMER PRICES

FURNITURE, FLOORCOVERINGS, HOUSEHOLD TEXTILES

PRIX A LA CONSOMMATION

MEUBLES, REVETMENTS DE SOL, TEXTILE DE MENAGE

	EUR12	BELGIQUE BELGIE	DANMARK	BR DEUTSCH LAND	ELLAS	ESPANA	FRANCE	IRELAND	ITALIA	LUXEM- BOURG	NEDER- LAND	PORTU- GAL	UNITED KINGDOM	USA
	PRICE INDICES						1985 = 100	INDICES DE PRIX						
1986 Ø	104.3	105.8	103.9	100.0	128.3	109.6	104.8	102.3	107.4	105.4	101.3	118.1	103.9	101.3
1987 Ø	108.0	107.0	107.1	101.1	158.1	115.6	108.8	103.4	113.4	107.7	102.5	134.8	105.9	102.7
1988 Ø	111.4	109.2	110.7	102.2	172.6	121.1	111.9	105.7	120.1	109.7	103.0	141.2	110.1	104.2
1989 Ø	115.6	111.3	114.0	104.3	188.5	126.9	115.4	109.3	127.7	113.4	103.6	160.1	114.8	104.6
1988 J	109.2	108.1	108.6	101.5	164.9	118.1	109.8	0.0	116.6	108.3	102.2	134.3	106.6	102.6
1988 F	109.8	108.4	109.3	101.8	158.9	119.0	110.1	104.5	118.0	108.5	102.8	136.1	107.9	102.8
1988 M	110.6	108.6	110.1	102.0	170.5	119.8	111.3	0.0	118.1	109.3	102.8	137.4	109.0	103.8
1988 A	110.9	108.7	110.7	102.1	173.0	120.3	111.8	0.0	118.4	109.3	103.0	138.7	109.4	104.0
1988 M	111.4	109.0	110.5	102.2	174.2	120.8	112.1	105.5	120.0	109.5	103.1	139.2	110.1	104.0
1988 J	111.5	109.1	110.5	102.2	174.8	121.1	112.2	0.0	120.1	109.8	103.0	140.0	109.9	104.4
1988 J	111.5	109.3	110.7	102.3	172.9	121.4	112.2	0.0	120.2	110.4	102.8	141.4	109.7	104.6
1988 A	111.6	109.4	110.7	102.3	164.8	121.6	112.5	106.0	120.8	110.2	103.0	142.2	110.4	104.9
1988 S	112.0	109.6	111.4	102.4	171.7	122.0	112.7	0.0	121.0	110.3	103.0	142.7	111.4	104.8
1988 O	112.5	109.8	111.9	102.4	181.1	122.7	112.8	0.0	121.4	110.3	103.3	144.8	111.8	105.0
1988 N	112.9	110.1	111.9	102.5	182.2	123.2	112.5	106.9	123.3	110.3	103.4	148.1	112.4	105.2
1988 D	113.1	110.3	112.1	102.5	182.5	123.4	112.8	0.0	123.5	110.3	103.4	149.5	112.6	105.0
1989 J	113.2	110.4	112.3	103.4	176.7	123.9	113.0	0.0	123.4	110.8	103.2	152.4	111.7	105.1
1989 F	113.8	110.7	112.5	103.7	170.7	124.6	113.2	107.4	125.5	111.6	103.3	155.9	112.7	105.0
1989 M	114.6	110.7	113.3	103.8	185.4	125.3	114.4	0.0	125.8	112.7	103.3	157.9	113.9	104.2
1989 A	115.0	110.8	113.3	104.0	188.4	125.9	115.1	0.0	125.9	113.2	103.5	157.6	114.5	104.1
1989 M	115.6	111.1	113.9	104.2	188.9	126.6	115.5	109.2	127.7	113.7	103.6	158.3	114.9	103.8
1989 J	115.8	111.4	114.0	104.3	191.0	127.1	115.8	0.0	127.8	113.7	103.6	158.5	115.1	104.2
1989 J	115.7	111.5	113.9	104.4	186.8	127.3	115.9	0.0	127.9	113.8	103.5	161.0	114.2	104.6
1989 A	115.9	111.6	114.4	104.5	180.3	127.6	115.9	110.0	128.4	114.3	103.7	161.7	115.2	104.3
1989 S	116.4	111.8	114.6	104.6	193.8	127.8	116.3	0.0	128.7	114.5	103.8	162.8	115.6	104.8
1989 O	116.8	111.9	115.1	104.7	198.1	128.3	116.5	0.0	129.0	114.4	104.0	164.0	116.5	105.2
1989 N	117.3	112.1	115.3	104.9	199.9	129.0	116.4	110.7	131.1	114.4	104.0	165.2	116.9	105.1
1989 D	117.5	112.3	115.6	105.0	201.9	129.7	116.6	0.0	131.1	114.4	104.0	166.3	116.9	104.6
1990 J	117.7	112.3	115.6	105.2	199.3	130.3	116.9	0.0	131.2	114.8	104.2	177.3	116.6	105.2
1990 F	118.4	112.6	116.1	105.5	197.7	131.0	117.3	111.4	133.2	116.3	104.7	179.4	117.6	106.0
1990 M	119.4	112.8	116.9	105.8	209.4	131.7	118.7	0.0	133.4	116.6	104.8	180.4	119.4	106.0
1990 A	119.8	113.1	117.5	105.9	211.9	132.5	119.3	0.0	133.6	116.7	104.9	183.5	119.6	105.7
1990 M	120.4	113.1	117.5	106.2	213.7	133.6	119.7	112.5	134.9	116.7	105.2	185.2	120.5	105.8
1990 J	120.7	113.3	117.3	106.3	217.5	134.5	120.0	0.0	135.0	117.0	105.2	186.3	120.9	105.4
1990 J	120.4	113.4	117.9	106.4	212.4	135.0	120.0	0.0	135.0	117.1	104.9	185.9	119.3	105.9
1990 A	120.8	113.6	118.0	106.5	207.0	135.3	120.2	112.8	135.6	117.3	105.2	188.7	121.0	105.6
1990 S	121.0	113.7	119.0	106.6	220.4	135.6	120.5	0.0	135.7	117.7	105.3	190.1	119.6	106.0

F2

CONSUMER PRICES

HOUSEHOLD APPLIANCES, UTENSILS AND SERVICES

PRIX A LA CONSOMMATION

APPAREILS, USTENSILES ET SERVICES DE MENAGE

	EUR12	BELGIQUE BELGIE	DANMARK	BR DEUTSCH LAND	ELLAS	ESPANA	FRANCE	IRELAND	ITALIA	LUXEM- BOURG	NEDER- LAND	PORTU- GAL	UNITED KINGDOM	USA
	PRICE INDICES					1985 = 100			INDICES DE PRIX					
1986 Ø	104.4	104.8	102.5	101.5	131.5	110.1	104.1	101.8	105.9	102.4	101.5	111.2	100.3	100.9
1987 Ø	108.0	107.3	105.6	103.6	153.6	114.3	107.4	102.8	110.9	104.0	102.1	118.9	102.4	103.6
1988 Ø	111.2	108.5	112.2	104.7	169.2	117.7	109.4	106.3	115.7	104.4	103.1	125.5	106.4	106.8
1989 Ø	115.5	110.6	113.8	105.4	189.9	122.6	112.3	110.6	123.7	105.1	105.5	137.0	110.9	110.9
1988 J	109.6	107.8	113.3	104.3	159.4	115.8	108.3	0.0	113.2	103.9	102.5	120.5	104.1	104.7
1988 F	109.8	108.0	113.8	104.6	153.9	116.0	108.6	104.7	114.1	103.8	102.7	123.7	104.4	104.1
1988 M	110.3	108.1	114.7	104.4	165.7	116.9	108.7	0.0	114.4	103.7	102.7	124.2	104.8	104.2
1988 A	110.7	108.1	116.6	104.8	167.2	117.0	109.0	0.0	114.5	103.9	103.0	124.5	105.3	107.0
1988 M	110.7	108.2	110.5	103.7	170.4	117.3	109.1	105.9	115.1	104.2	103.1	125.1	105.8	107.1
1988 J	110.9	108.4	110.6	103.9	171.5	117.5	109.3	0.0	115.3	104.3	103.1	125.8	106.0	107.1
1988 J	111.1	108.9	110.4	103.9	169.3	118.0	109.5	0.0	115.7	104.3	103.1	125.8	106.6	107.1
1988 A	111.2	108.5	110.6	104.2	162.9	118.1	109.6	107.0	115.9	104.5	103.3	126.2	107.2	107.3
1988 S	112.0	108.8	110.8	105.5	172.9	118.6	109.8	0.0	116.2	104.6	103.4	126.8	107.7	107.8
1988 O	112.3	108.9	111.3	105.6	177.7	118.8	110.2	0.0	116.5	105.0	103.5	127.3	108.1	107.8
1988 N	113.0	109.1	111.9	105.9	179.5	119.1	110.2	107.7	118.7	105.0	103.6	127.9	108.3	108.3
1988 D	113.2	109.3	112.1	106.0	180.1	119.6	110.4	0.0	118.9	105.1	103.6	128.5	108.4	108.6
1989 J	113.0	109.5	112.1	104.4	176.2	120.2	110.7	0.0	119.2	102.1	104.9	129.2	108.4	109.2
1989 F	113.4	109.9	111.8	104.5	171.4	120.6	110.9	108.9	120.5	104.8	105.0	133.5	109.1	109.4
1989 M	115.1	110.1	112.7	104.6	185.4	121.5	111.4	0.0	125.8	105.0	105.0	134.1	109.5	109.7
1989 A	115.5	110.2	113.6	104.9	188.3	122.0	111.8	0.0	125.9	104.6	105.5	134.7	110.0	110.3
1989 M	115.1	110.4	113.4	105.2	189.8	122.3	112.1	110.5	122.7	105.0	105.3	135.0	110.6	110.9
1989 J	115.4	110.6	113.0	105.3	192.1	122.7	112.3	0.0	123.0	105.0	105.5	135.8	110.9	111.1
1989 J	115.6	110.7	114.3	105.4	190.1	122.9	112.5	0.0	123.2	105.1	105.6	136.3	111.3	111.3
1989 A	115.8	111.0	114.3	105.8	185.6	123.1	112.8	111.1	123.8	105.4	105.7	139.2	111.5	111.6
1989 S	116.3	111.1	114.6	105.9	196.5	123.5	113.0	0.0	124.1	105.7	105.8	140.2	111.9	111.6
1989 O	116.7	111.2	115.5	106.2	199.3	123.9	113.3	0.0	124.4	105.9	106.0	141.1	112.4	111.7
1989 N	117.2	111.3	115.4	106.4	201.5	124.1	113.4	112.1	125.6	106.3	106.0	141.9	112.8	111.8
1989 D	117.3	111.4	115.4	106.4	202.3	124.5	113.6	0.0	125.8	106.6	106.0	142.5	112.8	112.2
1990 J	117.7	111.6	114.8	106.7	199.9	125.0	113.7	0.0	126.0	106.6	106.9	151.3	113.4	112.2
1990 F	118.2	111.7	115.1	106.8	199.0	125.6	114.0	112.2	127.1	106.9	107.0	152.2	114.2	112.6
1990 M	118.9	112.1	115.8	106.9	211.9	126.9	114.3	0.0	127.4	108.2	107.2	153.0	115.0	112.7
1990 A	119.4	112.4	116.0	107.4	214.2	127.5	114.6	0.0	127.7	107.8	107.3	153.4	115.9	113.1
1990 M	120.1	112.5	116.3	107.8	219.7	128.2	114.8	112.4	128.9	108.4	107.5	154.9	116.5	113.8
1990 J	120.5	112.8	116.7	107.9	222.2	128.7	115.2	0.0	129.1	108.6	107.5	156.0	116.9	114.3
1990 J	120.5	112.9	116.7	108.3	219.1	128.9	115.3	0.0	129.2	109.0	107.6	156.9	116.7	114.7
1990 A	120.8	113.0	116.7	108.4	215.1	129.1	115.6	113.3	129.7	109.3	107.9	157.9	117.5	114.5
1990 S	122.1	113.2	117.4	108.9	227.1	129.3	115.7	0.0	130.0	109.4	108.1	159.0	122.7	:

CONSUMER PRICES

PRIX A LA CONSOMMATION

TRANSPORT AND COMMUNICATIONS

TRANSPORTS ET COMMUNICATIONS

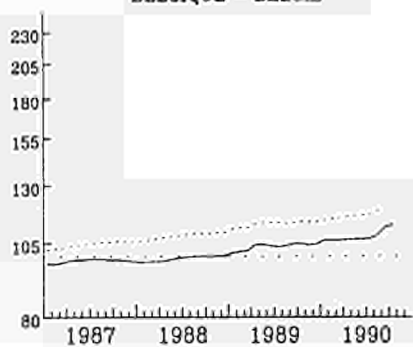
	EUR12	BELGIQUE BELGIE	DANMARK	BR DEUTSCH LAND	ELLAS	ESPANA	FRANCE	IRELAND	ITALIA	LUXEM- BOURG	NEDER- LAND	PORTU- GAL	UNITED KINGDOM	USA
	PRICE INDICES						1985 = 100		INDICES DE PRIX					
1986 Ø	100.5	96.3	103.3	96.0	126.6	104.9	99.0	99.5	104.3	94.9	97.4	111.7	99.9	96.1
1987 Ø	104.4	98.4	108.8	97.0	141.1	110.4	103.4	101.9	107.7	94.1	100.9	118.1	105.2	99.1
1988 Ø	107.8	99.2	115.4	98.6	152.8	114.9	105.5	103.7	112.3	97.0	102.6	132.4	109.8	102.1
1989 Ø	112.7	103.7	121.0	103.3	163.0	122.3	109.8	107.8	117.6	99.4	104.6	148.0	115.7	107.2
1988 J	105.7	97.9	113.0	97.2	147.1	112.7	103.4	0.0	110.7	95.8	101.2	126.0	107.2	100.7
1988 F	106.0	98.1	113.7	97.4	147.7	113.8	103.7	102.4	111.0	95.9	101.6	128.2	107.1	100.4
1988 M	106.5	98.1	113.7	97.8	148.8	114.4	104.3	0.0	111.4	96.3	101.9	128.9	107.6	100.1
1988 A	107.0	98.2	114.4	98.3	152.2	114.6	104.6	0.0	111.5	96.5	102.3	129.3	108.7	100.8
1988 M	107.3	98.9	115.7	98.8	150.9	113.8	104.8	103.1	111.7	96.4	102.8	132.9	109.1	101.6
1988 J	107.9	99.4	116.4	99.0	153.1	114.9	105.5	0.0	112.3	97.1	102.9	133.3	109.8	102.0
1988 J	108.3	99.7	115.7	99.0	153.3	115.3	106.1	0.0	112.3	97.5	103.1	133.8	110.7	102.4
1988 A	108.7	99.9	115.7	99.3	153.8	115.4	106.6	104.5	113.2	97.9	103.3	134.4	111.1	103.0
1988 S	108.9	100.0	116.4	99.2	154.8	115.5	106.9	0.0	113.4	97.9	103.3	134.7	111.3	103.1
1988 O	108.9	100.2	116.4	99.0	155.9	115.7	106.7	0.0	113.2	97.9	102.7	135.2	111.7	103.4
1988 N	109.0	100.0	117.1	99.2	156.7	115.9	106.7	104.7	113.5	97.9	103.2	135.9	111.7	104.0
1988 D	109.2	100.2	117.1	99.4	159.1	116.4	106.9	0.0	113.6	97.4	103.0	136.0	111.5	104.1
1989 J	110.5	101.3	118.5	101.5	159.2	119.5	107.4	0.0	114.8	97.2	103.1	139.8	112.6	104.4
1989 F	111.1	101.8	119.9	102.3	159.4	119.9	108.0	105.5	115.6	97.5	103.5	143.7	112.9	104.9
1989 M	111.2	102.1	120.6	102.6	157.8	120.3	107.4	0.0	115.8	98.1	103.9	144.9	113.6	105.2
1989 A	112.5	104.3	121.9	104.5	160.2	120.8	108.4	0.0	116.4	98.5	105.2	145.9	115.4	107.7
1989 M	113.4	104.5	122.6	104.6	161.1	121.0	111.1	108.0	117.0	99.8	105.5	146.5	116.3	109.0
1989 J	113.3	103.9	121.2	104.0	161.7	121.3	110.8	0.0	117.5	100.8	105.5	146.8	116.7	108.9
1989 J	113.3	103.6	121.2	103.5	162.8	123.5	110.6	0.0	117.7	100.6	105.0	149.2	116.7	108.5
1989 A	113.1	103.8	120.6	103.1	163.4	123.9	110.3	108.4	118.1	100.1	105.2	150.6	116.1	107.4
1989 S	113.2	104.8	120.6	103.1	164.6	124.0	110.0	0.0	118.5	100.1	105.2	150.7	116.7	106.9
1989 O	113.6	104.8	121.9	103.5	164.5	124.2	110.1	0.0	119.7	99.7	104.7	151.7	117.2	107.6
1989 N	113.5	104.3	121.2	103.2	165.7	124.4	110.1	109.3	120.1	100.2	104.1	152.7	117.0	108.1
1989 D	113.6	104.5	121.2	103.4	175.5	124.6	110.1	0.0	120.2	100.0	104.1	153.0	117.0	108.3
1990 J	114.2	106.1	120.6	104.1	178.7	125.5	110.5	0.0	121.0	101.2	104.9	158.0	117.1	110.2
1990 F	115.0	106.1	120.6	104.7	180.2	127.8	110.9	108.5	121.9	100.9	105.4	170.4	117.9	110.1
1990 M	115.4	106.1	120.6	104.6	185.4	127.9	111.3	0.0	122.8	101.0	105.5	171.4	118.4	109.8
1990 A	115.9	106.4	121.2	104.7	188.1	129.0	111.3	0.0	122.3	101.4	105.7	172.7	120.6	110.2
1990 M	116.1	106.5	121.2	104.7	203.0	129.6	111.4	107.5	122.4	101.4	106.0	169.1	121.2	110.6
1990 J	116.5	106.6	121.9	104.8	208.2	130.0	111.6	0.0	122.8	101.2	106.1	169.9	121.8	111.1
1990 J	116.8	106.8	120.6	104.8	207.0	130.5	112.3	0.0	123.2	101.2	106.6	172.1	122.5	111.3
1990 A	118.5	108.2	121.9	106.5	213.2	131.5	114.2	108.5	124.6	102.0	107.6	172.7	124.8	113.4
1990 S	120.6	111.5	124.7	108.3	221.4	134.3	116.2	0.0	125.6	103.4	109.8	175.0	127.6	115.6

VERBRAUCHERPREISE
VERKEHR, NACHRICHTENUEBERMITTLUNG

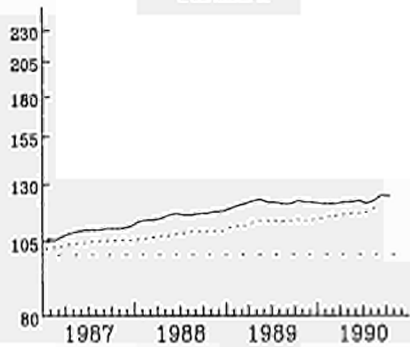
CONSUMER PRICES
TRANSPORT, COMMUNICATIONS
1985 = 100

PRIX A LA CONSOMMATION
TRANSPORTS, COMMUNICATIONS

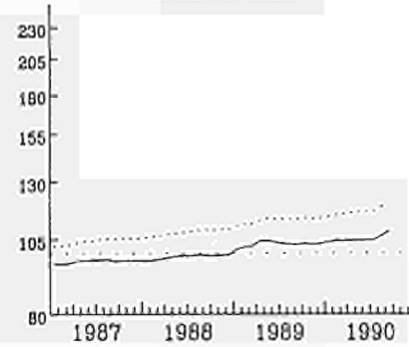
BELGIQUE - BELGIE



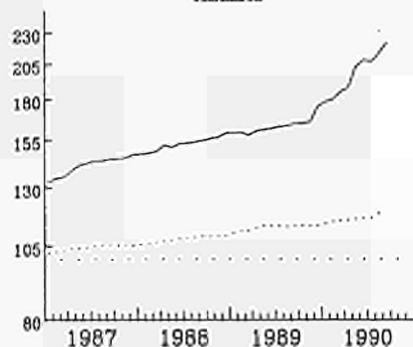
DANMARK



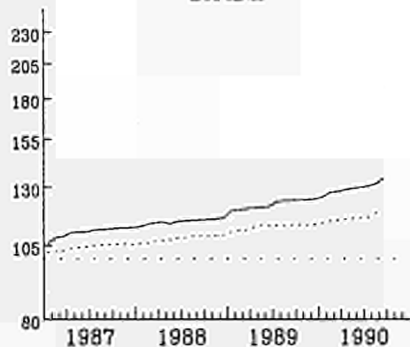
BR DEUTSCHLAND



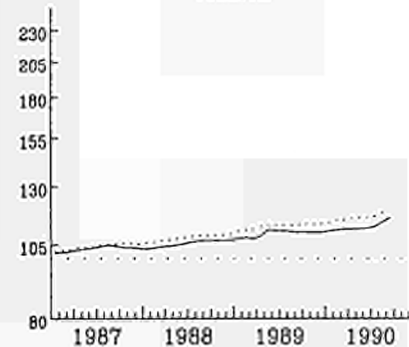
HELLAS



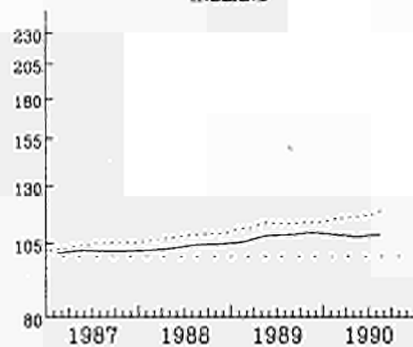
ESPAÑA



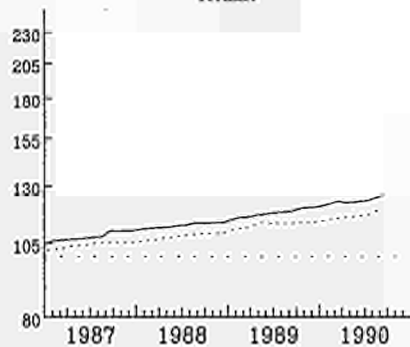
FRANCE



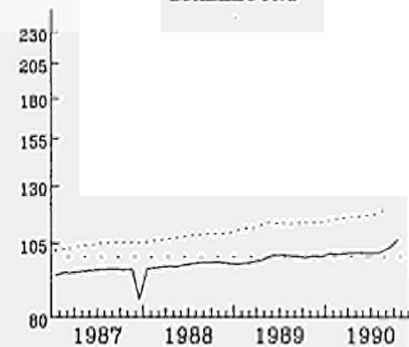
IRELAND



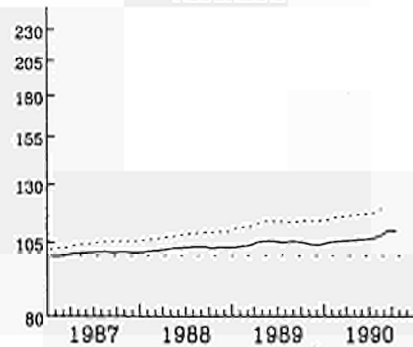
ITALIA



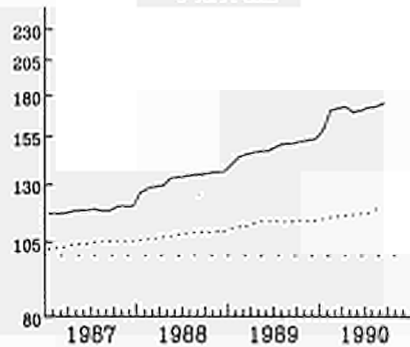
LUXEMBOURG



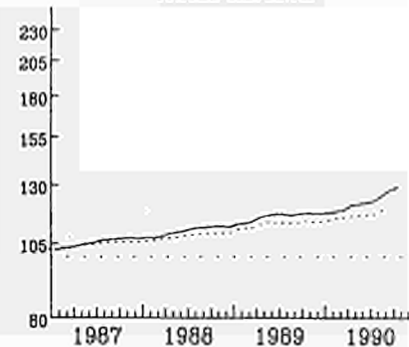
NEDERLAND



PORTUGAL



UNITED KINGDOM



EINFACH-LOGARITHMISCHE SKALA

EUR 12
SEMI-LOGARITHMIC SCALE

ECHELLE SEMI-LOGARITHMIQUE

G1

CONSUMER PRICES
PRIVATE TRANSPORTPRIX A LA CONSOMMATION
TRANSPORT PRIVE

	EUR12	BELGIQUE BELGIE	DANMARK	BR DEUTSCH LAND	ELLAS	ESPANA	FRANCE	IRELAND	ITALIA	LUXEM- BOURG	NEDER- LAND	PORTU- GAL	UNITED KINGDOM	USA
	PRICE INDICES						1985 = 100	INDICES DE PRIX						
1986 Ø	103.3	100.3	98.5	98.3	119.6	106.6	101.4	107.0	105.4	103.6	97.2	105.8	102.4	95.3
1987 Ø	105.4	99.6	99.5	96.6	131.0	112.2	101.7	114.8	107.6	105.5	96.5	103.3	105.4	98.2
1988 Ø	113.7	100.7	103.1	96.5	142.9	114.1	103.0	119.0	110.7	105.7	98.2	110.9	110.5	101.3
1989 Ø	123.9	105.5	108.7	99.7	216.4	128.2	108.0	128.7	120.5	109.9	101.2	136.0	118.1	111.9
1988 J	103.9	88.9	106.3	97.3	144.4	111.5	102.6	0.0	108.4	94.1	100.6	128.5	106.2	99.9
1988 F	104.3	89.1	107.0	97.6	145.6	112.7	103.0	101.7	108.6	94.2	101.2	131.1	106.2	99.6
1988 M	104.6	89.2	107.1	97.9	147.1	113.0	103.7	0.0	108.8	94.8	101.6	131.8	106.0	99.3
1988 A	105.2	89.1	107.6	98.2	149.2	113.2	104.1	0.0	108.8	95.0	102.0	132.4	108.1	99.9
1988 M	105.8	98.0	108.6	98.8	149.4	112.1	104.6	102.6	109.0	94.9	102.7	136.8	108.3	100.8
1988 J	106.4	98.5	108.8	99.0	149.8	113.5	105.3	0.0	109.5	95.7	102.8	137.3	109.3	101.2
1988 J	106.8	99.0	108.6	99.2	150.1	114.0	105.9	0.0	109.6	96.1	103.0	137.9	110.2	101.6
1988 A	107.4	99.1	108.6	99.8	150.7	114.0	106.4	104.1	110.6	96.7	103.3	138.7	110.6	102.3
1988 S	107.5	99.3	109.7	99.7	151.0	114.1	106.7	0.0	110.7	96.6	103.3	138.9	110.8	102.3
1988 O	107.5	99.5	109.9	99.6	151.8	114.3	106.5	0.0	110.7	96.7	102.5	139.5	111.3	102.7
1988 N	107.7	99.3	110.4	99.8	153.0	114.6	106.5	104.6	111.0	96.7	103.1	140.5	111.2	103.2
1988 D	107.8	99.5	110.4	99.9	153.8	115.1	106.9	0.0	111.0	96.1	103.0	140.7	110.9	103.2
1989 J	110.1	114.4	110.6	103.2	154.9	118.7	107.6	0.0	112.6	95.9	102.9	143.9	111.7	103.4
1989 F	110.8	114.6	111.5	104.0	155.7	119.2	108.4	105.6	113.3	96.2	103.4	148.8	112.1	103.9
1989 M	111.1	114.8	112.9	104.2	153.5	119.5	108.9	0.0	113.4	96.9	104.0	150.3	112.9	104.3
1989 A	112.8	115.0	116.1	106.2	154.5	120.1	111.0	0.0	113.5	97.4	105.6	151.4	115.3	107.0
1989 M	113.4	115.1	115.9	106.2	157.0	120.2	112.3	108.5	114.2	98.9	105.9	152.0	116.3	108.3
1989 J	113.2	115.4	113.5	105.4	157.8	120.5	111.7	0.0	114.7	98.1	105.9	152.3	116.7	108.2
1989 J	113.2	115.7	113.5	104.9	159.4	123.0	111.4	0.0	114.7	99.8	105.2	155.3	116.5	107.7
1989 A	113.0	115.8	113.2	104.5	160.3	123.4	111.0	108.8	115.0	99.2	105.4	156.9	115.8	106.5
1989 S	112.6	104.5	113.2	104.4	161.9	123.5	110.5	0.0	115.1	98.8	105.5	157.1	116.2	105.9
1989 O	113.1	104.5	114.4	104.8	162.4	123.7	110.6	0.0	116.7	99.3	104.9	158.2	116.6	172.7
1989 N	113.0	104.0	113.9	104.4	163.9	123.9	110.6	110.1	117.2	99.4	104.2	159.5	116.1	107.1
1989 D	113.2	104.2	113.9	104.6	169.6	124.1	110.6	0.0	117.2	99.1	104.6	159.9	116.1	107.3
1990 J	113.1	86.8	112.0	105.3	174.9	125.0	111.1	0.0	117.8	99.9	105.3	159.6	116.1	109.2
1990 F	114.0	86.2	111.8	105.8	176.2	127.7	111.6	108.9	118.9	99.6	105.8	174.3	116.5	108.9
1990 M	114.4	85.8	112.0	106.1	179.5	127.9	112.1	0.0	119.0	99.8	106.1	175.4	117.1	108.4
1990 A	115.0	85.7	112.0	106.1	178.8	128.9	112.2	0.0	119.0	100.2	106.0	176.9	119.9	108.8
1990 M	115.3	85.5	112.7	106.0	196.5	129.3	112.1	107.5	119.1	100.2	106.4	181.3	120.5	109.2
1990 J	115.6	85.6	113.2	105.9	197.0	129.6	112.1	0.0	119.6	100.0	106.5	182.2	121.1	109.7
1990 J	116.0	86.2	111.8	105.9	195.3	130.2	113.0	0.0	119.7	100.0	107.2	185.0	121.9	109.8
1990 A	118.0	90.0	114.2	107.8	195.3	131.2	115.2	108.4	121.5	100.9	108.5	185.6	124.7	112.1
1990 S	121.6	111.9	117.1	111.5	212.3	134.6	117.8	0.0	122.6	102.6	111.3	188.4	127.6	114.4

G2

CONSUMER PRICES

PRIX A LA CONSOMMATION

PUBLIC TRANSPORT

TRANSPORT PUBLIC

	EUR12	BELGIQUE BELGIE	DANMARK	BR DEUTSCH LAND	ELLAS	ESPANA	FRANCE	IRELAND	ITALIA	LUXEM- BOURG	NEDER- LAND	PORTU- GAL	UNITED KINGDOM	USA
	PRICE INDICES				1985 = 100				INDICES DE PRIX					
1986	109.3	105.1	103.9	101.9	126.7	112.4	104.6	104.7	113.9	103.2	101.0	114.1	107.4	105.9
1987	114.0	106.8	107.7	103.5	135.7	118.1	108.5	104.6	119.7	110.1	102.5	119.6	112.6	109.6
1988	119.8	107.4	117.2	106.3	151.8	125.7	112.5	105.5	123.5	110.6	103.6	124.6	119.2	111.6
1989	126.4	111.8	121.8	109.1	164.4	131.7	115.3	105.8	132.5	110.7	105.3	133.0	127.7	117.3
1988	117.1	107.0	114.5	104.9	146.4	121.0	110.3	0.0	121.2	110.6	103.1	124.1	116.6	110.3
1988	117.4	107.3	115.6	104.9	145.2	121.4	110.6	105.1	121.6	110.6	103.0	124.1	117.2	109.4
1988	117.9	107.3	115.1	105.2	145.2	124.8	110.8	0.0	122.0	110.6	103.0	124.5	117.2	109.9
1988	119.0	107.4	115.6	106.3	153.7	125.1	110.9	0.0	122.3	110.6	103.6	124.6	117.4	110.8
1988	119.0	107.4	117.8	106.5	147.6	127.1	110.9	105.2	122.4	110.6	103.6	124.6	118.4	110.8
1988	119.8	107.4	117.8	107.2	150.2	126.4	112.4	0.0	124.0	110.6	103.6	124.6	118.6	111.6
1988	120.2	107.4	117.8	107.6	150.2	126.6	112.6	0.0	124.0	110.6	103.7	124.6	119.7	112.0
1988	120.8	107.4	117.8	107.0	151.1	127.0	114.1	106.9	124.8	110.6	103.7	124.6	120.5	112.0
1988	121.3	107.4	117.8	106.7	154.6	127.2	114.2	0.0	125.8	110.6	103.8	124.9	120.7	112.3
1988	121.3	107.4	118.4	106.5	156.5	127.4	114.3	0.0	124.4	110.6	103.9	124.9	121.2	112.5
1988	121.4	107.5	118.9	106.2	156.5	127.5	114.3	104.9	124.6	110.6	104.0	125.0	121.4	113.5
1988	122.3	107.5	118.9	106.6	165.0	127.6	114.3	0.0	124.9	110.6	103.8	125.0	121.6	114.6
1989	123.3	111.7	121.2	107.5	161.8	128.1	113.6	0.0	125.6	110.6	104.6	131.7	125.3	115.5
1989	123.6	111.8	122.3	107.9	159.8	128.6	113.8	105.1	126.5	110.6	104.7	131.7	125.5	116.0
1989	124.1	111.8	121.2	108.4	159.8	130.1	114.0	0.0	127.8	110.6	104.8	131.7	125.6	116.1
1989	125.5	111.8	121.7	108.9	167.5	130.4	114.1	0.0	131.0	110.6	105.2	132.4	125.8	116.3
1989	125.8	111.8	121.7	109.0	163.4	131.3	114.1	105.5	131.6	110.6	105.7	133.0	127.2	116.7
1989	126.5	111.8	121.7	110.4	163.4	131.5	114.9	0.0	132.3	110.6	105.7	133.1	128.2	117.4
1989	127.1	111.9	121.7	110.7	163.4	132.7	115.5	0.0	133.3	110.8	105.8	133.2	128.6	117.5
1989	127.3	111.9	121.7	110.1	163.4	132.9	115.8	107.1	134.3	110.8	105.8	133.6	128.8	117.8
1989	127.9	111.9	121.7	109.5	163.4	133.3	116.9	0.0	136.5	110.8	105.7	133.8	129.0	117.8
1989	127.8	111.9	122.3	109.0	161.7	133.5	116.9	0.0	136.6	110.8	105.4	133.8	129.4	118.3
1989	127.8	111.9	122.3	108.7	161.7	133.6	116.9	105.4	136.7	110.8	105.4	133.8	129.7	118.9
1989	129.8	111.9	121.7	109.0	183.2	133.9	117.0	0.0	137.3	110.8	105.4	133.8	129.7	119.3
1990	129.8	111.9	123.4	109.7	175.4	135.0	117.3	0.0	137.6	118.0	105.0	143.5	130.3	121.5
1990	131.3	112.4	124.5	109.8	178.7	135.7	117.5	106.1	137.8	118.0	104.9	144.6	134.6	123.8
1990	132.7	112.7	123.9	110.0	191.3	135.7	117.8	0.0	139.1	118.0	104.9	145.1	134.8	126.0
1990	134.3	112.7	124.5	110.7	205.5	136.0	118.0	0.0	139.9	118.0	106.1	145.9	135.1	127.1
1990	135.6	112.7	125.1	111.1	214.3	137.7	118.9	106.6	139.7	118.0	106.6	146.2	135.8	127.6
1990	137.0	112.7	125.1	112.4	236.0	139.6	119.9	0.0	132.7	118.0	106.7	146.4	137.4	128.1
1990	137.5	112.7	123.4	112.6	236.0	140.4	120.1	0.0	134.4	118.0	106.4	146.5	137.8	128.2
1990	137.9	112.7	125.1	112.0	236.0	140.4	121.4	109.7	134.5	118.0	106.9	147.7	138.5	128.5
1990	140.2	112.7	125.1	111.5	245.9	140.8	121.5	0.0	142.3	118.0	107.1	147.8	138.7	130.4

CONSUMER PRICES
COMMUNICATIONS (1)

PRIX A LA CONSOMMATION
COMMUNICATIONS (1)

	EUR12	BELGIQUE BELGIE	DANMARK	BR DEUTSCH LAND	ELLAS	ESPANA	FRANCE	IRELAND	ITALIA	LUXEM- BOURG	NEDER- LAND	PORTU- GAL	UNITED KINGDOM	USA
	PRICE INDICES						1985 = 100		INDICES DE PRIX					
1986 Ø	103.9	102.9	100.0	99.6	137.5	100.0	101.4	105.3	109.6	101.5	100.5	109.3	104.7	104.3
1987 Ø	106.7	103.5	102.1	99.4	171.1	109.6	102.3	106.5	112.5	101.3	102.7	106.6	107.3	106.5
1988 Ø	107.6	103.2	110.3	99.4	196.5	111.9	99.0	106.2	115.0	101.1	102.7	98.1	108.3	108.3
1989 Ø	108.0	103.3	119.9	99.5	199.8	112.4	96.9	104.8	115.5	101.1	102.7	101.1	110.6	109.8
1988 J	107.4	103.0	110.3	99.4	196.6	111.9	100.5	0.0	112.5	101.1	102.8	97.7	108.1	106.6
1988 F	107.2	103.0	110.3	99.4	190.3	111.9	100.4	106.5	112.5	101.1	102.8	98.1	108.1	107.0
1988 M	108.0	103.0	110.3	99.4	200.3	111.9	100.4	0.0	115.5	101.1	102.8	98.1	108.1	107.0
1988 A	108.1	103.3	110.3	99.4	200.7	111.9	100.4	0.0	115.5	101.1	102.8	98.1	108.1	109.4
1988 M	107.0	103.3	110.3	99.4	180.0	111.9	98.2	106.5	115.5	101.1	102.8	98.1	108.1	109.4
1988 J	107.6	103.3	110.3	99.4	198.5	111.9	98.2	0.0	115.5	101.1	102.8	98.1	108.1	108.7
1988 J	107.6	103.3	110.3	99.4	198.5	111.9	98.2	0.0	115.5	101.1	102.8	98.1	108.1	108.7
1988 A	107.6	103.3	110.3	99.4	198.5	111.9	98.3	106.5	115.5	101.1	102.8	98.1	108.1	107.9
1988 S	107.6	103.3	110.3	99.2	198.5	111.9	98.3	0.0	115.5	101.1	102.8	98.1	108.8	108.6
1988 O	107.6	103.3	110.3	99.2	198.5	111.9	98.3	0.0	115.5	101.1	102.8	98.1	108.8	108.7
1988 N	107.6	103.3	110.3	99.2	198.5	111.9	98.3	105.2	115.5	101.1	102.8	98.1	108.8	108.7
1988 D	107.5	103.3	110.3	99.2	198.5	111.9	97.9	0.0	115.5	101.1	102.0	98.1	108.8	108.7
1989 J	107.6	103.3	118.6	99.2	198.5	111.9	96.9	0.0	115.5	101.1	102.8	101.1	108.8	108.9
1989 F	107.6	103.3	120.0	99.2	198.5	111.9	96.9	105.2	115.5	101.1	102.8	101.0	108.8	108.9
1989 M	107.6	103.3	120.0	99.2	198.5	112.5	96.9	0.0	115.5	101.1	102.8	101.1	108.8	109.1
1989 A	107.7	103.3	120.0	99.5	198.5	112.5	96.9	0.0	115.5	101.1	102.8	101.1	108.8	109.9
1989 M	107.7	103.3	120.0	99.5	198.5	112.5	96.9	105.2	115.5	101.1	102.8	101.1	108.8	110.4
1989 J	107.7	103.3	120.0	99.5	198.5	112.5	96.9	0.0	115.5	101.1	102.8	101.1	108.8	110.1
1989 J	107.7	103.3	120.0	99.5	198.5	112.5	96.9	0.0	115.5	101.1	102.8	101.1	108.8	110.3
1989 A	107.7	103.3	120.0	99.5	198.5	112.5	96.9	105.2	115.5	101.1	102.8	101.1	108.8	110.3
1989 S	108.1	103.3	120.0	99.8	198.5	112.5	96.9	0.0	115.5	101.1	102.8	101.1	111.0	110.3
1989 O	108.3	103.3	120.0	99.8	198.5	112.5	96.9	0.0	115.5	101.1	102.8	101.1	112.7	109.6
1989 N	108.5	103.3	120.0	99.7	198.5	112.5	96.9	103.7	115.5	101.1	102.8	101.1	113.6	109.8
1989 D	109.6	103.3	120.0	99.7	213.8	112.5	96.9	0.0	115.5	101.1	102.0	101.1	119.0	109.6
1990 J	110.2	104.9	122.1	99.7	231.2	112.5	96.6	0.0	119.3	101.1	102.8	117.6	113.8	110.1
1990 F	110.3	106.4	122.1	99.7	231.2	112.5	96.3	104.5	119.3	101.1	102.8	117.6	114.0	110.4
1990 M	110.3	106.4	122.1	99.7	231.2	112.5	96.3	0.0	119.3	101.1	102.8	117.6	114.0	110.6
1990 A	110.3	106.4	122.1	98.9	231.2	116.9	96.3	0.0	119.3	101.1	102.8	117.6	114.0	110.8
1990 M	110.5	106.4	122.1	98.9	235.5	116.9	96.3	104.5	119.3	101.1	102.8	117.6	114.3	110.5
1990 J	110.5	106.4	122.1	98.9	235.5	116.9	96.3	0.0	119.3	101.1	102.8	117.6	114.4	110.5
1990 J	111.0	106.4	122.1	98.9	235.5	116.9	96.3	0.0	122.0	101.1	102.8	117.6	114.4	110.6
1990 A	110.7	106.4	122.1	97.7	235.5	116.9	96.3	104.5	122.0	101.1	102.8	117.6	114.4	110.8
1990 S	111.8	106.4	122.1	98.9	237.5	116.9	96.3	0.0	122.0	101.1	102.8	117.6	119.4	111.1

1) POSTAL AND TELEPHONE SERVICES

1) SERVICES DE POSTES ET DES TELEPHONES

H

CONSUMER PRICES

RECREATION AND EDUCATION, ETC

PRIX A LA CONSOMMATION

LOISIRS, SPECTACLES ENSEIGNEMENTS ETC

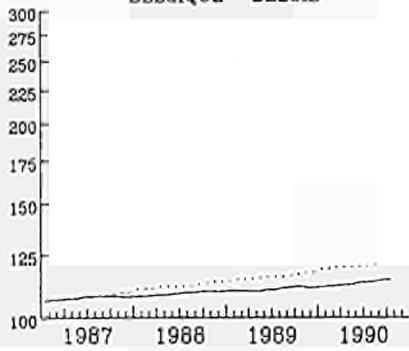
	EUR12	BELGIQUE BELGIE	DANMARK	BR DEUTSCH LAND	ELLAS	ESPANA	FRANCE	IRELAND	ITALIA	LUXEM- BOURG	NEDER- LAND	PORTU- GAL	UNITED KINGDOM	USA
	PRICE INDICES						1985 = 100	INDICES DE PRIX						
1986	104.7	104.3	103.9	101.4	121.9	108.3	104.5	104.5	109.1	102.0	100.7	113.8	104.3	103.3
1987	107.9	107.4	107.6	102.5	150.7	113.4	108.1	108.4	114.0	103.2	100.5	126.9	107.0	106.7
1988	112.1	109.0	112.9	103.8	174.5	118.8	110.2	111.8	122.9	103.4	100.7	155.6	111.3	111.4
1989	115.6	110.7	117.4	103.8	198.0	123.8	112.3	116.1	130.7	104.1	101.2	167.3	116.1	117.1
1988	110.7	107.9	111.5	104.5	161.8	116.7	109.3	0.0	120.1	104.3	100.8	149.1	108.6	109.3
1988	111.0	108.0	111.5	104.4	162.1	117.0	109.6	111.4	120.5	104.8	100.6	151.5	109.0	109.5
1988	111.1	108.2	112.2	104.3	164.8	117.7	109.7	0.0	121.2	103.3	100.4	152.0	109.0	110.1
1988	111.7	108.5	112.2	104.2	167.5	118.0	109.9	0.0	121.5	103.3	100.4	153.0	111.1	110.7
1988	111.9	108.5	112.9	104.1	169.4	118.3	110.0	110.9	121.8	103.2	100.2	154.4	111.5	110.8
1988	111.8	108.9	112.9	103.7	172.9	118.2	110.1	0.0	121.8	102.9	100.2	154.6	111.4	111.1
1988	111.9	109.3	112.9	103.3	174.6	118.6	110.1	0.0	122.2	103.1	100.7	155.1	111.5	111.5
1988	112.0	109.4	112.9	102.9	174.9	118.7	110.1	111.3	123.2	102.7	100.9	156.8	111.7	111.7
1988	112.5	109.6	113.6	103.0	188.5	119.8	110.4	0.0	123.3	103.3	101.0	158.0	112.4	112.3
1988	113.3	110.0	114.3	103.4	186.6	120.6	110.8	0.0	126.1	103.6	101.0	161.0	112.7	112.7
1988	113.7	109.8	114.3	103.7	185.0	121.3	111.0	113.7	126.8	103.7	101.0	160.5	113.1	113.1
1988	113.8	109.7	114.3	104.0	185.9	121.3	110.8	0.0	126.9	103.2	100.8	161.0	113.2	113.6
1989	114.2	110.1	116.3	103.7	186.1	122.2	111.4	0.0	128.1	104.0	101.4	161.7	113.4	114.6
1989	114.4	110.1	116.3	103.8	185.7	122.3	111.5	114.2	128.9	104.4	101.1	162.6	113.7	115.0
1989	114.7	109.9	117.0	103.8	186.9	122.5	111.4	0.0	130.0	103.9	101.2	163.1	113.9	115.4
1989	115.0	109.9	117.0	103.8	193.8	122.8	111.6	0.0	130.1	104.1	101.2	163.7	114.6	116.1
1989	115.3	109.8	117.0	103.7	197.8	122.9	111.9	115.8	130.4	103.7	101.1	165.0	115.6	116.1
1989	115.4	110.5	117.0	103.5	201.0	123.1	112.2	0.0	130.3	104.1	101.0	165.6	115.9	116.8
1989	115.6	110.6	117.7	103.4	200.5	123.0	112.3	0.0	130.8	103.7	101.0	166.4	116.3	117.4
1989	115.7	111.1	117.7	103.4	198.9	123.1	112.4	116.2	130.9	103.8	101.0	169.2	116.4	117.8
1989	116.1	111.5	118.4	103.5	205.1	124.5	112.6	0.0	131.3	103.8	101.1	169.4	117.2	118.3
1989	116.7	111.7	118.4	103.8	204.4	126.0	112.8	0.0	131.8	103.9	101.4	173.3	117.9	118.8
1989	117.2	111.4	118.4	104.3	206.3	126.5	112.9	118.4	132.6	104.8	101.6	173.4	119.0	119.0
1989	117.4	111.3	118.4	104.6	208.9	127.1	113.0	0.0	132.8	104.7	101.4	174.5	119.0	119.5
1990	118.9	111.5	119.7	106.1	209.0	127.6	113.4	0.0	138.0	106.5	101.9	176.1	119.6	120.2
1990	119.2	111.9	119.7	106.5	210.2	127.8	113.5	118.4	138.7	107.3	101.8	178.6	120.0	120.7
1990	119.5	111.9	120.4	106.5	220.7	128.9	113.8	0.0	138.8	106.5	102.0	179.2	120.4	121.1
1990	119.7	112.5	120.4	105.8	225.4	129.1	114.1	0.0	139.0	106.8	102.0	179.8	121.8	121.6
1990	119.8	112.5	121.1	106.1	227.2	129.2	114.3	118.4	139.2	106.3	101.9	161.0	122.5	121.9
1990	120.0	113.4	121.8	106.0	231.0	129.6	114.4	0.0	139.4	106.4	102.1	161.6	122.8	122.1
1990	120.0	113.6	121.8	105.7	232.3	129.9	114.6	0.0	140.1	106.2	102.3	163.9	122.8	122.8
1990	120.3	113.7	121.8	105.6	231.6	130.0	114.7	118.6	141.5	105.6	102.4	167.1	123.2	123.1
1990	121.1	114.5	121.8	105.8	245.4	132.1	115.0	0.0	142.1	106.9	102.7	167.8	124.6	:

VERBRAUCHERPREISE
ERHOLUNG, UNTERHALTUNG, BILDUNG

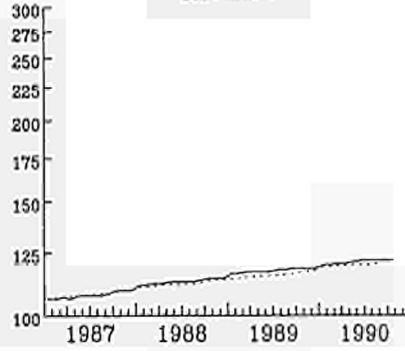
CONSUMER PRICES
RECREATION, EDUCATION ETC
1985 = 100

PRIX A LA CONSOMMATION
LOISIRS, SPECTACLES, ENSEIGNEMENT ETC

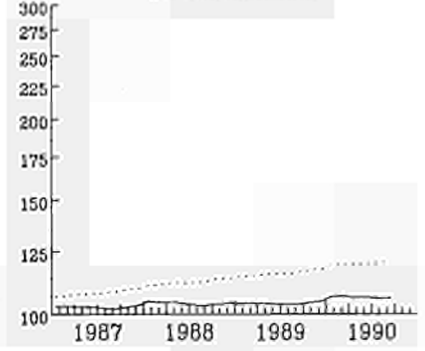
BELGIQUE - BELGIE



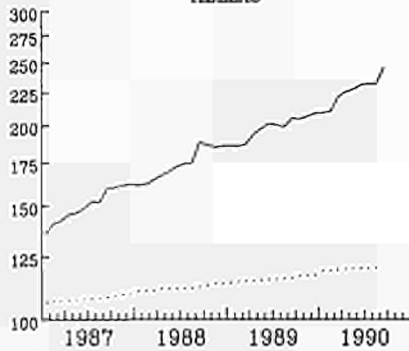
DANMARK



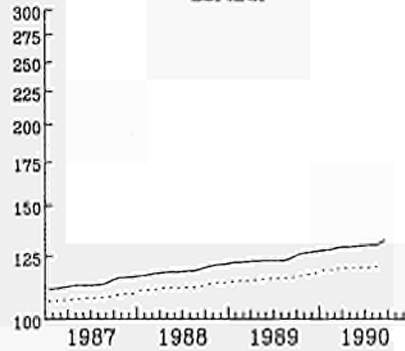
BR DEUTSCHLAND



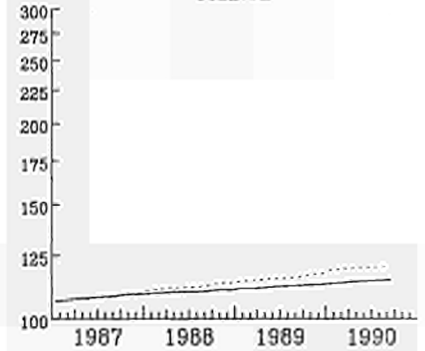
HELLAS



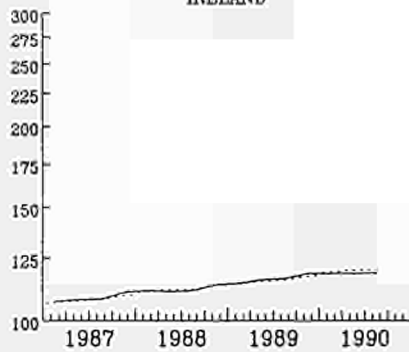
ESPAÑA



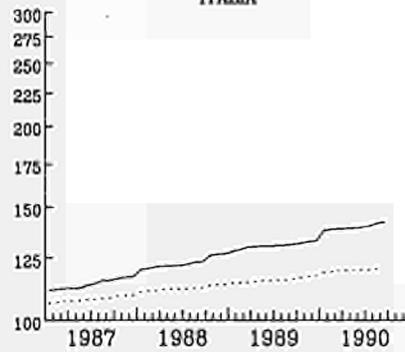
FRANCE



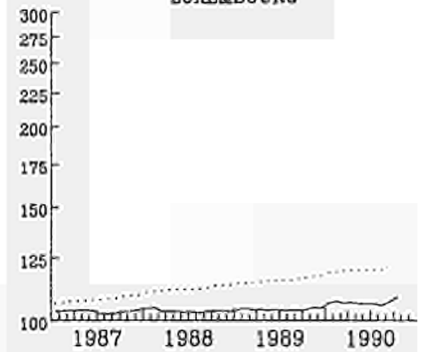
IRELAND



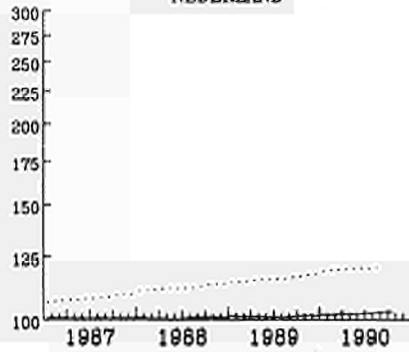
ITALIA



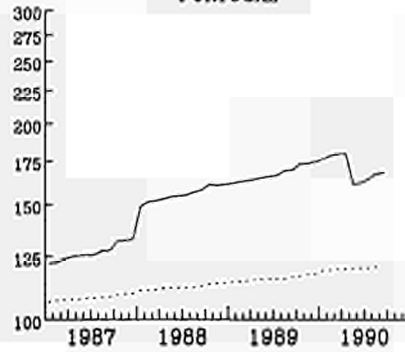
LUXEMBOURG



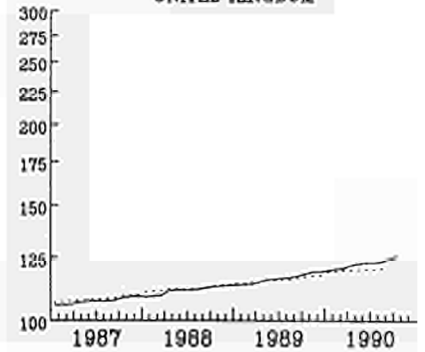
NEDERLAND



PORTUGAL



UNITED KINGDOM



EINFACH-LOGARITHMISCHE SKALA

..... EUR 12
SEMI-LOGARITHMIC SCALE

ECHELLE SEMI-LOGARITHMIQUE

H1

CONSUMER PRICES
RECREATIONAL GOODSPRIX A LA CONSOMMATION
ARTICLES RECREATIFS

	EUR12	BELGIQUE BELGIE	DANMARK	BR DEUTSCH LAND	ELLAS	ESPANA	FRANCE	IRELAND	ITALIA	LUXEM- BOURG	NEDER- LAND	PORTU- GAL	UNITED KINGDOM	USA
	PRICE INDICES					1985 = 100			INDICES DE PRIX					
1986 Ø	102.7	102.6	103.1	100.2	129.3	106.1	103.3	100.9	104.9	:	98.8	:	103.8	96.3
1987 Ø	103.8	100.7	104.1	99.9	161.1	108.9	106.0	101.6	108.0	:	96.1	:	104.1	98.5
1988 Ø	104.3	101.0	106.4	99.3	172.5	109.6	106.0	102.4	111.4	:	93.8	:	104.5	102.6
1989 Ø	105.2	108.7	107.0	98.5	188.5	109.3	105.9	103.9	115.4	:	92.2	:	105.3	106.8
1988 J	104.2	103.1	105.2	99.6	171.0	109.3	105.8	0.0	109.8	101.7	95.0	:	103.9	100.7
1988 F	104.2	103.2	105.9	99.5	165.5	109.3	105.8	102.2	110.1	102.5	94.5	:	104.0	100.7
1988 M	104.3	103.4	105.9	99.5	174.3	109.3	106.0	0.0	110.6	99.4	93.8	:	104.1	101.1
1988 A	104.4	103.8	106.7	99.5	174.6	109.9	106.0	0.0	110.8	99.3	93.3	:	104.6	101.8
1988 M	104.1	94.9	106.7	99.3	173.1	110.0	106.0	102.4	111.1	99.1	93.2	:	104.9	102.1
1988 J	104.1	95.0	106.7	99.3	172.1	109.5	106.0	0.0	111.1	98.6	93.4	:	104.7	102.4
1988 J	104.1	95.0	106.7	99.3	171.3	109.6	106.0	0.0	111.3	98.1	93.7	:	104.6	102.8
1988 A	104.2	94.9	105.9	99.2	161.3	109.8	106.0	102.3	111.7	97.3	94.0	:	104.8	102.9
1988 S	104.5	104.9	105.9	99.2	171.3	109.5	106.0	0.0	112.0	98.3	94.1	:	104.4	103.4
1988 O	104.7	105.5	106.7	99.2	176.4	109.5	106.2	0.0	112.4	98.3	93.9	:	104.6	103.7
1988 N	104.6	104.7	107.5	99.1	181.4	109.8	106.1	102.8	112.4	98.2	93.7	:	104.4	104.5
1988 D	104.7	103.7	107.5	99.2	178.0	109.4	105.8	0.0	113.1	97.2	93.4	:	104.6	104.8
1989 J	104.8	104.3	107.5	99.2	185.7	109.5	105.9	0.0	113.4	98.6	93.2	:	104.4	105.3
1989 F	104.9	104.3	106.7	99.1	181.0	109.5	105.8	103.3	114.7	99.1	92.7	:	104.6	105.6
1989 M	105.0	103.5	106.7	99.2	185.2	109.0	105.8	0.0	114.8	97.1	92.7	:	104.8	105.7
1989 A	105.0	103.6	106.7	99.0	186.3	109.4	105.9	0.0	114.9	97.1	92.1	:	105.0	106.1
1989 M	105.0	103.6	106.7	98.7	188.7	109.5	106.0	104.0	115.2	96.2	91.8	:	105.1	106.4
1989 J	104.8	104.3	106.7	98.2	190.5	109.0	106.1	0.0	114.8	97.0	91.6	:	105.2	106.6
1989 J	104.7	104.0	106.7	97.8	184.4	109.2	106.2	0.0	115.0	96.1	91.6	:	105.3	106.9
1989 A	104.6	105.0	106.7	97.5	177.5	109.2	106.0	104.1	115.2	96.1	91.6	:	105.2	107.0
1989 S	104.9	105.0	107.5	97.6	188.8	109.4	106.0	0.0	115.9	96.1	91.8	:	105.4	107.5
1989 O	105.2	105.2	107.5	97.8	195.2	109.1	105.9	0.0	116.5	96.5	92.2	:	105.8	108.1
1989 N	106.5	130.3	107.5	98.7	196.9	109.2	105.8	104.4	117.1	97.8	92.6	:	106.6	108.2
1989 D	106.7	131.0	107.5	99.1	202.4	109.0	105.8	0.0	117.5	97.6	92.1	:	106.6	108.4
1990 J	106.1	104.1	106.7	99.9	198.3	109.0	105.6	0.0	117.8	99.4	92.0	:	106.6	109.1
1990 F	106.6	104.8	106.7	100.5	200.2	109.0	105.7	103.6	118.6	100.1	91.8	:	107.2	109.2
1990 M	106.7	104.6	106.7	100.3	206.0	108.5	105.8	0.0	118.8	98.5	91.7	:	107.6	109.8
1990 A	106.4	105.5	106.7	98.9	208.1	108.7	105.9	0.0	118.9	98.8	91.5	:	108.0	110.1
1990 M	106.6	105.4	107.5	99.1	209.7	108.9	106.1	102.0	119.3	97.8	91.2	:	108.2	110.3
1990 J	106.7	106.2	107.5	98.8	213.6	108.9	106.2	0.0	119.5	97.9	91.5	:	108.2	110.1
1990 J	106.4	106.1	107.5	98.1	209.8	108.9	106.2	0.0	119.6	97.4	91.8	:	108.0	110.9
1990 A	106.4	106.3	107.5	97.7	203.3	109.0	106.2	102.1	120.0	96.1	91.8	:	108.3	111.3
1990 S	106.7	106.8	107.5	97.8	213.2	109.3	106.2	0.0	120.3	98.5	92.2	:	108.6	111.4

H2

CONSUMER PRICES
RECREATIONAL SERVICES

PRIX A LA CONSOMMATION
SERVICES DE LOISIRS

	EUR12	BELGIQUE BELGIE	DANMARK	BR DEUTSCH LAND	ELLAS	ESPANA	FRANCE	IRELAND	ITALIA	LUXEM- BOURG	NEDER- LAND	PORTU- GAL	UNITED KINGDOM	USA
	PRICE INDICES				1985 = 100				INDICES DE PRIX					
1986 Ø	106.2	105.4	103.0	101.0	114.5	108.7	104.7	102.7	114.1	:	101.5	109.5	104.7	105.3
1987 Ø	110.1	109.1	108.1	102.2	134.1	116.3	108.8	105.5	116.8	:	102.8	120.7	107.7	110.1
1988 Ø	117.3	110.8	114.9	104.1	166.8	125.2	113.3	105.7	129.8	:	104.8	135.5	114.5	115.2
1989 Ø	123.1	109.8	121.5	105.9	190.0	131.9	118.7	108.1	138.2	:	106.6	148.8	121.9	122.1
1988 J	115.4	110.0	113.5	105.8	153.6	121.9	111.3	0.0	127.1	110.3	104.0	128.6	109.7	113.1
1988 F	115.7	110.1	113.9	105.8	157.2	122.4	112.1	106.8	127.3	110.7	104.2	130.1	109.8	113.4
1988 M	115.9	110.2	113.9	105.1	157.3	123.8	112.1	0.0	127.7	110.7	104.3	130.6	110.0	114.1
1988 A	116.5	110.3	114.2	104.9	157.3	124.4	112.5	0.0	127.7	110.7	104.7	132.3	114.7	114.6
1988 M	116.6	110.3	114.2	104.8	157.4	125.1	112.8	104.1	127.7	110.7	104.7	133.8	114.8	114.5
1988 J	116.6	110.4	114.2	104.0	160.4	125.0	113.0	0.0	127.8	110.7	104.7	134.4	114.8	114.9
1988 J	116.5	110.5	114.5	103.1	160.4	125.4	113.0	0.0	128.2	110.7	104.9	135.3	114.7	115.2
1988 A	116.3	110.6	114.8	102.2	160.4	125.5	113.2	105.2	128.2	110.7	104.9	138.0	114.9	115.6
1988 S	117.8	111.8	116.3	102.4	183.0	126.5	113.9	0.0	128.2	110.7	105.2	139.7	117.1	116.0
1988 O	119.6	111.9	116.3	102.9	184.8	127.1	114.8	0.0	135.6	110.7	105.3	140.2	117.1	116.8
1988 N	120.1	112.0	116.3	103.6	185.0	127.4	115.3	106.7	136.1	110.7	105.4	141.0	118.2	116.7
1988 D	120.4	112.0	116.3	104.3	185.0	128.1	115.2	0.0	136.3	110.7	105.4	141.7	118.3	117.3
1989 J	121.5	112.2	120.6	105.1	185.0	129.3	117.4	0.0	137.1	110.7	106.4	142.7	118.7	118.6
1989 F	121.7	112.2	120.6	105.4	185.0	129.2	117.9	107.1	137.3	110.7	106.4	144.1	118.9	119.4
1989 M	121.9	112.3	120.6	105.4	185.3	130.1	118.1	0.0	137.5	113.6	106.5	145.3	118.9	119.9
1989 A	122.2	112.2	120.9	105.4	185.7	130.7	118.4	0.0	137.0	113.6	106.6	146.0	120.3	120.9
1989 M	122.4	105.7	121.3	105.6	185.7	131.2	118.4	107.5	137.8	113.6	106.6	147.5	121.0	120.8
1989 J	122.3	105.7	121.3	105.7	187.4	132.1	115.8	0.0	138.0	113.6	106.6	148.3	121.3	121.8
1989 J	122.8	106.1	121.3	105.8	187.5	131.2	119.1	0.0	138.4	113.6	106.4	149.1	122.0	122.8
1989 A	123.0	106.4	121.3	106.0	187.5	131.3	119.2	107.9	138.4	113.6	106.4	151.1	122.4	123.3
1989 S	123.8	113.9	122.5	106.2	187.6	132.9	119.6	0.0	138.5	113.6	106.6	151.5	124.2	123.8
1989 O	124.5	114.0	122.5	106.5	189.3	134.8	120.1	0.0	139.2	113.6	107.0	152.9	124.4	124.3
1989 N	125.3	108.3	122.5	106.6	206.2	135.9	120.4	109.9	139.5	113.6	107.1	153.0	125.5	124.7
1989 D	125.2	108.2	122.5	106.6	208.2	134.4	120.4	0.0	139.7	113.6	107.0	154.4	125.5	125.2
1990 J	130.3	114.4	125.7	110.2	208.9	139.9	121.7	0.0	154.6	118.4	107.8	154.3	126.6	126.1
1990 F	130.4	114.5	125.7	110.3	209.3	139.0	122.1	109.7	154.9	118.4	107.8	156.5	126.9	126.8
1990 M	130.8	114.6	126.0	110.4	212.0	139.8	122.5	0.0	155.0	118.6	107.9	157.1	127.1	127.2
1990 A	131.4	114.8	126.3	110.5	212.0	140.6	123.4	0.0	155.2	118.6	108.0	158.6	130.0	127.8
1990 M	131.6	115.0	126.7	110.5	212.8	140.5	123.5	111.2	155.3	118.5	108.0	160.7	130.7	128.1
1990 J	132.0	115.1	126.7	110.6	217.5	140.9	123.6	0.0	155.7	118.6	108.1	161.6	131.5	128.7
1990 J	132.2	115.5	126.7	110.7	217.7	141.2	123.7	0.0	155.8	118.6	108.4	162.1	131.7	129.3
1990 A	132.4	115.6	127.0	110.8	217.9	141.4	123.8	111.1	155.8	118.6	108.4	166.4	132.2	129.7
1990 S	134.7	117.1	127.9	111.1	249.2	143.8	124.5	0.0	156.8	118.5	108.9	167.2	135.2	131.3

H3

CONSUMER PRICES

BOOKS, NEWSPAPERS AND MAGAZINES

PRIX A LA CONSOMMATION

LIVRES, JOURNAUX ET PERIODIQUES

	EUR12	BELGIQUE BELGIE	DANMARK	BR DEUTSCH LAND	ELLAS	ESPANA	FRANCE	IRELAND	ITALIA	LUXEM- BOURG	NEDER- LAND	PORTU- GAL	UNITED KINGDOM	USA
	PRICE INDICES						1985 = 100		INDICES DE PRIX					
1986 Ø	107.0	106.0	106.6	105.2	134.3	116.8	107.0	108.2	108.7	104.1	103.3	113.6	104.8	104.1
1987 Ø	113.1	112.7	113.7	109.0	163.8	122.3	111.5	114.3	118.8	105.7	105.7	124.4	111.9	108.5
1988 Ø	119.3	116.5	122.9	112.2	187.6	128.7	116.0	122.4	131.0	108.1	107.8	135.4	119.8	116.3
1989 Ø	126.3	121.6	131.6	117.0	230.1	137.7	119.2	129.8	144.2	111.9	110.8	142.8	128.8	124.2
1988 J	116.5	115.0	119.5	110.9	170.1	123.6	114.3	0.0	125.9	106.2	107.1	124.4	116.3	113.6
1988 F	117.4	115.5	120.2	111.0	170.1	125.0	115.0	120.7	127.2	106.2	107.3	134.7	117.6	115.0
1988 M	118.0	115.7	120.2	111.6	170.1	127.0	115.4	0.0	128.7	106.6	107.3	136.4	117.7	114.9
1988 A	118.4	116.0	120.6	111.7	170.1	127.0	115.8	0.0	129.5	106.9	107.7	134.3	118.4	114.1
1988 M	118.8	116.1	122.6	112.1	170.1	127.5	116.0	122.0	129.6	106.9	107.0	137.3	119.4	114.3
1988 J	119.0	116.2	122.6	112.4	181.0	127.9	116.1	0.0	129.7	106.9	107.1	135.7	119.4	115.1
1988 J	119.5	116.2	123.4	112.4	184.1	130.1	116.1	0.0	130.4	108.6	108.0	135.4	120.1	115.1
1988 A	120.2	116.4	124.2	112.4	196.7	130.3	116.1	122.5	133.6	108.7	108.3	137.1	120.6	115.5
1988 S	120.5	116.5	124.2	112.5	209.4	130.3	116.4	0.0	134.1	108.9	108.3	136.7	120.9	118.7
1988 O	121.0	117.2	125.4	112.8	209.4	130.3	116.8	0.0	134.1	109.9	108.5	137.8	122.2	119.5
1988 N	121.3	117.8	125.8	113.0	210.2	132.8	116.9	124.4	134.1	110.4	108.6	137.2	122.4	119.5
1988 D	121.6	119.4	126.2	113.1	210.2	132.8	116.9	0.0	135.6	110.5	108.6	138.1	122.4	119.6
1989 J	123.1	120.0	126.6	115.4	210.2	135.7	117.3	0.0	139.2	110.6	109.8	138.8	123.2	120.5
1989 F	123.6	120.1	128.5	115.9	211.6	135.9	117.5	125.2	139.8	111.2	109.9	138.1	123.9	121.8
1989 M	124.4	120.3	130.1	115.9	211.6	137.0	118.0	0.0	143.6	108.5	110.7	137.0	124.2	121.9
1989 A	124.8	120.4	130.1	116.2	214.4	137.0	118.4	0.0	143.7	111.7	110.9	137.3	124.9	122.0
1989 M	125.8	121.3	131.2	116.4	226.1	137.0	118.4	130.3	144.1	112.1	110.9	138.6	128.8	122.0
1989 J	126.2	121.5	131.6	116.6	231.9	137.0	119.1	0.0	144.2	112.1	111.0	139.0	129.2	122.3
1989 J	126.8	121.7	132.8	117.4	231.9	137.9	119.3	0.0	145.1	112.4	111.2	139.5	129.7	122.4
1989 A	127.2	121.9	133.5	117.5	231.9	137.9	119.8	131.1	145.3	112.7	111.1	149.9	129.8	123.1
1989 S	127.6	122.5	133.5	117.8	240.2	138.4	120.3	0.0	145.4	112.9	111.1	148.6	130.2	128.1
1989 O	128.3	122.9	133.9	118.0	245.0	139.2	120.5	0.0	145.8	112.9	111.2	148.3	132.4	128.6
1989 N	129.0	123.2	133.6	118.1	250.9	139.2	120.6	132.5	147.2	113.0	111.2	147.9	134.4	128.8
1989 D	129.2	123.6	134.0	118.3	255.1	139.5	121.0	0.0	147.2	113.0	111.2	150.7	134.4	128.9
1990 J	130.1	123.8	134.8	118.7	255.1	140.2	121.7	0.0	147.9	113.5	112.4	157.9	135.3	131.9
1990 F	130.5	123.9	135.9	119.1	255.1	140.2	121.9	133.3	148.6	114.7	112.4	162.8	135.5	133.4
1990 M	131.3	124.1	137.1	119.3	260.6	148.4	122.5	0.0	148.7	115.0	113.2	164.4	136.0	133.5
1990 A	131.8	124.7	138.3	119.6	270.8	148.4	122.8	0.0	148.8	115.3	113.6	163.7	137.0	133.5
1990 M	132.5	125.0	139.4	120.5	270.8	148.4	123.2	133.2	149.0	115.5	113.6	159.8	139.0	133.5
1990 J	133.0	127.7	139.8	120.9	279.6	151.5	123.5	0.0	149.0	115.7	113.6	160.3	139.2	133.4
1990 J	133.8	127.9	140.2	121.0	279.6	152.2	124.0	0.0	151.6	115.9	113.7	173.0	139.3	133.8
1990 A	135.0	127.9	139.5	121.5	279.6	152.2	124.4	133.9	156.3	116.2	113.9	179.7	139.8	134.0
1990 S	135.5	128.1	139.9	121.8	294.6	154.0	124.9	0.0	156.6	116.5	113.9	179.5	140.5	136.6

CONSUMER PRICES
OTHER GOODS AND SERVICES

PRIX A LA CONSOMMATION
AUTRES BIENS ET SERVICES

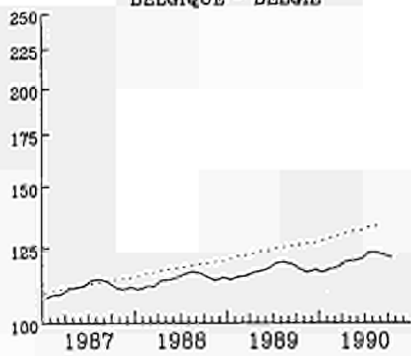
	EUR12	BELGIQUE BELGIE	DANMARK	BR DEUTSCH LAND	ELLAS	ESPANA	FRANCE	IRELAND	ITALIA	LUXEM- BOURG	NEDER- LAND	PORTU- GAL	UNITED KINGDOM	USA	
	PRICE INDICES							1985 = 100	INDICES DE PRIX						
1986 Ø	106.6	107.4	104.2	103.5	126.3	112.3	104.4	106.7	108.3	105.6	101.5	117.6	104.9	104.5	
1987 Ø	112.0	111.0	108.3	105.5	148.8	119.7	110.3	111.3	115.6	108.0	102.7	129.7	109.8	108.8	
1988 Ø	117.8	113.8	112.6	108.8	163.9	127.5	115.3	114.7	122.8	110.3	103.7	142.1	116.6	116.0	
1989 Ø	124.4	117.0	116.7	111.9	175.2	137.4	120.3	120.0	131.0	114.3	105.3	160.7	124.3	125.0	
1988 J	114.9	110.3	110.3	107.3	155.9	123.5	112.8	0.0	119.2	108.7	103.2	135.8	113.2	112.9	
1988 F	115.6	111.4	111.0	107.8	154.2	124.4	113.3	113.8	120.5	109.1	103.2	136.9	113.8	113.6	
1988 M	116.2	111.3	111.7	108.2	159.5	125.6	113.7	0.0	121.2	109.2	103.2	138.6	114.1	114.0	
1988 A	116.8	113.6	111.7	108.1	161.1	126.3	114.3	0.0	121.7	109.2	103.5	139.2	115.4	114.1	
1988 M	117.3	113.7	112.4	108.4	163.9	126.8	114.6	113.9	122.4	109.4	103.6	138.9	115.8	114.4	
1988 J	117.7	114.5	113.0	108.7	165.1	127.2	115.2	0.0	122.8	109.5	103.7	140.0	116.2	114.7	
1988 J	118.2	115.7	113.0	109.1	166.0	127.8	115.6	0.0	123.0	109.7	103.6	141.6	116.8	115.6	
1988 A	118.7	116.5	113.0	109.5	164.6	128.4	115.9	116.0	123.5	110.7	103.8	143.3	117.5	116.4	
1988 S	119.1	116.1	113.7	109.4	166.1	129.1	116.3	0.0	124.0	111.7	103.9	145.4	118.2	118.5	
1988 O	119.4	114.6	113.7	109.4	168.7	129.6	116.7	0.0	124.4	111.8	104.0	146.0	118.8	119.0	
1988 N	119.9	113.4	113.7	109.6	170.5	130.2	117.1	115.2	125.1	111.9	104.0	149.1	119.5	119.4	
1988 D	120.3	114.6	114.4	109.9	171.8	130.5	117.2	0.0	125.6	112.2	104.2	151.0	119.7	119.6	
1989 J	121.2	113.7	115.1	111.1	169.2	132.2	117.7	0.0	126.5	112.9	104.3	152.6	120.9	121.4	
1989 F	121.9	114.8	115.1	111.2	167.4	133.4	118.1	118.3	128.2	112.9	104.5	155.7	121.3	122.0	
1989 M	122.3	115.0	115.7	111.3	170.6	134.8	117.7	0.0	128.9	113.4	104.5	156.3	121.8	122.3	
1989 A	123.2	116.3	115.7	111.4	177.1	135.9	118.6	0.0	129.6	113.6	104.7	158.2	122.9	122.5	
1989 M	123.9	116.7	116.4	111.8	174.9	136.5	119.8	119.3	130.7	113.6	105.2	159.1	123.4	123.1	
1989 J	124.3	117.6	116.4	112.1	176.0	137.1	120.2	0.0	131.1	114.2	105.3	159.4	123.7	123.9	
1989 J	124.8	119.6	117.1	112.2	173.7	138.0	120.6	0.0	131.5	114.8	105.4	161.1	124.5	124.7	
1989 A	125.3	119.9	117.1	112.2	171.0	138.7	121.0	121.6	132.1	114.8	105.6	163.3	125.4	125.9	
1989 S	125.8	119.1	117.1	112.2	176.4	139.6	121.5	0.0	132.5	114.8	105.7	163.9	126.0	128.0	
1989 O	126.3	117.6	117.8	112.2	178.5	140.3	122.0	0.0	133.0	115.0	105.9	164.3	126.9	128.5	
1989 N	126.7	116.2	118.4	112.4	181.5	140.6	122.3	120.8	133.6	115.6	106.1	166.5	127.4	128.6	
1989 D	127.0	117.3	118.4	112.5	185.6	141.2	122.6	0.0	134.3	115.7	106.1	168.2	127.4	129.4	
1990 J	127.9	116.3	118.4	113.0	184.7	143.1	123.1	0.0	135.0	116.1	106.5	169.0	129.1	130.4	
1990 F	128.9	117.6	119.1	113.9	184.4	144.7	123.8	122.5	136.5	116.4	106.8	172.9	129.7	131.0	
1990 M	129.6	118.1	119.1	114.2	192.0	146.2	124.4	0.0	137.1	116.7	106.9	171.7	130.3	131.4	
1990 A	130.6	120.0	119.8	114.3	196.5	147.2	125.0	0.0	137.4	118.0	107.2	174.9	132.5	131.9	
1990 M	131.4	120.5	119.8	114.3	198.4	148.5	125.4	122.8	138.0	118.3	107.5	180.5	133.9	132.6	
1990 J	131.9	120.9	119.8	114.5	199.4	149.2	126.0	0.0	138.5	118.2	107.7	180.9	134.6	133.5	
1990 J	133.0	123.4	120.5	116.1	196.6	150.4	126.4	0.0	139.1	119.4	107.7	182.0	136.0	134.8	
1990 A	133.3	123.5	120.5	114.7	194.2	151.4	126.7	127.1	140.0	121.0	107.7	185.3	137.0	135.8	
1990 S	134.1	122.6	120.5	114.7	204.7	152.7	127.2	0.0	140.7	121.6	107.9	187.0	138.0	137.7	

VERBRAUCHERPREISE
SONSTIGE GUTER UND DIENSTLEISTUNGEN

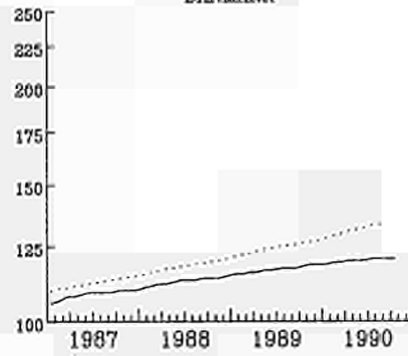
CONSUMER PRICES
OTHER GOODS AND SERVICES
1985 = 100

PRIX A LA CONSOMMATION
AUTRES BIENS ET SERVICES

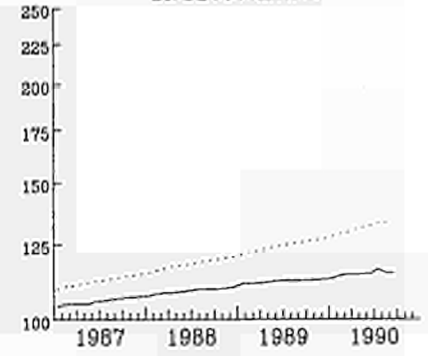
BELGIQUE - BELGIE



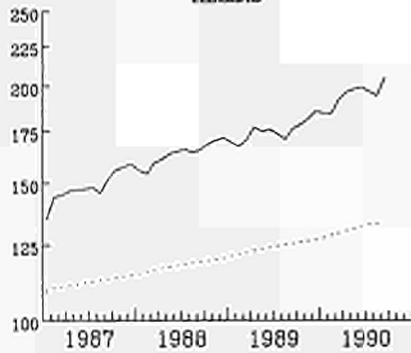
DANMARK



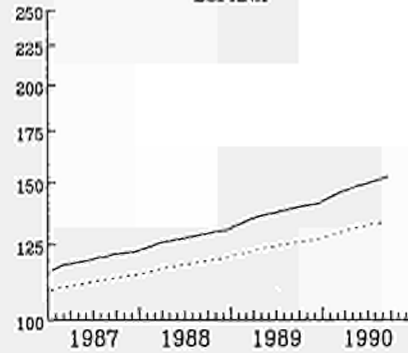
BR DEUTSCHLAND



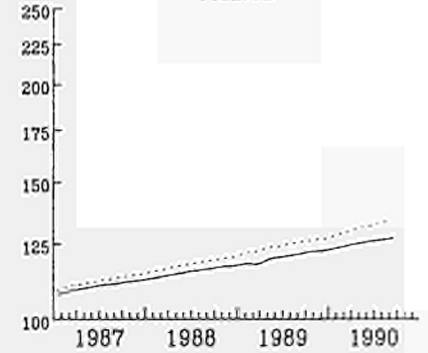
HELLAS



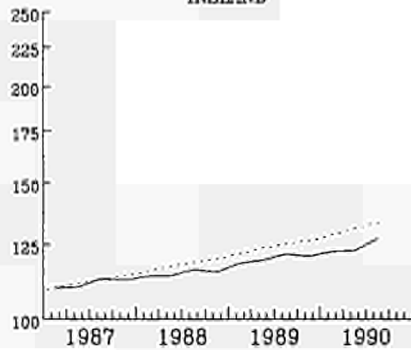
ESPAÑA



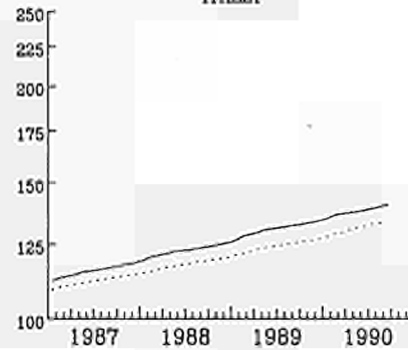
FRANCE



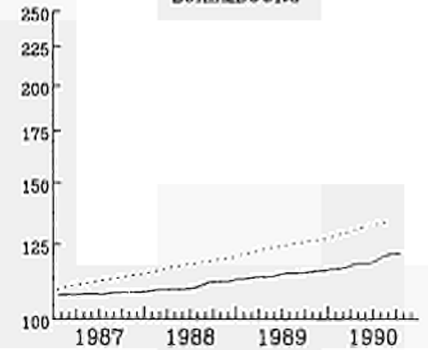
IRELAND



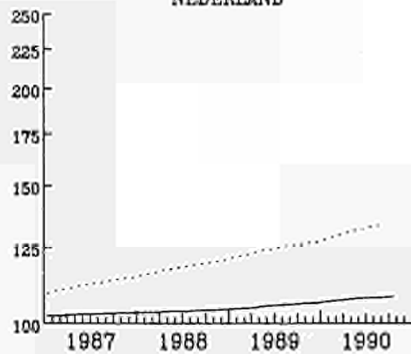
ITALIA



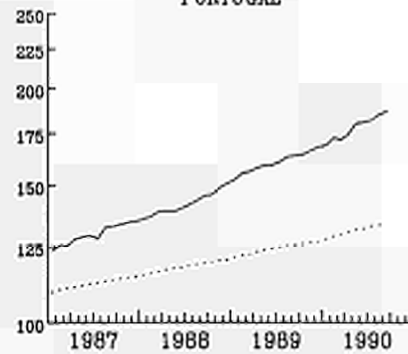
LUXEMBOURG



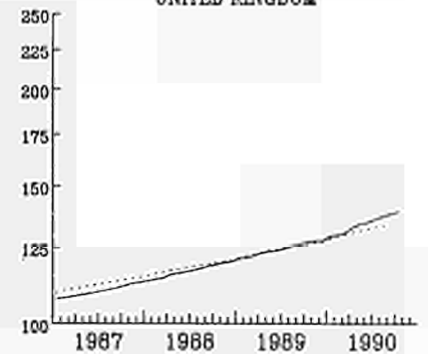
NEDERLAND



PORTUGAL



UNITED KINGDOM



EINFACH-LOGARITHMISCHE SKALA

..... EUR 12
SEM-LOGARITHMIC SCALE

ECHELLE SEMI-LOGARITHMIQUE

CONSUMER PRICES

EXPENDITURE IN HOTELS, PUBS AND RESTAURANTS

PRIX A LA CONSOMMATION

DEPENSES POUR HOTELS, CAFES ET RESTAURANTS

	EUR12	BELGIQUE BELGIE	DANMARK	BR DEUTSCH LAND	ELLAS	ESPANA	FRANCE	IRELAND	ITALIA	LUXEM- BOURG	NEDER- LAND	PORTU- GAL	UNITED KINGDOM	USA
	PRICE INDICES					1985 = 100			INDICES DE PRIX					
1986 Ø	106.8	106.0	104.7	102.1	121.6	113.0	104.8	107.9	109.5	106.0	102.2	115.1	104.5	104.0
1987 Ø	113.0	110.1	108.8	103.9	147.0	121.0	112.2	113.1	116.5	108.4	104.0	127.7	109.3	108.2
1988 Ø	119.6	113.0	113.1	105.7	169.2	129.7	118.6	117.8	124.9	110.6	105.6	140.8	116.2	112.5
1989 Ø	127.4	116.9	116.5	109.3	197.0	141.1	124.8	122.8	134.1	115.2	107.8	164.9	123.5	117.7
1988 J	116.2	111.6	111.1	104.8	154.9	125.2	115.6	0.0	120.7	108.8	104.8	133.6	112.7	110.3
1988 F	116.9	111.9	111.8	105.0	156.6	126.3	116.1	117.1	122.1	109.1	104.8	133.3	113.2	110.6
1988 M	117.7	112.1	111.8	105.2	159.5	127.6	116.6	0.0	123.2	109.1	104.8	136.5	113.6	111.1
1988 A	118.6	112.3	112.5	105.3	166.3	128.4	117.4	0.0	123.9	109.1	105.4	136.5	115.0	111.5
1988 M	119.0	112.6	113.1	105.5	166.2	128.9	118.0	117.7	124.5	109.1	105.5	136.7	115.5	111.8
1988 J	119.5	112.8	113.1	105.5	169.2	129.3	118.6	0.0	125.1	109.1	105.8	137.2	115.9	112.3
1988 J	119.9	112.8	113.1	105.7	171.3	130.1	119.0	0.0	125.3	109.5	105.6	140.2	116.3	112.8
1988 A	120.5	113.3	113.8	106.0	174.2	130.8	119.4	118.0	125.7	111.3	105.8	142.0	117.1	113.2
1988 S	121.2	113.8	113.8	106.0	178.5	131.6	120.0	0.0	126.4	112.8	106.1	146.6	118.0	113.7
1988 O	121.6	114.0	113.8	106.1	176.3	132.1	120.5	0.0	127.0	113.1	106.2	146.7	118.7	114.0
1988 N	121.9	114.2	114.5	106.4	173.6	132.8	120.9	118.4	127.4	113.1	106.2	148.1	119.3	114.3
1988 D	122.6	114.9	114.5	106.5	183.2	133.2	121.0	0.0	128.0	113.1	106.3	152.4	119.5	114.7
1989 J	123.4	115.3	115.2	108.0	176.2	135.2	121.4	0.0	129.4	113.5	106.4	153.2	120.2	115.2
1989 F	124.2	115.7	115.8	108.2	177.9	136.5	122.0	121.6	131.2	113.5	106.5	157.3	120.5	115.7
1989 M	125.1	115.9	115.8	108.3	182.5	138.1	122.7	0.0	132.4	113.8	106.9	157.4	121.1	116.2
1989 A	126.2	116.0	115.8	108.6	195.3	139.4	123.5	0.0	133.4	114.2	107.5	161.8	121.7	116.6
1989 M	126.8	116.3	115.8	108.8	195.6	140.1	124.2	122.6	134.3	114.2	107.7	162.4	122.3	117.1
1989 J	127.4	117.1	115.8	109.4	198.5	140.7	124.6	0.0	134.9	114.8	107.8	163.9	122.8	117.5
1989 J	128.1	117.3	116.5	109.6	201.7	141.8	125.2	0.0	135.4	115.8	108.0	166.0	123.5	118.1
1989 A	128.8	117.6	116.5	109.8	205.8	142.7	125.6	123.3	136.1	115.8	108.1	170.8	124.7	118.4
1989 S	129.4	117.8	117.2	109.9	208.6	143.7	126.3	0.0	136.5	115.9	108.3	171.2	125.5	119.0
1989 O	128.2	117.9	117.8	110.1	205.6	144.5	127.0	0.0	129.4	116.8	108.6	170.1	126.5	119.3
1989 N	130.2	118.1	117.8	110.3	201.8	144.8	127.4	123.8	137.7	116.8	108.8	170.6	126.9	119.7
1989 D	131.0	118.2	117.8	110.6	213.9	145.5	127.6	0.0	138.7	116.8	108.9	174.5	126.9	120.0
1990 J	131.9	118.6	119.2	111.1	209.2	147.6	128.2	0.0	139.8	117.0	109.2	179.2	128.4	120.4
1990 F	133.2	119.0	119.2	111.5	211.8	149.3	129.2	125.8	142.6	117.0	109.4	184.9	128.9	121.1
1990 M	133.9	119.5	119.2	111.8	221.4	151.1	130.0	0.0	142.6	117.0	109.5	179.1	129.5	121.8
1990 A	135.4	121.2	119.2	112.0	230.2	152.2	130.7	0.0	143.3	118.8	110.2	186.3	132.6	122.4
1990 M	136.5	122.4	119.9	112.1	239.2	153.6	131.2	126.9	144.1	119.3	110.5	192.5	134.3	122.9
1990 J	137.3	122.9	119.9	112.9	241.2	154.4	132.0	0.0	145.0	118.9	110.7	191.8	135.1	123.3
1990 J	138.2	123.1	119.9	113.3	244.4	155.9	132.5	0.0	145.9	120.5	110.9	194.7	136.4	123.7
1990 A	139.0	123.3	119.9	113.5	247.8	157.0	132.9	127.6	146.7	122.9	110.9	199.7	137.6	124.1
1990 S	139.9	123.6	120.5	113.7	251.8	158.3	133.6	0.0	147.7	123.4	111.1	202.6	138.8	124.4

K

CONSUMER PRICES
ENERGY PRODUCTS

PRIX A LA CONSOMMATION
PRODUITS ENERGETIQUES

	EUR12	BELGIQUE BELGIE	DANMARK	BR DEUTSCH LAND	ELLAS	ESPANA	FRANCE	IRELAND	ITALIA	LUXEM- BOURG	NEDER- LAND	PORTU- GAL	UNITED KINGDOM	USA	
	PRICE INDICES 1985 = 100 INDICES DE PRIX														
1986	Ø	91.0	80.4	102.8	84.7	116.9	93.7	87.3	93.6	94.4	77.4	89.2	104.7	97.9	86.7
1987	Ø	87.8	74.9	108.3	77.8	122.3	90.0	84.6	92.1	94.9	71.1	75.5	105.7	97.6	87.1
1988	Ø	87.7	72.3	108.9	75.6	125.6	89.5	83.8	91.6	99.0	70.3	73.6	102.9	98.7	87.8
1989	Ø	92.6	76.9	116.0	82.1	128.0	91.6	87.7	95.5	103.6	74.0	73.6	109.8	104.9	92.7
1988	J	86.8	72.3	108.6	75.7	123.8	90.2	82.8	0.0	97.2	70.1	73.3	101.1	96.4	85.9
1988	F	86.8	72.4	108.6	75.4	123.8	91.7	82.4	90.9	98.1	70.1	73.5	102.6	95.9	85.5
1988	M	86.6	71.8	107.2	75.1	123.8	91.7	82.8	0.0	97.9	70.3	73.4	102.6	95.8	85.0
1988	A	87.3	71.8	108.6	75.9	124.0	91.7	83.1	0.0	98.2	69.5	74.1	102.6	97.2	85.8
1988	M	87.4	71.9	109.3	76.2	124.1	88.1	83.5	91.2	98.3	69.1	74.3	103.3	98.1	87.2
1988	J	87.9	72.2	109.3	76.2	126.8	88.6	84.1	0.0	98.1	70.4	74.3	103.3	99.6	89.5
1988	J	88.1	72.7	108.6	76.0	126.8	88.6	84.2	0.0	98.1	70.5	73.8	103.3	100.4	89.9
1988	A	88.5	72.9	109.3	76.2	126.8	88.6	85.2	92.1	100.1	71.0	73.7	103.3	100.2	90.7
1988	S	88.4	72.8	109.3	75.5	126.8	88.6	85.1	0.0	100.1	70.8	73.3	103.3	100.3	90.4
1988	O	87.9	72.4	108.6	74.7	126.8	88.6	84.0	0.0	100.3	70.9	73.2	103.3	100.3	88.4
1988	N	87.9	71.9	109.3	75.0	126.7	88.6	83.7	92.2	100.6	70.9	73.4	103.3	100.2	87.4
1988	D	88.4	72.2	110.0	75.8	126.7	88.6	84.3	0.0	101.2	69.9	73.2	103.3	100.3	87.2
1989	J	89.6	74.0	113.4	79.8	126.9	88.6	85.2	0.0	101.3	70.6	70.9	105.9	100.3	87.5
1989	F	90.1	74.2	113.4	80.1	126.9	89.7	85.6	93.2	101.4	71.9	71.1	107.4	101.0	87.8
1989	M	90.2	74.4	114.1	80.4	126.9	89.4	85.2	0.0	101.5	72.5	71.6	107.4	101.5	88.3
1989	A	92.6	77.7	117.5	83.5	126.9	89.4	88.6	0.0	101.6	72.9	73.4	107.6	104.5	93.3
1989	M	93.2	77.4	117.5	83.2	126.9	89.4	90.0	95.5	101.7	74.3	73.2	107.6	106.2	95.8
1989	J	92.9	76.8	115.4	82.2	126.9	89.4	89.2	0.0	102.0	73.4	73.2	107.6	107.0	97.3
1989	J	92.8	75.9	116.1	81.2	126.9	93.7	87.9	0.0	102.5	75.4	74.6	112.4	106.8	96.8
1989	A	92.6	76.6	116.1	81.1	127.2	93.7	87.5	95.6	102.5	74.8	74.9	112.4	105.8	95.4
1989	S	93.2	78.9	114.7	82.5	127.4	93.7	87.7	0.0	103.0	74.3	75.5	112.4	106.2	94.3
1989	O	94.4	79.2	117.5	83.4	127.7	94.0	88.5	0.0	107.4	75.9	75.2	112.4	106.7	93.0
1989	N	94.4	78.5	117.5	83.2	127.7	94.1	88.5	97.6	108.1	75.8	74.8	112.4	106.7	91.6
1989	D	95.3	79.7	118.8	84.7	136.9	93.8	89.0	0.0	110.4	76.0	74.9	112.4	106.7	91.6
1990	J	96.3	80.7	115.4	85.2	141.7	94.1	89.7	0.0	111.9	78.3	78.2	125.3	107.5	96.0
1990	F	95.5	79.2	114.1	83.1	141.9	95.7	89.3	96.5	111.2	76.1	78.7	125.3	107.0	94.8
1990	M	95.5	79.1	113.4	83.0	141.9	95.7	89.0	0.0	111.5	75.1	78.5	128.0	107.2	93.9
1990	A	96.4	79.2	114.1	82.9	141.9	95.7	88.8	0.0	112.0	75.2	78.4	129.4	111.2	94.1
1990	M	96.8	78.4	112.7	82.5	170.6	95.4	88.6	95.3	111.7	74.3	78.5	129.4	112.7	95.1
1990	J	96.7	77.8	111.3	82.1	170.7	95.4	88.2	0.0	111.6	73.5	78.1	129.4	113.5	97.9
1990	J	97.0	77.9	112.0	82.0	172.4	96.1	88.3	0.0	111.7	72.6	80.4	132.6	113.5	97.2
1990	A	101.2	81.3	117.5	86.7	178.7	98.8	92.5	96.2	117.0	74.3	81.9	132.6	118.1	101.9
1990	S	104.9	87.0	122.9	87.5	202.1	104.2	97.3	0.0	119.8	77.2	84.5	142.9	122.6	107.0

CONSUMER PRICES

PRIX A LA CONSOMMATION

	EUR12	BELGIQUE	DANMARK	BR DEUTSCH LAND	ELLAS	ESPAÑA	FRANCE	IRELAND	ITALIA	LUXEM- BOURG	NEDER- BOURG	PORTU- GAL	UNITED KINGDOM	USA	CANADA	JAPAN
	PRICE INDICES							1985 = 100		INDICES DE PRIX						
1955	:	22.8	13.5	35.2	7.5	5.2	12.7	8.6	8.8	26.9	23.6	3.8	11.6	24.9	22.4	19.5
1956	:	23.4	14.3	36.1	7.8	5.5	12.9	8.9	9.1	27.0	24.3	3.9	12.1	25.3	22.7	19.6
1957	:	24.2	14.4	36.8	8.0	6.1	13.3	9.3	9.2	28.4	25.2	3.9	12.6	26.1	23.4	20.2
1958	:	24.5	14.5	37.6	8.1	6.9	15.3	9.7	9.5	28.4	25.6	4.0	13.0	26.8	24.1	20.2
1959	:	24.8	14.8	38.0	8.3	7.4	16.2	9.7	9.5	28.8	25.8	4.1	13.0	27.1	24.4	20.3
1960	:	24.9	15.0	38.6	8.4	7.6	16.8	9.8	9.7	28.7	26.4	4.1	13.1	27.5	24.6	20.9
1961	16.4	25.1	15.5	39.5	8.5	7.7	17.3	10.1	9.8	28.8	26.8	4.2	13.6	27.8	24.9	22.1
1962	17.2	25.3	16.6	41.1	8.5	8.1	18.2	10.5	10.3	29.1	27.5	4.3	14.2	28.1	25.2	23.6
1963	18.0	26.0	17.7	42.3	8.8	8.8	19.2	10.7	11.1	29.9	28.4	4.4	14.5	28.5	25.6	25.6
1964	18.7	27.1	18.2	43.3	8.8	9.4	19.9	11.5	11.8	30.8	30.0	4.5	14.9	28.8	26.1	26.5
1965	19.5	28.2	19.4	44.7	9.1	10.7	20.4	12.0	12.3	31.9	31.4	4.7	15.7	29.3	26.7	28.3
1966	20.2	29.3	20.8	46.3	9.5	11.3	20.9	12.4	12.6	32.7	33.2	4.9	16.3	30.2	27.7	29.8
1967	20.9	30.2	22.6	47.0	9.7	12.1	21.5	12.8	13.0	33.7	34.3	5.2	16.7	31.0	28.7	30.9
1968	21.5	31.0	24.3	47.8	9.7	12.7	22.5	13.4	13.2	34.5	35.7	5.5	17.5	32.3	29.9	32.5
1969	22.4	32.0	25.2	48.7	10.0	12.9	24.0	14.4	13.6	35.8	38.3	6.0	18.4	34.1	31.2	34.3
1970	23.6	35.1	26.7	50.3	10.3	13.7	25.3	15.6	14.2	37.0	40.0	6.4	19.6	36.1	32.2	36.9
1971	25.2	36.8	28.3	53.0	10.6	14.8	26.6	17.0	14.9	38.7	43.0	7.2	21.4	37.6	33.2	39.3
1972	26.8	38.9	30.2	55.9	11.1	16.0	28.2	18.4	15.8	40.7	46.4	7.9	23.0	38.9	34.7	41.2
1973	29.2	41.3	33.0	59.8	12.8	17.9	30.3	20.5	17.5	43.2	50.2	9.0	25.1	41.3	37.4	46.0
1974	33.3	46.6	38.0	64.0	16.2	20.7	34.4	24.0	20.8	47.3	55.1	11.2	29.1	45.9	41.5	56.6
1975	37.9	52.3	41.6	67.8	18.4	24.2	38.5	29.0	24.4	52.4	60.6	12.9	36.1	50.0	46.0	63.3
1976	42.4	57.1	45.4	70.7	20.8	28.5	42.2	34.2	28.4	57.5	66.1	15.6	42.1	52.9	49.4	69.3
1977	47.6	61.1	50.4	73.3	23.4	35.4	46.1	38.9	33.7	61.3	70.3	19.9	48.8	56.3	53.4	74.9
1978	52.0	63.9	55.5	75.3	26.3	42.4	50.3	41.9	37.8	63.2	73.3	24.4	52.8	60.6	58.1	78.1
1979	57.5	66.7	60.8	78.4	31.3	49.1	55.7	47.4	43.3	66.1	76.5	30.1	59.9	67.5	63.4	81.0
1980	65.3	71.2	68.3	82.6	39.1	56.7	63.3	56.1	52.5	70.3	81.8	35.2	70.7	76.6	69.9	87.3
1981	73.3	76.6	76.3	87.8	48.7	65.0	71.8	67.5	61.9	76.0	87.2	42.2	79.0	84.5	78.6	91.4
1982	81.1	83.3	84.0	92.5	58.9	74.3	80.3	79.1	72.1	83.1	92.2	51.7	85.8	89.7	87.1	94.1
1983	88.0	89.7	89.9	95.5	70.8	83.4	88.0	87.3	82.7	90.3	94.8	64.8	89.8	92.6	92.1	95.8
1984	94.3	95.4	95.5	97.8	83.8	92.7	94.4	94.9	91.6	96.1	97.8	83.8	94.3	96.6	96.1	98.0
1985	100.0	100.0	100.0	100.0	100.0	100.0	100.0	100.0	100.0	100.0	100.0	100.0	100.0	100.0	100.0	100.0
1986	103.5	101.3	103.6	99.9	123.0	108.8	102.7	103.8	105.8	100.3	100.2	111.7	103.4	101.9	104.1	100.6
1987	106.9	102.9	107.8	100.1	143.2	114.5	105.9	107.1	110.9	100.2	99.8	122.2	107.7	105.7	108.7	100.7
1988	110.7	104.1	112.7	101.4	162.5	120.0	108.7	109.4	116.5	101.7	100.6	133.9	113.0	110.0	113.1	101.4
1989	116.4	107.3	118.1	104.2	184.9	128.2	112.7	113.9	123.8	105.1	101.7	150.8	121.8	115.3	118.7	103.7

M

CONSUMER PRICE

PRIX A LA CONSOMMATION

GENERAL INDEX

INDICE GENERAL

	SWITZERLAND SCHWEIZ	AUSTRIA OESTERREICH	NORWAY NORGE	SWEDEN SVERIGE	FINLAND SUOMI
	PRICE INDEX			INDICES DE PRIX	
			1985 = 100		
1955	33.9	26.9	16.3	15.1	9.7
1956	34.4	27.9	12.6	15.8	10.8
1957	35.0	28.7	16.2	16.5	12.3
1958	35.7	29.2	18.3	17.3	13.4
1959	35.4	29.6	18.6	17.4	13.6
1960	36.0	30.2	18.7	18.1	14.1
1961	36.7	31.2	19.1	18.6	14.4
1962	38.2	32.6	20.2	19.4	15.0
1963	39.5	33.5	20.7	19.9	15.7
1964	40.8	34.8	21.9	20.6	17.3
1965	42.1	36.5	22.8	21.6	18.2
1966	44.1	37.3	23.5	23.0	18.9
1967	45.9	38.8	24.6	24.0	19.9
1968	47.0	39.8	25.5	24.5	21.6
1969	48.2	41.1	26.2	25.2	22.1
1970	50.0	42.8	29.0	26.9	22.7
1971	53.2	44.9	30.9	28.9	24.2
1972	56.8	47.7	33.0	30.6	25.9
1973	61.8	51.3	35.5	32.7	29.0
1974	67.7	56.2	38.9	36.0	34.0
1975	72.3	61.0	43.4	39.5	40.1
1976	73.6	65.4	47.4	43.6	45.8
1977	74.7	69.0	51.6	48.5	51.6
1978	75.3	71.5	55.9	53.4	55.5
1979	78.0	74.1	58.5	57.3	59.5
1980	81.1	78.8	64.9	65.0	66.4
1981	86.4	84.2	73.8	72.9	74.4
1982	91.3	88.8	82.1	79.2	81.5
1983	94.0	91.7	89.1	86.2	88.2
1984	96.7	96.9	94.6	93.1	94.5
1985	100.0	100.0	100.0	100.0	100.0
1986	100.7	101.7	107.2	104.2	103.6
1987	102.2	103.1	116.5	108.6	107.1
1988	104.1	105.1	124.3	114.9	112.6
1989	107.4	107.8	130.0	122.3	120.0

EXPLANATORY NOTES

METHODOLOGY

The consumer price indices given here are the national indices which have different names in each country. As far as trends are concerned, the general index published by EUROSTAT always corresponds to the general index published by the country. The component items of this general index are groups of national indices aggregated according to a harmonized classification conforming to the ESA (European System of Integrated Economic Accounts). For these groups, the price trends correspond to the trends noted by the national indices for the same classification field. The field covered by the general index varies according to country: as regards the population concerned (specific income bracket, certain socio-professional categories or total households), the geographical areas used (capital, urban areas, country as a whole, etc.) or differences in treatments of expenditure on rent, health care, etc... Finally, there is no uniform method for seasonal adjustments. A fixed base system is used in some countries, whereas in others a chain system is used (variable weightings). The reference years used at national level for the indices vary according to country. For ease of comparison, EUROSTAT has chosen 1985 as the common year for the presentation of these indices.

THE CALCULATION OF THE EUR-12 INDEX

The Eur-12 index as calculated by EUROSTAT is a weighted average of national price indices. The weight used is the proportion of each country in the final consumption of households for EUR-12. The values of this consumption in national currency are converted into purchasing power standard (PPS); for this purpose the purchasing power parities of the G.D.P. are used. Up to 1987 purchasing power parities are those which result from the 1980 enquiry, from 1988 onwards they are those from the 1985 enquiry. The index calculated is a chain index of the "Laspeyres" type with weights changing each year. However, the weights are lagged by three years since the national accounts data needed become available only after three years. For example: the weights used for 1990 are those of 1987, for 1989 those of 1986. Moreover, national accounts data are often revised leading to revisions of the consumption weights. In order to avoid continuous modifications in the EUR-12 index for previous periods, EUROSTAT has decided to "freeze" the weights which are used. Thus the EUR-12 index will not be affected by revisions of the national accounts. However when Member States carry out major revisions in the price series for past years, EUR-12 data will be calculated using these new series.

Sources

DEUTSCHLAND	Preise und Preisindizes für die Lebenshaltung STATISTISCHES BUNDESAMT - WIESBADEN/DEUTSCHLAND
FRANCE	Indices des prix à la consommation Bulletin mensuel de statistiques INSEE - PARIS/FRANCE
ITALIA	Indici dei prezzi al consumo ISTAT - ROMA/ITALIA
NEDERLAND	Maandstatistiek van de prijzen C.B.S. - VOORBURG/NEDERLAND
BELGIQUE	Index van de consumptie prijzen Dienst voor het indexcijfer MINISTERIE VAN ECONOMISCHE ZAKEN - BRUSSEL/BELGIE
LUXEMBOURG	Indice des prix à la consommation INDICATEURS RAPIDES STATEC - LUXEMBOURG
UNITED KINGDOM	Retail price index DEPARTEMENT OF EMPLOYMENT - LONDON - UK
IRELAND	Consumer Price Index CENTRAL STATISTICAL OFFICE - DUBLIN/IRELAND
DANMARK	Forbrugerprisindekset Prisstistik DANMARKS STATISTIK - KOBENHAVN/DANMARK
ESPANA	Indice de precios de consumo INSTITUTO NACIONAL DE ESTADISTICA - MADRID - ESPAÑA
PORTUGAL	Indice de precios no consumidor INSTITUTO NACIONAL DE ESTADISTICA - LISBOA - PORTUGAL
GREECE	Consumer price index NATIONAL STATISTICAL OFFICE OF GREECE - ATHENS - GREECE
SCHWEIZ	Landesindex der Konsumentenpreise BUNDESAMT FUER GEWERBE,INDUSTRIE UND ARBEIT - BERN - SCHWEIZ
OESTERREICH	Index der Verbraucherpreise OESTERREICHISCHES STATISTISCHES ZENTRALAMT -WIEN OESTERREICH
NORWAY	Konsumprisindeksen STATISTIK MANEDSHEFTE STATISTIK SENTRALBYRA - OSLO - NORGE
SWEDEN	Konsumpriserna: STATISTISKA MEDELLAN STATISTISKA CENTRALBYRAN - STOCKHOLM/SVERIGE
FINLAND	Consumer price index - MONTHLY BULLETIN CENTRAL STATISTICAL OFFICE OF FINLAND - HELSINKI/FINLAND
U.S.A.	Consumer price index - CPI-U U.S. City - Average for all urban consumers U.S. BUREAU OF LABOR - WASHINGTON - U.S.A.
CANADA	The consumer price index STATISTICS CANADA - OTTAWA/CANADA
JAPAN	Consumer price index STATISTICS BUREAU MANAGEMENT AND COORDINATION AGENCY - TOKYO/JAPAN

Venta y suscripciones • Salg og abonnement • Verkauf und Abonnement • Πωλήσεις και συνδρομές
Sales and subscriptions • Vente et abonnements • Vendita e abbonamenti
Verkoop en abonnementen • Venda e assinaturas

BELGIQUE / BELGIË

Moniteur belge / Belgisch Staatsblad
Rue de Louvain 42 / Leuvenseweg 42
1000 Bruxelles / 1000 Brussel
Tél. (02) 512 00 26
Fax 511 01 84
CCP / Postrekening 000-2005502-27

Autres distributeurs / Overige verkooppunten

**Librairie européenne /
Europese Boekhandel**

Avenue Albert Jonnart 50 /
Albert Jonnartlaan 50
1200 Bruxelles / 1200 Brussel
Tél. (02) 734 02 81
Fax 735 08 60

Jean De Lannoy

Avenue du Roi 202 / Koningslaan 202
1060 Bruxelles / 1060 Brussel
Tél. (02) 538 51 69
Télex 63220 UNBOOK B

CREDOC

Rue de la Montagne 34 / Bergstraat 34
Bte 11 / Bus 11
1000 Bruxelles / 1000 Brussel

DANMARK

**J. H. Schultz Information A/S
EF-Publikationer**

Ottilavej 18
2500 Valby
Tlf. 36 44 22 66
Fax 36 44 01 41
Girokonto 6 00 08 86

BR DEUTSCHLAND

Bundesanzeiger Verlag

Breite Straße
Postfach 10 80 06
5000 Köln 1
Tel. (0221) 20 29-0
Fernschreiber:
ANZEIGER BONN 8 882 595
Fax 20 29 278

GREECE

G.C. Eleftheroudakis SA

International Bookstore
Nikis Street 4
10563 Athens
Tel. (01) 322 63 23
Telex 219410 ELEF
Fax 323 98 21

ESPAÑA

Boletín Oficial del Estado

Trafalgar, 27
28010 Madrid
Tel. (91) 446 60 00

Mundi-Prensa Libros, S.A.

Castelló, 37
28001 Madrid
Tel. (91) 431 33 99 (Libros)
431 32 22 (Suscripciones)
435 36 37 (Dirección)

Télex 49370-MPLI-E
Fax (91) 275 39 98

Sucursal:

Librería Internacional AEDOS
Consejo de Ciento, 391
08009 Barcelona
Tel. (93) 301 86 15
Fax (93) 317 01 41

Generalitat de Catalunya:

Llibreria Rambla dels estudis
Rambla, 118 (Palau Moja)
08002 Barcelona
Tel. (93) 302 66 35
302 64 62

FRANCE

**Journal officiel
Service des publications
des Communautés européennes**

26, rue Desaix
75727 Paris Cedex 15
Tél. (1) 40 58 75 00
Fax (1) 40 58 75 74

IRELAND

Government Publications Sales Office

Sun Alliance House
Molesworth Street
Dublin 2
Tel. 71 03 09

or by post

Government Stationery Office

EEC Section

6th floor
Bishop Street
Dublin 8
Tel. 78 16 66
Fax 78 06 45

ITALIA

Licosa Spa

Via Benedetto Fortini, 120/10
Casella postale 552
50125 Firenze
Tel. (055) 64 54 15
Fax 64 12 57
Telex 570466 LICOSA I
CCP 343 509

Subagenti:

Libreria scientifica Lucio de Biasio - AEIOU

Via Meravigli, 16
20123 Milano
Tel. (02) 80 76 79

Herder Editrice e Libreria

Piazza Montecitorio, 117-120
00186 Roma
Tel. (06) 679 46 28/679 53 04

Libreria giuridica

Via 12 Ottobre, 172/R
16121 Genova
Tel. (010) 59 56 93

GRAND-DUCHÉ DE LUXEMBOURG

Abonnements seulement
Subscriptions only
Nur für Abonnements

Messageries Paul Kraus

11, rue Christophe Plantin
2339 Luxembourg
Tél. 499 88 88
Télex 2515
CCP 49242-63

NEDERLAND

SDU uitgeverij

Christoffel Plantijnstraat 2
Postbus 20014
2500 EA 's-Gravenhage
Tel. (070) 78 98 80 (bestellingen)
Fax (070) 47 63 51

PORTUGAL

Imprensa Nacional

Casa da Moeda, EP
Rua D. Francisco Manuel de Melo, 5
1092 Lisboa Codex
Tel. (01) 69 34 14

Distribuidora de Livros Bertrand, Ld.ª

Grupo Bertrand, SARL
Rua das Terras dos Vales, 4-A
Apartado 37
2700 Amadora Codex
Tel. (01) 493 90 50 - 494 87 88
Telex 15798 BERDIS
Fax 491 02 55

UNITED KINGDOM

HMSO Books (PC 18)
HMSO Publications Centre
51 Nine Elms Lane
London SW8 5DR
Tel. (01) 873 9090
Fax GP3 873 8463

Sub-agent:

Alan Armstrong Ltd
2 Arkwright Road
Reading, Berks RG2 0SQ
Tel. (0734) 75 18 55
Telex 849937 AAALTD G
Fax (0734) 75 51 64

SCHWEIZ / SUISSE / SVIZZERA

OSEC

Stampfenbachstraße 85
8035 Zürich
Tel. (01) 365 51 51
Fax (01) 365 52 21

ÖSTERREICH

**Manz'sche Verlags-
und Universitätsbuchhandlung**

Kohlmarkt 16
1014 Wien
Tel. (0222) 531 61-0
Telex 11 25 00 BOX A
Fax (0222) 531 61-81

TÜRKIYE

Dünya süper veb ofset A.Ş.

Narlıbahçe Sokak No. 15
Cağaloğlu
İstanbul
Tel. 512 01 90
Telex 23822 DSVO-TR

UNITED STATES OF AMERICA

UNIPUB

4611-F Assembly Drive
Lanham, MD 20706-4391
Tel. Toll Free (800) 274 4888
Fax (301) 459 0056
Telex 7108260418

CANADA

Renouf Publishing Co., Ltd

61 Sparks Street
Ottawa
Ontario K1P 5R1
Tel. Toll Free 1 (800) 267 41 64
Ottawa Region (613) 238 89 85-6
Telex 053-4936

JAPAN

Kinokuniya Company Ltd

17-7 Shinjuku 3-Chome
Shinjuku-ku
Tokyo 160-91
Tel. (03) 354 01 31

Journal Department

PO Box 55 Chitose
Tokyo 156
Tel. (03) 439 01 24

SVERIGE

BTJ

Box 200
22100 Lund
Tel. (046) 18 00 00
Fax (046) 18 01 25

AUTRES PAYS
OTHER COUNTRIES
ANDERE LÄNDER

**Office des publications officielles
des Communautés européennes**

2, rue Mercier
L-2985 Luxembourg
Tél. 49 92 81
Télex PUBOF LU 1324 b
Fax 48 85 73
CC bancaire BIL 8-109/6003/700

Price (excl. VAT) in Luxembourg: Single copy ECU 4.40 • Subscription ECU 46.50



OFICINA DE PUBLICACIONES OFICIALES DE LAS COMUNIDADES EUROPEAS
KONTORET FOR DE EUROPEISKE FÆLLESSKABERS OFFICIELLE PUBLIKATIONER
AMT FÜR AMTLICHE VERÖFFENTLICHUNGEN DER EUROPÄISCHEN GEMEINSCHAFTEN
ΥΠΗΡΕΣΙΑ ΕΠΙΣΗΜΩΝ ΕΚΔΟΣΕΩΝ ΤΩΝ ΕΥΡΩΠΑΪΚΩΝ ΚΟΙΝΟΤΗΤΩΝ
OFFICE FOR OFFICIAL PUBLICATIONS OF THE EUROPEAN COMMUNITIES
OFFICE DES PUBLICATIONS OFFICIELLES DES COMMUNAUTÉS EUROPÉENNES
UFFICIO DELLE PUBBLICAZIONI UFFICIALI DELLE COMUNITÀ EUROPEE
BUREAU VOOR OFFICIËLE PUBLIKATIES DER EUROPESE GEMEENSCHAPPEN
SERVIÇO DAS PUBLICAÇÕES OFICIAIS DAS COMUNIDADES EUROPEIAS

ISSN 1010-2779

L - 2985 Luxembourg

Catalogue number: CA-CB-90-S04- EN-C