

Consumer price index

Supplement 1 1992 Monthly

CONSUMER PRICE INDICES

This bulletin contains consumer price indices for the following series on the new base 1985=100. It covers the period from January 1989 to December 1991.

CONTENTS		PAGE
00	Relative part in % of each group in the weights	3
A.	Consumer Prices - General index	4- 5
B.	Food (excl. drinks and meals out)	6- 7
B.1	Bread and cereals	8
B.2	Meat	9
B.3	Dairy products, eggs, oils and fats	10
B.4	Fruit, vegetables, potatoes	11
C.	Drinks (home consumption) and tobacco	12-13
C.1	Drinks (home consumption).....	14
C.2	Tobacco	15
D.	Clothing and footwear (incl.repairs)	16-17
D.1	Clothing (incl.repairs).....	18
D.2	Footwear (incl. repairs).....	19
E.	Rent, heating and lighting	20-21
E.1	Rents and water charges	22
F.	Household goods and services.....	24-25
F.1	Furniture, floorcoverings, household textiles	26
F.2	Household appliances, utensils and services.....	27
G.	Transport and communications	28-29
G.1	Private transport.....	30
G.2	Public transport.....	31
G.3	Communications.....	32
H.	Recreation and education, etc.....	34-35
H.1	Recreational goods.....	36
H.2	Recreational services	37
H.3	Books, newspapers and magazines	38
J.	Other goods and services	40-41
J.1	Expenditure in hotels, pubs and restaurants	42
K.	Energy products	43
L.	Historical series 1955-1990: EC-countries	44
M.	Historical series 1955-1990: Non EC-countries	45
N.	Methodology	46
	TABLE OF SOURCES	47



OFICINA ESTADÍSTICA DE LAS COMUNIDADES EUROPEAS
DE EUROPÆISKE FÆLLESSKABERS STATISTISKE KONTOR
STATISTISCHES AMT DER EUROPÄISCHEN GEMEINSCHAFTEN
ΣΤΑΤΙΣΤΙΚΗ ΥΠΗΡΕΣΙΑ ΤΩΝ ΕΥΡΩΠΑΪΚΩΝ ΚΟΙΝΟΤΗΤΩΝ
STATISTICAL OFFICE OF THE EUROPEAN COMMUNITIES
OFFICE STATISTIQUE DES COMMUNAUTÉS EUROPÉENNES
ISTITUTO STATISTICO DELLE COMUNITÀ EUROPEE
BUREAU VOOR DE STATISTIEK DER EUROPESE GEMEENSCHAPPEN
SERVIÇO DE ESTATÍSTICA DAS COMUNIDADES EUROPEIAS

L-2920 Luxembourg – Tél. 43011 – Télex : Comeur Lu 3423
B-1049 Bruxelles, bâtiment Berlaymont, rue de la Loi 200 (bureau de liaison) – Tél. 235 1111

The information included in this bulletin has been taken from the Cronos data bank, which is accessible via the different host companies. For all information about these host companies contact Eurostat in Luxembourg, tel. 4301-4567.

To obtain specifications of the principal characteristics of the series contained in this bulletin contact Luxembourg:

Mr Nijenhuis, tel. 4301-3202

Mr Desantis, tel. 4301-3511

PART RELATIVE EN % DE CHAQUE GROUPE DANS LA PONDERATION
 . RELATIVE PART IN % OF EACH GROUP IN THE WEIGHT

		B	DK	D	GR	SP	F	IRL	I	L	NL	P	UK		
I A	PRODUITS ALIMENTAIRES	16.5	14.4	17.8	27.2	29.8	19.9	21.2	19.6	18.4	14.7	36.8	13.9	FOOD PRODUCTS	I A
I B	BOISSONS et TABAC	3.6	6.6	5.2	3.4	3.2	4.8	16.1	3.2	*2.1	3.1	4.8	6.7	DRINKS AND TOBACCO	I B
II	HABILLEMENT et CHAUSSURES	8.6	5.7	7.0	12.8	8.7	8.0	6.8	10.8	13.1	6.7	10.2	6.3	CLOTHING and FOOTWEAR	II
III	LOYERS, CHAUF= FAGE, ECLAIRAGE	19.4	28.5	25.0	13.1	18.6	13.8	13.1	7.6	13.7	25.6	°9.0	23.8	RENT, FUEL and POWER	III
IV	BIENS et SERVICES de MENAGE	7.9	6.5	7.2	8.9	7.4	7.6	6.2	10.6	10.1	7.1	8.8	7.2	HOUSEHOLD GOODS + SERVICES	IV
V	DEPENSES de SANTE	4.9	1.8	4.1	4.5	2.4	7.5	2.6	6.7	8.2	13.8	2.6	1.6	HEALTH COSTS	V
VI	TRANSPORT et COMMUNICATIONS	16.5	17.2	14.4	13.0	14.4	17.4	15.2	13.5	14.9	12.4	13.8	17.8	TRANSPORT and COMMUNICATIONS	VI
VII	LOISIRS, CULTURE ENSEIGNEMENT	8.3	9.5	8.4	6.3	7.0	7.7	6.0	10.0	8.0	8.2	4.1	8.5	RECREATION and EDUCATION	VII
VIII	AUTRES BIENS et SERVICE	14.3	9.8	10.9	10.8	8.5	13.3	12.8	18.0	11.5	8.4	9.9	14.2	OTHER GOODS and SERVICES	VIII
	INDICE GENERAL	100.0	100.0	100.0	100.0	100.0	100.0	100.0	100.0	100.0	100.0	100.0	100.0	GENERAL INDEX	
	ANNEE de référence	1987/88	1987	1985	1982	1983	1990	1989	1989/90	1987	1985	1983	1990	Reference YEAR	

* Sans boissons alcooliques et tabacs
 ° Loyers compris mais pas publiés

* Excluding alcoholic drinks and tobacco
 ° Rents includes but not published

A

CONSUMER PRICES

PRIX A LA CONSOMMATION

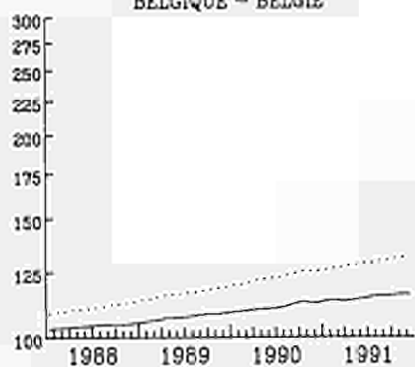
	BR															
	EUR12	BELGIQUE	DANMARK	DEUTSCH LAND	ELLAS	ESPAÑA	FRANCE	IRELAND	ITALIA	LUXEM- BOURG	NEDER	PORTU- GAL	UNITED KINGDOM	USA	CANADA	JAPAN
	PRICE INDICES								INDICES DE PRIX							
	1985 = 100															
1988 Ø	110.7	104.1	112.7	101.4	162.6	120.0	108.7	109.4	116.5	101.7	100.6	133.9	113.0	110.0	113.1	101.4
1988 Ø	116.3	107.3	118.1	104.2	184.9	128.2	112.7	113.9	123.8	105.1	101.7	151.0	121.8	115.3	118.7	103.7
1990 Ø	122.9	111.0	121.2	107.0	222.6	136.8	116.5	117.6	131.8	109.0	104.2	170.9	133.3	121.5	124.4	106.9
1991 Ø	129.0	114.6	124.1	110.7	265.9	145.0	120.2	121.3	140.2	112.4	108.4	189.5	141.1	126.6	131.4	110.4
1989 J	113.5	105.4	115.2	103.0	174.1	124.7	110.6	0.0	120.3	103.4	100.4	143.4	117.3	112.6	115.5	101.7
1989 F	114.1	105.9	116.0	103.4	173.5	125.0	110.9	112.0	121.3	103.7	100.7	145.4	118.2	113.1	116.2	101.4
1989 M	114.6	106.1	116.7	103.5	177.9	125.7	111.2	0.0	122.0	104.0	101.1	148.7	118.7	113.7	116.8	101.9
1989 A	115.5	106.8	117.4	104.1	180.8	126.1	111.9	0.0	122.6	104.3	101.6	148.2	120.8	114.5	117.1	103.7
1989 M	115.9	106.9	118.2	104.3	181.3	126.3	112.3	113.1	123.2	104.7	101.6	148.5	121.6	115.1	118.4	104.3
1989 J	116.2	107.1	117.9	104.4	184.4	127.0	112.5	0.0	123.7	105.0	101.5	149.5	122.0	115.4	119.0	104.2
1989 J	116.5	107.5	117.9	104.3	183.4	129.0	112.8	0.0	123.9	105.3	101.7	151.0	122.1	115.7	119.8	104.0
1989 A	116.8	107.8	118.6	104.2	183.7	129.3	113.0	114.8	124.2	105.5	102.0	153.9	122.4	115.9	119.9	103.9
1989 S	117.3	108.4	119.0	104.3	190.4	130.7	113.2	0.0	124.8	105.8	102.5	153.9	123.3	116.2	120.1	104.8
1989 O	118.0	108.5	119.7	104.7	193.5	131.2	113.7	0.0	125.8	106.4	102.6	154.7	124.2	116.8	120.5	105.6
1989 N	118.4	108.4	120.2	104.9	195.1	131.5	114.0	115.6	126.5	106.6	102.6	156.3	125.3	117.1	120.9	104.5
1989 D	118.8	108.8	120.2	105.2	200.0	132.0	114.1	0.0	127.0	106.7	102.6	158.0	125.6	117.3	120.8	104.6
1990 J	119.5	109.2	119.5	105.8	201.3	133.2	114.4	0.0	128.2	108.0	102.5	160.7	126.3	118.5	121.8	105.1
1990 F	120.1	109.4	119.7	106.2	201.5	134.0	114.6	116.7	129.2	107.9	102.9	164.4	127.1	119.0	122.6	105.2
1990 M	120.7	109.7	120.2	106.3	208.0	134.5	115.0	0.0	129.7	107.8	103.3	165.4	128.3	119.7	123.0	105.7
1990 A	121.7	110.2	120.2	106.5	211.7	134.9	115.4	0.0	130.2	108.1	103.8	167.4	132.2	119.9	123.0	106.5
1990 M	122.2	110.2	121.1	106.7	218.5	134.9	115.7	117.1	130.6	108.3	103.9	169.2	133.4	120.1	123.6	107.1
1990 J	122.6	110.3	120.8	106.8	224.1	135.3	115.9	0.0	131.2	108.3	103.8	169.8	133.9	120.8	124.1	106.6
1990 J	122.9	110.7	120.4	106.8	223.1	137.0	116.2	0.0	131.6	108.4	104.1	171.0	134.0	121.3	124.7	106.4
1990 A	123.7	111.3	121.7	107.1	224.4	137.7	116.9	118.0	132.5	108.8	104.5	173.1	135.4	122.4	124.9	106.8
1990 S	124.5	112.4	122.7	107.5	233.0	139.1	117.5	0.0	133.2	109.5	105.3	175.1	136.7	123.4	125.2	107.7
1990 O	125.4	113.1	122.9	108.2	238.5	140.4	118.2	0.0	134.3	110.7	105.7	177.0	137.7	124.1	126.2	108.9
1990 N	125.5	112.7	122.8	108.0	241.8	140.2	118.0	118.7	135.1	111.2	105.6	178.2	137.4	124.4	126.9	108.7
1990 D	125.6	112.6	122.5	108.1	245.9	140.5	117.9	0.0	135.4	111.2	105.4	179.6	137.3	124.4	126.8	108.6
1991 J	126.3	113.4	122.5	108.8	245.9	142.2	118.4	0.0	136.3	111.2	106.0	181.6	137.6	125.2	130.2	109.3
1991 F	126.8	113.8	122.8	109.1	246.3	142.0	118.6	119.6	137.5	111.4	106.1	184.9	138.4	125.4	130.2	109.0
1991 M	127.1	113.3	123.0	109.0	251.1	142.5	118.7	0.0	138.3	111.6	106.8	185.8	138.9	125.5	130.7	109.5
1991 A	127.9	113.4	123.3	109.5	260.0	142.8	119.1	0.0	138.8	111.2	107.2	186.9	140.7	125.7	130.7	110.2
1991 M	128.3	113.8	124.1	109.9	260.5	143.2	119.4	120.6	139.3	111.7	107.4	188.4	141.1	126.1	131.3	110.7
1991 J	128.8	114.3	124.4	110.5	266.5	143.6	119.7	0.0	139.8	111.9	107.5	189.5	141.8	126.5	131.9	110.3
1991 J	129.4	114.9	124.0	111.5	265.0	145.4	120.1	0.0	140.4	112.5	109.0	190.4	141.4	126.7	132.0	110.2
1991 A	129.7	115.3	124.2	111.5	264.7	146.0	120.4	122.2	140.9	112.8	109.4	191.7	141.8	127.0	132.1	110.4
1991 S	130.3	115.2	124.9	111.7	275.4	147.1	120.6	0.0	141.6	113.1	110.1	192.1	142.3	127.6	131.9	110.6
1991 O	130.9	115.6	125.1	112.0	280.7	148.1	121.1	0.0	142.3	113.4	110.5	193.3	142.8	127.8	131.7	111.8
1991 N	131.4	115.9	125.7	112.5	285.2	148.3	121.5	122.9	143.3	114.0	110.7	194.3	143.3	128.1	132.2	112.0
1991 D	131.6	115.7	125.3	112.6	290.1	148.4	121.6	0.0	143.7	114.1	110.6	195.5	143.4	128.2	131.6	111.4

VERBRAUCHERPREISE
GESAMTINDEX

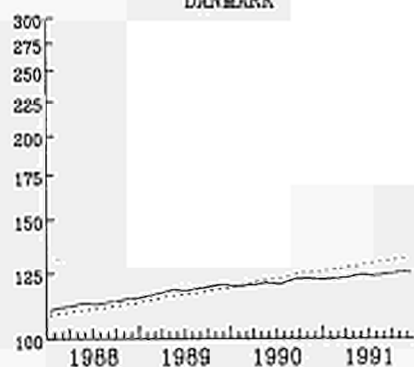
CONSUMER PRICES
GENERAL INDEX
1985 = 100

PRIX A LA CONSOMMATION
INDICE GENERAL

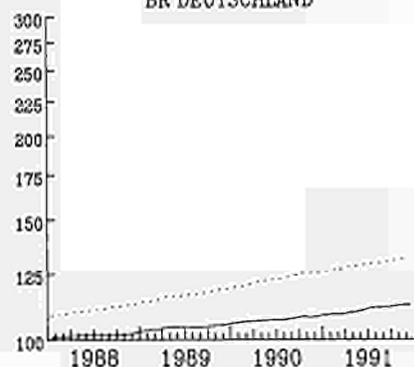
BELGIQUE - BELGIE



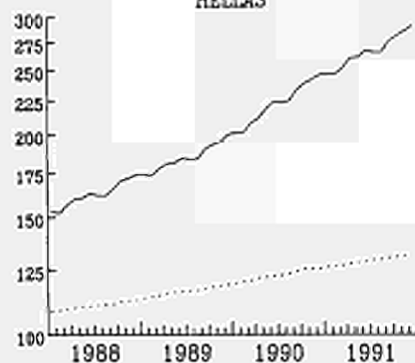
DANMARK



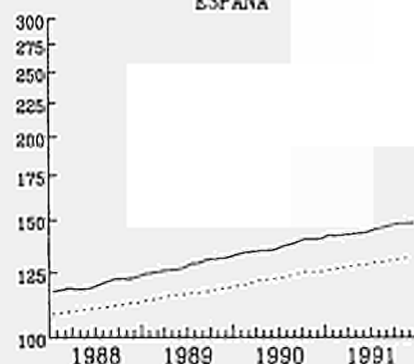
BR DEUTSCHLAND



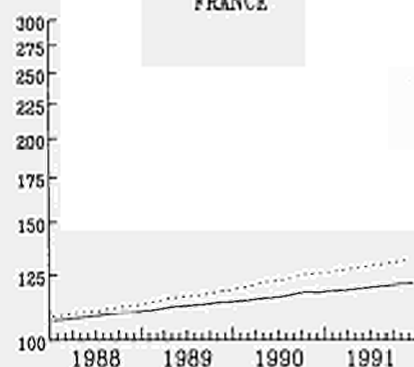
HELLAS



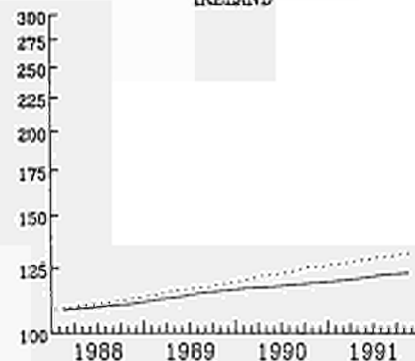
ESPAÑA



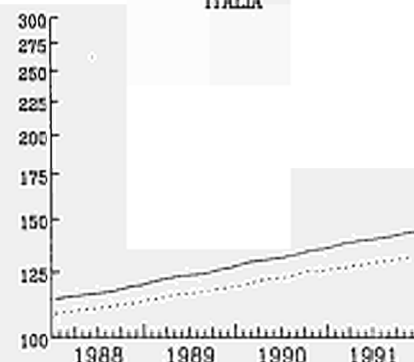
FRANCE



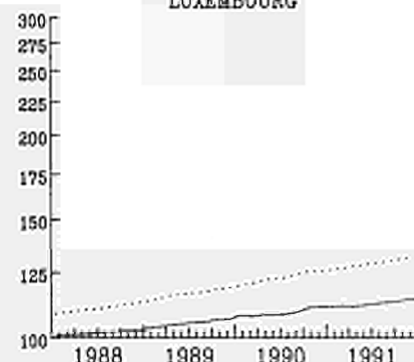
IRELAND



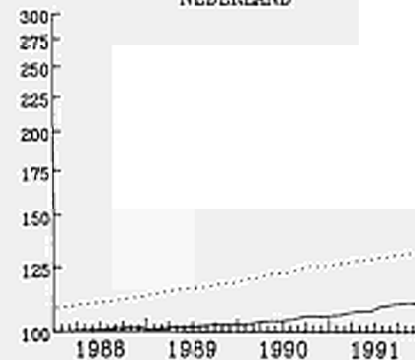
ITALIA



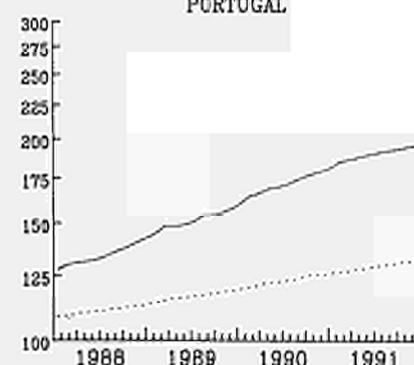
LUXEMBOURG



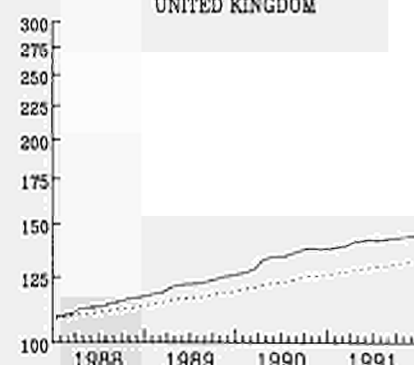
NEDERLAND



PORTUGAL



UNITED KINGDOM



EINFACH-LOGARITHMISCHE SKALA

EUR 12
SEMI-LOGARITHMIC SCALE

ECHELLE SEMI-LOGARITHMIQUE

CONSUMER PRICES

B

PRIX A LA CONSOMMATION

FOOD(EXCL. DRINKS AND MEALS OUT)

PRODUITS ALIMENTAIRES(SANS BOISSONS ET REPAS A L'EXTERIEUR)

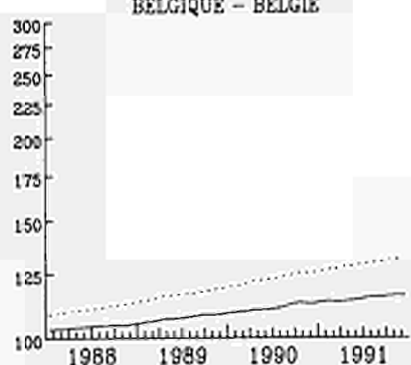
	EUR12	BELGIQUE BELGIE	DANMARK	BR DEUTSCH LAND	ELLAS	ESPANA	FRANCE	IRELAND	ITALIA	LUXEM- BOURG	NEDER- LAND	PORTU- GAL	UNITED KINGDOM	USA
	PRICE INDICES				1985 = 100			INDICES DE PRIX						
1988 Ø	110.2	101.2	106.7	98.9	150.6	119.6	106.9	109.8	113.0	101.4	97.0	127.2	110.1	112.3
1989 Ø	116.4	104.2	111.1	101.2	178.0	128.6	111.9	115.1	120.0	104.6	98.1	141.1	116.3	119.8
1990 Ø	123.3	107.7	111.4	104.9	215.9	136.8	116.2	116.8	127.1	108.8	100.3	158.6	125.7	126.9
1991 Ø	130.2	109.4	112.1	108.2	253.7	141.2	119.4	117.6	140.2	112.1	103.3	176.4	132.1	130.8
1989 J	113.5	103.5	109.0	99.6	165.5	125.7	108.8	0.0	116.5	104.0	97.2	134.8	113.1	116.3
1989 F	113.7	102.4	109.0	100.5	168.1	124.2	109.2	113.4	117.4	102.7	97.2	135.0	113.1	117.1
1989 M	114.3	102.9	109.6	100.3	167.7	125.2	109.7	0.0	118.2	103.2	97.0	137.3	114.0	118.5
1989 A	114.9	103.2	110.3	101.2	170.9	124.6	110.0	0.0	118.8	103.7	97.0	138.3	115.4	119.2
1989 M	115.3	103.1	110.3	102.1	170.5	124.2	110.5	113.6	119.4	103.8	97.2	138.9	116.1	119.9
1989 J	115.9	103.3	109.6	102.4	172.6	125.6	110.9	0.0	120.3	104.1	97.6	138.2	116.5	119.3
1989 J	116.6	103.8	111.0	101.7	174.2	130.1	111.5	0.0	120.3	104.7	98.2	139.9	115.9	119.8
1989 A	117.0	104.4	112.4	100.7	182.9	130.1	112.0	116.9	120.4	105.1	98.5	144.7	116.4	120.7
1989 S	118.1	105.3	113.0	100.8	188.2	133.4	112.6	0.0	121.4	105.8	99.0	144.9	117.2	121.0
1989 O	118.6	106.2	113.0	101.3	189.4	133.7	113.2	0.0	121.9	105.3	99.1	145.0	118.3	121.4
1989 N	119.1	106.3	113.0	101.7	192.1	132.9	113.6	116.7	122.6	106.6	99.3	146.4	119.5	121.8
1989 D	119.9	106.4	113.0	102.7	193.8	133.6	113.9	0.0	123.2	106.6	99.6	149.4	120.5	122.3
1990 J	120.8	106.6	111.7	103.9	197.3	135.6	114.1	0.0	123.9	107.1	99.8	148.1	122.1	125.1
1990 F	121.4	107.2	111.7	104.8	199.9	134.8	114.5	117.7	124.6	107.5	100.3	150.4	123.2	126.0
1990 M	121.7	107.6	111.7	104.7	202.8	134.8	114.8	0.0	125.0	107.7	100.1	151.8	123.9	126.2
1990 A	122.3	107.8	111.7	105.6	207.9	133.9	115.0	0.0	125.6	108.2	99.5	153.7	125.1	126.0
1990 M	122.8	107.4	111.7	106.2	210.6	132.4	115.3	117.7	126.3	108.7	99.5	159.4	126.4	125.6
1990 J	123.1	107.1	111.0	106.0	214.7	132.5	115.7	0.0	127.3	108.8	99.4	159.7	126.3	126.4
1990 J	123.5	106.9	111.7	105.3	217.4	137.2	115.8	0.0	127.5	109.2	99.5	160.1	125.1	127.2
1990 A	124.1	107.5	111.7	104.8	222.0	138.1	116.2	116.8	127.9	109.4	99.9	162.9	126.3	127.4
1990 S	124.5	108.3	111.0	104.2	224.7	139.9	116.4	0.0	128.6	109.6	100.9	164.6	126.6	127.6
1990 O	125.1	109.2	111.0	104.4	228.4	141.6	116.6	0.0	129.1	109.9	101.6	166.6	126.7	128.2
1990 N	125.2	108.7	111.0	104.4	230.0	140.0	116.7	115.0	129.6	110.0	101.5	165.6	127.7	128.6
1990 D	125.6	108.3	111.0	104.9	234.6	140.5	116.8	0.0	130.3	109.9	101.2	160.8	128.5	128.8
1991 J	127.5	109.1	110.3	106.0	235.2	140.4	117.0	0.0	136.0	110.2	101.3	170.5	129.4	130.3
1991 F	127.9	109.8	110.3	106.7	240.0	137.5	117.1	116.3	136.8	110.4	101.8	172.7	130.9	130.0
1991 M	128.2	108.5	110.3	107.1	241.6	137.7	117.3	0.0	137.6	110.9	102.4	173.1	130.9	130.3
1991 A	128.9	108.0	111.0	108.0	247.7	137.0	117.5	0.0	138.4	111.2	102.4	173.5	132.5	131.2
1991 M	129.2	108.0	111.7	108.7	245.4	137.1	117.8	117.2	139.3	111.5	102.1	175.4	132.2	131.3
1991 J	130.2	109.3	112.4	109.6	251.8	137.4	118.2	0.0	140.4	111.9	102.2	177.9	133.6	131.7
1991 J	130.8	110.4	113.0	109.8	253.4	142.1	118.6	0.0	140.8	112.6	103.1	178.2	131.9	131.0
1991 A	131.0	111.1	113.0	108.6	253.4	143.2	118.9	118.9	141.3	113.1	103.8	179.5	132.1	130.5
1991 S	131.4	109.1	113.0	107.7	262.0	145.6	119.0	0.0	141.9	113.1	104.7	178.7	132.0	130.5
1991 O	131.8	109.5	113.0	107.7	264.7	146.8	119.4	0.0	142.6	113.3	105.0	178.9	132.2	130.3
1991 N	132.5	110.4	113.7	109.0	270.8	145.3	119.9	118.2	143.4	113.6	105.4	178.9	133.5	130.7
1991 D	133.0	110.2	113.7	109.3	278.7	144.7	120.2	0.0	144.2	113.8	105.9	179.8	133.9	131.2

VERBRAUCHERPREISE
GESAMTINDEX

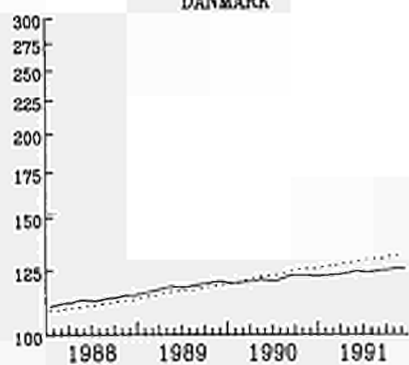
CONSUMER PRICES
GENERAL INDEX
1986 = 100

PRIX A LA CONSOMMATION
INDICE GENERAL

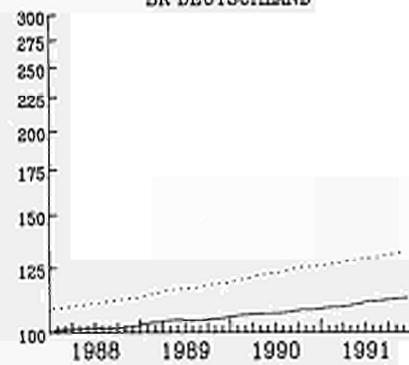
BELGIQUE - BELGIE



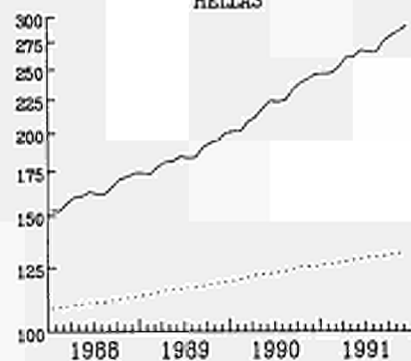
DANMARK



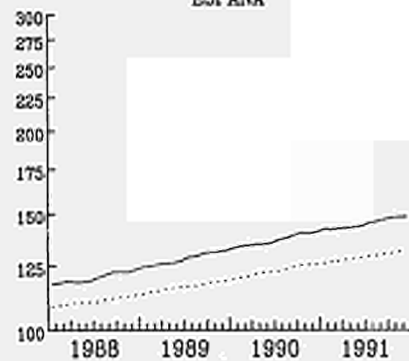
BR DEUTSCHLAND



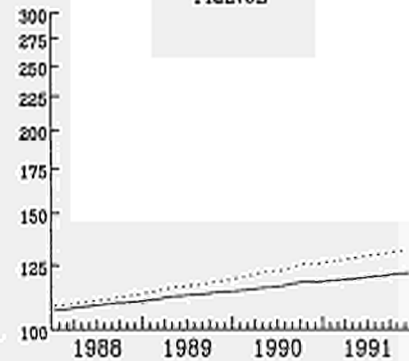
HELLAS



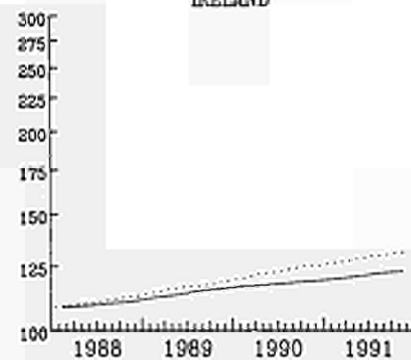
ESPAÑA



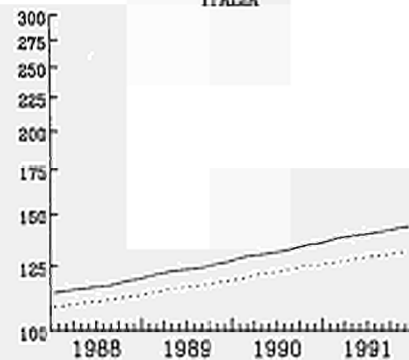
FRANCE



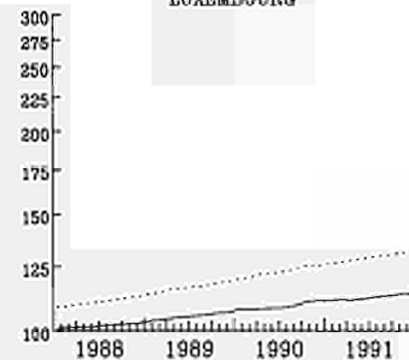
IRELAND



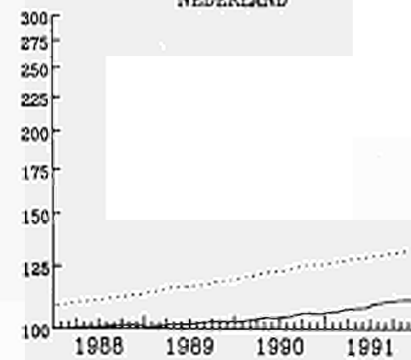
ITALIA



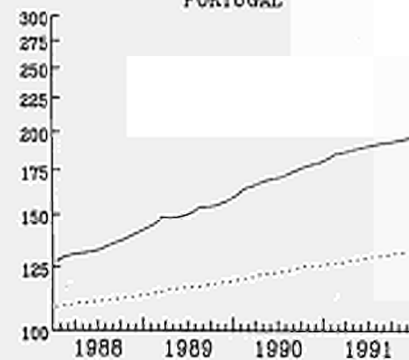
LUXEMBOURG



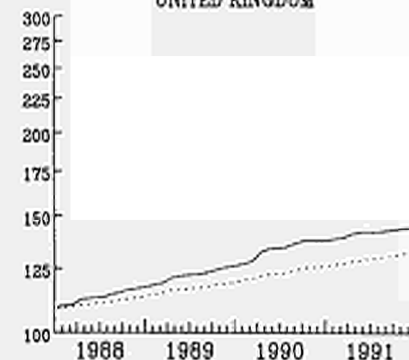
NEDERLAND



PORTUGAL



UNITED KINGDOM



EINFACH-LOGARITHISCHE SKALA

..... EUR 12
SIMP-LOGARITHMIC SCALE

ECHELLE SEMI-LOGARITHMIQUE

B1

CONSUMER PRICES

BREAD AND CEREALS

PRIX A LA CONSOMMATION

PAIN ET CEREALES

	EUR12	BELGIQUE BELGIE	DANMARK	BR DEUTSCH LAND	ELLAS	ESPANA	FRANCE	IRELAND	ITALIA	LUXEM- BOURG	NEDER- LAND	PORTU- GAL	UNITED KINGDOM	USA
	PRICE INDICES						1985 = 100		INDICES DE PRIX					
1988 Ø	115.1	106.8	118.2	103.5	155.1	126.9	111.0	116.8	116.2	112.3	102.2	127.6	116.1	113.1
1989 Ø	121.3	111.8	123.6	105.2	177.8	137.7	114.7	113.3	123.5	113.4	103.0	140.2	122.9	122.6
1990 Ø	128.7	114.0	126.5	108.4	218.8	148.5	118.7	116.5	131.0	116.9	104.8	169.7	131.1	129.6
1991 Ø	137.1	117.1	130.4	113.4	255.5	163.1	122.7	122.6	139.3	122.6	107.7	203.4	140.7	135.0
1989 J	118.0	107.7	121.7	104.3	164.6	132.2	112.9	0.0	119.5	113.1	102.1	135.5	120.2	118.5
1989 F	118.9	108.8	121.7	104.4	167.1	133.6	113.2	111.0	121.0	113.0	102.1	136.8	121.4	119.4
1989 M	120.2	132.8	123.0	104.5	169.0	134.3	113.6	0.0	121.9	113.5	102.2	138.3	121.1	120.1
1989 A	120.2	109.7	123.0	104.7	170.5	134.7	113.9	0.0	122.4	113.7	102.4	140.0	123.0	120.8
1989 M	120.3	109.8	123.0	104.8	171.6	135.0	114.2	112.8	122.8	113.6	102.7	139.6	122.5	121.8
1989 J	121.0	110.0	123.7	105.0	172.6	136.6	114.4	0.0	123.7	113.6	102.6	140.9	123.5	122.3
1989 J	121.6	110.2	124.3	105.2	174.0	138.4	114.6	0.0	124.2	113.6	103.4	141.0	124.1	123.5
1989 A	122.1	110.3	124.3	105.4	183.3	140.2	115.0	113.6	124.4	113.7	103.5	142.1	123.0	124.2
1989 S	122.7	110.4	124.3	105.7	188.1	140.8	115.8	0.0	125.0	113.7	103.5	141.8	123.6	124.7
1989 O	123.2	110.5	125.0	106.0	189.8	141.9	116.2	0.0	125.4	106.8	103.5	142.2	124.1	125.0
1989 N	123.6	110.7	125.0	106.3	191.5	142.3	116.5	115.7	125.8	116.4	103.7	142.3	124.4	125.3
1989 D	123.7	111.0	124.3	106.4	192.0	142.4	116.6	0.0	126.2	116.5	103.8	141.9	124.4	126.1
1990 J	125.1	111.2	125.0	106.7	196.9	143.6	116.9	0.0	126.7	116.6	103.9	157.0	127.6	126.8
1990 F	125.9	111.8	125.7	107.0	201.6	144.2	117.2	116.1	128.1	116.3	104.0	158.0	128.8	127.3
1990 M	126.5	114.0	125.7	107.2	204.4	144.7	117.7	0.0	129.0	116.6	104.1	158.4	129.3	127.4
1990 A	127.0	114.2	126.3	107.5	205.5	145.2	118.0	0.0	129.5	116.7	104.3	159.3	130.2	128.6
1990 M	127.4	114.4	126.3	107.9	212.6	145.3	118.2	116.2	129.9	116.8	104.3	159.4	130.2	129.0
1990 J	127.9	114.5	126.3	108.2	213.6	147.6	118.4	0.0	130.0	117.0	104.3	160.1	130.9	129.8
1990 J	128.8	114.6	126.3	108.5	217.7	149.8	118.7	0.0	131.2	116.8	104.7	165.9	131.1	130.1
1990 A	130.0	114.7	126.3	108.8	230.5	151.1	119.0	116.3	132.4	117.0	105.1	177.0	131.6	131.0
1990 S	130.7	114.6	127.0	109.2	232.9	151.9	119.5	0.0	133.2	117.2	105.3	185.1	131.7	131.1
1990 O	131.3	114.7	127.6	109.5	234.8	152.6	120.0	0.0	133.7	117.2	105.7	185.2	132.8	131.4
1990 N	131.7	114.7	127.6	109.8	237.2	153.0	120.3	117.3	134.0	117.2	105.8	185.3	134.0	131.2
1990 D	132.1	114.7	128.3	110.0	237.4	153.3	120.5	0.0	134.4	117.2	105.9	186.0	134.8	131.9
1991 J	133.4	115.7	128.3	110.4	237.4	155.4	120.9	0.0	134.9	117.9	106.3	190.7	139.1	133.6
1991 F	134.2	116.8	128.3	110.8	238.4	158.0	121.2	119.6	135.7	121.4	106.6	194.8	139.7	133.6
1991 M	134.9	117.0	129.0	111.2	240.0	159.6	121.4	0.0	136.6	122.4	106.5	198.8	140.3	133.6
1991 A	135.6	117.1	129.0	111.9	241.2	160.9	121.8	0.0	137.7	122.9	106.8	199.6	140.5	134.5
1991 M	136.1	117.3	129.6	112.5	243.0	162.1	122.1	121.2	139.0	123.0	106.6	200.2	139.9	134.6
1991 J	137.3	117.3	130.3	113.1	261.2	164.0	122.4	0.0	139.5	123.0	106.9	206.5	141.1	134.9
1991 J	138.1	117.5	130.3	113.9	262.5	165.0	122.7	0.0	140.0	123.0	108.2	208.7	141.8	135.0
1991 A	138.5	117.3	131.0	114.5	262.9	165.3	123.2	124.7	140.7	123.1	108.4	208.0	142.4	135.7
1991 S	138.6	117.3	131.6	115.0	262.9	165.7	123.6	0.0	141.2	123.4	108.9	207.9	140.1	135.7
1991 O	139.2	117.4	132.3	115.6	271.5	166.2	123.9	0.0	141.6	123.6	108.9	207.9	141.1	136.1
1991 N	139.6	117.4	132.3	115.9	272.4	166.5	124.3	125.1	142.0	123.8	109.0	208.8	141.4	136.6
1991 D	140.0	117.6	133.0	116.2	273.0	168.5	124.5	0.0	142.5	123.9	109.2	208.7	141.5	136.5

CONSUMER PRICES

MEAT (1)

B2

PRIX A LA CONSOMMATION

VIANDES (1)

	EUR12	BELGIQUE BELGIE	DANMARK	BR DEUTSCH LAND	ELLAS	ESPANA	FRANCE	IRELAND	ITALIA	LUXEM- BOURG	NEDER- LAND	PORTU- GAL	UNITED KINGDOM	USA	
	PRICE INDICES						1985 = 100		INDICES DE PRIX						
1988	Ø	107.9	102.2	103.3	94.9	143.8	115.9	106.6	106.2	111.9	101.7	98.0	121.9	105.8	113.3
1989	Ø	115.1	105.6	110.0	99.9	174.8	122.3	113.4	112.2	119.4	105.9	101.2	132.0	113.3	120.3
1990	Ø	121.9	110.5	112.2	104.4	206.1	127.3	118.2	113.1	126.5	111.3	104.8	142.2	123.3	128.9
1991	Ø	124.8	111.6	110.5	106.6	231.6	130.0	120.0	112.7	131.2	113.6	106.2	147.4	124.0	131.5
1989	J	111.1	102.9	104.9	97.9	157.1	118.7	109.5	0.0	115.7	102.9	98.4	125.8	108.3	117.5
1989	F	110.9	103.2	105.6	98.0	157.2	116.3	109.8	110.2	116.5	102.9	98.5	123.0	107.6	117.2
1989	M	111.5	103.5	105.6	98.1	158.4	116.6	110.6	0.0	117.2	103.8	98.5	127.8	108.2	119.5
1989	A	112.4	103.7	106.3	98.3	160.6	118.0	111.1	0.0	117.8	104.5	98.6	127.7	110.6	119.6
1989	M	112.9	103.9	107.0	98.4	168.1	117.3	111.9	111.8	118.3	104.5	99.1	125.0	112.3	119.7
1989	J	113.9	104.4	108.3	98.6	173.3	119.0	112.8	0.0	118.6	104.9	100.3	128.7	113.0	120.4
1989	J	115.2	105.3	110.4	99.4	179.5	122.0	113.8	0.0	119.1	106.1	101.5	132.2	114.1	120.6
1989	A	116.5	106.1	112.5	100.1	182.7	125.4	114.7	113.0	119.4	106.9	102.4	140.6	114.3	121.3
1989	S	118.0	107.7	114.5	101.5	189.0	127.5	115.9	0.0	120.8	107.8	104.0	138.5	116.2	121.8
1989	O	118.8	108.4	115.2	102.6	188.7	127.7	116.7	0.0	122.1	109.1	104.3	136.1	117.5	121.4
1989	N	119.8	108.9	115.2	103.0	190.3	129.4	117.1	113.7	123.4	109.0	104.5	137.9	118.6	121.8
1989	D	120.2	109.0	114.5	103.3	191.9	129.4	117.3	0.0	124.2	109.1	104.8	140.8	118.6	122.7
1990	J	120.4	109.1	112.5	103.6	194.8	128.3	117.3	0.0	124.9	109.2	104.4	139.5	120.1	125.7
1990	F	120.1	109.0	112.5	103.7	192.7	124.7	117.2	114.1	125.3	109.2	104.4	139.9	120.6	125.6
1990	M	120.3	109.1	112.5	103.8	195.6	124.4	117.2	0.0	125.5	109.6	104.2	141.4	121.0	126.8
1990	A	120.6	109.4	112.5	103.9	198.3	123.4	117.4	0.0	125.7	110.6	104.5	143.2	122.0	127.1
1990	M	121.1	109.9	113.1	104.0	201.1	123.5	117.6	114.4	125.9	111.0	104.5	143.5	123.7	126.7
1990	J	121.5	110.3	113.1	104.3	206.2	122.7	118.0	0.0	126.1	111.1	104.9	146.1	124.7	128.8
1990	J	122.2	110.9	113.1	104.6	209.6	127.2	118.3	0.0	126.2	111.5	105.2	142.6	125.0	129.3
1990	A	122.6	111.7	113.1	104.8	211.5	128.7	118.7	113.7	126.5	112.4	105.4	142.1	124.6	130.0
1990	S	123.0	111.8	111.8	105.0	214.4	129.9	119.0	0.0	127.2	112.6	105.4	141.3	124.8	130.8
1990	O	123.2	111.8	111.1	105.1	215.7	130.6	119.0	0.0	127.9	113.1	105.1	144.9	124.2	131.4
1990	N	123.6	111.5	111.1	105.2	217.7	133.3	119.1	110.2	128.4	112.8	105.1	139.8	124.4	132.1
1990	D	123.5	111.4	109.7	105.2	215.8	130.6	119.4	0.0	128.9	112.8	105.1	142.6	124.3	132.5
1991	J	123.4	111.6	109.7	105.3	215.8	128.6	119.4	0.0	129.2	112.1	105.3	144.7	124.3	133.5
1991	F	123.4	111.4	109.7	105.5	215.4	127.9	119.2	112.5	129.2	112.7	105.1	146.3	124.2	132.2
1991	M	123.6	111.6	109.0	105.7	217.1	127.9	119.3	0.0	129.9	112.9	105.4	145.3	124.1	132.8
1991	A	124.0	111.6	109.7	105.8	221.8	127.8	119.4	0.0	130.3	113.0	105.6	142.8	125.6	131.8
1991	M	124.2	111.6	110.4	106.0	221.5	127.3	119.7	113.8	130.5	113.3	105.4	145.0	125.8	131.5
1991	J	124.4	111.6	110.4	106.2	223.3	126.5	119.9	0.0	130.9	113.7	105.9	148.4	126.4	131.3
1991	J	124.5	111.7	110.4	106.5	236.3	127.1	120.1	0.0	131.1	114.1	106.3	149.2	123.4	131.3
1991	A	125.2	111.8	110.4	106.8	241.7	131.5	120.1	112.8	131.3	114.2	106.4	152.0	122.5	131.5
1991	S	125.8	111.8	111.1	107.2	241.7	134.1	120.2	0.0	132.2	114.3	106.5	148.8	122.8	130.7
1991	O	126.1	111.8	111.1	107.7	247.3	134.5	120.4	0.0	132.7	114.3	107.0	149.4	122.5	130.4
1991	N	126.3	111.5	111.8	108.0	247.3	133.4	120.7	111.9	133.5	114.4	107.4	147.8	122.8	130.2
1991	D	126.7	111.6	111.8	108.2	250.2	133.4	121.0	0.0	134.1	114.7	107.7	148.7	123.4	130.5

1) INCLUDING FROZEN, CANNED
AND MEAT PRODUCTS.1) Y COMPRIS VIANDE SURGEEE,
EN CONSERVE ET PRODUITS DE VIANDE.

CONSUMER PRICES

DAIRY PRODUCTS, EGGS, OILS AND FATS

B3

PRIX A LA CONSOMMATION

PRODUITS LAITIERS, OEUF, HUILES, GRAISSES

	EUR12	BELGIQUE BELGIE	DANMARK	BR DEUTSCH LAND	ELLAS	ESPANA	FRANCE	IRELAND	ITALIA	LUXEM- BOURG	NEDER- LAND	PORTU- GAL	UNITED KINGDOM	USA
	PRICE INDICES						1985 = 100	INDICES DE PRIX						
1988 Ø	114.5	100.7	103.1	96.5	142.9	114.1	103.0	119.0	110.7	105.7	98.2	135.6	110.5	165.1
1989 Ø	124.2	105.5	108.7	99.7	216.4	128.2	108.0	128.7	120.5	109.9	101.2	142.8	118.1	176.3
1990 Ø	129.5	107.3	111.0	101.5	268.2	130.6	110.6	131.1	127.4	114.7	101.3	147.3	126.3	191.3
1991 Ø	132.6	107.6	108.2	102.6	318.8	131.4	111.2	128.0	132.7	115.0	103.1	138.8	132.2	191.0
1989 J	121.0	103.6	107.3	98.7	200.0	126.3	105.8	0.0	114.9	109.5	101.2	143.3	114.9	172.1
1989 F	121.8	103.9	107.9	98.8	203.1	127.1	106.4	125.6	116.5	110.0	101.3	142.5	115.4	173.3
1989 M	122.5	104.2	107.3	99.2	207.2	127.6	106.9	0.0	118.2	109.8	101.0	140.7	115.5	173.8
1989 A	123.0	104.1	107.9	99.4	211.1	127.9	107.3	0.0	119.2	110.0	101.0	141.1	115.8	174.5
1989 M	123.3	106.2	108.6	99.6	213.1	126.6	107.5	126.1	120.1	110.0	100.8	139.9	116.3	174.1
1989 J	123.5	106.4	108.6	99.5	214.7	126.3	107.7	0.0	120.7	109.6	100.7	139.9	116.8	173.9
1989 J	123.9	106.5	108.6	99.6	217.1	126.3	108.1	0.0	121.1	109.3	100.5	139.9	117.1	174.5
1989 A	124.3	106.8	108.6	99.6	218.5	127.0	108.5	131.1	121.5	109.4	101.0	141.1	117.4	175.0
1989 S	125.5	105.2	108.6	100.0	221.2	129.2	110.6	0.0	122.4	109.7	101.2	143.5	118.7	176.9
1989 O	126.4	106.0	109.8	100.4	223.8	131.0	109.0	0.0	123.1	110.6	101.5	145.7	122.4	179.6
1989 N	127.1	106.4	110.5	100.7	229.7	131.3	109.1	132.0	123.8	110.4	101.8	147.1	123.4	182.0
1989 D	127.6	106.9	111.1	101.1	237.3	132.0	109.2	0.0	124.2	110.7	102.0	149.2	123.4	185.5
1990 J	128.0	107.1	110.5	101.4	244.8	132.3	109.4	0.0	124.8	111.0	101.9	146.0	124.1	189.6
1990 F	128.5	107.1	111.7	101.5	250.5	132.2	110.1	132.6	125.4	114.3	101.8	146.3	124.3	191.0
1990 M	128.8	107.4	111.7	101.4	254.9	131.9	110.6	0.0	126.1	115.2	101.9	145.9	124.2	191.0
1990 A	128.9	107.6	111.7	101.5	258.0	131.0	110.7	0.0	126.5	115.3	101.6	146.0	124.3	189.1
1990 M	129.1	107.4	112.4	101.3	264.3	130.5	110.8	132.1	126.7	115.2	101.1	145.4	125.3	188.6
1990 J	129.0	107.2	111.7	101.2	267.1	128.7	110.7	0.0	127.0	115.0	100.7	145.1	125.8	189.0
1990 J	129.1	107.1	111.1	101.3	269.7	128.5	110.9	0.0	127.4	115.1	101.1	145.0	125.8	190.3
1990 A	129.5	107.0	111.7	101.3	272.7	128.7	111.0	130.0	127.8	114.6	100.8	146.1	127.2	192.5
1990 S	130.0	107.1	109.8	101.5	274.7	130.0	110.8	0.0	128.4	114.9	101.1	148.8	127.5	193.1
1990 O	130.5	107.3	109.8	101.6	280.2	130.9	110.8	0.0	128.9	114.9	100.9	150.1	128.5	194.3
1990 N	130.9	107.5	110.5	101.7	287.5	131.1	110.8	129.9	129.4	115.3	101.1	151.1	128.9	193.9
1990 D	131.4	107.7	109.2	102.0	293.8	131.6	110.7	0.0	129.9	115.4	102.1	151.6	129.7	192.7
1991 J	131.4	108.1	108.6	102.2	293.8	132.6	110.8	0.0	130.3	113.9	102.0	140.2	130.5	191.9
1991 F	131.8	108.0	107.9	102.3	303.6	132.8	110.9	128.7	130.8	113.9	101.9	139.9	131.0	191.4
1991 M	132.1	108.1	107.9	102.4	308.5	132.7	111.2	0.0	131.5	114.1	102.3	139.0	130.8	190.8
1991 A	132.4	107.9	107.9	102.5	311.5	132.6	111.3	0.0	132.0	114.4	102.2	138.4	131.8	190.5
1991 M	132.3	107.5	107.3	102.3	314.9	131.5	111.3	127.4	132.4	114.6	102.4	138.0	131.7	190.5
1991 J	132.2	107.3	107.3	102.3	317.3	130.1	111.3	0.0	132.6	114.6	102.6	137.2	131.7	189.4
1991 J	132.2	107.5	107.9	102.2	320.0	129.2	111.2	0.0	133.0	114.6	102.5	137.2	131.5	189.5
1991 A	132.5	107.5	107.9	102.2	325.6	129.9	111.3	128.0	133.0	115.5	102.2	138.1	132.3	190.2
1991 S	132.8	107.4	107.9	102.3	325.6	130.3	111.1	0.0	133.4	115.8	104.4	138.8	132.3	191.0
1991 O	133.4	107.2	109.2	102.6	333.6	131.1	111.2	0.0	133.9	115.8	104.3	138.8	133.5	191.6
1991 N	133.9	107.1	109.2	103.5	335.7	131.8	111.3	127.8	134.3	116.2	104.7	140.0	134.0	191.8
1991 D	134.5	107.9	109.2	104.2	335.0	132.4	111.6	0.0	134.7	116.2	105.4	140.3	135.3	193.1

CONSUMER PRICES

FRUITS, VEGETABLES, POTATOES

B4

PRIX A LA CONSOMMATION

FRUITS, LEGUMES, POMMES DE TERRE

	EUR12	BELGIQUE BELGIE	DANMARK	BR DEUTSCH LAND	ELLAS	ESPANA	FRANCE	IRELAND	ITALIA	LUXEM- BOURG	NEDER- LAND	PORTU- GAL	UNITED KINGDOM	USA
	PRICE INDICES							1985 = 100		INDICES DE PRIX				
1988 Ø	115.3	96.5	110.0	104.5	143.4	126.2	106.4	103.9	112.3	98.5	94.8	142.3	111.1	118.2
1989 Ø	121.9	97.5	111.9	101.2	164.1	136.6	109.8	113.8	117.0	99.0	94.7	213.6	115.1	127.3
1990 Ø	133.5	105.3	114.1	111.3	212.8	155.4	118.5	125.6	124.9	107.4	101.7	183.8	126.7	137.4
1991 Ø	146.1	107.2	118.9	120.9	260.0	163.5	126.0	114.0	142.6	113.0	109.6	207.5	134.7	143.7
1989 J	118.2	93.5	110.8	95.2	146.3	133.5	108.5	0.0	115.6	96.1	93.8	198.4	113.6	124.3
1989 F	119.6	94.3	110.1	102.4	150.1	130.5	108.8	108.6	115.5	95.9	93.4	204.5	114.6	126.5
1989 M	119.6	95.8	112.3	100.1	151.1	131.0	108.8	0.0	115.7	95.8	92.5	208.4	115.7	125.2
1989 A	121.1	97.2	113.0	107.5	156.2	125.5	108.9	0.0	116.1	96.1	92.5	213.1	117.8	127.3
1989 M	122.6	96.5	111.6	114.2	151.7	126.6	109.1	110.5	117.0	96.8	92.8	213.9	118.7	131.6
1989 J	124.0	95.6	104.4	115.8	159.4	132.0	109.1	0.0	118.2	98.1	93.0	219.0	118.3	129.3
1989 J	123.8	95.4	109.4	107.4	152.6	149.1	109.4	0.0	117.4	99.4	94.0	220.7	111.5	129.2
1989 A	120.7	98.1	113.7	95.7	148.8	138.3	109.5	121.5	117.2	99.9	94.8	219.0	112.6	128.0
1989 S	122.8	98.9	113.7	91.4	193.9	149.3	110.0	0.0	117.8	103.4	96.7	216.5	112.4	126.0
1989 O	123.1	101.7	112.3	91.5	195.8	148.6	110.9	0.0	117.4	102.1	97.2	217.3	113.1	126.5
1989 N	122.9	101.1	114.4	93.2	188.6	138.5	111.7	114.8	117.6	102.0	97.5	216.8	116.7	127.1
1989 D	124.0	101.9	116.6	100.0	174.7	136.0	112.7	0.0	118.2	102.7	98.5	215.4	116.7	126.1
1990 J	128.1	102.9	118.0	108.2	181.3	144.7	113.8	0.0	118.8	103.5	100.6	182.3	125.6	141.8
1990 F	130.5	105.9	115.1	114.7	183.1	146.0	114.9	117.0	119.4	103.8	102.8	188.7	127.9	145.6
1990 M	131.2	106.8	115.9	113.3	192.1	151.5	115.8	0.0	119.9	103.9	102.0	174.0	129.0	141.9
1990 A	133.3	107.4	115.1	120.5	197.5	148.5	116.9	0.0	121.3	105.7	100.4	177.7	131.9	137.4
1990 M	134.8	105.7	115.1	125.8	196.2	146.2	117.9	117.1	123.5	108.0	99.2	182.5	132.6	136.0
1990 J	134.7	102.1	108.7	122.1	199.7	149.3	118.7	0.0	127.3	108.1	98.1	180.4	128.0	135.7
1990 J	133.8	99.1	113.0	114.6	208.1	162.7	119.1	0.0	127.0	109.5	97.6	179.7	119.0	137.8
1990 A	133.9	101.3	114.4	108.0	223.3	161.4	120.1	134.2	126.4	108.6	98.9	183.3	123.7	134.8
1990 S	134.5	106.7	113.7	101.4	235.1	167.2	120.8	0.0	127.6	109.1	103.7	185.8	123.7	133.8
1990 O	136.1	111.5	113.0	101.9	253.2	171.1	121.3	0.0	128.4	109.5	107.5	187.1	123.3	133.5
1990 N	134.9	108.7	114.4	100.9	243.4	157.2	121.5	134.2	129.1	110.3	106.4	191.7	126.1	135.3
1990 D	136.4	105.3	112.3	104.8	240.4	158.6	121.6	0.0	130.3	109.3	103.8	193.0	130.1	135.1
1991 J	139.0	104.2	113.7	112.2	240.4	158.2	121.6	0.0	134.5	109.2	102.9	195.9	132.0	144.7
1991 F	141.0	110.5	112.3	117.3	232.5	152.7	122.1	108.8	136.1	108.8	105.9	201.4	137.1	142.6
1991 M	141.5	101.5	113.0	119.0	237.4	152.3	122.8	0.0	137.6	110.0	108.5	202.0	135.6	143.4
1991 A	142.6	97.5	115.1	125.0	249.6	145.0	122.9	0.0	138.9	110.3	108.2	208.3	136.7	150.2
1991 M	143.9	97.9	115.9	129.4	253.6	150.6	123.2	111.6	139.8	110.6	106.1	208.3	133.6	150.3
1991 J	148.6	109.3	120.9	135.6	284.5	155.1	124.5	0.0	142.7	111.9	104.8	212.0	139.1	153.8
1991 J	151.2	111.5	123.7	136.2	266.2	178.3	126.7	0.0	143.7	114.3	108.4	211.8	133.0	145.8
1991 A	149.6	117.7	122.3	122.6	254.0	172.8	127.9	118.9	144.7	116.1	111.3	209.9	137.2	138.4
1991 S	147.2	104.8	121.6	112.0	254.0	179.9	128.3	0.0	146.1	114.9	113.3	212.1	130.8	139.1
1991 O	147.5	107.5	120.9	108.5	277.8	180.1	129.4	0.0	147.5	115.6	114.0	210.2	129.9	135.6
1991 N	150.9	113.1	125.1	116.1	292.9	172.4	131.1	116.7	149.7	116.8	115.5	208.9	135.7	139.5
1991 D	150.1	111.4	122.3	116.5	276.7	164.3	131.8	0.0	150.3	117.1	116.7	209.0	135.7	141.0

CONSUMER PRICES
DRINKS(HOME CONSUMPTION)

PRIX A LA CONSOMMATION
BOISSONS(CONSOMMATION A DOMICILE)

C

	EUR12	BELGIQUE BELGIE	DANMARK	BR DEUTSCH LAND	ELLAS	ESPANA	FRANCE	IRELAND	ITALIA	LUXEM- BOURG	NEDER- LAND	PORTU- GAL	UNITED KINGDOM	USA
	PRICE INDICES						1985 = 100		INDICES DE PRIX					
1988 Ø	111.6	104.8	111.2	102.0	167.9	130.5	107.7	110.1	118.2	108.0	102.7	146.3	111.9	108.1
1989 Ø	117.3	109.0	114.0	103.3	196.9	147.8	109.7	113.0	125.0	112.4	102.1	213.6	116.3	112.4
1990 Ø	124.1	114.4	116.9	105.1	236.8	160.0	115.6	114.2	135.7	114.8	104.5	229.4	125.7	116.6
1991 Ø	131.6	119.2	116.6	108.0	288.6	168.8	120.8	114.8	147.9	118.7	108.5	231.6	139.8	125.2
1989 J	114.3	107.3	112.1	102.8	182.6	139.5	107.4	0.0	121.2	110.7	101.7	198.4	113.1	109.9
1989 F	115.2	108.0	112.8	102.8	186.3	142.2	108.0	111.1	122.1	110.6	101.6	204.5	114.4	110.9
1989 M	115.8	108.3	112.8	102.8	190.4	144.1	108.5	0.0	123.1	111.2	101.6	208.4	114.9	111.4
1989 A	116.5	108.4	113.5	102.9	192.4	145.7	109.0	0.0	123.8	111.4	101.9	213.1	115.8	111.8
1989 M	117.7	108.8	113.5	103.0	237.4	146.8	109.3	113.4	124.6	111.5	102.0	213.9	116.4	112.2
1989 J	117.3	108.9	113.5	103.3	194.1	147.9	109.6	0.0	125.0	111.6	102.0	219.0	116.6	112.5
1989 J	117.6	109.1	113.5	103.3	194.5	149.0	109.9	0.0	125.4	119.7	102.1	220.7	116.9	113.0
1989 A	118.0	109.4	114.2	103.6	194.9	150.0	110.4	113.5	125.7	111.9	102.4	219.0	117.2	113.0
1989 S	118.2	109.6	114.2	103.6	195.5	151.1	110.7	0.0	126.3	111.9	102.4	216.5	117.6	113.1
1989 O	118.6	109.7	115.6	103.8	195.9	151.8	111.1	0.0	126.8	112.5	102.5	217.3	118.0	113.6
1989 N	118.8	109.9	115.6	104.0	196.8	152.6	111.4	114.2	127.4	112.6	102.8	216.6	117.2	113.6
1989 D	119.1	110.1	116.3	104.0	202.1	153.2	111.7	0.0	128.3	112.8	102.7	215.4	117.2	113.6
1990 J	120.0	110.3	116.3	104.3	215.4	155.5	112.3	0.0	129.3	113.0	102.7	214.7	117.9	114.4
1990 F	120.8	110.5	116.3	104.3	218.9	157.1	113.0	113.9	130.7	113.2	102.8	218.7	119.5	114.5
1990 M	121.6	110.9	117.0	104.4	221.7	157.8	113.9	0.0	132.0	113.4	103.3	224.7	120.5	115.7
1990 A	122.7	112.2	117.0	104.6	225.8	158.5	114.8	0.0	133.0	113.6	104.1	227.3	123.6	115.7
1990 M	123.8	113.7	117.0	104.8	236.7	159.3	115.3	113.9	133.8	114.0	104.7	231.2	126.8	116.2
1990 J	124.4	114.5	117.0	105.0	239.4	159.8	115.9	0.0	135.5	114.1	104.7	232.6	127.2	116.6
1990 J	125.1	114.8	117.0	105.2	242.4	160.6	116.2	0.0	136.5	115.2	105.0	232.7	129.3	117.2
1990 A	125.4	115.1	117.0	105.4	242.6	161.0	116.6	114.6	137.5	115.6	105.0	234.9	128.7	117.5
1990 S	125.8	115.5	117.7	105.5	244.6	161.8	116.8	0.0	138.7	116.1	105.2	235.0	129.1	117.9
1990 O	126.2	117.7	117.0	105.7	247.0	162.4	117.2	0.0	139.6	116.5	105.4	233.6	129.6	118.3
1990 N	126.5	118.7	117.0	105.8	252.1	162.9	117.6	114.5	140.3	116.5	105.4	233.9	128.9	118.0
1990 D	126.6	119.2	117.0	106.0	254.9	163.1	117.7	0.0	141.1	116.5	105.1	233.5	127.7	117.6
1991 J	127.3	116.7	117.7	106.2	254.9	165.1	118.2	0.0	142.2	117.0	105.9	232.1	129.8	122.4
1991 F	128.7	116.9	118.4	106.4	273.4	166.5	118.7	114.3	144.7	117.0	106.8	231.8	132.2	125.2
1991 M	129.4	117.4	118.4	106.7	281.8	167.3	119.4	0.0	145.1	117.5	107.8	233.5	133.4	125.1
1991 A	131.0	118.0	118.4	107.2	283.5	167.9	120.0	0.0	145.6	117.7	107.8	232.4	141.3	125.6
1991 M	131.7	118.7	118.4	107.5	288.6	168.4	120.5	114.4	146.4	117.9	108.5	233.4	142.7	125.4
1991 J	132.2	119.1	119.1	107.8	289.8	168.6	121.0	0.0	148.0	118.2	108.6	233.2	143.5	125.3
1991 J	132.5	119.2	114.2	108.3	292.9	169.2	121.1	0.0	149.0	118.2	108.8	233.5	143.1	125.3
1991 A	132.9	119.6	114.2	108.8	296.5	169.7	121.5	115.3	149.5	118.3	109.1	233.0	143.2	125.4
1991 S	133.1	120.1	114.2	109.0	296.5	170.0	121.8	0.0	150.1	119.3	109.2	229.0	143.3	125.8
1991 O	133.5	121.2	114.9	109.2	299.3	170.5	122.1	0.0	150.8	120.8	109.5	229.4	143.3	126.2
1991 N	133.6	121.5	115.6	109.5	300.2	171.2	122.3	115.4	151.3	121.2	109.6	229.1	142.0	125.6
1991 D	133.7	121.6	115.6	109.7	305.8	171.3	122.5	0.0	152.1	121.0	110.2	229.3	140.0	125.4

VERBRAUCHERPREISE
GETRAENKE, TABAK

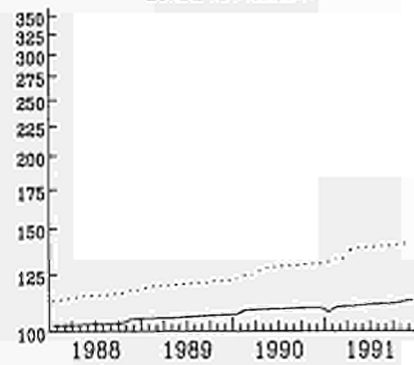
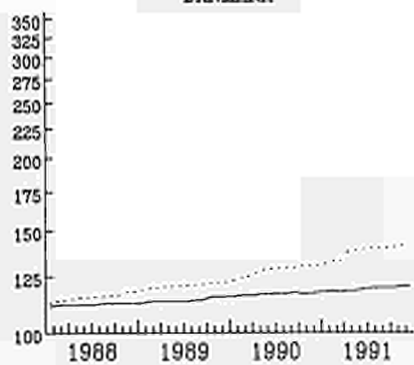
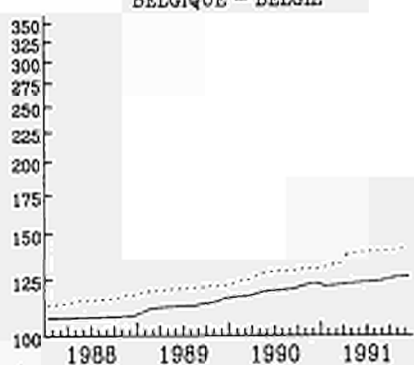
CONSUMER PRICES
DRINKS, TOBACCO
1985 = 100

PRIX A LA CONSOMMATION
BOISSONS ET TABAC

BELGIQUE - BELGIE

DANMARK

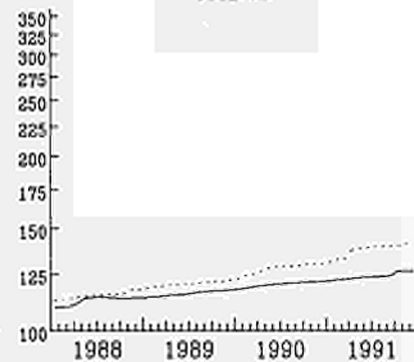
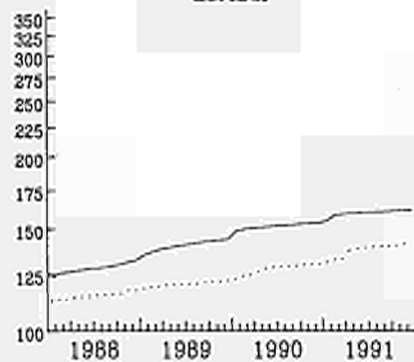
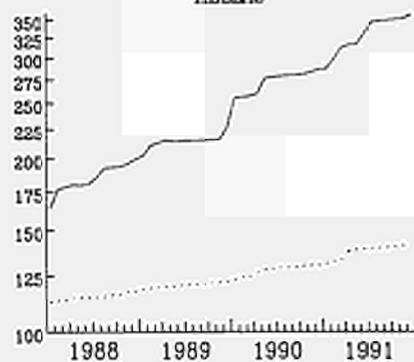
BR DEUTSCHLAND



HELLAS

ESPAÑA

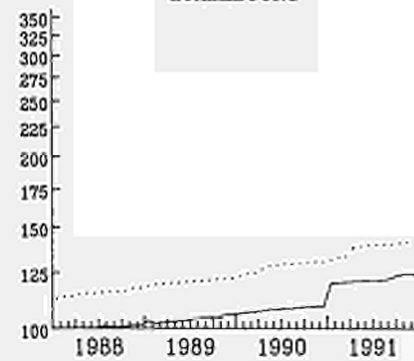
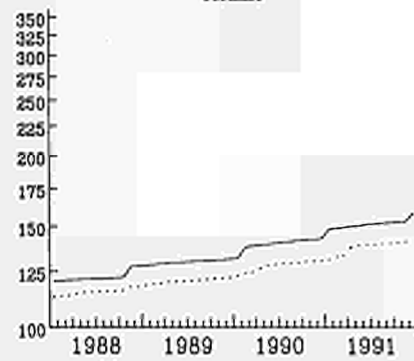
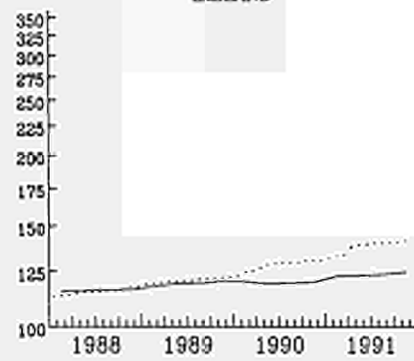
FRANCE



IRELAND

ITALIA

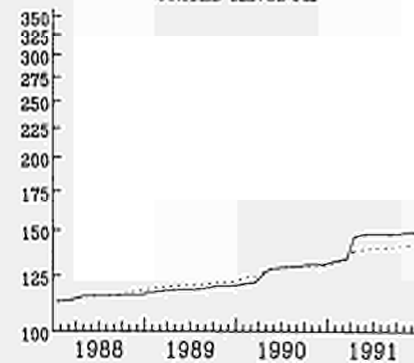
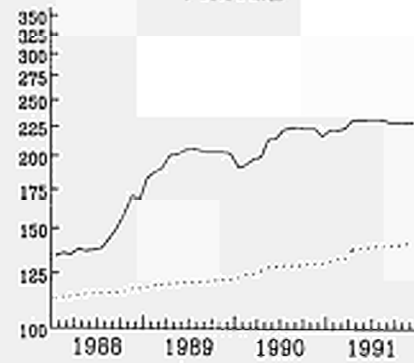
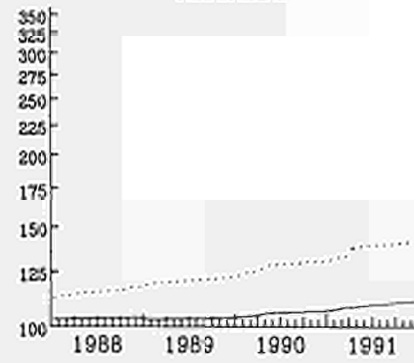
LUXEMBOURG



NEDERLAND

PORTUGAL

UNITED KINGDOM



EUR 12

EINFACH-LOGARITHMISCHE SKALA

SEMI-LOGARITHMIC SCALE

ECHELLE SEMI-LOGARITHMIQUE

CONSUMER PRICES

DRINKS(HOME CONSUMPTION)AND TOBACCO

C1

PRIX A LA CONSOMMATION

BOISSONS(CONSOMMATION A DOMICILE)ET TABAC

	EUR12	BELGIQUE BELGIE	DANMARK	BR DEUTSCH LAND	ELLAS	ESPAÑA	FRANCE	IRELAND	ITALIA	LUXEM- BOURG	NEDER- LAND	PORTU- GAL	UNITED KINGDOM	USA
	PRICE INDICES						1985 = 100		INDICES DE PRIX					
1988 Ø	115.1	107.7	111.9	103.0	185.2	128.2	112.8	115.7	122.2	100.6	103.3	145.7	114.8	115.9
1989 Ø	120.5	112.7	113.7	105.8	214.6	140.5	115.9	118.8	129.8	103.8	103.2	199.1	118.6	124.6
1990 Ø	127.9	119.5	116.4	108.9	272.4	151.7	120.2	119.2	139.8	107.9	105.5	211.5	127.4	132.9
1991 Ø	137.9	123.9	118.8	110.9	329.7	159.9	124.2	123.2	151.6	121.6	109.1	227.6	143.9	145.2
1989 J	118.5	109.6	112.4	105.3	202.3	135.2	114.1	0.0	128.0	103.1	102.9	183.3	116.8	120.6
1989 F	119.1	111.2	113.1	105.3	211.1	136.9	114.4	117.4	128.5	101.9	102.9	187.7	117.4	121.8
1989 M	119.4	111.8	113.1	105.3	213.1	138.1	114.7	0.0	128.9	102.3	102.9	190.4	117.6	122.3
1989 A	119.9	112.0	113.1	105.3	215.5	139.1	115.1	0.0	129.3	102.9	103.0	200.4	118.1	122.7
1989 M	120.1	112.3	113.1	105.4	214.2	139.8	115.3	118.9	129.6	103.0	103.1	201.0	118.3	123.4
1989 J	120.4	112.5	113.1	105.7	214.7	140.6	115.5	0.0	129.8	103.2	103.1	204.5	118.4	124.6
1989 J	120.6	112.6	113.1	105.8	215.3	141.2	116.0	0.0	130.0	103.9	103.2	205.8	118.5	126.0
1989 A	120.9	112.7	113.8	106.1	215.4	141.9	116.7	119.0	130.2	104.3	103.4	204.5	118.6	126.4
1989 S	121.2	113.6	113.8	106.2	215.6	142.6	116.9	0.0	130.4	105.0	103.4	202.8	119.2	126.3
1989 O	121.7	113.9	115.2	106.4	215.7	143.1	117.2	0.0	130.7	104.4	103.5	203.4	120.2	126.8
1989 N	121.8	114.5	115.2	106.5	216.1	143.5	117.3	120.0	131.0	105.7	103.6	203.0	120.2	126.8
1989 D	122.1	116.0	115.2	106.6	226.2	143.9	117.5	0.0	131.4	105.8	103.5	202.0	120.2	127.8
1990 J	123.0	116.6	115.2	106.7	255.1	148.8	118.0	0.0	131.8	106.2	104.0	190.4	120.6	129.1
1990 F	124.5	116.7	115.9	108.6	256.4	149.8	118.4	119.7	137.9	106.6	104.1	193.1	121.3	129.4
1990 M	124.9	117.0	115.9	108.7	256.9	150.3	119.1	0.0	138.5	106.8	104.4	197.1	121.7	130.2
1990 A	126.6	117.9	115.9	108.8	260.1	150.8	119.6	0.0	139.0	107.3	105.2	198.9	125.6	130.3
1990 M	128.3	119.0	116.6	108.9	276.0	151.2	120.0	118.8	139.3	107.8	105.7	213.3	128.6	131.0
1990 J	128.6	119.5	116.6	109.1	277.2	151.6	120.4	0.0	140.2	107.9	105.7	214.3	128.9	132.7
1990 J	129.2	119.8	116.6	109.2	278.7	152.1	120.6	0.0	140.6	108.3	106.0	222.0	129.7	134.6
1990 A	129.2	120.0	116.6	109.3	279.1	152.3	120.8	119.1	141.1	108.5	105.9	223.7	129.5	134.8
1990 S	129.5	120.2	117.3	109.4	279.7	152.8	121.0	0.0	141.7	108.7	106.1	223.8	129.8	135.0
1990 O	130.1	121.8	116.6	109.5	280.4	153.3	121.3	0.0	142.1	109.0	106.3	222.8	130.9	135.3
1990 N	130.3	122.7	116.6	109.5	282.9	153.7	121.5	119.4	142.4	109.1	106.6	223.0	130.9	135.6
1990 D	130.3	123.2	117.3	109.7	286.2	153.8	121.6	0.0	142.8	109.0	106.4	215.9	130.8	136.4
1991 J	131.3	121.5	117.3	107.8	287.0	155.1	121.9	0.0	148.5	119.9	106.9	221.7	132.1	141.1
1991 F	132.6	121.9	118.0	109.9	298.8	158.6	122.3	122.5	149.0	119.9	107.4	221.3	133.2	143.2
1991 M	133.2	122.4	117.3	110.1	311.6	159.1	122.7	0.0	149.4	120.3	108.1	222.7	133.7	143.5
1991 A	138.0	122.8	118.0	110.4	315.9	159.5	123.1	0.0	150.0	120.5	108.1	230.2	146.0	144.3
1991 M	138.6	123.3	118.0	110.5	316.2	159.8	123.4	122.7	150.6	120.7	108.7	230.9	147.3	144.3
1991 J	139.2	123.6	118.7	110.8	330.8	160.0	123.7	0.0	151.4	121.1	109.0	230.8	147.7	145.3
1991 J	139.5	123.7	119.4	111.1	345.9	160.3	123.9	0.0	151.8	121.0	109.4	231.0	147.5	145.5
1991 A	139.7	124.1	119.4	111.3	347.0	160.7	124.1	123.2	152.1	121.2	109.6	230.7	147.5	146.0
1991 S	139.8	124.6	119.4	111.4	348.7	160.8	124.4	0.0	152.4	122.3	109.9	227.8	147.6	146.5
1991 O	140.4	125.9	119.4	111.6	348.8	161.2	126.7	0.0	152.8	123.7	110.3	228.1	147.6	146.9
1991 N	141.1	126.3	120.1	112.7	350.4	161.6	126.8	124.4	153.1	124.2	110.6	227.9	148.6	147.5
1991 D	141.8	126.3	120.1	112.8	355.7	161.6	126.9	0.0	158.4	124.0	111.0	228.1	148.6	148.2

CONSUMER PRICES

TOBACCO

C2

PRIX A LA CONSOMMATION

TABACS

	EUR12	BELGIQUE BELGIE	DANMARK	BR DEUTSCH LAND	ELLAS	ESPANA	FRANCE	IRELAND	ITALIA	LUXEM- BOURG	NEDER- LAND	PORTU- GAL	UNITED KINGDOM	USA
	PRICE INDICES						1985 = 100	INDICES DE PRIX						
1988 Ø	117.8	114.3	112.3	104.3	198.1	124.2	122.4	119.9	125.8	115.1	104.4	146.4	117.0	125.0
1989 Ø	123.3	121.4	112.8	109.5	229.8	127.8	127.6	123.4	134.1	120.1	104.9	163.5	120.4	141.0
1990 Ø	131.0	131.2	115.8	114.6	295.2	137.4	128.7	122.9	143.4	123.9	107.2	182.8	128.7	155.6
1991 Ø	140.4	134.7	121.9	115.4	357.6	144.4	130.3	130.0	155.0	0.0	110.0	217.8	147.1	173.8
1989 J	122.1	115.0	112.3	108.9	218.8	127.8	126.6	0.0	134.1	120.1	104.9	146.4	119.6	134.6
1989 F	122.5	118.7	112.3	108.9	230.0	127.8	126.6	123.1	134.1	120.1	104.9	146.4	119.7	135.9
1989 M	122.6	119.9	112.3	108.9	230.0	127.8	126.6	0.0	134.1	120.1	104.9	146.4	119.8	136.5
1989 A	122.9	120.2	112.3	108.9	230.0	127.8	126.6	0.0	134.1	120.1	104.9	169.2	119.8	136.7
1989 M	122.9	120.4	112.3	108.9	230.0	127.8	126.6	123.1	134.1	120.1	104.9	169.2	119.8	138.1
1989 J	123.0	120.5	112.3	109.2	230.0	127.8	126.6	0.0	134.1	120.1	104.9	169.2	119.9	140.7
1989 J	123.2	120.6	112.3	109.4	230.0	127.8	127.6	0.0	134.1	120.1	104.9	169.2	119.8	143.6
1989 A	123.4	120.2	113.0	109.7	230.0	127.8	128.7	123.1	134.1	120.1	104.9	169.2	119.7	144.7
1989 S	123.7	122.9	113.0	110.0	230.0	127.8	128.7	0.0	134.1	120.1	104.9	169.2	120.5	144.2
1989 O	124.2	123.5	113.7	110.2	230.0	127.8	128.7	0.0	134.1	120.1	104.9	169.2	122.0	144.7
1989 N	124.4	125.1	113.7	110.2	230.0	127.8	128.7	124.4	134.1	120.1	104.9	169.2	122.4	144.5
1989 D	124.8	129.5	113.7	110.3	238.6	127.8	128.7	0.0	134.1	120.1	104.9	169.2	122.4	147.3
1990 J	126.5	130.8	113.7	110.3	281.5	137.3	128.7	0.0	134.1	120.1	106.0	169.2	122.6	149.2
1990 F	129.2	131.0	115.2	114.9	281.5	137.3	128.7	124.1	144.3	124.2	106.1	169.2	122.7	150.0
1990 M	129.2	131.0	115.2	115.0	281.5	137.3	128.7	0.0	144.3	124.2	106.1	169.2	122.8	150.1
1990 A	130.3	131.0	115.2	115.0	281.5	137.3	128.7	0.0	144.3	124.2	106.8	169.2	127.2	150.5
1990 M	131.5	131.1	115.2	115.0	302.0	137.3	128.7	122.4	144.3	124.2	107.4	169.5	130.0	151.5
1990 J	131.6	131.1	115.2	115.0	302.0	137.3	128.7	0.0	144.3	124.2	107.4	169.5	130.2	155.1
1990 J	132.0	131.1	116.6	115.0	302.0	137.3	128.7	0.0	144.3	124.2	107.4	196.1	130.2	159.2
1990 A	132.0	131.1	116.6	115.0	302.0	137.3	128.7	122.3	144.3	124.2	107.4	196.3	130.3	159.3
1990 S	132.0	131.1	116.6	115.0	302.0	137.3	128.7	0.0	144.3	124.2	107.4	196.3	130.4	159.3
1990 O	132.4	131.2	116.6	115.0	302.0	137.3	128.7	0.0	144.3	124.2	107.9	196.3	131.9	159.3
1990 N	132.6	131.8	116.6	115.0	302.0	137.6	128.7	123.0	144.3	124.2	108.5	196.3	132.4	160.5
1990 D	132.8	132.2	116.6	115.0	302.0	137.7	128.7	0.0	144.3	124.2	108.5	196.3	133.2	163.3
1991 J	134.4	132.8	116.6	115.0	302.0	137.7	128.7	0.0	154.2	0.0	108.5	196.3	133.8	167.8
1991 F	135.6	133.4	116.6	115.0	334.3	145.0	128.7	129.2	154.2	0.0	108.5	196.3	134.0	168.6
1991 M	135.7	133.8	118.0	115.0	335.2	145.0	128.7	0.0	154.2	0.0	108.5	196.3	134.0	169.4
1991 A	139.9	133.9	118.0	115.0	335.2	145.0	128.7	0.0	154.2	0.0	108.5	224.9	149.6	170.7
1991 M	140.2	134.0	118.0	115.0	335.2	145.0	128.7	129.4	154.2	0.0	109.0	224.9	150.8	171.1
1991 J	140.9	134.1	118.0	115.0	358.5	145.0	128.7	0.0	154.2	0.0	109.5	225.0	150.9	173.9
1991 J	141.8	134.1	125.8	115.0	381.8	145.0	128.7	0.0	154.2	0.0	110.4	225.0	150.9	174.6
1991 A	141.8	134.5	125.8	115.0	381.8	145.0	128.7	129.5	154.2	0.0	110.4	225.0	150.9	175.5
1991 S	141.9	134.9	126.5	115.0	381.8	145.0	128.9	0.0	154.2	0.0	110.9	225.0	150.8	176.3
1991 O	142.9	136.7	126.5	115.0	381.8	145.0	135.1	0.0	154.2	0.0	111.7	225.0	150.9	176.7
1991 N	144.2	137.2	126.5	117.4	381.8	145.0	135.1	131.8	154.2	0.0	112.2	225.2	153.5	179.1
1991 D	146.0	137.3	126.5	117.4	381.8	145.0	135.1	0.0	164.2	0.0	112.2	225.2	155.1	181.5

CONSUMER PRICES

CLOTHING AND FOOTWEAR(INCL. REPAIRS)

D

PRIX A LA CONSOMMATION

HABILLEMENT ET CHAUSSURES(Y COMPRIS REPARATIONS)

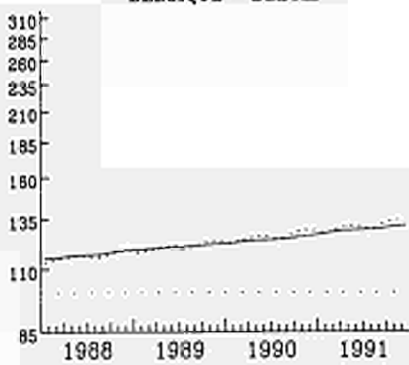
	EUR12	BELGIQUE BELGIE	DANMARK	BR DEUTSCH LAND	ELLAS	ESPANA	FRANCE	IRELAND	ITALIA	LUXEM- BOURG	NEDER- LAND	PORTU- GAL	UNITED KINGDOM	USA
	PRICE INDICES						1985 = 100		INDICES DE PRIX					
1988 J	115.9	117.0	119.0	104.5	180.2	129.6	115.4	106.2	122.2	110.9	97.4	159.7	107.9	109.7
1989 J	120.8	120.6	125.6	106.0	209.2	136.2	118.7	108.3	129.7	113.4	95.0	176.1	113.8	112.8
1990 J	125.7	124.2	126.5	107.5	246.5	143.0	122.4	109.9	137.2	116.7	94.1	191.6	119.1	118.0
1991 J	131.0	129.2	129.6	110.1	287.7	150.7	126.4	111.6	144.6	120.7	92.4	215.8	122.7	122.4
1989 J	117.8	119.2	113.2	105.3	190.9	133.7	117.2	0.0	126.1	112.1	88.5	170.8	109.7	109.7
1989 F	118.3	119.4	121.3	105.4	180.3	134.0	117.4	106.8	126.6	112.2	91.0	171.9	111.0	109.7
1989 M	119.5	119.7	128.0	105.7	202.2	134.4	117.7	0.0	127.6	112.3	96.0	171.8	111.5	113.5
1989 A	120.5	119.8	128.8	105.8	202.4	135.1	118.1	0.0	128.4	112.8	100.9	172.6	113.7	115.0
1989 M	120.8	120.2	128.8	105.9	202.6	135.5	118.4	108.0	128.9	113.2	100.6	173.8	114.4	114.5
1989 J	121.0	120.5	126.6	106.0	212.4	135.8	118.6	0.0	129.2	113.4	98.6	175.0	114.5	112.1
1989 J	120.1	120.6	118.4	105.9	207.9	135.9	118.7	0.0	129.4	113.5	89.3	175.5	112.5	109.4
1989 A	120.2	120.7	123.6	106.0	196.0	136.0	118.8	108.2	129.5	113.5	91.2	175.6	112.6	109.4
1989 S	121.5	121.1	129.5	106.2	213.6	136.7	119.3	0.0	130.3	113.5	95.0	177.0	114.9	114.1
1989 O	123.0	121.5	130.3	106.5	233.3	137.9	119.8	0.0	132.8	114.2	97.0	179.8	116.3	116.7
1989 N	123.5	121.8	130.3	106.5	233.8	139.5	120.3	110.1	133.5	115.0	96.6	183.8	117.0	116.1
1989 D	123.6	122.1	128.0	106.5	234.3	139.9	120.5	0.0	133.9	115.2	94.8	185.8	117.0	113.4
1990 J	122.6	122.2	119.1	106.6	224.1	140.1	120.6	0.0	134.1	115.2	86.4	186.3	114.8	111.0
1990 F	123.2	122.6	124.3	106.7	213.8	140.2	120.8	109.5	134.5	115.2	89.1	186.9	116.4	114.5
1990 M	124.3	123.2	128.8	106.9	236.4	140.6	121.2	0.0	135.3	115.4	94.0	186.9	117.3	119.3
1990 A	125.2	123.6	128.8	107.0	236.8	141.6	121.6	0.0	136.1	116.2	99.1	188.2	119.0	120.5
1990 M	125.6	123.8	129.5	107.2	237.4	142.3	121.9	110.0	136.5	116.7	98.8	189.9	119.6	119.4
1990 J	125.8	123.9	127.3	107.2	250.4	142.8	122.1	0.0	136.7	116.9	97.1	190.6	119.4	117.3
1990 J	124.7	124.0	119.1	107.3	242.5	142.9	122.2	0.0	136.8	116.9	88.6	190.8	116.5	114.9
1990 A	125.1	124.2	124.3	107.4	234.8	143.0	122.4	109.0	136.9	116.8	90.5	191.7	117.8	116.2
1990 S	126.5	124.8	129.5	107.8	249.2	143.6	122.9	0.0	137.8	116.9	95.0	193.1	120.6	120.6
1990 O	128.0	125.4	129.5	108.1	274.7	145.3	123.6	0.0	139.9	117.3	97.4	197.3	121.8	122.1
1990 N	128.9	125.9	129.5	108.6	279.1	146.9	124.3	111.1	140.8	118.2	97.0	204.3	122.8	121.3
1990 D	128.9	126.3	128.0	108.7	279.3	147.5	124.5	0.0	141.1	118.4	96.6	192.8	122.8	119.2
1991 J	127.7	127.1	120.6	108.8	266.9	147.7	124.6	0.0	141.0	118.5	86.1	208.5	118.3	117.8
1991 F	128.1	127.5	126.6	108.9	254.5	147.9	124.9	110.3	141.5	118.7	87.7	207.2	119.3	120.0
1991 M	129.3	128.2	131.8	109.2	268.0	148.5	125.3	0.0	142.3	118.8	92.9	208.9	120.9	122.5
1991 A	130.4	128.6	131.8	109.5	280.9	149.4	125.8	0.0	143.4	119.9	92.9	210.4	123.5	123.8
1991 M	131.0	128.9	131.8	109.8	281.3	150.1	126.0	111.3	143.9	120.8	96.5	212.4	124.0	123.1
1991 J	131.3	129.1	129.5	109.9	293.8	150.3	126.3	0.0	144.3	120.8	95.0	213.7	124.3	120.7
1991 J	130.0	129.2	123.6	110.0	283.8	150.5	126.3	0.0	144.5	120.9	87.0	215.1	119.7	119.1
1991 A	130.2	129.3	126.6	110.2	273.7	150.7	126.5	111.4	144.6	121.2	88.6	215.6	119.9	121.4
1991 S	132.0	129.8	133.3	110.7	295.1	151.3	127.0	0.0	145.2	121.3	94.0	217.0	124.4	124.9
1991 O	133.5	130.5	134.0	111.0	316.0	152.8	127.6	0.0	147.1	121.9	97.0	222.1	125.8	126.2
1991 N	134.2	131.1	133.3	111.5	319.1	154.4	128.1	113.4	148.3	122.7	96.7	228.3	126.1	126.4
1991 D	134.4	131.2	132.5	111.6	318.9	154.9	128.4	0.0	148.9	123.1	94.8	230.7	126.3	123.3

VERBRAUCHERPREISE
BEKLEIDUNG, SCHUHE

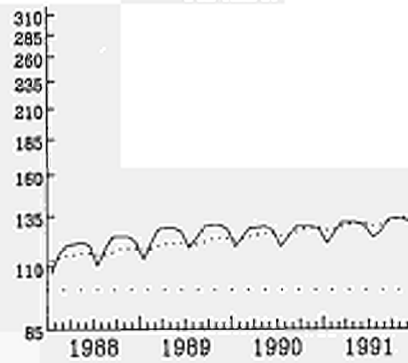
CONSUMER PRICES
CLOTHING, FOOTWEAR
1985 = 100

PRIX A LA CONSOMMATION
HABILLEMENT, CHAUSSURES

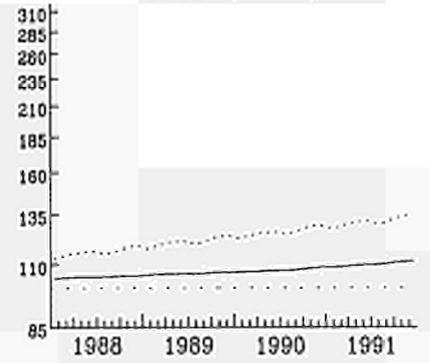
BELGIQUE - BELGIE



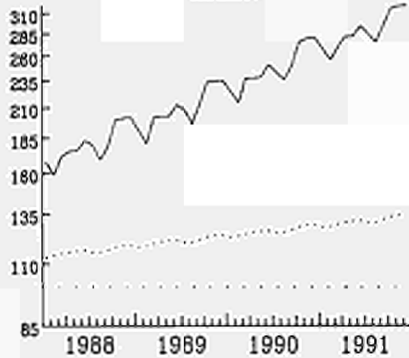
DANMARK



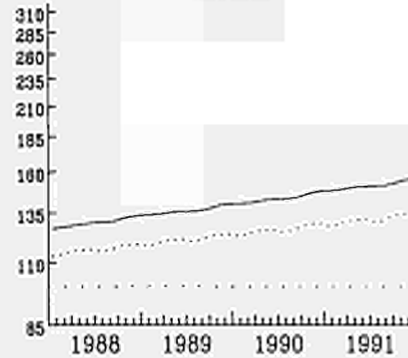
BR DEUTSCHLAND



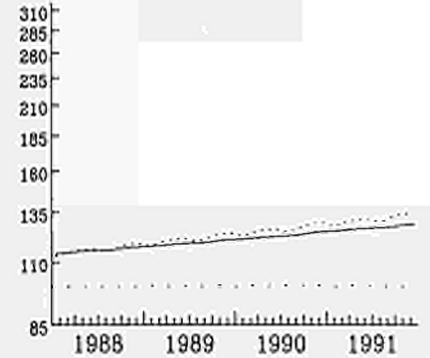
HELLAS



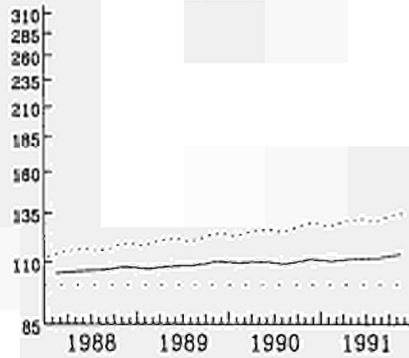
ESPAÑA



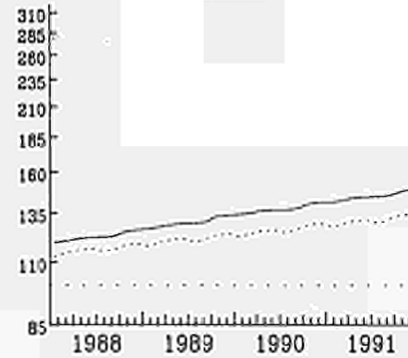
FRANCE



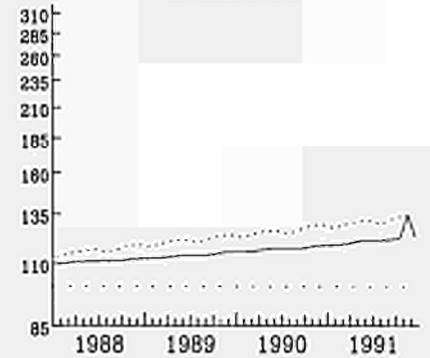
IRELAND



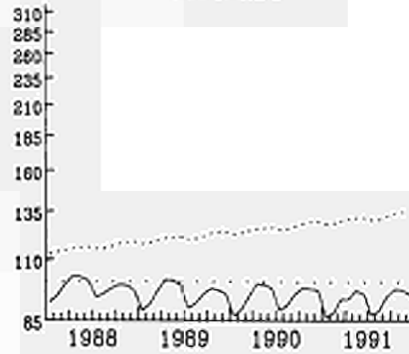
ITALIA



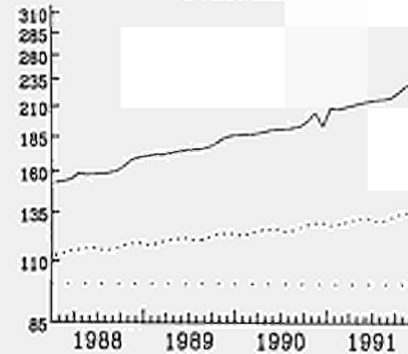
LUXEMBOURG



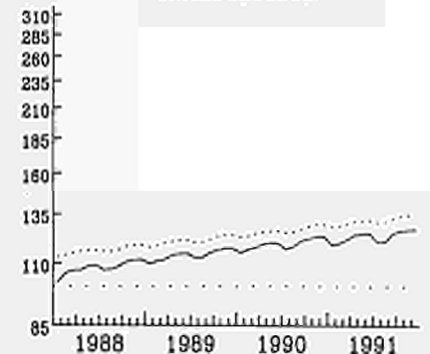
NEDERLAND



PORTUGAL



UNITED KINGDOM



EINFACHE-LOGARITHMISCHE SKALA

EUR 12
SEMI-LOGARITHMIC SCALE

ECHILLE SEMI-LOGARITHMIQUE

CONSUMER PRICES

D1

PRIX A LA CONSOMMATION

CLOTHING(INCL. REPAIRS)

HABILLEMENT(Y COMPRIS REPARATIONS)

	EUR12	BELGIQUE BELGIE	DANMARK	BR DEUTSCH LAND	ELLAS	ESPANA	FRANCE	IRELAND	ITALIA	LUXEM- BOURG	NEDER- LAND	PORTU- GAL	UNITED KINGDOM	USA
	PRICE INDICES						1985 = 100		INDICES DE PRIX					
1988 Ø	114.9	118.1	121.1	104.4	184.7	130.9	115.9	106.6	122.1	110.7	97.7	168.4	107.7	110.4
1989 Ø	119.9	122.0	128.0	105.8	214.6	137.9	119.4	108.8	129.6	113.2	95.0	187.6	113.3	113.5
1990 Ø	124.8	126.0	128.2	107.1	254.2	144.9	123.0	111.2	137.3	116.2	94.1	204.7	118.2	118.6
1991 Ø	130.1	131.3	130.5	109.8	297.2	152.7	127.2	112.8	144.8	120.3	92.7	227.7	121.3	123.0
1989 J	116.6	120.6	114.4	105.2	191.2	135.3	117.8	0.0	126.1	111.7	88.6	181.9	108.9	110.2
1989 F	117.2	120.8	124.0	105.4	184.9	135.5	118.0	107.6	126.5	111.8	90.7	183.2	110.3	110.2
1989 M	118.5	121.1	131.4	105.6	208.6	136.0	118.4	0.0	127.5	112.0	96.4	182.9	110.9	114.3
1989 A	119.6	121.2	132.1	105.7	208.8	136.7	118.8	0.0	128.4	112.5	101.3	183.7	113.5	116.0
1989 M	120.0	121.7	132.1	105.8	209.0	137.2	119.1	108.8	128.8	113.0	100.9	185.2	114.2	115.4
1989 J	120.2	122.0	129.2	105.9	218.9	137.5	119.2	0.0	129.1	113.2	98.7	186.5	114.3	112.6
1989 J	119.1	122.0	119.6	105.8	215.2	137.6	119.4	0.0	129.3	113.2	89.6	186.7	111.8	109.8
1989 A	119.1	122.2	125.5	105.9	201.8	137.7	119.5	107.4	129.4	113.4	91.5	186.8	111.9	109.7
1989 S	120.5	122.6	132.1	106.0	217.0	138.3	119.9	0.0	130.3	113.4	95.0	188.6	114.5	115.0
1989 O	122.1	123.0	132.8	106.3	237.0	139.6	120.4	0.0	132.7	114.0	96.9	191.8	115.8	117.8
1989 N	122.7	123.4	132.8	106.3	241.1	141.3	120.9	111.5	133.4	114.9	96.4	196.7	116.6	117.1
1989 D	122.8	123.8	130.6	106.3	241.6	141.7	121.1	0.0	134.0	114.9	94.4	197.8	116.6	113.9
1990 J	121.5	123.8	119.6	106.3	230.5	141.9	121.3	0.0	134.2	114.9	86.4	198.7	113.8	111.2
1990 F	122.0	124.3	126.2	106.4	219.3	142.1	121.4	110.7	134.5	114.9	89.0	199.7	115.5	115.1
1990 M	123.4	125.0	131.4	106.6	244.2	142.4	121.8	0.0	135.3	114.9	94.5	199.2	116.5	120.3
1990 A	124.4	125.3	131.4	106.7	244.5	143.4	122.3	0.0	136.1	115.8	99.4	200.8	118.5	121.6
1990 M	124.7	125.6	131.4	106.9	245.0	144.1	122.6	111.4	136.5	116.3	99.0	202.1	119.1	120.2
1990 J	124.9	125.8	129.2	106.9	257.7	144.7	122.8	0.0	136.6	116.3	97.0	202.7	118.7	117.8
1990 J	123.6	125.8	119.6	107.0	249.7	144.8	122.8	0.0	136.8	116.3	88.7	202.5	115.4	115.2
1990 A	123.9	126.1	125.5	107.1	242.0	144.9	123.0	110.1	136.9	116.2	90.6	203.5	116.6	116.6
1990 S	125.6	126.6	131.4	107.4	256.5	145.5	123.6	0.0	137.8	116.3	95.0	205.2	119.7	121.3
1990 O	127.4	127.4	131.4	107.8	283.8	147.1	124.3	0.0	140.1	116.6	97.5	209.1	120.9	122.9
1990 N	128.3	128.0	131.4	108.2	288.3	148.8	125.0	112.5	141.0	117.5	97.1	215.8	121.9	122.0
1990 D	128.3	128.3	129.9	108.3	288.5	149.4	125.3	0.0	141.3	117.7	95.3	217.2	121.8	119.6
1991 J	126.8	129.1	120.3	108.5	288.5	149.6	125.4	0.0	141.3	118.0	86.4	218.1	116.6	118.0
1991 F	126.9	129.4	126.9	108.9	263.5	149.8	125.7	111.5	141.6	118.3	87.7	219.0	117.6	120.5
1991 M	128.3	130.3	132.8	109.3	276.4	150.4	126.0	0.0	142.5	118.5	92.9	220.9	119.4	123.2
1991 A	129.8	130.7	133.6	109.6	290.3	151.5	126.5	0.0	143.6	119.4	96.8	222.4	122.1	124.5
1991 M	130.1	131.0	133.6	109.5	290.7	152.1	126.7	112.5	144.2	120.3	96.5	224.0	122.6	123.8
1991 J	130.4	131.2	130.6	109.5	303.5	152.4	127.0	0.0	144.6	120.4	94.8	225.3	122.9	121.0
1991 J	128.9	131.3	124.0	109.6	294.1	152.6	127.1	0.0	144.7	120.4	87.2	228.8	117.8	119.2
1991 A	128.9	131.4	126.2	109.9	284.6	152.7	127.2	112.7	144.9	120.8	87.9	227.2	118.1	121.8
1991 S	130.8	131.9	134.3	110.3	284.6	153.3	128.3	0.0	145.4	120.9	93.7	228.8	123.2	125.6
1991 O	133.0	132.7	135.1	110.6	328.2	154.9	128.8	0.0	147.5	121.6	96.9	234.3	124.7	127.1
1991 N	133.6	133.4	135.1	111.2	330.9	156.5	128.8	114.7	148.6	122.4	96.6	240.9	125.1	127.3
1991 D	133.8	133.5	133.6	111.3	330.6	157.0	129.0	0.0	149.1	122.8	94.5	243.0	125.1	123.7

CONSUMER PRICES

D2

PRIX A LA CONSOMMATION

FOOTWEAR(INCL. REPAIRS)

CHAUSSURES(Y COMPRIS REPARATIONS)

	EUR12	BELGIQUE BELGIE	DANMARK	BR DEUTSCH LAND	ELLAS	ESPANA	FRANCE	IRELAND	ITALIA	LUXEM- BOURG	NEDER- LAND	PORTU- GAL	UNITED KINGDOM	USA
	PRICE INDICES						1985 = 100	INDICES DE PRIX						
1988 Ø	115.0	112.0	108.2	104.8	164.5	125.3	113.4	104.6	122.7	111.7	95.9	139.1	109.7	109.7
1989 Ø	119.7	114.3	112.6	106.5	186.1	130.6	116.1	104.8	129.7	114.3	94.6	152.9	115.4	111.7
1990 Ø	125.3	116.2	118.7	108.8	218.8	136.8	120.3	105.7	137.0	118.6	93.6	165.5	122.3	114.7
1991 Ø	130.9	120.0	126.1	111.7	250.4	143.8	123.7	107.6	143.9	122.1	92.3	188.1	128.1	118.1
1989 J	117.0	113.5	106.6	105.6	171.3	128.5	114.7	0.0	126.3	113.5	88.3	145.5	112.5	109.6
1989 F	117.7	113.6	109.7	105.7	163.4	128.7	115.0	103.9	127.0	113.5	92.2	152.2	113.6	110.1
1989 M	118.3	113.7	111.3	106.0	179.1	129.0	115.2	0.0	127.3	113.7	94.0	156.2	113.6	111.5
1989 A	119.1	113.7	112.1	106.1	179.3	129.5	115.5	0.0	128.5	113.9	98.7	158.1	114.2	112.7
1989 M	119.2	114.0	112.9	106.3	179.3	129.9	115.7	105.2	129.1	114.2	98.8	147.5	114.8	112.3
1989 J	119.6	114.2	112.9	106.3	188.9	130.1	115.9	0.0	129.5	114.2	98.0	148.6	115.2	111.4
1989 J	119.1	114.3	110.5	106.4	184.5	130.3	116.0	0.0	129.7	114.2	88.3	150.1	114.7	110.8
1989 A	119.2	114.5	113.7	106.5	176.3	130.4	116.1	104.5	129.7	114.2	89.8	149.9	115.1	110.0
1989 S	120.3	114.7	115.2	106.9	189.4	131.1	116.5	0.0	130.5	114.2	94.7	150.1	116.4	111.5
1989 O	121.9	114.9	115.2	107.2	207.1	132.2	117.3	0.0	132.5	114.2	97.5	155.6	118.1	114.9
1989 N	122.4	115.0	115.2	107.4	207.3	133.3	117.7	105.6	133.1	115.5	97.8	159.7	118.3	113.9
1989 D	122.7	115.0	116.0	107.4	207.6	133.9	118.2	0.0	133.5	116.2	96.7	161.6	118.3	112.1
1990 J	122.2	115.0	113.7	107.6	200.9	134.0	118.2	0.0	134.0	116.2	86.7	159.2	118.1	110.5
1990 F	122.6	115.3	116.0	107.9	193.9	134.2	118.3	105.5	134.3	116.2	89.7	158.8	119.4	111.9
1990 M	123.5	115.7	117.6	108.2	208.4	134.5	118.6	0.0	135.3	117.2	91.5	159.9	120.1	114.2
1990 A	125.3	115.9	117.6	108.4	209.0	135.4	125.5	0.0	136.0	117.4	97.6	160.7	120.9	115.9
1990 M	124.8	116.0	117.6	108.6	210.0	136.0	119.4	105.5	136.6	118.2	98.0	161.8	121.7	115.8
1990 J	125.2	116.1	117.6	108.6	223.7	136.4	119.6	0.0	136.8	119.2	97.6	162.6	122.1	114.6
1990 J	124.6	116.2	115.2	108.7	216.2	136.5	119.8	0.0	136.9	119.2	88.0	164.1	121.0	113.4
1990 A	125.0	116.3	119.9	108.8	208.6	136.6	120.0	105.2	137.0	119.2	90.3	164.6	122.6	113.6
1990 S	126.0	116.7	121.5	109.3	222.3	137.3	120.2	0.0	137.7	119.2	95.0	165.6	123.8	115.9
1990 O	127.5	117.0	122.3	109.8	241.7	139.0	121.0	0.0	139.1	119.9	96.5	170.4	125.2	117.7
1990 N	128.4	117.2	122.3	110.1	245.5	140.5	121.7	106.6	139.9	120.7	96.5	178.4	126.1	116.9
1990 D	128.7	117.5	123.1	110.2	245.7	141.1	121.7	0.0	140.2	121.1	96.1	179.9	126.5	115.7
1991 J	128.1	118.6	119.1	110.4	245.7	141.3	121.8	0.0	140.6	120.0	85.0	180.4	124.9	114.6
1991 F	128.3	119.0	123.8	110.5	229.3	141.4	122.0	106.3	141.0	120.0	87.0	180.8	125.8	115.7
1991 M	129.0	119.3	125.4	110.9	237.5	141.9	122.3	0.0	141.7	120.0	87.0	181.9	126.5	118.0
1991 A	130.2	119.5	126.2	111.2	246.5	142.6	123.0	0.0	142.5	122.0	91.3	183.2	128.8	119.1
1991 M	130.9	119.6	126.2	111.3	246.9	143.2	123.4	107.7	143.3	122.6	96.4	186.4	129.4	118.9
1991 J	131.3	119.8	125.4	111.4	258.6	143.5	123.6	0.0	143.7	122.6	96.3	187.8	129.2	117.4
1991 J	130.4	119.9	123.8	111.5	246.4	143.6	123.7	0.0	143.8	122.6	86.4	188.0	127.2	116.6
1991 A	130.6	120.2	127.0	111.7	234.4	143.7	123.8	107.3	144.0	122.6	91.6	189.8	127.3	117.4
1991 S	131.5	120.4	128.5	112.4	234.4	144.3	124.2	0.0	144.7	122.6	95.4	190.6	128.7	119.4
1991 O	132.9	121.1	129.3	112.9	271.9	145.7	124.9	0.0	146.3	123.1	97.3	184.8	129.6	120.6
1991 N	133.9	121.2	129.3	113.1	276.6	147.1	125.5	109.0	147.3	123.8	97.1	200.0	129.4	120.6
1991 D	134.3	121.3	128.5	113.2	276.6	147.5	125.8	0.0	147.5	123.9	96.4	203.5	130.4	119.0

CONSUMER PRICES

RENT, HEATING AND LIGHTING (1)

E

PRIX A LA CONSOMMATION

LOYERS, CHAUFFAGE ET ECLAIRAGE (1)

	EUR12	BELGIQUE BELGIE	DANMARK	BR. DEUTSCH LAND	ELLAS	ESPANA	FRANCE	IRELAND	ITALIA	LUXEM- BOURG	NEDER- LAND	PORTU- GAL	UNITED KINGDOM	USA
	PRICE INDICES					1985 = 100			INDICES DE PRIX					
1988 Ø	108.0	93.5	114.6	97.0	157.1	115.9	108.8	100.7	108.8	84.2	97.3	127.0	118.5	109.9
1989 Ø	115.8	96.7	122.4	101.0	174.1	124.8	113.4	104.6	115.6	89.3	99.0	144.6	138.2	114.1
1990 Ø	125.9	100.4	128.4	104.7	218.1	134.6	119.1	107.7	127.5	94.2	103.5	168.5	163.3	119.2
1991 Ø	131.9	103.6	133.3	109.2	275.2	144.3	124.7	111.7	138.8	97.9	108.8	197.3	163.4	124.0
1989 J	112.2	95.2	118.9	99.6	167.4	119.4	111.3	0.0	112.8	86.3	97.4	133.5	128.9	112.0
1989 F	112.9	95.5	119.6	99.8	168.2	121.6	111.4	103.3	113.0	87.8	97.4	138.1	130.8	112.3
1989 M	113.1	95.6	119.6	100.1	169.1	122.4	111.3	0.0	113.0	87.9	97.4	138.2	131.4	112.7
1989 A	114.5	96.3	120.3	100.5	170.7	123.4	111.5	0.0	113.8	88.0	97.5	138.8	136.7	112.8
1989 M	115.0	96.1	123.0	100.6	172.4	124.0	112.7	104.2	113.9	88.9	97.4	148.2	137.5	113.3
1989 J	115.4	96.3	122.3	100.7	173.8	124.5	112.8	0.0	114.2	88.9	97.4	148.2	138.6	114.0
1989 J	116.1	96.4	123.0	100.8	174.4	125.7	113.4	0.0	114.8	89.5	100.4	148.2	139.6	114.9
1989 A	116.4	96.7	123.0	101.2	174.9	126.4	113.7	104.7	114.9	89.7	100.5	148.3	140.3	115.2
1989 S	116.9	97.7	123.6	101.7	176.5	126.7	113.7	0.0	115.4	89.9	100.5	148.3	141.1	115.3
1989 O	118.3	98.0	123.6	102.1	178.7	127.2	115.4	0.0	119.3	91.0	100.6	148.3	142.3	115.4
1989 N	119.2	98.1	125.6	102.4	179.6	128.1	115.7	106.4	120.1	91.5	100.6	148.3	145.8	115.5
1989 D	120.0	98.9	126.3	103.1	184.1	128.6	116.3	0.0	122.0	92.0	100.7	148.3	145.8	115.9
1990 J	121.1	99.2	125.6	103.4	191.6	129.1	117.5	0.0	124.0	94.4	101.8	154.2	147.5	116.8
1990 F	121.1	98.7	125.6	103.0	193.9	131.7	117.0	107.0	123.5	93.1	101.9	154.5	148.1	117.0
1990 M	121.9	99.0	125.6	103.2	196.3	132.5	116.9	0.0	123.9	92.1	101.9	161.0	151.5	117.6
1990 A	124.5	99.3	125.0	103.5	197.8	133.4	117.6	0.0	125.0	92.2	102.0	165.5	163.5	117.6
1990 M	125.1	99.0	127.7	103.7	218.7	133.9	117.8	106.5	124.9	92.0	102.0	165.5	165.2	117.9
1990 J	125.3	98.7	127.0	103.7	219.9	134.4	117.7	0.0	124.8	91.4	102.0	165.8	166.5	119.0
1990 J	126.0	99.0	127.7	104.0	221.4	135.1	118.0	0.0	125.3	90.8	104.9	166.2	167.8	119.9
1990 A	127.4	100.2	129.7	105.2	226.9	135.7	119.4	107.3	127.8	92.3	105.0	166.4	169.2	120.8
1990 S	128.3	101.7	131.0	105.7	232.6	136.4	120.3	0.0	128.9	94.0	105.1	174.7	170.1	121.1
1990 O	130.3	104.0	131.7	107.0	235.0	137.0	122.6	0.0	133.4	97.5	105.1	177.7	171.6	121.2
1990 N	130.1	103.5	132.4	106.7	239.4	137.7	122.3	110.0	134.4	100.4	105.1	185.4	169.5	121.0
1990 D	130.1	103.0	131.7	106.8	243.2	138.4	122.3	0.0	134.6	100.3	105.0	185.5	169.3	121.1
1991 J	131.8	103.5	132.4	107.8	251.7	141.5	123.8	0.0	137.7	99.2	106.2	186.7	170.4	122.3
1991 F	132.3	103.9	131.0	108.3	253.7	142.4	124.0	110.0	138.8	99.3	106.2	196.8	171.1	122.8
1991 M	131.9	102.0	132.4	107.3	257.7	142.7	123.2	0.0	139.0	99.7	106.0	197.9	171.3	123.0
1991 A	131.0	102.2	131.0	107.9	267.0	142.8	123.6	0.0	139.5	95.5	106.2	199.5	163.2	122.9
1991 M	130.6	102.7	133.7	108.5	269.7	143.5	123.7	111.5	136.0	95.8	106.4	197.8	162.1	123.2
1991 J	130.8	102.9	133.7	108.8	271.2	143.8	123.7	0.0	136.6	96.0	106.4	198.1	162.1	123.8
1991 J	131.5	103.6	133.7	109.5	278.3	144.3	124.4	0.0	137.6	96.8	111.4	198.2	161.2	124.5
1991 A	131.6	104.0	133.7	109.6	287.7	144.7	124.9	112.1	137.8	97.4	111.4	198.2	160.3	124.8
1991 S	132.0	104.4	133.7	110.2	287.2	145.0	125.1	0.0	138.6	97.8	111.4	198.2	160.4	125.0
1991 O	132.6	104.8	134.4	110.8	288.6	145.6	126.5	0.0	140.4	97.9	111.5	198.5	159.4	125.0
1991 N	133.2	104.9	135.1	111.1	292.8	147.2	126.8	113.3	141.7	100.2	111.4	198.5	159.7	125.0
1991 D	133.2	104.1	135.1	111.1	296.6	148.2	126.7	0.0	141.7	99.3	111.3	198.5	159.9	125.2

2) EXCLUDING RENTS FOR LUXEMBOURG

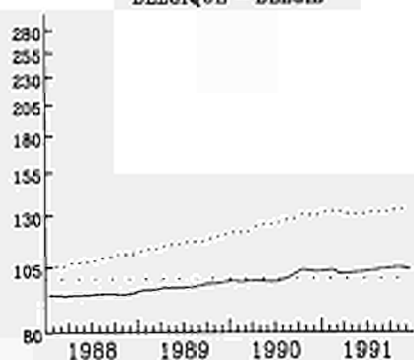
2) SANS LOYERS POUR LE LUXEMBOURG

VERBRAUCHERPREISE
MIETE, HEIZUNG, BELEUCHTUNG

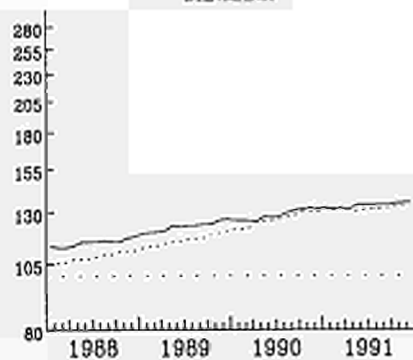
CONSUMER PRICES
RENT, FUEL, POWER
1985 = 100

PRIX A LA CONSOMMATION
LOGEMENT, CHAUFFAGE, ECLAIRAGE

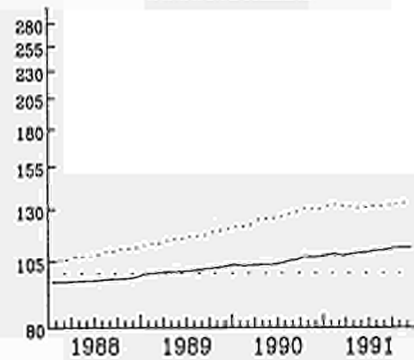
BELGIQUE - BELGIE



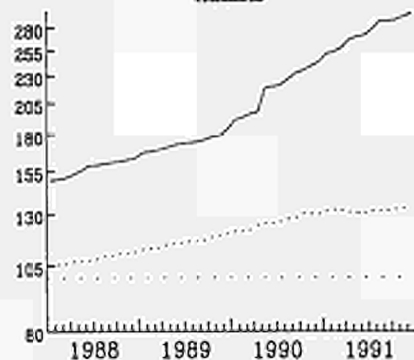
DANMARK



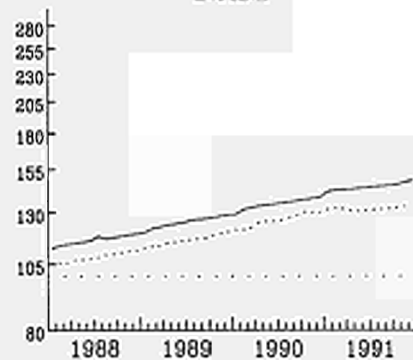
BR DEUTSCHLAND



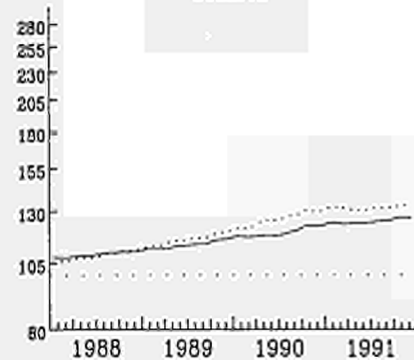
HELLAS



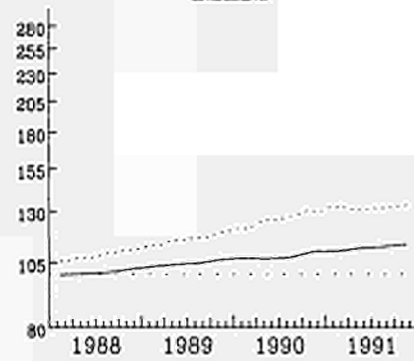
ESPAÑA



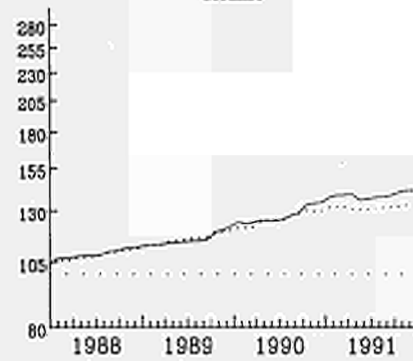
FRANCE



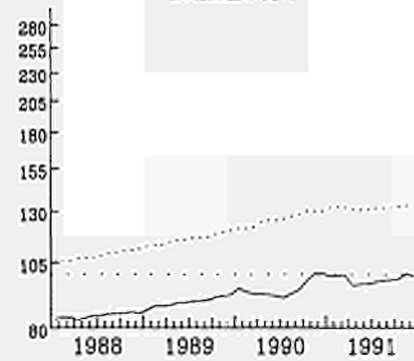
IRELAND



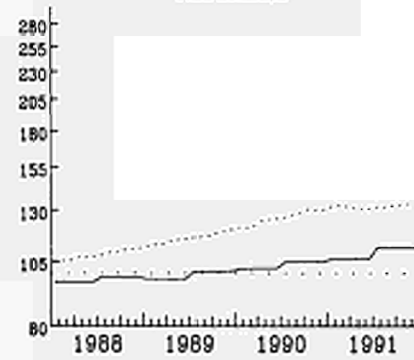
ITALIA



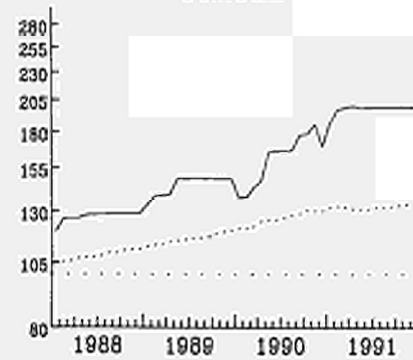
LUXEMBOURG



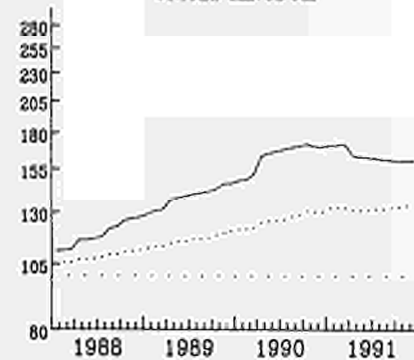
NEDERLAND



PORTUGAL



UNITED KINGDOM



EUR 12

KINFACH-LOGARITHMISCHE SKALA

SEMI-LOGARITHMIC SCALE

ECHELLE SEMI-LOGARITHMIQUE

CONSUMER PRICES

RENTS AND WATER CHARGES (1),(2),(3)

E1

PRIX A LA CONSOMMATION

LOYERS ET CHARGES D'EAU (1),(2),(3)

	EUR12	BELGIQUE BELGIE	DANMARK	BR DEUTSCH LAND	ELLAS	ESPANA	FRANCE	IRELAND	ITALIA	LUXEM- BOURG	NEDER- LAND	PORTU- GAL	UNITED KINGDOM	USA
	PRICE INDICES						1985 = 100		INDICES DE PRIX					
1988 Ø	117.5	110.1	116.3	106.5	172.8	114.3	118.3	114.6	121.6	123.1	107.3	:	124.9	115.8
1989 Ø	127.4	113.7	123.8	108.8	199.9	121.7	124.6	123.9	129.1	131.1	110.5	:	150.2	121.0
1990 Ø	139.6	117.7	130.6	112.5	247.6	130.6	130.7	128.1	137.8	138.8	113.7	:	181.9	127.5
1991 Ø	144.6	121.7	136.5	117.3	307.7	141.4	137.3	134.8	146.8	149.2	118.5	:	176.0	133.2
1989 J	122.9	112.2	120.4	107.4	190.3	117.4	122.1	0.0	126.3	128.6	108.9	:	138.4	118.2
1989 F	123.7	113.0	120.4	107.7	190.3	118.4	122.3	122.1	126.5	128.6	109.0	:	141.0	118.7
1989 M	124.1	113.2	121.1	108.0	191.7	119.4	122.3	0.0	126.5	128.6	109.0	:	141.9	119.5
1989 A	126.2	113.3	121.1	108.3	194.4	120.0	123.7	0.0	127.8	130.5	109.0	:	148.8	119.5
1989 M	126.7	113.5	124.5	108.5	197.3	121.0	123.8	124.6	128.1	130.5	109.0	:	149.6	120.0
1989 J	127.1	113.6	124.5	108.7	199.7	121.7	123.8	0.0	128.1	130.5	109.0	:	150.6	120.5
1989 J	128.0	114.0	124.5	109.0	200.7	122.7	125.2	0.0	128.7	131.5	111.9	:	151.7	121.7
1989 A	128.3	114.0	124.5	109.2	201.5	123.3	125.2	124.2	128.8	131.5	111.9	:	152.6	122.1
1989 S	128.7	114.1	124.5	109.4	204.1	123.6	125.3	0.0	129.1	131.5	111.9	:	153.5	122.1
1989 O	130.2	114.3	124.5	109.6	207.5	124.0	127.0	0.0	132.9	133.7	112.0	:	155.1	122.8
1989 N	131.4	114.4	127.9	109.9	209.0	124.3	127.1	124.6	133.1	133.7	112.0	:	159.8	123.1
1989 D	131.6	114.5	127.9	110.1	211.9	124.3	127.1	0.0	133.2	133.7	112.0	:	159.8	123.5
1990 J	132.9	115.8	127.9	110.6	222.3	125.0	128.4	0.0	134.9	135.1	112.1	:	162.0	124.1
1990 F	133.6	116.3	127.9	111.0	225.9	127.2	128.6	126.7	135.2	135.1	112.1	:	163.0	124.4
1990 M	134.9	116.7	127.9	111.3	230.0	128.2	128.7	0.0	135.5	135.1	112.1	:	167.7	125.5
1990 A	138.9	117.1	127.9	111.7	232.6	128.2	130.1	0.0	136.8	137.5	112.2	:	183.8	125.7
1990 M	139.8	117.4	131.3	112.0	248.3	129.5	130.2	127.8	137.0	137.5	112.2	:	185.1	126.0
1990 J	140.2	117.6	131.3	112.3	250.4	130.2	130.3	0.0	137.1	137.5	112.2	:	186.2	127.1
1990 J	141.1	118.2	131.3	112.7	252.0	130.8	131.1	0.0	138.0	140.1	115.3	:	187.7	128.5
1990 A	141.6	118.3	131.3	113.1	253.6	131.5	131.1	128.8	138.1	140.1	115.3	:	189.0	129.7
1990 S	142.0	118.4	132.0	113.4	255.7	132.1	131.2	0.0	138.2	140.1	115.3	:	189.9	129.6
1990 O	143.3	118.6	132.0	113.6	259.6	133.8	132.8	0.0	140.9	142.5	115.3	:	191.1	129.7
1990 N	143.1	119.0	133.3	113.9	267.1	134.8	132.9	129.3	141.1	142.5	115.3	:	188.5	129.7
1990 D	143.4	118.9	133.3	114.2	273.5	136.1	132.9	0.0	141.2	142.5	115.3	:	188.3	130.0
1991 J	144.5	119.2	134.0	114.6	273.5	137.4	134.5	0.0	142.5	145.1	115.6	:	189.5	131.2
1991 F	145.2	119.9	134.0	115.1	295.3	138.0	134.7	131.9	143.0	145.4	115.6	:	190.3	131.7
1991 M	145.6	120.3	134.0	115.7	294.3	138.7	134.8	0.0	143.2	146.6	115.6	:	191.1	132.3
1991 A	143.8	120.6	134.0	116.2	301.9	140.0	136.5	0.0	144.8	147.7	115.6	:	177.6	132.3
1991 M	143.6	120.9	137.4	116.8	306.3	140.7	136.6	134.5	145.4	148.3	115.6	:	174.5	132.3
1991 J	143.9	121.4	137.4	117.3	308.8	142.0	136.8	0.0	146.8	149.0	115.6	:	173.5	132.8
1991 J	144.2	122.3	137.4	117.8	310.7	142.3	137.8	0.0	147.6	149.5	121.4	:	171.3	133.7
1991 A	144.1	122.5	137.4	118.1	313.7	142.6	137.8	136.0	147.9	149.9	121.4	:	169.8	134.2
1991 S	144.3	122.8	137.4	118.5	313.7	143.3	138.0	0.0	147.9	150.6	121.4	:	169.6	134.3
1991 O	144.9	123.1	137.4	118.9	317.8	143.6	139.8	0.0	150.3	151.9	121.4	:	168.0	134.5
1991 N	145.4	123.5	138.8	119.3	324.8	143.9	139.9	136.9	151.0	152.9	121.4	:	168.3	134.7
1991 D	145.7	123.7	138.8	119.8	331.2	144.3	140.0	0.0	151.2	153.4	121.4	:	168.7	135.0

1) IMPUTED RENT OF OWNER OCCUPIED DWELLINGS NOT COVERED

1) NE COUVRE PAS LES LOYERS FICTIFS POUR LES HABITATIONS DONT
L'OCCUPANT EST PROPRIETAIRE

CONSUMER PRICES
HOUSEHOLD GOODS AND SERVICES

F

PRIX A LA CONSOMMATION
BIENS ET SERVICES DE MENAGE

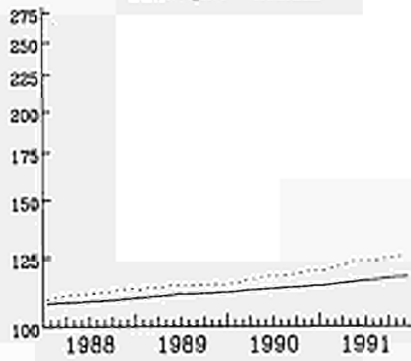
	EUR12	BELGIQUE BELGIE	DANMARK	BR DEUTSCH LAND	ELLAS	ESPANA	FRANCE	IRELAND	ITALIA	LUXEM- BOURG	NEDER- LAND	PORTU- GAL	UNITED KINGDOM	USA
	PRICE INDICES						1985 = 100	INDICES DE PRIX						
1988 Ø	111.2	108.6	110.7	103.6	169.1	119.2	110.5	106.1	117.1	107.4	103.0	136.9	107.5	105.4
1989 Ø	113.9	110.8	114.0	104.9	187.2	124.5	113.7	110.1	124.4	110.0	104.6	154.9	112.1	107.2
1990 Ø	117.4	112.9	117.3	107.3	215.9	130.8	117.1	112.8	131.0	113.4	106.5	177.6	118.1	109.2
1991 Ø	123.0	115.8	120.0	110.5	254.3	137.5	120.9	116.7	138.5	117.7	109.0	200.6	126.0	111.8
1989 J	112.7	109.7	112.2	104.0	174.5	121.8	111.8	0.0	120.5	108.3	104.1	141.8	109.4	106.9
1989 F	113.1	110.1	112.2	104.1	169.0	122.3	112.0	108.3	122.1	108.7	104.2	149.4	110.2	106.9
1989 M	113.3	110.3	112.9	104.3	184.0	123.2	111.8	0.0	122.4	109.4	104.2	150.3	110.8	106.5
1989 A	113.6	110.4	113.6	104.5	186.1	123.7	112.7	0.0	122.7	109.7	104.4	151.5	111.4	106.7
1989 M	114.1	110.6	113.6	104.7	187.2	124.2	113.6	110.0	124.3	110.0	104.5	152.3	111.9	106.8
1989 J	114.1	111.2	113.6	104.9	189.5	124.6	113.9	0.0	124.5	110.0	104.6	153.8	112.2	107.1
1989 J	114.0	111.0	114.3	105.0	186.2	124.8	114.0	0.0	124.7	110.1	104.6	154.3	112.2	107.4
1989 A	114.1	111.1	114.3	105.3	180.7	125.1	114.3	110.6	125.3	110.4	104.8	158.5	112.7	107.4
1989 S	114.3	111.2	115.0	105.4	193.5	125.4	114.5	0.0	125.6	110.7	104.9	160.0	113.1	107.7
1989 O	114.4	111.3	115.0	105.6	197.0	125.8	114.7	0.0	125.9	110.7	105.0	161.4	113.7	107.9
1989 N	114.6	111.5	115.7	105.7	199.0	126.2	114.8	111.5	127.4	110.9	105.0	162.2	114.0	107.9
1989 D	114.5	111.6	115.7	105.8	200.2	126.7	114.9	0.0	127.5	111.0	105.1	163.0	114.0	107.7
1990 J	114.9	111.8	115.0	106.1	197.5	127.3	115.1	0.0	127.7	111.3	105.7	172.0	114.4	108.1
1990 F	115.4	112.0	115.7	106.3	195.7	128.0	115.5	111.8	129.0	112.2	105.9	173.0	115.3	108.7
1990 M	116.1	112.3	116.4	106.5	208.3	129.0	116.2	0.0	129.3	112.9	106.0	173.8	116.4	108.7
1990 A	116.6	112.6	117.0	106.8	210.2	129.7	116.7	0.0	129.6	112.9	106.2	174.7	117.0	108.7
1990 M	117.2	112.7	117.0	107.1	213.8	130.5	117.0	112.2	130.8	113.1	106.4	176.4	117.7	109.1
1990 J	117.5	113.0	117.0	107.2	217.7	131.2	117.3	0.0	131.0	113.4	106.4	177.8	118.1	109.0
1990 J	117.5	113.1	117.0	107.5	213.3	131.6	117.4	0.0	131.1	113.6	106.4	178.9	117.5	109.5
1990 A	117.8	113.2	117.7	107.6	208.2	131.8	117.7	113.0	131.6	113.8	106.6	179.7	118.6	109.2
1990 S	118.3	113.4	118.4	107.7	221.4	131.8	117.8	0.0	131.8	114.2	106.8	181.2	119.6	109.7
1990 O	118.7	113.5	118.4	108.1	227.1	132.6	118.2	0.0	132.2	114.3	107.0	182.0	120.2	110.1
1990 N	119.4	113.8	118.4	108.2	237.8	133.0	118.1	114.2	133.9	114.4	107.1	183.5	121.0	109.7
1990 D	119.6	114.0	119.1	108.3	239.7	133.6	118.3	0.0	134.1	114.9	107.2	178.1	121.6	109.6
1991 J	119.6	114.1	119.1	108.5	238.2	134.1	118.6	0.0	134.3	115.6	107.9	184.7	120.1	110.0
1991 F	120.6	114.5	119.1	108.9	235.7	134.8	119.1	114.6	136.4	115.8	108.2	196.6	121.6	111.4
1991 M	121.3	114.8	119.1	109.3	242.2	135.9	120.0	0.0	136.5	116.3	108.5	197.5	122.8	111.5
1991 A	122.1	115.1	119.8	109.6	251.0	136.7	120.6	0.0	136.8	116.8	108.5	199.8	125.0	111.7
1991 M	123.0	115.3	119.8	110.3	254.8	137.0	121.0	116.6	138.5	117.3	108.9	201.3	126.6	112.1
1991 J	123.3	115.8	119.8	110.5	256.2	137.8	121.2	0.0	138.6	117.7	109.1	201.5	127.0	111.7
1991 J	123.2	116.0	119.8	110.6	250.5	138.1	121.4	0.0	138.7	118.3	109.1	202.2	126.0	112.1
1991 A	123.7	116.2	119.8	111.1	244.9	138.3	121.6	117.4	139.5	118.6	109.3	203.0	127.3	112.0
1991 S	124.2	116.6	120.5	111.3	263.0	138.7	121.8	0.0	139.6	118.8	109.4	203.3	128.3	112.2
1991 O	124.5	117.0	121.2	111.5	269.1	139.2	121.8	0.0	139.9	119.0	109.7	204.5	128.3	112.2
1991 N	125.1	117.2	121.2	112.2	272.3	139.5	121.8	118.4	141.5	119.1	109.8	204.9	128.9	112.3
1991 D	125.4	117.3	121.2	112.4	273.9	139.9	121.9	0.0	141.7	119.2	109.9	208.1	129.6	112.1

VERBRAUCHERPREISE
WAREN U. DIENSTEN FÜR DEN HAUSHALT

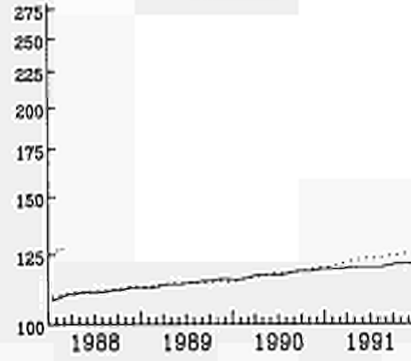
CONSUMER PRICES
HOUSEHOLD GOODS AND SERVICES
1985 = 100

PRIX A LA CONSOMMATION
BIENS ET SERVICES POUR LE MENAGE

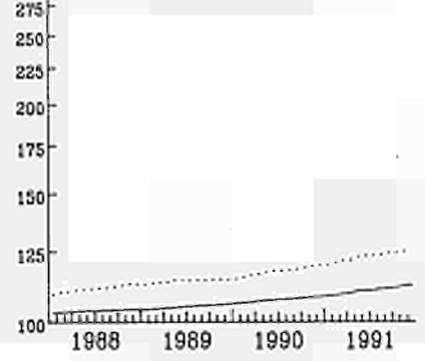
BELGIQUE - BELGIE



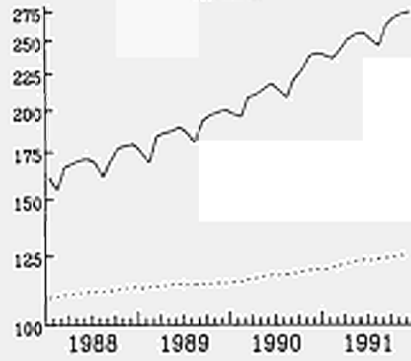
DANMARK



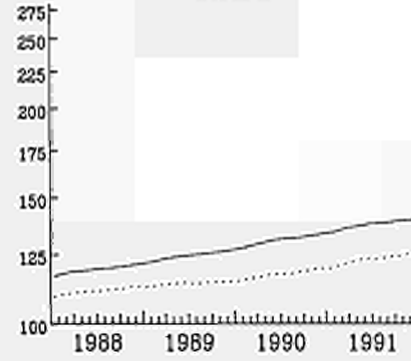
BR DEUTSCHLAND



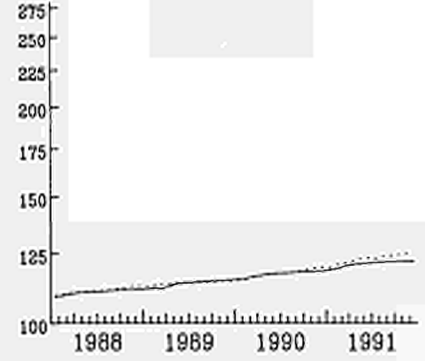
HELLAS



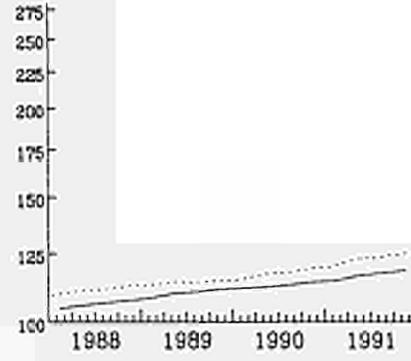
ESPAÑA



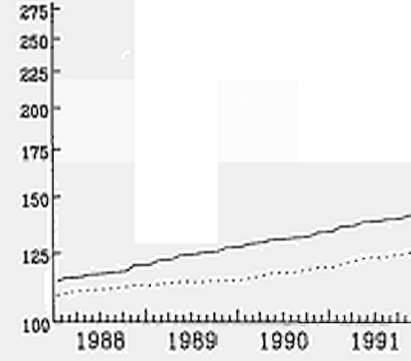
FRANCE



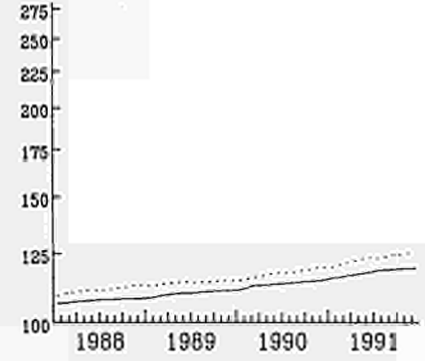
IRELAND



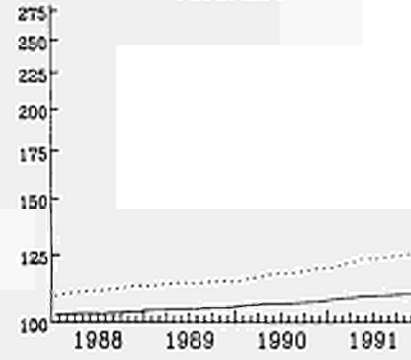
ITALIA



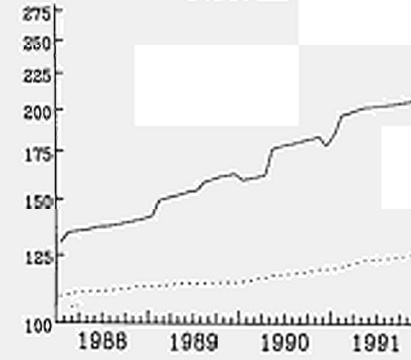
LUXEMBOURG



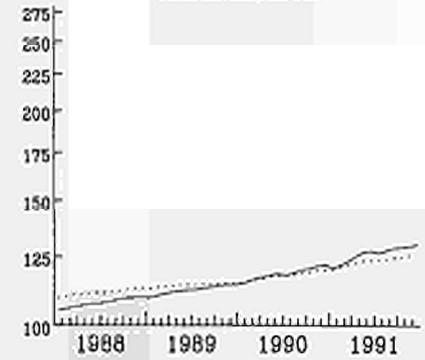
NEDERLAND



PORTUGAL



UNITED KINGDOM



EINFACH-LOGARITHMISCHE SKALA

EUR 12
SEMI-LOGARITHMIC SCALE

ÉCHELLE SEMI-LOGARITHMIQUE

CONSUMER PRICES

FURNITURE, FLOORCOVERINGS, HOUSEHOLD TEXTILES

F1

PRIX A LA CONSOMMATION

MEUBLES, REVETMENTS DE SOL, TEXTILE DE MENAGE

	EUR12	BELGIQUE BELGIE	DANMARK	BR DEUTSCH LAND	ELLAS	ESPAÑA	FRANCE	IRELAND	ITALIA	LUXEM- BOURG	NEDER- LAND	PORTU- GAL	UNITED KINGDOM	USA
	PRICE INDICES						1985 = 100		INDICES DE PRIX					
1988 Ø	111.5	109.2	110.7	102.2	172.6	121.1	111.9	105.7	120.1	109.7	103.0	152.0	110.1	104.2
1989 Ø	115.8	111.3	114.0	104.3	188.5	126.9	115.4	109.3	127.7	113.4	103.6	174.0	114.8	104.6
1990 Ø	120.4	113.4	117.8	106.2	218.0	134.1	119.5	112.6	135.1	117.1	105.1	186.6	119.8	105.7
1991 Ø	126.0	116.5	121.3	108.9	252.1	141.9	124.0	114.6	143.6	122.0	107.2	204.2	126.3	106.6
1989 J	113.4	110.4	112.3	103.4	176.7	123.9	113.0	0.0	123.4	110.8	103.2	164.0	111.7	105.1
1989 F	113.9	110.7	112.5	103.7	170.7	124.6	113.2	107.4	125.5	111.6	103.3	167.9	112.7	105.0
1989 M	114.8	110.7	113.3	103.8	185.4	125.3	114.4	0.0	125.8	112.7	103.3	170.0	113.9	104.2
1989 A	115.4	110.8	113.3	104.0	188.4	125.9	115.1	0.0	125.9	113.2	103.5	189.7	114.5	104.1
1989 M	115.8	111.1	113.9	104.2	188.9	126.6	115.5	109.2	127.7	113.7	103.6	170.4	114.9	103.8
1989 J	116.0	111.4	114.0	104.3	191.0	127.1	115.8	0.0	127.8	113.7	103.6	170.6	115.1	104.2
1989 J	115.9	111.5	113.9	104.4	186.8	127.3	115.9	0.0	127.9	113.8	103.5	173.3	114.2	104.6
1989 A	116.1	111.6	114.4	104.5	180.3	127.6	115.9	110.0	128.4	114.3	103.7	174.0	115.2	104.3
1989 S	116.6	111.8	114.6	104.6	193.8	127.8	116.3	0.0	128.7	114.5	103.8	175.2	115.6	104.8
1989 O	116.9	111.9	115.1	104.7	198.1	128.3	116.5	0.0	129.0	114.4	104.0	176.5	116.5	105.2
1989 N	117.5	112.1	115.3	104.9	199.9	129.0	116.4	110.7	131.1	114.4	104.0	177.8	116.9	105.1
1989 D	117.6	112.3	115.6	105.0	201.9	129.7	116.6	0.0	131.1	114.4	104.0	179.0	116.9	104.6
1990 J	117.7	112.3	115.6	105.2	199.3	130.3	116.9	0.0	131.2	114.8	104.2	177.3	116.6	105.2
1990 F	118.4	112.6	116.1	105.5	197.7	131.0	117.3	111.4	133.2	116.3	104.7	179.4	117.6	106.0
1990 M	119.4	112.8	116.9	105.8	209.4	131.7	118.7	0.0	133.4	116.6	104.8	180.4	119.4	106.0
1990 A	119.8	113.1	117.5	105.9	211.9	132.5	119.3	0.0	133.6	116.7	104.9	183.5	119.6	105.7
1990 M	120.4	113.1	117.5	106.2	213.7	133.6	119.7	112.5	134.9	116.7	105.2	185.2	120.5	105.8
1990 J	120.7	113.3	117.3	106.3	217.5	134.5	120.0	0.0	135.0	117.0	105.2	186.3	120.9	105.4
1990 J	120.4	113.4	117.9	106.4	212.4	135.0	120.0	0.0	135.0	117.1	104.9	185.9	119.3	105.9
1990 A	120.8	113.6	118.0	106.5	207.0	135.3	120.2	112.8	135.6	117.3	105.2	188.7	121.0	105.6
1990 S	121.0	113.7	119.0	106.6	220.4	135.6	120.5	0.0	135.7	117.7	105.3	190.1	119.6	106.0
1990 O	121.8	113.9	119.0	106.8	243.1	136.0	120.8	0.0	136.1	117.9	105.5	192.0	120.2	106.5
1990 N	122.3	114.2	119.0	106.8	241.2	136.8	120.4	113.8	138.8	118.0	105.6	194.6	121.0	105.7
1990 D	122.5	114.4	119.6	106.8	242.2	137.3	120.8	0.0	138.9	118.7	105.7	196.2	121.6	105.2
1991 J	122.6	114.7	119.6	107.1	242.2	137.9	120.9	0.0	138.9	119.7	106.7	196.1	120.1	105.6
1991 F	123.4	115.2	120.0	107.7	236.0	138.8	121.4	113.6	141.3	120.1	106.9	199.4	121.6	106.4
1991 M	124.3	115.6	120.3	108.1	241.4	139.6	123.1	0.0	141.4	120.6	107.0	200.3	122.8	106.6
1991 A	125.2	115.9	121.1	108.4	250.1	140.8	123.9	0.0	141.6	121.1	106.7	201.9	125.5	106.5
1991 M	126.1	116.1	120.8	108.8	254.7	141.5	124.3	114.4	143.6	121.1	106.9	204.2	127.5	107.2
1991 J	126.4	116.4	121.0	109.0	255.1	142.2	124.7	0.0	143.7	121.5	107.0	204.5	127.7	106.6
1991 J	126.1	116.6	121.0	109.2	249.4	142.7	124.8	0.0	143.9	122.6	107.0	205.8	125.0	107.1
1991 A	126.4	116.7	121.5	109.4	241.8	143.0	125.0	114.6	144.6	123.1	107.2	205.0	127.0	106.7
1991 S	126.8	117.1	122.4	109.6	241.8	143.2	125.2	0.0	144.7	123.2	107.2	205.7	128.7	106.8
1991 O	127.6	117.8	122.5	109.8	268.6	143.7	125.1	0.0	145.1	123.5	107.6	207.2	128.9	106.8
1991 N	128.1	117.9	122.8	110.1	271.6	144.3	124.8	115.8	147.0	123.6	107.8	209.5	129.8	106.7
1991 D	128.5	118.0	122.7	110.2	272.4	144.8	125.1	0.0	147.1	123.7	107.9	210.9	131.0	106.2

CONSUMER PRICES

F2

PRIX A LA CONSOMMATION

HOUSEHOLD APPLIANCES, UTENSILS AND SERVICES

APPAREILS, USTENSILES ET SERVICES DE MENAGE

	EUR12	BELGIQUE BELGIE	DANMARK	BR DEUTSCH LAND	ELLAS	ESPANA	FRANCE	IRELAND	ITALIA	LUXEM- BOURG	NEDER- LAND	PORTU- GAL	UNITED KINGDOM	USA
	PRICE INDICES				1985 = 100			INDICES DE PRIX						
1988 Ø	111.3	108.5	112.2	104.7	169.2	117.7	109.4	106.3	115.7	104.4	103.1	128.0	106.4	106.8
1989 Ø	115.6	110.6	113.8	105.4	189.9	122.6	112.3	110.6	123.7	105.1	105.5	139.5	110.9	110.9
1990 Ø	120.6	112.7	116.6	108.1	220.4	128.3	115.2	113.1	129.1	108.6	107.7	156.4	118.3	114.1
1991 Ø	126.7	115.7	119.4	111.7	259.8	134.2	118.5	117.8	136.0	112.1	111.6	173.2	126.2	119.4
1989 J	113.0	109.5	112.1	104.4	176.2	120.2	110.7	0.0	119.2	102.1	104.9	131.6	108.4	109.2
1989 F	113.4	109.9	111.8	104.5	171.4	120.6	110.9	108.9	120.5	104.8	105.0	135.9	109.1	109.4
1989 M	115.1	110.1	112.7	104.6	185.4	121.5	111.4	0.0	125.8	105.0	105.0	136.6	109.5	109.7
1989 A	115.5	110.2	113.6	104.9	188.3	122.0	111.8	0.0	125.9	104.6	105.5	137.2	110.0	110.3
1989 M	115.2	110.4	113.4	105.2	189.8	122.3	112.1	110.5	122.7	105.0	105.3	137.4	110.6	110.9
1989 J	115.4	110.6	113.0	105.3	192.1	122.7	112.3	0.0	123.0	105.0	105.5	138.3	110.9	111.1
1989 J	115.6	110.7	114.3	105.4	190.1	122.9	112.5	0.0	123.2	105.1	105.6	138.8	111.3	111.3
1989 A	115.9	111.0	114.3	105.8	185.6	123.1	112.8	111.1	123.8	105.4	105.7	141.8	111.5	111.6
1989 S	116.4	111.1	114.6	105.9	196.5	123.5	113.0	0.0	124.1	105.7	105.8	142.7	111.9	111.6
1989 O	116.8	111.2	115.5	106.2	199.3	123.9	113.3	0.0	124.4	105.9	106.0	143.7	112.4	111.7
1989 N	117.2	111.3	115.4	106.4	201.5	124.1	113.4	112.1	125.6	106.3	106.0	144.5	112.8	111.8
1989 D	117.4	111.4	115.4	106.4	202.3	124.5	113.6	0.0	125.8	106.6	106.0	145.1	112.8	112.2
1990 J	117.7	111.6	114.8	106.7	199.9	125.0	113.7	0.0	126.0	106.6	106.9	151.3	113.4	112.2
1990 F	118.2	111.7	115.1	106.8	199.0	125.6	114.0	112.2	127.1	106.9	107.0	152.2	114.2	112.6
1990 M	118.9	112.1	115.8	106.9	211.9	126.9	114.3	0.0	127.4	108.2	107.2	153.0	115.0	112.7
1990 A	119.4	112.4	116.0	107.4	214.2	127.5	114.6	0.0	127.7	107.8	107.3	153.4	115.9	113.1
1990 M	120.1	112.5	116.3	107.8	219.7	128.2	114.8	112.4	128.9	108.4	107.5	154.9	116.5	113.8
1990 J	120.5	112.8	116.7	107.9	222.2	128.7	115.2	0.0	129.1	108.6	107.5	156.0	116.9	114.3
1990 J	120.5	112.9	116.7	108.3	219.1	128.9	115.3	0.0	129.2	109.0	107.6	156.9	116.7	114.7
1990 A	120.8	113.0	116.7	108.4	215.1	129.1	115.6	113.3	129.7	109.3	107.9	157.9	117.5	114.5
1990 S	122.1	113.2	117.4	108.9	227.1	129.3	115.7	0.0	130.0	109.4	108.1	159.0	122.7	115.1
1990 O	122.5	113.4	117.7	109.0	232.1	130.0	116.2	0.0	130.4	109.5	108.4	159.7	122.8	115.3
1990 N	123.3	113.5	117.9	109.3	241.5	130.2	116.2	114.7	131.6	109.6	108.5	161.1	123.7	115.7
1990 D	123.6	113.7	118.4	109.4	242.9	130.7	116.3	0.0	131.9	109.8	108.5	161.4	124.3	115.5
1991 J	123.3	113.9	118.4	109.6	242.9	131.2	116.8	0.0	132.1	110.2	110.3	162.3	120.8	115.4
1991 F	124.3	114.3	117.7	109.8	243.2	131.7	117.2	115.2	133.9	110.4	110.6	169.5	123.1	118.0
1991 M	125.1	114.6	118.9	110.3	250.0	133.1	117.5	0.0	134.1	110.8	110.9	170.2	124.4	119.0
1991 A	125.6	114.9	119.2	110.5	256.6	133.6	118.0	0.0	134.3	111.4	110.3	171.6	124.8	119.4
1991 M	126.5	115.4	119.6	111.3	259.5	133.7	118.3	117.7	135.8	111.9	110.6	173.5	126.3	119.4
1991 J	126.8	116.0	119.7	111.5	261.8	134.4	118.6	0.0	136.1	112.5	110.9	173.9	126.7	119.4
1991 J	126.8	115.9	119.4	111.9	257.4	134.6	118.8	0.0	136.2	112.8	108.4	174.8	126.6	119.7
1991 A	127.3	116.2	119.0	112.3	254.5	134.7	118.9	118.6	137.0	112.8	111.2	175.2	127.5	119.8
1991 S	127.6	116.5	119.6	112.6	254.5	135.2	119.1	0.0	137.2	113.1	111.3	175.5	128.2	120.3
1991 O	128.2	116.9	119.9	112.7	275.0	135.6	119.3	0.0	137.4	113.3	111.5	176.7	128.0	120.3
1991 N	129.0	117.1	120.2	113.7	278.7	136.0	119.4	119.6	138.8	113.2	111.6	177.2	128.5	120.7
1991 D	129.7	117.2	120.7	113.9	283.4	136.1	119.5	0.0	138.9	113.3	121.2	178.0	129.0	120.9

CONSUMER PRICES

TRANSPORT AND COMMUNICATIONS

G

PRIX A LA CONSOMMATION

TRANSPORTS ET COMMUNICATIONS

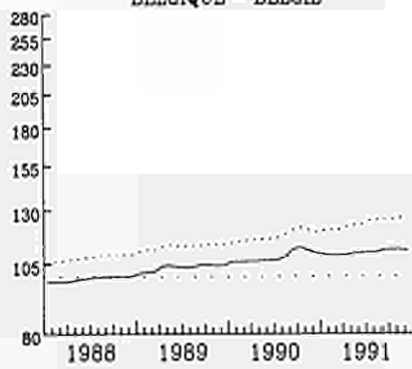
	EUR12	BELGIQUE BELGIE	DANMARK	BR DEUTSCH LAND	ELLAS	ESPANA	FRANCE	IRELAND	ITALIA	LUXEM- BOURG	NEDER- LAND	PORTU- GAL	UNITED KINGDOM	USA
	PRICE INDICES						1985 = 100	INDICES DE PRIX						
1988 Ø	107.7	99.2	115.4	98.6	152.8	114.9	105.5	103.7	112.3	97.0	102.6	126.9	109.8	102.1
1989 Ø	112.6	103.7	121.0	103.3	163.0	122.3	109.8	107.8	117.6	99.4	104.6	141.9	115.7	107.2
1990 Ø	117.3	108.1	121.8	106.1	205.3	131.1	112.9	109.5	123.8	102.6	106.9	168.5	122.8	113.3
1991 Ø	123.4	109.9	124.7	112.1	245.6	142.2	116.3	110.9	130.9	103.9	110.8	190.7	132.6	116.4
1989 J	110.4	101.3	118.5	101.5	159.2	119.5	107.4	0.0	114.8	97.2	103.1	134.0	112.6	104.4
1989 F	111.0	101.8	119.9	102.3	159.4	119.9	108.0	105.5	115.6	97.5	103.5	137.8	112.9	104.9
1989 M	111.1	102.1	120.6	102.6	157.8	120.3	107.4	0.0	115.8	98.1	103.9	139.0	113.6	105.2
1989 A	112.4	104.3	121.9	104.5	160.2	120.8	108.4	0.0	116.4	98.5	105.2	139.9	115.4	107.7
1989 M	113.3	104.5	122.6	104.6	161.1	121.0	111.1	108.0	117.0	99.8	105.5	140.4	116.3	109.0
1989 J	113.2	103.9	121.2	104.0	161.7	121.3	110.8	0.0	117.5	100.8	105.5	140.7	116.7	108.9
1989 J	113.2	103.6	121.2	103.5	162.8	123.5	110.6	0.0	117.7	100.6	105.0	143.1	116.7	108.5
1989 A	113.0	103.8	120.6	103.1	163.4	123.9	110.3	108.4	118.1	100.1	105.2	144.4	116.1	107.4
1989 S	113.1	104.8	120.6	103.1	164.6	124.0	110.0	0.0	118.5	100.1	105.2	144.5	116.7	106.9
1989 O	113.5	104.8	121.9	103.5	164.5	124.2	110.1	0.0	119.7	99.7	104.7	145.4	117.2	107.6
1989 N	113.4	104.3	121.2	103.2	165.7	124.4	110.1	109.3	120.1	100.2	104.1	146.4	117.0	108.1
1989 D	113.5	104.5	121.2	103.4	175.5	124.6	110.1	0.0	120.2	100.0	104.1	146.7	117.0	108.3
1990 J	114.1	106.1	120.6	104.1	178.7	125.5	110.5	0.0	121.0	101.2	104.9	151.5	117.1	110.2
1990 F	115.0	106.1	120.6	104.7	180.2	127.8	110.9	108.5	121.9	100.9	105.4	163.4	117.9	110.1
1990 M	115.2	106.1	120.6	104.6	185.4	127.9	111.3	0.0	122.8	101.0	105.5	164.3	118.4	109.8
1990 A	115.7	106.4	121.2	104.7	188.1	129.0	111.3	0.0	122.3	101.4	105.7	165.5	120.6	110.2
1990 M	116.0	106.5	121.2	104.7	203.0	129.6	111.4	107.5	122.4	101.4	106.0	169.1	121.2	110.6
1990 J	116.2	106.6	121.9	104.8	208.2	130.0	111.6	0.0	122.8	101.2	106.1	169.9	121.8	111.1
1990 J	116.6	106.8	120.6	104.8	207.0	130.5	112.3	0.0	123.2	101.2	106.6	172.1	122.5	111.3
1990 A	118.3	108.2	121.9	106.5	213.2	131.5	114.2	108.5	124.6	102.0	107.6	172.7	124.8	113.4
1990 S	120.3	111.5	124.7	108.3	221.4	134.3	116.2	0.0	125.6	103.4	109.8	175.0	127.6	115.6
1990 O	121.2	112.2	124.0	109.9	222.8	136.0	116.5	0.0	126.9	106.2	109.6	170.3	128.9	118.2
1990 N	120.2	110.8	122.6	108.9	223.1	135.9	115.0	113.7	126.3	106.0	108.4	178.2	127.3	119.3
1990 D	119.0	109.5	121.2	107.7	232.1	134.9	114.1	0.0	126.1	105.3	107.6	169.9	125.5	119.6
1991 J	119.9	109.0	123.3	108.1	232.1	139.3	114.7	0.0	126.8	102.9	109.5	180.3	125.9	118.0
1991 F	120.2	108.5	123.3	108.0	231.7	139.9	114.8	110.2	128.5	103.0	108.1	185.1	126.1	116.3
1991 M	120.4	108.6	124.0	107.7	232.1	139.8	114.6	0.0	129.4	103.2	108.6	186.4	126.8	114.9
1991 A	121.8	108.8	124.0	109.5	237.7	141.1	115.1	0.0	129.2	102.8	108.6	188.8	130.8	114.9
1991 M	122.6	109.5	124.7	110.0	243.3	141.6	115.6	110.2	130.1	103.9	109.0	194.9	132.4	115.9
1991 J	123.1	109.8	125.4	110.4	243.6	142.0	116.1	0.0	130.7	103.9	109.3	198.1	133.1	116.3
1991 J	124.8	110.0	125.4	114.9	243.1	142.8	116.9	0.0	131.0	104.1	112.8	198.5	134.6	116.0
1991 A	125.0	110.0	125.4	114.9	245.1	143.2	117.3	111.2	131.8	104.2	112.8	198.2	134.8	116.4
1991 S	125.4	111.2	126.1	115.4	246.4	143.7	117.5	0.0	132.1	104.7	113.2	198.9	135.4	116.4
1991 O	125.6	111.3	125.4	115.4	254.4	144.0	117.6	0.0	132.7	104.8	112.8	184.3	136.9	116.5
1991 N	126.0	111.4	125.4	115.6	267.6	144.6	117.8	112.2	134.1	104.8	112.9	187.4	137.2	117.5
1991 D	125.6	110.8	124.7	115.1	270.1	143.9	117.5	0.0	134.0	104.8	112.2	187.9	136.8	117.8

VERBRAUCHERPREISE
VERKEHR, NACHRICHTENUEBERMITTLUNG

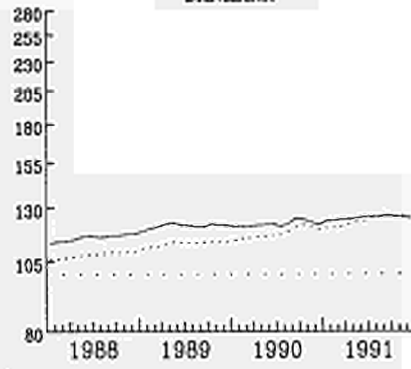
CONSUMER PRICES
TRANSPORT, COMMUNICATIONS
1985 = 100

PRIX A LA CONSOMMATION
TRANSPORTS, COMMUNICATIONS

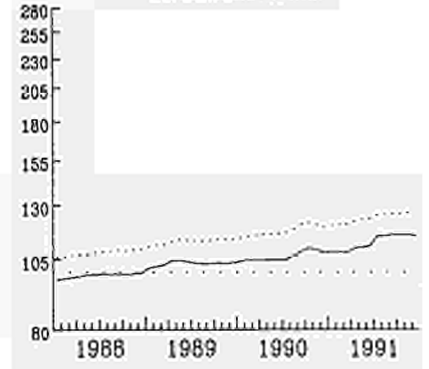
BELGIQUE - BELGIE



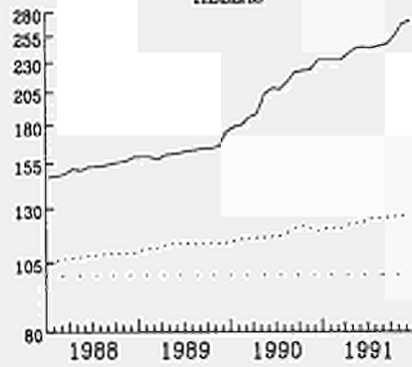
DANMARK



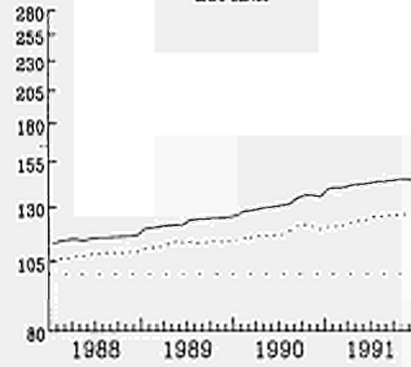
BR DEUTSCHLAND



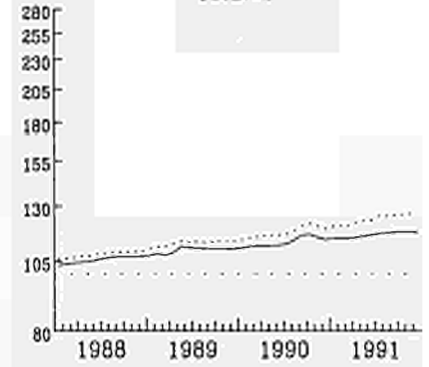
HELLAS



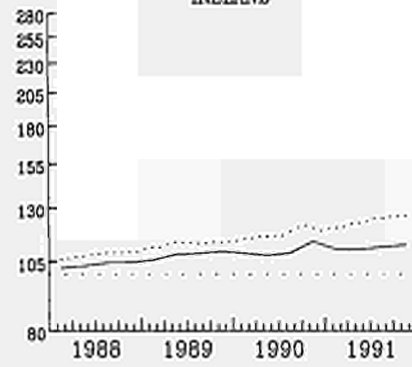
ESPAÑA



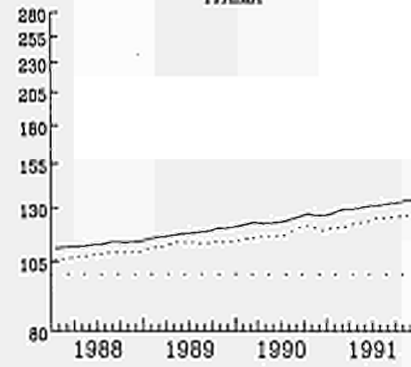
FRANCE



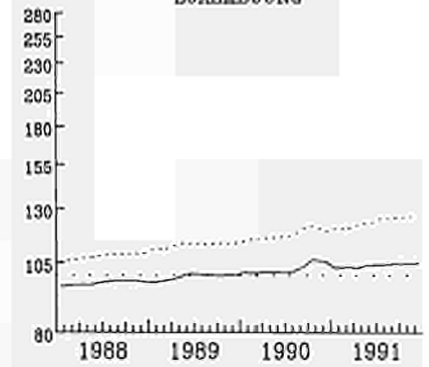
IRELAND



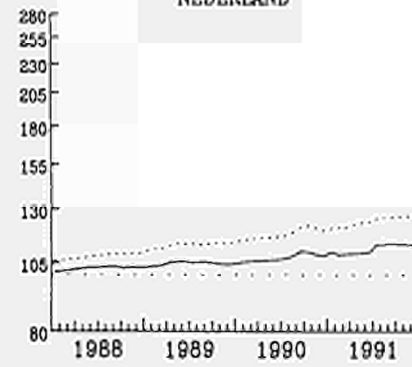
ITALIA



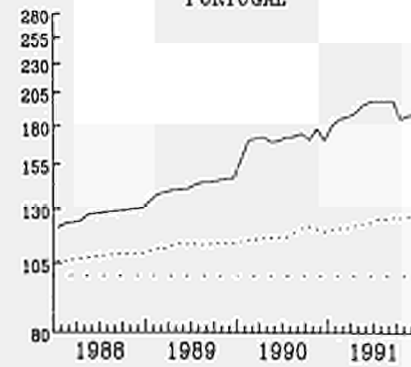
LUXEMBOURG



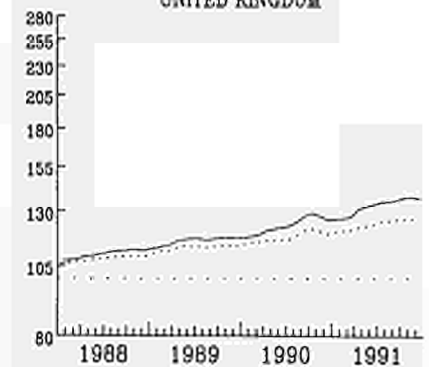
NEDERLAND



PORTUGAL



UNITED KINGDOM



EUR 12
SEMI-LOGARITHMIC SCALE

EINFACH-LOGARITHMISCHE SKALA

ECHELLE SEMI-LOGARITHMIQUE

CONSUMER PRICES
PRIVATE TRANSPORT

G1

PRIX A LA CONSOMMATION
TRANSPORT PRIVE

	EUR12	BELGIQUE BELGIE	DANMARK	BR DEUTSCH LAND	ELLAS	ESPANA	FRANCE	IRELAND	ITALIA	LUXEM- BOURG	NEDER- LAND	PORTU- GAL	UNITED KINGDOM	USA
	PRICE INDICES						1985 = 100		INDICES DE PRIX					
1988 Ø	106.2	95.7	108.6	98.9	149.7	113.5	105.2	103.3	109.7	95.6	102.4	132.9	109.1	101.3
1989 Ø	112.4	111.5	113.6	104.7	159.3	121.7	110.4	108.2	114.8	98.3	104.8	149.9	115.2	111.9
1990 Ø	117.1	94.8	113.2	107.4	200.7	131.0	113.9	110.0	120.5	101.7	107.7	182.1	122.1	111.9
1991 Ø	124.0	107.6	114.9	112.5	229.1	141.9	117.3	110.2	126.4	103.3	112.1	208.6	131.2	114.8
1989 J	110.0	114.4	110.6	103.2	154.9	118.7	107.6	0.0	112.6	95.9	102.9	140.3	111.7	103.4
1989 F	110.7	114.6	111.5	104.0	155.7	119.2	108.4	105.6	113.3	96.2	103.4	145.0	112.1	103.9
1989 M	111.1	114.8	112.9	104.2	153.5	119.5	108.9	0.0	113.4	96.9	104.0	146.5	112.9	104.3
1989 A	112.7	115.0	116.1	106.2	154.5	120.1	111.0	0.0	113.5	97.4	105.6	147.6	115.3	107.0
1989 M	113.3	115.1	115.9	106.2	157.0	120.2	112.3	108.5	114.2	98.9	105.9	148.1	116.3	108.3
1989 J	113.1	115.4	113.5	105.4	157.8	120.5	111.7	0.0	114.7	98.1	105.9	148.5	116.7	108.2
1989 J	113.2	115.7	113.5	104.9	159.4	123.0	111.4	0.0	114.7	99.8	105.2	151.4	116.5	107.7
1989 A	113.0	115.8	113.2	104.5	160.3	123.4	111.0	108.8	115.0	99.2	105.4	152.9	115.8	106.5
1989 S	112.6	104.5	113.2	104.4	161.9	123.5	110.5	0.0	115.1	98.8	105.5	153.1	116.2	105.9
1989 O	113.1	104.5	114.4	104.8	162.4	123.7	110.6	0.0	116.7	99.3	104.9	154.2	116.6	172.7
1989 N	113.0	104.0	113.9	104.4	163.9	123.9	110.6	110.1	117.2	99.4	104.2	155.5	116.1	107.1
1989 D	113.1	104.2	113.9	104.6	169.6	124.1	110.6	0.0	117.2	99.1	104.6	155.9	116.1	107.3
1990 J	113.1	86.8	112.0	105.3	174.9	125.0	111.1	0.0	117.8	99.9	105.3	159.6	116.1	109.2
1990 F	114.0	86.2	111.8	105.8	176.2	127.7	111.6	108.9	118.9	99.6	105.8	174.3	116.5	108.9
1990 M	114.4	85.8	112.0	106.1	179.5	127.9	112.1	0.0	119.0	99.8	106.1	175.4	117.1	108.4
1990 A	115.0	85.7	112.0	106.1	178.8	128.9	112.2	0.0	119.0	100.2	106.0	176.9	119.9	108.8
1990 M	115.3	85.5	112.7	106.0	196.5	129.3	112.1	107.5	119.1	100.2	106.4	181.3	120.5	109.2
1990 J	115.6	85.6	113.2	105.9	197.0	129.6	112.1	0.0	119.6	100.0	106.5	182.2	121.1	109.7
1990 J	116.0	86.2	111.8	105.9	195.3	130.2	113.0	0.0	119.7	100.0	107.2	185.0	121.9	109.8
1990 A	118.0	90.0	114.2	107.8	195.3	131.2	115.2	108.4	121.5	100.9	108.5	185.6	124.7	112.1
1990 S	121.6	111.9	117.1	111.5	212.3	134.6	117.8	0.0	122.6	102.6	111.3	188.4	127.6	114.4
1990 O	122.5	112.8	116.1	111.6	234.2	136.6	118.2	0.0	123.6	106.0	111.0	191.6	128.7	117.0
1990 N	120.7	111.1	113.2	108.9	234.2	136.1	116.2	115.4	122.7	105.7	109.4	192.3	126.6	117.8
1990 D	119.5	109.6	112.3	107.7	234.2	134.5	115.0	0.0	122.4	104.9	108.5	192.7	124.2	117.8
1991 J	119.9	106.7	113.4	108.1	216.1	139.1	115.8	0.0	122.9	102.1	109.0	193.3	124.1	116.1
1991 F	120.3	106.0	113.9	108.0	217.2	139.6	115.8	110.1	125.0	102.3	109.7	197.0	124.0	114.2
1991 M	120.4	106.2	114.4	107.7	217.3	139.5	115.6	0.0	125.0	102.5	110.1	198.8	124.9	113.0
1991 A	121.9	106.3	114.8	109.5	221.0	140.7	116.0	0.0	124.8	102.0	109.0	201.6	129.4	113.2
1991 M	123.1	107.2	114.8	110.4	230.3	141.2	116.5	109.4	125.9	103.2	109.7	209.1	131.2	114.5
1991 J	123.5	107.4	114.8	110.7	230.7	141.7	117.1	0.0	126.0	103.3	110.1	210.5	131.8	114.8
1991 J	125.5	107.7	115.3	115.6	230.0	142.5	118.1	0.0	126.0	103.5	114.5	211.1	133.5	114.6
1991 A	125.9	107.7	115.3	115.5	232.7	142.9	118.3	110.4	127.5	103.6	114.4	213.2	133.8	114.9
1991 S	126.2	109.0	116.0	116.0	232.7	143.4	118.5	0.0	127.5	104.2	115.1	214.0	134.2	115.0
1991 O	126.8	109.1	115.8	116.0	237.9	143.9	118.5	0.0	128.1	104.3	114.5	215.5	135.9	115.3
1991 N	127.3	109.2	115.8	116.3	241.0	144.6	118.8	111.1	129.4	104.2	114.7	219.1	136.1	116.2
1991 D	126.9	108.6	114.8	115.9	242.0	143.9	118.4	0.0	129.2	104.3	114.0	219.9	135.6	116.2

CONSUMER PRICES
PUBLIC TRANSPORT

G2

PRIX A LA CONSOMMATION
TRANSPORT PUBLIC

	EUR12	BELGIQUE BELGIE	DANMARK	BR DEUTSCH LAND	ELLAS	ESPANA	FRANCE	IRELAND	ITALIA	LUXEM- BOURG	NEDER- LAND	PORTU- GAL	UNITED KINGDOM	USA	
	PRICE INDICES							1985 = 100	INDICES DE PRIX						
1988 Ø	119.8	107.4	117.2	106.3	151.8	125.7	112.5	105.5	123.5	110.6	103.6	124.2	119.2	111.6	
1989 Ø	126.4	111.8	121.8	109.1	164.4	131.7	115.3	105.8	132.5	110.7	105.3	132.6	127.7	117.3	
1990 Ø	137.0	112.7	124.9	111.3	225.5	139.1	119.7	107.5	139.5	118.0	106.4	147.1	136.9	129.2	
1991 Ø	151.5	117.8	132.1	113.9	292.5	154.2	125.1	116.1	151.7	112.7	110.7	169.3	150.3	134.9	
1989 J	123.3	111.7	121.2	107.5	161.8	128.1	113.6	0.0	125.6	110.6	104.6	131.3	125.3	115.5	
1989 F	123.6	111.8	122.3	107.9	159.8	128.6	113.8	105.1	126.5	110.6	104.7	131.3	125.5	116.0	
1989 M	124.1	111.8	121.2	108.4	159.8	130.1	114.0	0.0	127.8	110.6	104.8	131.3	125.6	116.1	
1989 A	125.5	111.8	121.7	108.9	167.5	130.4	114.1	0.0	131.0	110.6	105.2	132.0	125.8	116.3	
1989 M	125.8	111.8	121.7	109.0	163.4	131.3	114.1	105.5	131.6	110.6	105.7	132.6	127.2	116.7	
1989 J	126.5	111.8	121.7	110.4	163.4	131.5	114.9	0.0	132.3	110.6	105.7	132.7	128.2	117.4	
1989 J	127.1	111.9	121.7	110.7	163.4	132.7	115.5	0.0	133.3	110.8	105.8	132.8	128.6	117.5	
1989 A	127.3	111.9	121.7	110.1	163.4	132.9	115.8	107.1	134.3	110.8	105.8	133.2	128.8	117.8	
1989 S	127.9	111.9	121.7	109.5	163.4	133.3	116.9	0.0	136.5	110.8	105.7	133.4	129.0	117.8	
1989 O	127.8	111.9	122.3	109.0	161.7	133.5	116.9	0.0	136.6	110.8	105.4	133.4	129.4	118.3	
1989 N	127.8	111.9	122.3	108.7	161.7	133.6	116.9	105.4	136.7	110.8	105.4	133.4	129.7	118.9	
1989 D	129.8	111.9	121.7	109.0	183.2	133.9	117.0	0.0	137.3	110.8	105.4	133.4	129.7	119.3	
1990 J	129.8	111.9	123.4	109.7	175.4	135.0	117.3	0.0	137.6	118.0	105.0	143.5	130.3	121.5	
1990 F	131.3	112.4	124.5	109.8	178.7	135.7	117.5	106.1	137.8	118.0	104.9	144.6	134.6	123.8	
1990 M	132.7	112.7	123.9	110.0	191.3	135.7	117.8	0.0	139.1	118.0	104.9	145.1	134.8	126.0	
1990 A	134.3	112.7	124.5	110.7	205.5	136.0	118.0	0.0	139.9	118.0	106.1	145.9	135.1	127.1	
1990 M	135.6	112.7	125.1	111.1	214.3	137.7	118.9	106.6	139.7	118.0	106.6	146.2	135.8	127.6	
1990 J	137.0	112.7	125.1	112.4	236.0	139.6	119.9	0.0	132.7	118.0	106.7	146.4	137.4	128.1	
1990 J	137.5	112.7	123.4	112.6	236.0	140.4	120.1	0.0	134.4	118.0	106.4	146.5	137.8	128.2	
1990 A	137.9	112.7	125.1	112.0	236.0	140.4	121.4	109.7	134.5	118.0	106.9	147.7	138.5	128.5	
1990 S	140.2	112.7	125.1	111.5	245.9	140.8	121.5	0.0	142.3	118.0	107.1	147.8	138.7	130.4	
1990 O	141.3	112.7	126.2	111.8	252.5	141.1	121.5	0.0	143.5	118.0	107.4	148.0	139.8	132.8	
1990 N	142.0	112.9	126.2	111.6	253.1	143.0	121.5	107.8	145.7	118.0	107.4	148.9	139.9	136.1	
1990 D	144.8	112.9	126.2	112.2	281.3	143.9	121.6	0.0	146.6	118.0	107.6	154.2	140.0	139.8	
1991 J	147.4	116.5	130.1	112.6	281.3	151.5	122.0	0.0	147.3	112.9	110.2	159.1	145.1	140.7	
1991 F	147.8	116.8	130.1	112.9	276.2	152.4	122.4	113.1	147.7	112.9	110.8	168.9	146.6	141.5	
1991 M	148.0	116.8	130.1	113.0	277.2	153.0	122.7	0.0	147.0	112.9	110.8	169.2	147.2	138.8	
1991 A	149.3	116.9	131.7	112.6	288.7	153.4	123.4	0.0	147.3	114.2	110.2	169.6	148.2	133.2	
1991 M	149.0	117.2	131.7	112.8	275.6	153.7	124.7	114.3	147.9	112.4	110.8	170.0	149.6	132.2	
1991 J	150.3	117.5	132.3	114.6	275.6	153.9	124.9	0.0	150.8	112.4	110.8	170.3	151.4	132.8	
1991 J	151.0	117.5	132.3	115.3	275.6	155.0	125.3	0.0	152.6	112.4	111.1	170.3	151.6	132.9	
1991 A	151.4	118.1	132.8	115.0	275.6	155.1	126.9	116.4	152.9	112.4	111.1	170.8	152.1	133.7	
1991 S	151.9	118.9	134.0	114.7	275.6	155.2	127.0	0.0	154.8	112.4	111.1	170.8	152.5	132.8	
1991 O	154.1	119.2	134.0	114.5	301.0	155.3	127.2	0.0	155.1	112.4	110.9	170.8	152.9	131.2	
1991 N	158.8	119.3	134.0	114.2	350.0	155.3	127.2	120.7	158.2	112.4	110.5	170.8	153.4	133.1	
1991 D	159.6	119.3	132.3	114.9	357.8	156.7	127.2	0.0	158.3	112.4	110.5	170.8	153.2	135.7	

CONSUMER PRICES
COMMUNICATIONS (1)

G3

PRIX A LA CONSOMMATION
COMMUNICATIONS (1)

	EUR12	BELGIQUE BELGIE	DANMARK	BR DEUTSCH LAND	ELLAS	ESPANA	FRANCE	IRELAND	ITALIA	LUXEM- BOURG	NEDER- LAND	PORTU- GAL	UNITED KINGDOM	USA
	PRICE INDICES						1985 = 100	INDICES DE PRIX						
1988 Ø	107.6	103.2	110.3	99.4	196.5	111.9	99.0	106.2	115.0	101.1	102.7	98.1	108.3	108.3
1989 Ø	108.0	103.3	119.9	99.5	199.8	112.4	96.9	104.8	115.5	101.1	102.7	101.1	110.6	109.8
1990 Ø	111.0	106.3	122.1	99.0	234.7	116.0	96.3	104.5	120.6	101.1	102.7	117.6	116.7	110.2
1991 Ø	117.1	100.4	125.5	105.8	264.3	122.5	96.7	106.7	129.5	102.3	103.2	128.3	127.1	115.1
1989 J	107.6	103.3	118.6	99.2	198.5	111.9	96.9	0.0	115.5	101.1	102.8	101.1	108.8	108.9
1989 F	107.6	103.3	120.0	99.2	198.5	111.9	96.9	105.2	115.5	101.1	102.8	101.0	108.8	108.9
1989 M	107.6	103.3	120.0	99.2	198.5	112.5	96.9	0.0	115.5	101.1	102.8	101.1	108.8	109.1
1989 A	107.7	103.3	120.0	99.5	198.5	112.5	96.9	0.0	115.5	101.1	102.8	101.1	108.8	109.9
1989 M	107.7	103.3	120.0	99.5	198.5	112.5	96.9	105.2	115.5	101.1	102.8	101.1	108.8	110.4
1989 J	107.7	103.3	120.0	99.5	198.5	112.5	96.9	0.0	115.5	101.1	102.8	101.1	108.8	110.1
1989 J	107.7	103.3	120.0	99.5	198.5	112.5	96.9	0.0	115.5	101.1	102.8	101.1	108.8	110.3
1989 A	107.7	103.3	120.0	99.5	198.5	112.5	96.9	105.2	115.5	101.1	102.8	101.1	108.8	110.3
1989 S	108.1	103.3	120.0	99.8	198.5	112.5	96.9	0.0	115.5	101.1	102.8	101.1	111.0	110.3
1989 O	108.3	103.3	120.0	99.8	198.5	112.5	96.9	0.0	115.5	101.1	102.8	101.1	112.7	109.6
1989 N	108.5	103.3	120.0	99.7	198.5	112.5	96.9	103.7	115.5	101.1	102.8	101.1	113.6	109.8
1989 D	109.6	103.3	120.0	99.7	213.8	112.5	96.9	0.0	115.5	101.1	102.0	101.1	119.0	109.6
1990 J	110.2	104.9	122.1	99.7	231.2	112.5	96.6	0.0	119.3	101.1	102.8	117.6	113.8	110.1
1990 F	110.3	106.4	122.1	99.7	231.2	112.5	96.3	104.5	119.3	101.1	102.8	117.6	114.0	110.4
1990 M	110.3	106.4	122.1	99.7	231.2	112.5	96.3	0.0	119.3	101.1	102.8	117.6	114.0	110.6
1990 A	110.3	106.4	122.1	98.9	231.2	116.9	96.3	0.0	119.3	101.1	102.8	117.6	114.0	110.8
1990 M	110.5	106.4	122.1	98.9	235.5	116.9	96.3	104.5	119.3	101.1	102.8	117.6	114.3	110.5
1990 J	110.5	106.4	122.1	98.9	235.5	116.9	96.3	0.0	119.3	101.1	102.8	117.6	114.4	110.5
1990 J	111.0	106.4	122.1	98.9	235.5	116.9	96.3	0.0	122.0	101.1	102.8	117.6	114.4	108.5
1990 A	110.7	106.4	122.1	97.7	235.5	116.9	96.3	104.5	122.0	101.1	102.8	117.6	114.4	110.2
1990 S	111.8	106.4	122.1	98.9	237.5	116.9	96.3	0.0	122.0	101.1	102.8	117.6	119.4	110.4
1990 O	112.1	106.4	122.1	98.9	237.5	116.9	96.3	0.0	122.0	101.1	102.8	117.6	121.9	110.9
1990 N	112.4	106.4	122.1	98.9	237.5	118.3	96.3	104.5	122.0	101.1	102.8	117.6	123.0	110.9
1990 D	112.4	106.4	122.1	98.9	237.5	118.3	96.3	0.0	122.0	101.1	102.0	117.6	123.1	109.2
1991 J	112.2	100.5	125.5	98.9	237.5	118.3	96.3	0.0	121.4	101.9	102.8	117.9	123.3	111.5
1991 F	112.3	100.5	125.5	98.9	237.5	118.3	96.3	104.5	121.7	101.9	102.8	129.2	123.5	114.2
1991 M	114.1	100.5	125.5	98.9	235.6	118.3	96.3	0.0	131.8	101.9	102.8	129.2	123.5	114.4
1991 A	117.0	100.5	125.5	105.5	256.5	123.6	96.3	0.0	131.8	102.9	102.8	129.2	126.0	114.5
1991 M	117.6	100.5	125.5	105.5	275.5	123.9	96.3	107.4	131.8	103.5	102.8	129.2	126.3	114.7
1991 J	117.6	100.5	125.5	105.5	275.5	123.9	96.3	0.0	131.8	103.8	102.8	129.2	126.5	115.0
1991 J	118.5	100.5	125.5	109.2	275.5	123.9	96.3	0.0	130.6	101.9	103.7	129.2	127.1	115.4
1991 A	118.5	100.5	125.5	109.2	275.5	123.9	96.8	107.4	130.6	101.9	103.7	129.2	127.1	115.7
1991 S	118.9	100.5	125.5	109.2	275.5	123.9	97.3	0.0	130.6	101.9	103.7	129.2	128.9	116.1
1991 O	119.2	100.2	125.5	109.2	275.5	123.9	97.3	0.0	130.6	101.9	103.7	129.2	130.6	116.3
1991 N	119.4	100.2	125.5	109.8	275.5	123.9	97.3	107.4	130.6	101.9	103.7	129.2	131.4	116.5
1991 D	119.4	100.2	125.5	109.8	275.5	123.9	97.3	0.0	130.6	101.9	102.9	129.2	131.4	116.7

1) POSTAL AND TELEPHONE SERVICES

1) SERVICES DE POSTES ET DES TELEPHONES

CONSUMER PRICES

RECREATION AND EDUCATION, ETC

H

PRIX A LA CONSOMMATION

LOISIRS, SPECTACLES ENSEIGNEMENTS ETC

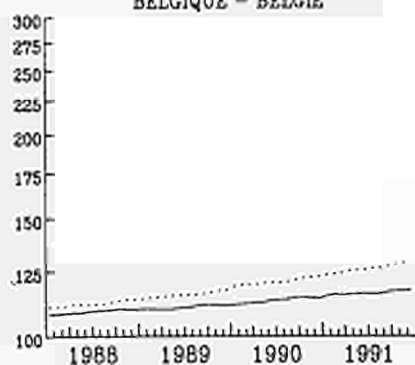
	EUR12	BELGIQUE BELGIE	DANMARK	BR DEUTSCH LAND	ELLAS	ESPANA	FRANCE	IRELAND	ITALIA	LUXEM- BOURG	NEDER- LAND	PORTU- GAL	UNITED KINGDOM	USA	
	PRICE INDICES							1985 = 100	INDICES DE PRIX						
1988 Ø	111.9	109.0	112.9	103.8	174.5	118.8	110.2	111.8	122.9	103.4	100.7	138.7	111.3	111.4	
1989 Ø	115.5	110.7	117.4	103.8	198.0	123.8	112.3	116.1	130.7	104.1	101.2	149.9	116.1	117.1	
1990 Ø	120.8	113.2	121.3	106.1	230.3	130.5	114.6	118.9	140.7	107.2	102.4	170.7	123.1	122.6	
1991 Ø	126.2	116.1	124.9	108.1	271.1	138.5	117.7	123.9	148.5	109.4	104.4	183.8	132.0	128.1	
1989 J	114.0	110.1	116.3	103.7	186.1	122.2	111.4	0.0	128.1	104.0	101.4	144.4	113.4	114.6	
1989 F	114.3	110.1	116.3	103.8	185.7	122.3	111.5	114.2	128.9	104.4	101.1	145.2	113.7	115.0	
1989 M	114.5	109.9	117.0	103.8	186.9	122.5	111.4	0.0	130.0	103.9	101.2	146.2	113.9	115.4	
1989 A	114.8	109.9	117.0	103.8	193.8	122.8	111.6	0.0	130.1	104.1	101.2	147.3	114.6	116.1	
1989 M	115.1	109.8	117.0	103.7	197.8	122.9	111.9	115.8	130.4	103.7	101.1	147.8	115.6	116.1	
1989 J	115.2	110.5	117.0	103.5	201.0	123.1	112.2	0.0	130.3	104.1	101.0	148.6	115.9	116.8	
1989 J	115.4	110.6	117.7	103.4	200.5	123.0	112.3	0.0	130.8	103.7	101.0	151.1	116.3	117.4	
1989 A	115.5	111.1	117.7	103.4	198.9	123.1	112.4	116.2	130.9	103.8	101.0	151.9	116.4	117.8	
1989 S	116.0	111.5	118.4	103.5	205.1	124.5	112.6	0.0	131.3	103.8	101.1	151.2	117.2	118.3	
1989 O	116.5	111.7	118.4	103.8	204.4	126.0	112.8	0.0	131.8	103.9	101.4	154.8	117.9	118.8	
1989 N	117.1	111.4	118.4	104.3	206.3	126.5	112.9	118.4	132.6	104.8	101.6	154.8	119.0	119.0	
1989 D	117.2	111.3	118.4	104.6	208.9	127.1	113.0	0.0	132.8	104.7	101.4	155.9	119.0	119.5	
1990 J	118.9	111.5	119.7	106.1	209.0	127.6	113.4	0.0	138.0	106.5	101.9	176.1	119.6	120.2	
1990 F	119.3	111.9	119.7	106.5	210.2	127.8	113.5	118.4	138.7	107.3	101.8	178.6	120.0	120.7	
1990 M	119.7	111.9	120.4	106.5	220.7	128.9	113.8	0.0	138.8	106.5	102.0	179.2	120.4	121.1	
1990 A	119.9	112.5	120.4	105.8	225.4	129.1	114.1	0.0	139.0	106.8	102.0	179.8	121.8	121.6	
1990 M	120.1	112.5	121.1	106.1	227.2	129.2	114.3	118.4	139.2	106.3	101.9	161.0	122.5	121.9	
1990 J	120.3	113.4	121.8	106.0	231.0	129.6	114.4	0.0	139.4	106.4	102.1	161.6	122.8	122.1	
1990 J	120.4	113.6	121.8	105.7	232.3	129.9	114.6	0.0	140.1	106.2	102.3	163.9	122.8	122.8	
1990 A	120.8	113.7	121.8	105.6	231.6	130.0	114.7	118.6	141.5	105.6	102.4	167.1	123.2	123.1	
1990 S	121.6	114.5	121.8	105.8	245.4	132.1	115.0	0.0	142.1	106.9	102.7	167.8	124.6	124.1	
1990 O	122.2	114.5	121.8	106.1	242.1	133.5	115.2	0.0	142.5	108.8	102.9	177.6	125.8	124.3	
1990 N	122.8	114.3	122.5	106.5	243.2	134.0	115.4	120.2	144.2	109.5	103.4	171.5	126.6	124.4	
1990 D	122.9	113.9	122.5	106.8	245.1	134.1	115.5	0.0	144.5	109.6	103.3	164.4	126.8	124.6	
1991 J	123.7	115.0	123.8	107.7	248.7	135.0	115.9	0.0	145.1	109.8	104.1	172.8	127.1	125.4	
1991 F	124.1	115.7	124.5	107.7	251.2	135.5	116.2	121.8	145.9	109.7	103.7	174.7	127.7	126.0	
1991 M	124.3	115.5	124.5	107.8	249.8	136.5	116.6	0.0	146.3	109.0	103.9	176.1	127.5	126.5	
1991 A	125.3	115.6	124.5	107.8	264.0	137.1	116.8	0.0	146.5	108.7	103.9	177.1	131.4	127.4	
1991 M	125.6	115.8	124.5	107.8	267.2	137.1	117.1	123.5	147.0	109.2	103.9	178.2	132.2	127.5	
1991 J	125.9	115.8	124.5	108.2	269.0	137.7	117.1	0.0	147.2	108.7	104.1	178.8	132.2	127.8	
1991 J	126.4	115.7	124.5	108.1	268.9	138.0	117.3	0.0	149.6	108.6	104.4	179.3	132.6	128.3	
1991 A	126.5	115.8	124.5	107.9	270.5	138.1	117.5	123.8	149.8	108.8	104.5	180.4	132.9	128.8	
1991 S	127.3	116.6	125.2	107.9	291.5	139.8	117.9	0.0	150.4	109.1	104.8	180.8	134.5	129.7	
1991 O	128.1	116.9	125.9	108.5	292.0	142.2	118.2	0.0	150.7	109.9	105.1	200.1	135.2	130.0	
1991 N	128.5	117.0	125.9	108.9	289.2	142.7	118.5	126.7	151.7	110.5	105.3	203.0	135.4	129.9	
1991 D	128.9	117.4	125.9	109.3	290.7	142.9	119.0	0.0	152.0	110.8	105.3	203.8	135.7	129.5	

VERBRAUCHERPREISE
ERHOLUNG, UNTERHALTUNG, BILDUNG

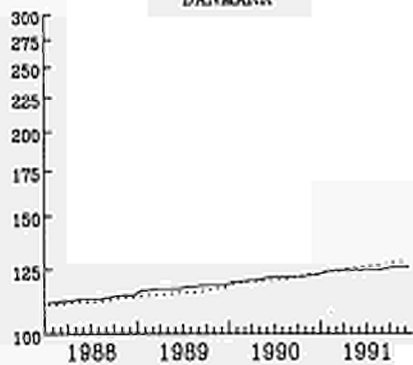
CONSUMER PRICES
RECREATION, EDUCATION ETC
1985 = 100

PRIX A LA CONSOMMATION
LOISIRS, SPECTACLES, ENSEIGNEMENT ETC

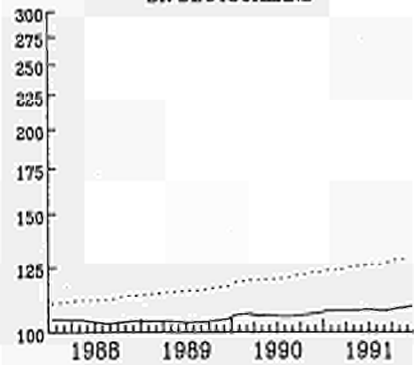
BELGIQUE - BELGIE



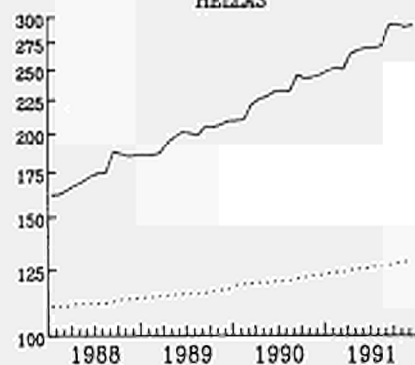
DANMARK



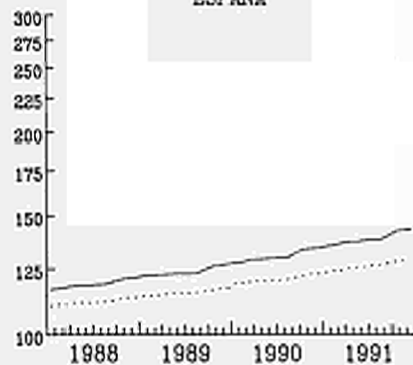
BR DEUTSCHLAND



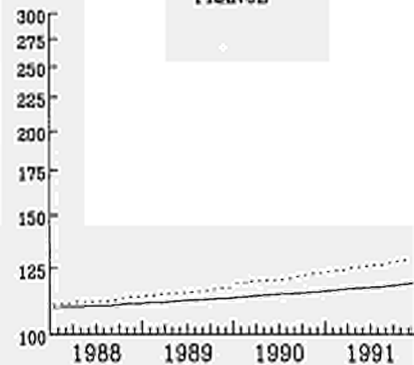
HELLAS



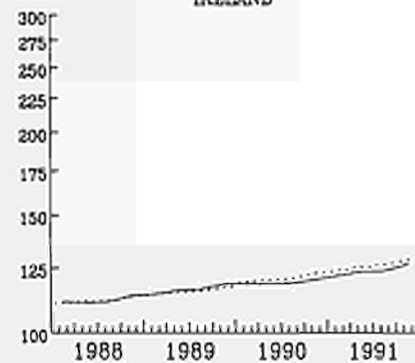
ESPAÑA



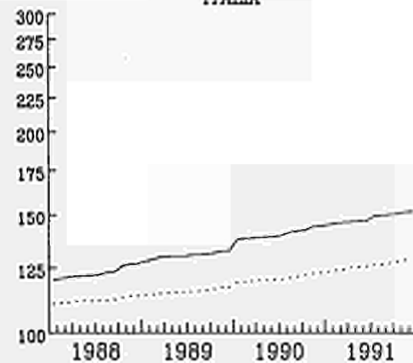
FRANCE



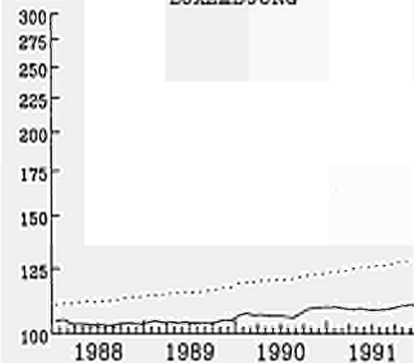
IRELAND



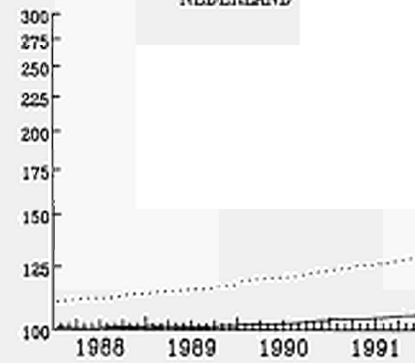
ITALIA



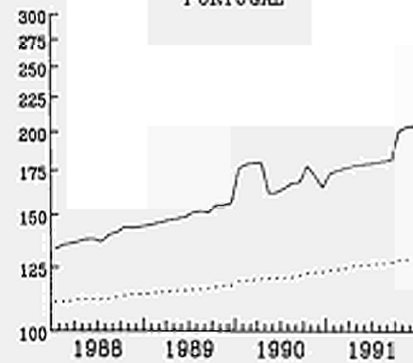
LUXEMBOURG



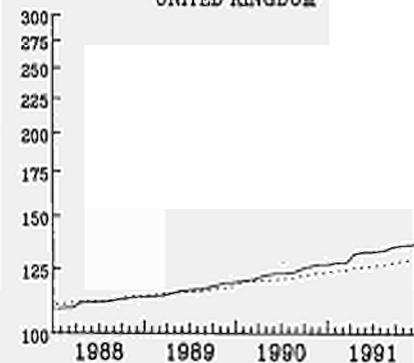
NEDERLAND



PORTUGAL



UNITED KINGDOM



EINFACH-LOGARITHMISCHE SKALA

EUR 12
SEMI-LOGARITHMIC SCALE

ECHELLE SEMI-LOGARITHMIQUE

CONSUMER PRICES
RECREATIONAL GOODS

H1

PRIX A LA CONSOMMATION
ARTICLES RECREATIFS

	EUR12	BELGIQUE BELGIE	DANMARK	BR DEUTSCH LAND	ELLAS	ESPANA	FRANCE	IRELAND	ITALIA	LUXEM- BOURG	NEDER- LAND	PORTU- GAL	UNITED KINGDOM	USA
	PRICE INDICES						1985 = 100			INDICES DE PRIX				
1988 J	104.3	101.0	106.4	99.3	172.5	109.6	106.0	102.4	111.4	99.0	93.8	:	104.5	102.6
1989 J	105.2	108.7	107.0	98.5	188.5	109.3	105.9	103.9	115.4	97.1	92.2	:	105.3	106.8
1990 J	106.7	105.6	107.3	98.9	211.5	109.1	106.0	102.3	119.8	98.6	92.0	:	108.2	110.6
1991 J	108.6	102.4	108.1	99.8	239.2	110.7	106.9	101.3	123.4	99.0	92.2	:	111.4	114.7
1989 J	104.8	104.3	107.5	99.2	185.7	109.5	105.9	0.0	113.4	98.6	93.2	:	104.4	105.3
1989 F	104.9	104.3	106.7	99.1	181.0	109.5	105.8	103.3	114.7	99.1	92.7	:	104.6	105.6
1989 M	105.0	103.5	106.7	99.2	185.2	109.0	105.8	0.0	114.8	97.1	92.7	:	104.8	105.7
1989 A	105.0	103.6	106.7	99.0	186.3	109.4	105.9	0.0	114.9	97.1	92.1	:	105.0	106.1
1989 M	105.0	103.6	106.7	98.7	188.7	109.5	106.0	104.0	115.2	96.2	91.8	:	105.1	106.4
1989 J	104.8	104.3	106.7	98.2	190.5	109.0	106.1	0.0	114.8	97.0	91.6	:	105.2	106.6
1989 J	104.7	104.0	106.7	97.8	184.4	109.2	106.2	0.0	115.0	96.1	91.6	:	105.3	106.9
1989 A	104.6	105.0	106.7	97.5	177.5	109.2	106.0	104.1	115.2	96.1	91.6	:	105.2	107.0
1989 S	104.9	105.0	107.5	97.6	188.8	109.4	106.0	0.0	115.9	96.1	91.8	:	105.4	107.5
1989 O	105.2	105.2	107.5	97.8	195.2	109.1	105.9	0.0	116.5	96.5	92.2	:	105.8	108.1
1989 N	106.5	130.3	107.5	98.7	196.9	109.2	105.8	104.4	117.1	97.8	92.6	:	106.6	108.2
1989 D	106.7	131.0	107.5	99.1	202.4	109.0	105.8	0.0	117.5	97.6	92.1	:	106.6	108.4
1990 J	106.1	104.1	106.7	99.9	198.3	109.0	105.6	0.0	117.8	99.4	92.0	:	106.6	109.1
1990 F	106.6	104.8	106.7	100.5	200.2	109.0	105.7	103.6	118.6	100.1	91.8	:	107.2	109.2
1990 M	106.7	104.6	106.7	100.3	206.0	108.5	105.8	0.0	118.8	98.5	91.7	:	107.6	109.8
1990 A	106.4	105.5	106.7	98.9	208.1	108.7	105.9	0.0	118.9	98.8	91.5	:	108.0	110.1
1990 M	106.6	105.4	107.5	99.1	209.7	108.9	106.1	102.0	119.3	97.8	91.2	:	108.2	110.3
1990 J	106.7	106.2	107.5	98.8	213.6	108.9	106.2	0.0	119.5	97.9	91.5	:	108.2	110.1
1990 J	106.4	106.1	107.5	98.1	209.8	108.9	106.2	0.0	119.6	97.4	91.8	:	108.0	110.9
1990 A	106.4	106.3	107.5	97.7	203.3	109.0	106.2	102.1	120.0	96.1	91.8	:	108.3	111.3
1990 S	106.7	106.8	107.5	97.8	213.2	109.3	106.2	0.0	120.3	98.5	92.2	:	108.6	111.4
1990 O	107.1	106.4	107.5	98.3	220.6	109.8	106.2	0.0	120.7	98.9	92.4	:	109.1	111.7
1990 N	107.5	105.7	107.5	98.7	225.4	110.0	106.2	101.7	121.7	100.1	93.4	:	109.4	111.6
1990 D	107.7	104.9	108.2	99.1	229.5	109.3	106.2	0.0	122.1	100.0	93.3	:	109.5	111.6
1991 J	107.6	102.6	108.2	100.4	229.5	109.4	106.2	0.0	121.5	100.6	91.3	:	108.9	112.5
1991 F	107.9	103.5	108.2	100.2	234.3	109.5	106.3	101.4	122.2	100.5	91.6	:	109.6	113.2
1991 M	108.1	103.0	108.2	100.2	234.1	109.6	106.5	0.0	122.4	99.2	92.0	:	109.9	113.9
1991 A	108.5	102.6	108.2	100.0	242.2	110.1	106.5	0.0	122.9	98.6	91.3	:	111.6	114.6
1991 M	108.5	103.0	108.2	99.4	237.3	110.3	106.8	101.2	123.3	98.9	91.6	:	112.1	114.2
1991 J	108.8	102.9	108.2	100.0	238.9	111.0	106.8	0.0	123.4	98.5	92.0	:	112.2	114.4
1991 J	108.5	101.6	107.5	99.6	229.9	111.0	106.8	0.0	123.5	97.8	92.5	:	111.7	114.7
1991 A	108.4	101.5	108.2	98.8	224.6	111.1	106.8	101.3	123.8	98.0	92.7	:	111.8	115.3
1991 S	108.4	101.8	108.2	98.6	224.7	111.5	107.0	0.0	123.9	98.2	92.5	:	111.8	116.0
1991 O	108.9	102.1	108.2	99.3	250.4	111.6	107.3	0.0	124.1	98.5	92.7	:	112.1	115.9
1991 N	109.4	101.9	108.2	100.0	259.6	111.8	107.7	101.4	124.7	99.3	93.2	:	112.5	115.7
1991 D	109.8	102.4	108.2	100.6	265.6	111.8	108.0	0.0	125.0	99.5	93.2	:	112.9	115.6

CONSUMER PRICES
RECREATIONAL SERVICES

H2

PRIX A LA CONSOMMATION
SERVICES DE LOISIRS

	EUR12	BELGIQUE BELGIE	DANMARK	BR DEUTSCH LAND	ELLAS	ESPANA	FRANCE	IRELAND	ITALIA	LUXEM- BOURG	NEDER- LAND	PORTU- GAL	UNITED KINGDOM	USA	
	PRICE INDICES							1985 = 100	INDICES DE PRIX						
1988 Ø	117.3	110.8	114.9	104.1	166.8	125.2	113.3	105.7	129.8	110.6	104.8	133.6	114.5	115.2	
1989 Ø	123.0	109.8	121.5	105.9	190.0	131.9	118.7	108.1	138.2	113.1	106.6	146.8	121.9	122.1	
1990 Ø	132.8	115.7	126.9	110.8	227.5	142.0	123.8	110.2	156.1	119.9	108.4	162.4	131.8	129.2	
1991 Ø	141.9	120.0	132.1	113.4	279.3	151.9	128.1	113.0	168.4	123.1	111.6	176.3	147.0	135.9	
1989 J	121.5	112.2	120.6	105.1	185.0	129.3	117.4	0.0	137.1	110.7	106.4	140.8	118.7	118.6	
1989 F	121.7	112.2	120.6	105.4	185.0	129.2	117.9	107.1	137.3	110.7	106.4	142.1	118.9	119.4	
1989 M	121.9	112.3	120.6	105.4	185.3	130.1	118.1	0.0	137.5	113.6	106.5	143.3	118.9	119.9	
1989 A	122.1	112.2	120.9	105.4	185.7	130.7	118.4	0.0	137.0	113.6	106.6	144.0	120.3	120.9	
1989 M	122.4	105.7	121.3	105.6	185.7	131.2	118.4	107.5	137.8	113.6	106.6	145.5	121.0	120.8	
1989 J	122.3	105.7	121.3	105.7	187.4	132.1	115.8	0.0	138.0	113.6	106.6	146.2	121.3	121.8	
1989 J	122.8	106.1	121.3	105.8	187.5	131.2	119.1	0.0	138.4	113.6	106.4	147.1	122.0	122.8	
1989 A	123.0	106.4	121.3	106.0	187.5	131.3	119.2	107.9	138.4	113.6	106.4	149.0	122.4	123.3	
1989 S	123.8	113.9	122.5	106.2	187.6	132.9	119.6	0.0	138.5	113.6	106.6	149.4	124.2	123.8	
1989 O	124.4	114.0	122.5	106.5	189.3	134.8	120.1	0.0	139.2	113.6	107.0	150.8	124.4	124.3	
1989 N	125.3	108.3	122.5	106.6	206.2	135.9	120.4	109.9	139.5	113.6	107.1	150.9	125.5	124.7	
1989 D	125.2	108.2	122.5	106.6	208.2	134.4	120.4	0.0	139.7	113.6	107.0	152.3	125.5	125.2	
1990 J	130.3	114.4	125.7	110.2	208.9	139.9	121.7	0.0	154.6	118.4	107.8	154.3	126.6	126.1	
1990 F	130.4	114.5	125.7	110.3	209.3	139.0	122.1	109.7	154.9	118.4	107.8	156.5	126.9	126.8	
1990 M	130.8	114.6	126.0	110.4	212.0	139.8	122.5	0.0	155.0	118.6	107.9	157.1	127.1	127.2	
1990 A	131.4	114.8	126.3	110.5	212.0	140.6	123.4	0.0	155.2	118.6	108.0	158.6	130.0	127.8	
1990 M	131.6	115.0	126.7	110.5	212.8	140.5	123.5	111.2	155.3	118.5	108.0	160.7	130.7	128.1	
1990 J	132.0	115.1	126.7	110.6	217.5	140.9	123.6	0.0	155.7	118.6	108.1	161.6	131.5	128.7	
1990 J	132.2	115.5	126.7	110.7	217.7	141.2	123.7	0.0	155.8	118.6	108.4	162.1	131.7	129.3	
1990 A	132.4	115.6	127.0	110.8	217.9	141.4	123.8	111.1	155.8	118.6	108.4	166.4	132.2	129.7	
1990 S	134.7	117.1	127.9	111.1	249.2	143.8	124.5	0.0	156.8	118.5	108.9	167.2	135.2	131.3	
1990 O	135.6	117.3	128.2	111.3	257.0	145.1	125.2	0.0	157.6	123.9	109.3	168.3	136.1	131.5	
1990 N	135.9	117.4	128.2	111.4	257.2	145.2	125.8	108.8	158.3	123.9	109.4	167.4	136.9	131.7	
1990 D	136.2	117.4	128.2	111.4	257.7	146.1	126.0	0.0	158.5	123.9	109.4	168.3	137.3	132.0	
1991 J	137.5	118.5	130.9	111.7	257.3	148.2	126.8	0.0	161.4	121.6	111.0	169.5	138.5	132.8	
1991 F	137.7	118.7	130.6	111.9	257.3	148.3	127.3	109.9	161.7	121.6	111.0	172.4	138.5	133.4	
1991 M	138.1	118.7	130.2	112.3	257.5	148.6	127.7	0.0	162.7	121.7	111.0	173.7	138.6	133.6	
1991 A	139.4	119.2	130.5	112.5	258.4	150.5	127.7	0.0	162.7	121.8	111.0	174.7	146.0	134.7	
1991 M	139.6	119.2	130.9	113.1	259.3	149.6	127.8	114.0	163.0	122.9	111.0	175.4	146.6	135.3	
1991 J	140.1	119.3	130.9	113.3	259.8	150.9	127.8	0.0	163.4	122.9	111.0	178.4	147.3	135.6	
1991 J	142.5	119.8	130.9	113.4	275.8	151.5	127.8	0.0	172.5	123.0	111.2	178.0	148.0	136.3	
1991 A	142.8	119.9	130.9	113.8	275.8	151.9	128.0	114.0	173.0	123.1	111.3	177.4	148.4	136.8	
1991 S	144.2	121.4	132.1	114.3	275.8	153.1	128.5	0.0	174.7	123.7	112.4	178.3	153.1	137.8	
1991 O	146.6	121.7	134.8	114.5	323.8	155.7	128.9	0.0	174.8	124.8	112.8	178.9	153.2	138.4	
1991 N	147.2	121.8	136.2	114.7	325.6	157.2	129.4	114.3	175.5	124.9	112.8	179.3	153.1	138.5	
1991 D	147.3	121.8	136.2	114.8	325.8	157.7	129.6	0.0	175.6	125.4	112.8	179.6	153.2	137.8	

CONSUMER PRICES

BOOKS, NEWSPAPERS AND MAGAZINES

H3

PRIX A LA CONSOMMATION

LIVRES, JOURNAUX ET PERIODIQUES

	EUR12	BELGIQUE BELGIE	DANMARK	BR DEUTSCH LAND	ELLAS	ESPANA	FRANCE	IRELAND	ITALIA	LUXEM- BOURG	NEDER- LAND	PORTU- GAL	UNITED KINGDOM	USA
	PRICE INDICES				1985 = 100			INDICES DE PRIX						
1988 Ø	119.3	116.5	122.9	112.2	187.6	128.7	116.0	122.4	131.0	108.1	107.8	135.4	119.8	116.3
1989 Ø	126.3	121.6	131.6	117.0	230.1	137.7	119.2	129.8	144.2	111.9	110.8	142.8	128.8	124.2
1990 Ø	133.8	126.6	139.2	120.9	278.0	150.0	123.7	134.6	152.9	116.4	113.5	171.7	140.0	134.6
1991 Ø	142.3	133.7	145.6	124.2	319.3	162.4	129.5	146.7	164.2	124.0	117.4	208.4	151.6	141.7
1989 J	123.1	120.0	126.6	115.4	210.2	135.7	117.3	0.0	139.2	110.6	109.8	138.8	123.2	120.5
1989 F	123.6	120.1	128.5	115.9	211.6	135.9	117.5	125.2	139.8	111.2	109.9	138.1	123.9	121.8
1989 M	124.4	120.3	130.1	115.9	211.6	137.0	118.0	0.0	143.6	108.5	110.7	137.0	124.2	121.9
1989 A	124.8	120.4	130.1	116.2	214.4	137.0	118.4	0.0	143.7	111.7	110.9	137.3	124.9	122.0
1989 M	125.8	121.3	131.2	116.4	226.1	137.0	118.4	130.3	144.1	112.1	110.9	138.6	128.8	122.0
1989 J	126.2	121.5	131.6	116.6	231.9	137.0	119.1	0.0	144.2	112.1	111.0	139.0	129.2	122.3
1989 J	126.8	121.7	132.8	117.4	231.9	137.9	119.3	0.0	145.1	112.4	111.2	139.5	129.7	122.4
1989 A	127.2	121.9	133.5	117.5	231.9	137.9	119.8	131.1	145.3	112.7	111.1	149.9	129.8	123.1
1989 S	127.6	122.5	133.5	117.8	240.2	138.4	120.3	0.0	145.4	112.9	111.1	148.6	130.2	128.1
1989 O	128.3	122.9	133.9	118.0	245.0	139.2	120.5	0.0	145.8	112.9	111.2	148.3	132.4	128.6
1989 N	129.0	123.2	133.6	118.1	250.9	139.2	120.6	132.5	147.2	113.0	111.2	147.9	134.4	128.8
1989 D	129.2	123.6	134.0	118.3	255.1	139.5	121.0	0.0	147.2	113.0	111.2	150.7	134.4	128.9
1990 J	130.1	123.8	134.8	118.7	255.1	140.2	121.7	0.0	147.9	113.5	112.4	157.9	135.3	131.9
1990 F	130.5	123.9	135.9	119.1	255.1	140.2	121.9	133.3	148.6	114.7	112.4	162.8	135.5	133.4
1990 M	131.3	124.1	137.1	119.3	260.6	148.4	122.5	0.0	148.7	115.0	113.2	164.4	136.0	133.5
1990 A	131.8	124.7	138.3	119.6	270.8	148.4	122.8	0.0	148.8	115.3	113.6	163.7	137.0	133.5
1990 M	132.5	125.0	139.4	120.5	270.8	148.4	123.2	133.2	149.0	115.5	113.6	159.8	139.0	133.5
1990 J	133.0	127.7	139.8	120.9	279.6	151.5	123.5	0.0	149.0	115.7	113.6	160.3	139.2	133.4
1990 J	133.8	127.9	140.2	121.0	279.6	152.2	124.0	0.0	151.6	115.9	113.7	173.0	139.3	133.8
1990 A	135.0	127.9	139.5	121.5	279.6	152.2	124.4	133.9	156.3	116.2	113.9	179.7	139.8	134.0
1990 S	135.5	128.1	139.9	121.8	294.6	154.0	124.9	0.0	156.6	116.5	113.9	179.5	140.5	136.6
1990 O	136.6	128.6	140.3	122.3	294.6	154.0	125.0	0.0	156.6	119.4	114.0	181.3	144.7	137.1
1990 N	138.0	128.7	142.5	122.9	294.6	155.1	125.2	138.1	160.5	119.5	114.0	189.0	146.6	137.2
1990 D	138.2	128.6	142.9	123.2	300.6	155.2	125.1	0.0	160.7	119.5	114.0	188.7	146.7	137.3
1991 J	139.1	130.3	143.3	123.8	300.5	155.5	125.8	0.0	161.3	121.6	117.2	192.4	147.7	138.4
1991 F	140.1	131.2	145.2	124.1	313.1	158.4	126.5	143.4	163.1	121.7	117.2	193.6	148.9	139.2
1991 M	140.3	131.5	145.6	124.4	313.1	162.0	127.7	0.0	163.1	122.6	117.1	196.7	146.7	139.5
1991 A	141.3	132.0	145.6	124.8	313.1	162.3	128.5	0.0	163.1	122.9	117.2	202.4	149.5	139.5
1991 M	139.7	132.3	145.4	115.3	313.1	162.5	129.1	145.6	163.6	123.3	117.2	206.6	151.4	139.5
1991 J	139.9	132.5	145.8	116.9	313.1	162.8	129.4	0.0	163.6	123.5	117.1	207.1	149.8	140.7
1991 J	143.2	134.5	145.8	126.1	313.1	163.5	130.4	0.0	163.9	123.8	117.3	211.8	152.4	141.0
1991 A	143.4	134.5	147.4	126.3	313.1	163.5	130.6	146.7	164.2	124.0	117.5	215.3	152.6	141.9
1991 S	143.8	135.4	147.8	126.6	313.1	164.5	131.3	0.0	164.2	124.3	117.5	215.4	152.7	145.0
1991 O	144.9	135.8	144.8	127.2	339.2	164.8	131.4	0.0	165.0	126.6	117.8	215.6	155.5	145.3
1991 N	145.6	136.5	144.8	127.4	343.4	164.8	131.6	151.1	167.3	126.9	117.7	220.9	156.1	145.0
1991 D	145.9	137.5	145.3	127.6	343.4	164.8	132.3	0.0	167.3	127.1	118.0	222.5	156.1	145.3

CONSUMER PRICES
OTHER GOODS AND SERVICES

PRIX A LA CONSOMMATION
AUTRES BIENS ET SERVICES

J

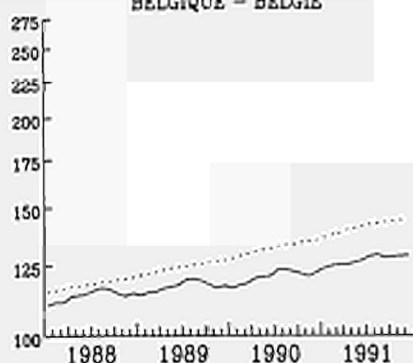
	EUR12	BELGIQUE BELGIE	DANMARK	BR DEUTSCH LAND	ELLAS	ESPANA	FRANCE	IRELAND	ITALIA	LUXEM- BOURG	NEDER- LAND	PORTU- GAL	UNITED KINGDOM	USA
	PRICE INDICES				1985 = 100			INDICES DE PRIX						
1988 Ø	117.8	113.8	112.6	108.8	163.9	127.5	115.3	114.7	122.8	110.3	103.7	142.1	116.6	116.0
1989 Ø	124.4	117.0	116.7	111.9	175.2	137.4	120.3	120.0	131.0	114.3	105.3	160.7	124.3	125.0
1990 Ø	132.1	120.6	120.0	114.5	199.9	149.5	126.0	124.5	139.0	119.3	107.5	180.4	134.9	134.6
1991 Ø	141.1	127.0	122.1	118.0	237.2	162.9	128.7	129.7	148.5	124.2	110.7	205.0	148.8	145.3
1989 J	121.2	113.7	115.1	111.1	169.2	132.2	117.7	0.0	126.5	112.9	104.3	152.6	120.9	121.4
1989 F	121.9	114.8	115.1	111.2	167.4	133.4	118.1	118.3	128.2	112.9	104.5	155.7	121.3	122.0
1989 M	122.3	115.0	115.7	111.3	170.6	134.8	117.7	0.0	128.9	113.4	104.5	156.3	121.8	122.3
1989 A	123.2	116.3	115.7	111.4	177.1	135.9	118.6	0.0	129.6	113.6	104.7	158.2	122.9	122.5
1989 M	123.9	116.7	116.4	111.8	174.9	136.5	119.8	119.3	130.7	113.6	105.2	159.1	123.4	123.1
1989 J	124.3	117.6	116.4	112.1	176.0	137.1	120.2	0.0	131.1	114.2	105.3	159.4	123.7	123.9
1989 J	124.8	119.6	117.1	112.2	173.7	138.0	120.6	0.0	131.5	114.8	105.4	161.1	124.5	124.7
1989 A	125.3	119.9	117.1	112.2	171.0	138.7	121.0	121.6	132.1	114.8	105.6	163.3	125.4	125.9
1989 S	125.8	119.1	117.1	112.2	176.4	139.6	121.5	0.0	132.5	114.8	105.7	163.9	126.0	128.0
1989 O	126.3	117.6	117.8	112.2	178.5	140.3	122.0	0.0	133.0	115.0	105.9	164.3	126.9	128.5
1989 N	126.7	116.2	118.4	112.4	181.5	140.6	122.3	120.8	133.6	115.6	106.1	166.5	127.4	128.6
1989 D	127.0	117.3	118.4	112.5	185.6	141.2	122.6	0.0	134.3	115.7	106.1	168.2	127.4	129.4
1990 J	127.9	116.3	118.4	113.0	184.7	143.1	123.1	0.0	135.0	116.1	106.5	169.0	129.1	130.4
1990 F	128.9	117.6	119.1	113.9	184.4	144.7	123.8	122.5	136.5	116.4	106.8	172.9	129.7	131.0
1990 M	129.6	118.1	119.1	114.2	192.0	146.2	124.4	0.0	137.1	116.7	106.9	171.7	130.3	131.4
1990 A	130.6	120.0	119.8	114.3	196.5	147.2	125.0	0.0	137.4	118.0	107.2	174.9	132.5	131.9
1990 M	131.3	120.5	119.8	114.3	198.4	148.5	125.4	122.8	138.0	118.3	107.5	180.5	133.9	132.6
1990 J	131.9	120.9	119.8	114.5	199.4	149.2	126.0	0.0	138.5	118.2	107.7	180.9	134.6	133.5
1990 J	132.8	123.4	120.5	116.1	196.6	150.4	126.4	0.0	139.1	119.4	107.7	182.0	136.0	134.8
1990 A	133.2	123.5	120.5	114.7	194.2	151.4	126.7	127.1	140.0	121.0	107.7	185.3	137.0	135.8
1990 S	133.9	122.6	120.5	114.7	204.7	152.7	127.2	0.0	140.7	121.6	107.9	187.0	138.0	137.7
1990 O	134.3	121.6	120.5	114.8	207.5	153.1	127.7	0.0	141.2	121.7	108.1	188.2	138.9	138.2
1990 N	134.9	120.8	121.2	114.9	219.6	153.5	128.1	125.5	142.1	121.9	108.2	190.2	139.4	138.5
1990 D	135.3	122.4	121.2	115.2	221.4	154.3	128.2	0.0	142.7	122.4	108.4	181.9	139.9	139.3
1991 J	136.5	124.1	121.8	116.2	220.1	156.9	128.8	0.0	143.3	122.1	109.1	193.5	141.1	141.0
1991 F	137.6	124.9	121.8	116.4	223.5	159.1	129.4	127.5	145.4	122.2	109.1	197.6	141.8	141.7
1991 M	138.2	125.3	121.8	116.5	227.0	160.3	129.9	0.0	146.2	122.4	109.2	199.0	142.3	142.1
1991 A	139.7	125.4	122.5	116.1	230.4	161.8	130.4	0.0	146.9	123.1	109.2	200.9	147.7	142.9
1991 M	140.4	126.1	122.5	116.2	232.4	162.4	130.8	127.6	147.9	123.6	110.5	203.6	148.7	143.2
1991 J	141.3	127.0	123.2	118.2	239.1	162.9	131.3	0.0	148.7	123.9	110.7	204.9	149.3	143.9
1991 J	142.2	128.7	121.2	119.4	236.1	163.6	131.8	0.0	149.3	124.8	110.9	205.9	151.0	144.6
1991 A	142.6	129.3	121.2	119.3	233.2	164.1	132.0	131.7	150.0	125.2	111.1	207.8	151.6	145.8
1991 S	143.0	128.0	121.8	119.2	241.4	165.1	132.4	0.0	150.4	125.4	111.4	209.1	152.2	148.8
1991 O	143.6	128.5	121.8	119.2	250.1	165.7	132.8	0.0	151.0	125.6	111.7	211.0	153.1	149.3
1991 N	144.1	128.6	122.5	119.5	251.8	166.3	133.2	132.0	151.5	125.8	112.7	212.8	153.5	149.8
1991 D	144.5	128.9	122.5	120.0	261.1	167.2	133.4	0.0	151.9	126.3	112.9	214.3	153.6	150.4

VERBRAUCHERPREISE
SONSTIGE GÜTER UND DIENSTLEISTUNGEN

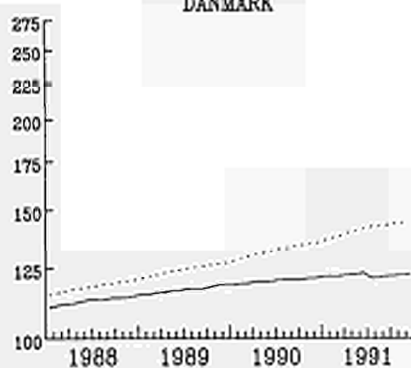
CONSUMER PRICES
OTHER GOODS AND SERVICES
1985 = 100

PRIX A LA CONSOMMATION
AUTRES BIENS ET SERVICES

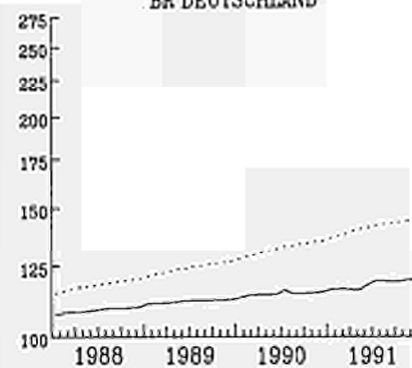
BELGIQUE - BELGIE



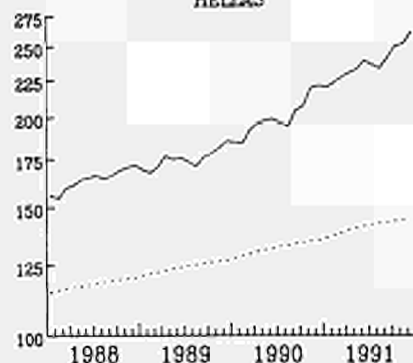
DANMARK



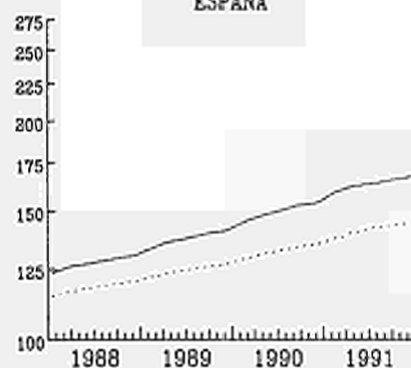
BR DEUTSCHLAND



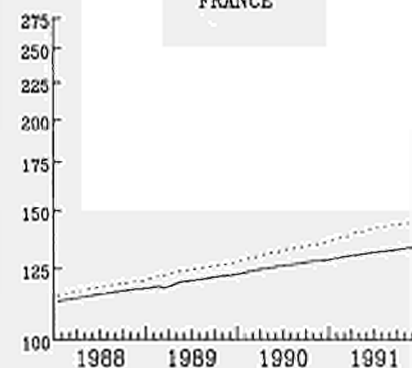
HELLAS



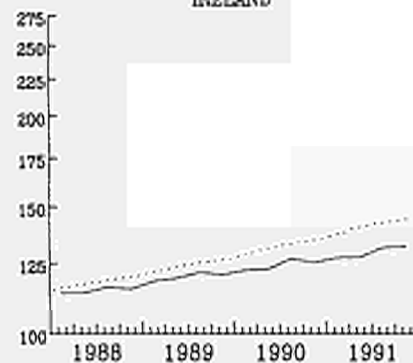
ESPAÑA



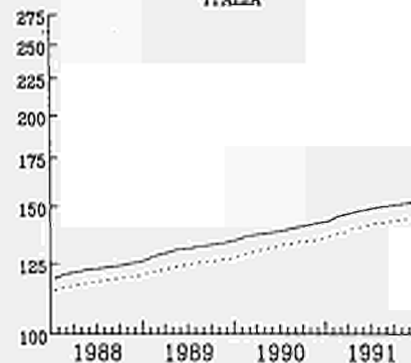
FRANCE



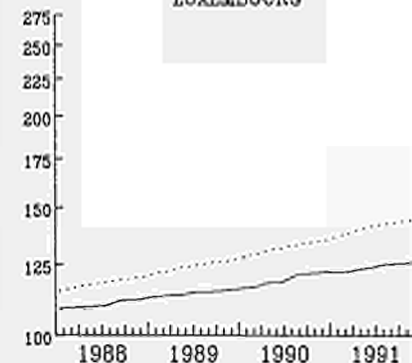
IRELAND



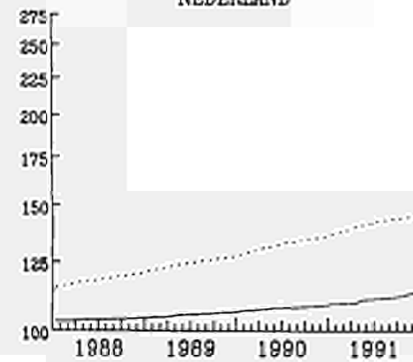
ITALIA



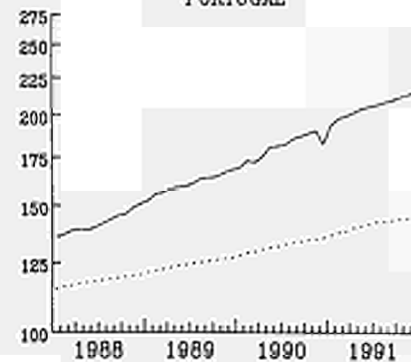
LUXEMBOURG



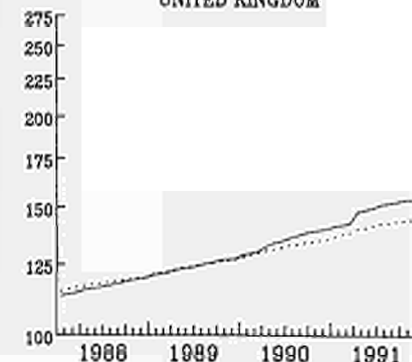
NEDERLAND



PORTUGAL



UNITED KINGDOM



EINFACH-LOGARITHMISCHE SKALA

EUR 12
SEMI-LOGARITHMIC SCALE

ECHELLE SEMI-LOGARITHMIQUE

CONSUMER PRICES

J1

PRIX A LA CONSOMMATION

EXPENDITURE IN HOTELS,PUBS AND RESTAURANTS

DEPENSES POUR HOTELS,CAFES ET RESTAURANTS

	EUR12	BELGIQUE BELGIE	DANMARK	BR DEUTSCH LAND	ELLAS	ESPAÑA	FRANCE	IRELAND	ITALIA	LUXEM- BOURG	NEDER- LAND	PORTU- GAL	UNITED KINGDOM	USA	
	PRICE INDICES							1985 = 100	INDICES DE PRIX						
1988 Ø	119.7	113.0	113.1	105.7	169.2	129.7	118.6	117.8	124.9	110.6	105.6	143.6	116.2	112.5	
1989 Ø	127.6	116.9	116.5	109.3	197.0	141.1	124.8	122.8	134.8	115.2	107.8	168.1	123.5	117.7	
1990 Ø	137.3	122.4	119.9	112.9	236.4	154.8	132.0	127.0	145.4	120.4	110.5	193.8	135.2	123.3	
1991 Ø	148.4	129.3	122.7	117.5	276.2	169.5	138.8	132.3	157.0	127.4	114.0	225.9	150.9	127.4	
1989 J	123.4	115.3	115.2	108.0	176.2	135.2	121.4	0.0	129.4	113.5	106.4	156.1	120.2	115.2	
1989 F	124.3	115.7	115.8	108.2	177.9	136.5	122.0	121.6	131.2	113.5	106.5	160.4	120.5	115.7	
1989 M	125.1	115.9	115.8	108.3	182.5	138.1	122.7	0.0	132.4	113.8	106.9	160.4	121.1	116.2	
1989 A	126.3	116.0	115.8	108.6	195.3	139.4	123.5	0.0	133.4	114.2	107.5	164.9	121.7	116.6	
1989 M	126.8	116.3	115.8	108.8	195.6	140.1	124.2	122.6	134.3	114.2	107.7	165.6	122.3	117.1	
1989 J	127.4	117.1	115.8	109.4	198.5	140.7	124.6	0.0	134.9	114.8	107.8	167.1	122.8	117.5	
1989 J	128.1	117.3	116.5	109.6	201.7	141.8	125.2	0.0	135.4	115.8	108.0	169.2	123.5	118.1	
1989 A	128.9	117.6	116.5	109.8	205.8	142.7	125.6	123.3	136.1	115.8	108.1	174.1	124.7	118.4	
1989 S	129.5	117.8	117.2	109.9	208.6	143.7	126.3	0.0	136.5	115.9	108.3	174.5	125.5	119.0	
1989 O	130.0	117.9	117.8	110.1	205.6	144.5	127.0	0.0	137.2	116.8	108.6	173.4	126.5	119.3	
1989 N	130.2	118.1	117.8	110.3	201.8	144.8	127.4	123.8	137.7	116.8	108.8	173.9	126.9	119.7	
1989 D	131.0	118.2	117.8	110.6	213.9	145.5	127.6	0.0	138.7	116.8	108.9	177.9	126.9	120.0	
1990 J	131.9	118.6	119.2	111.1	209.2	147.6	128.2	0.0	139.8	117.0	109.2	179.2	128.4	120.4	
1990 F	133.2	119.0	119.2	111.5	211.8	149.3	129.2	125.8	142.6	117.0	109.4	184.9	128.9	121.1	
1990 M	133.9	119.5	119.2	111.8	221.4	151.1	130.0	0.0	142.6	117.0	109.5	179.1	129.5	121.8	
1990 A	135.4	121.2	119.2	112.0	230.2	152.2	130.7	0.0	143.3	118.8	110.2	186.3	132.6	122.4	
1990 M	136.5	122.4	119.9	112.1	239.2	153.6	131.2	126.9	144.1	119.3	110.5	192.5	134.3	122.9	
1990 J	137.3	122.9	119.9	112.9	241.2	154.4	132.0	0.0	145.0	118.9	110.7	191.8	135.1	123.3	
1990 J	138.2	123.1	119.9	113.3	244.4	155.9	132.5	0.0	145.9	120.5	110.9	194.7	136.4	123.7	
1990 A	139.0	123.3	119.9	113.5	247.8	157.0	132.9	127.6	146.7	122.9	110.9	199.7	137.6	124.1	
1990 S	139.9	123.6	120.5	113.7	251.8	158.3	133.6	0.0	147.7	123.4	111.1	202.6	138.8	124.4	
1990 O	140.3	124.1	120.5	113.9	243.1	158.7	134.3	0.0	148.3	123.4	111.3	204.5	139.8	124.8	
1990 N	140.8	124.8	120.5	114.1	244.6	159.1	134.6	127.9	149.1	123.4	111.3	204.2	140.4	125.1	
1990 D	141.6	125.6	120.5	114.5	251.7	160.1	134.9	0.0	149.9	123.6	111.5	206.5	141.2	125.4	
1991 J	142.6	125.1	121.2	115.2	251.7	163.0	135.5	0.0	151.1	125.5	113.4	210.2	142.1	125.5	
1991 F	143.8	126.3	121.2	115.5	253.0	165.5	136.2	130.2	153.0	125.6	113.5	215.2	142.8	125.9	
1991 M	144.5	126.5	121.9	116.0	251.4	166.5	136.9	0.0	154.6	125.6	113.7	217.4	143.3	126.1	
1991 A	147.1	127.3	121.9	116.3	275.6	168.3	137.4	0.0	155.6	127.1	113.4	221.1	150.1	126.7	
1991 M	147.7	128.3	121.9	116.8	272.1	168.9	138.1	130.5	156.5	127.4	113.5	222.6	151.0	127.1	
1991 J	148.7	128.7	122.6	117.7	276.2	169.9	138.7	0.0	157.3	127.6	113.7	226.2	151.9	127.4	
1991 J	149.6	130.6	122.6	118.2	284.4	170.1	139.3	0.0	157.8	127.8	114.0	227.1	153.3	127.9	
1991 A	150.3	131.0	123.2	118.6	289.3	170.9	139.7	133.5	158.3	128.2	114.3	231.0	154.0	127.9	
1991 S	150.9	130.4	123.2	119.1	289.3	171.7	140.2	0.0	159.1	128.3	114.4	233.3	154.9	128.4	
1991 O	151.5	132.3	123.9	119.3	289.0	172.4	140.8	0.0	159.8	128.4	114.7	235.4	155.5	128.5	
1991 N	151.6	131.9	123.9	118.4	285.7	173.0	141.3	134.9	160.4	128.5	114.9	233.3	156.0	128.7	
1991 D	152.4	132.6	124.6	118.9	296.8	173.9	141.5	0.0	161.0	128.7	115.1	238.1	156.4	129.0	

CONSUMER PRICES
ENERGY PRODUCTS

K

PRIX A LA CONSOMMATION
PRODUITS ENERGETIQUES

	EUR12	BELGIQUE BELGIE	DANMARK	BR DEUTSCH LAND	ELLAS	ESPANA	FRANCE	IRELAND	ITALIA	LUXEM- BOURG	NEDER- LAND	PORTU- GAL	UNITED KINGDOM	USA
	PRICE INDICES					1985 = 100			INDICES DE PRIX					
1988 Ø	87.8	72.3	108.9	75.6	125.6	89.5	83.8	91.6	99.0	70.3	73.6	111.9	98.7	87.8
1989 Ø	92.7	76.9	116.0	82.1	128.0	91.6	87.7	95.5	103.6	74.0	73.6	119.4	104.9	92.7
1990 Ø	99.9	82.1	116.4	85.5	172.4	99.1	91.9	97.9	116.0	77.6	80.5	135.1	114.8	100.4
1991 Ø	106.7	84.5	116.6	91.3	216.4	106.5	93.8	99.4	126.3	77.3	87.9	152.3	123.7	100.7
1989 J	89.7	74.0	113.4	79.8	126.9	88.6	85.2	0.0	101.3	70.6	70.9	115.1	100.3	87.5
1989 F	90.2	74.2	113.4	80.1	126.9	89.7	85.6	93.2	101.4	71.9	71.1	116.8	101.0	87.8
1989 M	90.3	74.4	114.1	80.4	126.9	89.4	85.2	0.0	101.5	72.5	71.6	116.8	101.5	88.3
1989 A	92.7	77.7	117.5	83.5	126.9	89.4	88.6	0.0	101.6	72.9	73.4	117.0	104.5	93.3
1989 M	93.3	77.4	117.5	83.2	126.9	89.4	90.0	95.5	101.7	74.3	73.2	117.0	106.2	95.8
1989 J	93.0	76.8	115.4	82.2	126.9	89.4	89.2	0.0	102.0	73.4	73.2	117.0	107.0	97.3
1989 J	92.9	75.9	116.1	81.2	126.9	93.7	87.9	0.0	102.5	75.4	74.6	122.2	106.8	96.8
1989 A	92.7	76.6	116.1	81.1	127.2	93.7	87.5	95.6	102.5	74.8	74.9	122.2	105.8	95.4
1989 S	93.3	78.9	114.7	82.5	127.4	93.7	87.7	0.0	103.0	74.3	75.5	122.2	106.2	94.3
1989 O	94.5	79.2	117.5	83.4	127.7	94.0	88.5	0.0	107.4	75.9	75.2	122.2	106.7	93.0
1989 N	94.5	78.5	117.5	83.2	127.7	94.1	88.5	97.6	108.1	75.8	74.8	122.2	106.7	91.6
1989 D	95.4	79.7	118.8	84.7	136.9	93.8	89.0	0.0	110.4	76.0	74.9	122.2	106.7	91.6
1990 J	96.3	80.7	115.4	85.2	141.7	94.1	89.7	0.0	111.9	78.3	78.2	125.3	107.5	96.0
1990 F	95.5	79.2	114.1	83.1	141.9	95.7	89.3	96.5	111.2	76.1	78.7	125.3	107.0	94.8
1990 M	95.5	79.1	113.4	83.0	141.9	95.7	89.0	0.0	111.5	75.1	78.5	128.0	107.2	93.9
1990 A	96.4	79.2	114.1	82.9	141.9	95.7	88.8	0.0	112.0	75.2	78.4	129.4	111.2	94.1
1990 M	96.8	78.4	112.7	82.5	170.6	95.4	88.6	95.3	111.7	74.3	78.5	129.4	112.7	95.1
1990 J	96.7	77.8	111.3	82.1	170.7	95.4	88.2	0.0	111.6	73.5	78.1	129.4	113.5	97.9
1990 J	97.0	77.9	112.0	82.0	172.4	96.1	88.3	0.0	111.7	72.6	80.4	132.6	113.5	97.2
1990 A	101.2	81.3	117.5	86.7	178.7	98.8	92.5	96.2	117.0	74.3	81.9	132.6	118.1	101.9
1990 S	104.9	87.0	122.9	87.5	202.1	104.2	97.3	0.0	119.8	77.2	84.5	142.9	122.6	107.0
1990 O	108.2	91.2	125.0	92.1	202.2	107.5	99.4	0.0	124.9	83.8	85.0	145.6	124.9	109.5
1990 N	106.0	88.1	120.2	90.4	202.2	106.3	96.5	103.8	124.6	86.0	82.9	150.1	121.3	109.0
1990 D	104.1	85.7	118.2	88.4	202.2	104.4	94.7	0.0	123.6	85.0	81.2	150.1	118.3	108.3
1991 J	105.5	87.0	118.8	90.4	202.2	107.2	94.9	0.0	127.3	80.4	86.3	150.1	118.2	105.3
1991 F	105.3	86.1	118.2	90.5	202.3	107.0	94.4	98.3	128.9	80.4	84.6	153.5	116.8	101.1
1991 M	103.6	82.6	114.7	86.5	202.3	105.5	92.7	0.0	128.8	80.3	84.8	153.9	116.4	98.0
1991 A	104.9	82.6	115.4	87.1	212.0	105.8	92.3	0.0	128.3	74.3	84.5	154.6	122.2	97.8
1991 M	105.3	83.7	115.4	88.2	212.9	105.9	92.8	99.0	123.8	75.5	84.9	151.9	124.8	100.4
1991 J	105.6	83.6	116.8	87.9	213.0	106.2	93.1	0.0	123.7	75.4	85.1	151.9	125.7	101.8
1991 J	107.9	83.8	116.8	93.7	219.8	106.9	93.5	0.0	124.4	76.1	90.6	151.9	127.2	101.0
1991 A	108.1	84.1	116.8	93.4	226.3	106.6	94.2	99.6	124.6	76.8	90.8	151.9	127.2	101.2
1991 S	108.4	85.5	116.8	94.6	226.3	106.6	94.3	0.0	125.5	76.9	90.8	151.9	126.5	101.9
1991 O	108.8	85.9	117.5	95.0	226.3	106.7	94.3	0.0	126.3	76.6	91.0	151.9	127.0	100.1
1991 N	109.1	85.7	117.5	95.1	226.7	107.6	94.8	100.7	127.6	78.3	90.7	151.9	126.9	100.1
1991 D	108.0	83.1	114.7	93.6	226.8	106.3	93.9	0.0	127.1	77.0	90.6	151.9	125.9	100.2

CONSUMER PRICE
GENERAL INDEX

L

PRIX A LA CONSOMMATION
INDICE GENERAL

	EUR 12	B	DK	D	GR	E	F	IRL	I	L	NL	P	UK
	PRICE INDEX						1985=100			INDICE DE PRIX			
1955	14.2	22.8	13.5	35.2	7.5	5.2	12.7	8.6	8.8	26.9	23.6	3.8	11.6
1956	14.0	23.4	14.3	36.1	7.8	5.5	12.9	8.9	9.1	27.0	24.3	3.9	12.1
1957	15.4	24.2	14.4	36.8	8.0	6.1	13.3	9.3	9.2	28.4	25.2	3.9	12.6
1958	15.7	24.5	14.5	37.6	8.1	6.9	15.3	9.7	9.5	28.4	25.6	4.0	13.0
1959	15.9	24.8	14.8	38.0	8.3	7.4	16.2	9.7	9.5	28.8	25.8	4.1	13.0
1960	16.2	24.9	15.0	38.6	8.4	7.6	16.8	9.8	9.7	28.7	26.4	4.1	13.1
1961	16.4	25.1	15.5	39.5	8.5	7.7	17.3	10.1	9.8	28.8	26.8	4.2	13.6
1962	17.2	25.3	16.6	41.1	8.5	8.1	18.2	10.5	10.3	29.1	27.5	4.3	14.2
1963	18.0	26.0	17.7	42.3	8.8	8.8	19.2	10.7	11.1	29.9	28.4	4.4	14.5
1964	18.7	27.1	18.2	43.3	8.8	9.4	19.9	11.5	11.8	30.8	30.0	4.5	14.9
1965	19.5	28.2	19.4	44.7	9.1	10.7	20.4	12.0	12.3	31.9	31.4	4.7	15.7
1966	20.2	29.3	20.8	46.3	9.5	11.3	20.9	12.4	12.6	32.7	33.2	4.9	16.3
1967	20.9	30.2	22.6	47.0	9.7	12.1	21.5	12.8	13.0	33.7	34.3	5.2	16.7
1968	21.5	31.0	24.3	47.8	9.7	12.7	22.5	13.4	13.2	34.5	35.7	5.5	17.5
1969	22.4	32.0	25.2	48.7	10.0	12.9	24.0	14.4	13.6	35.8	38.3	6.0	18.4
1970	23.6	35.1	26.7	50.3	10.3	13.7	25.3	15.6	14.2	37.0	40.0	6.4	19.6
1971	25.2	36.8	28.3	53.0	10.6	14.8	26.6	17.0	14.9	38.7	43.0	7.2	21.4
1972	26.8	38.9	30.2	55.9	11.1	16.0	28.2	18.4	15.8	40.7	46.4	7.9	23.0
1973	29.2	41.3	33.0	59.8	12.8	17.9	30.3	20.5	17.5	43.2	50.2	9.0	25.1
1974	33.3	46.6	38.0	64.0	16.2	20.7	34.4	24.0	20.8	47.3	55.1	11.2	29.1
1975	37.9	52.3	41.6	67.8	18.4	24.2	38.5	29.0	24.4	52.4	60.6	12.9	36.1
1976	42.4	57.1	45.4	70.7	20.8	28.5	42.2	34.2	28.4	57.5	66.1	15.6	42.1
1977	47.6	61.1	50.4	73.3	23.4	35.4	46.1	38.9	33.7	61.3	70.3	19.9	48.8
1978	52.0	63.9	55.5	75.3	26.3	42.4	50.3	41.9	37.8	63.2	73.3	24.4	52.8
1979	57.5	66.7	60.8	78.4	31.3	49.1	55.7	47.4	43.3	66.1	76.5	30.1	59.9
1980	65.3	71.2	68.3	82.6	39.1	56.7	63.3	56.1	52.5	70.3	81.8	35.2	70.7
1981	73.3	76.6	76.3	87.8	48.7	65.0	71.8	67.5	61.9	76.0	87.2	42.2	79.0
1982	81.1	83.3	84.0	92.5	58.9	74.3	80.3	79.1	72.1	83.1	92.2	51.7	85.8
1983	88.0	89.7	89.9	95.5	70.8	83.4	88.0	87.3	82.7	90.3	94.8	64.8	89.8
1984	94.3	95.4	95.5	97.8	83.8	92.7	94.4	94.9	91.6	96.1	97.8	83.8	94.3
1985	100.0	100.0	100.0	100.0	100.0	100.0	100.0	100.0	100.0	100.0	100.0	100.0	100.0
1986	103.5	101.3	103.6	99.9	123.0	108.8	102.7	103.8	105.8	100.3	100.2	111.7	103.4
1987	106.9	102.9	107.8	100.1	143.2	114.5	105.9	107.1	110.9	100.2	99.8	122.2	107.7
1988	110.7	104.1	112.7	101.4	162.5	120.0	108.7	109.4	116.5	101.7	100.6	133.9	113.0
1989	116.4	107.3	118.1	104.2	184.9	128.2	112.7	113.9	123.8	105.1	101.7	150.8	121.8
1990	123.0	111.0	121.2	107.0	222.6	136.8	116.5	117.6	131.8	109.0	104.2	170.9	133.3
1991	129.1	114.6	124.1	110.7	264.7	145.0	120.0	121.3	140.2	112.4	108.4	189.5	141.1

M

CONSUMER PRICE
GENERAL INDEXPRIX A LA CONSOMMATION
INDICE GENERAL

	USA	JAP	CH	A	N	S	SF	CAN
	PRICE INDEX			1985=100	INDICE DE PRIX			
1955	24.9	19.5	33.9	26.9	16.3	15.1	9.7	22.4
1956	25.3	19.6	34.4	27.9	12.6	15.8	10.8	22.7
1957	26.1	20.2	35.0	28.7	16.2	16.5	12.3	23.4
1958	26.8	20.2	35.7	29.2	18.3	17.3	13.4	24.1
1959	27.1	20.3	35.4	29.6	18.6	17.4	13.6	24.4
1960	27.5	20.9	36.0	30.2	18.7	18.1	14.1	24.6
1961	27.8	22.1	36.7	31.2	19.1	18.6	14.4	24.9
1962	28.1	23.6	38.2	32.6	20.2	19.4	15.0	25.2
1963	28.5	25.6	39.5	33.5	20.7	19.9	15.7	25.6
1964	28.8	26.5	40.8	34.8	21.9	20.6	17.3	26.1
1965	29.3	28.3	42.1	36.5	22.8	21.6	18.2	26.7
1966	30.2	29.8	44.1	37.3	23.5	23.0	18.9	27.7
1967	31.0	30.9	45.9	38.8	24.6	24.0	19.9	28.7
1968	32.3	32.5	47.0	39.8	25.5	24.5	21.6	29.9
1969	34.1	34.3	48.2	41.1	26.2	25.2	22.1	31.2
1970	36.1	36.9	50.0	42.8	29.0	26.9	22.7	32.2
1971	37.6	39.3	53.2	44.9	30.9	28.9	24.2	33.2
1972	38.9	41.2	56.8	47.7	33.0	30.6	25.9	34.7
1973	41.3	46.0	61.8	51.3	35.5	32.7	29.0	37.4
1974	45.9	56.6	67.7	56.2	38.9	36.0	34.0	41.5
1975	50.0	63.3	72.3	61.0	43.4	39.5	40.1	46.0
1976	52.9	69.3	73.6	65.4	47.4	43.6	45.8	49.4
1977	56.3	74.9	74.7	69.0	51.6	48.5	51.6	53.4
1978	60.6	78.1	75.3	71.5	55.9	53.4	55.5	58.1
1979	67.5	81.0	78.0	74.1	58.5	57.3	59.5	63.4
1980	76.6	87.3	81.1	78.8	64.9	65.0	66.4	69.9
1981	84.5	91.4	86.4	84.2	73.8	72.9	74.4	78.6
1982	89.7	94.1	91.3	88.8	82.1	79.2	81.5	87.1
1983	92.6	95.8	94.0	91.7	89.1	86.2	88.2	92.1
1984	96.6	98.0	96.7	96.9	94.6	93.1	94.5	96.1
1985	100.0	100.0	100.0	100.0	100.0	100.0	100.0	100.0
1986	101.9	100.6	100.7	101.7	107.2	104.2	103.6	104.1
1987	105.7	100.7	102.2	103.1	116.5	108.6	107.1	108.7
1988	110.0	101.4	104.1	105.1	124.3	114.9	112.6	113.1
1989	115.3	103.7	107.4	107.8	130.0	122.3	120.0	118.7
1990	121.5	106.9	113.2	111.3	135.4	135.1	127.3	124.4
1991	126.6	110.4	119.8	115.0	140.0	147.8	132.6	131.4

EXPLANATORY NOTES

METHODOLOGY

The consumer price indices given here are the national indices which have different names in each country. As far as trends are concerned, the general index published by EUROSTAT always corresponds to the general index published by the country. The component items of this general index are groups of national indices aggregated according to a harmonized classification conforming to the ESA (European System of Integrated Economic Accounts). For these groups, the price trends correspond to the trends noted by the national indices for the same classification field. The field covered by the general index varies according to country; as regards the population concerned (specific income bracket, certain socio-professional categories or total households), the geographical areas used (capital, urban areas, country as a whole, etc.) or differences in treatments of expenditure on rent, health care, etc... Finally, there is no uniform method for seasonal adjustments. A fixed system is used in some countries, whereas in others a chain system is used (variable weightings). The reference years used at national level for the indices vary according to country. For ease of comparison, EUROSTAT has chosen 1985 as the common year for the presentation of these indices.

THE CALCULATION OF THE EUR-12 INDEX

The EUR-12 index as calculated by EUROSTAT is a weighted average of national price indices. The weight used is the proportion of each country in the final consumption of households for EUR-12. The values of this consumption in national currency are converted into purchasing power standard (PPS); for this purpose the purchasing power parities of the G.D.P. are used. Up to 1987 purchasing power parities are those which result from the 1980 enquiry, from 1988 onwards they are those from the 1985 enquiry. The index calculated is a chain index of the "Laspeyres" type with weights changing each year. However, the weights are lagged by three years since the national accounts data needed become available only after three years. For example: the weights used for 1991 are those of 1988, for 1990 those of 1987. Moreover, national accounts data are often revised leading to revisions of the consumption weights. In order to avoid continuous modifications in the EUR-12 index for previous periods, EUROSTAT has decided to "freeze" the weights which are used. Thus the EUR-12 index will not be affected by revisions of the national accounts. However when Member States carry out major revisions in the price series for past years, EUR-12 data will be calculated using these new series.

Sources

DEUTSCHLAND	Preise und Preisindizes für die Lebenshaltung STATISTISCHES BUNDESAMT - WIESBADEN/DEUTSCHLAND
FRANCE	Indices des prix à la consommation Bulletin mensuel de statistiques INSEE - PARIS/FRANCE
ITALIA	Indici dei prezzi al consumo ISTAT - ROMA/ITALIA
NEDERLAND	Maandstatistiek van de prijzen C.B.S. - VOORBURG/NEDERLAND
BELGIQUE	Index van de consumptie prijzen Dienst voor het indexcijfer MINISTERIE VAN ECONOMISCHE ZAKEN - BRUSSEL/BELGIE
LUXEMBOURG	Indice des prix à la consommation INDICATEURS RAPIDES STATEC - LUXEMBOURG
UNITED KINGDOM	Retail price index DEPARTEMENT OF EMPLOYMENT - LONDON - UK
IRELAND	Consumer Price Index CENTRAL STATISTICAL OFFICE - DUBLIN/IRELAND
DANMARK	Forbrugerprisindekset Prisstistik DANMARKS STATISTIK - KOBENHAVN/DANMARK
ESPANA	Indice de precios de consumo INSTITUTO NACIONAL DE ESTADISTICA - MADRID - ESPAÑA
PORTUGAL	Indice de precios no consumidor INSTITUTO NACIONAL DE ESTADISTICA - LISBOA - PORTUGAL
GREECE	Consumer price index NATIONAL STATISTICAL OFFICE OF GREECE - ATHENS - GREECE
SCHWEIZ	Landesindex der Konsumentenpreise BUNDESAMT FUER GEWERBE,INDUSTRIE UND ARBEIT - BERN - SCHWEIZ
OESTERREICH	Index der Verbraucherpreise OESTERREICHISCHES STATISTISCHES ZENTRALAMT - WIEN OESTERREICH
NORWAY	Konsumprisindeksen STATISTIK MANEDSHEFTE STATISTIK SENTRALBYRA - OSLO - NORGE
SWEDEN	Konsumpriserna: STATISTISKA MEDELLAN STATISTISKA CENTRALBYRAN - STOCKHOLM/SVERIGE
FINLAND	Consumer price index - MONTHLY BULLETIN CENTRAL STATISTICAL OFFICE OF FINLAND - HELSINKI/FINLAND
U.S.A.	Consumer price index - CPI-U U.S. City - Average for all urban consumers U.S. BUREAU OF LABOR - WASHINGTON - U.S.A.
CANADA	The consumer price index STATISTICS CANADA - OTTAWA/CANADA
JAPAN	Consumer price index STATISTICS BUREAU MANAGEMENT AND COORDINATION AGENCY - TOKYO/JAPAN

Venta y suscripciones • Salg og abonnement • Verkauf und Abonnement • Πωλήσεις και συνδρομές
Sales and subscriptions • Vente et abonnements • Vendita e abbonamenti
Verkoop en abonnementen • Venda e assinaturas

BELGIQUE / BELGIË

Moniteur belge /
Belgisch Staatsblad
Rue de Louvain 42 / Leuvenseweg 42
1000 Bruxelles / 1000 Brussel
Tél. (02) 512 00 26
Fax 511 01 84
CCP / Postrekening 000-2005502-27

Autres distributeurs /
Overige verkooppunten

Librairie européenne /
Europese Boekhandel

Avenue Albert Jonnart 50 /
Albert Jonnartaan 50
1200 Bruxelles / 1200 Brussel
Tél. (02) 734 02 81
Fax 735 08 60

Jean De Lannoy
Avenue du Roi 202 / Koningslaan 202
1060 Bruxelles / 1060 Brussel
Tél. (02) 538 51 69
Télex 63220 UNBOOK B
Fax (02) 538 08 41

CREDOC

Rue de la Montagne 34 / Bergstraat 34
Bte 11 / Bus 11
1000 Bruxelles / 1000 Brussel

DANMARK

J. H. Schultz Information A/S
EF-Publikationer
Ottliavej 18
2500 Valby
Tlf. 36 44 22 66
Fax 36 44 01 41
Girokonto 6 00 08 86

BR DEUTSCHLAND

Bundesanzeiger Verlag
Breite Straße
Postfach 10 80 06
5000 Köln 1
Tel. (02 21) 20 29-0
Telex ANZEIGER BONN 8 882 595
Fax 20 29 278

GREECE/ΕΛΛΑΔΑ

G.C. Eleftheroudakis SA
International Bookstore
Nikis Street 4
10563 Athens
Tel. (01) 322 63 23
Telex 219410 ELEF
Fax 323 98 21

ESPAÑA

Boletín Oficial del Estado
Trafalgar, 27
28010 Madrid
Tel. (91) 44 82 135

Mundi-Prensa Libros, S.A.
Castelló, 37
28001 Madrid
Tel. (91) 431 33 99 (Libros)
431 32 22 (Suscripciones)
435 36 37 (Dirección)
Télex 49370-MPLI-E
Fax (91) 575 39 98

Sucursal:
Librería Internacional AEDOS
Consejo de Ciento, 391
08009 Barcelona
Tel. (93) 301 86 15
Fax (93) 317 01 41

Librería de la Generalitat
de Catalunya
Rambla dels Estudis, 118 (Palau Moja)
08002 Barcelona
Tel. (93) 302 68 35
302 64 62
Fax (93) 302 12 99

FRANCE

Journal officiel
Service des publications
des Communautés européennes
26, rue Desaix
75727 Paris Cedex 15
Tél. (1) 40 58 75 00
Fax (1) 40 58 75 74

IRELAND

Government Supplies Agency
4-5 Harcourt Road
Dublin 2
Tel. (1) 61 31 11
Fax (1) 78 06 45

ITALIA

Licosa Spa
Via Duca di Calabria, 1/1
Casella postale 552
50125 Firenze
Tel. (055) 64 54 15
Fax 64 12 57
Telex 570466 LICOSA I
CCP 343 509

GRAND-DUCHÉ DE LUXEMBOURG

Messageries Paul Kraus
11, rue Christophe Plantin
2339 Luxembourg
Tél. 499 88 88
Télex 2515
Fax 499 88 84 44
CCP 49242-63

NEDERLAND

SDU Overheidsinformatie
Externe Fondsen
Postbus 20014
2500 EA 's-Gravenhage
Tel. (070) 37 89 911
Fax (070) 34 75 778

PORTUGAL

Imprensa Nacional
Casa da Moeda, EP
Rua D. Francisco Manuel de Melo, 5
1092 Lisboa Codex
Tel. (01) 69 34 14
Distribuidora de Livros
Bertrand, Ld.
Grupo Bertrand, SA
Rua das Terras dos Vales, 4-A
Apartado 37
2700 Amadora Codex
Tel. (01) 49 59 050
Telex 15798 BERDIS
Fax 49 60 255

UNITED KINGDOM

HMSO Books (PC 16)
HMSO Publications Centre
51 Nine Elms Lane
London SW8 5DR
Tel. (071) 873 2000
Fax GP3 873 8463
Telex 29 71 138

ÖSTERREICH

Manz'sche Verlags-
und Universitätsbuchhandlung
Kohlmarkt 16
1014 Wien
Tel. (0222) 531 61-0
Telex 11 25 00 BOX A
Fax (0222) 531 61-39

SUOMI

Akateeminen Kirjakauppa
Keskuskatu 1
PO Box 128
00101 Helsinki
Tel. (0) 121 41
Fax (0) 121 44 41

NORGE

Narvesen Information center
Bertrand Narvesens vei 2
PO Box 6125 Etterstad
0602 Oslo 6
Tel. (2) 57 33 00
Telex 79668 NIC N
Fax (2) 68 19 01

SVERIGE

BTJ
Box 200
22100 Lund
Tel. (046) 18 00 00
Fax (046) 18 01 25

SCHWEIZ / SUISSE / SVIZZERA

OSEC
Stampfenbachstraße 85
8035 Zürich
Tel. (01) 365 54 49
Fax (01) 365 54 11

ČESKOSLOVENSKO

NIS
Havelkova 22
13000 Praha 3
Tel. (02) 235 84 46
Fax 42-2-264775

MAGYARORSZÁG

Euro-Info-Service
Budapest I. Kir.
Attila út 93
1012 Budapest
Tel. (1) 56 82 11
Telex (22) 4717 AGINF H-61
Fax (1) 17 59 031

POLSKA

Business Foundation
ul. Krucza 38/42
00-512 Warszawa
Tel. (22) 21 99 93, 628-28-82
International Fax&Phone
(0-39) 12-00-77

JUGOSLAVIJA

Privredni Vjesnik
Bulevar Lenjina 171/XIV
11070 Beograd
Tel. (11) 123 23 40

CYPRUS

Cyprus Chamber of Commerce and
Industry
Chamber Building
38 Grivas Dhigenis Ave
3 Deligiorgis Street
PO Box 1455
Nicosia
Tel. (2) 449500/462312
Fax (2) 458630

TÜRKIYE

Pres Gazete Kitap Dergil
Pazarlama Dağıtım Ticaret ve Sanayi
AŞ
Narlibahçe Sokak N. 15
Istanbul-Çağaloğlu
Tel. (1) 520 92 96 - 528 55 66
Fax 520 64 57
Telex 23822 DSVO-TR

CANADA

Renouf Publishing Co. Ltd
Mail orders — Head Office:
1294 Algoma Road
Ottawa, Ontario K1B 3W8
Tel. (613) 741 43 33
Fax (613) 741 54 39
Telex 0534783

Ottawa Store:
61 Sparks Street
Tel. (613) 238 89 85

Toronto Store:
211 Yonge Street
Tel. (416) 363 31 71

UNITED STATES OF AMERICA

UNIPUB
4611-F Assembly Drive
Lanham, MD 20706-4391
Tel. Toll Free (800) 274 4888
Fax (301) 459 0056

AUSTRALIA

Hunter Publications
58A Gipps Street
Collingwood
Victoria 3066

JAPAN

Kinokuniya Company Ltd
17-7 Shinjuku 3-Chome
Shinjuku-ku
Tokyo 160-91
Tel. (03) 3439-0121

Journal Department
PO Box 55 Chitose
Tokyo 156
Tel. (03) 3439-0124

AUTRES PAYS
OTHER COUNTRIES
ANDERE LÄNDER

Office des publications officielles
des Communautés européennes
2, rue Mercier
2985 Luxembourg
Tél. 49 92 81
Télex PUBOF LU 1324 b
Fax 48 85 73/48 68 17
CC bancaire BIL 8-109/6003/700

Price (excl. VAT) in Luxembourg: Single copy ECU 6 • Subscription ECU 61



OFICINA DE PUBLICACIONES OFICIALES DE LAS COMUNIDADES EUROPEAS
KONTOR ET FOR DE EUROPÆISKE FÆLLESSKABERS OFFICIELLE PUBLIKATIONER
AMT FÜR AMTLICHE VERÖFFENTLICHUNGEN DER EUROPÄISCHEN GEMEINSCHAFTEN
ΥΠΗΡΕΣΙΑ ΕΠΙΣΗΜΩΝ ΕΚΔΟΣΕΩΝ ΤΩΝ ΕΥΡΩΠΑΪΚΩΝ ΚΟΙΝΟΤΗΤΩΝ
OFFICE FOR OFFICIAL PUBLICATIONS OF THE EUROPEAN COMMUNITIES
OFFICE DES PUBLICATIONS OFFICIELLES DES COMMUNAUTÉS EUROPÉENNES
UFFICIO DELLE PUBBLICAZIONI UFFICIALI DELLE COMUNITÀ EUROPEE
BUREAU VOOR OFFICIËLE PUBLIKATIES DER EUROPESE GEMEENSCHAPPEN
SERVIÇO DAS PUBLICAÇÕES OFICIAIS DAS COMUNIDADES EUROPEIAS

ISSN 1010-2779

L - 2985 Luxembourg

Catalogue number: CA-CB-92-S01-EN-C