

Consumer price index

Supplement 4 □ 1992 Monthly

CONSUMER PRICE INDICES

This bulletin contains consumer price indices for the following series on the base 1985=100. It covers the period from January 1990 to December 1992.

CONTENTS		PAGE
00	Relative part in % of each group in the weights	3
A.	Consumer Prices - General index	4-5
B.	Food (excl. drinks and meals out)	6-7
B.1	Bread and cereals	8
B.2	Meat	9
B.3	Dairy products, eggs, oils and fats	10
B.4	Fruit, vegetables, potatoes	11
C.	Drinks (home consumption) and tobacco	12-13
C.1	Drinks (home consumption)	14
C.2	Tobacco	15
D.	Clothing and footwear (incl. repairs)	16-17
D.1	Clothing (incl. repairs)	18
D.2	Footwear (incl. repairs)	19
E.	Rent, heating and lighting	20-21
E.1	Rents and water charges	22
F.	Household goods and services	24-25
F.1	Furniture, floorcoverings, household textiles	26
F.2	Household appliances, utensils and services	27
G.	Transport and communications	28-29
G.1	Private transport	30
G.2	Public transport	31
G.3	Communications	32
H.	Recreation and education, etc.	34-35
H.1	Recreational goods	36
H.2	Recreational services	37
H.3	Books, newspapers and magazines	38
J.	Other goods and services	40-41
J.1	Expenditure in hotels, pubs and restaurants	42
K.	Energy products	43
L.	Historical series 1956-1992: EC-countries	44
M.	Historical series 1956-1992: Non EC-countries	45
N.	Methodology	46
	TABLE OF SOURCES	47



OFICINA ESTADÍSTICA DE LAS COMUNIDADES EUROPEAS
DE EUROPÆISKE FÆLLESSKABERS STATISTISKE KONTOR
STATISTISCHES AMT DER EUROPÄISCHEN GEMEINSCHAFTEN
ΣΤΑΤΙΣΤΙΚΗ ΥΠΗΡΕΣΙΑ ΤΩΝ ΕΥΡΩΠΑΪΚΩΝ ΚΟΙΝΟΤΗΤΩΝ
STATISTICAL OFFICE OF THE EUROPEAN COMMUNITIES
OFFICE STATISTIQUE DES COMMUNAUTÉS EUROPÉENNES
ISTITUTO STATISTICO DELLE COMUNITÀ EUROPEE
BUREAU VOOR DE STATISTIEK DER EUROPESE GEMEENSCHAPPEN
SERVIÇO DE ESTATÍSTICA DAS COMUNIDADES EUROPEIAS

L-2920 Luxembourg – Tél. 43011 – Télex : Comeur Lu 3423
B-1049 Bruxelles, bâtiment Berlaymont, rue de la Loi 200 (bureau de liaison) – Tél. 2351111

The information included in this bulletin has been taken from the Cronos data bank, which is accessible via the different host companies. For all information about these host companies contact Eurostat in Luxembourg, tel. 4301-4567.

To obtain specifications of the principal characteristics of the series contained in this bulletin contact Luxembourg:

Mr Nijenhuis, tel. 4301-3202

Mr Desantis, tel. 4301-3511

**PART RELATIVE EN % DE CHAQUE GROUPE DANS LA PONDERATION
RELATIVE PART IN % OF EACH GROUP IN THE WEIGHT**

		B	DK	D	GR	SP	F	IRL	I	L	NL	P	UK		
I A	PRODUITS ALIMENTAIRES	16.5	14.4	17.8	29.0	29.8	19.9	21.2	19.6	18.4	14.7	39.2	13.9	FOOD PRODUCTS	I A
I B	BOISSONS et TABAC	3.6	6.6	5.2	3.9	3.2	4.8	16.1	3.2	*2.1	3.1	4.1	6.7	DRINKS AND TOBACCO	I B
II	HABILLEMENT et CHAUSSURES	8.6	5.7	7.0	14.3	8.7	8.0	6.8	10.8	13.1	6.7	9.4	6.3	CLOTHING and FOOTWEAR	II
III	LOYERS, CHAUF= FAGE, ECLAIRAGE	19.4	28.5	25.0	11.4	18.6	13.8	13.1	7.6	13.7	25.6	11.8	23.8	RENT, FUEL and POWER	III
IV	BIENS et SERVICES de MENAGE	7.9	6.5	7.2	8.0	7.4	7.6	6.2	10.6	10.1	7.1	7.7	7.2	HOUSEHOLD GOODS + SERVICES	IV
V	DEPENSES de SANTE	4.9	1.8	4.1	7.8	2.4	7.5	2.6	6.7	8.2	13.8	3.0	1.6	HEALTH COSTS	V
VI	TRANSPORT et COMMUNICATIONS	16.5	17.2	14.4	13.7	14.4	17.4	15.2	13.5	14.9	12.4	16.1	17.8	TRANSPORT and COMMUNICATIONS	VI
VII	LOISIRS, CULTURE ENSEIGNEMENT	8.3	9.5	8.4	9.4	7.0	7.7	6.0	10.0	8.0	8.2	3.9	8.5	RECREATION and EDUCATION	VII
VIII	AUTRES BIENS et SERVICE	14.3	9.8	10.9	2.5	8.5	13.3	12.8	18.0	11.5	8.4	4.9	14.2	OTHER GOODS and SERVICES	VIII
INDICE GENERAL		100.0	100.0	100.0	100.0	100.0	100.0	100.0	100.0	100.0	100.0	100.0	100.0	GENERAL INDEX	
ANNEE de référence		1987/88	1987	1985	1988	1983	1990	1989	1989/90	1987	1985	1989/90	1990	Reference YEAR	

* Sans boissons alcooliques et tabacs

° Loyers compris mais pas publiés

* Excluding alcoholic drinks and tobacco

° Rents includes but not published

A

CONSUMER PRICES

PRIX A LA CONSOMMATION

	EUR12	BELGIQUE	DANMARK	BR DEUTSCH LAND	ELLAS	ESPANA	FRANCE	IRELAND	ITALIA	LUXEM- BOURG	NEDER	PORTU- GAL	UNITED KINGDOM	USA	CANADA	JAPAN
	PRICE INDICES				1985 = 100				INDICES DE PRIX							
1989 Ø	116.3	107.3	118.1	104.2	184.9	128.2	112.7	113.9	123.8	105.1	101.7	151.0	121.8	115.3	118.7	103.7
1990 Ø	122.9	111.0	121.2	107.0	222.6	136.8	116.5	117.6	131.8	109.0	104.2	170.9	133.3	121.5	124.4	106.9
1991 Ø	129.0	114.6	124.1	110.7	265.9	145.0	120.2	121.3	140.2	112.4	108.4	189.5	141.1	126.6	131.4	110.4
1992 Ø	134.6	117.3	126.7	115.1	308.1	153.5	123.0	125.1	147.4	115.9	112.5	206.7	146.4	130.5	133.4	112.3
1990 J	119.5	109.2	119.5	105.8	201.3	133.2	114.4	0.0	128.2	108.0	102.5	160.7	126.3	118.5	121.8	105.1
1990 F	120.1	109.4	119.7	106.2	201.5	134.0	114.6	116.7	129.2	107.9	102.9	164.4	127.1	119.0	122.6	105.2
1990 M	120.7	109.7	120.2	106.3	208.0	134.5	115.0	0.0	129.7	107.8	103.3	165.4	128.3	119.7	123.0	105.7
1990 A	121.7	110.2	120.2	106.5	211.7	134.9	115.4	0.0	130.2	108.1	103.8	167.4	132.2	119.9	123.0	106.5
1990 M	122.2	110.2	121.1	106.7	218.5	134.9	115.7	117.1	130.6	108.3	103.9	169.2	133.4	120.1	123.6	107.1
1990 J	122.6	110.3	120.8	106.8	224.1	135.3	115.9	0.0	131.2	108.3	103.8	169.8	133.9	120.8	124.1	106.6
1990 J	122.9	110.7	120.4	106.8	223.1	137.0	116.2	0.0	131.6	108.4	104.1	171.0	134.0	121.3	124.7	106.4
1990 A	123.7	111.3	121.7	107.1	224.4	137.7	116.9	118.0	132.5	108.8	104.5	173.1	135.4	122.4	124.9	106.8
1990 S	124.5	112.4	122.7	107.5	233.0	139.1	117.5	0.0	133.2	109.5	105.3	175.1	136.7	123.4	125.2	107.7
1990 O	125.5	113.1	122.9	108.2	238.5	140.4	118.2	0.0	134.3	110.7	105.7	177.0	137.7	124.1	126.2	108.9
1990 N	125.5	112.7	122.8	108.0	241.8	140.2	118.0	118.7	135.1	111.2	105.6	178.2	137.4	124.4	126.9	108.7
1990 D	125.6	112.6	122.5	108.1	245.9	140.5	117.9	0.0	135.4	111.2	105.4	179.6	137.3	124.4	126.8	108.6
1991 J	126.3	113.4	122.5	108.8	245.9	142.2	118.4	0.0	136.3	111.2	106.0	181.6	137.6	125.2	130.2	109.3
1991 F	126.8	113.8	122.8	109.1	246.3	142.0	118.6	119.6	137.5	111.4	106.1	184.9	138.4	125.4	130.2	109.0
1991 M	127.1	113.3	123.0	109.0	251.1	142.5	118.7	0.0	138.3	111.6	106.8	185.8	138.9	125.5	130.7	109.5
1991 A	127.9	113.4	123.3	109.5	260.0	142.8	119.1	0.0	138.8	111.2	107.2	186.9	140.7	125.7	130.7	110.2
1991 M	128.3	113.8	124.1	109.9	260.5	143.2	119.4	120.6	139.3	111.7	107.4	188.4	141.1	126.1	131.3	110.7
1991 J	128.8	114.3	124.4	110.5	266.5	143.6	119.7	0.0	139.8	111.9	107.5	189.5	141.8	126.5	131.9	110.3
1991 J	129.4	114.9	124.0	111.5	265.0	145.4	120.1	0.0	140.4	112.5	109.0	190.4	141.4	126.7	132.0	110.2
1991 A	129.7	115.3	124.2	111.5	264.7	146.0	120.4	122.2	140.9	112.8	109.4	191.9	141.8	127.0	132.1	110.4
1991 S	130.3	115.2	124.9	111.7	275.4	147.1	120.6	0.0	141.6	113.1	110.1	192.1	142.3	127.6	131.9	110.6
1991 O	130.9	115.6	125.1	112.0	280.7	148.1	121.1	0.0	142.3	113.4	110.5	193.3	142.8	127.8	131.7	111.8
1991 N	131.4	115.9	125.7	112.5	285.2	148.3	121.5	122.9	143.3	114.0	110.7	194.3	143.3	128.1	132.2	112.0
1991 D	131.6	115.7	125.3	112.6	290.1	148.4	121.6	0.0	143.7	114.1	110.6	195.5	143.4	128.2	131.6	111.4
1992 J	132.1	116.0	125.1	113.1	290.4	150.6	121.9	0.0	144.6	114.5	110.3	197.2	143.3	128.4	132.2	111.2
1992 F	132.8	116.4	125.7	113.8	291.2	151.6	122.2	124.0	145.2	114.5	110.7	199.7	144.1	128.9	132.3	111.1
1992 M	133.3	116.4	126.2	114.2	297.1	152.2	122.5	0.0	145.8	115.0	111.4	201.6	144.5	129.5	132.8	111.7
1992 A	134.0	116.5	126.4	114.5	301.6	152.1	122.8	0.0	146.2	115.1	111.9	204.8	146.7	129.7	132.9	112.8
1992 M	134.5	117.0	127.3	115.0	301.6	152.5	123.2	124.9	147.0	115.7	112.0	206.9	147.3	129.9	133.1	112.9
1992 J	134.6	117.3	127.3	115.2	306.7	152.5	123.3	0.0	147.4	115.9	111.8	207.7	147.3	130.4	133.4	112.8
1992 J	134.7	117.9	126.7	115.2	301.0	153.0	123.6	0.0	147.6	116.2	112.4	208.7	146.7	130.7	133.7	112.0
1992 A	135.1	117.7	126.8	115.4	305.2	154.3	123.7	125.7	148.0	116.3	113.3	209.7	146.8	131.0	133.7	112.3
1992 S	135.5	117.9	127.3	115.7	317.7	155.6	123.7	0.0	148.1	116.4	113.9	209.9	147.4	131.4	133.6	112.8
1992 O	136.0	118.1	127.2	116.1	325.4	155.7	124.1	0.0	149.1	117.0	114.1	210.5	147.9	131.9	133.8	112.9
1992 N	136.4	118.5	127.5	116.7	328.0	155.8	124.1	125.9	150.0	117.4	114.2	211.3	147.7	132.0	134.4	112.7
1992 D	136.4	118.5	127.2	116.8	331.7	156.3	124.0	0.0	150.3	117.4	113.8	212.1	147.1	132.0	134.4	112.7

2) Starting from February 1 - 1992 tobacco products are excluded from the index for Italy.

2) A partir du 1 février 1992 les produits du tabac sont exclus de l'indice italien.

1) Starting from January 1 - 1991 tobacco products are excluded from the index for Luxembourg.

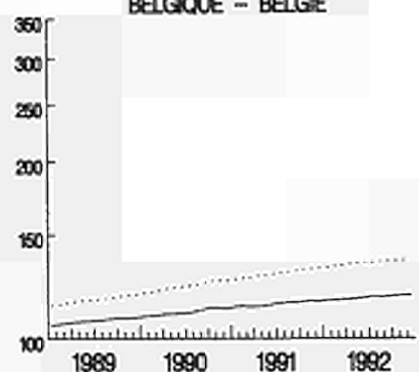
1) A partir du 1 janvier 1991 les produits du tabac sont exclus de l'indice luxembourgeois.

VERBRAUCHERPREISE
GESAMTINDEX

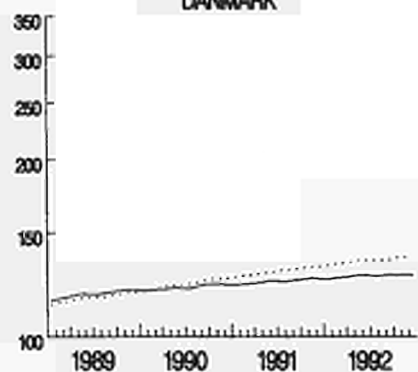
CONSUMER PRICES
GENERAL INDEX
1985 = 100

PRIX A LA CONSOMMATION
INDICE GENERAL

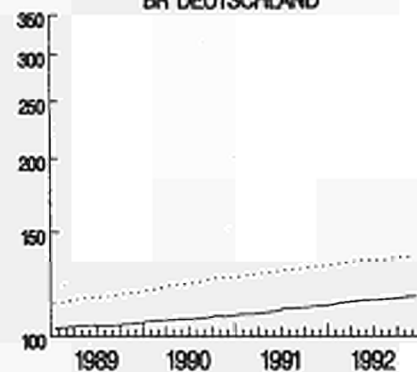
BELGIQUE - BELGIE



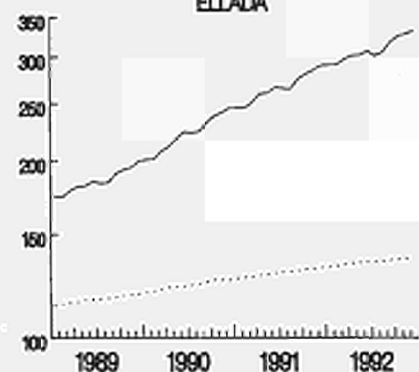
DANMARK



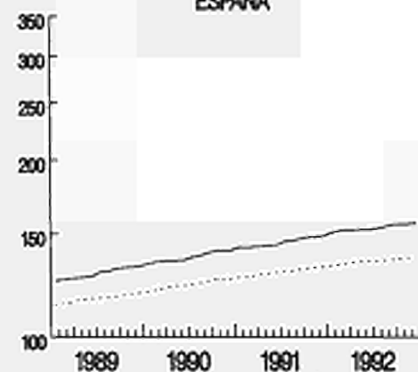
BR DEUTSCHLAND



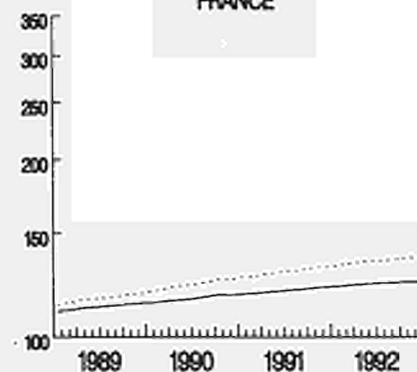
ELLADA



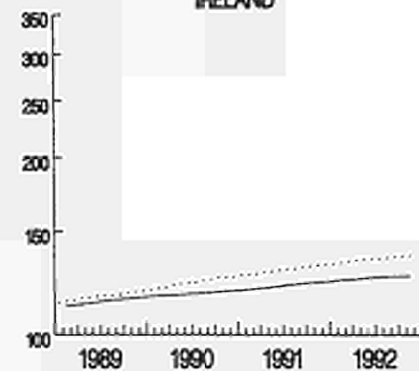
ESPAÑA



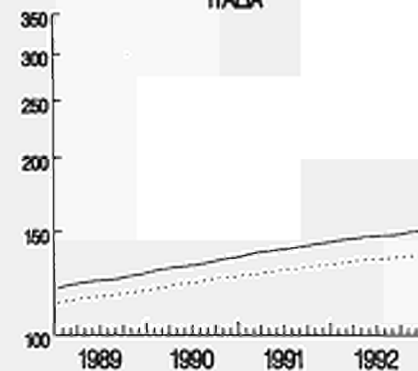
FRANCE



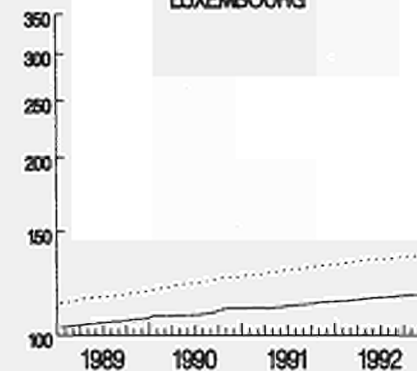
IRELAND



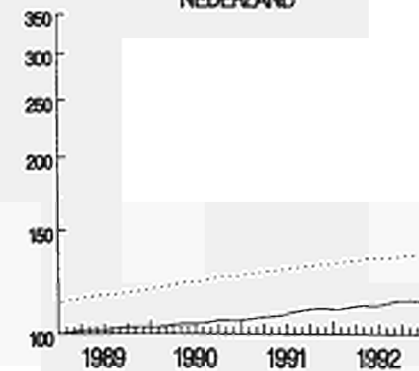
ITALIA



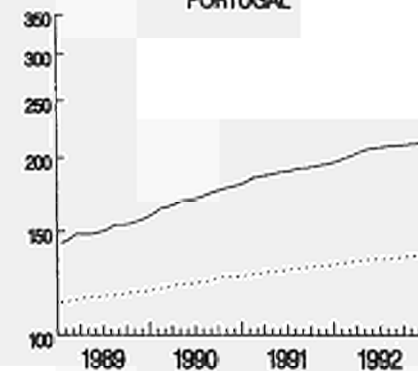
LUXEMBOURG



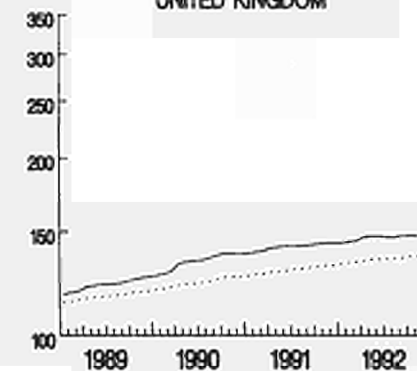
NEDERLAND



PORTUGAL



UNITED KINGDOM



EINFACH - LOGARITHISCHE SKALA

SEMI-LOGARITHMIC SCALE

ECHELLE SEMI-LOGARITHMIQUE

B

CONSUMER PRICES

FOOD(EXCL. DRINKS AND MEALS OUT)

PRIX A LA CONSOMMATION

PRODUITS ALIMENTAIRES(SANS BOISSONS ET REPAS A L'EXTERIEUR)

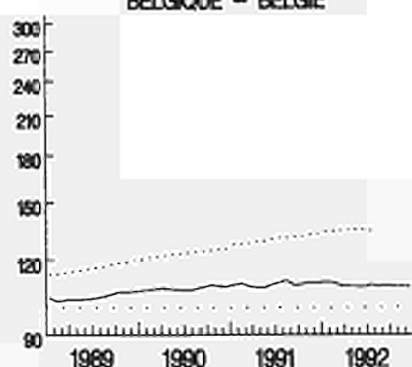
	EUR12	BELGIQUE BELGIE	DANMARK	BR DEUTSCH LAND	ELLAS	ESPANA	FRANCE	IRELAND	ITALIA	LUXEM- BOURG	NEDER- LAND	PORTU- GAL	UNITED KINGDOM	USA
	PRICE INDICES						1985 = 100		INDICES DE PRIX					
1989 Ø	116.5	104.2	111.1	101.2	179.5	128.6	111.9	115.1	120.0	104.6	98.1	141.1	116.3	119.8
1990 Ø	123.4	107.7	111.4	104.9	216.1	136.8	116.2	116.8	127.1	108.8	100.3	158.6	125.7	126.9
1991 Ø	130.4	109.4	112.1	108.2	259.3	141.2	119.4	117.6	140.2	112.1	103.3	176.4	132.1	130.8
1992 Ø	:	108.9	114.0	110.8	295.8	145.5	120.1	119.0	:	112.5	105.5	183.9	135.0	131.3
1990 J	120.8	106.6	111.7	103.9	197.9	135.6	114.1	0.0	123.9	107.1	99.8	148.1	122.1	125.1
1990 F	121.4	107.2	111.7	104.8	200.3	134.8	114.5	117.7	124.6	107.5	100.3	150.4	123.2	126.0
1990 M	121.7	107.6	111.7	104.7	202.6	134.8	114.8	0.0	125.0	107.7	100.1	151.8	123.9	126.2
1990 A	122.3	107.8	111.7	105.6	208.3	133.9	115.0	0.0	125.6	108.2	99.5	153.7	125.1	126.0
1990 M	122.9	107.4	111.7	106.2	211.6	132.4	115.3	117.7	126.3	108.7	99.5	159.4	126.4	125.6
1990 J	123.3	107.1	111.0	106.0	220.0	132.5	115.7	0.0	127.3	108.8	99.4	159.7	126.3	126.4
1990 J	123.6	106.9	111.7	105.3	220.8	137.2	115.8	0.0	127.5	109.2	99.5	160.1	125.1	127.2
1990 A	124.1	107.5	111.7	104.8	222.7	138.1	116.2	116.8	127.9	109.4	99.9	162.9	126.3	127.4
1990 S	124.6	108.3	111.0	104.2	225.3	139.9	116.4	0.0	128.6	109.6	100.9	164.6	126.6	127.6
1990 O	124.8	109.2	111.0	104.4	214.2	141.6	116.6	0.0	129.1	109.9	101.6	166.6	126.7	128.2
1990 N	125.3	108.7	111.0	104.4	231.9	140.0	116.7	115.0	129.6	110.0	101.5	165.6	127.7	128.6
1990 D	125.7	108.3	111.0	104.9	237.5	140.5	116.8	0.0	130.3	109.9	101.2	160.8	128.5	128.8
1991 J	127.6	109.1	110.3	106.0	239.2	140.4	117.0	0.0	136.0	110.2	101.3	170.5	129.4	130.3
1991 F	128.0	109.8	110.3	106.7	244.4	137.5	117.1	116.3	136.8	110.4	101.8	172.7	130.9	130.0
1991 M	128.4	108.5	110.3	107.1	247.6	137.7	117.3	0.0	137.6	110.9	102.4	173.1	130.9	130.3
1991 A	129.1	108.0	111.0	108.0	255.4	137.0	117.5	0.0	138.4	111.2	102.4	173.5	132.5	131.2
1991 M	129.4	108.0	111.7	108.7	251.5	137.1	117.8	117.2	139.3	111.5	102.1	175.4	132.2	131.3
1991 J	130.4	109.3	112.4	109.6	261.3	137.4	118.2	0.0	140.4	111.9	102.2	177.9	133.6	131.7
1991 J	131.0	110.4	113.0	109.8	258.0	142.1	118.6	0.0	140.8	112.6	103.1	178.2	131.9	131.0
1991 A	131.1	111.1	113.0	108.6	256.2	143.2	118.9	118.9	141.3	113.1	103.8	179.5	132.1	130.5
1991 S	131.5	109.1	113.0	107.7	266.9	145.6	119.0	0.0	141.9	113.1	104.7	178.7	132.0	130.5
1991 O	132.0	109.5	113.0	107.7	269.9	146.8	119.4	0.0	142.6	113.0	105.0	178.9	132.2	130.3
1991 N	132.7	110.4	113.7	109.0	275.6	145.3	119.9	118.2	143.4	113.6	105.4	178.9	133.5	130.7
1991 D	133.2	110.2	113.7	109.3	285.5	144.7	120.2	0.0	144.2	113.8	105.9	179.8	133.9	131.2
1992 J	134.2	110.6	114.4	110.4	288.9	147.1	120.4	0.0	145.2	112.1	106.2	177.9	135.2	130.9
1992 F	134.6	110.4	114.4	111.2	289.6	146.7	120.7	119.3	145.6	111.8	106.4	178.9	135.9	131.1
1992 M	134.7	108.9	114.4	111.0	290.8	146.7	120.9	0.0	146.2	112.6	106.4	181.3	136.2	132.0
1992 A	134.9	108.6	114.4	111.8	295.9	144.4	121.1	0.0	146.8	112.9	106.1	186.8	135.7	131.9
1992 M	135.1	108.6	114.4	112.6	292.3	144.3	121.1	120.3	147.2	113.0	105.6	186.3	136.3	130.7
1992 J	135.1	108.2	114.4	112.7	297.4	143.0	121.1	0.0	148.1	113.0	105.4	185.4	135.8	130.6
1992 J	134.6	109.3	114.4	111.8	283.7	143.6	121.0	0.0	148.4	113.0	105.4	186.0	133.9	130.2
1992 A	134.8	108.4	113.7	110.3	288.4	146.2	120.7	119.6	148.9	112.6	104.9	186.8	134.2	131.4
1992 S	:	108.9	113.7	109.6	300.5	148.1	120.6	0.0	:	112.7	105.0	185.6	133.8	131.9
1992 O	:	108.5	113.7	109.3	302.4	146.2	120.6	0.0	:	112.5	104.8	184.5	134.1	131.7
1992 N	:	108.5	113.7	109.5	307.4	144.3	120.3	117.0	:	112.3	104.9	183.4	134.0	131.5
1992 D	:	108.3	113.0	109.7	312.0	145.0	120.1	0.0	:	111.9	104.6	184.3	135.2	132.0

VERBRAUCHERPREISE
NAHRUNGSMITTEL

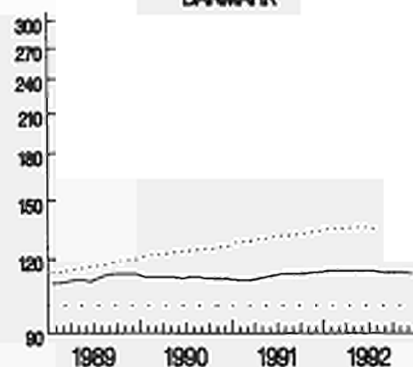
CONSUMER PRICES
FOOD
1985 = 100

PRIX A LA CONSOMMATION
PRODUITS ALIMENTAIRES

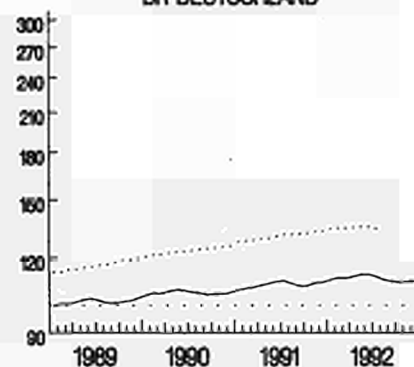
BELGIQUE - BELGIE



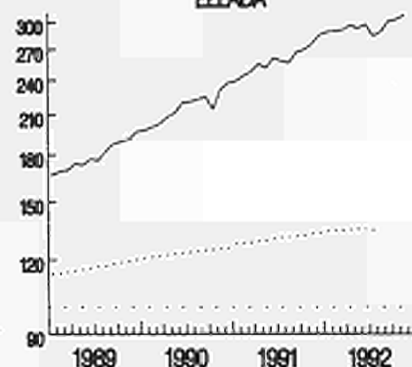
DANMARK



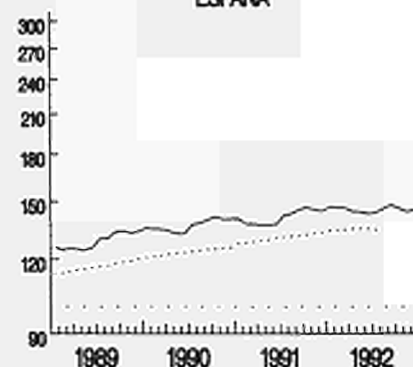
BR DEUTSCHLAND



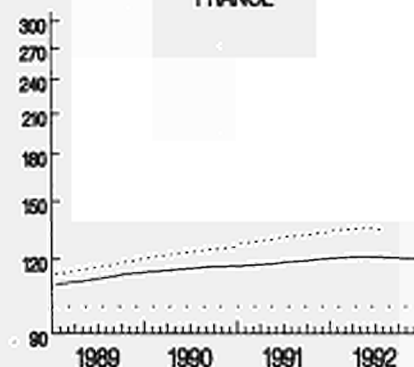
ELLADA



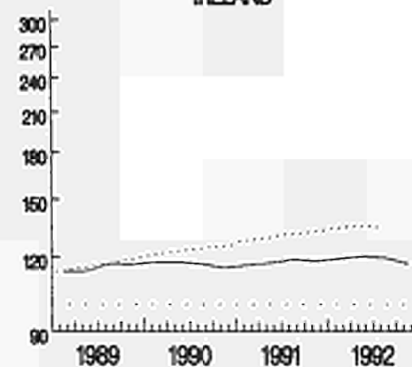
ESPAÑA



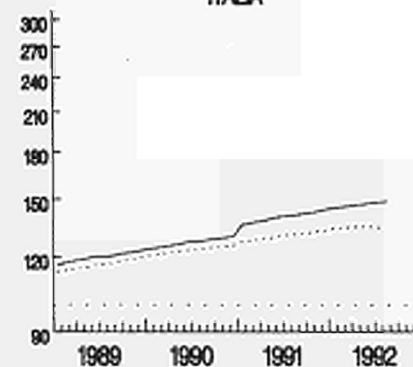
FRANCE



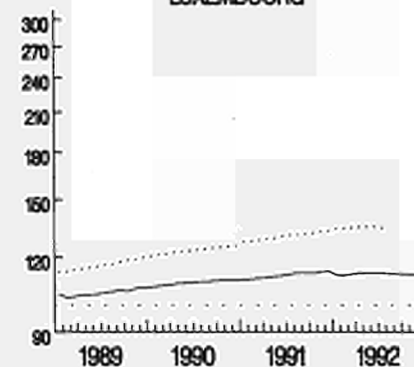
IRELAND



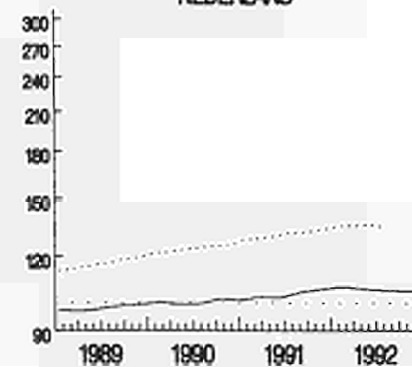
ITALIA



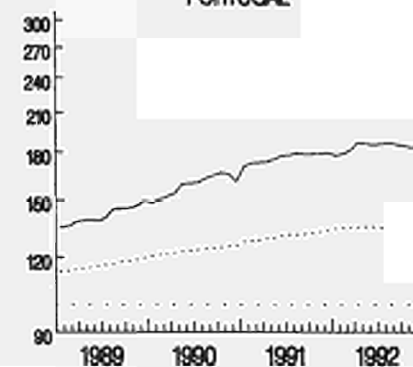
LUXEMBOURG



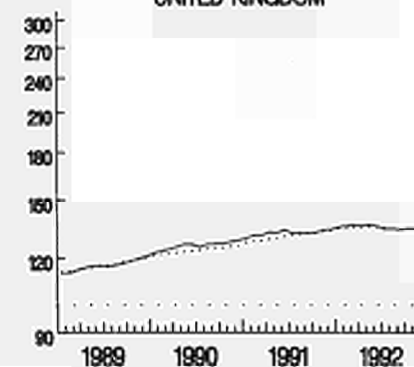
NEDERLAND



PORTUGAL



UNITED KINGDOM



EINFACH - LOGARITHISCHE SKALA

SEMI - LOGARITHMIC SCALE

ECHELLE SEMI-LOGARITHMIQUE

CONSUMER PRICES
BREAD AND CEREALS

B1

PRIX A LA CONSOMMATION
PAIN ET CEREALES

	EUR12	BELGIQUE BELGIE	DANMARK	BR DEUTSCH LAND	ELLAS	ESPAÑA	FRANCE	IRELAND	ITALIA	LUXEM- BOURG	NEDER- LAND	PORTU- GAL	UNITED KINGDOM	USA
	PRICE INDICES						1985 = 100	INDICES DE PRIX						
1989 Ø	121.3	111.8	123.6	105.2	179.1	137.7	114.7	113.3	123.5	113.4	103.0	140.2	122.9	122.6
1990 Ø	128.7	114.0	126.5	108.4	221.0	148.5	118.7	116.5	131.0	116.9	104.8	169.7	131.1	129.6
1991 Ø	137.2	117.1	130.4	113.4	261.4	163.1	122.7	122.6	139.3	122.6	107.7	203.4	140.7	135.0
1992 Ø	:	120.7	134.8	119.4	315.3	178.5	126.7	126.1	:	124.3	112.5	229.5	145.4	140.3
1990 J	125.1	111.2	125.0	106.7	199.3	143.6	116.9	0.0	126.7	116.6	103.9	157.0	127.6	126.8
1990 F	126.0	111.8	125.7	107.0	203.5	144.2	117.2	116.1	128.1	116.3	104.0	158.0	128.8	127.3
1990 M	126.6	114.0	125.7	107.2	206.0	144.7	117.7	0.0	129.0	116.6	104.1	158.4	129.3	127.4
1990 A	127.1	114.2	126.3	107.5	208.1	145.2	118.0	0.0	129.5	116.7	104.3	159.3	130.2	128.6
1990 M	127.4	114.4	126.3	107.9	214.0	145.3	118.2	116.2	129.9	116.8	104.3	159.4	130.2	129.0
1990 J	127.9	114.5	126.3	108.2	215.1	147.6	118.4	0.0	130.0	117.0	104.3	160.1	130.9	129.8
1990 J	128.8	114.6	126.3	108.5	219.6	149.8	118.7	0.0	131.2	116.8	104.7	165.9	131.1	130.1
1990 A	130.0	114.7	126.3	108.8	232.0	151.1	119.0	116.3	132.4	117.0	105.1	177.0	131.6	131.0
1990 S	130.7	114.6	127.0	109.2	234.2	151.9	119.5	0.0	133.2	117.2	105.3	185.1	131.7	131.1
1990 O	131.4	114.7	127.6	109.5	238.2	152.6	120.0	0.0	133.7	117.2	105.7	185.2	132.8	131.4
1990 N	131.8	114.7	127.6	109.8	240.9	153.0	120.3	117.3	134.0	117.2	105.8	185.3	134.0	131.2
1990 D	132.2	114.7	128.3	110.0	241.3	153.3	120.5	0.0	134.4	117.2	105.9	186.0	134.8	131.9
1991 J	133.5	115.7	128.3	110.4	242.4	155.4	120.9	0.0	134.9	117.9	106.3	190.7	139.1	133.6
1991 F	134.3	116.8	128.3	110.8	243.4	158.0	121.2	119.6	135.7	121.4	106.6	194.8	139.7	133.6
1991 M	135.0	117.0	129.0	111.2	244.7	159.6	121.4	0.0	136.6	122.4	106.5	198.8	140.3	133.6
1991 A	135.7	117.1	129.0	111.9	246.8	160.9	121.8	0.0	137.7	122.9	106.8	199.6	140.5	134.5
1991 M	136.3	117.3	129.6	112.5	249.2	162.1	122.1	121.2	139.0	123.0	106.6	200.2	139.9	134.6
1991 J	137.4	117.3	130.3	113.1	265.7	164.0	122.4	0.0	139.5	123.0	106.9	206.5	141.1	134.9
1991 J	138.2	117.5	130.3	113.9	267.2	165.0	122.7	0.0	140.0	123.0	108.2	208.7	141.8	135.0
1991 A	138.7	117.3	131.0	114.5	270.2	165.3	123.2	124.7	140.7	123.1	108.4	208.0	142.4	135.7
1991 S	138.8	117.3	131.6	115.0	274.8	165.7	123.6	0.0	141.2	123.4	108.9	207.9	140.1	135.7
1991 O	139.3	117.4	132.3	115.6	276.2	166.2	123.9	0.0	141.6	123.6	108.9	207.9	141.1	136.1
1991 N	139.7	117.4	132.3	115.9	277.5	166.5	124.3	125.1	142.0	123.8	109.0	208.8	141.4	136.6
1991 D	140.1	117.6	133.0	116.2	278.4	168.5	124.5	0.0	142.5	123.9	109.2	208.7	141.5	136.5
1992 J	141.2	117.9	133.6	116.6	280.1	171.5	124.8	0.0	143.1	119.1	111.0	206.9	144.2	137.9
1992 F	142.4	120.3	134.3	117.3	282.4	174.0	125.2	126.4	143.8	118.8	111.5	215.0	145.8	138.3
1992 M	143.7	120.6	135.0	117.6	313.6	174.9	125.6	0.0	144.6	124.1	112.0	223.8	145.7	138.6
1992 A	144.6	120.8	135.0	118.1	315.2	177.3	126.0	0.0	145.9	125.1	112.2	230.6	145.6	139.5
1992 M	145.1	120.7	135.0	118.8	317.5	178.0	126.3	127.0	146.5	125.2	112.1	232.7	145.8	139.6
1992 J	145.5	120.8	135.0	119.3	319.7	178.7	126.5	0.0	147.2	125.3	112.3	235.0	145.5	140.4
1992 J	145.7	120.9	134.3	119.8	320.1	179.3	126.8	0.0	147.5	125.5	112.4	234.9	145.0	141.1
1992 A	146.1	120.9	134.3	120.3	320.6	179.9	127.1	126.9	148.0	125.5	112.5	235.2	144.8	141.8
1992 S	:	121.0	135.0	120.7	323.5	180.8	127.7	0.0	:	125.7	112.9	234.4	145.2	141.3
1992 O	:	121.2	135.0	121.1	328.3	181.3	128.0	0.0	:	125.7	113.5	235.2	144.9	141.5
1992 N	:	121.3	135.6	121.3	330.5	182.7	128.1	124.3	:	125.9	113.7	234.9	144.9	141.4
1992 D	:	121.8	135.6	121.5	332.5	183.8	128.2	0.0	:	125.7	114.1	235.1	146.9	142.0

B2

CONSUMER PRICES

MEAT (1)

PRIX A LA CONSOMMATION

VIANDES (1)

	EUR12	BELGIQUE BELGIE	DANMARK	BR DEUTSCH LAND	ELLAS	ESPANA	FRANCE	IRELAND	ITALIA	LUXEM- BOURG	NEDER- LAND	PORTU- GAL	UNITED KINGDOM	USA
	PRICE INDICES					1985 = 100			INDICES DE PRIX					
1989 Ø	115.1	105.6	110.0	99.9	175.6	122.3	113.4	112.2	119.4	113.4	101.2	132.0	113.3	120.3
1990 Ø	121.9	110.5	112.2	104.4	208.3	127.3	118.2	113.1	126.5	116.9	104.8	142.2	123.3	128.9
1991 Ø	124.9	111.6	110.5	106.6	235.5	130.0	120.0	112.7	131.2	122.6	106.2	147.4	124.0	131.5
1992 Ø	:	113.0	113.3	110.7	270.4	133.3	122.3	113.3	:	124.3	109.5	155.4	125.5	129.7
1990 J	120.5	109.1	112.5	103.6	195.7	128.3	117.3	0.0	124.9	109.2	104.4	139.5	120.1	125.7
1990 F	120.2	109.0	112.5	103.7	194.8	124.7	117.2	114.1	125.3	109.2	104.4	139.9	120.6	125.6
1990 M	120.4	109.1	112.5	103.8	197.7	124.4	117.2	0.0	125.5	109.6	104.2	141.4	121.0	126.8
1990 A	120.6	109.4	112.5	103.9	199.6	123.4	117.4	0.0	125.7	110.6	104.5	143.2	122.0	127.1
1990 M	121.1	109.9	113.1	104.0	202.6	123.5	117.6	114.4	125.9	111.0	104.5	143.5	123.7	126.7
1990 J	121.5	110.3	113.1	104.3	207.8	122.7	118.0	0.0	126.1	111.1	104.9	146.1	124.7	128.8
1990 J	122.3	110.9	113.1	104.6	211.7	127.2	118.3	0.0	126.2	111.5	105.2	142.6	125.0	129.3
1990 A	122.6	111.7	113.1	104.8	214.1	128.7	118.7	113.7	126.5	112.4	105.4	142.1	124.6	130.0
1990 S	123.1	111.8	111.8	105.0	216.7	129.9	119.0	0.0	127.2	112.6	105.4	141.3	124.8	130.8
1990 O	123.3	111.8	111.1	105.1	219.0	130.6	119.0	0.0	127.9	113.1	105.1	144.9	124.2	131.4
1990 N	123.7	111.5	111.1	105.2	220.4	133.3	119.1	110.2	128.4	112.8	105.1	139.8	124.4	132.1
1990 D	123.5	111.4	109.7	105.2	219.2	130.6	119.4	0.0	128.9	112.8	105.1	142.6	124.3	132.5
1991 J	123.5	111.6	109.7	105.3	217.3	128.6	119.4	0.0	129.2	112.1	105.3	144.7	124.3	133.5
1991 F	123.4	111.4	109.7	105.5	218.9	127.9	119.2	112.5	129.2	112.7	105.1	146.3	124.2	132.2
1991 M	123.6	111.6	109.0	105.7	220.4	127.9	119.3	0.0	129.9	112.9	105.4	145.3	124.1	132.8
1991 A	124.0	111.6	109.7	105.8	224.9	127.8	119.4	0.0	130.3	113.0	105.6	142.8	125.6	131.8
1991 M	124.2	111.6	110.4	106.0	224.8	127.3	119.7	113.8	130.5	113.3	105.4	145.0	125.8	131.5
1991 J	124.5	111.6	110.4	106.2	226.8	126.5	119.9	0.0	130.9	113.7	105.9	148.4	126.4	131.3
1991 J	124.6	111.7	110.4	106.5	240.4	127.1	120.1	0.0	131.1	114.1	106.3	149.2	123.4	131.3
1991 A	125.3	111.8	110.4	106.8	245.6	131.5	120.1	112.8	131.3	114.2	106.4	152.0	122.5	131.5
1991 S	125.9	111.8	111.1	107.2	250.6	134.1	120.2	0.0	132.2	114.3	106.5	148.8	122.8	130.7
1991 O	126.2	111.8	111.1	107.7	251.2	134.5	120.4	0.0	132.7	114.3	107.0	149.4	122.5	130.4
1991 N	126.4	111.5	111.8	108.0	251.4	133.4	120.7	111.9	133.5	114.4	107.4	147.8	122.8	130.2
1991 D	126.8	111.6	111.8	108.2	254.1	133.4	121.0	0.0	134.1	114.7	107.7	148.7	123.4	130.5
1992 J	127.2	111.7	112.5	108.6	257.3	132.6	121.1	0.0	134.5	114.6	108.1	150.1	124.8	130.0
1992 F	127.9	112.2	112.5	109.1	256.8	134.9	121.5	113.5	134.8	114.8	108.6	150.7	125.6	129.1
1992 M	128.2	112.5	112.5	109.4	259.3	133.6	121.7	0.0	135.2	115.0	109.0	151.0	126.7	129.6
1992 A	128.2	112.8	113.1	110.0	261.7	130.8	121.8	0.0	135.6	115.7	109.3	156.1	126.2	129.2
1992 M	128.7	113.0	113.8	110.4	263.6	131.0	122.0	114.3	135.9	116.1	109.4	155.8	127.7	128.9
1992 J	128.4	113.2	113.8	110.7	264.4	129.7	122.2	0.0	136.0	116.2	110.0	156.3	126.0	129.1
1992 J	128.9	113.3	113.8	111.1	271.1	131.3	122.7	0.0	136.1	116.4	110.2	160.1	125.0	129.0
1992 A	129.5	113.4	114.5	111.3	273.8	134.3	122.7	114.0	136.2	116.5	110.0	162.3	125.1	129.7
1992 S	:	113.5	113.8	111.6	277.7	136.4	122.8	0.0	:	116.9	109.7	157.9	124.3	130.4
1992 O	:	113.6	113.8	111.9	285.6	134.9	123.0	0.0	:	117.6	109.8	155.4	124.5	130.4
1992 N	:	113.6	113.1	112.0	286.3	135.1	123.1	111.5	:	117.8	109.9	153.2	124.7	130.7
1992 D	:	113.4	111.8	112.1	287.5	135.5	123.1	0.0	:	118.0	109.9	155.5	126.0	131.0

CONSUMER PRICES

PRIX A LA CONSOMMATION

DAIRY PRODUCTS, EGGS, OILS AND FATS

PRODUITS LAITIERS, OEUF, HUILES, GRAISSES

	EUR12	BELGIQUE BELGIE	DANMARK	BR DEUTSCH LAND	ELLAS	ESPANA	FRANCE	IRELAND	ITALIA	LUXEM- BOURG	NEDER- LAND	PORTU- GAL	UNITED KINGDOM	USA
	PRICE INDICES					1985 = 100		INDICES DE PRIX						
1989 Ø	123.0	105.5	108.7	99.7	172.4	128.2	108.0	128.7	120.5	109.9	101.2	142.8	118.1	176.3
1990 Ø	128.2	107.3	111.0	101.5	211.6	130.6	110.6	131.1	127.4	114.7	101.3	147.3	126.3	191.3
1991 Ø	131.3	107.7	108.2	102.6	251.2	131.4	111.2	128.0	132.7	115.0	103.1	138.8	132.2	191.0
1992 Ø	:	107.8	107.9	105.2	270.6	134.1	112.5	131.2	:	113.6	106.2	161.6	137.4	194.7
1990 J	126.8	107.1	110.5	101.4	193.9	132.3	109.4	0.0	124.8	111.0	101.9	146.0	124.1	189.6
1990 F	127.2	107.1	111.7	101.5	197.2	132.2	110.1	132.6	125.4	114.3	101.8	146.3	124.3	191.0
1990 M	127.5	107.4	111.7	101.4	200.5	131.9	110.6	0.0	126.1	115.2	101.9	145.9	124.2	191.0
1990 A	127.6	107.6	111.7	101.5	202.8	131.0	110.7	0.0	126.5	115.3	101.6	146.0	124.3	189.1
1990 M	127.8	107.4	112.4	101.3	208.1	130.5	110.8	132.1	126.7	115.2	101.1	145.4	125.3	188.6
1990 J	127.7	107.2	111.7	101.2	211.1	128.7	110.7	0.0	127.0	115.0	100.7	145.1	125.8	189.0
1990 J	127.8	107.1	111.1	101.3	213.1	128.5	110.9	0.0	127.4	115.1	101.1	145.0	125.8	190.3
1990 A	128.2	107.0	111.7	101.3	215.1	128.7	111.0	130.0	127.8	114.6	100.8	146.1	127.2	192.5
1990 S	128.8	107.1	109.8	101.5	220.9	130.0	110.8	0.0	128.4	114.9	101.1	148.8	127.5	193.1
1990 O	129.2	107.3	109.8	101.6	220.6	130.9	110.8	0.0	128.9	114.9	100.9	150.1	128.5	194.3
1990 N	129.6	107.5	110.5	101.7	227.4	131.1	110.8	129.9	129.4	115.3	101.1	151.1	128.9	193.9
1990 D	130.0	107.7	109.2	102.0	228.9	131.6	110.7	0.0	129.9	115.4	102.1	151.6	129.7	192.7
1991 J	130.1	108.0	108.6	102.2	231.2	132.6	110.8	0.0	130.3	113.9	102.0	140.2	130.5	191.9
1991 F	130.5	107.9	107.9	102.3	238.1	132.8	110.9	128.7	130.8	113.9	101.9	139.9	131.0	191.4
1991 M	130.8	108.0	107.9	102.4	242.2	132.7	111.2	0.0	131.5	114.1	102.3	139.0	130.8	190.8
1991 A	131.1	107.8	107.9	102.5	244.8	132.6	111.3	0.0	132.0	114.4	102.2	138.4	131.8	190.5
1991 M	131.0	107.5	107.3	102.3	247.6	131.5	111.3	127.4	132.4	114.6	102.4	138.0	131.7	190.5
1991 J	130.9	107.4	107.3	102.3	249.6	130.1	111.3	0.0	132.6	114.6	102.6	137.2	131.7	189.4
1991 J	130.9	107.6	107.9	102.2	251.9	129.2	111.2	0.0	133.0	114.6	102.5	137.2	131.5	189.5
1991 A	131.2	107.6	107.9	102.2	255.5	129.9	111.3	128.0	133.0	115.5	102.2	138.1	132.3	190.2
1991 S	131.5	107.5	107.9	102.3	260.6	130.3	111.1	0.0	133.4	115.8	104.4	138.8	132.3	191.0
1991 O	132.0	107.3	109.2	102.6	263.4	131.1	111.2	0.0	133.9	115.8	104.3	138.8	133.5	191.6
1991 N	132.6	107.5	109.2	103.5	264.7	131.8	111.3	127.8	134.3	116.2	104.7	140.0	134.0	191.8
1991 D	133.2	108.1	109.2	104.2	264.4	132.4	111.6	0.0	134.7	116.2	105.4	140.3	135.3	193.1
1992 J	133.9	108.3	107.9	104.7	265.8	133.2	111.3	0.0	135.2	113.9	105.5	150.3	136.3	194.5
1992 F	134.4	108.0	107.9	105.0	269.5	133.4	111.7	130.5	135.7	113.6	105.1	154.1	136.8	194.5
1992 M	134.8	107.8	107.3	105.0	270.7	134.2	112.0	0.0	136.1	113.9	105.2	156.4	137.0	193.8
1992 A	135.1	107.4	107.3	105.2	270.8	134.0	112.4	0.0	136.4	114.0	105.1	161.6	137.0	193.2
1992 M	135.4	107.1	106.7	105.3	270.4	133.7	112.6	131.2	136.7	113.7	105.3	163.5	137.9	192.9
1992 J	135.5	107.2	107.3	105.3	272.8	133.1	112.7	0.0	136.8	113.4	105.6	164.1	138.6	193.9
1992 J	134.2	107.2	107.3	105.3	205.2	132.5	112.9	0.0	137.1	113.5	106.5	164.1	138.1	194.4
1992 A	134.9	107.5	107.9	105.2	277.8	132.9	112.9	130.8	137.3	113.3	106.7	163.9	128.9	195.4
1992 S	:	107.8	107.9	105.4	282.9	134.2	112.7	0.0	:	113.7	107.1	163.9	139.0	196.2
1992 O	:	108.3	109.2	105.5	284.1	134.9	112.7	0.0	:	113.5	107.4	165.6	139.9	196.7
1992 N	:	108.2	109.2	105.4	287.5	136.3	112.9	132.3	:	113.3	107.2	166.0	139.0	195.4
1992 D	:	108.5	109.2	105.4	289.9	137.2	112.9	0.0	:	113.0	107.4	165.2	139.8	195.0

B4

CONSUMER PRICES

FRUITS, VEGETABLES, POTATOES

PRIX A LA CONSOMMATION

FRUITS, LEGUMES, POMMES DE TERRE

	EUR12	BELGIQUE BELGIE	DANMARK	BR DEUTSCH LAND	ELLAS	ESPANA	FRANCE	IRELAND	ITALIA	LUXEM- BOURG	NEDER- LAND	PORTU- GAL	UNITED KINGDOM	USA
	PRICE INDICES				1985 = 100			INDICES DE PRIX						
1989 Ø	122.1	97.5	111.9	101.2	168.6	136.6	109.8	113.8	117.0	99.0	94.7	213.6	115.1	127.3
1990 Ø	133.5	105.3	114.1	111.3	207.6	155.4	118.5	125.6	124.9	107.4	101.7	183.8	126.7	137.4
1991 Ø	146.3	108.9	118.9	120.9	257.8	163.5	126.0	114.0	142.6	113.0	109.6	207.5	134.7	143.7
1992 Ø	:	99.5	120.3	113.1	270.1	163.2	128.4	126.6	:	112.9	107.1	207.5	128.4	143.3
1990 J	128.2	102.9	118.0	108.2	186.0	144.7	113.8	0.0	118.8	103.5	100.6	182.3	125.6	141.8
1990 F	130.8	105.9	115.1	114.7	191.3	146.0	114.9	117.0	119.4	103.8	102.8	188.7	127.9	145.6
1990 M	131.2	106.8	115.9	113.3	192.2	151.5	115.8	0.0	119.9	103.9	102.0	174.0	129.0	141.9
1990 A	133.6	107.4	115.1	120.5	204.8	148.5	116.9	0.0	121.3	105.7	100.4	177.7	131.9	137.4
1990 M	134.8	105.7	115.1	125.8	194.9	146.2	117.9	117.1	123.5	108.0	99.2	182.5	132.6	136.0
1990 J	135.3	102.1	108.7	122.1	222.8	149.3	118.7	0.0	127.3	108.1	98.1	180.4	128.0	135.7
1990 J	133.9	99.1	113.0	114.6	212.1	162.7	119.1	0.0	127.0	109.5	97.6	179.7	119.0	137.8
1990 A	133.6	101.3	114.4	108.0	207.9	161.4	120.1	134.2	126.4	108.6	98.9	183.3	123.7	134.8
1990 S	133.9	106.7	113.7	101.4	205.6	167.2	120.8	0.0	127.6	109.1	103.7	185.8	123.7	133.8
1990 O	135.6	111.5	113.0	101.9	228.7	171.1	121.3	0.0	128.4	109.5	107.5	187.1	123.3	133.5
1990 N	134.4	108.7	114.4	100.9	216.5	157.2	121.5	134.2	129.1	110.3	106.4	191.7	126.1	135.3
1990 D	136.3	105.3	112.3	104.8	228.7	158.6	121.6	0.0	130.3	109.3	103.8	193.0	130.1	135.1
1991 J	138.9	106.7	113.7	112.2	230.3	158.2	121.6	0.0	134.5	109.2	102.9	195.9	132.0	144.7
1991 F	141.7	112.7	112.3	117.3	257.1	152.7	122.1	108.8	136.1	108.8	105.9	201.4	137.1	142.6
1991 M	142.2	104.9	113.0	119.0	257.3	152.3	122.8	0.0	137.6	110.0	108.5	202.0	135.6	143.4
1991 A	143.3	101.1	115.1	125.0	271.6	145.0	122.9	0.0	138.9	110.3	108.2	208.3	136.7	150.2
1991 M	144.2	101.2	115.9	129.4	256.1	150.6	123.2	111.6	139.8	110.6	106.1	208.3	133.6	150.3
1991 J	148.8	108.1	120.9	135.6	294.0	155.1	124.5	0.0	142.7	111.9	104.8	212.0	139.1	153.8
1991 J	150.9	114.4	123.7	136.2	233.9	178.3	126.7	0.0	143.7	114.3	108.4	211.8	133.0	145.8
1991 A	148.8	118.1	122.3	122.6	209.9	172.8	127.9	118.9	144.7	116.1	111.3	209.9	137.2	138.4
1991 S	147.4	105.9	121.6	112.0	243.2	179.9	128.3	0.0	146.1	114.9	113.3	212.1	130.8	139.1
1991 O	147.4	108.0	120.9	108.5	257.1	180.1	129.4	0.0	147.5	115.6	114.0	210.2	129.9	135.6
1991 N	151.0	113.3	125.1	116.1	278.6	172.4	131.1	116.7	149.7	116.8	115.5	208.9	135.7	139.5
1991 D	151.0	111.7	122.3	116.5	304.6	164.3	131.8	0.0	150.3	117.1	116.7	209.0	135.7	141.0
1992 J	153.8	112.0	124.4	121.9	312.0	173.9	132.3	0.0	151.9	116.0	115.7	198.3	137.0	142.8
1992 F	150.6	110.5	125.9	126.0	313.2	173.2	132.3	116.1	134.2	116.8	116.0	197.5	137.3	144.7
1992 M	149.0	100.7	125.1	121.6	302.9	173.0	132.2	0.0	134.7	116.3	114.5	197.9	136.5	148.8
1992 A	152.6	98.5	122.3	125.9	304.4	160.9	132.0	0.0	153.8	115.7	112.1	201.1	134.0	149.4
1992 M	153.2	98.5	120.1	130.1	286.5	164.6	131.4	117.8	154.7	115.4	108.9	198.2	133.2	143.1
1992 J	152.2	95.6	120.1	129.3	294.0	161.1	130.3	0.0	156.7	115.3	106.6	190.4	131.4	140.1
1992 J	148.4	102.1	119.4	119.1	205.9	161.6	133.8	0.0	154.5	114.6	105.3	216.2	121.2	137.8
1992 A	143.6	95.3	119.4	104.3	207.2	165.6	126.2	135.2	152.0	111.3	102.5	217.6	122.4	141.8
1992 S	:	98.0	120.1	96.7	251.2	169.9	125.0	0.0	:	110.4	102.4	218.1	119.5	143.4
1992 O	:	95.4	118.0	93.4	251.7	161.5	123.7	0.0	:	108.9	100.6	218.0	121.4	141.8
1992 N	:	94.8	115.1	94.1	255.7	148.4	121.6	137.3	:	107.5	101.0	218.9	121.7	142.0
1992 D	:	93.1	113.7	95.1	256.0	145.1	120.1	0.0	:	106.4	99.0	218.3	124.8	144.1

CONSUMER PRICES

DRINKS(HOME CONSUMPTION)AND TOBACCO

C

PRIX A LA CONSOMMATION

BOISSONS(CONSOMMATION A DOMICILE)ET TABAC

	EUR12	BELGIQUE BELGIE	DANMARK	BR DEUTSCH LAND	ELLAS	ESPANA	FRANCE	IRELAND	ITALIA	LUXEM- BOURG	NEDER- LAND	PORTU- GAL	UNITED KINGDOM	USA
	PRICE INDICES				1985 = 100			INDICES DE PRIX						
1989 Ø	120.5	112.7	113.7	105.8	214.3	140.5	115.9	118.8	129.8	103.8	103.2	199.1	118.6	124.6
1990 Ø	127.9	119.5	116.4	108.9	271.6	151.7	120.2	119.2	139.8	107.9	105.5	211.5	127.4	132.9
1991 Ø	137.9	123.9	118.8	110.9	327.3	159.9	124.2	123.2	151.6	121.6	109.1	227.6	143.9	145.2
1992 Ø	:	130.4	120.7	116.6	404.1	175.1	131.4	130.5	:	126.4	117.1	242.6	156.3	152.5
1990 J	123.0	116.6	115.2	106.7	254.4	148.8	118.0	0.0	131.8	106.2	104.0	190.4	120.6	129.1
1990 F	124.5	116.7	115.9	108.6	255.6	149.8	118.4	119.7	137.9	106.6	104.1	193.1	121.3	129.4
1990 M	124.9	117.0	115.9	108.7	255.9	150.3	119.1	0.0	138.5	106.8	104.4	197.1	121.7	130.2
1990 A	126.6	117.9	115.9	108.8	259.3	150.8	119.6	0.0	139.0	107.3	105.2	198.9	125.6	130.3
1990 M	128.3	119.0	116.6	108.9	275.4	151.2	120.0	118.8	139.3	107.8	105.7	213.3	128.6	131.0
1990 J	128.6	119.5	116.6	109.1	276.7	151.6	120.4	0.0	140.2	107.9	105.7	214.3	128.9	132.7
1990 J	129.2	119.8	116.6	109.2	278.1	152.1	120.6	0.0	140.6	108.3	106.0	222.0	129.7	134.6
1990 A	129.2	120.0	116.6	109.3	278.5	152.3	120.8	119.1	141.1	108.5	105.9	223.7	129.5	134.8
1990 S	129.5	120.2	117.3	109.4	279.3	152.8	121.0	0.0	141.7	108.7	106.1	223.8	129.8	135.0
1990 O	130.1	121.8	116.6	109.5	279.8	153.3	121.3	0.0	142.1	109.0	106.3	222.8	130.9	135.3
1990 N	130.2	122.7	116.6	109.5	281.5	153.7	121.5	119.4	142.4	109.1	106.6	223.0	130.9	135.6
1990 D	130.3	123.2	117.3	109.7	285.0	153.8	121.6	0.0	142.8	109.0	106.4	215.9	130.8	136.4
1991 J	131.2	121.5	117.3	107.8	285.7	155.1	121.9	0.0	148.5	119.9	106.9	221.7	132.1	141.1
1991 F	132.6	121.9	118.0	109.9	296.5	158.6	122.3	122.5	149.0	119.9	107.4	221.3	133.2	143.2
1991 M	133.1	122.4	117.3	110.1	308.9	159.1	122.7	0.0	149.4	120.3	108.1	222.7	133.7	143.5
1991 A	138.0	122.8	118.0	110.4	314.1	159.5	123.1	0.0	150.0	120.5	108.1	230.2	146.0	144.3
1991 M	138.6	123.3	118.0	110.5	313.0	159.8	123.4	122.7	150.6	120.7	108.7	230.9	147.3	144.3
1991 J	139.2	123.6	118.7	110.8	328.3	160.0	123.7	0.0	151.4	121.1	109.0	230.8	147.7	145.3
1991 J	139.5	123.7	119.4	111.1	343.5	160.3	123.9	0.0	151.8	121.0	109.4	231.0	147.5	145.5
1991 A	139.7	124.1	119.4	111.3	344.4	160.7	124.1	123.2	152.1	121.2	109.6	230.7	147.5	146.0
1991 S	139.8	124.6	119.4	111.4	345.7	160.8	124.4	0.0	152.4	122.3	109.9	227.8	147.6	146.5
1991 O	140.4	125.9	119.4	111.6	345.7	161.2	126.7	0.0	152.8	123.7	110.3	228.1	147.6	146.9
1991 N	141.1	126.3	120.1	112.7	348.1	161.6	126.8	124.4	153.1	124.2	110.6	227.9	148.6	147.5
1991 D	141.8	126.3	120.1	112.8	353.7	161.6	126.9	0.0	158.4	124.0	111.0	228.1	148.6	148.2
1992 J	143.5	126.5	120.1	113.3	368.3	170.7	127.2	0.0	158.7	122.4	111.2	234.9	150.1	149.3
1992 F	144.2	126.8	120.8	114.3	381.7	172.1	127.6	130.1	158.0	123.3	112.6	235.5	150.8	150.2
1992 M	145.0	127.7	121.6	115.9	382.0	172.5	127.9	0.0	158.8	125.1	115.4	235.6	151.2	150.4
1992 A	147.5	126.9	121.6	116.2	388.3	172.8	128.8	0.0	159.7	125.6	116.2	234.4	157.2	150.8
1992 M	148.7	128.1	121.6	116.3	389.4	173.1	132.8	130.3	160.6	126.3	116.4	256.6	157.8	152.4
1992 J	149.1	130.3	122.3	117.0	390.7	173.3	133.1	0.0	161.2	126.5	116.4	256.5	158.0	152.5
1992 J	149.0	131.0	122.3	117.4	405.9	173.6	133.2	0.0	161.9	126.9	117.1	186.0	158.1	152.8
1992 A	150.4	131.2	123.0	117.6	417.6	177.8	133.4	130.3	162.2	127.4	118.8	256.2	158.1	153.1
1992 S	:	131.5	123.7	117.7	420.4	178.5	133.4	0.0	:	127.3	120.3	254.0	158.2	154.1
1992 O	:	131.5	117.3	117.9	430.7	178.9	133.4	0.0	:	128.5	120.1	253.4	158.5	154.7
1992 N	:	131.6	117.3	118.0	433.7	179.0	133.4	131.3	:	129.1	120.2	254.2	158.8	154.2
1992 D	:	142.0	117.3	118.1	440.2	179.3	133.3	0.0	:	128.9	120.7	254.5	159.1	155.4

2) A partir du 1 février 1992 les produits du tabac sont exclus de l'indice italien

2) Starting from February 1 - 1992 tobacco products are excluded from the index for Italy

1) A partir du 1 janvier 1991 les produits du tabac sont exclus de l'indice luxembourgeois

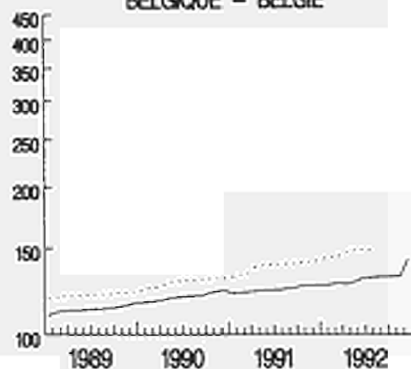
1) Starting from January 1 - 1991 tobacco products are excluded from the index for Luxembourg.

VERBRAUCHERPREISE
GETRÄNKE, TABAK

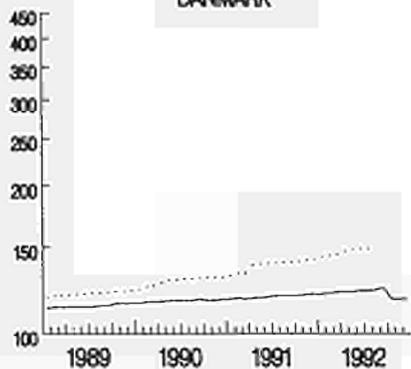
CONSUMER PRICES
DRINKS, TOBACCO
1985 = 100

PRIX A LA CONSOMMATION
BOISSONS ET TABAC

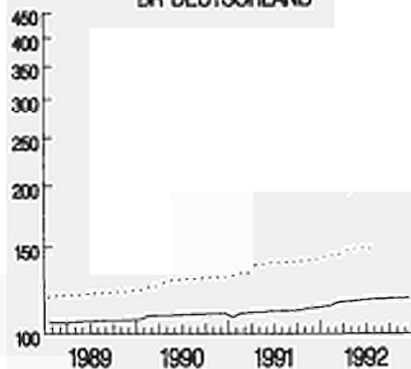
BELGIQUE - BELGIE



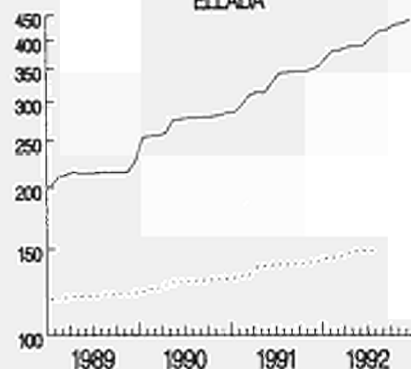
DANMARK



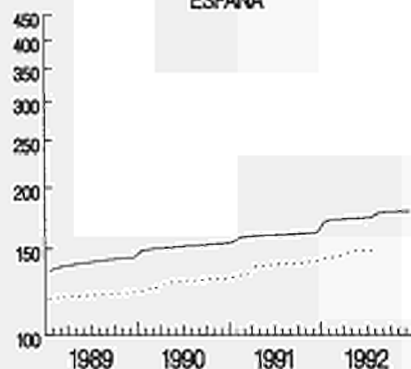
BR DEUTSCHLAND



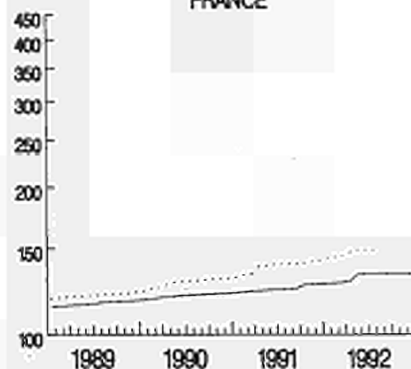
ELLADA



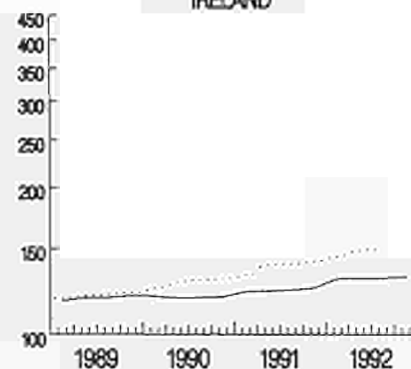
ESPAÑA



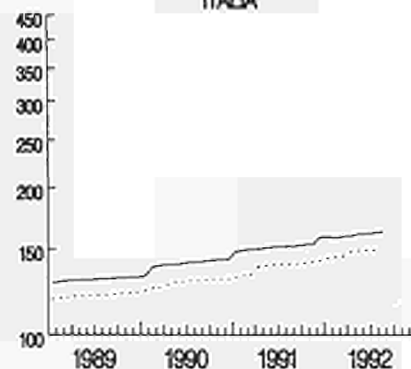
FRANCE



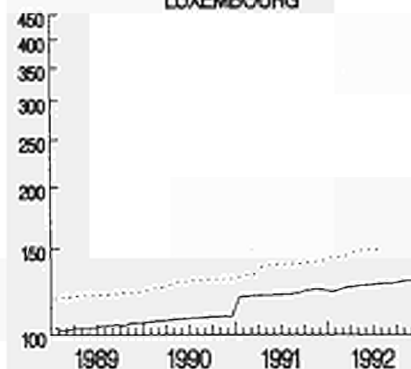
IRELAND



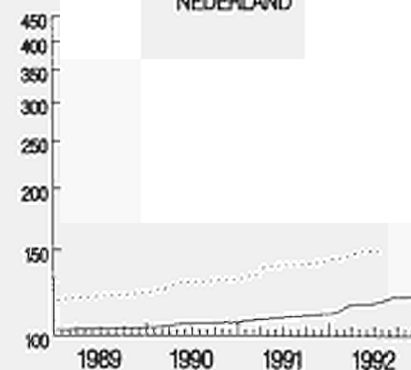
ITALIA



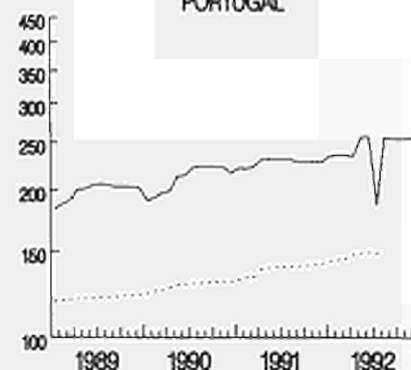
LUXEMBOURG



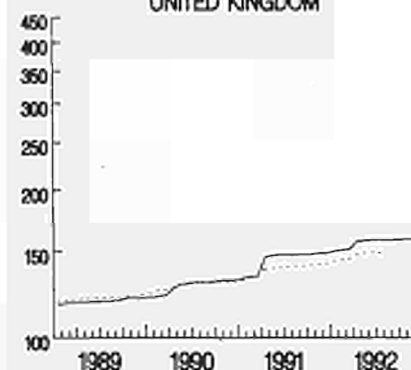
NEDERLAND



PORTUGAL



UNITED KINGDOM



EINFACH - LOGARITHISCHE SKALA

SEMI-LOGARITHMIC SCALE

ECHELLE SEMI-LOGARITHMIQUE

CONSUMER PRICES

PRIX A LA CONSOMMATION

DRINKS(HOME CONSUMPTION)

BOISSONS(CONSOMMATION A DOMICILE)

	EUR12	BELGIQUE BELGIE	DANMARK	BR DEUTSCH LAND	ELLAS	ESPANA	FRANCE	IRELAND	ITALIA	LUXEM- BOURG	NEDER- LAND	PORTU- GAL	UNITED KINGDOM	USA
	PRICE INDICES					1985 = 100		INDICES DE PRIX						
1989 Ø	117.2	109.0	114.0	103.3	192.7	147.8	109.7	113.0	125.0	112.4	102.1	213.6	116.3	112.4
1990 Ø	124.1	114.4	116.9	105.1	238.8	160.0	115.6	114.2	135.7	114.8	104.5	229.4	125.7	116.6
1991 Ø	131.7	119.2	116.6	108.0	293.2	168.8	120.8	114.8	147.9	118.7	108.5	231.6	139.8	125.2
1992 Ø	:	122.8	114.9	113.9	346.2	178.7	124.7	115.6	:	123.4	112.4	236.6	147.2	128.0
1990 J	120.0	110.3	116.3	104.3	217.4	155.5	112.3	0.0	129.3	113.0	102.7	214.7	117.9	114.4
1990 F	120.8	110.5	116.3	104.3	220.5	157.1	113.0	113.9	130.7	113.2	102.8	218.7	119.5	114.5
1990 M	121.6	110.9	117.0	104.4	222.0	157.8	113.9	0.0	132.0	113.4	103.3	224.7	120.5	115.7
1990 A	122.7	112.2	117.0	104.6	226.7	158.5	114.8	0.0	133.0	113.6	104.1	227.3	123.6	115.7
1990 M	123.8	113.7	117.0	104.8	236.1	159.3	115.3	113.9	133.8	114.0	104.7	231.2	126.8	116.2
1990 J	124.4	114.5	117.0	105.0	239.6	159.8	115.9	0.0	135.5	114.1	104.7	232.6	127.2	116.6
1990 J	125.1	114.8	117.0	105.2	244.0	160.6	116.2	0.0	136.5	115.2	105.0	232.7	129.3	117.2
1990 A	125.4	115.1	117.0	105.4	246.1	161.0	116.6	114.6	137.5	115.6	105.0	234.9	128.7	117.5
1990 S	125.9	115.5	117.7	105.5	247.8	161.8	116.8	0.0	138.7	116.1	105.2	235.0	129.1	117.9
1990 O	126.3	117.7	117.0	105.7	251.2	162.4	117.2	0.0	139.6	116.5	105.4	233.6	129.6	118.3
1990 N	126.6	118.7	117.0	105.8	255.7	162.9	117.6	114.5	140.3	116.5	105.4	233.9	128.9	118.0
1990 D	126.7	119.2	117.0	106.0	258.7	163.1	117.7	0.0	141.1	116.5	105.1	233.5	127.7	117.6
1991 J	127.5	116.7	117.7	106.2	262.6	165.1	118.2	0.0	142.2	117.0	105.9	232.1	129.8	122.4
1991 F	128.7	116.9	118.4	106.4	274.2	166.5	118.7	114.3	144.7	117.0	106.8	231.8	132.2	125.2
1991 M	129.5	117.4	118.4	106.7	283.8	167.3	119.4	0.0	145.1	117.5	107.8	233.5	133.4	125.1
1991 A	131.0	118.0	118.4	107.2	285.9	167.9	120.0	0.0	145.6	117.7	107.8	232.4	141.3	125.6
1991 M	131.7	118.7	118.4	107.5	291.8	168.4	120.5	114.4	146.4	117.9	108.5	233.4	142.7	125.4
1991 J	132.3	119.1	119.1	107.8	292.6	168.6	121.0	0.0	148.0	118.2	108.6	233.2	143.5	125.3
1991 J	132.6	119.2	114.2	108.3	295.3	169.2	121.1	0.0	149.0	118.2	108.8	233.5	143.1	125.3
1991 A	133.0	119.6	114.2	108.8	300.7	169.7	121.5	115.3	149.5	118.3	109.1	233.0	143.2	125.4
1991 S	133.3	120.1	114.2	109.0	305.2	170.0	121.8	0.0	150.1	119.3	109.2	229.0	143.3	125.8
1991 O	133.6	121.2	114.9	109.2	305.7	170.5	122.1	0.0	150.8	120.8	109.5	229.4	143.3	126.2
1991 N	133.7	121.5	115.6	109.5	307.3	171.2	122.3	115.4	151.3	121.2	109.6	229.1	142.0	125.6
1991 D	133.8	121.6	115.6	109.7	312.8	171.3	122.5	0.0	152.1	121.0	110.2	229.3	140.0	125.4
1992 J	135.0	121.8	116.3	110.4	315.1	173.8	122.9	0.0	152.7	119.5	110.6	236.5	142.9	126.7
1992 F	136.0	121.9	117.0	111.2	319.3	175.9	123.5	115.7	153.3	120.4	111.4	237.5	144.2	127.6
1992 M	136.6	122.1	117.0	111.8	320.9	176.5	124.0	0.0	154.2	122.1	112.3	237.7	145.1	128.0
1992 A	140.5	120.6	117.0	123.3	327.1	177.0	124.3	0.0	155.0	122.6	112.5	235.6	147.0	128.0
1992 M	137.9	121.0	117.0	112.5	332.6	177.6	124.7	116.0	155.9	123.3	112.7	239.1	147.9	128.2
1992 J	138.4	121.3	117.0	112.9	341.2	177.9	125.0	0.0	156.5	123.5	112.7	238.9	148.3	128.4
1992 J	138.8	121.5	117.0	113.5	342.2	178.3	125.2	0.0	157.1	123.9	112.8	235.8	148.7	128.2
1992 A	140.1	121.6	117.0	113.8	392.0	180.1	125.5	116.0	157.4	124.4	112.6	238.4	148.9	128.2
1992 S	:	121.9	118.4	114.0	355.8	181.2	125.5	0.0	:	124.3	112.8	234.9	149.1	128.5
1992 O	:	121.7	107.9	114.3	366.7	181.9	125.5	0.0	:	125.4	112.5	233.9	149.8	128.6
1992 N	:	121.8	108.6	114.4	368.2	182.1	125.4	114.6	:	126.0	112.6	235.1	148.8	128.0
1992 D	:	136.4	108.6	114.6	372.7	182.4	125.4	0.0	:	125.8	113.6	235.6	146.2	127.9

CONSUMER PRICES

C2

PRIX A LA CONSOMMATION

TOBACCO

TABACS

	EUR12	BELGIQUE BELGIE	DANMARK	BR DEUTSCH LAND	ELLAS	ESPANA	FRANCE	IRELAND	ITALIA	LUXEM- BOURG	NEDER- LAND	PORTU- GAL	UNITED KINGDOM	USA
	PRICE INDICES						1985 = 100		INDICES DE PRIX					
1989 Ø	123.3	121.4	112.8	109.5	229.7	127.8	127.6	123.4	134.1	120.1	104.9	163.5	120.4	141.0
1990 Ø	131.0	131.2	115.8	114.6	295.1	137.4	128.7	122.9	143.4	123.9	107.2	182.8	128.7	155.6
1991 Ø	140.4	134.7	121.9	115.4	356.2	144.4	130.3	130.0	155.0	0.0	110.0	217.8	147.1	173.8
1992 Ø	153.6	148.3	128.5	122.0	446.9	169.0	144.3	143.2	0.0	0.0	124.5	260.4	163.3	188.4
1990 J	126.5	130.8	113.7	110.3	281.5	137.3	128.7	0.0	134.1	120.1	106.0	169.2	122.6	149.2
1990 F	129.2	131.0	115.2	114.9	281.5	137.3	128.7	124.1	144.3	124.2	106.1	169.2	122.7	150.0
1990 M	129.2	131.0	115.2	115.0	281.5	137.3	128.7	0.0	144.3	124.2	106.1	169.2	122.8	150.1
1990 A	130.3	131.0	115.2	115.0	281.5	137.3	128.7	0.0	144.3	124.2	106.8	169.2	127.2	150.5
1990 M	131.5	131.1	115.2	115.0	301.9	137.3	128.7	122.4	144.3	124.2	107.4	169.5	130.0	151.5
1990 J	131.6	131.1	115.2	115.0	301.9	137.3	128.7	0.0	144.3	124.2	107.4	169.5	130.2	155.1
1990 J	132.0	131.1	116.6	115.0	301.9	137.3	128.7	0.0	144.3	124.2	107.4	196.1	130.2	159.2
1990 A	132.0	131.1	116.6	115.0	301.9	137.3	128.7	122.3	144.3	124.2	107.4	196.3	130.3	159.3
1990 S	132.0	131.1	116.6	115.0	301.9	137.3	128.7	0.0	144.3	124.2	107.4	196.3	130.4	159.3
1990 O	132.4	131.2	116.6	115.0	301.9	137.3	128.7	0.0	144.3	124.2	107.9	196.3	131.9	159.3
1990 N	132.6	131.8	116.6	115.0	301.9	137.6	128.7	123.0	144.3	124.2	108.5	196.3	132.4	160.5
1990 D	132.8	132.2	116.6	115.0	301.9	137.7	128.7	0.0	144.3	124.2	108.5	196.3	133.2	163.3
1991 J	134.4	132.8	116.6	115.0	301.9	137.7	128.7	0.0	154.2	0.0	108.5	196.3	133.8	167.8
1991 F	135.2	133.4	116.6	115.0	318.7	145.0	128.7	129.2	154.2	0.0	108.5	196.3	134.0	168.6
1991 M	135.7	133.8	118.0	115.0	335.2	145.0	128.7	0.0	154.2	0.0	108.5	196.3	134.0	169.4
1991 A	139.9	133.9	118.0	115.0	335.2	145.0	128.7	0.0	154.2	0.0	108.5	224.9	149.6	170.7
1991 M	140.2	134.0	118.0	115.0	335.2	145.0	128.7	129.4	154.2	0.0	109.0	224.9	150.8	171.1
1991 J	140.9	134.1	118.0	115.0	358.4	145.0	128.7	0.0	154.2	0.0	109.5	225.0	150.9	173.9
1991 J	141.8	134.1	125.8	115.0	381.7	145.0	128.7	0.0	154.2	0.0	110.4	225.0	150.9	174.6
1991 A	141.8	134.5	125.8	115.0	381.7	145.0	128.7	129.5	154.2	0.0	110.4	225.0	150.9	175.5
1991 S	141.9	134.9	126.5	115.0	381.7	145.0	128.9	0.0	154.2	0.0	110.9	225.0	150.8	176.3
1991 O	142.9	136.7	126.5	115.0	381.7	145.0	135.1	0.0	154.2	0.0	111.7	225.0	150.9	176.7
1991 N	144.2	137.2	126.5	117.4	381.7	145.0	135.1	131.8	154.2	0.0	112.2	225.2	153.5	179.1
1991 D	146.0	137.3	126.5	117.4	381.7	145.0	135.1	0.0	164.2	0.0	112.2	225.2	155.1	181.5
1992 J	145.4	137.3	126.5	117.5	405.7	165.5	135.1	0.0		0.0	112.2	226.1	155.6	182.2
1992 F	146.6	138.0	126.5	118.8	428.7	165.5	135.1	142.3		0.0	114.4	226.1	155.7	182.9
1992 M	148.1	140.7	128.7	121.9	428.7	165.5	135.1	0.0		0.0	120.2	226.1	155.7	183.0
1992 A	151.2	141.6	128.7	121.9	428.7	165.5	137.0	0.0		0.0	122.1	226.3	165.0	183.9
1992 M	154.1	144.5	128.7	121.9	428.7	165.5	148.7	142.5		0.0	122.1	277.4	165.5	188.0
1992 J	154.6	151.6	128.7	122.9	428.7	165.5	148.7	0.0		0.0	122.1	277.4	165.4	187.9
1992 J	155.5	153.6	128.7	123.0	451.3	165.5	148.7	0.0		0.0	123.9	277.4	165.3	189.0
1992 A	156.7	153.8	128.7	123.2	462.6	173.8	148.7	142.5		0.0	128.5	277.4	165.2	189.9
1992 S	157.0	154.2	128.7	123.2	465.5	173.8	148.7	0.0		0.0	132.1	277.4	165.2	192.0
1992 O	157.4	154.7	129.4	123.2	475.4	174.0	148.7	0.0		0.0	132.1	277.7	165.2	193.4
1992 N	157.9	154.8	129.4	123.2	479.4	174.0	148.7	145.6		0.0	132.1	277.7	166.6	192.9
1992 D	158.7	154.8	129.4	123.2	479.4	174.0	148.7	0.0		0.0	132.1	277.7	169.3	196.2

2) A partir du 1 février 1992 les produits du tabac sont exclus de l'indice italien

2) Starting from February 1 - 1992 tobacco products are excluded from the index for Italy

1) A partir du 1 janvier 1991 les produits du tabac sont exclus de l'indice luxembourgeois

1) Starting from January 1 - 1991 tobacco products are excluded from the index for Luxembourg

D

CONSUMER PRICES

PRIX A LA CONSOMMATION

CLOTHING AND FOOTWEAR(INCL. REPAIRS)

HABILLEMENT ET CHAUSSURES(Y COMPRIS REPARATIONS)

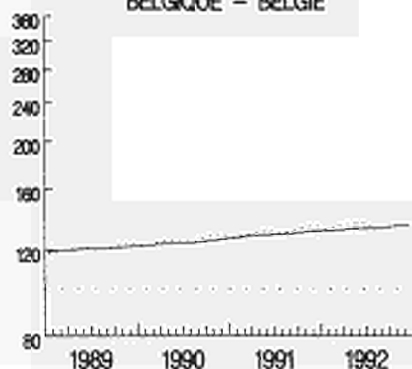
	EUR12	BELGIQUE BELGIE	DANMARK	BR DEUTSCH LAND	ELLAS	ESPANA	FRANCE	IRELAND	ITALIA	LUXEM- BOURG	NEDER- LAND	PORTU- GAL	UNITED KINGDOM	USA
	PRICE INDICES						1985 = 100	INDICES DE PRIX						
1989 J	120.8	120.6	125.6	106.0	206.6	136.2	118.7	108.3	129.7	113.4	95.0	176.1	113.8	112.8
1990 J	125.7	124.2	126.5	107.5	242.1	143.0	122.4	109.9	137.2	116.7	94.1	191.6	119.1	118.0
1991 J	131.0	129.2	129.6	110.1	282.0	150.7	126.4	111.6	144.6	120.7	92.4	215.8	122.7	122.4
1992 J	:	132.8	131.8	113.3	321.4	158.4	129.6	113.9	:	124.8	93.4	241.8	123.0	125.4
1990 J	122.6	122.2	119.1	106.6	220.7	140.1	120.6	0.0	134.1	115.2	86.4	186.3	114.8	111.0
1990 F	123.2	122.6	124.3	106.7	211.2	140.2	120.8	109.5	134.5	115.2	89.1	186.9	116.4	114.5
1990 M	124.2	123.2	128.8	106.9	232.4	140.6	121.2	0.0	135.3	115.4	94.0	186.9	117.3	119.3
1990 A	125.2	123.6	128.8	107.0	232.6	141.6	121.6	0.0	136.1	116.2	99.1	188.2	119.0	120.5
1990 M	125.6	123.8	129.5	107.2	233.7	142.3	121.9	110.0	136.5	116.7	98.8	189.9	119.6	119.4
1990 J	125.7	123.9	127.3	107.2	246.5	142.8	122.1	0.0	136.7	116.9	97.1	190.6	119.4	117.3
1990 J	124.7	124.0	119.1	107.3	238.7	142.9	122.2	0.0	136.8	116.9	88.6	190.8	116.5	114.9
1990 A	125.1	124.2	124.3	107.4	230.8	143.0	122.4	109.0	136.9	116.8	90.5	191.7	117.8	116.2
1990 S	126.5	124.8	129.5	107.8	244.7	143.6	122.9	0.0	137.8	116.9	95.0	193.1	120.6	120.6
1990 O	128.0	125.4	129.5	108.1	269.0	145.3	123.6	0.0	139.9	117.3	97.4	197.3	121.8	122.1
1990 N	128.9	125.9	129.5	108.6	272.4	146.9	124.3	111.1	140.8	118.2	97.0	204.3	122.8	121.3
1990 D	128.9	126.3	128.0	108.7	272.6	147.5	124.5	0.0	141.1	118.4	96.6	192.8	122.8	119.2
1991 J	127.7	127.1	120.6	108.8	261.3	147.7	124.6	0.0	141.0	118.5	86.1	208.5	118.3	117.8
1991 F	128.0	127.5	126.6	108.9	249.5	147.9	124.9	110.3	141.5	118.7	87.7	207.2	119.3	120.0
1991 M	129.2	128.2	131.8	109.2	262.3	148.5	125.3	0.0	142.3	118.8	92.9	208.9	120.9	122.5
1991 A	130.3	128.6	131.8	109.5	274.6	149.4	125.8	0.0	143.4	119.9	92.9	210.4	123.5	123.8
1991 M	131.0	128.9	131.8	109.8	275.5	150.1	126.0	111.3	143.9	120.8	96.5	212.4	124.0	123.1
1991 J	131.3	129.1	129.5	109.9	288.1	150.3	126.3	0.0	144.3	120.8	95.0	213.7	124.3	120.7
1991 J	130.0	129.2	123.6	110.0	279.1	150.5	126.3	0.0	144.5	120.9	87.0	215.1	119.7	119.1
1991 A	130.2	129.3	126.6	110.2	270.3	150.7	126.5	111.4	144.6	121.2	88.6	215.6	119.9	121.4
1991 S	132.0	129.8	133.3	110.7	290.3	151.3	127.0	0.0	145.2	121.3	94.0	217.0	124.4	124.9
1991 O	133.4	130.5	134.0	111.0	309.5	152.8	127.6	0.0	147.1	121.9	97.0	222.1	125.8	126.2
1991 N	134.2	131.1	133.3	111.5	311.9	154.4	128.1	113.4	148.3	122.7	96.7	228.3	126.1	126.4
1991 D	134.4	131.2	132.5	111.6	311.5	154.9	128.4	0.0	148.9	123.1	94.8	230.7	126.3	123.3
1992 J	132.6	131.2	122.8	111.8	295.1	155.1	128.4	0.0	149.0	122.7	84.8	232.2	119.8	121.7
1992 F	133.4	131.4	130.3	112.2	286.7	155.5	128.8	112.5	149.3	122.5	88.7	234.3	121.3	123.8
1992 M	134.8	131.8	134.0	112.5	314.1	156.1	129.2	0.0	150.0	122.6	94.7	235.6	123.1	126.9
1992 A	135.6	132.4	134.0	112.7	314.2	157.2	129.3	0.0	150.9	123.7	99.0	236.9	124.2	126.8
1992 M	135.9	132.5	134.0	113.0	315.9	157.6	129.4	115.1	151.5	124.4	98.2	239.9	124.3	126.6
1992 J	136.0	132.6	133.3	113.0	328.6	157.7	129.3	0.0	151.9	124.7	94.4	241.0	124.6	124.6
1992 J	134.6	132.6	125.8	113.2	317.7	157.9	129.5	0.0	152.0	124.7	86.0	242.0	119.5	122.9
1992 A	134.8	132.6	128.8	113.5	306.8	158.0	129.7	113.7	152.2	125.1	88.4	242.6	119.4	123.8
1992 S	:	133.2	133.3	113.9	318.7	159.0	130.1	0.0	:	125.3	95.3	243.7	124.2	126.8
1992 O	:	134.1	135.5	114.2	351.7	161.0	130.5	0.0	:	126.6	98.9	247.6	125.9	128.4
1992 N	:	134.6	135.5	114.5	353.5	162.8	130.7	114.3	:	127.8	98.3	252.4	125.4	127.9
1992 D	:	134.6	134.0	114.6	353.7	163.1	130.5	0.0	:	127.8	93.9	253.3	124.8	125.0

VERBRAUCHERPREISE
BEKLEIDUNG, SCHUHE

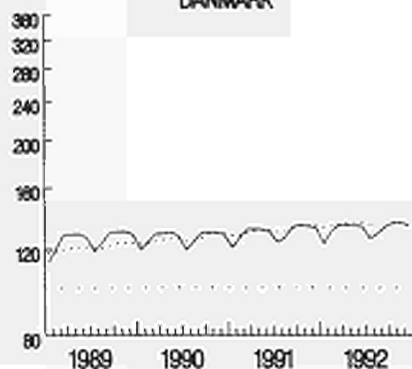
CONSUMER PRICES
CLOTHING, FOOTWEAR
1985 = 100

PRIX A LA CONSOMMATION
HABILLEMENT, CHAUSSURES

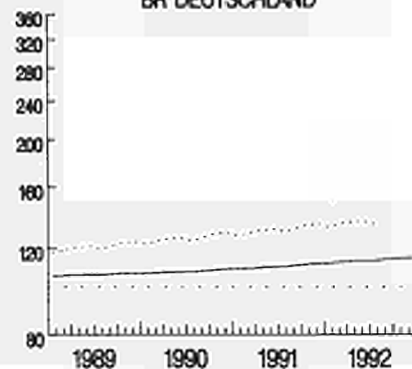
BELGIQUE - BELGIE



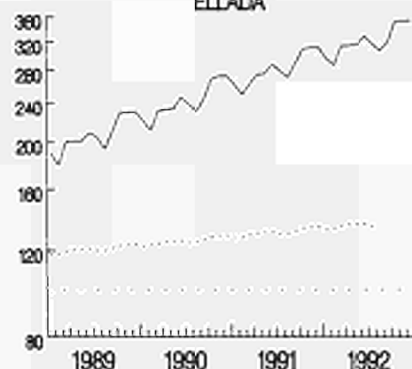
DANMARK



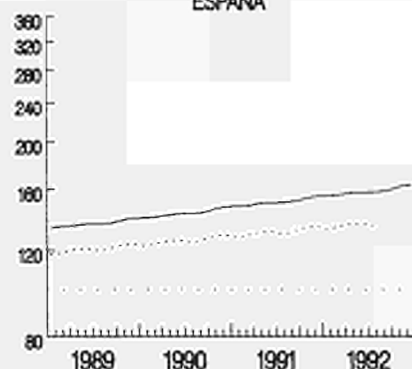
BR DEUTSCHLAND



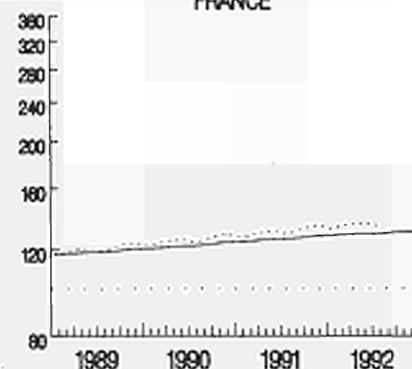
ELLADA



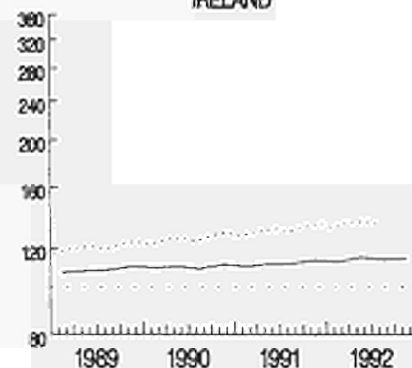
ESPAÑA



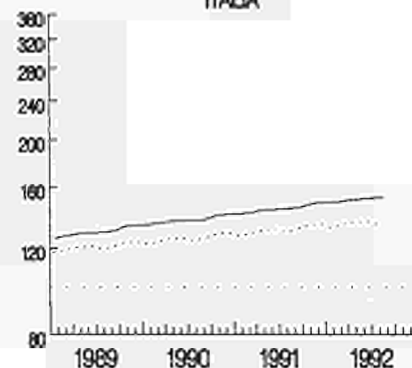
FRANCE



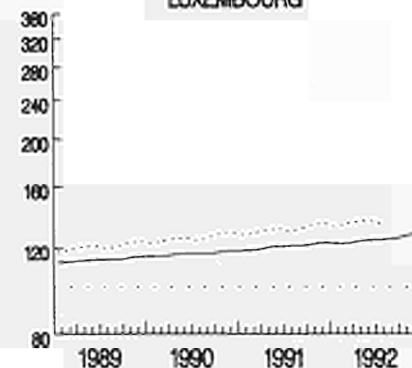
IRELAND



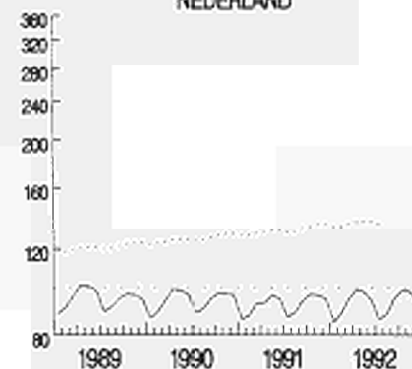
ITALIA



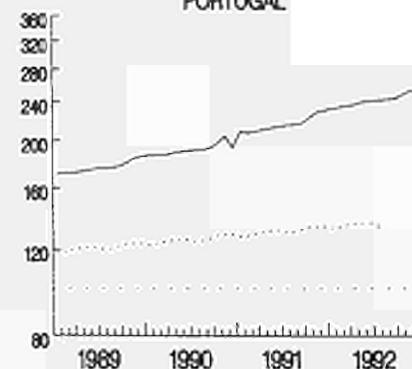
LUXEMBOURG



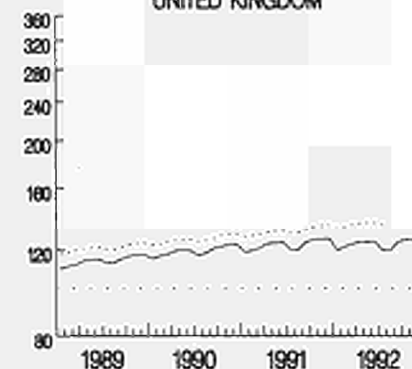
NEDERLAND



PORTUGAL



UNITED KINGDOM



EINFACH-LOGARITHISCHE SKALA

SEMI-LOGARITHMIC SCALE

ECHELLE SEMI-LOGARITHMIQUE

CONSUMER PRICES

PRIX A LA CONSOMMATION

CLOTHING(INCL. REPAIRS)

HABILLEMENT(Y COMPRIS REPARATIONS)

	EUR12	BELGIQUE BELGIE	DANMARK	BR DEUTSCH LAND	ELLAS	ESPANA	FRANCE	IRELAND	ITALIA	LUXEM- BOURG	NEDER- LAND	PORTU- GAL	UNITED KINGDOM	USA
	PRICE INDICES						1985 = 100	INDICES DE PRIX						
1989 Ø	119.8	122.0	128.0	105.8	210.9	137.9	119.4	108.8	129.6	113.2	95.0	187.6	113.3	113.5
1990 Ø	124.7	126.0	128.2	107.1	248.0	144.9	123.0	111.2	137.3	116.2	94.1	204.7	118.2	118.6
1991 Ø	129.9	131.3	130.5	109.8	288.6	152.7	127.2	112.8	144.8	120.3	92.7	227.7	121.3	123.0
1992 Ø	:	134.9	132.3	112.8	329.2	160.7	130.2	115.0	:	124.6	93.3	254.5	121.7	125.9
1990 J	121.4	123.8	119.6	106.3	225.3	141.9	121.3	0.0	134.2	114.9	86.4	198.7	113.8	111.2
1990 F	121.9	124.3	126.2	106.4	214.4	142.1	121.4	110.7	134.5	114.9	89.0	199.7	115.5	115.1
1990 M	123.3	125.0	131.4	106.6	238.4	142.4	121.8	0.0	135.3	114.9	94.5	199.2	116.5	120.3
1990 A	124.2	125.3	131.4	106.7	238.6	143.4	122.3	0.0	136.1	115.8	99.4	200.8	118.5	121.6
1990 M	124.6	125.6	131.4	106.9	239.9	144.1	122.6	111.4	136.5	116.3	99.0	202.1	119.1	120.2
1990 J	124.8	125.8	129.2	106.9	252.5	144.7	122.8	0.0	136.6	116.3	97.0	202.7	118.7	117.8
1990 J	123.5	125.8	119.6	107.0	244.5	144.8	122.8	0.0	136.8	116.3	88.7	202.5	115.4	115.2
1990 A	123.8	126.1	125.5	107.1	236.2	144.9	123.0	110.1	136.9	116.2	90.6	203.5	116.6	116.6
1990 S	125.5	126.6	131.4	107.4	250.8	145.5	123.6	0.0	137.8	116.3	95.0	205.2	119.7	121.3
1990 O	127.2	127.4	131.4	107.8	275.8	147.1	124.3	0.0	140.1	116.6	97.5	209.1	120.9	122.9
1990 N	128.1	128.0	131.4	108.2	279.8	148.8	125.0	112.5	141.0	117.5	97.1	215.8	121.9	122.0
1990 D	128.1	128.3	129.9	108.3	280.0	149.4	125.3	0.0	141.3	117.7	95.3	217.2	121.8	119.6
1991 J	126.4	129.1	120.3	108.5	267.3	149.6	125.4	0.0	141.3	118.0	86.4	218.1	116.6	118.0
1991 F	126.7	129.4	126.9	108.9	254.1	149.8	125.7	111.5	141.6	118.3	87.7	219.0	117.6	120.5
1991 M	128.1	130.3	132.8	109.3	268.7	150.4	126.0	0.0	142.5	118.5	92.9	220.9	119.4	123.2
1991 A	129.6	130.7	133.6	109.6	282.2	151.5	126.5	0.0	143.6	119.4	96.8	222.4	122.1	124.5
1991 M	129.9	131.0	133.6	109.5	283.0	152.1	126.7	112.5	144.2	120.3	96.5	224.0	122.6	123.8
1991 J	130.2	131.2	130.6	109.5	294.0	152.4	127.0	0.0	144.6	120.4	94.8	225.3	122.9	121.0
1991 J	128.7	131.3	124.0	109.6	285.0	152.6	127.1	0.0	144.7	120.4	87.2	228.8	117.8	119.2
1991 A	128.8	131.4	126.2	109.9	275.8	152.7	127.2	112.7	144.9	120.8	87.9	227.2	118.1	121.8
1991 S	131.1	131.9	134.3	110.3	296.6	153.3	128.3	0.0	145.4	120.9	93.7	228.8	123.2	125.6
1991 O	132.7	132.7	135.1	110.6	317.3	154.9	128.8	0.0	147.5	121.6	96.9	234.3	124.7	127.1
1991 N	133.4	133.4	135.1	111.2	319.7	156.5	128.8	114.7	148.6	122.4	96.6	240.9	125.1	127.3
1991 D	133.5	133.5	133.6	111.3	319.3	157.0	129.0	0.0	149.1	122.8	94.5	243.0	125.1	123.7
1992 J	131.2	133.5	122.5	111.4	300.7	157.3	129.1	0.0	149.2	122.6	85.4	244.1	117.9	121.9
1992 F	131.9	133.7	130.6	111.8	291.1	157.8	129.4	113.7	149.5	122.3	88.6	246.4	119.7	124.2
1992 M	133.7	134.1	135.1	112.1	322.5	158.3	129.8	0.0	150.3	122.4	94.9	248.0	121.8	127.6
1992 A	134.5	134.4	135.1	112.3	322.9	159.5	129.9	0.0	151.3	123.3	99.0	249.1	123.1	127.5
1992 M	134.8	134.5	135.1	112.5	324.3	159.9	130.0	116.3	151.9	124.2	97.9	252.3	123.1	127.3
1992 J	135.0	134.5	134.3	112.6	336.5	160.1	129.9	0.0	152.1	124.5	93.8	253.4	123.4	124.9
1992 J	133.3	134.6	125.5	112.7	325.8	160.2	130.1	0.0	152.4	124.3	86.2	254.3	117.9	123.0
1992 A	133.3	134.6	129.2	113.0	314.9	160.3	130.3	114.8	152.5	124.9	88.1	255.0	117.9	124.1
1992 S	135.4	135.1	134.3	113.4	326.4	161.3	130.8	0.0	153.1	125.0	95.0	256.4	123.2	127.2
1992 O	:	136.2	136.5	113.7	360.2	163.3	131.1	0.0	:	126.2	98.9	261.2	124.8	129.1
1992 N	:	136.6	135.8	113.9	362.2	165.1	131.2	115.2	:	127.5	98.2	266.4	124.2	128.5
1992 D	:	136.7	134.3	114.1	362.6	165.4	131.0	0.0	:	127.6	93.5	267.3	123.6	125.2

D2

CONSUMER PRICES

FOOTWEAR(INCL. REPAIRS)

PRIX A LA CONSOMMATION

CHAUSSURES(Y COMPRIS REPARATIONS)

	EUR12	BELGIQUE BELGIE	DANMARK	BR DEUTSCH LAND	ELLAS	ESPANA	FRANCE	IRELAND	ITALIA	LUXEM- BOURG	NEDER- LAND	PORTU- GAL	UNITED KINGDOM	USA	
	PRICE INDICES							1985 = 100	INDICES DE PRIX						
1989 Ø	119.8	114.3	112.6	106.5	191.5	130.6	116.1	104.8	129.7	114.3	94.6	152.9	115.4	111.7	
1990 Ø	125.3	116.2	118.7	108.8	221.8	136.8	120.3	105.7	137.0	118.6	93.6	165.5	122.3	114.7	
1991 Ø	131.1	120.0	126.1	111.7	259.2	143.8	123.7	107.6	143.9	122.1	92.3	188.1	128.1	118.1	
1992 Ø	:	123.4	129.1	115.3	293.1	150.4	126.7	110.2	:	125.6	93.9	213.0	128.1	122.1	
1990 J	122.3	115.0	113.7	107.6	205.3	134.0	118.2	0.0	134.0	116.2	86.7	159.2	118.1	110.5	
1990 F	122.7	115.3	116.0	107.9	199.4	134.2	118.3	105.5	134.3	116.2	89.7	158.8	119.4	111.9	
1990 M	123.5	115.7	117.6	108.2	211.7	134.5	118.6	0.0	135.3	117.2	91.5	159.9	120.1	114.2	
1990 A	125.3	115.9	117.6	108.4	212.0	135.4	125.5	0.0	136.0	117.4	97.6	160.7	120.9	115.9	
1990 M	124.8	116.0	117.6	108.6	212.2	136.0	119.4	105.5	136.6	118.2	98.0	161.8	121.7	115.8	
1990 J	125.2	116.1	117.6	108.6	226.2	136.4	119.6	0.0	136.8	119.2	97.6	162.6	122.1	114.6	
1990 J	124.6	116.2	115.2	108.7	218.9	136.5	119.8	0.0	136.9	119.2	88.0	164.1	121.0	113.4	
1990 A	125.0	116.3	119.9	108.8	211.9	136.6	120.0	105.2	137.0	119.2	90.3	164.6	122.6	113.6	
1990 S	126.0	116.7	121.5	109.3	223.2	137.3	120.2	0.0	137.7	119.2	95.0	165.6	123.8	115.9	
1990 O	127.5	117.0	122.3	109.8	245.6	139.0	121.0	0.0	139.1	119.9	96.5	170.4	125.2	117.7	
1990 N	128.4	117.2	122.3	110.1	247.4	140.5	121.7	106.6	139.9	120.7	96.5	178.4	126.1	116.9	
1990 D	128.7	117.5	123.1	110.2	247.4	141.1	121.7	0.0	140.2	121.1	96.1	179.9	126.5	115.7	
1991 J	128.0	118.6	119.1	110.4	240.5	141.3	121.8	0.0	140.6	120.0	85.0	180.4	124.9	114.6	
1991 F	128.4	119.0	123.8	110.5	233.6	141.4	122.0	106.3	141.0	120.0	87.0	180.8	125.8	115.7	
1991 M	129.0	119.3	125.4	110.9	240.8	141.9	122.3	0.0	141.7	120.0	87.0	181.9	126.5	118.0	
1991 A	130.2	119.5	126.2	111.2	248.6	142.6	123.0	0.0	142.5	122.0	91.3	183.2	128.8	119.1	
1991 M	131.0	119.6	126.2	111.3	249.9	143.2	123.4	107.7	143.3	122.6	96.4	186.4	129.4	118.9	
1991 J	131.4	119.8	125.4	111.4	267.1	143.5	123.6	0.0	143.7	122.6	96.3	187.8	129.2	117.4	
1991 J	130.6	119.9	123.8	111.5	258.9	143.6	123.7	0.0	143.8	122.6	86.4	188.0	127.2	116.6	
1991 A	130.9	120.2	127.0	111.7	250.9	143.7	123.8	107.3	144.0	122.6	91.6	189.8	127.3	117.4	
1991 S	132.0	120.4	128.5	112.4	268.8	144.3	124.2	0.0	144.7	122.6	95.4	190.6	128.7	119.4	
1991 O	133.1	121.1	129.3	112.9	282.8	145.7	124.9	0.0	146.3	123.1	97.3	184.8	129.6	120.6	
1991 N	134.0	121.2	129.3	113.1	284.3	147.1	125.5	109.0	147.3	123.8	97.1	200.0	129.4	120.6	
1991 D	134.4	121.3	128.5	113.2	284.3	147.5	125.8	0.0	147.5	123.9	96.4	203.5	130.4	119.0	
1992 J	133.3	121.3	123.8	113.5	275.7	147.8	126.1	0.0	147.8	122.9	82.5	205.3	127.2	118.5	
1992 F	133.9	121.4	127.8	114.0	271.3	148.0	126.4	108.4	148.0	122.9	89.0	207.0	127.7	119.6	
1992 M	134.5	121.8	129.3	114.5	284.7	145.5	126.6	0.0	148.6	122.9	93.7	207.7	128.3	122.0	
1992 A	135.5	123.9	129.3	114.8	284.9	149.3	126.8	0.0	149.5	124.8	99.2	209.4	128.5	122.7	
1992 M	135.9	121.7	129.3	115.0	286.2	149.8	127.1	111.1	150.2	125.2	99.5	211.7	128.5	123.1	
1992 J	135.9	121.7	129.3	115.1	285.1	149.9	127.0	0.0	150.6	126.0	97.0	212.9	128.7	122.5	
1992 J	135.3	124.1	128.5	115.2	290.0	150.1	127.0	0.0	150.8	126.0	85.5	214.2	125.9	121.5	
1992 A	135.4	123.7	128.5	115.5	278.5	150.2	127.3	110.1	151.1	126.0	90.1	214.6	125.5	122.0	
1992 S	:	124.8	130.9	116.0	291.8	151.1	127.8	0.0	:	126.2	97.1	215.2	128.0	123.4	
1992 O	:	125.3	130.9	116.5	322.1	153.0	128.1	0.0	:	127.7	98.8	216.7	129.8	124.2	
1992 N	:	125.5	130.9	116.8	323.4	154.7	128.4	111.3	:	128.3	98.7	220.1	129.8	123.1	
1992 D	:	125.5	130.9	116.9	323.4	155.1	121.9	0.0	:	128.3	95.6	221.3	129.5	122.2	

CONSUMER PRICES

RENT, HEATING AND LIGHTING (1)

PRIX A LA CONSOMMATION

LOYERS, CHAUFFAGE ET ECLAIRAGE (1)

	EUR12	BELGIQUE BELGIE	DANMARK	BR DEUTSCH LAND	ELLAS	ESPANA	FRANCE	IRELAND	ITALIA	LUXEM- BOURG	NEDER- LAND	PORTU- GAL	UNITED KINGDOM	USA
	PRICE INDICES						1985 = 100		INDICES DE PRIX					
1989 Ø	115.8	96.7	122.4	101.0	173.7	124.8	113.4	104.6	115.6	89.3	99.0	144.6	138.2	114.1
1990 Ø	125.9	100.4	128.4	104.7	215.0	134.6	119.1	107.7	127.5	94.2	103.5	168.5	163.3	119.2
1991 Ø	131.9	103.6	133.3	109.2	271.7	144.3	124.7	111.7	138.8	97.9	108.8	197.3	163.4	124.0
1992 Ø	:	106.6	136.3	113.9	318.8	153.5	129.2	113.6	:	100.0	113.0	215.9	163.3	127.6
1990 J	121.1	99.2	125.6	103.4	187.5	129.1	117.5	0.0	124.0	94.4	101.8	154.2	147.5	116.8
1990 F	121.1	98.7	125.6	103.0	189.4	131.7	117.0	107.0	123.5	93.1	101.9	154.5	148.1	117.0
1990 M	121.9	99.0	125.6	103.2	192.4	132.5	116.9	0.0	123.9	92.1	101.9	161.0	151.5	117.6
1990 A	124.4	99.3	125.0	103.5	193.7	133.4	117.6	0.0	125.0	92.2	102.0	165.5	163.5	117.6
1990 M	125.1	99.0	127.7	103.7	214.8	133.9	117.8	106.5	124.9	92.0	102.0	165.5	165.2	117.9
1990 J	125.3	98.7	127.0	103.7	216.1	134.4	117.7	0.0	124.8	91.4	102.0	165.8	166.5	119.0
1990 J	126.0	99.0	127.7	104.0	217.5	135.1	118.0	0.0	125.3	90.8	104.9	166.2	167.8	119.9
1990 A	127.4	100.2	129.7	105.2	224.2	135.7	119.4	107.3	127.8	92.3	105.0	166.4	169.2	120.8
1990 S	128.3	101.7	131.0	105.7	231.3	136.4	120.3	0.0	128.9	94.0	105.1	174.7	170.1	121.1
1990 O	130.3	104.0	131.7	107.0	233.3	137.0	122.6	0.0	133.4	97.5	105.1	177.7	171.6	121.2
1990 N	130.1	103.5	132.4	106.7	237.8	137.7	122.3	110.0	134.4	100.4	105.1	185.4	169.5	121.0
1990 D	130.1	103.0	131.7	106.8	241.5	138.4	122.3	0.0	134.6	100.3	105.0	185.5	169.3	121.1
1991 J	131.7	103.5	132.4	107.8	248.0	141.5	123.8	0.0	137.7	99.2	106.2	186.7	170.4	122.3
1991 F	132.3	103.9	131.0	108.3	249.6	142.4	124.0	110.0	138.8	99.3	106.2	196.8	171.1	122.8
1991 M	131.9	102.0	132.4	107.3	253.4	142.7	123.2	0.0	139.0	99.7	106.0	197.9	171.3	123.0
1991 A	130.9	102.2	131.0	107.9	263.5	142.8	123.6	0.0	139.5	95.5	106.2	199.5	163.2	122.9
1991 M	130.6	102.7	133.7	108.5	265.6	143.5	123.7	111.5	136.0	95.8	106.4	197.8	162.1	123.2
1991 J	130.8	102.9	133.7	108.8	267.5	143.8	123.7	0.0	136.6	96.0	106.4	198.1	162.1	123.8
1991 J	131.5	103.6	133.7	109.5	274.4	144.3	124.4	0.0	137.6	96.8	111.4	198.2	161.2	124.5
1991 A	131.6	104.0	133.7	109.6	283.4	144.7	124.9	112.1	137.8	97.4	111.4	198.2	160.3	124.8
1991 S	132.0	104.4	133.7	110.2	284.8	145.0	125.1	0.0	138.6	97.8	111.4	198.2	160.4	125.0
1991 O	132.6	104.8	134.4	110.8	286.3	145.6	126.5	0.0	140.4	97.9	111.5	198.5	159.4	125.0
1991 N	133.2	104.9	135.1	111.1	289.9	147.2	126.8	113.3	141.7	100.2	111.4	198.5	159.7	125.0
1991 D	133.2	104.1	135.1	111.1	293.7	148.2	126.7	0.0	141.7	99.3	111.3	198.5	159.9	125.2
1992 J	133.8	104.1	134.4	111.4	304.1	149.6	127.2	0.0	143.2	99.1	110.6	203.4	160.3	125.9
1992 F	134.3	105.0	134.4	112.0	302.1	150.6	127.4	113.1	143.8	97.8	110.7	215.3	160.8	126.3
1992 M	134.3	105.2	134.4	112.3	302.2	151.6	127.5	0.0	143.4	99.1	110.7	215.7	159.6	126.7
1992 A	135.8	106.2	134.4	112.9	305.5	152.0	128.8	0.0	143.9	98.2	110.7	215.8	164.5	126.6
1992 M	136.1	106.7	137.1	113.4	307.9	152.6	128.8	113.8	144.1	99.1	110.7	216.7	164.8	126.8
1992 J	136.2	107.1	137.1	113.8	310.7	153.2	128.8	0.0	143.9	99.9	110.7	217.0	164.6	127.7
1992 J	137.0	107.4	137.1	114.0	313.1	153.8	129.7	0.0	144.8	100.3	115.3	217.8	164.9	128.3
1992 A	137.3	107.1	137.1	114.5	327.5	154.5	129.6	113.8	145.5	100.5	115.2	217.6	165.0	128.6
1992 S	:	107.3	137.1	114.9	337.8	155.3	129.6	0.0	:	99.6	115.3	217.8	165.1	128.4
1992 O	:	107.7	137.1	115.5	336.5	155.9	130.9	0.0	:	101.5	115.2	217.8	165.4	128.5
1992 N	:	108.0	138.4	116.2	335.2	156.7	131.0	113.7	:	102.1	115.2	217.8	163.9	128.5
1992 D	:	107.9	137.7	116.3	342.7	156.9	131.0	0.0	:	102.7	115.2	217.9	160.4	128.5

1) Y compris les loyers fictifs pour logement en propriété.

1) Including imputed rent for owner occupied accommodation.

2) Pas disponible pour le Portugal.

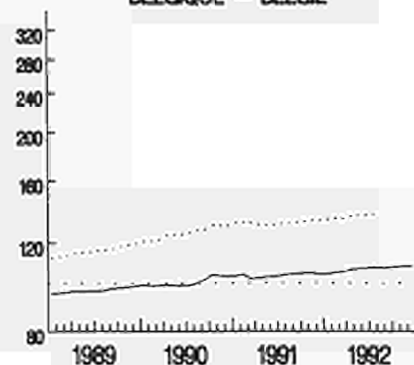
2) Not available for Portugal.

VERBRAUCHERPREISE
MIETE, HEIZUNG, BELEUCHTUNG

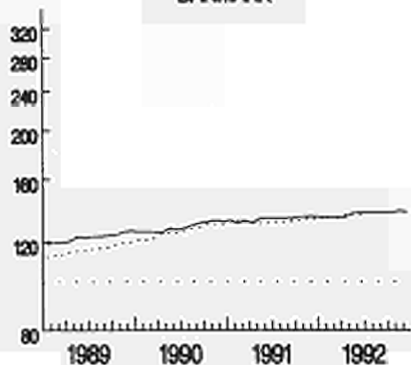
CONSUMER PRICES
RENT, FUEL, POWER
1985 = 100

PRIX A LA CONSOMMATION
LOGEMENT, CHAUFFAGE, ECLAIRAGE

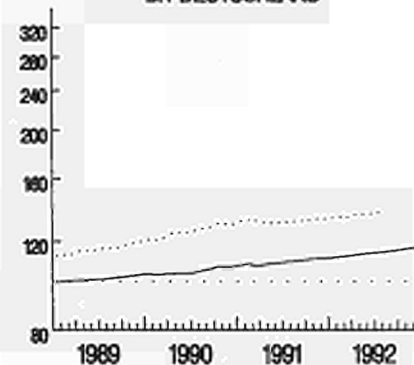
BELGIQUE - BELGIE



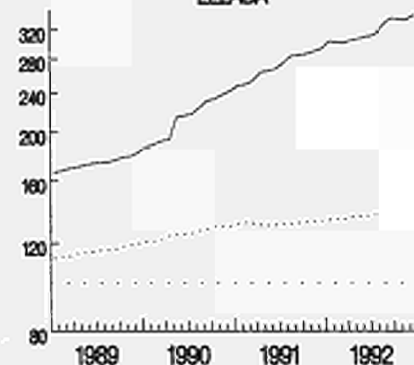
DANMARK



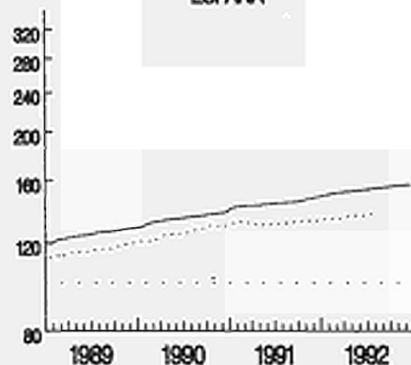
BR DEUTSCHLAND



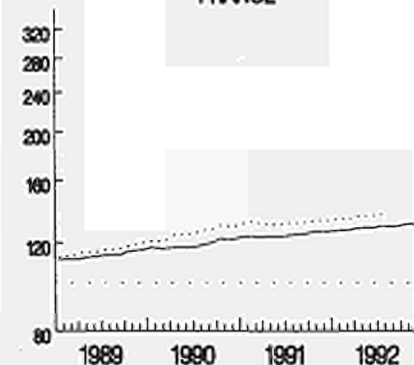
ELLADA



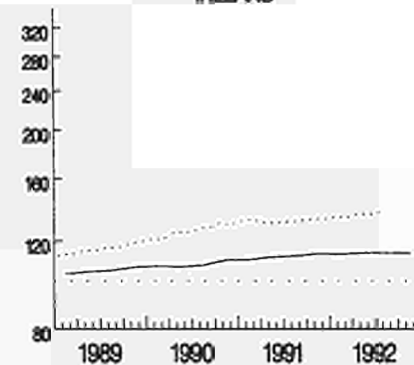
ESPAÑA



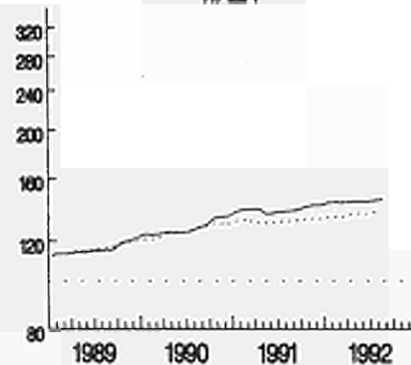
FRANCE



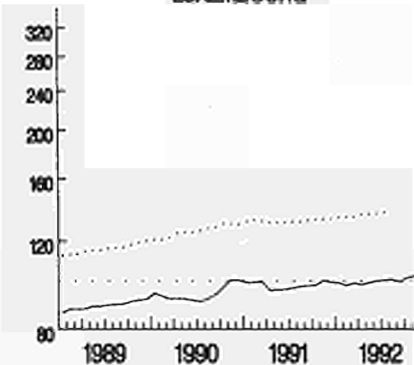
IRELAND



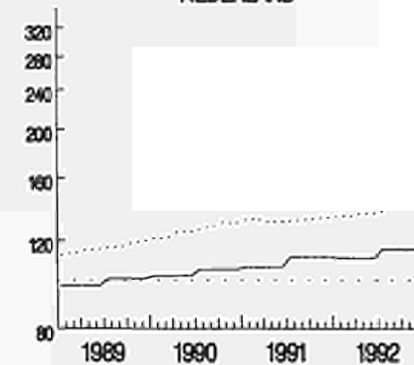
ITALIA



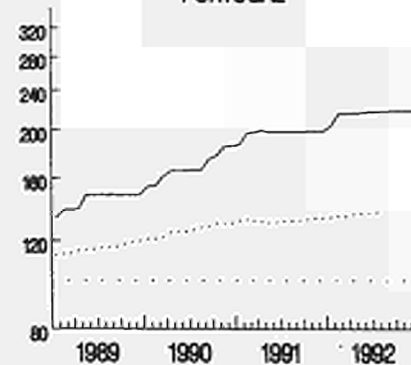
LUXEMBOURG



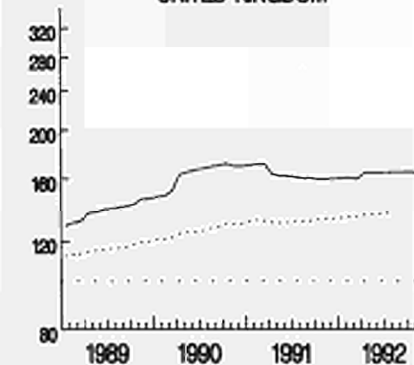
NEDERLAND



PORTUGAL



UNITED KINGDOM



EINFACH-LOGARITHMISCHE SKALA

SEMI-LOGARITHMIC SCALE

ECHELLE SEMI-LOGARITHMIQUE



EUR 12

CONSUMER PRICES

E1

PRIX A LA CONSOMMATION

RENTS AND WATER CHARGES (1),(2),(3)

LOYERS ET CHARGES D'EAU (1),(2),(3)

	EUR12	BELGIQUE BELGIE	DANMARK	BR DEUTSCH LAND	ELLAS	ESPANA	FRANCE	IRELAND	ITALIA	LUXEM- BOURG	NEDER- LAND	PORTU- GAL	UNITED KINGDOM	USA
	PRICE INDICES					1985 = 100			INDICES DE PRIX					
1989 Ø	127.4	113.7	123.8	108.8	198.5	121.7	124.6	123.9	129.1	131.1	110.5	:	150.2	121.0
1990 Ø	139.5	117.7	130.6	112.5	244.3	130.6	130.7	128.1	137.8	138.8	113.7	:	181.9	127.5
1991 Ø	144.7	121.7	136.5	117.3	312.5	141.4	137.3	134.8	146.8	149.2	118.5	:	176.0	133.2
1992 Ø	:	127.8	141.4	123.8	371.6	146.5	144.9	141.4	:	161.4	124.9	:	173.5	137.7
1990 J	132.8	115.8	127.9	110.6	214.3	125.0	128.4	0.0	134.9	135.1	112.1	:	162.0	124.1
1990 F	133.5	116.3	127.9	111.0	217.6	127.2	128.6	126.7	135.2	135.1	112.1	:	163.0	124.4
1990 M	134.8	116.7	127.9	111.3	222.7	128.2	128.7	0.0	135.5	135.1	112.1	:	167.7	125.5
1990 A	138.9	117.1	127.9	111.7	225.8	128.2	130.1	0.0	136.8	137.5	112.2	:	183.8	125.7
1990 M	139.7	117.4	131.3	112.0	243.0	129.5	130.2	127.8	137.0	137.5	112.2	:	185.1	126.0
1990 J	140.1	117.6	131.3	112.3	246.2	130.2	130.3	0.0	137.1	137.5	112.2	:	186.2	127.1
1990 J	141.1	118.2	131.3	112.7	248.5	130.8	131.1	0.0	138.0	140.1	115.3	:	187.7	128.5
1990 A	141.6	118.3	131.3	113.1	251.3	131.5	131.1	128.8	138.1	140.1	115.3	:	189.0	129.7
1990 S	142.0	118.4	132.0	113.4	254.9	132.1	131.2	0.0	138.2	140.1	115.3	:	189.9	129.6
1990 O	143.3	118.6	132.0	113.6	258.5	133.8	132.8	0.0	140.9	142.5	115.3	:	191.1	129.7
1990 N	143.2	119.0	133.3	113.9	269.7	134.8	132.9	129.3	141.1	142.5	115.3	:	188.5	129.7
1990 D	143.5	118.9	133.3	114.2	279.4	136.1	132.9	0.0	141.2	142.5	115.3	:	188.3	130.0
1991 J	144.6	119.2	134.0	114.6	289.8	137.4	134.5	0.0	142.5	145.1	115.6	:	189.5	131.2
1991 F	145.2	119.9	134.0	115.1	292.7	138.0	134.7	131.9	143.0	145.4	115.6	:	190.3	131.7
1991 M	145.7	120.3	134.0	115.7	302.1	138.7	134.8	0.0	143.2	146.6	115.6	:	191.1	132.3
1991 A	143.8	120.6	134.0	116.2	306.4	140.0	136.5	0.0	144.8	147.7	115.6	:	177.6	132.3
1991 M	143.6	120.9	137.4	116.8	310.3	140.7	136.6	134.5	145.4	148.3	115.6	:	174.5	132.3
1991 J	144.0	121.4	137.4	117.3	313.3	142.0	136.8	0.0	146.8	149.0	115.6	:	173.5	132.8
1991 J	144.3	122.3	137.4	117.8	312.1	142.3	137.8	0.0	147.6	149.5	121.4	:	171.3	133.7
1991 A	144.1	122.5	137.4	118.1	315.4	142.6	137.8	136.0	147.9	149.9	121.4	:	169.8	134.2
1991 S	144.3	122.8	137.4	118.5	318.1	143.3	138.0	0.0	147.9	150.6	121.4	:	169.6	134.3
1991 O	144.9	123.1	137.4	118.9	321.1	143.6	139.8	0.0	150.3	151.9	121.4	:	168.0	134.5
1991 N	145.4	123.5	138.8	119.3	329.9	143.9	139.9	136.9	151.0	152.9	121.4	:	168.3	134.7
1991 D	145.8	123.7	138.8	119.8	338.9	144.3	140.0	0.0	151.2	153.4	121.4	:	168.7	135.0
1992 J	146.9	125.0	139.5	120.4	344.4	144.9	141.4	0.0	153.2	155.8	121.8	:	169.3	135.9
1992 F	147.4	126.0	139.5	121.1	348.5	145.2	141.6	138.5	153.5	158.0	121.8	:	169.8	136.4
1992 M	147.3	126.8	139.5	121.7	354.1	145.4	141.9	0.0	153.8	158.4	121.8	:	167.9	137.0
1992 A	149.8	127.1	139.5	122.3	358.4	145.6	144.1	0.0	155.0	159.0	121.9	:	175.6	136.8
1992 M	150.2	127.3	141.5	122.9	362.4	145.7	144.3	141.5	155.6	159.9	121.9	:	175.8	136.8
1992 J	150.4	127.9	142.2	123.4	366.3	145.9	144.4	0.0	155.6	160.7	121.9	:	175.9	137.6
1992 J	151.2	128.1	142.2	123.8	370.7	146.2	145.9	0.0	156.5	161.2	127.9	:	175.6	138.3
1992 A	151.6	128.4	142.2	124.6	373.1	146.5	146.0	142.2	156.8	161.7	128.0	:	175.9	138.7
1992 S	:	128.8	142.2	125.2	377.4	147.2	146.0	0.0	:	162.4	128.0	:	176.3	138.4
1992 O	:	129.1	142.2	125.9	384.3	148.2	147.8	0.0	:	165.6	128.0	:	176.8	138.9
1992 N	:	129.3	143.5	126.7	403.8	148.2	147.9	143.6	:	165.9	128.0	:	174.2	138.8
1992 D	:	129.6	143.5	127.2	415.9	148.5	148.0	0.0	:	167.6	128.0	:	169.0	138.9

1) Y compris les loyers fictifs pour logement en propriété.

1) Including imputed rent for owner occupied accommodation.

2) Pas disponible pour le Portugal.

2) Not available for Portugal.

F

CONSUMER PRICES

PRIX A LA CONSOMMATION

HOUSEHOLD GOODS AND SERVICES

BIENS ET SERVICES DE MENAGE

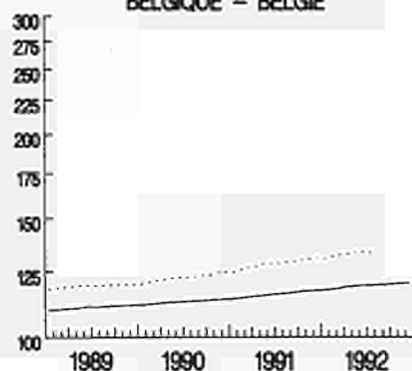
	EUR12	BELGIQUE BELGIE	DANMARK	BR DEUTSCH LAND	ELLAS	ESPANA	FRANCE	IRELAND	ITALIA	LUXEM- BOURG	NEDER- LAND	PORTU- GAL	UNITED KINGDOM	USA	
	PRICE INDICES							1985 = 100	INDICES DE PRIX						
1989 Ø	119.1	110.8	114.0	104.9	186.5	124.5	113.7	110.1	124.4	110.0	104.6	154.9	112.1	107.2	
1990 Ø	122.7	112.9	117.3	107.3	215.4	130.8	117.1	112.8	131.0	113.4	106.5	177.6	118.1	109.2	
1991 Ø	128.6	115.8	120.0	110.5	252.5	137.5	120.9	116.7	138.5	117.7	109.0	200.6	126.0	111.8	
1992 Ø	:	119.3	123.1	114.4	283.6	145.0	123.9	120.0	:	123.5	111.8	231.3	130.4	113.7	
1990 J	120.1	111.8	115.0	106.1	197.8	127.3	115.1	0.0	127.7	111.3	105.7	172.0	114.4	108.1	
1990 F	120.7	112.0	115.7	106.3	196.3	128.0	115.5	111.8	129.0	112.2	105.9	173.0	115.3	108.7	
1990 M	121.4	112.3	116.4	106.5	208.3	129.0	116.2	0.0	129.3	112.9	106.0	173.8	116.4	108.7	
1990 A	121.9	112.6	117.0	106.8	210.1	129.7	116.7	0.0	129.6	112.9	106.2	174.7	117.0	108.7	
1990 M	122.5	112.7	117.0	107.1	214.4	130.5	117.0	112.2	130.8	113.1	106.4	176.4	117.7	109.1	
1990 J	122.8	113.0	117.0	107.2	217.2	131.2	117.3	0.0	131.0	113.4	106.4	177.8	118.1	109.0	
1990 J	122.8	113.1	117.0	107.5	213.3	131.6	117.4	0.0	131.1	113.6	106.4	178.9	117.5	109.5	
1990 A	123.2	113.2	117.7	107.6	209.3	131.8	117.7	113.0	131.6	113.8	106.6	179.7	118.6	109.2	
1990 S	123.6	113.4	118.4	107.7	220.9	131.8	117.8	0.0	131.8	114.2	106.8	181.2	119.6	109.7	
1990 O	124.1	113.5	118.4	108.1	226.4	132.6	118.2	0.0	132.2	114.3	107.0	182.0	120.2	110.1	
1990 N	124.7	113.8	118.4	108.2	234.8	133.0	118.1	114.2	133.9	114.4	107.1	183.5	121.0	109.7	
1990 D	125.0	114.0	119.1	108.3	235.8	133.6	118.3	0.0	134.1	114.9	107.2	178.1	121.6	109.6	
1991 J	125.0	114.1	119.1	108.5	234.1	134.1	118.6	0.0	134.3	115.6	107.9	184.7	120.1	110.0	
1991 F	126.1	114.5	119.1	108.9	232.6	134.8	119.1	114.6	136.4	115.8	108.2	196.6	121.6	111.4	
1991 M	126.8	114.8	119.1	109.3	239.7	135.9	120.0	0.0	136.5	116.3	108.5	197.5	122.8	111.5	
1991 A	127.6	115.1	119.8	109.6	247.5	136.7	120.6	0.0	136.8	116.8	108.5	199.8	125.0	111.7	
1991 M	128.6	115.3	119.8	110.3	251.9	137.0	121.0	116.6	138.5	117.3	108.9	201.3	126.6	112.1	
1991 J	128.9	115.8	119.8	110.5	254.2	137.8	121.2	0.0	138.6	117.7	109.1	201.5	127.0	111.7	
1991 J	128.8	116.0	119.8	110.6	249.0	138.1	121.4	0.0	138.7	118.3	109.1	202.2	126.0	112.1	
1991 A	129.3	116.2	119.8	111.1	244.8	138.3	121.6	117.4	139.5	118.6	109.3	203.0	127.3	112.0	
1991 S	129.8	116.6	120.5	111.3	261.7	138.7	121.8	0.0	139.6	118.8	109.4	203.3	128.3	112.2	
1991 O	130.1	117.0	121.2	111.5	268.6	139.2	121.8	0.0	139.9	119.0	109.7	204.5	128.3	112.2	
1991 N	130.8	117.2	121.2	112.2	272.1	139.5	121.8	118.4	141.5	119.1	109.8	204.9	128.9	112.3	
1991 D	131.1	117.3	121.2	112.4	274.0	139.9	121.9	0.0	141.7	119.2	109.9	208.1	129.6	112.1	
1992 J	131.0	117.5	121.9	112.6	269.6	140.6	122.2	0.0	141.7	121.4	110.6	212.6	127.7	112.5	
1992 F	131.8	117.9	121.9	113.1	268.4	141.6	122.6	119.4	143.1	122.1	110.9	215.8	128.8	113.1	
1992 M	132.6	118.2	122.5	113.4	281.6	143.1	123.4	0.0	143.3	122.7	111.4	217.6	130.0	113.5	
1992 A	133.0	119.0	123.2	113.8	283.4	143.7	123.6	0.0	143.6	123.1	111.6	229.2	130.2	113.7	
1992 M	133.6	119.2	123.2	114.2	286.1	144.1	123.9	120.6	144.8	123.5	111.8	233.0	130.7	113.6	
1992 J	133.9	119.5	123.2	114.4	288.5	144.9	124.1	0.0	145.0	123.5	111.9	234.6	130.7	113.9	
1992 J	133.7	119.6	123.2	114.5	279.2	145.1	124.3	0.0	145.1	123.8	112.0	236.0	129.2	114.1	
1992 A	134.1	119.7	123.2	114.9	270.9	145.6	124.4	120.5	145.9	123.9	112.1	236.8	130.0	114.0	
1992 S	:	119.8	123.2	115.1	282.8	146.7	124.6	0.0	:	124.3	112.3	238.4	131.1	114.0	
1992 O	:	120.1	123.9	115.4	295.8	147.4	124.8	0.0	:	124.4	112.4	239.4	131.4	114.1	
1992 N	:	120.3	123.9	115.7	298.0	148.1	124.5	119.5	:	124.6	112.4	240.8	131.9	114.2	
1992 D	:	120.4	123.9	115.8	298.8	148.7	124.6	0.0	:	124.7	112.4	241.3	132.8	113.9	

VERBRAUCHERPREISE
WAREN U. DIENSTEN FÜR DEN HAUSHALT

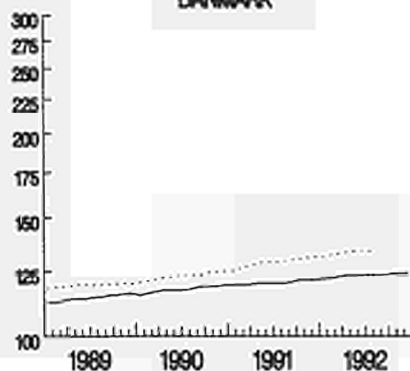
CONSUMER PRICES
HOUSEHOLD GOODS AND SERVICES
 1985 = 100

PRIX A LA CONSOMMATION
BIENS ET SERVICES POUR LE MENAGE

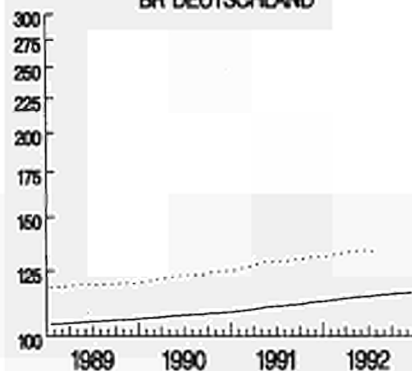
BELGIQUE - BELGIE



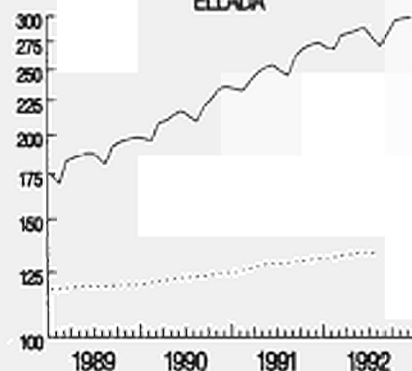
DANMARK



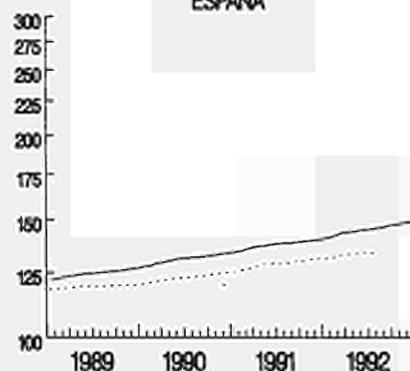
BR DEUTSCHLAND



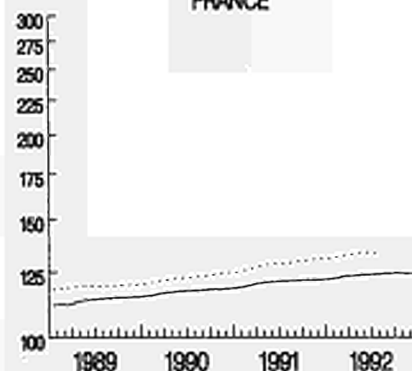
ELLADA



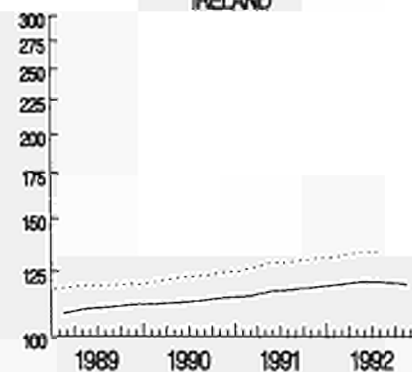
ESPAÑA



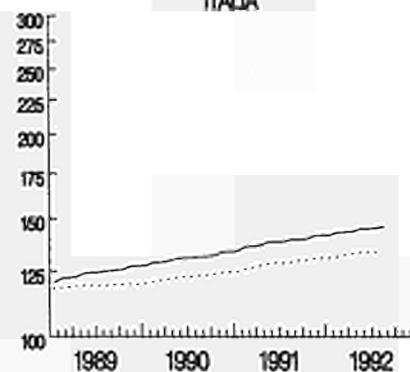
FRANCE



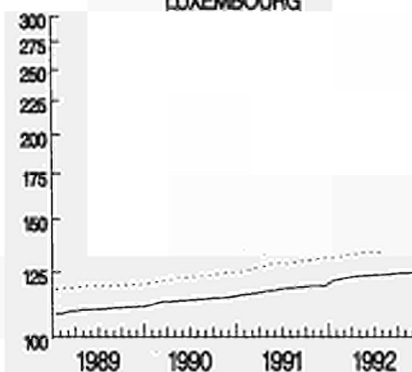
IRELAND



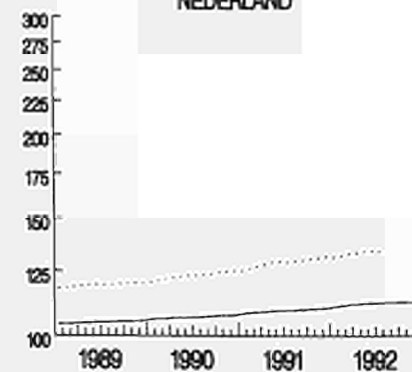
ITALIA



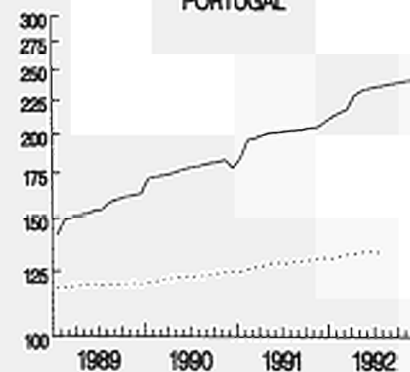
LUXEMBOURG



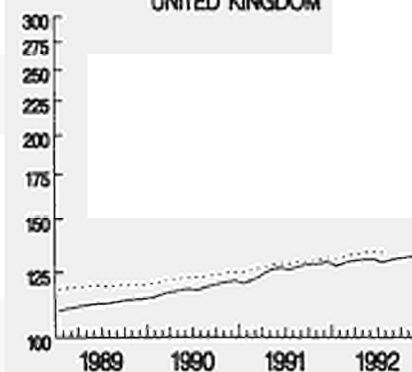
NEDERLAND



PORTUGAL



UNITED KINGDOM



ENFACH - LOGARITHMISCHE SKALA

SEM - LOGARITHMIC SCALE

ECHELLE SEM - LOGARITHMIQUE



EUR 12

CONSUMER PRICES

FURNITURE, FLOORCOVERINGS, HOUSEHOLD TEXTILES

PRIX A LA CONSOMMATION

MEUBLES, REVETMENTS DE SOL, TEXTILE DE MENAGE

	EUR12	BELGIQUE BELGIE	DANMARK	BR DEUTSCH LAND	ELLAS	ESPAÑA	FRANCE	IRELAND	ITALIA	LUXEM- BOURG	NEDER- LAND	PORTU- GAL	UNITED KINGDOM	USA
	PRICE INDICES					1985 = 100		INDICES DE PRIX						
1989 J	115.8	111.3	114.0	104.3	188.8	126.9	115.4	109.3	127.7	113.4	103.6	174.0	114.8	104.6
1990 J	120.4	113.4	117.8	106.2	218.2	134.1	119.5	112.6	135.1	117.1	105.1	186.6	119.8	105.7
1991 J	126.0	116.5	121.3	108.9	255.4	141.9	124.0	114.6	143.6	122.0	107.2	204.2	126.3	106.6
1992 J	:	119.0	125.2	111.8	284.7	150.5	127.8	116.7	:	128.5	109.6	226.3	129.8	108.0
1990 J	117.8	112.3	115.6	105.2	201.1	130.3	116.9	0.0	131.2	114.8	104.2	177.3	116.6	105.2
1990 F	118.5	112.6	116.1	105.5	199.4	131.0	117.3	111.4	133.2	116.3	104.7	179.4	117.6	106.0
1990 M	119.4	112.8	116.9	105.8	211.6	131.7	118.7	0.0	133.4	116.6	104.8	180.4	119.4	106.0
1990 A	119.8	113.1	117.5	105.9	213.7	132.5	119.3	0.0	133.6	116.7	104.9	183.5	119.6	105.7
1990 M	120.4	113.1	117.5	106.2	215.9	133.6	119.7	112.5	134.9	116.7	105.2	185.2	120.5	105.8
1990 J	120.7	113.3	117.3	106.3	219.7	134.5	120.0	0.0	135.0	117.0	105.2	186.3	120.9	105.4
1990 J	120.5	113.4	117.9	106.4	214.5	135.0	120.0	0.0	135.0	117.1	104.9	185.9	119.3	105.9
1990 A	120.8	113.6	118.0	106.5	208.8	135.3	120.2	112.8	135.6	117.3	105.2	188.7	121.0	105.6
1990 S	121.1	113.7	119.0	106.6	223.7	135.6	120.5	0.0	135.7	117.7	105.3	190.1	119.6	106.0
1990 O	121.5	113.9	119.0	106.8	228.3	136.0	120.8	0.0	136.1	117.9	105.5	192.0	120.2	106.5
1990 N	122.3	114.2	119.0	106.8	240.6	136.8	120.4	113.8	138.8	118.0	105.6	194.6	121.0	105.7
1990 D	122.5	114.4	119.6	106.8	241.5	137.3	120.8	0.0	138.9	118.7	105.7	196.2	121.6	105.2
1991 J	122.5	114.7	119.6	107.1	238.9	137.9	120.9	0.0	138.9	119.7	106.7	196.1	120.1	105.6
1991 F	123.4	115.2	120.0	107.7	235.3	138.8	121.4	113.6	141.3	120.1	106.9	199.4	121.6	106.4
1991 M	124.3	115.6	120.3	108.1	243.4	139.6	123.1	0.0	141.4	120.6	107.0	200.3	122.8	106.6
1991 A	125.2	115.9	121.1	108.4	251.1	140.8	123.9	0.0	141.6	121.1	106.7	201.9	125.5	106.5
1991 M	126.1	116.1	120.8	108.8	254.6	141.5	124.3	114.4	143.6	121.1	106.9	204.2	127.5	107.2
1991 J	126.4	116.4	121.0	109.0	256.1	142.2	124.7	0.0	143.7	121.5	107.0	204.5	127.7	106.6
1991 J	126.1	116.6	121.0	109.2	249.2	142.7	124.8	0.0	143.9	122.6	107.0	205.8	125.0	107.1
1991 A	126.4	116.7	121.5	109.4	242.2	143.0	125.0	114.6	144.6	123.1	107.2	205.0	127.0	106.7
1991 S	127.2	117.1	122.4	109.6	262.9	143.2	125.2	0.0	144.7	123.2	107.2	205.7	128.7	106.8
1991 O	127.6	117.8	122.5	109.8	273.7	143.7	125.1	0.0	145.1	123.5	107.6	207.2	128.9	106.8
1991 N	128.3	117.9	122.8	110.1	277.9	144.3	124.8	115.8	147.0	123.6	107.8	209.5	129.8	106.7
1991 D	128.6	118.0	122.7	110.2	279.1	144.8	125.1	0.0	147.1	123.7	107.9	210.9	131.0	106.2
1992 J	128.2	118.1	123.5	110.5	273.7	145.6	125.4	0.0	147.1	126.4	108.4	216.9	126.4	106.9
1992 F	129.0	118.4	124.1	110.9	272.4	146.7	125.9	115.9	148.5	127.2	108.9	218.6	128.2	107.8
1992 M	130.0	118.5	124.8	111.2	283.6	147.9	127.4	0.0	148.7	127.7	109.2	220.1	130.1	108.5
1992 A	130.2	118.7	125.3	111.3	285.3	149.1	127.5	0.0	149.0	128.1	109.5	223.2	129.7	108.8
1992 M	130.9	118.7	125.5	111.7	287.4	149.7	127.9	117.3	150.8	128.4	109.8	225.6	130.4	108.3
1992 J	131.1	118.9	125.5	111.8	288.6	150.5	128.2	0.0	150.9	128.4	109.8	226.7	129.9	108.2
1992 J	130.7	119.0	125.3	111.9	276.7	150.9	128.5	0.0	151.0	128.6	109.7	227.9	127.5	108.5
1992 A	131.0	119.1	125.5	112.0	267.0	151.6	128.6	116.6	151.9	128.5	109.8	228.9	129.3	108.1
1992 S	:	119.2	126.0	112.2	281.9	152.4	128.7	0.0	:	129.2	109.9	230.3	130.7	107.9
1992 O	:	119.9	125.8	112.4	298.6	153.1	129.0	0.0	:	129.5	110.1	231.8	130.5	108.1
1992 N	:	120.0	125.8	112.8	301.2	153.9	128.1	116.9	:	129.7	110.2	232.6	131.1	108.2
1992 D	:	120.0	125.8	112.9	300.3	154.4	128.1	0.0	:	129.8	110.1	233.5	133.4	107.8

F2

CONSUMER PRICES

HOUSEHOLD APPLIANCES, UTENSILS AND SERVICES

PRIX A LA CONSOMMATION

APPAREILS, USTENSILES ET SERVICES DE MENAGE

	EUR12	BELGIQUE BELGIE	DANMARK	BR DEUTSCH LAND	ELLAS	ESPANA	FRANCE	IRELAND	ITALIA	LUXEM- BOURG	NEDER- LAND	PORTU- GAL	UNITED KINGDOM	USA
	PRICE INDICES						1985 = 100		INDICES DE PRIX					
1989 Ø	115.4	110.6	113.8	105.4	184.2	122.6	112.3	110.6	123.7	105.1	105.5	139.5	110.9	110.9
1990 Ø	120.4	112.7	116.6	108.1	209.3	128.3	115.2	113.1	129.1	108.6	107.7	156.4	118.3	114.1
1991 Ø	126.3	115.7	119.4	111.7	243.6	134.2	118.5	117.8	136.0	112.1	111.6	173.2	126.2	119.4
1992 Ø	:	119.7	121.7	116.3	270.9	140.8	120.9	121.5	:	117.0	113.7	196.9	130.7	122.3
1990 J	117.5	111.6	114.8	106.7	192.0	125.0	113.7	0.0	126.0	106.6	106.9	151.3	113.4	112.2
1990 F	117.9	111.7	115.1	106.8	187.3	125.6	114.0	112.2	127.1	106.9	107.0	152.2	114.2	112.6
1990 M	118.7	112.1	115.8	106.9	204.1	126.9	114.3	0.0	127.4	108.2	107.2	153.0	115.0	112.7
1990 A	119.2	112.4	116.0	107.4	205.4	127.5	114.6	0.0	127.7	107.8	107.3	153.4	115.9	113.1
1990 M	119.9	112.5	116.3	107.8	209.8	128.2	114.8	112.4	128.9	108.4	107.5	154.9	116.5	113.8
1990 J	120.2	112.8	116.7	107.9	212.0	128.7	115.2	0.0	129.1	108.6	107.5	156.0	116.9	114.3
1990 J	120.2	112.9	116.7	108.3	205.7	128.9	115.3	0.0	129.2	109.0	107.6	156.9	116.7	114.7
1990 A	120.4	113.0	116.7	108.4	198.0	129.1	115.6	113.3	129.7	109.3	107.9	157.9	117.5	114.5
1990 S	121.8	113.2	117.4	108.9	215.6	129.3	115.7	0.0	130.0	109.4	108.1	159.0	122.7	115.1
1990 O	122.3	113.4	117.7	109.0	221.7	130.0	116.2	0.0	130.4	109.5	108.4	159.7	122.8	115.3
1990 N	123.0	113.5	117.9	109.3	229.6	130.2	116.2	114.7	131.6	109.6	108.5	161.1	123.7	115.7
1990 D	123.3	113.7	118.4	109.4	230.6	130.7	116.3	0.0	131.9	109.8	108.5	161.4	124.3	115.5
1991 J	123.0	113.9	118.4	109.6	227.7	131.2	116.8	0.0	132.1	110.2	110.3	162.3	120.8	115.4
1991 F	123.8	114.3	117.7	109.8	221.5	131.7	117.2	115.2	133.9	110.4	110.6	169.5	123.1	118.0
1991 M	124.7	114.6	118.9	110.3	230.5	133.1	117.5	0.0	134.1	110.8	110.9	170.2	124.4	119.0
1991 A	125.2	114.9	119.2	110.5	241.1	133.6	118.0	0.0	134.3	111.4	110.3	171.6	124.8	119.4
1991 M	126.1	115.4	119.6	111.3	245.5	133.7	118.3	117.7	135.8	111.9	110.6	173.5	126.3	119.4
1991 J	126.5	116.0	119.7	111.5	248.2	134.4	118.6	0.0	136.1	112.5	110.9	173.9	126.7	119.4
1991 J	126.4	115.9	119.4	111.9	239.1	134.6	118.8	0.0	136.2	112.8	108.4	174.8	126.6	119.7
1991 A	126.7	116.2	119.0	112.3	230.6	134.7	118.9	118.6	137.0	112.8	111.2	175.2	127.5	119.8
1991 S	127.6	116.5	119.6	112.6	253.0	135.2	119.1	0.0	137.2	113.1	111.3	175.5	128.2	120.3
1991 O	127.9	116.9	119.9	112.7	258.7	135.6	119.3	0.0	137.4	113.3	111.5	176.7	128.0	120.3
1991 N	128.6	117.1	120.2	113.7	262.3	136.0	119.4	119.6	138.8	113.2	111.6	177.2	128.5	120.7
1991 D	129.3	117.2	120.7	113.9	265.5	136.1	119.5	0.0	138.9	113.3	121.2	178.0	129.0	120.9
1992 J	129.0	117.5	120.4	114.1	258.4	136.8	119.7	0.0	139.0	114.8	112.6	184.6	128.5	120.9
1992 F	129.6	117.9	120.5	114.8	253.5	137.8	120.0	120.9	140.3	115.5	112.6	187.2	129.1	121.0
1992 M	130.5	118.3	121.5	115.0	272.8	139.4	120.3	0.0	140.6	116.1	113.2	188.5	130.0	120.9
1992 A	131.1	119.5	121.7	115.6	274.6	139.7	120.5	0.0	140.8	116.7	113.4	195.5	130.5	121.2
1992 M	131.6	119.8	121.9	116.1	277.3	139.9	120.8	122.1	141.8	117.0	113.7	197.8	130.9	121.6
1992 J	131.9	120.1	122.0	116.3	280.5	140.6	120.9	0.0	141.9	117.2	113.8	198.9	131.1	122.6
1992 J	131.6	120.2	121.9	116.5	266.2	140.7	121.1	0.0	142.0	117.5	114.0	199.5	130.2	122.7
1992 A	131.6	120.3	121.7	117.0	250.9	141.1	121.2	122.2	142.9	117.8	114.1	200.5	130.4	122.9
1992 S	:	120.5	121.9	117.2	264.8	142.5	121.4	0.0	:	117.8	114.3	201.6	131.4	123.2
1992 O	:	120.6	122.2	117.6	281.9	143.1	121.6	0.0	:	117.9	114.3	202.4	131.9	123.3
1992 N	:	120.8	122.7	117.8	283.9	143.5	121.6	120.7	:	117.9	114.4	203.2	132.3	123.5
1992 D	:	120.9	122.3	117.9	286.3	144.2	121.7	0.0	:	118.1	114.4	203.6	132.4	123.3

CONSUMER PRICES

TRANSPORT AND COMMUNICATIONS

PRIX A LA CONSOMMATION

TRANSPORTS ET COMMUNICATIONS

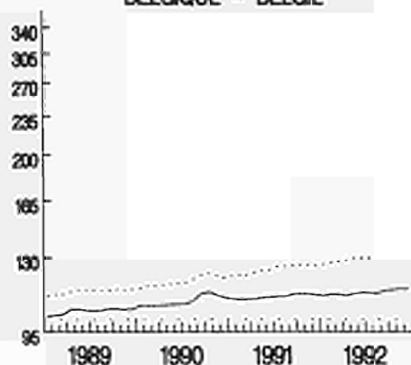
	EUR12	BELGIQUE BELGIE	DANMARK	BR DEUTSCH LAND	ELLAS	ESPANA	FRANCE	IRELAND	ITALIA	LUXEM- BOURG	NEDER- LAND	PORTU- GAL	UNITED KINGDOM	USA
	PRICE INDICES						1985 = 100		INDICES DE PRIX					
1989 J	112.6	103.7	121.0	103.3	186.4	122.3	109.8	107.8	117.6	99.4	104.6	141.9	115.7	107.2
1990 J	117.3	108.1	121.8	106.1	235.4	131.1	112.9	109.5	123.8	102.6	106.9	168.5	122.8	113.3
1991 J	123.4	109.9	124.7	112.1	281.2	142.2	116.3	110.9	130.9	103.9	110.8	190.7	132.6	116.4
1992 J	:	112.0	127.5	117.1	330.0	153.0	118.8	110.5	:	109.1	114.9	202.5	141.0	118.9
1990 J	114.1	106.1	120.6	104.1	205.2	125.5	110.5	0.0	121.0	101.2	104.9	151.5	117.1	110.2
1990 F	115.0	106.1	120.6	104.7	206.5	127.8	110.9	108.5	121.9	100.9	105.4	163.4	117.9	110.1
1990 M	115.2	106.1	120.6	104.6	211.9	127.9	111.3	0.0	122.8	101.0	105.5	164.3	118.4	109.8
1990 A	115.7	106.4	121.2	104.7	215.4	129.0	111.3	0.0	122.3	101.4	105.7	165.5	120.6	110.2
1990 M	116.0	106.5	121.2	104.7	230.9	129.6	111.4	107.5	122.4	101.4	106.0	169.1	121.2	110.6
1990 J	116.2	106.6	121.9	104.8	234.2	130.0	111.6	0.0	122.8	101.2	106.1	169.9	121.8	111.1
1990 J	116.6	106.8	120.6	104.8	233.3	130.5	112.3	0.0	123.2	101.2	106.6	172.1	122.5	111.3
1990 A	118.3	108.2	121.9	106.5	244.3	131.5	114.2	108.5	124.6	102.0	107.6	172.7	124.8	113.4
1990 S	120.3	111.5	124.7	108.3	257.6	134.3	116.2	0.0	125.6	103.4	109.8	175.0	127.6	115.6
1990 O	121.3	112.2	124.0	109.9	259.2	136.0	116.5	0.0	126.9	106.2	109.6	170.3	128.9	118.2
1990 H	120.2	110.8	122.6	108.9	259.7	135.9	115.0	113.7	126.3	106.0	108.4	178.2	127.3	119.3
1990 D	119.0	109.5	121.2	107.7	267.2	134.9	114.1	0.0	126.1	105.3	107.6	169.9	125.5	119.6
1991 J	120.0	109.0	123.3	108.1	266.7	139.3	114.7	0.0	126.8	102.9	109.5	180.3	125.9	118.0
1991 F	120.2	108.5	123.3	108.0	265.4	139.9	114.8	110.2	128.5	103.0	108.1	185.1	126.1	116.3
1991 M	120.4	108.6	124.0	107.7	266.0	139.8	114.6	0.0	129.4	103.2	108.6	186.4	126.8	114.9
1991 A	121.8	108.8	124.0	109.5	275.2	141.1	115.1	0.0	129.2	102.8	108.6	188.8	130.8	114.9
1991 M	122.6	109.5	124.7	110.0	279.8	141.6	115.6	110.2	130.1	103.9	109.0	194.9	132.4	115.9
1991 J	123.1	109.8	125.4	110.4	279.9	142.0	116.1	0.0	130.7	103.9	109.3	198.1	133.1	116.3
1991 J	124.8	110.0	125.4	114.9	279.1	142.8	116.9	0.0	131.0	104.1	112.8	198.5	134.6	116.0
1991 A	125.0	110.0	125.4	114.9	282.5	143.2	117.3	111.2	131.8	104.2	112.8	198.2	134.8	116.4
1991 S	125.4	111.2	126.1	115.4	284.5	143.7	117.5	0.0	132.1	104.7	113.2	198.9	135.4	116.4
1991 O	125.6	111.3	125.4	115.4	290.6	144.0	117.6	0.0	132.7	104.8	112.8	184.3	136.9	116.5
1991 H	126.0	111.4	125.4	115.6	301.0	144.6	117.8	112.2	134.1	104.8	112.9	187.4	137.2	117.5
1991 D	125.6	110.8	124.7	115.1	304.0	143.9	117.5	0.0	134.0	104.8	112.2	187.9	136.8	117.8
1992 J	126.1	110.4	126.1	114.7	305.2	147.3	118.0	0.0	133.8	106.9	113.6	195.7	136.9	117.0
1992 F	127.1	111.2	126.8	115.3	311.9	149.6	118.4	109.9	134.9	107.5	113.8	200.3	137.8	116.6
1992 M	127.7	111.2	126.8	116.2	316.6	150.0	118.6	0.0	134.9	108.1	114.0	202.1	138.9	116.9
1992 A	128.4	110.6	127.4	116.6	322.0	151.1	118.3	0.0	135.2	108.2	114.8	204.3	141.2	117.7
1992 M	129.2	111.4	128.1	117.2	309.2	152.1	118.3	110.2	137.2	109.0	115.4	206.0	141.9	118.7
1992 J	129.7	112.1	128.1	117.8	316.8	152.6	118.6	0.0	137.4	109.4	115.7	207.8	142.3	119.3
1992 J	129.9	111.8	127.4	117.7	315.0	153.4	119.2	0.0	137.9	109.9	115.5	192.4	142.3	119.6
1992 A	130.3	111.7	127.4	117.7	313.1	154.4	119.3	111.3	138.7	109.5	115.5	210.6	142.1	119.3
1992 S	:	112.9	127.4	117.7	362.5	154.7	119.2	0.0	:	110.0	115.6	193.1	141.6	119.2
1992 O	:	113.3	128.1	117.7	345.4	155.8	119.2	0.0	:	110.3	115.0	200.8	142.4	120.3
1992 H	:	113.8	128.1	118.0	369.1	157.2	119.3	110.8	:	110.4	115.3	202.3	142.4	121.4
1992 D	:	113.6	128.1	118.1	373.1	157.8	119.3	0.0	:	110.4	114.8	214.9	141.9	121.2

VERBRAUCHERPREISE
VERKEHR, NACHRICHTENUEBERMITTLUNG

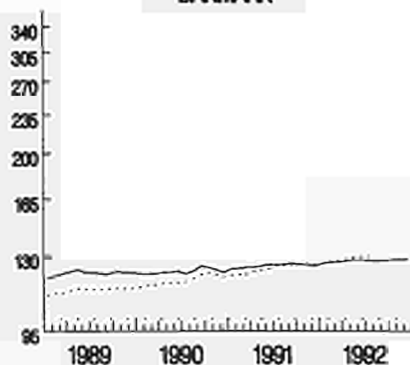
CONSUMER PRICES
TRANSPORT, COMMUNICATIONS
1985 = 100

PRIX A LA CONSOMMATION
TRANSPORTS, COMMUNICATIONS

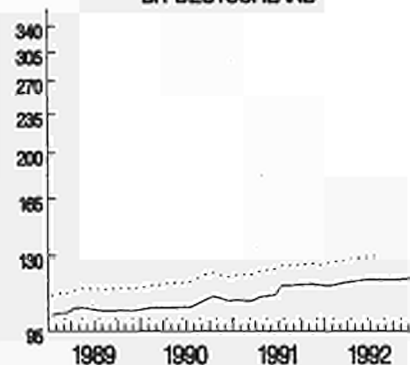
BELGIQUE - BELGIE



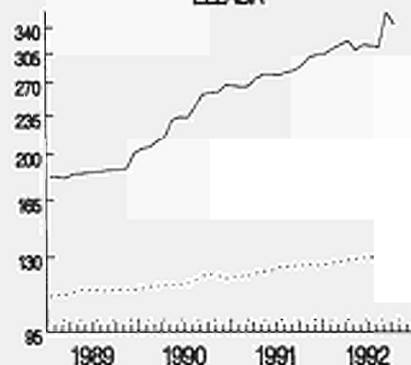
DANMARK



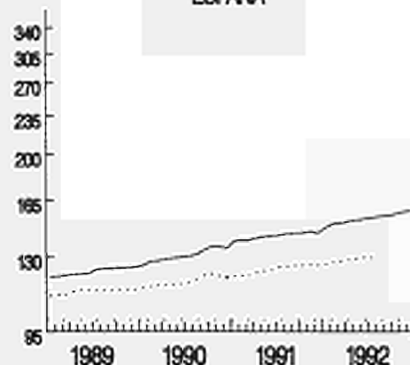
BR DEUTSCHLAND



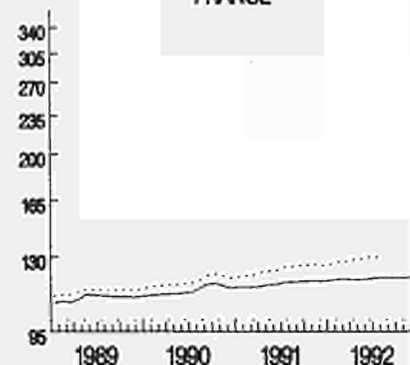
ELLADA



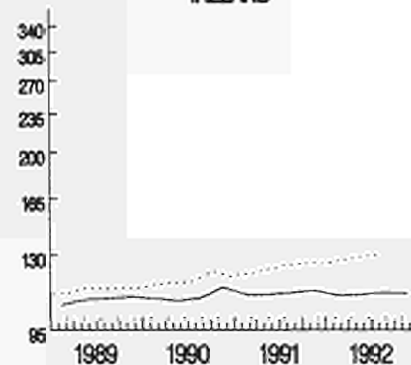
ESPANA



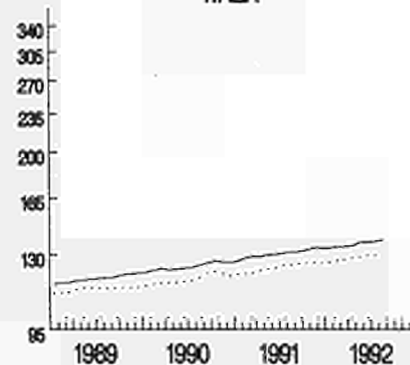
FRANCE



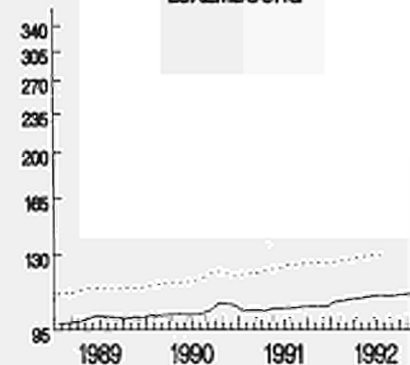
IRELAND



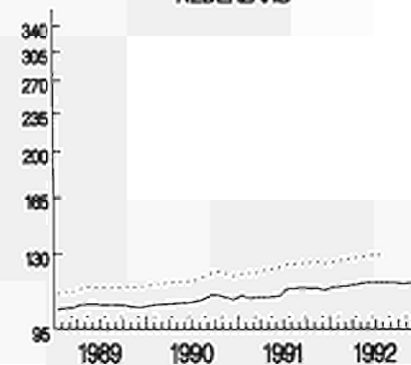
ITALIA



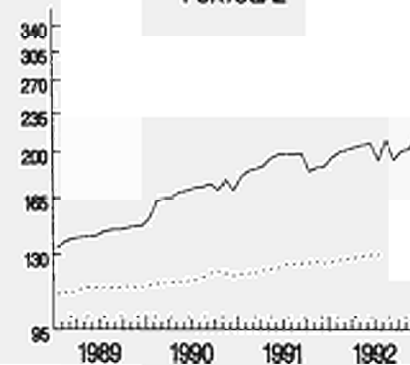
LUXEMBOURG



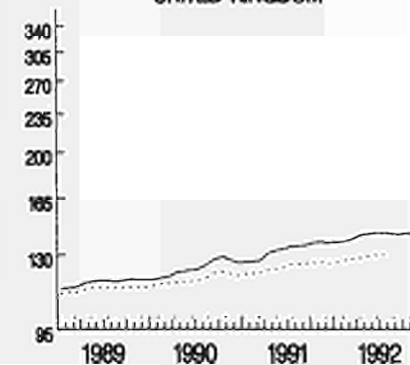
NEDERLAND



PORTUGAL



UNITED KINGDOM



EINFACH-LOGARITHISCHE SKALA

SEMI-LOGARITHMIC SCALE

ECHELLE SEMI-LOGARITHMIQUE



EUR 12

G1

CONSUMER PRICES
PRIVATE TRANSPORTPRIX A LA CONSOMMATION
TRANSPORT PRIVE

	EUR12	BELGIQUE BELGIE	DANMARK	BR DEUTSCH LAND	ELLAS	ESPANA	FRANCE	IRELAND	ITALIA	LUXEM- BOURG	NEDER- LAND	PORTU- GAL	UNITED KINGDOM	USA
	PRICE INDICES						1985 = 100		INDICES DE PRIX					
1989 Ø	112.5	111.5	113.6	104.7	164.8	121.7	110.4	108.2	114.8	98.3	104.8	149.9	115.2	111.9
1990 Ø	116.8	94.8	113.2	107.4	171.5	131.0	113.9	110.0	120.5	101.7	107.7	182.1	122.1	111.9
1991 Ø	123.4	107.6	114.9	112.5	176.9	141.9	117.3	110.2	126.4	103.3	112.1	208.6	131.2	114.8
1992 Ø	:	109.6	117.0	118.0	208.6	152.5	119.7	108.9	:	109.2	116.7	221.5	140.1	117.4
1990 J	113.1	86.8	112.0	105.3	175.4	125.0	111.1	0.0	117.8	99.9	105.3	159.6	116.1	109.2
1990 F	114.0	86.2	111.8	105.8	177.8	127.7	111.6	108.9	118.9	99.6	105.8	174.3	116.5	108.9
1990 M	114.3	85.8	112.0	106.1	178.0	127.9	112.1	0.0	119.0	99.8	106.1	175.4	117.1	108.4
1990 A	114.9	85.7	112.0	106.1	174.8	128.9	112.2	0.0	119.0	100.2	106.0	176.9	119.9	108.8
1990 M	115.1	85.5	112.7	106.0	177.2	129.3	112.1	107.5	119.1	100.2	106.4	181.3	120.5	109.2
1990 J	115.4	85.6	113.2	105.9	177.2	129.6	112.1	0.0	119.6	100.0	106.5	182.2	121.1	109.7
1990 J	115.7	86.2	111.8	105.9	168.9	130.2	113.0	0.0	119.7	100.0	107.2	185.0	121.9	109.8
1990 A	117.8	90.0	114.2	107.8	166.6	131.2	115.2	108.4	121.5	100.9	108.5	185.6	124.7	112.1
1990 S	121.2	111.9	117.1	111.5	166.8	134.6	117.8	0.0	122.6	102.6	111.3	188.4	127.6	114.4
1990 O	121.9	112.8	116.1	111.6	165.3	136.6	118.2	0.0	123.6	106.0	111.0	191.6	128.7	117.0
1990 N	120.0	111.1	113.2	108.9	164.8	136.1	116.2	115.4	122.7	105.7	109.4	192.3	126.6	117.8
1990 D	118.8	109.6	112.3	107.7	165.1	134.5	115.0	0.0	122.4	104.9	108.5	192.7	124.2	117.8
1991 J	119.4	106.7	113.4	108.1	165.7	139.1	115.8	0.0	122.9	102.1	109.0	193.3	124.1	116.1
1991 F	119.8	106.0	113.9	108.0	167.4	139.6	115.8	110.1	125.0	102.3	109.7	197.0	124.0	114.2
1991 M	119.9	106.2	114.4	107.7	167.4	139.5	115.6	0.0	125.0	102.5	110.1	198.8	124.9	113.0
1991 A	121.4	106.3	114.8	109.5	167.5	140.7	116.0	0.0	124.8	102.0	109.0	201.6	129.4	113.2
1991 M	122.4	107.2	114.8	110.4	167.2	141.2	116.5	109.4	125.9	103.2	109.7	209.1	131.2	114.5
1991 J	122.9	107.4	114.8	110.7	175.9	141.7	117.1	0.0	126.0	103.3	110.1	210.5	131.8	114.8
1991 J	125.0	107.7	115.3	115.6	177.7	142.5	118.1	0.0	126.0	103.5	114.5	211.1	133.5	114.6
1991 A	125.4	107.7	115.3	115.5	183.2	142.9	118.3	110.4	127.5	103.6	114.4	213.2	133.8	114.9
1991 S	125.8	109.0	116.0	116.0	185.5	143.4	118.5	0.0	127.5	104.2	115.1	214.0	134.2	115.0
1991 O	126.2	109.1	115.8	116.0	187.3	143.9	118.5	0.0	128.1	104.3	114.5	215.5	135.9	115.3
1991 N	126.7	109.2	115.8	116.3	187.7	144.6	118.8	111.1	129.4	104.2	114.7	219.1	136.1	116.2
1991 D	126.4	108.6	114.8	115.9	190.4	143.9	118.4	0.0	129.2	104.3	114.0	219.9	135.6	116.2
1992 J	126.4	108.1	115.3	115.4	191.6	147.1	119.0	0.0	128.9	106.7	115.0	209.6	135.4	115.4
1992 F	127.4	108.8	115.5	116.1	193.6	149.2	119.5	108.6	130.1	107.4	115.2	213.0	136.4	114.9
1992 M	128.1	108.8	116.0	117.2	195.2	149.5	119.7	0.0	130.6	108.1	115.5	214.8	137.7	114.9
1992 A	128.8	108.1	117.4	117.5	197.8	150.6	119.2	0.0	130.9	108.1	115.8	217.1	140.5	115.8
1992 M	129.5	109.0	117.9	118.3	199.4	151.3	119.2	108.5	132.3	109.1	116.5	219.3	141.3	117.1
1992 J	130.0	109.7	117.9	118.6	204.6	151.9	119.5	0.0	132.8	109.5	116.9	221.5	141.6	118.1
1992 J	130.3	109.3	116.9	118.4	206.6	152.9	120.2	0.0	133.2	110.1	119.0	223.9	141.7	118.2
1992 A	130.5	109.1	117.1	118.4	212.0	153.7	120.0	109.3	133.8	109.6	119.0	225.1	141.4	118.1
1992 S	:	110.3	117.1	118.5	220.8	154.1	119.9	0.0	:	110.2	119.3	226.1	140.7	118.1
1992 O	:	111.0	117.8	118.5	223.8	155.3	119.9	0.0	:	110.5	115.7	227.3	141.7	118.8
1992 N	:	111.6	118.0	119.5	227.5	156.9	120.0	109.2	:	110.7	116.2	229.8	141.6	119.6
1992 D	:	111.4	117.5	119.4	229.8	157.5	120.0	0.0	:	110.7	115.7	230.8	141.1	119.4

G2

CONSUMER PRICES
PUBLIC TRANSPORTPRIX A LA CONSOMMATION
TRANSPORT PUBLIC

	EUR12	BELGIQUE BELGIE	DANMARK	BR DEUTSCH LAND	ELLAS	ESPAÑA	FRANCE	IRELAND	ITALIA	LUXEM- BOURG	NEDER- LAND	PORTU- GAL	UNITED KINGDOM	USA	
	PRICE INDICES							1985 = 100	INDICES DE PRIX						
1989 Ø	126.3	111.8	121.8	109.1	164.0	131.7	115.3	105.8	132.5	110.7	105.3	132.6	127.7	117.3	
1990 Ø	136.1	112.7	124.9	111.3	214.3	139.1	119.7	107.5	139.5	118.0	106.4	147.1	136.9	129.2	
1991 Ø	150.8	117.8	132.1	113.9	283.4	154.2	125.1	116.1	151.7	112.7	110.7	169.3	150.3	134.9	
1992 Ø	:	122.3	137.3	119.0	356.3	168.5	130.6	122.8	:	111.9	116.3	186.4	159.7	137.1	
1990 J	129.3	111.9	123.4	109.7	170.0	135.0	117.3	0.0	137.6	118.0	105.0	143.5	130.3	121.5	
1990 F	130.8	112.4	124.5	109.8	172.4	135.7	117.5	106.1	137.8	118.0	104.9	144.6	134.6	123.8	
1990 M	132.5	112.7	123.9	110.0	188.8	135.7	117.8	0.0	139.1	118.0	104.9	145.1	134.8	126.0	
1990 A	134.6	112.7	124.5	110.7	208.7	136.0	118.0	0.0	139.9	118.0	106.1	145.9	135.1	127.1	
1990 M	134.7	112.7	125.1	111.1	203.3	137.7	118.9	106.6	139.7	118.0	106.6	146.2	135.8	127.6	
1990 J	135.9	112.7	125.1	112.4	222.2	139.6	119.9	0.0	132.7	118.0	106.7	146.4	137.4	128.1	
1990 J	136.4	112.7	123.4	112.6	222.2	140.4	120.1	0.0	134.4	118.0	106.4	146.5	137.8	128.2	
1990 A	136.7	112.7	125.1	112.0	222.2	140.4	121.4	109.7	134.5	118.0	106.9	147.7	138.5	128.5	
1990 S	139.3	112.7	125.1	111.5	235.7	140.8	121.5	0.0	142.3	118.0	107.1	147.8	138.7	130.4	
1990 O	140.8	112.7	126.2	111.8	246.2	141.1	121.5	0.0	143.5	118.0	107.4	148.0	139.8	132.8	
1990 N	141.5	112.9	126.2	111.6	246.8	143.0	121.5	107.8	145.7	118.0	107.4	148.9	139.9	136.1	
1990 D	140.8	112.9	126.2	112.2	232.7	143.9	121.6	0.0	146.6	118.0	107.6	154.2	140.0	139.8	
1991 J	146.8	116.5	130.1	112.6	273.5	151.5	122.0	0.0	147.3	112.9	110.2	159.1	145.1	140.7	
1991 F	146.6	116.8	130.1	112.9	262.6	152.4	122.4	113.1	147.7	112.9	110.8	168.9	146.6	141.5	
1991 M	146.9	116.8	130.1	113.0	263.7	153.0	122.7	0.0	147.0	112.9	110.8	169.2	147.2	138.8	
1991 A	148.5	116.9	131.7	112.6	278.6	153.4	123.4	0.0	147.3	114.2	110.2	169.6	148.2	133.2	
1991 M	148.1	117.2	131.7	112.8	265.3	153.7	124.7	114.3	147.9	112.4	110.8	170.0	149.6	132.2	
1991 J	149.5	117.5	132.3	114.6	265.3	153.9	124.9	0.0	150.8	112.4	110.8	170.3	151.4	132.8	
1991 J	150.2	117.5	132.3	115.3	265.3	155.0	125.3	0.0	152.6	112.4	111.1	170.3	151.6	132.9	
1991 A	150.6	118.1	132.8	115.0	265.3	155.1	126.9	116.4	152.9	112.4	111.1	170.8	152.1	133.7	
1991 S	151.2	118.9	134.0	114.7	267.9	155.2	127.0	0.0	154.8	112.4	111.1	170.8	152.5	132.8	
1991 O	153.6	119.2	134.0	114.5	294.6	155.3	127.2	0.0	155.1	112.4	110.9	170.8	152.9	131.2	
1991 N	158.2	119.3	134.0	114.2	342.9	155.3	127.2	120.7	158.2	112.4	110.5	170.8	153.4	133.1	
1991 D	159.4	119.3	132.3	114.9	355.1	156.7	127.2	0.0	158.3	112.4	110.5	170.8	153.2	135.7	
1992 J	160.8	119.3	136.2	116.0	350.4	159.8	127.6	0.0	159.7	111.7	114.8	172.4	156.3	137.2	
1992 F	161.8	122.0	136.7	116.3	347.5	165.3	128.1	121.3	160.6	111.5	115.1	181.4	156.9	136.5	
1992 M	162.7	122.1	136.7	116.6	348.2	166.4	129.3	0.0	162.5	111.5	115.1	184.5	157.3	139.0	
1992 A	164.2	122.2	137.3	117.3	357.5	168.1	129.8	0.0	163.1	112.1	115.4	188.6	158.2	140.1	
1992 M	163.9	122.2	137.3	117.0	351.1	168.5	129.8	121.8	163.4	112.0	115.8	188.9	158.6	137.3	
1992 J	165.1	122.2	138.4	120.6	351.1	168.6	130.0	0.0	163.8	112.0	115.9	189.1	160.9	131.6	
1992 J	165.8	122.9	138.4	120.9	351.4	169.5	130.5	0.0	166.0	112.0	116.6	189.1	160.7	134.3	
1992 A	166.3	122.9	137.8	121.1	351.1	170.6	132.2	125.6	166.8	112.0	116.5	189.1	160.9	132.9	
1992 S	:	123.0	137.3	120.5	351.1	170.6	132.5	0.0	:	112.0	117.8	189.1	161.1	131.9	
1992 O	:	123.0	137.3	120.2	361.0	170.8	132.5	0.0	:	112.1	117.5	188.5	161.6	138.5	
1992 N	:	123.2	137.3	119.9	367.2	171.5	132.5	122.5	:	112.1	117.4	187.8	162.1	142.5	
1992 D	:	123.2	137.3	121.2	387.7	171.9	132.5	0.0	:	112.3	117.3	187.8	161.7	143.3	

CONSUMER PRICES
COMMUNICATIONS (1)

G3

PRIX A LA CONSOMMATION
COMMUNICATIONS (1)

	EUR12	BELGIQUE BELGIE	DANMARK	BR DEUTSCH LAND	ELLAS	ESPAÑA	FRANCE	IRELAND	ITALIA	LUXEM- BOURG	NEDER- LAND	PORTU- GAL	UNITED KINGDOM	USA
	PRICE INDICES						1985 = 100	INDICES DE PRIX						
1989 Ø	108.1	103.3	119.9	99.5	205.7	112.4	96.9	104.8	115.5	101.1	102.7	101.1	110.6	109.8
1990 Ø	111.2	106.3	122.1	99.0	240.8	116.0	96.3	104.5	120.6	101.1	102.7	117.6	116.7	110.2
1991 Ø	117.2	100.4	125.5	105.8	270.8	122.5	96.7	106.7	129.5	102.3	103.2	128.3	127.1	114.6
1992 Ø	:	101.0	128.7	109.9	302.4	130.3	97.1	105.4	:	101.9	106.9	137.8	131.1	115.1
1990 J	110.4	104.9	122.1	99.7	237.8	112.5	96.6	0.0	119.3	101.1	102.8	117.6	113.8	110.1
1990 F	110.4	106.4	122.1	99.7	237.8	112.5	96.3	104.5	119.3	101.1	102.8	117.6	114.0	110.4
1990 M	110.4	106.4	122.1	99.7	237.8	112.5	96.3	0.0	119.3	101.1	102.8	117.6	114.0	110.6
1990 A	110.5	106.4	122.1	98.9	237.8	116.9	96.3	0.0	119.3	101.1	102.8	117.6	114.0	110.8
1990 M	110.6	106.4	122.1	98.9	241.9	116.9	96.3	104.5	119.3	101.1	102.8	117.6	114.3	110.5
1990 J	110.7	106.4	122.1	98.9	241.9	116.9	96.3	0.0	119.3	101.1	102.8	117.6	114.4	110.5
1990 J	111.2	106.4	122.1	98.9	241.9	116.9	96.3	0.0	122.0	101.1	102.8	117.6	114.4	108.5
1990 A	110.9	106.4	122.1	97.7	242.7	116.9	96.3	104.5	122.0	101.1	102.8	117.6	114.4	110.2
1990 S	111.9	106.4	122.1	98.9	242.7	116.9	96.3	0.0	122.0	101.1	102.8	117.6	119.4	110.4
1990 O	112.3	106.4	122.1	98.9	242.7	116.9	96.3	0.0	122.0	101.1	102.8	117.6	121.9	110.9
1990 N	112.5	106.4	122.1	98.9	242.7	118.3	96.3	104.5	122.0	101.1	102.8	117.6	123.0	110.9
1990 D	112.5	106.4	122.1	98.9	242.7	118.3	96.3	0.0	122.0	101.1	102.0	117.6	123.1	109.2
1991 J	112.3	100.5	125.5	98.9	242.7	118.3	96.3	0.0	121.4	101.9	102.8	117.9	123.3	114.3
1991 F	112.5	100.5	125.5	98.9	242.7	118.3	96.3	104.5	121.7	101.9	102.8	129.2	123.5	114.2
1991 M	114.3	100.5	125.5	98.9	242.7	118.3	96.3	0.0	131.8	101.9	102.8	129.2	123.5	114.3
1991 A	117.2	100.5	125.5	105.5	262.5	123.6	96.3	0.0	131.8	102.9	102.8	129.2	126.0	114.4
1991 M	117.8	100.5	125.5	105.5	282.4	123.9	96.3	107.4	131.8	103.5	102.8	129.2	126.3	114.4
1991 J	117.8	100.5	125.5	105.5	282.4	123.9	96.3	0.0	131.8	103.8	102.8	129.2	126.5	114.4
1991 J	118.6	100.5	125.5	109.2	282.4	123.9	96.3	0.0	130.6	101.9	103.7	129.2	127.1	114.5
1991 A	118.7	100.5	125.5	109.2	282.4	123.9	96.8	107.4	130.6	101.9	103.7	129.2	127.1	114.5
1991 S	119.1	100.5	125.5	109.2	282.4	123.9	97.3	0.0	130.6	101.9	103.7	129.2	128.9	114.7
1991 O	119.4	100.2	125.5	109.2	282.4	123.9	97.3	0.0	130.6	101.9	103.7	129.2	130.6	114.8
1991 N	119.6	100.2	125.5	109.8	282.4	123.9	97.3	107.4	130.6	101.9	103.7	129.2	131.4	115.2
1991 D	119.6	100.2	125.5	109.8	282.4	123.9	97.3	0.0	130.6	101.9	102.9	129.2	131.4	115.2
1992 J	119.7	100.2	128.3	109.8	282.4	125.3	97.0	0.0	130.6	101.9	103.7	128.6	131.3	115.5
1992 F	120.1	100.2	128.3	109.8	295.7	125.3	97.0	103.2	130.6	101.9	103.7	138.4	131.3	115.5
1992 M	120.3	100.2	128.3	109.8	300.3	125.3	97.0	0.0	131.0	101.9	103.7	138.7	131.2	115.6
1992 A	119.4	101.2	128.3	109.8	305.6	125.3	97.0	0.0	123.7	101.9	108.1	138.7	131.2	115.5
1992 M	121.0	101.2	128.3	109.6	305.6	131.4	97.0	106.2	130.6	101.9	108.1	138.7	131.1	115.5
1992 J	121.0	101.2	129.0	109.6	305.6	131.4	97.0	0.0	130.6	101.9	108.1	138.7	131.1	114.8
1992 J	121.1	101.2	129.0	110.0	305.6	131.4	97.0	0.0	130.6	101.9	108.1	138.7	131.1	115.1
1992 A	121.3	101.2	129.0	110.0	305.6	133.6	97.2	106.2	130.6	101.9	108.1	138.7	131.1	114.9
1992 S	:	101.4	129.0	110.0	305.6	133.6	97.3	0.0	:	101.9	108.1	138.7	131.1	114.8
1992 O	:	101.4	129.0	110.0	305.6	133.6	97.3	0.0	:	101.9	108.1	138.7	131.1	114.8
1992 N	:	101.4	129.0	110.0	305.6	133.6	97.3	106.2	:	101.9	108.1	138.7	131.1	114.8
1992 D	:	101.4	129.0	110.0	305.6	133.6	97.3	0.0	:	101.9	107.3	138.7	131.1	114.8

1) POSTAL AND TELEPHONE SERVICES

1) SERVICES DE POSTES ET DES TELEPHONES

CONSUMER PRICES

RECREATION AND EDUCATION, ETC

H

PRIX A LA CONSOMMATION

LOISIRS, SPECTACLES ENSEIGNEMENTS ETC

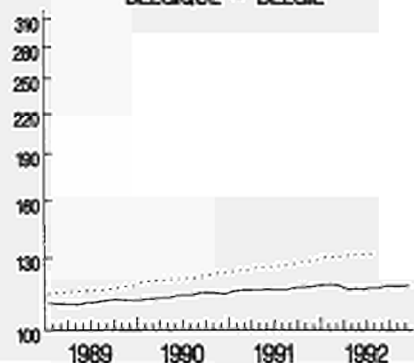
	EUR12	BELGIQUE BELGIE	DANMARK	BR DEUTSCH LAND	ELLAS	ESPANA	FRANCE	IRELAND	ITALIA	LUXEM- BOURG	NEDER- LAND	PORTU- GAL	UNITED KINGDOM	USA
	PRICE INDICES						1985 = 100	INDICES DE PRIX						
1989 Ø	115.5	110.7	117.4	103.8	173.0	123.8	112.3	116.1	130.7	104.1	101.2	149.9	116.1	117.1
1990 Ø	120.7	113.2	121.3	106.1	200.9	130.5	114.6	118.9	140.7	107.2	102.4	170.7	123.1	122.6
1991 Ø	126.2	116.1	124.9	108.1	238.3	138.5	117.7	123.9	148.5	109.4	104.4	183.8	132.0	128.1
1992 Ø	:	117.0	127.4	112.7	287.3	149.1	120.5	128.6	:	111.7	106.6	198.6	138.4	131.7
1990 J	119.0	111.5	119.7	106.1	184.4	127.6	113.4	0.0	138.0	106.5	101.9	176.1	119.6	120.2
1990 F	119.3	111.9	119.7	106.5	185.2	127.8	113.5	118.4	138.7	107.3	101.8	178.6	120.0	120.7
1990 M	119.6	111.9	120.4	106.5	191.1	128.9	113.8	0.0	138.8	106.5	102.0	179.2	120.4	121.1
1990 A	119.9	112.5	120.4	105.8	194.5	129.1	114.1	0.0	139.0	106.8	102.0	179.8	121.8	121.6
1990 M	120.1	112.5	121.1	106.1	195.7	129.2	114.3	118.4	139.2	106.3	101.9	161.0	122.5	121.9
1990 J	120.3	113.4	121.8	106.0	199.4	129.6	114.4	0.0	139.4	106.4	102.1	161.6	122.8	122.1
1990 J	120.4	113.6	121.8	105.7	199.7	129.9	114.6	0.0	140.1	106.2	102.3	163.9	122.8	122.8
1990 A	120.7	113.7	121.8	105.6	198.6	130.0	114.7	118.6	141.5	105.6	102.4	167.1	123.2	123.1
1990 S	121.6	114.5	121.8	105.8	213.7	132.1	115.0	0.0	142.1	106.9	102.7	167.8	124.6	124.1
1990 O	122.2	114.5	121.8	106.1	214.2	133.5	115.2	0.0	142.5	108.8	102.9	177.6	125.8	124.3
1990 N	122.8	114.3	122.5	106.5	216.5	134.0	115.4	120.2	144.2	109.5	103.4	171.5	126.6	124.4
1990 D	123.0	113.9	122.5	106.8	218.2	134.1	115.5	0.0	144.5	109.6	103.3	164.4	126.8	124.6
1991 J	123.7	115.0	123.8	107.7	221.5	135.0	115.9	0.0	145.1	109.8	104.1	172.8	127.1	125.4
1991 F	124.1	115.7	124.5	107.7	223.2	135.5	116.2	121.8	145.9	109.7	103.7	174.7	127.7	126.0
1991 M	124.3	115.5	124.5	107.8	222.1	136.5	116.6	0.0	146.3	109.0	103.9	176.1	127.5	126.5
1991 A	125.3	115.6	124.5	107.8	230.5	137.1	116.8	0.0	146.5	108.7	103.9	177.1	131.4	127.4
1991 M	125.6	115.8	124.5	107.8	232.2	137.1	117.1	123.5	147.0	109.2	103.9	178.2	132.2	127.5
1991 J	125.8	115.8	124.5	108.2	233.4	137.7	117.1	0.0	147.2	108.7	104.1	178.8	132.2	127.8
1991 J	126.4	115.7	124.5	108.1	233.1	138.0	117.3	0.0	149.6	108.6	104.4	179.3	132.6	128.3
1991 A	126.5	115.8	124.5	107.9	233.6	138.1	117.5	123.8	149.8	108.8	104.5	180.4	132.9	128.8
1991 S	127.3	116.6	125.2	107.9	256.6	139.8	117.9	0.0	150.4	109.1	104.8	180.8	134.5	129.7
1991 O	128.1	116.9	125.9	108.5	257.1	142.2	118.2	0.0	150.7	109.9	105.1	200.1	135.2	130.0
1991 N	128.6	117.0	125.9	108.9	257.4	142.7	118.5	126.7	151.7	110.5	105.3	203.0	135.4	129.9
1991 D	128.9	117.4	125.9	109.3	258.9	142.9	119.0	0.0	152.0	110.8	105.3	203.8	135.7	129.5
1992 J	130.3	118.0	126.6	112.0	261.1	144.2	119.4	0.0	155.5	111.7	106.3	187.0	135.6	129.7
1992 F	130.7	118.1	126.6	112.3	262.1	145.9	119.5	127.5	155.8	112.5	106.0	188.6	136.1	130.2
1992 M	130.9	117.6	126.6	112.4	261.7	147.0	119.8	0.0	155.9	110.8	106.1	189.6	136.5	130.7
1992 A	131.4	115.8	127.3	112.3	269.9	147.4	120.1	0.0	155.9	111.1	106.0	191.0	138.3	131.4
1992 M	131.8	116.2	127.3	112.6	284.1	147.8	120.3	128.4	156.5	111.6	106.1	191.8	138.5	131.4
1992 J	131.8	116.0	127.9	112.2	287.3	147.9	120.4	0.0	156.7	110.9	106.0	192.1	138.5	131.4
1992 J	132.1	116.4	127.3	112.2	287.3	148.0	120.7	0.0	157.4	111.2	106.3	209.7	138.4	131.8
1992 A	132.3	116.4	127.9	112.2	307.0	148.3	120.8	128.3	157.7	111.4	106.6	192.6	138.6	132.0
1992 S	:	117.4	127.9	112.9	301.8	151.2	121.0	0.0	:	112.2	107.3	211.4	139.9	132.5
1992 O	:	117.3	127.9	113.4	319.7	152.9	121.3	0.0	:	111.9	107.6	212.3	139.9	133.0
1992 N	:	117.2	127.9	114.0	301.5	154.0	121.4	130.3	:	112.8	107.9	214.1	140.0	133.0
1992 D	:	117.4	127.9	114.1	304.1	154.3	121.3	0.0	:	112.5	107.6	202.5	140.1	133.1

VERBRAUCHERPREISE
ERHOLUNG, UNTERHALTUNG, BILDUNG

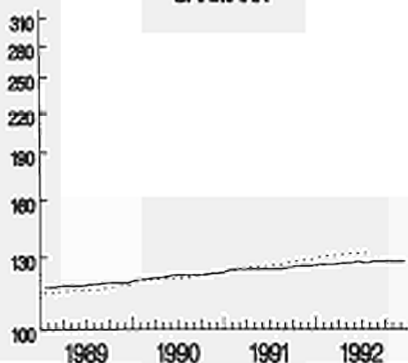
CONSUMER PRICES
RECREATION, EDUCATION ETC
1985 = 100

PRIX A LA CONSOMMATION
LOISIRS, SPECTACLES, ENSEIGNEMENT ETC

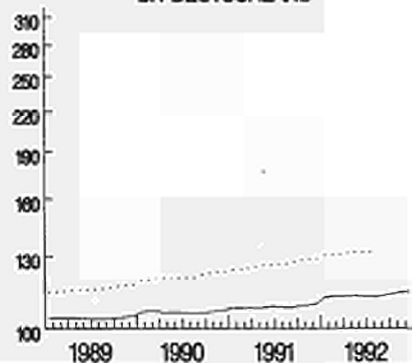
BELGIQUE - BELGIE



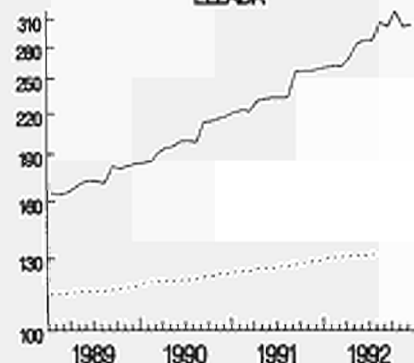
DANMARK



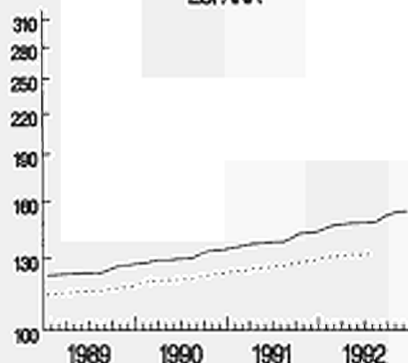
BR DEUTSCHLAND



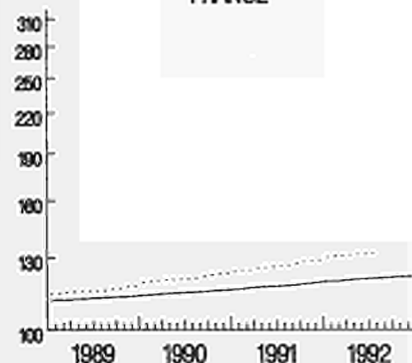
ELLADA



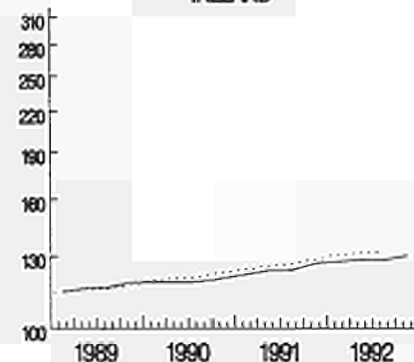
ESPAÑA



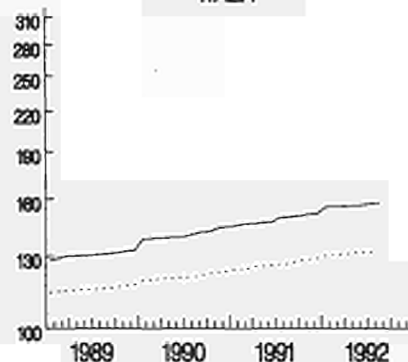
FRANCE



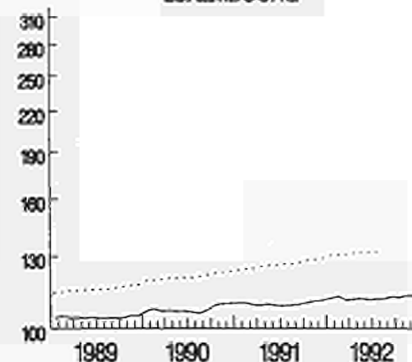
IRELAND



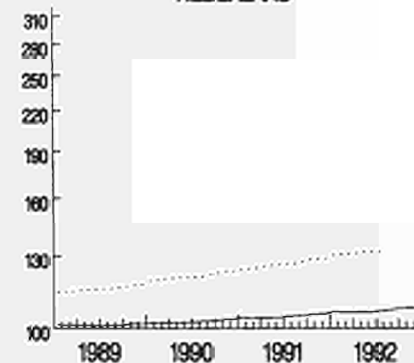
ITALIA



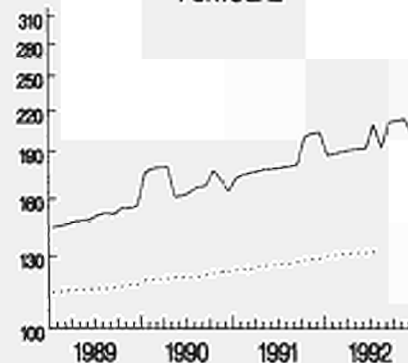
LUXEMBOURG



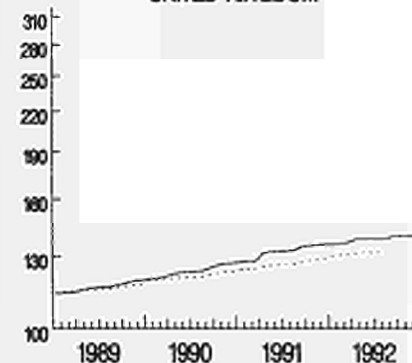
NEDERLAND



PORTUGAL



UNITED KINGDOM



EINFACH - LOGARITHISCHE SKALA

SEMI-LOGARITHMIC SCALE

ECHELLE SEMI-LOGARITHMIQUE



EUR 12

H1

CONSUMER PRICES

PRIX A LA CONSOMMATION

RECREATIONAL GOODS

ARTICLES RECREATIFS

	EUR12	BELGIQUE BELGIE	DANMARK	BR DEUTSCH LAND	ELLAS	ESPANA	FRANCE	IRELAND	ITALIA	LUXEM- BOURG	NEDER- LAND	PORTU- GAL	UNITED KINGDOM	USA
	PRICE INDICES						1985 = 100		INDICES DE PRIX					
1989 Ø	105.2	108.7	107.0	98.5	185.4	109.3	105.9	103.9	115.4	97.1	92.2	:	105.3	106.8
1990 Ø	106.7	105.6	107.3	98.9	206.2	109.1	106.0	102.3	119.8	98.6	92.0	:	108.2	110.6
1991 Ø	108.6	102.4	108.1	99.8	238.4	110.7	106.9	101.3	123.4	99.0	92.2	:	111.4	114.7
1992 Ø	:	98.6	108.3	107.3	260.7	113.6	108.4	99.7	:	100.5	92.1	:	112.1	117.0
1990 J	106.1	104.1	106.7	99.9	194.9	109.0	105.6	0.0	117.8	99.4	92.0	:	106.6	109.1
1990 F	106.6	104.8	106.7	100.5	196.6	109.0	105.7	103.6	118.6	100.1	91.8	:	107.2	109.2
1990 M	106.7	104.6	106.7	100.3	201.3	108.5	105.8	0.0	118.8	98.5	91.7	:	107.6	109.8
1990 A	106.4	105.5	106.7	98.9	202.9	108.7	105.9	0.0	118.9	98.8	91.5	:	108.0	110.1
1990 M	106.6	105.4	107.5	99.1	204.1	108.9	106.1	102.0	119.3	97.8	91.2	:	108.2	110.3
1990 J	106.6	106.2	107.5	98.8	207.3	108.9	106.2	0.0	119.5	97.9	91.5	:	108.2	110.1
1990 J	106.4	106.1	107.5	98.1	203.0	108.9	106.2	0.0	119.6	97.4	91.8	:	108.0	110.9
1990 A	106.4	106.3	107.5	97.7	196.8	109.0	106.2	102.1	120.0	96.1	91.8	:	108.3	111.3
1990 S	106.6	106.8	107.5	97.8	206.7	109.3	106.2	0.0	120.3	98.5	92.2	:	108.6	111.4
1990 O	107.0	106.4	107.5	98.3	213.9	109.8	106.2	0.0	120.7	98.9	92.4	:	109.1	111.7
1990 N	107.5	105.7	107.5	98.7	221.5	110.0	106.2	101.7	121.7	100.1	93.4	:	109.4	111.6
1990 D	107.7	104.9	108.2	99.1	224.9	109.3	106.2	0.0	122.1	100.0	93.3	:	109.5	111.6
1991 J	107.6	102.6	108.2	100.4	231.0	109.4	106.2	0.0	121.5	100.6	91.3	:	108.9	112.5
1991 F	107.9	103.5	108.2	100.2	231.7	109.5	106.3	101.4	122.2	100.5	91.6	:	109.6	113.2
1991 M	108.1	103.0	108.2	100.2	230.8	109.6	106.5	0.0	122.4	99.2	92.0	:	109.9	113.9
1991 A	108.5	102.6	108.2	100.0	240.5	110.1	106.5	0.0	122.9	98.6	91.3	:	111.6	114.6
1991 M	108.5	103.0	108.2	99.4	235.1	110.3	106.8	101.2	123.3	98.9	91.6	:	112.1	114.2
1991 J	108.8	102.9	108.2	100.0	237.4	111.0	106.8	0.0	123.4	98.5	92.0	:	112.2	114.4
1991 J	108.5	101.6	107.5	99.6	228.4	111.0	106.8	0.0	123.5	97.8	92.5	:	111.7	114.7
1991 A	108.4	101.5	108.2	98.8	224.4	111.1	106.8	101.3	123.8	98.0	92.7	:	111.8	115.3
1991 S	108.5	101.8	108.2	98.6	245.1	111.5	107.0	0.0	123.9	98.2	92.5	:	111.8	116.0
1991 O	108.9	102.1	108.2	99.3	243.7	111.6	107.3	0.0	124.1	98.5	92.7	:	112.1	115.9
1991 N	109.4	101.9	108.2	100.0	253.7	111.8	107.7	101.4	124.7	99.3	93.2	:	112.5	115.7
1991 D	109.8	102.4	108.2	100.6	258.6	111.8	108.0	0.0	125.0	99.5	93.2	:	112.9	115.6
1992 J	109.9	102.8	108.2	101.7	260.5	112.3	108.1	0.0	125.0	100.9	92.6	:	111.7	115.9
1992 F	110.1	102.7	108.2	101.7	262.0	113.2	108.2	100.5	125.3	102.2	91.9	:	112.2	116.1
1992 M	110.0	101.2	108.2	101.7	256.3	113.2	108.4	0.0	125.3	99.6	91.4	:	112.6	116.5
1992 A	109.9	97.6	108.2	101.3	263.4	113.7	108.4	0.0	125.3	99.9	91.1	:	112.7	117.2
1992 M	110.2	98.0	109.0	101.7	265.0	113.7	108.4	100.8	126.1	100.6	91.2	:	112.8	117.0
1992 J	109.8	97.6	109.0	100.7	263.6	113.5	108.4	0.0	126.1	99.5	90.9	:	112.3	117.1
1992 J	116.2	97.3	108.2	123.7	253.9	113.5	108.4	0.0	126.1	99.7	91.5	:	111.8	117.4
1992 A	116.3	97.1	108.2	124.2	235.6	114.0	108.5	99.7	126.3	99.8	91.7	:	111.6	117.4
1992 S	:	98.1	108.2	125.4	253.2	113.8	108.6	0.0	:	100.9	92.9	:	111.6	117.1
1992 O	:	97.3	108.2	101.0	265.3	114.1	108.7	0.0	:	100.1	93.1	:	111.7	117.4
1992 N	:	97.0	108.2	102.0	270.1	114.3	108.7	97.7	:	101.4	93.6	:	112.1	117.9
1992 D	:	96.9	108.2	102.1	279.6	114.4	108.5	0.0	:	100.9	93.1	:	112.1	117.6

H2

CONSUMER PRICES

PRIX A LA CONSOMMATION

RECREATIONAL SERVICES

SERVICES DE LOISIRS

	EUR12	BELGIQUE BELGIE	DANMARK	BR DEUTSCH LAND	ELLAS	ESPANA	FRANCE	IRELAND	ITALIA	LUXEM- BOURG	NEDER- LAND	PORTU- GAL	UNITED KINGDOM	USA
	PRICE INDICES				1985 = 100			INDICES DE PRIX						
1989 Ø	123.4	109.8	121.5	105.9	198.9	131.9	118.7	108.1	138.2	113.1	106.6	146.8	121.9	122.1
1990 Ø	132.5	115.7	126.9	110.8	220.8	142.0	123.8	110.2	156.1	119.9	108.4	162.4	131.8	129.2
1991 Ø	141.1	120.0	132.1	113.4	258.3	151.9	128.1	113.0	168.4	123.1	111.6	176.3	147.0	135.9
1992 Ø	:	123.2	135.1	124.1	310.1	165.2	133.0	115.5	:	127.9	115.8	188.6	158.9	140.6
1990 J	130.2	114.4	125.7	110.2	204.8	139.9	121.7	0.0	154.6	118.4	107.8	154.3	126.6	126.1
1990 F	130.2	114.5	125.7	110.3	205.0	139.0	122.1	109.7	154.9	118.4	107.8	156.5	126.9	126.8
1990 M	130.5	114.6	126.0	110.4	205.8	139.8	122.5	0.0	155.0	118.6	107.9	157.1	127.1	127.2
1990 A	131.2	114.8	126.3	110.5	205.8	140.6	123.4	0.0	155.2	118.6	108.0	158.6	130.0	127.8
1990 M	131.3	115.0	126.7	110.5	205.8	140.5	123.5	111.2	155.3	118.5	108.0	160.7	130.7	128.1
1990 J	132.1	115.1	126.7	110.6	220.0	140.9	123.6	0.0	155.7	118.6	108.1	161.6	131.5	128.7
1990 J	132.3	115.5	126.7	110.7	220.2	141.2	123.7	0.0	155.8	118.6	108.4	162.1	131.7	129.3
1990 A	132.5	115.6	127.0	110.8	220.2	141.4	123.8	111.1	155.8	118.6	108.4	166.4	132.2	129.7
1990 S	133.9	117.1	127.9	111.1	229.0	143.8	124.5	0.0	156.8	118.5	108.9	167.2	135.2	131.3
1990 O	135.1	117.3	128.2	111.3	244.2	145.1	125.2	0.0	157.6	123.9	109.3	168.3	136.1	131.5
1990 N	135.4	117.4	128.2	111.4	244.5	145.2	125.8	108.8	158.3	123.9	109.4	167.4	136.9	131.7
1990 D	135.7	117.4	128.2	111.4	244.7	146.1	126.0	0.0	158.5	123.9	109.4	168.3	137.3	132.0
1991 J	137.1	118.5	130.9	111.7	244.7	148.2	126.8	0.0	161.4	121.6	111.0	169.5	138.5	132.8
1991 F	137.3	118.7	130.6	111.9	244.7	148.3	127.3	109.9	161.7	121.6	111.0	172.4	138.5	133.4
1991 M	137.7	118.7	130.2	112.3	245.7	148.6	127.7	0.0	162.7	121.7	111.0	173.7	138.6	133.6
1991 A	138.9	119.2	130.5	112.5	246.0	150.5	127.7	0.0	162.7	121.8	111.0	174.7	146.0	134.7
1991 M	139.1	119.2	130.9	113.1	246.0	149.6	127.8	114.0	163.0	122.9	111.0	175.4	146.6	135.3
1991 J	139.5	119.3	130.9	113.3	246.0	150.9	127.8	0.0	163.4	122.9	111.0	178.4	147.3	135.6
1991 J	141.9	119.8	130.9	113.4	260.7	151.5	127.8	0.0	172.5	123.0	111.2	178.0	148.0	136.3
1991 A	142.3	119.9	130.9	113.8	261.0	151.9	128.0	114.0	173.0	123.1	111.3	177.4	148.4	136.8
1991 S	143.6	121.4	132.1	114.3	261.0	153.1	128.5	0.0	174.7	123.7	112.4	178.3	153.1	137.8
1991 O	144.9	121.7	134.8	114.5	277.2	155.7	128.9	0.0	174.8	124.8	112.8	178.9	153.2	138.4
1991 N	145.6	121.8	136.2	114.7	282.9	157.2	129.4	114.3	175.5	124.9	112.8	179.3	153.1	138.5
1991 D	145.8	121.8	136.2	114.8	283.6	157.7	129.6	0.0	175.6	125.4	112.8	179.6	153.2	137.8
1992 J	150.6	122.3	133.7	122.1	284.1	158.4	130.6	0.0	189.2	126.9	115.0	184.1	154.1	137.8
1992 F	151.1	122.4	133.7	122.6	284.9	159.8	131.0	114.6	189.3	126.6	115.0	186.0	154.3	138.7
1992 M	151.7	122.5	133.7	122.7	285.4	162.3	131.2	0.0	189.8	126.7	115.1	187.1	154.4	139.2
1992 A	152.6	122.0	134.4	123.1	285.6	163.3	132.3	0.0	190.0	127.2	115.3	187.9	158.5	140.0
1992 M	152.9	122.1	135.1	123.2	285.6	164.3	132.6	115.9	190.3	127.3	115.4	188.7	158.9	140.1
1992 J	153.8	122.1	134.7	123.6	302.1	164.2	133.1	0.0	190.9	127.3	115.3	189.1	159.1	140.1
1992 J	154.5	122.7	135.1	123.7	302.7	164.3	133.4	0.0	193.7	128.3	115.6	189.3	159.1	140.5
1992 A	154.8	122.8	135.3	124.2	302.9	164.7	133.7	115.9	193.6	128.7	115.9	189.6	159.4	140.9
1992 S	:	124.2	136.3	125.4	331.4	167.4	134.1	0.0	:	129.0	116.3	189.6	162.8	142.3
1992 O	:	124.6	136.3	126.1	349.1	169.3	134.4	0.0	:	129.0	117.0	190.0	162.5	142.6
1992 N	:	124.8	136.3	126.2	353.9	171.9	134.7	115.8	:	129.2	117.0	191.1	162.0	142.4
1992 D	:	125.4	136.3	126.2	353.9	172.3	134.8	0.0	:	129.2	117.1	191.3	162.1	142.8

CONSUMER PRICES

H3

PRIX A LA CONSOMMATION

BOOKS, NEWSPAPERS AND MAGAZINES

LIVRES, JOURNAUX ET PERIODIQUES

	EUR12	BELGIQUE BELGIE	DANMARK	BR DEUTSCH LAND	ELLAS	ESPANA	FRANCE	IRELAND	ITALIA	LUXEM- BOURG	NEDER- LAND	PORTU- GAL	UNITED KINGDOM	USA
	PRICE INDICES						1985 = 100		INDICES DE PRIX					
1989 Ø	126.4	121.6	131.6	117.0	236.4	137.7	119.2	129.8	144.2	111.9	110.8	142.8	128.8	124.2
1990 Ø	134.0	126.6	139.2	120.9	294.8	150.0	123.7	134.6	152.9	116.4	113.5	171.7	140.0	134.6
1991 Ø	142.4	133.7	145.6	124.2	336.5	162.4	129.5	146.7	164.2	124.0	117.4	208.4	151.6	141.7
1992 Ø	:	142.2	153.3	127.1	385.0	174.3	135.2	157.1	:	126.3	121.5	251.0	162.5	149.6
1990 J	130.1	123.8	134.8	118.7	264.5	140.2	121.7	0.0	147.9	113.5	112.4	157.9	135.3	131.9
1990 F	130.6	123.9	135.9	119.1	264.5	140.2	121.9	133.3	148.6	114.7	112.4	162.8	135.5	133.4
1990 M	131.4	124.1	137.1	119.3	272.6	148.4	122.5	0.0	148.7	115.0	113.2	164.4	136.0	133.5
1990 A	131.9	124.7	138.3	119.6	289.5	148.4	122.8	0.0	148.8	115.3	113.6	163.7	137.0	133.5
1990 M	132.6	125.0	139.4	120.5	289.7	148.4	123.2	133.2	149.0	115.5	113.6	159.8	139.0	133.5
1990 J	133.2	127.7	139.8	120.9	303.5	151.5	123.5	0.0	149.0	115.7	113.6	160.3	139.2	133.4
1990 J	134.1	127.9	140.2	121.0	306.0	152.2	124.0	0.0	151.6	115.9	113.7	173.0	139.3	133.8
1990 A	135.2	127.9	139.5	121.5	306.0	152.2	124.4	133.9	156.3	116.2	113.9	179.7	139.8	134.0
1990 S	135.7	128.1	139.9	121.8	307.9	154.0	124.9	0.0	156.6	116.5	113.9	179.5	140.5	136.6
1990 O	136.7	128.6	140.3	122.3	307.9	154.0	125.0	0.0	156.6	119.4	114.0	181.3	144.7	137.1
1990 N	138.1	128.7	142.5	122.9	309.4	155.1	125.2	138.1	160.5	119.5	114.0	189.0	146.6	137.2
1990 D	138.3	128.6	142.9	123.2	316.5	155.2	125.1	0.0	160.7	119.5	114.0	188.7	146.7	137.3
1991 J	139.3	130.3	143.3	123.8	328.5	155.5	125.8	0.0	161.3	121.6	117.2	192.4	147.7	138.4
1991 F	140.3	131.2	145.2	124.1	328.5	158.4	126.5	143.4	163.1	121.7	117.2	193.6	148.9	139.2
1991 M	140.4	131.5	145.6	124.4	328.7	162.0	127.7	0.0	163.1	122.6	117.1	196.7	146.7	139.5
1991 A	141.5	132.0	145.6	124.8	328.7	162.3	128.5	0.0	163.1	122.9	117.2	202.4	149.5	139.5
1991 M	139.9	132.3	145.4	115.3	328.7	162.5	129.1	145.6	163.6	123.3	117.2	206.6	151.4	139.5
1991 J	140.1	132.5	145.8	116.9	328.7	162.8	129.4	0.0	163.6	123.5	117.1	207.1	149.8	140.7
1991 J	143.3	134.5	145.8	126.1	328.7	163.5	130.4	0.0	163.9	123.8	117.3	211.8	152.4	141.0
1991 A	143.6	134.5	147.4	126.3	331.5	163.5	130.6	146.7	164.2	124.0	117.5	215.3	152.6	141.9
1991 S	144.0	135.4	147.8	126.6	338.8	164.5	131.3	0.0	164.2	124.3	117.5	215.4	152.7	145.0
1991 O	145.0	135.8	144.8	127.2	354.0	164.8	131.4	0.0	165.0	126.6	117.8	215.6	155.5	145.3
1991 N	145.7	136.5	144.8	127.4	356.6	164.8	131.6	151.1	167.3	126.9	117.7	220.9	156.1	145.0
1991 D	146.0	137.5	145.3	127.6	356.6	164.8	132.3	0.0	167.3	127.1	118.0	222.5	156.1	145.3
1992 J	145.2	138.4	150.9	119.3	359.4	169.8	132.9	0.0	167.4	125.6	120.3	234.2	157.3	147.0
1992 F	146.0	139.7	152.0	120.5	359.6	172.9	133.0	154.9	167.7	125.7	120.4	236.9	158.3	148.3
1992 M	146.6	140.3	152.4	120.8	359.6	172.9	133.8	0.0	167.7	125.7	121.4	239.5	159.4	148.2
1992 A	147.3	140.7	152.8	120.9	359.8	172.9	134.1	0.0	167.7	125.7	121.5	250.9	161.0	148.3
1992 M	149.8	141.4	153.2	129.3	359.8	173.9	134.8	156.3	167.9	125.8	121.5	253.8	161.6	148.1
1992 J	150.2	141.5	153.6	129.4	359.8	173.9	135.3	0.0	168.5	125.8	121.6	254.6	162.3	148.6
1992 J	150.8	143.5	153.6	129.8	369.4	174.1	136.0	0.0	168.5	125.9	121.6	255.9	163.3	148.8
1992 A	151.6	143.9	153.8	130.0	399.0	174.1	136.2	157.1	169.6	126.3	122.0	255.7	164.3	149.1
1992 S	:	144.1	153.8	130.7	413.3	176.1	136.4	0.0	:	126.5	122.0	256.7	164.8	151.7
1992 O	:	144.2	154.2	131.3	413.3	176.7	136.7	0.0	:	127.9	122.1	257.1	165.5	152.3
1992 N	:	144.2	154.8	131.5	433.4	176.7	136.8	160.1	:	127.7	122.1	258.2	165.8	152.4
1992 D	:	144.4	154.8	131.7	433.4	177.1	136.8	0.0	:	127.8	122.1	258.6	165.9	152.3

J

CONSUMER PRICES

PRIX A LA CONSOMMATION

OTHER GOODS AND SERVICES

AUTRES BIENS ET SERVICES

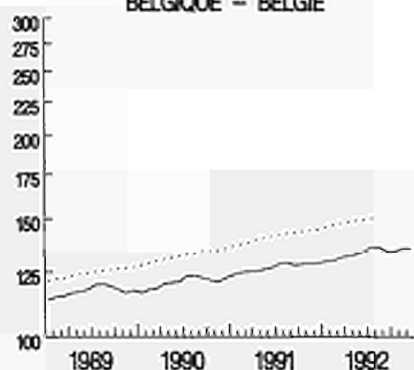
	EUR12	BELGIQUE BELGIE	DANMARK	BR DEUTSCH LAND	ELLAS	ESPANA	FRANCE	IRELAND	ITALIA	LUXEM- BOURG	NEDER- LAND	PORTU- GAL	UNITED KINGDOM	USA
	PRICE INDICES					1985 = 100			INDICES DE PRIX					
1989 Ø	124.4	117.0	116.7	111.9	180.3	137.4	120.3	120.0	131.0	114.3	105.3	160.7	124.3	125.0
1990 Ø	132.1	120.6	120.0	114.5	209.5	149.5	126.0	124.5	139.0	119.3	107.5	180.4	134.9	134.6
1991 Ø	141.2	127.0	122.1	118.0	244.9	162.9	128.7	129.7	148.5	124.2	110.7	205.0	148.8	145.3
1992 Ø	:	133.4	124.7	124.2	280.5	178.2	136.2	135.7	:	129.9	115.3	216.7	159.0	155.1
1990 J	128.0	116.3	118.4	113.0	195.2	143.1	123.1	0.0	135.0	116.1	106.5	169.0	129.1	130.4
1990 F	129.0	117.6	119.1	113.9	195.1	144.7	123.8	122.5	136.5	116.4	106.8	172.9	129.7	131.0
1990 M	129.7	118.1	119.1	114.2	200.2	146.2	124.4	0.0	137.1	116.7	106.9	171.7	130.3	131.4
1990 A	130.6	120.0	119.8	114.3	206.7	147.2	125.0	0.0	137.4	118.0	107.2	174.9	132.5	131.9
1990 M	131.4	120.5	119.8	114.3	209.2	148.5	125.4	122.8	138.0	118.3	107.5	180.5	133.9	132.6
1990 J	131.9	120.9	119.8	114.5	209.7	149.2	126.0	0.0	138.5	118.2	107.7	180.9	134.6	133.5
1990 J	132.9	123.4	120.5	116.1	208.4	150.4	126.4	0.0	139.1	119.4	107.7	182.0	136.0	134.8
1990 A	133.3	123.5	120.5	114.7	207.0	151.4	126.7	127.1	140.0	121.0	107.7	185.3	137.0	135.8
1990 S	134.0	122.6	120.5	114.7	215.6	152.7	127.2	0.0	140.7	121.6	107.9	187.0	138.0	137.7
1990 O	134.4	121.6	120.5	114.8	220.3	153.1	127.7	0.0	141.2	121.7	108.1	188.2	138.9	138.2
1990 N	134.9	120.8	121.2	114.9	223.3	153.5	128.1	125.5	142.1	121.9	108.2	190.2	139.4	138.5
1990 D	135.3	122.4	121.2	115.2	223.8	154.3	128.2	0.0	142.7	122.4	108.4	181.9	139.9	139.3
1991 J	136.5	124.1	121.8	116.2	227.0	156.9	128.8	0.0	143.3	122.1	109.1	193.5	141.1	141.0
1991 F	137.6	124.9	121.8	116.4	228.5	159.1	129.4	127.5	145.4	122.2	109.1	197.6	141.8	141.7
1991 M	138.2	125.3	121.8	116.5	233.3	160.3	129.9	0.0	146.2	122.4	109.2	199.0	142.3	142.1
1991 A	139.8	125.4	122.5	116.1	235.7	161.8	130.4	0.0	146.9	123.1	109.2	200.9	147.7	142.9
1991 M	140.5	126.1	122.5	116.2	239.8	162.4	130.8	127.6	147.9	123.6	110.5	203.6	148.7	143.2
1991 J	141.4	127.0	123.2	118.2	247.5	162.9	131.3	0.0	148.7	123.9	110.7	204.9	149.3	143.9
1991 J	142.3	128.7	121.2	119.4	247.5	163.6	131.8	0.0	149.3	124.8	110.9	205.9	151.0	144.6
1991 A	142.7	129.3	121.2	119.3	247.7	164.1	132.0	131.7	150.0	125.2	111.1	207.8	151.6	145.8
1991 S	143.1	128.0	121.8	119.2	253.6	165.1	132.4	0.0	150.4	125.4	111.4	209.1	152.2	148.8
1991 O	143.6	128.5	121.8	119.2	257.9	165.7	132.8	0.0	151.0	125.6	111.7	211.0	153.1	149.3
1991 N	144.1	128.6	122.5	119.5	258.7	166.3	133.2	132.0	151.5	125.8	112.7	212.8	153.5	149.8
1991 D	144.5	128.9	122.5	120.0	261.1	167.2	133.4	0.0	151.9	126.3	112.9	214.3	153.6	150.4
1992 J	145.7	129.7	122.5	120.5	265.2	170.8	133.9	0.0	153.2	127.4	113.5	206.1	154.9	151.2
1992 F	146.9	130.0	123.2	122.0	266.9	173.7	134.5	134.2	154.4	127.8	113.6	208.0	155.4	151.9
1992 M	147.6	131.5	123.9	122.2	270.0	175.2	135.0	0.0	155.4	128.2	113.9	209.9	156.0	152.2
1992 A	148.5	132.1	124.5	122.3	276.7	176.6	135.4	0.0	156.0	128.5	114.8	212.2	157.6	152.6
1992 M	149.1	132.9	124.5	122.4	280.5	177.4	135.8	134.1	156.8	129.4	115.4	215.2	158.3	153.5
1992 J	149.6	134.0	124.5	122.9	281.6	178.0	136.1	0.0	157.5	129.6	115.5	217.7	158.7	153.7
1992 J	150.3	136.0	125.2	122.9	279.8	178.7	136.6	0.0	157.9	130.4	115.8	218.0	160.0	154.3
1992 A	150.9	136.1	125.2	124.3	282.1	179.6	136.8	138.4	158.6	130.5	115.9	220.4	160.3	155.7
1992 S	:	134.1	125.2	125.5	286.6	181.3	137.2	0.0	:	131.4	116.0	222.1	160.9	158.3
1992 O	:	134.0	125.9	127.1	291.1	181.8	137.7	0.0	:	131.7	116.3	222.5	161.4	159.1
1992 N	:	135.4	125.9	129.2	292.6	182.5	138.0	136.2	:	132.2	116.4	223.6	162.0	159.2
1992 D	:	135.4	125.9	129.7	293.3	182.8	138.2	0.0	:	132.2	116.5	225.2	162.0	160.1

VERBRAUCHERPREISE
SONSTIGE GÜTER UND DIENSTLEISTUNGEN

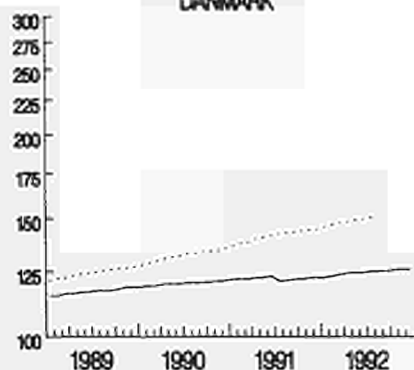
CONSUMER PRICES
OTHER GOODS AND SERVICES
1985 = 100

PRIX A LA CONSOMMATION
AUTRES BIENS ET SERVICES

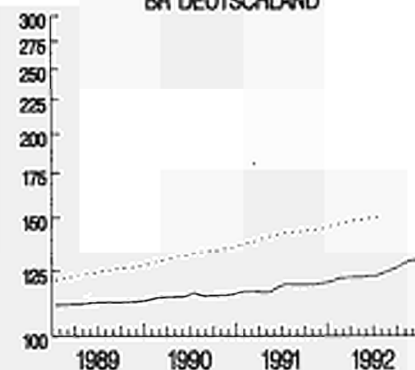
BELGIQUE - BELGIE



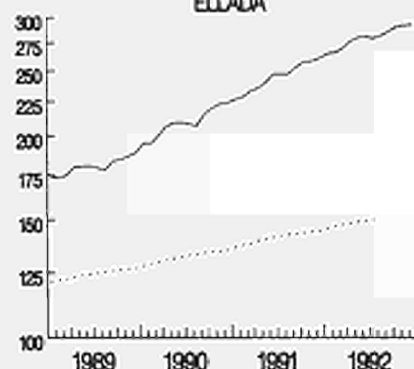
DANMARK



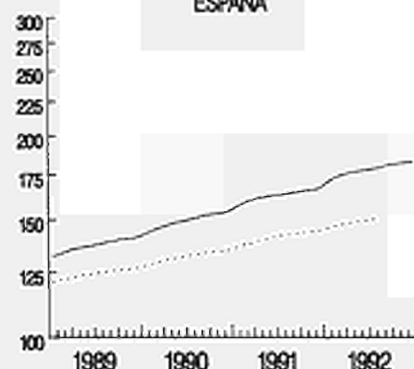
BR DEUTSCHLAND



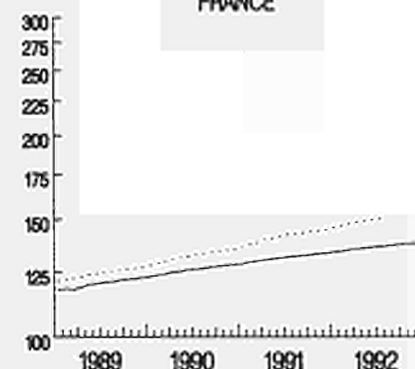
ELLADA



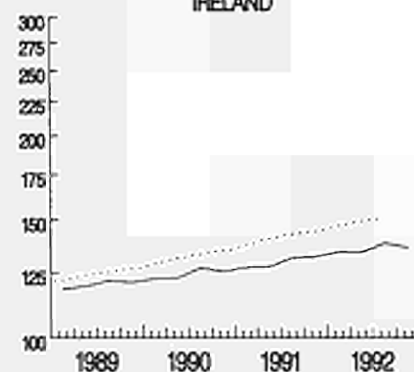
ESPAÑA



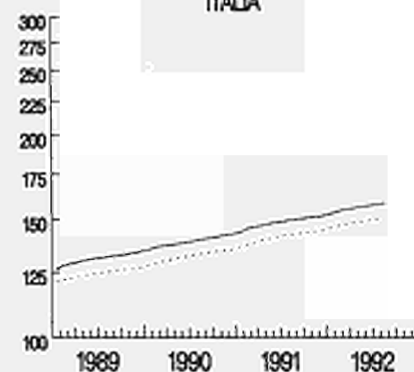
FRANCE



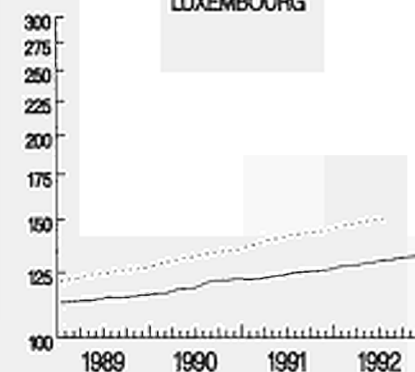
IRELAND



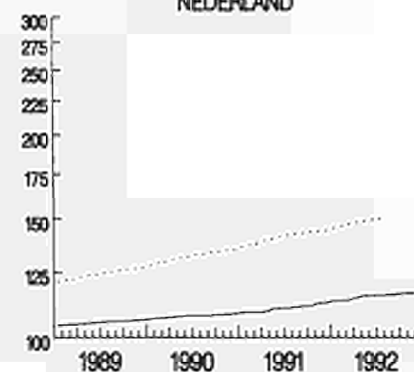
ITALIA



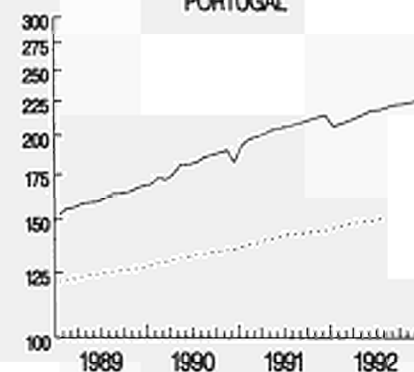
LUXEMBOURG



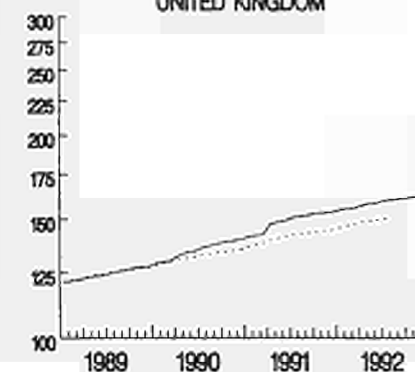
NEDERLAND



PORTUGAL



UNITED KINGDOM



EINFACH-LOGARITHISCHE SKALA

SEMI-LOGARITHMIC SCALE

ECHELLE SEMI-LOGARITHMIQUE

CONSUMER PRICES

PRIX A LA CONSOMMATION

EXPENDITURE IN HOTELS,PUBS AND RESTAURANTS

DEPENSES POUR HOTELS,CAFES ET RESTAURANTS

	EUR12	BELGIQUE BELGIE	DANMARK	BR DEUTSCH LAND	ELLAS	ESPANA	FRANCE	IRELAND	ITALIA	LUXEM- BOURG	NEDER- LAND	PORTU- GAL	UNITED KINGDOM	USA
	PRICE INDICES						1985 = 100		INDICES DE PRIX					
1989 Ø	127.7	116.9	116.5	109.3	201.1	141.1	124.8	122.8	134.8	115.2	107.8	168.1	123.5	117.7
1990 Ø	137.6	122.4	119.9	112.9	244.6	154.8	132.0	127.0	145.4	120.4	110.5	193.8	135.2	123.3
1991 Ø	149.0	129.3	122.7	117.5	297.7	169.5	138.8	132.3	157.0	127.4	114.0	225.9	150.9	127.4
1992 Ø	159.8	139.4	126.3	123.1	360.9	185.7	145.0	139.1	168.3	134.3	117.8	252.4	160.9	130.0
1990 J	132.0	118.6	119.2	111.1	214.2	147.6	128.2	0.0	139.8	117.0	109.2	179.2	128.4	120.4
1990 F	133.3	119.0	119.2	111.5	216.1	149.3	129.2	125.8	142.6	117.0	109.4	184.9	128.9	121.1
1990 M	133.9	119.5	119.2	111.8	221.5	151.1	130.0	0.0	142.6	117.0	109.5	179.1	129.5	121.8
1990 A	135.5	121.2	119.2	112.0	233.0	152.2	130.7	0.0	143.3	118.8	110.2	186.3	132.6	122.4
1990 M	136.6	122.4	119.9	112.1	243.3	153.6	131.2	126.9	144.1	119.3	110.5	192.5	134.3	122.9
1990 J	137.5	122.9	119.9	112.9	247.2	154.4	132.0	0.0	145.0	118.9	110.7	191.8	135.1	123.3
1990 J	138.4	123.1	119.9	113.3	251.9	155.9	132.5	0.0	145.9	120.5	110.9	194.7	136.4	123.7
1990 A	139.2	123.3	119.9	113.5	253.6	157.0	132.9	127.6	146.7	122.9	110.9	199.7	137.6	124.1
1990 S	140.2	123.6	120.5	113.7	260.6	158.3	133.6	0.0	147.7	123.4	111.1	202.6	138.8	124.4
1990 O	140.7	124.1	120.5	113.9	259.2	158.7	134.3	0.0	148.3	123.4	111.3	204.5	139.8	124.8
1990 N	141.2	124.8	120.5	114.1	261.1	159.1	134.6	127.9	149.1	123.4	111.3	204.2	140.4	125.1
1990 D	142.2	125.6	120.5	114.5	273.8	160.1	134.9	0.0	149.9	123.6	111.5	206.5	141.2	125.4
1991 J	143.4	125.1	121.2	115.2	277.5	163.0	135.5	0.0	151.1	125.5	113.4	210.2	142.1	125.5
1991 F	144.3	126.3	121.2	115.5	271.4	165.5	136.2	130.2	153.0	125.6	113.5	215.2	142.8	125.9
1991 M	145.3	126.5	121.9	116.0	276.1	166.5	136.9	0.0	154.6	125.6	113.7	217.4	143.3	126.1
1991 A	147.8	127.3	121.9	116.3	298.0	168.3	137.4	0.0	155.6	127.1	113.4	221.1	150.1	126.7
1991 M	148.2	128.3	121.9	116.8	289.3	168.9	138.1	130.5	156.5	127.4	113.5	222.6	151.0	127.1
1991 J	149.1	128.7	122.6	117.7	291.9	169.9	138.7	0.0	157.3	127.6	113.7	226.2	151.9	127.4
1991 J	150.1	130.6	122.6	118.2	304.2	170.1	139.3	0.0	157.8	127.8	114.0	227.1	153.3	127.9
1991 A	150.8	131.0	123.2	118.6	306.3	170.9	139.7	133.5	158.3	128.2	114.3	231.0	154.0	127.9
1991 S	151.5	130.4	123.2	119.1	310.5	171.7	140.2	0.0	159.1	128.3	114.4	233.3	154.9	128.4
1991 O	152.1	132.3	123.9	119.3	308.8	172.4	140.8	0.0	159.8	128.4	114.7	235.4	155.5	128.5
1991 N	152.3	131.9	123.9	118.4	311.0	173.0	141.3	134.9	160.4	128.5	114.9	233.3	156.0	128.7
1991 D	153.3	132.6	124.6	118.9	327.2	173.9	141.5	0.0	161.0	128.7	115.1	238.1	156.4	129.0
1992 J	154.7	132.7	124.6	120.5	329.9	177.8	142.1	0.0	163.1	131.4	115.5	240.3	156.7	129.1
1992 F	155.6	133.1	125.3	121.5	326.0	181.0	142.8	137.1	164.4	131.2	115.6	241.2	157.2	129.3
1992 M	156.5	134.1	125.3	121.6	327.6	182.5	143.5	0.0	166.0	131.5	116.0	245.2	157.4	129.5
1992 A	158.2	138.9	125.9	122.0	351.4	183.9	143.9	0.0	166.8	133.1	117.5	246.6	159.3	129.6
1992 M	158.8	140.0	126.6	122.3	347.9	184.8	144.4	137.6	167.6	134.4	117.8	248.8	160.2	129.7
1992 J	159.9	141.3	126.6	123.2	360.9	185.5	144.8	0.0	168.7	134.6	118.0	254.2	160.8	130.0
1992 J	160.5	143.3	126.6	123.4	363.4	186.4	145.4	0.0	168.7	134.8	118.5	255.8	161.7	130.1
1992 A	161.5	143.1	126.6	123.7	374.6	187.3	145.7	140.7	170.0	134.8	118.6	257.6	162.2	130.3
1992 S	162.1	141.3	126.6	124.0	383.6	189.2	146.4	0.0	169.7	135.9	118.9	259.4	163.0	130.5
1992 O	162.7	141.3	127.3	124.4	380.0	189.6	146.8	0.0	170.8	136.3	119.0	259.2	163.8	130.6
1992 N	163.4	141.4	127.3	125.1	385.3	190.2	147.2	141.1	171.9	136.6	119.2	259.4	164.2	130.8
1992 D	164.1	142.3	127.3	125.3	400.0	190.5	147.4	0.0	172.3	136.6	119.2	261.2	164.6	130.9

CONSUMER PRICES
ENERGY PRODUCTS

K

PRIX A LA CONSOMMATION
PRODUITS ENERGETIQUES

	EUR12	BELGIQUE BELGIE	DANMARK	BR DEUTSCH LAND	ELLAS	ESPANA	FRANCE	IRELAND	ITALIA	LUXEM- BOURG	NEDER- LAND	PORTU- GAL	UNITED KINGDOM	USA
	PRICE INDICES				1985 = 100			INDICES DE PRIX						
1989 Ø	92.7	76.9	116.0	82.1	127.3	91.6	87.7	95.5	103.6	74.0	73.6	119.4	104.9	92.7
1990 Ø	99.9	82.1	116.4	85.5	173.6	99.1	91.9	97.9	116.0	77.6	80.5	135.1	114.8	100.4
1991 Ø	106.7	84.5	116.6	91.3	217.2	106.5	93.8	99.4	126.3	77.3	87.8	152.3	123.7	100.7
1992 Ø	108.6	83.5	114.6	93.0	256.3	113.8	92.5	97.8	127.7	75.8	87.2	157.0	126.8	101.3
1990 J	96.2	80.7	115.4	85.2	140.9	94.1	89.7	0.0	111.9	78.3	78.2	125.3	107.5	96.0
1990 F	95.5	79.2	114.1	83.1	141.0	95.7	89.3	96.5	111.2	76.1	78.7	125.3	107.0	94.8
1990 M	95.5	79.1	113.4	83.0	141.0	95.7	89.0	0.0	111.5	75.1	78.5	128.0	107.2	93.9
1990 A	96.4	79.2	114.1	82.9	141.0	95.7	88.8	0.0	112.0	75.2	78.4	129.4	111.2	94.1
1990 M	96.8	78.4	112.7	82.5	170.4	95.4	88.6	95.3	111.7	74.3	78.5	129.4	112.7	95.1
1990 J	96.7	77.8	111.3	82.1	170.6	95.4	88.2	0.0	111.6	73.5	78.1	129.4	113.5	97.9
1990 J	97.0	77.9	112.0	82.0	172.2	96.1	88.3	0.0	111.7	72.6	80.4	132.6	113.5	97.2
1990 A	101.3	81.3	117.5	86.7	188.8	98.8	92.5	96.2	117.0	74.3	81.9	132.6	118.1	101.9
1990 S	104.9	87.0	122.9	87.5	204.1	104.2	97.3	0.0	119.8	77.2	84.5	142.9	122.6	107.0
1990 O	108.2	91.2	125.0	92.1	204.2	107.5	99.4	0.0	124.9	83.8	85.0	145.6	124.9	109.5
1990 N	106.1	88.1	120.2	90.4	204.4	106.3	96.5	103.8	124.6	86.0	82.9	150.1	121.3	109.0
1990 D	104.1	85.7	118.2	88.4	204.4	104.4	94.7	0.0	123.6	85.0	81.2	150.1	118.3	108.3
1991 J	105.6	87.0	118.8	90.4	204.4	107.2	94.9	0.0	127.3	80.4	86.3	150.1	118.2	105.3
1991 F	105.3	86.1	118.2	90.5	204.4	107.0	94.4	98.3	128.9	80.4	84.6	153.5	116.8	101.1
1991 M	103.6	82.6	114.7	86.5	204.5	105.5	92.7	0.0	128.8	80.3	84.8	153.9	116.4	98.0
1991 A	105.0	82.6	115.4	87.1	213.3	105.8	92.3	0.0	128.3	74.3	84.5	154.6	122.2	97.8
1991 M	105.3	83.7	115.4	88.2	213.6	105.9	92.8	99.0	123.8	75.5	84.9	151.9	124.8	100.4
1991 J	105.6	83.6	116.8	87.9	213.6	106.2	93.1	0.0	123.7	75.4	85.1	151.9	125.7	101.8
1991 J	107.9	83.8	116.8	93.7	220.1	106.9	93.5	0.0	124.4	76.1	90.6	151.9	127.2	101.0
1991 A	108.1	84.1	116.8	93.4	226.3	106.6	94.2	99.6	124.6	76.8	90.8	151.9	127.2	101.2
1991 S	108.4	85.5	116.8	94.6	226.5	106.6	94.3	0.0	125.5	76.9	90.8	151.9	126.5	101.9
1991 O	108.8	85.9	117.5	95.0	226.7	106.7	94.3	0.0	126.3	76.6	91.0	151.9	127.0	100.1
1991 N	109.1	85.7	117.5	95.1	226.7	107.6	94.8	100.7	127.6	78.3	90.7	151.9	126.9	100.1
1991 D	108.0	83.1	114.7	93.6	226.7	106.3	93.9	0.0	127.1	77.0	89.7	151.9	125.9	100.2
1992 J	107.1	81.0	114.1	92.2	231.7	111.1	92.8	0.0	127.1	76.2	86.9	153.0	123.6	98.4
1992 F	107.7	81.8	113.4	93.2	231.9	111.8	92.8	98.4	128.1	73.7	87.0	157.3	124.3	97.3
1992 M	107.5	81.4	114.1	92.5	230.6	111.7	92.8	0.0	127.0	75.5	86.9	157.4	125.0	97.2
1992 A	108.2	83.1	114.1	93.1	233.6	112.0	92.6	0.0	127.4	74.2	87.3	157.3	126.9	97.8
1992 M	108.9	84.0	116.1	93.7	235.6	113.2	92.7	97.8	127.6	75.6	87.8	157.3	127.9	100.7
1992 J	109.0	84.2	116.1	93.8	239.0	113.4	92.8	0.0	127.6	76.5	87.8	157.3	127.8	104.1
1992 J	108.7	83.8	114.7	93.0	237.6	113.6	92.7	0.0	127.6	76.8	87.6	157.5	127.7	104.2
1992 A	108.7	82.9	114.1	92.7	278.1	114.3	92.3	97.8	126.9	76.4	87.3	157.5	126.7	103.6
1992 S	108.8	84.1	114.7	92.7	296.9	114.4	91.8	0.0	127.6	75.0	87.3	157.5	126.0	104.1
1992 O	109.4	84.8	114.7	93.0	293.7	116.2	92.1	0.0	128.2	76.0	86.9	157.5	127.6	102.7
1992 N	109.8	85.5	115.4	93.4	284.1	116.8	92.3	97.1	128.5	76.7	86.9	157.5	128.7	102.7
1992 D	109.8	84.9	114.1	93.0	283.4	117.1	92.2	0.0	128.8	76.6	86.5	157.5	129.0	102.2

CONSUMER PRICE
GENERAL INDEX

L

PRIX A LA CONSOMMATION
INDICE GENERAL

	EUR 12	B	DK	D	GR	E	F	IRL	I	L	NL	P	UK
	PRICE INDEX					1985=100				INDICE DE PRIX			
1956	14.0	23.4	14.3	36.1	7.8	5.5	12.9	8.9	9.1	27.0	24.3	3.9	12.1
1957	15.4	24.2	14.4	36.8	8.0	6.1	13.3	9.3	9.2	28.4	25.2	3.9	12.6
1958	15.7	24.5	14.5	37.6	8.1	6.9	15.3	9.7	9.5	28.4	25.6	4.0	13.0
1959	15.9	24.8	14.8	38.0	8.3	7.4	16.2	9.7	9.5	28.8	25.8	4.1	13.0
1960	16.2	24.9	15.0	38.6	8.4	7.6	16.8	9.8	9.7	28.7	26.4	4.1	13.1
1961	16.4	25.1	15.5	39.5	8.5	7.7	17.3	10.1	9.8	28.8	26.8	4.2	13.6
1962	17.2	25.3	16.6	41.1	8.5	8.1	18.2	10.5	10.3	29.1	27.5	4.3	14.2
1963	18.0	26.0	17.7	42.3	8.8	8.8	19.2	10.7	11.1	29.9	28.4	4.4	14.5
1964	18.7	27.1	18.2	43.3	8.8	9.4	19.9	11.5	11.8	30.8	30.0	4.5	14.9
1965	19.5	28.2	19.4	44.7	9.1	10.7	20.4	12.0	12.3	31.9	31.4	4.7	15.7
1966	20.2	29.3	20.8	46.3	9.5	11.3	20.9	12.4	12.6	32.7	33.2	4.9	16.3
1967	20.9	30.2	22.6	47.0	9.7	12.1	21.5	12.8	13.0	33.7	34.3	5.2	16.7
1968	21.5	31.0	24.3	47.8	9.7	12.7	22.5	13.4	13.2	34.5	35.7	5.5	17.5
1969	22.4	32.0	25.2	48.7	10.0	12.9	24.0	14.4	13.6	35.8	38.3	6.0	18.4
1970	23.6	35.1	26.7	50.3	10.3	13.7	25.3	15.6	14.2	37.0	40.0	6.4	19.6
1971	25.2	36.8	28.3	53.0	10.6	14.8	26.6	17.0	14.9	38.7	43.0	7.2	21.4
1972	26.8	38.9	30.2	55.9	11.1	16.0	28.2	18.4	15.8	40.7	46.4	7.9	23.0
1973	29.2	41.3	33.0	59.8	12.8	17.9	30.3	20.5	17.5	43.2	50.2	9.0	25.1
1974	33.3	46.6	38.0	64.0	16.2	20.7	34.4	24.0	20.8	47.3	55.1	11.2	29.1
1975	37.9	52.3	41.6	67.8	18.4	24.2	38.5	29.0	24.4	52.4	60.6	12.9	36.1
1976	42.4	57.1	45.4	70.7	20.8	28.5	42.2	34.2	28.4	57.5	66.1	15.6	42.1
1977	47.6	61.1	50.4	73.3	23.4	35.4	46.1	38.9	33.7	61.3	70.3	19.9	48.8
1978	52.0	63.9	55.5	75.3	26.3	42.4	50.3	41.9	37.8	63.2	73.3	24.4	52.8
1979	57.5	66.7	60.8	78.4	31.3	49.1	55.7	47.4	43.3	66.1	76.5	30.1	59.9
1980	65.3	71.2	68.3	82.6	39.1	56.7	63.3	56.1	52.5	70.3	81.8	35.2	70.7
1981	73.3	76.6	76.3	87.8	48.7	65.0	71.8	67.5	61.9	76.0	87.2	42.2	79.0
1982	81.1	83.3	84.0	92.5	58.9	74.3	80.3	79.1	72.1	83.1	92.2	51.7	85.8
1983	88.0	89.7	89.9	95.5	70.8	83.4	88.0	87.3	82.7	90.3	94.8	64.8	89.8
1984	94.3	95.4	95.5	97.8	83.8	92.7	94.4	94.9	91.6	96.1	97.8	83.8	94.3
1985	100.0	100.0	100.0	100.0	100.0	100.0	100.0	100.0	100.0	100.0	100.0	100.0	100.0
1986	103.5	101.3	103.6	99.9	123.0	108.8	102.7	103.8	105.8	100.3	100.2	111.7	103.4
1987	106.9	102.9	107.8	100.1	143.2	114.5	105.9	107.1	110.9	100.2	99.8	122.2	107.7
1988	110.7	104.1	112.7	101.4	162.5	120.0	108.7	109.4	116.5	101.7	100.6	133.9	113.0
1989	116.3	107.3	118.1	104.2	184.9	128.2	112.7	113.9	123.8	105.1	101.7	151.0	121.8
1990	122.9	111.0	121.2	107.0	222.6	136.8	116.5	117.6	131.8	109.0	104.2	170.9	133.3
1991	129.0	114.6	124.1	110.7	265.9	145.0	120.2	121.3	140.2	112.4	108.4	189.5	141.1
1992	134.6	117.3	126.7	115.1	308.1	153.5	123.0	125.1	147.4	115.9	112.5	206.7	146.4

M

CONSUMER PRICE GENERAL INDEX

PRIX A LA CONSOMMATION INDICE GENERAL

	USA	JAP	CH	A	N	S	SF	CAN
	PRICE INDEX			1985=100		INDICE DE PRIX		
1956	25.3	19.6	34.4	27.9	12.6	15.8	10.8	22.7
1957	26.1	20.2	35.0	28.7	16.2	16.5	12.3	23.4
1958	26.8	20.2	35.7	29.2	18.3	17.3	13.4	24.1
1959	27.1	20.3	35.4	29.6	18.6	17.4	13.6	24.4
1960	27.5	20.9	36.0	30.2	18.7	18.1	14.1	24.6
1961	27.8	22.1	36.7	31.2	19.1	18.6	14.4	24.9
1962	28.1	23.6	38.2	32.6	20.2	19.4	15.0	25.2
1963	28.5	25.6	39.5	33.5	20.7	19.9	15.7	25.6
1964	28.8	26.5	40.8	34.8	21.9	20.6	17.3	26.1
1965	29.3	28.3	42.1	36.5	22.8	21.6	18.2	26.7
1966	30.2	29.8	44.1	37.3	23.5	23.0	18.9	27.7
1967	31.0	30.9	45.9	38.8	24.6	24.0	19.9	28.7
1968	32.3	32.5	47.0	39.8	25.5	24.5	21.6	29.9
1969	34.1	34.3	48.2	41.1	26.2	25.2	22.1	31.2
1970	36.1	36.9	50.0	42.8	29.0	26.9	22.7	32.2
1971	37.6	39.3	53.2	44.9	30.9	28.9	24.2	33.2
1972	38.9	41.2	56.8	47.7	33.0	30.6	25.9	34.7
1973	41.3	46.0	61.8	51.3	35.5	32.7	29.0	37.4
1974	45.9	56.6	67.7	56.2	38.9	36.0	34.0	41.5
1975	50.0	63.3	72.3	61.0	43.4	39.5	40.1	46.0
1976	52.9	69.3	73.6	65.4	47.4	43.6	45.8	49.4
1977	56.3	74.9	74.7	69.0	51.6	48.5	51.6	53.4
1978	60.6	78.1	75.3	71.5	55.9	53.4	55.5	58.1
1979	67.5	81.0	78.0	74.1	58.5	57.3	59.5	63.4
1980	76.6	87.3	81.1	78.8	64.9	65.0	66.4	69.9
1981	84.5	91.4	86.4	84.2	73.8	72.9	74.4	78.6
1982	89.7	94.1	91.3	88.8	82.1	79.2	81.5	87.1
1983	92.6	95.8	94.0	91.7	89.1	86.2	88.2	92.1
1984	96.6	98.0	96.7	96.9	94.6	93.1	94.5	96.1
1985	100.0	100.0	100.0	100.0	100.0	100.0	100.0	100.0
1986	101.9	100.6	100.7	101.7	107.2	104.2	103.6	104.1
1987	105.7	100.7	102.2	103.1	116.5	108.6	107.1	108.7
1988	110.0	101.4	104.1	105.1	124.3	114.9	112.6	113.1
1989	115.3	103.7	107.4	107.8	130.0	122.3	120.0	118.7
1990	121.5	106.9	113.2	111.3	135.4	135.1	127.3	124.4
1991	126.6	110.4	119.8	115.0	140.0	147.8	132.6	131.4
1992	130.5	112.3	124.6	119.7	143.3	151.1	136.0	133.4

EXPLANATORY NOTES

METHODOLOGY

The consumer price indices given here are the national indices which have different names in each country. As far as trends are concerned, the general index published by EUROSTAT always corresponds to the general index published by the country. The component items of this general index are groups of national indices aggregated according to a harmonized classification conforming to the ESA (European System of Integrated Economic Accounts). For these groups, the price trends correspond to the trends noted by the national indices for the same classification field. The field covered by the general index varies according to country; as regards the population concerned (specific income bracket, certain socio-professional categories or total households), the geographical areas used (capital, urban areas, country as a whole, etc.) or differences in treatments of expenditure on rent, health care, etc... Finally, there is no uniform method for seasonal adjustments. A fixed system is used in some countries, whereas in others a chain system is used (variable weightings). The reference years used at national level for the indices vary according to country. For ease of comparison, EUROSTAT has chosen 1985 as the common year for the presentation of these indices.

THE CALCULATION OF THE EUR-12 INDEX

The EUR-12 index as calculated by EUROSTAT is a weighted average of national price indices. The weight used is the proportion of each country in the final consumption of households for EUR-12. The values of this consumption in national currency are converted into purchasing power standard (PPS); for this purpose the purchasing power parities of the G.D.P. are used. Up to 1987 purchasing power parities are those which result from the 1980 enquiry, from 1988 onwards they are those from the 1985 enquiry. The index calculated is a chain index of the "Laspeyres" type with weights changing each year. However, the weights are lagged by three years since the national accounts data needed become available only after three years. For example: the weights used for 1991 are those of 1988, for 1990 those of 1987. Moreover, national accounts data are often revised leading to revisions of the consumption weights. In order to avoid continuous modifications in the EUR-12 index for previous periods, EUROSTAT has decided to "freeze" the weights which are used. Thus the EUR-12 index will not be affected by revisions of the national accounts. However when Member States carry out major revisions in the price series for past years, EUR-12 data will be calculated using these new series.

Sources

DEUTSCHLAND	Preise und Preisindizes für die Lebenshaltung STATISTISCHES BUNDESAMT - WIESBADEN/DEUTSCHLAND
FRANCE	Indices des prix à la consommation Bulletin mensuel de statistiques INSEE - PARIS/FRANCE
ITALIA	Indici dei prezzi al consumo ISTAT - ROMA/ITALIA
NEDERLAND	Maandstatistiek van de prijzen C.B.S. - VOORBURG/NEDERLAND
BELGIQUE	Index van de consumptie prijzen Dienst voor het indexcijfer MINISTERIE VAN ECONOMISCHE ZAKEN - BRUSSEL/BELGIE
LUXEMBOURG	Indice des prix à la consommation INDICATEURS RAPIDES STATEC - LUXEMBOURG
UNITED KINGDOM	Retail price index DEPARTEMENT OF EMPLOYMENT - LONDON - UK
IRELAND	Consumer Price Index CENTRAL STATISTICAL OFFICE - DUBLIN/IRELAND
DANMARK	Forbrugerprisindekset Prisstistik DANMARKS STATISTIK - KOBENHAVN/DANMARK
ESPANA	Indice de precios de consumo INSTITUTO NACIONAL DE ESTADISTICA - MADRID - ESPAÑA
PORTUGAL	Indice de precios no consumidor INSTITUTO NACIONAL DE ESTADISTICA - LISBOA - PORTUGAL
GREECE	Consumer price index NATIONAL STATISTICAL OFFICE OF GREECE - ATHENS - GREECE
SCHWEIZ	Landesindex der Konsumentenpreise BUNDESAMT FUER GEWERBE,INDUSTRIE UND ARBEIT - BERN - SCHWEIZ
OESTERREICH	Index der Verbraucherpreise OESTERREICHISCHES STATISTISCHES ZENTRALAMT - WIEN OESTERREICH
NORWAY	Konsumprisindeksen STATISTIK MANEDSHEFTE STATISTIK SENTRALBYRA - OSLO - NORGE
SWEDEN	Konsumpriserna: STATISTISKA MEDELLAN STATISTISKA CENTRALBYRAN - STOCKHOLM/SVERIGE
FINLAND	Consumer price index - MONTHLY BULLETIN CENTRAL STATISTICAL OFFICE OF FINLAND - HELSINKI/FINLAND
U.S.A.	Consumer price index - CPI-U U.S. City - Average for all urban consumers U.S. BUREAU OF LABOR - WASHINGTON - U.S.A.
CANADA	The consumer price index STATISTICS CANADA - OTTAWA/CANADA
JAPAN	Consumer price index STATISTICS BUREAU MANAGEMENT AND COORDINATION AGENCY - TOKYO/JAPAN

**Venta y suscripciones • Saig og abonnement • Verkauf und Abonnement • Πωλήσεις και συνδρομές
Sales and subscriptions • Vente et abonnements • Vendita e abbonamenti
Verkoop en abonnementen • Venda e assinaturas**

BELGIQUE / BELGIE

Moniteur belge / Belgisch Staatsblad
Rue de Louvain 42 / Leuvenseweg 42
B-1000 Bruxelles / B-1000 Brussel
Tél. (02) 512 00 26
Fax (02) 511 01 84

Autres distributeurs /
Overige verkooppunten

**Librairie européenne/
Europese boekhandel**

Rue de la Loi 244/Wetstraat 244
B-1040 Bruxelles / B-1040 Brussel
Tél. (02) 231 04 35
Fax (02) 735 08 60

Jean De Lannoy

Avenue du Roi 202 /Koningslaan 202
B-1060 Bruxelles / B-1060 Brussel
Tél. (02) 538 51 69
Télex 63220 UNBOOK B
Fax (02) 538 08 41

Document delivery:

Crédoc

Rue de la Montagne 34 / Bergstraat 34
Bte 11 / Bus 11
B-1000 Bruxelles / B-1000 Brussel
Tél. (02) 511 69 41
Fax (02) 513 31 95

DANMARK

J. H. Schultz Information A/S

Herstedvang 10-12
DK-2620 Albertslund
Tlf. (45) 43 63 23 00
Fax (Sales) (45) 43 63 19 69
Fax (Management) (45) 43 63 19 49

DEUTSCHLAND

Bundesanzeiger Verlag

Breite Straße
Postfach 10 80 06
D-W-5000 Köln 1
Tel. (02 21) 20 29-0
Telex ANZEIGER BONN 8 882 595
Fax 2 02 92 78

GREECE/ΕΛΛΑΔΑ

G.C. Eleftheroudakis SA

International Bookstore
Nikis Street 4
GR-10563 Athens
Tel. (01) 322 63 23
Telex 219410 ELEF
Fax 323 98 21

ESPAÑA

Boletín Oficial del Estado

Trafalgar, 29
E-28071 Madrid
Tel. (91) 538 22 95
Fax (91) 538 23 49

Mundi-Prensa Libros, SA

Castelló, 37
E-28001 Madrid
Tel. (91) 431 33 99 (Libros)
431 32 22 (Suscripciones)
435 36 37 (Dirección)
Télex 49370-MPLI-E
Fax (91) 575 39 98

Sucursal:

Librería Internacional AEDOS

Consejo de Ciento, 391
E-08009 Barcelona
Tel. (93) 488 34 92
Fax (93) 487 76 59

**Librería de la Generalitat
de Catalunya**

Rambla dels Estudis, 118 (Palau Moja)
E-08002 Barcelona
Tel. (93) 302 68 35
302 64 62
Fax (93) 302 12 99

FRANCE

**Journal officiel
Service des publications
des Communautés européennes**
26, rue Desaix
F-75727 Paris Cedex 15
Tél. (1) 40 58 75 00
Fax (1) 40 58 77 00

IRELAND

Government Supplies Agency

4-5 Harcourt Road
Dublin 2
Tel. (1) 61 31 11
Fax (1) 78 06 45

ITALIA

Licosa SpA

Via Duca di Calabria, 1/1
Casella postale 552
I-50125 Firenze
Tel. (055) 64 54 15
Fax 64 12 57
Telex 570466 LICOSA I

GRAND-DUCHÉ DE LUXEMBOURG

Messageries Paul Kraus

11, rue Christophe Plantin
L-2339 Luxembourg
Tél. 499 88 88
Télex 2515
Fax 499 88 84 44

NEDERLAND

SDU Overheidsinformatie

Externe Fondsen
Postbus 20014
2500 EA 's-Gravenhage
Tel. (070) 37 89 911
Fax (070) 34 75 778

PORTUGAL

Imprensa Nacional

Casa da Moeda, EP
Rua D. Francisco Manuel de Melo, 5
P-1092 Lisboa Codex
Tel. (01) 69 34 14

**Distribuidora de Livros
Bertrand, Ld.***

Grupo Bertrand, SA
Rua das Terras dos Vales, 4-A
Apartado 37
P-2700 Amadora Codex
Tel. (01) 49 59 050
Telex 15798 BERDIS
Fax 49 60 255

UNITED KINGDOM

HMSO Books (Agency section)

HMSO Publications Centre
51 Nine Elms Lane
London SW8 5DR
Tel. (071) 873 9090
Fax 873 8463
Telex 29 71 138

ÖSTERREICH

**Manz'sche Verlags-
und Universitätsbuchhandlung**

Kohlmarkt 16
A-1014 Wien
Tel. (0222) 531 61-0
Telex 112 500 BOX A
Fax (0222) 531 61-39

SUOMI

Akateeminen Kirjakauppa

Keskuskatu 1
PO Box 128
SF-00101 Helsinki
Tel. (0) 121 41
Fax (0) 121 44 41

NORGE

Narvesen information center

Bertrand Narvesens vei 2
PO Box 6125 Etterstad
N-0602 Oslo 6
Tel. (2) 57 33 00
Telex 79668 NIC N
Fax (2) 68 19 01

SVERIGE

BTJ

Tryck Traktorvägen 13
S-222 60 Lund
Tel. (046) 18 00 00
Fax (046) 18 01 25

SCHWEIZ / SUISSE / SVIZZERA

OSEC

Stampfenbachstraße 85
CH-8035 Zürich
Tel. (01) 365 54 49
Fax (01) 365 54 11

ČESKOSLOVENSKO

NIS

Havelkova 22
13000 Praha 3
Tel. (02) 235 84 46
Fax 42-2-264775

MAGYARORSZÁG

Euro-Info-Service

Pf. 1271
H-1464 Budapest
Tel./Fax (1) 111 60 61/111 62 16

POLSKA

Business Foundation

ul. Krucza 38/42
00-512 Warszawa
Tel. (22) 21 99 93, 628-28-82
International Fax&Phone
(0-39) 12-00-77

ROUMANIE

Euromedia

65, Strada Dionisie Lupu
70184 Bucuresti
Tel./Fax 0 12 96 46

BULGARIE

D.J.B. \
59, bd Vitocha
1000 Sofia
Tel./Fax 2 810158

RUSSIA

**CCEC (Centre for Cooperation with
the European Communities)**

9, Prospekt 60-let Oktyabrya
117312 Moscow
Tel. 095 135 52 87
Fax 095 420 21 44

CYPRUS

**Cyprus Chamber of Commerce and
Industry**

Chamber Building
38 Grivas Dhigenis Ave
3 Deligiorgis Street
PO Box 1455
Nicosia
Tel. (2) 449500/462312
Fax (2) 458630

TÜRKIYE

**Pres Gazete Kitap Dergi
Pazarlama Dağıtım Ticaret ve sanayi
AŞ**

Narlıbahçe Sokak N. 15
Istanbul-Çağaloğlu
Tel. (1) 520 92 96 - 528 55 66
Fax 520 64 57
Telex 23822 DSVO-TR

ISRAEL

ROY International

PO Box 13056
41 Mishmar Hayarden Street
Tel Aviv 61130
Tel. 3 496 108
Fax 3 544 60 39

CANADA

Renouf Publishing Co. Ltd

Mail orders — Head Office:
1294 Algoma Road
Ottawa, Ontario K1B 3W8
Tel. (613) 741 43 33
Fax (613) 741 54 39
Telex 0534783

Ottawa Store:

61 Sparks Street
Tel. (613) 238 89 85

Toronto Store:

211 Yonge Street
Tel. (416) 363 31 71

UNITED STATES OF AMERICA

UNIPUB

4611-F Assembly Drive
Lanham, MD 20706-4391
Tel. Toll Free (800) 274 4888
Fax (301) 459 0056

AUSTRALIA

Hunter Publications

58A Gipps Street
Collingwood
Victoria 3066
Tel. (3) 417 5361
Fax (3) 419 7154

JAPAN

Kinokuniya Company Ltd

17-7 Shinjuku 3-Chome
Shinjuku-ku
Tokyo 160-91
Tel. (03) 3439-0121

Journal Department

PO Box 55 Chitose
Tokyo 156
Tel. (03) 3439-0124

SINGAPORE

Legal Library Services Ltd

STK Agency
Robinson Road
PO Box 1817
Singapore 9036

AUTRES PAYS

**OTHER COUNTRIES
ANDERE LÄNDER**

**Offices des publications officielles
des Communautés européennes**

2, rue Mercier
L-2985 Luxembourg
Tél. 499 28 1
Télex PUBOF LU 1324 b
Fax 48 85 73/48 68 17

Price (excl. VAT) in Luxembourg: Single copy ECU 6 • Subscription ECU 61



OFICINA DE PUBLICACIONES OFICIALES DE LAS COMUNIDADES EUROPEAS
KONTOR ET FOR DE EUROPEISKE FÆLLESSKABERS OFFICIELLE PUBLIKATIONER
AMT FÜR AMTLICHE VERÖFFENTLICHUNGEN DER EUROPÄISCHEN GEMEINSCHAFTEN
ΥΠΗΡΕΣΙΑ ΕΠΙΣΗΜΩΝ ΕΚΔΟΣΕΩΝ ΤΩΝ ΕΥΡΩΠΑΪΚΩΝ ΚΟΙΝΩΤΗΤΩΝ
OFFICE FOR OFFICIAL PUBLICATIONS OF THE EUROPEAN COMMUNITIES
OFFICE DES PUBLICATIONS OFFICIELLES DES COMMUNAUTÉS EUROPÉENNES
UFFICIO DELLE PUBBLICAZIONI UFFICIALI DELLE COMUNITÀ EUROPEE
BUREAU VOOR OFFICIËLE PUBLIKATIES DER EUROPESE GEMEENSCHAPPEN
SERVIÇO DAS PUBLICAÇÕES OFICIAIS DAS COMUNIDADES EUROPEIAS

ISSN 1010-2779

L - 2985 Luxembourg

Catalogue number: CA-CB-92-S04-EN-C