

Consumer price index

11 □ 1993 Monthly

PRICES : EC annual inflation unchanged at 3.3% in October 1993

6 Member States meet inflation convergence criteria

The EC annual inflation rate as measured by the CPI remained unchanged from September at 3.3%, confirming the near stability of inflation; since the beginning of this year the annual rates for the Community as a whole have remained between 3.6% and 3.3%.

In ascending order of current inflation the rates for the Member States over the last 12 months and those for the corresponding period of last year are as follows:

	<u>OCT.'93</u> OCT.'92	<u>OCT.'92</u> OCT.'91		OCT.'93 OCT.'92	<u>OCT.'92</u> OCT.'91
Ireland**	1.3%	2.8%	Luxembourg	3.5%	3.2%
United Kingdom	1.4%	3.6%	Germany*	3.9%	3.7%
Denmark	1.5%	1.6%	Spain	4.6%	5.2%
Netherlands	1.8%	3.3%	Italy	4.6%p	4.8%
France	2.2%p	1.9%	Portugal	6.3%	8.9%
Belgium	2.7%	2.2%	Greece	12.3%	15.9%

The Treaty on European Union which came into effect on 1.11.1993, requires that, as one of the criteria of economic convergence, annual inflation rates of the Member States must not exceed by more than 1.5 percentage points the average of the three lowest national rates.

On this basis for the month of October 1993, Ireland, the United Kingdom, Denmark, the Netherlands, France and Belgium fulfilled this requirement (the average of the three lowest rates was 1.4%, thus the differential should be within 2.9%). These figures are based on national consumer price indices, unadjusted for differences in compilation methods.

Of the applicant Member States at present only Finland (1.6%) and Norway (2.0%) meet these criteria, whereas inflation rates in Austria (3.4% in September) and Sweden (4.3%) are outside the limits mentioned above.

The annual rates for the United States and Japan were respectively 2.8% and 1.3% in October.

On a monthly basis the CPI for the Community rose by 0.3%, the same rise as last month.

A sharp rise was recorded in Greece (1.9%), and there were also marked increases in the indices of Italy (0.7%) and Portugal (0.6%). Increases were low to moderate in all the other Member States : Belgium 0.1%, Germany, France and the Netherlands 0.2%, Denmark and Luxembourg 0.3%, Spain 0.4%, while there was a decrease of 0.1% in the index of the United Kingdom.

* The CPI for the Federal Republic of Germany continues to reflect borders prior to 3 October 1990.

** August figures

p = Provisional



OFICINA ESTADÍSTICA DE LAS COMUNIDADES EUROPEAS
DE EUROPÆISKE FÆLLESSKABERS STATISTISKE KONTOR
STATISTISCHES AMT DER EUROPÄISCHEN GEMEINSCHAFTEN
ΣΤΑΤΙΣΤΙΚΗ ΥΠΗΡΕΣΙΑ ΤΩΝ ΕΥΡΩΠΑΪΚΩΝ ΚΟΙΝΟΤΗΤΩΝ
STATISTICAL OFFICE OF THE EUROPEAN COMMUNITIES
OFFICE STATISTIQUE DES COMMUNAUTÉS EUROPÉENNES
ISTITUTO STATISTICO DELLE COMUNITÀ EUROPEE
BUREAU VOOR DE STATISTIEK DER EUROPESE GEMEENSCHAPPEN
SERVIÇO DE ESTATÍSTICA DAS COMUNIDADES EUROPEIAS

L-2920 Luxembourg — Tél. 43011 — Télex: Comeur Lu 3423
B-1049 Bruxelles, bâtiment Berlaymont, rue de la Loi 200 (bureau de liaison) — Tél. 235 1111

The information included in this bulletin has been taken from the Cronos data bank, which is accessible via the different host companies. For all information about these host companies contact Eurostat in Luxembourg, tel. 4301-34567, fax 436404.

To obtain specifications of the principal characteristics of the series contained in this bulletin contact Luxembourg:

Mr Nijenhuis, tel. 4301-33202

Mr Desantis, tel. 4301-33511

VERBRAUCHERPREISE
GESAMTINDEX
VEARENDERUNG % T/T-12

CONSUMER PRICES
GENERAL INDEX
VARIATION % T/T-12

PRIX A LA CONSOMMATION
INDICE GENERAL
VARIATION % T/T-12

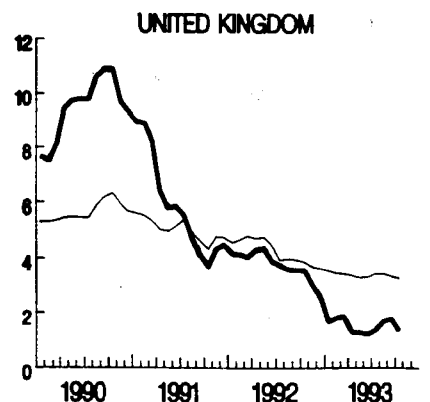
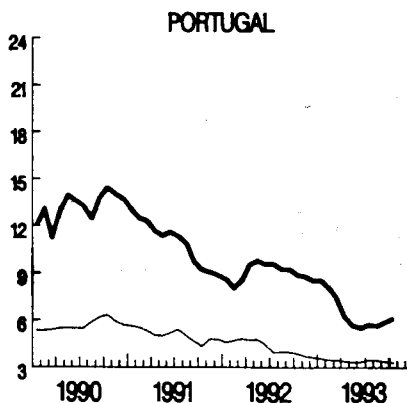
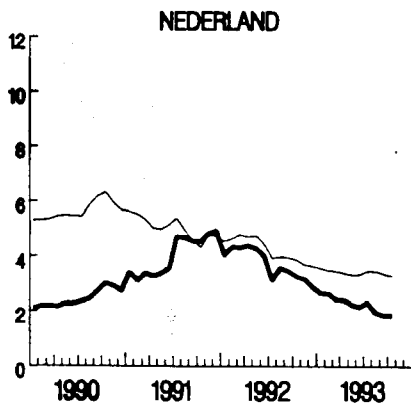
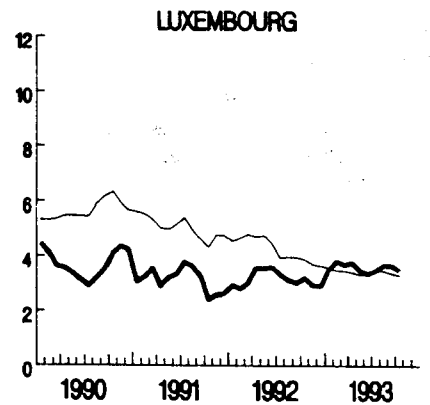
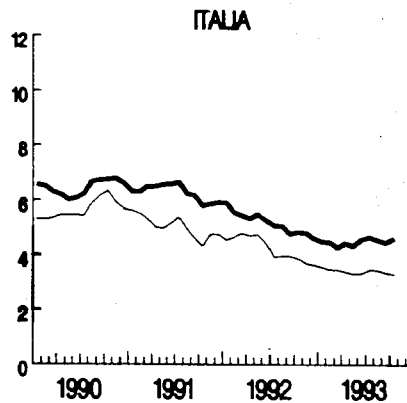
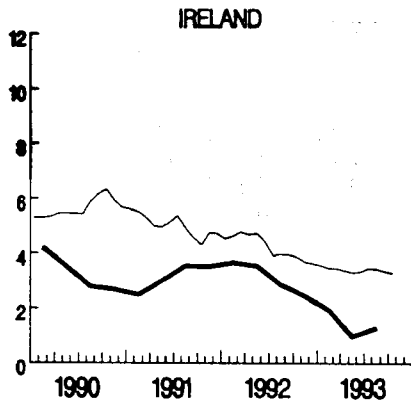
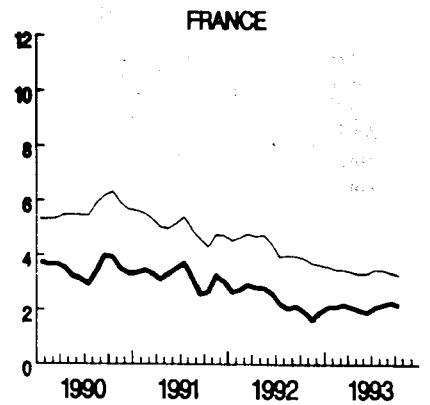
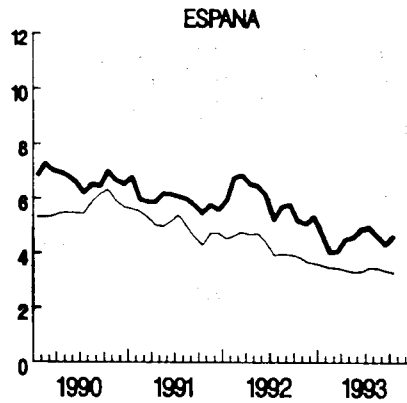
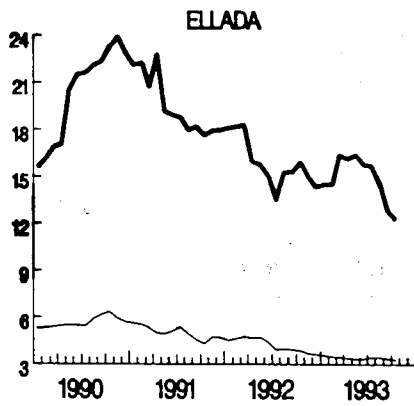
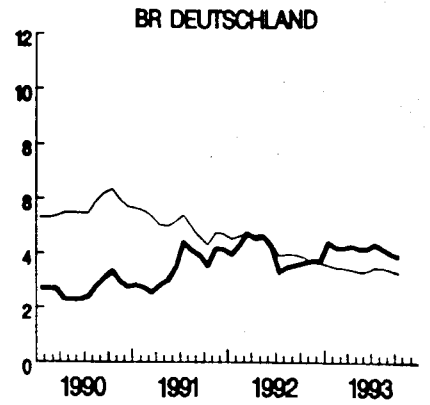
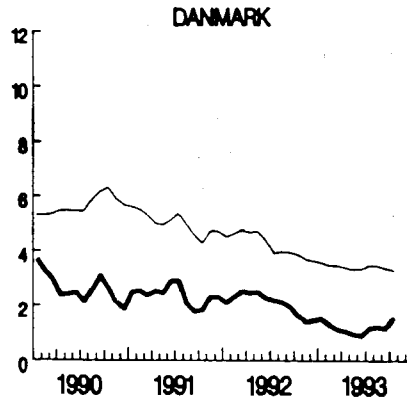
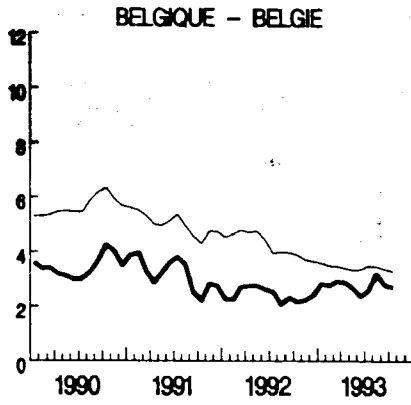


TABLE I

CONSUMER PRICES

GENERAL INDEX

	EUR 12	B	DK	D	GR	E	F	IRL	I	L	NL	P	UK
	Price indices												
	1985=100												
Annual average													
1989	116.3	107.3	118.1	104.2	184.9	128.2	112.7	113.9	123.8	105.1	101.7	151.0	121.8
1990	122.9	111.0	121.2	107.0	222.6	136.8	116.5	117.6	131.8	109.0	104.2	170.9	133.3
1991	129.1	114.6	124.1	110.7	265.9	145.0	120.2	121.3	140.2	112.4	108.4	189.5	141.1
1992	134.6	117.3	126.7	115.1	308.1	153.5	123.0	125.1	147.5	115.9	112.5	206.7	146.4
1992													
October	135.9	118.1	127.2	116.1	325.4	155.7	123.7	:	148.9	117.0	114.1	210.5	147.9
November	136.3	118.5	127.5	116.7	328.0	155.9	123.8	125.9	149.9	117.4	114.2	211.3	147.7
December	136.3	118.5	127.2	116.8	331.7	156.3	123.8	:	150.0	117.4	113.8	212.1	147.1
1993													
January	136.7	119.3	127.0	118.1	332.5	157.7	124.3	:	150.9	118.5	113.2	214.0	145.8
February	137.3	119.6	127.3	118.6	335.5	157.8	124.7	126.4	151.4	118.9	113.6	215.7	146.7
March	137.9	119.8	127.6	119.0	345.9	158.4	125.3	:	151.8	119.2	114.1	216.4	147.3
April	138.5	119.9	127.7	119.4	350.4	159.0	125.4	:	152.5	119.5	114.6	217.5	148.6
May	138.9	120.1	128.5	119.8	351.2	159.5	125.7	126.1	153.2	119.7	114.5	218.6	149.2
June	139.1	120.1	128.4	120.0	355.1	159.9	125.5	:	153.9	119.8	114.2	219.1	149.0
July	139.3	120.9	128.2	120.2	348.3	160.5	125.7	:	154.3	120.2	115.0	220.6	148.7
August	139.6	121.4	128.4	120.2	349.8	161.5	125.7	127.3	154.6	120.6	115.5	221.5	149.4
September	140.0P	121.2	128.8	120.3	358.5	162.4	126.1	:	154.7P	120.7	116.0	222.2	150.0
October	140.4P	121.4	129.2	120.6	365.4	163.0	126.4P	:	155.8P	121.1	116.2	223.5	149.9
	Rates of increase over one month (IRL 3 months) (T/T-1)												
1992													
Oct./Setp.	0.4	0.2	-0.1	0.3	2.4	0.1	0.3	:	0.5	0.5	0.2	0.3	0.4
Nov./Oct.	0.3	0.3	0.2	0.5	0.8	0.1	0.1	0.2	0.6	0.3	0.1	0.4	-0.1
Dec./Nov.	0.0	0.0	-0.2	0.1	1.1	0.3	0.0	:	0.1	0.0	-0.4	0.4	-0.4
1993													
January	0.3	0.7	-0.2	1.1	0.2	0.9	0.4	:	0.5	1.0	-0.5	0.9	-0.9
Feb./Jan.	0.4	0.3	0.3	0.4	0.3	0.0	0.4	0.4	0.4	0.3	0.4	0.8	0.7
March/Feb.	0.4	0.2	0.2	0.3	3.7	0.4	0.5	:	0.3	0.3	0.4	0.3	0.4
April/March	0.4	0.1	0.1	0.3	1.3	0.4	0.1	:	0.4	0.2	0.4	0.5	0.9
May/April	0.3	0.2	0.6	0.3	0.2	0.3	0.2	-0.2	0.4	0.2	-0.1	0.5	0.4
June/May	0.1	0.0	-0.1	0.2	1.1	0.3	-0.1	:	0.5	0.1	-0.3	0.2	-0.1
July/June	0.1	0.7	-0.2	0.2	-1.9	0.4	0.1	:	0.3	0.4	0.7	0.7	-0.2
August/July	0.2	0.4	0.2	0.0	0.4	0.6	0.0	1.0	0.2	0.3	0.4	0.4	0.4
Sept./August	0.3P	-0.2	0.3	0.1	2.5	0.6	0.4	:	0.1P	0.1	0.4	0.3	0.4
Oct./Setp.	0.3P	0.1	0.3	0.2	1.9	0.4	0.2P	:	0.7P	0.3	0.2	0.6	-0.1
	Rates of increase over 12 months (T/T-12)												
1992/91													
October	3.9	2.2	1.6	3.7	15.9	5.2	1.9	:	4.8	3.2	3.3	8.9	3.6
November	3.7	2.2	1.4	3.7	15.0	5.1	1.6	2.4	4.8	2.9	3.2	8.7	3.0
December	3.6	2.4	1.5	3.7	14.3	5.3	1.9	:	4.6	2.9	2.9	8.5	2.6
1993/92													
January	3.6	2.8	1.5	4.4	14.5	4.7	2.1	:	4.5	3.5	2.6	8.5	1.7
February	3.5	2.8	1.3	4.2	14.5	4.1	2.1	1.9	4.5	3.8	2.6	8.0	1.8
March	3.5	2.9	1.1	4.2	16.4	4.1	2.2	:	4.3	3.7	2.4	7.3	1.9
April	3.4	2.9	1.1	4.3	16.2	4.5	2.1	:	4.4	3.8	2.4	6.2	1.3
May	3.3	2.7	1.0	4.2	16.4	4.6	2.0	1.0	4.3	3.5	2.2	5.7	1.3
June	3.3	2.4	0.9	4.2	15.8	4.9	1.9	:	4.6	3.3	2.1	5.5	1.2
July	3.5	2.6	1.2	4.3	15.7	4.9	2.1	:	4.6	3.5	2.3	5.7	1.4
August	3.5	3.2	1.2	4.2	14.6	4.6	2.2	1.3	4.5	3.7	1.9	5.6	1.7
September	3.3P	2.8	1.2	4.0	12.8	4.3	2.3	:	4.4P	3.7	1.8	5.9	1.8
October	3.3P	2.7	1.5	3.9	12.3	4.6	2.2P	:	4.6P	3.5	1.8	6.3	1.4

TABLE II

CONSUMER PRICES

GENERAL INDEX

	U.S.A	Japan	Switzerland	Austria	Norway	Sweden	Finland	Canada
	Price indices				1985=100			
Annual average								
1989	115.3	103.7	107.4	107.8	130.0	122.3	120.0	118.7
1990	121.5	106.9	113.2	111.3	135.4	135.1	127.4	124.4
1991	126.6	110.4	119.8	115.0	140.0	147.8	132.8	131.4
1992P	130.5	112.3	124.6	119.7	143.3	151.1	136.7	133.4
1992								
October	131.9	112.9	125.2	120.4	144.3	152.9	137.8	133.8
November	132.0	112.7	126.4	120.5	144.3	152.2	137.9	134.4
December	132.0	112.7	126.3	120.6	144.3	152.8	137.5	134.4
1993								
January	132.6	112.6	126.9	122.0	144.7	156.7	138.9	135.0
February	133.1	112.7	127.7	122.8	145.1	157.1	139.4	135.4
March	133.5	113.0	128.4	123.3	146.4	157.9	139.5	135.3
April	133.9	113.8	128.8	123.3	146.8	158.5	140.1	135.3
May	134.1	113.9	128.9	123.5	146.8	158.1	140.2	135.5
June	134.3	113.8	128.9	123.8	146.9	157.6	140.0	135.6
July	134.3	114.1	128.7	125.2	146.8	157.3	139.7	135.9
August	134.6	114.4	129.3	125.6	146.4	158.2	139.4	136.0
September	134.9	114.5	129.2	124.7	147.1	159.0	139.7	136.1
October	135.5	114.4P	129.3	:	147.2	159.5	139.9	:
	Rates of increase over one month (IRL 3 months)				(T/T-1)			
1992								
Oct./Setp.	0.4	0.1	0.1	-0.2	0.2	0.2	0.3	0.2
Nov./Oct.	0.1	-0.2	1.0	0.1	0.0	-0.5	0.1	0.5
Dec./Nov.	-0.1	0.0	-0.1	0.1	0.0	0.4	-0.3	0.0
1993								
Jan/Dec	0.5	-0.1	0.5	1.2	0.3	2.6	1.0	0.4
Feb./Jan.	0.4	0.1	0.6	0.6	0.3	0.2	0.4	0.3
March/Feb.	0.3	0.3	0.6	0.4	0.9	0.5	0.1	-0.1
April/March	0.3	0.7	0.3	0.0	0.2	0.4	0.4	0.0
May/April	0.1	0.1	0.1	0.2	0.0	-0.2	0.1	0.2
June/May	0.1	-0.1	0.0	0.2	0.0	-0.3	-0.2	0.1
July/June	0.0	0.3	-0.1	1.2	-0.1	-0.2	-0.2	0.2
August/July	0.3	0.3	0.5	0.3	-0.2	0.6	-0.2	0.1
Sept/August	0.2	0.1	-0.1	-0.7	0.4	0.5	0.2	0.1
Oct./Setp.	0.4	-0.1P	0.1	:	0.1	0.3	0.1	:
	Rates of increase over 12 months				(T/T-12)			
1992								
October	3.2	1.1	3.5	4.0	2.2	2.2	2.7	1.6
November	3.0	0.7	3.3	3.9	2.2	1.2	2.8	1.7
December	2.9	1.2	3.4	4.2	2.2	1.8	2.1	2.1
1993								
January	3.3	1.2	3.5	4.1	2.5	4.7	2.8	2.0
February	3.2	1.4	3.4	3.7	2.6	4.9	2.9	2.3
March	3.1	1.2	3.7	3.9	2.5	4.9	2.7	1.9
April	3.2	0.9	3.8	3.9	2.6	5.1	2.6	1.8
May	3.2	0.9	3.6	3.7	2.5	4.8	2.6	1.8
June	3.0	0.9	3.2	3.6	2.3	4.7	2.0	1.6
July	2.8	1.9	3.4	3.5	2.2	4.6	2.1	1.6
August	2.8	1.9	3.6	3.4	2.2	5.2	2.1	1.7
September	2.7	1.5	3.4	3.4	2.2	4.2	1.7	1.9
October	2.8	1.3P	3.3	:	2.0	4.3	1.6	:

EXPLANATORY NOTES

METHODOLOGY

The consumer price indices given here are the national indices which have different names in each country. As far as trends are concerned, the general index published by EUROSTAT always corresponds to the general index published by the country. The component items of this general index are groups of national indices aggregated according to a harmonized classification conforming to the ESA (European System of Integrated Economic Accounts). For these groups, the price trends correspond to the trends noted by the national indices for the same classification field. The field covered by the general index varies according to country; as regards the population concerned (specific income bracket, certain socio-professional categories or total households), the geographical areas used (capital, urban areas, country as a whole, etc.) or differences in treatments of expenditure on rent, health care, etc... Finally, there is no uniform method for seasonal adjustments. A fixed system is used in some countries, whereas in others a chain system is used (variable weightings). The reference years used at national level for the indices vary according to country. For ease of comparison, EUROSTAT has chosen 1985 as the common year for the presentation of these indices.

THE CALCULATION OF THE EUR-12 INDEX

The EUR-12 index as calculated by EUROSTAT is a weighted average of national price indices. The weight used is the proportion of each country in the final consumption of households for EUR-12. The values of this consumption in national currency are converted into purchasing power standard (PPS); for this purpose the purchasing power parities of the G.D.P. are used. Up to 1987 purchasing power parities are those which result from the 1980 enquiry, from 1988 onwards they are those from the 1985 enquiry. The index calculated is a chain index of the "Laspeyres" type with weights changing each year. However, the weights are lagged by three years since the national accounts data needed become available only after three years. For example: the weights used for 1991 are those of 1988, for 1990 those of 1987. Moreover, national accounts data are often revised leading to revisions of the consumption weights. In order to avoid continuous modifications in the EUR-12 index for previous periods, EUROSTAT has decided to "freeze" the weights which are used. Thus the EUR-12 index will not be affected by revisions of the national accounts. However when Member States carry out major revisions in the price series for past years, EUR-12 data will be calculated using these new series.

Venta y suscripciones • Salg og abonnement • Verkauf und Abonnement • Πωλήσεις και συνδρομές
Sales and subscriptions • Vente et abonnements • Vendita e abbonamenti
Verkoop en abonnementen • Venda e assinaturas

BELGIQUE / BELGIË

Moniteur belge / Belgisch Staatsblad
Rue de Louvain 42 / Leuvenseweg 42
B-1000 Bruxelles / B-1000 Brussel
Tél. (02) 512 00 26
Fax (02) 511 01 84

Autres distributeurs /
Overige verkooppunten

**Librairie européenne/
Europese boekhandel**

Rue de la Loi 244/Wetstraat 244
B-1040 Bruxelles / B-1040 Brussel
Tél. (02) 231 04 35
Fax (02) 735 08 60

Jean De Lanoy

Avenue du Roi 202 /Koningstraat 202
B-1060 Bruxelles / B-1060 Brussel
Tél. (02) 538 51 69
Télex 63220 UNBOOK B
Fax (02) 538 08 41

Document delivery:

Credoc

Rue de la Montagne 34 / Bergstraat 34
Bte 11 / Bus 11
B-1000 Bruxelles / B-1000 Brussel
Tél. (02) 511 69 41
Fax (02) 513 31 95

DANMARK

J. H. Schultz Information A/S

Herstedvang 10-12
DK-2620 Albertslund
Tlf. 43 63 23 00
Fax (Sales) 43 63 19 69
Fax (Management) 43 63 19 49

DEUTSCHLAND

Bundesanzeiger Verlag

Breite Straße 78-80
Postfach 10 80 06
D-W-5000 Köln 1
Tel. (02 21) 20 29-0
Telex ANZEIGER BONN 8 882 595
Fax 2 02 92 78

GREECE/ΕΛΛΑΔΑ

G.C. Eleftheroudakis SA

International Bookstore
Nikis Street 4
GR-10563 Athens
Tel. (01) 322 63 23
Telex 219410 ELEF
Fax 323 98 21

ESPAÑA

Boletín Oficial del Estado

Trafalgar, 29
E-28071 Madrid
Tel. (91) 538 22 95
Fax (91) 538 23 49

Mundi-Prensa Libros, SA

Castelló, 37
E-28001 Madrid
Tel. (91) 431 33 99 (Libros)
431 32 22 (Suscripciones)
435 36 37 (Dirección)
Télex 49370-MPLI-E
Fax (91) 575 39 98

Sucursal:

Librería Internacional AEDOS

Consejo de Ciento, 391
E-08009 Barcelona
Tel. (93) 488 34 92
Fax (93) 487 76 59

**Libreria de la Generalitat
de Catalunya**

Rambla dels Estudis, 118 (Palau Moja)
E-08002 Barcelona
Tel. (93) 302 68 35
302 64 62
Fax (93) 302 12 99

FRANCE

**Journal officiel
Service des publications
des Communautés européennes**

26, rue Desaix
F-75727 Paris Cedex 15
Tél. (1) 40 58 75 00
Fax (1) 40 58 77 00

IRELAND

Government Supplies Agency

4-5 Harcourt Road
Dublin 2
Tel. (1) 61 31 11
Fax (1) 78 06 45

ITALIA

Licosa SpA

Via Duca di Calabria 1/1
Casella postale 552
I-50125 Firenze
Tel. (055) 64 54 15
Fax 64 12 57
Telex 570466 LICOSA I

GRAND-DUCHÉ DE LUXEMBOURG

Messageries du livre

5, rue Raiffeisen
L-2411 Luxembourg
Tél. 40 10 20
Fax 40 10 24 01

NEDERLAND

SDU Overheidsinformatie

Externe Fondsen
Postbus 20014
2500 EA 's-Gravenhage
Tel. (070) 37 89 911
Fax (070) 34 75 778

PORTUGAL

Imprensa Nacional

Casa da Moeda, EP
Rua D. Francisco Manuel de Melo, 5
P-1092 Lisboa Codex
Tel. (01) 69 34 14

**Distribuidora de Livros
Bertrand, Ld.ª**

Grupo Bertrand, SA
Rua das Terras dos Vales, 4-A
Apartado 37
P-2700 Amadora Codex
Tel. (01) 49 59 050
Tel. 15798 BERDIS
Fax 49 60 255

UNITED KINGDOM

HMSO Books (Agency section)

HMSO Publications Centre
51 Nine Elms Lane
London SW8 5DR
Tel. (071) 873 9090
Fax 873 8463
Telex 29 71 138

ÖSTERREICH

**Manz'sche Verlags-
und Universitätsbuchhandlung**

Kohlmarkt 16
A-1014 Wien
Tel. (0222) 531 61-0
Telex 112 500 BOX A
Fax (0222) 531 61-39

SUOMI/FINLAND

Akateeminen Kirjakauppa

Keskuskatu 1
PO Box 128
SF-00101 Helsinki
Tel. (0) 121 41
Fax (0) 121 44 41

NORGE

Narvesen Info Center

Bertrand Narvesens vei 2
PO Box 6125 Etterstad
N-0602 Oslo 6
Tel. (22) 57 33 00
Telex 79668 NIC N
Fax (22) 68 19 01

SVERIGE

BTJ

Tryck Traktorvägen 13
S-222 60 Lund
Tel. (046) 18 00 00
Fax (046) 18 01 25
30 79 47

SCHWEIZ / SUISSE / SVIZZERA

OSEC

Stampfenbachstraße 85
CH-8035 Zürich
Tel. (01) 365 54 49
Fax (01) 365 54 11

ČESKÁ REPUBLIKA

NIS ČR

Havelkova 22
130 00 Praha 3
Tel. (2) 235 84 46
Fax (2) 235 97 88

MAGYARORSZÁG

Euro-Info-Service

Club Sziget
Margitsziget
1138 Budapest
Tel./Fax 1 111 60 61
1 111 62 16

POLSKA

Business Foundation

ul. Krucza 38/42
00-512 Warszawa
Tel. (22) 21 99 93, 628-28-82
International Fax&Phone
(0-39) 12-00-77

ROMANIA

Euromedia

65, Strada Dionisie Lupu
70184 Bucuresti
Tel./Fax 0 12 96 46

BÄLGARIJA

Europress Klassica BK Ltd

66, bd Vitosha
1463 Sofia
Tel./Fax 2 52 74 75

RUSSIA

Europe Press

20 Sadovaja-Spaskaja Street
107078 Moscow
Tel. 095 208 28 60
975 30 09
Fax 095 200 22 04

CYPRUS

**Cyprus Chamber of Commerce and
Industry**

Chamber Building
38 Grivas Digenis Ave
3 Deligiorgis Street
PO Box 1455
Nicosia
Tel. (2) 449500/462312
Fax (2) 458630

TÜRKİYE

**Pres Gazete Kitap Dergi
Pazarlama Dağıtım Ticaret ve sanayi
AŞ**

Narlıbahçe Sokak N. 15
İstanbul-Çağaloğlu
Tel. (1) 520 92 96 - 528 55 66
Fax 520 64 57
Telex 23822 DSVO-TR

ISRAEL

ROY International

PO Box 13056
41 Mishmar Hayarden Street
Tel Aviv 61130
Tel. 3 496 108
Fax 3 544 60 39

UNITED STATES OF AMERICA /
CANADA

UNIPUB

4611-F Assembly Drive
Lanham, MD 20706-4391
Tel. Toll Free (800) 274 4888
Fax (301) 459 0056

CANADA

Subscriptions only
Uniquement abonnements

Renouf Publishing Co. Ltd

1294 Algoma Road
Ottawa, Ontario K1B 3W8
Tel. (613) 741 43 33
Fax (613) 741 54 39
Telex 0534783

AUSTRALIA

Hunter Publications

58A Gipps Street
Collingwood
Victoria 3066
Tel. (3) 417 5361
Fax (3) 419 7154

JAPAN

Kinokuniya Company Ltd

17-7 Shinjuku 3-Chome
Shinjuku-ku
Tokyo 160-91
Tel. (03) 3439-0121

Journal Department

PO Box 55 Chitose
Tokyo 156
Tel. (03) 3439-0124

SOUTH-EAST ASIA

Legal Library Services Ltd

STK Agency
Robinson Road
PO Box 1817
Singapore 9036

AUTRES PAYS
OTHER COUNTRIES
ANDERE LÄNDER

**Office des publications officielles
des Communautés européennes**

2, rue Mercier
L-2985 Luxembourg
Tél. 499 28-1
Télex PUBOF LU 1324 b
Fax 48 85 73/48 68 17

Price (excl. VAT) in Luxembourg: Single copy ECU 7 • Subscription ECU 66



OFICINA DE PUBLICACIONES OFICIALES DE LAS COMUNIDADES EUROPEAS
KONTORET FOR DE EUROPAISKE FÆLLESSKABERS OFFICIELLE PUBLIKATIONER
AMT FÜR AMTLICHE VERÖFFENTLICHUNGEN DER EUROPÄISCHEN GEMEINSCHAFTEN
ΥΠΗΡΕΣΙΑ ΕΠΙΣΗΜΩΝ ΕΚΔΟΣΕΩΝ ΤΩΝ ΕΥΡΩΠΑΪΚΩΝ ΚΟΙΝΟΤΗΤΩΝ
OFFICE FOR OFFICIAL PUBLICATIONS OF THE EUROPEAN COMMUNITIES
OFFICE DES PUBLICATIONS OFFICIELLES DES COMMUNAUTÉS EUROPÉENNES
UFFICIO DELLE PUBBLICAZIONI UFFICIALI DELLE COMUNITÀ EUROPEE
BUREAU VOOR OFFICIËLE PUBLIKATIES DER EUROPESE GEMEENSCHAPPEN
SERVIÇO DAS PUBLICAÇÕES OFICIAIS DAS COMUNIDADES EUROPEIAS

ISSN 1013-3402

L - 2985 Luxembourg

Catalogue number: CA-CB-93-011-EN-C