

# Consumer price index

1  1994      Monthly

## PRICES : Annual inflation for the EU at 3.3% in 1993

The inflation rate for the European Union as measured by the CPI rose by 3.3% between December 1992 and December 1993, which is the lowest rate for a calendar year since 1987 (3.4%).

Between November and December 1993 the monthly index for EUR 12 rose modestly by 0.1%, thanks to declines in the indices of the Netherlands (-0.3), Denmark (-0.2%) and France (-0.1%) and to the fact that there was no change in the Italian index.

Moreover price increases were low in most of the other Member States : Luxembourg 0.1%, Belgium, Germany and United Kingdom + 0.2%, Portugal + 0.3% ; only Spain (+0.5%) and Greece (1.0%) recorded higher increases mainly due to substantial rises of food prices in both countries.

In ascending order of current inflation the rates by country for December 1993 and those for the corresponding period a year earlier are as follows :

	<u>DEC.'93</u> <u>DEC.'92</u>	<u>DEC.'92</u> <u>DEC.'91</u>		<u>DEC.'93</u> <u>DEC.'92</u>	<u>DEC.'92</u> <u>DEC.'91</u>
<b>Ireland **</b>	1.5%	2.4%	<b>Luxembourg</b>	3.6%	2.9%
<b>Denmark</b>	1.5%	1.5%	<b>Germany*</b>	3.7%	3.7%
<b>Netherlands</b>	1.7%	2.9%	<b>Italy</b>	4.4%p	4.6%
<b>United Kingdom</b>	1.9%	2.6%	<b>Spain</b>	4.9%	5.3%
<b>France</b>	2.1 %p	1.9%	<b>Portugal</b>	6.4%	8.5%
<b>Belgium</b>	2.7%	2.4%	<b>Greece</b>	12.1%	14.3%

At present Ireland, Denmark, the Netherlands, the United Kingdom, France and Belgium fulfil the convergence criterion in the Treaty on European Union, that annual inflation rates of the Member States should not exceed by more than 1.5 percentage points the average of the three countries with the lowest rates.

On this basis the applicant Member States Finland (1.5%) and Norway (1.8%) meet also the criterion, whereas inflation rates in Austria (3.5%) and Sweden (4.0%) are above this limit.

The annual inflation rates of some other non-EC countries were : United States 2.7%, Japan 1.1%, Canada 1.9%, Switzerland 2.5%.

\* The CPI for the Federal Republic of Germany continues to reflect borders price to 3 October 1990.

\*\* November/November

p = provisional



OFICINA ESTADÍSTICA DE LAS COMUNIDADES EUROPEAS  
DE EUROPÆISKE FÆLLESSKABERS STATISTISKE KONTOR  
STATISTISCHES AMT DER EUROPÄISCHEN GEMEINSCHAFTEN  
ΣΤΑΤΙΣΤΙΚΗ ΥΠΗΡΕΣΙΑ ΤΩΝ ΕΥΡΩΠΑΪΚΩΝ ΚΟΙΝΟΤΗΤΩΝ  
STATISTICAL OFFICE OF THE EUROPEAN COMMUNITIES  
OFFICE STATISTIQUE DES COMMUNAUTÉS EUROPÉENNES  
ISTITUTO STATISTICO DELLE COMUNITÀ EUROPEE  
BUREAU VOOR DE STATISTIEK DER EUROPESE GEMEENSCHAPPEN  
SERVIÇO DE ESTATÍSTICA DAS COMUNIDADES EUROPEIAS

L-2920 Luxembourg — Tél. 43 01-1 — Télex COMEUR LU 3423  
B-1049 Bruxelles, rue de la Loi 200 — Tél. 299 11 11

The information included in this bulletin has been taken from the Cronos databank, which is accessible via the different host companies. For all information about these host companies contact Eurostat in Luxembourg, tel. 4301-34567, fax 436404.

To obtain specifications of the principal characteristics of the series contained in this bulletin contact Luxembourg:

**Mr Nijenhuis, tel. 4301-33202**

**fax 4301-34150**

**VERBRAUCHERPREISE**  
**GESAMTINDEX**  
 VEARENDRUNG % T/T-12

**CONSUMER PRICES**  
**GENERAL INDEX**  
 VARIATION % T/T-12

**PRIX A LA CONSOMMATION**  
**INDICE GENERAL**  
 VARIATION % T/T-12

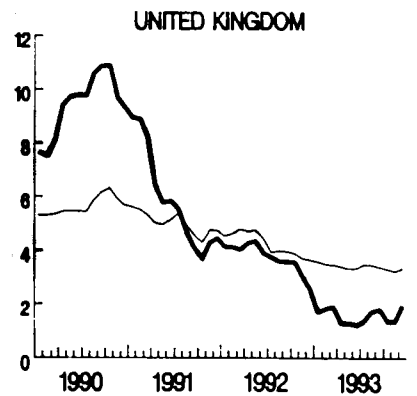
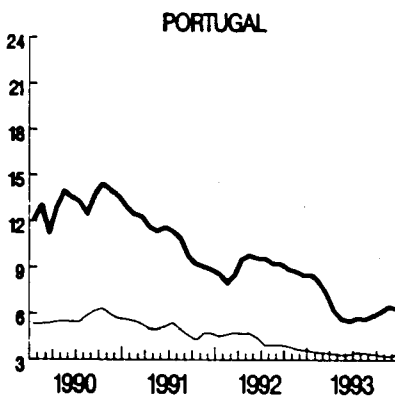
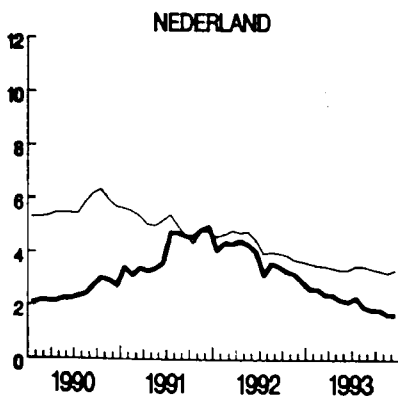
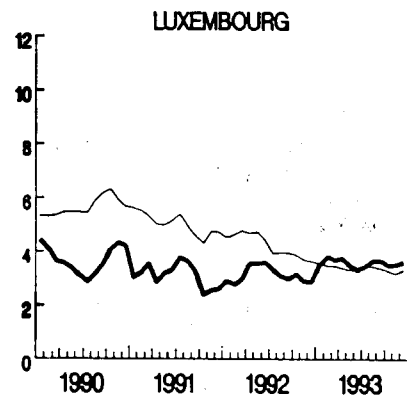
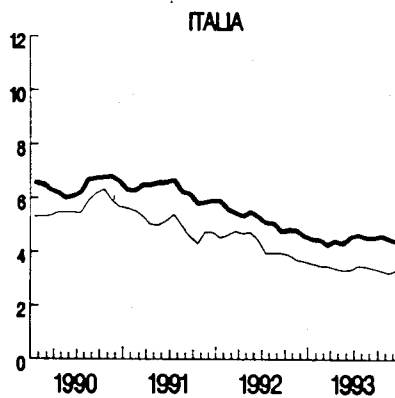
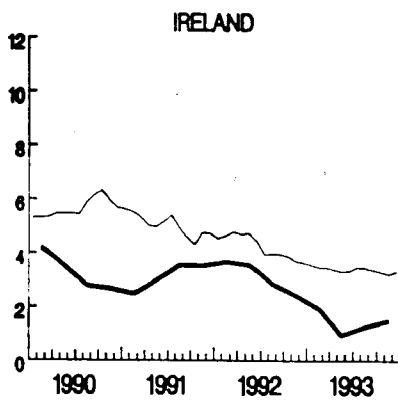
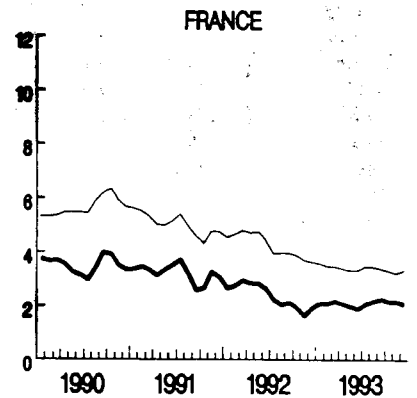
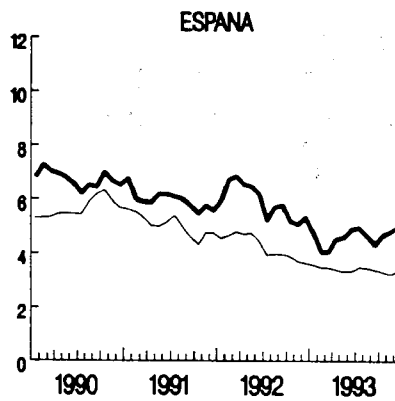
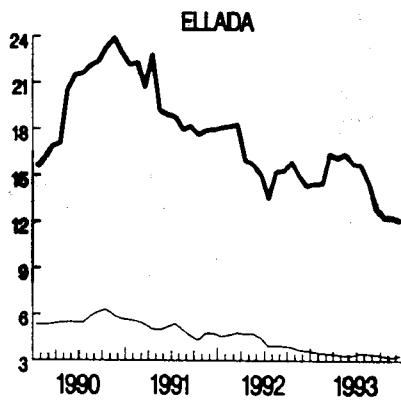
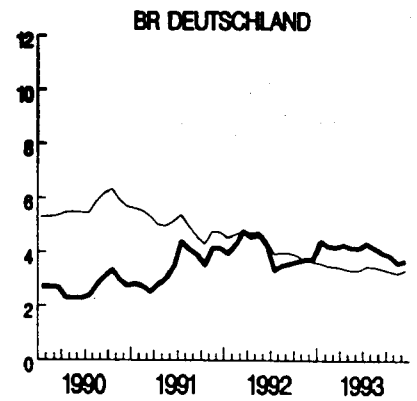
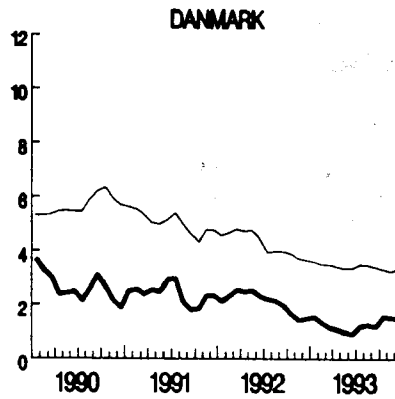
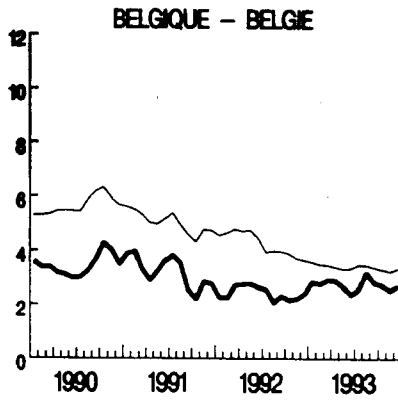


TABLE I

## CONSUMER PRICES

## GENERAL INDEX

	EUR 12	B	DK	D	GR	E	F	IRL	I	L	NL	P	UK	
	Price indices							1985=100						
Annual average														
1990	122.9	111.0	121.2	107.0	222.6	136.8	116.5	117.6	131.8	109.0	104.2	170.9	133.3	
1991	129.1	114.6	124.1	110.7	265.9	145.0	120.2	121.3	140.2	112.4	108.4	189.5	141.1	
1992	134.5	117.3	126.7	115.1	308.1	153.5	123.0	125.1	147.3	115.9	112.5	206.7	146.4	
1993	139.1	120.6	128.3	119.8	352.6	160.6	125.6	126.9	153.9	120.1	114.9	220.0	148.7	
<b>1992</b>														
December	136.3	118.5	127.2	116.8	331.7	156.3	123.8	:	150.0	117.4	113.8	212.1	147.1	
<b>1993</b>														
January	136.7	119.3	127.0	118.1	332.5	157.7	124.3	:	150.9	118.5	113.2	214.0	145.8	
February	137.3	119.6	127.3	118.6	335.5	157.8	124.7	126.4	151.4	118.9	113.6	215.7	146.7	
March	137.9	119.8	127.6	119.0	345.9	158.4	125.3	:	151.8	119.2	114.1	216.4	147.3	
April	138.5	119.9	127.7	119.4	350.4	159.0	125.4	:	152.5	119.5	114.6	217.5	148.6	
May	138.9	120.1	128.5	119.8	351.2	159.5	125.7	126.1	153.2	119.7	114.5	218.6	149.2	
June	139.1	120.1	128.4	120.0	355.1	159.9	125.5	:	153.9	119.8	114.2	219.1	149.0	
July	139.3	120.9	128.2	120.2	348.3	160.5	125.7	:	154.3	120.2	115.0	220.6	148.7	
August	139.6	121.4	128.4	120.2	349.8	161.5	125.7	127.3	154.6	120.6	115.5	221.5	149.4	
September	140.0	121.2	128.8	120.3	358.5	162.4	126.1	:	154.9	120.7	116.0	222.2	150.0	
October	140.0	121.4	129.2	120.6	365.4	163.0	126.4	:	155.8	121.1	116.2	223.5	149.9	
November	140.7P	121.5	129.4	120.9	368.3	163.3	126.5	127.8	156.6P	121.5	116.1	225.0	149.7	
December	140.8P	121.7	129.1	121.1	371.9	164.0	126.4P	:	156.6P	121.6	115.7	225.6	150.0	
	Rates of increase over one month (IRL 3 months)							(T/T-1)						
<b>1992</b>														
Dec./Nov.	0.0	0.0	-0.2	0.1	1.1	0.3	0.0	:	0.1	0.0	-0.4	0.4	-0.4	
<b>1993</b>														
January	0.3	0.7	-0.2	1.1	0.2	0.9	0.4	:	0.5	1.0	-0.5	0.9	-0.9	
Feb./Jan.	0.4	0.3	0.3	0.4	0.3	0.0	0.4	0.4	0.4	0.3	0.4	0.8	0.7	
March/Feb.	0.4	0.2	0.2	0.3	3.7	0.4	0.5	:	0.3	0.3	0.4	0.3	0.4	
April/March	0.4	0.1	0.1	0.3	1.3	0.4	0.1	:	0.4	0.2	0.4	0.5	0.9	
May/April	0.3	0.2	0.6	0.3	0.2	0.3	0.2	-0.2	0.4	0.2	-0.1	0.5	0.4	
June/May	0.1	0.0	-0.1	0.2	1.1	0.3	-0.1	:	0.5	0.1	-0.3	0.2	-0.1	
July/June	0.1	0.7	-0.2	0.2	-1.9	0.4	0.1	:	0.3	0.4	0.7	0.7	-0.2	
August/July	0.2	0.4	0.2	0.0	0.4	0.6	0.0	1.0	0.2	0.3	0.4	0.4	0.4	
Sept./August	0.3	-0.2	0.3	0.1	2.5	0.6	0.4	:	0.2	0.1	0.4	0.3	0.4	
Oct./Sept.	0.3	0.1	0.3	0.2	1.9	0.4	0.2	:	0.6	0.3	0.2	0.6	-0.1	
Nov./Oct.	0.2P	0.1	0.2	0.2	0.8	0.2	0.1	0.3	0.5P	0.3	-0.1	0.7	-0.1	
Dec./Nov.	0.1P	0.2	-0.2	0.2	1.0	0.5	-0.1P	:	0.0P	0.1	-0.3	0.3	0.2	
	Rates of increase over 12 months							(T/T-12)						
<b>1992/91</b>														
December	3.6	2.4	1.5	3.7	14.3	5.3	1.9	:	4.6	2.9	2.9	8.5	2.6	
<b>1993/92</b>														
January	3.6	2.8	1.5	4.4	14.5	4.7	2.1	:	4.5	3.5	2.6	8.5	1.7	
February	3.5	2.8	1.3	4.2	14.5	4.1	2.1	1.9	4.5	3.8	2.6	8.0	1.8	
March	3.5	2.9	1.1	4.2	16.4	4.1	2.2	:	4.3	3.7	2.4	7.3	1.9	
April	3.4	2.9	1.1	4.3	16.2	4.5	2.1	:	4.4	3.8	2.4	6.2	1.3	
May	3.3	2.7	1.0	4.2	16.4	4.6	2.0	1.0	4.3	3.5	2.2	5.7	1.3	
June	3.3	2.4	0.9	4.2	15.8	4.9	1.9	:	4.6	3.3	2.1	5.5	1.2	
July	3.5	2.6	1.2	4.3	15.7	4.9	2.1	:	4.6	3.5	2.3	5.7	1.4	
August	3.5	3.2	1.2	4.2	14.6	4.6	2.2	1.3	4.5	3.7	1.9	5.6	1.7	
September	3.4	2.8	1.2	4.0	12.8	4.3	2.3	:	4.5	3.7	1.8	5.9	1.8	
October	3.3	2.7	1.5	3.9	12.3	4.6	2.2	:	4.6	3.5	1.8	6.3	1.4	
November	3.2P	2.5	1.5	3.6	12.3	4.8	2.2	1.5	4.5P	3.5	1.7	6.6	1.4	
December	3.3P	2.7	1.5	3.7	12.1	4.9	2.1P	:	4.4P	3.6	1.7	6.4	1.9	

TABLE II

## CONSUMER PRICES

## GENERAL INDEX

	U.S.A	Japan	Switzerland	Austria	Norway	Sweden	Finland	Canada
	Price indices				1985=100			
Annual average								
1990	121.5	106.9	113.2	111.3	135.4	135.1	127.4	124.4
1991	126.6	110.4	119.8	115.0	140.0	147.8	132.8	131.4
1992	130.5	112.3	124.6	119.7	143.3	151.1	136.7	133.4
1993	134.3	113.8	128.7	124.0	146.5	158.2	139.7	:
<b>1992</b>								
December	132.0	112.7	126.3	120.6	144.3	152.8	137.5	134.4
<b>1993</b>								
January	132.6	112.6	126.9	122.0	144.7	156.7	138.9	135.0
February	133.1	112.7	127.7	122.8	145.1	157.1	139.4	135.4
March	133.5	113.0	128.4	123.3	146.4	157.9	139.5	135.3
April	133.9	113.8	128.8	123.3	146.8	158.5	140.1	135.3
May	134.1	113.9	128.9	123.5	146.8	158.1	140.2	135.5
June	134.3	113.8	128.9	123.8	146.9	157.6	140.0	135.6
July	134.3	114.1	128.7	125.2	146.8	157.3	139.7	135.9
August	134.6	114.4	129.3	125.6	146.4	158.2	139.4	136.0
September	134.9	114.5	129.2	124.7	147.1	159.0	139.7	136.1
October	135.5	114.4	129.3	124.6	147.2	159.5	139.9	136.3
November	135.6	113.8	129.2	124.7	147.1	159.5	139.7	137.0
December	135.6	114.0P	129.3	124.9	147.0	158.9	139.6	:
	Rates of increase over one month (IRL 3 months)				(T/T-1)			
<b>1992</b>								
Dec./Nov.	-0.1	0.0	-0.1	0.1	0.0	0.4	-0.3	0.0
<b>1993</b>								
Jan/Dec	0.5	-0.1	0.5	1.2	0.3	2.6	1.0	0.4
Feb./Jan.	0.4	0.1	0.6	0.6	0.3	0.2	0.4	0.3
March/Feb.	0.3	0.3	0.6	0.4	0.9	0.5	0.1	-0.1
April/March	0.3	0.7	0.3	0.0	0.2	0.4	0.4	0.0
May/April	0.1	0.1	0.1	0.2	0.0	-0.2	0.1	0.2
June/May	0.1	-0.1	0.0	0.2	0.0	-0.3	-0.2	0.1
July/June	0.0	0.3	-0.1	1.2	-0.1	-0.2	-0.2	0.2
August/July	0.3	0.3	0.5	0.3	-0.2	0.6	-0.2	0.1
Sept/August	0.2	0.1	-0.1	-0.7	0.4	0.5	0.2	0.1
Oct./Sept.	0.4	-0.1	0.1	-0.1	0.1	0.3	0.1	0.2
Nov./Oct.	0.1	-0.6	-0.1	0.1	-0.1	0.0	-0.1	0.5
Dec./Nov.	0.0	0.2P	0.1	0.2	-0.1	-0.4	-0.1	:
	Rates of increase over 12 months				(T/T-12)			
<b>1992</b>								
December	2.9	1.2	3.4	4.2	2.2	1.8	2.1	2.1
<b>1993</b>								
January	3.3	1.2	3.5	4.1	2.5	4.7	2.8	2.0
February	3.2	1.4	3.4	3.7	2.6	4.9	2.9	2.3
March	3.1	1.2	3.7	3.9	2.5	4.9	2.7	1.9
April	3.2	0.9	3.8	3.9	2.6	5.1	2.6	1.8
May	3.2	0.9	3.6	3.7	2.5	4.8	2.6	1.8
June	3.0	0.9	3.2	3.6	2.3	4.7	2.0	1.6
July	2.8	1.9	3.4	3.5	2.2	4.6	2.1	1.6
August	2.8	1.9	3.6	3.4	2.2	5.2	2.1	1.7
September	2.7	1.5	3.4	3.4	2.2	4.2	1.7	1.9
October	2.8	1.3	3.3	3.5	2.0	4.3	1.6	1.9
November	2.7	0.9	2.3	3.5	1.9	4.8	1.3	1.9
December	2.7	1.1P	2.5	3.5	1.8	4.0	1.5	:

# EXPLANATORY NOTES

## METHODOLOGY

The consumer price indices given here are the national indices which have different names in each country. As far as trends are concerned, the general index published by EUROSTAT always corresponds to the general index published by the country. The component items of this general index are groups of national indices aggregated according to a harmonized classification conforming to the ESA (European System of Integrated Economic Accounts). For these groups, the price trends correspond to the trends noted by the national indices for the same classification field. The field covered by the general index varies according to country; as regards the population concerned (specific income bracket, certain socio-professional categories or total households), the geographical areas used (capital, urban areas, country as a whole, etc.) or differences in treatments of expenditure on rent, health care, etc... Finally, there is no uniform method for seasonal adjustments. A fixed system is used in some countries, whereas in others a chain system is used (variable weightings). The reference years used at national level for the indices vary according to country. For ease of comparison, EUROSTAT has chosen 1985 as the common year for the presentation of these indices.

## THE CALCULATION OF THE EUR-12 INDEX

The EUR-12 index as calculated by EUROSTAT is a weighted average of national price indices. The weight used is the proportion of each country in the final consumption of households for EUR-12. The values of this consumption in national currency are converted into purchasing power standard (PPS); for this purpose the purchasing power parities of the G.D.P. are used. Up to 1987 purchasing power parities are those which result from the 1980 enquiry, from 1988 onwards they are those from the 1985 enquiry. The index calculated is a chain index of the "Laspeyres" type with weights changing each year. However, the weights are lagged by three years since the national accounts data needed become available only after three years. For example: the weights used for 1991 are those of 1988, for 1990 those of 1987. Moreover, national accounts data are often revised leading to revisions of the consumption weights. In order to avoid continuous modifications in the EUR-12 index for previous periods, EUROSTAT has decided to "freeze" the weights which are used. Thus the EUR-12 index will not be affected by revisions of the national accounts. However when Member States carry out major revisions in the price series for past years, EUR-12 data will be calculated using these new series.

**Venta y suscripciones • Salg og abonnement • Verkauf und Abonnement • Πωλήσεις και συνδρομές  
Sales and subscriptions • Vente et abonnements • Vendita e abbonamenti  
Verkoop en abonnementen • Venda e assinaturas**

**BELGIQUE / BELGIË**

**Moniteur belge / Belgisch Staatsblad**  
Rue de Louvain 42 / Leuvenseweg 42  
B-1000 Bruxelles / B-1000 Brussel  
Tél. (02) 512 00 26  
Fax (02) 511 01 84

Autres distributeurs / Overige verkooppunten

**Librairie européenne/ Europese boekhandel**

Rue de la Loi 244/Wetstraat 244  
B-1040 Bruxelles / B-1040 Brussel  
Tél. (02) 231 04 35  
Fax (02) 735 08 60

**Jean De Lannoy**

Avenue du Roi 202 / Koningslaan 202  
B-1060 Bruxelles / B-1060 Brussel  
Tél. (02) 538 51 69  
Télex 63220 UNBOOK B  
Fax (02) 538 08 41

**Document delivery:**

**Credoc**

Rue de la Montagne 34 / Bergstraat 34  
Bte 11 / Bus 11  
B-1000 Bruxelles / B-1000 Brussel  
Tél. (02) 511 69 41  
Fax (02) 513 31 95

**DANMARK**

**J. H. Schultz Information A/S**

Herstedvang 10-12  
DK-2620 Albertslund  
Tlf. 43 63 23 00  
Fax (Sales) 43 63 19 69  
Fax (Management) 43 63 19 49

**DEUTSCHLAND**

**Bundesanzeiger Verlag**

Breite Straße 78-80  
Postfach 10 05 34  
D-50445 Köln  
Tel. (02 21) 20 29-0  
Télex ANZEIGER BONN 8 882 595  
Fax 2 02 92 78

**GREECE/ΕΛΛΑΔΑ**

**G.C. Eleftheroudakis SA**

International Bookstore  
Nikis Street 4  
GR-10563 Athens  
Tel. (01) 322 63 23  
Télex 219410 ELEF  
Fax 323 98 21

**ESPAÑA**

**Boletín Oficial del Estado**

Trafalgar, 29  
E-28071 Madrid  
Tel. (91) 538 22 95  
Fax (91) 538 23 49

**Mundi-Prensa Libros, SA**

Castelló, 37  
E-28001 Madrid  
Tel. (91) 431 33 99 (Libros)  
431 32 22 (Suscripciones)  
435 36 37 (Dirección)

Télex 49370-MPLI-E

Fax (91) 575 39 98

Sucursal:

**Librería Internacional AEDOS**

Consejo de Ciento, 391  
E-08009 Barcelona  
Tel. (93) 488 34 92  
Fax (93) 487 76 59

**Libreria de la Generalitat de Catalunya**

Rambla dels Estudis, 118 (Palau Moja)  
E-08002 Barcelona  
Tel. (93) 302 68 35  
302 64 62  
Fax (93) 302 12 99

**FRANCE**

**Journal officiel  
Service des publications  
des Communautés européennes**

26, rue Desaix  
F-75727 Paris Cedex 15  
Tél. (1) 40 58 75 00  
Fax (1) 40 58 77 00

**IRELAND**

**Government Supplies Agency**

4-5 Harcourt Road  
Dublin 2  
Tel. (055) 66 13 111  
Fax (1) 47 80 645

**ITALIA**

**Licosa SpA**

Via Duca di Calabria 1/1  
Casella postale 552  
I-50125 Firenze  
Tel. (055) 64 54 15  
Fax 64 12 57  
Telex 570466 LICOSA I

**GRAND-DUCHÉ DE LUXEMBOURG**

**Messageries du livre**

5, rue Raiffeisen  
L-2411 Luxembourg  
Tél. 40 10 20  
Fax 40 10 24 01

**NEDERLAND**

**SDU Overheidsinformatie**

Externe Fondsen  
Postbus 20014  
2500 EA 's-Gravenhage  
Tel. (070) 37 89 880  
Fax (070) 34 75 778

**PORTUGAL**

**Imprensa Nacional**

Casa da Moeda, EP  
Rua D. Francisco Manuel de Melo, 5  
P-1092 Lisboa Codex  
Tel. (01) 69 34 14

**Distribuidora de Livros Bertrand, Ld.\***

**Grupo Bertrand, SA**  
Rua das Terras dos Vales, 4-A  
Apartado 37  
P-2700 Amadora Codex  
Tel. (01) 49 59 050  
Telex 15798 BERDIS  
Fax 49 60 255

**UNITED KINGDOM**

**HMSO Books (Agency section)**

HMSO Publications Centre  
51 Nine Elms Lane  
London SW8 5DR  
Tel. (071) 873 9090  
Fax 873 8463  
Telex 29 71 138

**ÖSTERREICH**

**Manz'sche Verlags- und Universitätsbuchhandlung**

Kohlmarkt 16  
A-1014 Wien  
Tel. (0222) 531 61-0  
Telex 112 500 BOX A  
Fax (0222) 531.61-339

**SUOMI/FINLAND**

**Akateeminen Kirjakauppa**

Keskuskatu 1  
PO Box 128  
SF-00101 Helsinki  
Tel. (0) 121 41  
Fax (0) 121 44 41

**NORGE**

**Narvesen Info Center**

Bertrand Narvesens vei 2  
PO Box 6125 Etterstad  
N-0602 Oslo 6  
Tel. (22) 57 33 00  
Telex 79668 NIC N  
Fax (22) 68 19 01

**SVERIGE**

**BTJ AB**

Traktorvägen 13  
S-22100 Lund  
Tel. (046) 18 00 00  
Fax (046) 18 01 25  
30 79 47

**SCHWEIZ / SUISSE / SVIZZERA**

**OSEC**

Stampfenbachstraße 85  
CH-8035 Zürich  
Tel. (01) 365 54 49  
Fax (01) 365 54 11

**ČESKÁ REPUBLIKA**

**NIS ČR**

Havelkova 22  
130 00 Praha 3  
Tel. (2) 24 23 09 07  
Fax (2) 242 21 484

**MAGYARORSZÁG**

**Euro-Info-Service**

Club Sziget  
Margitsziget  
1138 Budapest  
Tel./Fax 1 111 60 61  
1 111 62 16

**POLSKA**

**Business Foundation**

ul. Krucza 38/42  
00-512 Warszawa  
Tel. (22) 21 99 93, 628-28-82  
International Fax&Phone  
(0-39) 12-00-77

**ROMÂNIA**

**Euromedia**

65, Strada Dionisie Lupu  
70184 Bucuresti  
Tel./Fax 0 12 96 46

**BÄLGARIJA**

**Europress Klassica BK Ltd**

66, bd Vitosha  
1463 Sofia  
Tel./Fax 2 52 74 75

**RUSSIA**

**CCEC**

9,60-letiya Oktyabrya Avenue  
117312 Moscow  
Tel./Fax (095) 135 52 27

**CYPRUS**

**Cyprus Chamber of Commerce and Industry**

Chamber Building  
38 Grivas Dhigenis Ave  
3 Deligiorgis Street  
PO Box 1455  
Nicosia  
Tel. (2) 449500/462312  
Fax (2) 458630

**MALTA**

**Miller distributors Ltd**

Scots House, M.A. Vassalli street  
PO Box 272  
Valletta  
Tel. 24 73 01/22 29 95  
Fax 23 49 14

**TÜRKIYE**

**Pres Gazete Kitap Dergi  
Pazarlama Dağıtım Ticaret ve sanayi  
AŞ**

Narlıbahçe Sokak N. 15  
Istanbul-Cağaloğlu  
Tel. (1) 520 92 96 - 528 55 66  
Fax (1) 251 91 97  
Telex 23822 DSVO-TR

**ISRAEL**

**ROY International**

PO Box 13056  
41 Mishmar Hayarden Street  
Tel Aviv 61130  
Tel. 3 648 60 39  
Fax 3 544 60 39

**UNITED STATES OF AMERICA /  
CANADA**

**UNIPUB**

4611-F Assembly Drive  
Lanham, MD 20706-4391  
Tel. Toll Free (800) 274 4888  
Fax (301) 459 0056

**CANADA**

Subscriptions only  
Uniquement abonnements

**Renouf Publishing Co. Ltd**

1294 Algoma Road  
Ottawa, Ontario K1B 3W8  
Tel. (613) 741 43 33  
Fax (613) 741 54 39  
Telex 0534783

**AUSTRALIA**

**Hunter Publications**

58A Gipps Street  
Collingwood  
Victoria 3066  
Tel. (3) 417 5361  
Fax (3) 419 7154

**JAPAN**

**Kinokuniya Company Ltd**

17-7 Shinjuku 3-Chome  
Shinjuku-ku  
Tokyo 160-91  
Tel. (03) 3439-0121

**Journal Department**

PO Box 55 Chitose  
Tokyo 156  
Tel. (03) 3439-0124

**SOUTH-EAST ASIA**

**Legal Library Services Ltd**

STK Agency  
Robinson Road  
PO Box 1817  
Singapore 9036

**SOUTH AFRICA**

**Safto**

5th Floor, Export House  
Cnr Maude & West Streets  
Sandton 2146  
Tel. (011) 883-3737  
Fax (011) 883-6569

**AUTRES PAYS  
OTHER COUNTRIES  
ANDERE LANDER**

**Office des publications officielles  
des Communautés européennes**

2, rue Mercier  
L-2985 Luxembourg  
Tél. 499 28-1  
Télex PUBOF LU 1324 b  
Fax 48 85 73/48 68 17

Price (excl. VAT) in Luxembourg: Single copy ECU 8 • Subscription ECU 73



OFICINA DE PUBLICACIONES OFICIALES DE LAS COMUNIDADES EUROPEAS  
KONTORET FOR DE EUROPÆISKE FÆLLESSKABERS OFFICIELLE PUBLIKATIONER  
AMT FÜR AMTLICHE VERÖFFENTLICHUNGEN DER EUROPAISCHEN GEMEINSCHAFTEN  
ΥΠΗΡΕΣΙΑ ΕΠΙΣΗΜΩΝ ΕΚΔΟΣΕΩΝ ΤΩΝ ΕΥΡΩΠΑΙΚΩΝ ΚΟΙΝΟΤΗΤΩΝ  
OFFICE FOR OFFICIAL PUBLICATIONS OF THE EUROPEAN COMMUNITIES  
OFFICE DES PUBLICATIONS OFFICIELLES DES COMMUNAUTÉS EUROPÉENNES  
UFFICIO DELLE PUBBLICAZIONI UFFICIALI DELLE COMUNITÀ EUROPEE  
BUREAU VOOR OFFICIELE PUBLIKATIES DER EUROPESE GEMEENSCHAPPEN  
SERVIÇO DAS PUBLICAÇÕES OFICIAIS DAS COMUNIDADES EUROPEIAS



CA-CB-94-001-EN-C