

# Consumer price index

9  1994 Monthly

## PRICES : EU annual inflation at 3.1 % in August

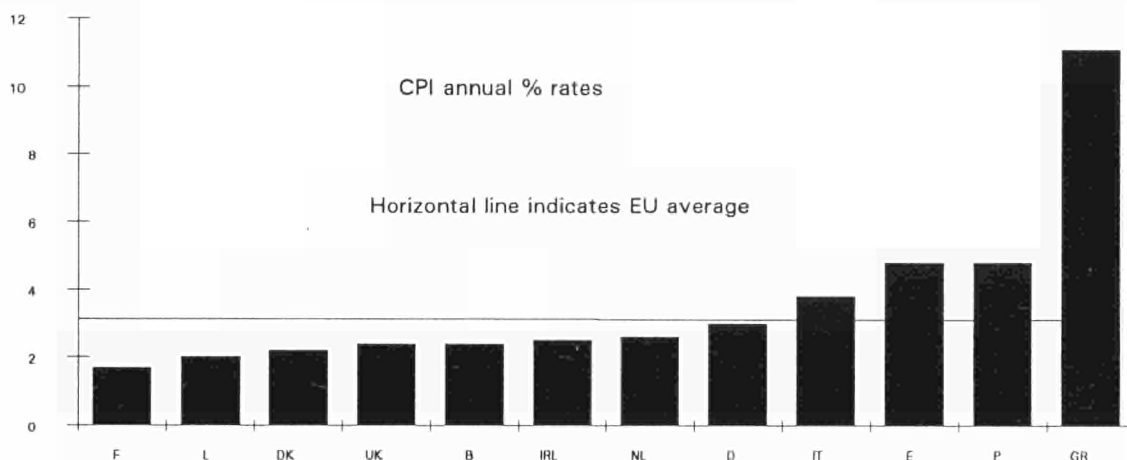
The annual inflation rate for the EU as a whole rose slightly from 3.0% in July to 3.1% in August. A year ago it was 3.5%.

The monthly index for EUR-12 rose by 0.3% due to the following increases in the different EU Member States : Spain 0.7%, United Kingdom 0.5%, Netherlands and Denmark 0.4%, Greece 0.3%, Belgium, Italy and Portugal 0.2%, Germany and Luxembourg 0.1%. There was no change in the index of France between July and August.

The quarterly index for Ireland rose by 0.8% between mid-May and mid-August, corresponding to an average increase of about 0.3% per month.

In ascending order of current inflation the annual rates of the individual Member States for August 1994 - and those for the corresponding period a year ago - are :

	<u>Aug.'94</u>	<u>Aug.'93</u>		<u>Aug.'94</u>	<u>Aug.'93</u>
	<u>Aug.'93</u>	<u>Aug.'92</u>		<u>Aug.'93</u>	<u>Aug.'92</u>
<b>France</b>	1.7 % P	2.2 %	<b>Netherlands</b>	2.6 %	3.0 %
<b>Luxembourg</b>	2.0 %	3.7 %	<b>Germany*</b>	3.0 %	4.2 %
<b>Denmark</b>	2.2 %	1.2 %	<b>Italy</b>	3.8 % P	4.5 %
<b>United Kingdom</b>	2.4 %	1.7 %	<b>Spain</b>	4.8 %	4.6 %
<b>Belgium</b>	2.4 %	3.2 %	<b>Portugal</b>	4.8 %	5.6 %
<b>Ireland</b>	2.5 %	1.3 %	<b>Greece</b>	11.1 %	14.6 %



The annual inflation rates for the applicant Member States are : Norway 1.6% (2.2%), Finland 1.9% (2.1%), Sweden 2.6% (4.8%) and Austria 3.2% (3.4%).

Corresponding rates for other countries include : United States 2.9% (2.8%), Japan -0.1% (1.9%), Canada 0.2% (1.7%), Switzerland 0.5% (3.6%).

\* The CPI for the Federal Republic of Germany continues to reflect borders prior to 3 October 1990  
P Provisional



OFICINA ESTADÍSTICA DE LAS COMUNIDADES EUROPEAS  
DE EUROPÆISKE FÆLLESSKABERS STATISTISKE KONTOR  
STATISTISCHES AMT DER EUROPÄISCHEN GEMEINSCHAFTEN  
ΣΤΑΤΙΣΤΙΚΗ ΥΠΗΡΕΣΙΑ ΤΩΝ ΕΥΡΩΠΑΪΚΩΝ ΚΟΙΝΟΤΗΤΩΝ  
STATISTICAL OFFICE OF THE EUROPEAN COMMUNITIES  
OFFICE STATISTIQUE DES COMMUNAUTÉS EUROPÉENNES  
ISTITUTO STATISTICO DELLE COMUNITÀ EUROPEE  
BUREAU VOOR DE STATISTIEK DER EUROPESE GEMEENSCHAPPEN  
SERVIÇO DE ESTATÍSTICA DAS COMUNIDADES EUROPEIAS

L-2920 Luxembourg — Tél. 43 01-1 — Télex COMEUR LU 3423  
B-1049 Bruxelles, rue de la Loi 200 — Tél. 299 11 11

The information included in this bulletin has been taken from the Cronos databank, which is accessible via the different host companies. For all information about these host companies contact Eurostat in Luxembourg, tel. 4301-34567, fax 436404.

To obtain specifications of the principal characteristics of the series contained in this bulletin contact Luxembourg:

**Mr Nijenhuis,**

**tel. 4301-33202**

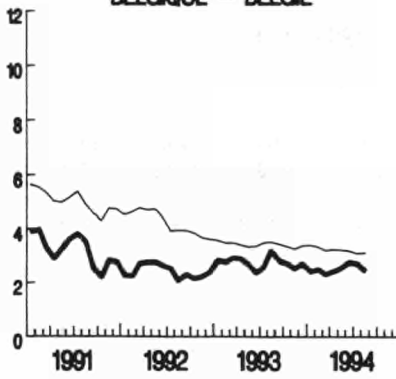
**fax 4301-34150**

**VERBRAUCHERPREISE**  
**GESAMTINDEX**  
 VEARIENDERUNG % T/T-12

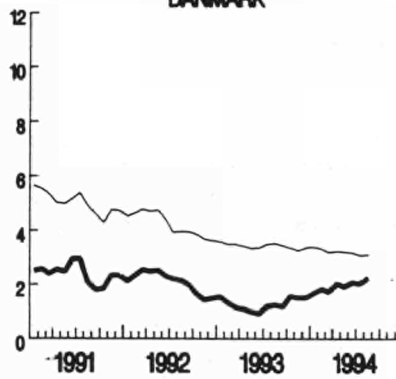
**CONSUMER PRICES**  
**GENERAL INDEX**  
 VARIATION % T/T-12

**PRIX A LA CONSOMMATION**  
**INDICE GENERAL**  
 VARIATION % T/T-12

**BELGIQUE - BELGIE**



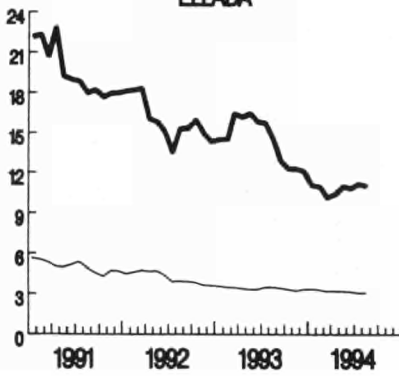
**DANMARK**



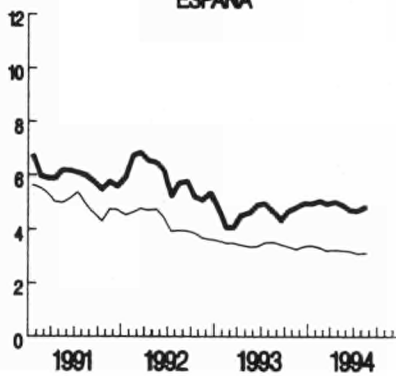
**BR DEUTSCHLAND**



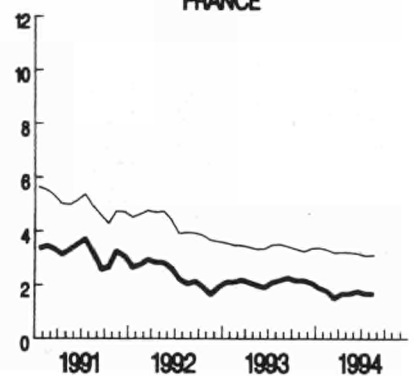
**ELLADA**



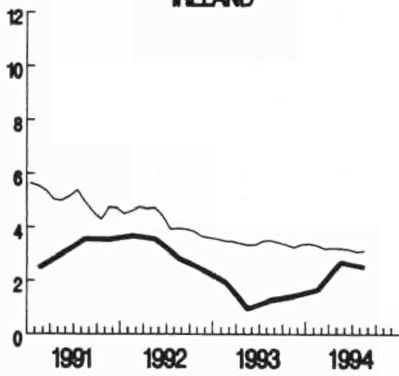
**ESPAÑA**



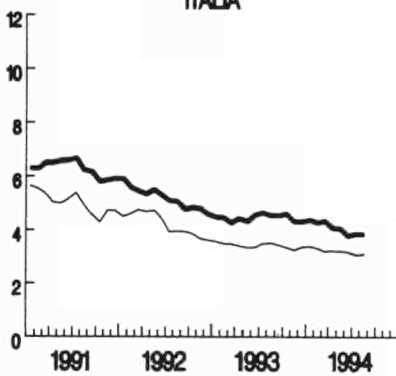
**FRANCE**



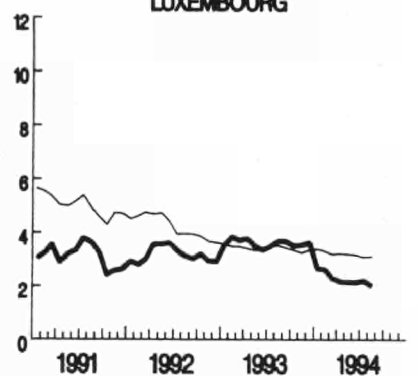
**IRELAND**



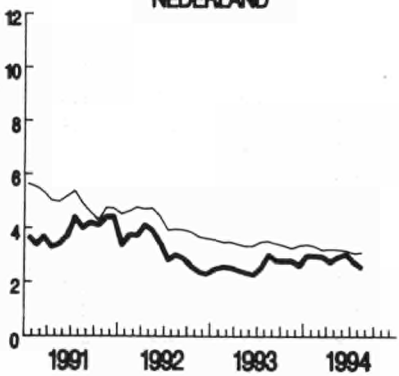
**ITALIA**



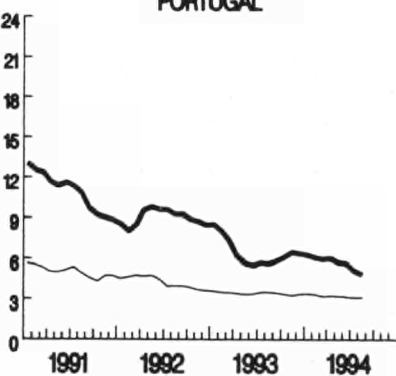
**LUXEMBOURG**



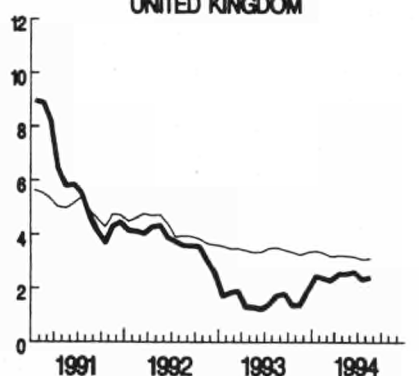
**NERderland**



**PORTUGAL**



**UNITED KINGDOM**



	EUR 12	B	DK	D	GR	E	F	IRL	I	L	NL	P	UK
	<b>Price indices</b>												
	<b>1985=100</b>												
<b>Annual average</b>													
1990	122.9	111.0	121.2	107.0	222.6	136.8	116.5	117.6	131.8	109.0	104.2	170.9	133.3
1991	129.1	114.6	124.1	110.7	265.9	145.0	120.2	121.3	140.2	112.4	108.4	189.5	141.1
1992	134.5	117.3	126.7	115.1	308.1	153.5	123.0	125.1	147.3	115.9	112.5	206.7	146.4
1993	139.1	120.6	128.3	119.8	352.6	160.6	125.6	126.9	153.8	120.1	114.9	220.0	148.7
<b>1993</b>													
August	139.6	121.4	128.4	120.2	349.8	161.5	125.7	127.3	154.6	120.6	115.3	221.5	149.4
September	140.0	121.2	128.8	120.3	358.5	162.4	126.1	:	154.9	120.7	116.0	222.2	150.0
October	140.4	121.4	129.2	120.6	365.4	163.0	126.4	:	155.8	121.1	116.0	223.5	149.9
November	140.6	121.5	129.4	120.9	368.3	163.3	126.5	127.7	156.3	121.5	116.0	225.0	149.7
December	140.8	121.7	129.1	121.1	371.9	164.0	126.4	:	156.4	121.6	115.5	225.6	150.0
<b>1994</b>													
January	141.3	122.2	129.2	122.2	369.3	165.6	126.6	:	157.4	121.6	115.9	227.4	149.4
February	141.8	122.6	129.6	122.6	370.1	165.7	126.9	128.5	157.9	122.0	116.5	228.8	150.3
March	142.3	122.6	129.8	122.8	381.0	166.2	127.2	:	158.4	121.9	117.3	229.3	150.7
April	142.9	122.8	130.3	123.1	386.8	166.9	127.5	:	158.7	122.0	117.5	230.6	152.5
May	143.3	123.2	130.9	123.4	389.9	167.3	127.8	129.5	159.3	122.3	117.5	231.1	153.0
June	143.5P	123.4	131.0	123.6	393.7	167.4	127.8	:	159.6P	122.4	117.3	231.5	153.0
July	143.5P	124.2	130.8	123.7	387.3	168.0	127.8	:	160.1P	122.8	117.7	231.9	152.2
August	143.9P	124.4	131.3	123.8	388.5	169.2	127.8P	130.5	160.4P	123.0	118.2	232.2	153.0
	<b>Rates of increase over one month (IRL 3 months)</b>												
	<b>(T/T-1)</b>												
<b>1993</b>													
August/July	0.2	0.4	0.2	0.0	0.4	0.6	0.0	1.0	0.2	0.3	0.6	0.4	0.4
Sept./August	0.3	-0.2	0.3	0.1	2.5	0.6	0.4	:	0.2	0.1	0.6	0.3	0.4
Oct./Setp.	0.3	0.1	0.3	0.2	1.9	0.4	0.2	:	0.6	0.3	0.0	0.6	-0.1
Nov./Oct.	0.2	0.1	0.2	0.2	0.8	0.2	0.1	0.3	0.3	0.3	0.0	0.7	-0.1
Dec./Nov.	0.1	0.2	-0.2	0.2	1.0	0.5	-0.1	:	0.1	0.1	-0.5	0.3	0.2
<b>1994</b>													
Jan./Dec.	0.4	0.4	0.1	0.9	-0.7	1.0	0.2	:	0.6	0.0	0.4	0.8	-0.4
Feb./Jan.	0.4	0.3	0.4	0.3	0.2	0.1	0.3	0.6	0.3	0.3	0.5	0.6	0.6
March/Feb.	0.3	0.0	0.1	0.2	2.9	0.3	0.2	:	0.3	0.0	0.6	0.2	0.3
April/March	0.5	0.2	0.4	0.2	1.5	0.4	0.3	:	0.2	0.1	0.2	0.6	1.2
May/April	0.3	0.3	0.5	0.2	0.8	0.2	0.2	0.8	0.4P	0.2	0.0	0.2	0.3
June/May	0.1P	0.2	0.1	0.2	1.0	0.1	0.0	:	0.2P	0.1	-0.2	0.2	0.0
July/June	0.0P	0.6	-0.2	0.1	-1.6	0.4	0.0	:	0.3P	0.4	0.4	0.2	-0.5
August/July	0.3P	0.2	0.4	0.1	0.3	0.7	0.0P	0.8	0.2P	0.1	0.4	0.2	0.5
	<b>Rates of increase over 12 months</b>												
	<b>(T/T-12)</b>												
<b>1993/92</b>													
August	3.5	3.2	1.2	4.2	14.6	4.6	2.2	1.3	4.5	3.7	3.0	5.6	1.7
September	3.4	2.8	1.2	4.0	12.8	4.3	2.3	:	4.5	3.7	2.8	5.9	1.8
October	3.3	2.7	1.5	3.9	12.3	4.6	2.2	:	4.6	3.5	2.8	6.3	1.4
November	3.2	2.5	1.5	3.6	12.3	4.8	2.2	1.5	4.3	3.5	2.8	6.6	1.4
December	3.4	2.7	1.5	3.7	12.1	4.9	2.1	:	4.3	3.6	2.6	6.4	1.9
<b>1994/93</b>													
January	3.4	2.4	1.8	3.5	11.1	5.0	1.9	:	4.4	2.6	3.0	6.3	2.5
February	3.3	2.5	1.8	3.4	11.0	5.0	1.8	1.7	4.3	2.6	3.0	6.1	2.4
March	3.2	2.3	1.7	3.2	10.2	5.0	1.5	:	4.3	2.3	2.9	6.0	2.3
April	3.2	2.4	2.0	3.1	10.4	4.9	1.7	:	4.1	2.1	2.8	6.0	2.6
May	3.2	2.6	1.9	3.0	11.0	4.9	1.7	2.7	4.0	2.1	2.8	5.7	2.6
June	3.2P	2.8	2.1	3.0	10.9	4.7	1.8	:	3.7P	2.1	3.0	5.6	2.6
July	3.0P	2.7	2.0	2.9	11.2	4.7	1.7	:	3.8P	2.2	2.7	5.1	2.3
August	3.1P	2.4	2.2	3.0	11.1	4.8	1.7P	2.5	3.8P	2.0	2.6	4.8	2.4

TABLE II



## CONSUMER PRICES

## GENERAL INDEX

	U.S.A	Japan	Switzerland	Austria	Norway	Sweden	Finland	Canada
	Price indices				1985=100			
Annual average								
1990	121.5	106.9	113.2	111.3	135.4	135.1	127.4	124.4
1991	126.6	110.4	119.8	115.0	140.0	147.8	132.8	131.4
1992	130.5	112.3	124.6	119.7	143.3	151.1	136.7	133.4
1993	134.3	113.8	128.7	124.0	146.5	158.2	139.7	135.8
1993								
August	134.6	114.4	129.3	125.6	146.4	157.6	139.4	136.0
September	134.9	114.5	129.2	124.7	147.1	159.0	139.7	136.1
October	135.5	114.4	129.3	124.6	147.2	159.5	139.9	136.3
November	135.6	113.8	129.2	124.7	147.1	159.5	139.7	137.0
December	135.6	113.9	129.3	124.9	147.0	158.9	139.6	136.7
1994								
January	136.0	114.0	129.5	125.8	146.6	159.4	139.3	136.7
February	136.4	114.0	130.0	126.6	147.2	159.9	139.8	135.7
March	136.8	114.5	130.0	127.0	148.0	160.5	140.1	135.5
April	137.1	114.8	130.1	126.9	148.1	161.2	140.3	135.6
May	137.2	114.9	129.3	127.1	148.2	161.5	140.4	135.3
June	137.6	114.4	129.5	127.4	148.5	161.5	141.8	135.6
July	138.0	113.9	129.5	128.7	148.8	161.6	141.9	136.2
August	138.6	114.3P	130.0	129.5	148.8	161.6	142.1	136.3
	Rates of increase over one month (IRL 3 months)				(T/T-1)			
1993								
August/July	0.3	0.3	0.5	0.3	-0.2	0.2	-0.2	0.1
Sept./August	0.2	0.1	-0.1	-0.7	0.4	0.9	0.2	0.1
Oct./Sept.	0.4	-0.1	0.1	-0.1	0.1	0.3	0.2	0.2
Nov./Oct.	0.1	-0.6	-0.1	0.1	-0.1	0.0	-0.1	0.5
Dec./Nov.	0.0	0.1	0.1	0.2	-0.1	-0.4	-0.1	-0.2
1994								
Jan./Dec.	0.3	0.1	0.1	0.7	-0.2	0.3	-0.3	0.0
Feb./Jan.	0.3	0.0	0.4	0.6	0.4	0.3	0.4	-0.8
March/Feb.	0.3	0.5	0.0	0.3	0.5	0.4	0.2	-0.2
April/March	0.1	0.2	0.1	-0.1	0.1	0.4	0.2	0.1
May/April	0.1	0.1	-0.6	0.2	0.1	0.2	0.1	-0.2
June/May	0.3	-0.4	0.1	0.2	0.2	0.0	1.0	0.2
July/June	0.3	-0.5	0.0	1.1	0.2	0.0	0.1	0.4
August/July	0.4	0.4P	0.4	0.6	0.0	0.0	0.2	0.1
	Rates of increase over 12 months				(T/T-12)			
1993/92								
August	2.8	1.9	3.6	3.4	2.2	4.8	2.1	1.7
September	2.7	1.5	3.4	3.4	2.2	4.2	1.7	1.9
October	2.8	1.3	3.3	3.5	2.0	4.3	1.6	1.9
November	2.7	0.9	2.3	3.5	1.9	4.8	1.4	1.9
December	2.7	1.0	2.5	3.5	1.8	4.0	1.6	1.7
1994/93								
January	2.5	1.2	2.1	3.1	1.3	1.7	0.2	1.3
February	2.5	1.1	1.8	3.1	1.4	1.8	0.3	0.2
March	2.5	1.3	1.3	3.1	1.0	1.7	0.4	0.2
April	2.4	0.8	1.0	3.0	0.9	1.7	0.2	0.2
May	2.3	0.8	0.4	3.0	0.9	2.1	0.2	-0.2
June	2.5	0.6	0.5	2.9	1.1	2.5	1.3	0.0
July	2.8	-0.2	0.6	2.8	1.4	2.7	1.6	0.2
August	2.9	-0.1P	0.5	3.2	1.6	2.6	1.9	0.2

# EXPLANATORY NOTES

## METHODOLOGY

The consumer price indices given here are the national indices which have different names in each country. As far as trends are concerned, the general index published by EUROSTAT always corresponds to the general index published by the country. The component items of this general index are groups of national indices aggregated according to a harmonized classification conforming to the ESA (European System of Integrated Economic Accounts). For these groups, the price trends correspond to the trends noted by the national indices for the same classification field. The field covered by the general index varies according to country; as regards the population concerned (specific income bracket, certain socio-professional categories or total households), the geographical areas used (capital, urban areas, country as a whole, etc.) or differences in treatments of expenditure on rent, health care, etc... Finally, there is no uniform method for seasonal adjustments. A fixed system is used in some countries, whereas in others a chain system is used (variable weightings). The reference years used at national level for the indices vary according to country. For ease of comparison, EUROSTAT has chosen 1985 as the common year for the presentation of these indices.

## THE CALCULATION OF THE EUR-12 INDEX

The EUR-12 index as calculated by EUROSTAT is a weighted average of national price indices. The weight used is the proportion of each country in the final consumption of households for EUR-12. The values of this consumption in national currency are converted into purchasing power standard (PPS); for this purpose the purchasing power parities of the G.D.P. are used. Up to 1987 purchasing power parities are those which result from the 1980 enquiry, from 1988 onwards they are those from the 1985 enquiry. The index calculated is a chain index of the "Laspeyres" type with weights changing each year. However, the weights are lagged by three years since the national accounts data needed become available only after three years. For example: the weights used for 1991 are those of 1988, for 1990 those of 1987. Moreover, national accounts data are often revised leading to revisions of the consumption weights. In order to avoid continuous modifications in the EUR-12 index for previous periods, EUROSTAT has decided to "freeze" the weights which are used. Thus the EUR-12 index will not be affected by revisions of the national accounts. However when Member States carry out major revisions in the price series for past years, EUR-12 data will be calculated using these new series.

**Venta y suscripciones • Salg og abonnement • Verkauf und Abonnement • Πωλήσεις και συνδρομές**  
**Sales and subscriptions • Vente et abonnements • Vendita e abbonamenti**  
**Verkoop en abonnementen • Venda e assinaturas**

**BELGIQUE / BELGIË**

**Moniteur belge / Belgisch staatsblad**  
 Rue de Louvain 42 / Leuvenseweg 42  
 1000 Bruxelles / 1000 Brussel  
 Tél. (02) 512 00 26  
 Fax (02) 511 01 84

**Jean De Lannoy**  
 Avenue du Roi 202 / Koningslaan 202  
 1060 Bruxelles / 1060 Brussel  
 Tél. (02) 538 51 69  
 Télex 63220 UNBOOK B  
 Fax (02) 538 08 41  
 Autres distributeurs/  
 Overige verkooppunten:

**Librairie européenne/  
Europese boekhandel**

Rue de la Loi 244/Wetstraat 244  
 1040 Bruxelles / 1040 Brussel  
 Tél. (02) 231 04 35  
 Fax (02) 735 08 60  
 Document delivery:

**Credoc**  
 Rue de la Montagne 34 / Bergstraat 34  
 Bte 11 / Bus 11  
 1000 Bruxelles / 1000 Brussel  
 Tél. (02) 511 69 41  
 Fax (02) 513 31 95

**DANMARK**

**J. H. Schultz Information A/S**  
 Herstedvang 10-12  
 2620 Albertslund  
 Tlf. 43 63 23 00  
 Fax (Sales) 43 63 19 69  
 Fax (Management) 43 63 19 49

**DEUTSCHLAND**

**Bundesanzeiger Verlag**  
 Breite Straße 78-80  
 Postfach 10 05 34  
 50445 Köln  
 Tel. (02 21) 20 29-0  
 Telex ANZEIGER BONN 8 882 595  
 Fax 202 92 78

**GREECE/ΕΛΛΑΔΑ**

**G.C. Eleftheroudakis SA**

International Bookstore  
 Nikis Street 4  
 10563 Athens  
 Tel. (01) 322 63 23  
 Telex 219410 ELEF  
 Fax 323 98 21

**ESPAÑA**

**Boletín Oficial del Estado**

Trafalgar, 27-29  
 28071 Madrid  
 Tel. (91) 538 22 95  
 Fax (91) 538 23 49

**Mundi-Prensa Libros, SA**

Castelló, 37  
 28001 Madrid  
 Tel. (91) 431 33 99 (Libros)  
 431 32 22 (Suscripciones)  
 435 36 37 (Dirección)  
 Telex 49370-MPLI-E  
 Fax (91) 575 39 98  
 Sucursal:

**Libreria Internacional AEDOS**

Consejo de Ciento, 391  
 08009 Barcelona  
 Tel. (93) 488 34 92  
 Fax (93) 487 76 59

**Libreria de la Generalitat  
de Catalunya**

Rambla dels Estudis, 118 (Palau Moja)  
 08002 Barcelona  
 Tel. (93) 302 68 35  
 Tel. (93) 302 64 62  
 Fax (93) 302 12 99

**FRANCE**

**Journal officiel  
Service des publications  
des Communautés européennes**

26, rue Desaix  
 75727 Paris Cedex 15  
 Tél. (1) 40 58 77 01/31  
 Fax (1) 40 58 77 00

**IRELAND**

**Government Supplies Agency**

4-5 Harcourt Road  
 Dublin 2  
 Tel. (1) 66 13 111  
 Fax (1) 47 80 645

**ITALIA**

**Licosa SpA**

Via Duca di Calabria 1/1  
 Casella postale 552  
 50125 Firenze  
 Tel. (055) 64 54 15  
 Fax 64 12 57  
 Telex 570466 LICOSA I

**GRAND-DUCHÉ DE LUXEMBOURG**

**Messageries du livre**

5, rue Raiffeisen  
 2411 Luxembourg  
 Tél. 40 10 20  
 Fax 49 06 61

**NEDERLAND**

**SDU Overheidsinformatie**

Externe Fondsen  
 Postbus 20014  
 2500 EA 's-Gravenhage  
 Tel. (070) 37 89 880  
 Fax (070) 37 89 783

**PORTUGAL**

**Imprensa Nacional**

Casa da Moeda, EP  
 Rua D. Francisco Manuel de Melo, 5  
 1092 Lisboa Codex  
 Tel. (01) 69 34 14  
 Fax (01) 69 31 66

**Distribuidora de Livros  
Bertrand, Ld.ª**

**Grupo Bertrand, SA**  
 Rua das Terras dos Vales, 4-A  
 Apartado 37  
 2700 Amadora Codex  
 Tel. (01) 49 59 050  
 Telex 15798 BERDIS  
 Fax 49 60 255

**UNITED KINGDOM**

**HMSO Books (Agency section)**

HMSO Publications Centre  
 51 Nine Elms Lane  
 London SW8 5DR  
 Tel. (071) 873 9090  
 Fax 873 8463  
 Telex 29 71 138

**ÖSTERREICH**

**Manz'sche Verlags-  
und Universitätsbuchhandlung**

Kohlmarkt 16  
 1014 Wien  
 Tel. (1) 531 610  
 Telex 112 500 BOX A  
 Fax (1) 531 61-181

**SUOMI/FINLAND**

**Akateeminen Kirjakauppa**

Keskuskatu 1  
 PO Box 218  
 00381 Helsinki  
 Tel. (0) 121 41  
 Fax (0) 121 44 41

**NORGE**

**Narvesen Info Center**

Bertrand Narvesens vei 2  
 PO Box 6125 Etterstad  
 0602 Oslo 6  
 Tel. (22) 57 33 00  
 Telex 79668 NIC N  
 Fax (22) 68 19 01

**SVERIGE**

**BTJ AB**

Traktorvgen 13  
 22100 Lund  
 Tel. (046) 18 00 00  
 Fax (046) 18 01 25  
 30 79 47

**ICELAND**

**BOKARIID  
LARUSAR BLÖNDAL**

Skólavörðustíg, 2  
 101 Reykjavík  
 Tel. 11 56 50  
 Fax 12 55 60

**SCHWEIZ / SUISSE / SVIZZERA**

**OSEC**

Stampfenbachstraße 85  
 8035 Zürich  
 Tel. (01) 365 54 49  
 Fax (01) 365 54 11

**BÄLGARIJA**

**Europress Klassika BK  
Ltd**

66, bd Vitosha  
 1463 Sofia  
 Tel./Fax 2 52 74 75

**ČESKÁ REPUBLIKA**

**NIS ČR**

Havelkova 22  
 130 00 Praha 3  
 Tel. (2) 24 22 94 33  
 Fax (2) 24 22 14 84

**MAGYARORSZÁG**

**Euro-Info-Service**

Honvéd Europa Ház  
 Margitsziget  
 1138 Budapest  
 Tel./Fax 1 111 60 61  
 1 111 62 16

**POLSKA**

**Business Foundation**

ul. Krucza 38/42  
 00-512 Warszawa  
 Tel. (2) 621 99 93, 628-28-82  
 International Fax&Phone  
 (0-39) 12-00-77

**ROMÂNIA**

**Euromedia**

65, Strada Dionisie Lupu  
 70184 Bucuresti  
 Tel./Fax 0 12 96 46

**RUSSIA**

**CCEC**

9,60-Ietiya Oktyabrya Avenue  
 117312 Moscow  
 Tel./Fax (095) 135 52 27

**SLOVAKIA**

**Slovak Technical  
Library**

Nm. slobody 19  
 812 23 Bratislava 1  
 Tel. (7) 220 452  
 Fax : (7) 295 785

**CYPRUS**

**Cyprus Chamber of Commerce and  
Industry**

Chamber Building  
 38 Grivas Digenis Ave  
 3 Deligiorgis Street  
 PO Box 1455  
 Nicosia  
 Tel. (2) 449500/462312  
 Fax (2) 458630

**MALTA**

**Miller distributors Ltd**

PO Box 25  
 Malta International Airport  
 LQA 05 Malta  
 Tel. 66 44 88  
 Fax 67 67 99

**TÜRKIYE**

**Pres Gazete Kitap Dergi  
Pazarlama Dagitim Ticaret ve sanayi  
AŞ**

Narlıbaçe Sokak N. 15  
 Istanbul-Cagaloglu  
 Tel. (1) 520 92 96 - 528 55 66  
 Fax 520 64 57  
 Telex 23822 DSVO-TR

**ISRAEL**

**ROY International**

PO Box 13056  
 41 Mishmar Hayarden Street  
 Tel Aviv 61130  
 Tel. 3 496 108  
 Fax 3 648 60 39

**EGYPT/  
MIDDLE EAST**

**Middle East Observer**

41 Sherif St.  
 Cairo  
 Tel/Fax 39 39 732

**UNITED STATES OF AMERICA /  
CANADA**

**UNIPUB**

4611-F Assembly Drive  
 Lanham, MD 20706-4391  
 Tel. Toll Free (800) 274 4888  
 Fax (301) 459 0056

**CANADA**

Subscriptions only  
 Uniquement abonnements

**Renouf Publishing Co. Ltd**

1294 Algoma Road  
 Ottawa, Ontario K1B 3W8  
 Tel. (613) 741 43 33  
 Fax (613) 741 54 39  
 Telex 0534783

**AUSTRALIA**

**Hunter Publications**

58A Gipps Street  
 Collingwood  
 Victoria 3066  
 Tel. (3) 417 5361  
 Fax (3) 419 7154

**JAPAN**

**Kinokuniya Company Ltd**

17-7 Shinjuku 3-Chome  
 Shinjuku-ku  
 Tokyo 160-91  
 Tel. (03) 3439-0121

**Journal Department**

PO Box 55 Chitose  
 Tokyo 156  
 Tel. (03) 3439-0124

**SOUTH-EAST ASIA**

**Legal Library Services Ltd**

Orchard  
 PO Box 0523  
 Singapore 9123  
 Tel. 73 04 24 1  
 Fax 24 32 47 9

**SOUTH AFRICA**

**Safto**

5th Floor, Export House  
 Cnr Maude & West Streets  
 Sandton 2146  
 Tel. (011) 883-3737  
 Fax (011) 883-6569

**AUTRES PAYS  
OTHER COUNTRIES  
ANDERE LANDER**

**Office des publications officielles  
des Communautés européennes**

2, rue Mercier  
 2985 Luxembourg  
 Tél. 499 28-1  
 Télex PUBOF LU 1324 b  
 Fax 48 85 73/48 68 17

02 90 24

Price (excl. VAT) in Luxembourg: Single copy ECU 8 • Subscription ECU 73



OFICINA DE PUBLICACIONES OFICIALES DE LAS COMUNIDADES EUROPEAS  
KONTOR ET FOR DE EUROPÆISKE FÆLLESSKABERS OFFICIELLE PUBLIKATIONER  
AMT FÜR AMTLICHE VERÖFFENTLICHUNGEN DER EUROPÄISCHEN GEMEINSCHAFTEN  
ΥΠΗΡΕΣΙΑ ΕΠΙΣΗΜΩΝ ΕΚΔΟΣΕΩΝ ΤΩΝ ΕΥΡΩΠΑΙΚΩΝ ΚΟΙΝΟΤΗΤΩΝ  
OFFICE FOR OFFICIAL PUBLICATIONS OF THE EUROPEAN COMMUNITIES  
OFFICE DES PUBLICATIONS OFFICIELLES DES COMMUNAUTÉS EUROPÉENNES  
UFFICIO DELLE PUBBLICAZIONI UFFICIALI DELLE COMUNITÀ EUROPEE  
BUREAU VOOR OFFICIELE PUBLIKATIES DER EUROPESE GEMEENSCHAPPEN  
SERVIÇO DAS PUBLICAÇÕES OFICIAIS DAS COMUNIDADES EUROPEIAS



CA-CB-94-009-EN-C