

# Consumer price index

Supplement  1994

## CONSUMER PRICE INDICES

This bulletin contains consumer price indices for the following series on the base 1985=100. It covers the period from April 1993 to September 1994.

CONTENTS		PAGE
00	Relative part in % of each group in the weights .....	3
A.	Consumer Prices - General index .....	4- 5
B.	Food (excl. drinks and meals out) .....	6- 7
B.1	Bread and cereals.....	8
B.2	Meat .....	9
B.3	Dairy products, eggs, oils and fats .....	10
B.4	Fruit, vegetables, potatoes.....	11
C.	Drinks (home consumption) and tobacco .....	12-13
C.1	Drinks (home consumption).....	14
C.2	Tobacco .....	15
D.	Clothing and footwear (incl.repairs).....	16-17
D.1	Clothing (incl.repairs).....	18
D.2	Footwear (incl. repairs) .....	19
E.	Rent, heating and lighting .....	20-21
E.1	Rents and water charges .....	22
F.	Household goods and services .....	24-25
F.1	Furniture, floorcoverings, household textiles.....	26
F.2	Household appliances, utensils and services .....	27
G.	Transport and communications .....	28-29
G.1	Private transport.....	30
G.2	Public transport.....	31
G.3	Communications.....	32
H.	Recreation and education, etc.....	34-35
H.1	Recreational goods .....	36
H.2	Recreational services .....	37
H.3	Books, newspapers and magazines.....	38
J.	Other goods and services .....	40-41
J.1	Expenditure in hotels, pubs and restaurants.....	42
K.	Energy products .....	43
L.	Historical series 1956-1993: EC-countries .....	44
M.	Historical series 1956-1993: Non EC-countries.....	45
N.	Methodology .....	46
	TABLE OF SOURCES .....	47



OFICINA ESTADÍSTICA DE LAS COMUNIDADES EUROPEAS  
DE EUROPÆISKE FÆLLESSKABERS STATISTISKE KONTOR  
STATISTISCHES AMT DER EUROPÄISCHEN GEMEINSCHAFTEN  
ΣΤΑΤΙΣΤΙΚΗ ΥΠΗΡΕΣΙΑ ΤΩΝ ΕΥΡΩΠΑΪΚΩΝ ΚΟΙΝΟΤΗΤΩΝ  
STATISTICAL OFFICE OF THE EUROPEAN COMMUNITIES  
OFFICE STATISTIQUE DES COMMUNAUTÉS EUROPÉENNES  
ISTITUTO STATISTICO DELLE COMUNITÀ EUROPEE  
BUREAU VOOR DE STATISTIEK DER EUROPESE GEMEENSCHAPPEN  
SERVIÇO DE ESTATÍSTICA DAS COMUNIDADES EUROPEIAS

L-2920 Luxembourg — Tél. 43 01-1 — Télex COMEUR LU 3423  
B-1049 Bruxelles, rue de la Loi 200 — Tél. 299 11 11

The information included in this bulletin has been taken from the Cronos databank, which is accessible via the different host companies. For all information about these host companies contact Eurostat in Luxembourg, tel. 4301-34567, fax 436404.

To obtain specifications of the principal characteristics of the series contained in this bulletin contact Luxembourg:

**Mr Nijenhuis,**

**tel. 4301-33202**

**fax 4301-33989**

RELATIVE PART IN % OF EACH GROUP IN THE WEIGHT

		B	DK	D	GR	SP	F	IRL	I	L	NL	P	UK		
I A	FOOD PRODUCTS	16.5	14.5	17.8	29.0	26.2	17.5	21.2	19.6	18.4	14.9	39.2	13.2	FOOD PRODUCTS	I A
I B	DRINKS and TOBACCO	3.6	6.6	5.2	3.9	3.2	4.6	16.1	*3.2	**2.1	3.1	4.1	7.2	DRINKS and TOBACCO	I B
II	CLOTHING and FOOTWEAR	8.6	5.7	7.0	14.3	11.5	7.4	6.8	10.8	13.1	7.2	9.4	5.8	CLOTHING and FOOTWEAR	II
III	RENT,FUEL and POWER	19.4	28.5	25.0	11.4	10.3	10.9	13.1	7.6	13.7	26.1	°11.8	20.3	RENT,FUEL and POWER	III
IV	HOUSEHOLD GOODS + SERVICES	7.9	6.5	7.2	8.0	6.7	8.4	6.2	10.6	10.1	8.0	7.7	7.7	HOUSEHOLD GOODS + SERVICES	IV
V	HEALTH COSTS	4.9	1.8	4.1	7.8	3.1	9.1	2.6	6.7	8.2	0.6	3.0	1.8	HEALTH COSTS	V
VI	TRANSPORT and COMMUNICATIONS	16.5	17.1	14.4	13.7	16.5	19.3	15.2	13.5	14.9	14.4	16.1	17.9	TRANSPORT and COMMUNICATIONS	VI
VII	RECREATION and EDUCATION	8.3	9.5	8.4	9.4	7.3	8.2	6.0	10.0	8.0	10.7	3.9	9.0	RECREATION and EDUCATION	VII
VIII	OTHER GOODS and SERVICES	14.3	9.8	10.9	2.5	15.3	14.6	12.8	18.0	11.5	15.0	4.9	17.1	OTHER GOODS and SERVICES	VIII
GENERAL INDEX		100.0	100.0	100.0	100.0	100.0	100.0	100.0	100.0	100.0	100.0	100.0	100.0	GENERAL INDEX	
Reference YEAR		1987/88	1991	1985	1988	1991	1993	1989	1989/90	1987	1985	1989/90	1993	Reference YEAR	

\* Excluding tobacco

\*\* Excluding alcoholic drinks and tobacco

\* Rents included but not published

## A

## VERBRAUCHERPREISE

## CONSUMER PRICES

## PRIX A LA CONSOMMATION

Gesamtindex

General Index

Indice général

	EUR12	BELGIQUE BELGIE	DANMARK	BR DEUTSCH LAND	ELLAS	ESPAÑA	FRANCE	IRELAND	ITALIA (1)	LUXEM- BOURG	NEDER- LAND	PORTU- GAL	UNITED KINGDOM	U.S.A.	CANADA	JAPAN
Presindizes					Price Indices 1985 = 100					Indices de prix						
1990 O	122.9	111.0	121.2	107.0	222.6	136.8	116.5	117.6	131.8	109.0	104.2	170.9	133.3	121.5	124.4	106.9
1991 O	129.1	114.6	124.1	110.7	266.0	145.0	120.2	121.3	140.0	112.4	108.3	189.6	141.1	126.6	131.4	110.4
1992 O	134.5	117.4	126.7	115.1	308.1	153.5	123.0	125.1	147.3	115.9	111.7	206.7	146.4	130.5	133.4	112.3
1993 O	139.1	120.6	128.3	119.9	352.6	160.6	125.6	126.9	153.8	120.1	114.6	220.0	148.7	134.3	135.8	113.8
1993 A	138.5	119.9	127.7	119.4	350.4	159.0	125.4	:	152.5	119.5	114.3	217.5	148.6	133.9	135.3	113.8
1993 M	138.9	120.1	128.5	119.8	351.2	159.5	125.7	126.1	153.2	119.7	114.2	218.6	149.2	134.1	135.5	113.9
1993 J	139.1	120.1	128.4	120.0	355.1	159.9	125.5	:	153.9	119.8	113.8	219.1	149.1	134.3	135.6	113.8
1993 J	139.2	120.9	128.2	120.2	348.3	160.5	125.7	:	154.3	120.2	114.6	220.6	148.7	134.3	135.9	114.1
1993 A	139.6	121.4	128.4	120.2	349.8	161.5	125.7	127.3	154.6	120.6	115.3	221.5	149.4	134.7	136.0	114.4
1993 S	140.0	121.2	128.8	120.3	358.5	162.4	126.1	:	154.9	120.7	116.0	222.2	150.0	134.9	136.1	114.6
1993 O	140.4	121.4	129.2	120.6	365.4	163.0	126.4	:	155.8	121.1	116.0	223.4	149.9	135.5	136.3	114.4
1993 N	140.6	121.5	129.4	120.9	368.3	163.3	126.5	127.7	156.3	121.5	116.0	225.0	149.7	135.6	136.9	113.8
1993 D	140.8	121.7	129.1	121.1	371.9	164.1	126.4	:	156.5	121.6	115.5	225.6	150.0	135.6	136.7	113.9
1994 J	141.3	122.2	129.1	122.2	369.3	165.6	126.6	:	157.4	121.6	115.9	227.4	149.4	136.0	136.7	114.0
1994 F	141.8	122.6	129.6	122.6	370.1	165.7	126.9	128.5	157.9	122.0	116.6	228.8	150.2	136.4	135.7	114.0
1994 M	142.3	122.6	129.8	122.8	381.0	166.2	127.2	:	158.4	121.9	117.3	229.3	150.6	136.9	135.5	114.6
1994 A	142.9	122.8	130.3	123.1	386.8	167.0	127.5	:	158.7	122.0	117.5	230.6	152.4	137.1	135.6	114.8
1994 M	143.3	123.2	130.9	123.4	389.9	167.3	127.8	129.5	159.4	122.3	117.6	231.1	153.0	137.2	135.3	114.9
1994 J	143.5	123.4	131.1	123.6	393.7	167.4	127.8	:	159.7	122.3	117.3	231.5	153.0	137.6	135.6	114.4
1994 J	143.5	124.2	130.8	123.7	387.3	168.0	127.8	:	160.1	122.8	117.7	231.9	152.2	138.0	136.1	113.9
1994 A	143.9	124.4	131.3	123.8	388.5	169.3	127.8	130.5	160.4	123.0	118.2	232.2	153.0	138.6	136.2	114.4
1994 S	144.3	124.2	131.4	123.9	401.1	169.7	128.1	:	160.9	123.4	119.2	232.7	153.3	138.9	136.3	114.8

1) starting from February 1 - 1992 tobacco products are excluded from the index of Italy

2) Starting from January 1 - 1991 tobacco products are excluded from the index for Luxembourg

1) A partir du 1 février 1992 les produits du tabac sont exclus de l'indice italien

2) A partir du 1 janvier 1991 les produits du tabac sont exclus de l'indice luxembourgeois

1) Ab 1. Februar 1992 ohne Tabakerzeugnisse für Italien

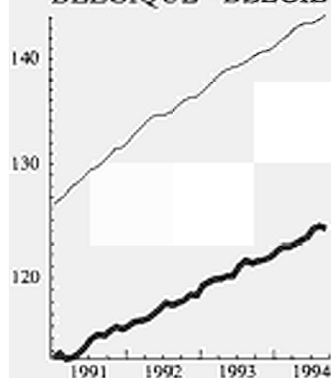
2) Ab 1. Januar 1991 ohne Tabakerzeugnisse für Luxemburg

VERBRAUCHERPREISE  
GESAMTINDEX

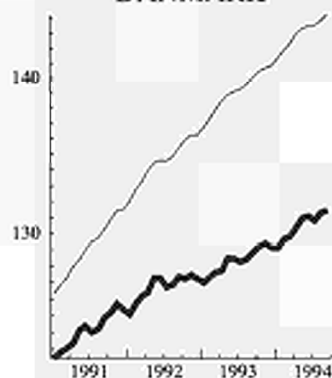
CONSUMER PRICES  
GENERAL INDEX  
1985 = 100

PRIX A LA CONSOMMATION  
INDICE GENERAL

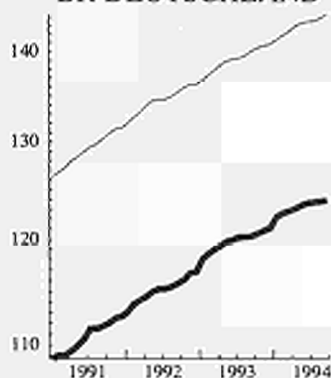
BELGIQUE - BELGIE



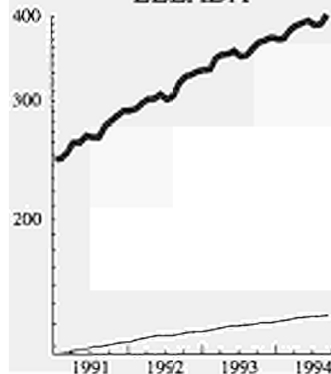
DANMARK



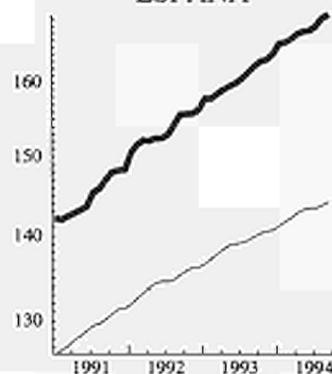
BR DEUTSCHLAND



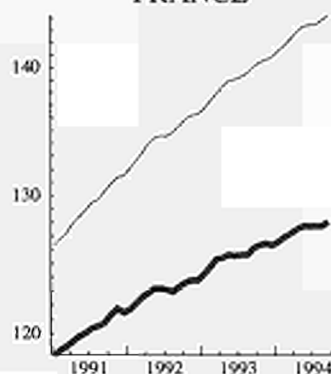
ELLADA



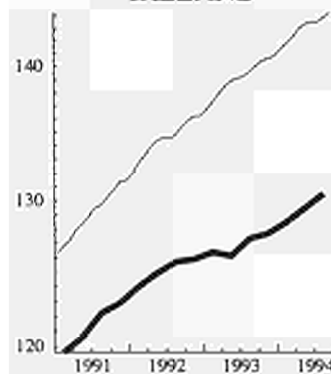
ESPAÑA



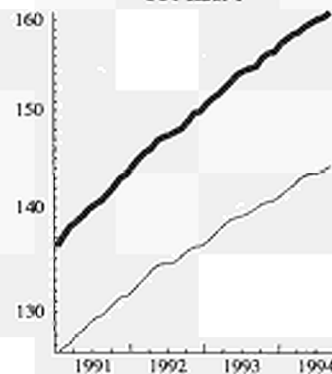
FRANCE



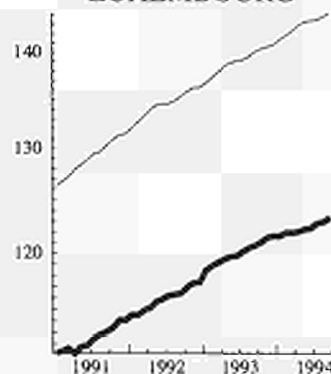
IRELAND



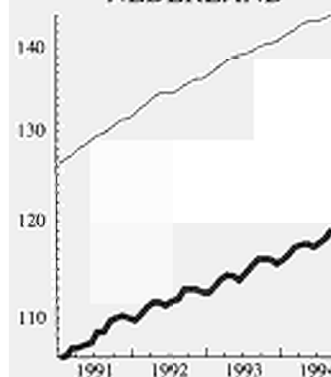
ITALIA



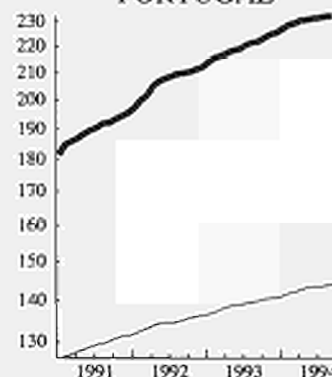
LUXEMBOURG



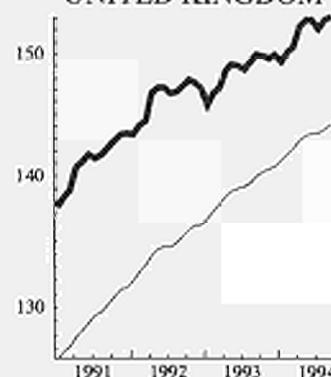
NEDERLAND



PORTUGAL



UNITED KINGDOM



--- EUR 12

## B

## VERBRAUCHERPREISE

## CONSUMER PRICES

## PRIX A LA CONSOMMATION

Nahrungsmittel (ohne Gaststättenverzehr)

Food (Excl. Drinks and Meals out)

Produits alimentaires(sans boissons et repas à l'extérieur)

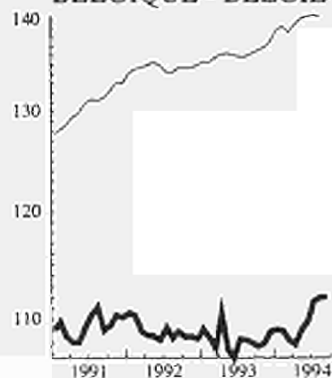
	EUR12	BELGIQUE BELGIE	DANMARK	BR DEUTSCH LAND	ELLAS	ESPANA	FRANCE	IRELAND	ITALIA	LUXEM- BOURG	NEDER- LAND	PORTU- GAL	UNITED KINGDOM	U.S.A.
Preisindizes					Price Indices 1985 = 100						Indices de prix			
1990 O	123.5	107.7	111.4	104.9	216.1	136.8	116.1	116.8	127.1	108.8	100.3	158.6	125.7	126.9
1991 O	130.6	109.4	112.1	108.2	259.3	141.2	119.3	117.7	140.2	112.1	103.7	176.4	132.1	130.8
1992 O	134.7	108.9	114.0	110.8	295.8	145.5	119.6	119.1	148.2	112.5	105.6	183.9	135.0	131.3
1993 O	136.1	108.2	113.7	111.5	333.3	145.7	119.4	118.8	150.2	111.7	105.3	185.5	137.3	134.5
1993 A	136.1	110.5	113.7	112.3	332.4	143.7	120.3	:	149.2	111.6	105.8	184.1	137.7	134.9
1993 M	136.2	107.4	114.4	113.0	331.9	143.7	120.5	118.1	149.6	111.7	104.9	183.9	137.7	135.0
1993 J	136.0	106.7	113.0	112.6	333.6	143.0	119.6	:	150.3	111.4	104.8	182.5	138.3	133.7
1993 J	135.9	108.2	113.0	111.9	324.3	143.8	119.2	:	150.4	111.6	104.6	185.2	138.2	133.5
1993 A	135.9	108.2	113.7	111.1	329.1	145.0	117.8	120.6	151.0	111.8	105.2	185.4	138.4	134.1
1993 S	136.3	107.9	114.4	110.6	334.6	147.5	118.4	:	151.0	111.7	105.1	186.3	137.8	134.4
1993 O	136.5	107.7	114.4	110.5	341.4	148.3	118.9	:	151.6	111.6	105.5	187.3	136.8	135.1
1993 N	136.8	108.0	114.4	110.9	347.6	148.6	119.5	120.2	151.8	111.8	105.3	189.0	135.9	135.5
1993 D	137.4	109.0	113.7	111.3	355.0	151.1	119.1	:	152.2	112.0	105.4	190.1	136.2	136.6
1994 J	138.8	109.1	114.4	111.6	358.0	152.3	123.2	:	152.9	112.3	105.1	191.4	136.8	138.0
1994 F	139.2	109.0	114.4	112.4	358.4	151.2	123.8	120.9	153.3	112.4	105.7	191.5	137.7	136.9
1994 M	138.6	108.1	115.1	112.5	363.1	151.4	119.4	:	153.6	112.4	106.7	190.8	138.5	137.1
1994 A	139.4	107.8	115.7	113.5	372.6	152.5	120.4	:	153.9	112.7	106.5	192.5	138.8	137.2
1994 M	140.1	109.1	116.4	114.4	373.2	152.0	121.4	123.7	154.2	112.9	106.9	193.0	140.2	137.2
1994 J	140.4	109.9	117.1	114.8	376.2	151.6	121.0	:	155.1	113.1	107.8	192.8	140.1	137.1
1994 J	140.5	111.6	117.8	114.4	373.6	153.5	120.7	:	155.5	113.8	107.7	193.0	139.3	138.2
1994 A	140.4	112.0	118.4	113.4	374.1	155.1	119.8	123.8	155.7	114.8	107.5	193.1	139.7	138.9
1994 S	:	112.0	118.8	113.0	381.5	156.0	120.7	:	:	115.4	108.2	192.5	138.5	:

VERBRAUCHERPREISE  
NAHRUNGSMITTEL

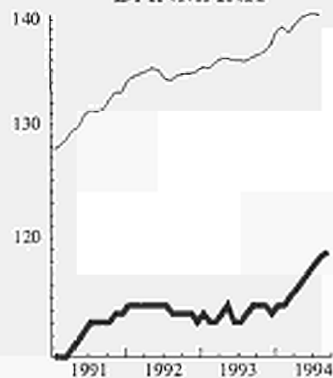
CONSUMER PRICES  
FOOD  
1985 = 100

PRIX A LA CONSOMMATION  
INDICE ALIMENTATION

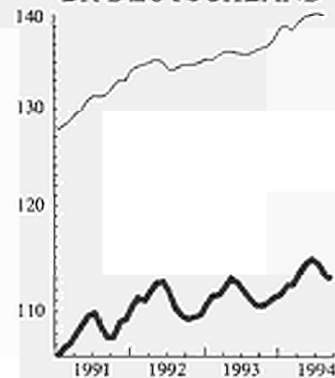
BELGIQUE - BELGIE



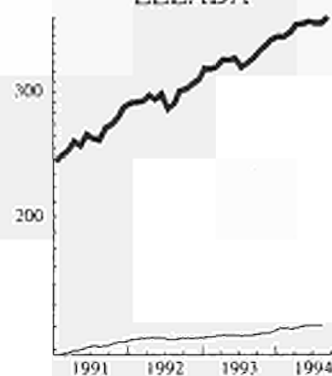
DANMARK



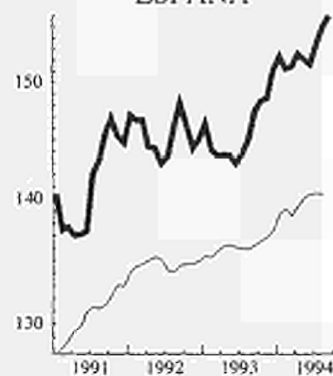
BR DEUTSCHLAND



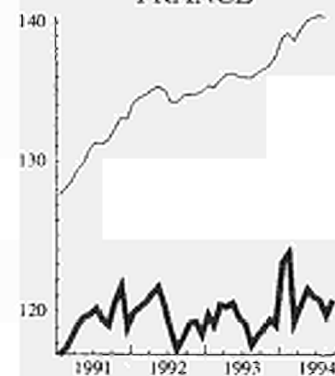
ELLADA



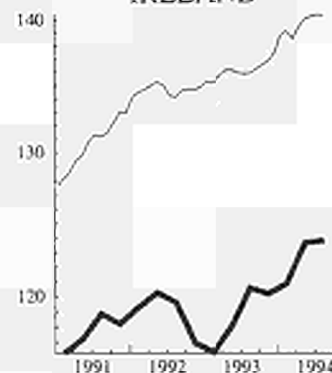
ESPAÑA



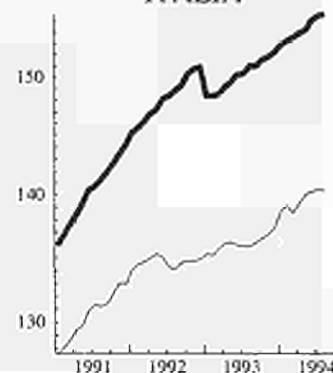
FRANCE



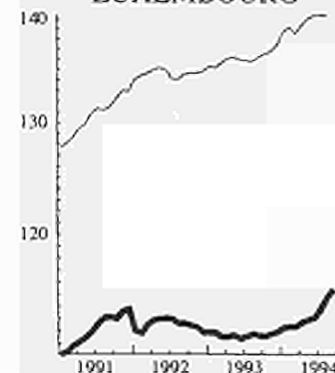
IRELAND



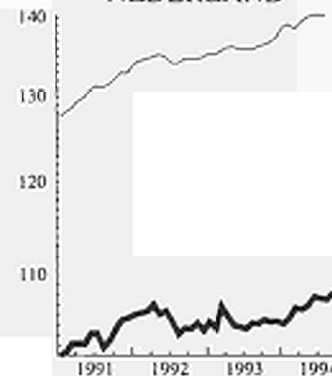
ITALIA



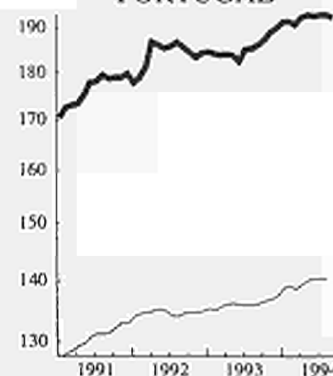
LUXEMBOURG



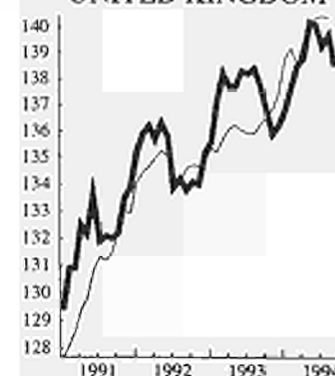
NEDERLAND



PORTUGAL



UNITED KINGDOM



--- EUR 12

# B1

VERBRAUCHERPREISE

CONSUMER PRICES

PRIX A LA CONSOMMATION

Brot und Mehlwaren

Bread and Cereals

Pain et céréales

	EUR12	BELGIQUE BELGIE	DANMARK	BR DEUTSCH LAND	ELLAS	ESPANA	FRANCE	IRELAND	ITALIA	LUXEM- BOURG	NEDER- LAND	PORTU- GAL	UNITED KINGDOM	U.S.A.
Preisindizes					Price Indices 1985 = 100				Indices de prix					
1990 O	125.9	114.0	126.5	108.4	221.0	148.5	118.7	116.5	131.0	116.9	104.8	169.7	131.1	129.6
1991 O	134.9	117.2	130.4	113.4	261.4	163.1	122.7	122.7	139.3	122.6	107.8	203.4	140.7	135.0
1992 O	143.8	120.7	134.8	119.4	315.3	178.5	126.8	126.2	147.0	124.3	112.6	229.5	145.4	140.3
1993 O	150.3	123.4	138.1	123.5	360.3	190.8	129.6	124.9	156.8	126.1	115.0	239.4	145.7	145.0
1993 A	149.8	122.8	137.0	122.9	356.9	189.7	129.3	:	154.1	125.8	114.7	236.0	149.8	143.9
1993 M	150.5	122.9	137.0	123.2	360.5	190.5	129.4	123.3	155.5	126.0	114.9	237.8	150.4	144.8
1993 J	150.9	122.8	137.6	123.4	361.9	190.8	129.5	:	156.8	125.9	115.4	239.2	149.8	145.1
1993 J	151.7	122.8	137.6	123.7	362.2	191.3	129.6	:	158.3	126.1	115.2	240.8	151.1	145.6
1993 A	152.1	124.0	138.3	123.9	363.7	191.6	129.9	125.9	159.4	126.2	115.2	241.1	150.8	145.9
1993 S	152.4	124.3	138.3	124.3	365.9	191.9	130.1	:	160.2	126.2	115.3	242.6	150.5	146.1
1993 O	152.7	124.3	138.3	124.4	369.1	192.4	130.2	:	161.0	126.3	115.3	242.7	150.1	146.4
1993 N	150.0	124.3	138.3	124.6	370.8	193.7	130.3	126.0	161.7	126.4	115.1	243.4	127.0	146.2
1993 D	150.2	124.4	138.3	124.9	371.9	194.3	130.3	:	161.8	126.6	115.3	244.7	127.1	147.2
1994 J	153.6	124.4	139.0	125.1	372.4	195.4	130.6	:	162.7	126.6	115.3	246.1	147.9	148.5
1994 F	154.0	124.4	139.6	125.3	375.5	196.2	130.6	126.4	163.1	126.6	115.5	247.5	148.2	149.4
1994 M	154.2	124.7	139.6	125.5	377.8	196.5	130.7	:	163.4	126.6	115.7	247.9	147.8	148.6
1994 A	154.3	124.7	140.9	125.6	379.7	196.8	130.7	:	163.9	126.6	115.6	248.4	147.2	150.5
1994 M	155.7	124.8	140.9	125.8	379.8	197.6	130.8	127.8	164.3	126.5	115.6	284.4	146.5	150.3
1994 J	154.7	125.0	140.9	125.9	381.4	197.6	130.8	:	164.5	126.5	115.5	248.8	146.5	151.3
1994 J	155.1	125.1	140.3	126.1	384.0	198.0	131.0	:	164.8	130.5	115.5	249.0	146.6	151.8
1994 A	155.3	125.2	140.3	126.3	385.9	198.0	131.2	129.0	164.9	131.3	116.4	248.6	146.9	152.5
1994 S	:	125.3	140.3	126.5	386.2	198.5	131.5	:	:	131.5	116.4	248.0	147.1	:



## B2

VERBRAUCHERPREISE

CONSUMER PRICES

PRIX A LA CONSOMMATION

Fleisch (1)

Meat (1)

Viandes (1)

	EUR12	BELGIQUE BELGIE	DANMARK	BR DEUTSCH LAND	ELLAS	ESPANA	FRANCE	IRELAND	ITALIA	LUXEM- BOURG	NEDER- LAND	PORTU- GAL	UNITED KINGDOM	U.S.A.
Preisindizes					Price Indices					Indices de prix				
					1985 = 100									
1990 O	118.7	110.5	112.2	104.4	208.3	127.3	118.2	113.1	126.5	116.9	104.9	142.2	123.3	128.9
1991 O	122.0	111.6	110.5	106.6	235.5	130.0	119.9	112.8	131.2	122.6	106.1	147.4	124.0	131.5
1992 O	126.6	113.0	113.3	110.7	270.4	133.3	122.3	113.3	136.6	124.3	109.5	155.4	125.6	129.7
1993 O	130.8	112.3	111.9	112.4	298.8	136.7	122.3	112.7	144.3	126.1	109.8	154.7	131.5	134.3
1993 A	129.5	112.4	111.8	112.4	295.5	132.6	122.1	:	141.9	117.8	109.6	153.5	130.5	134.4
1993 M	130.1	112.2	112.5	112.4	295.2	133.3	122.0	113.5	143.8	118.0	109.7	153.3	131.9	134.0
1993 J	130.2	112.0	112.5	112.5	296.5	132.9	122.2	:	144.2	117.7	109.2	150.5	131.9	134.1
1993 J	130.6	112.0	112.5	112.5	298.7	134.4	122.6	:	144.5	117.8	109.8	156.0	131.2	134.2
1993 A	130.9	112.0	112.5	112.5	301.6	136.8	122.6	113.7	144.8	117.9	110.1	154.8	129.6	134.8
1993 S	131.6	111.9	112.5	112.5	304.3	141.2	122.1	:	145.7	118.0	110.0	155.1	129.3	134.6
1993 O	131.8	112.1	111.8	112.5	307.4	141.1	122.2	:	146.9	117.9	110.0	155.0	127.6	135.4
1993 N	134.1	112.1	111.1	112.6	310.9	139.7	122.5	112.8	147.4	118.0	110.3	155.8	143.6	136.1
1993 D	134.3	112.0	111.1	112.6	309.9	141.6	122.3	:	147.9	118.1	109.9	156.6	142.5	135.9
1994 J	132.0	112.0	111.1	112.5	308.5	140.0	122.3	:	148.3	118.3	110.4	155.2	127.6	136.6
1994 F	132.2	111.9	111.1	112.6	307.9	140.7	122.2	113.6	148.5	118.4	110.4	155.0	127.9	136.2
1994 M	132.1	111.8	111.1	112.6	308.2	140.5	122.2	:	148.6	118.9	110.5	153.6	128.1	136.7
1994 A	132.2	111.9	111.8	112.5	310.8	139.3	122.1	:	148.6	119.1	110.3	153.8	128.9	136.4
1994 M	132.3	112.0	112.5	112.4	314.6	138.2	122.5	115.8	148.6	119.2	109.8	155.2	128.9	135.9
1994 J	132.8	112.3	113.1	112.5	322.8	138.2	122.7	:	148.6	119.1	110.1	156.9	129.0	136.0
1994 J	133.3	112.5	113.1	112.6	324.6	142.5	123.2	:	148.8	119.0	110.6	158.6	127.4	135.5
1994 A	133.7	112.6	113.1	112.6	326.0	145.4	123.3	114.7	148.8	119.2	110.8	158.6	126.5	135.9
1994 S	:	112.5	113.1	112.6	329.6	145.7	122.9	:	:	119.2	110.1	156.6	125.4	:

1) Eingekl. tiefgefrorenes Fleisch,  
Fleisch in Dosen und Fleischprodukte

1) Including frozen, canned  
and meat products.

1) Y compris viande surgelée, en conserve  
et produits de viande.

## B3

## VERBRAUCHERPREISE

Molkereiprodukte, Eier, Öle und Fette

## CONSUMER PRICES

Dairy Products, Eggs, Oil and Fats

## PRIX A LA CONSOMMATION

Produits laitiers, Oeufs, Huiles, Graisses

	EUR12	BELGIQUE BELGIE	DANMARK	BR DEUTSCH LAND	ELLAS	ESPANA	FRANCE	IRELAND	ITALIA	LUXEM- BOURG	NEDER- LAND	PORTU- GAL	UNITED KINGDOM	U.S.A.
Preisindizes					Price Indices 1985 = 100					Indices de prix				
1990 O	122.3	107.3	111.0	101.5	211.6	130.6	110.3	131.2	127.4	114.7	101.3	147.3	126.3	126.9
1991 O	125.8	107.7	108.2	102.6	251.2	131.4	119.1	128.0	132.7	115.0	103.1	138.8	132.2	126.7
1992 O	130.1	107.8	107.9	105.2	270.6	134.1	120.3	131.2	137.1	113.6	106.2	161.6	137.4	129.1
1993 O	134.9	108.2	109.2	106.1	317.1	136.9	121.3	134.6	142.6	114.8	108.3	165.1	143.6	129.8
1993 A	134.0	108.5	109.2	106.2	304.7	137.2	113.2	:	140.8	114.0	108.8	164.3	142.6	128.8
1993 M	134.4	108.3	109.8	106.1	309.5	136.9	113.2	133.3	141.9	115.5	108.7	164.8	143.0	128.6
1993 J	134.8	107.8	109.2	105.8	312.4	136.9	113.1	:	142.7	115.4	108.5	163.5	144.5	130.2
1993 J	135.2	107.6	109.2	105.8	316.0	137.5	113.2	:	143.3	115.4	108.2	162.7	145.2	130.6
1993 A	135.8	108.0	109.2	106.0	320.1	138.7	113.2	136.5	143.6	115.2	108.7	163.4	146.0	130.8
1993 S	136.1	108.0	109.2	106.1	324.8	140.3	112.7	:	144.1	115.4	108.7	163.7	145.2	130.1
1993 O	136.9	108.2	109.2	106.2	332.8	142.5	112.7	:	144.9	115.4	108.8	165.7	144.6	130.0
1993 N	133.7	108.4	109.2	106.4	339.1	114.4	112.8	136.4	145.4	115.6	108.2	168.7	144.4	129.8
1993 D	137.9	108.9	108.6	106.8	341.0	145.7	112.8	:	145.9	115.6	108.3	168.2	143.4	130.4
1994 J	138.5	108.5	109.2	107.0	347.0	146.4	112.9	:	146.3	116.2	108.4	172.3	143.7	131.9
1994 F	139.2	108.7	108.6	107.1	353.8	147.5	113.2	136.9	147.2	116.5	108.6	174.1	143.6	132.1
1994 M	140.0	108.9	109.8	107.2	358.8	148.9	113.2	:	147.8	116.5	109.3	174.3	144.7	132.3
1994 A	140.6	108.7	109.8	107.2	365.3	149.4	113.1	:	148.3	116.6	108.8	175.0	146.6	132.4
1994 M	140.7	108.7	109.8	107.1	367.3	149.0	112.9	137.5	148.7	116.3	108.6	175.1	146.5	132.6
1994 J	140.7	108.5	110.5	106.8	370.0	148.6	112.9	:	149.3	116.4	108.1	174.1	146.2	132.8
1994 J	140.9	108.4	110.5	106.7	372.4	148.3	113.2	:	150.0	116.0	108.6	173.9	145.9	132.8
1994 A	141.0	108.2	110.5	106.6	375.5	148.4	113.3	137.8	150.2	116.0	108.4	173.9	145.6	132.6
1994 S	:	108.7	109.8	106.7	378.0	148.8	113.1	:	:	116.4	108.6	173.1	145.8	:

## B4

VERBRAUCHERPREISE

CONSUMER PRICES

PRIX A LA CONSOMMATION

Obst, Gemüse und Kartoffeln

Fruits, Vegetables, Potatoes

Fruits, Légumes, Pommes de terre

	EUR12	BELGIQUE BELGIE	DANMARK	BR DEUTSCH LAND	ELLAS	ESPANA	FRANCE	IRELAND	ITALIA	LUXEM- BOURG	NEDER- LAND	PORTU- GAL	UNITED KINGDOM	U.S.A.
Preisindizes					Price Indices 1985 = 100	Indices de prix								
1990 O	129.2	105.3	114.1	111.4	207.6	155.4	118.6	125.6	124.9	107.4	101.7	183.9	126.7	137.4
1991 O	141.6	108.9	118.9	120.9	257.8	163.5	128.3	114.0	142.6	113.0	110.5	207.5	134.7	143.7
1992 O	139.5	99.5	120.3	113.1	270.1	163.2	119.2	126.6	149.7	112.9	107.3	207.5	128.4	143.3
1993 O	132.4	92.8	114.8	106.5	276.9	144.7	115.7	110.6	143.0	103.8	101.4	191.4	124.5	146.6
1993 A	135.6	87.3	114.4	114.4	297.8	145.7	121.6	:	143.5	104.2	104.7	186.4	125.2	148.3
1993 M	137.2	90.4	115.9	120.2	281.6	146.8	124.8	107.3	142.4	103.8	100.7	189.6	130.0	151.7
1993 J	134.4	87.2	110.1	117.1	281.4	144.8	117.8	:	143.6	102.4	99.8	188.3	124.7	142.2
1993 J	130.2	97.2	110.9	110.9	223.9	143.3	114.1	:	141.8	102.7	98.5	190.7	122.9	140.2
1993 A	127.6	95.0	113.0	102.7	239.9	142.2	104.8	115.4	140.4	103.7	100.1	192.4	124.5	142.2
1993 S	128.2	93.4	115.1	97.6	255.7	142.4	109.4	:	142.1	103.2	99.3	193.6	121.5	144.9
1993 O	129.5	91.1	117.3	96.7	281.2	143.8	112.7	:	141.5	103.0	100.9	197.6	119.4	146.4
1993 N	131.5	92.5	116.6	98.5	298.7	145.9	116.8	113.6	141.5	102.9	99.8	200.9	119.1	147.9
1993 D	132.6	97.0	115.9	101.5	305.4	147.5	113.3	:	141.4	103.6	102.3	203.8	122.5	153.6
1994 J	133.1	97.1	117.3	103.1	300.7	148.7	110.9	:	141.8	103.8	99.9	222.5	122.8	156.6
1994 F	135.6	96.7	118.0	109.3	312.2	150.2	113.1	114.6	141.9	103.9	101.8	223.1	125.2	149.1
1994 M	137.0	92.4	119.4	109.8	328.1	151.8	114.7	:	142.2	103.7	105.4	221.9	127.1	150.1
1994 A	141.0	89.6	120.9	118.8	355.8	154.4	120.9	:	142.4	104.1	105.0	222.3	126.4	149.2
1994 M	143.9	97.3	122.3	127.2	357.4	157.0	120.5	122.9	142.8	105.2	107.3	212.8	134.6	150.5
1994 J	145.5	101.0	122.3	130.4	349.9	158.1	124.5	:	144.3	106.2	111.0	210.1	134.2	149.1
1994 J	143.7	110.4	125.2	127.3	315.5	160.0	121.1	:	147.0	107.4	107.8	207.2	131.9	151.6
1994 A	140.3	111.6	127.3	118.1	303.3	159.5	113.6	123.4	146.5	110.0	103.7	205.3	134.0	150.2
1994 S	:	110.0	128.0	113.8	332.3	160.2	119.2	:	:	112.1	106.9	207.0	129.2	:

## C

## VERBRAUCHERPREISE

## CONSUMER PRICES

## PRIX A LA CONSOMMATION

Getränke (Hausverbrauch) und Tabak

Drinks (Home consumption) and Tobacco

Boissons (Consommation à domicile) et Tabac

	EUR12	BELGIQUE BELGIE	DANMARK	BR DEUTSCH LAND	ELLAS	ESPAÑA	FRANCE	IRELAND	ITALIA	LUXEM- BOURG	NEDER- LAND	PORTU- GAL	UNITED KINGDOM	U.S.A.
Preisindizes					Price Indices 1985 = 100						Indices de prix			
1990 O	127.9	119.5	116.4	109.0	271.6	151.7	120.2	119.3	139.8	107.9	105.5	211.5	127.4	132.9
1991 O	138.0	123.9	118.8	110.9	327.3	159.9	124.5	123.2	151.6	121.6	108.8	227.6	144.0	145.2
1992 O	148.4	130.4	120.7	116.6	404.1	175.1	131.7	130.5	161.3	126.4	116.1	248.4	156.3	152.5
1993 O	156.9	134.4	117.9	121.1	478.1	190.4	140.6	133.6	167.8	130.7	123.1	265.2	165.7	156.3
1993 A	156.5	134.8	118.0	120.9	473.9	190.8	138.7	:	166.6	130.8	123.2	263.8	165.7	159.1
1993 M	157.0	134.9	118.0	121.0	475.0	190.7	139.4	134.0	167.3	131.0	123.8	265.3	166.6	159.4
1993 J	157.4	135.1	118.0	121.0	477.0	190.7	141.7	:	167.9	130.8	123.8	265.2	166.5	158.8
1993 J	157.6	134.9	118.0	121.1	480.9	190.6	142.2	:	168.5	130.8	123.7	265.4	166.4	158.6
1993 A	158.0	134.7	118.0	121.2	485.9	190.8	142.3	134.5	168.5	131.2	123.8	265.5	167.4	156.0
1993 S	158.4	134.7	118.0	121.4	486.9	190.8	142.4	:	168.9	130.6	123.8	267.3	168.2	151.9
1993 O	158.6	134.5	118.0	121.4	487.6	190.6	142.3	:	169.3	130.4	123.5	269.2	168.4	152.0
1993 N	158.3	134.5	118.0	121.4	491.9	190.4	142.3	135.7	169.7	130.4	123.4	272.8	167.4	152.1
1993 D	158.7	134.5	118.0	121.5	496.9	190.1	142.2	:	170.0	130.3	123.3	274.7	168.4	152.4
1994 J	161.7	135.2	118.0	121.6	503.2	202.6	147.1	:	170.3	130.4	123.3	279.1	172.1	153.6
1994 F	163.2	136.2	118.0	122.4	561.3	203.5	149.2	139.2	171.1	130.5	123.7	281.7	172.8	153.6
1994 M	163.2	138.4	118.0	122.4	562.2	203.5	149.2	:	171.5	130.4	124.0	283.2	172.5	153.8
1994 A	163.7	138.8	119.4	122.4	565.4	203.4	149.2	:	172.0	130.3	124.3	293.6	173.1	153.9
1994 M	163.9	138.9	119.4	122.4	565.6	203.6	149.2	140.4	172.2	130.3	124.3	295.3	173.5	154.7
1994 J	163.9	139.0	119.4	122.5	566.9	203.6	149.3	:	172.5	130.3	124.2	296.5	173.4	154.8
1994 J	164.0	139.2	119.4	122.5	572.2	203.0	149.3	:	172.9	130.2	124.4	296.7	173.4	156.5
1994 A	164.0	139.3	119.4	122.5	572.8	202.9	149.3	140.5	173.1	130.1	124.8	298.3	173.2	158.2
1994 S	:	139.2	119.4	122.6	573.0	203.2	149.2	:	:	129.8	124.9	298.6	173.5	:

1) starting from February 1 - 1992 tobacco products are excluded from the index of Italy

2) Starting from January 1 - 1991 tobacco products are excluded from the index for Luxembourg

1) A partir du 1 février 1992 les produits du tabac sont exclus de l'indice italien

2) A partir du 1 janvier 1991 les produits du tabac sont exclus de l'indice luxembourgeois

1) Ab 1. Februar 1992 ohne Tabakerzeugnisse für Italien

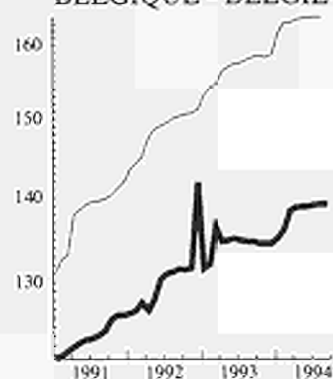
2) Ab 1. Januar 1991 ohne Tabakerzeugnisse für Luxemburg

VERBRAUCHERPREISE  
GETRAENKE UND TABAK

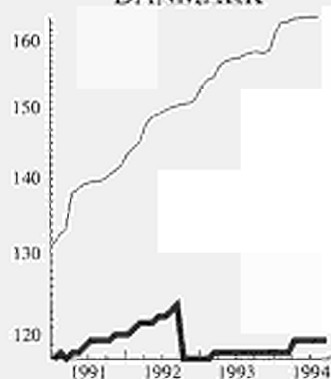
CONSUMER PRICES  
DRINK AND TOBACCO  
1985 = 100

PRIX A LA CONSOMMATION  
BOISSONS ET TABAC

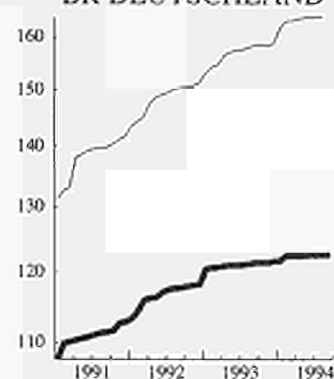
BELGIQUE - BELGIE



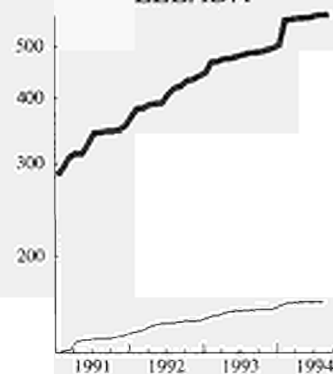
DANMARK



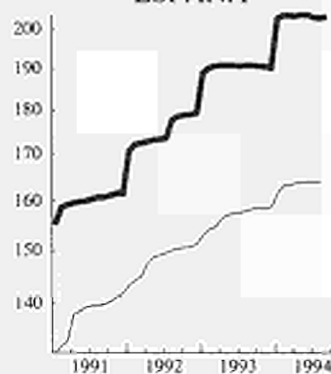
BR DEUTSCHLAND



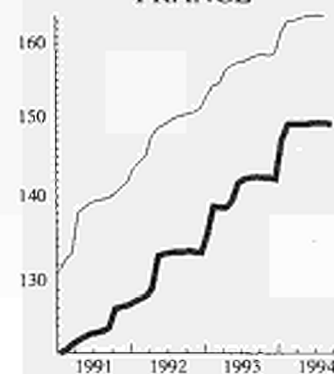
ELLADA



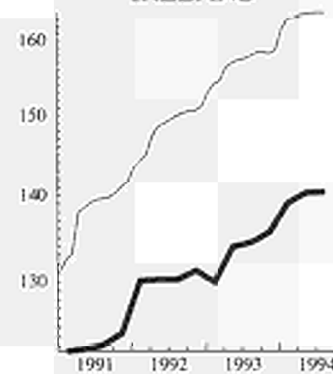
ESPAÑA



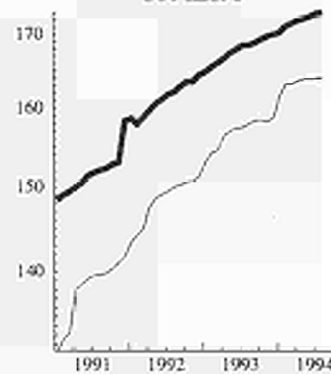
FRANCE



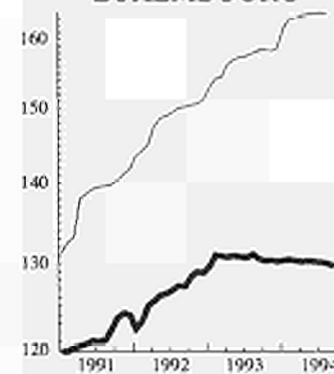
IRELAND



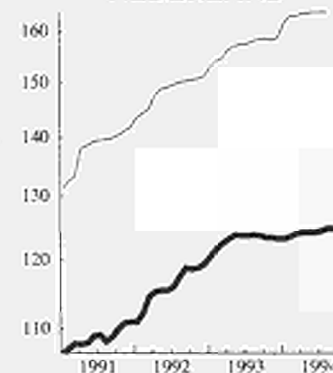
ITALIA



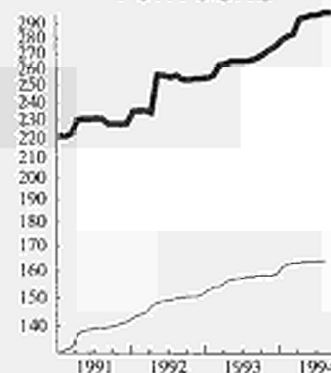
LUXEMBOURG



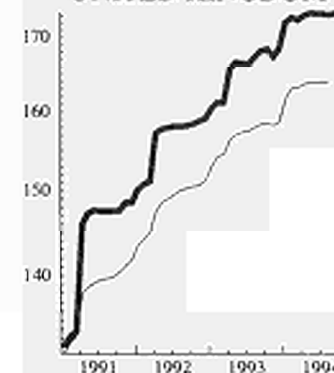
NEDERLAND



PORTUGAL



UNITED KINGDOM



--- EUR 12

## C1

VERBRAUCHERPREISE

CONSUMER PRICES

PRIX A LA CONSOMMATION

Getränke (Hausverbrauch)

Drinks (Home consumption)

Boissons (Consommation à domicile)

	EUR12	BELGIQUE BELGIE	DANMARK	BR DEUTSCH LAND	ELLAS	ESPANA	FRANCE	IRELAND	ITALIA	LUXEM- BOURG	NEDER- LAND	PORTU- GAL	UNITED KINGDOM	U.S.A.
Preisindizes					Price Indices 1985 = 100					Indices de prix				
1990 O	108.3	114.4	116.9	105.1	238.8	160.0	115.7	114.2	135.7	114.8	104.5	229.4	125.7	116.6
1991 O	115.5	119.2	116.6	108.0	293.2	168.8	121.0	114.9	147.9	118.7	108.0	231.6	139.8	125.2
1992 O	121.7	122.8	114.9	113.9	346.2	178.7	125.2	115.6	156.5	123.4	111.9	236.6	147.2	128.0
1993 O	126.9	123.4	107.9	116.1	448.1	190.1	125.9	113.6	162.8	127.5	114.3	245.7	151.9	129.6
1993 A	126.7	122.2	107.9	115.8	446.1	190.9	125.8	:	161.8	127.7	114.3	241.0	152.3	129.5
1993 M	127.9	122.2	107.9	116.0	446.1	190.9	125.7	113.5	162.4	127.8	114.6	243.7	159.9	129.7
1993 J	127.0	122.3	107.9	116.3	446.1	190.9	125.4	:	163.0	127.7	114.5	243.4	152.6	129.6
1993 J	127.1	122.0	107.9	116.0	450.5	190.9	126.0	:	163.5	127.7	114.4	243.7	152.2	129.5
1993 A	127.4	121.7	107.9	116.4	456.4	190.9	126.3	114.4	163.5	128.0	114.6	243.9	152.2	129.5
1993 S	127.7	121.7	107.9	116.6	456.4	191.0	126.5	:	163.9	127.5	114.5	249.8	152.7	129.5
1993 O	127.8	121.5	107.9	116.7	456.4	191.0	126.2	:	164.3	127.3	114.1	255.5	152.9	130.2
1993 N	127.6	121.3	107.9	116.8	456.4	191.0	126.2	114.4	164.7	127.3	114.0	255.5	150.5	130.1
1993 D	127.4	120.9	107.9	116.8	456.4	191.0	126.1	:	165.0	127.2	113.8	258.6	148.6	130.1
1994 J	127.4	121.5	107.9	117.0	421.1	189.5	126.5	:	165.3	127.3	113.8	265.7	152.0	130.9
1994 F	128.0	122.5	107.9	117.1	424.8	191.4	126.7	116.4	166.1	127.4	114.0	270.0	152.7	131.0
1994 M	128.0	122.6	107.9	117.1	427.6	191.3	126.7	:	166.5	127.2	114.1	272.3	152.0	131.1
1994 A	128.4	122.6	108.6	117.1	432.0	191.0	126.7	:	166.9	127.2	114.5	276.4	152.6	131.1
1994 M	128.6	122.6	108.6	117.1	437.4	191.4	126.6	118.6	167.2	127.2	114.5	279.2	152.6	131.1
1994 J	128.7	122.6	108.6	117.3	439.2	191.2	126.8	:	167.5	127.2	114.4	281.3	152.2	131.3
1994 J	130.6	122.9	107.9	117.3	439.9	213.6	126.9	:	167.9	127.1	114.5	281.3	152.2	133.5
1994 A	128.7	123.0	108.6	117.3	440.4	189.8	126.9	118.9	168.0	127.0	114.5	283.9	151.8	136.1
1994 S	:	122.9	108.2	117.4	441.4	190.3	126.7	:	:	126.7	114.4	284.4	152.4	:

## C2

VERBRAUCHERPREISE

CONSUMER PRICES

PRIX A LA CONSOMMATION

Tabakwaren

Tobacco

Tabac

	EUR12	BELGIQUE BELGIE	DANMARK	BR DEUTSCH LAND	ELLAS	ESPANA	FRANCE	IRELAND	ITALIA	LUXEM- BOURG	NEDER- LAND	PORTU- GAL	UNITED KINGDOM	U.S.A.
Preisindizes					Price Indices 1985 = 100					Indices de prix				
1990 0	131.0	131.2	115.8	114.6	295.1	137.4	128.7	123.0	143.5	123.9	107.2	182.8	128.7	155.6
1991 0	140.4	134.7	121.9	115.4	356.3	144.4	130.3	130.0	155.0	0.0	110.0	217.8	147.1	173.8
1992 0	151.6	148.3	128.5	122.0	446.9	169.0	144.3	143.2	0.0	0.0	124.7	260.4	163.3	188.4
1993 0	164.0	160.5	131.0	128.3	472.0	188.5	172.2	151.1	0.0	0.0	141.4	290.2	170.8	195.8
1993 A	164.6	164.6	130.8	128.3	463.2	188.5	166.7	:	0.0	0.0	141.9	292.7	176.3	203.4
1993 M	165.8	164.9	131.5	128.3	473.3	188.1	169.4	152.0	0.0	0.0	143.1	292.5	177.4	203.9
1993 J	163.2	165.4	131.5	128.3	476.6	188.1	177.1	:	0.0	0.0	143.1	292.7	163.5	202.5
1993 J	163.0	165.6	131.5	128.3	477.8	188.0	177.1	:	0.0	0.0	143.1	292.7	162.7	202.1
1993 A	162.5	165.6	131.5	128.3	477.8	188.3	177.1	152.1	0.0	0.0	143.1	292.5	161.0	195.4
1993 S	163.7	165.6	131.5	128.3	479.6	188.3	177.1	:	0.0	0.0	143.1	292.7	165.1	184.4
1993 O	165.0	165.6	131.5	128.3	481.8	188.0	177.1	:	0.0	0.0	143.1	292.7	169.1	183.4
1993 N	168.6	165.9	131.5	128.3	488.7	187.5	177.1	154.5	0.0	0.0	143.1	293.0	180.9	183.9
1993 D	169.6	166.7	131.5	128.3	489.3	187.1	177.1	:	0.0	0.0	143.1	293.0	184.6	184.7
1994 J	176.3	167.8	131.5	128.3	546.4	213.3	192.7	:	0.0	:	143.1	293.0	188.6	186.5
1994 F	181.1	168.7	131.5	130.1	646.0	213.3	199.1	159.4	:	:	144.0	293.0	189.2	186.4
1994 M	181.4	176.2	131.5	130.1	646.0	213.2	199.1	:	:	:	144.7	293.0	189.2	186.6
1994 A	182.1	177.6	133.7	130.1	646.0	213.4	199.1	:	:	:	144.7	313.1	189.8	186.9
1994 M	182.4	177.8	134.4	130.2	646.0	213.4	199.1	159.5	:	:	144.7	313.1	190.7	189.1
1994 J	182.4	177.9	134.4	130.2	646.0	213.5	199.1	:	:	:	144.7	313.1	190.8	189.1
1994 J	181.3	177.9	134.4	130.2	646.0	190.0	199.1	:	:	:	145.3	313.1	190.8	189.7
1994 A	182.5	177.9	134.4	130.2	646.0	213.6	199.1	159.5	:	:	146.4	313.0	190.8	190.0
1994 S	182.6	177.9	134.2	130.2	646.0	213.6	199.1	:	:	:	146.8	313.1	190.8	:

1) starting from February 1 - 1992 tobacco products are excluded from the index of Italy

2) Starting from January 1 - 1991 tobacco products are excluded from the index for Luxembourg

1) A partir du 1 février 1992 les produits du tabac sont exclus de l'indice intalien

2) A partir du 1 janvier 1991 les produits du tabac sont exclus de l'indice luxembourgeois

1) Ab 1. Februar 1992 ohne Tabakerzeugnisse für Italien

2) Ab 1. Januar 1991 ohne Tabakerzeugnisse für Luxemburg

## D

VERBRAUCHERPREISE

CONSUMER PRICES

PRIX A LA CONSOMMATION

Bekleidung und Schuhe (einschl. Reparaturen)

Clothing and footwear (incl. repairs)

Habillement et chaussures (y compris réparations)

	EUR12	BELGIQUE BELGIE	DANMARK	BR DEUTSCH LAND	ELLAS	ESPANA	FRANCE	IRELAND	ITALIA	LUXEM- BOURG	NEDER- LAND	PORTU- GAL	UNITED KINGDOM	U.S.A.
Preisindizes					Price Indices 1985 = 100					Indices de prix				
1990 O	125.8	124.2	126.5	107.5	242.1	143.1	122.9	109.9	137.2	116.7	94.1	191.6	119.1	118.0
1991 O	131.0	129.2	129.6	110.1	282.0	150.7	126.8	111.6	144.6	120.7	91.5	215.8	122.7	122.4
1992 O	135.6	132.8	131.8	113.3	321.4	158.4	128.6	113.9	152.2	124.8	91.9	241.8	123.0	125.4
1993 O	141.4	135.8	132.8	116.4	355.4	182.3	130.6	114.5	158.0	129.5	93.2	258.6	123.5	127.1
1993 A	141.8	135.3	134.7	116.0	354.8	181.6	131.8	:	157.1	128.9	97.3	256.5	125.2	130.2
1993 M	142.0	135.6	134.7	116.4	356.4	182.3	131.7	114.5	157.5	129.4	96.2	257.0	125.6	128.4
1993 J	141.2	135.7	134.0	116.4	367.8	182.5	131.0	:	157.8	129.6	92.0	257.6	121.7	125.5
1993 J	139.4	135.7	127.3	116.5	346.0	182.5	128.2	:	158.1	129.6	83.5	258.0	118.5	123.1
1993 A	140.6	135.7	129.5	116.6	325.6	182.5	129.7	114.9	158.1	129.7	90.5	258.0	121.9	125.5
1993 S	143.1	136.1	134.0	116.9	369.6	182.9	131.9	:	158.6	129.8	98.8	259.4	126.5	128.0
1993 O	143.9	136.8	135.5	117.1	389.0	183.9	132.2	:	159.8	130.9	99.8	261.7	127.0	129.5
1993 N	144.1	137.1	135.5	117.4	390.5	184.8	131.9	116.1	160.3	131.2	98.2	265.1	127.1	129.6
1993 D	143.8	137.1	134.7	117.4	390.5	185.0	131.4	:	160.5	131.3	93.7	267.0	126.8	126.1
1994 J	141.2	137.1	128.0	117.5	358.6	185.0	127.4	:	160.7	131.3	85.6	267.4	120.3	124.0
1994 F	142.4	137.2	134.0	117.6	341.8	185.2	129.2	115.3	160.8	131.4	90.7	267.9	123.5	125.9
1994 M	144.5	137.6	135.5	117.8	390.8	185.5	132.3	:	161.8	131.6	97.1	268.1	125.3	129.5
1994 A	151.7	138.0	136.2	117.9	391.2	186.2	132.4	:	162.3	131.8	97.3	268.1	125.6	129.7
1994 M	150.8	138.2	136.2	117.3	392.8	186.6	132.3	116.6	162.6	132.0	95.6	268.2	125.7	129.0
1994 J	150.6	138.2	134.7	117.9	404.7	186.7	131.7	:	162.7	132.0	91.0	268.3	125.4	127.3
1994 J	148.2	138.2	128.0	117.9	371.9	186.7	128.8	:	162.9	132.0	81.9	268.9	120.2	124.5
1994 A	149.4	138.2	132.5	118.0	372.1	186.7	130.2	115.0	162.9	132.0	86.7	269.1	122.8	124.7
1994 S	:	138.7	135.3	118.2	405.8	:	132.5	:	:	132.1	96.9	269.5	126.6	:

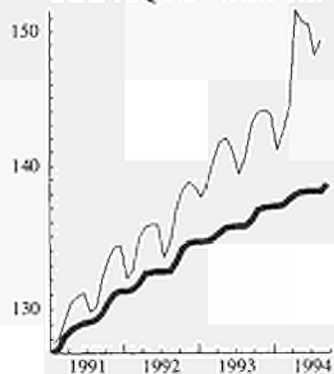


**VERBRAUCHERPREISE**  
BEKLEIDUNG UND SCHUHE

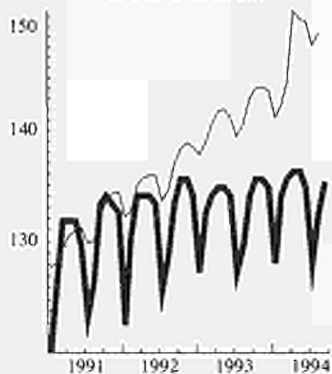
**CONSUMER PRICES**  
CLOTHING AND FOOTWEAR  
1985 = 100

**PRIX A LA CONSOMMATION**  
HABILLEMENT ET CHAUSSURES

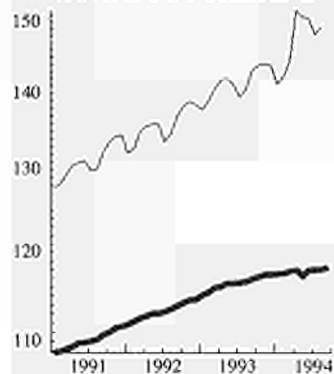
**BELGIQUE - BELGIE**



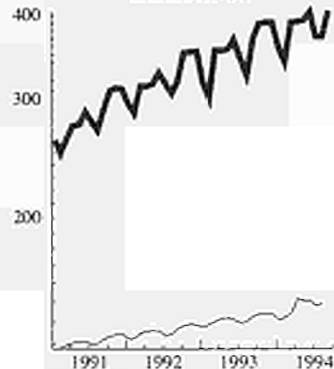
**DANMARK**



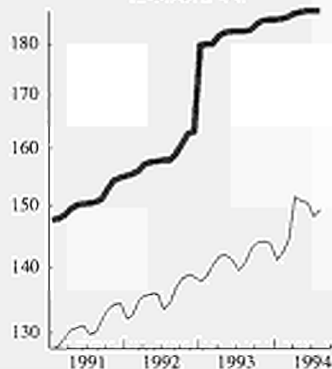
**BR DEUTSCHLAND**



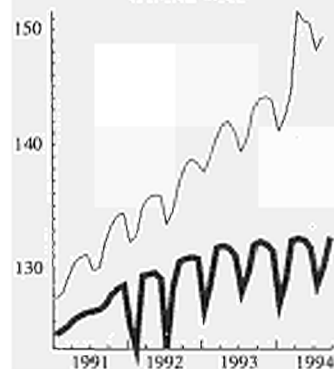
**ELLADA**



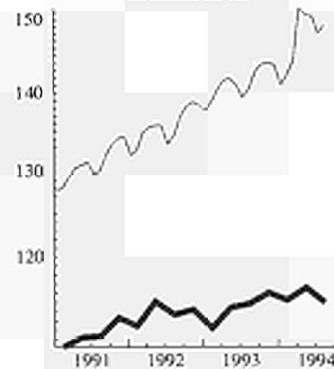
**ESPAÑA**



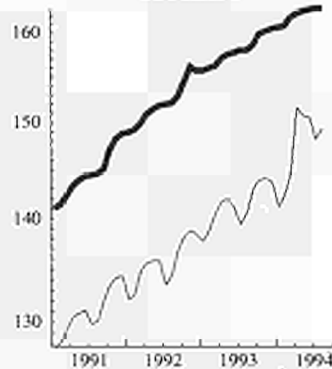
**FRANCE**



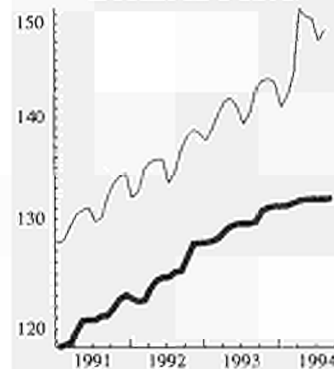
**IRELAND**



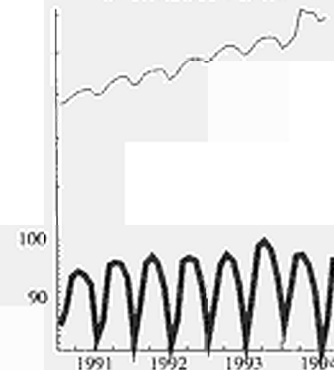
**ITALIA**



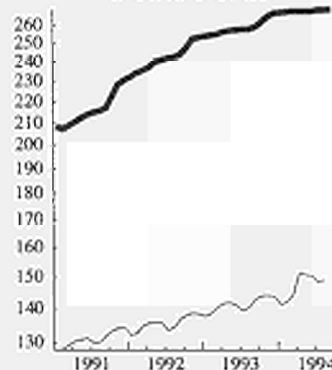
**LUXEMBOURG**



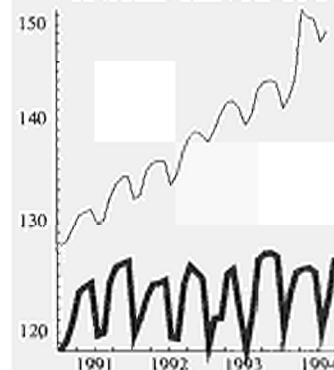
**NEDERLAND**



**PORTUGAL**



**UNITED KINGDOM**



--- EUR 12

## D1

VERBRAUCHERPREISE

CONSUMER PRICES

PRIX A LA CONSOMMATION

Bekleidung (einschl. Reparaturen)

Clothing (incl. repairs)

Habillement (y compris réparations)

	EUR12	BELGIQUE BELGIE	DANMARK	BR DEUTSCH LAND	ELLAS	ESPANA	FRANCE	IRELAND	ITALIA	LUXEM- BOURG	NEDER- LAND	PORTU- GAL	UNITED KINGDOM	U.S.A.
Preisindizes					Price Indices 1985 = 100						Indices de prix			
1990 O	124.7	126.0	128.2	107.1	248.0	144.9	123.0	111.2	137.3	116.2	94.1	204.7	118.2	118.6
1991 O	129.9	131.3	130.5	109.9	288.6	152.7	127.1	112.9	144.8	120.3	91.5	227.7	121.3	123.0
1992 O	134.4	134.9	132.4	112.8	329.2	160.7	129.4	115.0	152.5	124.6	91.8	254.5	121.7	125.9
1993 O	138.3	138.0	133.1	115.8	365.1	167.8	131.0	115.5	158.5	129.5	92.9	272.3	122.0	127.4
1993 A	138.6	137.4	135.1	115.4	363.7	167.3	132.2	:	157.6	128.9	96.9	269.8	123.5	130.8
1993 M	138.9	137.8	135.1	115.8	365.5	167.8	132.0	115.8	158.0	129.3	96.1	270.5	123.9	128.9
1993 J	138.1	137.8	135.1	115.8	376.8	167.9	131.4	:	158.3	129.6	91.4	271.2	120.2	125.6
1993 J	136.7	137.8	126.9	115.9	357.8	168.0	128.7	:	158.4	129.6	83.2	271.4	119.4	122.9
1993 A	137.3	137.8	129.2	116.0	350.6	168.0	130.1	116.2	158.6	129.7	90.0	271.4	120.0	125.5
1993 S	139.9	138.3	133.6	116.3	378.6	168.2	132.4	:	159.1	129.8	98.2	273.2	125.1	128.4
1993 O	141.0	139.1	136.5	116.5	398.4	169.1	132.5	:	160.4	131.0	99.4	275.7	125.4	129.9
1993 N	141.2	139.4	135.8	116.8	399.7	170.0	132.2	117.4	160.8	131.4	98.0	279.1	125.5	129.9
1993 D	140.8	139.4	135.1	116.8	399.9	170.0	131.7	:	160.9	131.4	92.9	281.4	125.1	126.2
1994 J	137.7	139.4	127.7	116.9	365.3	170.1	128.0	:	161.1	131.4	85.8	281.9	118.3	123.8
1994 F	138.7	139.5	134.3	117.0	347.1	170.2	130.0	116.1	161.3	131.5	90.3	282.5	121.6	126.0
1994 M	141.1	139.9	135.8	117.1	400.1	170.6	132.6	:	162.2	131.6	96.8	282.8	123.2	129.8
1994 A	141.5	140.3	136.5	117.2	400.8	171.2	132.7	:	162.7	132.0	96.6	282.8	123.6	130.0
1994 M	141.5	140.5	136.5	117.3	402.7	171.5	132.5	117.4	163.0	132.2	95.1	282.8	123.8	129.2
1994 J	141.4	140.5	134.3	117.3	414.1	171.6	132.0	:	163.1	132.2	90.0	283.0	123.4	127.2
1994 J	138.7	140.5	126.9	117.3	381.2	171.7	129.3	:	163.3	132.2	81.5	283.4	118.0	124.1
1994 A	139.8	140.5	132.1	117.4	381.4	171.7	130.8	115.3	163.3	132.2	86.5	283.7	120.7	124.3
1994 S	:	141.0	135.1	117.6	415.0	172.1	132.8	:	:	132.3	96.5	284.1	124.9	:

## D2

VERBRAUCHERPREISE

CONSUMER PRICES

PRIX A LA CONSOMMATION

Schuhe (einschl. Reparaturen)

Footwear (incl. repairs)

Chaussures (y compris réparations)

	EUR12	BELGIQUE BELGIE	DANMARK	BR DEUTSCH LAND	ELLAS	ESPANA	FRANCE	IRELAND	ITALIA	LUXEM- BOURG	NEDER- LAND	PORTU- GAL	UNITED KINGDOM	U.S.A.
Preisindizes					Price Indices 1985 = 100					Indices de prix				
1990 O	125.4	116.3	118.7	108.9	221.8	136.8	120.4	105.7	137.0	118.6	93.6	165.5	122.3	114.7
1991 O	131.2	120.0	126.1	111.7	259.2	143.8	124.2	107.6	143.9	122.1	91.4	188.1	128.1	118.1
1992 O	136.2	123.4	129.1	115.3	293.1	150.4	127.2	110.2	150.6	125.6	96.4	213.0	128.1	122.1
1993 O	140.4	126.3	132.2	119.1	328.3	157.5	127.8	111.0	156.2	129.1	94.1	227.5	130.2	123.0
1993 A	140.5	126.0	131.7	118.7	324.2	156.5	129.2	:	155.2	128.7	98.4	226.4	131.7	124.2
1993 M	140.7	126.3	132.5	119.0	324.4	157.2	129.1	110.4	155.8	129.0	95.9	226.6	132.2	124.9
1993 J	140.4	125.5	131.7	119.3	336.6	157.6	128.2	:	156.0	129.1	94.4	227.0	129.5	122.7
1993 J	138.8	126.5	130.9	119.6	316.0	157.7	125.3	:	156.2	129.1	84.0	227.5	126.3	121.1
1993 A	139.8	126.5	132.5	119.3	311.1	157.7	127.0	110.8	156.3	129.1	92.5	227.5	129.3	120.7
1993 S	141.5	126.7	134.0	119.6	337.7	158.0	129.2	:	156.7	129.2	100.5	228.1	131.5	123.3
1993 O	142.6	127.0	134.0	119.8	356.6	158.9	129.7	:	158.0	129.8	100.6	229.8	132.7	124.4
1993 N	143.0	127.1	134.0	119.9	358.0	159.8	129.7	112.0	158.5	130.3	99.0	233.1	133.3	124.5
1993 D	142.9	127.1	134.0	120.0	358.1	160.2	128.8	:	158.8	130.4	96.9	234.0	133.3	122.9
1994 J	140.4	127.2	131.7	120.1	335.3	160.2	123.5	:	158.9	130.3	84.5	234.4	128.5	123.0
1994 F	141.3	127.3	133.3	120.2	323.7	160.3	124.7	112.6	159.2	130.3	91.8	234.4	131.3	123.0
1994 M	143.6	127.8	134.8	120.6	358.1	160.7	129.9	:	159.9	130.9	97.8	234.6	133.3	124.1
1994 A	144.0	127.9	134.8	120.7	358.3	161.4	130.4	:	160.4	130.4	99.4	234.6	133.4	125.1
1994 M	146.1	128.0	134.8	120.7	497.1	162.0	130.2	114.0	161.1	130.5	97.0	234.8	133.2	125.6
1994 J	144.2	128.0	134.0	120.7	371.6	162.6	129.6	:	161.4	130.5	95.2	234.8	133.5	124.4
1994 J	142.0	128.0	133.3	120.6	339.5	162.2	126.3	:	161.7	130.5	83.0	235.5	128.9	122.1
1994 A	142.6	128.1	133.3	120.7	339.5	162.3	126.8	113.7	161.7	130.5	87.1	235.7	131.1	121.6
1994 S	:	128.5	134.8	120.9	373.4	162.9	130.0	:	:	130.5	98.8	235.9	132.4	:

## E

## VERBRAUCHERPREISE

## CONSUMER PRICES

## PRIX A LA CONSOMMATION

Wohnung, Heizung und Beleuchtung (1)

Rent, Heating and Lighting (1)

Loyers, Chauffage et Eclairage (1)

	EUR12	BELGIQUE BELGIE	DANMARK	BR DEUTSCH LAND	ELLAS	ESPANA	FRANCE	IRELAND	ITALIA	LUXEM- BOURG	NEDER- LAND	PORTU- GAL	UNITED KINGDOM	U.S.A.
Preisindizes					Price Indices 1985 = 100				Indices de prix					
1990 O	125.9	100.4	128.4	104.7	215.0	134.6	119.1	107.7	127.5	94.2	103.5	168.6	163.3	119.2
1991 O	132.0	103.6	133.3	109.2	271.7	144.3	125.3	111.7	138.8	97.9	108.6	197.3	163.4	124.0
1992 O	137.1	106.6	136.3	113.9	318.8	153.5	132.4	113.6	145.2	100.0	112.8	215.9	163.3	127.6
1993 O	144.0	111.6	139.6	119.5	369.2	172.6	138.5	114.7	152.1	107.0	116.7	231.9	156.0	131.0
1993 A	142.1	110.8	137.7	118.7	363.7	171.6	137.9	:	151.1	106.4	114.4	229.1	155.3	130.3
1993 M	142.8	110.9	139.8	119.0	366.7	172.2	138.3	114.5	151.3	106.4	114.4	231.4	155.2	130.3
1993 J	143.6	110.9	139.8	119.3	367.5	172.9	138.6	:	152.9	106.8	114.4	233.4	155.2	131.3
1993 J	144.5	111.3	140.4	119.6	369.8	173.0	138.8	:	153.6	107.2	119.0	235.1	155.3	131.6
1993 A	145.1	112.6	140.4	120.0	372.4	173.7	139.1	114.7	152.7	107.3	119.1	235.3	155.6	132.0
1993 S	145.7	112.7	140.4	120.4	375.5	174.0	139.4	:	152.7	107.7	119.0	235.3	156.0	132.0
1993 O	146.8	113.3	140.4	120.9	380.9	174.5	139.9	:	154.8	108.4	119.0	235.3	156.2	131.9
1993 N	147.5	113.5	141.8	121.1	384.5	175.6	140.2	115.3	155.2	109.3	119.1	235.3	156.3	131.7
1993 D	148.1	113.2	141.1	121.4	384.2	175.9	140.5	:	155.3	109.5	119.1	235.3	156.4	132.0
1994 J	149.1	114.0	141.8	121.9	385.9	178.2	141.3	:	158.2	108.2	119.9	238.9	155.0	132.6
1994 F	149.9	114.1	141.8	122.3	389.9	178.7	141.9	115.7	158.9	108.5	119.9	239.3	155.0	133.3
1994 M	150.6	114.2	141.1	122.8	390.2	179.1	142.4	:	159.0	108.0	120.0	239.7	155.1	133.7
1994 A	153.0	114.6	141.8	123.3	398.9	179.8	143.2	:	159.9	108.1	120.0	240.9	162.3	133.5
1994 M	153.6	114.7	143.1	123.5	413.3	180.3	143.4	116.2	160.0	108.5	119.8	241.0	162.3	133.7
1994 J	154.3	114.7	143.1	123.8	414.9	181.1	143.6	:	160.0	108.7	120.1	241.6	162.4	134.4
1994 J	155.2	114.8	143.1	124.0	420.1	181.2	144.0	:	160.5	109.4	124.4	242.5	162.7	134.9
1994 A	155.8	115.0	143.1	124.3	422.3	181.2	144.2	116.9	160.7	109.0	124.4	242.6	162.9	135.4
1994 S	:	115.2	143.0	124.5	423.7	:	144.6	:	:	109.3	124.4	242.8	163.1	:

1) Ohne Mieten für Portugal

1) Excluding rents for Portugal

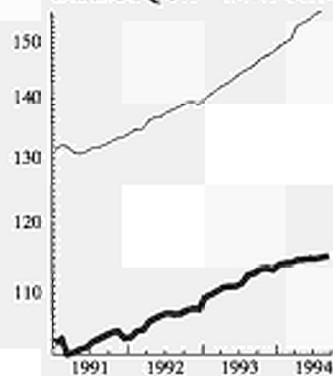
1) Sans loyers pour le Portugal

VERBRAUCHERPREISE  
MIETE

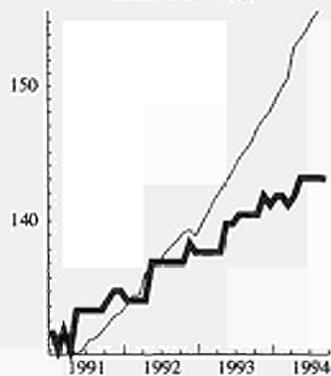
CONSUMER PRICES  
RENTS  
1985 = 100

PRIX A LA CONSOMMATION  
LOYER

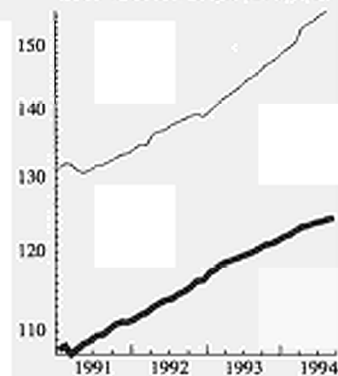
BELGIQUE - BELGIE



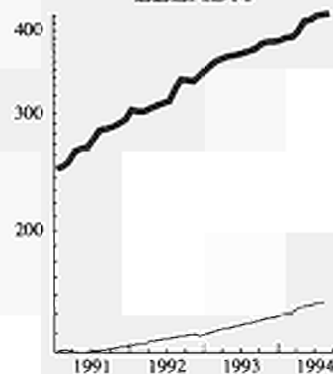
DANMARK



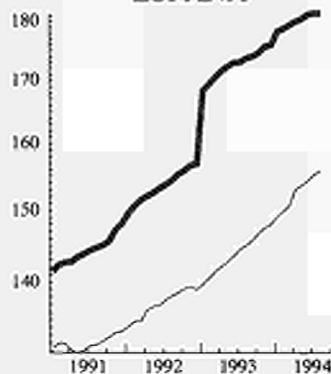
BR DEUTSCHLAND



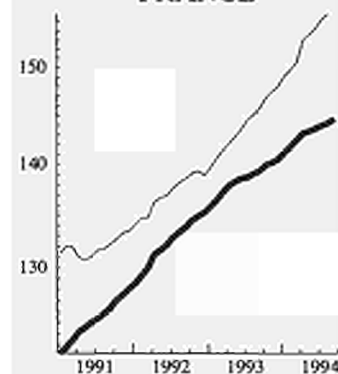
ELLADA



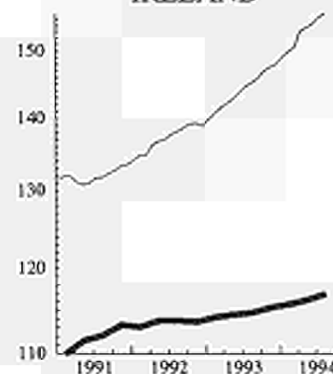
ESPAÑA



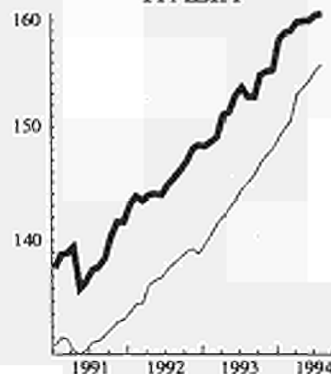
FRANCE



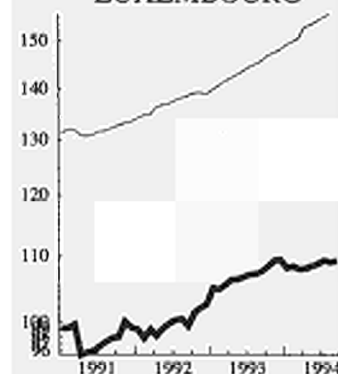
IRELAND



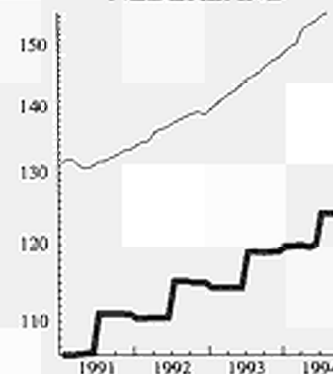
ITALIA



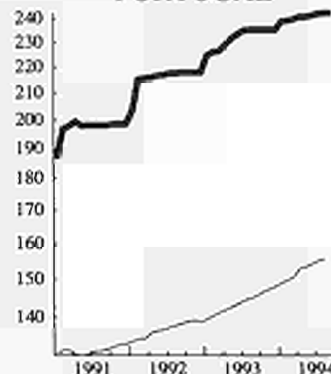
LUXEMBOURG



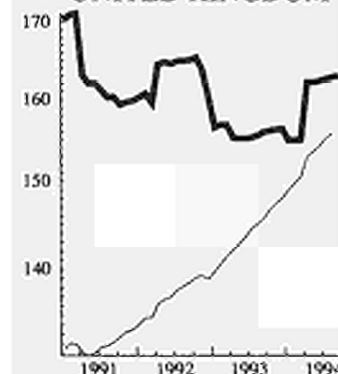
NEDERLAND



PORTUGAL



UNITED KINGDOM



---- EUR 12

## E1

VERBRAUCHERPREISE

CONSUMER PRICES

PRIX A LA CONSOMMATION

Mieten und Wasserverbrauch (1),(2)

Rents and water charges (1),(2)

Loyers et charges d'eau (1),(2)

	EUR12	BELGIQUE BELGIE	DANMARK	BR DEUTSCH LAND	ELLAS	ESPANA	FRANCE	IRELAND	ITALIA	LUXEM- BOURG	NEDER- LAND	PORTU- GAL	UNITED KINGDOM	U.S.A.
Preisindizes					Price Indices 1985 = 100					Indices de prix				
1990 O	139.5	117.7	130.6	112.5	244.3	130.6	130.7	128.2	137.8	138.8	113.7	:	181.9	127.5
1991 O	144.7	121.7	136.5	117.3	312.5	141.4	137.4	134.8	146.8	149.2	118.4	:	176.0	133.2
1992 O	150.5	127.8	141.4	123.8	371.6	146.5	145.3	141.5	156.3	161.4	124.8	:	173.5	137.7
1993 O	154.4	134.7	145.6	131.1	464.6	154.8	147.2	149.1	165.8	175.5	131.5	:	162.0	141.9
1993 A	152.8	133.6	143.5	129.3	450.7	153.7	145.6	:	164.4	173.1	128.4	:	160.8	141.2
1993 M	153.3	134.2	146.3	130.4	456.9	154.5	145.7	148.7	164.7	174.0	128.4	:	160.9	141.3
1993 J	153.6	134.7	146.3	130.9	460.2	155.1	145.7	:	164.7	175.2	128.4	:	161.3	141.8
1993 J	154.5	135.4	146.3	131.4	468.8	155.4	145.9	:	166.2	176.2	134.6	:	161.6	142.4
1993 A	155.0	135.7	146.3	131.9	472.3	155.9	146.3	150.5	166.6	176.4	134.6	:	161.9	142.8
1993 S	155.4	136.1	146.3	132.5	481.1	156.4	146.5	:	166.6	177.4	134.6	:	162.3	142.6
1993 O	156.5	136.3	146.3	133.0	488.0	156.9	147.0	:	170.2	178.9	134.9	:	162.6	142.8
1993 N	156.9	136.6	147.6	133.3	493.0	157.8	147.3	151.8	170.5	179.5	135.0	:	162.8	142.7
1993 D	157.2	136.9	147.6	133.7	499.2	158.2	147.4	:	170.5	179.7	135.0	:	163.0	143.1
1994 J	157.6	138.3	148.3	134.3	502.2	159.2	147.8	:	172.8	180.6	134.9	:	161.0	144.0
1994 F	158.3	138.9	148.3	135.0	507.7	160.2	148.2	153.1	174.0	181.6	135.0	:	161.1	144.9
1994 M	158.7	139.3	148.3	135.7	512.4	161.1	148.6	:	174.2	182.5	135.0	:	161.3	145.6
1994 A	160.9	139.7	148.3	136.2	517.9	162.0	149.0	:	176.1	182.6	135.0	:	168.2	145.4
1994 M	160.1	140.0	150.3	136.6	422.0	162.5	149.0	154.7	176.4	183.0	135.0	:	168.5	145.4
1994 J	161.6	140.3	150.3	137.1	526.7	163.5	149.0	:	176.4	183.8	135.0	:	168.7	145.8
1994 J	162.3	140.6	150.3	137.4	528.9	163.9	149.1	:	177.5	184.8	141.1	:	168.9	146.5
1994 A	162.6	140.7	151.0	137.8	532.1	164.0	149.3	165.2	177.8	184.9	141.1	:	169.2	147.3
1994 S	:	140.9	151.0	138.2	537.8	164.5	149.4	:	:	185.1	141.1	:	169.5	:

1) including imputed rents for owner occupied accomodation.

2) Not available for Portugal.

1) Y compris loyers fictifs pour le logement en propriété.

2) Pas disponible pour le Portugal.

1) Einschl. unterstellte Mieten für Eigentumswohnungen

2) Nicht zur Verfügung für Portugal



## F

VERBRAUCHERPREISE

CONSUMER PRICES

PRIX A LA CONSOMMATION

Waren und Dienstleistungen für Haushalte

Household goods and services

Biens et services de ménage

	EUR12	BELGIQUE BELGIE	DANMARK	BR DEUTSCH LAND	ELLAS	ESPANA	FRANCE	IRELAND	ITALIA	LUXEM- BOURG	NEDER- LAND	PORTU- GAL	UNITED KINGDOM	U.S.A.
Preisindizes					Price Indices 1985 = 100					Indices de prix				
1990 O	122.7	112.9	117.3	107.3	215.4	130.8	117.1	112.8	131.0	113.4	106.5	177.6	118.1	109.2
1991 O	128.5	115.8	120.0	110.5	252.5	137.5	120.8	116.8	138.5	117.7	109.0	200.6	126.0	111.8
1992 O	133.7	119.3	123.1	114.4	283.6	145.0	123.7	120.0	145.1	123.5	111.9	231.3	130.4	113.7
1993 O	137.7	121.8	123.9	118.0	308.6	152.4	125.5	120.0	151.6	126.7	112.9	251.3	132.3	115.0
1993 A	137.3	121.5	123.9	117.5	309.1	151.8	125.5	:	150.0	126.4	112.9	251.5	132.9	114.9
1993 M	137.9	121.9	123.9	118.0	311.2	152.1	125.7	119.1	151.6	126.6	112.9	252.6	133.1	114.8
1993 J	137.9	122.0	123.9	118.1	314.2	152.6	125.7	:	151.7	126.7	112.9	253.2	132.4	114.8
1993 J	137.7	122.0	123.9	118.3	297.8	152.7	125.8	:	152.0	126.7	112.9	253.4	131.0	114.5
1993 A	138.0	122.0	123.9	118.5	294.3	152.9	125.8	120.4	152.5	126.8	113.1	253.6	132.4	114.9
1993 S	138.4	121.9	123.9	118.5	318.6	153.0	125.9	:	152.6	127.0	113.1	254.4	133.1	115.3
1993 O	138.7	122.0	123.9	118.8	322.8	153.6	126.0	:	152.9	127.5	113.1	254.8	132.9	115.7
1993 N	139.0	122.2	123.9	119.0	325.3	153.9	125.7	121.6	154.1	127.6	113.1	255.6	133.5	116.0
1993 D	139.2	122.4	123.9	119.1	327.5	154.1	125.7	:	154.2	127.9	113.0	254.6	134.1	116.0
1994 J	138.8	122.6	123.9	119.4	318.9	154.5	125.8	:	154.2	127.9	113.2	257.1	130.8	116.2
1994 F	139.2	122.9	123.9	119.7	317.6	154.8	125.8	122.5	155.1	128.1	113.2	259.5	131.8	116.1
1994 M	139.9	123.2	124.6	119.9	334.1	155.2	126.4	:	155.2	128.6	113.2	264.4	133.2	116.3
1994 A	140.0	123.3	124.6	120.1	337.2	155.7	126.5	:	155.4	128.9	113.1	264.2	132.8	116.3
1994 M	140.4	123.5	124.6	120.3	339.7	155.8	126.6	123.1	156.4	129.0	113.1	263.5	133.3	116.7
1994 J	140.4	123.6	124.6	120.3	341.7	156.0	126.6	:	156.6	129.0	113.1	263.4	133.3	117.0
1994 J	140.0	123.6	124.6	120.5	319.1	156.1	126.6	:	156.7	129.0	113.1	262.6	131.4	117.1
1994 A	140.4	123.6	123.9	120.5	320.1	156.1	126.6	123.5	157.2	129.1	113.1	262.8	133.2	117.0
1994 S	:	123.6	124.8	120.6	346.0	:	126.6	:	:	129.2	113.1	262.6	133.9	:

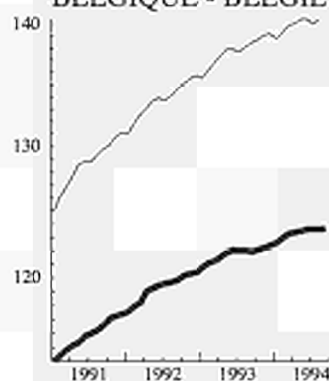


VERBRAUCHERPREISE  
MOEBEL UND HAUSHALTSARTIKEL

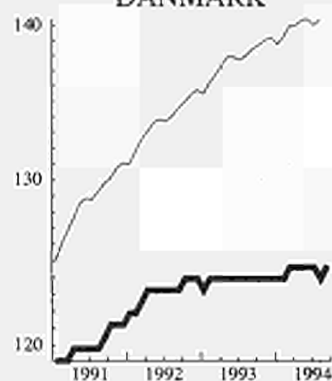
CONSUMER PRICES  
HOUSEHOLD EQUIPMENT  
1985 = 100

PRIX A LA CONSOMMATION  
AMEUBLEMENT ET ARTICLES DE MENAGE

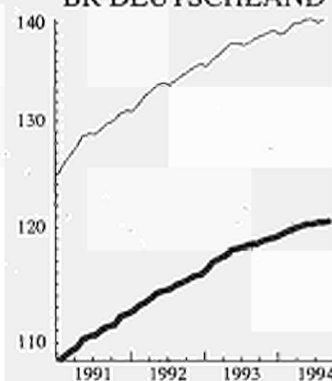
BELGIQUE - BELGIE



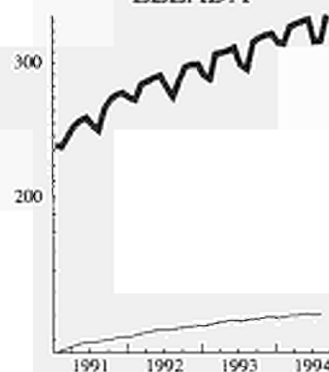
DANMARK



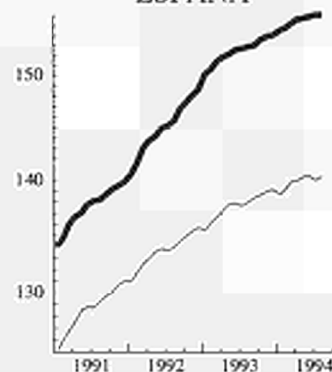
BR DEUTSCHLAND



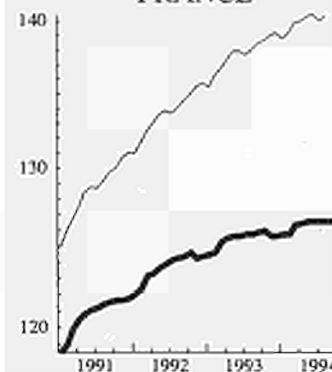
ELLADA



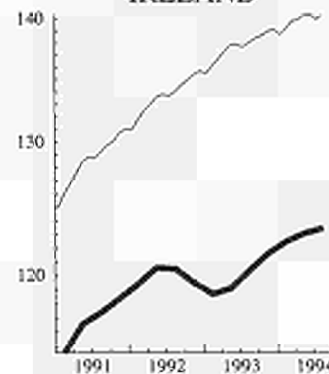
ESPAÑA



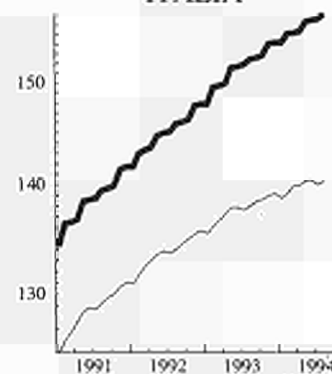
FRANCE



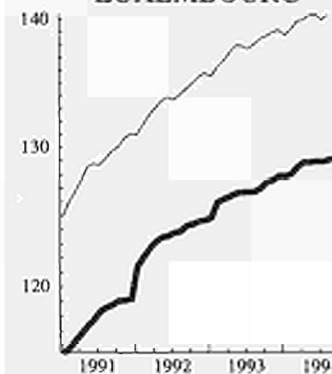
IRELAND



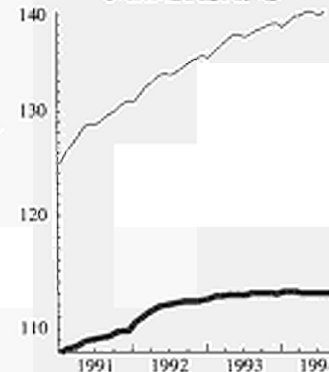
ITALIA



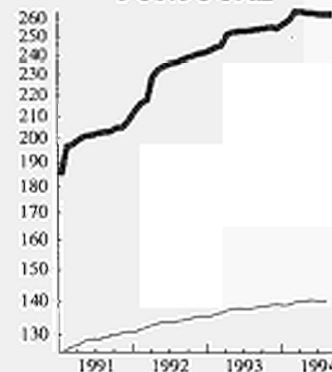
LUXEMBOURG



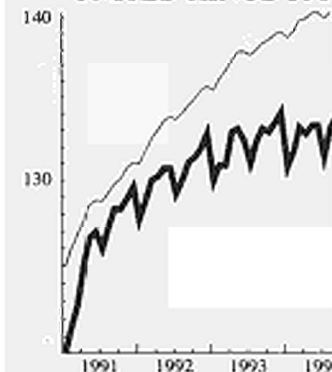
NEDERLAND



PORTUGAL



UNITED KINGDOM



--- EUR 12

## F1

VERBRAUCHERPREISE

CONSUMER PRICES

PRIX A LA CONSOMMATION

Möbel, Bodenbelag, Haushaltstextilien

Furniture, Floorcoverings, Household Textiles

Meubles, Revêtements de sol, Textiles de ménage

	EUR12	BELGIQUE BELGIE	DANMARK	BR DEUTSCH LAND	ELLAS	ESPAÑA	FRANCE	IRELAND	ITALIA	LUXEM- BOURG	NEDER- LAND	PORTU- GAL	UNITED KINGDOM	U.S.A.
Preisindizes					Price Indices						Indices de prix			
					1985 = 100									
1990 O	120.5	113.4	117.8	106.2	218.2	134.1	119.6	112.6	135.1	117.1	105.1	186.6	119.8	105.7
1991 O	126.0	116.5	121.3	109.0	255.4	141.9	123.9	114.6	143.6	122.0	107.1	204.2	126.3	106.6
1992 O	130.9	119.0	125.2	111.8	284.7	150.5	127.4	116.7	150.9	128.5	110.2	226.3	129.8	108.1
1993 O	134.5	121.1	126.2	115.0	304.3	157.3	129.5	117.3	158.0	132.2	111.3	243.2	130.2	108.5
1993 A	134.4	121.1	126.4	114.6	305.3	156.6	129.7	:	156.5	131.9	111.3	241.2	131.8	108.8
1993 M	134.9	121.2	126.4	115.0	306.4	157.0	129.9	117.4	158.2	132.2	111.2	242.3	132.1	108.4
1993 J	134.9	121.3	126.4	115.1	310.2	157.4	129.9	:	158.2	132.2	111.2	243.2	130.8	108.2
1993 J	134.2	121.3	126.1	115.2	290.0	157.8	129.9	:	158.3	132.2	111.2	244.5	127.8	108.1
1993 A	134.6	121.3	125.9	115.4	285.1	157.9	130.0	117.2	158.7	132.3	111.3	245.5	130.5	108.6
1993 S	135.3	121.3	125.9	115.5	313.3	158.1	130.2	:	158.9	132.3	111.4	246.1	130.9	108.6
1993 O	135.4	121.4	125.9	115.6	318.3	158.6	130.2	:	159.0	133.2	111.4	246.9	129.8	109.1
1993 N	135.8	121.4	125.8	115.8	318.6	158.9	129.5	118.2	160.9	133.3	111.7	247.9	131.1	109.4
1993 D	136.0	121.5	125.8	115.8	320.5	159.1	129.5	:	161.0	133.7	111.7	248.3	132.2	109.3
1994 J	135.2	121.5	126.0	116.1	309.1	159.4	129.5	:	161.0	133.7	111.8	249.0	126.7	109.7
1994 F	135.8	121.7	126.0	116.5	307.1	159.8	129.8	118.4	162.0	133.7	111.9	247.7	128.7	109.5
1994 M	136.8	122.1	127.0	116.7	324.7	160.3	131.0	:	162.1	134.4	111.9	248.2	131.2	109.5
1994 A	137.0	122.3	126.7	116.8	328.6	160.8	131.2	:	162.3	134.7	111.7	249.1	130.4	109.7
1994 M	137.5	122.7	126.7	117.1	331.7	161.1	131.3	119.5	163.6	134.8	111.7	249.3	131.2	110.4
1994 J	137.6	122.8	126.7	117.2	332.4	161.4	131.6	:	163.6	135.1	111.6	249.8	131.1	110.6
1994 J	136.7	122.8	126.7	117.2	305.3	161.7	131.6	:	163.7	135.1	111.4	249.6	127.6	110.8
1994 A	137.2	122.8	126.3	117.3	305.3	161.8	131.4	119.4	164.6	135.1	111.4	249.9	131.1	110.5
1994 S	:	122.9	127.4	117.4	334.0	162.2	131.6	:	:	135.0	111.5	250.7	132.5	:

## F2

VERBRAUCHERPREISE

CONSUMER PRICES

PRIX A LA CONSOMMATION

Maschinen, Apparate und Dienstleistungen

Household appliances, Utensils and Services

Appareils, ustensiles et services de ménage

	EUR12	BELGIQUE BELGIE	DANMARK	BR DEUTSCH LAND	ELLAS	ESPANA	FRANCE	IRELAND	ITALIA	LUXEM- BOURG	NEDER- LAND	PORTU- GAL	UNITED KINGDOM	U.S.A.
Preisindizes					Price Indices 1985 = 100					Indices de prix				
1990 O	120.4	112.7	116.6	108.1	209.3	128.3	115.1	113.2	129.1	108.6	107.7	156.4	118.3	114.1
1991 O	126.3	115.8	119.4	111.7	243.6	134.2	118.4	117.8	136.0	112.1	110.8	173.2	126.2	119.4
1992 O	131.6	119.7	121.7	116.3	270.9	140.8	120.9	121.5	142.0	117.0	113.3	196.9	130.7	122.3
1993 O	135.8	122.3	123.0	120.2	292.2	147.0	122.5	121.2	148.3	119.7	114.4	209.8	133.5	124.6
1993 A	135.4	122.1	123.0	119.5	298.1	146.6	122.4	:	146.7	119.3	114.3	209.8	133.4	124.2
1993 M	136.0	122.5	123.0	120.1	299.8	146.9	122.5	120.0	148.1	119.4	114.3	210.6	133.5	124.5
1993 J	136.0	122.8	123.1	120.2	299.2	147.2	122.5	:	148.3	119.6	114.4	211.1	133.2	124.8
1993 J	135.6	122.7	123.1	120.5	275.8	147.3	122.5	:	148.6	119.5	114.4	211.0	133.0	124.2
1993 A	135.6	121.6	123.3	120.7	269.2	147.4	122.5	121.8	149.2	119.8	114.6	211.1	133.4	124.4
1993 S	136.8	122.6	123.5	120.8	305.7	147.6	122.6	:	149.4	120.1	114.6	212.0	134.4	125.2
1993 O	137.1	122.7	123.5	121.1	307.6	148.0	122.7	:	149.6	120.1	114.5	212.5	134.8	125.7
1993 N	137.5	122.9	123.5	121.3	312.2	148.4	122.7	123.1	150.5	120.3	114.4	212.5	135.0	125.8
1993 D	137.6	123.2	123.5	121.4	314.4	148.6	122.6	:	150.5	120.5	114.3	212.0	135.2	125.8
1994 J	137.3	123.5	123.6	121.9	300.7	149.0	122.8	:	150.7	120.3	114.3	213.6	133.5	125.8
1994 F	137.5	123.9	123.4	122.1	296.1	149.2	122.8	124.3	151.6	120.9	114.3	215.1	133.8	126.0
1994 M	138.4	124.2	124.0	122.3	321.1	149.8	122.9	:	151.7	121.1	114.3	218.0	134.3	126.3
1994 A	138.5	124.3	124.1	122.5	322.2	150.2	122.9	:	151.7	121.4	114.3	218.0	134.3	126.0
1994 M	138.8	124.2	124.1	122.6	323.3	150.3	122.9	124.7	152.7	121.4	114.2	217.5	134.6	126.3
1994 J	138.8	124.3	124.1	122.6	325.9	150.2	122.8	:	152.9	121.2	114.3	217.5	134.7	126.7
1994 J	137.9	124.3	123.9	122.8	289.8	150.3	122.9	:	152.9	121.2	114.5	216.9	133.7	126.7
1994 A	138.1	124.4	124.0	122.9	290.2	150.2	122.8	125.3	153.2	121.5	114.6	217.0	134.5	126.9
1994 S	:	124.4	124.2	123.0	330.3	150.2	122.8	:	:	121.7	114.5	216.8	134.7	:

## G

VERBRAUCHERPREISE

CONSUMER PRICES

PRIX A LA CONSOMMATION

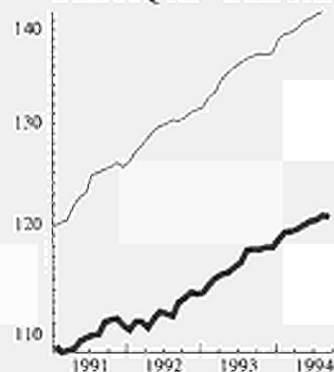
Verkehr und Nachrichtenübermittlung

Transports and communications

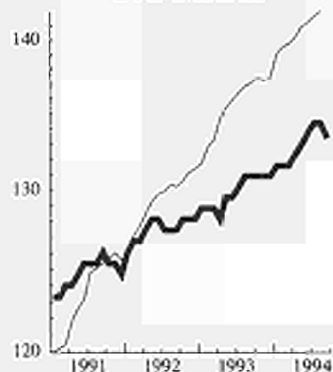
Transports et communications

	EUR12	BELGIQUE BELGIE	DANMARK	BR DEUTSCH LAND	ELLAS	ESPANA	FRANCE	IRELAND	ITALIA	LUXEM- BOURG	NEDER- LAND	PORTU- GAL	UNITED KINGDOM	U.S.A.
Preisindizes					Price Indices						Indices de prix			
					1985 = 100									
1990 O	117.3	108.1	121.8	106.1	235.4	131.1	112.9	109.6	123.8	102.6	106.9	168.5	122.8	113.3
1991 O	123.4	109.9	124.7	112.1	281.2	142.2	116.3	111.0	130.9	103.9	110.6	190.7	132.6	116.4
1992 O	129.3	112.0	127.5	117.1	331.7	153.0	119.0	110.6	137.3	109.1	114.2	202.5	141.0	118.9
1993 O	135.5	116.3	129.9	121.7	401.9	156.7	122.9	113.4	145.3	114.7	117.3	230.4	146.6	122.6
1993 A	134.7	115.4	128.1	121.5	402.4	154.6	121.8	:	144.9	113.6	117.3	226.8	146.6	121.6
1993 M	135.3	115.6	129.5	121.5	403.1	155.2	122.2	113.5	146.6	113.7	117.4	229.0	147.4	122.4
1993 J	135.9	116.0	129.5	122.1	407.5	153.2	122.3	:	148.2	113.7	117.5	231.9	148.4	122.5
1993 J	136.3	116.4	130.2	122.3	407.9	157.8	123.9	:	144.4	115.1	118.0	233.0	148.7	122.5
1993 A	136.8	117.7	130.9	122.2	408.2	160.5	124.1	114.5	144.6	116.7	118.1	234.3	148.9	122.4
1993 S	137.1	117.7	130.9	122.2	401.9	160.5	124.4	:	144.9	116.9	118.0	235.6	149.3	122.3
1993 O	137.4	117.7	130.9	122.4	406.6	160.5	124.3	:	146.7	116.8	117.8	235.9	148.8	123.9
1993 N	137.2	117.9	130.9	122.6	407.3	160.5	124.4	114.2	147.0	116.9	117.9	236.5	147.2	124.6
1993 D	137.4	117.9	130.9	122.2	407.9	160.0	124.4	:	146.8	116.8	117.3	236.6	148.4	124.4
1994 J	139.0	118.7	131.6	124.8	411.7	162.7	125.0	:	148.9	116.2	120.6	238.7	148.8	123.7
1994 F	139.5	119.3	131.6	125.1	413.3	163.2	124.9	112.7	149.6	116.2	120.9	241.6	149.6	124.0
1994 M	139.7	119.4	131.6	125.0	417.8	163.7	124.6	:	149.9	116.3	121.4	242.9	150.0	124.3
1994 A	140.1	119.7	132.3	125.3	420.4	164.0	125.1	:	149.9	116.4	122.2	243.4	150.5	124.6
1994 M	140.9	120.0	133.0	125.5	421.6	165.1	125.4	113.9	152.0	117.0	122.4	244.0	151.0	124.5
1994 J	141.2	120.4	133.6	125.6	423.4	165.9	125.7	:	152.2	117.1	122.5	244.2	151.1	125.8
1994 J	141.6	120.5	134.3	126.5	429.8	166.0	126.2	:	152.7	119.1	122.4	244.7	150.7	126.5
1994 A	142.0	120.9	134.3	126.5	432.8	166.0	126.5	115.9	153.1	119.1	122.8	245.6	151.3	127.7
1994 S	:	120.8	133.4	125.9	431.2	:	126.5	:	:	119.6	122.6	245.9	151.0	:

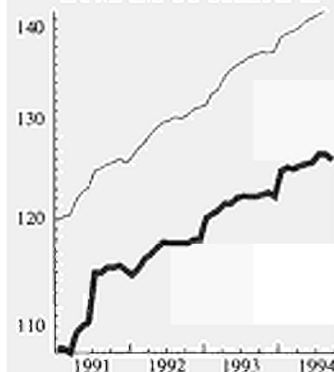
BELGIQUE - BELGIE



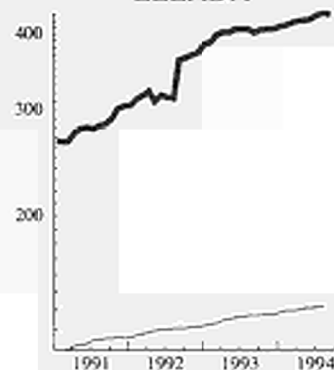
DANMARK



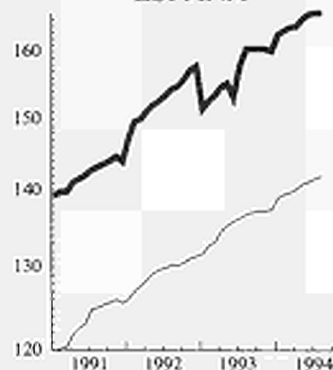
BR DEUTSCHLAND



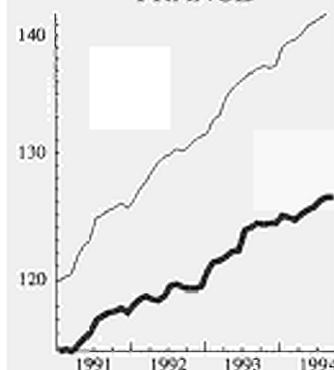
ELLADA



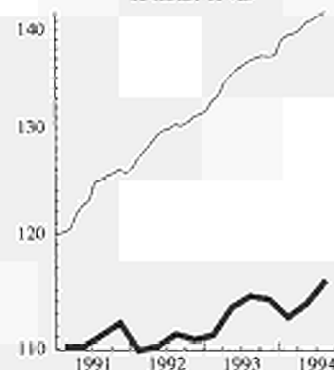
ESPAÑA



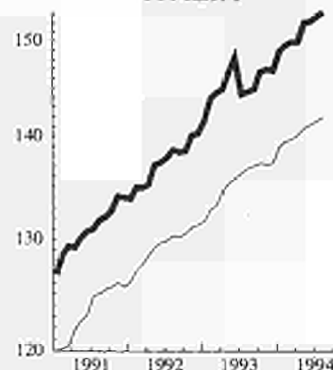
FRANCE



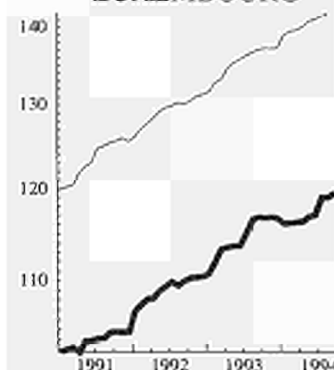
IRELAND



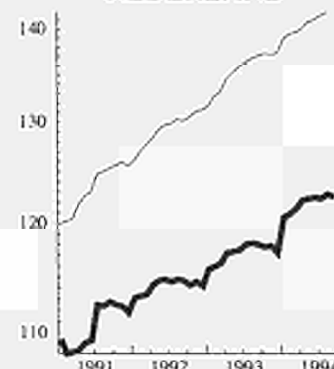
ITALIA



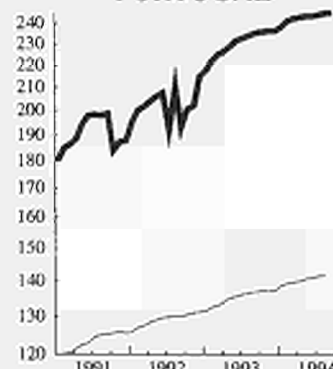
LUXEMBOURG



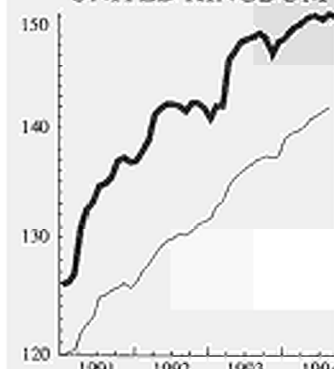
NEDERLAND



PORTUGAL



UNITED KINGDOM



---- EUR 12

## G1

VERBRAUCHERPREISE

CONSUMER PRICES

PRIX A LA CONSOMMATION

Private Verkehrsmittel

Private Transports

Transports privés

	EUR12	BELGIQUE BELGIE	DANMARK	BR DEUTSCH LAND	ELLAS	ESPAÑA	FRANCE	IRELAND	ITALIA	LUXEM- BOURG	NEDER- LAND	PORTU- GAL	UNITED KINGDOM	U.S.A.
Preisindizes					Price Indices 1985 = 100					Indices de prix				
1990 0	117.3	108.0	113.2	107.4	171.5	131.0	113.9	110.1	120.5	101.7	107.7	182.1	122.1	111.9
1991 0	123.5	107.6	114.9	112.5	176.9	141.9	117.5	110.3	126.4	103.3	111.9	208.6	131.2	114.8
1992 0	129.6	109.6	117.0	118.0	208.6	152.0	120.1	108.9	132.6	109.2	115.3	221.5	140.1	117.4
1993 0	135.2	113.8	119.3	123.3	236.5	158.5	124.4	111.7	141.3	114.6	117.5	247.8	143.2	120.3
1993 A	135.1	113.1	118.2	122.9	244.0	155.5	123.1	:	140.9	113.9	117.3	244.5	146.1	119.5
1993 M	135.7	113.3	118.7	122.9	246.4	156.2	123.4	111.8	143.0	114.1	117.5	245.3	146.7	120.1
1993 J	135.6	113.8	118.7	123.3	246.7	158.4	123.5	:	145.0	114.0	117.6	248.9	142.2	120.2
1993 J	135.4	114.3	120.3	123.7	246.3	159.3	125.2	:	140.0	114.4	118.3	250.1	142.0	120.0
1993 A	135.6	114.8	120.3	123.5	246.3	162.4	125.5	112.7	140.6	116.2	118.3	251.8	141.1	119.9
1993 S	135.5	115.0	120.7	123.3	218.6	162.4	126.1	:	140.1	116.5	118.2	253.0	141.9	119.7
1993 O	136.2	114.9	120.7	124.0	220.5	162.3	126.1	:	142.6	116.3	118.0	253.8	142.7	121.5
1993 N	137.3	115.1	120.2	124.8	222.6	162.3	126.3	112.7	142.8	116.5	118.1	254.6	146.7	122.0
1993 D	137.3	115.2	119.7	124.4	225.5	161.9	126.1	:	142.7	116.3	117.6	254.8	148.2	121.2
1994 J	139.5	115.7	121.1	127.9	237.9	164.3	127.1	:	145.2	115.6	121.0	257.4	148.9	120.8
1994 F	140.0	116.3	121.1	128.5	239.5	165.1	126.5	110.8	145.9	115.7	121.4	261.0	149.8	121.1
1994 M	140.1	116.3	121.1	128.2	240.9	165.4	126.3	:	145.9	115.8	121.6	262.5	150.7	121.2
1994 A	140.5	116.6	122.1	128.4	242.2	165.9	126.9	:	145.9	115.8	122.0	262.9	151.3	121.7
1994 M	141.3	117.0	122.8	128.7	242.8	167.2	127.3	112.5	148.2	116.5	122.4	263.3	151.9	122.5
1994 J	141.5	117.4	122.8	128.7	244.0	168.0	127.6	:	148.3	116.7	122.4	263.5	151.9	123.4
1994 J	141.6	117.6	122.8	128.6	244.9	168.1	128.0	:	148.9	119.0	122.5	264.1	151.5	124.2
1994 A	142.2	118.1	123.2	129.6	246.1	169.1	128.3	114.0	149.4	118.9	122.9	265.3	152.2	125.3
1994 S	:	118.0	122.3	128.9	248.1	169.1	128.3	:	:	119.5	122.5	265.7	151.9	:

## G2

VERBRAUCHERPREISE

CONSUMER PRICES

PRIX A LA CONSOMMATION

Öffentliche Verkehrsmittel

Public transports

Transports publics

	EUR12	BELGIQUE BELGIE	DANMARK	BR DEUTSCH LAND	ELLAS	ESPANA	FRANCE	IRELAND	ITALIA	LUXEM- BOURG	NEDER- LAND	PORTU- GAL	UNITED KINGDOM	U.S.A.	
Preisindizes					Price Indices 1985 = 100										Indices de prix
1990 O	136.1	112.7	124.9	111.3	214.3	139.1	119.7	107.6	139.5	118.0	106.4	147.1	136.9	129.2	
1991 O	150.8	117.8	132.1	113.9	283.4	154.2	125.1	116.1	151.7	112.7	110.0	169.3	150.3	134.9	
1992 O	165.1	122.4	137.3	119.0	356.3	168.5	130.3	122.8	164.4	111.9	115.5	186.4	159.7	137.1	
1993 O	175.0	128.3	125.8	125.3	389.3	183.2	135.4	124.3	173.5	123.5	121.3	199.4	167.3	151.2	
1993 A	175.3	128.6	140.6	123.5	400.8	182.8	134.8	:	172.1	123.1	121.0	197.3	166.8	147.4	
1993 M	175.2	128.6	140.1	123.7	388.9	183.2	135.6	124.3	172.4	124.1	121.3	202.0	168.9	149.9	
1993 J	175.6	129.1	141.2	126.1	388.9	183.6	136.1	:	172.7	124.1	121.4	202.1	168.2	149.0	
1993 J	176.3	129.6	141.2	126.8	388.9	183.8	137.9	:	174.7	124.1	121.6	203.1	168.1	151.9	
1993 A	176.4	128.6	140.6	127.1	388.9	184.5	137.2	126.7	174.9	124.1	121.6	203.5	168.3	152.2	
1993 S	176.5	128.6	140.1	126.9	388.9	184.7	136.3	:	176.9	124.1	121.6	203.6	167.6	152.5	
1993 O	176.0	128.6	141.7	126.8	388.9	185.0	135.9	:	176.2	124.1	121.7	203.6	166.4	152.3	
1993 N	176.6	128.7	141.7	126.6	388.9	185.3	135.0	123.3	176.6	124.1	121.8	203.3	169.0	156.7	
1993 D	178.3	128.7	141.7	127.4	405.0	185.4	136.2	:	176.9	124.1	121.8	203.2	168.9	159.8	
1994 J	178.9	129.0	141.7	127.9	395.7	192.1	135.4	:	177.3	124.4	125.6	203.5	170.9	158.8	
1994 F	178.8	132.5	142.8	127.7	389.5	192.0	136.7	122.8	177.9	124.4	125.7	203.9	171.1	159.3	
1994 M	179.3	132.4	142.3	128.9	389.5	193.4	136.3	:	178.4	124.4	125.7	205.8	171.6	161.7	
1994 A	178.4	132.5	142.8	129.5	395.3	194.2	137.1	:	169.1	124.9	126.6	207.7	171.6	159.8	
1994 M	178.5	132.5	143.4	129.4	393.5	194.6	136.2	123.2	170.3	124.9	126.6	210.2	172.2	153.9	
1994 J	179.0	132.5	145.6	130.7	392.7	194.7	136.7	:	170.5	123.7	126.6	210.5	172.8	153.9	
1994 J	180.5	132.5	149.0	130.9	405.2	195.4	138.9	:	170.8	123.7	126.9	210.6	172.6	155.2	
1994 A	183.6	132.5	149.0	130.7	407.9	196.2	139.0	126.7	184.7	123.7	127.0	209.7	173.3	156.9	
1994 S	:	132.5	146.7	130.7	407.9	196.4	138.4	:	:	123.8	127.2	209.7	173.0	:	

## G3

VERBRAUCHERPREISE

CONSUMER PRICES

PRIX A LA CONSOMMATION

Nachrichtenübermittlung (1)

Communications (1)

Communications (1)

	EUR12	BELGIQUE BELGIE	DANMARK	BR DEUTSCH LAND	ELLAS	ESPANA	FRANCE	IRELAND	ITALIA	LUXEM- BOURG	NEDER- LAND	PORTU- GAL	UNITED KINGDOM	U.S.A.
Preisindizes					Price Indices 1985 = 100						Indices de prix			
1990 O	111.2	106.3	122.1	99.0	240.8	116.0	96.4	104.5	120.7	101.1	102.7	117.6	116.7	110.2
1991 O	117.3	100.4	125.5	105.8	270.8	122.5	96.7	106.7	129.5	102.3	103.3	128.3	127.1	114.6
1992 O	120.8	101.0	128.7	109.9	302.4	130.3	97.1	105.5	130.1	101.9	107.0	137.8	131.2	115.1
1993 O	125.8	104.4	128.5	112.1	415.7	138.4	97.7	109.4	130.6	107.3	112.4	146.8	132.0	115.7
1993 A	124.9	101.2	128.3	111.6	388.7	139.9	97.0	:	130.6	101.9	113.6	138.8	133.2	115.1
1993 M	125.0	101.2	128.3	111.6	388.7	139.9	97.0	110.0	130.6	101.9	113.6	150.8	133.2	115.1
1993 J	125.9	101.2	128.3	111.8	436.2	139.9	97.0	:	130.6	101.9	113.6	150.8	130.0	115.4
1993 J	126.4	101.3	128.3	112.0	436.2	139.9	98.2	:	130.6	112.8	113.6	150.8	131.0	115.6
1993 A	126.9	109.4	128.3	112.0	436.2	139.9	98.7	110.0	130.6	112.8	113.6	150.8	131.8	115.8
1993 S	127.2	108.8	128.3	113.6	436.2	139.9	98.5	:	130.6	112.8	113.6	150.8	131.8	116.1
1993 O	128.6	108.8	128.3	113.6	483.8	139.9	98.5	:	130.6	112.8	113.6	150.8	131.8	116.3
1993 N	128.8	108.8	128.3	113.6	483.8	139.9	99.1	111.2	130.6	112.8	113.6	150.8	132.4	116.3
1993 D	128.5	108.8	128.3	113.6	483.8	139.9	98.3	:	130.6	112.8	111.7	150.8	132.2	116.6
1994 J	128.3	111.3	128.3	113.6	483.8	140.0	98.7	:	130.6	112.8	113.6	150.8	128.8	116.4
1994 F	128.3	111.3	128.3	113.6	483.8	140.0	99.2	111.2	130.6	112.8	113.6	150.8	128.5	117.4
1994 M	127.9	111.3	128.3	113.6	483.8	140.0	99.2	:	130.6	112.8	113.6	150.8	125.7	117.4
1994 A	132.2	111.3	128.3	129.5	483.8	140.0	99.2	:	130.6	112.8	119.1	150.8	126.2	117.2
1994 M	128.3	111.3	128.3	113.6	483.8	140.0	99.2	110.2	130.6	112.8	119.1	150.8	126.2	117.3
1994 J	128.4	112.4	128.3	113.6	483.8	140.0	99.2	:	130.6	112.8	119.1	150.8	126.2	117.4
1994 J	128.3	111.3	128.3	113.8	483.8	140.0	99.2	:	130.6	112.8	119.1	150.8	125.7	117.4
1994 A	129.5	111.3	128.3	113.8	483.8	160.2	99.3	114.2	130.6	112.8	119.0	150.8	125.7	117.4
1994 S	:	111.3	128.3	113.8	483.8	160.2	99.3	:	:	112.8	119.1	150.8	125.0	:

1) Postal and telephone Services

1) Postal and telephone Services

1) Services de poste et des téléphones





## H

## VERBRAUCHERPREISE

## CONSUMER PRICES

## PRIX A LA CONSOMMATION

Erholung, Unterhaltung und Bildung

Recreation and Education, etc

Loisirs, Spectacles, Enseignements, etc

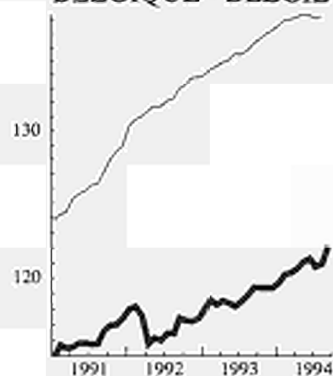
	EUR12	BELGIQUE BELGIE	DANMARK	BR DEUTSCH LAND	ELLAS	ESPANA	FRANCE	IRELAND	ITALIA	LUXEM- BOURG	NEDER- LAND	PORTU- GAL	UNITED KINGDOM	U.S.A.
Preisindizes					Price Indices 1985 = 100				Indices de prix					
1990 O	120.8	113.2	121.3	106.1	200.9	130.5	114.6	118.9	140.7	107.2	102.4	170.7	123.1	122.6
1991 O	126.2	116.1	124.9	108.1	238.3	138.5	117.4	124.0	148.5	109.4	103.6	183.8	132.0	128.1
1992 O	132.1	117.0	127.4	112.7	285.9	149.1	120.8	128.6	157.0	111.7	105.0	198.6	138.4	131.7
1993 O	135.6	118.7	129.7	115.9	320.8	150.9	122.1	133.4	162.4	113.7	106.9	211.5	142.3	134.9
1993 A	134.9	118.5	129.3	115.3	315.6	149.4	122.1	:	160.5	112.9	107.1	207.7	142.0	134.5
1993 M	135.0	118.3	130.0	115.5	316.5	149.7	121.9	133.4	160.8	113.1	106.7	208.2	142.3	134.2
1993 J	135.5	118.1	130.0	115.6	321.1	154.1	121.9	:	161.8	112.9	106.2	210.4	142.3	134.7
1993 J	135.5	118.5	130.0	115.7	318.6	149.9	121.8	:	163.5	113.0	106.3	211.9	141.9	134.5
1993 A	135.7	118.9	129.3	115.9	323.4	150.1	121.6	133.8	163.8	112.9	106.8	212.3	142.5	134.9
1993 S	136.3	119.4	130.0	116.4	335.0	151.7	121.8	:	163.8	113.4	107.2	212.9	143.3	135.7
1993 O	136.6	119.3	130.0	116.7	334.4	153.7	122.3	:	163.9	114.2	105.3	218.9	143.5	136.3
1993 N	137.0	119.3	130.0	117.0	330.4	153.8	121.8	135.6	164.8	115.1	107.8	220.6	144.0	136.7
1993 D	137.2	119.4	130.0	117.1	332.1	154.2	122.4	:	164.9	115.6	107.9	221.0	144.1	136.0
1994 J	137.7	119.7	130.7	117.5	335.0	155.2	122.9	:	165.5	116.4	109.0	224.4	144.0	137.4
1994 F	138.0	120.2	130.7	117.8	335.4	155.5	123.1	136.0	166.0	117.1	109.3	223.0	144.2	138.0
1994 M	138.1	120.4	130.7	117.8	340.8	155.9	122.7	:	166.2	116.1	109.6	223.9	144.4	138.5
1994 A	138.2	120.6	131.4	117.9	348.4	156.2	122.5	:	166.3	115.5	108.9	224.4	145.0	138.5
1994 M	138.4	121.1	131.4	118.0	351.5	156.7	122.4	136.8	166.6	115.4	109.1	225.0	145.2	138.7
1994 J	138.4	121.3	132.0	117.8	355.1	156.8	122.3	:	166.6	115.0	108.3	225.3	145.3	138.6
1994 J	138.1	120.8	132.0	117.7	350.7	156.8	122.2	:	167.0	114.3	107.7	225.9	144.5	139.0
1994 A	138.3	120.9	132.0	117.9	353.6	156.8	121.9	137.1	167.3	114.2	107.4	226.8	144.8	139.0
1994 S	:	122.1	132.3	118.3	386.9	:	122.3	:	:	115.2	108.7	227.5	145.4	:

VERBRAUCHERPREISE  
FREIZEIT

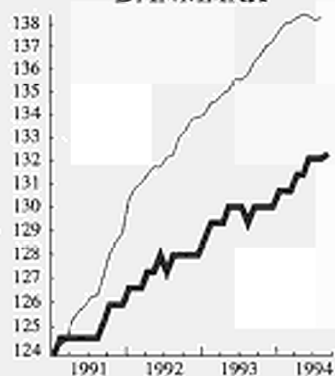
CONSUMER PRICES  
RECREATION  
1985 = 100

PRIX A LA CONSOMMATION  
LOISIRS

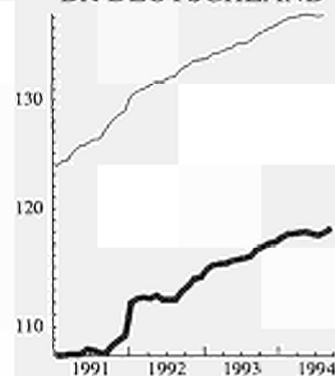
BELGIQUE - BELGIE



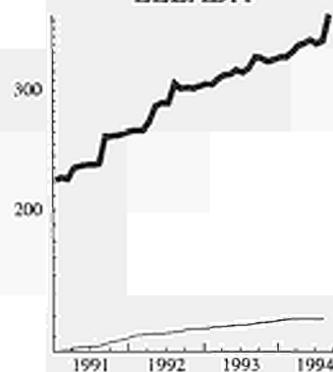
DANMARK



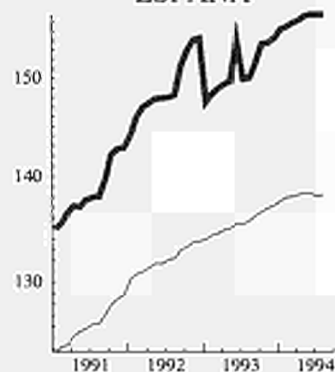
BR DEUTSCHLAND



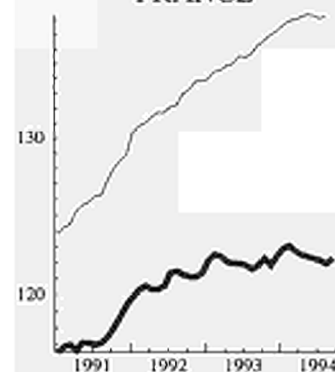
ELLADA



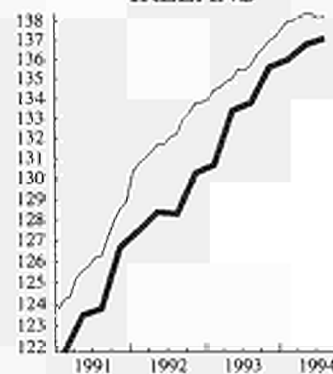
ESPAÑA



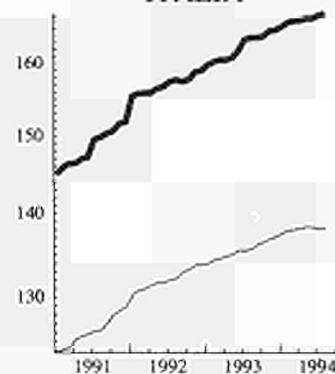
FRANCE



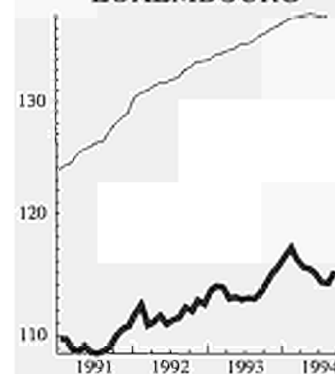
IRELAND



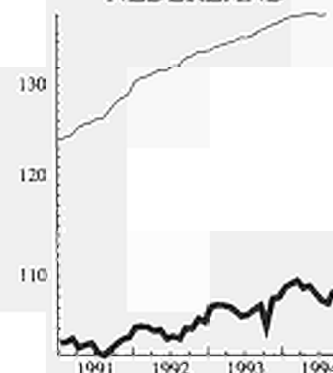
ITALIA



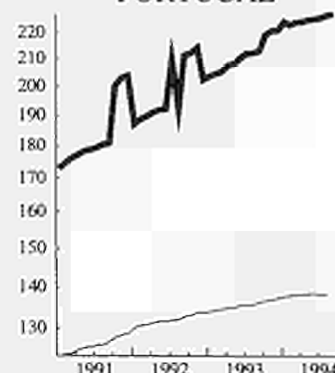
LUXEMBOURG



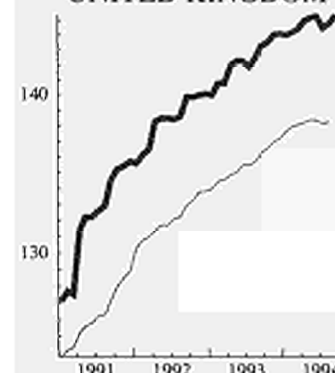
NEDERLAND



PORTUGAL



UNITED KINGDOM



--- EUR 12

## H1

VERBRAUCHERPREISE

CONSUMER PRICES

PRIX A LA CONSOMMATION

Waren für die Freizeitgestaltung (1)

Recreation Goods (1)

Articles récréatifs (1)

	EUR12	BELGIQUE BELGIE	DANMARK	BR DEUTSCH LAND	ELLAS	ESPAÑA	FRANCE	IRELAND	ITALIA	LUXEM- BOURG	NEDER- LAND	PORTU- GAL	UNITED KINGDOM	U.S.A.
Preisindizes	Price Indices				Indices de prix									
	1985 = 100													
1990 O	106.7	105.6	107.3	98.9	206.2	109.1	106.1	102.4	119.8	98.6	92.1	:	108.2	110.6
1991 O	108.5	102.4	108.1	99.8	238.4	110.7	107.0	101.3	123.4	99.0	91.3	:	111.4	114.7
1992 O	111.5	98.6	108.3	107.3	260.7	113.6	108.2	99.7	126.1	100.5	90.1	:	112.1	117.0
1993 O	111.2	97.2	108.1	102.9	279.5	116.3	107.7	97.6	130.2	101.0	90.3	:	112.4	119.0
1993 A	111.2	97.8	108.2	102.7	274.1	116.2	108.0	:	129.3	100.4	90.7	:	112.9	118.8
1993 M	111.2	97.3	108.2	102.9	273.6	116.4	107.6	97.7	129.6	100.5	89.8	:	113.1	118.6
1993 J	110.9	96.9	108.2	102.6	275.7	116.4	107.5	:	129.6	100.1	88.9	:	112.5	118.8
1993 J	110.7	96.7	108.2	102.5	262.4	116.5	107.2	:	130.6	99.9	88.7	:	111.5	118.7
1993 A	110.9	97.3	107.5	102.5	262.5	116.5	106.7	97.9	130.9	99.7	89.5	:	112.1	118.9
1993 S	111.2	97.3	108.2	102.7	286.0	116.6	107.0	:	131.1	100.2	90.1	:	112.3	119.1
1993 O	111.4	96.8	107.5	103.0	292.4	116.8	107.5	:	131.2	100.5	89.8	:	112.1	119.8
1993 N	111.6	96.6	108.2	103.4	297.6	116.9	106.6	98.5	131.5	101.7	90.8	:	112.6	119.8
1993 D	111.9	96.6	108.2	103.6	304.8	117.1	107.3	:	131.8	102.4	90.9	:	112.5	119.9
1994 J	111.9	96.5	108.2	103.9	300.7	117.2	107.6	:	132.4	103.5	91.7	:	111.4	120.1
1994 F	112.2	97.5	108.2	104.0	298.6	117.5	107.9	98.0	133.0	104.1	92.0	:	111.7	119.9
1994 M	112.1	97.2	108.2	103.9	300.7	117.7	107.3	:	133.0	102.7	92.0	:	111.9	120.6
1994 A	111.8	97.2	108.2	103.6	301.2	118.0	106.6	:	133.0	101.5	90.3	:	111.7	121.0
1994 M	111.9	97.8	108.2	103.5	306.5	118.3	106.5	98.1	133.5	101.0	90.7	:	111.5	121.5
1994 J	111.7	98.2	109.0	103.3	312.4	118.2	106.3	:	133.5	100.4	89.3	:	111.1	121.4
1994 J	111.0	96.6	108.2	103.0	293.1	118.3	105.9	:	133.5	99.3	88.2	:	109.6	121.7
1994 A	111.0	96.9	108.2	102.8	293.6	118.2	105.5	97.9	133.7	99.2	87.4	:	110.1	121.7
1994 S	:	98.2	108.2	103.1	313.1	118.2	105.9	:	:	100.6	89.4	:	110.0	:

1) Nicht zur Verfügung für Portugal

1) Not available for Portugal

1) Pas disponible pour le Portugal

## H2

VERBRAUCHERPREISE

CONSUMER PRICES

PRIX A LA CONSOMMATION

Dienstleistungen für die Freizeitgestaltung

Recreational Services

Services de Loisirs

	EUR12	BELGIQUE BELGIE	DANMARK	BR DEUTSCH LAND	ELLAS	ESPANA	FRANCE	IRELAND	ITALIA	LUXEM- BOURG	NEDER- LAND	PORTU- GAL	UNITED KINGDOM	U.S.A.
Preisindizes	Price Indices 1985 = 100													
1990 O	132.5	115.7	126.9	110.8	220.8	142.0	123.8	110.2	156.1	119.9	108.5	162.4	131.9	129.2
1991 O	140.7	120.0	132.1	113.4	258.3	151.9	124.8	113.1	168.4	123.1	111.6	176.3	147.0	135.9
1992 O	153.6	123.2	135.1	124.1	310.1	165.2	126.3	115.6	191.2	128.0	115.5	188.7	158.9	140.6
1993 O	163.4	127.4	138.7	129.6	383.5	177.7	137.6	118.4	196.5	132.8	119.2	195.1	166.0	145.1
1993 A	160.9	126.7	138.2	128.3	354.8	176.1	137.4	:	193.3	132.0	118.7	194.3	165.0	144.3
1993 M	161.1	126.7	138.5	128.5	354.8	176.9	137.5	118.2	193.3	132.1	118.8	195.0	165.3	144.0
1993 J	162.7	126.7	138.5	129.3	371.3	177.0	137.7	:	196.8	132.1	118.7	195.2	165.7	144.7
1993 J	163.4	127.2	138.5	129.7	372.3	177.0	137.8	:	199.7	133.1	119.0	195.6	166.0	144.5
1993 A	164.9	127.4	138.5	130.1	405.5	177.3	137.9	118.8	199.7	133.2	119.2	196.2	166.5	145.2
1993 S	165.9	128.6	139.5	131.6	405.5	180.0	137.9	:	199.2	133.9	119.7	196.2	168.2	146.3
1993 O	166.9	128.7	139.5	131.8	424.2	181.3	138.4	:	199.2	135.4	120.4	196.2	168.4	147.0
1993 N	167.2	128.8	139.5	131.9	425.0	181.5	138.4	118.7	199.7	135.5	120.4	197.5	168.9	147.7
1993 D	167.5	128.8	139.5	132.0	426.0	182.4	138.7	:	199.8	135.6	120.4	197.8	169.0	147.9
1994 J	168.3	129.7	140.4	132.7	426.3	183.0	139.7	:	200.9	135.7	121.7	199.1	169.6	148.9
1994 F	168.9	129.8	140.7	133.2	426.7	183.7	139.9	119.9	200.9	137.6	127.2	200.5	169.8	150.1
1994 M	168.9	129.9	140.7	133.4	427.2	184.0	140.1	:	201.5	137.8	122.0	201.1	170.0	150.3
1994 A	169.3	130.6	141.4	133.6	427.3	184.5	140.4	:	201.5	137.8	122.5	201.9	171.3	150.2
1994 M	169.5	130.6	141.7	133.9	428.8	184.8	140.1	122.1	201.4	138.6	122.5	202.7	171.8	150.0
1994 J	169.9	130.6	142.3	133.8	437.7	185.0	140.1	:	201.7	138.6	122.5	202.7	172.1	150.1
1994 J	170.2	131.0	142.0	134.0	438.0	185.2	140.4	:	202.5	138.6	122.5	203.0	172.2	150.4
1994 A	170.5	131.0	142.0	134.6	438.0	185.3	140.3	123.0	202.5	138.6	122.8	204.4	172.5	150.3
1994 S	:	132.5	142.3	135.5	503.9	185.8	140.5	:	:	138.9	123.2	204.8	173.6	:

## H3

VERBRAUCHERPREISE

CONSUMER PRICES

PRIX A LA CONSOMMATION

Bücher, Zeitungen und Zeitschriften

Books, Newspapers and Magazines

Livres, Journaux et Périodiques

	EUR12	BELGIQUE BELGIE	DANMARK	BR DEUTSCH LAND	ELLAS	ESPANA	FRANCE	IRELAND	ITALIA	LUXEM- BOURG	NEDER- LAND	PORTU- GAL	UNITED KINGDOM	U.S.A.
Preisindizes					Price Indices 1985 = 100	Indices de prix								
1990 O	134.0	126.6	139.2	120.9	294.8	150.0	123.7	134.6	152.9	116.4	113.5	171.7	140.0	134.6
1991 O	142.3	133.7	145.6	124.2	336.5	162.5	129.5	146.7	164.2	124.0	114.3	208.4	151.6	141.7
1992 O	149.8	142.2	153.3	127.1	385.0	174.3	135.3	157.1	169.3	126.3	118.8	251.0	162.5	149.6
1993 O	156.5	146.8	157.4	133.9	454.4	182.3	138.4	167.8	176.7	129.8	122.9	274.0	169.1	155.3
1993 A	155.7	145.7	157.4	133.2	439.0	181.0	138.1	:	174.8	129.0	122.8	275.1	168.6	153.9
1993 M	156.1	145.8	157.8	133.9	439.0	181.1	138.3	169.5	174.9	129.2	122.8	273.9	169.5	154.1
1993 J	156.5	145.9	158.2	134.0	458.1	182.4	138.4	:	175.2	129.7	123.0	274.3	169.5	154.3
1993 J	156.6	147.1	158.2	134.2	458.1	182.5	138.7	:	177.2	129.8	123.4	274.5	167.6	154.3
1993 A	157.5	147.5	157.7	134.3	458.3	183.3	138.9	170.5	177.2	129.8	123.5	274.1	171.6	157.1
1993 S	157.8	147.8	158.1	134.5	468.1	183.3	138.9	:	178.1	129.8	123.5	273.9	171.6	156.5
1993 O	157.4	148.8	158.1	134.8	468.1	184.4	138.8	:	178.1	129.8	123.9	275.1	169.1	157.1
1993 N	158.2	149.0	158.4	134.9	476.3	184.8	139.0	170.8	180.4	132.5	123.9	275.3	170.6	157.2
1993 D	158.3	149.2	158.8	135.0	476.3	185.6	139.0	:	180.6	132.6	123.8	275.7	170.7	157.5
1994 J	158.9	149.5	159.6	135.5	476.5	187.6	139.5	:	180.6	133.0	125.0	279.0	171.0	159.8
1994 F	159.1	149.6	160.2	135.6	476.7	188.3	139.7	171.3	180.9	133.1	125.4	280.9	171.2	160.3
1994 M	159.4	150.9	160.2	135.7	476.7	188.1	139.8	:	181.3	133.2	126.7	281.1	171.3	160.3
1994 A	159.8	151.0	160.6	136.9	476.7	188.1	139.8	:	181.8	133.5	127.0	281.3	171.5	160.3
1994 M	160.2	151.8	161.0	137.0	482.1	189.6	140.0	171.6	182.0	133.5	127.0	281.3	172.3	160.4
1994 J	160.5	151.9	161.4	137.1	488.0	189.8	140.2	:	182.0	133.5	127.0	286.5	172.5	160.8
1994 J	160.2	152.2	161.4	137.2	489.3	190.0	140.3	:	182.6	133.5	127.0	291.7	169.9	161.2
1994 A	160.4	152.3	162.0	137.5	489.3	190.0	140.5	171.9	183.0	133.5	127.1	291.7	169.4	161.7
1994 S	:	152.5	162.4	137.6	504.1	191.0	140.4	:	:	133.5	127.1	291.5	170.6	:



## J

VERBRAUCHERPREISE

CONSUMER PRICES

PRIX A LA CONSOMMATION

Sonstige Waren und Dienstleistungen

Other Goods and Services

Autres Biens et Services

	EUR12	BELGIQUE BELGIE	DANMARK	BR DEUTSCH LAND	ELLAS	ESPANA	FRANCE	IRELAND	ITALIA	LUXEM- BOURG	NEDER- LAND	PORTU- GAL	UNITED KINGDOM	U.S.A.
Preisindizes					Price Indices 1985 = 100					Indices de prix				
1990 O	132.2	120.6	120.0	114.6	209.5	149.5	126.1	124.5	139.0	119.3	107.6	180.4	134.9	134.6
1991 O	141.3	127.0	122.1	118.0	244.9	163.0	131.7	129.7	148.5	124.2	110.7	205.0	148.8	145.3
1992 O	150.1	133.4	124.7	124.3	280.6	178.2	136.8	135.7	157.7	130.0	115.2	216.7	159.0	155.2
1993 O	154.5	137.7	127.0	135.2	315.5	160.3	141.1	140.4	166.8	136.1	118.3	236.8	166.8	163.3
1993 A	153.3	137.1	126.6	133.5	304.9	158.9	140.5	:	165.3	134.8	117.9	233.1	166.1	162.9
1993 M	153.9	137.1	126.6	134.5	306.2	159.8	140.7	138.3	166.1	135.6	118.7	235.6	166.3	163.6
1993 J	154.5	137.4	127.2	135.2	317.7	160.7	141.0	:	166.7	136.0	118.6	236.9	166.6	163.5
1993 J	155.4	140.0	127.2	136.0	315.1	161.7	141.4	:	167.4	136.8	119.7	237.7	167.6	164.0
1993 A	155.8	140.0	127.2	136.1	318.4	162.2	141.7	142.5	168.1	137.2	119.8	240.2	168.3	163.7
1993 S	156.0	137.5	127.2	136.1	325.6	162.5	142.0	:	168.5	137.2	119.0	239.6	168.7	163.5
1993 O	156.4	137.5	127.9	136.6	327.4	162.6	142.2	:	169.0	137.3	119.0	240.9	169.1	163.7
1993 N	156.8	137.4	127.9	138.0	333.8	162.2	142.4	142.1	169.9	137.9	118.7	242.2	169.7	164.1
1993 D	157.1	137.8	127.9	138.8	337.5	162.6	142.4	:	170.3	138.1	118.5	241.8	169.6	164.4
1994 J	158.1	137.8	128.6	141.7	347.1	163.8	142.8	:	170.8	138.3	118.9	248.0	169.9	165.2
1994 F	158.9	139.1	128.6	142.0	348.0	164.4	143.0	144.7	171.9	138.7	119.5	245.7	171.2	165.3
1994 M	159.3	138.7	128.6	142.3	352.3	165.9	143.4	:	172.5	138.8	119.4	247.2	171.0	165.5
1994 A	159.6	139.4	129.3	142.4	354.3	166.2	143.6	:	172.6	139.1	120.0	248.0	171.5	166.3
1994 M	160.3	139.3	129.3	142.6	359.3	167.1	143.8	144.3	173.6	139.2	120.9	248.8	172.6	166.9
1994 J	160.6	139.5	129.3	143.3	362.6	167.4	144.0	:	173.9	139.2	120.9	250.2	172.6	167.3
1994 J	161.1	143.0	129.3	143.7	356.6	168.0	144.1	:	174.5	139.3	121.8	250.7	173.1	167.6
1994 A	161.5	143.0	129.3	143.7	357.1	168.0	144.3	147.3	175.0	139.4	122.4	251.0	174.2	168.8
1994 S	:	140.0	129.6	143.7	363.9	:	144.5	:	:	139.9	121.7	252.9	174.7	:

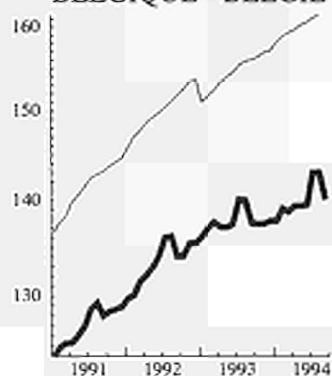


VERBRAUCHERPREISE  
SONSTIGE GUETER UND DIENSTLEISTUNGEN

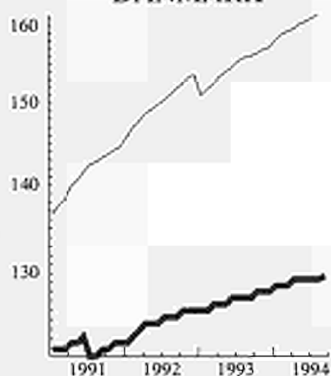
CONSUMER PRICES  
OTHER GOODS AND SERVICES  
1985 = 100

PRIX A LA CONSOMMATION  
AUTRES BIENS ET SERVICES

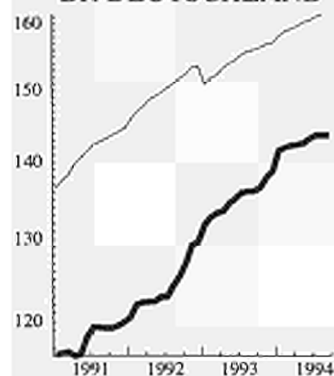
BELGIQUE - BELGIE



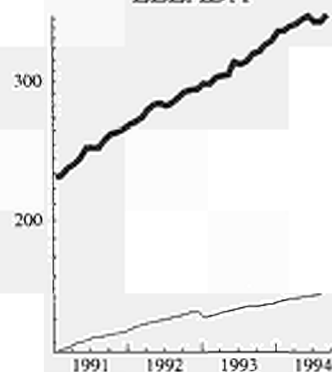
DANMARK



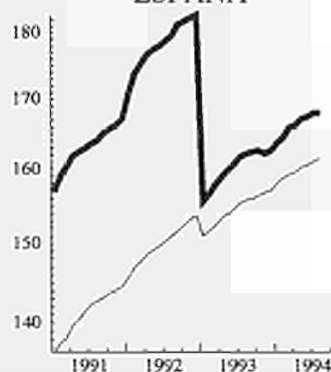
BR DEUTSCHLAND



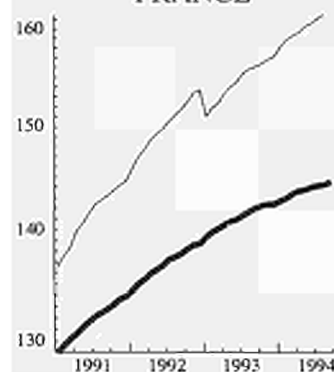
ELLADA



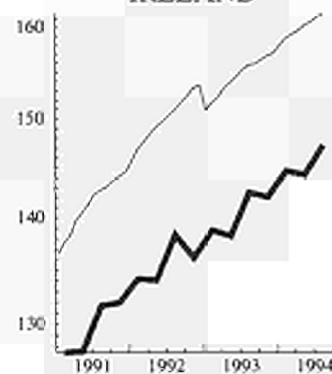
ESPAÑA



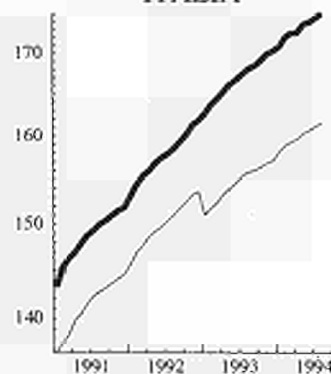
FRANCE



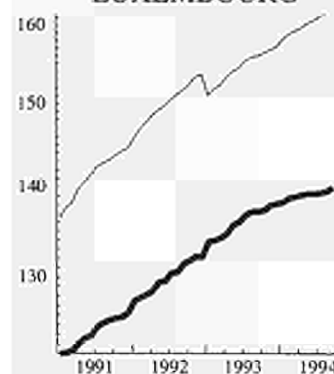
IRELAND



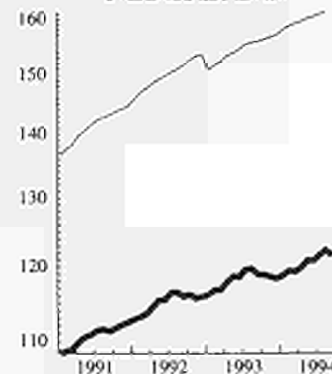
ITALIA



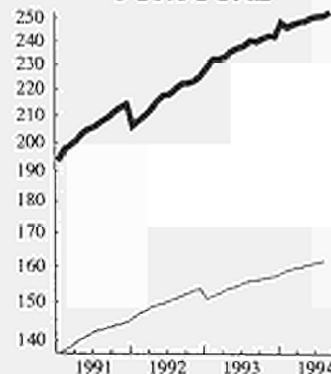
LUXEMBOURG



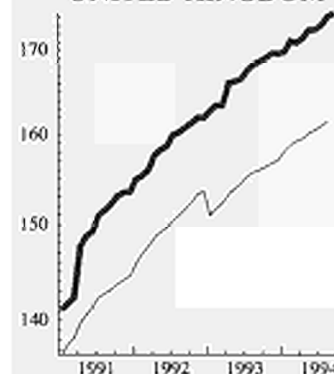
NEDERLAND



PORTUGAL



UNITED KINGDOM



--- EUR 12

## J1

VERBRAUCHERPREISE

CONSUMER PRICES

PRIX A LA CONSOMMATION

Ausgaben für Hotels und Gaststätten

Expenditure in Hotels, Pubs ans Restaurants

Dépenses pour Hôtels, Cafés et Restaurants

	EUR12	BELGIQUE BELGIE	DANMARK	BR DEUTSCH LAND	ELLAS	ESPAÑA	FRANCE	IRELAND	ITALIA	LUXEM- BOURG	NEDER- LAND	PORTU- GAL	UNITED KINGDOM	U.S.A.
Preisindizes					Price Indices					Indices de prix				
					1985 = 100									
1990 O	137.6	122.4	119.9	112.9	244.6	154.8	132.0	127.1	145.4	120.4	110.5	193.8	135.3	123.3
1991 O	149.0	129.3	122.7	117.5	297.7	169.5	138.9	132.3	157.0	127.4	114.0	225.9	150.9	127.4
1992 O	160.0	139.4	126.3	123.1	360.9	185.7	144.9	139.1	168.8	134.3	118.8	252.4	160.9	130.0
1993 O	169.7	146.2	128.8	128.7	431.4	198.4	149.9	145.3	179.1	141.1	123.0	272.1	169.3	132.4
1993 A	168.6	146.2	128.0	128.0	428.6	197.0	149.0	:	177.8	140.6	122.4	270.0	168.2	131.9
1993 M	169.4	146.2	128.0	128.2	436.4	197.5	149.4	144.4	178.6	139.8	123.9	271.6	168.8	132.1
1993 J	169.7	146.9	129.3	129.0	437.0	198.2	149.8	:	177.8	140.1	123.4	272.9	169.5	132.3
1993 J	170.7	148.8	129.3	129.4	438.1	199.0	150.3	:	179.9	140.5	125.6	273.2	170.4	132.5
1993 A	171.2	149.0	129.3	129.4	440.6	199.6	150.6	146.1	180.4	141.3	126.0	276.8	170.9	132.7
1993 S	171.6	147.0	129.3	129.5	445.0	200.3	151.0	:	180.9	142.9	124.3	275.2	171.4	132.9
1993 O	171.8	147.4	130.0	129.6	440.8	200.6	151.4	:	181.6	143.0	124.1	275.6	172.0	133.1
1993 N	171.9	146.6	130.0	129.7	435.2	201.1	151.4	147.2	182.3	143.8	123.3	277.0	172.3	133.3
1993 D	172.8	147.3	130.0	129.8	457.4	201.4	151.5	:	182.6	143.9	122.8	275.6	172.7	133.4
1994 J	173.7	147.2	130.6	130.0	469.5	203.7	151.8	:	183.4	145.3	122.8	279.0	173.0	133.5
1994 F	173.7	147.9	130.6	130.2	454.0	204.4	152.1	150.6	184.1	145.4	124.2	281.9	173.3	133.6
1994 M	174.4	148.3	130.6	130.4	461.6	205.1	152.5	:	184.7	145.4	123.9	282.8	173.7	133.8
1994 A	175.2	149.6	131.3	130.7	475.6	205.1	152.6	:	185.1	147.0	125.3	284.2	174.3	134.1
1994 M	175.8	150.8	132.0	130.9	479.5	206.1	152.9	152.0	185.7	147.1	127.3	284.6	174.7	134.3
1994 J	176.3	151.1	132.0	131.0	483.9	206.3	153.1	:	186.1	147.1	127.0	286.4	175.7	134.5
1994 J	177.2	153.6	131.3	131.2	492.4	206.9	153.4	:	187.1	147.4	129.0	287.6	176.4	140.1
1994 A	177.8	153.5	131.3	131.7	497.3	207.8	153.5	152.8	187.4	147.5	128.8	288.5	177.1	139.8
1994 S	:	152.0	132.0	131.8	501.3	208.6	153.9	:	:	148.2	127.1	289.6	177.6	:

# K

VERBRAUCHERPREISE

CONSUMER PRICES

PRIX A LA CONSOMMATION

Brennstoffe und Energie

Energy Products

Produits énergétiques

	EUR12	BELGIQUE BELGIE	DANMARK	BR DEUTSCH LAND	ELLAS	ESPANA	FRANCE	IRELAND	ITALIA	LUXEM- BOURG	NEDER- LAND	PORTU- GAL	UNITED KINGDOM	U.S.A.	
Preisindizes					Price Indices 1985 = 100										Indices de prix
1990 O	101.4	82.1	116.4	85.5	173.6	99.1	100.0	98.0	116.0	77.6	80.5	135.1	114.8	100.4	
1991 O	108.3	84.5	116.6	91.3	217.2	106.5	102.1	99.4	126.3	77.3	87.8	152.3	123.7	100.7	
1992 O	110.2	83.5	114.6	93.0	256.4	113.8	100.8	97.8	127.4	75.8	87.2	157.1	126.8	101.3	
1993 O	113.1	85.8	113.5	94.2	288.8	119.7	102.8	98.1	133.4	80.7	83.7	165.3	129.9	102.4	
1993 A	113.0	84.6	113.4	94.5	290.0	119.0	101.7	:	132.6	80.3	83.8	161.2	131.2	101.4	
1993 M	113.0	85.0	113.4	94.6	290.4	118.8	101.7	98.3	132.6	80.2	83.8	162.3	130.7	102.7	
1993 J	113.3	84.6	112.7	94.1	287.5	119.7	101.5	:	135.5	80.1	84.1	168.0	131.1	104.7	
1993 J	113.6	83.9	113.4	94.2	288.4	120.1	103.4	:	135.7	80.1	84.1	168.5	130.2	104.0	
1993 A	113.6	85.3	114.7	93.9	289.9	120.3	104.3	98.6	134.8	82.0	83.8	168.6	129.8	103.4	
1993 S	113.6	86.6	113.4	93.4	289.0	120.6	104.5	:	134.6	82.1	83.4	168.6	130.3	103.4	
1993 O	113.9	87.4	114.7	94.3	292.0	120.8	104.6	:	134.8	82.0	83.4	168.6	129.8	103.6	
1993 N	113.9	88.2	114.1	94.2	291.6	121.0	104.7	98.3	135.1	82.8	83.8	168.6	129.5	102.0	
1993 D	114.0	87.4	112.0	94.2	285.2	121.2	104.3	:	134.6	82.7	82.9	168.6	131.7	100.7	
1994 J	115.4	87.4	114.1	96.9	283.7	123.0	104.3	:	138.2	79.9	86.3	170.2	131.2	99.6	
1994 F	115.5	87.4	113.4	97.1	285.0	123.5	104.5	98.0	138.6	79.9	86.3	170.2	130.8	100.3	
1994 M	115.3	87.0	112.7	96.7	282.9	124.1	104.3	:	138.5	79.2	86.4	170.2	130.3	100.2	
1994 A	116.9	87.4	114.7	97.0	291.1	124.3	104.4	:	138.6	79.2	86.8	170.6	136.7	100.3	
1994 M	116.6	87.4	114.7	97.5	241.4	124.7	104.5	98.7	139.1	80.1	86.7	170.6	136.7	101.2	
1994 J	117.4	87.6	114.7	97.3	307.3	125.3	104.4	:	139.3	80.0	87.8	169.7	136.7	103.9	
1994 J	117.3	87.2	114.1	97.0	311.7	125.5	104.2	:	139.3	82.5	86.6	169.6	137.0	105.0	
1994 A	118.3	87.9	114.5	98.2	315.1	125.7	104.7	99.1	140.0	82.0	86.6	169.6	138.8	106.7	
1994 S	:	87.5	113.4	97.1	311.6	126.4	104.4	:	:	82.7	86.5	169.5	138.4	:	

## L

## VERBRAUCHERPREISE

## CONSUMER PRICES

## PRIX A LA CONSOMMATION

## GESAMTINDEX

## GENERAL INDEX

## INDICE GENERAL

	EUR12	B	DK	D	GR	E	F	IRL	I	L	NL	P	UK
Preiseindizes	Price Indices 1985 = 100												
	Indices de prix												
1956 0	14.0	23.4	14.3	36.1	7.8	5.5	12.9	8.9	9.1	27.0	24.3	3.9	12.1
1957 0	15.4	24.2	14.5	36.8	8.0	6.1	13.3	9.3	9.2	28.4	25.2	4.0	12.6
1958 0	15.7	24.5	14.5	37.6	8.1	6.9	15.3	9.7	9.5	28.4	25.6	4.0	13.0
1959 0	15.9	24.8	14.8	38.0	8.3	7.4	16.2	9.7	9.5	28.8	25.8	4.1	13.0
1960 0	16.2	24.9	15.0	38.6	8.4	7.6	16.8	9.8	9.7	28.7	26.4	4.1	13.2
1961 0	16.4	25.1	15.5	39.5	8.5	7.7	17.3	10.1	9.8	28.8	26.8	4.2	13.6
1962 0	17.2	25.3	16.7	41.1	8.5	8.1	18.2	10.5	10.4	29.1	27.5	4.3	14.2
1963 0	18.0	26.0	17.7	42.3	8.8	8.8	19.2	10.7	11.1	29.9	28.4	4.4	14.5
1964 0	18.7	27.1	18.2	43.3	8.8	9.4	19.9	11.5	11.8	30.8	30.0	4.5	15.0
1965 0	19.5	28.2	19.4	44.7	9.1	10.7	20.4	12.0	12.3	31.9	31.4	4.7	15.7
1966 0	20.3	29.4	20.8	46.3	9.6	11.3	21.0	12.4	12.6	32.7	33.2	4.9	16.3
1967 0	20.9	30.2	22.6	47.0	9.7	12.1	21.5	12.8	13.0	33.7	34.3	5.2	16.7
1968 0	21.5	31.0	24.3	47.8	9.7	12.7	22.5	13.4	13.2	34.5	35.7	5.5	17.5
1969 0	22.4	32.0	25.2	48.7	10.0	13.0	24.0	14.4	13.6	35.8	38.3	6.0	18.4
1970 0	23.6	35.1	26.7	50.3	10.3	13.7	25.3	15.6	14.2	37.0	40.0	6.4	19.6
1971 0	25.2	36.8	28.3	53.0	10.6	14.8	26.7	17.0	14.9	38.7	43.0	7.2	21.5
1972 0	26.8	38.9	30.2	55.9	11.1	16.0	28.2	18.4	15.8	40.7	46.4	7.9	23.0
1973 0	29.2	41.3	33.0	59.8	12.8	17.9	30.3	20.5	17.5	43.2	50.2	9.0	25.1
1974 0	33.3	46.6	38.0	64.0	16.2	20.7	34.4	24.0	20.8	47.3	55.1	11.2	29.1
1975 0	37.9	52.3	41.6	67.8	18.4	24.2	38.5	29.0	24.4	52.4	60.6	12.9	36.1
1976 0	42.4	57.1	45.4	70.7	20.8	28.5	42.2	34.3	28.4	57.5	66.1	15.7	42.1
1977 0	47.6	61.1	50.4	73.3	23.4	35.4	46.1	38.9	33.7	61.3	70.3	19.9	48.8
1978 0	52.0	63.9	55.5	75.3	26.3	42.4	50.3	41.9	37.8	63.2	73.3	24.4	52.8
1979 0	57.5	66.7	60.8	78.4	31.3	49.1	55.7	47.4	43.4	66.1	76.5	30.1	59.9
1980 0	65.3	71.2	68.3	82.6	39.1	56.7	63.3	56.1	52.5	70.3	81.8	35.2	70.7
1981 0	73.3	76.6	76.3	87.8	48.7	65.0	71.8	67.5	61.9	76.0	87.2	42.2	79.1
1982 0	81.1	83.3	84.0	92.5	58.9	74.3	80.3	79.1	72.1	83.1	92.2	51.7	85.8
1983 0	88.0	89.7	89.9	95.5	70.8	83.4	88.0	87.3	82.7	90.3	94.8	64.8	89.8
1984 0	94.3	95.4	95.5	97.8	83.8	92.7	94.4	94.9	91.6	96.1	97.8	83.8	94.3
1985 0	100.0	100.0	100.0	100.0	100.0	100.0	100.0	100.0	100.0	100.0	100.0	100.0	100.0
1986 0	103.5	101.3	103.7	99.9	123.1	108.8	102.7	103.8	105.9	100.3	100.2	111.7	103.4
1987 0	106.9	102.9	107.8	100.1	143.2	114.5	105.9	107.1	110.9	100.2	99.8	122.2	107.7
1988 0	110.7	104.1	112.7	101.4	162.6	120.0	108.7	109.4	116.5	101.7	100.7	133.9	113.0
1989 0	116.3	107.3	118.1	104.2	184.9	128.2	112.7	113.9	123.8	105.1	101.7	151.0	121.8
1990 0	122.9	111.0	121.2	107.0	222.6	136.8	116.5	117.6	131.8	109.0	104.2	170.9	133.3
1991 0	129.1	114.6	124.1	110.7	266.0	145.0	120.2	121.3	140.0	112.4	108.3	189.6	141.1
1992 0	134.5	117.4	126.7	115.1	308.1	153.5	123.0	125.1	147.3	115.9	111.7	206.7	146.4
1993 0	139.1	120.6	128.3	119.9	352.6	160.6	125.6	126.9	153.8	120.1	114.6	220.0	148.7

# M

VERBRAUCHERPREISE

CONSUMER PRICES

PRIX A LA CONSOMMATION

GESAMTINDEX

GENERAL INDEX

INDICE GENERAL

	USA	JAP	CH	A	N	S	SF	CAN
			Price Indices					
			1985 = 100					
					Indices de prix			
1956 0	25.3	19.6	34.4	27.9	12.6	15.8	10.8	22.7
1957 0	26.1	20.2	35.0	28.7	16.2	16.5	12.3	23.4
1958 0	26.8	20.2	35.7	29.2	18.3	17.3	13.4	24.1
1959 0	27.1	20.3	35.4	29.6	18.6	17.4	13.6	24.4
1960 0	27.5	20.9	36.0	30.2	18.7	18.1	14.1	24.6
1961 0	27.8	22.1	36.7	31.2	19.2	18.6	14.4	24.9
1962 0	28.1	23.6	38.2	32.6	20.2	19.4	15.0	25.2
1963 0	28.5	25.6	39.5	33.5	20.7	19.9	15.8	25.6
1964 0	28.9	26.5	40.8	34.8	21.9	20.6	17.3	26.1
1965 0	29.3	28.3	42.1	36.5	22.8	21.6	18.2	26.7
1966 0	30.2	29.8	44.1	37.3	23.5	23.0	18.9	27.7
1967 0	31.0	30.9	45.9	38.8	24.6	24.0	19.9	28.7
1968 0	32.3	32.6	47.0	39.8	25.5	24.5	21.6	29.9
1969 0	34.1	34.3	48.2	41.1	26.2	25.2	22.1	31.2
1970 0	36.1	36.9	50.0	42.8	29.0	26.9	22.7	32.2
1971 0	37.6	39.3	53.2	44.9	30.9	28.9	24.2	33.2
1972 0	38.9	41.2	56.8	47.7	33.0	30.6	25.9	34.8
1973 0	41.3	46.0	61.8	51.3	35.5	32.7	29.0	37.4
1974 0	45.9	56.6	67.7	56.2	38.9	36.0	34.0	41.5
1975 0	50.0	63.3	72.3	61.0	43.4	39.5	40.1	46.0
1976 0	52.9	69.3	73.6	65.4	47.4	43.6	45.8	49.5
1977 0	56.4	74.9	74.7	69.0	51.6	48.5	51.6	53.4
1978 0	60.7	78.1	75.3	71.5	55.9	53.4	55.5	58.1
1979 0	67.5	81.0	78.0	74.1	58.6	57.3	59.5	63.4
1980 0	76.6	87.3	81.1	78.8	64.9	65.0	66.5	69.9
1981 0	84.5	91.5	86.4	84.2	73.8	72.9	74.4	78.6
1982 0	89.7	94.1	91.3	88.8	82.1	79.2	81.5	87.1
1983 0	92.6	95.8	94.0	91.7	89.1	86.2	88.2	92.1
1984 0	96.6	98.0	96.7	96.9	94.6	93.1	94.5	96.2
1985 0	100.0	100.0	100.0	100.0	100.0	100.0	100.0	100.0
1986 0	101.9	100.7	100.7	101.7	107.2	104.2	103.6	104.2
1987 0	105.7	100.7	102.2	103.1	116.5	108.6	107.2	108.7
1988 0	110.0	101.4	104.1	105.1	124.4	114.9	112.6	113.1
1989 0	115.3	103.7	107.4	107.8	130.0	122.3	120.0	118.7
1990 0	121.5	106.9	113.2	111.3	135.4	135.1	127.4	124.4
1991 0	126.6	110.4	119.8	115.1	140.0	147.8	132.8	131.4
1992 0	130.5	112.3	124.6	119.7	143.3	151.1	136.7	133.4
1993 0	134.3	113.8	128.7	124.0	146.5	158.2	139.7	135.8

# EXPLANATORY NOTES

## METHODOLOGY

The consumer price indices given here are the national indices which have different names in each country. As far as trends are concerned, the general index published by EUROSTAT always corresponds to the general index published by the country. The component items of this general index are groups of national indices aggregated according to a harmonized classification conforming to the ESA (European System of Integrated Economic Accounts). For these groups, the price trends correspond to the trends noted by the national indices for the same classification field. The field covered by the general index varies according to country; as regards the population concerned (specific income bracket, certain socio-professional categories or total households), the geographical areas used (capital, urban areas, country as a whole, etc.) or differences in treatments of expenditure on rent, health care, etc... Finally, there is no uniform method for seasonal adjustments. A fixed system is used in some countries, whereas in others a chain system is used (variable weightings). The reference years used at national level for the indices vary according to country. For ease of comparison, EUROSTAT has chosen 1985 as the common year for the presentation of these indices.

## THE CALCULATION OF THE EUR-12 INDEX

The EUR-12 index as calculated by EUROSTAT is a weighted average of national price indices. The weight used is the proportion of each country in the final consumption of households for EUR-12. The values of this consumption in national currency are converted into purchasing power standard (PPS); for this purpose the purchasing power parities of the G.D.P. are used. Up to 1987 purchasing power parities are those which result from the 1980 enquiry, from 1988 onwards they are those from the 1985 enquiry. The index calculated is a chain index of the "Laspeyres" type with weights changing each year. However, the weights are lagged by three years since the national accounts data needed become available only after three years. For example: the weights used for 1991 are those of 1988, for 1990 those of 1987. Moreover, national accounts data are often revised leading to revisions of the consumption weights. In order to avoid continuous modifications in the EUR-12 index for previous periods, EUROSTAT has decided to "freeze" the weights which are used. Thus the EUR-12 index will not be affected by revisions of the national accounts. However when Member States carry out major revisions in the price series for past years, EUR-12 data will be calculated using these new series.


*Sources*

<b>DEUTSCHLAND</b>	Preise und Preisindizes für die Lebenshaltung STATISTISCHES BUNDESAMT - WIESBADEN/DEUTSCHLAND
<b>FRANCE</b>	Indices des prix à la consommation Bulletin mensuel de statistiques INSEE - PARIS/FRANCE
<b>ITALIA</b>	Indici dei prezzi al consumo ISTAT - ROMA/ITALIA
<b>NEDERLAND</b>	Maandstatistiek van de prijzen C.B.S. - VOORBURG/NEDERLAND
<b>BELGIQUE</b>	Index van de consumptie prijzen Dienst voor het indexcijfer MINISTERIE VAN ECONOMISCHE ZAKEN - BRUSSEL/BELGIE
<b>LUXEMBOURG</b>	Indice des prix à la consommation INDICATEURS RAPIDES STATEC - LUXEMBOURG
<b>UNITED KINGDOM</b>	Retail price index DEPARTEMENT OF EMPLOYMENT - LONDON - UK
<b>IRELAND</b>	Consumer Price Index CENTRAL STATISTICAL OFFICE - DUBLIN/IRELAND
<b>DANMARK</b>	Forbrugerprisindexet Prisstatistik DANMARKS STATISTIK - KOBENHAVN/DANMARK
<b>ESPANA</b>	Indice de precios de consumo INSTITUTO NACIONAL DE ESTADISTICA - MADRID - ESPAÑA
<b>PORTUGAL</b>	Indice de precios no consumidor INSTITUTO NACIONAL DE ESTADISTICA - LISBOA - PORTUGAL
<b>GREECE</b>	Consumer price index NATIONAL STATISTICAL OFFICE OF GREECE - ATHENS - GREECE
<b>SCHWEIZ</b>	Landesindex der Konsumentenpreise BUNDESAMT FUER GEWERBE,INDUSTRIE UND ARBEIT - BERN - SCHWEIZ
<b>OESTERREICH</b>	Index der Verbraucherpreise OESTERREICHISCHES STATISTISCHES ZENTRALAMT -WIEN OESTERREICH
<b>NORWAY</b>	Konsumprisindexen STATISTIK MANEDSHEFTE STATISTIK SENTRALBYRA - OSLO - NORGE
<b>SWEDEN</b>	Konsumpriserna: STATISTISKA MEDELLAN STATISTISKA CENTRALBYRAN - STOCKHOLM/SVERIGE
<b>FINLAND</b>	Consumer price index - MONTHLY BULLETIN CENTRAL STATISTICAL OFFICE OF FINLAND - HELSINKI/FINLAND
<b>U.S.A.</b>	Consumer price index - CPI-U U.S. City - Average for all urban consumers U.S. BUREAU OF LABOR - WASHINGTON - U.S.A.
<b>CANADA</b>	The consumer price index STATISTICS CANADA - OTTAWA/CANADA
<b>JAPAN</b>	Consumer price index STATISTICS BUREAU MANAGEMENT AND COORDINATION AGENCY - TOKYO/JAPAN









**Venta y suscripciones • Salg og abonnement • Verkauf und Abonnement • Πωλήσεις και συνδρομές**  
**Sales and subscriptions • Vente et abonnements • Vendita e abbonamenti**  
**Verkoop en abonnementen • Venda e assinaturas**

**BELGIQUE / BELGIE**

**Moniteur belge / Belgisch staatsblad**

Rue de Louvain 42 / Leuvenseweg 42  
 1000 Bruxelles / 1000 Brussel  
 Tél. (02) 512 00 26  
 Fax (02) 511 01 84

**Jean De Lannoy**

Avenue du Roi 202 / Koningslaan 202  
 1060 Bruxelles / 1060 Brussel  
 Tél. (02) 538 51 69  
 Télex 63220 UNBOOK B  
 Fax (02) 538 08 41

Autres distributeurs/  
 Overige verkooppunten:

**Librairie européenne/  
 Europese boekhandel**

Rue de la Loi 244/Wetstraat 244  
 1040 Bruxelles / 1040 Brussel  
 Tél. (02) 231 04 35  
 Fax (02) 735 08 60

**DANMARK**

**J. H. Schultz Information A/S**

Herstedvang 10-12  
 2620 Albertslund  
 Tlf. 43 63 23 00  
 Fax (Sales) 43 63 19 69  
 Fax (Management) 43 63 19 49

**DEUTSCHLAND**

**Bundesanzeiger Verlag**

Breite Straße 78-80  
 Postfach 10 05 34  
 50445 Köln  
 Tel. (02 21) 20 29-0  
 Fax (02 21) 202 92 78

**GREECE/ΕΛΛΑΔΑ**

**G.C. Eleftheroudakis SA**

International Bookstore  
 Nikis Street 4  
 10563 Athens  
 Tel. (01) 322 63 23  
 Telex 219410 ELEF  
 Fax 323 98 21

**ESPAÑA**

**Boletín Oficial del Estado**

Trafalgar, 27-29  
 28071 Madrid  
 Tel. (91) 538 22 95  
 Fax (91) 538 23 49

**Mundi-Prensa Libros, SA**

Castelló, 37  
 28001 Madrid  
 Tel. (91) 431 33 99 (Libros)  
 431 32 22 (Suscripciones)  
 435 36 37 (Dirección)

Télex 49370-MPLI-E  
 Fax (91) 575 39 98

Sucursal:

**Libreria Internacional AEDOS**

Consejo de Ciento, 391  
 08009 Barcelona  
 Tel. (93) 488 34 92  
 Fax (93) 487 76 59

**Libreria de la Generalitat  
 de Catalunya**

Rambla dels Estudis, 118 (Palau Moja)  
 08002 Barcelona  
 Tel. (93) 302 68 35  
 Tel. (93) 302 64 62  
 Fax (93) 302 12 99

**FRANCE**

**Journal officiel  
 Service des publications  
 des Communautés européennes**

26, rue Desaix  
 75727 Paris Cedex 15  
 Tél. (1) 40 58 77 01/31  
 Fax (1) 40 58 77 00

**IRELAND**

**Government Supplies Agency**

4-5 Harcourt Road  
 Dublin 2  
 Tel. (1) 66 13 111  
 Fax (1) 47 80 645

**ITALIA**

**Licosa SpA**

Via Duca di Calabria 1/1  
 Casella postale 552  
 50125 Firenze  
 Tel. (055) 64 54 15  
 Fax 64 12 57  
 Telex 570466 LICOSA I

**GRAND-DUCHÉ DE LUXEMBOURG**

**Messageries du livre**

5, rue Raiffeisen  
 2411 Luxembourg  
 Tél. 40 10 20  
 Fax 49 06 61

**NEDERLAND**

**SDU Overheidsinformatie**

Externe Fondsen  
 Postbus 20014  
 2500 EA s-Gravenhage  
 Tel. (070) 37 89 880  
 Fax (070) 37 89 783

**PORTUGAL**

**Imprensa Nacional**

Casa da Moeda, EP  
 Rua D. Francisco Manuel de Melo, 5  
 1092 Lisboa Codex  
 Tel. (01) 387 30 02/385 83 25  
 Fax (01) 384 01 32

**Distribuidora de Livros  
 Bertrand, Ld.ª**

**Grupo Bertrand, SA**

Rua das Terras dos Vales, 4-A  
 Apartado 37  
 2700 Amadora Codex  
 Tel. (01) 49 59 050  
 Telex 15798 BERDIS  
 Fax 49 60 255

**UNITED KINGDOM**

**HMSO Books (Agency section)**

HMSO Publications Centre  
 51 Nine Elms Lane  
 London SW8 5DR  
 Tel. (071) 873 9090  
 Fax 873 8463  
 Telex 29 71 138

**ÖSTERREICH**

**Manz'sche Verlags-  
 und Universitätsbuchhandlung**

Kohlmarkt 16  
 1014 Wien  
 Tel. (1) 531 610  
 Telex 112 500 BOX A  
 Fax (1) 531 61-181

**SUOMI/FINLAND**

**Akateeminen Kirjakauppa**

Keskuskatu 1  
 PO Box 218  
 00381 Helsinki  
 Tel. (0) 121 41  
 Fax (0) 121 44 41

**NORGE**

**Narvesen Info Center**

Bertrand Narvesens vei 2  
 PO Box 6125 Etterstad  
 0602 Oslo 6  
 Tel. (22) 57 33 00  
 Telex 79668 NIC N  
 Fax (22) 68 19 01

**SVERIGE**

**BTJ AB**

Traktorvgen 13  
 22100 Lund  
 Tel. (046) 18 00 00  
 Fax (046) 18 01 25  
 30 79 47

**ICELAND**

**BOKABUD  
 LARUSAR BLÖNDAL**

Skólavörðustíg, 2  
 101 Reykjavík  
 Tel. 11 56 50  
 Fax 12 55 60

**SCHWEIZ / SUISSE / SVIZZERA**

**OSEC**

Stampfenbachstraße 85  
 8035 Zürich  
 Tel. (01) 365 54 49  
 Fax (01) 365 54 11

**BÄLGARIJA**

**Europress Klassica BK  
 Ltd**

66, bd Vitoshia  
 1463 Sofia  
 Tel./Fax 2 52 74 75

**ČESKÁ REPUBLIKA**

**NIS ČR**

Havelkova 22  
 130 00 Praha 3  
 Tel. (2) 24 22 94 33  
 Fax (2) 24 22 14 84

**HRVATSKA**

**Mediatrade**

P. Hatza 1  
 4100 Zagreb  
 Tel. (041) 430 392

**MAGYARORSZÁG**

**Euro-Info-Service**

Honvéd Europa Ház  
 Margitsziget  
 1138 Budapest  
 Tel./Fax 1 111 60 61  
 1 111 62 16

**POLSKA**

**Business Foundation**

ul. Krucza 38/42  
 00-512 Warszawa  
 Tel. (2) 621 99 93, 628-28-82  
 International Fax&Phone  
 (0-39) 12-00-77

**ROMÂNIA**

**Euromedia**

65, Strada Dionisie Lupu  
 70184 Bucuresti  
 Tel./Fax 1-31 29 646

**RUSSIA**

**CCEC**

9,60-Ietiya Oktyabrya Avenue  
 117312 Moscow  
 Tel./Fax (095) 135 52 27

**SLOVAKIA**

**Slovak Technical  
 Library**

Nm. slobody 19  
 812 23 Bratislava 1  
 Tel. (7) 5220 452  
 Fax : (7) 5295 785

**CYPRUS**

**Cyprus Chamber of Commerce and  
 Industry**

Chamber Building  
 38 Grivas Dhigenis Ave  
 3 Deligiorgis Street  
 PO Box 1455  
 Nicosia  
 Tel. (2) 449500/462312  
 Fax (2) 458630

**MALTA**

**Miller distributors Ltd**

PO Box 25  
 Malta International Airport  
 LQA 05 Malta  
 Tel. 66 44 88  
 Fax 67 67 99

**TÜRKIYE**

**Pres AS**

İstiklal Caddesi 469  
 80050 Tünel-Istanbul  
 Tel. 0(212) 252 81 41 - 251 91 96  
 Fax 0(212) 251 91 97

**ISRAEL**

**ROY International**

PO Box 13056  
 41 Mishmar Hayarden Street  
 Tel Aviv 61130  
 Tel. 3 496 108  
 Fax 3 648 60 39

**EGYPT/  
 MIDDLE EAST**

**Middle East Observer**

41 Sherif St.  
 Cairo  
 Tel/Fax 39 39 732

**UNITED STATES OF AMERICA /  
 CANADA**

**UNIPUB**

4611-F Assembly Drive  
 Lanham, MD 20706-4391  
 Tel. Toll Free (800) 274 4888  
 Fax (301) 459 0056

**CANADA**

Subscriptions only  
 Uniquement abonnements

**Renouf Publishing Co. Ltd**

1294 Algoma Road  
 Ottawa, Ontario K1B 3W8  
 Tel. (613) 741 43 33  
 Fax (613) 741 54 39  
 Telex 0534783

**AUSTRALIA**

**Hunter Publications**

58A Gipps Street  
 Collingwood  
 Victoria 3066  
 Tel. (3) 417 5361  
 Fax (3) 419 7154

**JAPAN**

**Kinokuniya Company Ltd**

17-7 Shinjuku 3-Chome  
 Shinjuku-ku  
 Tokyo 160-91  
 Tel. (03) 3439-0121

**Journal Department**

PO Box 55 Chitose  
 Tokyo 156  
 Tel. (03) 3439-0124

**SOUTH-EAST ASIA**

**Legal Library Services Ltd**

Orchard  
 PO Box 05523  
 Singapore 9123  
 Tel. 73 04 24 1  
 Fax 24 32 47 9

**SOUTH AFRICA**

**Safto**

5th Floor, Export House  
 Cnr Maude & West Streets  
 Sandton 2146  
 Tel. (011) 883-3737  
 Fax (011) 883-6569

**AUTRES PAYS  
 OTHER COUNTRIES  
 ANDERE LÄNDER**

**Office des publications officielles  
 des Communautés européennes**

2, rue Mercier  
 2985 Luxembourg  
 Tél. 499 28-1  
 Télex PUBOF LU 1324 b  
 Fax 48 85 73/48 68 17

Price (excl. VAT) in Luxembourg: Single copy ECU 8 • Subscription ECU 73



OFICINA DE PUBLICACIONES OFICIALES DE LAS COMUNIDADES EUROPEAS  
KONTORET FOR DE EUROPÆISKE FÆLLESSKABERS OFFICIELLE PUBLIKATIONER  
AMT FÜR AMTLICHE VERÖFFENTLICHUNGEN DER EUROPÄISCHEN GEMEINSCHAFTEN  
ΥΠΗΡΕΣΙΑ ΕΠΙΣΗΜΩΝ ΕΚΔΟΣΕΩΝ ΤΩΝ ΕΥΡΩΠΑΪΚΩΝ ΚΟΙΝΟΤΗΤΩΝ  
OFFICE FOR OFFICIAL PUBLICATIONS OF THE EUROPEAN COMMUNITIES  
OFFICE DES PUBLICATIONS OFFICIELLES DES COMMUNAUTÉS EUROPÉENNES  
UFFICIO DELLE PUBBLICAZIONI UFFICIALI DELLE COMUNITÀ EUROPEE  
BUREAU VOOR OFFICIËLE PUBLIKATIES DER EUROPESE GEMEENSCHAPPEN  
SERVIÇO DAS PUBLICAÇÕES OFICIAIS DAS COMUNIDADES EUROPEIAS



L - 2985 Luxembourg

CA-CB-94-S01-EN-C