

Consumer price index

Supplement 1 □ 1995 Monthly

CONSUMER PRICE INDICES

This bulletin contains consumer price indices for the following series on the base 1985 = 100. It covers the period from October 1993 to March 1995.

CONTENTS		PAGE
00	Relative part in % of each group in the weights	3
A.	Consumer Prices - General index.	4- 5
B.	Food (excl. drinks and meals out)	6- 7
B.1	Bread and cereals	8
B.2	Meat	9
B.3	Dairy products, eggs, oils and fats	10
B.4	Fruit, vegetables, potatoes	11
C.	Drinks (home consumption) and tobacco	12-13
C.1	Drinks (home consumption)	14
C.2	Tobacco	15
D.	Clothing and footwear (incl.repairs)	16-17
D.1	Clothing (incl.repairs)	18
D.2	Footwear (incl. repairs)	19
E.	Rent, heating and lighting	20-21
E.1	Rents and water charges	22
F.	Household goods and services	24-25
F.1	Furniture, floorcoverings, household textiles	26
F.2	Household appliances, utensils and services	27
G.	Transport and communications	28-29
G.1	Private transport	30
G.2	Public transport	31
G.3	Communications	32
H.	Recreation and education, etc	34-35
H.1	Recreational goods	36
H.2	Recreational services	37
H.3	Books, newspapers and magazines	38
J.	Other goods and services	40-41
J.1	Expenditure in hotels, pubs and restaurants	42
K.	Energy products	43
L.	Historical series 1956-1994: EC-countries	44
M.	Historical series 1956-1994: Non EC-countries	45
N.	Methodology	46
	TABLE OF SOURCES	47



OFICINA ESTADÍSTICA DE LAS COMUNIDADES EUROPEAS
DE EUROPÆISKE FÆLLESSKABERS STATISTISKE KONTOR
STATISTISCHES AMT DER EUROPÄISCHEN GEMEINSCHAFTEN
ΣΤΑΤΙΣΤΙΚΗ ΥΠΗΡΕΣΙΑ ΤΩΝ ΕΥΡΩΠΑΪΚΩΝ ΚΟΙΝΟΤΗΤΩΝ
STATISTICAL OFFICE OF THE EUROPEAN COMMUNITIES
OFFICE STATISTIQUE DES COMMUNAUTÉS EUROPÉENNES
ISTITUTO STATISTICO DELLE COMUNITÀ EUROPEE
BUREAU VOOR DE STATISTIEK DER EUROPESE GEMEENSCHAPPEN
SERVIÇO DE ESTATÍSTICA DAS COMUNIDADES EUROPEIAS

L-2920 Luxembourg — Tél. 43 01-1 — Télex COMEUR LU 3423
B-1049 Bruxelles, rue de la Loi 200 — Tél. 299 11 11

The information included in this bulletin has been taken from the Cronos databank, which is accessible via the different host companies. For all information about these host companies contact Eurostat in Luxembourg, tel. 4301-34567, fax 436404.

To obtain specifications of the principal characteristics of the series contained in this bulletin contact Luxembourg:

Mr Nijenhuis,

tel. 4301-33202

fax 4301-33989

RELATIVE PART IN % OF EACH GROUP IN THE WEIGHT

		B	DK	D	GR	SP	F	IRL	I	L	NL	P	UK		
I A	FOOD PRODUCTS	16.5	14.5	17.8	29.0	26.2	17.5	21.2	19.6	18.4	14.9	39.2	13.2	FOOD PRODUCTS	I A
I B	DRINKS and TOBACCO	3.6	6.6	5.2	3.9	3.2	4.6	16.1	*3.2	**2.1	3.1	4.1	7.2	DRINKS and TOBACCO	I B
II	CLOTHING and FOOTWEAR	8.6	5.7	7.0	14.3	11.5	7.4	6.8	10.8	13.1	7.2	9.4	5.8	CLOTHING and FOOTWEAR	II
III	RENT,FUEL and POWER	19.4	28.5	25.0	11.4	10.3	10.9	13.1	7.6	13.7	26.1	*11.8	20.3	RENT,FUEL and POWER	III
IV	HOUSEHOLD GOODS + SERVICES	7.9	6.5	7.2	8.0	6.7	8.4	6.2	10.6	10.1	8.0	7.7	7.7	HOUSEHOLD GOODS + SERVICES	IV
V	HEALTH COSTS	4.9	1.8	4.1	7.8	3.1	9.1	2.6	6.7	8.2	0.6	3.0	1.8	HEALTH COSTS	V
VI	TRANSPORT and COMMUNICATIONS	16.5	17.1	14.4	13.7	16.5	19.3	15.2	13.5	14.9	14.4	16.1	17.9	TRANSPORT and COMMUNICATIONS	VI
VII	RECREATION and EDUCATION	8.3	9.5	8.4	9.4	7.3	8.2	6.0	10.0	8.0	10.7	3.9	9.0	RECREATION and EDUCATION	VII
VIII	OTHER GOODS and SERVICES	14.3	9.8	10.9	2.5	15.3	14.6	12.8	18.0	11.5	15.0	4.9	17.1	OTHER GOODS and SERVICES	VIII
GENERAL INDEX		100.0	100.0	100.0	100.0	100.0	100.0	100.0	100.0	100.0	100.0	100.0	100.0	GENERAL INDEX	
Reference YEAR		1987/88	1991	1985	1988	1991	1993	1989	1989/90	1987	1985	1989/90	1993	Reference YEAR	

* Excluding tobacco

** Excluding alcoholic drinks and tobacco

* Rents included but not published

A

VERBRAUCHERPREISE

CONSUMER PRICES

PRIX A LA CONSOMMATION

Gesamtindex

General Index

Indice général

	EUR12	BELGIQUE BELGIE	DANMARK	BR DEUTSCH LAND	ELLAS	ESPAÑA	FRANCE	IRELAND	ITALIA (1)	LUXEM- BOURG	NEDER- LAND	PORTU- GAL	UNITED KINGDOM	U.S.A.	CANADA	JAPAN
Presindizes				Price Indices 1985 = 100					Indices de prix							
1991 O	129.1	114.6	124.1	110.7	266.0	145.0	120.2	121.3	140.0	112.4	108.3	189.6	141.1	126.6	131.4	110.4
1992 O	134.5	117.4	126.7	115.1	308.1	153.5	123.0	125.1	147.3	115.9	111.7	206.7	146.4	130.5	133.4	112.3
1993 O	139.1	120.6	128.3	119.9	352.6	160.6	125.6	126.9	153.8	120.1	114.6	220.0	148.7	134.3	135.8	113.8
1994 O	143.5	123.5	130.9	123.5	391.1	168.1	127.8	129.8	160.0	122.7	117.8	231.5	152.4	137.8	136.1	114.6
1993 O	140.4	121.4	129.2	120.6	365.4	163.0	126.4	:	155.8	121.1	116.0	223.4	149.9	135.5	136.3	114.4
1993 N	140.6	121.5	129.4	120.9	368.3	163.3	126.5	127.7	156.3	121.5	116.0	225.0	149.7	135.6	136.9	113.8
1993 D	140.8	121.7	129.1	121.1	371.9	164.1	126.4	:	156.5	121.6	115.5	225.6	150.0	135.6	136.7	113.9
1994 J	141.4	122.2	129.1	122.2	369.3	165.6	126.6	:	157.4	121.6	115.9	227.4	149.4	136.0	136.7	114.0
1994 F	141.9	122.6	129.6	122.6	370.1	165.7	126.9	128.5	157.9	122.0	116.6	228.8	150.2	136.4	135.7	114.0
1994 M	142.3	122.6	129.8	122.8	381.0	166.2	127.2	:	158.4	121.9	117.3	229.3	150.6	136.9	135.5	114.6
1994 A	142.9	122.8	130.3	123.1	386.8	167.0	127.5	:	158.7	122.0	117.5	230.6	152.4	137.1	135.6	114.8
1994 M	143.3	123.2	130.9	123.4	389.9	167.3	127.8	129.5	159.4	122.3	117.6	231.1	153.0	137.2	135.3	114.9
1994 J	143.5	123.4	131.1	123.6	393.7	167.4	127.8	:	159.7	122.3	117.3	231.5	153.0	137.6	135.6	114.4
1994 J	143.5	124.2	130.8	123.7	387.3	168.0	127.8	:	160.1	122.8	117.7	231.9	152.2	138.0	136.1	113.9
1994 A	143.9	124.4	131.3	123.8	388.5	169.3	127.8	130.5	160.4	123.0	118.2	232.2	153.0	138.6	136.2	114.4
1994 S	144.3	124.2	131.4	123.9	401.1	169.7	128.1	:	160.9	123.4	119.2	232.7	153.3	138.9	136.3	114.8
1994 O	144.6	123.9	131.7	124.0	406.0	170.0	128.5	:	161.7	123.6	119.3	233.6	153.5	139.0	136.1	115.3
1994 N	144.8	123.9	132.0	124.2	407.3	170.3	128.5	130.7	162.4	123.9	119.0	234.0	153.6	139.2	136.8	115.0
1994 D	145.1	124.0	132.0	124.4	411.9	171.1	128.3	:	162.8	124.1	118.5	234.7	154.3	139.2	137.0	114.7
1995 J	145.8	124.5	132.1	125.0	410.2	172.9	128.7	:	163.4	124.5	118.8	237.5	154.3	139.8	137.6	114.7
1995 F	146.7	124.8	132.7	125.5	408.5	173.7	129.2	131.8	164.8	124.7	119.4	239.2	155.3	140.3	138.2	114.2
1995 M	147.5	124.7	133.1	125.6	420.2	174.8	129.5	:	166.1	124.8	120.0	239.6	155.9	140.8	138.5	114.2

1) starting from February 1 - 1992 tobacco products are excluded from the index of Italy

1) A partir du 1 février 1992 les produits du tabac sont exclus de l'indice italien

2) Starting from January 1 - 1991 tobacco products are excluded from the index for Luxembourg

2) A partir du 1 janvier 1991 les produits du tabac sont exclus de l'indice luxembourgeois

1) Ab 1. Februar 1992 ohne Tabakerzeugnisse für Italien

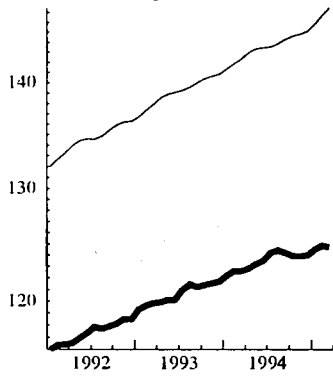
2) Ab 1. Januar 1991 ohne Tabakerzeugnisse für Luxemburg

VERBRAUCHERPREISE
GESAMTINDEX

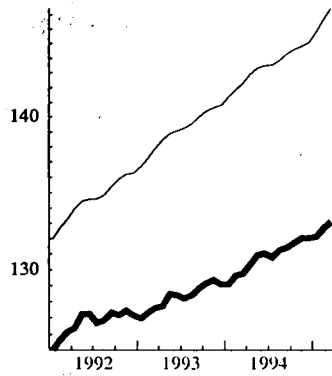
CONSUMER PRICES
GENERAL INDEX
1985 = 100

PRIX A LA CONSOMMATION
INDICE GENERAL

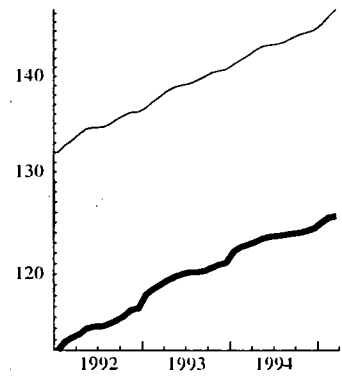
BELGIQUE - BELGIE



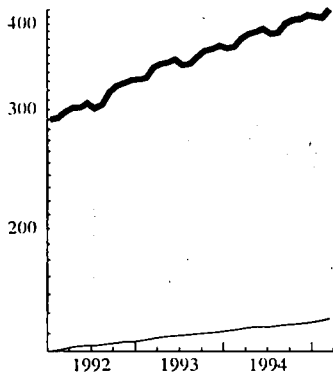
DANMARK



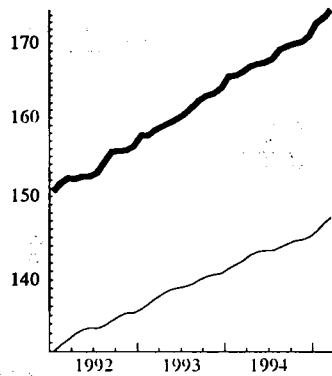
BR DEUTSCHLAND



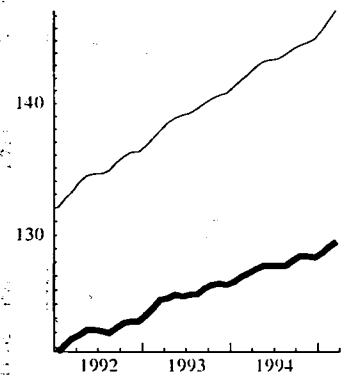
ELLADA



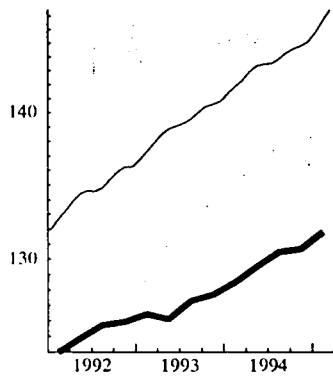
ESPAÑA



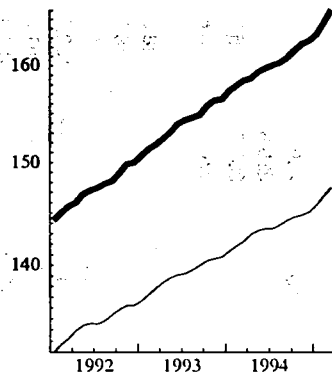
FRANCE



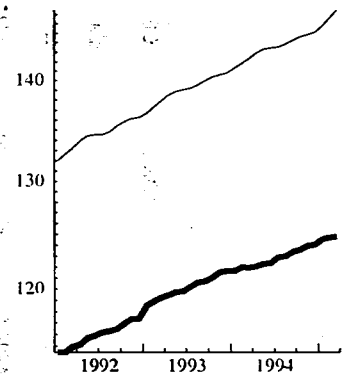
IRELAND



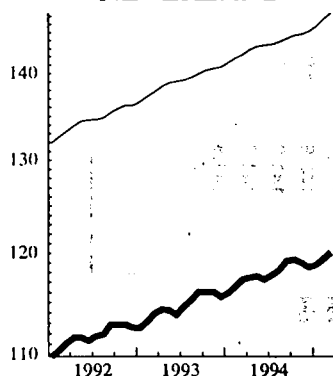
ITALIA



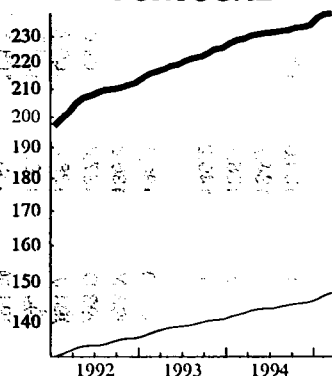
LUXEMBOURG



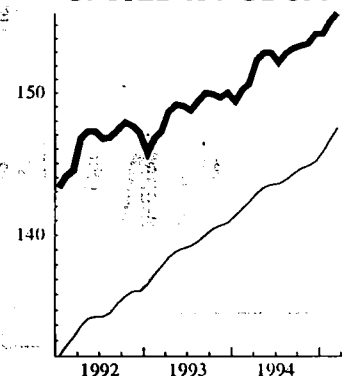
NEDERLAND



PORTUGAL



UNITED KINGDOM



--- EUR 12

B

VERBRAUCHERPREISE

CONSUMER PRICES

PRIX A LA CONSOMMATION

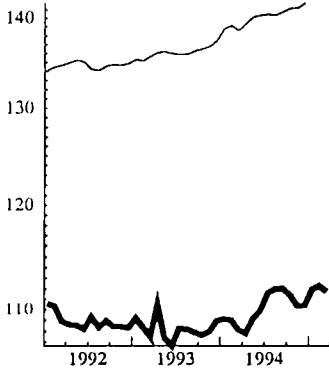
Nahrungsmittel (ohne Gaststättenverzehr)

Food (Excl. Drinks and Meals out)

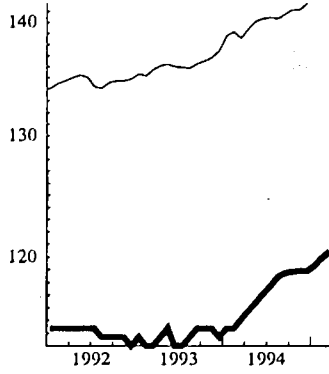
Produits alimentaires(sans boissons et repas à l'extérieur)

	EUR12	BELGIQUE BELGIE	DANMARK	BR DEUTSCH LAND	ELLAS	ESPANA	FRANCE	IRELAND	ITALIA	LUXEM- BOURG	NEDER- LAND	PORTU- GAL	UNITED KINGDOM	U.S.A.
Preisindizes					Price Indices 1985 = 100						Indices de prix			
1991 O	130.6	109.4	112.1	108.2	259.3	141.2	119.3	117.7	140.2	112.1	103.7	176.4	132.1	130.8
1992 O	134.7	108.9	114.0	110.8	295.8	145.5	119.6	119.1	148.2	112.5	105.6	183.9	135.0	131.3
1993 O	136.1	108.2	113.7	111.5	333.3	145.7	119.4	118.8	150.2	111.7	105.3	185.5	137.3	134.5
1994 O	140.2	110.1	117.1	113.2	376.3	153.8	121.2	122.9	155.5	114.0	107.2	192.4	138.9	138.3
1993 O	136.5	107.7	114.4	110.5	341.4	148.3	118.9	:	151.6	111.6	105.5	187.3	136.8	135.1
1993 N	136.8	108.0	114.4	110.9	347.6	148.6	119.5	120.2	151.8	111.8	105.3	189.0	135.9	135.5
1993 D	137.4	109.0	113.7	111.3	355.0	151.1	119.1	:	152.2	112.0	105.4	190.1	136.2	136.6
1994 J	138.8	109.1	114.4	111.6	358.0	152.3	123.2	:	152.9	112.3	105.1	191.4	136.8	138.0
1994 F	139.2	109.0	114.4	112.4	358.4	151.2	123.8	120.9	153.3	112.4	105.7	191.5	137.7	136.9
1994 M	138.6	108.1	115.1	112.5	363.1	151.4	119.4	:	153.6	112.4	106.7	190.8	138.5	137.1
1994 A	139.4	107.8	115.7	113.5	372.6	152.5	120.4	:	153.9	112.7	106.5	192.5	138.8	137.2
1994 M	140.1	109.1	116.4	114.4	373.2	152.0	121.4	123.7	154.2	112.9	106.9	193.0	140.2	137.2
1994 J	140.4	109.9	117.1	114.8	376.2	151.6	121.0	:	155.1	113.1	107.8	192.8	140.1	137.1
1994 J	140.5	111.6	117.8	114.4	373.6	153.5	120.7	:	155.5	113.8	107.7	193.0	139.3	138.2
1994 A	140.4	112.0	118.4	113.4	374.1	155.1	119.8	123.8	155.7	114.8	107.5	193.1	139.7	138.9
1994 S	140.8	112.0	118.8	113.0	381.5	156.0	120.7	:	156.7	115.4	108.2	192.5	138.5	139.2
1994 O	141.2	111.4	118.9	112.8	388.4	155.8	121.9	:	157.8	115.8	108.6	192.2	138.3	139.0
1994 N	141.2	110.4	118.9	112.4	393.2	156.3	121.1	123.0	158.4	116.1	107.8	192.2	138.7	139.3
1994 D	141.8	110.5	118.9	112.7	403.0	158.0	120.4	:	159.4	116.3	107.6	193.9	139.7	141.4
1995 J	:	111.9	119.3	113.9	409.2	159.2	121.9	:	160.4	116.7	107.9	197.9	141.2	142.2
1995 F	:	112.3	119.9	114.8	408.0	160.0	121.8	125.7	:	117.2	108.4	198.7	142.1	141.9
1995 M	:	111.7	120.4	114.8	408.0	161.6	122.1	:	:	117.1	108.9	200.1	143.1	:

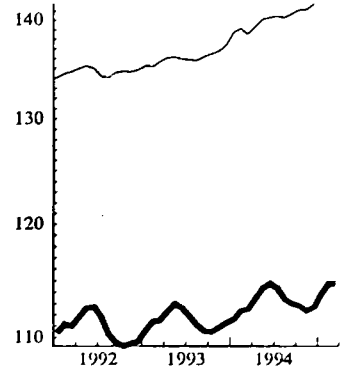
BELGIQUE - BELGIE



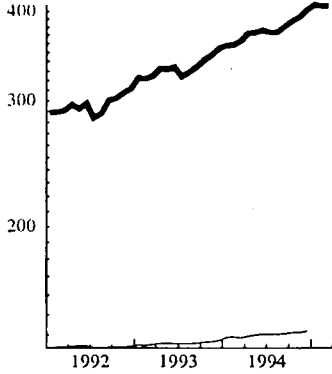
DANMARK



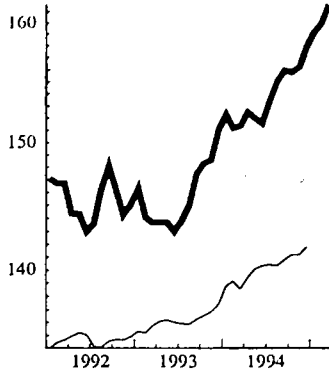
BR DEUTSCHLAND



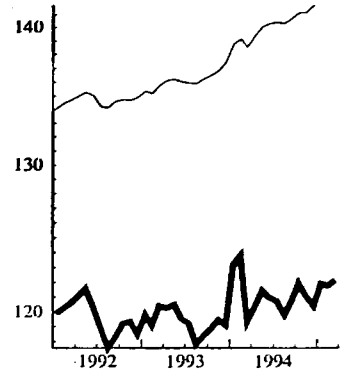
ELLADA



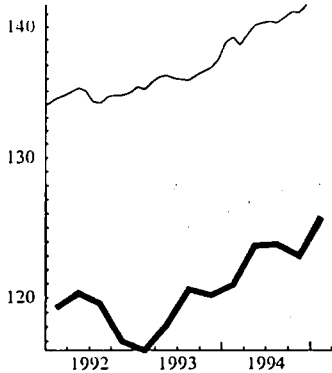
ESPAÑA



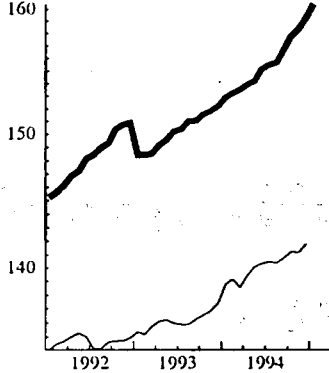
FRANCE



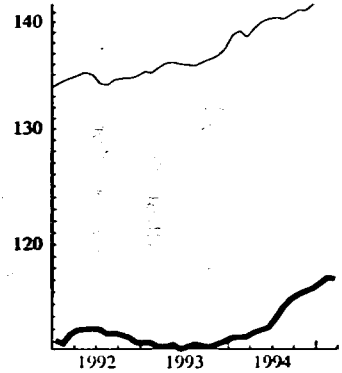
IRELAND



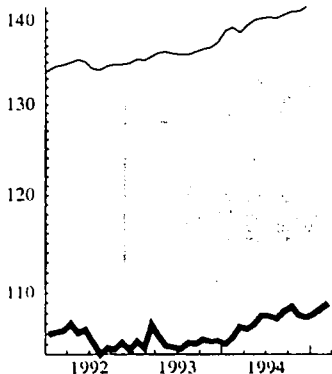
ITALIA



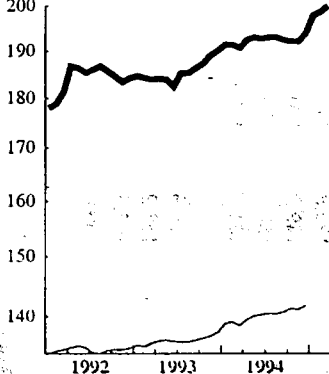
LUXEMBOURG



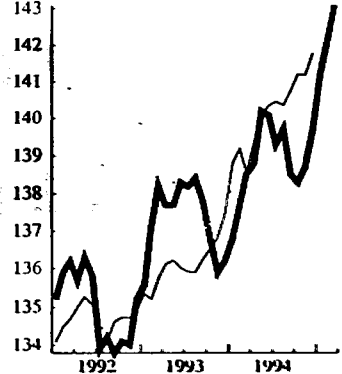
NEDERLAND



PORTUGAL



UNITED KINGDOM



--- EUR 12

B1

VERBRAUCHERPREISE

CONSUMER PRICES

PRIX A LA CONSOMMATION

Brot und Mehlwaren

Bread and Cereals

Pain et céréales

	EUR12	BELGIQUE BELGIE	DANMARK	BR DEUTSCH LAND	ELLAS	ESPAÑA	FRANCE	IRELAND	ITALIA	LUXEM- BOURG	NEDER- LAND	PORTU- GAL	UNITED KINGDOM	U.S.A.
Preisindizes					Price Indices 1985 = 100					Indices de prix				
1991 O	139.8	117.2	130.4	113.4	261.4	163.1	122.7	122.7	139.3	122.6	107.8	203.4	140.7	135.0
1992 O	149.2	120.7	134.8	119.4	315.3	178.5	126.8	126.2	147.0	124.3	112.6	229.5	145.4	140.3
1993 O	156.4	123.4	138.1	123.5	360.3	190.8	129.6	124.9	156.8	126.1	115.0	239.4	145.7	145.0
1994 O	161.2	125.0	140.3	126.1	382.7	197.7	131.0	128.0	164.4	128.9	115.9	251.0	146.9	151.0
1993 O	158.9	124.3	138.3	124.4	369.1	192.4	130.2	:	161.0	126.3	115.3	242.7	150.1	146.4
1993 N	156.2	124.3	138.3	124.6	370.8	193.7	130.3	126.0	161.7	126.4	115.1	243.4	127.0	146.2
1993 D	156.4	124.4	138.3	124.9	371.9	194.3	130.3	:	161.8	126.6	115.3	244.7	127.1	147.2
1994 J	159.8	124.4	139.0	125.1	372.4	195.4	130.6	:	162.7	126.6	115.3	246.1	147.9	148.5
1994 F	160.2	124.4	139.6	125.3	375.5	196.2	130.6	126.4	163.1	126.6	115.5	247.5	148.2	149.4
1994 M	160.5	124.7	139.6	125.5	377.8	196.5	130.7	:	163.4	126.6	115.7	247.9	147.8	148.6
1994 A	160.7	124.7	140.9	125.6	379.7	196.8	130.7	:	163.9	126.6	115.6	248.4	147.2	150.5
1994 M	162.0	124.8	140.9	125.8	379.8	197.6	130.8	127.8	164.3	126.5	115.6	284.4	146.5	150.3
1994 J	161.0	125.0	140.9	125.9	381.4	197.6	130.8	:	164.5	126.5	115.5	248.8	146.5	151.3
1994 J	161.3	125.1	140.3	126.1	384.0	198.0	131.0	:	164.8	130.5	115.5	249.0	146.6	151.8
1994 A	161.5	125.2	140.3	126.3	385.9	198.0	131.2	129.0	164.9	131.3	116.4	248.6	146.9	152.5
1994 S	161.7	125.3	140.3	126.5	386.2	198.5	131.5	:	165.1	131.5	116.4	248.0	147.1	152.6
1994 O	161.7	125.4	140.3	126.8	387.4	199.1	131.5	:	165.1	131.5	116.5	248.3	145.4	152.5
1994 N	161.9	125.4	140.3	127.0	389.0	199.0	131.5	128.8	165.5	131.6	116.6	247.8	145.8	151.6
1994 D	162.3	125.7	140.9	127.2	392.9	199.2	131.6	:	166.0	131.5	116.5	247.6	146.5	152.1
1995 J	163.0	126.3	141.6	127.4	394.9	202.6	131.8	:	166.4	131.5	116.9	247.3	146.2	152.5
1995 F	:	126.5	141.6	127.5	396.4	204.1	131.8	129.3	:	131.6	117.2	247.4	145.9	153.6
1995 M	:	126.5	141.6	127.6	398.6	205.5	131.8	:	:	131.6	117.0	248.1	145.6	:

B2

VERBRAUCHERPREISE

CONSUMER PRICES

PRIX A LA CONSOMMATION

Fleisch (1)

Meat (1)

Viandes (1)

	EUR12	BELGIQUE BELGIE	DANMARK	BR DEUTSCH LAND	ELLAS	ESPANA	FRANCE	IRELAND	ITALIA	LUXEM- BOURG	NEDER- LAND	PORTU- GAL	UNITED KINGDOM	U.S.A.
Preisindizes	Price Indices				Indices de prix									
	1985 = 100													
1991 O	126.4	111.6	110.5	106.6	235.5	130.0	119.9	112.8	131.2	122.6	106.1	147.4	124.0	131.5
1992 O	131.1	113.0	113.3	110.7	270.4	133.3	122.3	113.3	136.6	124.3	109.5	155.4	125.6	129.7
1993 O	135.3	112.3	111.9	112.4	298.8	136.7	122.3	112.7	144.3	126.1	109.8	154.7	131.5	134.3
1994 O	137.5	112.3	112.5	112.6	320.2	141.5	122.7	114.6	149.6	128.9	110.2	155.6	127.0	136.0
1993 O	136.3	112.1	111.8	112.5	307.4	141.1	122.2	:	146.9	117.9	110.0	155.0	127.6	135.4
1993 N	138.6	112.1	111.1	112.6	310.9	139.7	122.5	112.8	147.4	118.0	110.3	155.8	143.6	136.1
1993 D	138.8	112.0	111.1	112.6	309.9	141.6	122.3	:	147.9	118.1	109.9	156.6	142.5	135.9
1994 J	136.5	112.0	111.1	112.5	308.5	140.0	122.3	:	148.3	118.3	110.4	155.2	127.6	136.6
1994 F	136.7	111.9	111.1	112.6	307.9	140.7	122.2	113.6	148.5	118.4	110.4	155.0	127.9	136.2
1994 M	136.7	111.8	111.1	112.6	308.2	140.5	122.2	:	148.6	118.9	110.5	153.6	128.1	136.7
1994 A	136.7	111.9	111.8	112.5	310.8	139.3	122.1	:	148.6	119.1	110.3	153.8	128.9	136.4
1994 M	136.8	112.0	112.5	112.4	314.6	138.2	122.5	115.8	148.6	119.2	109.8	155.2	128.9	135.9
1994 J	137.3	112.3	113.1	112.5	322.8	138.2	122.7	:	148.6	119.1	110.1	156.9	129.0	136.0
1994 J	137.9	112.5	113.1	112.6	324.6	142.5	123.2	:	148.8	119.0	110.6	158.6	127.4	135.5
1994 A	138.2	112.6	113.1	112.6	326.0	145.4	123.3	114.7	148.8	119.2	110.8	158.6	126.5	135.9
1994 S	138.3	112.5	113.1	112.6	329.6	145.7	122.9	:	149.9	119.2	110.1	156.6	125.4	136.1
1994 O	138.2	112.6	113.1	112.7	329.9	143.1	122.8	:	151.2	119.5	110.4	154.2	125.1	135.6
1994 N	138.2	112.8	113.1	112.8	330.9	141.9	123.1	114.1	152.1	119.7	109.6	154.1	124.3	135.7
1994 D	138.5	112.7	113.1	112.8	329.3	142.2	122.9	:	152.8	120.0	109.7	155.7	125.1	135.2
1995 J	138.3	112.6	113.1	112.8	329.5	139.1	123.1	:	153.2	119.9	109.5	155.4	126.2	136.1
1995 F	:	112.7	113.8	112.9	328.7	139.2	123.2	115.6	:	120.1	109.2	155.4	127.0	136.4
1995 M	:	112.7	113.8	112.9	329.6	140.8	123.2	:	:	120.0	109.4	157.2	127.0	:

1) Eingekl. tiefgefrorenes Fleisch,
Fleisch in Dosen und Fleischprodukte

1) Including frozen, canned
and meat products.

1) Y compris viande surgelée, en conserve
et produits de viande.

B3

VERBRAUCHERPREISE

Molkereiprodukte, Eier, Öle und Fette

CONSUMER PRICES

Dairy Products, Eggs, Oil and Fats

PRIX A LA CONSOMMATION

Produits laitiers, Oeufs, Huiles, Graisses

	EUR12	BELGIQUE BELGIE	DANMARK	BR DEUTSCH LAND	ELLAS	ESPANA	FRANCE	IRELAND	ITALIA	LUXEM- BOURG	NEDER- LAND	PORTU- GAL	UNITED KINGDOM	U.S.A.
Preisindizes					Price Indices 1985 = 100					Indices de prix				
1991 O	125.8	107.7	108.2	102.6	251.2	131.4	119.1	128.0	132.7	115.0	103.1	138.8	132.2	126.7
1992 O	130.1	107.8	107.9	105.2	270.6	134.1	120.3	131.2	137.1	113.6	106.2	161.6	137.4	129.1
1993 O	134.9	108.2	109.2	106.1	317.1	136.9	121.3	134.6	142.6	114.8	108.3	165.1	143.6	129.8
1994 O	140.9	108.4	109.9	106.9	370.6	148.7	121.4	137.5	149.9	116.6	108.4	174.0	146.2	132.4
1993 O	136.9	108.2	109.2	106.2	332.8	142.5	112.7	:	144.9	115.4	108.8	165.7	144.6	130.0
1993 N	133.7	108.4	109.2	106.4	339.1	114.4	112.8	136.4	145.4	115.6	108.2	168.7	144.4	129.8
1993 D	137.9	108.9	108.6	106.8	341.0	145.7	112.8	:	145.9	115.6	108.3	168.2	143.4	130.4
1994 J	138.5	108.5	109.2	107.0	347.0	146.4	112.9	:	146.3	116.2	108.4	172.3	143.7	131.9
1994 F	139.2	108.7	108.6	107.1	353.8	147.5	113.2	136.9	147.2	116.5	108.6	174.1	143.6	132.1
1994 M	140.0	108.9	109.8	107.2	358.8	148.9	113.2	:	147.8	116.5	109.3	174.3	144.7	132.3
1994 A	140.6	108.7	109.8	107.2	365.3	149.4	113.1	:	148.3	116.6	108.8	175.0	146.6	132.4
1994 M	140.7	108.7	109.8	107.1	367.3	149.0	112.9	137.5	148.7	116.3	108.6	175.1	146.5	132.6
1994 J	140.7	108.5	110.5	106.8	370.0	148.6	112.9	:	149.3	116.4	108.1	174.1	146.2	132.8
1994 J	140.9	108.4	110.5	106.7	372.4	148.3	113.2	:	150.0	116.0	108.6	173.9	145.9	132.8
1994 A	141.0	108.2	110.5	106.6	375.5	148.4	113.3	137.8	150.2	116.0	108.4	173.9	145.6	132.6
1994 S	141.3	108.7	109.8	106.7	378.0	148.8	113.1	:	151.0	116.4	108.6	173.1	145.8	132.2
1994 O	141.8	108.2	110.5	106.7	382.3	149.0	112.9	:	152.1	117.3	107.9	173.7	146.1	132.5
1994 N	142.8	107.9	110.5	106.8	387.1	149.9	112.9	137.6	153.1	117.4	108.2	174.0	149.5	132.5
1994 D	143.4	107.6	109.8	106.8	390.1	150.5	112.8	:	154.4	117.5	107.6	174.9	150.2	132.4
1995 J	144.1	107.3	109.2	106.7	392.1	152.1	113.1	:	155.7	117.9	107.1	176.7	150.8	133.7
1995 F	:	107.4	109.8	106.7	397.7	155.5	113.2	140.2	:	118.1	107.9	178.0	151.2	133.3
1995 M	:	107.5	109.8	106.7	400.6	156.5	113.3	:	:	118.3	108.0	181.1	151.2	:

B4

VERBRAUCHERPREISE

CONSUMER PRICES

PRIX A LA CONSOMMATION

Obst, Gemüse und Kartoffeln

Fruits, Vegetables, Potatoes

Fruits, Légumes, Pommes de terre

	EUR12	BELGIQUE BELGIE	DANMARK	BR DEUTSCH LAND	ELLAS	ESPANA	FRANCE	IRELAND	ITALIA	LUXEM- BOURG	NEDER- LAND	PORTU- GAL	UNITED KINGDOM	U.S.A.
Preisindizes					Price Indices					Indices de prix				
					1985 = 100									
1991 O	141.6	108.9	118.9	120.9	257.8	163.5	128.3	114.0	142.6	113.0	110.5	207.5	134.7	143.7
1992 O	139.5	99.5	120.3	113.1	270.1	163.2	119.2	126.6	149.7	112.9	107.3	207.5	128.4	143.3
1993 O	132.4	92.8	114.8	106.5	276.9	144.7	115.7	110.6	143.0	103.8	101.4	191.4	124.5	146.6
1994 O	141.0	100.9	123.2	115.5	341.8	157.8	118.1	119.9	145.0	107.8	105.5	214.2	130.1	152.2
1993 O	129.5	91.1	117.3	96.7	281.2	143.8	112.7	:	141.5	103.0	100.9	197.6	119.4	146.4
1993 N	131.5	92.5	116.6	98.5	298.7	145.9	116.8	113.6	141.5	102.9	99.8	200.9	119.1	147.9
1993 D	132.6	97.0	115.9	101.5	305.4	147.5	113.3	:	141.4	103.6	102.3	203.8	122.5	153.6
1994 J	133.1	97.1	117.3	103.1	300.7	148.7	110.9	:	141.8	103.8	99.9	222.5	122.8	156.6
1994 F	135.6	96.7	118.0	109.3	312.2	150.2	113.1	114.6	141.9	103.9	101.8	223.1	125.2	149.1
1994 M	137.0	92.4	119.4	109.8	328.1	151.8	114.7	:	142.2	103.7	105.4	221.9	127.1	150.1
1994 A	141.0	89.6	120.9	118.8	355.8	154.4	120.9	:	142.4	104.1	105.0	222.3	126.4	149.2
1994 M	143.9	97.3	122.3	127.2	357.4	157.0	120.5	122.9	142.8	105.2	107.3	212.8	134.6	150.5
1994 J	145.5	101.0	122.3	130.4	349.9	158.1	124.5	:	144.3	106.2	111.0	210.1	134.2	149.1
1994 J	143.7	110.4	125.2	127.3	315.5	160.0	121.1	:	147.0	107.4	107.8	207.2	131.9	151.6
1994 A	140.3	111.6	127.3	118.1	303.3	159.5	113.6	123.4	146.5	110.0	103.7	205.3	134.0	150.2
1994 S	141.4	110.0	128.0	113.8	332.3	160.2	119.2	:	146.6	112.1	106.9	207.0	129.2	150.5
1994 O	144.3	105.7	125.9	111.7	368.5	162.4	126.3	:	147.8	112.5	107.8	209.2	130.0	150.3
1994 N	142.9	99.5	125.9	107.5	378.3	164.9	119.1	118.8	148.3	112.3	104.6	211.7	130.7	152.8
1994 D	143.9	99.3	125.9	109.2	399.7	166.5	113.7	:	148.4	112.1	104.2	216.9	134.5	166.3
1995 J	149.2	105.7	127.3	119.1	401.7	170.4	120.9	:	148.7	112.8	107.4	236.5	139.5	166.4
1995 F	:	107.5	130.2	127.0	403.8	177.2	122.0	128.9	:	114.0	109.3	244.4	142.1	163.3
1995 M	:	104.3	133.0	126.7	398.5	179.2	124.5	:	:	114.1	111.5	246.4	144.5	:

C

VERBRAUCHERPREISE

CONSUMER PRICES

PRIX A LA CONSOMMATION

Getränke (Hausverbrauch) und Tabak

Drinks (Home consumption) and Tobacco

Boissons (Consommation à domicile) et Tabac

	EUR12	BELGIQUE BELGIE	DANMARK	BR DEUTSCH LAND	ELLAS	ESPANA	FRANCE	IRELAND	ITALIA	LUXEM- BOURG	NEDER- LAND	PORTU- GAL	UNITED KINGDOM	U.S.A.
Preisindizes					Price Indices 1985 = 100				Indices de prix					
1991 0	138.0	123.9	118.8	110.9	327.3	159.9	124.5	123.2	151.6	121.6	108.8	227.6	144.0	145.2
1992 0	148.4	130.4	120.7	116.6	404.1	175.1	131.7	130.5	161.3	126.4	116.1	248.4	156.3	152.5
1993 0	156.9	134.4	117.9	121.1	478.1	190.4	140.6	133.6	167.8	130.7	123.1	265.2	165.7	156.3
1994 0	163.7	138.3	119.2	122.4	564.5	203.4	149.6	140.3	172.6	130.2	124.3	293.9	173.0	156.1
1993 O	158.6	134.5	118.0	121.4	487.6	190.6	142.3	:	169.3	130.4	123.5	269.2	168.4	152.0
1993 N	158.3	134.5	118.0	121.4	491.9	190.4	142.3	135.7	169.7	130.4	123.4	272.8	167.4	152.1
1993 D	158.7	134.5	118.0	121.5	496.9	190.1	142.2	:	170.0	130.3	123.3	274.7	168.4	152.4
1994 J	161.7	135.2	118.0	121.6	503.2	202.6	147.1	:	170.3	130.4	123.3	279.1	172.1	153.6
1994 F	163.2	136.2	118.0	122.4	561.3	203.5	149.2	139.2	171.1	130.5	123.7	281.7	172.8	153.6
1994 M	163.2	138.4	118.0	122.4	562.2	203.5	149.2	:	171.5	130.4	124.0	283.2	172.5	153.8
1994 A	163.7	138.8	119.4	122.4	565.4	203.4	149.2	:	172.0	130.3	124.3	293.6	173.1	153.9
1994 M	163.9	138.9	119.4	122.4	565.6	203.6	149.2	140.4	172.2	130.3	124.3	295.3	173.5	154.7
1994 J	163.9	139.0	119.4	122.5	566.9	203.6	149.3	:	172.5	130.3	124.2	296.5	173.4	154.8
1994 J	164.0	139.2	119.4	122.5	572.2	203.0	149.3	:	172.9	130.2	124.4	296.7	173.4	156.5
1994 A	164.0	139.3	119.4	122.5	572.8	202.9	149.3	140.5	173.1	130.1	124.8	298.3	173.2	158.2
1994 S	164.1	139.2	119.4	122.6	573.0	203.2	149.2	:	173.4	129.8	124.9	298.6	173.5	158.1
1994 O	164.1	138.9	119.7	122.6	573.3	203.4	149.2	:	173.6	129.8	124.9	299.7	173.2	158.5
1994 N	164.3	138.3	120.2	122.6	575.2	203.7	152.4	140.9	173.9	130.0	124.7	301.3	172.2	158.6
1994 D	164.7	137.9	120.3	122.6	583.2	203.8	153.0	:	174.3	130.2	124.5	302.7	172.7	158.6
1995 J	:	137.9	120.4	122.6	584.1	215.9	153.3	:	174.8	130.3	124.7	306.0	177.4	159.1
1995 F	:	138.0	120.4	123.4	595.0	217.7	153.5	143.6	176.2	130.6	124.8	306.8	179.5	159.5
1995 M	:	138.2	121.1	123.5	595.7	217.7	153.6	:	177.6	130.7	124.9	311.7	180.2	:

1) starting from February 1 - 1992 tobacco products are excluded from the index of Italy

1) A partir du 1 février 1992 les produits du tabac sont exclus de l'indice italien

2) Starting from January 1 - 1991 tobacco products are excluded from the index for Luxembourg

2) A partir du 1 janvier 1991 les produits du tabac sont exclus de l'indice luxembourgeois

1) Ab 1. Februar 1992 ohne Tabakerzeugnisse für Italien

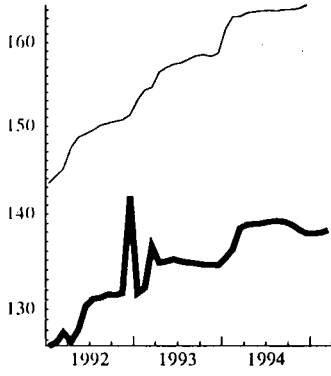
2) Ab 1. Januar 1991 ohne Tabakerzeugnisse für Luxemburg

VERBRAUCHERPREISE
GETRAENKE UND TABAK

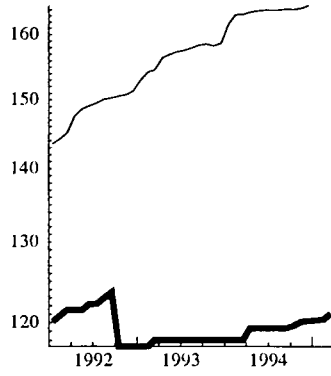
CONSUMER PRICES
DRINK AND TOBACCO
1985 = 100

PRIX A LA CONSOMMATION
BOISSONS ET TABAC

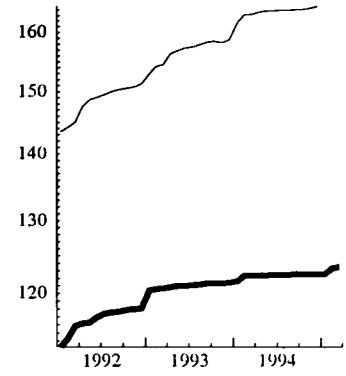
BELGIQUE - BELGIE



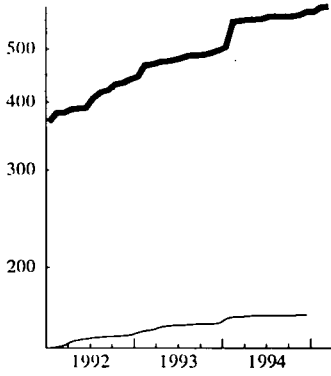
DANMARK



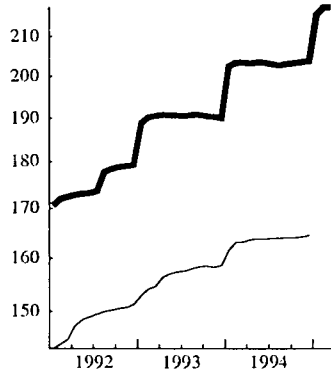
BR DEUTSCHLAND



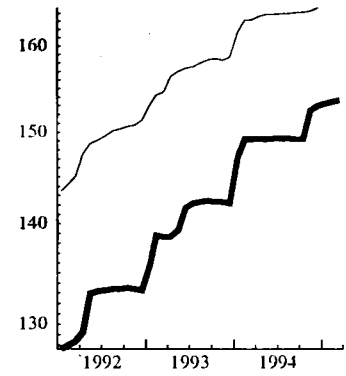
ELLADA



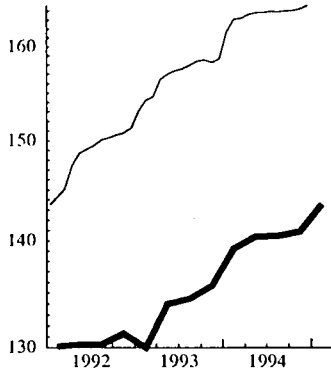
ESPAÑA



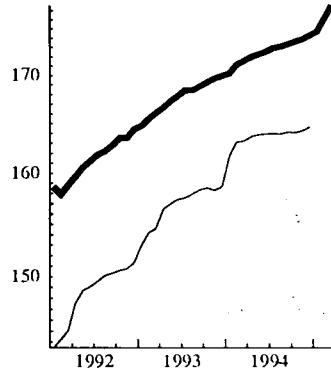
FRANCE



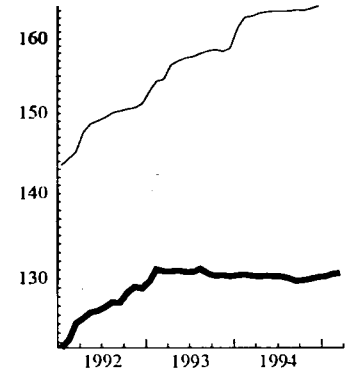
IRELAND



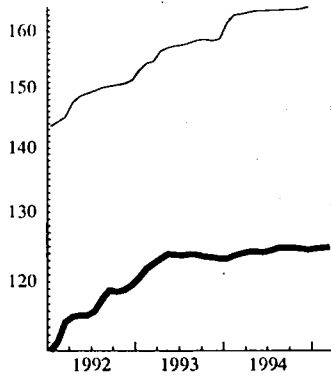
ITALIA



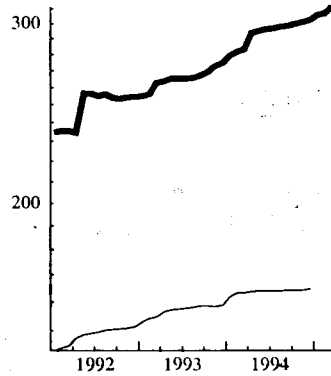
LUXEMBOURG



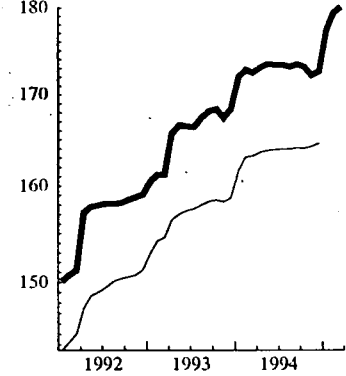
NEDERLAND



PORTUGAL



UNITED KINGDOM



--- EUR 12

C1

VERBRAUCHERPREISE

CONSUMER PRICES

PRIX A LA CONSOMMATION

Getränke (Hausverbrauch)

Drinks (Home consumption)

Boissons (Consommation à domicile)

	EUR12	BELGIQUE BELGIE	DANMARK	BR DEUTSCH LAND	ELLAS	ESPANA	FRANCE	IRELAND	ITALIA	LUXEM- BOURG	NEDER- LAND	PORTU- GAL	UNITED KINGDOM	U.S.A.
Preisindizes					Price Indices 1985 = 100					Indices de prix				
1991 O	115.5	119.2	116.6	108.0	293.2	168.8	121.0	114.9	147.9	118.7	108.0	231.6	139.8	125.2
1992 O	121.7	122.8	114.9	113.9	346.2	178.7	125.2	115.6	156.5	123.4	111.9	236.6	147.2	128.0
1993 O	126.9	123.4	107.9	116.1	448.1	190.1	125.9	113.6	162.8	127.5	114.3	245.7	151.9	129.6
1994 O	128.7	122.4	108.5	117.3	436.1	192.8	126.6	118.0	167.5	127.1	114.3	280.1	151.7	133.5
1993 O	127.8	121.5	107.9	116.7	456.4	191.0	126.2	:	164.3	127.3	114.1	255.5	152.9	130.2
1993 N	127.6	121.3	107.9	116.8	456.4	191.0	126.2	114.4	164.7	127.3	114.0	255.5	150.5	130.1
1993 D	127.4	120.9	107.9	116.8	456.4	191.0	126.1	:	165.0	127.2	113.8	258.6	148.6	130.1
1994 J	127.4	121.5	107.9	117.0	421.1	189.5	126.5	:	165.3	127.3	113.8	265.7	152.0	130.9
1994 F	128.0	122.5	107.9	117.1	424.8	191.4	126.7	116.4	166.1	127.4	114.0	270.0	152.7	131.0
1994 M	128.0	122.6	107.9	117.1	427.6	191.3	126.7	:	166.5	127.2	114.1	272.3	152.0	131.1
1994 A	128.4	122.6	108.6	117.1	432.0	191.0	126.7	:	166.9	127.2	114.5	276.4	152.6	131.1
1994 M	128.6	122.6	108.6	117.1	437.4	191.4	126.6	118.6	167.2	127.2	114.5	279.2	152.6	131.1
1994 J	128.7	122.6	108.6	117.3	439.2	191.2	126.8	:	167.5	127.2	114.4	281.3	152.2	131.3
1994 J	130.6	122.9	107.9	117.3	439.9	213.6	126.9	:	167.9	127.1	114.5	281.3	152.2	133.5
1994 A	128.7	123.0	108.6	117.3	440.4	189.8	126.9	118.9	168.0	127.0	114.5	283.9	151.8	136.1
1994 S	128.9	122.9	108.2	117.4	441.4	190.3	126.7	:	168.3	126.7	114.4	284.4	152.4	136.4
1994 O	129.0	122.4	109.2	117.5	442.4	190.8	126.7	:	168.5	126.7	114.4	286.3	152.0	136.7
1994 N	128.9	121.6	109.5	117.4	442.4	191.2	126.8	117.9	168.8	126.9	114.2	288.9	150.3	136.8
1994 D	128.7	121.1	109.6	117.5	444.4	191.5	126.6	:	169.2	127.1	113.9	291.1	148.1	136.5
1995 J	129.7	121.0	109.8	117.4	448.6	194.0	126.8	:	169.6	127.2	114.2	296.5	152.0	137.2
1995 F	:	121.1	109.8	117.6	452.5	197.3	127.2	118.3	:	127.4	114.3	297.7	154.6	137.5
1995 M	:	121.2	109.9	117.8	457.7	197.4	127.4	:	:	127.6	114.4	301.0	155.4	:

C2

VERBRAUCHERPREISE

CONSUMER PRICES

PRIX A LA CONSOMMATION

Tabakwaren

Tobacco

Tabac

	EUR12	BELGIQUE BELGIE	DANMARK	BR DEUTSCH LAND	ELLAS	ESPANA	FRANCE	IRELAND	ITALIA	LUXEM- BOURG	NEDER- LAND	PORTU- GAL	UNITED KINGDOM	U.S.A.
Preisindizes					Price Indices 1985 = 100						Indices de prix			
1991 O	140.4	134.7	121.9	115.4	356.3	144.4	130.3	130.0	155.0	0.0	110.0	217.8	147.1	173.8
1992 O	151.6	148.3	128.5	122.0	446.9	169.0	144.3	143.2	0.0	0.0	124.7	260.4	163.3	188.4
1993 O	164.0	160.5	131.0	128.3	472.0	188.5	172.2	151.1	0.0	0.0	141.4	290.2	170.8	195.3
1994 O	182.0	176.1	133.5	130.0	637.7	211.5	200.6	159.9	:	:	145.4	308.1	190.4	188.6
1993 O	165.0	165.6	131.5	128.3	481.8	188.0	177.1	:	0.0	0.0	143.1	292.7	169.1	183.4
1993 N	168.6	165.9	131.5	128.3	488.7	187.5	177.1	154.5	0.0	0.0	143.1	293.0	180.9	183.9
1993 D	169.6	166.7	131.5	128.3	489.3	187.1	177.1	:	0.0	0.0	143.1	293.0	184.6	184.7
1994 J	176.3	167.8	131.5	128.3	546.4	213.3	192.7	:	0.0	:	143.1	293.0	188.6	186.5
1994 F	181.1	168.7	131.5	130.1	646.0	213.3	199.1	159.4	:	:	144.0	293.0	189.2	186.4
1994 M	181.4	176.2	131.5	130.1	646.0	213.2	199.1	:	:	:	144.7	293.0	189.2	186.6
1994 A	182.1	177.6	133.7	130.1	646.0	213.4	199.1	:	:	:	144.7	313.1	189.8	186.9
1994 M	182.4	177.8	134.4	130.2	646.0	213.4	199.1	159.5	:	:	144.7	313.1	190.7	189.1
1994 J	182.4	177.9	134.4	130.2	646.0	213.5	199.1	:	:	:	144.7	313.1	190.8	189.1
1994 J	181.3	177.9	134.4	130.2	646.0	190.0	199.1	:	:	:	145.3	313.1	190.8	189.7
1994 A	182.5	177.9	134.4	130.2	646.0	213.6	199.1	159.5	:	:	146.4	313.0	190.8	190.0
1994 S	182.6	177.9	134.2	130.2	646.0	213.6	199.1	:	:	:	146.8	313.1	190.8	189.3
1994 O	182.6	178.0	134.2	130.2	646.0	213.6	199.1	:	:	:	146.8	313.1	190.7	189.7
1994 N	184.2	178.0	134.2	130.2	646.0	213.6	209.8	161.1	:	:	146.8	313.1	190.3	189.8
1994 D	185.5	178.0	134.2	130.2	646.0	213.6	212.4	:	:	:	146.8	313.1	193.5	190.3
1995 J	188.1	178.0	134.2	130.2	646.0	235.3	212.4	:	:	:	146.8	313.1	198.8	190.5
1995 F	189.7	178.0	134.2	131.8	667.4	235.4	212.4	166.0	:	:	147.0	313.1	200.6	190.9
1995 M	190.1	178.9	135.9	131.8	667.4	235.4	212.4	:	:	:	147.0	320.5	200.9	:

1) starting from February 1 - 1992 tobacco products are excluded from the index of Italy

2) Starting from January 1 - 1991 tobacco products are excluded from the index for Luxembourg

1) A partir du 1 février 1992 les produits du tabac sont exclus de l'indice italien

2) A partir du 1 janvier 1991 les produits du tabac sont exclus de l'indice luxembourgeois

1) Ab 1. Februar 1992 ohne Tabakerzeugnisse für Italien

2) Ab 1. Januar 1991 ohne Tabakerzeugnisse für Luxemburg

D

VERBRAUCHERPREISE

CONSUMER PRICES

PRIX A LA CONSOMMATION

Bekleidung und Schuhe (einschl. Reparaturen)

Clothing and footwear (incl. repairs)

Habillement et chaussures (y compris réparations)

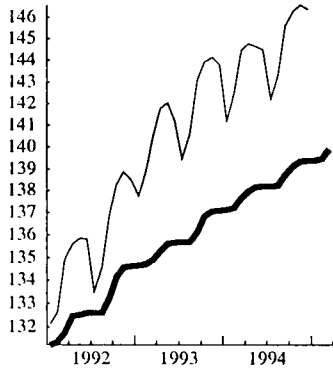
	EUR12	BELGIQUE BELGIE	DANMARK	BR DEUTSCH LAND	ELLAS	ESPANA	FRANCE	IRELAND	ITALIA	LUXEM- BOURG	NEDER- LAND	PORTU- GAL	UNITED KINGDOM	U.S.A.
Preisindizes					Price Indices					Indices de prix				
					1985 = 100									
1991 O	131.0	129.2	129.6	110.1	282.0	150.7	126.8	111.6	144.6	120.7	91.5	215.8	122.7	122.4
1992 O	135.6	132.8	131.8	113.3	321.4	158.4	128.6	113.9	152.2	124.8	91.9	241.8	123.0	125.4
1993 O	141.4	135.8	132.8	116.4	355.4	182.3	130.6	114.5	158.0	129.5	93.2	258.6	123.5	127.1
1994 O	144.4	138.3	134.1	118.0	392.8	187.0	131.1	116.0	163.0	132.0	92.3	269.3	124.7	126.9
1993 O	143.9	136.8	135.5	117.1	389.0	183.9	132.2	:	159.8	130.9	99.8	261.7	127.0	129.5
1993 N	144.1	137.1	135.5	117.4	390.5	184.8	131.9	116.1	160.3	131.2	98.2	265.1	127.1	129.6
1993 D	143.8	137.1	134.7	117.4	390.5	185.0	131.4	:	160.5	131.3	93.7	267.0	126.8	126.1
1994 J	141.2	137.1	128.0	117.5	358.6	185.0	127.4	:	160.7	131.3	85.6	267.4	120.3	124.0
1994 F	142.4	137.2	134.0	117.6	341.8	185.2	129.2	115.3	160.8	131.4	90.7	267.9	123.5	125.9
1994 M	144.5	137.6	135.5	117.8	390.8	185.5	132.3	:	161.8	131.6	97.1	268.1	125.3	129.5
1994 A	144.8	138.0	136.2	117.9	391.2	186.2	132.4	:	162.3	131.8	97.3	268.1	125.6	129.7
1994 M	144.6	138.2	136.2	117.3	392.8	186.6	132.3	116.6	162.6	132.0	95.6	268.2	125.7	129.0
1994 J	144.5	138.2	134.7	117.9	404.7	186.7	131.7	:	162.7	132.0	91.0	268.3	125.4	127.3
1994 J	142.2	138.2	128.0	117.9	371.9	186.7	128.8	:	162.9	132.0	81.9	268.9	120.2	124.5
1994 A	143.3	138.2	132.5	118.0	372.1	186.7	130.2	115.0	162.9	132.0	86.7	269.1	122.8	124.7
1994 S	145.6	138.7	135.3	118.2	405.8	187.3	132.5	:	163.4	132.1	96.9	269.5	126.6	127.7
1994 O	146.3	139.1	136.6	118.3	426.3	188.5	132.5	:	164.8	132.6	97.7	271.0	126.4	128.6
1994 N	146.6	139.3	136.5	118.6	429.0	189.4	132.3	117.1	165.3	132.8	96.1	272.3	127.1	127.7
1994 D	146.4	139.4	135.6	118.6	429.0	189.7	132.0	:	165.7	132.9	91.3	272.9	127.2	124.1
1995 J	:	139.4	128.3	118.6	389.7	189.7	127.2	:	166.0	133.0	82.5	273.3	121.2	123.1
1995 F	:	139.5	132.6	118.7	370.6	189.9	129.5	114.8	167.4	133.1	87.2	273.1	122.7	124.7
1995 M	:	139.9	136.1	118.8	429.2	190.4	132.8	:	168.8	133.1	94.7	273.3	124.5	:

VERBRAUCHERPREISE
BEKLEIDUNG UND SCHUHE

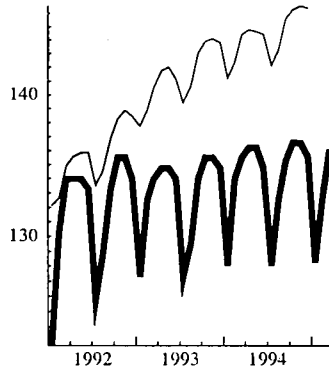
CONSUMER PRICES
CLOTHING AND FOOTWEAR
1985 = 100

PRIX A LA CONSOMMATION
HABILLEMENT ET CHAUSSURES

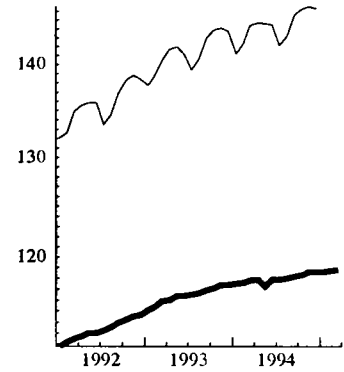
BELGIQUE - BELGIE



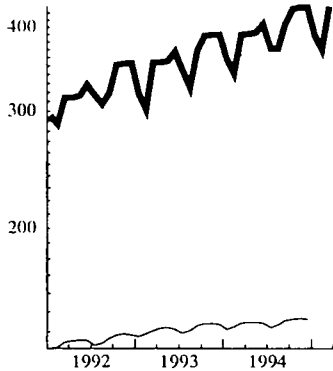
DANMARK



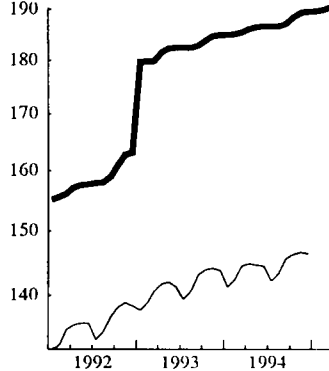
BR DEUTSCHLAND



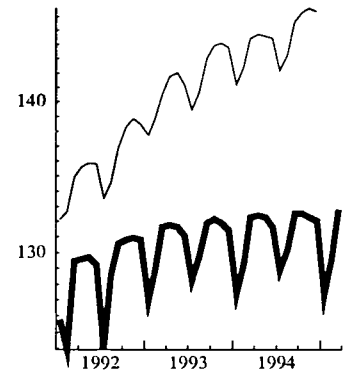
ELLADA



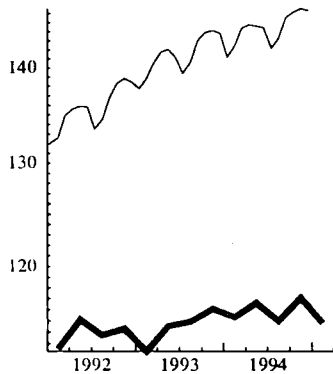
ESPAÑA



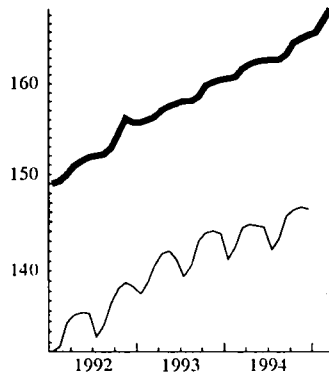
FRANCE



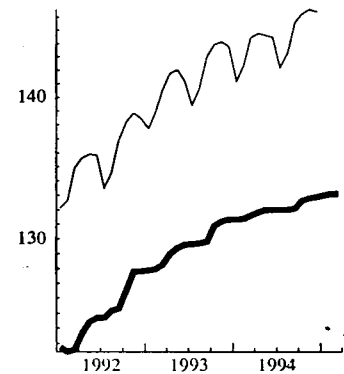
IRELAND



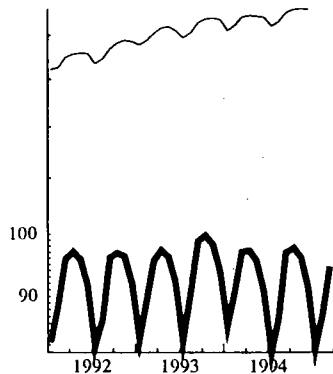
ITALIA



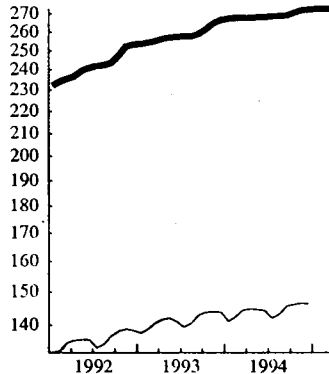
LUXEMBOURG



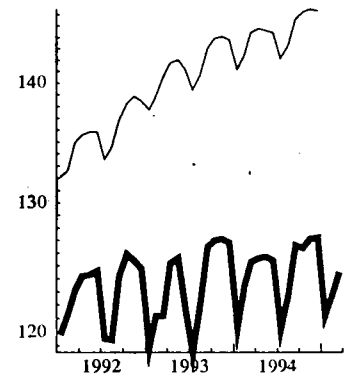
NEDERLAND



PORTUGAL



UNITED KINGDOM



---- EUR 12

D1

VERBRAUCHERPREISE

CONSUMER PRICES

PRIX A LA CONSOMMATION

Bekleidung (einschl. Reparaturen)

Clothing (incl. repairs)

Habillement (y compris réparations)

	EUR12	BELGIQUE BELGIE	DANMARK	BR DEUTSCH LAND	ELLAS	ESPANA	FRANCE	IRELAND	ITALIA	LUXEM- BOURG	NEDER- LAND	PORTU- GAL	UNITED KINGDOM	U.S.A.
Preisindizes					Price Indices 1985 = 100				Indices de prix					
1991 O	129.9	131.3	130.5	109.9	288.6	152.7	127.1	112.9	144.8	120.3	91.5	227.7	121.3	123.0
1992 O	134.4	134.9	132.4	112.8	329.2	160.7	129.4	115.0	152.5	124.6	91.8	254.5	121.7	125.9
1993 O	138.3	138.0	133.1	115.8	365.1	167.8	131.0	115.5	158.5	129.5	92.9	272.3	122.0	127.4
1994 O	141.1	140.6	134.1	117.4	401.6	171.8	131.5	116.6	163.3	132.2	91.8	283.7	122.8	126.8
1993 O	141.0	139.1	136.5	116.5	398.4	169.1	132.5	:	160.4	131.0	99.4	275.7	125.4	129.9
1993 N	141.2	139.4	135.8	116.8	399.7	170.0	132.2	117.4	160.8	131.4	98.0	279.1	125.5	129.9
1993 D	140.8	139.4	135.1	116.8	399.9	170.0	131.7	:	160.9	131.4	92.9	281.4	125.1	126.2
1994 J	137.7	139.4	127.7	116.9	365.3	170.1	128.0	:	161.1	131.4	85.8	281.9	118.3	123.8
1994 F	138.7	139.5	134.3	117.0	347.1	170.2	130.0	116.1	161.3	131.5	90.3	282.5	121.6	126.0
1994 M	141.1	139.9	135.8	117.1	400.1	170.6	132.6	:	162.2	131.6	96.8	282.8	123.2	129.8
1994 A	141.5	140.3	136.5	117.2	400.8	171.2	132.7	:	162.7	132.0	96.6	282.8	123.6	130.0
1994 M	141.5	140.5	136.5	117.3	402.7	171.5	132.5	117.4	163.0	132.2	95.1	282.8	123.8	129.2
1994 J	141.4	140.5	134.3	117.3	414.1	171.6	132.0	:	163.1	132.2	90.0	283.0	123.4	127.2
1994 J	138.7	140.5	126.9	117.3	381.2	171.7	129.3	:	163.3	132.2	81.5	283.4	118.0	124.1
1994 A	139.8	140.5	132.1	117.4	381.4	171.7	130.8	115.3	163.3	132.2	86.5	283.7	120.7	124.3
1994 S	142.4	141.0	135.1	117.6	415.0	172.1	132.8	:	163.7	132.3	96.5	284.1	124.9	127.6
1994 O	143.2	141.5	137.3	117.7	435.2	173.0	132.7	:	165.0	132.8	97.2	285.0	124.8	128.7
1994 N	143.5	141.8	136.5	118.0	438.3	173.8	132.6	117.4	165.6	132.9	95.3	285.7	125.4	127.5
1994 D	143.4	141.9	135.8	118.0	438.3	174.0	132.4	:	166.0	133.1	90.3	286.2	125.5	123.7
1995 J	140.0	141.9	126.9	118.1	394.7	174.1	127.7	:	166.1	133.2	82.1	286.6	119.3	122.6
1995 F	:	141.9	132.1	118.1	373.7	174.8	130.0	114.4	:	133.3	86.5	286.4	120.7	124.2
1995 M	:	142.4	136.5	118.2	438.5	174.6	133.1	:	:	133.3	94.0	286.6	122.4	:

D2

VERBRAUCHERPREISE

CONSUMER PRICES

PRIX A LA CONSOMMATION

Schuhe (einschl. Reparaturen)

Footwear (incl. repairs)

Chaussures (y compris réparations)

	EUR12	BELGIQUE BELGIE	DANMARK	BR DEUTSCH LAND	ELLAS	ESPANA	FRANCE	IRELAND	ITALIA	LUXEM- BOURG	NEDER- LAND	PORTU- GAL	UNITED KINGDOM	U.S.A.
Preisindizes					Price Indices 1985 = 100					Indices de prix				
1991 O	131.2	120.0	126.1	111.7	259.2	143.8	124.2	107.6	143.9	122.1	91.4	188.1	128.1	118.1
1992 O	136.2	123.4	129.1	115.3	293.1	150.4	127.2	110.2	150.6	125.6	96.4	213.0	128.1	122.1
1993 O	140.4	126.3	132.2	119.1	328.3	157.5	127.8	111.0	156.2	129.1	94.1	227.5	130.2	123.0
1994 O	143.9	128.1	134.2	120.8	373.8	162.6	128.4	114.0	161.7	130.7	94.0	236.6	132.0	123.1
1993 O	142.6	127.0	134.0	119.8	356.6	158.9	129.7	:	158.0	129.8	100.6	229.8	132.7	124.4
1993 N	143.0	127.1	134.0	119.9	358.0	159.8	129.7	112.0	158.5	130.3	99.0	233.1	133.3	124.5
1993 D	142.9	127.1	134.0	120.0	358.1	160.2	128.8	:	158.8	130.4	96.9	234.0	133.3	122.9
1994 J	140.4	127.2	131.7	120.1	335.3	160.2	123.5	:	158.9	130.3	84.5	234.4	128.5	123.0
1994 F	141.3	127.3	133.3	120.2	323.7	160.3	124.7	112.6	159.2	130.3	91.8	234.4	131.3	123.0
1994 M	143.6	127.8	134.8	120.6	358.1	160.7	129.9	:	159.9	130.9	97.8	234.6	133.3	124.1
1994 A	144.0	127.9	134.8	120.7	358.3	161.4	130.4	:	160.4	130.4	99.4	234.6	133.4	125.1
1994 M	146.1	128.0	134.8	120.7	497.1	162.0	130.2	114.0	161.1	130.5	97.0	234.8	133.2	125.6
1994 J	144.2	128.0	134.0	120.7	371.6	162.6	129.6	:	161.4	130.5	95.2	234.8	133.5	124.4
1994 J	142.0	128.0	133.3	120.6	339.5	162.2	126.3	:	161.7	130.5	83.0	235.5	128.9	122.1
1994 A	142.6	128.1	133.3	120.7	339.5	162.3	126.8	113.7	161.7	130.5	87.1	235.7	131.1	121.6
1994 S	144.6	128.5	134.8	120.9	373.4	162.9	130.0	:	162.2	130.5	98.8	235.9	132.4	122.2
1994 O	145.7	128.7	134.8	121.1	395.8	164.5	130.3	:	164.0	131.2	99.1	239.3	132.3	122.6
1994 N	146.3	128.7	135.6	121.3	396.6	165.6	130.0	115.8	165.0	131.4	98.8	242.4	133.1	122.8
1994 D	146.3	128.7	135.6	121.4	396.8	165.9	129.8	:	165.2	131.5	95.0	243.3	133.2	120.8
1995 J	143.9	128.7	133.3	121.5	372.9	166.1	124.4	:	165.5	131.5	84.0	243.5	128.8	121.2
1995 F	:	129.1	134.8	121.5	360.9	166.2	126.3	115.9	:	131.5	90.0	243.3	130.7	121.9
1995 M	:	129.2	135.6	121.8	397.1	166.5	130.4	:	:	131.5	97.4	243.5	132.8	:

E

VERBRAUCHERPREISE

CONSUMER PRICES

PRIX A LA CONSOMMATION

Wohnung, Heizung und Beleuchtung (1)

Rent, Heating and Lighting (1)

Loyers, Chauffage et Eclairage (1)

	EUR12	BELGIQUE BELGIE	DANMARK	BR DEUTSCH LAND	ELLAS	ESPANA	FRANCE	IRELAND	ITALIA	LUXEM- BOURG	NEDER- LAND	PORTU- GAL	UNITED KINGDOM	U.S.A.
Preisindizes					Price Indices 1985 = 100					Indices de prix				
1991 O	132.0	103.6	133.3	109.2	271.7	144.3	125.3	111.7	138.8	97.9	108.6	197.3	163.4	124.0
1992 O	137.1	106.6	136.3	113.9	318.8	153.5	132.4	113.6	145.2	100.0	112.8	215.9	163.3	127.6
1993 O	144.0	111.6	139.6	119.5	369.2	172.6	138.5	114.7	152.1	107.0	116.7	231.9	156.0	131.0
1994 O	154.4	114.9	142.6	123.8	408.1	180.9	143.7	116.5	160.5	109.1	122.2	241.5	161.4	134.3
1993 O	146.8	113.3	140.4	120.9	380.9	174.5	139.9	:	154.8	108.4	119.0	235.3	156.2	131.9
1993 N	147.5	113.5	141.8	121.1	384.5	175.6	140.2	115.3	155.2	109.3	119.1	235.3	156.3	131.7
1993 D	148.1	113.2	141.1	121.4	384.2	175.9	140.5	:	155.3	109.5	119.1	235.3	156.4	132.0
1994 J	149.1	114.0	141.8	121.9	385.9	178.2	141.3	:	158.2	108.2	119.9	238.9	155.0	132.6
1994 F	149.9	114.1	141.8	122.3	389.9	178.7	141.9	115.7	158.9	108.5	119.9	239.3	155.0	133.3
1994 M	150.6	114.2	141.1	122.8	390.2	179.1	142.4	:	159.0	108.0	120.0	239.7	155.1	133.7
1994 A	153.0	114.6	141.8	123.3	398.9	179.8	143.2	:	159.9	108.1	120.0	240.9	162.3	133.5
1994 M	153.6	114.7	143.1	123.5	413.3	180.3	143.4	116.2	160.0	108.5	119.8	241.0	162.3	133.7
1994 J	154.3	114.7	143.1	123.8	414.9	181.1	143.6	:	160.0	108.7	120.1	241.6	162.4	134.4
1994 J	155.2	114.8	143.1	124.0	420.1	181.2	144.0	:	160.5	109.4	124.4	242.5	162.7	134.9
1994 A	155.8	115.0	143.1	124.3	422.3	181.2	144.2	116.9	160.7	109.0	124.4	242.6	162.9	135.4
1994 S	156.5	115.2	143.0	124.5	423.7	181.6	144.6	:	160.8	109.3	124.4	242.8	163.1	135.3
1994 O	157.7	115.4	142.4	124.9	416.0	182.4	145.1	:	162.2	109.7	124.4	242.8	165.1	135.2
1994 N	158.4	115.6	143.8	125.2	411.1	183.2	145.3	117.3	162.6	111.0	124.5	242.8	165.3	135.0
1994 D	159.1	115.8	143.2	125.4	411.5	184.2	145.5	:	162.7	111.2	124.5	242.8	165.5	134.9
1995 J	:	116.2	144.1	125.8	416.9	187.4	145.9	:	163.2	111.9	125.6	243.3	165.8	:
1995 F	:	116.5	144.3	126.3	419.6	189.0	146.5	117.3	163.8	111.9	125.6	244.8	167.0	:
1995 M	:	116.6	144.3	126.5	423.4	190.0	147.0	:	164.5	111.8	125.7	246.1	166.8	:

1) Ohne Mieten für Portugal

1) Excluding rents for Portugal

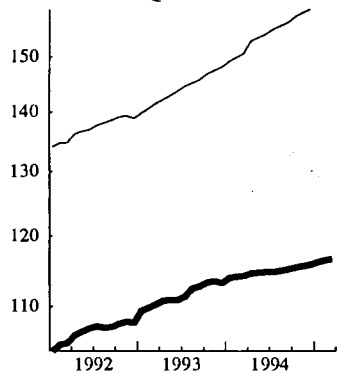
1) Sans loyers pour le Portugal

VERBRAUCHERPREISE
MIETE

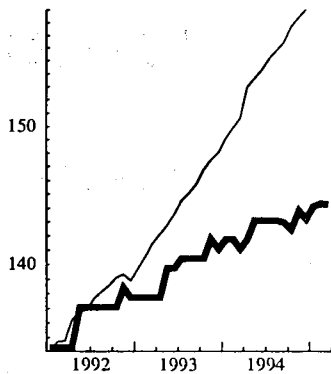
CONSUMER PRICES
RENTS
1985 = 100

PRIX A LA CONSOMMATION
LOYER

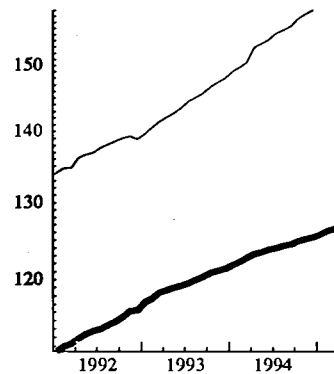
BELGIQUE - BELGIE



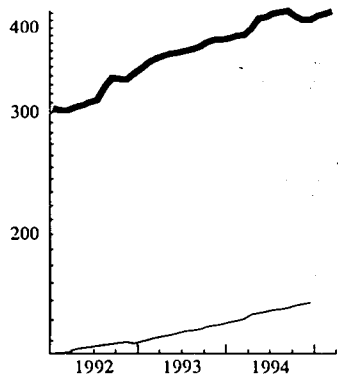
DANMARK



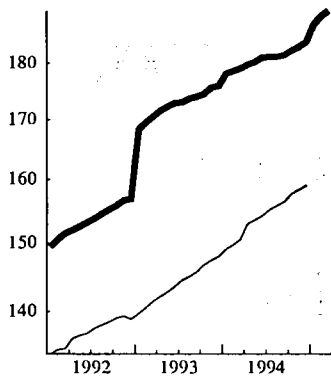
BR DEUTSCHLAND



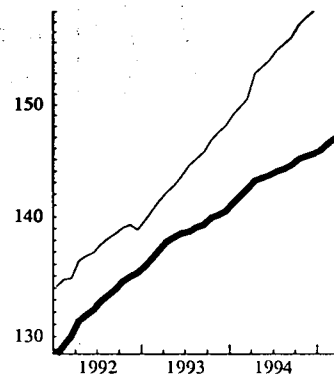
ELLADA



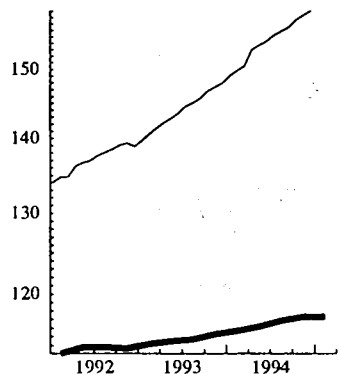
ESPANA



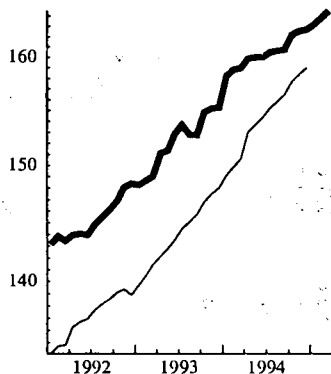
FRANCE



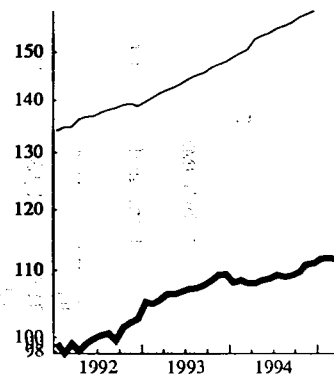
IRELAND



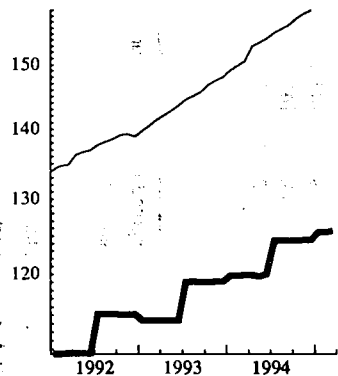
ITALIA



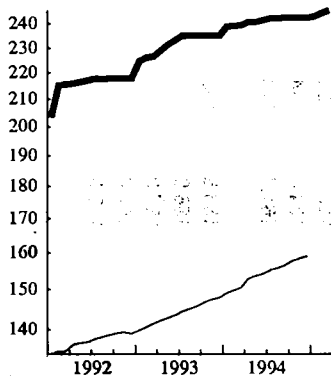
LUXEMBOURG



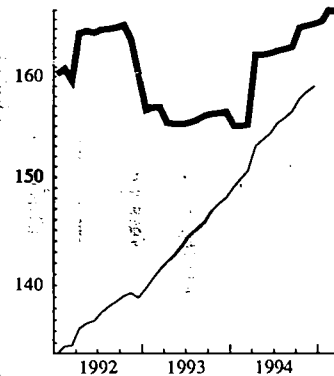
NEDERLAND



PORTUGAL



UNITED KINGDOM



---- EUR 12

E1

VERBRAUCHERPREISE

CONSUMER PRICES

PRIX A LA CONSOMMATION

Mieten und Wasserverbrauch (1),(2)

Rents and water charges (1),(2)

Loyers et charges d'eau (1),(2)

	EUR12	BELGIQUE BELGIE	DANMARK	DEUTSCH LAND	ELLAS	ESPANA	FRANCE	IRELAND	ITALIA	LUXEM- BOURG	NEDER- LAND	PORTU- GAL	UNITED KINGDOM	U.S.A.
				BR										
Preisindizes					Price Indices					Indices de prix				
					1985 = 100									
1991 O	144.7	121.7	136.5	117.3	312.5	141.4	137.4	134.8	146.8	149.2	118.4	:	176.0	133.2
1992 O	150.5	127.8	141.4	123.8	371.6	146.5	145.3	141.5	156.3	161.4	124.8	:	173.5	137.7
1993 O	154.4	134.7	145.6	131.1	464.6	154.8	147.2	149.1	165.8	175.5	131.5	:	162.0	141.9
1994 O	161.7	140.3	150.0	137.1	526.8	163.3	149.1	160.3	177.2	184.6	138.1	:	167.9	146.2
1993 O	156.5	136.3	146.3	133.0	488.0	156.9	147.0	:	170.2	178.9	134.9	:	162.6	142.8
1993 N	156.9	136.6	147.6	133.3	493.0	157.8	147.3	151.8	170.5	179.5	135.0	:	162.8	142.7
1993 D	157.2	136.9	147.6	133.7	499.2	158.2	147.4	:	170.5	179.7	135.0	:	163.0	143.1
1994 J	157.6	138.3	148.3	134.3	502.2	159.2	147.8	:	172.8	180.6	134.9	:	161.0	144.0
1994 F	158.3	138.9	148.3	135.0	507.7	160.2	148.2	153.1	174.0	181.6	135.0	:	161.1	144.9
1994 M	158.7	139.3	148.3	135.7	512.4	161.1	148.6	:	174.2	182.5	135.0	:	161.3	145.6
1994 A	160.9	139.7	148.3	136.2	517.9	162.0	149.0	:	176.1	182.6	135.0	:	168.2	145.4
1994 M	161.3	140.0	150.3	136.6	522.2	162.5	149.0	154.7	176.4	183.0	135.0	:	168.5	145.4
1994 J	161.6	140.3	150.3	137.1	526.7	163.5	149.0	:	176.4	183.8	135.0	:	168.7	145.8
1994 J	162.3	140.6	150.3	137.4	528.9	163.9	149.1	:	177.5	184.8	141.1	:	168.9	146.5
1994 A	162.6	140.7	151.0	137.8	532.1	164.0	149.3	165.2	177.8	184.9	141.1	:	169.2	147.3
1994 S	162.9	140.9	151.0	138.2	537.8	164.5	149.4	:	177.8	185.1	141.1	:	169.5	147.2
1994 O	164.5	141.2	150.4	138.7	541.7	165.2	149.8	:	180.8	186.0	141.2	:	172.6	147.6
1994 N	164.9	141.5	151.6	139.1	546.2	166.2	150.0	168.2	181.1	189.9	141.2	:	172.9	147.6
1994 D	165.2	141.8	151.6	139.5	546.2	166.7	150.2	:	181.2	190.8	141.2	:	173.3	147.4
1995 J	166.3	142.5	152.0	140.1	554.9	168.9	150.6	:	183.4	194.5	142.1	:	173.6	148.4
1995 F	:	143.0	152.0	140.8	559.5	170.0	151.0	168.0	:	194.4	142.1	:	175.1	149.2
1995 M	:	143.5	152.1	141.3	565.8	171.4	151.1	:	:	194.8	142.1	:	174.7	:

1) including imputed rents for owner occupied accomodation.

1) Y compris loyers fictifs pour le logement en propriété.

2) Not available for Portugal.

2) Pas disponible pour le Portugal.

1) Einschl. unterstellte Mieten für Eigentumswohnungen

2) Nicht zur Verfügung für Portugal

F

VERBRAUCHERPREISE

CONSUMER PRICES

PRIX A LA CONSOMMATION

Waren und Dienstleistungen für Haushalte

Household goods and services

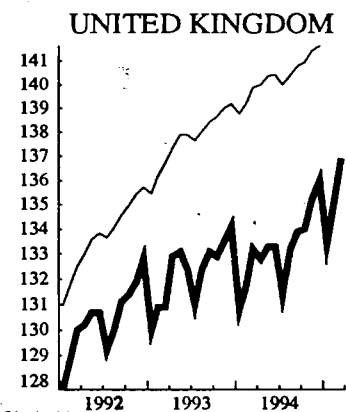
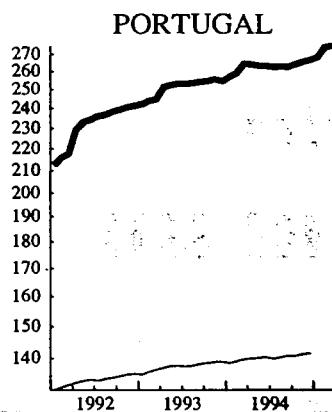
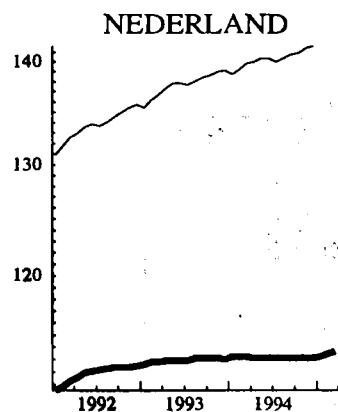
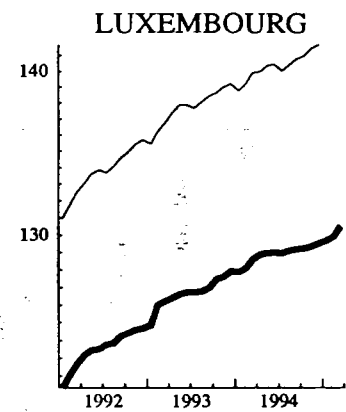
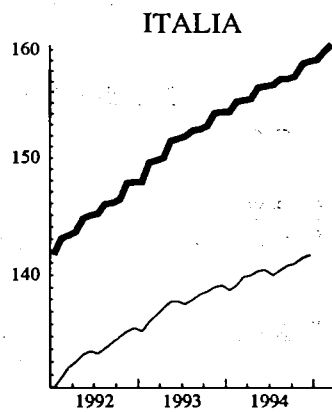
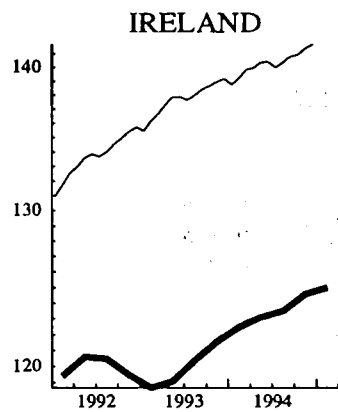
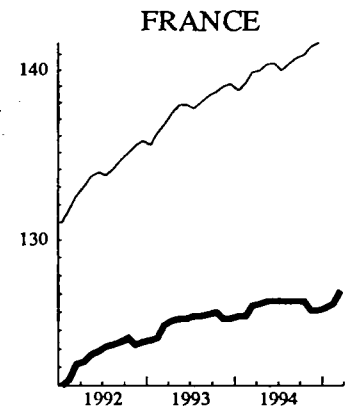
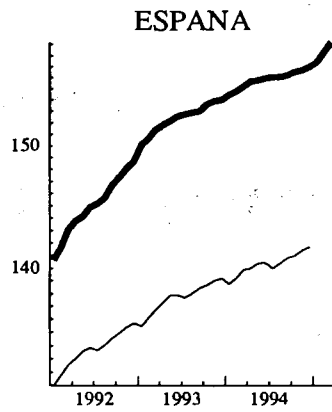
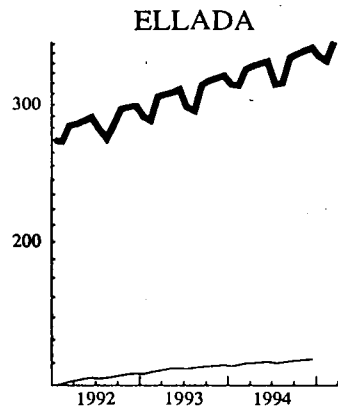
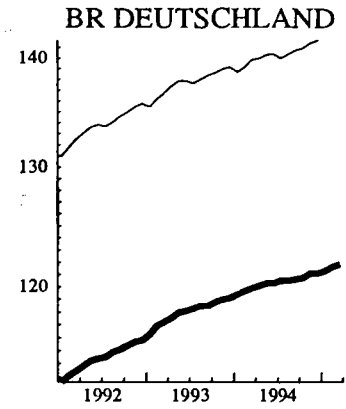
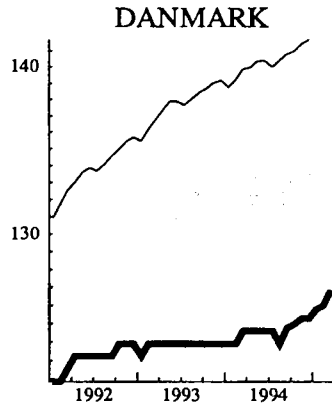
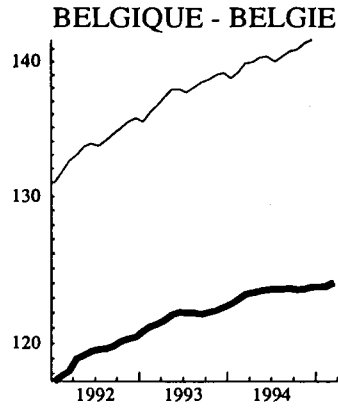
Biens et services de ménage

	EUR12	BELGIQUE BELGIE	DANMARK	BR DEUTSCH LAND	ELLAS	ESPAÑA	FRANCE	IRELAND	ITALIA	LUXEM- BOURG	NEDER- LAND	PORTU- GAL	UNITED KINGDOM	U.S.A.
Preisindizes					Price Indices 1985 = 100					Indices de prix				
1991 O	128.5	115.8	120.0	110.5	252.5	137.5	120.8	116.8	138.5	117.7	109.0	200.6	126.0	111.8
1992 O	133.7	119.3	123.1	114.4	283.6	145.0	123.7	120.0	145.1	123.5	111.9	231.3	130.4	113.7
1993 O	137.7	121.8	123.9	118.0	308.6	152.4	125.5	120.0	151.6	126.7	112.9	251.3	132.3	115.0
1994 O	140.3	123.4	124.6	120.4	336.1	155.9	126.3	123.4	156.6	128.9	113.1	263.0	133.2	116.7
1993 O	138.7	122.0	123.9	118.8	322.8	153.6	126.0	:	152.9	127.5	113.1	254.8	132.9	115.7
1993 N	139.0	122.2	123.9	119.0	325.3	153.9	125.7	121.6	154.1	127.6	113.1	255.6	133.5	116.0
1993 D	139.2	122.4	123.9	119.1	327.5	154.1	125.7	:	154.2	127.9	113.0	254.6	134.1	116.0
1994 J	138.8	122.6	123.9	119.4	318.9	154.5	125.8	:	154.2	127.9	113.2	257.1	130.8	116.2
1994 F	139.2	122.9	123.9	119.7	317.6	154.8	125.8	122.5	155.1	128.1	113.2	259.5	131.8	116.1
1994 M	139.9	123.2	124.6	119.9	334.1	155.2	126.4	:	155.2	128.6	113.2	264.4	133.2	116.3
1994 A	140.0	123.3	124.6	120.1	337.2	155.7	126.5	:	155.4	128.9	113.1	264.2	132.8	116.3
1994 M	140.4	123.5	124.6	120.3	339.7	155.8	126.6	123.1	156.4	129.0	113.1	263.5	133.3	116.7
1994 J	140.4	123.6	124.6	120.3	341.7	156.0	126.6	:	156.6	129.0	113.1	263.4	133.3	117.0
1994 J	140.0	123.6	124.6	120.5	319.1	156.1	126.6	:	156.7	129.0	113.1	262.6	131.4	117.1
1994 A	140.4	123.6	123.9	120.5	320.1	156.1	126.6	123.5	157.2	129.1	113.1	262.8	133.2	117.0
1994 S	140.8	123.6	124.8	120.6	346.0	156.3	126.6	:	157.2	129.2	113.1	262.6	133.9	117.0
1994 O	141.0	123.5	125.0	120.7	349.7	156.5	126.6	:	157.5	129.2	113.1	264.0	134.0	117.0
1994 N	141.5	123.6	125.3	121.1	353.0	156.7	126.1	124.6	158.6	129.3	113.1	265.5	135.2	116.7
1994 D	141.7	123.7	125.3	121.1	355.9	157.0	126.1	:	158.9	129.5	113.1	266.5	136.0	116.4
1995 J	:	123.7	125.8	121.3	346.8	157.4	126.2	:	159.0	129.7	113.2	268.2	133.4	117.4
1995 F	:	123.8	126.0	121.6	342.1	158.3	126.5	125.0	159.8	129.9	113.4	274.1	135.1	118.0
1995 M	:	124.0	126.8	121.8	361.7	159.2	127.2	:	160.5	130.5	113.6	275.2	136.9	:

VERBRAUCHERPREISE
MOEBEL UND HAUSHALTSARTIKEL

CONSUMER PRICES
HOUSEHOLD EQUIPMENT
1985 = 100

PRIX A LA CONSOMMATION
AMEUBLEMENT ET ARTICLES DE MENAGE



---- EUR 12

F1

VERBRAUCHERPREISE

CONSUMER PRICES

PRIX A LA CONSOMMATION

Möbel, Bodenbelag, Haushaltstextilien

Furniture, Floorcoverings, Household Textiles

Meubles, Revêtements de sol, Textiles de ménage

	EUR12	BELGIQUE BELGIE	DANMARK	BR DEUTSCH LAND	ELLAS	ESPANA	FRANCE	IRELAND	ITALIA	LUXEM- BOURG	NEDER- LAND	PORTU- GAL	UNITED KINGDOM	U.S.A.
Preisindizes					Price Indices 1985 = 100					Indices de prix				
1991 O	126.0	116.5	121.3	109.0	255.4	141.9	123.9	114.6	143.6	122.0	107.1	204.2	126.3	106.6
1992 O	130.9	119.0	125.2	111.8	284.7	150.5	127.4	116.7	150.9	128.5	110.2	226.3	129.8	108.1
1993 O	134.5	121.1	126.2	115.0	304.3	157.3	129.5	117.3	158.0	132.2	111.3	243.2	130.2	108.5
1994 O	137.3	122.6	126.9	117.1	325.2	161.5	131.0	119.4	163.9	134.8	111.7	249.2	131.1	110.0
1993 O	135.4	121.4	125.9	115.6	318.3	158.6	130.2	:	159.0	133.2	111.4	246.9	129.8	109.1
1993 N	135.8	121.4	125.8	115.8	318.6	158.9	129.5	118.2	160.9	133.3	111.7	247.9	131.1	109.4
1993 D	136.0	121.5	125.8	115.8	320.5	159.1	129.5	:	161.0	133.7	111.7	248.3	132.2	109.3
1994 J	135.2	121.5	126.0	116.1	309.1	159.4	129.5	:	161.0	133.7	111.8	249.0	126.7	109.7
1994 F	135.8	121.7	126.0	116.5	307.1	159.8	129.8	118.4	162.0	133.7	111.9	247.7	128.7	109.5
1994 M	136.8	122.1	127.0	116.7	324.7	160.3	131.0	:	162.1	134.4	111.9	248.2	131.2	109.5
1994 A	137.0	122.3	126.7	116.8	328.6	160.8	131.2	:	162.3	134.7	111.7	249.1	130.4	109.7
1994 M	137.5	122.7	126.7	117.1	331.7	161.1	131.3	119.5	163.6	134.8	111.7	249.3	131.2	110.4
1994 J	137.6	122.8	126.7	117.2	332.4	161.4	131.6	:	163.6	135.1	111.6	249.8	131.1	110.6
1994 J	136.7	122.8	126.7	117.2	305.3	161.7	131.6	:	163.7	135.1	111.4	249.6	127.6	110.8
1994 A	137.2	122.8	126.3	117.3	305.3	161.8	131.4	119.4	164.6	135.1	111.4	249.9	131.1	110.5
1994 S	138.1	122.9	127.4	117.4	334.0	162.2	131.6	:	164.7	135.0	111.5	250.7	132.5	110.2
1994 O	138.3	122.9	127.4	117.5	338.6	162.5	131.6	:	165.0	135.1	111.6	251.9	132.4	109.9
1994 N	138.7	123.0	127.7	117.8	342.4	163.0	130.5	120.2	166.7	135.2	111.6	242.8	134.5	109.8
1994 D	139.1	123.3	127.6	117.8	343.3	163.4	130.6	:	167.0	135.4	111.7	252.9	136.3	109.3
1995 J	138.4	123.3	128.3	118.1	330.9	164.1	130.7	:	167.1	135.7	111.6	254.1	130.6	109.5
1995 F	:	123.4	128.8	118.3	324.5	164.8	130.8	120.1	:	135.9	111.9	257.4	133.3	110.1
1995 M	:	124.0	129.5	118.7	345.7	165.8	132.4	:	:	137.1	112.1	257.6	136.0	:

F2

VERBRAUCHERPREISE

CONSUMER PRICES

PRIX A LA CONSOMMATION

Maschinen, Apparate und Dienstleistungen

Household appliances, Utensils and Services

Appareils, ustensiles et services de ménage

	EUR12	BELGIQUE BELGIE	DANMARK	BR DEUTSCH LAND	ELLAS	ESPAÑA	FRANCE	IRELAND	ITALIA	LUXEM- BOURG	NEDER- LAND	PORTU- GAL	UNITED KINGDOM	U.S.A.
Preisindizes	Price Indices													
	1985 = 100													
1991 O	126.3	115.8	119.4	111.7	243.6	134.2	118.4	117.8	136.0	112.1	110.8	173.2	126.2	119.4
1992 O	131.6	119.7	121.7	116.3	270.9	140.8	120.9	121.5	142.0	117.0	113.3	196.9	130.7	122.3
1993 O	135.8	122.3	123.0	120.2	292.2	147.0	122.5	121.2	148.3	119.7	114.4	209.8	133.5	124.6
1994 O	138.6	124.2	124.1	122.7	316.9	150.1	122.9	125.2	152.7	121.3	114.4	217.1	134.5	126.7
1993 O	137.1	122.7	123.5	121.1	307.6	148.0	122.7	:	149.6	120.1	114.5	212.5	134.8	125.7
1993 N	137.5	122.9	123.5	121.3	312.2	148.4	122.7	123.1	150.5	120.3	114.4	212.5	135.0	125.8
1993 D	137.6	123.2	123.5	121.4	314.4	148.6	122.6	:	150.5	120.5	114.3	212.0	135.2	125.8
1994 J	137.3	123.5	123.6	121.9	300.7	149.0	122.8	:	150.7	120.3	114.3	213.6	133.5	125.8
1994 F	137.5	123.9	123.4	122.1	296.1	149.2	122.8	124.3	151.6	120.9	114.3	215.1	133.8	126.0
1994 M	138.4	124.2	124.0	122.3	321.1	149.8	122.9	:	151.7	121.1	114.3	218.0	134.3	126.3
1994 A	138.5	124.3	124.1	122.5	322.2	150.2	122.9	:	151.7	121.4	114.3	218.0	134.3	126.0
1994 M	138.8	124.2	124.1	122.6	323.3	150.3	122.9	124.7	152.7	121.4	114.2	217.5	134.6	126.3
1994 J	138.8	124.3	124.1	122.6	325.9	150.2	122.8	:	152.9	121.2	114.3	217.5	134.7	126.7
1994 J	137.9	124.3	123.9	122.8	289.8	150.3	122.9	:	152.9	121.2	114.5	216.9	133.7	126.7
1994 A	138.1	124.4	124.0	122.9	290.2	150.2	122.8	125.3	153.2	121.5	114.6	217.0	134.5	126.9
1994 S	139.1	124.4	124.2	123.0	330.3	150.2	122.8	:	153.4	121.7	114.5	216.8	134.7	127.2
1994 O	139.3	124.3	124.3	123.0	333.0	150.5	122.8	:	153.4	121.7	114.3	217.5	134.9	127.7
1994 N	139.7	124.3	124.7	123.4	334.7	150.6	122.7	126.5	154.2	121.8	114.4	218.5	135.6	127.1
1994 D	139.8	124.3	124.5	123.5	335.9	150.9	122.7	:	154.5	122.0	114.4	219.1	135.7	127.3
1995 J	139.5	124.3	125.2	123.7	319.3	151.2	122.9	:	154.5	122.0	114.6	220.3	135.2	129.3
1995 F	:	124.3	125.2	123.9	341.3	152.1	123.0	127.1	:	122.2	114.6	223.9	136.3	130.0
1995 M	:	124.5	126.3	124.1	3412.8	153.0	123.2	:	:	122.1	114.9	224.5	137.4	:

G

VERBRAUCHERPREISE

CONSUMER PRICES

PRIX A LA CONSOMMATION

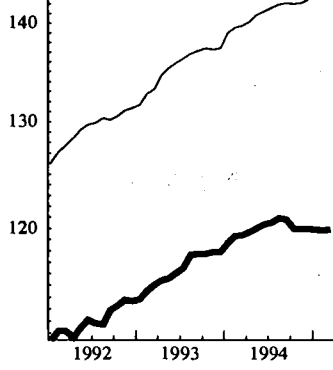
Verkehr und Nachrichtenübermittlung

Transports and communications

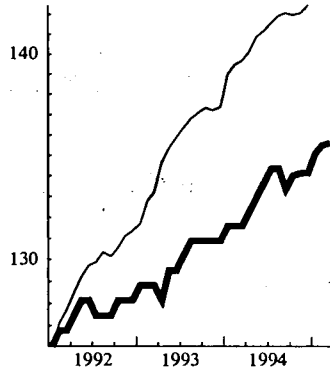
Transports et communications

	EUR12	BELGIQUE BELGIE	DANMARK	BR DEUTSCH LAND	ELLAS	ESPAÑA	FRANCE	IRELAND	ITALIA	LUXEM- BOURG	NEDER- LAND	PORTU- GAL	UNITED KINGDOM	U.S.A.
Preisindizes					Price Indices 1985 = 100					Indices de prix				
1991 O	123.4	109.9	124.7	112.1	281.2	142.2	116.3	111.0	130.9	103.9	110.6	190.7	132.6	116.4
1992 O	129.3	112.0	127.5	117.1	331.7	153.0	119.0	110.6	137.3	109.1	114.2	202.5	141.0	118.9
1993 O	135.5	116.3	129.9	121.7	401.9	156.7	122.9	113.4	145.3	114.7	117.3	230.4	146.6	122.6
1994 O	141.0	119.9	133.2	125.7	424.6	166.1	125.7	114.6	152.1	117.9	122.0	244.1	150.4	126.2
1993 O	137.4	117.7	130.9	122.4	406.6	160.5	124.3	:	146.7	116.8	117.8	235.9	148.8	123.9
1993 N	137.2	117.9	130.9	122.6	407.3	160.5	124.4	114.2	147.0	116.9	117.9	236.5	147.2	124.6
1993 D	137.4	117.9	130.9	122.2	407.9	160.0	124.4	:	146.8	116.8	117.3	236.6	148.4	124.4
1994 J	139.0	118.7	131.6	124.8	411.7	162.7	125.0	:	148.9	116.2	120.6	238.7	148.8	123.7
1994 F	139.5	119.3	131.6	125.1	413.3	163.2	124.9	112.7	149.6	116.2	120.9	241.6	149.6	124.0
1994 M	139.7	119.4	131.6	125.0	417.8	163.7	124.6	:	149.9	116.3	121.4	242.9	150.0	124.3
1994 A	140.1	119.7	132.3	125.3	420.4	164.0	125.1	:	149.9	116.4	122.2	243.4	150.5	124.6
1994 M	140.9	120.0	133.0	125.5	421.6	165.1	125.4	113.9	152.0	117.0	122.4	244.0	151.0	124.5
1994 J	141.2	120.4	133.6	125.6	423.4	165.9	125.7	:	152.2	117.1	122.5	244.2	151.1	125.8
1994 J	141.6	120.5	134.3	126.5	429.8	166.0	126.2	:	152.7	119.1	122.4	244.7	150.7	126.5
1994 A	142.0	120.9	134.3	126.5	432.8	166.0	126.5	115.9	153.1	119.1	122.8	245.6	151.3	127.7
1994 S	142.1	120.8	133.4	125.9	431.2	168.8	126.5	:	153.3	119.6	122.6	245.9	151.0	127.7
1994 O	142.0	119.9	134.0	125.7	430.2	169.2	126.2	:	154.1	119.2	122.2	246.1	150.1	127.9
1994 N	142.1	119.9	134.1	125.9	430.7	169.5	126.1	115.8	154.8	119.1	122.2	246.3	149.6	128.9
1994 D	142.5	119.9	134.1	126.0	432.5	169.4	126.2	:	154.9	119.3	122.0	245.9	150.8	128.9
1995 J	:	119.9	135.1	126.2	444.7	171.5	127.4	:	155.3	119.0	124.2	249.6	151.3	129.1
1995 F	:	119.8	135.5	126.4	445.0	172.0	128.0	116.1	156.6	119.3	124.4	252.5	151.8	129.2
1995 M	:	119.9	135.6	126.4	446.6	172.6	127.7	:	157.8	119.5	124.4	253.6	152.7	:

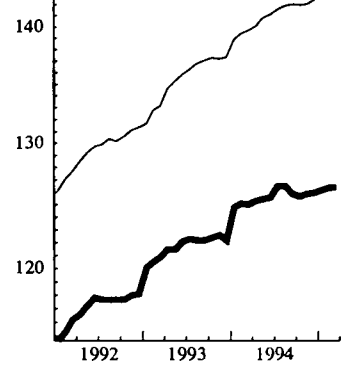
BELGIQUE - BELGIE



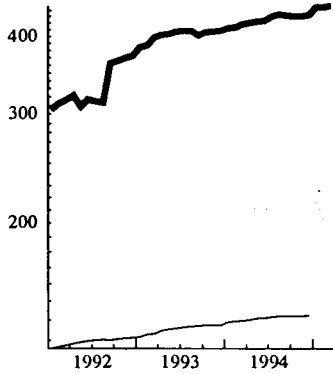
DANMARK



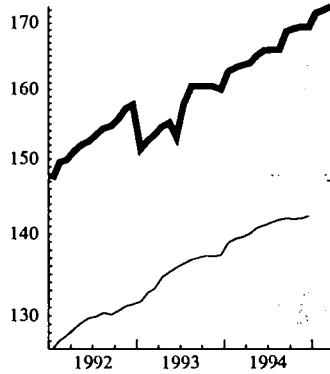
BR DEUTSCHLAND



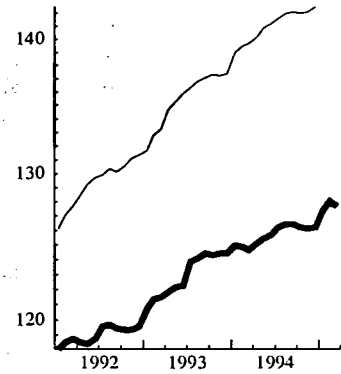
ELLADA



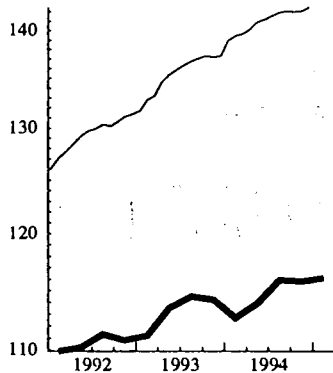
ESPAÑA



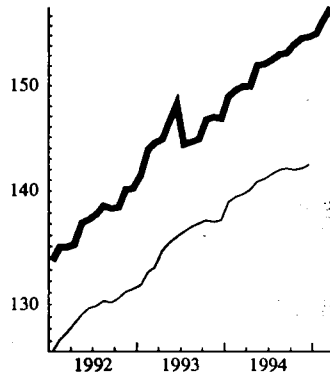
FRANCE



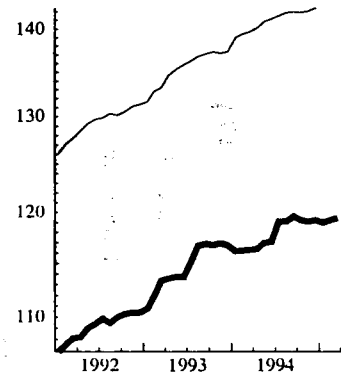
IRELAND



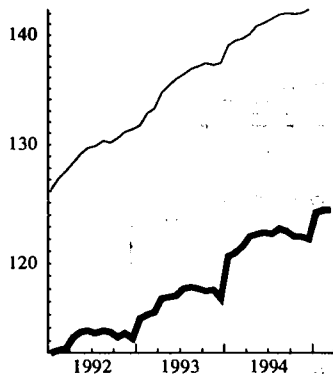
ITALIA



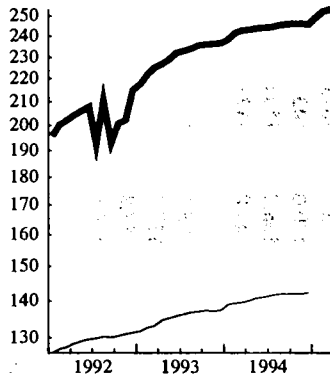
LUXEMBOURG



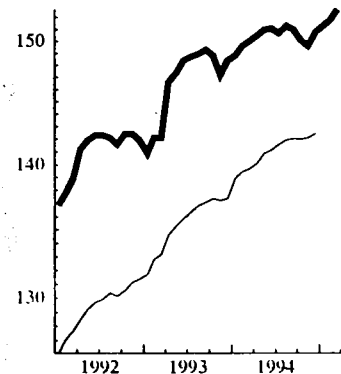
NEDERLAND



PORTUGAL



UNITED KINGDOM



--- EUR 12

G1

VERBRAUCHERPREISE

CONSUMER PRICES

PRIX A LA CONSOMMATION

Private Verkehrsmittel

Private Transports

Transports privés

	EUR12	BELGIQUE BELGIE	DANMARK	BR DEUTSCH LAND	ELLAS	ESPAÑA	FRANCE	IRELAND	ITALIA	LUXEM- BOURG	NEDER- LAND	PORTU- GAL	UNITED KINGDOM	U.S.A.
Preisindizes					Price Indices 1985 = 100									
1991 O	123.5	107.6	114.9	112.5	176.9	141.9	117.5	110.3	126.4	103.3	111.9	208.6	131.2	114.8
1992 O	129.6	109.6	117.0	118.0	208.6	152.0	120.1	108.9	132.6	109.2	115.3	221.5	140.1	117.4
1993 O	135.2	113.8	119.3	123.3	236.5	158.5	124.4	111.7	141.3	114.6	117.5	247.8	143.2	120.3
1994 O	141.2	117.0	122.3	128.7	244.2	167.6	127.5	112.9	148.3	117.6	122.1	263.6	151.1	123.8
1993 O	136.2	114.9	120.7	124.0	220.5	162.3	126.1	:	142.6	116.3	118.0	253.8	142.7	121.5
1993 N	137.3	115.1	120.2	124.8	222.6	162.3	126.3	112.7	142.8	116.5	118.1	254.6	146.7	122.0
1993 D	137.3	115.2	119.7	124.4	225.5	161.9	126.1	:	142.7	116.3	117.6	254.8	148.2	121.2
1994 J	139.5	115.7	121.1	127.9	237.9	164.3	127.1	:	145.2	115.6	121.0	257.4	148.9	120.8
1994 F	140.0	116.3	121.1	128.5	239.5	165.1	126.5	110.8	145.9	115.7	121.4	261.0	149.8	121.1
1994 M	140.1	116.3	121.1	128.2	240.9	165.4	126.3	:	145.9	115.8	121.6	262.5	150.7	121.2
1994 A	140.5	116.6	122.1	128.4	242.2	165.9	126.9	:	145.9	115.8	122.0	262.9	151.3	121.7
1994 M	141.3	117.0	122.8	128.7	242.8	167.2	127.3	112.5	148.2	116.5	122.4	263.3	151.9	122.5
1994 J	141.5	117.4	122.8	128.7	244.0	168.0	127.6	:	148.3	116.7	122.4	263.5	151.9	123.4
1994 J	141.6	117.6	122.8	128.6	244.9	168.1	128.0	:	148.9	119.0	122.5	264.1	151.5	124.2
1994 A	142.2	118.1	123.2	129.6	246.1	169.1	128.3	114.0	149.4	118.9	122.9	265.3	152.2	125.3
1994 S	142.0	118.0	122.3	128.9	248.1	169.1	128.3	:	149.4	119.5	122.5	265.7	151.9	125.4
1994 O	142.0	116.9	122.9	128.8	249.1	169.6	128.0	:	150.4	119.1	122.0	265.9	151.1	125.9
1994 N	142.0	117.0	122.9	129.0	247.0	170.0	128.0	114.1	151.1	119.0	122.0	266.3	150.5	127.0
1994 D	142.3	117.0	122.6	129.1	247.5	169.8	128.0	:	151.2	119.1	122.0	265.7	152.0	127.1
1995 J	143.3	116.9	124.9	129.8	249.9	171.9	129.7	:	151.2	119.1	124.3	269.3	152.4	127.1
1995 F	:	116.7	125.0	130.3	249.1	172.3	130.2	114.4	:	119.3	124.5	272.5	152.9	127.2
1995 M	:	116.8	125.0	130.3	249.6	172.8	130.1	:	:	119.2	124.6	273.7	154.1	:

G2

VERBRAUCHERPREISE

CONSUMER PRICES

PRIX A LA CONSOMMATION

Öffentliche Verkehrsmittel

Public transports

Transports publics

	EUR12	BELGIQUE BELGIE	DANMARK	BR DEUTSCH LAND	ELLAS	ESPAÑA	FRANCE	IRELAND	ITALIA	LUXEM- BOURG	NEDER- LAND	PORTU- GAL	UNITED KINGDOM	U.S.A.	
Preisindizes					Price Indices 1985 = 100										Indices de prix
1991 O	150.8	117.8	132.1	113.9	283.4	154.2	125.1	116.1	151.7	112.7	110.0	169.3	150.3	134.9	
1992 O	165.1	122.4	137.3	119.0	356.3	168.5	130.3	122.8	164.4	111.9	115.5	186.4	159.7	137.1	
1993 O	175.0	128.3	125.8	125.3	389.3	183.2	135.4	124.3	173.5	123.5	121.3	199.4	167.3	151.2	
1994 O	181.1	132.2	145.9	129.7	401.1	194.8	137.4	124.4	178.9	124.1	126.7	208.4	172.4	155.7	
1993 O	176.0	128.6	141.7	126.8	388.9	185.0	135.9	:	176.2	124.1	121.7	203.6	166.4	152.3	
1993 N	176.6	128.7	141.7	126.6	388.9	185.3	135.0	123.3	176.6	124.1	121.8	203.3	169.0	156.7	
1993 D	178.3	128.7	141.7	127.4	405.0	185.4	136.2	:	176.9	124.1	121.8	203.2	168.9	159.8	
1994 J	178.9	129.0	141.7	127.9	395.7	192.1	135.4	:	177.3	124.4	125.6	203.5	170.9	158.8	
1994 F	178.8	132.5	142.8	127.7	389.5	192.0	136.7	122.8	177.9	124.4	125.7	203.9	171.1	159.3	
1994 M	179.3	132.4	142.3	128.9	389.5	193.4	136.3	:	178.4	124.4	125.7	205.8	171.6	161.7	
1994 A	178.4	132.5	142.8	129.5	395.3	194.2	137.1	:	169.1	124.9	126.6	207.7	171.6	159.8	
1994 M	178.5	132.5	143.4	129.4	393.5	194.6	136.2	123.2	170.3	124.9	126.6	210.2	172.2	153.9	
1994 J	179.0	132.5	145.6	130.7	392.7	194.7	136.7	:	170.5	123.7	126.6	210.5	172.8	153.9	
1994 J	180.5	132.5	149.0	130.9	405.2	195.4	138.9	:	170.8	123.7	126.9	210.6	172.6	155.2	
1994 A	183.6	132.5	149.0	130.7	407.9	196.2	139.0	126.7	184.7	123.7	127.0	209.7	173.3	156.9	
1994 S	183.7	132.5	146.7	130.7	407.9	196.4	138.4	:	186.5	123.8	127.2	209.7	173.0	155.5	
1994 O	183.6	132.5	149.5	129.6	407.9	196.0	138.1	:	186.8	123.8	127.3	209.8	173.0	152.5	
1994 N	183.6	132.5	149.0	130.0	407.9	196.2	137.4	124.8	186.9	123.8	127.4	209.1	173.1	151.4	
1994 D	185.1	132.5	149.0	130.8	419.7	196.2	138.6	:	187.9	124.3	127.6	209.9	173.2	150.0	
1995 J	185.8	132.6	148.4	132.1	413.8	200.5	138.0	:	188.6	124.7	129.5	211.3	174.7	152.5	
1995 F	:	134.5	148.4	133.4	407.9	202.6	139.6	125.1	:	124.7	129.6	214.9	176.0	153.9	
1995 M	:	134.5	150.1	133.7	407.9	203.6	139.1	:	:	124.7	129.6	216.3	175.5	:	

G3

VERBRAUCHERPREISE

CONSUMER PRICES

PRIX A LA CONSOMMATION

Nachrichtenübermittlung (1)

Communications (1)

Communications (1)

	EUR12	BELGIQUE BELGIE	DANMARK	BR DEUTSCH LAND	ELLAS	ESPAÑA	FRANCE	IRELAND	ITALIA	LUXEM- BOURG	NEDER- LAND	PORTU- GAL	UNITED KINGDOM	U.S.A.
Preisindizes	Price Indices													
	1985 = 100													
1991 O	117.3	100.4	125.5	105.8	270.8	122.5	96.7	106.7	129.5	102.3	103.3	128.3	127.1	114.6
1992 O	120.8	101.0	128.7	109.9	302.4	130.3	97.1	105.5	130.1	101.9	107.0	137.8	131.2	115.1
1993 O	125.8	104.4	128.5	112.1	415.7	138.4	97.7	109.4	130.6	107.3	112.4	146.8	132.0	115.7
1994 O	128.9	111.4	128.3	115.0	483.8	148.4	99.1	112.5	130.6	112.8	117.6	150.8	125.4	117.3
1993 O	128.6	108.8	128.3	113.6	483.8	139.9	98.5	:	130.6	112.8	113.6	150.8	131.8	116.3
1993 N	128.8	108.8	128.3	113.6	483.8	139.9	99.1	111.2	130.6	112.8	113.6	150.8	132.4	116.3
1993 D	128.5	108.8	128.3	113.6	483.8	139.9	98.3	:	130.6	112.8	111.7	150.8	132.2	116.6
1994 J	128.3	111.3	128.3	113.6	483.8	140.0	98.7	:	130.6	112.8	113.6	150.8	128.8	116.4
1994 F	128.3	111.3	128.3	113.6	483.8	140.0	99.2	111.2	130.6	112.8	113.6	150.8	128.5	117.4
1994 M	127.9	111.3	128.3	113.6	483.8	140.0	99.2	:	130.6	112.8	113.6	150.8	125.7	117.4
1994 A	132.2	111.3	128.3	129.5	483.8	140.0	99.2	:	130.6	112.8	119.1	150.8	126.2	117.2
1994 M	128.3	111.3	128.3	113.6	483.8	140.0	99.2	110.2	130.6	112.8	119.1	150.8	126.2	117.3
1994 J	128.4	112.4	128.3	113.6	483.8	140.0	99.2	:	130.6	112.8	119.1	150.8	126.2	117.4
1994 J	128.3	111.3	128.3	113.8	483.8	140.0	99.2	:	130.6	112.8	119.1	150.8	125.7	117.4
1994 A	129.5	111.3	128.3	113.8	483.8	160.2	99.3	114.2	130.6	112.8	119.0	150.8	125.7	117.4
1994 S	129.4	111.3	128.3	113.8	483.8	160.2	99.3	:	130.6	112.8	119.1	150.8	125.0	117.4
1994 O	129.0	111.3	128.3	113.8	483.8	160.2	99.3	:	130.6	112.8	119.1	150.8	122.3	117.3
1994 N	129.0	111.3	128.3	113.8	483.8	160.2	99.3	114.2	130.6	112.8	119.1	150.8	122.3	117.3
1994 D	128.8	111.2	128.3	113.8	483.8	160.2	99.3	:	130.6	112.8	117.2	150.8	122.3	117.4
1995 J	132.3	111.2	128.3	113.8	580.3	161.7	99.3	:	133.4	109.8	119.1	158.0	122.3	117.4
1995 F	:	111.2	128.3	113.8	580.3	161.7	99.3	114.2	:	111.4	119.1	158.0	122.5	117.4
1995 M	:	111.2	128.3	113.8	580.3	161.7	98.9	:	:	114.2	119.1	158.0	122.9	:

1) Postal and telephone Services

1) Postal and telephone Services

1) Services de poste et des téléphones

H

VERBRAUCHERPREISE

CONSUMER PRICES

PRIX A LA CONSOMMATION

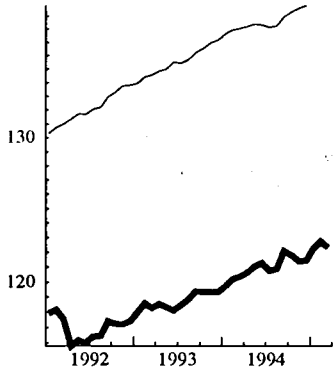
Erholung, Unterhaltung und Bildung

Recreation and Education, etc

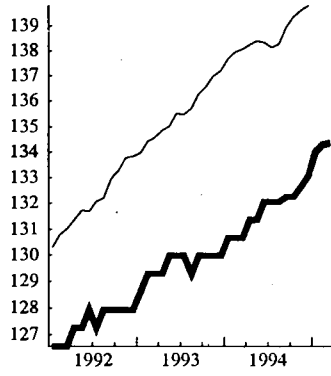
Loisirs, Spectacles, Enseignements, etc

	EUR12	BELGIQUE BELGIE	DANMARK	BR DEUTSCH LAND	ELLAS	ESPANA	FRANCE	IRELAND	ITALIA	LUXEM- BOURG	NEDER- LAND	PORTU- GAL	UNITED KINGDOM	U.S.A.
Preisindizes					Price Indices 1985 = 100					Indices de prix				
1991 O	126.2	116.1	124.9	108.1	238.3	138.5	117.4	124.0	148.5	109.4	103.6	183.8	132.0	128.1
1992 O	132.1	117.0	127.4	112.7	285.9	149.1	120.8	128.6	157.0	111.7	105.0	198.6	138.4	131.7
1993 O	135.6	118.7	129.7	115.9	320.8	150.9	122.1	133.4	162.4	113.7	106.9	211.5	142.3	134.9
1994 O	138.6	121.0	131.8	118.1	359.3	157.1	122.5	137.2	167.1	115.6	108.7	227.9	145.0	138.9
1993 O	136.6	119.3	130.0	116.7	334.4	153.7	122.3	:	163.9	114.2	105.3	218.9	143.5	136.3
1993 N	137.0	119.3	130.0	117.0	330.4	153.8	121.8	135.6	164.8	115.1	107.8	220.6	144.0	136.7
1993 D	137.2	119.4	130.0	117.1	332.1	154.2	122.4	:	164.9	115.6	107.9	221.0	144.1	136.0
1994 J	137.7	119.7	130.7	117.5	335.0	155.2	122.9	:	165.5	116.4	109.0	224.4	144.0	137.4
1994 F	138.0	120.2	130.7	117.8	335.4	155.5	123.1	136.0	166.0	117.1	109.3	223.0	144.2	138.0
1994 M	138.1	120.4	130.7	117.8	340.8	155.9	122.7	:	166.2	116.1	109.6	223.9	144.4	138.5
1994 A	138.2	120.6	131.4	117.9	348.4	156.2	122.5	:	166.3	115.5	108.9	224.4	145.0	138.5
1994 M	138.4	121.1	131.4	118.0	351.5	156.7	122.4	136.8	166.6	115.4	109.1	225.0	145.2	138.7
1994 J	138.4	121.3	132.0	117.8	355.1	156.8	122.3	:	166.6	115.0	108.3	225.3	145.3	138.6
1994 J	138.1	120.8	132.0	117.7	350.7	156.8	122.2	:	167.0	114.3	107.7	225.9	144.5	139.0
1994 A	138.3	120.9	132.0	117.9	353.6	156.8	121.9	137.1	167.3	114.2	107.4	226.8	144.8	139.0
1994 S	139.0	122.1	132.3	118.3	386.9	157.8	122.3	:	167.4	115.2	108.7	227.5	145.4	139.5
1994 O	139.4	121.8	132.3	118.6	387.8	158.8	122.6	:	167.7	115.7	109.0	235.8	145.7	139.7
1994 N	139.7	121.4	132.7	118.9	382.9	159.1	122.7	139.0	168.8	116.5	109.0	236.5	145.8	140.3
1994 D	139.8	121.4	133.1	119.0	384.1	159.5	122.9	:	169.1	116.3	108.9	236.8	146.0	139.9
1995 J	:	122.2	134.0	119.5	385.8	160.7	123.4	:	169.8	117.9	109.6	237.0	146.1	140.8
1995 F	:	122.7	134.3	119.7	387.6	161.4	123.7	139.7	170.3	117.7	109.9	238.2	146.2	141.1
1995 M	:	122.4	134.4	119.7	402.6	161.8	123.4	:	171.0	117.3	109.4	238.7	146.3	:

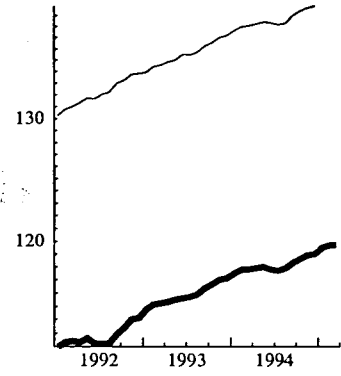
BELGIQUE - BELGIE



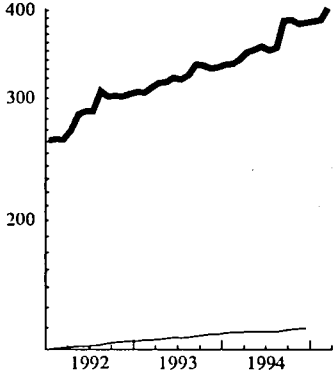
DANMARK



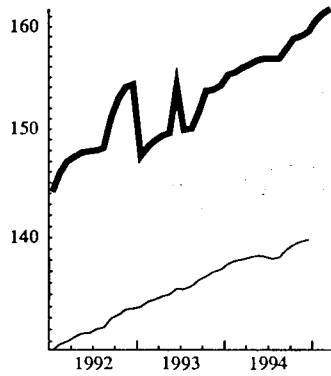
BR DEUTSCHLAND



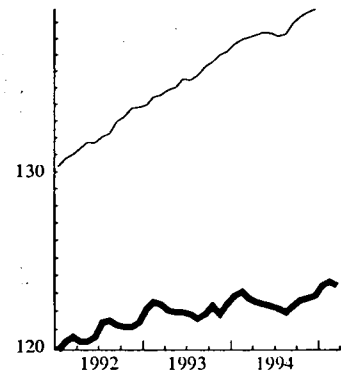
ELLADA



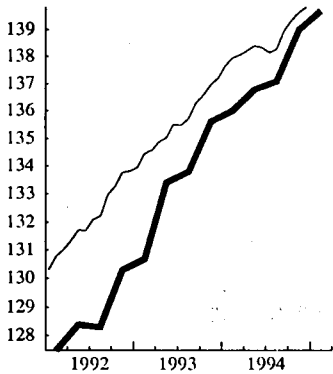
ESPAÑA



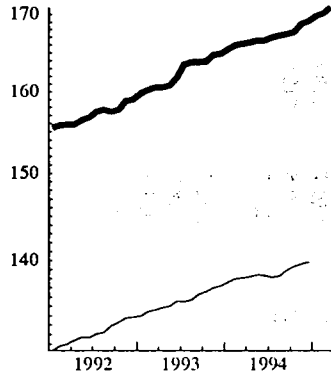
FRANCE



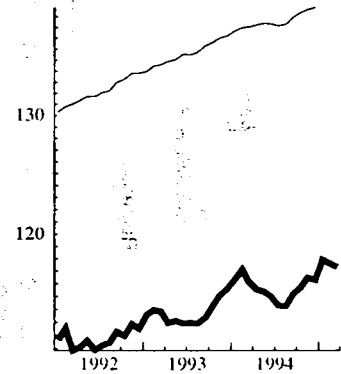
IRELAND



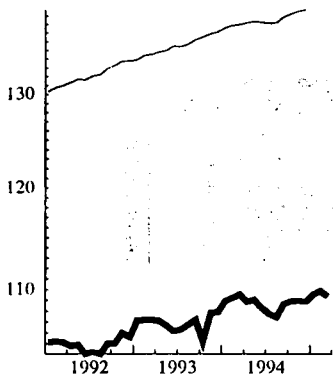
ITALIA



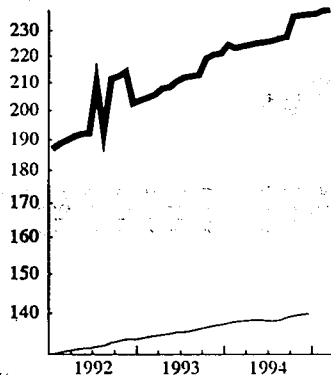
LUXEMBOURG



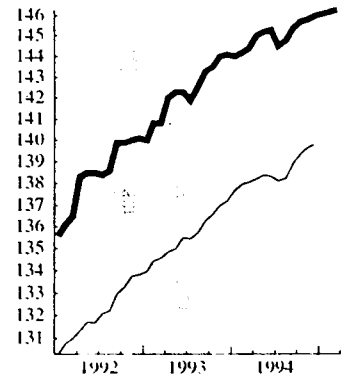
NEDERLAND



PORTUGAL



UNITED KINGDOM



---- EUR 12

H1

VERBRAUCHERPREISE

CONSUMER PRICES

PRIX A LA CONSOMMATION

Waren für die Freizeitgestaltung (1)

Recreation Goods (1)

Articles récréatifs (1)

	EUR12	BELGIQUE BELGIE	DANMARK	BR DEUTSCH LAND	ELLAS	ESPANA	FRANCE	IRELAND	ITALIA	LUXEM- BOURG	NEDER- LAND	PORTU- GAL	UNITED KINGDOM	U.S.A.
Preisindizes					Price Indices 1985 = 100									
1991 0	108.5	102.4	108.1	99.8	238.4	110.7	107.0	101.3	123.4	99.0	91.3	:	111.4	114.7
1992 0	111.5	98.6	108.3	107.3	260.7	113.6	108.2	99.7	126.1	100.5	90.1	:	112.1	117.0
1993 0	111.2	97.2	108.1	102.9	279.5	116.3	107.7	97.6	130.2	101.0	90.3	:	112.4	119.0
1994 0	111.7	97.2	108.3	103.5	307.7	118.0	106.5	98.0	133.6	101.2	90.0	:	110.7	121.4
1993 O	111.4	96.8	107.5	103.0	292.4	116.8	107.5	:	131.2	100.5	89.8	:	112.1	119.8
1993 N	111.6	96.6	108.2	103.4	297.6	116.9	106.6	98.5	131.5	101.7	90.8	:	112.6	119.8
1993 D	111.9	96.6	108.2	103.6	304.8	117.1	107.3	:	131.8	102.4	90.9	:	112.5	119.9
1994 J	111.9	96.5	108.2	103.9	300.7	117.2	107.6	:	132.4	103.5	91.7	:	111.4	120.1
1994 F	112.2	97.5	108.2	104.0	298.6	117.5	107.9	98.0	133.0	104.1	92.0	:	111.7	119.9
1994 M	112.1	97.2	108.2	103.9	300.7	117.7	107.3	:	133.0	102.7	92.0	:	111.9	120.6
1994 A	111.8	97.2	108.2	103.6	301.2	118.0	106.6	:	133.0	101.5	90.3	:	111.7	121.0
1994 M	111.9	97.8	108.2	103.5	306.5	118.3	106.5	98.1	133.5	101.0	90.7	:	111.5	121.5
1994 J	111.7	98.2	109.0	103.3	312.4	118.2	106.3	:	133.5	100.4	89.3	:	111.1	121.4
1994 J	111.0	96.6	108.2	103.0	293.1	118.3	105.9	:	133.5	99.3	88.2	:	109.6	121.7
1994 A	111.0	96.9	108.2	102.8	293.6	118.2	105.5	97.9	133.7	99.2	87.4	:	110.1	121.7
1994 S	111.4	98.2	108.2	103.1	313.1	118.2	105.9	:	133.7	100.6	89.4	:	110.0	122.2
1994 O	111.5	97.5	108.2	103.4	319.3	118.2	106.1	:	133.9	100.0	89.7	:	109.8	122.1
1994 N	111.9	96.6	108.2	103.8	323.4	118.2	106.3	97.9	134.7	101.0	89.7	:	110.0	122.4
1994 D	112.0	96.5	109.0	104.0	329.8	118.1	106.3	:	134.9	100.7	89.5	:	110.1	122.0
1995 J	112.1	97.2	109.7	104.3	321.5	118.3	106.5	:	135.0	102.4	89.3	:	109.8	122.6
1995 F	:	97.9	109.7	104.4	321.4	118.6	106.7	98.0	:	101.9	90.0	:	110.0	122.5
1995 M	:	96.7	109.7	104.2	329.0	118.7	106.2	:	:	101.1	89.0	:	110.0	:

1) Nicht zur Verfügung für Portugal

1) Not available for Portugal

1) Pas disponible pour le Portugal

H2

VERBRAUCHERPREISE

CONSUMER PRICES

PRIX A LA CONSOMMATION

Dienstleistungen für die Freizeitgestaltung

Recreational Services

Services de Loisirs

	EUR12	BELGIQUE BELGIE	DANMARK	BR DEUTSCH LAND	ELLAS	ESPANA	FRANCE	IRELAND	ITALIA	LUXEM- BOURG	NEDER- LAND	PORTU- GAL	UNITED KINGDOM	U.S.A.
Preisindizes					Price Indices 1985 = 100				Indices de prix					
1991 O	140.7	120.0	132.1	113.4	258.3	151.9	124.8	113.1	168.4	123.1	111.6	176.3	147.0	135.9
1992 O	153.6	123.2	135.1	124.1	310.1	165.2	126.3	115.6	191.2	128.0	115.5	188.7	158.9	140.6
1993 O	163.4	127.4	138.7	129.6	383.5	177.7	137.6	118.4	196.5	132.8	119.2	195.1	166.0	145.1
1994 O	171.1	131.1	141.9	134.3	458.5	185.3	140.4	122.1	202.2	139.5	123.2	202.8	172.1	150.5
1993 O	166.9	128.7	139.5	131.8	424.2	181.3	138.4	:	199.2	135.4	120.4	196.2	168.4	147.0
1993 N	167.2	128.8	139.5	131.9	425.0	181.5	138.4	118.7	199.7	135.5	120.4	197.5	168.9	147.7
1993 D	167.5	128.8	139.5	132.0	426.0	182.4	138.7	:	199.8	135.6	120.4	197.8	169.0	147.9
1994 J	168.3	129.7	140.4	132.7	426.3	183.0	139.7	:	200.9	135.7	121.7	199.1	169.6	148.9
1994 F	168.9	129.8	140.7	133.2	426.7	183.7	139.9	119.9	200.9	137.6	127.2	200.5	169.8	150.1
1994 M	168.9	129.9	140.7	133.4	427.2	184.0	140.1	:	201.5	137.8	122.0	201.1	170.0	150.3
1994 A	169.3	130.6	141.4	133.6	427.3	184.5	140.4	:	201.5	137.8	122.5	201.9	171.3	150.2
1994 M	169.5	130.6	141.7	133.9	428.8	184.8	140.1	122.1	201.4	138.6	122.5	202.7	171.8	150.0
1994 J	169.9	130.6	142.3	133.8	437.7	185.0	140.1	:	201.7	138.6	122.5	202.7	172.1	150.1
1994 J	170.2	131.0	142.0	134.0	438.0	185.2	140.4	:	202.5	138.6	122.5	203.0	172.2	150.4
1994 A	170.5	131.0	142.0	134.6	438.0	185.3	140.3	123.0	202.5	138.6	122.8	204.4	172.5	150.3
1994 S	173.6	132.5	142.3	135.5	503.9	185.8	140.5	:	203.2	138.9	123.2	204.8	173.6	150.8
1994 O	174.3	132.5	142.9	135.5	512.9	187.2	141.0	:	203.6	143.4	123.7	204.8	174.1	151.3
1994 N	174.5	132.6	143.2	135.5	516.9	187.1	141.0	123.4	203.4	144.3	123.8	204.2	174.2	152.1
1994 D	174.8	132.7	143.2	135.5	517.6	187.9	141.4	:	203.9	144.4	123.8	204.3	174.4	151.9
1995 J	175.6	133.3	145.1	136.1	517.6	189.6	143.1	:	204.2	144.4	125.1	204.1	174.7	152.8
1995 F	:	133.5	145.1	136.3	518.3	191.2	143.2	124.1	:	144.8	125.2	205.8	174.8	153.6
1995 M	:	133.6	145.1	136.4	518.3	191.1	143.4	:	:	145.5	125.3	206.2	174.8	:

H3

VERBRAUCHERPREISE

CONSUMER PRICES

PRIX A LA CONSOMMATION

Bücher, Zeitungen und Zeitschriften

Books, Newspapers and Magazines

Livres, Journaux et Périodiques

	EUR12	BELGIQUE BELGIE	DANMARK	BR DEUTSCH LAND	ELLAS	ESPANA	FRANCE	IRELAND	ITALIA	LUXEM- BOURG	NEDER- LAND	PORTU- GAL	UNITED KINGDOM	U.S.A.
Preisindizes					Price Indices 1985 = 100				Indices de prix					
1991 O	142.3	133.7	145.6	124.2	336.5	162.5	129.5	146.7	164.2	124.0	114.3	208.4	151.6	141.7
1992 O	149.8	142.2	153.3	127.1	385.0	174.3	135.3	157.1	169.3	126.3	118.8	251.0	162.5	149.6
1993 O	156.5	146.8	157.4	133.9	454.4	182.3	138.4	167.8	176.7	129.8	122.9	274.0	169.1	155.3
1994 O	160.4	151.7	161.6	137.2	493.9	189.7	140.2	171.9	182.8	133.4	126.7	287.1	171.1	161.5
1993 O	157.4	148.8	158.1	134.8	468.1	184.4	138.8	:	178.1	129.8	123.9	275.1	169.1	157.1
1993 N	158.2	149.0	158.4	134.9	476.3	184.8	139.0	170.8	180.4	132.5	123.9	275.3	170.6	157.2
1993 D	158.3	149.2	158.8	135.0	476.3	185.6	139.0	:	180.6	132.6	123.8	275.7	170.7	157.5
1994 J	158.9	149.5	159.6	135.5	476.5	187.6	139.5	:	180.6	133.0	125.0	279.0	171.0	159.8
1994 F	159.1	149.6	160.2	135.6	476.7	188.3	139.7	171.3	180.9	133.1	125.4	280.9	171.2	160.3
1994 M	159.4	150.9	160.2	135.7	476.7	188.1	139.8	:	181.3	133.2	126.7	281.1	171.3	160.3
1994 A	159.8	151.0	160.6	136.9	476.7	188.1	139.8	:	181.8	133.5	127.0	281.3	171.5	160.3
1994 M	160.2	151.8	161.0	137.0	482.1	189.6	140.0	171.6	182.0	133.5	127.0	281.3	172.3	160.4
1994 J	160.5	151.9	161.4	137.1	488.0	189.8	140.2	:	182.0	133.5	127.0	286.5	172.5	160.8
1994 J	160.2	152.2	161.4	137.2	489.3	190.0	140.3	:	182.6	133.5	127.0	291.7	169.9	161.2
1994 A	160.4	152.3	162.0	137.5	489.3	190.0	140.5	171.9	183.0	133.5	127.1	291.7	169.4	161.7
1994 S	160.8	152.5	162.4	137.6	504.1	191.0	140.4	:	183.2	133.5	127.1	291.5	170.6	163.8
1994 O	161.3	152.6	162.8	138.4	511.4	191.0	140.8	:	183.6	133.5	127.0	291.7	170.9	163.2
1994 N	161.9	152.6	163.8	138.7	527.9	191.1	140.8	172.6	186.2	133.6	127.0	293.5	171.0	163.2
1994 D	162.2	152.8	163.4	139.0	527.9	191.3	140.9	:	186.7	133.6	127.0	294.4	171.4	163.0
1995 J	163.3	154.4	164.6	139.8	527.9	193.8	141.3	:	188.8	136.1	128.8	299.9	171.8	166.5
1995 F	:	154.9	165.9	140.1	540.1	195.2	141.8	174.7	:	136.3	128.9	300.8	172.5	167.0
1995 M	:	155.6	165.9	140.5	563.2	197.7	142.0	:	:	136.5	128.9	302.8	172.7	:

J

VERBRAUCHERPREISE

CONSUMER PRICES

PRIX A LA CONSOMMATION

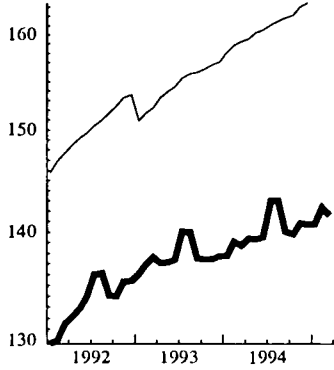
Sonstige Waren und Dienstleistungen

Other Goods and Services

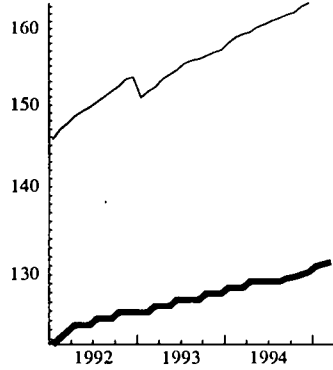
Autres Biens et Services

	EUR12	BELGIQUE BELGIE	DANMARK	BR DEUTSCH LAND	ELLAS	ESPANA	FRANCE	IRELAND	ITALIA	LUXEM- BOURG	NEDER- LAND	PORTU- GAL	UNITED KINGDOM	U.S.A.
Preisindizes					Price Indices					Indices de prix				
					1985 = 100									
1991 0	141.3	127.0	122.1	118.0	244.9	163.0	131.7	129.7	148.5	124.2	110.7	205.0	148.8	145.3
1992 0	150.1	133.4	124.7	124.3	280.6	178.2	136.8	135.7	157.7	130.0	115.2	216.7	159.0	155.2
1993 0	154.5	137.7	127.0	135.2	315.5	160.3	141.1	140.4	166.8	136.1	118.3	236.8	166.8	163.3
1994 0	160.8	140.1	129.3	143.2	359.0	167.4	144.0	145.8	174.2	139.4	120.8	250.6	173.6	168.1
1993 O	156.4	137.5	127.9	136.6	327.4	162.6	142.2	:	169.0	137.3	119.0	240.9	169.1	163.7
1993 N	156.8	137.4	127.9	138.0	333.8	162.2	142.4	142.1	169.9	137.9	118.7	242.2	169.7	164.1
1993 D	157.1	137.8	127.9	138.8	337.5	162.6	142.4	:	170.3	138.1	118.5	241.8	169.6	164.4
1994 J	158.1	137.8	128.6	141.7	347.1	163.8	142.8	:	170.8	138.3	118.9	248.0	169.9	165.2
1994 F	158.9	139.1	128.6	142.0	348.0	164.4	143.0	144.7	171.9	138.7	119.5	245.7	171.2	165.3
1994 M	159.3	138.7	128.6	142.3	352.3	165.9	143.4	:	172.5	138.8	119.4	247.2	171.0	165.5
1994 A	159.6	139.4	129.3	142.4	354.3	166.2	143.6	:	172.6	139.1	120.0	248.0	171.5	166.3
1994 M	160.3	139.3	129.3	142.6	359.3	167.1	143.8	144.3	173.6	139.2	120.9	248.8	172.6	166.9
1994 J	160.6	139.5	129.3	143.3	362.6	167.4	144.0	:	173.9	139.2	120.9	250.2	172.6	167.3
1994 J	161.1	143.0	129.3	143.7	356.6	168.0	144.1	:	174.5	139.3	121.8	250.7	173.1	167.6
1994 A	161.5	143.0	129.3	143.7	357.1	168.0	144.3	147.3	175.0	139.4	122.4	251.0	174.2	168.8
1994 S	161.9	140.0	129.6	143.7	363.9	169.4	144.5	:	175.6	139.9	121.7	252.9	174.7	170.5
1994 O	162.2	139.8	129.8	143.9	368.0	169.8	144.8	:	176.3	140.1	121.8	254.7	174.6	170.9
1994 N	163.1	140.9	130.0	144.3	369.0	168.9	144.8	146.7	177.0	140.2	121.2	255.1	178.6	171.3
1994 D	163.5	140.7	130.4	145.2	369.2	169.7	144.9	:	177.2	140.3	121.3	255.4	179.1	171.4
1995 J	:	140.8	131.0	147.3	366.4	171.2	145.3	:	178.2	141.4	121.6	257.8	176.3	171.9
1995 F	:	142.3	131.2	147.9	379.5	172.4	145.4	147.9	:	141.8	121.8	259.7	176.6	172.8
1995 M	:	141.6	131.4	147.9	384.3	173.6	145.7	:	:	142.1	122.2	260.4	177.3	:

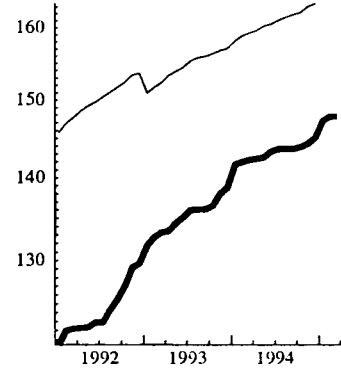
BELGIQUE - BELGIE



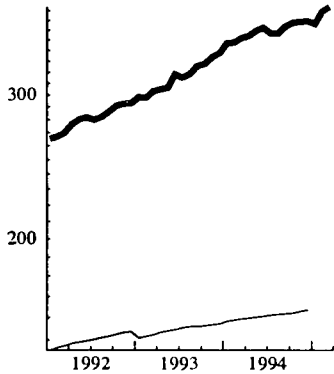
DANMARK



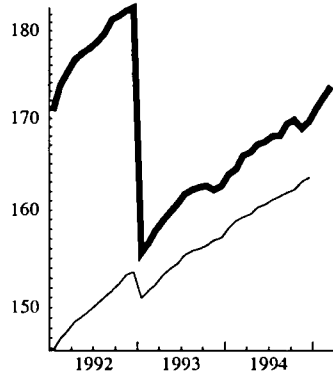
BR DEUTSCHLAND



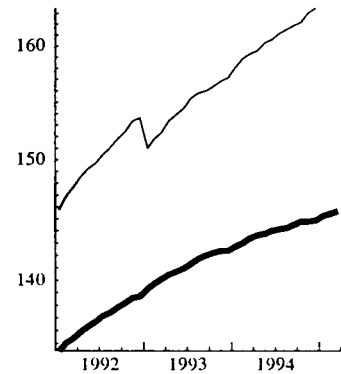
ELLADA



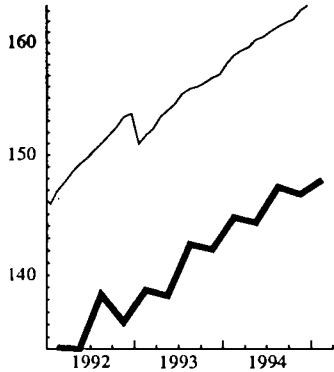
ESPAÑA



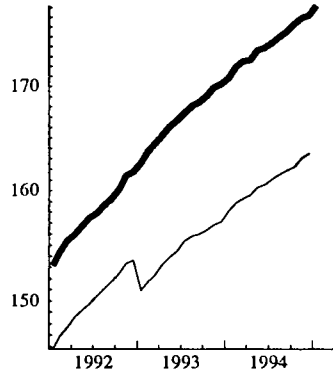
FRANCE



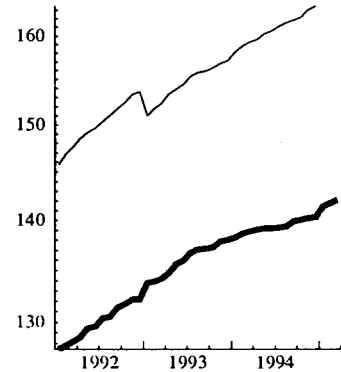
IRELAND



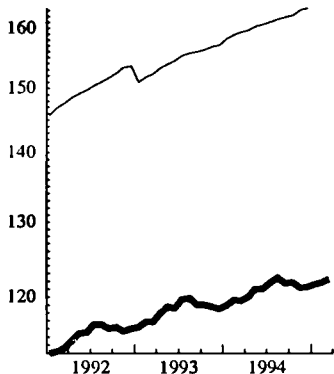
ITALIA



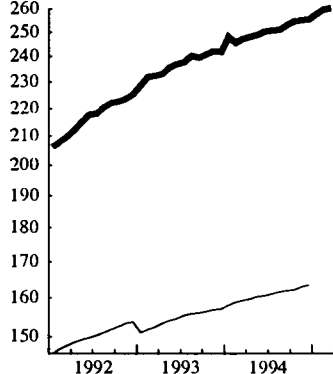
LUXEMBOURG



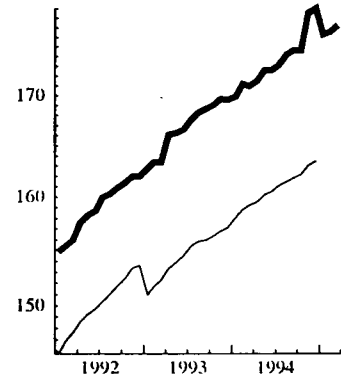
NEDERLAND



PORTUGAL



UNITED KINGDOM



---- EUR 12

J1

VERBRAUCHERPREISE

CONSUMER PRICES

PRIX A LA CONSOMMATION

Ausgaben für Hotels und Gaststätten

Expenditure in Hotels, Pubs and Restaurants

Dépenses pour Hôtels, Cafés et Restaurants

	EUR12	BELGIQUE BELGIE	DANMARK	BR DEUTSCH LAND	ELLAS	ESPANA	FRANCE	IRELAND	ITALIA	LUXEM- BOURG	NEDER- LAND	PORTU- GAL	UNITED KINGDOM	U.S.A.
Preisindizes					Price Indices					Indices de prix				
					1985 = 100									
1991 O	149.0	129.3	122.7	117.5	297.7	169.5	138.9	132.3	157.0	127.4	114.0	225.9	150.9	127.4
1992 O	160.0	139.4	126.3	123.1	360.9	185.7	144.9	139.1	168.8	134.3	118.8	252.4	160.9	130.0
1993 O	169.7	146.2	128.8	128.7	431.4	198.4	149.9	145.3	179.1	141.1	123.0	272.1	169.3	132.4
1994 O	176.6	150.8	131.6	131.2	485.3	207.0	153.3	152.2	186.7	147.2	126.3	287.3	175.9	135.5
1993 O	171.8	147.4	130.0	129.6	440.8	200.6	151.4	:	181.6	143.0	124.1	275.6	172.0	133.1
1993 N	171.9	146.6	130.0	129.7	435.2	201.1	151.4	147.2	182.3	143.8	123.3	277.0	172.3	133.3
1993 D	172.8	147.3	130.0	129.8	457.4	201.4	151.5	:	182.6	143.9	122.8	275.6	172.7	133.4
1994 J	173.7	147.2	130.6	130.0	469.5	203.7	151.8	:	183.4	145.3	122.8	279.0	173.0	133.5
1994 F	173.7	147.9	130.6	130.2	454.0	204.4	152.1	150.6	184.1	145.4	124.2	281.9	173.3	133.6
1994 M	174.4	148.3	130.6	130.4	461.6	205.1	152.5	:	184.7	145.4	123.9	282.8	173.7	133.8
1994 A	175.2	149.6	131.3	130.7	475.6	205.1	152.6	:	185.1	147.0	125.3	284.2	174.3	134.1
1994 M	175.8	150.8	132.0	130.9	479.5	206.1	152.9	152.0	185.7	147.1	127.3	284.6	174.7	134.3
1994 J	176.3	151.1	132.0	131.0	483.9	206.3	153.1	:	186.1	147.1	127.0	286.4	175.7	134.5
1994 J	177.2	153.6	131.3	131.2	492.4	206.9	153.4	:	187.1	147.4	129.0	287.6	176.4	140.1
1994 A	177.8	153.5	131.3	131.7	497.3	207.8	153.5	152.8	187.4	147.5	128.8	288.5	177.1	139.8
1994 S	178.2	152.0	132.0	131.8	501.3	208.6	153.9	:	188.0	148.2	127.1	289.6	177.6	135.1
1994 O	178.6	152.4	132.0	132.0	499.0	209.4	154.2	:	189.0	148.4	127.6	293.2	177.6	135.3
1994 N	178.7	151.4	132.7	132.0	494.1	210.0	154.4	153.2	189.6	148.7	126.3	294.6	178.2	135.7
1994 D	179.6	151.7	132.7	132.1	514.9	210.6	154.6	:	189.9	148.7	126.3	295.7	178.6	135.9
1995 J	181.4	151.7	134.0	132.4	535.5	213.6	155.1	:	191.4	151.8	126.4	299.5	180.3	140.5
1995 F	:	152.1	134.0	132.6	522.2	215.0	155.4	154.1	:	152.2	126.5	299.5	180.9	140.8
1995 M	:	152.7	134.0	132.9	535.0	215.5	155.7	:	:	152.2	127.5	300.9	181.5	:

K

VERBRAUCHERPREISE

CONSUMER PRICES

PRIX A LA CONSOMMATION

Brennstoffe und Energie

Energy Products

Produits énergétiques

	EUR12	BELGIQUE BELGIE	DANMARK	BR DEUTSCH LAND	ELLAS	ESPANA	FRANCE	IRELAND	ITALIA	LUXEM- BOURG	NEDER- LAND	PORTU- GAL	UNITED KINGDOM	U.S.A.
Preisindizes	Price Indices				Indices de prix									
	1985 = 100													
1991 O	108.3	84.5	116.6	91.3	217.2	106.5	102.1	99.4	126.3	77.3	87.8	152.3	123.7	100.7
1992 O	110.2	83.5	114.6	93.0	256.4	113.8	100.8	97.8	127.4	75.8	87.2	157.1	126.8	101.3
1993 O	113.1	85.8	113.5	94.2	288.8	119.7	102.8	98.1	133.4	80.7	83.7	165.3	129.9	102.4
1994 O	116.9	87.5	114.1	97.2	292.7	125.5	104.4	98.7	139.2	81.0	86.6	169.7	135.8	102.9
1993 O	113.9	87.4	114.7	94.3	292.0	120.8	104.6	:	134.8	82.0	83.4	168.6	129.8	103.6
1993 N	113.9	88.2	114.1	94.2	291.6	121.0	104.7	98.3	135.1	82.8	83.8	168.6	129.5	102.0
1993 D	114.0	87.4	112.0	94.2	285.2	121.2	104.3	:	134.6	82.7	82.9	168.6	131.7	100.7
1994 J	115.4	87.4	114.1	96.9	283.7	123.0	104.3	:	138.2	79.9	86.3	170.2	131.2	99.6
1994 F	115.5	87.4	113.4	97.1	285.0	123.5	104.5	98.0	138.6	79.9	86.3	170.2	130.8	100.3
1994 M	115.3	87.0	112.7	96.7	282.9	124.1	104.3	:	138.5	79.2	86.4	170.2	130.3	100.2
1994 A	116.9	87.4	114.7	97.0	291.1	124.3	104.4	:	138.6	79.2	86.8	170.6	136.7	100.3
1994 M	116.6	87.4	114.7	97.5	241.4	124.7	104.5	98.7	139.1	80.1	86.7	170.6	136.7	101.2
1994 J	117.4	87.6	114.7	97.3	307.3	125.3	104.4	:	139.3	80.0	87.8	169.7	136.7	103.9
1994 J	117.3	87.2	114.1	97.0	311.7	125.5	104.2	:	139.3	82.5	86.6	169.6	137.0	105.0
1994 A	118.3	87.9	114.5	98.2	315.1	125.7	104.7	99.1	140.0	82.0	86.6	169.6	138.8	106.7
1994 S	117.8	87.5	113.4	97.1	311.6	126.4	104.4	:	139.7	82.7	86.5	169.5	138.4	106.4
1994 O	117.4	87.6	114.1	97.2	299.2	127.4	104.2	:	139.2	82.3	86.2	169.0	137.4	104.0
1994 N	117.3	87.8	114.7	97.3	292.7	127.6	104.2	99.0	139.9	81.9	86.5	169.0	136.5	103.9
1994 D	117.7	87.8	114.1	97.1	290.9	128.0	104.1	:	139.8	81.8	86.5	168.5	138.6	102.9
1995 J	118.3	88.0	114.7	96.8	291.5	128.6	105.4	:	140.0	80.9	87.4	170.9	139.7	102.5
1995 F	:	87.9	115.4	96.9	291.9	129.6	106.0	98.6	:	81.0	87.7	171.2	139.3	102.0
1995 M	:	87.8	116.1	96.7	290.8	129.9	105.8	:	:	80.7	87.4	170.6	139.9	:

L

VERBRAUCHERPREISE

CONSUMER PRICES

PRIX A LA CONSOMMATION

GESAMTINDEX

GENERAL INDEX

INDICE GENERAL

	EUR12	B	DK	D	GR	E	F	IRL	I	L	NL	P	UK	
Preiseindizes				Price Indices				Indices de prix						
				1985 = 100										
1956 0	14.0	23.4	14.3	36.1	7.8	5.5	12.9	8.9	9.1	27.0	24.3	3.9	12.1	
1957 0	15.4	24.2	14.5	36.8	8.0	6.1	13.3	9.3	9.2	28.4	25.2	4.0	12.6	
1958 0	15.7	24.5	14.5	37.6	8.1	6.9	15.3	9.7	9.5	28.4	25.6	4.0	13.0	
1959 0	15.9	24.8	14.8	38.0	8.3	7.4	16.2	9.7	9.5	28.8	25.8	4.1	13.0	
1960 0	16.2	24.9	15.0	38.6	8.4	7.6	16.8	9.8	9.7	28.7	26.4	4.1	13.2	
1961 0	16.4	25.1	15.5	39.5	8.5	7.7	17.3	10.1	9.8	28.8	26.8	4.2	13.6	
1962 0	17.2	25.3	16.7	41.1	8.5	8.1	18.2	10.5	10.4	29.1	27.5	4.3	14.2	
1963 0	18.0	26.0	17.7	42.3	8.8	8.8	19.2	10.7	11.1	29.9	28.4	4.4	14.5	
1964 0	18.7	27.1	18.2	43.3	8.8	9.4	19.9	11.5	11.8	30.8	30.0	4.5	15.0	
1965 0	19.5	28.2	19.4	44.7	9.1	10.7	20.4	12.0	12.3	31.9	31.4	4.7	15.7	
1966 0	20.3	29.4	20.8	46.3	9.6	11.3	21.0	12.4	12.6	32.7	33.2	4.9	16.3	
1967 0	20.9	30.2	22.6	47.0	9.7	12.1	21.5	12.8	13.0	33.7	34.3	5.2	16.7	
1968 0	21.5	31.0	24.3	47.8	9.7	12.7	22.5	13.4	13.2	34.5	35.7	5.5	17.5	
1969 0	22.4	32.0	25.2	48.7	10.0	13.0	24.0	14.4	13.6	35.8	38.3	6.0	18.4	
1970 0	23.6	35.1	26.7	50.3	10.3	13.7	25.3	15.6	14.2	37.0	40.0	6.4	19.6	
1971 0	25.2	36.8	28.3	53.0	10.6	14.8	26.7	17.0	14.9	38.7	43.0	7.2	21.5	
1972 0	26.8	38.9	30.2	55.9	11.1	16.0	28.2	18.4	15.8	40.7	46.4	7.9	23.0	
1973 0	29.2	41.3	33.0	59.8	12.8	17.9	30.3	20.5	17.5	43.2	50.2	9.0	25.1	
1974 0	33.3	46.6	38.0	64.0	16.2	20.7	34.4	24.0	20.8	47.3	55.1	11.2	29.1	
1975 0	37.9	52.3	41.6	67.8	18.4	24.2	38.5	29.0	24.4	52.4	60.6	12.9	36.1	
1976 0	42.4	57.1	45.4	70.7	20.8	28.5	42.2	34.3	28.4	57.5	66.1	15.7	42.1	
1977 0	47.6	61.1	50.4	73.3	23.4	35.4	46.1	38.9	33.7	61.3	70.3	19.9	48.8	
1978 0	52.0	63.9	55.5	75.3	26.3	42.4	50.3	41.9	37.8	63.2	73.3	24.4	52.8	
1979 0	57.5	66.7	60.8	78.4	31.3	49.1	55.7	47.4	43.4	66.1	76.5	30.1	59.9	
1980 0	65.3	71.2	68.3	82.6	39.1	56.7	63.3	56.1	52.5	70.3	81.8	35.2	70.7	
1981 0	73.3	76.6	76.3	87.8	48.7	65.0	71.8	67.5	61.9	76.0	87.2	42.2	79.1	
1982 0	81.1	83.3	84.0	92.5	58.9	74.3	80.3	79.1	72.1	83.1	92.2	51.7	85.8	
1983 0	88.0	89.7	89.9	95.5	70.8	83.4	88.0	87.3	82.7	90.3	94.8	64.8	89.8	
1984 0	94.3	95.4	95.5	97.8	83.8	92.7	94.4	94.9	91.6	96.1	97.8	83.8	94.3	
1985 0	100.0	100.0	100.0	100.0	100.0	100.0	100.0	100.0	100.0	100.0	100.0	100.0	100.0	
1986 0	103.5	101.3	103.7	99.9	123.1	108.8	102.7	103.8	105.9	100.3	100.2	111.7	103.4	
1987 0	106.9	102.9	107.8	100.1	143.2	114.5	105.9	107.1	110.9	100.2	99.8	122.2	107.7	
1988 0	110.7	104.1	112.7	101.4	162.6	120.0	108.7	109.4	116.5	101.7	100.7	133.9	113.0	
1989 0	116.3	107.3	118.1	104.2	184.9	128.2	112.7	113.9	123.8	105.1	101.7	151.0	121.8	
1990 0	122.9	111.0	121.2	107.0	222.6	136.8	116.5	117.6	131.8	109.0	104.2	170.9	133.3	
1991 0	129.1	114.6	124.1	110.7	266.0	145.0	120.2	121.3	140.0	112.4	108.3	189.6	141.1	
1992 0	134.5	117.4	126.7	115.1	308.1	153.5	123.0	125.1	147.3	115.9	111.7	206.7	146.4	
1993 0	139.1	120.6	128.3	119.9	352.6	160.6	125.6	126.9	153.8	120.1	114.6	220.0	148.7	
1994 0	143.5	123.5	130.9	123.5	391.1	168.1	127.8	129.8	160.0	122.7	117.8	231.5	152.4	

M

VERBRAUCHERPREISE

CONSUMER PRICES

PRIX A LA CONSOMMATION

GESAMTINDEX

GENERAL INDEX

INDICE GENERAL

	USA	JAP	CH	A	N	S	SF	CAN
			Price Indices 1985 = 100		Indices de prix			
1956 0	25.3	19.6	34.4	27.9	12.6	15.8	10.8	22.7
1957 0	26.1	20.2	35.0	28.7	16.2	16.5	12.3	23.4
1958 0	26.8	20.2	35.7	29.2	18.3	17.3	13.4	24.1
1959 0	27.1	20.3	35.4	29.6	18.6	17.4	13.6	24.4
1960 0	27.5	20.9	36.0	30.2	18.7	18.1	14.1	24.6
1961 0	27.8	22.1	36.7	31.2	19.2	18.6	14.4	24.9
1962 0	28.1	23.6	38.2	32.6	20.2	19.4	15.0	25.2
1963 0	28.5	25.6	39.5	33.5	20.7	19.9	15.8	25.6
1964 0	28.9	26.5	40.8	34.8	21.9	20.6	17.3	26.1
1965 0	29.3	28.3	42.1	36.5	22.8	21.6	18.2	26.7
1966 0	30.2	29.8	44.1	37.3	23.5	23.0	18.9	27.7
1967 0	31.0	30.9	45.9	38.8	24.6	24.0	19.9	28.7
1968 0	32.3	32.6	47.0	39.8	25.5	24.5	21.6	29.9
1969 0	34.1	34.3	48.2	41.1	26.2	25.2	22.1	31.2
1970 0	36.1	36.9	50.0	42.8	29.0	26.9	22.7	32.2
1971 0	37.6	39.3	53.2	44.9	30.9	28.9	24.2	33.2
1972 0	38.9	41.2	56.8	47.7	33.0	30.6	25.9	34.8
1973 0	41.3	46.0	61.8	51.3	35.5	32.7	29.0	37.4
1974 0	45.9	56.6	67.7	56.2	38.9	36.0	34.0	41.5
1975 0	50.0	63.3	72.3	61.0	43.4	39.5	40.1	46.0
1976 0	52.9	69.3	73.6	65.4	47.4	43.6	45.8	49.5
1977 0	56.4	74.9	74.7	69.0	51.6	48.5	51.6	53.4
1978 0	60.7	78.1	75.3	71.5	55.9	53.4	55.5	58.1
1979 0	67.5	81.0	78.0	74.1	58.6	57.3	59.5	63.4
1980 0	76.6	87.3	81.1	78.8	64.9	65.0	66.5	69.9
1981 0	84.5	91.5	86.4	84.2	73.8	72.9	74.4	78.6
1982 0	89.7	94.1	91.3	88.8	82.1	79.2	81.5	87.1
1983 0	92.6	95.8	94.0	91.7	89.1	86.2	88.2	92.1
1984 0	96.6	98.0	96.7	96.9	94.6	93.1	94.5	96.2
1985 0	100.0	100.0	100.0	100.0	100.0	100.0	100.0	100.0
1986 0	101.9	100.7	100.7	101.7	107.2	104.2	103.6	104.2
1987 0	105.7	100.7	102.2	103.1	116.5	108.6	107.2	108.7
1988 0	110.0	101.4	104.1	105.1	124.4	114.9	112.6	113.1
1989 0	115.3	103.7	107.4	107.8	130.0	122.3	120.0	118.7
1990 0	121.5	106.9	113.2	111.3	135.4	135.1	127.4	124.4
1991 0	126.6	110.4	119.8	115.1	140.0	147.8	132.8	131.4
1992 0	130.5	112.3	124.6	119.7	143.3	151.1	136.7	133.4
1993 0	134.3	113.8	128.7	124.0	146.5	158.2	139.7	135.8
1994 0	137.8	114.6	129.8	127.7	148.6	161.6	141.2	136.1

EXPLANATORY NOTES

METHODOLOGY

The consumer price indices given here are the national indices which have different names in each country. As far as trends are concerned, the general index published by EUROSTAT always corresponds to the general index published by the country. The component items of this general index are groups of national indices aggregated according to a harmonised classification conforming to the ESA (European System of Integrated Economic Accounts). For these groups, the price trends correspond to the trends noted by the national indices for the same classification field. The field covered by the general index varies according to country; as regards the population concerned (specific income bracket, certain socio-professional categories or total households), the geographical areas used (capital, urban areas, country as a whole, etc.) or method for seasonal adjustments. A fixed system is used in some countries, whereas in others a chain system is used (variable weightings). The reference years used at national level for the indices vary according to country. For ease of comparison, EUROSTAT has chosen 1985 as the common year for the presentation of these indices.

THE CALCULATION OF THE EUR-12 INDEX

The EUR-12 index as calculated by EUROSTAT is a weighted average of national price indices. The weight used is the proportion of each country in the final consumption of households for EUR-12. The values of this consumption in national currency are converted into purchasing power standard (PPS); for this purpose the purchasing power parities of the G.D.P. are used. Up to 1987 purchasing power parities are those which result from the 1980 enquiry, and, from 1988 onwards, they are those from the 1985 enquiry. The index calculated is a chain index of the "Laspeyres" type with weights changing each year. However, the weights are lagged by three years since the national accounts data needed become available only after three years. For example, the weights used for 1991 are those of 1988, for 1990 those of 1987. Moreover, national accounts data are often revised leading to revisions of the consumption weights. In order to avoid continuous modifications in the EUR-12 index for previous periods, EUROSTAT has decided to "freeze" the weights which are used. Thus the EUR-12 index will not be affected by revisions of the national accounts. However when Member States carry out major revisions in the price series for past years, EUR-12 data will be calculated using these new series.

Sources

DEUTSCHLAND	Preise und Preisindizes für die Lebenshaltung STATISTISCHES BUNDESAMT - WIESBADEN/DEUTSCHLAND
FRANCE	Indices des prix à la consommation Bulletin mensuel de statistiques INSEE - PARIS/FRANCE
ITALIA	Indici dei prezzi al consumo ISTAT - ROMA/ITALIA
NEDERLAND	Maandstatistiek van de prijzen C.B.S. - VOORBURG/NEDERLAND
BELGIQUE	Index van de consumptie prijzen Dienst voor het indexcijfer MINISTERIE VAN ECONOMISCHE ZAKEN - BRUSSEL/BELGIE
LUXEMBOURG	Indice des prix à la consommation INDICATEURS RAPIDES STATEC - LUXEMBOURG
UNITED KINGDOM	Retail price index DEPARTEMENT OF EMPLOYMENT - LONDON - UK
IRELAND	Consumer Price Index CENTRAL STATISTICAL OFFICE - DUBLIN/IRELAND
DANMARK	Forbrugerprisindekset Prisstistik DANMARKS STATISTIK - KOBENHAVN/DANMARK
ESPAÑA	Indice de precios de consumo INSTITUTO NACIONAL DE ESTADISTICA - MADRID - ESPAÑA
PORTUGAL	Indice de precios no consumidor INSTITUTO NACIONAL DE ESTADISTICA - LISBOA - PORTUGAL
GREECE	Consumer price index NATIONAL STATISTICAL OFFICE OF GREECE - ATHENS - GREECE
SCHWEIZ	Landesindex der Konsumentenpreise BUNDESAMT FUER GEWERBE,INDUSTRIE UND ARBEIT - BERN - SCHWEIZ
OESTERREICH	Index der Verbraucherpreise OESTERREICHISCHES STATISTISCHES ZENTRALAMT - WIEN OESTERREICH
NORWAY	Konsumprisindeksen STATISTIK MANEDSHEFTE STATISTIK SENTRALBYRA - OSLO - NORGE
SWEDEN	Konsumpriserna: STATISTISKA MEDELLAN STATISTISKA CENTRALBYRAN - STOCKHOLM/SVERIGE
FINLAND	Consumer price index - MONTHLY BULLETIN CENTRAL STATISTICAL OFFICE OF FINLAND - HELSINKI/FINLAND
U.S.A.	Consumer price index - CPI-U U.S. City - Average for all urban consumers U.S. BUREAU OF LABOR - WASHINGTON - U.S.A.
CANADA	The consumer price index STATISTICS CANADA - OTTAWA/CANADA
JAPAN	Consumer price index STATISTICS BUREAU MANAGEMENT AND COORDINATION AGENCY - TOKYO/JAPAN

BELGIQUE / BELGIË

**Moniteur belge/
Belgisch Staatsblad**
Rue de Louvain 42/Leuvenseweg 42
B-1000 Bruxelles/B-1000 Brussel
Tel. (02) 512 00 26
Fax (02) 511 01 84

Jean De Lannoy
Avenue du Roi 202/Koningslaan 202
B-1060 Bruxelles/B-1060 Brussel
Tél. (02) 538 51 69
Fax (02) 538 08 41

Autres distributeurs/
Overige verkooppunten:

**Librairie européenne/
Europese boekhandel**
Rue de la Loi 244/Wetstraat 244
B-1040 Bruxelles/B-1040 Brussel
Tél. (02) 231 04 35
Fax (02) 735 08 60

Document delivery:

Credoc
Rue de la Montagne 34/Bergstraat 34
Boîte 11/Bus 11
B-1000 Bruxelles/B-1000 Brussel
Tél. (02) 511 69 41
Fax (02) 513 31 95

DANMARK

J. H. Schultz Information A/S
Herstedvang 10-12
DK-2620 Albertslund
Tlf. 43 63 23 00
Fax (Sales) 43 63 19 69
Fax (Management) 43 63 19 49

DEUTSCHLAND

Bundesanzeiger Verlag
Breite Straße 78-80
Postfach 10 05 34
D-50445 Köln
Tel. (02 21) 20 29-0
Fax (02 21) 2 02 92 78

GREECE/ΕΛΛΑΔΑ

G.C. Eleftheroudakis SA
International Bookstore
Nikis Street 4
GR-10563 Athens
Tel. (01) 322 63 23
Telex 219410 ELEFT
Fax 323 98 21

ESPAÑA

Boletín Oficial del Estado
Trafalgar, 27-29
E-28071 Madrid
Tel. (31) 538 22 95
Fax (91) 538 23 49

Mundi-Prensa Libros, SA

Castelló, 37
E-28001 Madrid
Tel. (91) 431 33 99 (Libros)
431 32 22 (Suscripciones)
435 36 37 (Dirección)
Télex 49370-MPLI-E
Fax (91) 575 39 98

Sucursal:

Librería Internacional AEDOS
Consejo de Ciento, 391
E-08009 Barcelona
Tel. (93) 488 34 92
Fax (93) 487 76 59

**Librería de la Generalitat
de Catalunya**

Rambal dels Estudis, 118 (Palau Moja)
E-08002 Barcelona
Tel. (93) 302 68 35
Tel. (93) 302 64 62
Fax (93) 302 12 99

FRANCE

**Journal officiel
Service des publications
des Communautés européennes**
26, rue Desaix
F-75727 Paris Cedex 15
Tél. (1) 40 58 77 01/31
Fax (1) 40 58 77 00

IRELAND

Government Supplies Agency
4-5 Harcourt Road
Dublin 2
Tel. (1) 66 13 111
Fax (1) 47 80 645

ITALIA

Licosa SpA
Via Duca di Calabria 1/1
Casella postale 552
I-50125 Firenze
Tel. (055) 64 54 15
Fax 64 12 57
Telex 570466 LICOSA I

GRAND-DUCHÉ DE LUXEMBOURG

Messageries du livre
5, rue Raiffeisen
L-2411 Luxembourg
Tél. 40 10 20
Fax 49 06 61

NEDERLAND

SDU Servicecentrum Uitgeverijen
Postbus 20014
2500 EA 's-Gravenhage
Tel. (070) 37 89 880
Fax (070) 37 89 783

ÖSTERREICH

**Manz'sche Verlags-
und Universitätsbuchhandlung**
Kohlmarkt 16
A-1014 Wien
Tel. (1) 531 610
Telex 112 500 BOX A
Fax (1) 531 61-181

Document delivery:

Wirtschaftskammer
Wiedner Hauptstraße
A-1045 Wien
Tel. (0222) 50105-4356
Fax (0222) 50206-297

PORTUGAL

Imprensa Nacional
Casa da Moeda, EP
Rua D. Francisco Manuel de Melo, 5
P-1092 Lisboa Codex
Tel. (01) 387 30 02/385 83 25
Fax (01) 384 01 32

**Distribuidora de Livros
Bertrand, Ld.ª**

Grupo Bertrand, SA
Rua das Terras dos Vales, 4-A
Apartado 37
P-2700 Amadora Codex
Tel. (01) 49 59 050
Telex 15798 BERDIS
Fax 49 60 255

SUOMI/FINLAND

Akateeminen Kirjakauppa
Keskuskatu 1
PO Box 218
FIN-00381 Helsinki
Tel. (0) 121 41
Fax (0) 121 44 41

SVERIGE

BTJ AB
Traktorvägen 13
S-22100 Lund
Tel. (046) 18 00 00
Fax (046) 18 01 25
30 79 47

UNITED KINGDOM

HMSO Books (Agency section)
HMSO Publications Centre
51 Nine Elms Lane
London SW8 5DR
Tel. (0171) 873 9090
Fax (0171) 873 8463
Telex 29 71 138

ICELAND

**BOKABUD
LARUSAR BLÖNDAL**
Skólavörðustíg, 2
IS-101 Reykjavík
Tel. 11 56 50
Fax 12 56 60

NORGE

Narvesen Info Center
Bertrand Narvesens vei 2
Postboks 6125 Etterstad
N-0602 Oslo 6
Tel. (22) 57 33 00
Fax (22) 68 19 01

SCHWEIZ/SUISSE/SVIZZERA

OSEC
Stampfenbachstraße 85
CH-8035 Zürich
Tel. (01) 365 54 49
Fax (01) 365 54 11

BÅLGARIJA

Europress Klassica BK Ltd
66, bd Vitoshka
1463 Sofia
Tel./Fax (2) 52 74 75

ČESKÁ REPUBLIKA

NIS ČR
Havelkova 22
130 00 Praha 3
Tel./Fax (2) 24 22 94 33

HRVATSKA (CROATIE)

Mediatrade
P. Hatza 1
4100 Zagreb
Tel. (041) 43 03 92
Fax (041) 45 45 22

MAGYARORSZÁG

Euro-Info-Service
Honvéd Europá Ház
Margitsziget
H-1138 Budapest
Tel./Fax (1) 111 60 61, (1) 111 62 16

POLSKA

Business Foundation
ul. Krucza 38/42
00-512 Warszawa
Tel. (2) 621 99 93, 628 28 82
International Fax&Phone (0-39) 12 00 77

ROMÂNIA

Euromedia
65, Strada Dionisie Lupu
RO-70184 Bucuresti
Tel./Fax 1-31 29 646

RUSSIA

CCEC
9,60-letiya Oktyabrya Avenue
117312 Moscow
Tel./Fax (095) 135 52 27

SLOVAKIA

**Slovak Technical
Library**
Nám. slobody 19
812 23 Bratislava 1
Tel. (7) 52 204 52
Fax : (7) 52 957 85

CYPRUS

**Cyprus Chamber of Commerce
and Industry**
Chamber Building
38 Grivas Dhigenis Avenue
3 Deligiorgis Street
PO Box 1455
Nicosia
Tel. (2) 44 95 00, 46 23 12
Fax (2) 45 86 30

MALTA

Miller Distributors Ltd
PO Box 25
Malta International Airport LQA 05 Malta
Tel. 66 44 88
Fax 67 67 99

TÜRKIYE

Pres AS
İstiklal Caddesi 469
80050 Tünel-Istanbul
Tel. (1) 520 92 96, 528 55 66
Fax (1) 520 64 57

ISRAEL

ROY International
31, Habarzel Street
69710 Tel Aviv
Tel. (3) 49 78 02
Fax (3) 49 78 12

**EGYPT/
MIDDLE EAST**

Middle East Observer
41 Sherif St.
Cairo
Tel/Fax (2) 393 97 32

**UNITED STATES OF AMERICA/
CANADA**

UNIPUB
4611-F Assembly Drive
Lanham, MD 20706-4391
Tel. Toll Free (800) 274 48 88
Fax (301) 459 00 56

CANADA

Subscriptions only
Uniquement abonnements

Renouf Publishing Co. Ltd
1294 Algoma Road
Ottawa, Ontario K1B 3W8
Tel. (613) 741 43 33
Fax (613) 741 54 39

AUSTRALIA

Hunter Publications
58A Gipps Street
Collingwood
Victoria 3066
Tel. (3) 417 53 61
Fax (3) 419 71 54

JAPAN

Procurement Services Int. (PSI-Japan)
Koru Dome Postal Code 102
Tokyo Kojimachi Post Office
Tel. (03) 32 34 69 21
Fax (03) 32 34 69 15

Sub-agent

**Kinokuniya Company Ltd
Journal Department**
PO Box 55 Chitose
Tokyo 156
Tel. (03) 34 39-0124

SOUTH-EAST ASIA

Legal Library Services Ltd
Orchard
PO Box 0523
Singapore 9123
Tel. 243 24 98
Fax 243 24 79

SOUTH AFRICA

Safto
5th Floor, Export House
Cnr Maude & West Streets
Sandton 2146
Tel. (011) 883-3737
Fax (011) 883-6569

**ANDERE LÄNDER
OTHER COUNTRIES
AUTRES PAYS**


**Office des publications officielles
des Communautés européennes**

2, rue Mercier
L-2985 Luxembourg
Tel. 29 29-1
Télex PUBOF LU 1324 b
Fax 48 85 73, 48 68 17

Price (excl. VAT) in Luxembourg: Single copy ECU 9 • Subscription ECU 77



OFICINA DE PUBLICACIONES OFICIALES DE LAS COMUNIDADES EUROPEAS
KONTOR ET FOR DE EUROPEISKE FÆLLESSKABERS OFFICIELLE PUBLIKATIONER
AMT FÜR AMTLICHE VERÖFFENTLICHUNGEN DER EUROPÄISCHEN GEMEINSCHAFTEN
ΥΠΗΡΕΣΙΑ ΕΠΙΣΗΜΩΝ ΕΚΔΟΣΕΩΝ ΤΩΝ ΕΥΡΩΠΑΪΚΩΝ ΚΟΙΝΟΤΗΤΩΝ
OFFICE FOR OFFICIAL PUBLICATIONS OF THE EUROPEAN COMMUNITIES
OFFICE DES PUBLICATIONS OFFICIELLES DES COMMUNAUTÉS EUROPÉENNES
UFFICIO DELLE PUBBLICAZIONI UFFICIALI DELLE COMUNITÀ EUROPEE
BUREAU VOOR OFFICIËLE PUBLIKATIES DER EUROPESE GEMEENSCHAPPEN
SERVIÇO DAS PUBLICAÇÕES OFICIAIS DAS COMUNIDADES EUROPEIAS



L - 2985 Luxembourg

CA-CB-95-S01-EN-C