

1996 □ 1

ISSN 1024-4328

Gas prices for EU industry on 1 July 1995: downward trend

These comments are based on prices expressed in purchasing power standards (PPS). Tables and graphics also give the prices in ECU, which allows comparison in both units.

A study of the variations in VAT-excluded prices from 1 January 1995 to 1 July 1995 reveals that:

- The highest rises were recorded in Finland (between 0.2% for I₃₋₁* and 15.5% for I₅): they mainly affected the largest consumers, as in Italy where the increase was between 1.5% and 2.1% for I₁ and 7.2% for I₅;
- In France, the rise affected prices for I₃₋₂, I₄₋₁ and I₄₋₂ (between 0.1% and 0.4%) whereas prices for I₂ (-1%) and I₁ (-1.1% to -1.7%) decreased;
- In Germany, relatively high rises were recorded for I₅ (10.5% in Düsseldorf, 7.9% in Dortmund, 5.4% in München) whereas a fall in the prices for the other consumers was recorded up to -12.7% in Berlin;
- In Belgium, the fall was between -0.3% and -2.2%, in Denmark it was between -6% and -1.3%;
- In Luxembourg, prices for I₃₋₂, I₄₋₁ and I₄₋₂ fell (-4.3%) whereas those of I₁, I₂ and I₃₋₁ increased slightly (0.8%). In Rotterdam, on the other hand, prices for I₁ and I₂ decreased (-3.2%) whereas those of the other consumers increased by 0.6% (I₃₋₁) to 2.1% (I₅);
- In the United Kingdom, the only price rise was for I₄₋₁ in Birmingham, the other places recorded a drop of between -2.8% and -15.1%.
- The greatest reductions were recorded in Spain for I₁ (-32.6%) and I₂ (-11.9%).

* see table below for standard consumers definition.

Manuscript completed on = 11.12.1995

For further information please contact:
Eurostat, L-2920 Luxembourg, tel. 4301-32040 Fax: 4301-34771


Price (excl. VAT) in Luxembourg: Subscription ECU 240,
single copy ECU 6

Catalogue number: CA-NL-96-001-EN-C

Council Directive No 90/377/EEC of 29 June 1990 lays down a Community procedure to improve the transparency of gas and electricity prices charged to industrial end-users.

In accordance with Article 1.1, this note sets out the prices for standard consumers in force as at 1st July 1995.

Seven standard industrial users, coded I₁ to I₅ were chosen:

	Annual consumption				Modulation
I ₁	418.60	GJ (i.e.	116 300	kWh)	no load factor laid down
I ₂	4 186	GJ (i.e.	1 163 000	KWh)	200 days
I ₃₋₁	41 860	GJ (i.e.	11.63	GWh)	200 days 1 600 hours
I ₃₋₂	41 860	GJ (i.e.	11.63	GWh)	250 days 4 000 hours
I ₄₋₁	418 600	GJ (i.e.	116.30	GWh)	250 days 4 000 hours
I ₄₋₂	418 600	GJ (i.e.	116.30	GWh)	330 days 8 000 hours
I ₅	4 186 000	GJ (i.e.	1163.00	GWh)	330 days 8 000 hours

Prices for the standard consumers are given in national currencies, PPS (purchasing power standard as at 29 March for 1995) and in ECU (average value for July 1995).


Conversion table in PPS and ECU

1 PPS =


B (BFR)	40.27	E (PTA)	130.37	L (LFR)	43.11	FIN (FMK)	6.65
DK (DKR)	9.42	F (FF)	7.05	NL (HFL)	2.29	S (SKR)	10.62
D (DM)	2.28	IRL (DM)	0.71	A (ÖS)	15.25	UK (UKL)	0.69
GR (DR)	231.60	I (LIT)	1693.38	P (ESC)	133.25	N (NKR)	9.34


1 ECU =

B (BFR)	38.41	E (PTA)	161.01	L (LFR)	38.41	FIN (FMK)	5.71
DK (DKR)	7.27	F (FF)	6.50	NL (HFL)	2.09	S (SKR)	9.65
D (DM)	1.86	IRL (DM)	0.82	A (ÖS)	13.14	UK (UKL)	0.84
GR (DR)	303.11	I (LIT)	2164.71	P (ESC)	196.27	N (NKR)	8.30

JULI 01 JULY 1995 JUILLET	NATIONALE WAERHRUNG NATIONAL CURRENCY / GJ MONNAIE NATIONALE			KKS	PPS	SPA / GJ	ECUS / GJ			
	STEUERN INBEGR. WITH TAXES COMPRISES	OHNE MWST. VAT EXCL. HORS TVA	OHNE STEUERN TAXES EXCL. HORS TAXES				STEUERN INBEGR. WITH TAXES COMPRISES	OHNE MWST. VAT EXCL. HORS TAXES	OHNE STEUERN TAXES EXCL. HORS TAXES	
VERBRAUCHER-TYPEN	STEUERN	OHNE	OHNE	STEUERN	OHNE	OHNE	STEUERN	OHNE	OHNE	STEUERN
STANDARD CONSUMERS	WITH	VAT	TAXES	WITH	VAT	TAXES	WITH	VAT	TAXES	WITH
CONSOMMATEURS TYPE	TAXES	EXCL.	EXCL.	TAXES	EXCL.	EXCL.	TAXES	EXCL.	EXCL.	TAXES
	COMPRISES	HORS	HORS	COMPRISES	HORS	HORS	COMPRISES	HORS	HORS	COMPRISES
		TVA	TAXES		TVA	TAXES		TVA	TAXES	
BELGIQUE (BFR)				NATIONAL CNE 0 P 0.9						
I1	301.2	250.0	236.3	7.48	6.21	5.87	7.84	6.51	6.15	
I2	222.2	184.4	184.4	5.52	4.58	4.58	5.78	4.80	4.80	
I3-1	170.0	141.1	141.1	4.22	3.50	3.50	4.43	3.67	3.67	
I3-2	132.4	109.9	109.9	3.29	2.73	2.73	3.45	2.86	2.86	
I4-1	132.4	109.9	109.9	3.29	2.73	2.73	3.45	2.86	2.86	
I4-2	120.0	99.6	99.6	2.98	2.47	2.47	3.12	2.59	2.59	
I5	
				NATIONAL CNE 0.5 P 1						
I1	301.2	250.0	236.3	7.48	6.21	5.87	7.84	6.51	6.15	
I2	222.2	184.4	184.4	5.52	4.58	4.58	5.78	4.80	4.80	
I3-1	184.8	153.4	153.4	4.59	3.81	3.81	4.81	3.99	3.99	
I3-2	147.4	122.3	122.3	3.66	3.04	3.04	3.84	3.18	3.18	
I4-1	147.4	122.3	122.3	3.66	3.04	3.04	3.84	3.18	3.18	
I4-2	134.8	111.9	111.9	3.35	2.78	2.78	3.51	2.91	2.91	
I5	
				NATIONAL CNE 1.0 P 1 (1)						
I1	301.2	250.0	236.3	7.48	6.21	5.87	7.84	6.51	6.15	
I2	222.2	184.4	184.4	5.52	4.58	4.58	5.78	4.80	4.80	
I3-1	190.6	158.2	158.2	4.73	3.93	3.93	4.96	4.12	4.12	
I3-2	153.2	127.1	127.1	3.80	3.16	3.16	3.99	3.31	3.31	
I4-1	153.2	127.1	127.1	3.80	3.16	3.16	3.99	3.31	3.31	
I4-2	140.6	116.7	116.7	3.49	2.90	2.90	3.66	3.04	3.04	
I5	
				NATIONAL CNE 1 P 1.1						
I1	301.2	250.0	236.3	7.48	6.21	5.87	7.84	6.51	6.15	
I2	222.2	184.4	184.4	5.52	4.58	4.58	5.78	4.80	4.80	
I3-1	200.9	166.7	166.7	4.99	4.14	4.14	5.23	4.34	4.34	
I3-2	163.4	135.6	135.6	4.06	3.37	3.37	4.25	3.53	3.53	
I4-1	163.4	135.6	135.6	4.06	3.37	3.37	4.25	3.53	3.53	
I4-2	151.0	125.3	125.3	3.75	3.11	3.11	3.93	3.26	3.26	
I5	
DANMARK (DKR)				NATIONAL						
I1	45.50	36.40	36.40	4.83	3.86	3.86	6.25	5.00	5.00	
I2	42.90	34.30	34.30	4.55	3.64	3.64	5.90	4.71	4.71	
I3-1	33.80	27.00	27.00	3.59	2.86	2.86	4.65	3.71	3.71	
I3-2	33.80	27.00	27.00	3.59	2.86	2.86	4.65	3.71	3.71	
I4-1	29.30	23.40	23.40	3.11	2.48	2.48	4.03	3.22	3.22	
I4-2	29.30	23.40	23.40	3.11	2.48	2.48	4.03	3.22	3.22	
I5	
DEUTSCHLAND (DM)				DUESSELDORF						
I1	16.68	14.50	13.50	7.30	6.35	5.91	8.93	7.76	7.23	
I2	12.27	10.67	9.67	5.37	4.67	4.23	6.57	5.71	5.18	
I3-1	12.11	10.53	9.53	5.30	4.61	4.17	6.48	5.64	5.10	
I3-2	11.53	10.03	9.03	5.05	4.39	3.95	6.17	5.37	4.83	
I4-1	10.19	8.86	7.86	4.46	3.88	3.44	5.46	4.74	4.21	
I4-2	9.65	8.39	7.39	4.23	3.67	3.24	5.17	4.49	3.96	
I5	6.77	5.89	4.89	2.96	2.58	2.14	3.62	3.15	2.62	

(1) VERWENDET FUER GEMEINSCHAFTLICHE VERGLEICHE / TAKEN FOR COMMUNITY COMPARISON /
UTILISE POUR COMPARAISON COMMUNAUTAIRE

JULI 01 JULY 1995 JUILLET	NATIONALE WAEHRUNG NATIONAL CURRENCY / GJ MONNAIE NATIONALE						ECUS / GJ				
	INBEGR.	OHNE MWST.	OHNE STEUERN	STEUERN INBEGR.	OHNE MWST.	OHNE STEUERN	INBEGR.	MWST.	OHNE STEUERN		
VERBRAUCHER-TYPEN STANDARD CONSUMERS CONSOMMATEURS TYPE	WITH TAXES	EXCL. HORS COMPRISES	EXCL. HORS TAXES	WITH TAXES	EXCL. HORS TVA	EXCL. HORS TAXES	WITH TAXES	EXCL. HORS TVA	EXCL. HORS TAXES		
DEUTSCHLAND (DM)											
I1	12.33	10.72	9.72	5.40	4.69	4.26	6.60	5.74	5.20		
I2	12.23	10.64	9.64	5.35	4.66	4.22	6.55	5.70	5.16		
I3-1	10.57	9.19	8.19	4.63	4.02	3.59	5.66	4.92	4.38		
I3-2	9.55	8.31	7.31	4.18	3.64	3.20	5.11	4.45	3.91		
I4-1	8.75	7.61	6.61	3.83	3.33	2.89	4.68	4.07	3.54		
I4-2		
I5		
HAMBURG											
I1	15.33	13.33	12.33	6.71	5.84	5.40	8.21	7.14	6.60		
I2	12.08	10.50	9.50	5.29	4.60	4.16	6.47	5.62	5.09		
I3-1	10.64	9.25	8.25	4.66	4.05	3.61	5.70	4.95	4.42		
I3-2	10.54	9.17	8.17	4.61	4.01	3.58	5.64	4.91	4.37		
I4-1	9.90	8.61	7.61	4.33	3.77	3.33	5.30	4.61	4.07		
I4-2		
I5		
HANNOVER											
I1	12.68	11.03	10.03	5.55	4.83	4.39	6.79	5.91	5.37		
I2	10.54	9.17	8.17	4.61	4.01	3.58	5.64	4.91	4.37		
I3-1	10.22	8.89	7.89	4.47	3.89	3.45	5.47	4.76	4.22		
I3-2	9.84	8.56	7.56	4.31	3.75	3.31	5.27	4.58	4.05		
I4-1	9.20	8.00	7.00	4.03	3.50	3.06	4.93	4.28	3.75		
I4-2	8.82	7.67	6.67	3.86	3.36	2.92	4.72	4.11	3.57		
I5	6.61	5.75	4.75	2.89	2.52	2.08	3.54	3.08	2.54		
DORTMUND											
I1	12.87	11.19	10.19	5.63	4.90	4.46	6.89	5.99	5.46		
I2	11.95	10.39	9.39	5.23	4.55	4.11	6.40	5.56	5.03		
I3-1	10.38	9.03	8.03	4.54	3.95	3.52	5.56	4.83	4.30		
I3-2	10.03	8.72	7.72	4.39	3.82	3.39	5.37	4.67	4.13		
I4-1	9.65	8.39	7.39	4.23	3.67	3.24	5.17	4.49	3.96		
I4-2	9.30	8.08	7.08	4.07	3.54	3.10	4.98	4.33	3.79		
I5		
FRANKFURT/M											
I1	14.92	12.97	11.97	6.53	5.68	5.24	7.99	6.94	6.41		
I2	13.23	11.50	10.50	5.79	5.04	4.60	7.08	6.16	5.62		
I3-1	12.75	11.08	10.08	5.58	4.85	4.41	6.83	5.93	5.40		
I3-2	11.34	9.86	8.86	4.96	4.32	3.88	6.07	5.28	4.74		
I4-1	10.70	9.31	8.31	4.68	4.08	3.64	5.73	4.98	4.45		
I4-2	9.33	8.11	7.11	4.08	3.55	3.11	5.00	4.34	3.81		
I5		
STUTT GART											
I1	14.18	12.33	11.33	6.21	5.40	4.96	7.59	6.60	6.07		
I2	13.35	11.61	10.61	5.85	5.08	4.65	7.15	6.22	5.68		
I3-1	12.65	11.00	10.00	5.54	4.82	4.38	6.77	5.89	5.35		
I3-2	10.45	9.08	8.08	4.58	3.98	3.54	5.59	4.86	4.33		
I4-1	10.03	8.72	7.72	4.39	3.82	3.38	5.37	4.67	4.13		
I4-2	9.33	8.11	7.11	4.08	3.55	3.11	5.00	4.34	3.81		
I5	6.74	5.86	4.86	2.95	2.57	2.13	3.61	3.14	2.60		
MUENCHEN											

JULI 01 JULY 1995 JUILLET	NATIONALE WAEHRUNG NATIONAL CURRENCY / GJ MONNAIE NATIONALE			KKS	PPS	SPA / GJ	ECUS / GJ						
	STEUERN	OHNE	OHNE				STEUERN	OHNE	OHNE		STEUERN	OHNE	OHNE
	INBEGR.	MWST.	STEUERN				INBEGR.	MWST.	STEUERN		INBEGR.	MWST.	STEUERN
VERBRAUCHER-TYPEN	WITH	VAT	TAXES	WITH	VAT	TAXES	WITH	VAT	TAXES				
STANDARD CONSUMERS	TAXES	EXCL.	EXCL.	TAXES	EXCL.	EXCL.	TAXES	EXCL.	EXCL.				
CONSOMMATEURS TYPE	COMPRISES	HORS	HORS	COMPRISES	HORS	HORS	COMPRISES	HORS	HORS				
		TVA	TAXES		TVA	TAXES		TVA	TAXES				

DEUTSCHLAND (DM)

WESER-EMS

I1	12.39	10.78	9.78	5.42	4.72	4.28	6.63	5.77	5.24
I2	11.21	9.75	8.75	4.91	4.27	3.83	6.00	5.22	4.68
I3-1	8.62	7.50	6.50	3.77	3.28	2.85	4.61	4.02	3.48
I3-2	8.62	7.50	6.50	3.77	3.28	2.85	4.61	4.02	3.48
I4-1	7.79	6.78	5.78	3.41	2.97	2.53	4.17	3.63	3.09
I4-2	7.79	6.78	5.78	3.41	2.97	2.53	4.17	3.63	3.09
I5	7.19	6.25	5.25	3.15	2.74	2.30	3.85	3.35	2.81

DRESDEN

I1	15.11	13.14	12.14	6.62	5.75	5.32	8.09	7.03	6.50
I2	12.11	10.53	9.53	5.30	4.61	4.17	6.48	5.64	5.10
I3-1	10.89	9.47	8.47	4.77	4.15	3.71	5.83	5.07	4.53
I3-2	10.25	8.92	7.92	4.49	3.91	3.47	5.49	4.78	4.24
I4-1	8.72	7.58	6.58	3.82	3.32	2.88	4.67	4.06	3.52
I4-2
I5

BERLIN

I1	16.04	13.94	12.94	7.02	6.10	5.67	8.59	7.46	6.93
I2	13.00	11.31	10.31	5.69	4.95	4.51	6.96	6.06	5.52
I3-1	12.27	10.67	9.67	5.37	4.67	4.23	6.57	5.71	5.18
I3-2	12.27	10.67	9.67	5.37	4.67	4.23	6.57	5.71	5.18
I4-1	10.80	9.39	8.39	4.73	4.11	3.67	5.78	5.03	4.49
I4-2	10.80	9.39	8.39	4.73	4.11	3.67	5.78	5.03	4.49
I5

ESPANA (PTA)

MADRID (1)

I1	1485.60	1280.70	1280.70	11.39	9.82	9.82	9.23	7.95	7.95
I2	848.20	731.20	731.20	6.51	5.61	5.61	5.27	4.54	4.54
I3-1	594.10	512.20	512.20	4.56	3.93	3.93	3.69	3.18	3.18
I3-2	571.80	492.90	492.90	4.39	3.78	3.78	3.55	3.06	3.06
I4-1	561.30	483.90	483.90	4.31	3.71	3.71	3.49	3.01	3.01
I4-2	539.70	465.30	465.30	4.14	3.57	3.57	3.35	2.89	2.89
I5

FRANCE (FF)


PARIS

I1	46.47	39.18	39.18	6.59	5.56	5.56	7.15	6.03	6.03
I2	39.19	33.04	33.04	5.56	4.69	4.69	6.03	5.08	5.08
I3-1	26.70	22.51	21.32	3.79	3.19	3.02	4.11	3.46	3.28
I3-2	24.56	20.71	19.51	3.48	2.94	2.77	3.78	3.19	3.00
I4-1	22.37	18.86	16.91	3.17	2.68	2.40	3.44	2.90	2.60
I4-2	21.76	18.35	16.39	3.09	2.60	2.33	3.35	2.82	2.52
I5

LILLE

I1	46.47	39.18	39.18	6.59	5.56	5.56	7.15	6.03	6.03
I2	39.19	33.04	33.04	5.56	4.69	4.69	6.03	5.08	5.08
I3-1	26.70	22.51	21.32	3.79	3.19	3.02	4.11	3.46	3.28
I3-2	24.56	20.71	19.51	3.48	2.94	2.77	3.78	3.19	3.00
I4-1	22.25	18.76	16.80	3.16	2.66	2.38	3.42	2.89	2.58
I4-2	21.63	18.24	16.28	3.07	2.59	2.31	3.33	2.81	2.50
I5

(1) GUELTIGE PREISE FUR DIE ANDEREN STELLEN / PRICES VALID FOR THE OTHER LOCATIONS /
PRIX VALABLES POUR LES AUTRES PLACES

JULI 01 JULY 1995 JUILLET	NATIONALE WAEHRUNG NATIONAL CURRENCY / GJ MONNAIE NATIONALE			KKS	PPS	SPA / GJ	ECUS / GJ			 eurostat			
	STEUERN	OHNE	OHNE				STEUERN	OHNE	OHNE		STEUERN	OHNE	OHNE
	INBEGR.	MWST.	STEUERN				INBEGR.	MWST.	STEUERN		INBEGR.	MWST.	STEUERN
VERBRAUCHER-TYPEN	WITH	VAT	TAXES	WITH	VAT	TAXES	WITH	VAT	TAXES				
STANDARD CONSUMERS	TAXES	EXCL.	EXCL.	TAXES	EXCL.	EXCL.	TAXES	EXCL.	EXCL.				
CONSUMMATEURS TYPE	COMPRISES	HORS	HORS	COMPRISES	HORS	HORS	COMPRISES	HORS	HORS				
	TVA	TAXES	TAXES	TVA	TAXES	TAXES	TVA	TAXES	TAXES				

ITALIA (LIT)

TORINO

I1	16439	13814	13034	9.70	8.15	7.69	7.56	6.35	6.00
I2	13310	11185	10406	7.85	6.60	6.14	6.12	5.15	4.79
I3-1	8580	7800	7013	5.06	4.60	4.14	3.95	3.59	3.23
I3-2	8251	7501	6714	4.87	4.43	3.96	3.80	3.45	3.09
I4-1	7714	7013	6226	4.55	4.14	3.67	3.55	3.23	2.86
I4-2	7343	6676	5888	4.33	3.94	3.47	3.38	3.07	2.71
I5

GENOVA

I1	17723	14893	14114	10.46	8.79	8.33	8.15	6.85	6.49
I2	13303	11179	10400	7.85	6.60	6.14	6.12	5.14	4.78
I3-1	8580	7800	7013	5.06	4.60	4.14	3.95	3.59	3.23
I3-2	8251	7501	6714	4.87	4.43	3.96	3.80	3.45	3.09
I4-1	7714	7013	6226	4.55	4.14	3.67	3.55	3.23	2.86
I4-2	7343	6676	5888	4.33	3.94	3.47	3.38	3.07	2.71
I5

ROMA

I1	21995	18483	17704	12.98	10.90	10.45	10.12	8.50	8.14
I2	13310	11185	10406	7.85	6.60	6.14	6.12	5.15	4.79
I3-1	8580	7800	7013	5.06	4.60	4.14	3.95	3.59	3.23
I3-2	8251	7501	6714	4.87	4.43	3.96	3.80	3.45	3.09
I4-1	7714	7013	6226	4.55	4.14	3.67	3.55	3.23	2.86
I4-2	7343	6676	5888	4.33	3.94	3.47	3.38	3.07	2.71
I5

NAPOLI

I1	23407	19670	18890	13.81	11.61	11.15	10.77	9.05	8.69
I2	13310	11185	10407	7.85	6.60	6.14	6.12	5.15	4.79
I3-1	8580	7800	7013	5.06	4.60	4.14	3.95	3.59	3.23
I3-2	8251	7501	6714	4.87	4.43	3.96	3.80	3.45	3.09
I4-1	7714	7013	6226	4.55	4.14	3.67	3.55	3.23	2.86
I4-2	7343	6676	5888	4.33	3.94	3.47	3.38	3.07	2.71
I5

LUXEMBOURG (LFR)


LUXEMBOURG-VILLE

I1	207.70	195.94	195.94	4.82	4.54	4.54	5.41	5.10	5.10
I2	188.19	177.53	177.53	4.36	4.12	4.12	4.90	4.62	4.62
I3-1	184.23	173.80	173.80	4.27	4.03	4.03	4.80	4.52	4.52
I3-2	153.74	145.04	145.04	3.57	3.36	3.36	4.00	3.78	3.78
I4-1	153.08	144.41	144.41	3.55	3.35	3.35	3.98	3.76	3.76
I4-2	153.08	144.41	144.41	3.55	3.35	3.35	3.98	3.76	3.76
I5


NEDERLAND (HFL)

ROTTERDAM

I1	14.16	12.05	11.44	6.17	5.25	4.99	6.77	5.76	5.47
I2	13.91	11.84	11.23	6.07	5.16	4.90	6.65	5.66	5.37
I3-1	9.29	7.91	7.30	4.05	3.45	3.18	4.44	3.78	3.49
I3-2	9.29	7.91	7.30	4.05	3.45	3.18	4.44	3.78	3.49
I4-1	7.78	6.63	6.05	3.39	2.89	2.64	3.72	3.17	2.89
I4-2	7.78	6.63	6.05	3.39	2.89	2.64	3.72	3.17	2.89
I5	6.73	5.72	5.31	2.93	2.49	2.32	3.22	2.73	2.54

JULI 01 JULY 1995 JUILLET	NATIONALE WAEHRUNG NATIONAL CURRENCY / GJ MONNAIE NATIONALE			KKS	PPS	SPA / GJ	ECUS / GJ			
	STEUERN INBEGR. WITH TAXES	OHNE MWST. VAT EXCL. HORS TVA	OHNE STEUERN TAXES EXCL. HORS TAXES				STEUERN INBEGR. WITH TAXES EXCL. HORS TAXES	OHNE MWST. VAT EXCL. HORS TVA	OHNE STEUERN TAXES EXCL. HORS TAXES	
VERBRAUCHER-TYPEN	STEUERN	OHNE	OHNE	STEUERN	OHNE	OHNE	STEUERN	OHNE	OHNE	STEUERN
STANDARD CONSUMERS	INBEGR.	MWST.	STEUERN	INBEGR.	MWST.	STEUERN	INBEGR.	MWST.	STEUERN	INBEGR.
CONSUMMATEURS TYPE	WITH	VAT	TAXES	WITH	VAT	TAXES	WITH	VAT	TAXES	WITH
	TAXES	EXCL.	EXCL.	TAXES	EXCL.	EXCL.	TAXES	EXCL.	EXCL.	TAXES
	TAXES	HORS	HORS	TAXES	HORS	HORS	TAXES	HORS	HORS	TAXES
	COMPRISES	TVA	TAXES	COMPRISES	TVA	TAXES	COMPRISES	TVA	TAXES	TAXES
OESTERREICH (OS)				WIEN						
I1	131.96	109.97	109.97	8.66	7.21	7.21	10.04	8.37	8.37	
I2	131.96	109.97	109.97	8.66	7.21	7.21	10.04	8.37	8.37	
I3-1	77.33	64.44	64.44	5.07	4.23	4.23	5.89	4.91	4.91	
I3-2	
I4-1	63.30	52.75	52.75	4.15	3.46	3.46	4.82	4.02	4.02	
I4-2	
I5	
SUOMI/FINLAND (FMK)				NATIONAL						
I1	35.80	29.35	27.94	5.38	4.41	4.20	6.27	5.14	4.89	
I2	32.59	26.72	25.31	4.90	4.02	3.81	5.71	4.68	4.43	
I3-1	27.70	22.71	21.30	4.17	3.42	3.20	4.85	3.98	3.73	
I3-2	26.09	21.38	19.98	3.92	3.22	3.01	4.57	3.74	3.50	
I4-1	21.70	17.79	16.39	3.26	2.68	2.47	3.80	3.12	2.87	
I4-2	19.50	15.98	14.58	2.93	2.40	2.19	3.42	2.80	2.55	
I5	18.69	15.32	13.92	2.81	2.30	2.09	3.27	2.68	2.44	
SVERIGE										
I1										
I2										
I3-1										
I3-2										
I4-1										
I4-2										
I5										
UNITED KINGDOM (UKL)				LONDON						
I1	3.62	3.08	3.08	5.24	4.46	4.46	4.29	3.65	3.65	
I2	3.32	2.82	2.82	4.80	4.09	4.09	3.94	3.35	3.35	
I3-1	2.99	2.54	2.54	4.32	3.68	3.68	3.54	3.01	3.01	
I3-2	2.95	2.51	2.51	4.26	3.63	3.63	3.49	2.97	2.97	
I4-1	2.59	2.20	2.20	3.74	3.19	3.19	3.07	2.61	2.61	
I4-2	2.26	1.92	1.92	3.27	2.78	2.78	2.63	2.28	2.28	
I5	1.78	1.50	1.50	2.58	2.17	2.17	2.11	1.78	1.78	
LEEDS										
I1	3.53	3.00	3.00	5.11	4.35	4.35	4.19	3.56	3.56	
I2	3.28	2.79	2.79	4.74	4.04	4.04	3.89	3.31	3.31	
I3-1	2.92	2.49	2.49	4.23	3.60	3.60	3.46	2.95	2.95	
I3-2	3.01	2.56	2.56	4.36	3.71	3.71	3.57	3.04	3.04	
I4-1	2.35	2.00	2.00	3.40	2.89	2.89	2.78	2.37	2.37	
I4-2	
I5	
BIRMINGHAM										
I1	3.59	3.06	3.06	5.20	4.43	4.43	4.26	3.63	3.63	
I2	3.37	2.87	2.87	4.88	4.15	4.15	3.99	3.40	3.40	
I3-1	2.89	2.46	2.46	4.18	3.56	3.56	3.43	2.92	2.92	
I3-2	2.59	2.20	2.20	3.74	3.19	3.19	3.07	2.61	2.61	
I4-1	2.82	2.40	2.40	4.08	3.47	3.47	3.34	2.84	2.84	
I4-2	2.34	1.99	1.99	3.38	2.88	2.88	2.77	2.36	2.36	
I5	

NATURGASPREISE FUER DIE INDUSTRIE / NATURAL GAS PRICES FOR INDUSTRY / PRIX DU GAZ NATUREL POUR USAGES INDUSTRIELS


JULI 01 JULY 1995 JUILLET	NATIONALE WAEHRUNG			KKS	PPS	SPA / GJ	ECUS / GJ		
	NATIONAL CURRENCY / GJ								
	MONNAIE NATIONALE								
VERBRAUCHER-TYPEN	STEUERN	OHNE	OHNE	STEUERN	OHNE	OHNE	STEUERN	OHNE	OHNE
STANDARD CONSUMERS	INBEGR.	MWST.	STEUERN	INBEGR.	MWST.	STEUERN	INBEGR.	MWST.	STEUERN
CONSOMMATEURS TYPE	WITH	VAT	TAXES	WITH	VAT	TAXES	WITH	VAT	TAXES
	TAXES	EXCL.	EXCL.	TAXES	EXCL.	EXCL.	TAXES	EXCL.	EXCL.
	TAXES	HORS	HORS	TAXES	HORS	HORS	TAXES	HORS	HORS
	COMPRISES	TVA	TAXES	COMPRISES	TVA	TAXES	COMPRISES	TVA	TAXES

NORGE (1)

I1									
I2									
I3-1									
I3-2									
I4-1									
I4-2									
I5									

(1) IM RAHMEN DER ABKOMMEN MIT DEN MITGLIEDSTAATEN DES EUROPÄISCHEN WIRTSCHAFTSRAUMS (EWR) SIND DIE GASPREISE FUER NORWEGEN AUCH VERÖFFENTLICHT / IN THE FRAMEWORK OF THE AGREEMENTS CONCLUDED BETWEEN THE MEMBER COUNTRIES OF THE EUROPEAN ECONOMIC AGREEMENT (EEA), PRICES FOR NORWAY ARE ALSO PUBLISHED / DANS LE CADRE DES ACCORDS PASSES ENTRE LES PAYS MEMBRES DE L'ESPACE ECONOMIQUE EUROPEEN (EEE), LES PRIX DE LA NORVEGE SONT EGALEMENT PUBLIES

ORTSGASPREISE FUER DIE INDUSTRIE / GASHWORKS GAS PRICES FOR INDUSTRY / PRIX DU GAZ D'USINE POUR USAGES INDUSTRIELS

JULI 01 JULY 1995 JUILLET	NATIONALE WAEHRUNG			KKS	PPS	SPA / GJ	ECUS / GJ		
	NATIONAL CURRENCY / GJ								
	MONNAIE NATIONALE								
VERBRAUCHER-TYPEN	STEUERN	OHNE	OHNE	STEUERN	OHNE	OHNE	STEUERN	OHNE	OHNE
STANDARD CONSUMERS	INBEGR.	MWST.	STEUERN	INBEGR.	MWST.	STEUERN	INBEGR.	MWST.	STEUERN
CONSOMMATEURS TYPE	WITH	VAT	TAXES	WITH	VAT	TAXES	WITH	VAT	TAXES
	TAXES	EXCL.	EXCL.	TAXES	EXCL.	EXCL.	TAXES	EXCL.	EXCL.
	TAXES	HORS	HORS	TAXES	HORS	HORS	TAXES	HORS	HORS
	COMPRISES	TVA	TAXES	COMPRISES	TVA	TAXES	COMPRISES	TVA	TAXES

DANMARK (DKR)

KOBENHAVN

I1	120.50	96.40	96.40	12.78	10.23	10.23	16.56	13.25	13.25
I2	109.15	87.32	87.32	11.58	9.26	9.26	15.00	12.00	12.00
I3-1
I3-2
I4-1
I4-2
I5

PORTUGAL (ESC)

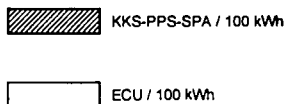
LISBOA

I1	2909.00	2770.00	2770.00	21.82	20.78	20.78	14.81	14.10	14.10
I2	2909.00	2770.00	2770.00	21.82	20.78	20.78	14.81	14.10	14.10
I3-1	1217.00	1159.00	1159.00	9.13	8.69	8.69	6.19	5.90	5.90
I3-2	1217.00	1159.00	1159.00	9.13	8.69	8.69	6.19	5.90	5.90
I4-1
I4-2
I5

NATURGASPREISE FUER DIE INDUSTRIE
 NATURAL GAS PRICES FOR INDUSTRY
 PRIX DU GAZ POUR USAGES INDUSTRIELS

1995-2

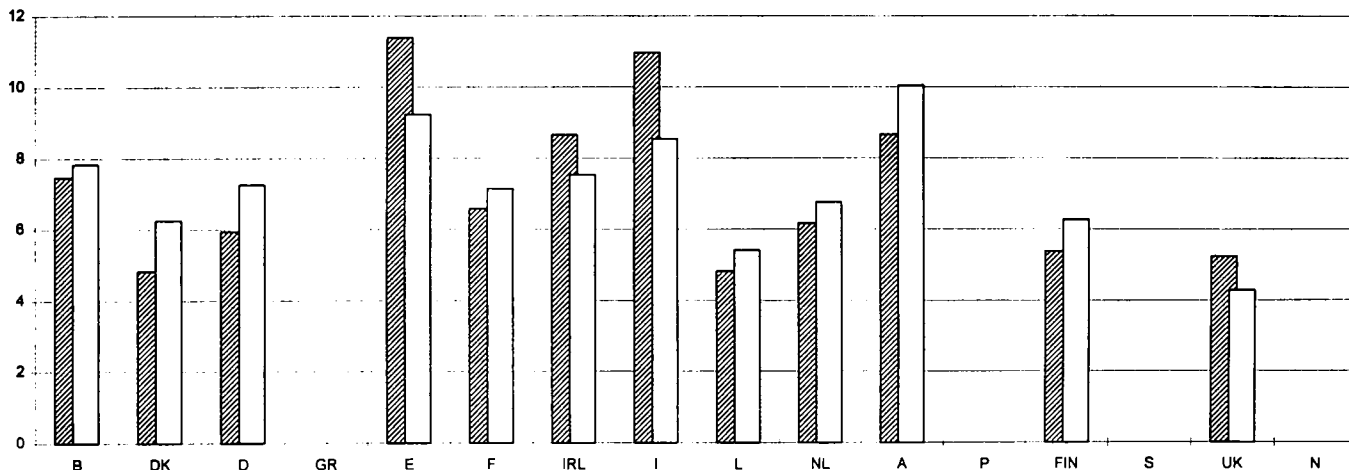
- | | | |
|-----------------------|-----------------|-------------------------|
| 1 B BRUXELLES * | 7 IRL DUBLIN | 13 FIN FINLAND NATIONAL |
| 2 DK DANMARK NATIONAL | 8 I MILANO | 14 S SVERIGE |
| 3 D NATIONAL | 9 L LUXEMBOURG | 15 UK LONDON |
| 4 GR | 10 NL ROTTERDAM | 16 N NORGE |
| 5 E MADRID | 11 A ÖSTERREICH | |
| 6 F PARIS | 12 P | |



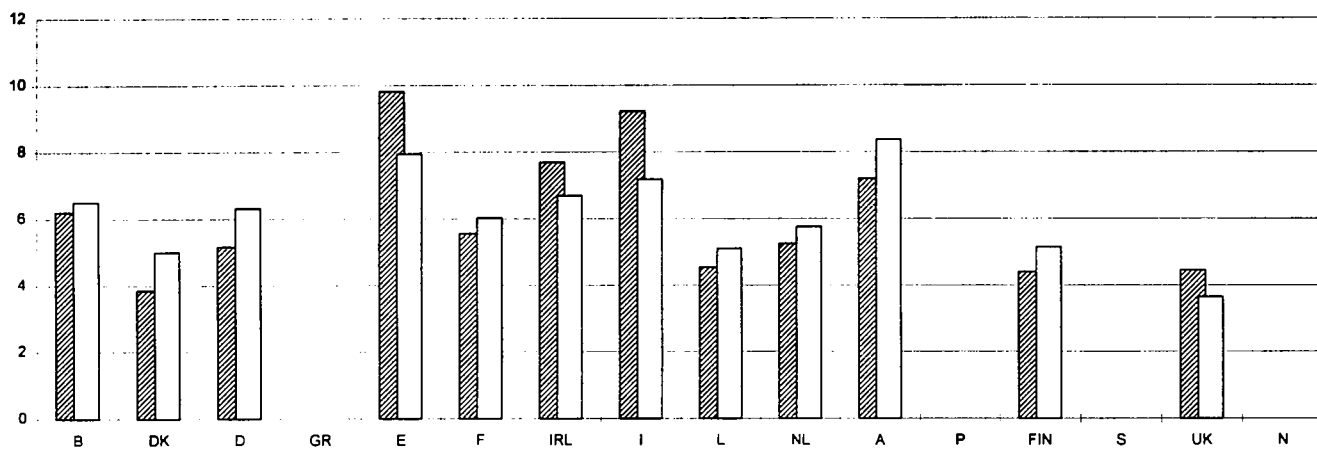
- (1) STEUERN INBEGR./ TAXES INCL./ TAXES COMPRISES
 (2) OHNE MWST./ VAT EXCL./ HORS TVA
 (3) OHNE STEUERN/ TAXES EXCL./ HORS TAXES

* (CNE 1.0 P 1.0)

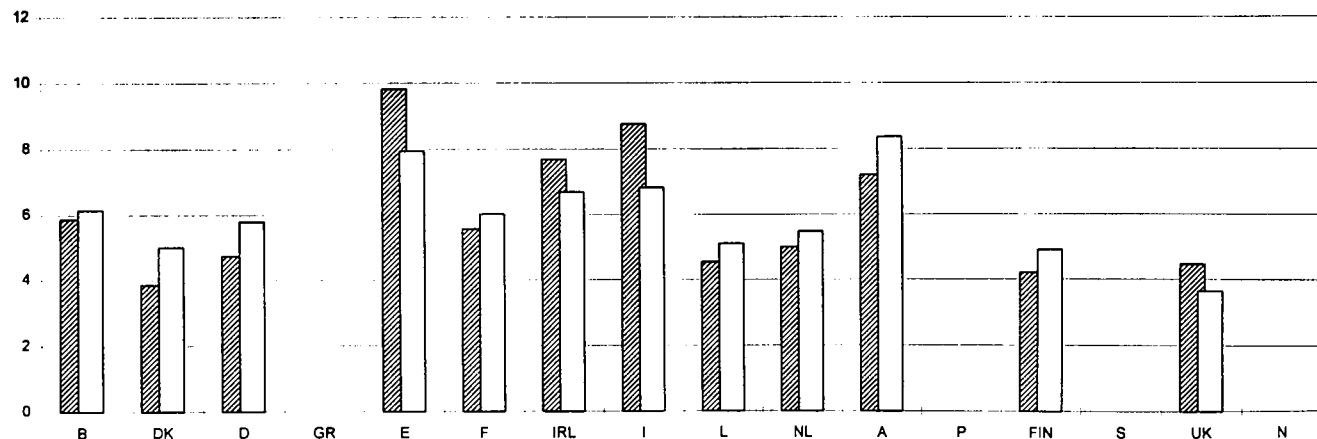
I1 (1)



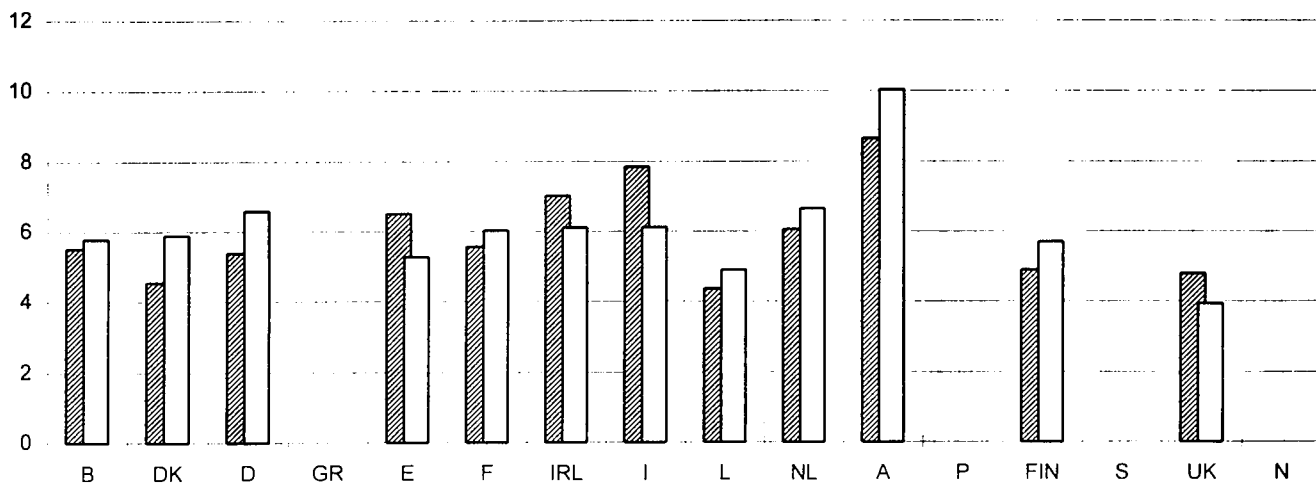
I1 (2)



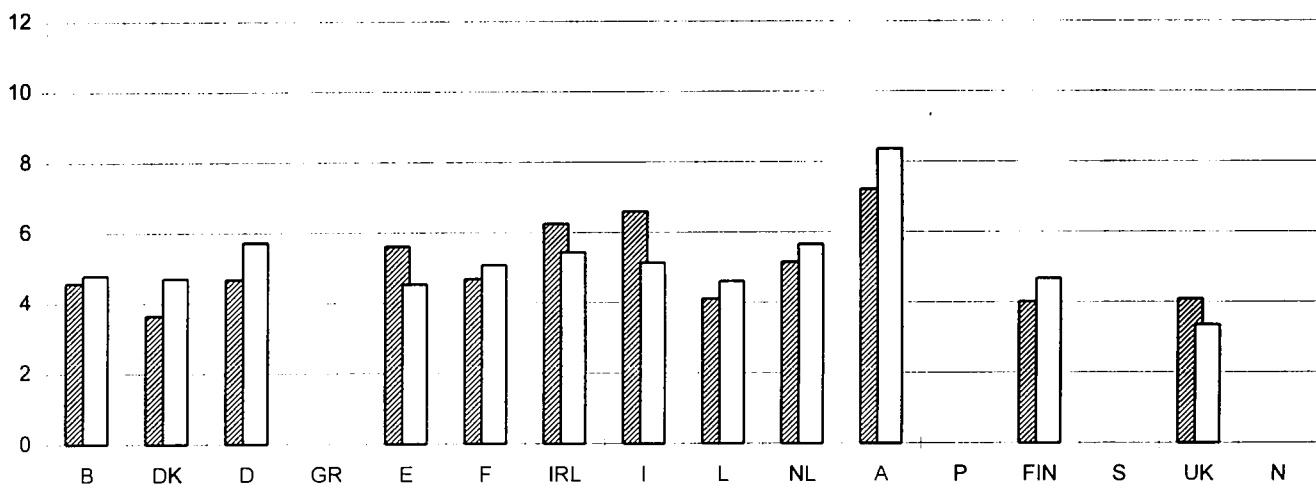
I1 (3)



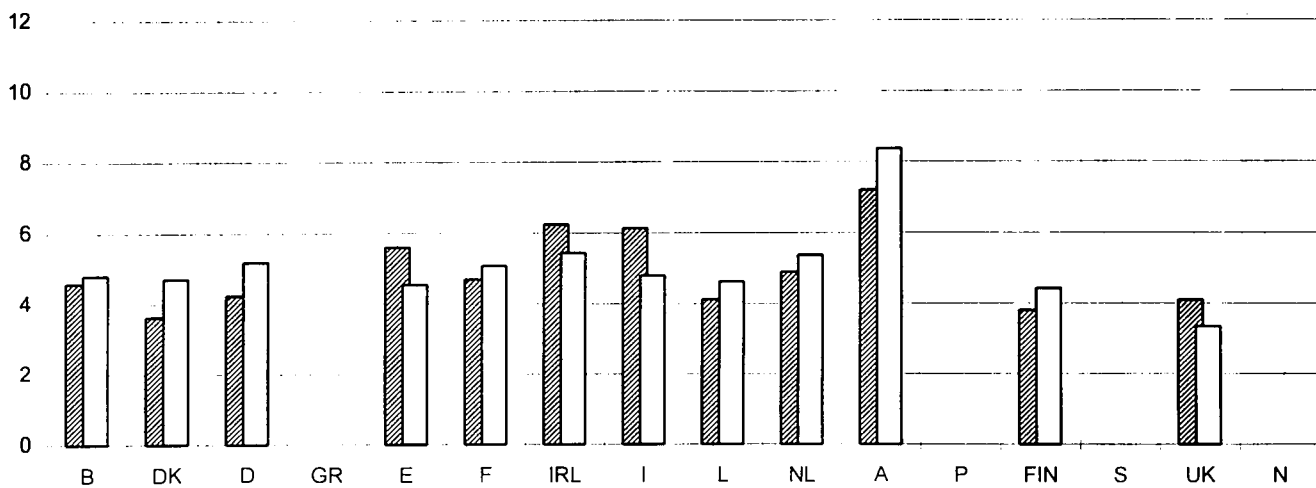
I2 (1)



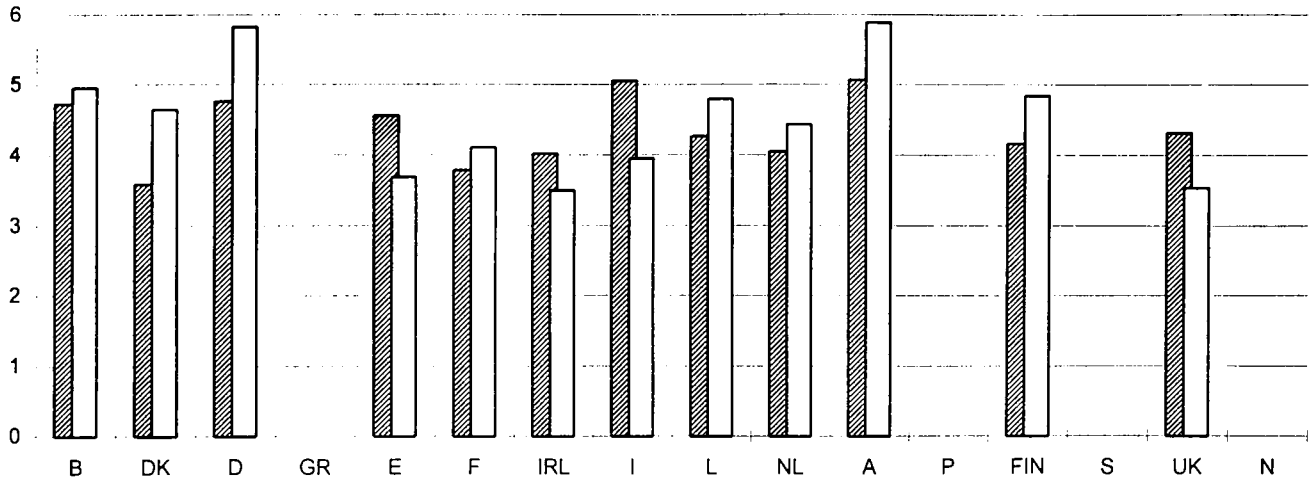
I2 (2)



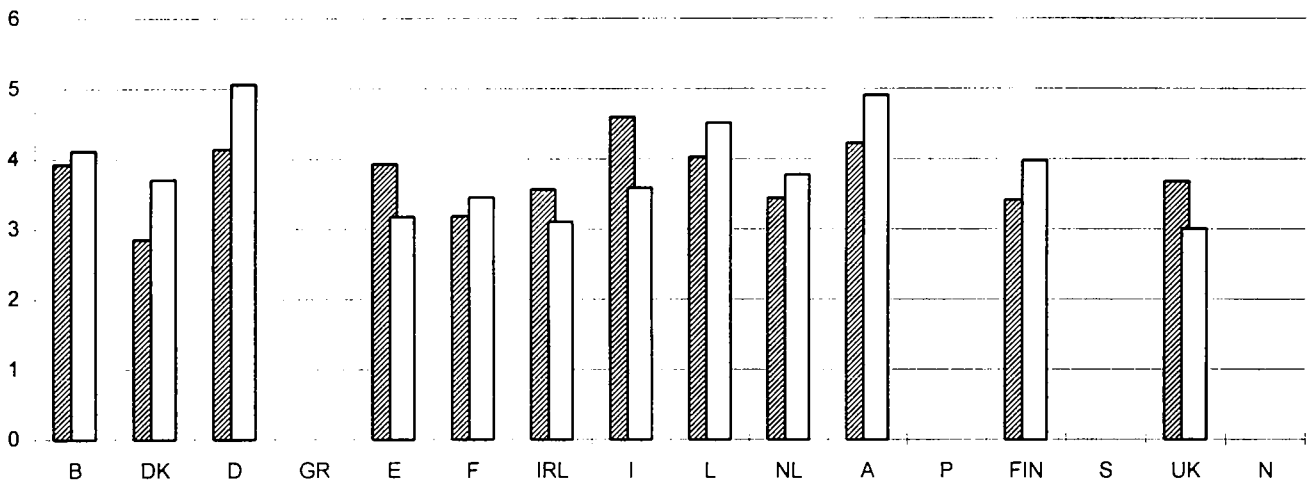
I2 (3)



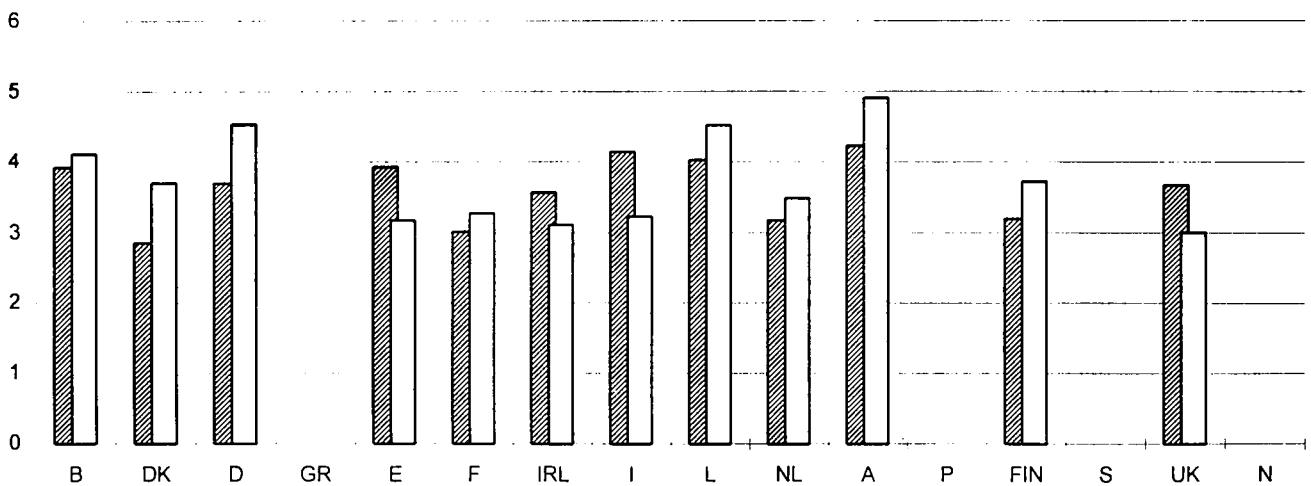
13-1 (1)



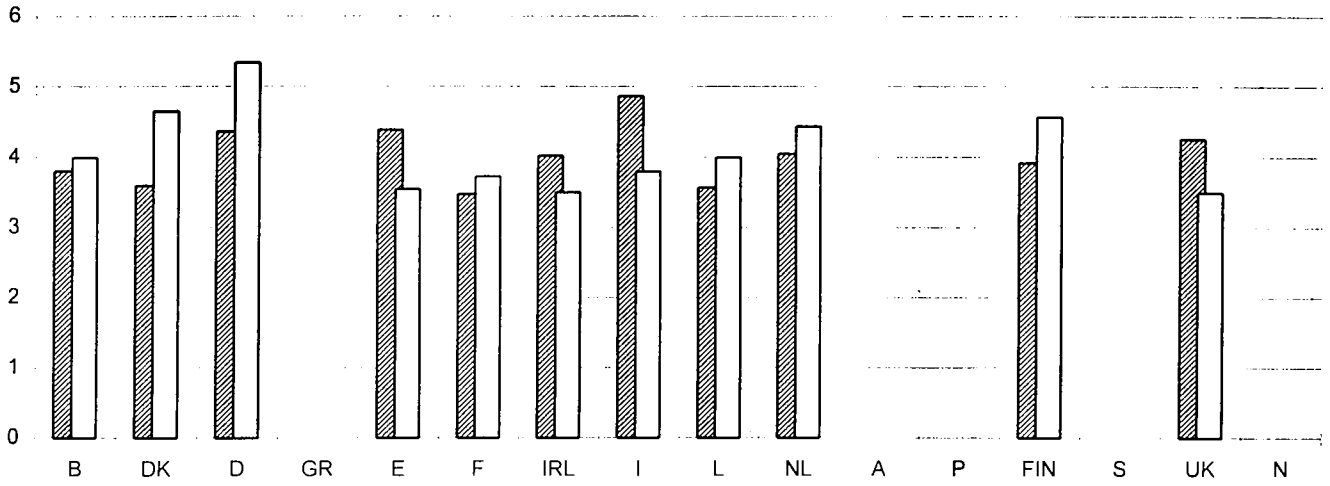
13-1 (2)



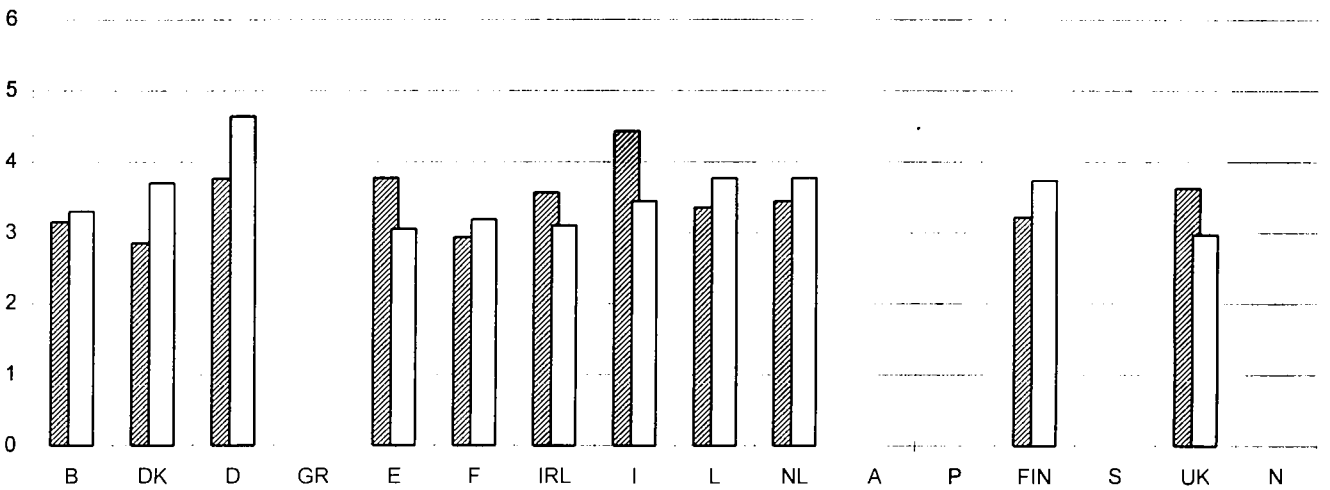
13-1 (3)



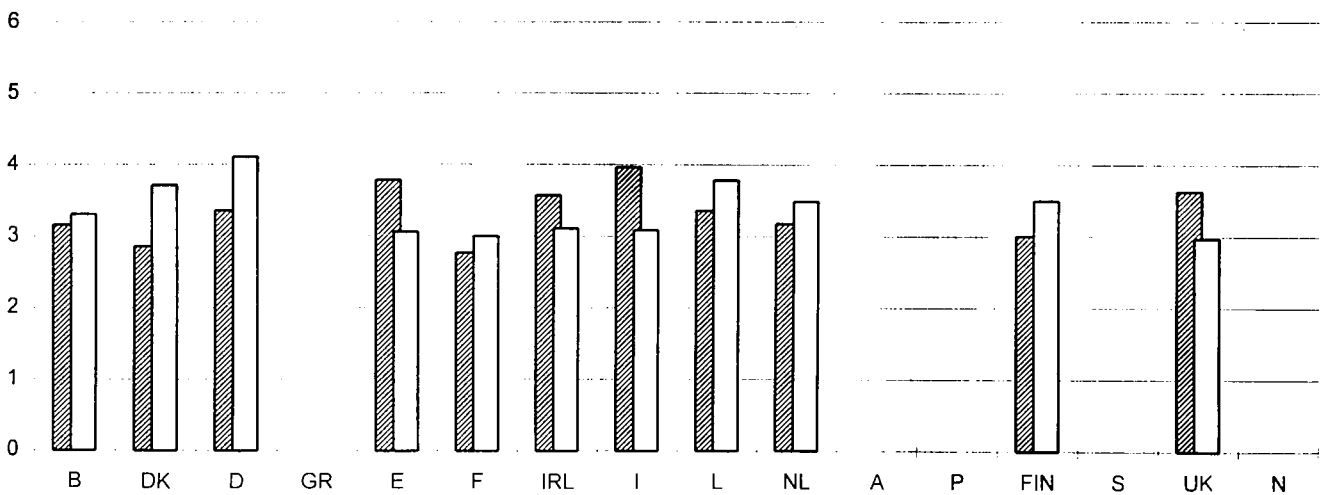
13-2 (1)



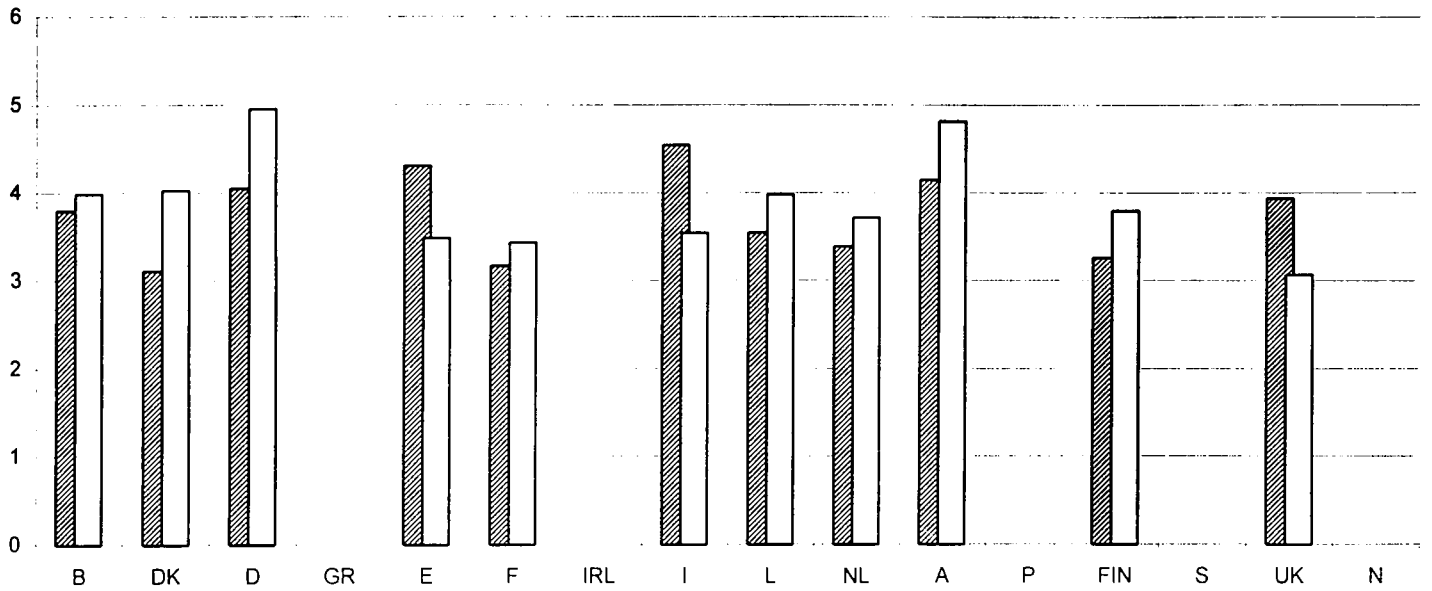
13-2 (2)



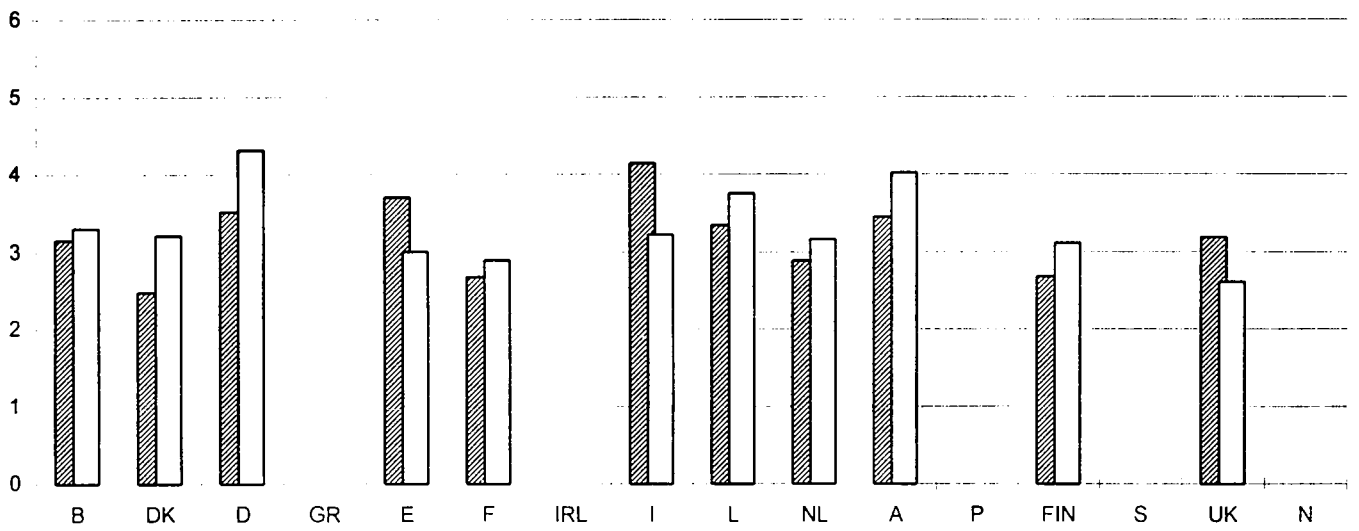
13-2 (3)



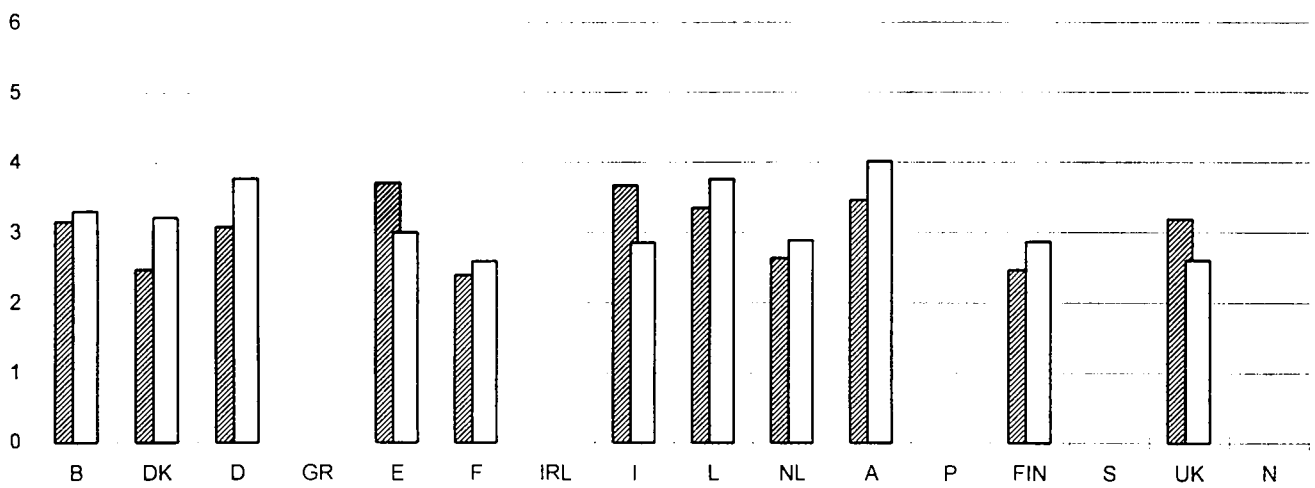
14-1 (1)



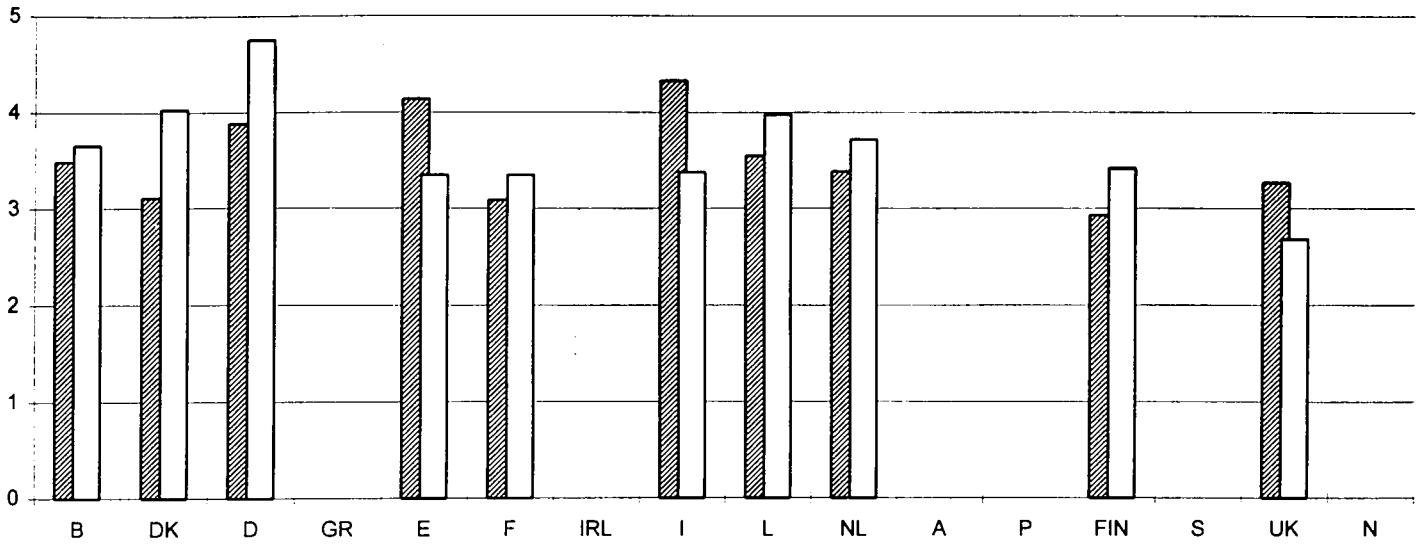
14-1 (2)



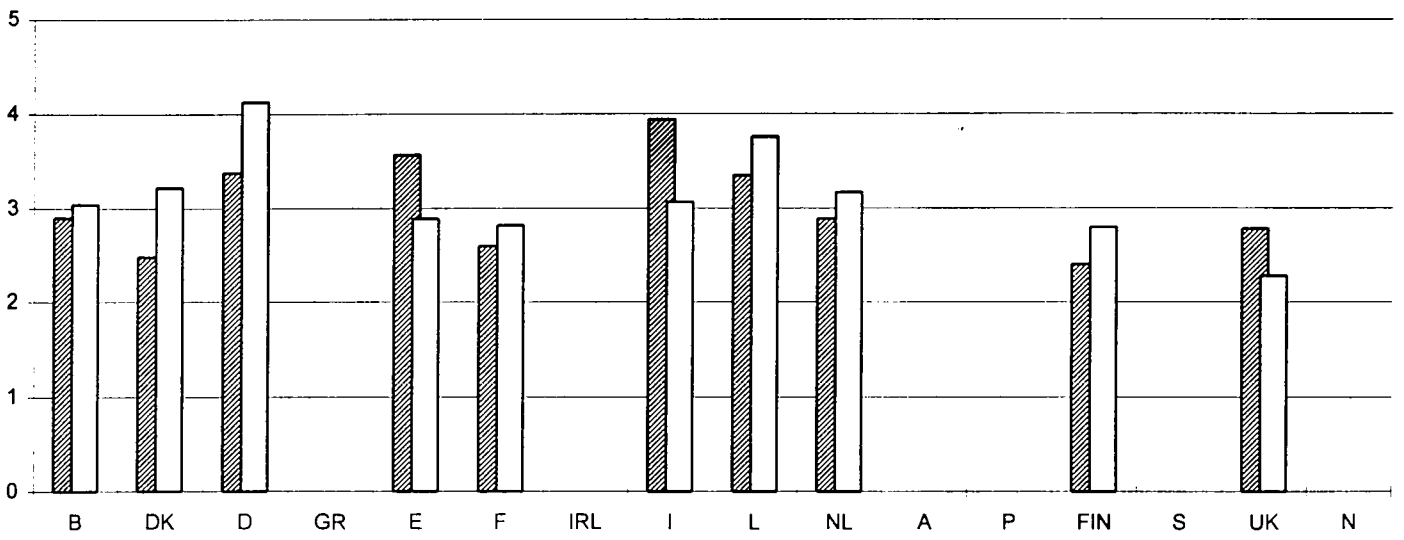
14-1 (3)



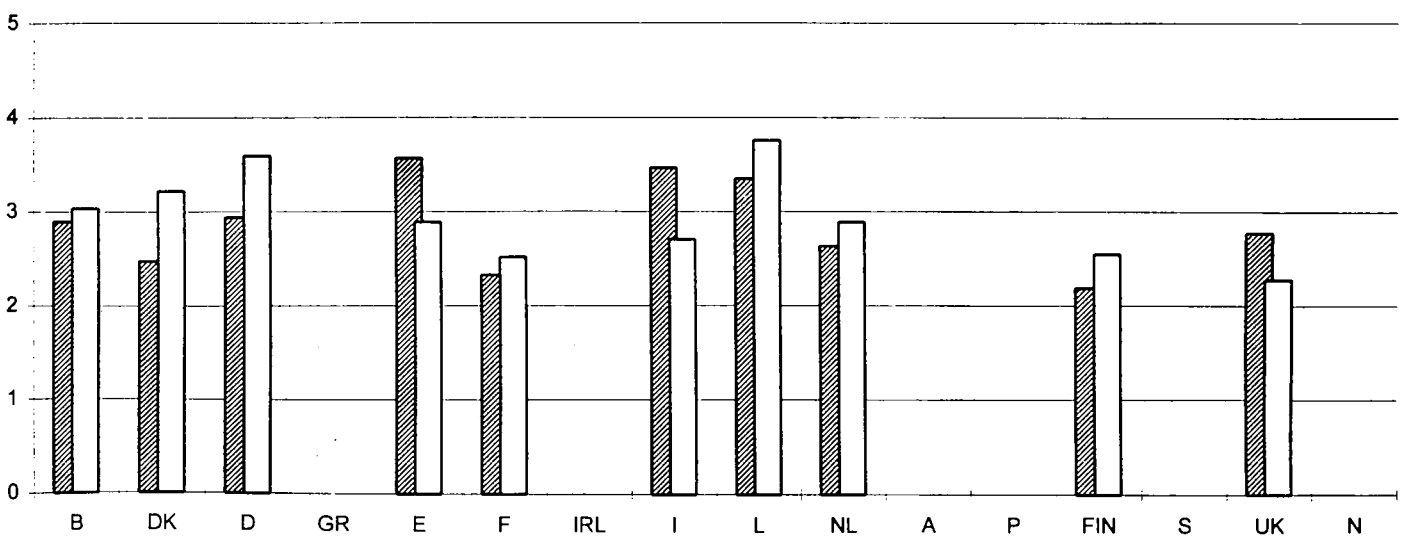
14-2 (1)



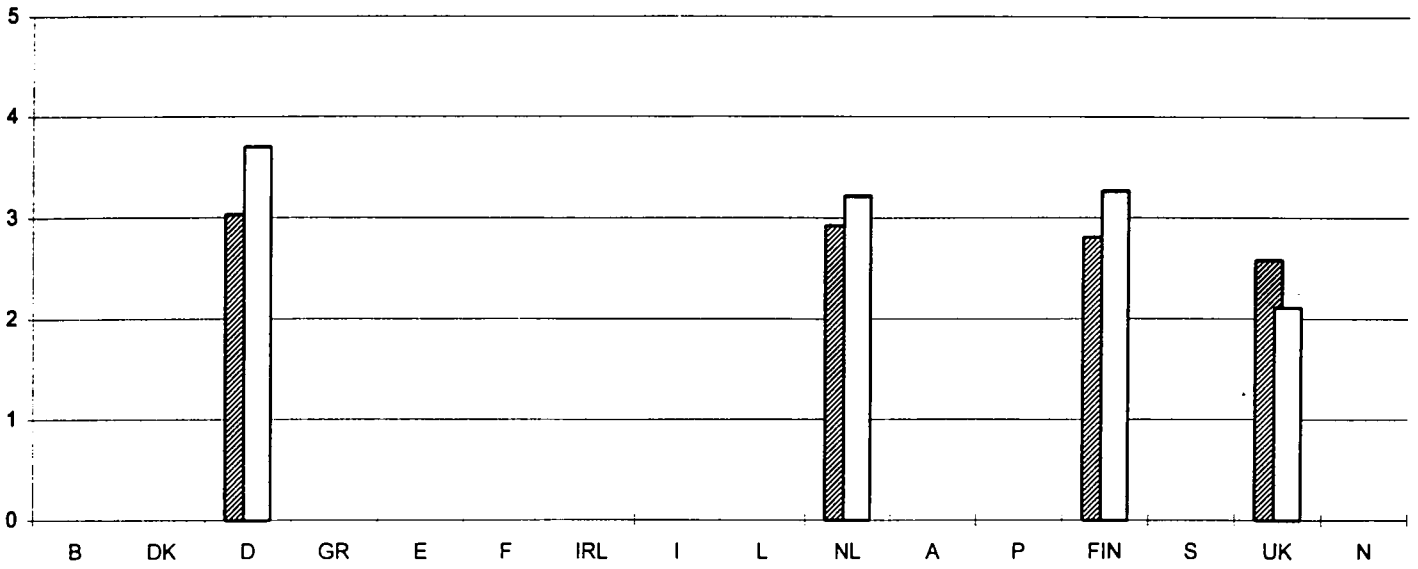
14-2 (2)



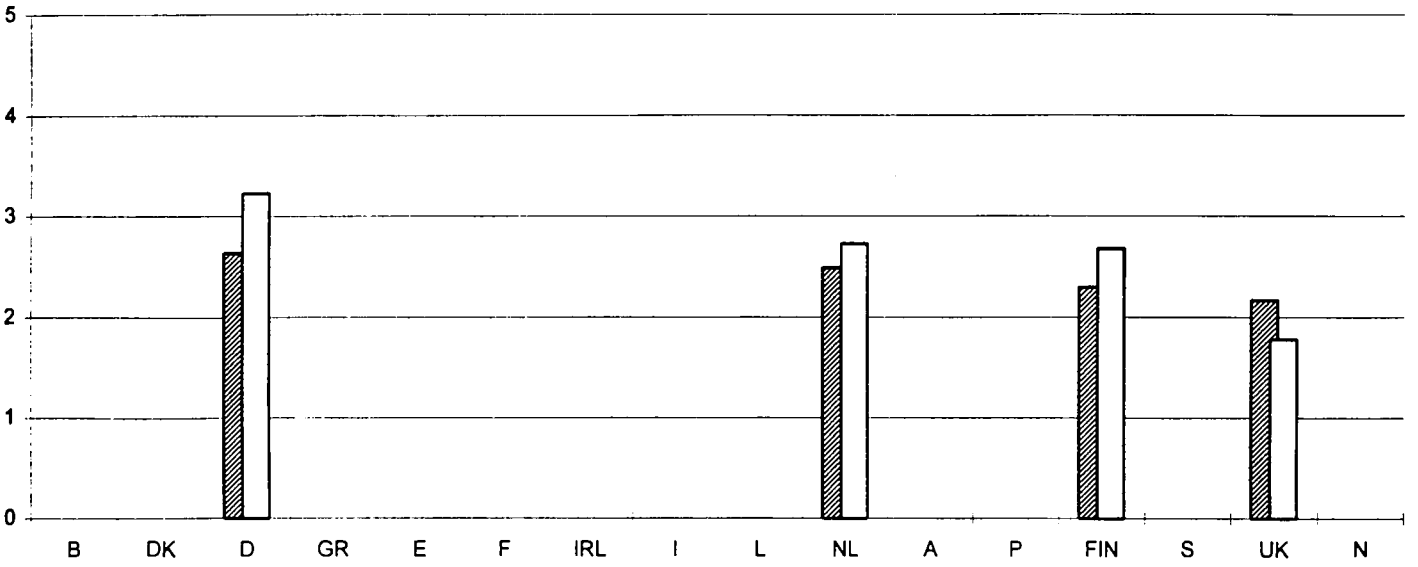
14-2 (3)



I5 (1)



I5 (2)



I5 (3)

