



STATISTICS IN FOCUS

Energy and industry

1996 □ 15

ISSN 1024-4328

Gas prices for EU households on 1 January 1996: downward trend

These comments are based on prices collected by Eurostat, expressed in national currency. For the comparative tables and the graphics, prices in ECU and purchasing power standards (PPS) have been used.

A study of the variations in VAT-excluded prices from 1 July 1995 to 1 January 1996 reveals that:

- In Luxembourg a price rise of between 4.8% (D₁*) and 8% (D₄) was recorded. In Spain, the rise was about 3.7% for all standard consumers.
- In the Netherlands, the rise affected only prices for D₃ (4.1%), D_{3-b} (5.1%) and D₄ (6.8%), whereas those for D₁ (-0.3%) and D₂ (-0.4%) showed a fall.
- In Germany, the only recorded rises affected D₃ (0.7%) in Frankfurt and D₄ (1.1%) in Munich. The prices remained unchanged in Hannover, Dortmund, Stuttgart, Dresden and Berlin and fell in the other locations. The greatest drop was for D₄ prices in Düsseldorf (-7.7%).
- In Belgium, the drop affected all standard consumers and was between -0.6% (D₁) and -1.9% (D₄).
- In France, Italy, Ireland and in the United Kingdom, prices remained relatively stable.

* see table below for standard consumers definition.

Manuscript completed on = 26.04.1996

For further information please contact:
Eurostat, L-2920 Luxembourg, tel. 4301-32040 Fax: 4301-34771

Price (excl. VAT) in Luxembourg: Subscription ECU 240,
single copy ECU 6

Catalogue number: CA-NL-96-015-EN-C

Five household standard consumers, coded D₁ to D₄, were chosen:

eurostat		Annual consumption				
D ₁	8.37	GJ	(i.e.	2 326	kWh)	
D ₂ ⁽¹⁾	16.74	GJ	(i.e.	4 652	kWh)	
D ₃	83.70	GJ	(i.e.	23 260	kWh)	
D _{3b}	125.60	GJ	(i.e.	34 890	kWh)	
D ₄	1047.00	GJ	(i.e.	290 750	kWh)	

(1) For the United Kingdom there is an additional standard consumer, i.e. D_{2-b} 33.49 GJ (9 300 kWh or 8 Gcal).

Prices for the standard consumers are given in national currencies, PPS (purchasing power standard as at 27 March for 1996) and in ECU (average value for January 1996).

Conversion table in PPS and ECU


1 PPS =

B (BFR)	40.95	E (PTA)	135.75	L (LFR)	43.52	FIN (FMK)	6.70
DK (DKR)	9.67	F (FF)	7.09	NL (HFL)	2.31	S (SKR)	11.13
D (DM)	2.30	IRL (IRL)	0.71	A (ÖS)	15.35	UK (UKL)	0.69
GR (DR)	246.87	I (LIT)	1758.88	P (ESC)	138.61	N (NKR)	9.27


1 ECU =

B (BFR)	38.79	E (PTA)	159.11	L (LFR)	38.79	FIN (FMK)	5.74
DK (DKR)	7.30	F (FF)	6.46	NL (HFL)	2.11	S (SKR)	8.69
D (DM)	1.89	IRL (IRL)	0.81	A (ÖS)	13.27	UK (UKL)	0.84
GR (DR)	310.63	I (LIT)	2045.84	P (ESC)	195.83	N (NKR)	8.29

PRIX DU GAZ NATUREL POUR USAGES DOMESTIQUES

JANUAR 01 JANUARY 1996 JANVIER	NATIONALE WAEHRUNG NATIONAL CURRENCY / GJ MONNAIE NATIONALE			KKS	PPS	SPA / GJ	ECUS / GJ			
	STEUERN INBEGR. WITH TAXES COMPRISES	OHNE MWST. VAT EXCL. HORS TVA	OHNE STEUERN TAXES EXCL. HORS TAXES				STEUERN INBEGR. WITH TAXES COMPRISES	OHNE MWST. VAT EXCL. HORS TVA	OHNE STEUERN TAXES EXCL. HORS TAXES	
VERBRAUCHER-TYPEN STANDARD CONSUMERS CONSOMMATEURS TYPE										
BELGIQUE (BFR)										
				BRUXELLES						
D1	641.5	530.1	516.5	15.67	12.95	12.61	16.53	13.66	13.31	
D2	590.2	487.8	474.1	14.41	11.91	11.58	15.21	12.57	12.22	
D3	338.8	280.0	266.3	8.27	6.84	6.50	8.73	7.22	6.86	
D3-B	322.0	266.2	252.5	7.86	6.50	6.17	8.30	6.86	6.51	
D4	266.6	220.3	206.6	6.51	5.38	5.05	6.87	5.68	5.32	
DEUTSCHLAND (DM)										
				DUESSELDORF						
D1	35.78	31.11	30.11	15.57	13.54	13.10	18.96	16.48	15.95	
D2	26.83	23.33	22.33	11.68	10.15	9.72	14.21	12.36	11.83	
D3	16.48	14.33	13.33	7.17	6.24	5.80	8.73	7.59	7.06	
D3-B	15.46	13.44	12.44	6.73	5.85	5.41	8.19	7.12	6.59	
D4	11.88	10.33	9.33	5.17	4.50	4.06	6.29	5.47	4.94	
HAMBURG										
D1	36.13	31.42	30.42	15.72	13.67	13.24	19.14	16.65	16.12	
D2	23.77	20.67	19.67	10.34	8.99	8.56	12.59	10.95	10.42	
D3	15.84	13.78	12.78	6.89	6.00	5.56	8.39	7.30	6.77	
D3-B	15.17	13.19	12.19	6.60	5.74	5.30	8.04	6.99	6.46	
D4	12.81	11.14	10.14	5.57	4.85	4.41	6.79	5.90	5.37	
HANNOVER										
D1	32.55	28.31	27.31	14.16	12.32	11.88	17.25	15.00	14.47	
D2	25.52	22.19	21.19	11.11	9.66	9.22	13.52	11.76	11.23	
D3	16.20	14.08	13.08	7.05	6.13	5.69	8.58	7.46	6.93	
D3-B	15.33	13.33	12.33	6.67	5.80	5.37	8.12	7.06	6.53	
D4	13.70	11.92	10.92	5.96	5.19	4.75	7.26	6.32	5.79	
DORTMUND										
D1	37.76	32.83	31.83	16.43	14.29	13.85	20.01	17.39	16.86	
D2	26.23	22.81	21.81	11.41	9.93	9.49	13.90	12.08	11.56	
D3	15.75	13.69	12.69	6.85	5.96	5.52	8.34	7.25	6.72	
D3-B	14.53	12.64	11.64	6.32	5.50	5.07	7.70	6.70	6.17	
D4	11.69	10.17	9.17	5.09	4.43	3.99	6.19	5.39	4.86	
FRANKFURT/M										
D1	35.52	30.89	29.89	15.46	13.44	13.01	18.82	16.37	15.84	
D2	26.67	23.19	22.19	11.61	10.09	9.66	14.13	12.29	11.76	
D3	15.43	13.42	12.42	6.71	5.84	5.40	8.17	7.11	6.58	
D3-B	13.42	11.67	10.67	5.84	5.08	4.64	7.11	6.18	5.65	
D4	12.43	10.81	9.81	5.41	4.70	4.27	6.59	5.73	5.20	
STUTT GART										
D1	39.71	34.53	33.53	17.28	15.03	14.59	21.04	18.29	17.76	
D2	32.93	28.64	27.64	14.33	12.46	12.03	17.45	15.17	14.64	
D3	19.36	16.83	15.83	8.42	7.32	6.89	10.26	8.92	8.39	
D3-B	17.70	15.39	14.39	7.70	6.70	6.26	9.38	8.15	7.62	
D4	14.44	12.56	11.56	6.28	5.47	5.03	7.65	6.65	6.12	


PRIX DU GAZ NATUREL POUR USAGES DOMESTIQUES

JANUAR 01 JANUARY 1996 JANVIER	NATIONALE WAEHRUNG NATIONAL CURRENCY / GJ MONNAIE NATIONALE			KKS	PPS	SPA / GJ	ECUS / GJ			
	VERBRAUCHER-TYPEN STANDARD CONSUMERS CONSUMMATEURS TYPE	STEUERN INBEGR. TAXES COMPRISES	OHNE MWST. VAT EXCL. TVA				OHNE STEUERN TAXES EXCL. TAXES	STEUERN INBEGR. TAXES COMPRISES	OHNE MWST. VAT EXCL. TVA	
DEUTSCHLAND (DM)										
				MUEENCHEN						
D1	29.90	26.00	25.00	13.01	11.31	10.88	15.84	13.78	13.25	
D2	23.32	20.28	19.28	10.15	8.83	8.39	12.36	10.74	10.21	
D3	17.09	14.86	13.86	7.44	6.47	6.03	9.05	7.87	7.34	
D3-B	15.53	13.50	12.50	6.76	5.87	5.44	8.23	7.15	6.62	
D4	14.22	12.36	11.36	6.19	5.38	4.94	7.53	6.55	6.02	
WESER-EMS										
D1	30.83	26.81	25.81	13.42	11.67	11.23	16.33	14.20	13.67	
D2	22.58	19.64	18.64	9.83	8.55	8.11	11.96	10.41	9.88	
D3	13.99	12.17	11.17	6.09	5.30	4.86	7.41	6.45	5.92	
D3-B	13.03	11.33	10.33	5.67	4.93	4.50	6.90	6.00	5.47	
D4	11.40	9.92	8.92	4.96	4.32	3.88	6.04	5.26	4.73	
DRESDEN										
D1	43.38	37.72	36.72	18.88	16.41	15.98	22.98	19.98	19.45	
D2	31.98	27.81	26.81	13.92	12.10	11.67	16.94	14.73	14.20	
D3	18.97	16.50	15.50	8.25	7.18	6.74	10.05	8.74	8.21	
D3-B	17.35	15.08	14.08	7.55	6.56	6.13	9.19	7.99	7.46	
D4	14.44	12.56	11.56	6.28	5.47	5.03	7.65	6.65	6.12	
BERLIN										
D1	41.18	35.81	34.81	17.92	15.58	15.15	21.82	18.97	18.44	
D2	30.70	26.69	25.69	13.36	11.61	11.18	16.27	14.14	13.61	
D3	19.61	17.06	16.06	8.53	7.42	6.99	10.39	9.04	8.51	
D3-B	18.18	15.81	14.81	7.91	6.88	6.44	9.63	8.38	7.85	
D4	15.68	13.64	12.64	6.82	5.94	5.50	8.31	7.23	6.70	
ESPANA (PTA)										
				MADRID (1)						
D1	2474.2	2132.9	2132.9	18.23	15.72	15.72	15.54	13.39	13.39	
D2	2180.5	1879.7	1879.7	16.07	13.85	13.85	13.69	11.80	11.80	
D3	1712.2	1476.1	1476.1	12.62	10.88	10.88	10.75	9.27	9.27	
D3-B	1667.9	1437.9	1437.9	12.29	10.60	10.60	10.47	9.03	9.03	
D4	1172.0	1010.3	1010.3	8.64	7.45	7.45	7.36	6.34	6.34	
FRANCE (FF)										
				PARIS (2)						
D1	97.25	80.64	80.64	13.70	11.36	11.36	15.04	12.47	12.47	
D2	84.70	70.23	70.23	11.93	9.90	9.90	13.10	10.86	10.86	
D3	56.68	47.00	47.00	7.99	6.62	6.62	8.77	7.27	7.27	
D3-B	53.25	44.15	44.15	7.50	6.22	6.22	8.24	6.83	6.83	
D4	46.46	38.52	38.52	6.55	5.43	5.43	7.19	5.96	5.96	
STRASBOURG										
D1	129.68	107.53	107.53	18.27	15.15	15.15	20.06	16.63	16.63	
D2	106.60	88.39	88.39	15.02	12.45	12.45	16.49	13.67	13.67	
D3	62.14	51.53	51.53	8.76	7.26	7.26	9.61	7.97	7.97	
D3-B	59.97	49.73	49.73	8.45	7.01	7.01	9.28	7.69	7.69	
D4	52.69	43.69	43.69	7.42	6.16	6.16	8.15	6.76	6.76	


(1) PREISE AUCH GUELTIG FUER / PRICES ALSO VALID FOR / PRIX EGALEMENT VALABLES POUR : BARCELONA, VALENCIA UND FUER ORTSGAS / AND FOR GASWORKS GAS / ET POUR GAZ D'USINE : MADRID, VALENCIA

(2) PREISE ZONE 1, UNTER ANDEREM AUCH GUELTIG FUER / PRICES ZONE 1, ALSO VALID FOR/ PRIX TARIFS ZONE 1, EGALEMENT VALABLES POUR, ENTRE AUTRES : LILLE, LYON, TOULOUSE, MARSEILLE

PRIX DU GAZ NATUREL POUR USAGES DOMESTIQUES

JANUAR 01 JANUARY 1996 JANVIER	NATIONALE WAEHRUNG NATIONAL CURRENCY / GJ MONNAIE NATIONALE			KKS	PPS	SPA / GJ	ECUS / GJ			
	VERBRAUCHER-TYPEN STANDARD CONSUMERS CONSUMMATEURS TYPE	STEUERN INBEGR. WITH TAXES COMPRISES	OHNE MWST. VAT EXCL. HORS TVA				OHNE STEUERN TAXES EXCL. HORS TAXES	STEUERN INBEGR. WITH TAXES COMPRISES	OHNE MWST. VAT EXCL. HORS TVA	
IRELAND (IRL)										
DUBLIN										
D1	15.72	13.97	13.97	22.11	19.65	19.65	19.27	17.12	17.12	
D2	13.41	11.92	11.92	18.86	16.77	16.77	16.44	14.61	14.61	
D3	6.40	5.69	5.69	9.00	8.00	8.00	7.85	6.97	6.97	
D3-B	6.40	5.69	5.69	9.00	8.00	8.00	7.85	6.97	6.97	
D4	6.40	5.69	5.69	9.00	8.00	8.00	7.85	6.97	6.97	
ITALIA (LIT)										
MILANO										
D1	23271	21156	18667	13.26	12.06	10.64	11.40	10.37	9.15	
D2	20948	19044	16549	11.94	10.86	9.43	10.26	9.33	8.11	
D3	28450	23908	15570	16.22	13.63	8.87	13.94	11.71	7.63	
D3-B	28382	23851	15331	16.18	13.60	8.74	13.91	11.69	7.51	
D4	28173	23675	14793	16.06	13.49	8.43	13.80	11.60	7.25	
TORINO										
D1	24248	22044	18693	13.82	12.57	10.66	11.88	10.80	9.16	
D2	21882	19893	16543	12.47	11.34	9.43	10.72	9.75	8.11	
D3	26823	22540	13159	15.29	12.85	7.50	13.14	11.04	6.45	
D3-B	26752	22481	12920	15.25	12.81	7.36	13.11	11.02	6.33	
D4	27255	22903	12981	15.54	13.05	7.40	13.35	11.22	6.36	
GENOVA										
D1	24248	22043	18693	13.82	12.56	10.65	11.88	10.80	9.16	
D2	21882	19893	16542	12.47	11.34	9.43	10.72	9.75	8.11	
D3	28781	24186	14805	16.40	13.79	8.44	14.10	11.85	7.25	
D3-B	28537	23981	14059	16.27	13.67	8.01	13.98	11.75	6.89	
D4	28537	23981	14059	16.27	13.67	8.01	13.98	11.75	6.89	
ROMA										
D1	25562	23238	19888	14.57	13.25	11.34	12.53	11.39	9.75	
D2	23197	21088	17737	13.22	12.02	10.11	11.37	10.33	8.69	
D3	29959	25176	15795	17.08	14.35	9.00	14.68	12.34	7.74	
D3-B	29889	25117	15555	17.04	14.32	8.87	14.65	12.31	7.62	
D4	32811	27572	17650	18.70	15.72	10.06	16.08	13.51	8.65	
NAPOLI										
D1	27677	25161	22278	15.78	14.34	12.70	13.56	12.33	10.92	
D2	25311	23010	20127	14.43	13.12	11.47	12.40	11.27	9.86	
D3	30121	27383	20431	17.17	15.61	11.65	14.76	13.42	10.01	
D3-B	30049	27317	20190	17.13	15.57	11.51	14.72	13.39	9.89	
D4	28950	26318	18837	16.50	15.00	10.74	14.19	12.90	9.23	
LUXEMBOURG (LFR)										
LUXEMBOURG-VILLE										
D1	518.58	489.22	489.22	11.92	11.24	11.24	13.36	12.61	12.61	
D2	444.43	419.27	419.27	10.21	9.63	9.63	11.45	10.80	10.80	
D3	231.32	218.22	218.22	5.32	5.01	5.01	5.96	5.62	5.62	
D3-B	226.37	213.56	213.56	5.20	4.91	4.91	5.83	5.50	5.50	
D4	217.36	205.06	205.06	4.99	4.71	4.71	5.60	5.28	5.28	

PRIX DU GAZ NATUREL POUR USAGES DOMESTIQUES

JANUAR 01 JANUARY 1996 JANVIER	NATIONALE WAEHRUNG NATIONAL CURRENCY / GJ MONNAIE NATIONALE			KKS	PPS	SPA / GJ	ECUS / GJ			
	VERBRAUCHER-TYPEN STANDARD CONSUMERS CONSOMMATEURS TYPE	STEUERN INBEGR. WITH TAXES COMPRISES	OHNE MWST. VAT EXCL. HORS TVA							
NEDERLAND (HFL) ROTTERDAM										
D1	27.70	23.57	22.96	11.98	10.19	9.93	13.10	11.15	10.86	
D2	20.75	17.66	17.05	8.97	7.64	7.37	9.82	8.35	8.07	
D3	15.90	13.53	12.31	6.88	5.85	5.32	7.52	6.40	5.82	
D3-B	15.56	13.24	11.92	6.73	5.73	5.16	7.36	6.26	5.64	
D4	14.95	12.72	11.23	6.47	5.50	4.86	7.07	6.02	5.31	
OESTERREICH (OS) WIEN										
D1	137.07	114.23	114.23	8.93	7.44	7.44	10.33	8.60	8.60	
D2	137.07	114.23	114.23	8.93	7.44	7.44	10.33	8.60	8.60	
D3	137.07	114.23	114.23	8.93	7.44	7.44	10.33	8.60	8.60	
D3-B	137.07	114.23	114.23	8.93	7.44	7.44	10.33	8.60	8.60	
D4	137.07	114.23	114.23	8.93	7.44	7.44	10.33	8.60	8.60	
SUOMI/FINLAND (FMK) NATIONAL										
D1
D2
D3	36.79	30.16	28.75	5.49	4.50	4.29	6.41	5.26	5.01	
D3-B	
D4	
SVERIGE										
D1										
D2										
D3										
D3-B										
D4										
UNITED KINGDOM (UKL) (1) LONDON (2)										
D1	8.41	7.78	7.78	12.03	11.13	11.13	9.96	9.22	9.22	
D2	6.68	6.18	6.18	9.56	8.84	8.84	7.91	7.32	7.32	
D3	4.77	4.42	4.42	6.82	6.32	6.32	5.65	5.24	5.24	
D3-B	4.62	4.27	4.27	6.61	6.11	6.11	5.47	5.06	5.06	
D2-B	5.49	5.08	5.08	7.85	7.27	7.27	6.50	6.02	6.02	
NORGE (3)										
D1										
D2										
D3										
D3-B										
D4										


(1) EXTRA STANDARD ABNEHMER "D2-B" NUR FUER VEREINIGTES KOENIGREICH
EXTRA STANDARD CONSUMER "D2-B" FOR UNITED KINGDOM ONLY

CONSOMMATEUR TYPE SUPPLEMENTAIRE "D2-B", N'EXISTE QU'AU ROYAUME-UNI

(2) PREISE AUCH GUELTIG FUER / PRICES ALSO VALID FOR / PRIX EGALEMENT VALABLES POUR : LEEDS, BIRMINGHAM


(3) IM RAHMEN DER ABKOMMEN MIT DEN MITGLIEDSTAATEN DES EUROPAEISCHEN WIRTSCHAFTSRAUMS (EWR) SIND DIE GASPRISE
FUER NORWEGEN AUCH VEROEFFENTLICHT / IN THE FRAMEWORK OF THE AGREEMENTS CONCLUDED BETWEEN THE MEMBER
COUNTRIES OF THE EUROPEAN ECONOMIC AGREEMENT (EEA), PRICES FOR NORWAY ARE ALSO PUBLISHED / DANS LE CADRE
DES ACCORDS PASSES ENTRE LES PAYS MEMBRES DE L'ESPACE ECONOMIQUE EUROPEEN (EEE), LES PRIX DE LA NORVEGE
SONT EGALEMENT PUBLIES

PRIX DU GAZ D'USINE POUR USAGES DOMESTIQUES

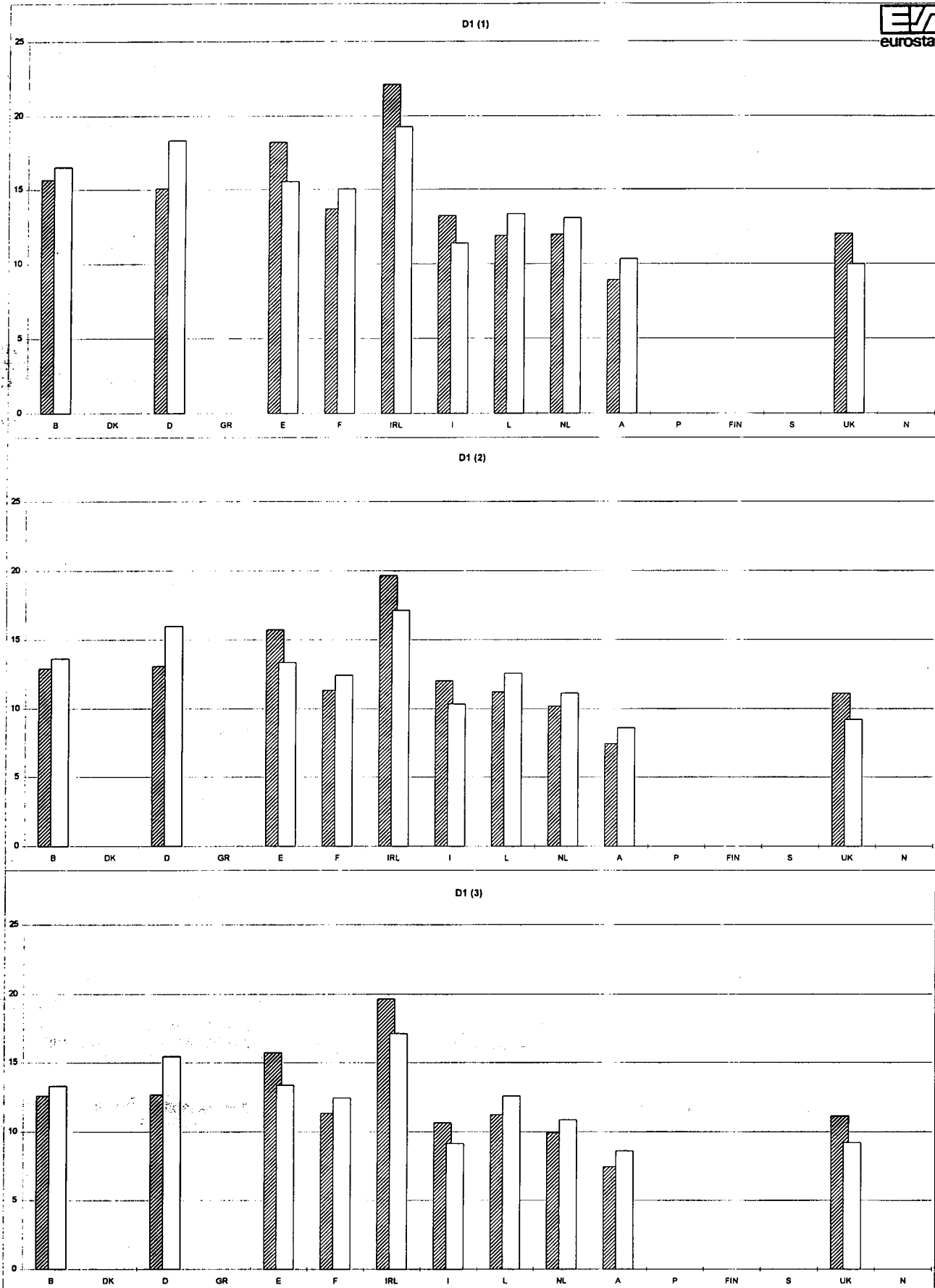
JANUAR 01 JANUARY 1996 JANVIER	NATIONALE WAEHRUNG NATIONAL CURRENCY / GJ MONNAIE NATIONALE			KKS	PPS	SPA / GJ	ECUS / GJ		
	VERBRAUCHER-TYPEN STANDARD CONSUMERS CONSUMMATEURS TYPE	STEUERN INBEGR. WITH TAXES COMPRISES	OHNE MWST. VAT EXCL. HORS TVA						
	DANMARK (DKR)			KOBENHAVN					
D1	233.54	186.83	181.06	24.16	19.32	18.73	31.98	25.59	24.80
D2	221.61	177.29	171.52	22.92	18.34	17.74	30.35	24.28	23.49
D3	163.40	130.72	124.95	16.90	13.52	12.92	22.38	17.90	17.11
D3-B	152.34	121.87	116.11	15.76	12.61	12.01	20.86	16.69	15.90
D4	121.86	97.49	91.72	12.60	10.08	9.49	16.69	13.35	12.56
	PORTUGAL (ESC)			LISBOA					
D1	3019.00	2875.00	2875.00	21.77	20.73	20.73	15.43	14.69	14.69
D2	3019.00	2875.00	2875.00	21.77	20.73	20.73	15.43	14.69	14.69
D3	3019.00	2875.00	2875.00	21.77	20.73	20.73	15.43	14.69	14.69
D3-B	3019.00	2875.00	2875.00	21.77	20.73	20.73	15.43	14.69	14.69
D4									

NATURGASPREISE FUER HAUSHALTE
 NATURAL GAS PRICES FOR HOUSEHOLDS
 PRIX DU GAZ POUR USAGES DOMESTIQUES

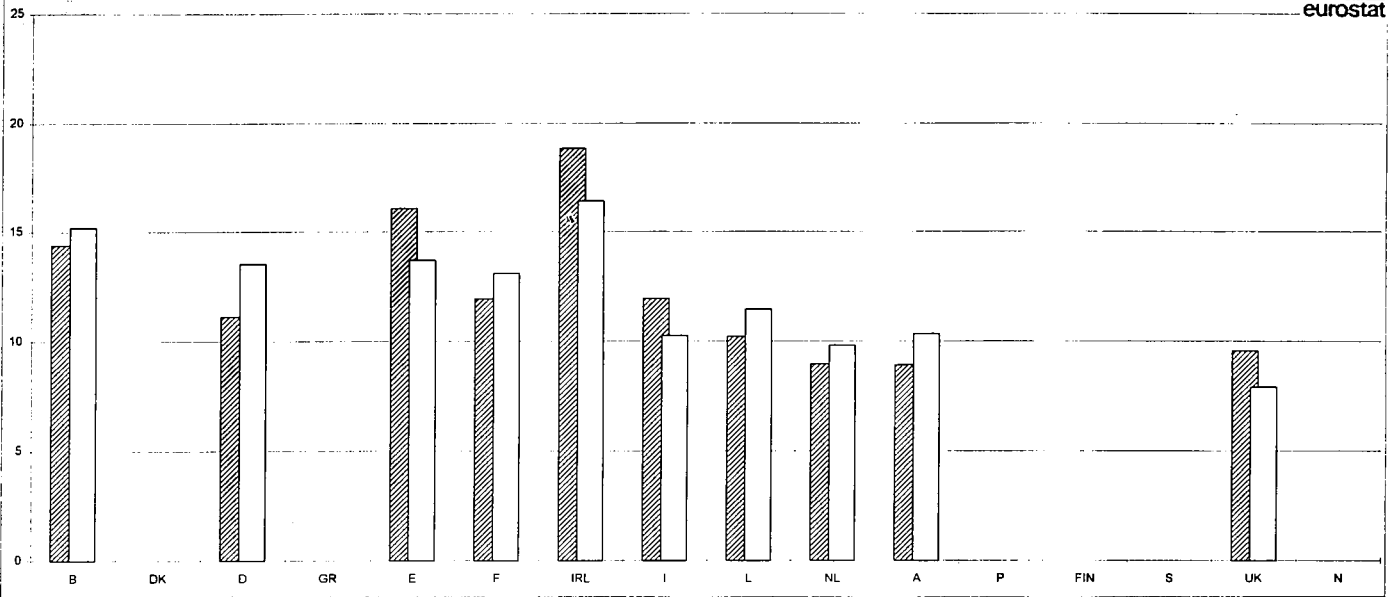
1996-1

B BRUXELLES	IRL DUBLIN	FIN FINLAND NATIONAL	 KKS-PPS-SPA / GJ
DK -	I MILANO	S SVERIGE	
D NATIONAL	L LUXEMBOURG	UK LONDON	 ECU / GJ
GR -	NL ROTTERDAM	N NORGE	
E MADRID	A ÖSTERREICH		
F PARIS	P -		

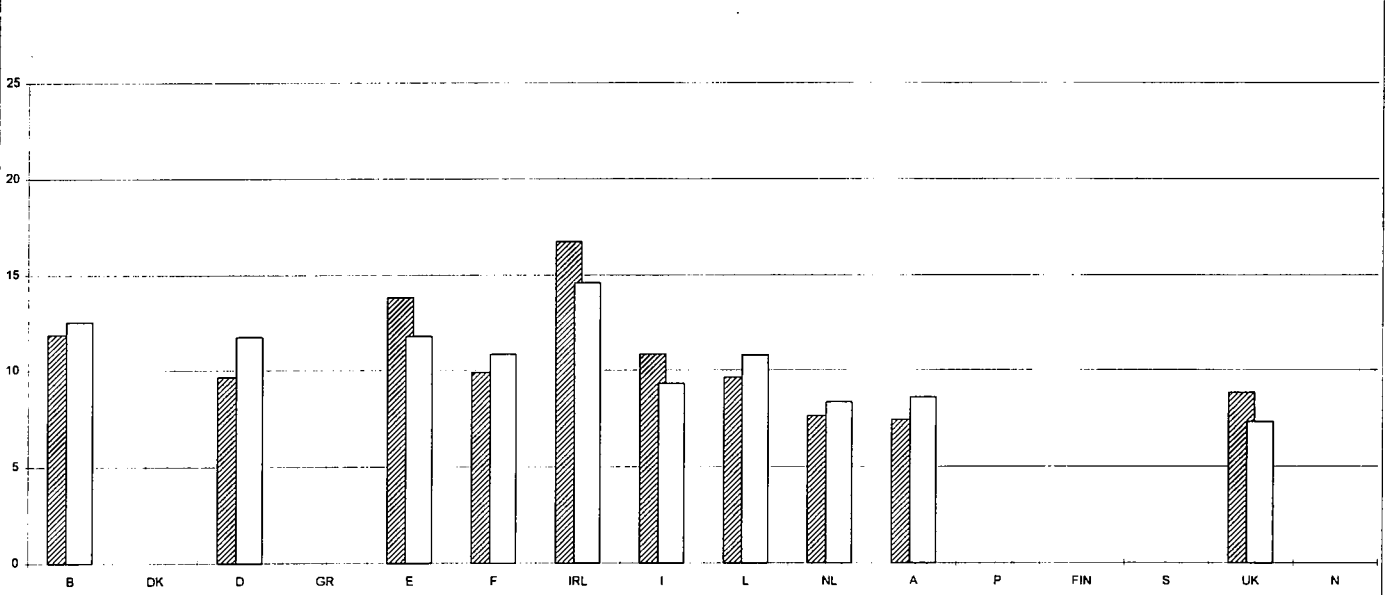
(1) STEUERN INBEGR. / TAXES INCL. / TAXES COMPRISES
 (2) OHNE MWSL / VAT EXCL. / HORS TVA
 (3) OHNE STEUERN / TAXES EXCL. / HORS TAXES



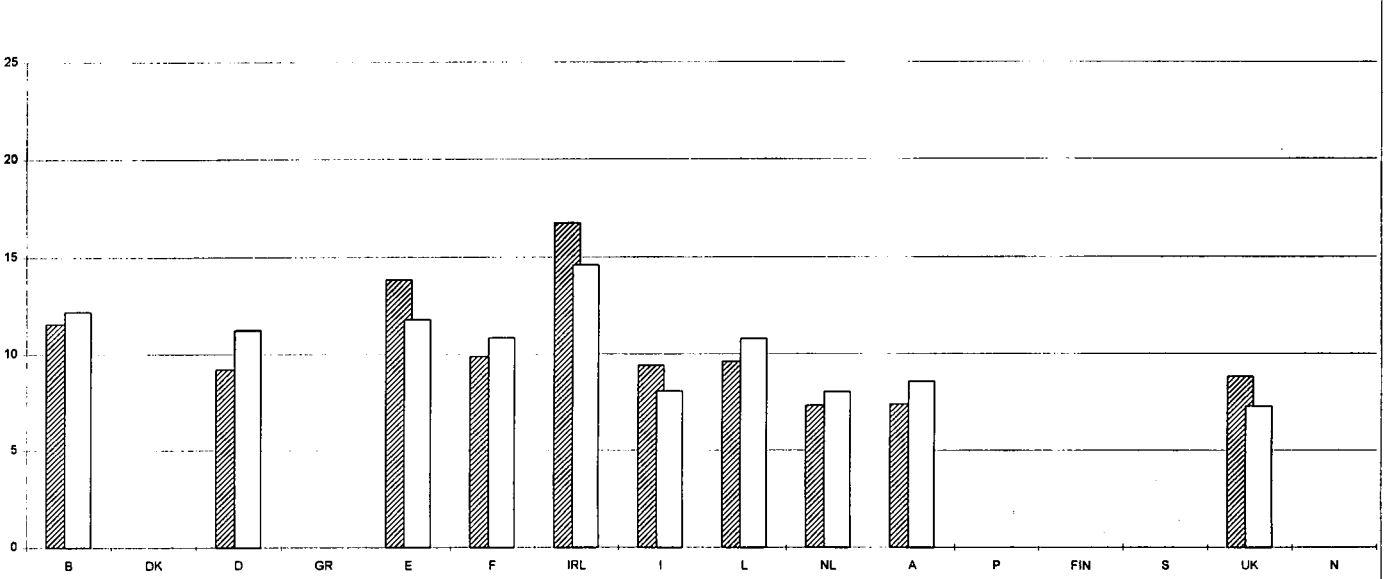
D2 (1)



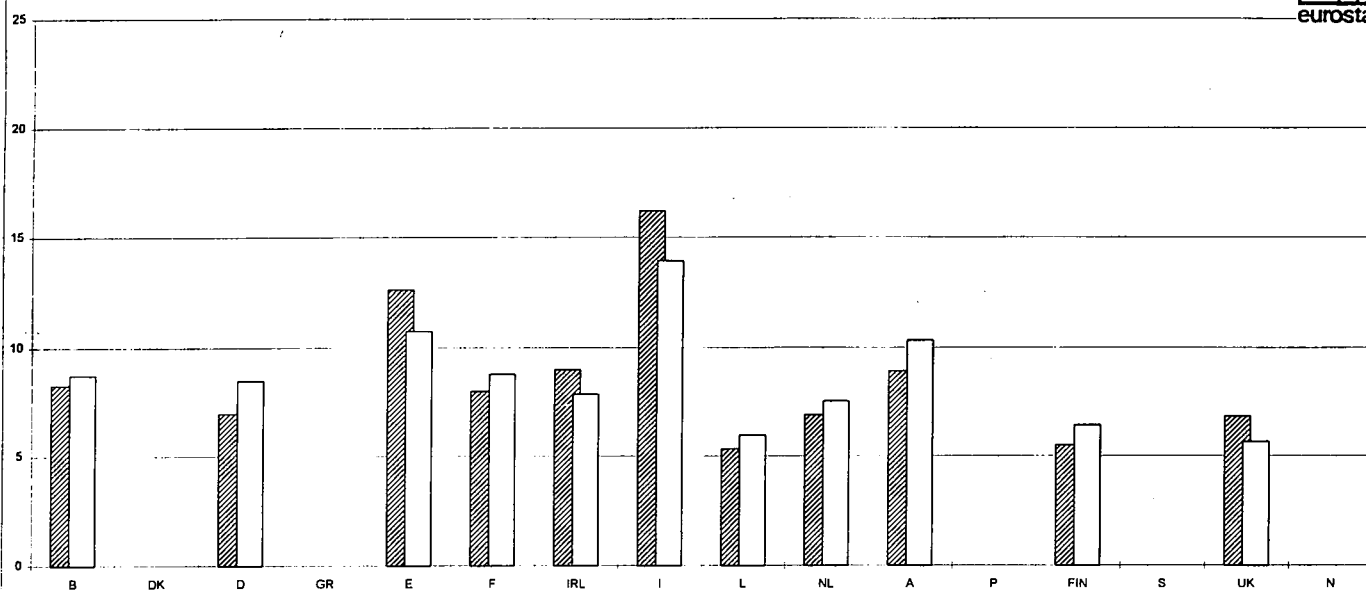
D2 (2)



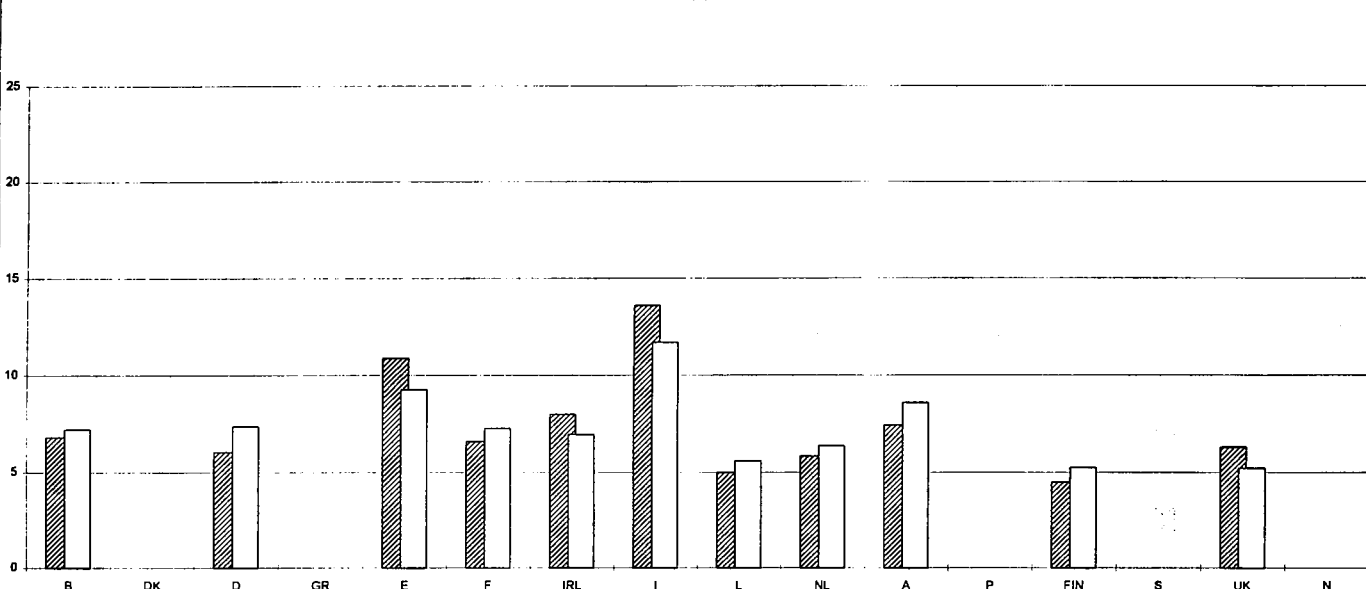
D2 (3)



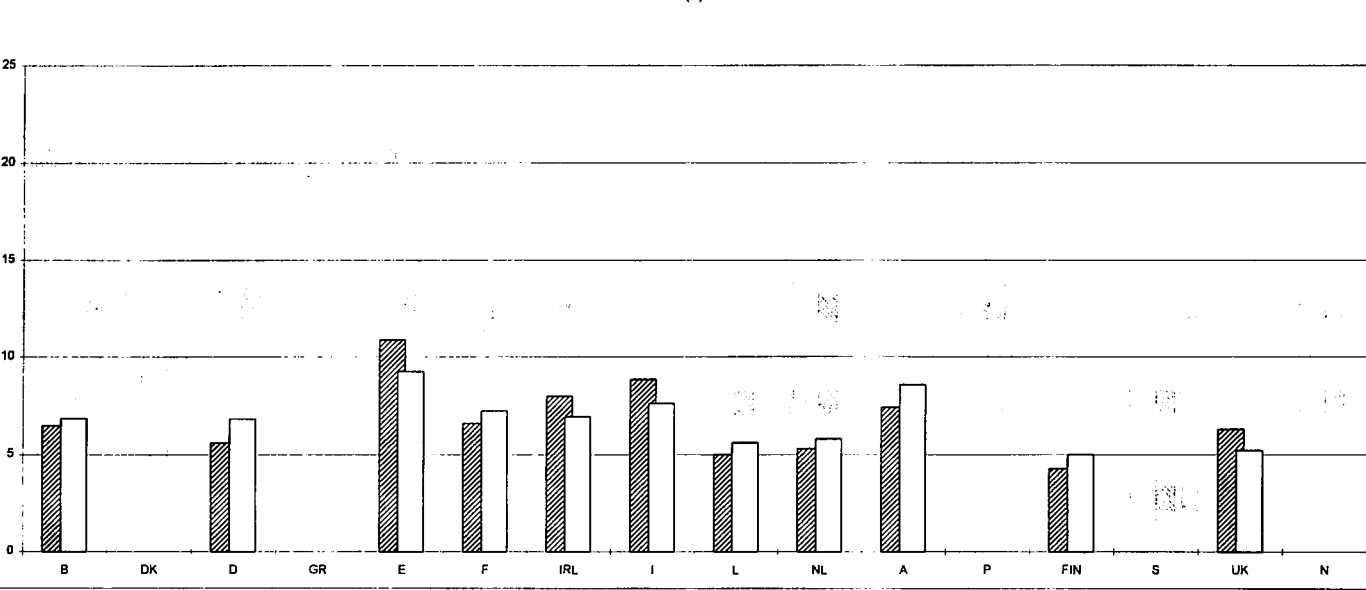
D3 (1)



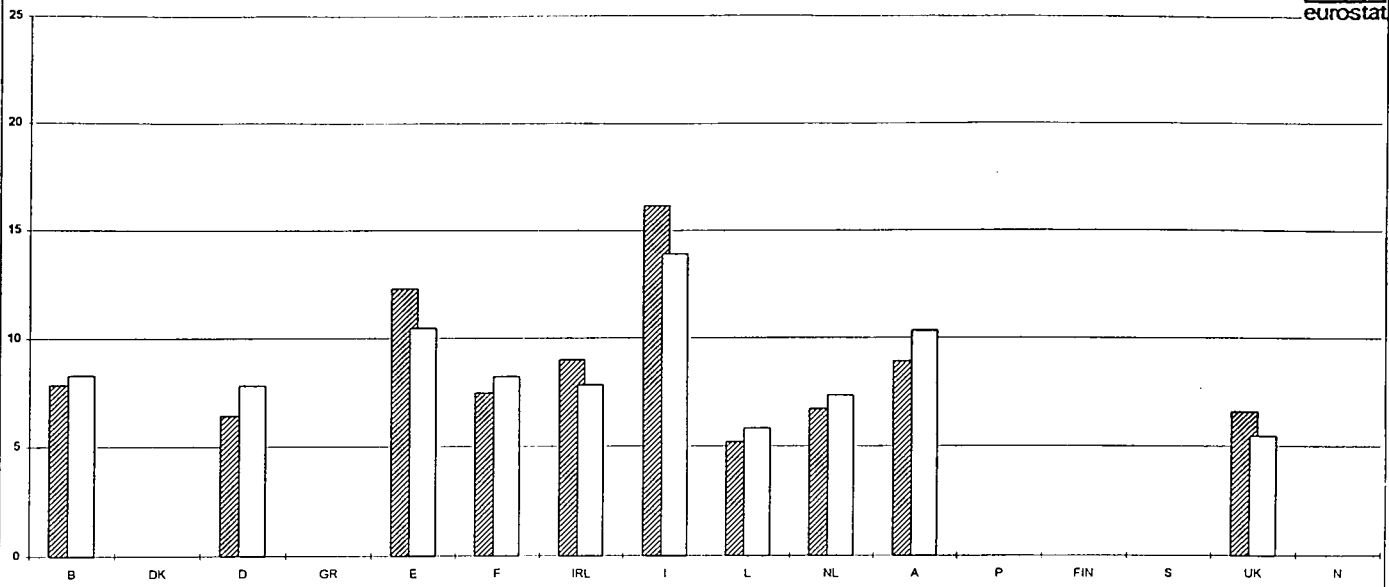
D3 (2)



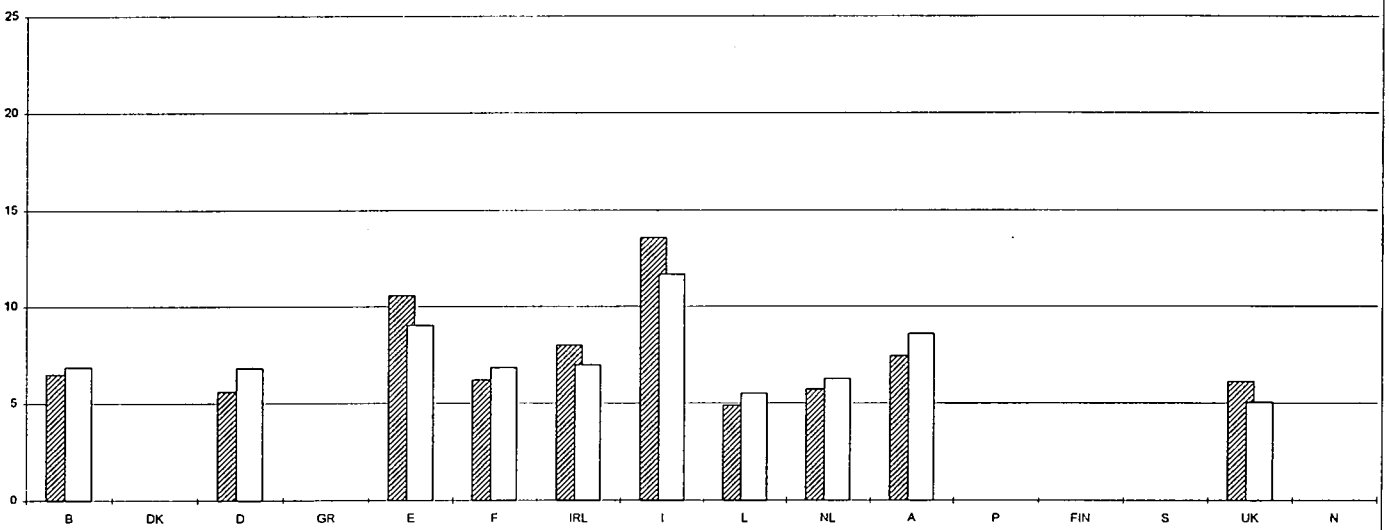
D3 (3)



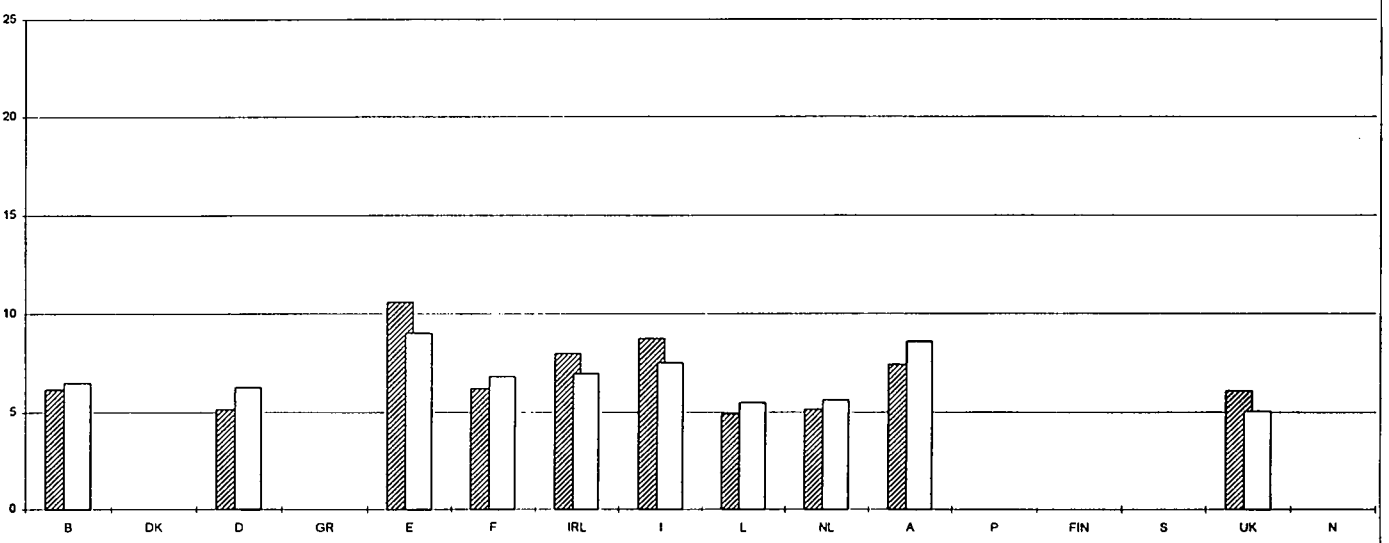
D3-B (1)



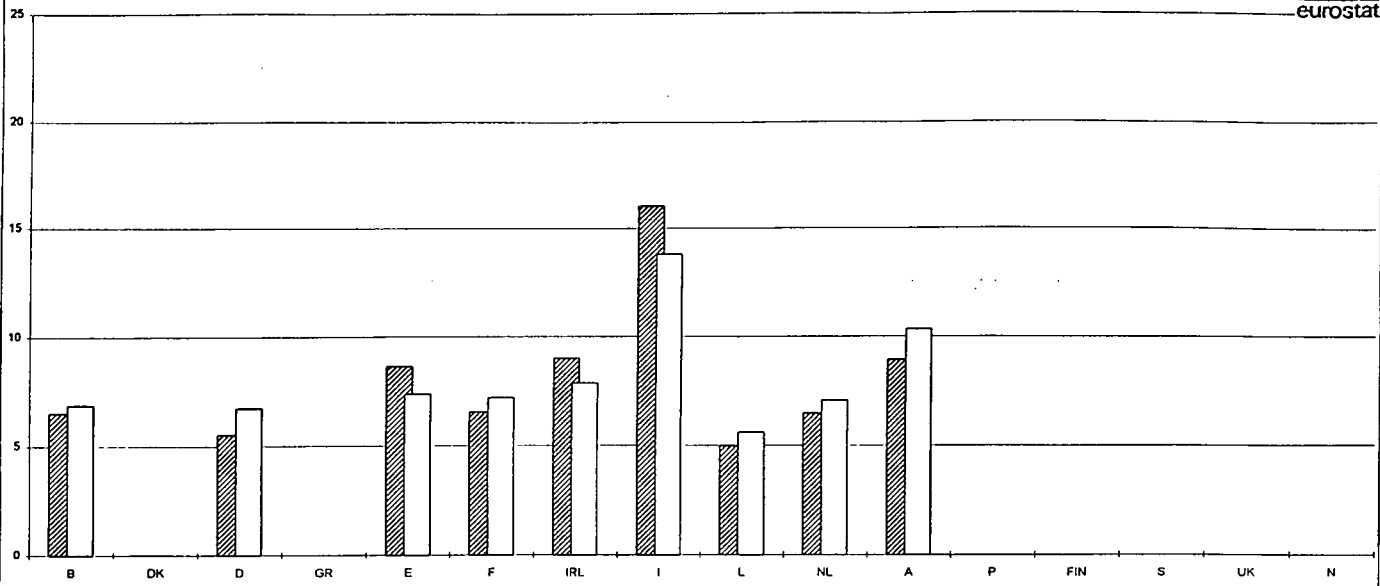
D3-B (2)



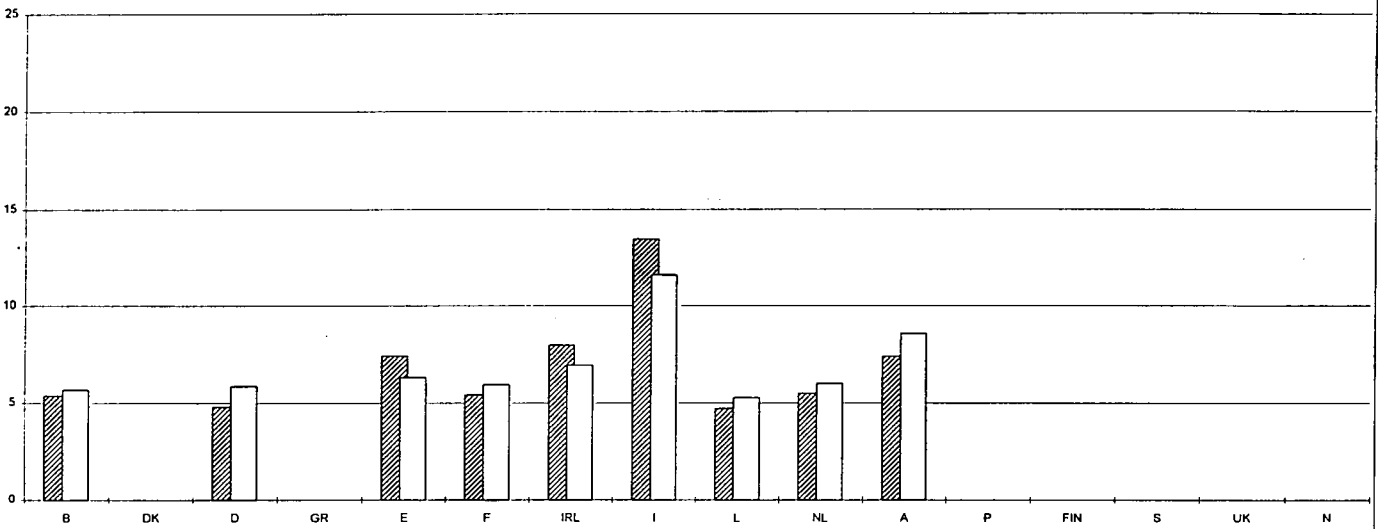
D3-B (3)



D4 (1)



D4 (2)



D4 (3)

