



# STATISTICS IN FOCUS

## Energy and industry



1996  37

ISSN 1024-4328

### Gas prices for EU households on 1 July 1996: downward trend

These comments are based on prices collected by EUROSTAT, expressed in national currency. For the comparative tables and the graphics, prices in ECU and purchasing power standards (PPS) have been used.

A study of the variations in deflated VAT-excluded gas prices from 1 January 1996 to 1 July 1996 reveals that prices showed a fall in 26 locations<sup>(1)</sup> out of 30, and this in every standard consumer category.

The greatest drops were recorded in Berlin (between -39% for D<sub>2</sub><sup>(2)</sup> and -4% for D<sub>4</sub>), as well as in London, Leeds and Birmingham for D<sub>2</sub> (-5%) and D<sub>4</sub> (-4%).

The greatest increases were recorded in Wien (11% in each standard consumer category) as well as for D<sub>3-b</sub> in Frankfurt (5%). For categories D<sub>3</sub>, D<sub>3-b</sub> and D<sub>4</sub>, there is also a 4% price rise in Luxembourg and Rotterdam.

Variation in deflated VAT-excluded prices in national currency  
(number of locations)

	D <sub>1</sub>	D <sub>2</sub>	D <sub>3</sub>	D <sub>3-b</sub>	D <sub>4</sub>
Upward trend	3	3	5	4	5
Downward trend	27	27	25	26	25

- (1) The collection locations are listed above and to the right of the price tables  
 (2) See table below for standard consumers definition

\*\*\*\*\*

Manuscript completed on = 18.11.1996

For further information please contact:  
Eurostat, L-2920 Luxembourg, tel. 4301-32040 Fax: 4301-34771

Price (excl. VAT) in Luxembourg: Subscription ECU 240,  
single copy ECU 6

Catalogue number: CA-NL-96-037-EN-C

Five household standard consumers, coded D<sub>1</sub> to D<sub>4</sub>, were chosen:

Annual consumption						
D <sub>1</sub>	8.37	GJ	(i.e	2 326	kWh)	
D <sub>2</sub> <sup>(1)</sup>	16.74	GJ	(i.e	4 652	kWh)	
D <sub>3</sub>	83.70	GJ	(i.e	23 260	kWh)	
D <sub>3b</sub>	125.60	GJ	(i.e	34 890	kWh)	
D <sub>4</sub>	1047.00	GJ	(i.e	290 750	kWh)	

<sup>(1)</sup> For the United Kingdom there is an additional standard consumer, i.e. D<sub>2b</sub> 33.49 GJ (or 9 300 kWh).

Prices for the standard consumers are given in national currencies, PPS (purchasing power standard, annual estimated value, as at 29 October for 1996) and in ECU (average value for July 1996).


#### Conversion table in PPS and ECU

1 PPS =											
<b>B</b>	(BFR)	39.92	<b>E</b>	(PTA)	135.93	<b>L</b>	(LFR)	42.85	<b>FIN</b>	(FMK)	6.69
<b>DK</b>	(DKR)	9.29	<b>F</b>	(FF)	7.04	<b>NL</b>	(HFL)	2.26	<b>S</b>	(SKR)	10.80
<b>D</b>	(DM)	2.20	<b>IRL</b>	(IRL)	0.68	<b>A</b>	(ÖS)	14.89	<b>UK</b>	(UKL)	0.70
<b>GR</b>	(DR)	238.76	<b>I</b>	(LIT)	1728.94	<b>P</b>	(ESC)	132.57	<b>N</b>	(NKR)	9.75


  

1 ECU =											
<b>B</b>	(BFR)	39.36	<b>E</b>	(PTA)	161.39	<b>L</b>	(LFR)	39.36	<b>FIN</b>	(FMK)	5.83
<b>DK</b>	(DKR)	7.37	<b>F</b>	(FF)	6.47	<b>NL</b>	(HFL)	2.14	<b>S</b>	(SKR)	8.44
<b>D</b>	(DM)	1.91	<b>IRL</b>	(IRL)	0.79	<b>A</b>	(ÖS)	13.45	<b>UK</b>	(UKL)	0.82
<b>GR</b>	(DR)	302.05	<b>I</b>	(LIT)	1939.81	<b>P</b>	(ESC)	195.34	<b>N</b>	(NKR)	8.19

## PRIX DU GAZ NATUREL POUR USAGES DOMESTIQUES

JULI 01 JULY 1996 JUILLET	NATIONALE WAEHRUNG NATIONAL CURRENCY / GJ MONNAIE NATIONALE			KKS	PPS	SPA / GJ	ECUS / GJ			
	VERBRAUCHER-TYPEN STANDARD CONSUMERS CONSUMMATEURS TYPE	STEUERN INBEGR. WITH TAXES COMPRISES	OHNE MWST. VAT EXCL. HORS TVA				OHNE STEUERN TAXES EXCL. HORS TAXES	STEUERN INBEGR. WITH TAXES COMPRISES	OHNE MWST. VAT EXCL. HORS TVA	
	BELGIQUE (BFR)						BRUXELLES			
D1	645.6	533.5	519.9	16.17	13.36	13.02	16.40	13.56	13.21	
D2	594.2	491.0	477.4	14.88	12.30	11.96	15.10	12.48	12.13	
D3	341.6	282.3	268.7	8.56	7.07	6.73	8.68	7.17	6.83	
D3-B	324.6	268.4	254.8	8.14	6.72	6.38	8.25	6.82	6.47	
D4	269.1	222.4	208.7	6.74	5.57	5.23	6.84	5.65	5.30	
	DEUTSCHLAND (DM)						DUESSELDORF			
D1	35.78	31.11	30.11	16.23	14.11	13.66	18.72	16.28	15.76	
D2	26.83	23.33	22.32	12.17	10.58	10.13	14.04	12.21	11.69	
D3	16.48	14.33	13.33	7.47	6.50	6.05	8.62	7.50	6.98	
D3-B	15.46	13.44	12.44	7.01	6.10	5.64	8.09	7.03	6.51	
D4	11.88	10.33	9.33	5.39	4.68	4.23	6.22	5.41	4.88	
							HAMBURG			
D1	36.13	31.42	30.42	16.39	14.25	13.80	18.91	16.44	15.92	
D2	23.77	20.67	19.67	10.78	9.37	8.92	12.44	10.82	10.29	
D3	15.84	13.78	12.78	7.18	6.25	5.80	8.29	7.21	6.69	
D3-B	15.17	13.19	12.19	6.88	5.98	5.53	7.94	6.90	6.38	
D4	12.81	11.14	10.14	5.81	5.05	4.60	6.70	5.83	5.31	
							HANNOVER			
D1	32.55	28.31	27.31	14.76	12.84	12.39	17.03	14.82	14.29	
D2	25.52	22.19	21.19	11.57	10.06	9.61	13.36	11.61	11.09	
D3	16.20	14.08	13.08	7.35	6.39	5.93	8.48	7.37	6.85	
D3-B	15.33	13.33	12.33	6.95	6.05	5.59	8.02	6.98	6.45	
D4	13.70	11.92	10.92	6.21	5.41	4.95	7.17	6.24	5.71	
							DORTMUND			
D1	37.76	32.83	31.83	17.12	14.89	14.44	19.76	17.18	16.66	
D2	26.23	22.81	21.81	11.90	10.34	9.89	13.73	11.94	11.41	
D3	15.75	13.69	12.69	7.14	6.21	5.76	8.24	7.16	6.64	
D3-B	14.53	12.64	11.64	6.59	5.73	5.28	7.60	6.61	6.09	
D4	11.69	10.17	9.17	5.30	4.61	4.16	6.12	5.32	4.90	
							FRANKFURT/M			
D1	35.52	30.89	29.89	15.11	14.01	13.56	18.59	16.17	15.64	
D2	26.67	23.19	22.19	12.10	10.52	10.06	13.96	12.14	11.61	
D3	15.91	13.83	12.83	7.22	6.27	5.82	8.33	7.24	6.71	
D3-B	14.31	12.44	11.44	6.49	5.64	5.19	7.49	6.51	5.99	
D4	12.91	11.22	10.22	5.85	5.09	4.63	6.76	5.87	5.35	
							STUTTGART			
D1	39.71	34.53	33.53	18.01	15.66	15.21	20.78	18.07	17.55	
D2	32.93	28.64	27.64	14.93	12.99	12.54	17.23	14.99	14.46	
D3	19.36	16.83	15.83	8.78	7.63	7.18	10.13	8.81	8.28	
D3-B	17.70	15.39	14.39	8.03	6.98	6.53	9.26	8.08	7.53	
D4	14.44	12.68	11.68	6.55	5.70	5.24	7.56	6.57	6.05	


## PRIX DU GAZ NATUREL POUR USAGES DOMESTIQUES

JULI 01 JULY 1996 JUILLET	NATIONALE WAERHUNG NATIONAL CURRENCY / GJ MONNAIE NATIONALE			KKS	PPS	SPA / GJ	ECUS / GJ			
	VERBRAUCHER-TYPEN STANDARD CONSUMERS CONSOMMATEURS TYPE	STEUERN INBEGR. WITH TAXES COMPRISES	OHNE MWST. VAT EXCL. HORS TVA				OHNE STEUERN TAXES EXCL. HORS TAXES	STEUERN INBEGR. WITH TAXES COMPRISES	OHNE MWST. VAT EXCL. HORS TVA	
	DEUTSCHLAND (DM)					MUENCHEN				
D1	29.90	26.00	25.00	13.56	11.79	11.34	15.65	13.61	13.08	
D2	23.32	20.28	19.28	10.58	9.20	8.74	12.20	10.61	10.09	
D3	17.09	14.86	13.86	7.75	6.74	6.29	8.94	7.78	7.25	
D3-B	15.53	13.50	12.50	7.04	6.12	5.67	8.13	7.06	6.54	
D4	14.82	12.89	11.89	6.72	5.85	5.39	7.76	6.75	6.22	
	WESER-EMS									
D1	30.83	26.81	25.81	13.98	12.16	11.71	16.13	14.03	13.51	
D2	22.58	19.64	18.64	10.24	8.91	8.45	11.82	10.28	9.75	
D3	13.99	12.17	11.17	6.34	5.52	5.07	7.32	6.37	5.85	
D3-B	13.03	11.33	10.33	5.91	5.14	4.68	6.82	5.93	5.41	
D4	11.40	9.92	8.92	5.17	4.50	4.05	5.97	5.19	4.67	
	DRESDEN									
D1	43.38	37.72	36.72	19.67	17.11	16.65	22.70	19.74	19.22	
D2	31.98	27.81	26.81	14.50	12.61	12.16	16.74	14.55	14.03	
D3	18.97	16.50	15.50	8.60	7.48	7.03	9.93	8.63	8.11	
D3-B	17.35	15.08	14.08	7.87	6.84	6.39	9.08	7.89	7.37	
D4	14.44	12.56	11.56	6.55	5.70	5.24	7.56	6.57	6.05	
	BERLIN									
D1	32.87	28.58	27.58	14.91	12.96	12.51	17.20	14.96	14.43	
D2	19.07	16.58	15.58	8.65	7.52	7.07	9.98	8.68	8.15	
D3	15.33	13.33	12.33	6.95	6.05	5.59	8.02	6.98	6.45	
D3-B	15.33	13.33	12.33	6.95	6.05	5.59	8.02	6.98	6.45	
D4	15.33	13.33	12.33	6.95	6.05	5.59	8.02	6.98	6.45	
	ESPANA (PTA)					MADRID (1)				
D1	2474.2	2132.9	2132.9	18.21	15.70	15.70	15.32	13.20	13.20	
D2	2180.5	1879.7	1879.7	16.05	13.83	13.83	13.50	11.64	11.64	
D3	1712.2	1476.1	1476.1	12.60	10.86	10.86	10.60	9.14	9.14	
D3-B	1667.9	1437.9	1437.9	12.28	10.58	10.58	10.32	8.90	8.90	
D4	1172.0	1010.3	1010.3	8.63	7.44	7.44	7.25	6.25	6.25	
	FRANCE (FF)					PARIS (2)				
D1	96.29	79.84	79.84	13.67	11.33	11.33	14.88	12.34	12.34	
D2	83.85	69.53	69.53	11.90	9.87	9.87	12.96	10.75	10.75	
D3	56.10	46.52	46.52	7.96	6.60	6.60	8.67	7.19	7.19	
D3-B	52.72	43.72	43.72	7.48	6.21	6.21	8.15	6.76	6.76	
D4	45.99	38.13	38.13	6.53	5.41	5.41	7.11	5.89	5.89	
	STRASBOURG									
D1	128.61	106.64	106.64	18.26	15.14	15.14	19.88	16.48	16.48	
D2	105.64	87.60	87.60	15.00	12.44	12.44	16.33	13.54	13.54	
D3	61.47	50.97	50.97	8.73	7.24	7.24	9.50	7.88	7.88	
D3-B	59.30	49.17	49.17	8.42	6.98	6.98	9.16	7.60	7.60	
D4	51.92	43.06	43.06	7.37	6.11	6.11	8.02	6.65	6.65	


(1) PREISE AUCH GUELTIG FUER / PRICES ALSO VALID FOR / PRIX EGALEMENT VALABLES POUR : BARCELONA, VALENCIA UND FUER ORTSGAS / AND FOR GASWORKS GAS / ET POUR GAZ D'USINE : MADRID, VALENCIA

(2) PREISE ZONE 1, UNTER ANDEREM AUCH GUELTIG FUER / PRICES ZONE 1, ALSO VALID FOR/ PRIX TARIFS ZONE 1, EGALEMENT VALABLES POUR, ENTRE AUTRES : LILLE, LYON, TOULOUSE, MARSEILLE

## PRIX DU GAZ NATUREL POUR USAGES DOMESTIQUES

JULI 01 JULY 1996 JUILLET	NATIONALE WAEHRUNG NATIONAL CURRENCY / GJ MONNAIE NATIONALE			KKS	PPS	SPA / GJ	ECUS / GJ			
	VERBRAUCHER-TYPEN STANDARD CONSUMERS CONSOMMATEURS TYPE	STEUERN INBEGR. WITH TAXES COMPRISES	OHNE MWST. VAT EXCL. HORS TVA				OHNE STEUERN TAXES EXCL. HORS TAXES	STEUERN INBEGR. WITH TAXES COMPRISES	OHNE MWST. VAT EXCL. HORS TVA	
IRELAND (IRL)										
DUBLIN										
D1	15.72	13.97	13.97	23.19	20.60	20.60	19.84	17.63	17.63	
D2	13.41	11.92	11.92	19.78	17.58	17.58	16.92	15.04	15.04	
D3	6.40	5.69	5.69	9.44	8.39	8.39	8.08	7.18	7.18	
D3-B	6.40	5.69	5.69	9.44	8.39	8.39	8.08	7.18	7.18	
D4	6.40	5.69	5.69	9.44	8.39	8.39	8.08	7.18	7.18	
ITALIA (LIT)										
MILANO										
D1	23342	21220	18731	13.54	12.31	10.86	12.14	11.03	9.74	
D2	21020	19109	15614	12.19	11.08	9.64	10.93	9.94	8.64	
D3	28528	23973	15634	16.55	13.90	9.07	14.83	12.47	8.13	
D3-B	28459	23915	15396	16.51	13.87	8.93	14.80	12.44	8.01	
D4	28250	23740	14858	16.39	13.77	8.62	14.69	12.34	7.73	
TORINO										
D1	24319	22108	18758	14.11	12.82	10.88	12.55	11.50	9.75	
D2	21953	19958	16607	12.73	11.58	9.63	11.42	10.38	8.64	
D3	26900	22605	13223	15.60	13.11	7.67	13.99	11.75	6.88	
D3-B	26829	22545	12984	15.56	13.08	7.53	13.95	11.72	6.75	
D4	27331	22968	13046	15.85	13.32	7.57	14.21	11.94	6.78	
GENOVA										
D1	24319	22108	18758	14.10	12.82	10.88	12.65	11.50	9.75	
D2	21952	19958	16607	12.73	11.58	9.63	11.42	10.38	8.64	
D3	28859	24251	14870	16.74	14.07	8.62	15.01	12.61	7.73	
D3-B	28614	24046	14124	16.60	13.95	8.19	14.88	12.50	7.34	
D4	28614	24046	14124	16.60	13.95	8.19	14.88	12.50	7.34	
ROMA										
D1	25633	23303	19952	14.87	13.52	11.57	13.33	12.12	10.38	
D2	23267	21152	17802	13.49	12.27	10.33	12.10	11.00	9.26	
D3	30036	25240	15859	17.42	14.64	9.20	15.62	13.12	8.25	
D3-B	29965	25181	15620	17.38	14.60	9.06	15.58	13.09	8.12	
D4	32888	27637	17715	19.08	16.03	10.27	17.10	14.37	9.21	
NAPOLI										
D1	27748	25225	22342	16.09	14.63	12.96	14.43	13.12	11.62	
D2	25382	23075	20192	14.72	13.38	11.71	13.20	12.00	10.50	
D3	30192	27447	20495	17.51	15.92	11.89	15.70	14.27	10.66	
D3-B	30120	27382	20254	17.47	15.88	11.75	15.66	14.24	10.53	
D4	29021	26383	18902	16.83	15.30	10.96	15.09	13.72	9.83	
LUXEMBOURG (LFR)										
LUXEMBOURG-VILLE										
D1	528.46	498.55	498.55	12.33	11.64	11.64	13.42	12.66	12.66	
D2	454.31	428.60	428.60	10.60	10.00	10.00	11.54	10.89	10.89	
D3	241.20	227.55	227.55	5.63	5.31	5.31	6.13	5.78	5.78	
D3-B	236.26	222.89	222.89	5.51	5.20	5.20	6.00	5.66	5.66	
D4	227.25	214.38	214.38	5.30	5.00	5.00	5.77	5.45	5.45	

## PRIX DU GAZ NATUREL POUR USAGES DOMESTIQUES




JULI 01 JULY 1996 JUILLET	NATIONALE WAHRUNG NATIONAL CURRENCY / GJ MONNAIE NATIONALE*			KKS	PPS	SPA / GJ	ECUS / GJ			
	VERBRAUCHER-TYPEN STANDARD CONSUMERS CONSOMMATEURS TYPE	STEUERN INBEGR. WITH TAXES TAXES COMPRISES	OHNE MWST. VAT EXCL. HORS TVA				OHNE STEUERN TAXES EXCL. HORS TAXES	STEUERN INBEGR. WITH TAXES COMPRISES	OHNE MWST. VAT EXCL. HORS TVA	
	NEDERLAND (HFL)						ROTTERDAM			
D1	28.53	24.28	23.67	12.60	10.72	10.45	13.30	11.32	11.04	
D2	21.58	18.37	17.76	9.53	8.11	7.84	10.06	8.57	8.28	
D3	16.73	14.24	13.03	7.39	6.29	5.75	7.80	6.64	6.08	
D3-B	16.39	13.95	12.63	7.24	6.16	5.58	7.64	6.51	5.89	
D4	15.79	13.44	11.94	6.97	5.93	5.27	7.36	6.27	5.57	
	OESTERREICH (OS)						WIEN			
D1	154.98	129.15	114.23	10.41	8.67	7.67	11.52	9.60	8.49	
D2	154.98	129.15	114.23	10.41	8.67	7.67	11.52	9.60	8.49	
D3	154.98	129.15	114.23	10.41	8.67	7.67	11.52	9.60	8.49	
D3-B	154.98	129.15	114.23	10.41	8.67	7.67	11.52	9.60	8.49	
D4	154.98	129.15	114.23	10.41	8.67	7.67	11.52	9.60	8.49	
	SUOMI/FINLAND (FMK)						NATIONAL			
D1	.	.	.	.	.	.	.	.	.	
D2	.	.	.	.	.	.	.	.	.	
D3	40.50	33.21	31.80	6.06	4.97	4.76	6.95	5.70	5.46	
D3-B	.	.	.	.	.	.	.	.	.	
D4	.	.	.	.	.	.	.	.	.	
	SVERIGE (SKR)						NATIONAL			
D1	151.42	120.86	98.63	14.02	11.19	9.13	17.94	14.32	11.69	
D2	134.75	108.35	84.74	12.47	10.03	7.84	15.97	12.64	10.04	
D3	104.19	83.35	61.12	9.64	7.72	5.66	12.35	9.88	7.24	
D3-B	101.41	80.57	58.34	9.39	7.46	5.40	12.02	9.55	6.91	
D4	95.50	76.40	52.79	8.84	7.07	4.89	11.32	9.05	6.25	
	UNITED KINGDOM (UKL) (1)						LONDON (2)			
D1	8.41	7.78	7.78	12.05	11.15	11.15	10.29	9.51	9.51	
D2	6.42	5.95	5.95	9.20	8.52	8.52	7.85	7.28	7.28	
D3	4.72	4.37	4.37	6.76	6.26	6.26	5.77	5.34	5.34	
D3-B	4.58	4.24	4.24	6.56	6.07	6.07	5.60	5.19	5.19	
D2-B	5.36	4.96	4.96	7.68	7.11	7.11	6.56	6.07	6.07	

(1) EXTRA STANDARD ABNEHMER "D2-B" NUR FUER VEREINIGTES KOENIGREICH  
EXTRA STANDARD CONSUMER "D2-B" FOR UNITED KINGDOM ONLY  
CONSOMMATEUR TYPE SUPPLEMENTAIRE "D2-B" , N'EXISTE QU'AU ROYAUME-UNI

(2) PREISE AUCH GUELTIG FUER / PRICES ALSO VALID FOR / PRIX EGALEMENT VALABLES POUR : LEEDS, BIRMINGHAM



B BRUXELLES	E MADRID	L LUXEMBOURG	FIN FINLAND NATIONAL
DK -	F PARIS	NL ROTTERDAM	S SVERIGE
D NATIONAL	IRL DUBLIN	A ÖSTERREICH	UK LONDON
GR -	I MILANO	P -	N NORGE

	MWSt./VAT/TVA
	ANDERE STEUERN/OTHER TAXES /AUTRES TAXES
	OHNE STEUERN/TAXES EXCL./HORS TAXES

