



STATISTICS IN FOCUS

Energy and industry



1996 38

ISSN 1024-4328

Gas prices for EU industry on 1 July 1996: upward trend

These comments are based on prices collected within the framework of Council Directive 90/377/EEC expressed in national currency. For the comparative tables and the graphics, prices in ECU and purchasing power standards (PPS) have been used.

A study of the variations in deflated VAT-excluded gas prices from 1 January 1996 to 1 July 1996 reveals that in most locations⁽¹⁾, price rises took place which affected mainly I₃⁽²⁾ and I₄ standard consumers categories, whereas for I₁, I₂ and I₅, the number of locations for which prices are decreasing is greater. The biggest rise affected prices in Finland (between 4% and 27%) and in the "Weser Ems" area in Germany (10% for I₃ and 16% for I₄) as well as those of the different locations in Spain (11% for I₃ and I₄).

The biggest drops were recorded in Denmark for I₄ (-5%) and mainly in the United Kingdom where the fall is between -1% and -25%. In this country, the main beneficiaries of the fall were the consumers belonging to I₁, I₂ and I₃ categories.

Variation in deflated VAT-excluded prices in national currency
(number of locations)

	I ₁	I ₂	I ₃₋₁	I ₃₋₂	I ₄₋₁	I ₄₋₂	I ₅
Upward trend	12	18	31	30	26	21	9
Downward trend	28	22	8	9	14	19	31

(1) The collection locations are listed above and to the right of the price tables

(2) See table below for standard consumers definition

Manuscript completed on = 18.11.1996

For further information please contact:
Eurostat, L-2920 Luxembourg, tel. 4301-32040 Fax: 4301-34771

Price (excl. VAT) in Luxembourg: Subscription ECU 240,
single copy ECU 6

Catalogue number: CA-NL-96-038-EN-C

Council Directive No 90/377/EEC of 29 June 1990 lays down a Community procedure to improve the transparency of gas and electricity prices charged to industrial end-users.

In accordance with Article 1.1, this note sets out the prices for standard consumers in force as at 1st July 1996.

Seven standard industrial users, coded I₁ to I₅ were chosen:

Annual consumption					Modulation
I ₁	418.60	GJ (i.e	116 300	kWh)	no load factor laid down
I ₂	4 186	GJ (i.e	1 163 000	KWh)	200 days
I ₃₋₁	41 860	GJ (i.e	11.63	GWh)	200 days 1 600 hours
I ₃₋₂	41 860	GJ (i.e	11.63	GWh)	250 days 4 000 hours
I ₄₋₁	418 600	GJ (i.e	116.30	GWh)	250 days 4 000 hours
I ₄₋₂	418 600	GJ (i.e	116.30	GWh)	330 days 8 000 hours
I ₅	4 186 000	GJ (i.e	1163.00	GWh)	330 days 8 000 hours

Prices for the standard consumers are given in national currencies, PPS (purchasing power standard, annual estimated value, as at 29 October for 1996) and in ECU (average value for July 1996).

Conversion table in PPS and ECU


1 PPS =

B (BFR) 39,92	E (PTA) 135,93	L (LFR) 42,85	FIN (FMK) 6,69
DK (DKR) 9,29	F (FF) 7,04	NL (HFL) 2,26	S (SKR) 10,80
D (DM) 2,20	IRL (IRL) 0,68	A (ÖS) 14,89	UK (UKL) 0,70
GR (DR) 238,76	I (LIT) 1728,94	P (ESC) 132,57	N (NKR) 9,75

1 ECU =


B (BFR) 39,36	E (PTA) 161,39	L (LFR) 39,36	FIN (FMK) 5,83
DK (DKR) 7,37	F (FF) 6,47	NL (HFL) 2,14	S (SKR) 8,44
D (DM) 1,91	IRL (IRL) 0,79	A (ÖS) 13,45	UK (UKL) 0,82
GR (DR) 302,05	I (LIT) 1939,81	P (ESC) 195,34	N (NKR) 8,19

PRIX DU GAZ NATUREL POUR USAGES INDUSTRIELS


JULI 01 JULY 1996 JUILLET		NATIONALE WAHRUNG NATIONAL CURRENCY / GJ MONNAIE NATIONALE			KKS	PPS	SPA / GJ	ECUS / GJ			
VERBRAUCHER-TYPEN	STEUERN INBEGR.	OHNE MWST.	OHNE STEUERN	STEUERN INBEGR.	OHNE MWST.	OHNE STEUERN	STEUERN INBEGR.	OHNE MWST.	OHNE STEUERN		
STANDARD CONSUMERS	WITH TAXES	VAT EXCL.	TAXES EXCL.	WITH TAXES	VAT EXCL.	TAXES EXCL.	WITH TAXES	VAT EXCL.	TAXES EXCL.		
CONSUMMATEURS TYPE	TAXES COMPRISES	HGRS TVA	HORS TAXES	TAXES COMPRISES	HORS TVA	HORS TAXES	TAXES COMPRISES	HORS TVA	HORS TAXES		
BELGIQUE (BFR)						NATIONAL CNE 0 P 0.9					
I1	300.2	248.1	234.4	7.52	6.21	5.87	7.63	6.30	5.96		
I2	220.5	182.2	182.2	5.52	4.56	4.56	5.60	4.63	4.63		
I3-1	167.6	138.5	138.5	4.20	3.47	3.47	4.26	3.52	3.52		
I3-2	129.6	107.1	107.1	3.25	2.68	2.68	3.29	2.72	2.72		
I4-1	129.6	107.1	107.1	3.25	2.68	2.68	3.29	2.72	2.72		
I4-2	117.0	96.7	96.7	2.93	2.42	2.42	2.97	2.46	2.46		
I5		
NATIONAL CNE 0.5 P 1						NATIONAL CNE 1.0 P 1 (1)					
I1	300.2	248.1	234.4	7.52	6.21	5.87	7.63	6.30	5.96		
I2	220.5	182.2	182.2	5.52	4.56	4.56	5.60	4.63	4.63		
I3-1	182.6	150.9	150.9	4.57	3.78	3.78	4.64	3.83	3.83		
I3-2	144.6	119.5	119.5	3.62	2.99	2.99	3.67	3.04	3.04		
I4-1	144.6	119.5	119.5	3.62	2.99	2.99	3.67	3.04	3.04		
I4-2	132.0	109.1	109.1	3.31	2.73	2.73	3.35	2.77	2.77		
I5		
DANMARK (DKR)						NATIONAL					
I1	54.10	43.30	40.80	5.82	4.66	4.39	7.34	5.88	5.54		
I2	51.30	41.00	38.50	5.52	4.41	4.14	6.96	5.56	5.23		
I3-1	33.90	27.10	24.70	3.65	2.92	2.66	4.60	3.68	3.35		
I3-2	33.90	27.10	24.70	3.65	2.92	2.66	4.60	3.68	3.35		
I4-1	28.50	22.80	20.30	3.07	2.45	2.18	3.87	3.09	2.76		
I4-2	28.50	22.80	20.30	3.07	2.45	2.18	3.87	3.09	2.76		
I5		
DEUTSCHLAND (DM)						DUESSELDORF					
I1	16.68	14.50	13.50	7.56	6.58	6.12	8.73	7.59	7.06		
I2	11.69	10.17	9.17	5.30	4.61	4.16	6.12	5.32	4.80		
I3-1	11.50	10.00	9.00	5.22	4.54	4.08	6.02	5.23	4.71		
I3-2	11.02	9.58	8.58	5.00	4.34	3.89	5.77	5.01	4.49		
I4-1	9.68	8.42	7.42	4.39	3.82	3.37	5.07	4.41	3.88		
I4-2	8.69	7.56	6.56	3.94	3.43	2.98	4.55	3.96	3.43		
I5	6.23	5.42	4.42	2.83	2.46	2.00	3.26	2.84	2.31		

(1) VERWENDET FUER GEMEINSCHAFTLICHE VERGLEICHE / TAKEN FOR COMMUNITY COMPARISON /
UTILISE POUR COMPARAISON COMMUNAUTAIRE

PRIX DU GAZ NATUREL POUR USAGES INDUSTRIELS


JULI 01 JULY 1996 JUILLET	NATIONALE WAEHRUNG NATIONAL CURRENCY / GJ MONNAIE NATIONALE			KKS	PPS	SPA / GJ	ECUS / GJ			
	VERBRAUCHER-TYPEN STANDARD CONSUMERS CONSOMMATEURS TYPE	STEUERN INBEGR. WITH TAXES TAXES COMPRISES	OHNE MWST. VAT EXCL. HORS TVA				OHNE STEUERN TAXES EXCL. HORS TAXES	STEUERN INBEGR. WITH TAXES COMPRISES	OHNE MWST. VAT EXCL. HORS TVA	
	DEUTSCHLAND (DM)			HAMBURG						
I1	12.11	10.53	9.53	5.49	4.78	4.32	6.34	5.51	4.99	
I2	12.01	10.44	9.44	5.45	4.73	4.28	6.29	5.46	4.94	
I3-1	10.96	9.53	8.53	4.97	4.32	3.87	5.74	4.99	4.46	
I3-2	9.93	8.64	7.64	4.50	3.92	3.46	5.20	4.52	4.00	
I4-1	9.52	8.28	7.28	4.32	3.76	3.30	4.98	4.23	3.81	
I4-2	
I5	
	HANNOVER			DORTMUND						
I1	15.33	13.33	12.33	6.95	6.05	5.59	8.02	6.98	6.45	
I2	11.82	10.28	9.28	5.36	4.66	4.21	6.19	5.38	4.86	
I3-1	10.41	9.06	8.06	4.72	4.11	3.66	5.45	4.74	4.22	
I3-2	10.32	8.97	7.97	4.68	4.07	3.61	5.40	4.69	4.17	
I4-1	10.00	8.69	7.69	4.54	3.94	3.49	5.23	4.55	4.02	
I4-2	
I5	
	FRANKFURT/M			STUTTGART						
I1	12.84	11.17	10.17	5.82	5.07	4.61	6.72	5.85	5.32	
I2	12.08	10.50	9.50	5.48	4.76	4.31	6.32	5.49	4.97	
I3-1	11.15	9.69	8.69	5.06	4.39	3.94	5.84	5.07	4.55	
I3-2	10.80	9.39	8.39	4.90	4.26	3.81	5.65	4.91	4.39	
I4-1	10.38	9.03	8.03	4.71	4.10	3.64	5.43	4.73	4.20	
I4-2	10.06	8.75	7.75	4.56	3.97	3.51	5.26	4.58	4.06	
I5	
	MUENCHEN									
I1	14.53	12.64	11.64	6.59	5.73	5.28	7.60	6.61	6.09	
I2	14.18	12.33	11.33	6.43	5.59	5.14	7.42	6.45	5.93	
I3-1	13.48	11.72	10.72	6.11	5.32	4.86	7.05	6.13	5.61	
I3-2	11.18	9.72	8.72	5.07	4.41	3.95	5.85	5.09	4.56	
I4-1	10.83	9.42	8.42	4.91	4.27	3.82	5.67	4.93	4.41	
I4-2	9.74	8.47	7.47	4.42	3.84	3.39	5.10	4.43	3.91	
I5	6.42	5.58	4.58	2.91	2.53	2.08	3.36	2.92	2.40	

PRIX DU GAZ NATUREL POUR USAGES INDUSTRIELS


JULI 01 JULY 1996 JUILLET	NATIONALE WAERUNG NATIONAL CURRENCY / GJ MONNAIE NATIONALE			KKS	PPS	SPA / GJ	ECUS / GJ			
	VERBRAUCHER-TYPEN STANDARD CONSUMERS CONSUMMATEURS TYPE	STEUERN INBEGR. WITH TAXES COMPRISES	OHNE MWST. VAT EXCL. HORS TVA				OHNE STEUERN TAXES EXCL. HORS TAXES	STEUERN INBEGR. WITH TAXES COMPRISES	OHNE MWST. VAT EXCL. HORS TVA	
DEUTSCHLAND (DM)										
I1	11.76	10.22	9.22	5.33	4.63	4.18	6.15	5.35	4.83	
I2	10.57	9.19	8.19	4.79	4.17	3.71	5.53	4.81	4.29	
I3-1	9.49	8.25	7.25	4.30	3.74	3.29	4.97	4.32	3.79	
I3-2	9.49	8.25	7.25	4.30	3.74	3.29	4.97	4.32	3.79	
I4-1	8.56	7.44	6.44	3.88	3.37	2.92	4.48	3.89	3.37	
I4-2	8.56	7.44	6.44	3.88	3.37	2.92	4.48	3.89	3.37	
I5	
WESER-EMS										
I1	15.56	13.53	12.53	7.06	6.14	5.68	8.14	7.08	6.56	
I2	12.33	10.72	9.72	5.59	4.86	4.41	6.45	5.61	5.09	
I3-1	11.15	9.69	8.69	5.06	4.39	3.94	5.84	5.07	4.55	
I3-2	10.80	9.39	8.39	4.90	4.26	3.81	5.65	4.91	4.39	
I4-1	9.55	8.31	7.31	4.33	3.77	3.32	5.00	4.35	3.83	
I4-2	
I5	
DRESDEN										
I1	16.04	13.94	12.94	7.27	6.32	5.87	8.39	7.30	6.77	
I2	13.61	11.83	10.83	6.17	5.37	4.91	7.12	6.19	5.67	
I3-1	12.91	11.22	10.22	5.85	5.09	4.63	6.76	5.87	5.35	
I3-2	12.91	11.22	10.22	5.85	5.09	4.63	6.76	5.87	5.35	
I4-1	11.37	9.89	8.89	5.16	4.49	4.03	5.95	5.18	4.65	
I4-2	11.37	9.89	8.89	5.16	4.49	4.03	5.95	5.18	4.65	
I5	
BERLIN										
ESPANA (PTA)										
I1	1536.70	1324.70	1324.70	11.31	9.75	9.75	9.51	8.20	8.20	
I2	899.20	775.20	775.20	6.62	5.71	5.71	5.57	4.80	4.80	
I3-1	650.40	560.70	560.70	4.79	4.13	4.13	4.03	3.47	3.47	
I3-2	624.60	538.40	538.40	4.60	3.96	3.96	3.87	3.33	3.33	
I4-1	613.80	529.10	529.10	4.52	3.89	3.89	3.80	3.28	3.28	
I4-2	588.80	507.60	507.60	4.33	3.74	3.74	3.64	3.14	3.14	
I5	584.00	503.40	503.40	4.30	3.71	3.71	3.61	3.12	3.12	
MADRID (1)										
FRANCE (FF)										
I1	46.77	38.78	38.78	6.64	5.51	5.51	7.23	5.99	5.99	
I2	39.44	32.71	32.71	5.60	4.64	4.64	6.10	5.06	5.06	
I3-1	27.83	23.08	21.86	3.95	3.28	3.10	4.30	3.57	3.38	
I3-2	26.06	21.61	20.39	3.70	3.07	2.89	4.03	3.34	3.15	
I4-1	23.79	19.73	17.74	3.38	2.80	2.52	3.68	3.05	2.74	
I4-2	23.17	19.21	17.23	3.29	2.73	2.45	3.58	2.97	2.66	
I5	
PARIS										
LILLE										
I1	46.77	38.78	38.78	6.64	5.51	5.51	7.23	5.99	5.99	
I2	39.44	32.71	32.71	5.60	4.64	4.64	6.10	5.06	5.06	
I3-1	27.83	23.08	21.86	3.95	3.28	3.10	4.30	3.57	3.38	
I3-2	26.06	21.61	20.39	3.70	3.07	2.89	4.03	3.34	3.15	
I4-1	23.67	19.62	17.64	3.36	2.79	2.50	3.66	3.03	2.73	
I4-2	23.04	19.10	17.12	3.27	2.71	2.43	3.56	2.95	2.65	
I5	

(1) GUELTIGE PREISE FUR DIE ANDEREN STELLEN / PRICES VALID FOR THE OTHER LOCATIONS /
PRIX VALABLES POUR LES AUTRES PLACES


PRIX DU GAZ NATUREL POUR USAGES INDUSTRIELS

JULI 01 JULY 1996 JUILLET		NATIONALE WAEHRUNG NATIONAL CURRENCY / GJ MONNAIE NATIONALE			KKS	PPS	SPA / GJ	ECUS / GJ			
VERBRAUCHER-TYPEN STANDARD CONSUMERS CONSUMMATEURS TYPE	STEUERN INBEGR. WITH TAXES TAXES COMPRISES	OHNE MWST. VAT EXCL. HORS TVA	OHNE STEUERN TAXES EXCL. HORS TAXES	STEUERN INBEGR. WITH TAXES TAXES COMPRISES	OHNE MWST. VAT EXCL. HORS TVA	OHNE STEUERN TAXES EXCL. HORS TAXES	STEUERN INBEGR. WITH TAXES TAXES COMPRISES	OHNE MWST. VAT EXCL. HORS TVA	OHNE STEUERN TAXES EXCL. HORS TAXES		
FRANCE (FF)											
I1	53.48	44.34	44.34	7.59	6.29	6.29	8.26	6.85	6.85		
I2	46.15	38.27	38.27	6.55	5.43	5.43	7.13	5.91	5.91		
I3-1	32.28	26.77	25.48	4.58	3.80	3.62	4.99	4.14	3.94		
I3-2	30.75	25.50	24.21	4.37	3.62	3.44	4.75	3.94	3.74		
I4-1		
I4-2		
I5		
STRASBOURG											
I1	46.77	38.78	38.78	6.64	5.51	5.51	7.23	5.99	5.99		
I2	39.44	32.71	32.71	5.60	4.64	4.64	6.10	5.06	5.06		
I3-1	27.83	23.08	21.86	3.95	3.28	3.10	4.30	3.57	3.38		
I3-2	26.06	21.61	20.39	3.70	3.07	2.89	4.03	3.34	3.15		
I4-1	23.69	19.64	17.67	3.36	2.79	2.51	3.66	3.04	2.73		
I4-2	22.94	19.03	17.05	3.26	2.70	2.42	3.55	2.94	2.63		
I5		
LYON											
I1	46.77	38.78	38.78	6.64	5.51	5.51	7.23	5.99	5.99		
I2	39.44	32.71	32.71	5.60	4.64	4.64	6.10	5.06	5.06		
I3-1	27.83	23.08	21.86	3.95	3.28	3.10	4.30	3.57	3.38		
I3-2	26.06	21.61	20.39	3.70	3.07	2.89	4.03	3.34	3.15		
I4-1	23.74	19.69	17.70	3.37	2.80	2.51	3.67	3.04	2.74		
I4-2	23.11	19.16	17.17	3.28	2.72	2.44	3.57	2.96	2.65		
I5		
MARSEILLE											
I1	46.77	38.78	38.78	6.64	5.51	5.51	7.23	5.99	5.99		
I2	39.44	32.71	32.71	5.60	4.64	4.64	6.10	5.06	5.06		
I3-1	27.83	23.08	21.86	3.95	3.28	3.10	4.30	3.57	3.38		
I3-2	26.06	21.61	20.39	3.70	3.07	2.89	4.03	3.34	3.15		
I4-1	23.74	19.69	17.70	3.37	2.80	2.51	3.67	3.04	2.74		
I4-2	23.11	19.16	17.17	3.28	2.72	2.44	3.57	2.96	2.65		
I5		
TOULOUSE											
I1	46.77	38.78	38.78	6.64	5.51	5.51	7.23	5.99	5.99		
I2	39.44	32.71	32.71	5.60	4.64	4.64	6.10	5.06	5.06		
I3-1	27.83	23.08	21.86	3.95	3.28	3.10	4.30	3.57	3.38		
I3-2	26.06	21.61	20.39	3.70	3.07	2.89	4.03	3.34	3.15		
I4-1	23.47	19.46	17.47	3.33	2.76	2.48	3.63	3.01	2.70		
I4-2	22.80	18.91	16.92	3.24	2.68	2.40	3.52	2.92	2.61		
I5		
IRELAND (IRL)											
I1	6.18	5.49	5.49	9.12	8.10	8.10	7.80	6.93	6.93		
I2	5.01	4.46	4.46	7.39	6.58	6.58	6.32	5.63	5.63		
I3-1	2.95	2.63	2.63	4.35	3.88	3.88	3.72	3.32	3.32		
I3-2	2.95	2.63	2.63	4.35	3.88	3.88	3.72	3.32	3.32		
I4-1		
I4-2		
I5		
DUBLIN											
I1	6.18	5.49	5.49	9.12	8.10	8.10	7.80	6.93	6.93		
I2	5.01	4.46	4.46	7.39	6.58	6.58	6.32	5.63	5.63		
I3-1	2.95	2.63	2.63	4.35	3.88	3.88	3.72	3.32	3.32		
I3-2	2.95	2.63	2.63	4.35	3.88	3.88	3.72	3.32	3.32		
I4-1		
I4-2		
I5		
ITALIA (LIT)											
I1	18609	15638	14859	10.79	9.07	8.62	9.68	8.13	7.73		
I2	13321	11194	10415	7.73	6.49	6.04	6.93	5.82	5.42		
I3-1	9274	8431	7644	5.38	4.89	4.43	4.82	4.38	3.97		
I3-2	8930	8118	7331	5.18	4.71	4.25	4.64	4.22	3.81		
I4-1	8030	7300	6513	4.66	4.23	3.78	4.18	3.80	3.39		
I4-2	7650	6954	6167	4.44	4.03	3.58	3.98	3.62	3.21		
I5		
MILANO											


PRIX DU GAZ NATUREL POUR USAGES INDUSTRIELS

JULI 01 JULY 1996 JUILLET	NATIONALE WAEHRUNG NATIONAL CURRENCY / GJ MONNAIE NATIONALE			KKS	PPS	SPA / GJ	ECUS / GJ			
	VERBRAUCHER-TYPEN STANDARD CONSUMERS CONSUMMATEURS TYPE	STEUERN INBEGR. WITH TAXES COMPRISES	OHNE MWST. VAT EXCL. HORS TVA				OHNE STEUERN TAXES EXCL. HORS TAXES	STEUERN INBEGR. WITH TAXES COMPRISES	OHNE MWST. VAT EXCL. HORS TVA	
ITALIA (LIT)										
TORINO										
I1	16453	13826	13046	9.54	8.02	7.57	8.56	7.19	6.78	
I2	13324	11197	10418	7.73	6.49	6.04	6.93	5.82	5.42	
I3-1	9274	8431	7644	5.38	4.89	4.43	4.82	4.38	3.97	
I3-2	8930	8118	7331	5.18	4.71	4.25	4.64	4.22	3.81	
I4-1	8030	7300	6513	4.66	4.23	3.78	4.18	3.80	3.39	
I4-2	7650	6954	6167	4.44	4.03	3.58	3.98	3.62	3.21	
I5
GENOVA										
I1	17735	14903	14124	10.29	8.64	8.19	9.22	7.75	7.34	
I2	13315	11189	10410	7.72	6.49	6.04	6.92	5.82	5.41	
I3-1	9274	8431	7644	5.38	4.89	4.43	4.82	4.38	3.97	
I3-2	8930	8118	7331	5.18	4.71	4.25	4.64	4.22	3.81	
I4-1	8030	7300	6513	4.66	4.23	3.78	4.18	3.80	3.39	
I4-2	7650	6954	6167	4.44	4.03	3.58	3.98	3.62	3.21	
I5
ROMA										
I1	22009	18495	17715	12.77	10.73	10.27	11.44	9.62	9.21	
I2	13324	11197	10418	7.73	6.49	6.04	6.93	5.82	5.42	
I3-1	9274	8431	7644	5.38	4.89	4.43	4.82	4.38	3.97	
I3-2	8930	8118	7331	5.18	4.71	4.25	4.64	4.22	3.81	
I4-1	8030	7300	6513	4.66	4.23	3.78	4.18	3.80	3.39	
I4-2	7650	6954	6167	4.44	4.03	3.58	3.98	3.62	3.21	
I5
NAPOLI										
I1	23422	19682	18902	13.58	11.42	10.96	12.18	10.23	9.83	
I2	13326	11198	10418	7.73	6.49	6.04	6.93	5.82	5.42	
I3-1	9274	8431	7644	5.38	4.89	4.43	4.82	4.38	3.97	
I3-2	8930	8118	7331	5.18	4.71	4.25	4.64	4.22	3.81	
I4-1	8030	7300	6513	4.66	4.23	3.78	4.18	3.80	3.39	
I4-2	7650	6954	6167	4.44	4.03	3.58	3.98	3.62	3.21	
I5
LUXEMBOURG (LFR)										
LUXEMBOURG-VILLE										
I1	233.71	220.48	220.48	5.45	5.15	5.15	5.94	5.60	5.60	
I2	213.66	201.57	201.57	4.99	4.70	4.70	5.43	5.12	5.12	
I3-1	209.60	197.73	197.73	4.89	4.62	4.62	5.32	5.02	5.02	
I3-2	179.83	169.65	169.65	4.20	3.96	3.96	4.57	4.31	4.31	
I4-1	179.15	169.01	169.01	4.18	3.94	3.94	4.55	4.29	4.29	
I4-2	179.15	169.01	169.01	4.18	3.94	3.94	4.55	4.29	4.29	
I5
NEDERLAND (HFL)										
ROTTERDAM										
I1	15.91	13.54	12.08	7.02	5.98	5.33	7.42	6.31	5.63	
I2	15.72	13.38	11.87	6.94	5.91	5.24	7.33	6.24	5.54	
I3-1	10.13	8.62	7.88	4.47	3.81	3.48	4.72	4.02	3.67	
I3-2	10.13	8.62	7.88	4.47	3.81	3.48	4.72	4.02	3.67	
I4-1	8.15	6.94	6.34	3.60	3.06	2.80	3.80	3.24	2.96	
I4-2	8.15	6.94	6.34	3.60	3.06	2.80	3.80	3.24	2.96	
I5	6.93	5.90	5.48	3.06	2.60	2.42	3.23	2.75	2.56	

PRIX DU GAZ NATUREL POUR USAGES INDUSTRIELS

JULI 01 JULY 1996 JUILLET	NATIONALE WAEHRUNG NATIONAL CURRENCY / GJ MONNAIE NATIONALE			KKS	PPS	SPA / GJ	ECUS / GJ		
	VERBRAUCHER-TYPEN STANDARD CONSUMERS CONSUMMATEURS TYPE	STEUERN INBEGR. WITH TAXES COMPRISES	OHNE MWST. VAT EXCL. HORS TVA						
OESTERREICH (OS)									
WIEN									
I1	149.88	124.90	109.97	10.07	8.39	7.39	11.15	9.29	8.18
I2	149.88	124.90	109.97	10.07	8.39	7.39	11.15	9.29	8.18
I3-1	93.36	77.80	62.87	6.27	5.23	4.22	6.94	5.79	4.68
I3-2
I4-1	81.72	68.10	53.17	5.49	4.57	3.57	6.08	5.06	3.95
I4-2
I5
SUOMI/FINLAND (FMK)									
NATIONAL									
I1	40.67	33.34	31.93	6.08	4.99	4.78	6.98	5.72	5.48
I2	38.65	31.68	30.28	5.78	4.74	4.53	6.63	5.44	5.20
I3-1	29.90	24.51	23.10	4.47	3.67	3.46	5.13	4.21	3.96
I3-2	32.90	26.97	25.56	4.92	4.03	3.82	5.65	4.63	4.39
I4-1	24.21	19.84	18.44	3.62	2.97	2.76	4.15	3.40	3.16
I4-2	21.30	17.46	16.06	3.19	2.61	2.40	3.66	3.00	2.76
I5	20.38	16.71	15.31	3.05	2.50	2.29	3.50	2.87	2.63
SVERIGE (SKR)									
MALMO									
I1	74.11	59.29	54.73	6.86	5.49	5.07	8.78	7.03	6.49
I2	54.52	43.62	40.56	5.05	4.04	3.75	6.46	5.17	4.81
I3-1	50.04	40.03	35.48	4.63	3.71	3.28	5.93	4.74	4.20
I3-2
I4-1
I4-2
I5
UNITED KINGDOM (UKL)									
LONDON									
I1	2.95	2.51	2.51	4.22	3.59	3.59	3.61	3.07	3.07
I2	2.58	2.20	2.20	3.70	3.15	3.15	3.16	2.69	2.69
I3-1	2.12	1.81	1.81	3.04	2.59	2.59	2.60	2.21	2.21
I3-2	1.86	1.58	1.58	2.66	2.26	2.26	2.27	1.93	1.93
I4-1	1.78	1.52	1.52	2.55	2.17	2.17	2.18	1.85	1.85
I4-2
I5	1.48	1.26	1.26	2.12	1.80	1.80	1.81	1.54	1.54
LEEDS									
I1	2.87	2.45	2.45	4.12	3.50	3.50	3.51	2.99	2.99
I2	2.56	2.18	2.18	3.67	3.12	3.12	3.13	2.66	2.66
I3-1	2.06	1.76	1.76	2.95	2.51	2.51	2.52	2.15	2.15
I3-2	1.98	1.68	1.68	2.83	2.41	2.41	2.42	2.06	2.06
I4-1	1.82	1.55	1.55	2.60	2.22	2.22	2.22	1.89	1.89
I4-2	1.79	1.52	1.52	2.56	2.18	2.18	2.19	1.86	1.86
I5	1.52	1.29	1.29	2.18	1.85	1.85	1.86	1.58	1.58
BIRMINGHAM									
I1	2.92	2.49	2.49	4.18	3.56	3.56	3.57	3.04	3.04
I2	2.52	2.15	2.15	3.61	3.07	3.07	3.08	2.62	2.62
I3-1	2.08	1.77	1.77	2.99	2.54	2.54	2.55	2.17	2.17
I3-2	1.92	1.64	1.64	2.75	2.34	2.34	2.35	2.00	2.00
I4-1	1.80	1.53	1.53	2.58	2.19	2.19	2.20	1.87	1.87
I4-2	1.74	1.48	1.48	2.49	2.12	2.12	2.12	1.81	1.81
I5	1.51	1.28	1.28	2.16	1.84	1.84	1.84	1.57	1.57

PRIX DU GAZ D'USINE POUR USAGES INDUSTRIELS

JULI 01 JULY 1996 JUILLET	NATIONALE WAEHRUNG NATIONAL CURRENCY / GJ MONNAIE NATIONALE			KKS	PPS	SPA / GJ	ECUS / GJ			
	VERBRAUCHER-TYPEN STANDARD CONSUMERS CONSOMMATEURS TYPE	STEUERN INBEGR. WITH TAXES COMPRISES	OHNE MWST. VAT EXCL. HORS TVA				OHNE STEUERN TAXES EXCL. HORS TAXES	STEUERN INBEGR. WITH TAXES COMPRISES	OHNE MWST. VAT EXCL. HORS TVA	
	DANMARK (DKR)			KOBENHAVN						
I1	149.96	119.97	114.20	16.14	12.91	12.29	20.35	16.28	15.50	
I2	136.63	109.30	103.53	14.70	11.75	11.14	18.54	14.84	14.05	
I3-1	
I3-2	
I4-1	
I4-2	
I5	
	PORTUGAL (ESC)			LISBOA						
I1	3019.00	2875.00	2875.00	22.76	21.68	21.68	15.34	14.61	14.61	
I2	3019.00	2875.00	2875.00	22.76	21.68	21.68	15.34	14.61	14.61	
I3-1	1263.00	1203.00	1203.00	9.52	9.07	9.07	6.42	6.11	6.11	
I3-2	1263.00	1203.00	1203.00	9.52	9.07	9.07	6.42	6.11	6.11	
I4-1	
I4-2	
I5	

B BRUXELLES (CNE1P1.0) E MADRID L LUXEMBOURG FIN FINLAND NATIONAL
 DK DANMARK NATIONAL F PARIS NL ROTTERDAM S SVERIGE
 D NATIONAL IRL DUBLIN A ÖSTERREICH UK LONDON
 GR I MILANO P NORGE

MWST./VAT/TVA
 ANDERE STEUERN/OTHER TAXES/AUTRES TAXES
 OHNE STEUERN/TAXES EXCL./HORS TAXES

