



# STATISTICS IN FOCUS

## Energy and industry



1997  9

ISSN 1024-4328

### Gas prices for EU households on 1 January 1997: upward trend

These comments are based on prices collected by EUROSTAT, expressed in national currency. For the comparative tables and the graphics, prices in ECU and purchasing power standards (PPS) have been used.

A study of the variations in deflated (all taxes included) gas prices from 1 July 1996 to 1 January 1997 reveals that in most locations<sup>(1)</sup> price rises took place which mainly affected standard consumer categories D<sub>3</sub><sup>(2)</sup>, D<sub>3-b</sub>, and D<sub>4</sub>.

The biggest rises affected prices in the Netherlands (from +17% for D<sub>1</sub> to +7% for D<sub>4</sub>), those of Napoli in Italy (+11% for D<sub>3</sub> and D<sub>4</sub>) and of Germany (between +17% for D<sub>2</sub> and +7% for D<sub>4</sub> in Hamburg, between +8% for D<sub>2</sub> and +10% for D<sub>4</sub> in Dresden).

The biggest drops were recorded in Italy in Napoli (-6% for D<sub>1</sub> and D<sub>2</sub>).

Variation in deflated (all taxes included) prices in national currency  
(number of locations)

	D <sub>1</sub>	D <sub>2</sub>	D <sub>3</sub>	D <sub>3-b</sub>	D <sub>4</sub>
Upward trend	13	15	22	22	22
Downward trend	15	14	7	7	7

(1) The collection locations are listed above and to the right of the price tables.

(2) See table below for standard consumers definition.

\*\*\*\*\*

Manuscript completed on = 23.04.1997

For further information please contact:

Eurostat, L-2920 Luxembourg, tel. 4301-32040 Fax: 4301-34771

Price (excl. VAT) in Luxembourg: Subscription 'Statistics in focus' of all themes: ECU 310

Subscription 'Statistics in focus' of Theme 2 'Energy and industry': ECU 85

Single copy: ECU 6

Catalogue number: CA-NL-97-009-EN-C

Five household standard consumers, coded D<sub>1</sub> to D<sub>4</sub>, were chosen:

Annual consumption					
D <sub>1</sub>	8.37	GJ	(i.e	2 326	kWh)
D <sub>2</sub> <sup>(1)</sup>	16.74	GJ	(i.e	4 652	kWh)
D <sub>3</sub>	83.70	GJ	(i.e	23 260	kWh)
D <sub>3b</sub>	125.60	GJ	(i.e	34 890	kWh)
D <sub>4</sub>	1047.00	GJ	(i.e	290 750	kWh)

(1) For the United Kingdom there is an additional standard consumer, i.e. D<sub>2b</sub> 33.49 GJ (or 9 300 kWh).

Prices for the standard consumers are given in national currencies, PPS (purchasing power standard, annual estimated value, as at 3 March for 1997) and in ECU (average value for January 1997).

### Conversion table in PPS and ECU


#### 1 PPS =

<b>B</b> (BFR) 39.40	<b>E</b> (PTA) 136.94	<b>L</b> (LFR) 42.58	<b>FIN</b> (FMK) 6.56
<b>DK</b> (DKR) 9.25	<b>F</b> (FF) 6.98	<b>NL</b> (HFL) 2.24	<b>S</b> (SKR) 10.81
<b>D</b> (DM) 2.19	<b>IRL</b> (IRL) 0.68	<b>A</b> (ÖS) 14.74	<b>UK</b> (UKL) 0.70
<b>GR</b> (DR) 251.61	<b>I</b> (LIT) 1741.21	<b>P</b> (ESC) 133.84	<b>N</b> (NKR) 9.89

#### 1 ECU =


<b>B</b> (BFR) 40.19	<b>E</b> (PTA) 163.69	<b>L</b> (LFR) 40.19	<b>FIN</b> (FMK) 5.80
<b>DK</b> (DKR) 7.44	<b>F</b> (FF) 6.58	<b>NL</b> (HFL) 2.19	<b>S</b> (SKR) 8.58
<b>D</b> (DM) 1.95	<b>IRL</b> (IRL) 0.74	<b>A</b> (ÖS) 13.72	<b>UK</b> (UKL) 0.73
<b>GR</b> (DR) 305.52	<b>I</b> (LIT) 1904.88	<b>P</b> (ESC) 194.91	<b>N</b> (NKR) 7.84

## PRIX DU GAZ NATUREL POUR USAGES DOMESTIQUES

01 JANUAR 01 JANUARY 1997 JANVIER	NATIONALE WAEHRUNG NATIONAL CURRENCY / GJ MONNAIE NATIONALE			KKS	PPS	SPA / GJ	ECUS / GJ			
	VERBRAUCHER-TYPEN STANDARD CONSUMERS CONSUMMATEURS TYPE	STEUERN INBEGR. WITH TAXES COMPRISES	OHNE MWST. VAT EXCL. HORS TVA				OHNE STEUERN TAXES EXCL. HORS TAXES	STEUERN INBEGR. WITH TAXES COMPRISES	OHNE MWST. VAT EXCL. HORS TVA	
BELGIQUE (BFR)										
BRUXELLES										
D1	656.3	542.4	528.7	16.66	13.77	13.42	16.33	13.49	13.15	
D2	605.0	500.0	486.3	15.35	12.69	12.34	15.05	12.44	12.10	
D3	353.2	291.9	278.3	8.96	7.41	7.06	8.79	7.26	6.92	
D3-B	336.5	278.1	264.4	8.54	7.06	6.71	8.37	6.92	6.58	
D4	281.0	232.2	218.6	7.13	5.89	5.55	6.99	5.78	5.44	
DEUTSCHLAND (DM)										
DUESSELDORF										
D1	35.78	31.11	30.11	16.36	14.23	13.77	18.35	15.96	15.44	
D2	26.83	23.33	22.33	12.27	10.67	10.21	13.76	11.97	11.45	
D3	16.96	14.75	13.75	7.75	6.74	6.29	8.70	7.57	7.05	
D3-B	16.26	14.14	13.14	7.43	6.47	6.01	8.34	7.25	6.74	
D4	12.55	10.92	9.92	5.74	4.99	4.54	6.44	5.60	5.09	
HAMBURG										
D1	36.13	31.42	30.42	16.52	14.37	13.91	18.53	16.12	15.60	
D2	27.92	24.28	23.28	12.77	11.10	10.64	14.32	12.45	11.94	
D3	17.38	15.11	14.11	7.95	6.91	6.45	8.91	7.75	7.24	
D3-B	16.48	14.33	13.33	7.54	6.55	6.10	8.45	7.35	6.84	
D4	13.80	12.00	11.00	6.31	5.49	5.03	7.08	6.16	5.64	
HANNOVER										
D1	33.51	29.14	28.14	15.32	13.32	12.87	17.19	14.95	14.43	
D2	26.48	23.03	22.03	12.11	10.53	10.07	13.58	11.81	11.30	
D3	17.15	14.92	13.92	7.84	6.82	6.36	8.80	7.65	7.14	
D3-B	16.29	14.17	13.17	7.45	6.48	6.02	8.36	7.27	6.76	
D4	14.38	12.50	11.50	6.58	5.72	5.26	7.38	6.41	5.90	
DORTMUND										
D1	38.72	33.67	32.67	17.70	15.40	14.94	19.86	17.27	16.76	
D2	27.18	23.64	22.64	12.43	10.81	10.35	13.94	12.13	11.61	
D3	16.71	14.53	13.53	7.64	6.64	6.19	8.57	7.45	6.94	
D3-B	15.49	13.47	12.47	7.08	6.16	5.70	7.95	6.91	6.40	
D4	12.65	11.00	10.00	5.78	5.03	4.57	6.49	5.64	5.13	
FRANKFURT/M										
D1	36.64	31.86	30.86	16.75	14.57	14.11	18.79	16.34	15.83	
D2	27.79	24.17	23.17	12.71	11.05	10.59	14.25	12.40	11.88	
D3	16.87	14.67	13.67	7.71	6.71	6.25	8.65	7.52	7.01	
D3-B	15.27	13.28	12.28	6.98	6.07	5.62	7.83	6.81	6.30	
D4	13.86	12.06	11.06	6.34	5.51	5.06	7.11	6.19	5.67	
STUTTGART										
D1	40.51	35.22	34.22	18.52	16.10	15.65	20.78	18.07	17.55	
D2	33.73	29.33	28.33	15.42	13.41	12.95	17.30	15.04	14.53	
D3	20.16	17.53	16.53	9.22	8.02	7.56	10.34	8.99	8.48	
D3-B	18.50	16.08	15.08	8.46	7.35	6.90	9.49	8.25	7.73	
D4	15.62	13.58	12.58	7.14	6.21	5.75	8.01	6.97	6.45	

Source: Eurostat, Luxembourg, 1997. Prices are in national currencies and converted to ECUs at the 1997 average exchange rates. Prices are for household use and include taxes and levies. Prices are for the year 1997.


## PRIX DU GAZ NATUREL POUR USAGES DOMESTIQUES

JANUAR 01 JANUARY 1997 JANVIER	NATIONALE WAEHRUNG NATIONAL CURRENCY / GJ MONNAIE NATIONALE			KKS	PPS	SPA / GJ	ECUS / GJ			
	VERBRAUCHER-TYPEN STANDARD CONSUMERS CONSOMMATEURS TYPE	STEUERN INBEGR. WITH TAXES COMPRISES	OHNE MWST. VAT EXCL. HORS TVA				OHNE STEUERN TAXES EXCL. HORS TAXES	STEUERN INBEGR. WITH TAXES COMPRISES	OHNE MWST. VAT EXCL. HORS TVA	
DEUTSCHLAND (DM)										
MÜNCHEN										
D1	30.99	26.94	25.94	14.17	12.32	11.86	15.90	13.82	13.31	
D2	24.37	21.19	20.19	11.14	9.69	9.23	12.50	10.87	10.36	
D3	18.18	15.81	14.81	8.31	7.23	6.77	9.33	8.11	7.60	
D3-B	16.61	14.44	13.44	7.59	6.60	6.15	8.52	7.41	6.89	
D4	15.62	13.58	12.58	7.14	6.21	5.75	8.01	6.97	6.45	
WESER-EMS										
D1	31.78	27.64	26.64	14.53	12.64	12.18	16.30	14.18	13.66	
D2	23.54	20.47	19.47	10.76	9.36	8.90	12.07	10.50	9.99	
D3	14.95	13.00	12.00	6.84	5.94	5.49	7.67	6.67	6.16	
D3-B	13.99	12.17	11.17	6.40	5.56	5.11	7.18	6.24	5.73	
D4	12.36	10.75	9.75	5.65	4.92	4.46	6.34	5.51	5.00	
DRESDEN										
D1	45.04	39.17	38.17	20.59	17.91	17.45	23.10	20.09	19.58	
D2	34.72	30.19	29.19	15.88	13.80	13.35	17.81	15.49	14.97	
D3	20.60	17.92	16.92	9.42	8.19	7.74	10.57	9.19	8.68	
D3-B	18.94	16.47	15.47	8.66	7.53	7.07	9.71	8.45	7.94	
D4	15.91	13.83	12.83	7.27	6.32	5.87	8.16	7.09	6.58	
BERLIN										
D1	32.87	28.58	27.58	15.03	13.07	12.61	16.86	14.66	14.15	
D2	19.07	16.58	15.58	8.72	7.58	7.12	9.78	8.50	7.99	
D3	15.33	13.33	12.33	7.01	6.10	5.64	7.86	6.84	6.32	
D3-B	15.33	13.33	12.33	7.01	6.10	5.64	7.86	6.84	6.32	
D4	15.33	13.33	12.33	7.01	6.10	5.64	7.86	6.84	6.32	
ESPANA (PTA)										
MADRID (1)										
D1	2513.2	2166.5	2166.5	18.35	15.82	15.82	15.36	13.24	13.24	
D2	2213.8	1908.5	1908.5	16.16	13.93	13.93	13.53	11.66	11.66	
D3	1739.6	1499.6	1499.6	12.70	10.95	10.95	10.63	9.16	9.16	
D3-B	1692.9	1459.4	1459.4	12.36	10.65	10.65	10.34	8.92	8.92	
D4	1188.7	1024.7	1024.7	8.68	7.48	7.48	7.26	6.26	6.26	
FRANCE (FF)										
PARIS (2)										
D1	98.43	81.62	81.62	14.11	11.70	11.70	14.96	12.40	12.40	
D2	85.73	71.09	71.09	12.29	10.19	10.19	13.03	10.80	10.80	
D3	57.37	47.57	47.57	8.22	6.82	6.82	8.72	7.23	7.23	
D3-B	53.91	44.70	44.70	7.73	6.41	6.41	8.19	6.79	6.79	
D4	47.00	38.97	38.97	6.74	5.59	5.59	7.14	5.92	5.92	
STRASBOURG										
D1	131.10	108.71	108.71	18.79	15.58	15.58	19.92	16.52	16.52	
D2	107.71	89.31	89.31	15.44	12.80	12.80	16.37	13.57	13.57	
D3	62.69	51.98	51.98	8.99	7.45	7.45	9.53	7.90	7.90	
D3-B	60.46	50.13	50.13	8.67	7.19	7.19	9.19	7.62	7.62	
D4	52.95	43.91	43.91	7.59	6.29	6.29	8.05	6.67	6.67	


(1) PREISE AUCH GÜELTIG FUER / PRICES ALSO VALID FOR / PRIX EGALEMENT VALABLES POUR : BARCELONA, VALENCIA

(2) PREISE ZONE 1, UNTER ANDEREM AUCH GÜELTIG FUER / PRICES ZONE 1, ALSO VALID FOR / PRIX TARIFS ZONE 1, EGALEMENT VALABLES POUR, ENTRE AUTRES : LILLE, LYON, TOULOUSE, MARSEILLE

## PRIX DU GAZ NATUREL POUR USAGES DOMESTIQUES

JANUAR 01 JANUARY 1997 JANVIER	NATIONALE WAEHRUNG NATIONAL CURRENCY / GJ MONNAIE NATIONALE			KKS	PPS	SPA / GJ	ECUS / GJ			
	VERBRAUCHER-TYPEN STANDARD CONSUMERS CONSOMMATEURS TYPE	STEUERN INBEGR. WITH TAXES COMPRISES	OHNE MWST. VAT EXCL. HORS TVA				OHNE STEUERN TAXES EXCL. HORS TAXES	STEUERN INBEGR. WITH TAXES COMPRISES	OHNE MWST. VAT EXCL. HORS TVA	
IRELAND (IRL)										
DUBLIN										
D1	15.72	13.97	13.97	23.25	20.67	20.67	21.11	18.76	18.76	
D2	13.41	11.92	11.92	19.84	17.63	17.63	18.01	16.01	16.01	
D3	6.40	5.69	5.69	9.47	8.42	8.42	8.60	7.64	7.64	
D3-B	6.40	5.69	5.69	9.47	8.42	8.42	8.60	7.64	7.64	
D4	6.40	5.69	5.69	9.47	8.42	8.42	8.60	7.64	7.64	
ITALIA (LIT)										
MILANO										
D1	23342	21220	18731	13.30	12.10	10.68	12.14	11.03	9.74	
D2	21020	19109	16614	11.98	10.89	9.47	10.93	9.94	8.64	
D3	29266	24593	16255	16.68	14.02	9.27	15.22	12.79	8.45	
D3-B	29198	24536	16017	16.64	13.99	9.13	15.18	12.76	8.33	
D4	28998	24368	15486	16.53	13.89	8.83	15.08	12.67	8.05	
TORINO										
D1	24319	22108	18758	13.86	12.60	10.69	12.65	11.50	9.75	
D2	21953	19958	16607	12.51	11.38	9.47	11.42	10.38	8.64	
D3	28557	23998	14617	16.28	13.68	8.33	14.85	12.48	7.60	
D3-B	28487	23939	14377	16.24	13.65	8.19	14.81	12.45	7.48	
D4	28989	24361	14439	16.52	13.89	8.23	15.07	12.67	7.51	
GENOVA										
D1	24319	22108	18758	13.86	12.60	10.69	12.65	11.50	9.75	
D2	21952	19958	16607	12.51	11.38	9.47	11.42	10.38	8.64	
D3	29996	25207	15825	17.10	14.37	9.02	15.60	13.11	8.23	
D3-B	29947	25165	15244	17.07	14.34	8.69	15.57	13.09	7.93	
D4	29947	25165	15244	17.07	14.34	8.69	15.57	13.09	7.93	
ROMA										
D1	25633	23303	19952	14.61	13.28	11.37	13.33	12.12	10.38	
D2	23267	21152	17802	13.26	12.06	10.15	12.10	11.00	9.26	
D3	32237	27090	17709	18.38	15.44	10.09	16.76	14.09	9.21	
D3-B	32167	27031	17469	18.34	15.41	9.96	16.73	14.06	9.08	
D4	33303	27985	18064	18.98	15.95	10.30	17.32	14.55	9.39	
NAPOLI										
D1	26434	24031	21148	15.07	13.70	12.05	13.75	12.50	11.00	
D2	24068	21880	18997	13.72	12.47	10.83	12.52	11.38	9.88	
D3	33680	28303	21351	19.20	16.13	12.17	17.51	14.72	11.10	
D3-B	33602	28237	21110	19.15	16.10	12.03	17.47	14.68	10.98	
D4	32436	27257	19767	18.49	15.54	11.27	16.87	14.17	10.28	
LUXEMBOURG (LFR)										
LUXEMBOURG-VILLE										
D1	532.37	502.23	502.23	12.51	11.80	11.80	13.25	12.50	12.50	
D2	458.22	432.28	432.28	10.76	10.15	10.15	11.40	10.76	10.76	
D3	245.11	231.23	231.23	5.76	5.43	5.43	6.10	5.75	5.75	
D3-B	240.16	226.57	226.57	5.64	5.32	5.32	5.98	5.64	5.64	
D4	231.15	218.07	218.07	5.43	5.12	5.12	5.75	5.43	5.43	

PRIX DU GAZ NATUREL POUR USAGES DOMESTIQUES

JANUAR 01 JANUARY 1997 JANVIER	NATIONALE WAEHRUNG NATIONAL CURRENCY / GJ MONNAIE NATIONALE			KKS	PPS	SPA / GJ	ECUS / GJ			
	VERBRAUCHER-TYPEN STANDARD CONSUMERS CONSUMMATEURS TYPE	STEUERN INBEGR. WITH TAXES COMPRISES	OHNE MWST. VAT EXCL. HORS TVA				OHNE STEUERN TAXES EXCL. HORS TAXES	STEUERN INBEGR. WITH TAXES COMPRISES	OHNE MWST. VAT EXCL. HORS TVA	
NEDERLAND (HFL)										
ROTTERDAM										
D1	33.79	28.75	28.14	15.08	12.83	12.56	15.43	13.13	12.85	
D2	24.31	20.69	20.08	10.85	9.24	8.96	11.10	9.45	9.17	
D3	18.15	15.45	13.63	8.10	6.90	6.08	8.29	7.06	6.23	
D3-B	17.76	15.11	13.09	7.93	6.75	5.84	8.11	6.90	5.98	
D4	17.07	14.53	12.14	7.62	6.49	5.42	7.80	6.64	5.55	
OESTERREICH (OS)										
WIEN										
D1	154.98	129.15	114.23	10.51	8.76	7.75	11.30	9.42	8.33	
D2	154.98	129.15	114.23	10.51	8.76	7.75	11.30	9.42	8.33	
D3	154.98	129.15	114.23	10.51	8.76	7.75	11.30	9.42	8.33	
D3-B	154.98	129.15	114.23	10.51	8.76	7.75	11.30	9.42	8.33	
D4	154.98	129.15	114.23	10.51	8.76	7.75	11.30	9.42	8.33	
SUOMI/FINLAND (FMK)										
NATIONAL										
D1	.	.	.	.	.	.	.	.	.	
D2	.	.	.	.	.	.	.	.	.	
D3	41.10	33.70	31.80	6.27	5.14	4.85	7.08	5.81	5.48	
D3-B	.	.	.	.	.	.	.	.	.	
D4	.	.	.	.	.	.	.	.	.	
SVERIGE (SKR)										
NATIONAL										
D1	151.10	120.80	97.50	13.98	11.18	9.02	17.61	14.08	11.36	
D2	135.00	108.10	84.70	12.49	10.00	7.84	15.74	12.60	9.87	
D3	106.40	85.30	61.90	9.85	7.89	5.73	12.40	9.94	7.22	
D3-B	103.60	82.80	59.40	9.59	7.66	5.50	12.08	9.65	6.92	
D4	98.30	78.60	55.30	9.10	7.27	5.12	11.46	9.16	6.45	
UNITED KINGDOM (UKL) (1)										
LONDON (2)										
D1	8.41	7.78	7.78	12.03	11.13	11.13	11.48	10.62	10.62	
D2	6.42	5.95	5.95	9.18	8.51	8.51	8.77	8.12	8.12	
D3	4.72	4.37	4.37	6.75	6.25	6.25	6.45	5.97	5.97	
D3-B	4.58	4.24	4.24	6.55	6.07	6.07	6.25	5.79	5.79	
D2-B	5.36	4.96	4.96	7.67	7.10	7.10	7.32	6.77	6.77	

(1) EXTRA STANDARD ABNEHMER "D2-B" NUR FUER VEREINIGTES KOENIGREICH

EXTRA STANDARD CONSUMER "D2-B" FOR UNITED KINGDOM ONLY

CONSUMMATEUR TYPE SUPPLEMENTAIRE "D2-B", N'EXISTE QU'AU ROYAUME-UNI

(2) PREISE AUCH GUELTIG FUER / PRICES ALSO VALID FOR / PRIX EGALEMENT VALABLES POUR : LEEDS, BIRMINGHAM



NATURGASPREISE FUER HAUSHALTE

1997-1

NATURAL GAS PRICES FOR HOUSEHOLDS

ECU / GJ

PRIX DU GAZ NATUREL POUR USAGES DOMESTIQUES

\* KKS PPS SPA / GJ

B BRUXELLES	E MADRID	L LUXEMBOURG	FIN FINLAND NATIONAL
DK -	F PARIS	NL ROTTERDAM	S SVERIGE
D NATIONAL	IRL DUBLIN	A ÖSTERREICH	UK LONDON
GR -	I MILANO	P -	N NORGE

	MWST/MAT/IVA
	ANDERE STEUERN/OTHER TAXES /AUTRES TAXES
	OHNE STEUERN/TAXES EXCL./HORS TAXES

