



STATISTICS IN FOCUS

Energy and industry



1997 11

ISSN 1024-4328

Gas prices for EU industry on 1 January 1997: upward trend

These comments are based on prices collected within the framework of Council Directive 90/377/EEC expressed in national currency. For the comparative tables and the graphics, prices in ECU and purchasing power standards (PPS) have been used.

A study of the variations in deflated VAT-excluded gas prices from 1 July 1996 to 1 January 1997 reveals that in most locations⁽¹⁾, price rises took place which affected mainly I₁⁽²⁾, I₂, I₃ and I₄ standard consumers categories, whereas for I₅, the number of locations for which prices are decreasing is greater.

The biggest rise affected in Germany prices for I₂, I₃ and I₄ in Dortmund (between +11% and +13%), those of I₄₋₂ in Frankfurt (+16%), in Spain prices for I₂ in Madrid (+13%) and in Finland those of I₄ (+14%). In the United Kingdom, the rise is between +10% and +20% and this for standard consumer categories I₁ to I₄₋₁.

The biggest drops were recorded in Finland for I₃₋₂ (-12%), in Denmark for I₄ (-1.5%) and in Belgium for I₅ (-1.4%).

Variation in deflated VAT-excluded prices in national currency
(number of locations)

	I ₁	I ₂	I ₃₋₁	I ₃₋₂	I ₄₋₁	I ₄₋₂	I ₅
Upward trend	32	34	35	33	31	25	8
Downward trend	7	5	5	7	8	14	31

- (1) The collection locations are listed above and to the right of the price tables.
 (2) See table below for standard consumers definition.

Manuscript completed on = 23.04.1997

For further information please contact:
Eurostat, L-2920 Luxembourg, tel. 4301-32040 Fax: 4301-34771

Price (excl. VAT) in Luxembourg: Subscription 'Statistics in focus' of all themes: ECU 310
Subscription 'Statistics in focus' of Theme 2 'Energy and industry': ECU 85
Single copy: ECU 6

Catalogue number: CA-NL-97-011-EN-C

Council Directive No 90/377/EEC of 29 June 1990 lays down a Community procedure to improve the transparency of gas and electricity prices charged to industrial end-users.

In accordance with Article 1.1, this note sets out the prices for standard consumers in force as at 1st January 1997.

Seven standard industrial users, coded I₁ to I₅ were chosen:

Annual consumption					Modulation
I ₁	418.60	GJ (i.e	116 300	KWh)	no load factor laid down
I ₂	4 186	GJ (i.e	1 163 000	KWh)	200 days
I ₃₋₁	41 860	GJ (i.e	11.63	GWh)	200 days 1 600 hours
I ₃₋₂	41 860	GJ (i.e	11.63	GWh)	250 days 4 000 hours
I ₄₋₁	418 600	GJ (i.e	116.30	GWh)	250 days 4 000 hours
I ₄₋₂	418 600	GJ (i.e	116.30	GWh)	330 days 8 000 hours
I ₅	4 186 000	GJ (i.e	1163.00	GWh)	330 days 8 000 hours

Prices for the standard consumers are given in national currencies, PPS (purchasing power standard, annual estimated value, as at 3 March for 1997) and in ECU (average value for January 1997).

Conversion table in PPS and ECU


1 PPS =

B (BFR) 39.40	E (PTA) 136.94	L (LFR) 42.58	FIN (FMK) 6.56
DK (DKR) 9.25	F (FF) 6.98	NL (HFL) 2.24	S (SKR) 10.81
D (DM) 2.19	IRL (IRL) 0.68	A (ÖS) 14.74	UK (UKL) 0.70
GR (DR) 251.61	I (LIT) 1741.21	P (ESC) 133.84	N (NKR) 9.89

1 ECU =


B (BFR) 40.19	E (PTA) 163.69	L (LFR) 40.19	FIN (FMK) 5.80
DK (DKR) 7.44	F (FF) 6.58	NL (HFL) 2.19	S (SKR) 8.58
D (DM) 1.95	IRL (IRL) 0.74	A (ÖS) 13.72	UK (UKL) 0.73
GR (DR) 305.52	I (LIT) 1904.88	P (ESC) 194.91	N (NKR) 7.84

PRIX DU GAZ NATUREL POUR USAGES INDUSTRIELS


JANUAR 01 JANUARY 1997 JANVIER	NATIONALE WAEHRUNG NATIONAL CURRENCY / GJ MONNAIE NATIONALE			KKS	PPS	SPA / GJ	ECUS / GJ			
	VERBRAUCHER-TYPEN STANDARD CONSUMERS CONSUMMATEURS TYPE	STEUERN INBEGR. WITH TAXES COMPRISES	OHNE MWST. VAT EXCL. HORS TVA				OHNE STEUERN TAXES EXCL. HORS TAXES	STEUERN INBEGR. WITH TAXES COMPRISES	OHNE MWST. VAT EXCL. HORS TVA	
BELGIQUE (BFR)										
NATIONAL CNE 0 P 0.9										
I1	311.9	257.8	244.1	7.92	6.54	6.20	7.76	6.41	6.07	
I2	232.3	192.0	192.0	5.90	4.87	4.87	5.78	4.78	4.78	
I3-1	181.6	150.1	150.1	4.61	3.81	3.81	4.52	3.73	3.73	
I3-2	144.1	119.1	119.1	3.66	3.02	3.02	3.59	2.96	2.96	
I4-1	144.1	119.1	119.1	3.66	3.02	3.02	3.59	2.96	2.96	
I4-2	131.6	108.8	108.8	3.34	2.76	2.76	3.27	2.71	2.71	
I5
NATIONAL CNE 0.5 P 1										
I1	311.9	257.8	244.1	7.92	6.54	6.20	7.76	6.41	6.07	
I2	232.3	192.0	192.0	5.90	4.87	4.87	5.78	4.78	4.78	
I3-1	196.5	162.4	162.4	4.99	4.12	4.12	4.89	4.04	4.04	
I3-2	159.0	131.4	131.4	4.04	3.33	3.33	3.96	3.27	3.27	
I4-1	159.0	131.4	131.4	4.04	3.33	3.33	3.96	3.27	3.27	
I4-2	146.5	121.1	121.1	3.72	3.07	3.07	3.64	3.01	3.01	
I5
NATIONAL CNE 1.0 P 1 (1)										
I1	311.9	257.8	244.1	7.92	6.54	6.20	7.76	6.41	6.07	
I2	232.3	192.0	192.0	5.90	4.87	4.87	5.78	4.78	4.78	
I3-1	202.3	167.2	167.2	5.13	4.24	4.24	5.03	4.16	4.16	
I3-2	164.8	136.2	136.2	4.18	3.46	3.46	4.10	3.39	3.39	
I4-1	164.8	136.2	136.2	4.18	3.46	3.46	4.10	3.39	3.39	
I4-2	152.2	125.8	125.8	3.86	3.19	3.19	3.79	3.13	3.13	
I5
NATIONAL CNE 1 P 1.1										
I1	311.9	257.8	244.1	7.92	6.54	6.20	7.76	6.41	6.07	
I2	232.3	192.0	192.0	5.90	4.87	4.87	5.78	4.78	4.78	
I3-1	212.6	175.7	175.7	5.40	4.46	4.46	5.29	4.37	4.37	
I3-2	175.1	144.7	144.7	4.44	3.67	3.67	4.36	3.60	3.60	
I4-1	175.1	144.7	144.7	4.44	3.67	3.67	4.36	3.60	3.60	
I4-2	162.6	134.4	134.4	4.13	3.41	3.41	4.05	3.34	3.34	
I5
DANMARK (DKR)										
NATIONAL										
I1	64.60	51.70	48.70	6.98	5.59	5.26	8.69	6.95	6.55	
I2	61.50	49.20	46.30	6.65	5.32	5.00	8.27	6.62	6.23	
I3-1	34.60	27.70	24.80	3.74	2.99	2.68	4.65	3.73	3.34	
I3-2	34.60	27.70	24.80	3.74	2.99	2.68	4.65	3.73	3.34	
I4-1	28.30	22.70	19.70	3.06	2.45	2.13	3.81	3.05	2.65	
I4-2	28.30	22.70	19.70	3.06	2.45	2.13	3.81	3.05	2.65	
I5
DEUTSCHLAND (DM)										
DUESSELDORF										
I1	16.68	14.50	13.50	7.63	6.63	6.17	8.56	7.44	6.92	
I2	11.85	10.31	9.31	5.42	4.71	4.26	6.08	5.29	4.78	
I3-1	11.66	10.14	9.14	5.33	4.64	4.18	5.98	5.20	4.69	
I3-2	11.21	9.75	8.75	5.13	4.46	4.00	5.75	5.00	4.49	
I4-1	9.84	8.56	7.56	4.50	3.91	3.46	5.05	4.39	3.88	
I4-2	8.82	7.67	6.67	4.03	3.51	3.05	4.52	3.93	3.42	
I5	6.52	5.67	4.67	2.98	2.59	2.14	3.34	2.91	2.40	

(1) VERWENDET FUER GEMEINSCHAFTLICHE VERGLEICHE / TAKEN FOR COMMUNITY COMPARISON /
UTILISE POUR COMPARAISON COMMUNAUTAIRE

PRIX DU GAZ NATUREL POUR USAGES INDUSTRIELS


JANUAR 01 JANUARY 1997 JANVIER	NATIONALE WAEHRUNG NATIONAL CURRENCY / GJ MONNAIE NATIONALE			KKS	PPS	SPA / GJ	ECUS / GJ			
	VERBRAUCHER-TYPEN STANDARD CONSUMERS CONSUMMATEURS TYPE	STEUERN INBEGR. WITH TAXES COMPRISES	OHNE MWST. VAT EXCL. HORS TVA				OHNE STEUERN TAXES EXCL. HORS TAXES	STEUERN INBEGR. WITH TAXES COMPRISES	OHNE MWST. VAT EXCL. HORS TVA	
	DEUTSCHLAND (DM)						HAMBURG			
I1	13.10	11.39	10.39	5.99	5.21	4.75	6.72	5.84	5.33	
I2	13.00	11.31	10.31	5.94	5.17	4.71	6.67	5.80	5.29	
I3-1	11.85	10.31	9.31	5.42	4.71	4.26	6.08	5.29	4.78	
I3-2	10.80	9.39	8.39	4.94	4.29	3.84	5.54	4.82	4.30	
I4-1	9.93	8.64	7.64	4.54	3.95	3.49	5.09	4.43	3.92	
I4-2	
I5	
	HANNOVER						DORTMUND			
I1	16.29	14.17	13.17	7.45	6.48	6.02	8.36	7.27	6.76	
I2	12.62	10.97	9.97	5.77	5.02	4.56	6.47	5.63	5.11	
I3-1	11.15	9.69	8.69	5.10	4.43	3.97	5.72	4.97	4.46	
I3-2	11.05	9.61	8.61	5.05	4.39	3.94	5.67	4.93	4.42	
I4-1	10.77	9.36	8.36	4.92	4.28	3.82	5.52	4.80	4.29	
I4-2	
I5	
	FRANKFURT/M						STUTT GART			
I1	13.80	12.00	11.00	6.31	5.49	5.03	7.08	6.16	5.64	
I2	12.97	11.28	10.28	5.93	5.16	4.70	6.65	5.79	5.27	
I3-1	11.98	10.42	9.42	5.48	4.76	4.31	6.14	5.34	4.83	
I3-2	11.60	10.08	9.08	5.30	4.61	4.15	5.95	5.17	4.66	
I4-1	11.21	9.75	8.75	5.13	4.46	4.00	5.75	5.00	4.49	
I4-2	10.86	9.44	8.44	4.97	4.32	3.86	5.57	4.84	4.33	
I5	
	MUNCHEN						STUTT GART			
I1	15.37	13.36	12.36	7.03	6.11	5.65	7.88	6.85	6.34	
I2	14.98	13.03	12.03	6.85	5.96	5.50	7.68	6.68	6.17	
I3-1	14.34	12.47	11.47	6.56	5.70	5.24	7.36	6.40	5.88	
I3-2	11.98	10.42	9.42	5.48	4.76	4.31	6.14	5.34	4.83	
I4-1	11.44	9.94	8.94	5.23	4.55	4.09	5.87	5.10	4.59	
I4-2	10.77	9.36	8.36	4.92	4.28	3.82	5.52	4.80	4.29	
I5	7.28	6.33	5.33	3.33	2.89	2.44	3.73	3.25	2.73	

PRIX DU GAZ NATUREL POUR USAGES INDUSTRIELS


JANUAR 01 JANUARY 1997 JANVIER	NATIONALE WAERHUNG NATIONAL CURRENCY / GJ MONNAIE NATIONALE			KKS	PPS	SPA / GJ	ECUS / GJ			
	VERBRAUCHER-TYPEN STANDARD CONSUMERS CONSUMMATEURS TYPE	STEUERN INBEGR. WITH TAXES COMPRISES	OHNE MWST. VAT EXCL. HORS TVA							
DEUTSCHLAND (DM)										
						WESER-EMS				
I1	12.71	11.06	10.06	5.81	5.06	4.60	6.52	5.67	5.16	
I2	11.53	10.03	9.03	5.27	4.59	4.13	5.91	5.14	4.63	
I3-1	9.90	8.61	7.61	4.53	3.94	3.48	5.08	4.42	3.90	
I3-2	9.90	8.61	7.61	4.53	3.94	3.48	5.08	4.42	3.90	
I4-1	8.66	7.53	6.53	3.96	3.44	2.99	4.44	3.86	3.35	
I4-2	8.66	7.53	6.53	3.96	3.44	2.99	4.44	3.86	3.35	
I5	
DRESDEN										
I1	16.90	14.69	13.69	7.73	6.72	6.26	8.67	7.53	7.02	
I2	13.35	11.61	10.61	6.10	5.31	4.85	6.85	5.96	5.44	
I3-1	11.76	10.22	9.22	5.38	4.67	4.22	6.03	5.24	4.73	
I3-2	11.66	10.14	9.14	5.33	4.64	4.18	5.98	5.20	4.69	
I4-1	10.19	8.86	7.86	4.66	4.05	3.59	5.23	4.54	4.03	
I4-2	
I5	
BERLIN										
I1	16.00	13.92	12.92	7.32	6.36	5.91	8.21	7.14	6.63	
I2	14.44	12.56	11.56	6.60	5.74	5.29	7.41	6.44	5.93	
I3-1	13.74	11.94	10.94	6.28	5.46	5.00	7.05	6.12	5.61	
I3-2	13.74	11.94	10.94	6.28	5.46	5.00	7.05	6.12	5.61	
I4-1	12.23	10.64	9.64	5.59	4.87	4.41	6.27	5.46	4.94	
I4-2	12.23	10.64	9.64	5.59	4.87	4.41	6.27	5.46	4.94	
I5	
ESPANA (PTA)										
						MADRID (1)				
I1	1670.20	1439.80	1439.80	12.19	10.51	10.51	10.20	8.80	8.80	
I2	1032.70	890.30	890.30	7.54	6.50	6.50	6.31	5.44	5.44	
I3-1	709.10	611.30	611.30	5.18	4.46	4.46	4.33	3.74	3.74	
I3-2	683.40	589.10	589.10	4.99	4.30	4.30	4.18	3.60	3.60	
I4-1	672.10	579.40	579.40	4.91	4.23	4.23	4.11	3.54	3.54	
I4-2	647.10	557.80	557.80	4.72	4.07	4.07	3.95	3.41	3.41	
I5	641.70	553.20	553.20	4.68	4.04	4.04	3.92	3.38	3.38	
FRANCE (FF)										
						PARIS				
I1	47.83	39.66	39.66	6.86	5.68	5.68	7.27	6.03	6.03	
I2	40.22	33.35	33.35	5.76	4.78	4.78	6.11	5.07	5.07	
I3-1	29.21	24.22	23.00	4.19	3.47	3.30	4.44	3.68	3.50	
I3-2	27.46	22.77	21.56	3.94	3.26	3.09	4.17	3.46	3.28	
I4-1	25.13	20.84	18.85	3.60	2.99	2.70	3.82	3.17	2.86	
I4-2	24.51	20.32	18.34	3.51	2.91	2.63	3.73	3.09	2.79	
I5	
LILLE										
I1	47.83	39.66	39.66	6.86	5.68	5.68	7.27	6.03	6.03	
I2	40.22	33.35	33.35	5.76	4.78	4.78	6.11	5.07	5.07	
I3-1	29.21	24.22	23.00	4.19	3.47	3.30	4.44	3.68	3.50	
I3-2	27.46	22.77	21.56	3.94	3.26	3.09	4.17	3.46	3.28	
I4-1	25.01	20.74	18.75	3.58	2.97	2.69	3.80	3.15	2.85	
I4-2	24.38	20.21	18.23	3.49	2.90	2.61	3.71	3.07	2.77	
I5	

(1) GUELTIGE PREISE FUR DIE ANDEREN STELLEN / PRICES VALID FOR THE OTHER LOCATIONS /
PRIX VALABLES POUR LES AUTRES PLACES


PRIX DU GAZ NATUREL POUR USAGES INDUSTRIELS

JANUAR 01 JANUARY 1997 JANVIER	NATIONALE WAEHRUNG NATIONAL CURRENCY / GJ MONNAIE NATIONALE			KKS	PPS	SPA / GJ	ECUS / GJ			
	VERBRAUCHER-TYPEN STANDARD CONSUMERS CONSOMMATEURS TYPE	STEUERN INBEGR. WITH TAXES COMPRISES	OHNE MWST. EXCL. HORS TVA				OHNE STEUERN EXCL. HORS TAXES	STEUERN INBEGR. WITH TAXES COMPRISES	OHNE MWST. EXCL. HORS TVA	
	FRANCE (FF)			STRASBOURG						
I1	54.54	45.22	45.22	7.82	6.48	6.48	8.29	6.87	6.87	
I2	47.10	39.06	39.06	6.75	5.60	5.60	7.16	5.94	5.94	
I3-1	33.46	27.75	26.46	4.80	3.98	3.79	5.09	4.22	4.02	
I3-2	31.98	26.51	25.22	4.58	3.80	3.61	4.86	4.03	3.83	
I4-1	
I4-2	
I5	
	FRANCE (FF)			LYON						
I1	47.83	39.66	39.66	6.86	5.68	5.68	7.27	6.03	6.03	
I2	40.22	33.35	33.35	5.76	4.78	4.78	6.11	5.07	5.07	
I3-1	29.21	24.22	23.00	4.19	3.47	3.30	4.44	3.68	3.50	
I3-2	27.46	22.77	21.56	3.94	3.26	3.09	4.17	3.46	3.28	
I4-1	25.03	20.75	18.77	3.59	2.97	2.69	3.80	3.15	2.85	
I4-2	24.29	20.14	18.15	3.48	2.89	2.60	3.69	3.06	2.76	
I5	
	FRANCE (FF)			MARSEILLE						
I1	47.83	39.66	39.66	6.86	5.68	5.68	7.27	6.03	6.03	
I2	40.22	33.35	33.35	5.76	4.78	4.78	6.11	5.07	5.07	
I3-1	29.21	24.22	23.00	4.19	3.47	3.30	4.44	3.68	3.50	
I3-2	27.46	22.77	21.56	3.94	3.26	3.09	4.17	3.46	3.28	
I4-1	25.08	20.80	18.81	3.59	2.98	2.70	3.81	3.16	2.86	
I4-2	24.45	20.27	18.28	3.50	2.91	2.62	3.72	3.08	2.78	
I5	
	FRANCE (FF)			TOULOUSE						
I1	47.83	39.66	39.66	6.86	5.68	5.68	7.27	6.03	6.03	
I2	40.22	33.35	33.35	5.76	4.78	4.78	6.11	5.07	5.07	
I3-1	29.21	24.22	23.00	4.19	3.47	3.30	4.44	3.68	3.50	
I3-2	27.46	22.77	21.56	3.94	3.26	3.09	4.17	3.46	3.28	
I4-1	24.53	20.34	18.35	3.52	2.92	2.63	3.73	3.09	2.79	
I4-2	23.87	19.79	17.80	3.42	2.84	2.55	3.63	3.01	2.71	
I5	
	IRELAND (IRL)			DUBLIN						
I1	6.18	5.49	5.49	9.14	8.12	8.12	8.30	7.37	7.37	
I2	5.01	4.46	4.46	7.41	6.60	6.60	6.73	5.99	5.99	
I3-1	3.21	2.85	2.85	4.75	4.22	4.22	4.31	3.83	3.83	
I3-2	3.21	2.85	2.85	4.75	4.22	4.22	4.31	3.83	3.83	
I4-1	
I4-2	
I5	
	ITALIA (LIT)			MILANO						
I1	19357	16266	15487	11.03	9.27	8.83	10.07	8.46	8.05	
I2	14817	12451	11672	8.45	7.10	6.65	7.70	6.47	6.07	
I3-1	10133	9212	8424	5.78	5.25	4.80	5.27	4.79	4.38	
I3-2	9777	8888	8101	5.57	5.07	4.62	5.08	4.62	4.21	
I4-1	8670	7881	7094	4.94	4.49	4.04	4.51	4.10	3.69	
I4-2	8279	7526	6739	4.72	4.29	3.84	4.31	3.91	3.50	
I5	


PRIX DU GAZ NATUREL POUR USAGES INDUSTRIELS

JANUAR 01 JANUARY 1997 JANVIER	NATIONALE WAEHRUNG NATIONAL CURRENCY / GJ MONNAIE NATIONALE			KKS	PPS	SPA / GJ	ECUS / GJ			
	VERBRAUCHER-TYPEN STANDARD CONSUMERS CONSUMMATEURS TYPE	STEUERN INBEGR. WITH TAXES COMPRISES	OHNE MWST. VAT EXCL. HORS TVA				OHNE STEUERN TAXES EXCL. HORS TAXES	STEUERN INBEGR. WITH TAXES COMPRISES	OHNE MWST. VAT EXCL. HORS TVA	
ITALIA (LIT)										
	TORINO									
I1	18111	15219	14439	10.32	8.67	8.23	9.42	7.91	7.51	
I2	14820	12454	11675	8.45	7.10	6.65	7.71	6.48	6.07	
I3-1	10133	9212	8424	5.78	5.25	4.80	5.27	4.79	4.38	
I3-2	9777	8888	8101	5.57	5.07	4.62	5.08	4.62	4.21	
I4-1	8670	7881	7094	4.94	4.49	4.04	4.51	4.10	3.69	
I4-2	8279	7526	6739	4.72	4.29	3.84	4.31	3.91	3.50	
I5
GENOVA										
I1	19064	16020	15241	10.87	9.13	8.69	9.91	8.33	7.93	
I2	14811	12446	11667	8.44	7.09	6.65	7.70	6.47	6.07	
I3-1	10133	9212	8424	5.78	5.25	4.80	5.27	4.79	4.38	
I3-2	9777	8888	8101	5.57	5.07	4.62	5.08	4.62	4.21	
I4-1	8670	7881	7094	4.94	4.49	4.04	4.51	4.10	3.69	
I4-2	8279	7526	6739	4.72	4.29	3.84	4.31	3.91	3.50	
I5
ROMA										
I1	22424	18844	18064	12.78	10.74	10.30	11.66	9.80	9.39	
I2	14820	12454	11675	8.45	7.10	6.65	7.71	6.48	6.07	
I3-1	10133	9212	8424	5.78	5.25	4.80	5.27	4.79	4.38	
I3-2	9777	8888	8101	5.57	5.07	4.62	5.08	4.62	4.21	
I4-1	8670	7881	7094	4.94	4.49	4.04	4.51	4.10	3.69	
I4-2	8279	7526	6739	4.72	4.29	3.84	4.31	3.91	3.50	
I5
NAPOLI										
I1	24462	20556	19767	13.94	11.72	11.27	12.72	10.69	10.28	
I2	14821	12455	11675	8.45	7.10	6.65	7.71	6.48	6.07	
I3-1	10133	9212	8424	5.78	5.25	4.80	5.27	4.79	4.38	
I3-2	9777	8888	8101	5.57	5.07	4.62	5.08	4.62	4.21	
I4-1	8670	7881	7094	4.94	4.49	4.04	4.51	4.10	3.69	
I4-2	8279	7526	6739	4.72	4.29	3.84	4.31	3.91	3.50	
I5
LUXEMBOURG (LFR)										
	LUXEMBOURG-VILLE									
I1	237.61	224.16	224.16	5.58	5.27	5.27	5.91	5.58	5.58	
I2	217.57	205.25	205.25	5.11	4.82	4.82	5.41	5.11	5.11	
I3-1	213.50	201.42	201.42	5.02	4.73	4.73	5.31	5.01	5.01	
I3-2	209.23	197.39	197.39	4.91	4.64	4.64	5.21	4.91	4.91	
I4-1	208.55	196.75	196.75	4.90	4.62	4.62	5.19	4.90	4.90	
I4-2	208.55	196.75	196.75	4.90	4.62	4.62	5.19	4.90	4.90	
I5
NEDERLAND (HFL)										
	ROTTERDAM									
I1	17.21	14.65	12.34	7.68	6.54	5.51	7.86	6.69	5.64	
I2	17.00	14.47	12.05	7.59	6.46	5.38	7.76	6.61	5.50	
I3-1	10.59	9.01	8.14	4.73	4.02	3.63	4.84	4.12	3.72	
I3-2	10.59	9.01	8.14	4.73	4.02	3.63	4.84	4.12	3.72	
I4-1	8.51	7.24	6.64	3.80	3.23	2.96	3.89	3.31	3.03	
I4-2	8.51	7.24	6.64	3.80	3.23	2.96	3.89	3.31	3.03	
I5	7.26	6.18	5.76	3.24	2.76	2.57	3.32	2.82	2.63	

PRIX DU GAZ NATUREL POUR USAGES INDUSTRIELS

JANUAR 01 JANUARY 1997 JANVIER	NATIONALE WAEHRUNG NATIONAL CURRENCY / GJ MONNAIE NATIONALE			KKS	PPS	SPA / GJ	ECUS / GJ			
	VERBRAUCHER-TYPEN STANDARD CONSUMERS CONSOMMATEURS TYPE	STEUERN INBEGR. WITH TAXES COMPRISES	OHNE MWST. VAT EXCL. HORS TVA							
	OESTERREICH (OS)			WIEN						
I1	149.88	124.90	109.97	10.17	8.47	7.46	10.93	9.11	8.02	
I2	149.88	124.90	109.97	10.17	8.47	7.46	10.93	9.11	8.02	
I3-1	93.43	77.86	62.93	6.34	5.28	4.27	6.81	5.68	4.59	
I3-2	
I4-1	81.01	67.51	52.58	5.49	4.58	3.57	5.91	4.92	3.83	
I4-2	
I5	
	SUOMI/FINLAND (FMK)			NATIONAL						
I1	
I2	42.95	35.21	33.21	6.55	5.37	5.06	7.40	6.07	5.72	
I3-1	30.45	24.96	23.06	4.64	3.81	3.52	5.25	4.30	3.98	
I3-2	28.79	23.59	21.69	4.39	3.60	3.31	4.96	4.07	3.74	
I4-1	27.60	22.62	20.72	4.21	3.45	3.16	4.76	3.90	3.57	
I4-2	23.43	19.21	17.31	3.57	2.93	2.64	4.04	3.31	2.98	
I5	21.67	17.76	15.86	3.30	2.71	2.42	3.74	3.06	2.73	
	SVERIGE (SKR)			MALMO						
I1	77.25	61.80	57.20	7.15	5.72	5.29	9.00	7.20	6.67	
I2	63.25	50.60	46.00	5.85	4.68	4.26	7.37	5.90	5.36	
I3-1	57.63	46.10	41.70	5.33	4.27	3.86	6.72	5.37	4.86	
I3-2	
I4-1	
I4-2	
I5	
	UNITED KINGDOM (UKL)			LONDON						
I1	3.26	2.77	2.77	4.66	3.97	3.97	4.45	3.79	3.79	
I2	2.85	2.43	2.43	4.08	3.47	3.47	3.90	3.32	3.32	
I3-1	2.41	2.06	2.06	3.45	2.94	2.94	3.30	2.81	2.81	
I3-2	2.14	1.82	1.82	3.06	2.61	2.61	2.92	2.49	2.49	
I4-1	2.09	1.78	1.78	2.99	2.55	2.55	2.86	2.43	2.43	
I4-2	
I5	1.95	1.66	1.66	2.79	2.37	2.37	2.66	2.27	2.27	
				LEEDS						
I1	3.24	2.76	2.76	4.64	3.95	3.95	4.43	3.77	3.77	
I2	2.87	2.44	2.44	4.10	3.49	3.49	3.91	3.33	3.33	
I3-1	2.43	2.07	2.07	3.47	2.95	2.95	3.31	2.82	2.82	
I3-2	2.39	2.04	2.04	3.42	2.91	2.91	3.27	2.78	2.78	
I4-1	2.17	1.85	1.85	3.11	2.65	2.65	2.97	2.53	2.53	
I4-2	
I5	
				BIRMINGHAM						
I1	3.35	2.85	2.85	4.80	4.08	4.08	4.58	3.89	3.89	
I2	3.00	2.55	2.55	4.29	3.65	3.65	4.10	3.48	3.48	
I3-1	2.47	2.10	2.10	3.53	3.00	3.00	3.37	2.87	2.87	
I3-2	2.13	1.81	1.81	3.05	2.59	2.59	2.91	2.47	2.47	
I4-1	2.11	1.80	1.80	3.02	2.57	2.57	2.88	2.45	2.45	
I4-2	
I5	1.95	1.66	1.66	2.79	2.38	2.38	2.67	2.27	2.27	

PRIX DU GAZ D'USINE POUR USAGES INDUSTRIELS

JANUAR 01 JANUARY 1997 JANVIER	NATIONALE WAHRUNG NATIONAL CURRENCY / GJ MONNAIE NATIONALE			KKS	PPS	SPA / GJ	ECUS / GJ			
	VERBRAUCHER-TYPEN STANDARD CONSUMERS CONSOMMATEURS TYPE	STEUERN INBEGR. WITH TAXES COMPRISES	OHNE MWST. VAT EXCL. HORS TVA							
	DANMARK (DKR)			KOBENHAVN						
I1	149.88	119.90	114.13	16.20	12.96	12.34	20.16	16.13	15.35	
I2	136.54	109.23	103.46	14.76	11.81	11.18	18.36	14.69	13.91	
I3-1	
I3-2	
I4-1	
I4-2	
I5	
	PORTUGAL (ESC)			LISBOA						
I1	3109.00	2961.00	2961.00	23.22	22.12	22.12	15.95	15.19	15.19	
I2	3109.00	2961.00	2961.00	23.22	22.12	22.12	15.95	15.19	15.19	
I3-1	1301.00	1239.00	1239.00	9.72	9.26	9.26	6.67	6.36	6.36	
I3-2	1301.00	1239.00	1239.00	9.72	9.26	9.26	6.67	6.36	6.36	
I4-1	
I4-2	
I5	

B BRUXELLES (CNE1P1.0) E MADRID
 DK DANMARK NATIONAL F PARIS
 D NATIONAL IRL DUBLIN
 GR - I MILANO

L LUXEMBOURG FIN FINLAND NATIONAL
 NL ROTTERDAM S SVERIGE
 A ÖSTERREICH UK LONDON
 P - N NORGE

▨ MWST/VAT/TVA
 ■ ANDERE STEUERN/OTHER TAXES /AUTRES TAXES
 ▨ OHNE STEUERN/TAXES EXCL./HORS TAXES

