



STATISTICS IN FOCUS

Energy and industry



1997 30

ISSN 1024-4328

Gas prices for EU industry on 1 July 1997: upward trend


These comments are based on prices collected within the framework of Council Directive 90/377/EEC expressed in national currency. For the comparative tables and the graphics, prices in ECU and purchasing power standards (PPS) have been used.

A study of the variations in deflated VAT-excluded gas prices from 1 January 1997 to 1 July 1997 reveals that in most locations¹, price rises took place which affected mainly I₁², I₂, I₃ standard consumers categories.

The biggest rises affected in Germany prices for I₂, I₃, I₄ and I₅ in Berlin (between +8.4% and +10.5%), those of Frankfurt (between +8% and +10.5%), those of I₃ and I₄ in Hamburg (between +8% and +11%) as well as those of I₁ in Sweden (+9.6%).

The biggest drops were recorded in Finland (between -12% for I₂ and -18% for I₄₋₁), and Madrid in Spain (between -7.3% for I₁ and -12.7% for I₅).

Variation in deflated VAT-excluded prices in national currency
(number of locations)

	I ₁	I ₂	I ₃₋₁	I ₃₋₂	I ₄₋₁	I ₄₋₂	I ₅
Upward trend	20	24	21	19	16	12	2
Downward trend	11	8	11	11	13	11	7

1 The collection locations are listed above and to the right of the price tables.

2 See table below for standard consumers definition.

Manuscript completed on = 28.11.1997

For further information please contact: Secrétariat Energie
Eurostat, L-2920 Luxembourg, tel. 4301-32040

Fax: 4301-34771

Price (excl. VAT) in Luxembourg: Subscription 'Statistics in focus' of all themes: ECU 310
Subscription 'Statistics in focus' of Theme 4 'Energy and industry': ECU 85
Single copy: ECU 6

Catalogue number: CA-NL-97-030-EN-C

Natural gas prices for industry

1 July 1997

	National currency			PPS			ECUS		
	With taxes	VAT excl.	Taxes excl.	With taxes	VAT excl.	Taxes excl.	With taxes	VAT excl.	Taxes excl.
BELGIUM									
National CNE 0 P 0.9	BEF								
l ₁	323.4	267.3	253.6	8.21	6.78	6.44	7.92	6.54	6.21
l ₂	243.7	201.4	201.4	6.19	5.11	5.11	5.97	4.93	4.93
l ₃₋₁	193.1	159.6	159.6	4.90	4.05	4.05	4.73	3.91	3.91
l ₃₋₂	155.4	128.4	128.4	3.94	3.26	3.26	3.80	3.14	3.14
l ₄₋₁	155.4	128.4	128.4	3.94	3.26	3.26	3.80	3.14	3.14
l ₄₋₂	142.8	118.0	118.0	3.62	2.99	2.99	3.50	2.89	2.89
l ₅	:	:	:	:	:	:	:	:	:
National CNE 0.5 P 1									
l ₁	323.4	267.3	253.6	8.21	6.78	6.44	7.92	6.54	6.21
l ₂	243.7	201.4	201.4	6.19	5.11	5.11	5.97	4.93	4.93
l ₃₋₁	208.0	171.9	171.9	5.28	4.36	4.36	5.09	4.21	4.21
l ₃₋₂	170.4	140.8	140.8	4.32	3.57	3.57	4.17	3.45	3.45
l ₄₋₁	170.4	140.8	140.8	4.32	3.57	3.57	4.17	3.45	3.45
l ₄₋₂	157.8	130.4	130.4	4.01	3.31	3.31	3.86	3.19	3.19
l ₅	:	:	:	:	:	:	:	:	:
National CNE 1.0 P 1¹									
l ₁	323.4	267.3	253.6	8.21	6.78	6.44	7.92	6.54	6.21
l ₂	243.7	201.4	201.4	6.19	5.11	5.11	5.97	4.93	4.93
l ₃₋₁	213.8	176.7	176.7	5.43	4.48	4.48	5.23	4.33	4.33
l ₃₋₂	176.1	145.5	145.5	4.47	3.69	3.69	4.31	3.56	3.56
l ₄₋₁	176.1	145.5	145.5	4.47	3.69	3.69	4.31	3.56	3.56
l ₄₋₂	163.5	135.1	135.1	4.15	3.43	3.43	4.00	3.31	3.31
l ₅	:	:	:	:	:	:	:	:	:
National CNE 1 P 1.1									
l ₁	323.4	267.3	253.6	8.21	6.78	6.44	7.92	6.54	6.21
l ₂	243.7	201.4	201.4	6.19	5.11	5.11	5.97	4.93	4.93
l ₃₋₁	224.2	185.3	185.3	5.69	4.70	4.70	5.49	4.54	4.54
l ₃₋₂	186.5	154.1	154.1	4.73	3.91	3.91	4.57	3.77	3.77
l ₄₋₁	186.5	154.1	154.1	4.73	3.91	3.91	4.57	3.77	3.77
l ₄₋₂	173.9	143.7	143.7	4.41	3.65	3.65	4.26	3.52	3.52
l ₅	:	:	:	:	:	:	:	:	:
DENMARK									
National	DKK								
l ₁	60.10	48.10	45.10	6.50	5.20	4.87	7.97	6.38	5.98
l ₂	57.20	45.70	42.70	6.18	4.94	4.62	7.59	6.06	5.67
l ₃₋₁	36.80	29.50	26.50	3.98	3.19	2.86	4.88	3.91	3.52
l ₃₋₂	36.80	29.50	26.50	3.98	3.19	2.86	4.88	3.91	3.52
l ₄₋₁	31.00	24.80	21.80	3.35	2.68	2.36	4.11	3.29	2.89
l ₄₋₂	31.00	24.80	21.80	3.35	2.68	2.36	4.11	3.29	2.89
l ₅	:	:	:	:	:	:	:	:	:
GERMANY									
Düsseldorf	DEM								
l ₁	16.68	14.50	13.50	7.63	6.63	6.17	8.43	7.33	6.82
l ₂	12.27	10.67	9.67	5.61	4.88	4.42	6.20	5.39	4.89
l ₃₋₁	12.08	10.50	9.50	5.52	4.80	4.34	6.10	5.31	4.80
l ₃₋₂	11.63	10.11	9.11	5.32	4.62	4.17	5.88	5.11	4.60
l ₄₋₁	10.29	8.94	7.94	4.71	4.09	3.63	5.20	4.52	4.01
l ₄₋₂	9.26	8.06	7.06	4.23	3.69	3.23	4.68	4.07	3.57
l ₅	6.26	5.44	4.44	2.86	2.49	2.03	3.16	2.75	2.24

¹ Taken for community comparison

Natural gas prices for industry

1 July 1997

	National currency			PPS			ECUS		
	With taxes	VAT excl.	Taxes excl.	With taxes	VAT excl.	Taxes excl.	With taxes	VAT excl.	Taxes excl.
GERMANY	DEM								
Hamburg									
₁	13.67	11.89	10.89	6.25	5.44	4.98	6.91	6.01	5.50
₂	13.58	11.81	10.81	6.21	5.40	4.94	6.86	5.97	5.46
₃₋₁	12.97	11.28	10.28	5.93	5.16	4.70	6.55	5.70	5.20
₃₋₂	11.95	10.39	9.39	5.46	4.75	4.29	6.04	5.25	4.75
₄₋₁	11.18	9.72	8.72	5.11	4.44	3.99	5.65	4.91	4.41
₄₋₂	:	:	:	:	:	:	:	:	:
₅	:	:	:	:	:	:	:	:	:
Hanover									
₁	16.29	14.17	13.17	7.45	6.48	6.02	8.23	7.16	6.66
₂	13.42	11.67	10.67	6.14	5.34	4.88	6.78	5.90	5.39
₃₋₁	11.82	10.28	9.28	5.40	4.70	4.24	5.97	5.20	4.69
₃₋₂	11.69	10.17	9.17	5.35	4.65	4.19	5.91	5.14	4.63
₄₋₁	11.24	9.78	8.78	5.14	4.47	4.01	5.68	4.94	4.44
₄₋₂	:	:	:	:	:	:	:	:	:
₅	:	:	:	:	:	:	:	:	:
Dortmund									
₁	13.64	11.86	10.86	6.24	5.42	4.97	6.89	5.99	5.49
₂	12.43	10.81	9.81	5.68	4.94	4.49	6.28	5.46	4.96
₃₋₁	12.11	10.53	9.53	5.54	4.81	4.36	6.12	5.32	4.82
₃₋₂	11.72	10.19	9.19	5.36	4.66	4.20	5.92	5.15	4.64
₄₋₁	11.08	9.64	8.64	5.07	4.41	3.95	5.60	4.87	4.37
₄₋₂	10.73	9.33	8.33	4.91	4.27	3.81	5.42	4.71	4.21
₅	6.36	5.53	4.53	2.91	2.53	2.07	3.21	2.79	2.29
Frankfurt/M									
₁	15.17	13.19	12.19	6.94	6.03	5.57	7.67	6.67	6.16
₂	14.34	12.47	11.47	6.56	5.70	5.24	7.25	6.30	5.80
₃₋₁	13.29	11.56	10.56	6.08	5.29	4.83	6.72	5.84	5.34
₃₋₂	12.91	11.22	10.22	5.90	5.13	4.67	6.52	5.67	5.16
₄₋₁	12.52	10.89	9.89	5.72	4.98	4.52	6.33	5.50	5.00
₄₋₂	12.17	10.58	9.58	5.56	4.84	4.38	6.15	5.35	4.84
₅	:	:	:	:	:	:	:	:	:
Stuttgart									
₁	16.16	14.06	13.06	7.39	6.43	5.97	8.17	7.11	6.60
₂	15.24	13.25	12.25	6.97	6.06	5.60	7.70	6.70	6.19
₃₋₁	14.53	12.64	11.64	6.64	5.78	5.32	7.34	6.39	5.88
₃₋₂	12.94	11.25	10.25	5.92	5.14	4.69	6.54	5.69	5.18
₄₋₁	12.20	10.61	9.61	5.58	4.85	4.39	6.17	5.36	4.86
₄₋₂	11.60	10.08	9.08	5.30	4.61	4.15	5.86	5.09	4.59
₅	:	:	:	:	:	:	:	:	:
Munich									
₁	15.97	13.89	12.89	7.30	6.35	5.89	8.07	7.02	6.51
₂	15.75	13.69	12.69	7.20	6.26	5.80	7.96	6.92	6.41
₃₋₁	14.92	12.97	11.97	6.82	5.93	5.47	7.54	6.55	6.05
₃₋₂	12.78	11.11	10.11	5.84	5.08	4.62	6.46	5.61	5.11
₄₋₁	11.92	10.36	9.36	5.45	4.74	4.28	6.02	5.24	4.73
₄₋₂	11.24	9.78	8.78	5.14	4.47	4.01	5.68	4.94	4.44
₅	6.39	5.56	4.56	2.92	2.54	2.09	3.23	2.81	2.30

Natural gas prices for industry

1 July 1997

	National currency			PPS			ECUS		
	With taxes	TVA excl.	Taxes excl.	With taxes	TVA excl.	Taxes excl.	With taxes	TVA excl.	Taxes excl.
GERMANY									
Weser-Ems	DEM								
l ₁	12.71	11.06	10.06	5.81	5.06	4.60	6.42	5.59	5.08
l ₂	11.53	10.03	9.03	5.27	4.59	4.13	5.83	5.07	4.56
l ₃₋₁	10.06	8.75	7.75	4.60	4.00	3.54	5.08	4.42	3.92
l ₃₋₂	10.06	8.75	7.75	4.60	4.00	3.54	5.08	4.42	3.92
l ₄₋₁	8.94	7.78	6.78	4.09	3.56	3.10	4.52	3.93	3.43
l ₄₋₂	8.94	7.78	6.78	4.09	3.56	3.10	4.52	3.93	3.43
l ₅	:	:	:	:	:	:	:	:	:
Dresden									
l ₁	16.99	14.78	13.78	7.77	6.76	6.30	8.59	7.47	6.96
l ₂	13.86	12.06	11.06	6.34	5.51	5.06	7.00	6.09	5.59
l ₃₋₁	12.84	11.17	10.17	5.87	5.11	4.65	6.49	5.64	5.14
l ₃₋₂	12.49	10.86	9.86	5.71	4.97	4.51	6.31	5.49	4.98
l ₄₋₁	11.31	9.83	8.83	5.17	4.49	4.04	5.72	4.97	4.46
l ₄₋₂	:	:	:	:	:	:	:	:	:
l ₅	:	:	:	:	:	:	:	:	:
Berlin									
l ₁	16.00	13.92	12.92	7.32	6.36	5.91	8.09	7.03	6.53
l ₂	15.88	13.81	12.81	7.26	6.31	5.86	8.03	6.98	6.47
l ₃₋₁	15.17	13.19	12.19	6.94	6.03	5.57	7.67	6.67	6.16
l ₃₋₂	15.17	13.19	12.19	6.94	6.03	5.57	7.67	6.67	6.16
l ₄₋₁	13.70	11.92	10.92	6.26	5.45	4.99	6.92	6.02	5.52
l ₄₋₂	13.70	11.92	10.92	6.26	5.45	4.99	6.92	6.02	5.52
l ₅	:	:	:	:	:	:	:	:	:
SPAIN									
Madrid¹	ESP								
l ₁	1 574.40	1 357.30	1 357.30	11.49	9.91	9.91	9.43	8.13	8.13
l ₂	937.00	807.70	807.70	6.84	5.90	5.90	5.61	4.84	4.84
l ₃₋₁	635.70	548.00	548.00	4.64	4.00	4.00	3.81	3.28	3.28
l ₃₋₂	609.90	525.80	525.80	4.45	3.84	3.84	3.65	3.15	3.15
l ₄₋₁	599.30	516.60	516.60	4.37	3.77	3.77	3.59	3.09	3.09
l ₄₋₂	574.30	495.10	495.10	4.19	3.61	3.61	3.44	2.97	2.97
l ₅	569.50	491.00	491.00	4.16	3.58	3.58	3.41	2.94	2.94
FRANCE									
Paris	FRF								
l ₁	49.53	41.07	41.07	7.10	5.89	5.89	7.42	6.15	6.15
l ₂	41.65	34.54	34.54	5.97	4.95	4.95	6.24	5.17	5.17
l ₃₋₁	30.34	25.16	23.92	4.35	3.61	3.43	4.54	3.77	3.58
l ₃₋₂	28.60	23.71	22.47	4.10	3.40	3.22	4.28	3.55	3.37
l ₄₋₁	26.15	21.69	19.66	3.75	3.11	2.82	3.92	3.25	2.94
l ₄₋₂	25.49	21.14	19.11	3.65	3.03	2.74	3.82	3.17	2.86
l ₅	:	:	:	:	:	:	:	:	:
Lille									
l ₁	49.53	41.07	41.07	7.10	5.89	5.89	7.42	6.15	6.15
l ₂	41.65	34.54	34.54	5.97	4.95	4.95	6.24	5.17	5.17
l ₃₋₁	30.34	25.16	23.92	4.35	3.61	3.43	4.54	3.77	3.58
l ₃₋₂	28.60	23.71	22.47	4.10	3.40	3.22	4.28	3.55	3.37
l ₄₋₁	26.02	21.58	19.55	3.73	3.09	2.80	3.90	3.23	2.93
l ₄₋₂	25.35	21.02	18.99	3.63	3.01	2.72	3.80	3.15	2.84
l ₅	:	:	:	:	:	:	:	:	:

¹ Prices valid for the other locations

Natural gas prices for industry

1 July 1997

	National currency			PPS			ECUS		
	With taxes	VAT excl.	Taxes excl.	With taxes	VAT excl.	Taxes excl.	With taxes	VAT excl.	Taxes excl.
FRANCE									
Strasbourg	<i>FRF</i>								
₁	56.24	46.63	46.63	8.06	6.68	6.68	8.42	6.98	6.98
₂	48.36	40.10	40.10	6.93	5.75	5.75	7.24	6.01	6.01
₃₋₁	34.53	28.63	27.32	4.95	4.10	3.92	5.17	4.29	4.09
₃₋₂	33.04	27.40	26.08	4.74	3.93	3.74	4.95	4.10	3.91
₄₋₁	:	:	:	:	:	:	:	:	:
₄₋₂	:	:	:	:	:	:	:	:	:
₅	:	:	:	:	:	:	:	:	:
Lyons									
₁	49.53	41.07	41.07	7.10	5.89	5.89	7.42	6.15	6.15
₂	41.65	34.54	34.54	5.97	4.95	4.95	6.24	5.17	5.17
₃₋₁	30.34	25.16	23.92	4.35	3.61	3.43	4.54	3.77	3.58
₃₋₂	28.60	23.71	22.47	4.10	3.40	3.22	4.28	3.55	3.37
₄₋₁	26.00	21.56	19.54	3.73	3.09	2.80	3.89	3.23	2.93
₄₋₂	25.28	20.95	18.93	3.62	3.00	2.71	3.79	3.14	2.84
₅	:	:	:	:	:	:	:	:	:
Marseilles									
₁	49.53	41.07	41.07	7.10	5.89	5.89	7.42	6.15	6.15
₂	41.65	34.54	34.54	5.97	4.95	4.95	6.24	5.17	5.17
₃₋₁	30.34	25.16	23.92	4.35	3.61	3.43	4.54	3.77	3.58
₃₋₂	28.60	23.71	22.47	4.10	3.40	3.22	4.28	3.55	3.37
₄₋₁	26.10	21.64	19.62	3.74	3.10	2.81	3.91	3.24	2.94
₄₋₂	25.42	21.08	19.05	3.64	3.02	2.73	3.81	3.16	2.85
₅	:	:	:	:	:	:	:	:	:
Toulouse									
₁	49.53	41.07	41.07	7.10	5.89	5.89	7.42	6.15	6.15
₂	41.65	34.54	34.54	5.97	4.95	4.95	6.24	5.17	5.17
₃₋₁	30.34	25.16	23.92	4.35	3.61	3.43	4.54	3.77	3.58
₃₋₂	28.60	23.71	22.47	4.10	3.40	3.22	4.28	3.55	3.37
₄₋₁	25.55	21.19	19.20	3.66	3.04	2.75	3.83	3.17	2.88
₄₋₂	24.89	20.64	18.65	3.57	2.96	2.67	3.73	3.09	2.79
₅	:	:	:	:	:	:	:	:	:
IRELAND									
Dublin	<i>IEP</i>								
₁	6.18	5.49	5.49	9.14	8.12	8.12	8.37	7.44	7.44
₂	5.01	4.46	4.46	7.41	6.60	6.60	6.79	6.04	6.04
₃₋₁	2.62	2.33	2.33	3.88	3.45	3.45	3.55	3.16	3.16
₃₋₂	2.62	2.33	2.33	3.88	3.45	3.45	3.55	3.16	3.16
₄₋₁	:	:	:	:	:	:	:	:	:
₄₋₂	:	:	:	:	:	:	:	:	:
₅	:	:	:	:	:	:	:	:	:
ITALY									
Milan	<i>ITL</i>								
₁	19 765	16 609	15 830	11.27	9.47	9.02	10.28	8.64	8.23
₂	15 225	12 794	12 015	8.68	7.29	6.85	7.92	6.65	6.25
₃₋₁	10 077	9 161	8 373	5.74	5.22	4.77	5.24	4.76	4.35
₃₋₂	9 719	8 835	8 048	5.54	5.04	4.59	5.05	4.59	4.18
₄₋₁	8 537	7 761	6 973	4.87	4.42	3.97	4.44	4.04	3.63
₄₋₂	8 145	7 404	6 617	4.64	4.22	3.77	4.24	3.85	3.44
₅	:	:	:	:	:	:	:	:	:

Natural gas prices for industry

1 July 1997

	National currency			PPS			ECUS		
	With taxes	VAT excl.	Taxes excl.	With taxes	VAT excl.	Taxes excl.	With taxes	VAT excl.	Taxes excl.
ITALY									
Turin	<i>ITL</i>								
l ₁	18 520	15 563	14 784	10.56	8.87	8.43	9.63	8.09	7.69
l ₂	15 230	12 798	12 019	8.68	7.29	6.85	7.92	6.66	6.25
l ₃₋₁	10 077	9 161	8 373	5.74	5.22	4.77	5.24	4.76	4.35
l ₃₋₂	9 719	8 835	8 048	5.54	5.04	4.59	5.05	4.59	4.18
l ₄₋₁	8 537	7 761	6 973	4.87	4.42	3.97	4.44	4.04	3.63
l ₄₋₂	8 145	7 404	6 617	4.64	4.22	3.77	4.24	3.85	3.44
l ₅	:	:	:	:	:	:	:	:	:
Genoa									
l ₁	19 064	16 020	15 241	10.87	9.13	8.69	9.91	8.33	7.93
l ₂	15 219	12 789	12 010	8.67	7.29	6.85	7.91	6.65	6.25
l ₃₋₁	10 077	9 161	8 373	5.74	5.22	4.77	5.24	4.76	4.35
l ₃₋₂	9 719	8 835	8 048	5.54	5.04	4.59	5.05	4.59	4.18
l ₄₋₁	8 537	7 761	6 973	4.87	4.42	3.97	4.44	4.04	3.63
l ₄₋₂	8 145	7 404	6 617	4.64	4.22	3.77	4.24	3.85	3.44
l ₅	:	:	:	:	:	:	:	:	:
Rom									
l ₁	22 833	19 188	18 408	13.01	10.94	10.49	11.87	9.98	9.57
l ₂	15 230	12 798	12 019	8.68	7.29	6.85	7.92	6.66	6.25
l ₃₋₁	10 077	9 161	8 373	5.74	5.22	4.77	5.24	4.76	4.35
l ₃₋₂	9 719	8 835	8 048	5.54	5.04	4.59	5.05	4.59	4.18
l ₄₋₁	8 537	7 761	6 973	4.87	4.42	3.97	4.44	4.04	3.63
l ₄₋₂	8 145	7 404	6 617	4.64	4.22	3.77	4.24	3.85	3.44
l ₅	:	:	:	:	:	:	:	:	:
Naples									
l ₁	24 880	20 908	20 118	14.18	11.92	11.47	12.94	10.87	10.46
l ₂	15 231	12 799	12 019	8.68	7.30	6.85	7.92	6.66	6.25
l ₃₋₁	10 077	9 161	8 373	5.74	5.22	4.77	5.24	4.76	4.35
l ₃₋₂	9 719	8 835	8 048	5.54	5.04	4.59	5.05	4.59	4.18
l ₄₋₁	8 537	7 761	6 973	4.87	4.42	3.97	4.44	4.04	3.63
l ₄₋₂	8 145	7 404	6 617	4.64	4.22	3.77	4.24	3.85	3.44
l ₅	:	:	:	:	:	:	:	:	:
LUXEMBOURG									
City of Luxembourg	<i>LUF</i>								
l ₁	250.88	236.68	236.68	5.89	5.56	5.56	6.14	5.79	5.79
l ₂	230.84	217.77	217.77	5.42	5.12	5.12	5.65	5.33	5.33
l ₃₋₁	226.77	213.93	213.93	5.33	5.03	5.03	5.55	5.24	5.24
l ₃₋₂	197.26	186.10	186.10	4.63	4.37	4.37	4.83	4.56	4.56
l ₄₋₁	196.58	185.45	185.45	4.62	4.36	4.36	4.81	4.54	4.54
l ₄₋₂	196.58	185.45	185.45	4.62	4.36	4.36	4.81	4.54	4.54
l ₅	:	:	:	:	:	:	:	:	:
NETHERLANDS									
Rotterdam	<i>NLG</i>								
l ₁	17.88	15.21	12.90	7.98	6.79	5.76	8.02	6.83	5.79
l ₂	17.67	15.03	12.61	7.89	6.71	5.63	7.93	6.75	5.66
l ₃₋₁	10.42	8.87	7.99	4.65	3.96	3.57	4.68	3.98	3.59
l ₃₋₂	10.42	8.87	7.99	4.65	3.96	3.57	4.68	3.98	3.59
l ₄₋₁	8.21	6.99	6.38	3.67	3.12	2.85	3.68	3.14	2.86
l ₄₋₂	8.21	6.99	6.38	3.67	3.12	2.85	3.68	3.14	2.86
l ₅	6.96	5.92	5.50	3.11	2.64	2.46	3.12	2.66	2.47

Natural gas prices for industry

1 July 1997

	National currency			PPS			ECUS		
	With taxes	VAT excl.	Taxes excl.	With taxes	VAT excl.	Taxes excl.	With taxes	VAT excl.	Taxes excl.
AUSTRIA									
Vienna	ATS								
l ₁	149.88	124.90	109.97	10.17	8.47	7.46	10.76	8.97	7.90
l ₂	149.88	124.90	109.97	10.17	8.47	7.46	10.76	8.97	7.90
l ₃₋₁	90.66	75.55	60.62	6.15	5.12	4.11	6.51	5.43	4.35
l ₃₋₂	:	:	:	:	:	:	:	:	:
l ₄₋₁	79.09	65.91	50.98	5.36	4.47	3.46	5.68	4.73	3.66
l ₄₋₂	:	:	:	:	:	:	:	:	:
l ₅	:	:	:	:	:	:	:	:	:
FINLAND									
National	FIN								
l ₁	:	:	:	:	:	:	:	:	:
l ₂	38.24	31.34	29.44	5.83	4.78	4.49	6.52	5.34	5.02
l ₃₋₁	25.74	21.09	19.19	3.93	3.22	2.93	4.39	3.60	3.27
l ₃₋₂	24.07	19.73	17.83	3.67	3.01	2.72	4.10	3.36	3.04
l ₄₋₁	22.89	18.76	16.86	3.49	2.86	2.57	3.90	3.20	2.87
l ₄₋₂	21.09	17.29	15.39	3.22	2.64	2.35	3.60	2.95	2.62
l ₅	20.79	17.04	15.14	3.17	2.60	2.31	3.54	2.91	2.58
SWEDEN									
Malmö	SEK								
l ₁	85.00	68.00	58.90	7.87	6.29	5.45	9.85	7.88	6.83
l ₂	63.75	51.00	41.90	5.90	4.72	3.88	7.39	5.91	4.86
l ₃₋₁	58.12	46.50	37.30	5.38	4.30	3.45	6.74	5.39	4.32
l ₃₋₂	:	:	:	:	:	:	:	:	:
l ₄₋₁	:	:	:	:	:	:	:	:	:
l ₄₋₂	:	:	:	:	:	:	:	:	:
l ₅	:	:	:	:	:	:	:	:	:
UNITED KINGDOM									
London	GBP								
l ₁	3.32	2.83	2.83	4.75	4.04	4.04	5.02	4.28	4.28
l ₂	2.89	2.46	2.46	4.13	3.51	3.51	4.37	3.72	3.72
l ₃₋₁	2.53	2.15	2.15	3.62	3.08	3.08	3.83	3.26	3.26
l ₃₋₂	2.49	2.12	2.12	3.56	3.03	3.03	3.76	3.20	3.20
l ₄₋₁	2.17	1.85	1.85	3.11	2.65	2.65	3.29	2.80	2.80
l ₄₋₂	:	:	:	:	:	:	:	:	:
l ₅	1.89	1.61	1.61	2.71	2.30	2.30	2.86	2.43	2.43
Leeds									
l ₁	3.38	2.88	2.88	4.84	4.12	4.12	5.11	4.35	4.35
l ₂	2.90	2.47	2.47	4.14	3.53	3.53	4.38	3.73	3.73
l ₃₋₁	2.58	2.20	2.20	3.69	3.14	3.14	3.91	3.33	3.33
l ₃₋₂	2.56	2.17	2.17	3.66	3.11	3.11	3.87	3.29	3.29
l ₄₋₁	2.17	1.85	1.85	3.11	2.64	2.64	3.28	2.79	2.79
l ₄₋₂	2.17	1.85	1.85	3.10	2.64	2.64	3.28	2.79	2.79
l ₅	:	:	:	:	:	:	:	:	:
Birmingham									
l ₁	3.44	2.93	2.93	4.93	4.19	4.19	5.21	4.43	4.43
l ₂	2.90	2.47	2.47	4.15	3.53	3.53	4.39	3.74	3.74
l ₃₋₁	2.49	2.12	2.12	3.56	3.03	3.03	3.76	3.20	3.20
l ₃₋₂	2.44	2.08	2.08	3.49	2.97	2.97	3.69	3.14	3.14
l ₄₋₁	2.10	1.79	1.79	3.00	2.56	2.56	3.18	2.70	2.70
l ₄₋₂	:	:	:	:	:	:	:	:	:
l ₅	1.88	1.60	1.60	2.69	2.29	2.29	2.85	2.42	2.42

Gasworks gas prices for industry

1 July 1997

	National currency			PPS			ECUS		
	With taxes	VAT excl.	Taxes excl.	With taxes	VAT excl.	Taxes excl.	With taxes	VAT excl.	Taxes excl.
DENMARK									
National	DKK								
l ₁	142.76	114.21	108.44	15.43	12.34	11.72	18.94	15.15	14.39
l ₂	129.41	103.53	97.77	13.99	11.19	10.57	17.17	13.74	12.97
l ₃₋₁	:	:	:	:	:	:	:	:	:
l ₃₋₂	:	:	:	:	:	:	:	:	:
l ₄₋₁	:	:	:	:	:	:	:	:	:
l ₄₋₂	:	:	:	:	:	:	:	:	:
l ₅	:	:	:	:	:	:	:	:	:
PORTUGAL									
Lisbon	PTE								
l ₁	3 109.00	2 961.00	2 961.00	23.22	22.12	22.12	15.55	14.81	14.81
l ₂	3 109.00	2 961.00	2 961.00	23.22	22.12	22.12	15.55	14.81	14.81
l ₃₋₁	1 301.00	1 239.00	1 239.00	9.72	9.26	9.26	6.51	6.20	6.20
l ₃₋₂	1 301.00	1 239.00	1 239.00	9.72	9.26	9.26	6.51	6.20	6.20
l ₄₋₁	:	:	:	:	:	:	:	:	:
l ₄₋₂	:	:	:	:	:	:	:	:	:
l ₅	:	:	:	:	:	:	:	:	:

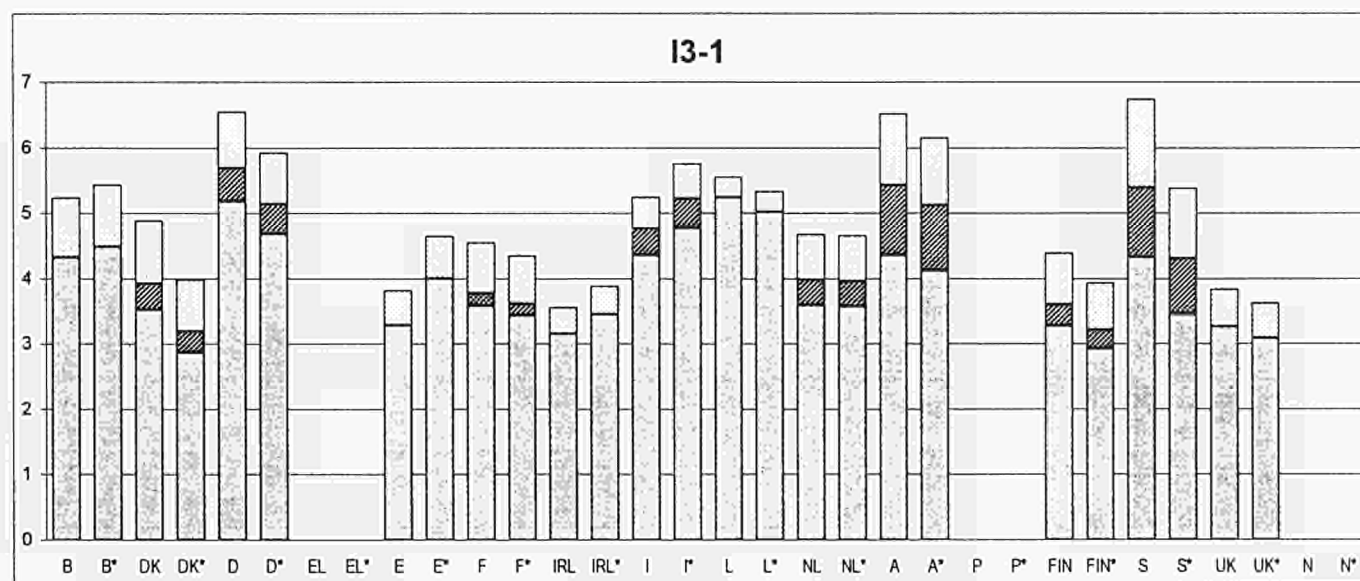
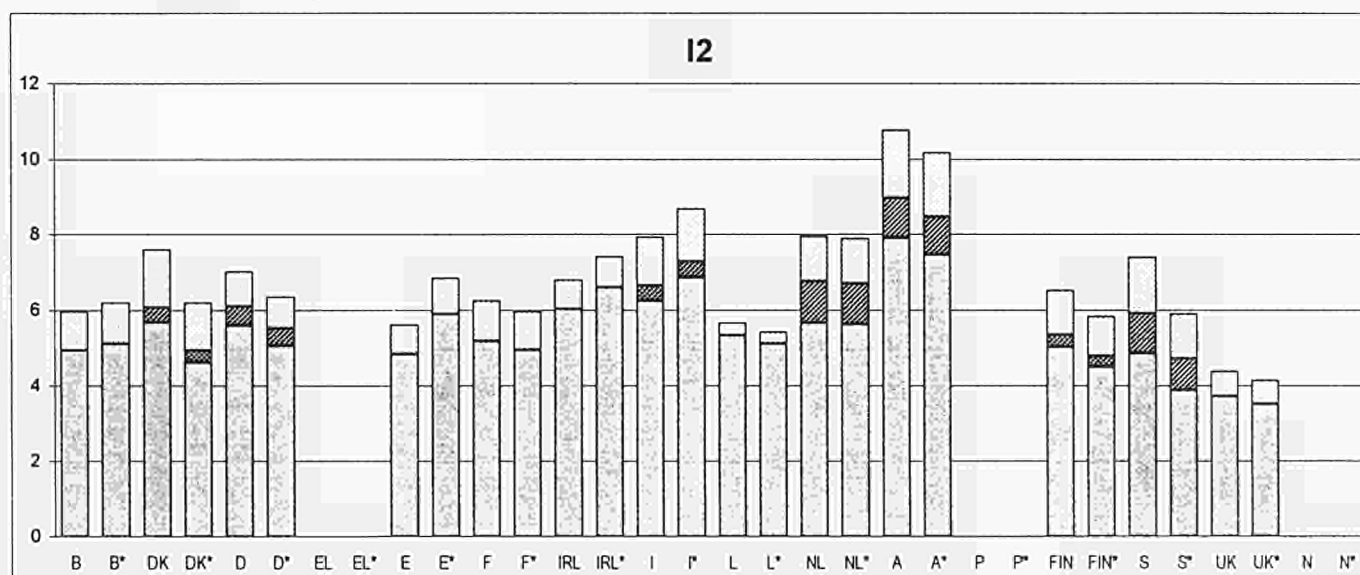
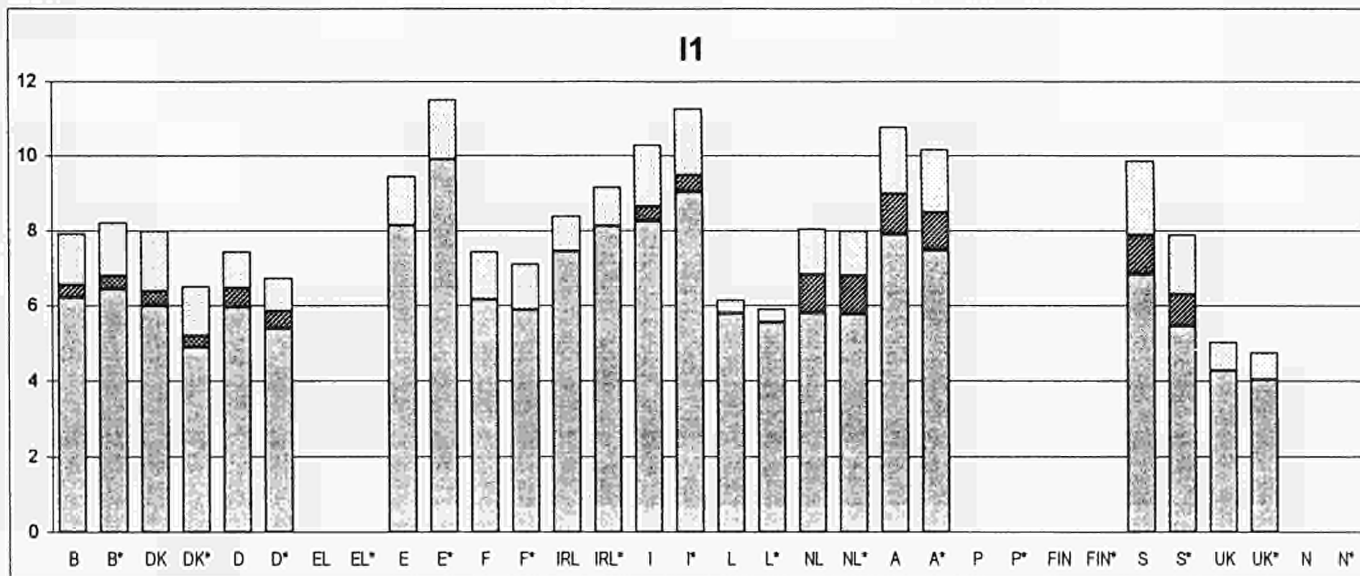
Natural gas prices for industry

ECU / GJ

* PPS / GJ



1997-2



B BRUXELLES (CNE1P1.0)	E MADRID	L LUXEMBOURG	FIN FINLAND National
DK DANMARK NATIONAL	F PARIS	NL ROTTERDAM	S SVERIGE
D NATIONAL	IRL DUBLIN	A ÖSTERREICH	UK LONDON
EL -	I MILANO	P -	N NORGE

VAT	
Other taxes	
Taxes excluded	

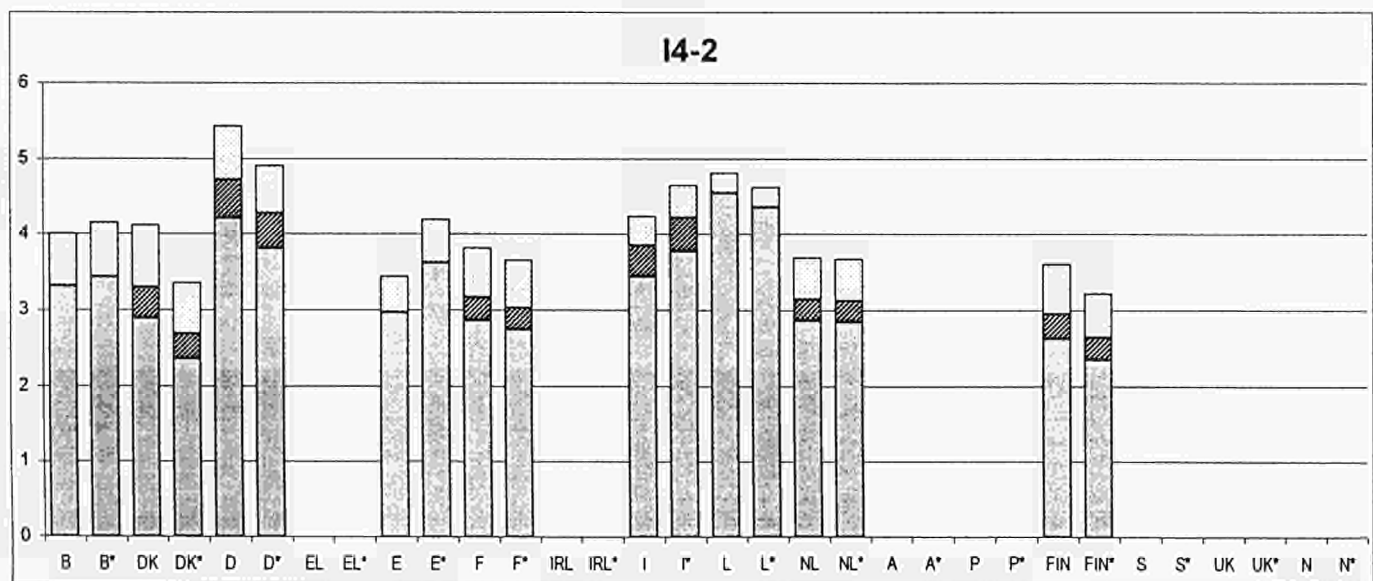
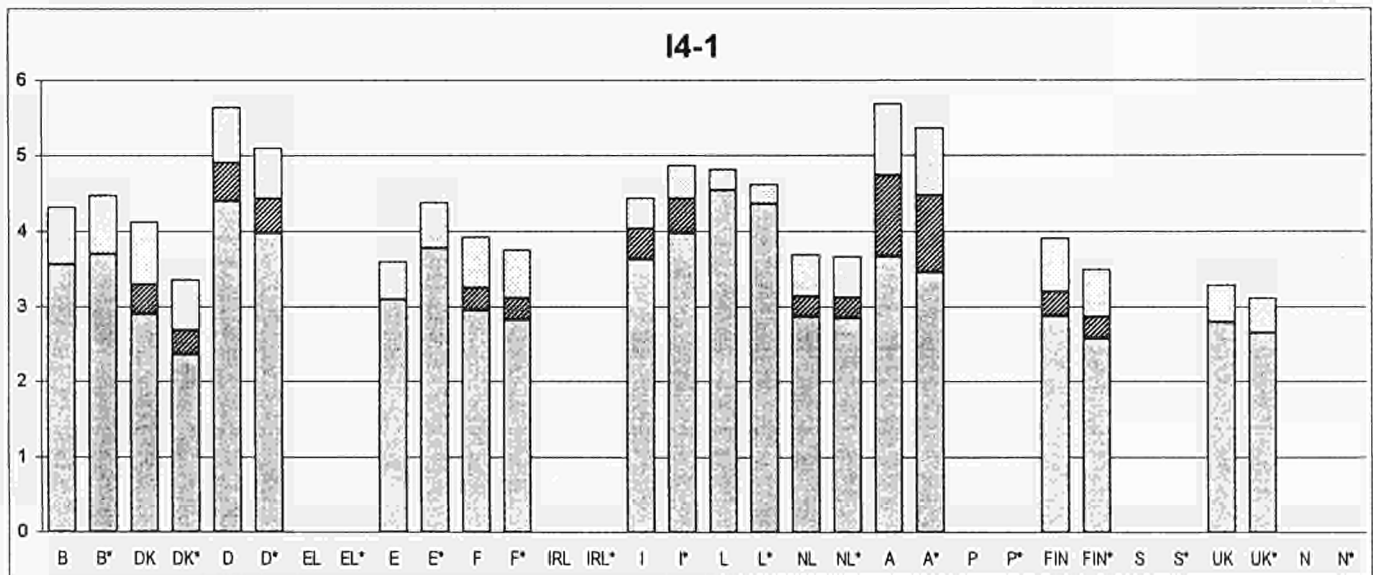
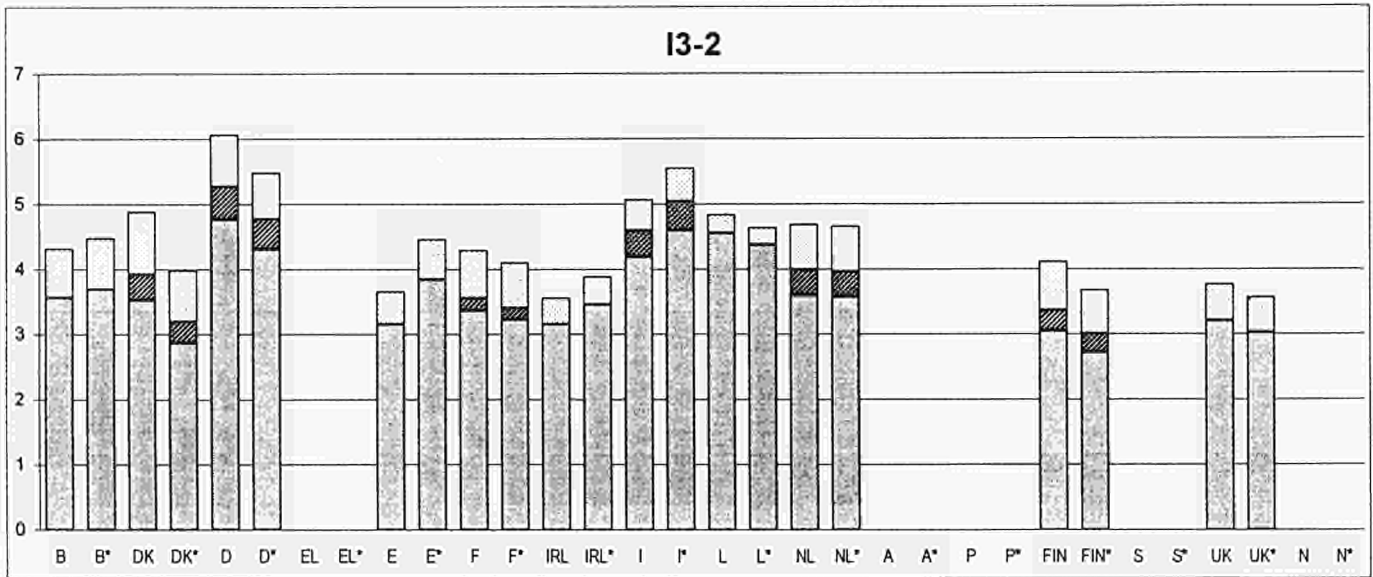
Natural gas prices for industry



1997-2

ECU / GJ

* PPS / GJ



B BRUXELLES (CNE1P1.0)	E MADRID	L LUXEMBOURG	FIN FINLAND National
DK DANMARK NATIONAL	F PARIS	NL ROTTERDAM	S SVERIGE
D NATIONAL	IRL DUBLIN	A ÖSTERREICH	UK LONDON
EL -	I MILANO	P -	N NORGE

VAT	
Other taxes	
Taxes excluded	

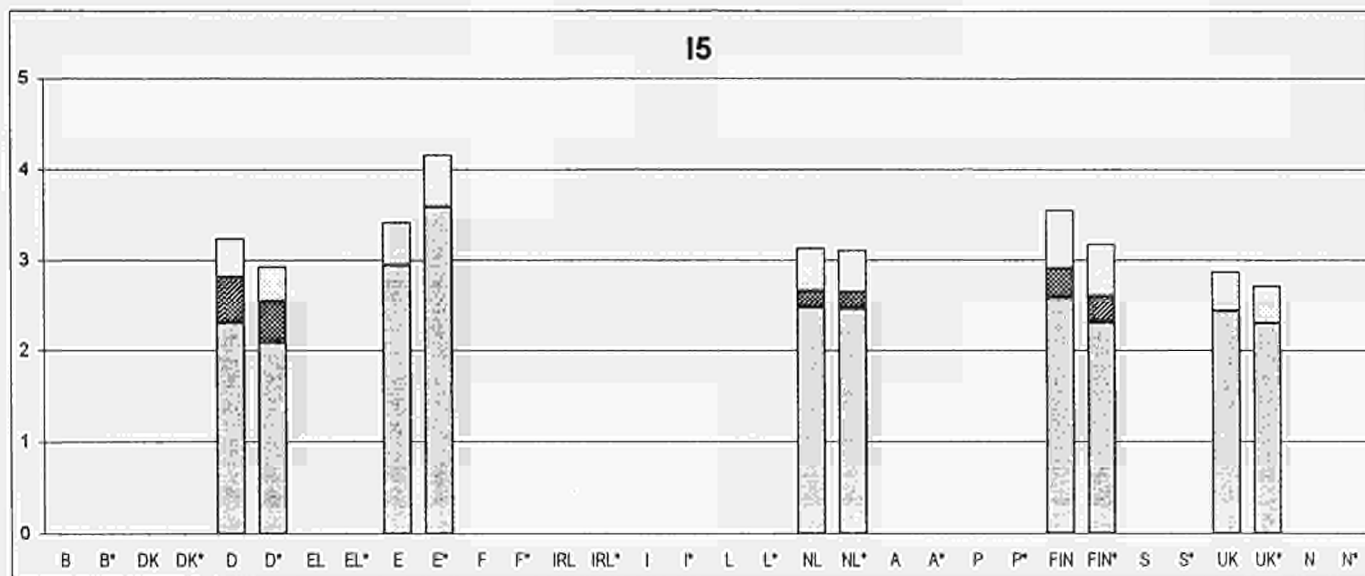
Natural gas prices for industry

ECU / GJ

* PPS / GJ



1997-2



B BRUXELLES (CNE1P1.0) E MADRID
 DK DANMARK NATIONAL F PARIS
 D NATIONAL IRL DUBLIN
 EL - I MILANO

L LUXEMBOURG
 NL ROTTERDAM
 A ÖSTERREICH
 P -

FIN FINLAND National
 S SVERIGE
 UK LONDON
 N NORGE

VAT
 Other taxes
 Taxes excluded

Council Directive No 90/377/EEC of 29 June 1990 lays down a Community procedure to improve the transparency of gas and electricity prices charged to industrial end-users.

In accordance with Article 1.1, this note sets out the prices for standard consumers in force as at 1st July 1997.

Seven standard industrial users, coded I₁ to I₅ were chosen:

eurostat		Annual consumption				Modulation
I ₁	418.60	GJ (i.e	116 300	kWh)	no load factor laid down	
I ₂	4 186	GJ (i.e	1 163 000	KWh)	200 days	
I ₃₋₁	41 860	GJ (i.e	11.63	GWh)	200 days 1 600 hours	
I ₃₋₂	41 860	GJ (i.e	11.63	GWh)	250 days 4 000 hours	
I ₄₋₁	418 600	GJ (i.e	116.30	GWh)	250 days 4 000 hours	
I ₄₋₂	418 600	GJ (i.e	116.30	GWh)	330 days 8 000 hours	
I ₅	4 186 000	GJ (i.e	1163.00	GWh)	330 days 8 000 hours	

Prices for the standard consumers are given in national currencies, PPS (purchasing power standard, annual estimated value, as at 3 March for 1997) and in ECU (average value for July 1997).

Conversion table in PPS and ECU

1 PPS =

B (BEF) 39.40	E (ESP) 136.94	L (LUF) 42.58	FIN (FIM) 6.56
DK (DKK) 9.25	F (FRF) 6.98	NL (NLG) 2.24	S (SEK) 10.81
D (DEM) 2.19	IRL (IEP) 0.68	A (ATS) 14.74	UK (GBP) 0.70
EL (GRD) 251.61	I (ITL) 1741.21	P (PTE) 133.84	N (NOK) 9.89

1 ECU =

B (BEF) 40.85	E (ESP) 166.90	L (LUF) 40.85	FIN (FIM) 5.86
DK (DKK) 7.54	F (FRF) 6.67	NL (NLG) 2.23	S (SEK) 8.63
D (DEM) 1.98	IRL (IEP) 0.74	A (ATS) 13.92	UK (GBP) 0.66
EL (GRD) 310.43	I (ITL) 1926.48	P (PTE) 199.78	N (NOK) 8.22

Eurostat Data Shops

BELGIQUE/BELGIË

Eurostat Data Shop Brussels
Tel.: +32-2-299 66 66
Fax: +32-2-295 01 25
E-mail:
Piera.Calcinaghi@eurostat.cec.be

ESPAÑA

INE
Data Shop Eurostat
Tel.: +34-1-583 91 67
Fax: +34-1-583 46 99
E-mail: datashop@mundiprensa.es

ITALIA — Roma

ISTAT
Centro di Informazione Statistica —
Sede di Roma
Data Shop Eurostat
Tel.: +39-6-46 73 31 05/02
Fax: +39-6-46 73 31 07/01
E-mail: dipdiff@istat.it

ITALIA — Milano

ISTAT
Centro di Informazione Statistica —
Sede di Milano
Data Shop Eurostat
Tel.: +39-2-65 95 133/134
Fax: +39-2-65 30 75

UNITED KINGDOM

ONS Sales Office
Eurostat Data Shop (European Desk)
Office for national statistics
Tel.: +44-171-533 5676
Fax: +44-171-533 5689
E-mail: gloria.ryan@ons.gov.uk

DANMARK

Danmark Statistiks
Bibliotek og Information
Eurostat Data Shop
Tel.: +45 39 17 30 30
Fax: +45 39 17 30 03
E-mail: bib@dst.dk

FRANCE

INSEE Info Service
Data Shop Eurostat
Tel.: +33-1-53 17 88 44
Fax: +33-1-53 17 88 22

LUXEMBOURG

Eurostat Data Shop Luxembourg
Tel.: +352-43 35 22 51
Fax: +352-43 35 22 221/245
E-mail: agnesn@eurostat.datashop.lu

USA

Haver analytics
Eurostat Data Shop
Tel.: +1-212-986 9300
Fax: +1-212-986 5857
E-mail: eurodata@haver.com

Eurostat homepage: <http://europa.eu.int/eurostat.html>

Sales offices (EUR-OP)

BELGIQUE/BELGIË — DANMARK — DEUTSCHLAND — GREECE/ELLADA — FRANCE — IRELAND —
ITALIA — GRAND-DUCHÉ DE LUXEMBOURG — NEDERLAND — ÖSTERREICH — PORTUGAL —
SUOMI /FINLAND — SVERIGE — UNITED KINGDOM — ICELAND — NORWAY — SWITZERLAND —
ČESKÁ REPUBLIKA — CYPRUS — MAGYARORSZÁG — MALTA — POLSKA — TÜRKIYE — BÄLGARIJA —
HRVATSKA — ROMÂNIA — SLOVAKIA — SLOVENIA — ISRAEL — RUSSIA — AUSTRALIA — CANADA —
EGYPT — JAPAN — SOUTH AFRICA — UNITED STATES OF AMERICA — MÉXICO — KOREAN REPUBLIC

A worldwide list of our sales agents is available from the
Office for Official Publications of the European Communities
2 rue Mercier — L-2985 Luxembourg
tel. +352-2929-1 — fax. +352-2929 42658
Internet address:
http://eur-op.eu.int/_en/general/s-ad.htm