



# STATISTICS IN FOCUS

## Energy and industry



1997  31

ISSN 1024-4328

### Gas prices for EU households on 1 July 1997: upward trend for the biggest consumers


These comments are based on prices collected by EUROSTAT, expressed in national currency. For the comparative tables and the graphics, prices in ECU and purchasing power standards (PPS) have been used.

A study of the variations in deflated (all taxes included) gas prices from 1 January 1997 to 1 July 1997 reveals that in most locations<sup>1</sup> price for standard consumers D<sub>3</sub><sup>2</sup>, D<sub>3-b</sub>, and D<sub>4</sub> recorded a rise whereas prices for D<sub>1</sub> and D<sub>2</sub> recorded a drop.

The biggest rises affected prices for D<sub>3</sub>, D<sub>3-b</sub> and D<sub>4</sub> in Frankfurt in Germany (+5.1%, +5.8% and +6.6%) and in Luxembourg (+4.3%, +4.4% and +4.6%), as well as those of D<sub>1</sub> in France (+5.5%).

The biggest drops were recorded in United Kingdom in London (-2.8% for D<sub>2</sub>), as well as in Leeds and Birmingham (-3.9% for D<sub>3-b</sub>).

Variation in deflated (all taxes included) prices in national currency  
(number of locations)

	D <sub>1</sub>	D <sub>2</sub>	D <sub>3</sub>	D <sub>3-b</sub>	D <sub>4</sub>
Upward trend	10	11	18	18	19
Downward trend	19	19	12	12	8

- 1 The collection locations are listed above and to the right of the price tables.
- 2 See table below for standard consumers definition.

Manuscript completed on = 28.11.1997

For further information please contact: Secrétariat Energie  
Eurostat, L-2920 Luxembourg, tel. 4301-32040

Fax: 4301-34771

Price (excl. VAT) in Luxembourg: Subscription 'Statistics in focus' of all themes: ECU 310  
Subscription 'Statistics in focus' of Theme 4 'Energy and industry': ECU 85  
Single copy: ECU 6

Catalogue number: CA-NL-97-031-EN-C

# Natural gas prices for households

1 July 1997

	National currency			PPS			ECUS		
	With taxes	VAT excl.	Taxes excl.	With taxes	VAT excl.	Taxes excl.	With taxes	VAT excl.	Taxes excl.
<b>BELGIUM</b>	<b>BEF</b>								
Brussels									
D <sub>1</sub>	668.3	552.3	538.6	16.96	14.02	13.67	16.36	13.52	13.18
D <sub>2</sub>	616.9	509.9	496.2	15.66	12.94	12.59	15.10	12.48	12.15
D <sub>3</sub>	364.7	301.4	287.8	9.26	7.65	7.30	8.93	7.38	7.05
D <sub>3-B</sub>	347.9	287.6	273.9	8.83	7.30	6.95	8.52	7.04	6.71
D <sub>4</sub>	292.4	241.6	227.9	7.42	6.13	5.78	7.16	5.91	5.58
<b>GERMANY</b>	<b>DEM</b>								
<b>Düsseldorf</b>									
D <sub>1</sub>	35.78	31.11	30.11	16.36	14.23	13.77	18.08	15.72	15.22
D <sub>2</sub>	26.83	23.33	22.33	12.27	10.67	10.21	13.56	11.79	11.28
D <sub>3</sub>	16.96	14.75	13.75	7.76	6.74	6.29	8.57	7.45	6.95
D <sub>3-B</sub>	16.26	14.14	13.14	7.43	6.47	6.01	8.22	7.15	6.64
D <sub>4</sub>	12.55	10.92	9.92	5.74	4.99	4.54	6.34	5.52	5.01
<b>Hamburg</b>									
D <sub>1</sub>	36.13	31.42	30.42	16.52	14.37	13.91	18.26	15.88	15.37
D <sub>2</sub>	27.92	24.28	23.28	12.77	11.10	10.64	14.11	12.27	11.76
D <sub>3</sub>	17.38	15.11	14.11	7.95	6.91	6.45	8.78	7.64	7.13
D <sub>3-B</sub>	16.48	14.33	13.33	7.54	6.55	6.10	8.33	7.24	6.74
D <sub>4</sub>	13.80	12.00	11.00	6.31	5.49	5.03	6.97	6.06	5.56
<b>Hannover</b>									
D <sub>1</sub>	33.51	29.14	28.14	15.32	13.32	12.87	16.93	14.73	14.22
D <sub>2</sub>	26.48	23.03	22.03	12.11	10.53	10.07	13.38	11.64	11.13
D <sub>3</sub>	17.15	14.92	13.92	7.84	6.82	6.36	8.67	7.54	7.03
D <sub>3-B</sub>	16.29	14.17	13.17	7.45	6.48	6.02	8.23	7.16	6.66
D <sub>4</sub>	15.21	13.22	12.22	6.95	6.04	5.59	7.69	6.68	6.18
<b>Dortmund</b>									
D <sub>1</sub>	38.72	33.67	32.67	17.70	15.40	14.94	19.57	17.02	16.51
D <sub>2</sub>	27.18	23.64	22.64	12.43	10.81	10.35	13.74	11.95	11.44
D <sub>3</sub>	16.71	14.53	13.53	7.64	6.64	6.19	8.44	7.34	6.84
D <sub>3-B</sub>	15.49	13.47	12.47	7.08	6.16	5.70	7.83	6.81	6.30
D <sub>4</sub>	12.65	11.00	10.00	5.78	5.03	4.57	6.39	5.56	5.05
<b>Frankfurt/M</b>									
D <sub>1</sub>	36.64	31.86	30.86	16.75	14.57	14.11	18.52	16.10	15.60
D <sub>2</sub>	27.79	24.17	23.17	12.71	11.05	10.59	14.04	12.21	11.71
D <sub>3</sub>	17.98	15.64	14.64	8.22	7.15	6.69	9.09	7.90	7.40
D <sub>3-B</sub>	16.39	14.25	13.25	7.49	6.52	6.06	8.28	7.20	6.70
D <sub>4</sub>	14.98	13.03	12.03	6.85	5.96	5.50	7.57	6.58	6.08
<b>Stuttgart</b>									
D <sub>1</sub>	40.51	35.22	34.22	18.52	16.10	15.65	20.47	17.80	17.29
D <sub>2</sub>	33.73	29.33	28.33	15.42	13.41	12.95	17.05	14.82	14.32
D <sub>3</sub>	20.16	17.53	16.53	9.22	8.02	7.56	10.19	8.86	8.35
D <sub>3-B</sub>	18.50	16.08	15.08	8.46	7.35	6.90	9.35	8.13	7.62
D <sub>4</sub>	15.62	13.58	12.58	7.14	6.21	5.75	7.89	6.86	6.36

# Natural gas prices for households

1 July 1997

	National currency			PPS			ECUS		
	With taxes	VAT excl.	Taxes excl.	With taxes	VAT excl.	Taxes excl.	With taxes	VAT excl.	Taxes excl.
<b>GERMANY</b>									
<b>Munich</b>	<b>DEM</b>								
D <sub>1</sub>	31.75	27.61	26.61	14.52	12.62	12.17	16.04	13.95	13.45
D <sub>2</sub>	25.17	21.89	20.89	11.51	10.01	9.55	12.72	11.06	10.56
D <sub>3</sub>	18.97	16.50	15.50	8.67	7.54	7.09	9.59	8.34	7.83
D <sub>3-B</sub>	17.41	15.14	14.14	7.96	6.92	6.47	8.80	7.65	7.15
D <sub>4</sub>	16.42	14.28	13.28	7.51	6.53	6.07	8.30	7.22	6.71
<b>Weser – Ems</b>									
D <sub>1</sub>	31.78	27.64	26.64	14.53	12.64	12.18	16.06	13.97	13.46
D <sub>2</sub>	23.54	20.47	19.47	10.76	9.36	8.90	11.90	10.34	9.84
D <sub>3</sub>	14.95	13.00	12.00	6.84	5.94	5.49	7.56	6.57	6.06
D <sub>3-B</sub>	13.99	12.17	11.17	6.40	5.56	5.11	7.07	6.15	5.64
D <sub>4</sub>	12.36	10.75	9.75	5.65	4.92	4.46	6.25	5.43	4.93
<b>Dresden</b>									
D <sub>1</sub>	45.04	39.17	38.17	20.59	17.91	17.45	22.76	19.79	19.29
D <sub>2</sub>	34.72	30.19	29.19	15.88	13.80	13.35	17.55	15.26	14.75
D <sub>3</sub>	20.60	17.92	16.92	9.42	8.19	7.74	10.41	9.06	8.55
D <sub>3-B</sub>	18.94	16.47	15.47	8.66	7.53	7.07	9.57	8.32	7.82
D <sub>4</sub>	15.91	13.83	12.83	7.27	6.32	5.87	8.04	6.99	6.48
<b>Berlin</b>									
D <sub>1</sub>	41.11	35.75	34.75	18.80	16.35	15.89	20.77	18.07	17.56
D <sub>2</sub>	30.60	26.61	25.61	13.99	12.17	11.71	15.46	13.45	12.94
D <sub>3</sub>	19.61	17.06	16.06	8.97	7.80	7.34	9.91	8.62	8.12
D <sub>3-B</sub>	18.18	15.81	14.81	8.31	7.23	6.77	9.19	7.99	7.48
D <sub>4</sub>	15.68	13.64	12.64	7.17	6.24	5.78	7.92	6.89	6.39
<b>SPAIN</b>									
<b>Madrid <sup>1</sup></b>	<b>ESP</b>								
D <sub>1</sub>	2 553.1	2 201.0	2 201.0	18.64	16.07	16.07	15.29	13.18	13.18
D <sub>2</sub>	2 249.2	1 938.9	1 938.9	16.42	14.15	14.15	13.47	11.61	11.61
D <sub>3</sub>	1 767.2	1 523.4	1 523.4	12.90	11.12	11.12	10.59	9.13	9.13
D <sub>3-B</sub>	1 719.8	1 482.6	1 482.6	12.55	10.82	10.82	10.30	8.88	8.88
D <sub>4</sub>	1 207.7	1 041.1	1 041.1	8.82	7.60	7.60	7.23	6.24	6.24
<b>FRANCE</b>									
<b>Paris <sup>2</sup></b>	<b>FRF</b>								
D <sub>1</sub>	101.85	84.46	84.46	14.60	12.11	12.11	15.26	12.65	12.65
D <sub>2</sub>	88.75	73.59	73.59	12.72	10.55	10.55	13.29	11.02	11.02
D <sub>3</sub>	59.40	49.25	49.25	8.51	7.06	7.06	8.90	7.38	7.38
D <sub>3-B</sub>	55.82	46.28	46.28	8.00	6.63	6.63	8.36	6.93	6.93
D <sub>4</sub>	48.65	40.34	40.34	6.97	5.78	5.78	7.29	6.04	6.04
<b>Strasbourg</b>									
D <sub>1</sub>	138.69	115.00	115.00	19.88	16.48	16.48	20.77	17.23	17.23
D <sub>2</sub>	111.31	92.29	92.29	15.95	13.23	13.23	16.67	13.82	13.82
D <sub>3</sub>	64.96	53.86	53.86	9.31	7.72	7.72	9.73	8.07	8.07
D <sub>3-B</sub>	62.34	51.69	51.69	8.94	7.41	7.41	9.34	7.74	7.74
D <sub>4</sub>	54.59	45.27	45.27	7.82	6.49	6.49	8.18	6.78	6.78

<sup>1</sup> Prices also valid for : Barcelona, Valencia

<sup>2</sup> Prices zone 1, also valid for : Lille, Lyons, Toulouse, Marseilles

# Natural gas prices for households

1 July 1997

	National currency			PPS			ECUS		
	With taxes	VAT excl.	Taxes excl.	With taxes	VAT excl.	Taxes excl.	With taxes	VAT excl.	Taxes excl.
<b>IRELAND</b>									
<b>Dublin</b>	<i>IEP</i>								
D <sub>1</sub>	15.72	13.97	13.97	23.25	20.67	20.67	21.29	18.92	18.92
D <sub>2</sub>	13.41	11.92	11.92	19.84	17.63	17.63	18.16	16.15	16.15
D <sub>3</sub>	6.40	5.69	5.69	9.47	8.42	8.42	8.67	7.71	7.71
D <sub>3-B</sub>	6.40	5.69	5.69	9.47	8.42	8.42	8.67	7.71	7.71
D <sub>4</sub>	6.40	5.69	5.69	9.47	8.42	8.42	8.67	7.71	7.71
<b>ITALY</b>									
<b>Milan</b>	<i>ITL</i>								
D <sub>1</sub>	23 377	21 251	18 763	13.32	12.11	10.69	12.16	11.05	9.76
D <sub>2</sub>	21 054	19 140	16 645	12.00	10.91	9.49	10.95	9.95	8.66
D <sub>3</sub>	29 674	24 936	16 598	16.91	14.21	9.46	15.43	12.97	8.63
D <sub>3-B</sub>	29 606	24 879	16 360	16.88	14.18	9.33	15.40	12.94	8.51
D <sub>4</sub>	29 406	24 711	15 829	16.76	14.09	9.02	15.29	12.85	8.23
<b>Turin</b>									
D <sub>1</sub>	24 353	22 139	18 789	13.88	12.62	10.71	12.66	11.51	9.77
D <sub>2</sub>	21 987	19 989	16 638	12.53	11.39	9.48	11.43	10.39	8.65
D <sub>3</sub>	28 967	24 342	14 961	16.51	13.87	8.53	15.06	12.66	7.78
D <sub>3-B</sub>	28 896	24 283	14 722	16.47	13.84	8.39	15.03	12.63	7.66
D <sub>4</sub>	29 399	24 705	14 783	16.76	14.08	8.43	15.29	12.85	7.69
<b>Genoa</b>									
D <sub>1</sub>	24 352	22 139	18 789	13.88	12.62	10.71	12.66	11.51	9.77
D <sub>2</sub>	21 989	19 989	16 638	12.53	11.39	9.48	11.43	10.39	8.65
D <sub>3</sub>	30 404	25 550	16 168	17.33	14.56	9.22	15.81	13.29	8.41
D <sub>3-B</sub>	30 355	25 508	15 586	17.30	14.54	8.88	15.78	13.26	8.10
D <sub>4</sub>	30 355	25 508	15 586	17.30	14.54	8.88	15.78	13.26	8.10
<b>Rom</b>									
D <sub>1</sub>	25 667	23 334	19 983	14.63	13.30	11.39	13.35	12.13	10.39
D <sub>2</sub>	23 302	21 183	17 833	13.28	12.07	10.16	12.12	11.02	9.27
D <sub>3</sub>	32 955	27 694	18 053	18.78	15.79	10.29	17.14	14.40	9.39
D <sub>3-B</sub>	32 884	27 634	17 814	18.74	15.75	10.15	17.10	14.37	9.26
D <sub>4</sub>	34 021	28 589	18 408	19.39	16.30	10.49	17.69	14.87	9.57
<b>Naples</b>									
D <sub>1</sub>	26 468	24 062	21 179	15.09	13.72	12.07	13.76	12.51	11.01
D <sub>2</sub>	24 103	21 911	19 028	13.74	12.49	10.85	12.53	11.39	9.89
D <sub>3</sub>	34 090	28 647	21 695	19.43	16.33	12.37	17.73	14.90	11.28
D <sub>3-B</sub>	34 011	28 581	21 454	19.39	16.29	12.23	17.69	14.86	11.16
D <sub>4</sub>	32 854	27 608	20 118	18.73	15.74	11.47	17.08	14.36	10.46
<b>LUXEMBOURG</b>									
<b>City of Luxembourg</b>	<i>LUF</i>								
D <sub>1</sub>	545.64	514.75	514.75	12.82	12.09	12.09	13.36	12.60	12.60
D <sub>2</sub>	471.49	444.80	444.80	11.08	10.45	10.45	11.54	10.89	10.89
D <sub>3</sub>	258.38	243.75	243.75	6.07	5.73	5.73	6.33	5.97	5.97
D <sub>3-B</sub>	253.43	239.09	239.09	5.95	5.62	5.62	6.20	5.85	5.85
D <sub>4</sub>	244.42	230.59	230.59	5.74	5.42	5.42	5.98	5.64	5.64

# Natural gas prices for households

1 July 1997

	National currency			PPS			ECUS		
	With taxes	VAT excl.	Taxes excl.	With taxes	VAT excl.	Taxes excl.	With taxes	VAT excl.	Taxes excl.
<b>NETHERLANDS</b>									
Rotterdam	<b>NLG</b>								
D <sub>1</sub>	34.46	29.32	28.71	15.38	13.09	12.82	15.47	13.16	12.89
D <sub>2</sub>	24.98	21.26	20.65	11.15	9.49	9.22	11.21	9.54	9.27
D <sub>3</sub>	18.82	16.02	14.19	8.40	7.15	6.33	8.45	7.19	6.37
D <sub>3-B</sub>	18.43	15.68	13.66	8.23	7.00	6.10	8.27	7.04	6.13
D <sub>4</sub>	17.74	15.09	12.71	7.92	6.74	5.67	7.96	6.77	5.70
<b>AUSTRIA</b>									
Vienna	<b>ATS</b>								
D <sub>1</sub>	154.98	129.15	114.23	10.51	8.76	7.75	11.13	9.28	8.20
D <sub>2</sub>	154.98	129.15	114.23	10.51	8.76	7.75	11.13	9.28	8.20
D <sub>3</sub>	154.98	129.15	114.23	10.51	8.76	7.75	11.13	9.28	8.20
D <sub>3-B</sub>	154.98	129.15	114.23	10.51	8.76	7.75	11.13	9.28	8.20
D <sub>4</sub>	154.98	129.15	114.23	10.51	8.76	7.75	11.13	9.28	8.20
<b>FINLAND</b>									
National	<b>FIN</b>								
D <sub>1</sub>	:	:	:	:	:	:	:	:	:
D <sub>2</sub>	:	:	:	:	:	:	:	:	:
D <sub>3</sub>	:	:	:	:	:	:	:	:	:
D <sub>3-B</sub>	:	:	:	:	:	:	:	:	:
D <sub>4</sub>	:	:	:	:	:	:	:	:	:
<b>SWEDEN</b>									
National	<b>SEK</b>								
D <sub>1</sub>	151.10	120.80	94.40	13.98	11.18	8.74	17.51	14.00	10.94
D <sub>2</sub>	135.00	108.10	81.70	12.49	10.00	7.56	15.65	12.53	9.47
D <sub>3</sub>	111.70	89.40	63.10	10.34	8.27	5.84	12.94	10.36	7.31
D <sub>3-B</sub>	108.60	86.90	60.60	10.05	8.04	5.61	12.59	10.07	7.02
D <sub>4</sub>	101.40	81.10	54.70	9.38	7.51	5.06	11.75	9.40	6.34
<b>UNITED KINGDOM (1)</b>									
London	<b>GBP</b>								
D <sub>1</sub>	8.26	7.65	7.65	11.82	10.94	10.94	12.50	11.57	11.57
D <sub>2</sub>	6.33	5.86	5.86	9.06	8.38	8.38	9.58	8.87	8.87
D <sub>3</sub>	4.63	4.29	4.29	6.62	6.14	6.14	7.00	6.49	6.49
D <sub>3-B</sub>	4.49	4.15	4.15	6.42	5.94	5.94	6.79	6.28	6.28
D <sub>2-B</sub>	5.26	4.87	4.87	7.53	6.97	6.97	7.96	7.37	7.37
Leeds									
D <sub>1</sub>	8.26	7.65	7.65	11.82	10.94	10.94	12.50	11.57	11.57
D <sub>2</sub>	6.33	5.86	5.86	9.06	8.38	8.38	9.58	8.87	8.87
D <sub>3</sub>	4.63	4.29	4.29	6.62	6.14	6.14	7.00	6.49	6.49
D <sub>3-B</sub>	4.49	4.15	4.15	6.42	5.94	5.94	6.79	6.28	6.28
D <sub>2-B</sub>	5.26	4.87	4.87	7.53	6.97	6.97	7.96	7.37	7.37
Birmingham									
D <sub>1</sub>	8.26	7.65	7.65	11.82	10.94	10.94	12.50	11.57	11.57
D <sub>2</sub>	6.33	5.86	5.86	9.06	8.38	8.38	9.58	8.87	8.87
D <sub>3</sub>	4.63	4.29	4.29	6.62	6.14	6.14	7.00	6.49	6.49
D <sub>3-B</sub>	4.49	4.15	4.15	6.42	5.94	5.94	6.79	6.28	6.28
D <sub>2-B</sub>	5.26	4.87	4.87	7.53	6.97	6.97	7.96	7.37	7.37

<sup>1</sup> Extra standard consumer "D2-B" for United Kingdom only

# Gasworks gas prices for households

1 July 1997

	National currency			PPS			ECUS		
	With taxes	VAT excl.	Taxes exic.	With taxes	VAT excl.	Taxes exic.	With taxes	VAT excl.	Taxes exic.
<b>DENMARK</b>									
<b>National</b>	<b>DKK</b>								
D <sub>1</sub>	245.88	196.70	190.93	26.57	21.26	20.64	32.63	26.10	25.33
D <sub>2</sub>	233.95	187.16	181.39	25.29	20.23	19.60	31.04	24.83	24.07
D <sub>3</sub>	175.74	140.59	134.82	18.99	15.20	14.57	23.32	18.65	17.89
D <sub>3-B</sub>	164.68	131.74	125.97	17.80	14.24	13.61	21.85	17.48	16.72
D <sub>4</sub>	134.20	107.36	101.59	14.50	11.60	10.98	17.81	14.25	13.48
<b>PORTUGAL</b>									
<b>Lisbon</b>	<b>PTE</b>								
D <sub>1</sub>	3 109.00	2 961.00	2 961.00	23.22	22.12	22.12	15.55	14.81	14.81
D <sub>2</sub>	3 109.00	2 961.00	2 961.00	23.22	22.12	22.12	15.55	14.81	14.81
D <sub>3</sub>	3 109.00	2 961.00	2 961.00	23.22	22.12	22.12	15.55	14.81	14.81
D <sub>3-B</sub>	3 109.00	2 961.00	2 961.00	23.22	22.12	22.12	15.55	14.81	14.81
D <sub>4</sub>	:	:	:	:	:	:	:	:	:

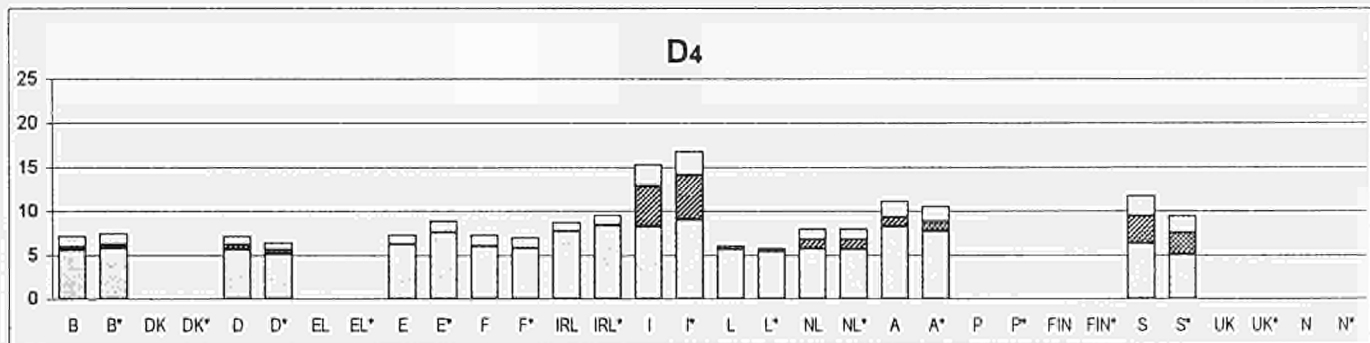
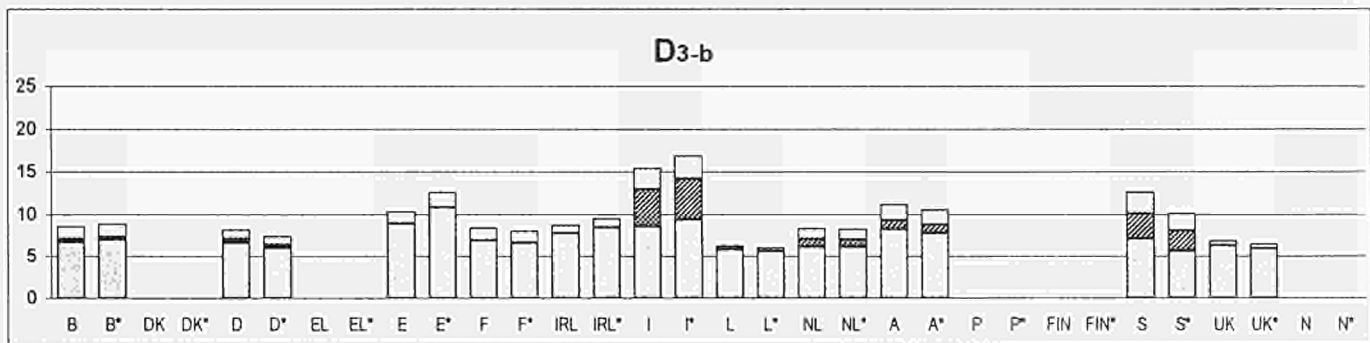
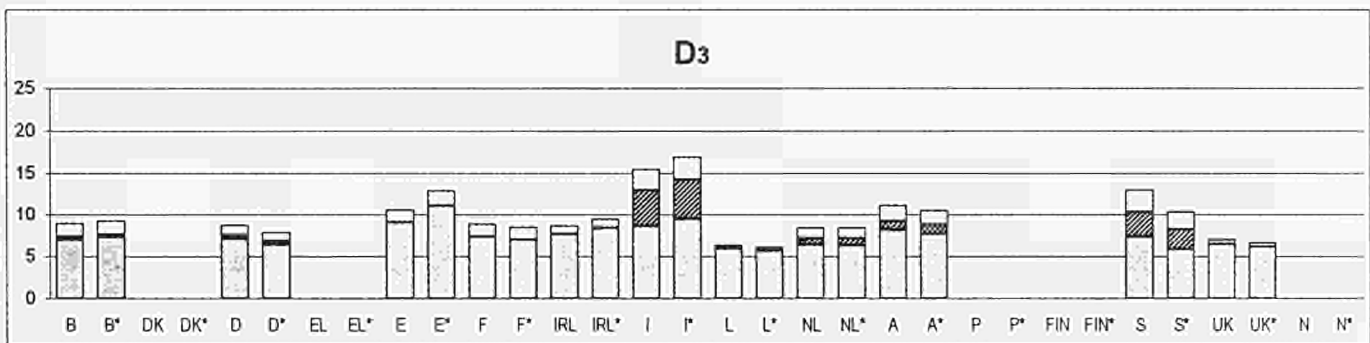
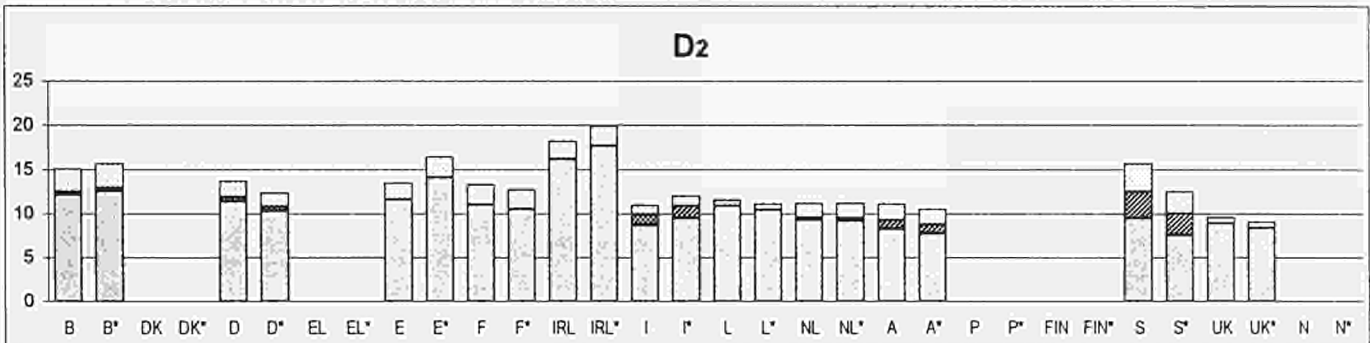
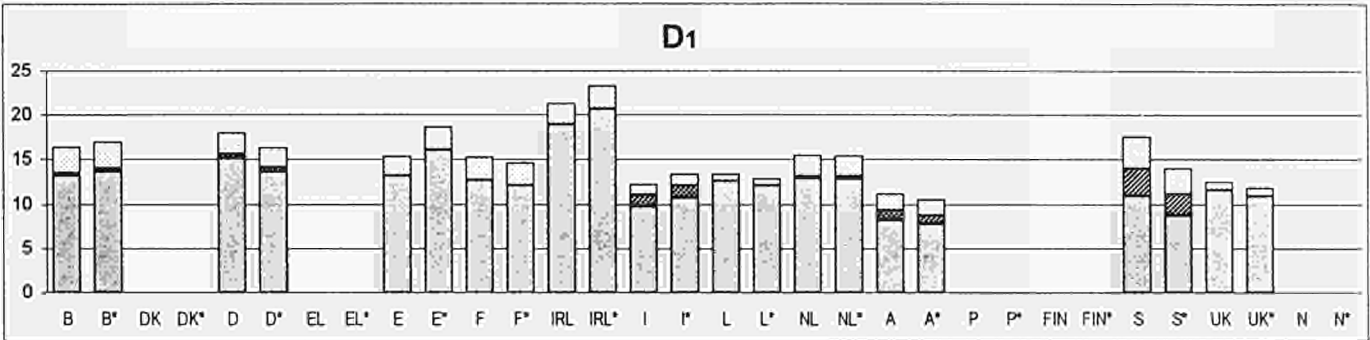
# Gas prices for households

ECU / GJ

\* PPS / GJ



1997-2



B BRUXELLES  
DK -  
D NATIONAL  
EL -

E MADRID  
F PARIS  
IRL DUBLIN  
I MILANO

L LUXEMBOURG  
NL ROTTERDAM  
A ÖSTERREICH  
P -

FIN NATIONAL  
S SVERIGE  
UK LONDON  
N NORGE

VAT  
Other taxes  
Taxes excluded

Five household standard consumers, coded D<sub>1</sub> to D<sub>4</sub>, were chosen:

eurostat		Annual consumption				
D <sub>1</sub>	8.37	GJ	(i.e	2 326	kWh)	
D <sub>2</sub> <sup>(1)</sup>	16.74	GJ	(i.e	4 652	kWh)	
D <sub>3</sub>	83.70	GJ	(i.e	23 260	kWh)	
D <sub>3b</sub>	125.60	GJ	(i.e	34 890	kWh)	
D <sub>4</sub>	1047.00	GJ	(i.e	290 750	kWh)	

<sup>(1)</sup> For the United Kingdom there is an additional standard consumer, i.e. D<sub>2b</sub> 33.49 GJ (or 9 300 kWh).

Prices for the standard consumers are given in national currencies, PPS (purchasing power standard, annual estimated value, as at 3 March for 1997) and in ECU (average value for July 1997).

### Conversion table in PPS and ECU

1 PPS =											
<b>B</b>	(BEF)	39.40	<b>E</b>	(ESP)	136.94	<b>L</b>	(LUF)	42.58	<b>FIN</b>	(FIM)	6.56
<b>DK</b>	(DKK)	9.25	<b>F</b>	(FRF)	6.98	<b>NL</b>	(NLG)	2.24	<b>S</b>	(SEK)	10.81
<b>D</b>	(DEM)	2.19	<b>IRL</b>	(IEP)	0.68	<b>A</b>	(ATS)	14.74	<b>UK</b>	(GBP)	0.70
<b>EL</b>	(GRD)	251.61	<b>I</b>	(ITL)	1741.21	<b>P</b>	(PTE)	133.84	<b>N</b>	(NOK)	9.89

1 ECU =											
<b>B</b>	(BEF)	40.85	<b>E</b>	(ESP)	166.90	<b>L</b>	(LUF)	40.85	<b>FIN</b>	(FIM)	5.86
<b>DK</b>	(DKK)	7.54	<b>F</b>	(FRF)	6.67	<b>NL</b>	(NLG)	2.23	<b>S</b>	(SEK)	8.63
<b>D</b>	(DEM)	1.98	<b>IRL</b>	(IEP)	0.74	<b>A</b>	(ATS)	13.92	<b>UK</b>	(GBP)	0.66
<b>EL</b>	(GRD)	310.43	<b>I</b>	(ITL)	1926.48	<b>P</b>	(PTE)	199.78	<b>N</b>	(NOK)	8.22

### Eurostat Data Shops

**BELGIQUE/BELGIË**  
Eurostat Data Shop Brussels  
Tel.: +32-2-299 66 66  
Fax: +32-2-295 01 25  
E-mail:  
Piera.Calcinaghi@eurostat.cec.be

**ESPAÑA**  
INE  
Data Shop Eurostat  
Tel.: +34-1-583 91 67  
Fax: +34-1-583 46 99  
E-mail: datashop@mundprensa.es

**ITALIA — Roma**  
ISTAT  
Centro di Informazione Statistica —  
Sede di Roma  
Data Shop Eurostat  
Tel.: +39-6-46 73 31 05/02  
Fax: +39-6-46 73 31 07/01  
E-mail: dipdiff@istat.it

**ITALIA — Milano**  
ISTAT  
Centro di Informazione Statistica —  
Sede di Milano  
Data Shop Eurostat  
Tel.: +39-2-65 95 133/134  
Fax: +39-2-65 30 75

**UNITED KINGDOM**  
ONS Sales Office  
Eurostat Data Shop (European Desk)  
Office for national statistics  
Tel.: +44-171-533 5676  
Fax: +44-171-533 5689  
E-mail: gloria.ryan@ons.gov.uk

**DANMARK**  
Danmark Statistiks  
Bibliotek og Information  
Eurostat Data Shop  
Tel.: +45 39 17 30 30  
Fax: +45 39 17 30 03  
E-mail: bib@dst.dk

**FRANCE**  
INSEE Info Service  
Data Shop Eurostat  
Tel.: +33-1-53 17 88 44  
Fax: +33-1-53 17 88 22

**LUXEMBOURG**  
Eurostat Data Shop Luxembourg  
Tel.: +352-43 35 22 51  
Fax: +352-43 35 22 221/245  
E-mail: agnesn@eurostat.datashop.lu

**USA**  
Haver analytics  
Eurostat Data Shop  
Tel.: +1-212-986 9300  
Fax: +1-212-986 5857  
E-mail: eurodata@haver.com

Eurostat homepage: <http://europa.eu.int/eurostat.html>

### Sales offices (EUR-OP)

BELGIQUE/BELGIË — DANMARK — DEUTSCHLAND — GREECE/ELLADA — FRANCE — IRELAND —  
ITALIA — GRAND-DUCHÉ DE LUXEMBOURG — NEDERLAND — ÖSTERREICH — PORTUGAL —  
SUOMI /FINLAND — SVERIGE — UNITED KINGDOM — ICELAND — NORWAY — SWITZERLAND —  
ČESKÁ REPUBLIKA — CYPRUS — MAGYARORSZÁG — MALTA — POLSKA — TÜRKIYE — BĂLGARIJA —  
HRVATSKA — ROMÂNIA — SLOVAKIA — SLOVENIA — ISRAEL — RUSSIA — AUSTRALIA — CANADA —  
EGYPT — JAPAN — SOUTH AFRICA — UNITED STATES OF AMERICA — MÉXICO — KOREAN REPUBLIC

A worldwide list of our sales agents is available from the  
Office for Official Publications of the European Communities  
2 rue Mercier — L-2985 Luxembourg  
tel. +352-2929-1 — fax. +352-2929 42658  
Internet address:  
[http://eur-op.eu.int/\\_en/general/s-ad.htm](http://eur-op.eu.int/_en/general/s-ad.htm)