



STATISTICS IN FOCUS

Energy and industry

1998 13

ISSN 1024-4328

Gas prices for EU households on 1 January 1998: slight downward trend


These comments are based on prices collected by EUROSTAT, expressed in national currency. For the comparative tables and the graphics, prices in ECU and purchasing power standards (PPS) have been used.

A study of the variations in deflated (all taxes included) gas prices from 1 July 1997 to 1 January 1998 reveals that in most locations¹ prices remained relatively stable, although they decreased slightly in average.

The drops affected prices in Germany for D1² (-8.4%), D2 (-8,6%) and D3-b (-6.2%) in Hamburg as well as in Austria in Wien for D3 to D4 (between -5.1% to -7.6%).

The biggest rises were recorded in Germany prices for D3 (+5.5%) and D4 (+15.7%) in Düsseldorf.

Variation in deflated (all taxes included) prices in national currency
(number of locations)

|  | D1 | D2 | D3 | D3-b | D4 |
|---|----|----|----|------|----|
| Downward trend | 14 | 13 | 14 | 14 | 11 |
| Upward trend | 16 | 17 | 15 | 16 | 16 |

- 1 The collection locations are listed above and to the right of the price tables.
- 2 See table below for standard consumers definition.

Manuscript completed on = 30.05.1998

For further information please contact:
Eurostat, L-2920 Luxembourg, tel. 4301-32040 Fax: 4301-34771

Price (excl. VAT) in Luxembourg: Subscription 'Statistics in focus' of all themes: ECU 348
Subscription 'Statistics in focus' of Theme 4 'Energy and industry': ECU 85
Single copy: ECU 6

Catalogue number: CA-NL-98-013-EN-C

Natural gas prices for households

1 January 1998

| | National currency | | | PPS | | | ECUS | | |
|--------------------|-------------------|-----------|-------------|------------|-----------|-------------|------------|-----------|-------------|
| | With taxes | VAT excl. | Taxes excl. | With taxes | VAT excl. | Taxes excl. | With taxes | VAT excl. | Taxes excl. |
| BELGIUM | <i>BEF</i> | | | | | | | | |
| Brussels | | | | | | | | | |
| D ₁ | 672.3 | 555.6 | 542.0 | 17.06 | 14.10 | 13.75 | 16.49 | 13.63 | 13.30 |
| D ₂ | 620.0 | 512.4 | 498.7 | 15.73 | 13.00 | 12.65 | 15.21 | 12.57 | 12.23 |
| D ₃ | 363.1 | 300.1 | 286.4 | 9.21 | 7.61 | 7.27 | 8.91 | 7.36 | 7.03 |
| D _{3-B} | 346.0 | 286.0 | 272.3 | 8.78 | 7.26 | 6.91 | 8.49 | 7.02 | 6.68 |
| D ₄ | 289.3 | 239.1 | 225.4 | 7.34 | 6.07 | 5.72 | 7.10 | 5.87 | 5.53 |
| GERMANY | <i>DEM</i> | | | | | | | | |
| Düsseldorf | | | | | | | | | |
| D ₁ | 35.68 | 31.03 | 30.03 | 16.34 | 14.21 | 13.76 | 18.06 | 15.70 | 15.20 |
| D ₂ | 26.80 | 23.31 | 22.31 | 12.28 | 10.68 | 10.22 | 13.56 | 11.80 | 11.29 |
| D ₃ | 17.86 | 15.53 | 14.53 | 8.18 | 7.11 | 6.66 | 9.04 | 7.86 | 7.35 |
| D _{3-B} | 16.64 | 14.47 | 13.47 | 7.62 | 6.63 | 6.17 | 8.42 | 7.32 | 6.82 |
| D ₄ | 14.50 | 12.61 | 11.61 | 6.64 | 5.78 | 5.32 | 7.34 | 6.38 | 5.88 |
| Hamburg | | | | | | | | | |
| D ₁ | 33.06 | 28.75 | 27.75 | 15.14 | 13.17 | 12.71 | 16.73 | 14.55 | 14.04 |
| D ₂ | 25.49 | 22.17 | 21.17 | 11.68 | 10.16 | 9.70 | 12.90 | 11.22 | 10.71 |
| D ₃ | 16.36 | 14.22 | 13.22 | 7.49 | 6.51 | 6.06 | 8.28 | 7.20 | 6.69 |
| D _{3-B} | 15.43 | 13.42 | 12.42 | 7.07 | 6.15 | 5.69 | 7.81 | 6.79 | 6.29 |
| D ₄ | 13.45 | 11.69 | 10.69 | 6.16 | 5.36 | 4.90 | 6.81 | 5.92 | 5.41 |
| Hannover | | | | | | | | | |
| D ₁ | 33.51 | 29.14 | 28.14 | 15.35 | 13.35 | 12.89 | 16.96 | 14.75 | 14.24 |
| D ₂ | 26.48 | 23.03 | 22.03 | 12.13 | 10.55 | 10.09 | 13.40 | 11.66 | 11.15 |
| D ₃ | 17.15 | 14.92 | 13.92 | 7.86 | 6.83 | 6.38 | 8.68 | 7.55 | 7.05 |
| D _{3-B} | 16.29 | 14.17 | 13.17 | 7.46 | 6.49 | 6.03 | 8.24 | 7.17 | 6.67 |
| D ₄ | 15.21 | 13.22 | 12.22 | 6.97 | 6.06 | 5.60 | 7.70 | 6.69 | 6.18 |
| Dortmund | | | | | | | | | |
| D ₁ | 38.72 | 33.67 | 32.67 | 17.74 | 15.42 | 14.97 | 19.60 | 17.04 | 16.53 |
| D ₂ | 27.18 | 23.64 | 22.64 | 12.45 | 10.83 | 10.37 | 13.76 | 11.96 | 11.46 |
| D ₃ | 16.71 | 14.53 | 13.53 | 7.65 | 6.66 | 6.20 | 8.46 | 7.35 | 6.85 |
| D _{3-B} | 15.49 | 13.47 | 12.47 | 7.10 | 6.17 | 5.71 | 7.84 | 6.82 | 6.31 |
| D ₄ | 12.65 | 11.00 | 10.00 | 5.79 | 5.04 | 4.58 | 6.40 | 5.57 | 5.06 |
| Frankfurt/M | | | | | | | | | |
| D ₁ | 36.64 | 31.86 | 30.86 | 16.78 | 14.59 | 14.14 | 18.54 | 16.13 | 15.62 |
| D ₂ | 27.79 | 24.17 | 23.17 | 12.73 | 11.07 | 10.61 | 14.07 | 12.23 | 11.73 |
| D ₃ | 17.67 | 15.36 | 14.36 | 8.09 | 7.04 | 6.58 | 8.94 | 7.77 | 7.27 |
| D _{3-B} | 16.07 | 13.97 | 12.97 | 7.36 | 6.40 | 5.94 | 8.13 | 7.07 | 6.56 |
| D ₄ | 14.66 | 12.75 | 11.75 | 6.72 | 5.84 | 5.38 | 7.42 | 6.45 | 5.95 |
| Stuttgart | | | | | | | | | |
| D ₁ | 40.51 | 35.22 | 34.22 | 18.56 | 16.13 | 15.68 | 20.50 | 17.83 | 17.32 |
| D ₂ | 33.73 | 29.33 | 28.33 | 15.45 | 13.44 | 12.98 | 17.07 | 14.84 | 14.34 |
| D ₃ | 20.16 | 17.53 | 16.53 | 9.24 | 8.03 | 7.57 | 10.20 | 8.87 | 8.37 |
| D _{3-B} | 18.50 | 16.08 | 15.08 | 8.47 | 7.37 | 6.91 | 9.36 | 8.14 | 7.63 |
| D ₄ | 15.62 | 13.58 | 12.58 | 7.16 | 6.22 | 5.76 | 7.91 | 6.87 | 6.37 |

Natural gas prices for households

1 January 1998

| | National currency | | | PPS | | | ECUS | | |
|---------------------------|-------------------|-----------|-------------|------------|-----------|-------------|------------|-----------|-------------|
| | With taxes | VAT excl. | Taxes excl. | With taxes | VAT excl. | Taxes excl. | With taxes | VAT excl. | Taxes excl. |
| GERMANY | | | | | | | | | |
| Munich | DEM | | | | | | | | |
| D ₁ | 31.15 | 27.08 | 26.08 | 14.27 | 12.41 | 11.95 | 15.77 | 13.71 | 13.20 |
| D ₂ | 24.53 | 21.33 | 20.33 | 11.24 | 9.77 | 9.31 | 12.42 | 10.80 | 10.29 |
| D ₃ | 18.18 | 15.81 | 14.81 | 8.33 | 7.24 | 6.78 | 9.20 | 8.00 | 7.50 |
| D _{3-B} | 16.61 | 14.44 | 13.44 | 7.61 | 6.61 | 6.16 | 8.41 | 7.31 | 6.80 |
| D ₄ | 15.65 | 13.61 | 12.61 | 7.17 | 6.23 | 5.78 | 7.92 | 6.89 | 6.38 |
| Weser – Ems | | | | | | | | | |
| D ₁ | 31.78 | 27.64 | 26.64 | 14.56 | 12.66 | 12.20 | 16.08 | 13.99 | 13.48 |
| D ₂ | 23.54 | 20.47 | 19.47 | 10.78 | 9.38 | 8.92 | 11.91 | 10.36 | 9.85 |
| D ₃ | 14.95 | 13.00 | 12.00 | 6.85 | 5.96 | 5.50 | 7.57 | 6.58 | 6.07 |
| D _{3-B} | 13.99 | 12.17 | 11.17 | 6.41 | 5.58 | 5.12 | 7.08 | 6.16 | 5.65 |
| D ₄ | 12.36 | 10.75 | 9.75 | 5.66 | 4.92 | 4.47 | 6.26 | 5.44 | 4.93 |
| Dresden | | | | | | | | | |
| D ₁ | 45.04 | 39.17 | 38.17 | 20.63 | 17.94 | 17.49 | 22.80 | 19.82 | 19.32 |
| D ₂ | 34.72 | 30.19 | 29.19 | 15.90 | 13.83 | 13.37 | 17.57 | 15.28 | 14.77 |
| D ₃ | 20.60 | 17.92 | 16.92 | 9.44 | 8.21 | 7.75 | 10.43 | 9.07 | 8.56 |
| D _{3-B} | 18.94 | 16.47 | 15.47 | 8.68 | 7.54 | 7.09 | 9.59 | 8.34 | 7.83 |
| D ₄ | 15.91 | 13.83 | 12.83 | 7.29 | 6.34 | 5.88 | 8.05 | 7.00 | 6.49 |
| Berlin | | | | | | | | | |
| D ₁ | 41.11 | 35.75 | 34.75 | 18.83 | 16.38 | 15.92 | 20.81 | 18.09 | 17.59 |
| D ₂ | 30.60 | 26.61 | 25.61 | 14.02 | 12.19 | 11.73 | 15.49 | 13.47 | 12.96 |
| D ₃ | 19.61 | 17.06 | 16.06 | 8.98 | 7.82 | 7.36 | 9.93 | 8.63 | 8.13 |
| D _{3-B} | 18.18 | 15.81 | 14.81 | 8.33 | 7.24 | 6.78 | 9.20 | 8.00 | 7.50 |
| D ₄ | 15.68 | 13.64 | 12.64 | 7.18 | 6.25 | 5.79 | 7.94 | 6.90 | 6.40 |
| SPAIN | | | | | | | | | |
| Madrid¹ | ESP | | | | | | | | |
| D ₁ | 2 553.1 | 2 201.0 | 2 201.0 | 18.43 | 15.89 | 15.89 | 15.24 | 13.14 | 13.14 |
| D ₂ | 2 249.2 | 1 938.9 | 1 938.9 | 16.24 | 14.00 | 14.00 | 13.43 | 11.58 | 11.58 |
| D ₃ | 1 767.2 | 1 523.4 | 1 523.4 | 12.76 | 11.00 | 11.00 | 10.55 | 9.09 | 9.09 |
| D _{3-B} | 1 719.8 | 1 482.6 | 1 482.6 | 12.42 | 10.70 | 10.70 | 10.27 | 8.85 | 8.85 |
| D ₄ | 1 207.7 | 1 041.1 | 1 041.1 | 8.72 | 7.52 | 7.52 | 7.21 | 6.22 | 6.22 |
| FRANCE | | | | | | | | | |
| Paris² | FRF | | | | | | | | |
| D ₁ | 104.89 | 86.98 | 86.98 | 15.08 | 12.50 | 12.50 | 15.85 | 13.15 | 13.15 |
| D ₂ | 91.42 | 75.81 | 75.81 | 13.14 | 10.90 | 10.90 | 13.82 | 11.46 | 11.46 |
| D ₃ | 61.21 | 50.76 | 50.76 | 8.80 | 7.30 | 7.30 | 9.25 | 7.67 | 7.67 |
| D _{3-B} | 57.50 | 47.68 | 47.68 | 8.27 | 6.85 | 6.85 | 8.69 | 7.21 | 7.21 |
| D ₄ | 50.17 | 41.60 | 41.60 | 7.21 | 5.98 | 5.98 | 7.58 | 6.29 | 6.29 |
| Strasbourg | | | | | | | | | |
| D ₁ | 143.60 | 119.07 | 119.07 | 20.64 | 17.12 | 17.12 | 21.70 | 18.00 | 18.00 |
| D ₂ | 115.17 | 95.49 | 95.49 | 16.56 | 13.73 | 13.73 | 17.41 | 14.43 | 14.43 |
| D ₃ | 66.97 | 55.53 | 55.53 | 9.63 | 7.98 | 7.98 | 10.12 | 8.39 | 8.39 |
| D _{3-B} | 64.10 | 53.15 | 53.15 | 9.22 | 7.64 | 7.64 | 9.69 | 8.03 | 8.03 |
| D ₄ | 56.06 | 46.49 | 46.49 | 8.06 | 6.68 | 6.68 | 8.47 | 7.03 | 7.03 |

¹ Prices also valid for : Barcelona, Valencia

² Prices zone 1, also valid for : Lille, Lyons, Toulouse, Marseilles

Natural gas prices for households

1 January 1998

| | National currency | | | PPS | | | ECUS | | |
|---------------------------|-------------------|-----------|-------------|------------|-----------|-------------|------------|-----------|-------------|
| | With taxes | VAT excl. | Taxes excl. | With taxes | VAT excl. | Taxes excl. | With taxes | VAT excl. | Taxes excl. |
| IRELAND | | | | | | | | | |
| Dublin | <i>IEP</i> | | | | | | | | |
| D ₁ | 15.72 | 13.97 | 13.97 | 23.12 | 20.54 | 20.54 | 19.98 | 17.76 | 17.76 |
| D ₂ | 13.41 | 11.92 | 11.92 | 19.72 | 17.53 | 17.53 | 17.04 | 15.15 | 15.15 |
| D ₃ | 6.40 | 5.69 | 5.69 | 9.41 | 8.37 | 8.37 | 8.13 | 7.23 | 7.23 |
| D _{3-B} | 6.40 | 5.69 | 5.69 | 9.41 | 8.37 | 8.37 | 8.13 | 7.23 | 7.23 |
| D ₄ | 6.40 | 5.69 | 5.69 | 9.41 | 8.37 | 8.37 | 8.13 | 7.23 | 7.23 |
| ITALY | | | | | | | | | |
| Milan | <i>ITL</i> | | | | | | | | |
| D ₁ | 23 377 | 21 251 | 18 763 | 13.32 | 12.11 | 10.69 | 11.92 | 10.84 | 9.57 |
| D ₂ | 21 054 | 19 140 | 16 645 | 12.00 | 10.91 | 9.49 | 10.74 | 9.76 | 8.49 |
| D ₃ | 30 329 | 25 274 | 16 302 | 17.29 | 14.41 | 9.29 | 15.47 | 12.89 | 8.31 |
| D _{3-B} | 30 266 | 25 222 | 16 064 | 17.25 | 14.38 | 9.16 | 15.44 | 12.86 | 8.19 |
| D ₄ | 30 077 | 25 064 | 15 533 | 17.14 | 14.29 | 8.85 | 15.34 | 12.78 | 7.92 |
| Turin | | | | | | | | | |
| D ₁ | 24 353 | 22 139 | 18 789 | 13.88 | 12.62 | 10.71 | 12.42 | 11.29 | 9.58 |
| D ₂ | 21 987 | 19 989 | 16 638 | 12.53 | 11.39 | 9.48 | 11.21 | 10.19 | 8.49 |
| D ₃ | 28 855 | 24 045 | 14 664 | 16.45 | 13.71 | 8.36 | 14.72 | 12.26 | 7.48 |
| D _{3-B} | 28 784 | 23 986 | 14 425 | 16.41 | 13.67 | 8.22 | 14.68 | 12.23 | 7.36 |
| D ₄ | 29 290 | 24 408 | 14 487 | 16.70 | 13.91 | 8.26 | 14.94 | 12.45 | 7.39 |
| Genoa | | | | | | | | | |
| D ₁ | 24 352 | 22 139 | 18 789 | 13.88 | 12.62 | 10.71 | 12.42 | 11.29 | 9.58 |
| D ₂ | 21 989 | 19 989 | 16 638 | 12.53 | 11.39 | 9.48 | 11.21 | 10.19 | 8.49 |
| D ₃ | 30 305 | 25 254 | 15 872 | 17.27 | 14.39 | 9.05 | 15.46 | 12.88 | 8.09 |
| D _{3-B} | 30 253 | 25 212 | 15 290 | 17.24 | 14.37 | 8.72 | 15.43 | 12.86 | 7.80 |
| D ₄ | 30 253 | 25 212 | 15 290 | 17.24 | 14.37 | 8.72 | 15.43 | 12.86 | 7.80 |
| Rom | | | | | | | | | |
| D ₁ | 25 667 | 23 334 | 19 983 | 14.63 | 13.30 | 11.39 | 13.09 | 11.90 | 10.19 |
| D ₂ | 23 302 | 21 183 | 17 833 | 13.28 | 12.07 | 10.16 | 11.88 | 10.80 | 9.09 |
| D ₃ | 32 877 | 27 397 | 17 756 | 18.74 | 15.62 | 10.12 | 16.77 | 13.97 | 9.06 |
| D _{3-B} | 32 806 | 27 338 | 17 517 | 18.70 | 15.58 | 9.98 | 16.73 | 13.94 | 8.93 |
| D ₄ | 33 952 | 28 293 | 18 112 | 19.35 | 16.13 | 10.32 | 17.32 | 14.43 | 9.24 |
| Naples | | | | | | | | | |
| D ₁ | 26 468 | 24 062 | 21 179 | 15.09 | 13.72 | 12.07 | 13.50 | 12.27 | 10.80 |
| D ₂ | 24 102 | 21 911 | 19 028 | 13.74 | 12.49 | 10.85 | 12.29 | 11.17 | 9.70 |
| D ₃ | 34 021 | 28 350 | 21 399 | 19.39 | 16.16 | 12.20 | 17.35 | 14.46 | 10.91 |
| D _{3-B} | 33 942 | 28 285 | 21 158 | 19.35 | 16.12 | 12.06 | 17.31 | 14.43 | 10.79 |
| D ₄ | 32 766 | 27 304 | 19 824 | 18.68 | 15.56 | 11.30 | 16.71 | 13.93 | 10.11 |
| LUXEMBOURG | | | | | | | | | |
| City of Luxembourg | <i>LUF</i> | | | | | | | | |
| D ₁ | 536.01 | 505.67 | 505.67 | 12.48 | 11.78 | 11.78 | 13.15 | 12.40 | 12.40 |
| D ₂ | 461.86 | 435.72 | 435.72 | 10.76 | 10.15 | 10.15 | 11.33 | 10.69 | 10.69 |
| D ₃ | 248.75 | 234.67 | 234.67 | 5.79 | 5.47 | 5.47 | 6.10 | 5.76 | 5.76 |
| D _{3-B} | 243.80 | 230.00 | 230.00 | 5.68 | 5.36 | 5.36 | 5.98 | 5.64 | 5.64 |
| D ₄ | 234.79 | 221.50 | 221.50 | 5.47 | 5.16 | 5.16 | 5.76 | 5.43 | 5.43 |

Natural gas prices for households

1 January 1998

| | National currency | | | PPS | | | ECUS | | |
|---------------------------|-------------------|-----------|-------------|------------|-----------|-------------|------------|-----------|-------------|
| | With taxes | VAT excl. | Taxes excl. | With taxes | VAT excl. | Taxes excl. | With taxes | VAT excl. | Taxes excl. |
| NETHERLANDS | | | | | | | | | |
| Rotterdam | NLG | | | | | | | | |
| D ₁ | 33.89 | 28.84 | 28.23 | 15.11 | 12.86 | 12.59 | 15.22 | 12.95 | 12.68 |
| D ₂ | 24.41 | 20.78 | 20.16 | 10.88 | 9.26 | 8.99 | 10.96 | 9.33 | 9.05 |
| D ₃ | 18.94 | 16.12 | 13.71 | 8.44 | 7.19 | 6.11 | 8.51 | 7.24 | 6.16 |
| D _{3-B} | 18.67 | 15.89 | 13.17 | 8.32 | 7.08 | 5.87 | 8.38 | 7.14 | 5.91 |
| D ₄ | 18.19 | 15.48 | 12.23 | 8.11 | 6.90 | 5.45 | 8.17 | 6.95 | 5.49 |
| AUSTRIA | | | | | | | | | |
| Vienna | ATS | | | | | | | | |
| D ₁ | 155.06 | 129.22 | 114.28 | 10.53 | 8.78 | 7.76 | 11.16 | 9.30 | 8.22 |
| D ₂ | 155.06 | 129.22 | 114.28 | 10.53 | 8.78 | 7.76 | 11.16 | 9.30 | 8.22 |
| D ₃ | 146.77 | 122.31 | 107.37 | 9.97 | 8.31 | 7.29 | 10.56 | 8.80 | 7.72 |
| D _{3-B} | 145.32 | 121.10 | 106.17 | 9.87 | 8.23 | 7.21 | 10.45 | 8.71 | 7.64 |
| D ₄ | 142.82 | 119.01 | 104.09 | 9.70 | 8.08 | 7.07 | 10.27 | 8.56 | 7.49 |
| FINLAND | | | | | | | | | |
| National | FIN | | | | | | | | |
| D ₁ | : | : | : | : | : | : | : | : | : |
| D ₂ | : | : | : | : | : | : | : | : | : |
| D ₃ | : | : | : | : | : | : | : | : | : |
| D _{3-B} | : | : | : | : | : | : | : | : | : |
| D ₄ | : | : | : | : | : | : | : | : | : |
| SWEDEN | | | | | | | | | |
| National | SEK | | | | | | | | |
| D ₁ | 151.10 | 120.80 | 94.40 | 13.89 | 11.11 | 8.68 | 17.33 | 13.86 | 10.83 |
| D ₂ | 135.00 | 108.10 | 81.70 | 12.41 | 9.94 | 7.51 | 15.49 | 12.40 | 9.37 |
| D ₃ | 111.70 | 89.40 | 63.10 | 10.27 | 8.22 | 5.80 | 12.81 | 10.26 | 7.24 |
| D _{3-B} | 108.60 | 86.90 | 60.60 | 9.98 | 7.99 | 5.57 | 12.46 | 9.97 | 6.95 |
| D ₄ | 103.30 | 82.80 | 56.40 | 9.50 | 7.61 | 5.18 | 11.85 | 9.50 | 6.47 |
| UNITED KINGDOM (1) | | | | | | | | | |
| London | GBP | | | | | | | | |
| D ₁ | 8.03 | 7.65 | 7.65 | 11.39 | 10.85 | 10.85 | 12.07 | 11.50 | 11.50 |
| D ₂ | 6.15 | 5.86 | 5.86 | 8.72 | 8.31 | 8.31 | 9.25 | 8.81 | 8.81 |
| D ₃ | 4.50 | 4.29 | 4.29 | 6.38 | 6.09 | 6.09 | 6.77 | 6.45 | 6.45 |
| D _{3-B} | 4.36 | 4.15 | 4.15 | 6.18 | 5.89 | 5.89 | 6.56 | 6.24 | 6.24 |
| D _{2-B} | 5.12 | 4.87 | 4.87 | 7.26 | 6.91 | 6.91 | 7.70 | 7.32 | 7.32 |
| Leeds | | | | | | | | | |
| D ₁ | 8.03 | 7.65 | 7.65 | 11.39 | 10.85 | 10.85 | 12.07 | 11.50 | 11.50 |
| D ₂ | 6.15 | 5.86 | 5.86 | 8.72 | 8.31 | 8.31 | 9.25 | 8.81 | 8.81 |
| D ₃ | 4.50 | 4.29 | 4.29 | 6.38 | 6.09 | 6.09 | 6.77 | 6.45 | 6.45 |
| D _{3-B} | 4.36 | 4.15 | 4.15 | 6.18 | 5.89 | 5.89 | 6.56 | 6.24 | 6.24 |
| D _{2-B} | 5.12 | 4.87 | 4.87 | 7.26 | 6.91 | 6.91 | 7.70 | 7.32 | 7.32 |
| Birmingham | | | | | | | | | |
| D ₁ | 8.03 | 7.65 | 7.65 | 11.39 | 10.85 | 10.85 | 12.07 | 11.50 | 11.50 |
| D ₂ | 6.15 | 5.86 | 5.86 | 8.72 | 8.31 | 8.31 | 9.25 | 8.81 | 8.81 |
| D ₃ | 4.50 | 4.29 | 4.29 | 6.38 | 6.09 | 6.09 | 6.77 | 6.45 | 6.45 |
| D _{3-B} | 4.36 | 4.15 | 4.15 | 6.18 | 5.89 | 5.89 | 6.56 | 6.24 | 6.24 |
| D _{2-B} | 5.12 | 4.87 | 4.87 | 7.26 | 6.91 | 6.91 | 7.70 | 7.32 | 7.32 |

¹ Extra standard consumer "D2-B" for United Kingdom only

Gasworks gas prices for households



eurostat

(/ GJ)

1 January 1998

| | National currency | | | PPS | | | ECUS | | |
|------------------|-------------------|-----------|------------|------------|-----------|------------|------------|-----------|------------|
| | With taxes | VAT excl. | Taxes exc. | With taxes | VAT excl. | Taxes exc. | With taxes | VAT excl. | Taxes exc. |
| DENMARK | | | | | | | | | |
| National | DKK | | | | | | | | |
| D ₁ | 310.60 | 248.48 | 242.72 | 33.35 | 26.68 | 26.06 | 41.27 | 33.02 | 32.25 |
| D ₂ | 252.66 | 202.13 | 196.36 | 27.13 | 21.70 | 21.08 | 33.57 | 26.86 | 26.09 |
| D ₃ | 198.35 | 158.68 | 152.91 | 21.30 | 17.04 | 16.42 | 26.36 | 21.09 | 20.32 |
| D _{3-B} | 183.89 | 147.11 | 141.35 | 19.74 | 15.80 | 15.18 | 24.44 | 19.55 | 18.78 |
| D ₄ | 142.06 | 113.65 | 107.88 | 15.25 | 12.20 | 11.58 | 18.88 | 15.10 | 14.34 |
| PORTUGAL | | | | | | | | | |
| Lisbon | PTE | | | | | | | | |
| D ₁ | : | : | : | : | : | : | : | : | : |
| D ₂ | : | : | : | : | : | : | : | : | : |
| D ₃ | : | : | : | : | : | : | : | : | : |
| D _{3-B} | : | : | : | : | : | : | : | : | : |
| D ₄ | : | : | : | : | : | : | : | : | : |

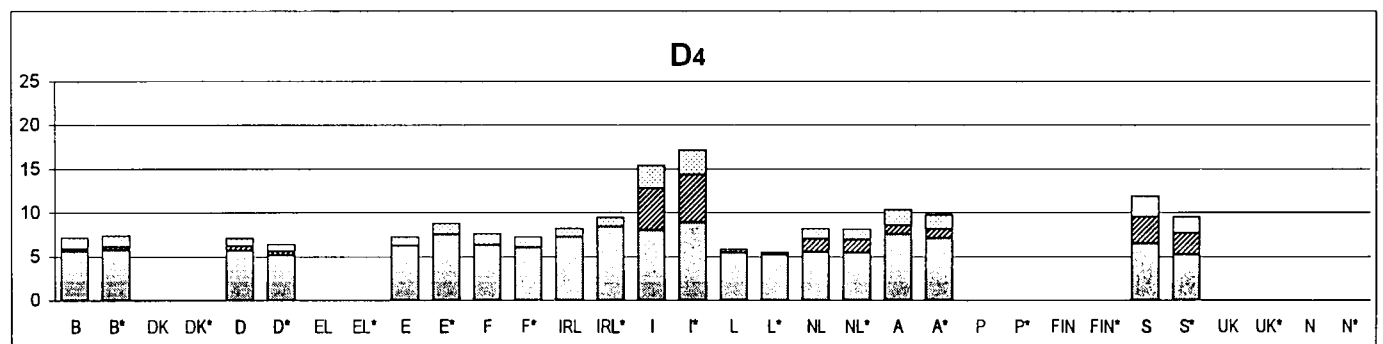
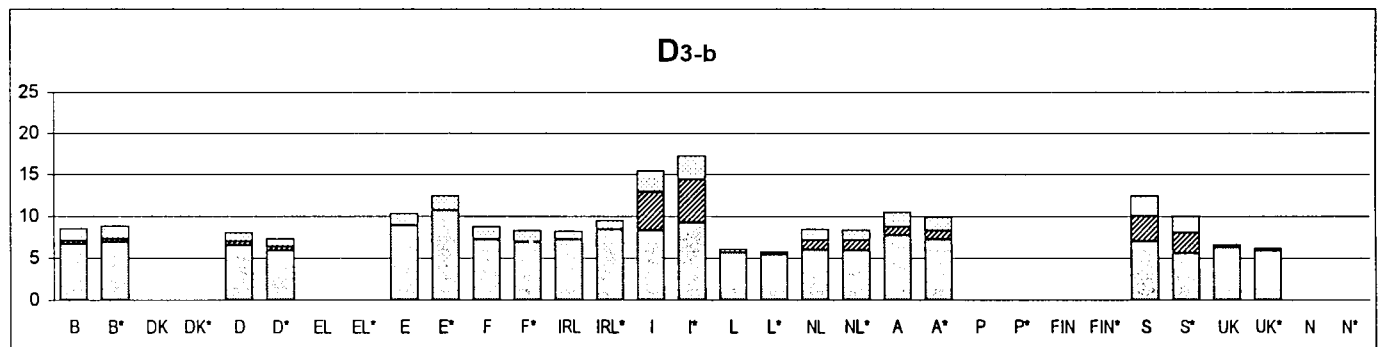
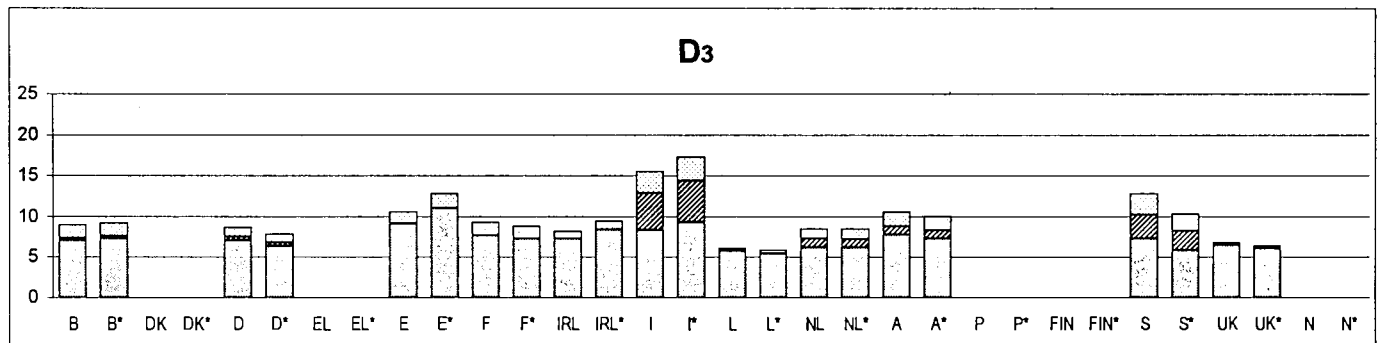
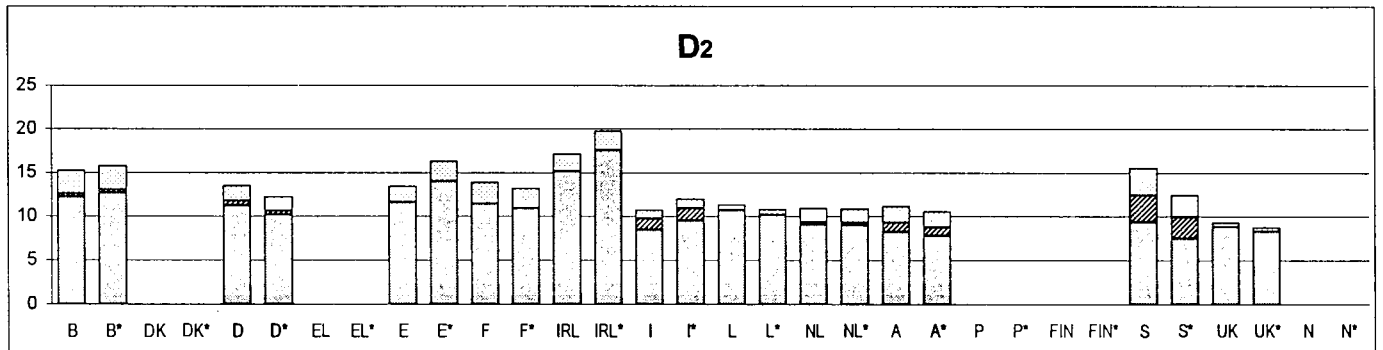
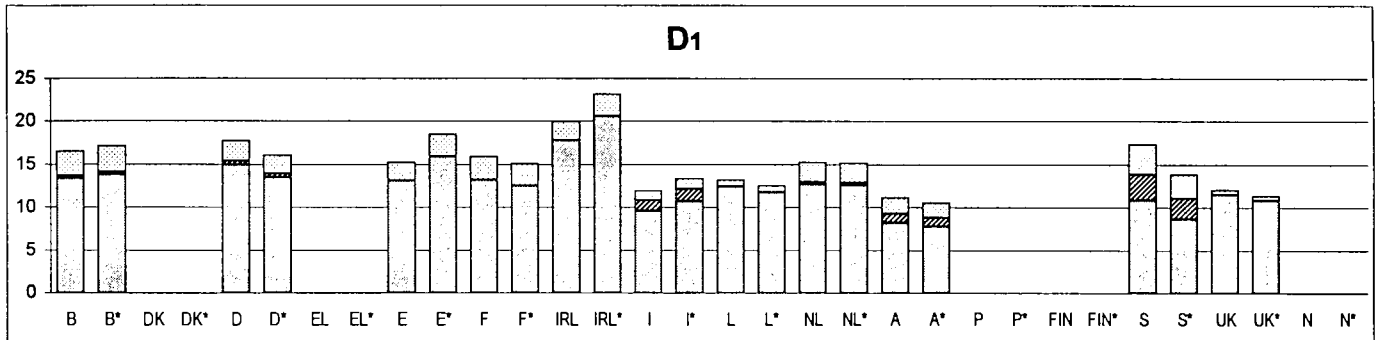
Gas prices for households

ECU / GJ

* PPS / GJ



1998-1



B BRUXELLES
DK -
D NATIONAL
EL -


E MADRID
F PARIS
IRL DUBLIN
I MILANO

L LUXEMBOURG
NL ROTTERDAM
A ÖSTERREICH
P -

FIN NATIONAL
S SVERIGE
UK LONDON
N NORGE

VAT
Other taxes
Taxes excluded

Five household standard consumers, coded D₁ to D₄, were chosen:

|  | | Annual consumption | | | |
|---|---------|--------------------|------|---------|------|
| D ₁ | 8.37 | GJ | (i.e | 2 326 | kWh) |
| D ₂ ⁽¹⁾ | 16.74 | GJ | (i.e | 4 652 | kWh) |
| D ₃ | 83.70 | GJ | (i.e | 23 260 | kWh) |
| D _{3b} | 125.60 | GJ | (i.e | 34 890 | kWh) |
| D ₄ | 1047.00 | GJ | (i.e | 290 750 | kWh) |

⁽¹⁾ For the United Kingdom there is an additional standard consumer, i.e. D_{2b} 33.49 GJ (or 9 300 kWh).

Prices for the standard consumers are given in national currencies, PPS (purchasing power standard, annual estimated value, as at 5 March for 1998) and in ECU (average value for January 1998).

Conversion table in PPS and ECU

| 1 PPS = | | | | | |
|-----------------|--------|------------------|---------|-----------------|--------|
| B (BEF) | 39.41 | E (ESP) | 138.58 | L (LUF) | 42.94 |
| DK (DKK) | 9.31 | F (FRF) | 6.96 | NL (NLG) | 2.24 |
| D (DEM) | 2.18 | IRL (IEP) | 0.68 | A (ATS) | 14.72 |
| EL (GRD) | 262.74 | I (ITL) | 1751.33 | P (PTE) | 135.44 |
| | | FIN (FIM) | 6.57 | S (SEK) | 10.88 |
| | | UK (GBP) | 0.71 | NO (NOK) | 9.93 |

| 1 ECU = | | | | | |
|-----------------|--------|------------------|---------|-----------------|--------|
| B (BEF) | 40.76 | E (ESP) | 167.47 | L (LUF) | 40.76 |
| DK (DKK) | 7.53 | F (FRF) | 6.62 | NL (NLG) | 2.23 |
| D (DEM) | 1.98 | IRL (IEP) | 0.79 | A (ATS) | 13.90 |
| EL (GRD) | 312.33 | I (ITL) | 1944.67 | P (PTE) | 202.11 |
| | | FIN (FIM) | 5.98 | S (SEK) | 8.72 |
| | | UK (GBP) | 0.67 | NO (NOK) | 8.16 |

Eurostat Data Shop

BELGIQUE/BELGIË
Eurostat Data Shop
Bruxelles/Brussel
Tel. (32-2) 299 66 66
Fax (32-2) 295 01 25
E-mail:
Piera.Calcinaghi@eurostat.cec.be

DANMARK
Danmarks Statistik
Bibliotek og Information
Eurostat Data Shop
Tel. (45) 39 17 30 30
Fax (45) 39 17 30 03
E-mail: bib@dst.dk

DEUTSCHLAND
STATISTISCHES BUNDESAMT -
Berlin
Information Service
Eurostat Data Shop
Tel. (49-30) 23 24 64 27/28
Fax (49-30) 23 24 64 30

ESPAÑA
INE
Eurostat Data Shop
Tel. (34-1) 583 91 67
Fax (34-1) 579 71 20
E-mail: datashop.eurostat@ine.es

FRANCE
INSEE Info Service
Eurostat Data Shop
Tel. (33-1) 53 17 88 44
Fax (33-1) 53 17 88 22
E-mail:
datashop@dg75iisa.insee.atlas.fr

ITALIA — Milano
ISTAT
Centro di informazione statistica —
Sede di Milano
Eurostat Data Shop
Tel. (39-2) 65 95 133/134
Fax (39-2) 65 30 75

ITALIA — Roma
ISTAT
Centro di informazione statistica —
Sede di Roma
Eurostat Data Shop
Tel. (39-6) 46 73 31 05/02
Fax (39-6) 46 73 31 07/01
E-mail: dipdfff@istat.it

LUXEMBOURG
Eurostat Data Shop Luxembourg
BP 453 L - 2014 Luxembourg
4, rue A. Weicker
L - 2721 Luxembourg
Tel. (352) 43 35 22 51
Fax (352) 43 35 22 21
E-mail: agnesn@eurostat.datashop.lu

NEDERLAND
STATISTICS NETHERLANDS
Eurostat Data Shop - Library
Tel. (31-70) 337 49 00
Fax (31-70) 337 59 84
E-mail: datashop@cbs.nl

SVERIGE
STATISTICS SWEDEN
Information service
Eurostat Data Shop
Tel. (46-8) 783 48 01
Fax (46-8) 783 48 99
E-mail: info-service@scb.se

UNITED KINGDOM
ONS Sales Office
Eurostat Data Shop
Office for national statistics
Tel. (44-171) 533 5676
Fax (44-171) 533 5689
E-mail: gloria.ryan@ons.gov.uk

USA
Haver analytics
Eurostat Data Shop
Tel. (1-212) 986 9300
Fax (1-212) 986 5857
E-mail: eurodata@haver.com

Eurostat homepage: <http://europa.eu.int/eurostat.html>

Sales offices (EUR-OP)

BELGIQUE/BELGIË — DANMARK — DEUTSCHLAND — GREECE/ELLADA — FRANCE — IRELAND —
ITALIA — GRAND-DUCHÉ DE LUXEMBOURG — NEDERLAND — ÖSTERREICH — PORTUGAL —
SUOMI /FINLAND — SVERIGE — UNITED KINGDOM — ICELAND — NORWAY — SWITZERLAND —
ČESKÁ REPUBLIKA — CYPRUS — MAGYARORSZÁG — MALTA — POLSKA — TÜRKIYE — BÄLGARIJA —
HRVATSKA — ROMÂNIA — SLOVAKIA — SLOVENIA — ISRAEL — RUSSIA — AUSTRALIA — CANADA —
EGYPT — JAPAN — SOUTH AFRICA — UNITED STATES OF AMERICA — MEXICO — KOREAN REPUBLIC

A worldwide list of our sales agents is available from the
Office for Official Publications of the European Communities
2 rue Mercier — L-2985 Luxembourg
tel. (352) 2929-1 — fax. (352) 2929-42658
Internet address:
<http://eur-op.eu.int/en/generals-ad.htm>