



TIERISCHE ERZEUGUNG

Vierteljährliche Statistiken

ANIMAL PRODUCTION

Quarterly statistics

PRODUCTION ANIMALE

Statistiques trimestrielles

4 □ 1994



STATISTISCHES AMT DER EUROPÄISCHEN GEMEINSCHAFTEN
STATISTICAL OFFICE OF THE EUROPEAN COMMUNITIES
OFFICE STATISTIQUE DES COMMUNAUTÉS EUROPÉENNES

L-2920 Luxembourg — Tél. (352) 43 01-1 — Télex COMEUR LU 3423
B-1049 Bruxelles, rue de la Loi 200 — Tél. (32-2) 299 11 11

Eurostat hat die Aufgabe, den Informationsbedarf der Kommission und aller am Aufbau des Binnenmarktes Beteiligten mit Hilfe des europäischen statistischen Systems zu decken.

Um der Öffentlichkeit die große Menge an verfügbaren Daten zugänglich zu machen und Benutzern die Orientierung zu erleichtern, werden zwei Arten von Publikationen angeboten: Statistische Dokumente und Veröffentlichungen.

Statistische Dokumente sind für den Fachmann konzipiert und enthalten das ausführliche Datenmaterial: Bezugsdaten, bei denen die Konzepte allgemein bekannt, standardisiert und wissenschaftlich fundiert sind. Diese Daten werden in einer sehr tiefen Gliederung dargeboten. Die Statistischen Dokumente wenden sich an Fachleute, die in der Lage sind, selbständig die benötigten Daten aus der Fülle des dargebotenen Materials auszuwählen. Diese Daten sind in gedruckter Form und/oder auf Diskette, Magnetband, CD-ROM verfügbar. Statistische Dokumente unterscheiden sich auch optisch von anderen Veröffentlichungen durch den mit einer stilisierten Graphik versehenen weißen Einband.

Veröffentlichungen wenden sich an eine ganz bestimmte Zielgruppe, wie zum Beispiel an den Bildungsbereich oder an Entscheidungsträger in Politik und Verwaltung. Sie enthalten ausgewählte und auf die Bedürfnisse einer Zielgruppe abgestellte und kommentierte Informationen. Eurostat übernimmt hier also eine Art Beraterrolle.

Für einen breiteren Benutzerkreis gibt Eurostat Jahrbücher und periodische Veröffentlichungen heraus. Diese enthalten statistische Ergebnisse für eine erste Analyse sowie Hinweise auf weiteres Datenmaterial für vertiefende Untersuchungen. Diese Veröffentlichungen werden in gedruckter Form und in Datenbanken angeboten, die in Menütechnik zugänglich sind.

Um Benutzern die Datensuche zu erleichtern, hat Eurostat Themenkreise, d. h. eine Untergliederung nach Sachgebieten, eingeführt. Daneben sind sowohl die Statistischen Dokumente als auch die Veröffentlichungen in bestimmte Reihen, wie zum Beispiel „Jahrbücher“, „Konjunktur“, „Methoden“, untergliedert, um den Zugriff auf die statistischen Informationen zu erleichtern.

Y. Franchet
Generaldirektor

It is Eurostat's responsibility to use the European statistical system to meet the requirements of the Commission and all parties involved in the development of the single market.

To ensure that the vast quantity of accessible data is made widely available, and to help each user make proper use of this information, Eurostat has set up two main categories of document: statistical documents and publications.

The statistical document is aimed at specialists and provides the most complete sets of data: reference data where the methodology is well-established, standardized, uniform and scientific. These data are presented in great detail. The statistical document is intended for experts who are capable of using their own means to seek out what they require. The information is provided on paper and/or on diskette, magnetic tape, CD-ROM. The white cover sheet bears a stylized motif which distinguishes the statistical document from other publications.

The publications proper tend to be compiled for a well-defined and targeted public, such as educational circles or political and administrative decision-makers. The information in these documents is selected, sorted and annotated to suit the target public. In this instance, therefore, Eurostat works in an advisory capacity.

Where the readership is wider and less well-defined, Eurostat provides the information required for an initial analysis, such as yearbooks and periodicals which contain data permitting more in-depth studies. These publications are available on paper or in videotext databases.

To help the user focus his research, Eurostat has created 'themes', i.e. subject classifications. The statistical documents and publications are listed by series: e.g. yearbooks, short-term trends or methodology in order to facilitate access to the statistical data.

Y. Franchet
Director-General

Pour établir, évaluer ou apprécier les différentes politiques communautaires, la Commission européenne a besoin d'informations.

Eurostat a pour mission, à travers le système statistique européen, de répondre aux besoins de la Commission et de l'ensemble des personnes impliquées dans le développement du marché unique.

Pour mettre à la disposition de tous l'importante quantité de données accessibles et faire en sorte que chacun puisse s'orienter correctement dans cet ensemble, deux grandes catégories de documents ont été créées: les documents statistiques et les publications.

Le document statistique s'adresse aux spécialistes. Il fournit les données les plus complètes: données de référence où la méthodologie est bien connue, standardisée, normalisée et scientifique. Ces données sont présentées à un niveau très détaillé. Le document statistique est destiné aux experts capables de rechercher, par leurs propres moyens, les données requises. Les informations sont alors disponibles sur papier et/ou sur disquette, bande magnétique, CD-ROM. La couverture blanche ornée d'un graphisme stylisé démarque le document statistique des autres publications.

Les publications proprement dites peuvent, être réalisées pour un public bien déterminé, ciblé, par exemple l'enseignement ou les décideurs politiques ou administratifs. Des informations sélectionnées, triées et commentées en fonction de ce public lui sont apportées. Eurostat joue, dès lors, le rôle de conseiller.

Dans le cas d'un public plus large, moins défini, Eurostat procure des éléments nécessaires à une première analyse, les annuaires et les périodiques, dans lesquels figurent les renseignements adéquats pour approfondir l'étude. Ces publications sont présentées sur papier ou dans des banques de données de type vidéotex.

Pour aider l'utilisateur à s'orienter dans ses recherches, Eurostat a créé les thèmes, c'est-à-dire une classification par sujet. Les documents statistiques et les publications sont répertoriés par série — par exemple, annuaire, conjoncture, méthodologie — afin de faciliter l'accès aux informations statistiques.

Y. Franchet
Directeur général

TIERISCHE ERZEUGUNG

Vierteljährliche Statistiken

ANIMAL PRODUCTION

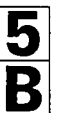
Quarterly statistics

PRODUCTION ANIMALE

Statistiques trimestrielles

4 □ 1994

Theme / Thème
Agriculture, forestry and fisheries / Agriculture, sylviculture et pêche
Series / Série
Short-term trends / Conjoncture



STATISTISCHES DOKUMENT □ STATISTICAL DOCUMENT □ DOCUMENT STATISTIQUE

Auf Recycling-Papier gedruckt □ Printed on recycled paper □ Imprimé sur papier recyclé

Luxembourg: Office des publications officielles des Communautés européennes, 1994

© EGKS-EG-EAG, Brüssel • Luxembourg, 1994

Nachdruck — ausgenommen zu kommerziellen Zwecken — mit Quellenangabe gestattet.

© ECSC-EC-EAEC, Brussels • Luxembourg, 1994

Reproduction is authorized, except for commercial purposes, provided the source is acknowledged.

© CECA-CE-CEEA, Bruxelles • Luxembourg, 1994

Reproduction autorisée, sauf à des fins commerciales, moyennant mention de la source.

Printed in Belgium

Inhaltsverzeichnis

| | Seiten |
|--|------------------|
| I. Monatliche Fleischstatistik | 7 – 69 |
| Nettoerzeugung (Schlachtungen) | |
| Bruttoeigenerzeugung | |
| Außenhandel mit lebenden Tieren | |
| | |
| II. Monatliche Eier – und Geflügelstatistik | 71 – 101 |
| Aufgestallte Küken | |
| Nutzung der Brütereien (Brut und Schlüpf) | |
| Außenhandel mit Küken | |
| | |
| III. Monatliche Statistik über Milch und Milcherzeugnisse | 103 – 115 |
| Kuhmilchaufnahme | |
| Gewinnung von Milcherzeugnisse | |
| Bestände an Magermilchpulver und Butter | |
| | |
| IV. Versorgungsbilanzen – Erhebungsergebnisse – Vorausschätzungen | 117 – 137 |

Contents

| | Pages |
|---|------------------|
| I. Monthly statistics on meat | 7 – 69 |
| Net production (slaughterings) | |
| Gross indigenous production | |
| External trade in live animals | |
| | |
| II. Monthly statistics on eggs and poultry | 71 – 101 |
| Chicks placed | |
| Utilisation of hatcheries (incubations and hatchings) | |
| External trade in chicks | |
| | |
| III. Monthly statistics on milk and milk products | 103 – 115 |
| Collection of cow's milk | |
| Milk products obtained | |
| Stocks of skimmed-milk powder and butter | |
| | |
| IV. Supply balance-sheets – Survey results – Forecasts | 117 – 137 |

Table des matières

| | Pages |
|---|------------------|
| I. Statistiques mensuelles de la viande | 7 – 69 |
| Production nette (abattages) | |
| Production indigène brute | |
| Commerce extérieur d'animaux vivants | |
| II. Statistiques mensuelles des oeufs et de la volaille | 71 – 101 |
| Poussins mis en place | |
| Activité des couvoirs (mises en incubation et éclosions) | |
| Commerce extérieur de poussins | |
| III. Statistiques mensuelles du lait et des produits laitiers | 103 – 115 |
| Collecte de lait de vache | |
| Produits laitiers obtenus | |
| Stocks de lait en poudre et de beurre | |
| IV. Bilans d'approvisionnement–Résultats d'enquêtes–Prévisions | 117 – 137 |



Monatliche Fleischstatistik
Monthly statistics on meat
Statistiques mensuelles de la viande

| | BULLOCKS | | | | | | | | | | | | BOEUFs | | | | | | |
|-----------------|--------------------------------|-------|-------|-------|-------|-------|--------------------------------|-------|-------|-------|-----|-----|------------------------------|-------|------------|---|---|---|---|
| | OCHSEN | | | | | | NET PRODUCTION (SLAUGHTERINGS) | | | | | | PRODUCTION NETTE (ABATTAGES) | | | | | | |
| | NETTOERZEUGUNG (SCHLACHTUNGEN) | | | | | | | | | | | | | | TOTAL | | | | |
| | I | I | I | I | I | I | I | I | I | I | I | I | I | I | I | I | I | I | I |
| | JAN | FEB | MAR | APR | MAY | JUN | JUL | AUG | SEP | OCT | NOV | DEC | TOTAL | TOTAL | | | | | |
| | 1000 STUECK | | | | | | | | | | | | 1000 HEAD | | 1000 TETES | | | | |
| EUR 12 | 92 | 209 | 179 | 221 | 230 | 161 | 162 | 192 | 199 | 309 | 432 | 310 | 214 | 2818 | | | | | |
| | 93 | 228 | 197 | 215 | 230 | 136 | 139 | 168 | 187 | 231 | 287 | 289 | 167 | 2474 | | | | | |
| | 94 | 180 | 156 | 204 | 241 | 129 | 131 | : | : | : | : | : | : | : | | | | | |
| % | 94 | -21,0 | -21,0 | -5,0 | 4,7 | -5,1 | -5,5 | : | : | : | : | : | : | : | | | | | |
| %+ | 94 | -21,0 | -21,0 | -15,7 | -10,3 | -9,6 | : | : | : | : | : | : | : | : | | | | | |
| EUR 12# | 92 | 209 | 179 | 221 | 230 | 161 | : | : | : | : | : | : | : | : | | | | | |
| BELGIE-BELGIQUE | 92 | 4 | 4 | 4 | 4 | 4 | 4 | 4 | 4 | 4 | 5 | 3 | 3 | 48 | | | | | |
| | 93 | 3 | 2 | 3 | 2 | 2 | 3 | 3 | 3 | 3 | 4 | 4 | 4 | 37 | | | | | |
| | 94 | 4 | 3 | 3 | 2 | 2 | 2 | 2 | 2 | 2 | 2 | 2 | 2 | : | | | | | |
| % | 94 | 49,3 | 7,1 | 1,7 | -4,5 | -2,8 | -25,7 | -24,0 | -13,0 | : | : | : | : | : | | | | | |
| %+ | 94 | 49,3 | 30,0 | 19,8 | 14,3 | 11,3 | 4,3 | 0,4 | -1,4 | : | : | : | : | : | | | | | |
| DANMARK | 92 | 0 | 0 | 0 | 0 | 0 | 0 | 0 | 1 | 2 | 1 | 0 | 0 | 5 | | | | | |
| | 93 | 0 | 0 | 0 | 0 | 0 | 0 | 0 | 1 | 2 | 1 | 0 | 0 | 5 | | | | | |
| | 94 | 1 | 0 | 0 | 1 | 0 | 0 | 0 | 0 | 0 | 0 | 0 | 0 | : | | | | | |
| % | 94 | 700,0 | 100,0 | 33,3 | 133,3 | - | -100,0 | -50,0 | - | -33,3 | : | : | : | : | | | | | |
| %+ | 94 | 700,0 | 300,0 | 166,7 | 155,6 | 140,0 | 118,2 | 92,3 | 80,0 | 47,6 | : | : | : | : | | | | | |
| DEUTSCHLAND# | 92 | 1 | 1 | 1 | 1 | 1 | : | : | : | : | : | : | : | : | | | | | |
| DEUTSCHLAND | 92 | 1 | 1 | 1 | 1 | 1 | 1 | 1 | 1 | 8 | 22 | 5 | 2 | 47 | | | | | |
| | 93 | 1 | 2 | 2 | 3 | 1 | 1 | 1 | 1 | 7 | 14 | 4 | 1 | 40 | | | | | |
| | 94 | 2 | 2 | 3 | 4 | 1 | 1 | 1 | 2 | 5 | : | : | : | : | | | | | |
| % | 94 | 75,9 | 46,1 | 42,0 | 30,0 | -0,6 | -13,5 | 3,3 | 35,9 | -28,6 | : | : | : | : | | | | | |
| %+ | 94 | 75,9 | 59,2 | 52,1 | 43,2 | 38,1 | 32,7 | 30,3 | 30,9 | 9,3 | : | : | : | : | | | | | |
| ELLADA | 92 | 0 | 0 | 0 | 0 | 0 | 0 | 0 | 0 | 0 | 0 | 0 | 0 | 2 | | | | | |
| | 93 | 0 | 0 | 1 | 0 | 1 | 1 | 1 | 1 | 0 | 0 | 0 | 0 | 6 | | | | | |
| | 94 | 0 | 0 | 1 | 0 | 1 | 1 | 1 | 1 | : | : | : | : | : | | | | | |
| % | 94 | -1,1 | -2,5 | -2,3 | -1,7 | 1,1 | -0,9 | -1,3 | -2,0 | : | : | : | : | : | | | | | |
| %+ | 94 | -1,1 | -1,8 | -2,0 | -1,9 | -1,3 | -1,2 | -1,2 | -1,3 | : | : | : | : | : | | | | | |
| ESPANA | 92 | - | - | - | - | - | - | - | - | - | - | - | - | - | | | | | |
| | 93 | - | - | - | - | - | - | - | - | - | - | - | - | - | | | | | |
| | 94 | - | - | - | - | - | - | - | - | - | - | - | - | - | | | | | |
| % | 94 | - | - | - | - | - | - | - | - | - | - | - | - | - | | | | | |
| %+ | 94 | - | - | - | - | - | - | - | - | - | - | - | - | - | | | | | |
| FRANCE | 92 | 43 | 28 | 38 | 39 | 28 | 30 | 33 | 35 | 42 | 48 | 54 | 41 | 458 | | | | | |
| | 93 | 28 | 29 | 35 | 30 | 29 | 30 | 29 | 34 | 37 | 38 | 38 | 30 | 388 | | | | | |
| | 94 | 25 | 23 | 28 | 24 | 22 | 23 | 20 | : | : | : | : | : | : | | | | | |
| % | 94 | -10,3 | -23,0 | -19,7 | -21,1 | -24,3 | -21,3 | -31,7 | : | : | : | : | : | : | | | | | |
| %+ | 94 | -10,3 | -16,8 | -17,9 | -18,6 | -19,7 | -20,0 | -21,6 | : | : | : | : | : | : | | | | | |
| IRELAND | 92 | 44 | 40 | 72 | 60 | 39 | 41 | 52 | 65 | 141 | 193 | 126 | 54 | 926 | | | | | |
| | 93 | 58 | 54 | 62 | 92 | 25 | 38 | 44 | 63 | 88 | 105 | 139 | 46 | 813 | | | | | |
| | 94 | 36 | 33 | 69 | 88 | 13 | 21 | 25 | 48 | 85 | : | : | : | : | | | | | |
| % | 94 | -38,2 | -38,2 | 10,5 | -4,9 | -48,2 | -43,2 | -43,4 | -24,1 | -3,1 | : | : | : | : | | | | | |
| %+ | 94 | -38,2 | -38,2 | -20,8 | -15,3 | -18,1 | -21,0 | -23,7 | -23,7 | -20,3 | : | : | : | : | | | | | |
| ITALIA | 92 | 1 | 1 | 2 | 1 | 2 | 2 | 1 | 1 | 2 | 2 | 1 | 2 | 18 | | | | | |
| | 93 | 1 | 0 | 1 | 0 | 2 | 1 | 1 | 1 | 1 | 1 | 1 | 2 | 12 | | | | | |
| | 94 | 1 | 0 | 1 | 0 | 1 | 1 | 1 | : | : | : | : | : | : | | | | | |
| % | 94 | -18,6 | -1,4 | -39,4 | 75,9 | -56,7 | -10,0 | -11,9 | : | : | : | : | : | : | | | | | |
| %+ | 94 | -18,6 | -13,4 | -25,2 | -18,2 | -33,0 | -28,7 | : | : | : | : | : | : | : | | | | | |
| LUXEMBOURG | 92 | 0 | 0 | 0 | 0 | 0 | 0 | 0 | 0 | 0 | 0 | 0 | 0 | 3 | | | | | |
| | 93 | 0 | 0 | 0 | 0 | 0 | 0 | 0 | 0 | 0 | 0 | 0 | 0 | 3 | | | | | |
| | 94 | 0 | 0 | 0 | 0 | 0 | 0 | 0 | 0 | 0 | 0 | 0 | 0 | : | | | | | |
| % | 94 | -17,5 | -31,1 | -13,7 | -1,4 | -30,1 | 51,4 | -8,4 | -45,9 | -27,9 | : | : | : | : | | | | | |
| %+ | 94 | -17,5 | -24,3 | -20,2 | -16,3 | -19,8 | -13,1 | -12,6 | -17,7 | -19,1 | : | : | : | : | | | | | |
| NEDERLAND | 92 | - | - | - | - | - | - | - | - | - | - | - | - | - | | | | | |
| | 93 | - | - | - | - | - | - | - | - | - | - | - | - | - | | | | | |
| | 94 | - | - | - | - | - | - | - | - | - | - | - | - | - | | | | | |
| % | 94 | - | - | - | - | - | - | - | - | - | - | - | - | - | | | | | |
| %+ | 94 | - | - | - | - | - | - | - | - | - | - | - | - | - | | | | | |
| PORTUGAL | 92 | 1 | 0 | 0 | 0 | 1 | 1 | 1 | 1 | 1 | 1 | 1 | 1 | 8 | | | | | |
| | 93 | 1 | 1 | 1 | 0 | 0 | 1 | 1 | 1 | 1 | 1 | 1 | 1 | 8 | | | | | |
| | 94 | 1 | 0 | 2 | 0 | 1 | 1 | 1 | 3 | : | : | : | : | : | | | | | |
| % | 94 | 8,7 | -34,2 | 161,3 | 12,4 | 184,9 | 84,8 | 67,7 | 139,2 | : | : | : | : | : | | | | | |
| %+ | 94 | 8,7 | -15,3 | 62,2 | 53,9 | 73,6 | 75,4 | 74,2 | 90,5 | : | : | : | : | : | | | | | |
| UNITED KINGDOM | 92 | 115 | 104 | 104 | 124 | 86 | 83 | 99 | 90 | 110 | 160 | 118 | 112 | 1304 | | | | | |
| | 93 | 136 | 108 | 109 | 101 | 76 | 66 | 88 | 82 | 92 | 121 | 101 | 84 | 1163 | | | | | |
| | 94 | 110 | 93 | 97 | 121 | 88 | 81 | 90 | 88 | : | : | : | : | : | | | | | |
| % | 94 | -19,1 | -13,9 | -11,3 | 20,1 | 16,7 | 23,5 | 1,6 | 7,4 | : | : | : | : | : | | | | | |
| %+ | 94 | -19,1 | -16,8 | -15,1 | -7,3 | -3,8 | -0,8 | -0,5 | 0,3 | : | : | : | : | : | | | | | |

| | OCHSEN NETTOERZEUGUNG (SCHLACHTUNGEN) | | | | | | | | | | | | BULLOCKS NET PRODUCTION (SLAUGHTERINGS) | | | | BOEUFS PRODUCTION NETTE (ABATTAGES) | | | | | | | | | | | | | | | | | | | | | | | | | | | | | | | | | | | | | | | | | | | | | | | | | | | | | | | | | | | | | | | | | | | | | | | | | | | | | | | | |
|----------------|--|-----|-----|-----|-----|-----|-----|-----|-----|-----|-----|-----|--|-----|-----------------|-----|--|-----|-----|-----|-----|-----|-----|-----|-----|-------|----|-----|----|----|----|----|----|----|----|----|----|----|---|---|---|---|----|----|-------|-------|-------|-------|-------|-------|-------|-------|-------|---|---|---|----|----|-------|-------|-------|-------|-------|-------|-------|-------|-------|------|-------|---|----|----|-------|-------|-------|-------|-------|------|------|------|------|------|-----|---|---|---|---|---|---|---|---|---|---|---|---|---|---|
| | I | I | I | I | I | I | I | I | I | I | I | I | I | I | I | I | I | I | | | | | | | | | | | | | | | | | | | | | | | | | | | | | | | | | | | | | | | | | | | | | | | | | | | | | | | | | | | | | | | | | | | | | | | | | | | | | | | |
| | JAN | FEB | MAR | APR | MAY | JUN | JUL | AUG | SEP | OCT | NOV | DEC | TOTAL | JAN | FEB | MAR | APR | MAY | JUN | JUL | AUG | SEP | OCT | NOV | DEC | TOTAL | | | | | | | | | | | | | | | | | | | | | | | | | | | | | | | | | | | | | | | | | | | | | | | | | | | | | | | | | | | | | | | | | | | | | | | |
| | 1000 TONNEN | | | | | | | | | | | | 1000 TONS | | | | 1000 TONNES | | | | | | | | | | | | | | | | | | | | | | | | | | | | | | | | | | | | | | | | | | | | | | | | | | | | | | | | | | | | | | | | | | | | | | | | | | | | | | | | |
| EUR 12 | 92 | 73 | 62 | 77 | 79 | 55 | 56 | 66 | 69 | 108 | 150 | 108 | 74 | 979 | 93 | 79 | 68 | 74 | 80 | 47 | 49 | 58 | 66 | 82 | 101 | 104 | 59 | 867 | 94 | 62 | 54 | 71 | 82 | 45 | 46 | : | : | : | : | : | : | : | : | % | 94 | -20,9 | -21,0 | -4,5 | 1,8 | -6,0 | -6,6 | : | : | : | : | : | : | : | : | : | : | : | : | : | : | : | : | : | : | : | %+ | 94 | -20,9 | -21,0 | -15,4 | -10,8 | -10,2 | -9,7 | : | : | : | : | : | : | : | : | : | : | : | : | : | : | : | : | : | : | : |
| EUR 12# | 92 | 73 | 62 | 77 | 79 | 55 | : | : | : | : | : | : | : | : | BELGIE-BELGIQUE | 92 | 2 | 1 | 2 | 2 | 1 | 2 | 1 | 2 | 2 | 2 | 1 | 1 | 18 | 93 | 1 | 1 | 1 | 1 | 1 | 1 | 1 | 1 | 1 | 2 | 1 | 1 | 14 | 94 | 2 | 1 | 1 | 1 | 1 | 1 | 1 | 1 | 1 | : | : | : | : | % | 94 | 59,5 | 26,4 | 4,6 | -2,1 | 1,9 | -22,4 | -23,9 | -13,3 | : | : | : | : | %+ | 94 | 59,5 | 44,9 | 29,6 | 22,3 | 18,6 | 10,8 | 5,8 | 3,2 | : | : | : | : | | | | | | | | | | | | |
| DANMARK | 92 | 0 | - | 0 | - | 0 | - | - | 0 | 0 | 1 | 0 | - | 2 | 93 | 0 | 0 | 0 | 0 | - | - | - | 0 | 0 | 1 | 0 | - | 1 | 94 | 0 | 0 | 0 | 0 | - | - | - | 0 | 0 | : | : | : | : | % | 94 | - | - | - | 100,0 | - | - | - | - | -50,0 | : | : | : | %+ | 94 | - | 300,0 | 150,0 | 133,3 | 133,3 | 133,3 | 100,0 | 50,0 | : | : | : | : | | | | | | | | | | | | | | | | | | | | | | | | | | | |
| DEUTSCHLAND# | 92 | 0 | 0 | 0 | 0 | 0 | : | : | : | : | : | : | : | : | DEUTSCHLAND | 92 | 0 | 0 | 0 | 0 | 0 | 0 | 0 | 0 | 3 | 8 | 2 | 1 | 16 | 93 | 0 | 1 | 1 | 1 | 0 | 0 | 0 | 0 | 0 | 3 | 5 | 1 | 0 | 14 | 94 | 1 | 1 | 1 | 1 | 0 | 0 | 0 | 0 | 1 | : | : | : | : | % | 94 | 85,3 | 46,1 | 39,9 | 25,0 | -1,9 | -13,4 | 1,4 | 34,4 | -30,0 | : | : | : | %+ | 94 | 85,3 | 62,9 | 53,3 | 41,7 | 36,6 | 31,4 | 29,1 | 29,6 | 7,3 | : | : | : | | | | | | | | | | | |
| ELLADA | 92 | 0 | 0 | 0 | 0 | 0 | 0 | 0 | 0 | 0 | 0 | 0 | 0 | 0 | 93 | 0 | 0 | 0 | 0 | 0 | 0 | 0 | 0 | 0 | 0 | 0 | 0 | 0 | 94 | 0 | 0 | 0 | 0 | 0 | 0 | 0 | 0 | 0 | 0 | 0 | 0 | 2 | % | 94 | -0,9 | -2,5 | -2,4 | 0,9 | -0,7 | -0,8 | -1,5 | : | : | : | : | : | %+ | 94 | -0,9 | -1,7 | -1,9 | -1,3 | -1,1 | -0,9 | -0,9 | -1,0 | : | : | : | : | | | | | | | | | | | | | | | | | | | | | | | | | | | |
| ESPANA | 92 | - | - | - | - | - | - | - | - | - | - | - | - | - | 93 | - | - | - | - | - | - | - | - | - | - | - | - | - | 94 | - | - | - | - | - | - | - | - | - | - | - | - | - | % | 94 | - | - | - | - | - | - | - | - | - | - | - | - | %+ | 94 | - | - | - | - | - | - | - | - | - | - | - | - | | | | | | | | | | | | | | | | | | | | | | | | | | | |
| FRANCE | 92 | 17 | 11 | 15 | 15 | 11 | 12 | 13 | 14 | 17 | 19 | 21 | 16 | 181 | 93 | 12 | 12 | 14 | 12 | 12 | 12 | 12 | 14 | 15 | 15 | 15 | 12 | 157 | 94 | 10 | 9 | 11 | 10 | 9 | 9 | 8 | : | : | : | : | : | : | % | 94 | -10,0 | -22,6 | -18,6 | -22,2 | -24,1 | -22,4 | -31,8 | : | : | : | : | : | %+ | 94 | -10,0 | -16,4 | -17,2 | -18,5 | -19,5 | -20,0 | -21,7 | : | : | : | : | : | | | | | | | | | | | | | | | | | | | | | | | | | | | |
| IRELAND | 92 | 16 | 15 | 27 | 22 | 15 | 16 | 20 | 24 | 52 | 71 | 46 | 20 | 343 | 93 | 22 | 21 | 23 | 34 | 10 | 14 | 16 | 24 | 33 | 39 | 52 | 17 | 304 | 94 | 13 | 12 | 25 | 30 | 5 | 8 | 9 | 17 | 30 | : | : | : | : | % | 94 | -41,3 | -41,0 | 6,5 | -10,7 | -51,6 | -45,0 | -44,4 | -26,8 | -7,9 | : | : | : | %+ | 94 | -41,3 | -41,1 | -24,5 | -19,8 | -22,5 | -25,1 | -27,4 | -27,3 | -24,0 | : | : | : | | | | | | | | | | | | | | | | | | | | | | | | | | | |
| ITALIA | 92 | 0 | 0 | 0 | 0 | 0 | 0 | 0 | 0 | 0 | 1 | 0 | 1 | 5 | 93 | 0 | 0 | 0 | 0 | 1 | 0 | 0 | 0 | 0 | 0 | 0 | 0 | 3 | 94 | 0 | 0 | 0 | 0 | 0 | 0 | 0 | 0 | 0 | 0 | 0 | 0 | : | % | 94 | -12,1 | 9,6 | -52,6 | 83,7 | -55,8 | -2,5 | -7,4 | : | : | : | : | : | %+ | 94 | -12,1 | -7,1 | -27,2 | -20,3 | -35,6 | -29,9 | -27,6 | : | : | : | : | : | | | | | | | | | | | | | | | | | | | | | | | | | | | |
| LUXEMBOURG | 92 | 0 | 0 | 0 | 0 | 0 | 0 | 0 | 0 | 0 | 0 | 0 | 0 | 1 | 93 | 0 | 0 | 0 | 0 | 0 | 0 | 0 | 0 | 0 | 0 | 0 | 0 | 1 | 94 | 0 | 0 | 0 | 0 | 0 | 0 | 0 | 0 | 0 | 0 | 0 | 0 | : | % | 94 | -20,9 | -31,0 | -16,2 | -1,4 | -28,7 | 47,9 | -5,6 | -46,5 | -26,3 | : | : | : | %+ | 94 | -20,9 | -25,9 | -22,2 | -18,0 | -20,7 | -14,2 | -13,3 | -18,4 | -19,4 | : | : | : | | | | | | | | | | | | | | | | | | | | | | | | | | | |
| NETHERLAND | 92 | - | - | - | - | - | - | - | - | - | - | - | - | - | 93 | - | - | - | - | - | - | - | - | - | - | - | - | - | 94 | - | - | - | - | - | - | - | - | - | - | - | - | - | % | 94 | - | - | - | - | - | - | - | - | - | - | - | - | %+ | 94 | - | - | - | - | - | - | - | - | - | - | - | - | | | | | | | | | | | | | | | | | | | | | | | | | | | |
| PORTUGAL | 92 | 0 | 0 | 0 | 0 | 0 | 0 | 0 | 0 | 0 | 0 | 0 | 0 | 3 | 93 | 0 | 0 | 0 | 0 | 0 | 0 | 0 | 0 | 0 | 0 | 0 | 0 | 3 | 94 | 0 | 0 | 0 | 0 | 0 | 0 | 0 | 0 | 0 | 0 | 0 | 0 | : | % | 94 | -1,1 | -31,0 | 217,8 | -9,0 | 103,1 | 44,0 | 44,9 | 144,7 | : | : | : | : | %+ | 94 | -1,1 | -17,1 | 67,8 | 53,4 | 62,0 | 58,9 | 56,7 | 77,8 | : | : | : | : | | | | | | | | | | | | | | | | | | | | | | | | | | | |
| UNITED KINGDOM | 92 | 37 | 33 | 33 | 39 | 27 | 26 | 31 | 28 | 35 | 50 | 37 | 35 | 410 | 93 | 43 | 34 | 34 | 32 | 24 | 21 | 28 | 26 | 29 | 39 | 32 | 27 | 368 | 94 | 35 | 30 | 31 | 39 | 29 | 27 | 29 | 29 | : | : | : | : | : | % | 94 | -17,3 | -10,7 | -8,2 | 23,4 | 21,4 | 29,1 | 5,8 | 12,0 | : | : | : | : | %+ | 94 | -17,3 | -14,4 | -12,5 | -4,5 | -0,8 | 2,5 | 2,9 | 3,9 | : | : | : | : | | | | | | | | | | | | | | | | | | | | | | | | | | | |

| | BULLS | | | | | | | | | | | | | TAUREAUX | | | | |
|-----------------|--------------------------------|-------|-------|-------|-------|-------|--------------------------------|-------|-------|-------|-----|-----|------------------------------|-----------|------------|---|---|--|
| | NETTOERZEUGUNG (SCHLACHTUNGEN) | | | | | | NET PRODUCTION (SLAUGHTERINGS) | | | | | | PRODUCTION NETTE (ABATTAGES) | | | | | |
| | I | I | I | I | I | I | I | I | I | I | I | I | I | I | I | I | I | |
| | JAN | FEB | MAR | APR | MAY | JUN | JUL | AUG | SEP | OCT | NOV | DEC | TOTAL | | | | | |
| | 1000 STUECK | | | | | | | | | | | | | 1000 HEAD | 1000 TETES | | | |
| EUR 12 | 92 | 755 | 687 | 788 | 782 | 742 | 852 | 791 | 810 | 845 | 774 | 796 | 786 | 9409 | | | | |
| | 93 | 668 | 650 | 758 | 667 | 675 | 767 | 668 | 737 | 748 | 693 | 740 | 697 | 8467 | | | | |
| | 94 | 642 | 598 | 691 | 649 | 681 | 683 | : | : | : | : | : | : | : | | | | |
| % | 94 | -4,0 | -8,0 | -8,9 | -2,6 | 0,9 | -10,9 | : | : | : | : | : | : | : | | | | |
| %+ | 94 | -4,0 | -6,0 | -7,0 | -6,0 | -4,6 | -5,8 | : | : | : | : | : | : | : | | | | |
| EUR 12# | 92 | 740 | 674 | 772 | 768 | 730 | : | : | : | : | : | : | : | : | | | | |
| BELGIE-BELGIQUE | 92 | 23 | 18 | 21 | 20 | 16 | 21 | 21 | 22 | 24 | 25 | 28 | 25 | 263 | | | | |
| | 93 | 23 | 21 | 24 | 21 | 20 | 25 | 24 | 25 | 25 | 25 | 24 | 27 | 284 | | | | |
| | 94 | 23 | 21 | 25 | 23 | 26 | 23 | 19 | 24 | : | : | : | : | : | | | | |
| % | 94 | 1,2 | 2,8 | 2,4 | 10,7 | 25,9 | -8,5 | -20,1 | -3,3 | : | : | : | : | : | | | | |
| %+ | 94 | 1,2 | 2,0 | 2,1 | 4,2 | 8,2 | 5,1 | 1,3 | 0,6 | : | : | : | : | : | | | | |
| DANMARK | 92 | 34 | 31 | 38 | 35 | 38 | 46 | 33 | 37 | 35 | 36 | 34 | 35 | 428 | | | | |
| | 93 | 28 | 29 | 37 | 26 | 29 | 49 | 34 | 36 | 34 | 31 | 35 | 27 | 395 | | | | |
| | 94 | 27 | 25 | 31 | 30 | 34 | 34 | 25 | 31 | 31 | : | : | : | : | | | | |
| % | 94 | -3,9 | -14,8 | -17,1 | 16,3 | 14,7 | -31,0 | -26,5 | -14,0 | -8,2 | : | : | : | : | | | | |
| %+ | 94 | -3,9 | -9,5 | -12,5 | -6,3 | -2,1 | -9,3 | -11,9 | -12,2 | -11,7 | : | : | : | : | | | | |
| DEUTSCHLAND# | 92 | 203 | 180 | 214 | 211 | 211 | : | : | : | : | : | : | : | : | | | | |
| DEUTSCHLAND | 92 | 218 | 193 | 229 | 226 | 223 | 242 | 246 | 240 | 249 | 233 | 214 | 213 | 2727 | | | | |
| | 93 | 186 | 180 | 211 | 182 | 183 | 211 | 177 | 194 | 202 | 192 | 194 | 177 | 2288 | | | | |
| | 94 | 156 | 153 | 178 | 154 | 168 | 162 | 130 | 175 | 205 | : | : | : | : | | | | |
| % | 94 | -16,2 | -15,4 | -15,7 | -15,4 | -8,1 | -23,2 | -26,5 | -10,1 | 1,6 | : | : | : | : | | | | |
| %+ | 94 | -16,2 | -15,8 | -15,7 | -15,7 | -14,2 | -15,8 | -17,2 | -16,3 | -14,2 | : | : | : | : | | | | |
| ELLADA | 92 | 17 | 16 | 16 | 16 | 16 | 17 | 18 | 19 | 16 | 16 | 16 | 17 | 199 | | | | |
| | 93 | 16 | 14 | 13 | 13 | 14 | 15 | 15 | 17 | 15 | 16 | 16 | 17 | 181 | | | | |
| | 94 | 16 | 13 | 13 | 13 | 14 | 14 | 15 | 16 | : | : | : | : | : | | | | |
| % | 94 | -2,9 | -4,8 | -2,0 | 0,7 | -2,3 | -2,6 | -2,5 | -3,1 | : | : | : | : | : | | | | |
| %+ | 94 | -2,9 | -3,8 | -3,2 | -2,3 | -2,3 | -2,4 | -2,4 | -2,5 | : | : | : | : | : | | | | |
| ESPANA | 92 | 88 | 80 | 90 | 91 | 87 | 105 | 103 | 104 | 101 | 104 | 92 | 99 | 1145 | | | | |
| | 93 | 83 | 77 | 96 | 87 | 87 | 81 | 82 | 88 | 81 | 81 | 83 | 98 | 1024 | | | | |
| | 94 | 86 | 76 | 89 | 86 | 89 | 86 | : | : | : | : | : | : | : | | | | |
| % | 94 | 3,8 | -1,2 | -6,4 | -1,1 | 2,8 | 5,8 | : | : | : | : | : | : | : | | | | |
| %+ | 94 | 3,8 | 1,4 | -1,6 | -1,4 | -0,6 | 0,4 | : | : | : | : | : | : | : | | | | |
| FRANCE | 92 | 95 | 75 | 97 | 112 | 95 | 117 | 113 | 106 | 111 | 95 | 97 | 101 | 1215 | | | | |
| | 93 | 71 | 76 | 93 | 80 | 93 | 117 | 96 | 102 | 99 | 91 | 92 | 87 | 1095 | | | | |
| | 94 | 78 | 73 | 96 | 90 | 96 | 98 | 84 | : | : | : | : | : | : | | | | |
| % | 94 | 9,5 | -3,0 | 3,1 | 12,8 | 3,4 | -16,4 | -12,5 | : | : | : | : | : | : | | | | |
| %+ | 94 | 9,5 | 3,1 | 3,1 | 5,5 | 5,0 | 0,3 | -1,6 | : | : | : | : | : | : | | | | |
| IRELAND | 92 | 1 | 1 | 1 | 1 | 1 | 1 | 1 | 2 | 2 | 2 | 1 | 1 | 13 | | | | |
| | 93 | 1 | 1 | 1 | 1 | 1 | 1 | 1 | 2 | 2 | 2 | 2 | 1 | 15 | | | | |
| | 94 | 1 | 1 | 1 | 2 | 1 | 2 | 1 | 2 | 3 | : | : | : | : | | | | |
| % | 94 | 16,7 | 40,0 | 66,7 | 14,3 | - | 81,8 | -7,1 | 5,3 | 35,0 | : | : | : | : | | | | |
| %+ | 94 | 16,7 | 27,3 | 41,2 | 29,0 | 20,9 | 33,3 | 25,0 | 20,7 | 23,4 | : | : | : | : | | | | |
| ITALIA | 92 | 179 | 187 | 200 | 182 | 174 | 209 | 163 | 193 | 224 | 178 | 222 | 201 | 2313 | | | | |
| | 93 | 171 | 175 | 194 | 171 | 167 | 185 | 155 | 190 | 206 | 174 | 210 | 185 | 2183 | | | | |
| | 94 | 174 | 166 | 178 | 165 | 169 | 179 | 147 | : | : | : | : | : | : | | | | |
| % | 94 | 1,6 | -5,4 | -7,9 | -3,3 | 0,9 | -3,1 | -4,7 | : | : | : | : | : | : | | | | |
| %+ | 94 | 1,6 | -1,9 | -4,1 | -3,9 | -3,0 | -3,0 | -3,2 | : | : | : | : | : | : | | | | |
| LUXEMBOURG | 92 | 0 | 0 | 0 | 0 | 0 | 1 | 0 | 0 | 1 | 1 | 0 | 0 | 5 | | | | |
| | 93 | 0 | 0 | 1 | 0 | 0 | 0 | 0 | 1 | 1 | 1 | 1 | 0 | 6 | | | | |
| | 94 | 1 | 0 | 1 | 0 | 1 | 0 | 1 | 1 | 1 | : | : | : | : | | | | |
| % | 94 | 19,1 | -17,3 | 7,4 | -1,2 | 1,6 | 0,8 | 1,1 | 0,2 | 10,7 | : | : | : | : | | | | |
| %+ | 94 | 19,1 | 1,2 | 3,6 | 2,4 | 2,3 | 2,0 | 1,9 | 1,6 | 2,7 | : | : | : | : | | | | |
| NEDERLAND | 92 | 47 | 40 | 46 | 40 | 41 | 41 | 38 | 38 | 35 | 35 | 43 | 44 | 489 | | | | |
| | 93 | 35 | 33 | 37 | 35 | 33 | 36 | 32 | 36 | 39 | 37 | 41 | 40 | 434 | | | | |
| | 94 | 36 | 32 | 37 | 35 | 33 | 34 | 30 | 34 | 40 | : | : | : | : | | | | |
| % | 94 | 2,9 | -2,7 | -1,3 | -1,1 | 2,5 | -8,0 | -4,4 | 9,9 | : | : | : | : | : | | | | |
| %+ | 94 | 2,9 | 0,1 | -0,4 | -0,6 | - | -1,4 | -1,8 | -0,3 | : | : | : | : | : | | | | |
| PORTUGAL | 92 | 20 | 16 | 18 | 18 | 15 | 17 | 19 | 25 | 23 | 20 | 24 | 24 | 239 | | | | |
| | 93 | 21 | 19 | 22 | 19 | 19 | 18 | 20 | 24 | 20 | 17 | 18 | 18 | 238 | | | | |
| | 94 | 17 | 14 | 15 | 15 | 17 | 15 | 16 | 20 | : | : | : | : | : | | | | |
| % | 94 | -21,1 | -24,8 | -31,1 | -24,2 | -13,1 | -16,4 | -20,6 | -15,1 | : | : | : | : | : | | | | |
| %+ | 94 | -21,1 | -22,8 | -25,8 | -25,4 | -23,1 | -22,0 | -21,8 | -20,9 | : | : | : | : | : | | | | |
| UNITED KINGDOM | 92 | 33 | 29 | 31 | 41 | 35 | 36 | 36 | 25 | 25 | 30 | 25 | 26 | 371 | | | | |
| | 93 | 33 | 26 | 31 | 30 | 28 | 28 | 31 | 21 | 23 | 29 | 24 | 21 | 325 | | | | |
| | 94 | 28 | 24 | 28 | 35 | 35 | 36 | 36 | 28 | : | : | : | : | : | | | | |
| % | 94 | -13,5 | -7,3 | -9,8 | 17,2 | 23,0 | 27,6 | 16,0 | 30,4 | : | : | : | : | : | | | | |
| %+ | 94 | -13,5 | -10,7 | -10,4 | -3,4 | 1,6 | 5,7 | 7,3 | 9,5 | : | : | : | : | : | | | | |

| | COWS | | | | | | | | | | | | | | VACHES | | | | | | | | | | | | | | | | | | | | | | | | | | | | | | | | | | | | | | | | | | | | | | | | | | | | | | | | | |
|-----------------|---|--------|--------|--------|--------|--------|--------|--------------------------------|--------|--------|--------|--------|--------|-----------|------------------------------|------------|--------|-----|-----|-----|-----|-----|-----|-----|-----|-----|------|------|-----|-----|-----|-----|-----|-----|-----|-----|-----|-----|---|---|---|---|----|-----|-------|-------|-------|-------|-------|-------|-------|-------|-------|---|---|---|----|----|-----|-------|-------|-------|-------|-------|-------|-------|-------|-------|---|---|---|---|
| | KUEHE NETTOERZEUGUNG (SCHLACHTUNGEN) | | | | | | | NET PRODUCTION (SLAUGHTERINGS) | | | | | | | PRODUCTION NETTE (ABATTAGES) | | | | | | | | | | | | | | | | | | | | | | | | | | | | | | | | | | | | | | | | | | | | | | | | | | | | | | | | | |
| | I I | I I | I I | I I | I I | I I | I I | I I | I I | I I | I I | I I | I I | I I | I I | I I | I I | | | | | | | | | | | | | | | | | | | | | | | | | | | | | | | | | | | | | | | | | | | | | | | | | | | | | | | |
| 1000 STUECK | | | | | | | | | | | | | | 1000 HEAD | | 1000 TETES | | | | | | | | | | | | | | | | | | | | | | | | | | | | | | | | | | | | | | | | | | | | | | | | | | | | | | | | |
| EUR 12 | 92 | 730 | 603 | 667 | 618 | 563 | 600 | 578 | 555 | 652 | 654 | 641 | 605 | 7465 | 93 | 628 | 550 | 651 | 550 | 508 | 581 | 547 | 612 | 591 | 647 | 592 | 7006 | 94 | 634 | 550 | 634 | 542 | 539 | 541 | : | : | : | : | : | : | : | % | 94 | 0,9 | -0,2 | -2,7 | -1,6 | 6,1 | -6,9 | : | : | : | : | : | : | : | %+ | 94 | 0,9 | 0,4 | -0,7 | -0,9 | 0,3 | -0,9 | : | : | : | : | : | : | : | |
| EUR 12# | 92 | 721 | 597 | 659 | 610 | 557 | : | : | : | : | : | : | : | : | 93 | 628 | 550 | 651 | 550 | 508 | 581 | 547 | 612 | 591 | 647 | 592 | 7006 | 94 | 634 | 550 | 634 | 542 | 539 | 541 | : | : | : | : | : | : | : | % | 94 | 0,9 | -0,2 | -2,7 | -1,6 | 6,1 | -6,9 | : | : | : | : | : | : | : | %+ | 94 | 0,9 | 0,4 | -0,7 | -0,9 | 0,3 | -0,9 | : | : | : | : | : | : | : | |
| BELGIE-BELGIQUE | 92 | 24 | 22 | 26 | 25 | 22 | 23 | 23 | 23 | 24 | 27 | 29 | 25 | 293 | 93 | 24 | 24 | 28 | 25 | 24 | 26 | 26 | 26 | 27 | 27 | 27 | 26 | 308 | 94 | 25 | 24 | 27 | 24 | 24 | 23 | 19 | 24 | : | : | : | : | : | % | 94 | -3,5 | 1,8 | -2,9 | -5,1 | 6,9 | -12,2 | -17,5 | -5,4 | : | : | : | : | : | %+ | 94 | -3,5 | -1,0 | -1,7 | -2,5 | -0,7 | -2,7 | -4,6 | -4,7 | : | : | : | : | : |
| DANMARK | 92 | 37 | 28 | 30 | 24 | 22 | 25 | 19 | 24 | 28 | 34 | 34 | 26 | 330 | 93 | 30 | 22 | 28 | 18 | 16 | 26 | 20 | 25 | 31 | 30 | 37 | 26 | 307 | 94 | 33 | 26 | 25 | 23 | 22 | 19 | 17 | 25 | 28 | : | : | : | : | % | 94 | 7,6 | 15,8 | -10,1 | 25,6 | 42,3 | -25,8 | -13,8 | 0,8 | -9,7 | : | : | : | : | %+ | 94 | 7,6 | 11,1 | 3,8 | 7,8 | 12,5 | 5,4 | 3,0 | 2,7 | 0,9 | : | : | : | : |
| DEUTSCHLAND# | 92 | 168 | 144 | 167 | 150 | 129 | : | : | : | : | : | : | : | : | 93 | 141 | 125 | 173 | 141 | 117 | 136 | 123 | 130 | 147 | 127 | 158 | 137 | 1656 | 94 | 145 | 123 | 158 | 130 | 127 | 117 | 101 | 130 | 129 | : | : | : | : | % | 94 | 2,9 | -1,8 | -8,7 | -7,8 | 7,9 | -13,9 | -17,8 | -0,5 | -12,7 | : | : | : | : | %+ | 94 | 2,9 | 0,7 | -3,0 | -4,1 | -2,1 | -4,0 | -5,8 | -7,0 | : | : | : | : | : |
| DEUTSCHLAND | 92 | 177 | 151 | 176 | 157 | 134 | 141 | 134 | 136 | 152 | 155 | 149 | 138 | 1800 | 93 | 141 | 125 | 173 | 141 | 117 | 136 | 123 | 130 | 147 | 127 | 158 | 137 | 1656 | 94 | 145 | 123 | 158 | 130 | 127 | 117 | 101 | 130 | 129 | : | : | : | : | % | 94 | 2,9 | -1,8 | -8,7 | -7,8 | 7,9 | -13,9 | -17,8 | -0,5 | -12,7 | : | : | : | : | %+ | 94 | 2,9 | 0,7 | -3,0 | -4,1 | -2,1 | -4,0 | -5,8 | -7,0 | : | : | : | : | : |
| ELLADA | 92 | 3 | 3 | 3 | 3 | 3 | 3 | 4 | 4 | 4 | 4 | 4 | 4 | 41 | 93 | 3 | 3 | 3 | 3 | 3 | 3 | 3 | 3 | 3 | 3 | 3 | 4 | 39 | 94 | 3 | 3 | 3 | 3 | 3 | 3 | 3 | 3 | 3 | 3 | 3 | 3 | : | % | 94 | -8,9 | -7,4 | -8,3 | -7,8 | -5,4 | -6,8 | -3,1 | -8,0 | : | : | : | : | : | %+ | 94 | -8,9 | -8,1 | -8,2 | -8,1 | -7,6 | -7,5 | -6,8 | -7,0 | : | : | : | : | : |
| ESPAÑA | 92 | 28 | 25 | 29 | 29 | 27 | 33 | 31 | 29 | 31 | 32 | 29 | 24 | 346 | 93 | 23 | 22 | 23 | 22 | 24 | 23 | 28 | 27 | 29 | 26 | 24 | 26 | 297 | 94 | 29 | 25 | 29 | 27 | 27 | 27 | : | : | : | : | : | : | : | % | 94 | 22,9 | 13,6 | 27,3 | 23,2 | 13,5 | 17,2 | : | : | : | : | : | : | : | %+ | 94 | 22,9 | 18,4 | 21,4 | 21,8 | 20,1 | 19,6 | : | : | : | : | : | : | : |
| FRANCE | 92 | 213 | 177 | 201 | 186 | 162 | 172 | 169 | 163 | 175 | 170 | 172 | 193 | 2156 | 93 | 179 | 158 | 188 | 155 | 138 | 158 | 145 | 155 | 166 | 156 | 161 | 173 | 1932 | 94 | 174 | 153 | 177 | 149 | 149 | 148 | 135 | : | : | : | : | : | : | % | 94 | -3,0 | -3,6 | -5,6 | -3,7 | 7,8 | -6,2 | -6,6 | : | : | : | : | : | : | %+ | 94 | -3,0 | -3,2 | -4,1 | -4,0 | -2,0 | -2,7 | -3,2 | : | : | : | : | : | : |
| IRELAND | 92 | 24 | 22 | 24 | 22 | 28 | 26 | 26 | 18 | 24 | 23 | 27 | 19 | 279 | 93 | 20 | 20 | 23 | 22 | 30 | 33 | 31 | 25 | 24 | 24 | 30 | 23 | 306 | 94 | 21 | 19 | 30 | 22 | 25 | 30 | 27 | 35 | 29 | : | : | : | : | % | 94 | 8,7 | -4,4 | 28,9 | -2,7 | -16,6 | -9,0 | -13,4 | 40,7 | 19,2 | : | : | : | : | %+ | 94 | 8,7 | 2,0 | 11,9 | 8,1 | 1,7 | -0,7 | -2,9 | 2,4 | 4,1 | : | : | : | : |
| ITALIA | 92 | 65 | 50 | 53 | 46 | 51 | 62 | 48 | 42 | 76 | 60 | 65 | 53 | 673 | 93 | 61 | 50 | 55 | 48 | 54 | 64 | 58 | 47 | 66 | 61 | 70 | 58 | 693 | 94 | 59 | 55 | 59 | 49 | 53 | 61 | 57 | : | : | : | : | : | : | % | 94 | -2,6 | 9,9 | 6,7 | 1,9 | -2,0 | -4,6 | -1,7 | : | : | : | : | : | : | %+ | 94 | -2,6 | 3,0 | 4,2 | 3,7 | 2,6 | 1,2 | 0,8 | : | : | : | : | : | : |
| LUXEMBOURG | 92 | 1 | 1 | 1 | 1 | 1 | 1 | 1 | 1 | 1 | 1 | 1 | 1 | 8 | 93 | 1 | 0 | 1 | 0 | 1 | 0 | 1 | 1 | 0 | 0 | 0 | 0 | 6 | 94 | 1 | 0 | 1 | 0 | 0 | 0 | 0 | 0 | 0 | 0 | 0 | 0 | : | % | 94 | -18,6 | 4,9 | -20,9 | -12,7 | -30,1 | 0,8 | -19,6 | -14,2 | -20,0 | : | : | : | : | %+ | 94 | -18,6 | -9,3 | -14,2 | -13,9 | -17,0 | -14,7 | -15,4 | -15,2 | -15,7 | : | : | : | : |
| NEDERLAND | 92 | 80 | 69 | 72 | 64 | 65 | 65 | 60 | 61 | 75 | 74 | 68 | 69 | 823 | 93 | 74 | 70 | 79 | 64 | 59 | 67 | 57 | 60 | 64 | 65 | 73 | 71 | 801 | 94 | 75 | 67 | 77 | 62 | 59 | 60 | 57 | 57 | 57 | : | : | : | : | % | 94 | 1,1 | -4,4 | -2,9 | -3,3 | - | -10,2 | -23,0 | -3,7 | : | : | : | : | : | %+ | 94 | 1,1 | -1,6 | -2,1 | -2,3 | -1,9 | -3,3 | -5,7 | : | : | : | : | : | : |
| PORTUGAL | 92 | 8 | 7 | 7 | 7 | 7 | 6 | 8 | 8 | 9 | 9 | 9 | 8 | 94 | 93 | 8 | 7 | 8 | 9 | 7 | 6 | 7 | 7 | 7 | 7 | 7 | 7 | 88 | 94 | 6 | 5 | 5 | 4 | 5 | 5 | 4 | 4 | 4 | : | : | : | : | % | 94 | -21,9 | -20,7 | -32,2 | -54,6 | -34,2 | -24,8 | -45,5 | -42,4 | : | : | : | : | : | %+ | 94 | -21,9 | -21,3 | -25,1 | -33,7 | -33,8 | -32,5 | -34,3 | -35,3 | : | : | : | : | : |
| UNITED KINGDOM | 92 | 69 | 50 | 45 | 54 | 41 | 42 | 54 | 47 | 54 | 66 | 56 | 44 | 621 | 93 | 62 | 48 | 44 | 43 | 34 | 38 | 53 | 43 | 48 | 65 | 54 | 42 | 573 | 94 | 64 | 49 | 44 | 49 | 43 | 47 | 52 | 44 | 44 | : | : | : | : | % | 94 | 2,4 | 1,2 | -0,2 | 16,0 | 24,2 | 24,5 | -2,3 | 2,8 | : | : | : | : | : | %+ | 94 | 2,4 | 1,9 | 1,3 | 4,5 | 7,4 | 9,8 | 7,8 | 7,2 | : | : | : | : | : |

| | KUEHE NETTOERZEUGUNG (SCHLACHTUNGEN) | | | | | | | | | | | | | COWS NET PRODUCTION (SLAUGHTERING) | | | | | VACHES PRODUCTION NETTE (ABATTAGES) | | | | | | | | | |
|-----------------|--------------------------------------|-------|-------|-------|-------|-------|-------|-------|-------|-------|-----|-----|-------|------------------------------------|-----|-------|-------|-------|-------------------------------------|-------|-------|-------|-------|-------|-----|-------|-----|------|
| | I | I | I | I | I | I | I | I | I | I | I | I | I | I | I | I | I | I | I | | | | | | | | | |
| | JAN | FEB | MAR | APR | MAY | JUN | JUL | AUG | SEP | OCT | NOV | DEC | TOTAL | JAN | FEB | MAR | APR | MAY | JUN | JUL | AUG | SEP | OCT | NOV | DEC | TOTAL | | |
| | 1000 TONNEN | | | | | | | | | | | | | 1000 TONS | | | | | 1000 TONNES | | | | | | | | | |
| EUR 12 | 92 | 216 | 179 | 199 | 184 | 167 | 178 | 170 | 163 | 188 | 190 | 187 | 181 | 2204 | 92 | 216 | 179 | 199 | 184 | 167 | 178 | 170 | 163 | 188 | 190 | 187 | 181 | 2204 |
| | 93 | 189 | 168 | 199 | 167 | 154 | 175 | 164 | 164 | 180 | 173 | 192 | 178 | 2102 | 93 | 189 | 168 | 199 | 167 | 154 | 175 | 164 | 164 | 180 | 173 | 192 | 178 | 2102 |
| | 94 | 191 | 169 | 193 | 163 | 162 | : | : | : | : | : | : | : | : | 94 | 191 | 169 | 193 | 163 | 162 | : | : | : | : | : | : | : | : |
| % | 94 | 0,9 | 0,3 | -2,8 | -2,0 | 5,3 | -7,5 | : | : | : | : | : | : | : | 94 | 0,9 | 0,3 | -2,8 | -2,0 | 5,3 | -7,5 | : | : | : | : | : | : | : |
| %+ | 94 | 0,9 | 0,6 | -0,6 | -0,9 | 0,2 | -1,1 | : | : | : | : | : | : | : | 94 | 0,9 | 0,6 | -0,6 | -0,9 | 0,2 | -1,1 | : | : | : | : | : | : | : |
| EUR 12* | 92 | 214 | 178 | 197 | 182 | 166 | : | : | : | : | : | : | : | : | 92 | 214 | 178 | 197 | 182 | 166 | : | : | : | : | : | : | : | : |
| BELGIE-BELGIQUE | 92 | 10 | 8 | 10 | 10 | 9 | 9 | 9 | 10 | 10 | 11 | 12 | 11 | 119 | 92 | 10 | 8 | 10 | 10 | 9 | 9 | 9 | 10 | 10 | 11 | 12 | 11 | 119 |
| | 93 | 11 | 10 | 12 | 10 | 10 | 11 | 10 | 11 | 11 | 11 | 11 | 11 | 128 | 93 | 11 | 10 | 12 | 10 | 10 | 11 | 10 | 11 | 11 | 11 | 11 | 11 | 128 |
| | 94 | 11 | 10 | 11 | 10 | 10 | 10 | 8 | 10 | : | : | : | : | : | 94 | 11 | 10 | 11 | 10 | 10 | 10 | 8 | 10 | : | : | : | : | : |
| % | 94 | -3,0 | 4,7 | -3,9 | -5,0 | -0,7 | -12,2 | -15,6 | -4,2 | : | : | : | : | : | 94 | -3,0 | 4,7 | -3,9 | -5,0 | -0,7 | -12,2 | -15,6 | -4,2 | : | : | : | : | : |
| %+ | 94 | -3,0 | 0,7 | -1,0 | -2,0 | -1,7 | -3,5 | -5,1 | -5,0 | : | : | : | : | : | 94 | -3,0 | 0,7 | -1,0 | -2,0 | -1,7 | -3,5 | -5,1 | -5,0 | : | : | : | : | : |
| DANMARK | 92 | 11 | 8 | 8 | 7 | 6 | 7 | 5 | 6 | 8 | 9 | 9 | 7 | 92 | 92 | 11 | 8 | 8 | 7 | 6 | 7 | 5 | 6 | 8 | 9 | 9 | 7 | 92 |
| | 93 | 9 | 6 | 8 | 5 | 4 | 7 | 5 | 7 | 9 | 8 | 10 | 7 | 86 | 93 | 9 | 6 | 8 | 5 | 4 | 7 | 5 | 7 | 9 | 8 | 10 | 7 | 86 |
| | 94 | 9 | 7 | 7 | 6 | 6 | 5 | 6 | 6 | 7 | 7 | 7 | 6 | : | 94 | 9 | 7 | 7 | 6 | 6 | 5 | 6 | 6 | 7 | 7 | 7 | 7 | : |
| % | 94 | 4,7 | 11,1 | -14,1 | 19,6 | 36,4 | -30,1 | -20,4 | -6,0 | -15,3 | : | : | : | : | 94 | 4,7 | 11,1 | -14,1 | 19,6 | 36,4 | -30,1 | -20,4 | -6,0 | -15,3 | : | : | : | : |
| %+ | 94 | 4,7 | 7,4 | - | 3,6 | 8,1 | 1,0 | -1,6 | -2,1 | -4,0 | : | : | : | : | 94 | 4,7 | 7,4 | - | 3,6 | 8,1 | 1,0 | -1,6 | -2,1 | -4,0 | : | : | : | : |
| DEUTSCHLAND# | 92 | 49 | 42 | 49 | 44 | 38 | : | : | : | : | : | : | : | : | 92 | 49 | 42 | 49 | 44 | 38 | : | : | : | : | : | : | : | : |
| DEUTSCHLAND | 92 | 51 | 44 | 51 | 45 | 39 | 41 | 38 | 38 | 43 | 44 | 43 | 40 | 515 | 92 | 51 | 44 | 51 | 45 | 39 | 41 | 38 | 38 | 43 | 44 | 43 | 40 | 515 |
| | 93 | 42 | 37 | 52 | 42 | 35 | 40 | 36 | 38 | 43 | 36 | 46 | 40 | 487 | 93 | 42 | 37 | 52 | 42 | 35 | 40 | 36 | 38 | 43 | 36 | 46 | 40 | 487 |
| | 94 | 43 | 37 | 47 | 38 | 37 | 34 | 29 | 37 | 37 | : | : | : | : | 94 | 43 | 37 | 47 | 38 | 37 | 34 | 29 | 37 | 37 | : | : | : | : |
| % | 94 | 2,2 | -1,4 | -8,9 | -8,0 | 6,6 | -14,9 | -19,3 | -1,7 | -13,5 | : | : | : | : | 94 | 2,2 | -1,4 | -8,9 | -8,0 | 6,6 | -14,9 | -19,3 | -1,7 | -13,5 | : | : | : | : |
| %+ | 94 | 2,2 | 0,5 | -3,2 | -4,4 | -2,5 | -4,6 | -6,4 | -5,9 | -6,8 | : | : | : | : | 94 | 2,2 | 0,5 | -3,2 | -4,4 | -2,5 | -4,6 | -6,4 | -5,9 | -6,8 | : | : | : | : |
| ELLADA | 92 | 1 | 1 | 1 | 1 | 1 | 1 | 1 | 1 | 1 | 1 | 1 | 1 | 9 | 92 | 1 | 1 | 1 | 1 | 1 | 1 | 1 | 1 | 1 | 1 | 1 | 1 | 9 |
| | 93 | 1 | 1 | 1 | 1 | 1 | 1 | 1 | 1 | 1 | 1 | 1 | 1 | 9 | 93 | 1 | 1 | 1 | 1 | 1 | 1 | 1 | 1 | 1 | 1 | 1 | 1 | 9 |
| | 94 | 1 | 1 | 1 | 1 | 1 | 1 | 1 | 1 | 1 | 1 | 1 | 1 | 9 | 94 | 1 | 1 | 1 | 1 | 1 | 1 | 1 | 1 | 1 | 1 | 1 | 1 | 9 |
| % | 94 | -7,5 | -6,0 | -6,5 | -4,2 | -5,1 | -4,4 | -0,8 | -6,7 | : | : | : | : | : | 94 | -7,5 | -6,0 | -6,5 | -4,2 | -5,1 | -4,4 | -0,8 | -6,7 | : | : | : | : | : |
| %+ | 94 | -7,5 | -6,8 | -6,7 | -6,0 | -5,9 | -5,6 | -4,9 | -5,1 | : | : | : | : | : | 94 | -7,5 | -6,8 | -6,7 | -6,0 | -5,9 | -5,6 | -4,9 | -5,1 | : | : | : | : | : |
| ESPAÑA | 92 | 7 | 7 | 7 | 8 | 7 | 9 | 8 | 8 | 8 | 8 | 7 | 6 | 91 | 92 | 7 | 7 | 7 | 8 | 7 | 9 | 8 | 8 | 8 | 8 | 7 | 6 | 91 |
| | 93 | 6 | 6 | 6 | 6 | 7 | 6 | 7 | 7 | 7 | 7 | 6 | 7 | 79 | 93 | 6 | 6 | 6 | 6 | 7 | 6 | 7 | 7 | 7 | 7 | 6 | 7 | 79 |
| | 94 | 8 | 7 | 8 | 7 | 7 | 7 | : | : | : | : | : | : | : | 94 | 8 | 7 | 8 | 7 | 7 | 7 | : | : | : | : | : | : | : |
| % | 94 | 21,6 | 11,7 | 24,5 | 21,6 | 11,5 | 16,1 | : | : | : | : | : | : | : | 94 | 21,6 | 11,7 | 24,5 | 21,6 | 11,5 | 16,1 | : | : | : | : | : | : | : |
| %+ | 94 | 21,6 | 16,8 | 19,4 | 19,9 | 18,2 | 17,8 | : | : | : | : | : | : | : | 94 | 21,6 | 16,8 | 19,4 | 19,9 | 18,2 | 17,8 | : | : | : | : | : | : | : |
| FRANCE | 92 | 68 | 56 | 64 | 59 | 52 | 56 | 54 | 52 | 55 | 54 | 54 | 62 | 684 | 92 | 68 | 56 | 64 | 59 | 52 | 56 | 54 | 52 | 55 | 54 | 54 | 62 | 684 |
| | 93 | 58 | 51 | 61 | 50 | 46 | 52 | 47 | 51 | 54 | 50 | 53 | 57 | 628 | 93 | 58 | 51 | 61 | 50 | 46 | 52 | 47 | 51 | 54 | 50 | 53 | 57 | 628 |
| | 94 | 57 | 50 | 58 | 49 | 49 | 48 | 44 | : | : | : | : | : | : | 94 | 57 | 50 | 58 | 49 | 49 | 48 | 44 | : | : | : | : | : | : |
| % | 94 | -1,6 | -1,7 | -4,7 | -3,1 | 7,3 | -6,0 | -7,0 | : | : | : | : | : | : | 94 | -1,6 | -1,7 | -4,7 | -3,1 | 7,3 | -6,0 | -7,0 | : | : | : | : | : | : |
| %+ | 94 | -1,6 | -1,7 | -2,7 | -2,8 | -1,1 | -1,9 | -2,5 | : | : | : | : | : | : | 94 | -1,6 | -1,7 | -2,7 | -2,8 | -1,1 | -1,9 | -2,5 | : | : | : | : | : | : |
| IRELAND | 92 | 7 | 6 | 7 | 6 | 8 | 8 | 8 | 5 | 7 | 6 | 7 | 5 | 80 | 92 | 7 | 6 | 7 | 6 | 8 | 8 | 8 | 5 | 7 | 6 | 7 | 5 | 80 |
| | 93 | 5 | 6 | 7 | 6 | 9 | 10 | 9 | 7 | 7 | 7 | 8 | 7 | 87 | 93 | 5 | 6 | 7 | 6 | 9 | 10 | 9 | 7 | 7 | 7 | 8 | 7 | 87 |
| | 94 | 6 | 5 | 8 | 6 | 7 | 9 | 8 | 10 | 8 | : | : | : | : | 94 | 6 | 5 | 8 | 6 | 7 | 9 | 8 | 10 | 8 | : | : | : | : |
| % | 94 | 9,3 | -10,2 | 23,9 | -7,8 | -23,0 | -12,4 | -15,6 | 37,1 | 16,4 | : | : | : | : | 94 | 9,3 | -10,2 | 23,9 | -7,8 | -23,0 | -12,4 | -15,6 | 37,1 | 16,4 | : | : | : | : |
| %+ | 94 | 9,3 | -0,9 | 8,3 | 4,1 | -3,0 | -5,1 | -6,9 | -1,7 | 0,2 | : | : | : | : | 94 | 9,3 | -0,9 | 8,3 | 4,1 | -3,0 | -5,1 | -6,9 | -1,7 | 0,2 | : | : | : | : |
| ITALIA | 92 | 16 | 13 | 13 | 11 | 12 | 15 | 12 | 10 | 18 | 14 | 16 | 13 | 163 | 92 | 16 | 13 | 13 | 11 | 12 | 15 | 12 | 10 | 18 | 14 | 16 | 13 | 163 |
| | 93 | 16 | 14 | 14 | 12 | 13 | 16 | 14 | 11 | 16 | 15 | 17 | 15 | 173 | 93 | 16 | 14 | 14 | 12 | 13 | 16 | 14 | 11 | 16 | 15 | 17 | 15 | 173 |
| | 94 | 15 | 16 | 16 | 12 | 14 | 15 | 13 | : | : | : | : | : | : | 94 | 15 | 16 | 16 | 12 | 14 | 15 | 13 | : | : | : | : | : | : |
| % | 94 | -1,5 | 13,9 | 10,3 | 2,3 | 3,8 | -3,7 | -5,5 | : | : | : | : | : | : | 94 | -1,5 | 13,9 | 10,3 | 2,3 | 3,8 | -3,7 | -5,5 | : | : | : | : | : | : |
| %+ | 94 | -1,5 | 5,9 | 7,3 | 6,3 | 5,8 | 4,0 | 2,7 | : | : | : | : | : | : | 94 | -1,5 | 5,9 | 7,3 | 6,3 | 5,8 | 4,0 | 2,7 | : | : | : | : | : | : |
| LUXEMBOURG | 92 | 0 | 0 | 0 | 0 | 0 | 0 | 0 | 0 | 0 | 0 | 0 | 0 | 2 | 92 | 0 | 0 | 0 | 0 | 0 | 0 | 0 | 0 | 0 | 0 | 0 | 0 | 2 |
| | 93 | 0 | 0 | 0 | 0 | 0 | 0 | 0 | 0 | 0 | 0 | 0 | 0 | 2 | 93 | 0 | 0 | 0 | 0 | 0 | 0 | 0 | 0 | 0 | 0 | 0 | 0 | 2 |
| | 94 | 0 | 0 | 0 | 0 | 0 | 0 | 0 | 0 | 0 | 0 | 0 | 0 | 2 | 94 | 0 | 0 | 0 | 0 | 0 | 0 | 0 | 0 | 0 | 0 | 0 | 0 | 2 |
| % | 94 | -15,7 | 5,6 | -19,5 | -12,6 | -27,5 | 2,5 | -17,6 | -12,3 | -18,5 | : | : | : | : | 94 | -15,7 | 5,6 | -19,5 | -12,6 | -27,5 | 2,5 | -17,6 | -12,3 | -18,5 | : | : | : | : |
| %+ | 94 | -15,7 | -7,1 | -12,3 | -12,3 | -15,2 | -12,9 | -13,6 | -13,4 | -14,0 | : | : | : | : | 94 | -15,7 | -7,1 | -12,3 | -12,3 | -15,2 | -12,9 | -13,6 | -13,4 | -14,0 | : | : | : | : |
| NEDERLAND | 92 | 24 | 21 | 22 | 19 | 20 | 20 | 18 | 18 | 23 | 22 | 21 | 21 | 249 | 92 | 24 | 21 | 22 | 19 | 20 | 20 | 18 | 18 | 23 | 22 | 21 | 21 | 249 |
| | 93 | 22 | 21 | 24 | 19 | 18 | 20 | 17 | 18 | 19 | 19 | 22 | 22 | 242 | 93 | 22 | 21 | 24 | 19 | 18 | 20 | 17 | 18 | 19 | 19 | 22 | 22 | 242 |
| | 94 | 23 | 20 | 23 | 19 | 18 | 18 | 13 | 17 | : | : | : | : | : | 94 | 23 | 20 | 23 | 19 | 18 | 18 | 13 | 17 | : | : | : | : | : |
| % | 94 | 1,7 | -3,6 | -3,0 | -3,7 | 0,6 | -10,1 | -22,7 | -5,0 | : | : | : | : | : | 94 | 1,7 | -3,6 | -3,0 | -3,7 | 0,6 | -10,1 | -22,7 | -5,0 | : | : | : | : | : |
| %+ | 94 | 1,7 | -0,9 | -1,6 | -2,1 | -1,6 | -3,0 | -5,3 | -5,3 | : | : | : | : | : | 94 | 1,7 | -0,9 | -1,6 | -2,1 | -1,6 | -3,0 | -5,3 | -5,3 | : | : | : | : | : |
| PORTUGAL | 92 | 3 | 2 | 2 | 2 | 2 | 2 | 2 | 2 | 2 | 2 | 2 | 2 | 25 | 92 | 3 | 2 | 2 | 2 | 2 | 2 | 2 | 2 | 2 | 2 | 2 | 2 | 25 |
| | 93 | 2 | 2 | 2 | 2 | 2 | 2 | 2 | 2 | 2 | 2 | 2 | 2 | 22 | 93 | 2 | 2 | 2 | 2 | 2 | 2 | 2 | 2 | 2 | 2 | 2 | 2 | 22 |
| | 94 | 1 | 1 | 1 | 1 | 1 | 1 | 1 | 1 | 1 | 1 | 1 | 1 | 22 | 94 | 1 | 1 | 1 | 1 | 1 | 1 | 1 | 1 | 1 | 1 | 1 | 1 | 22 |
| % | 94 | -24,8 | -25,2 | -33,2 | -54,7 | -36,2 | -20,9 | -45,2 | -39,8 | : | : | : | : | : | 94 | | | | | | | | | | | | | |

| | FAERSEN NETTOERZEUGUNG (SCHLACHTUNGEN) | | | | | | | | | | | | HEIFERS NET PRODUCTION (SLAUGHTERING) | | | | | GENISSES PRODUCTION NETTE (ABATTAGES) | | | | | | | | | | | | | | | | | | | | | | | | | | | | | | | | | | | | | | | | | | | | | | | | | | | | |
|-----------------|--|-----|-----|-----|-----|-----|-----|-----|-----|-----|-----|-----|---------------------------------------|------|----|-----|-----|---------------------------------------|-----|-----|-----|-----|-----|-----|-----|-----|------|------|-----|-----|-----|-----|-----|-----|----|----|----|----|----|----|----|-----|------|-------|-------|-------|-------|-------|-------|-------|-------|-------|-------|---|----|----|------|-------|-------|-------|-------|-------|-------|-------|-------|-------|-------|---|---|---|
| | I | I | I | I | I | I | I | I | I | I | I | I | I | I | I | I | I | I | | | | | | | | | | | | | | | | | | | | | | | | | | | | | | | | | | | | | | | | | | | | | | | | | | | | |
| | JAN | FEB | MAR | APR | MAY | JUN | JUL | AUG | SEP | OCT | NOV | DEC | TOTAL | | | | | | | | | | | | | | | | | | | | | | | | | | | | | | | | | | | | | | | | | | | | | | | | | | | | | | | | | |
| | 1000 STUECK | | | | | | | | | | | | 1000 HEAD | | | | | 1000 TETES | | | | | | | | | | | | | | | | | | | | | | | | | | | | | | | | | | | | | | | | | | | | | | | | | | | | |
| EUR 12 | 92 | 446 | 383 | 424 | 416 | 370 | 383 | 390 | 372 | 404 | 429 | 432 | 412 | 4862 | 93 | 411 | 357 | 388 | 366 | 338 | 339 | 337 | 349 | 361 | 396 | 361 | 4355 | 94 | 365 | 310 | 355 | 317 | 318 | 302 | : | : | : | : | : | : | : | % | 94 | -11,3 | -13,2 | -8,5 | -13,3 | -5,9 | -10,8 | : | : | : | : | : | : | %+ | 94 | -11,3 | -12,2 | -11,0 | -11,5 | -10,5 | -10,6 | : | : | : | : | : | : | |
| EUR 12# | 92 | 440 | 378 | 418 | 411 | 366 | : | : | : | : | : | : | : | : | 93 | 11 | 9 | 10 | 9 | 8 | 7 | 6 | 8 | 9 | 10 | 9 | 103 | 94 | 7 | 7 | 9 | 9 | 8 | 6 | 7 | 7 | 8 | 9 | 7 | 93 | % | 94 | -4,5 | -9,5 | -30,5 | -36,7 | -34,8 | -38,4 | -39,3 | -34,4 | : | : | : | : | %+ | 94 | -4,5 | -6,9 | -15,6 | -21,1 | -23,8 | -26,2 | -27,6 | -28,3 | : | : | : | : | | |
| BELGIE-BELGIQUE | 92 | 5 | 5 | 6 | 5 | 7 | 7 | 4 | 5 | 5 | 6 | 7 | 5 | 67 | 93 | 6 | 5 | 7 | 5 | 5 | 7 | 4 | 4 | 5 | 5 | 7 | 5 | 66 | 94 | 6 | 5 | 5 | 5 | 7 | 5 | 3 | 4 | 5 | 5 | 5 | 5 | : | % | 94 | -9,7 | -5,7 | -18,5 | 6,4 | 48,9 | -31,5 | -27,9 | -2,4 | -7,4 | : | : | : | %+ | 94 | -9,7 | -7,8 | -11,7 | -7,9 | 1,8 | -5,2 | -7,7 | -7,2 | -7,2 | : | : | : |
| DANMARK | 92 | 94 | 85 | 94 | 85 | 78 | : | : | : | : | : | : | : | : | 93 | 101 | 90 | 100 | 90 | 82 | 76 | 71 | 70 | 78 | 91 | 101 | 85 | 1035 | 94 | 75 | 68 | 85 | 69 | 61 | 58 | 52 | 54 | 65 | 67 | 90 | 71 | 817 | % | 94 | -10,9 | -12,9 | -14,8 | -16,6 | -4,1 | -17,9 | -26,0 | -7,5 | -13,7 | : | : | : | %+ | 94 | -10,9 | -11,9 | -12,9 | -13,8 | -12,1 | -12,9 | -14,4 | -13,7 | -13,7 | : | : | : |
| DEUTSCHLAND# | 92 | 3 | 3 | 3 | 3 | 3 | 3 | 3 | 3 | 3 | 3 | 3 | 3 | 37 | 93 | 3 | 3 | 3 | 3 | 3 | 3 | 3 | 3 | 3 | 3 | 3 | 3 | 35 | 94 | 3 | 3 | 3 | 3 | 3 | 3 | 3 | 3 | 3 | 3 | 3 | 3 | : | % | 94 | -9,9 | -9,1 | -6,0 | -8,8 | -9,5 | -7,9 | -10,2 | -14,9 | : | : | : | : | %+ | 94 | -9,9 | -9,5 | -8,3 | -8,4 | -8,7 | -8,6 | -8,8 | -9,6 | : | : | : | : |
| ELLADA | 92 | 42 | 43 | 49 | 50 | 54 | 54 | 59 | 58 | 53 | 56 | 47 | 52 | 611 | 93 | 52 | 49 | 48 | 47 | 51 | 49 | 49 | 53 | 52 | 47 | 49 | 56 | 603 | 94 | 41 | 38 | 44 | 42 | 44 | 41 | : | : | : | : | : | : | : | % | 94 | -21,6 | -22,8 | -8,5 | -10,9 | -14,0 | -16,0 | : | : | : | : | : | : | %+ | 94 | -21,6 | -22,2 | -17,8 | -16,1 | -15,7 | -15,7 | : | : | : | : | : | : |
| ESPAÑA | 92 | 68 | 59 | 69 | 70 | 58 | 62 | 63 | 57 | 69 | 63 | 60 | 67 | 766 | 93 | 57 | 54 | 61 | 56 | 48 | 52 | 53 | 53 | 52 | 53 | 52 | 52 | 642 | 94 | 51 | 45 | 55 | 46 | 50 | 48 | 47 | : | : | : | : | : | : | % | 94 | -10,1 | -15,8 | -10,0 | -17,2 | 5,3 | -8,9 | -11,4 | : | : | : | : | : | %+ | 94 | -10,1 | -12,8 | -11,8 | -13,1 | -9,9 | -9,8 | -10,0 | : | : | : | : | : |
| FRANCE | 92 | 41 | 36 | 44 | 40 | 38 | 37 | 38 | 38 | 46 | 44 | 47 | 41 | 488 | 93 | 37 | 37 | 40 | 33 | 42 | 36 | 38 | 37 | 41 | 40 | 44 | 41 | 466 | 94 | 35 | 32 | 44 | 31 | 34 | 34 | 30 | 39 | 42 | : | : | : | : | % | 94 | -5,4 | -15,1 | 8,2 | -4,6 | -19,6 | -6,4 | -19,4 | 4,8 | 4,2 | : | : | : | %+ | 94 | -5,4 | -10,2 | -3,8 | -3,9 | -7,4 | -7,2 | -9,0 | -7,3 | -5,9 | : | : | : |
| IRELAND | 92 | 56 | 41 | 48 | 45 | 43 | 53 | 39 | 43 | 48 | 44 | 51 | 40 | 549 | 93 | 56 | 43 | 51 | 47 | 43 | 52 | 40 | 47 | 47 | 41 | 49 | 40 | 556 | 94 | 57 | 42 | 48 | 46 | 44 | 51 | 38 | : | : | : | : | : | : | % | 94 | 1,8 | -3,0 | -4,8 | -3,0 | 1,1 | -2,2 | -4,9 | : | : | : | : | : | %+ | 94 | 1,8 | -0,3 | -1,8 | -2,1 | -1,6 | -1,7 | -2,1 | : | : | : | : | : |
| ITALIA | 92 | 1 | 0 | 1 | 1 | 1 | 1 | 0 | 1 | 1 | 1 | 1 | 1 | 7 | 93 | 1 | 0 | 1 | 0 | 1 | 0 | 0 | 0 | 0 | 0 | 0 | 1 | 6 | 94 | 1 | 0 | 1 | 0 | 0 | 0 | 0 | 0 | 0 | 0 | 0 | 0 | : | % | 94 | -0,6 | -20,8 | -2,5 | -0,5 | -7,1 | 12,3 | -9,4 | -7,4 | -11,1 | : | : | : | %+ | 94 | -0,6 | -9,8 | -6,9 | -5,5 | -5,8 | -3,5 | -4,2 | -4,6 | -5,3 | : | : | : |
| LUXEMBOURG | 92 | 7 | 6 | 8 | 7 | 7 | 7 | 7 | 7 | 7 | 7 | 8 | 8 | 87 | 93 | 7 | 7 | 7 | 7 | 7 | 5 | 5 | 5 | 7 | 7 | 7 | 7 | 78 | 94 | 6 | 6 | 7 | 6 | 5 | 5 | 3 | 4 | : | : | : | : | : | % | 94 | -8,7 | -13,8 | -12,2 | -22,5 | -19,7 | -28,4 | -37,3 | -6,5 | : | : | : | : | %+ | 94 | -8,7 | -11,2 | -11,5 | -14,3 | -15,4 | -17,7 | -19,8 | -18,6 | : | : | : | : |
| NEDERLAND | 92 | 8 | 7 | 8 | 8 | 8 | 9 | 11 | 12 | 10 | 7 | 6 | 9 | 102 | 93 | 8 | 7 | 8 | 8 | 8 | 8 | 10 | 7 | 5 | 6 | 5 | 5 | 89 | 94 | 5 | 5 | 6 | 6 | 6 | 4 | 6 | 6 | : | : | : | : | : | % | 94 | -41,9 | -31,0 | -21,0 | -30,1 | 30,2 | -53,4 | -43,9 | -44,1 | : | : | : | : | %+ | 94 | -41,9 | -36,9 | -31,6 | -31,2 | -31,0 | -35,0 | -36,2 | -37,4 | : | : | : | : |
| PORTUGAL | 92 | 102 | 84 | 78 | 89 | 65 | 68 | 88 | 73 | 77 | 102 | 92 | 93 | 1011 | 93 | 102 | 76 | 68 | 82 | 61 | 58 | 74 | 63 | 64 | 84 | 78 | 73 | 883 | 94 | 87 | 69 | 64 | 69 | 61 | 69 | 72 | 69 | 69 | 69 | 69 | 69 | : | % | 94 | -14,8 | -9,7 | -6,6 | -15,3 | -0,8 | 3,5 | -2,3 | 11,0 | : | : | : | : | %+ | 94 | -14,8 | -12,6 | -10,9 | -12,0 | -10,3 | -8,5 | -7,6 | -5,6 | : | : | : | : |
| UNITED KINGDOM | 92 | 102 | 84 | 78 | 89 | 65 | 68 | 88 | 73 | 77 | 102 | 92 | 93 | 1011 | 93 | 102 | 76 | 68 | 82 | 61 | 58 | 74 | 63 | 64 | 84 | 78 | 73 | 883 | 94 | 87 | 69 | 64 | 69 | 61 | 69 | 72 | 69 | 69 | 69 | 69 | 69 | : | % | 94 | -14,8 | -9,7 | -6,6 | -15,3 | -0,8 | 3,5 | -2,3 | 11,0 | : | : | : | : | %+ | 94 | -14,8 | -12,6 | -10,9 | -12,0 | -10,3 | -8,5 | -7,6 | -5,6 | : | : | : | : |

| | FAERSEN NETTOERZEUGUNG (SCHLACHTUNGEN) | | | | | HEIFERS NET PRODUCTION (SLAUGHTERINGS) | | | | | GENISSES PRODUCTION NETTE (ABATTAGES) | | | | |
|-----------------|---|-------|-------|-------|-------|---|-------|-------|-------|-------|--|-----|-------|------|---|
| | I | I | I | I | I | I | I | I | I | I | I | I | I | I | I |
| | JAN | FEB | MAR | APR | MAY | JUN | JUL | AUG | SEP | OCT | NOV | DEC | TOTAL | | |
| | 1000 TONNEN | | | | | 1000 TONS | | | | | 1000 TONNES | | | | |
| EUR 12 | 92 | 123 | 105 | 116 | 113 | 101 | 105 | 107 | 102 | 110 | 116 | 118 | 113 | 1329 | |
| | 93 | 113 | 98 | 107 | 100 | 95 | 95 | 92 | 92 | 94 | 98 | 109 | 99 | 1188 | |
| | 94 | 101 | 86 | 98 | 86 | 87 | 83 | : | : | : | : | : | : | : | |
| % | 94 | -11,0 | -12,7 | -8,8 | -13,7 | -6,3 | -11,0 | : | : | : | : | : | : | : | |
| %+ | 94 | -11,0 | -11,8 | -10,8 | -11,5 | -10,5 | -10,6 | : | : | : | : | : | : | : | |
| EUR 12* | 92 | 121 | 103 | 115 | 112 | 100 | : | : | : | : | : | : | : | : | |
| BELGIE-BELGIQUE | 92 | 4 | 4 | 4 | 4 | 3 | 3 | 3 | 3 | 3 | 4 | 4 | 4 | 42 | |
| | 93 | 3 | 3 | 4 | 4 | 3 | 3 | 3 | 3 | 3 | 4 | 4 | 3 | 39 | |
| | 94 | 3 | 3 | 3 | 2 | 2 | 2 | 2 | 2 | 2 | : | : | : | : | |
| % | 94 | -6,6 | -6,0 | -28,0 | -36,6 | -35,0 | -33,9 | -38,5 | -34,6 | : | : | : | : | : | |
| %+ | 94 | -6,6 | -6,3 | -14,2 | -20,1 | -23,1 | -24,8 | -26,4 | -27,3 | : | : | : | : | : | |
| DANMARK | 92 | 1 | 1 | 1 | 1 | 2 | 2 | 1 | 1 | 1 | 2 | 2 | 1 | 16 | |
| | 93 | 2 | 1 | 2 | 1 | 1 | 2 | 1 | 1 | 1 | 1 | 2 | 1 | 16 | |
| | 94 | 1 | 1 | 1 | 1 | 2 | 1 | 1 | 1 | 1 | : | : | : | : | |
| % | 94 | -12,5 | -7,7 | -25,0 | - | 41,7 | -33,3 | -36,4 | - | -7,7 | : | : | : | : | |
| %+ | 94 | -12,5 | -10,3 | -15,6 | -12,5 | -2,9 | -9,3 | -12,4 | -11,2 | -10,8 | : | : | : | : | |
| DEUTSCHLAND* | 92 | 26 | 23 | 26 | 23 | 21 | : | : | : | : | : | : | : | : | |
| DEUTSCHLAND | 92 | 27 | 24 | 27 | 24 | 22 | 21 | 19 | 19 | 21 | 25 | 28 | 24 | 281 | |
| | 93 | 21 | 19 | 24 | 19 | 17 | 16 | 15 | 15 | 18 | 18 | 25 | 20 | 227 | |
| | 94 | 19 | 16 | 20 | 16 | 16 | 13 | 10 | 13 | 15 | : | : | : | : | |
| % | 94 | -11,5 | -14,0 | -16,7 | -18,5 | -6,9 | -20,6 | -29,1 | -10,8 | -15,9 | : | : | : | : | |
| %+ | 94 | -11,5 | -12,7 | -14,2 | -15,2 | -13,8 | -14,7 | -16,3 | -15,8 | -15,8 | : | : | : | : | |
| ELLADA | 92 | 1 | 1 | 1 | 1 | 1 | 1 | 1 | 1 | 1 | 1 | 1 | 1 | 8 | |
| | 93 | 1 | 1 | 1 | 1 | 1 | 1 | 1 | 1 | 1 | 1 | 1 | 1 | 8 | |
| | 94 | 1 | 1 | 1 | 1 | 1 | 1 | 1 | 1 | : | : | : | : | : | |
| % | 94 | -8,9 | -7,4 | -3,4 | -7,0 | -7,1 | -6,8 | -8,6 | -14,1 | : | : | : | : | : | |
| %+ | 94 | -8,9 | -8,2 | -6,6 | -6,7 | -6,8 | -6,8 | -7,0 | -8,0 | : | : | : | : | : | |
| ESPAÑA | 92 | 10 | 10 | 11 | 12 | 11 | 13 | 14 | 13 | 12 | 12 | 10 | 12 | 140 | |
| | 93 | 12 | 11 | 11 | 11 | 12 | 11 | 11 | 12 | 11 | 10 | 11 | 12 | 136 | |
| | 94 | 9 | 9 | 10 | 10 | 10 | 9 | : | 12 | 11 | : | : | : | : | |
| % | 94 | -22,9 | -24,1 | -9,4 | -11,0 | -14,3 | -17,3 | : | : | : | : | : | : | : | |
| %+ | 94 | -22,9 | -23,5 | -19,0 | -17,1 | -16,5 | -16,6 | : | : | : | : | : | : | : | |
| FRANCE | 92 | 23 | 20 | 23 | 23 | 19 | 21 | 21 | 19 | 23 | 21 | 20 | 23 | 255 | |
| | 93 | 19 | 18 | 21 | 19 | 16 | 18 | 18 | 18 | 18 | 18 | 18 | 18 | 219 | |
| | 94 | 18 | 16 | 19 | 16 | 17 | 16 | 16 | : | : | : | : | : | : | |
| % | 94 | -8,6 | -13,2 | -8,5 | -16,2 | 5,8 | -7,9 | -10,2 | : | : | : | : | : | : | |
| %+ | 94 | -8,6 | -10,8 | -10,0 | -11,5 | -8,5 | -8,4 | -8,6 | : | : | : | : | : | : | |
| IRELAND | 92 | 11 | 10 | 12 | 11 | 11 | 10 | 10 | 10 | 13 | 12 | 13 | 11 | 135 | |
| | 93 | 10 | 10 | 11 | 9 | 12 | 10 | 10 | 10 | 11 | 11 | 12 | 12 | 128 | |
| | 94 | 9 | 8 | 12 | 8 | 9 | 9 | 8 | 10 | 12 | : | : | : | : | |
| % | 94 | -7,9 | -18,4 | 5,4 | -6,7 | -23,9 | -6,2 | -21,6 | 1,0 | 1,8 | : | : | : | : | |
| %+ | 94 | -7,9 | -13,2 | -6,6 | -6,7 | -10,5 | -9,9 | -11,5 | -10,0 | -8,5 | : | : | : | : | |
| ITALIA | 92 | 14 | 10 | 12 | 11 | 11 | 13 | 10 | 12 | 12 | 11 | 13 | 10 | 138 | |
| | 93 | 14 | 11 | 13 | 11 | 11 | 13 | 10 | 12 | 12 | 10 | 13 | 10 | 140 | |
| | 94 | 14 | 11 | 13 | 11 | 11 | 12 | 10 | : | : | : | : | : | : | |
| % | 94 | 0,3 | -2,0 | -3,4 | -1,1 | 1,7 | -3,7 | -6,8 | : | : | : | : | : | : | |
| %+ | 94 | 0,3 | -0,7 | -1,6 | -1,5 | -0,9 | -1,4 | -2,1 | : | : | : | : | : | : | |
| LUXEMBOURG | 92 | 0 | 0 | 0 | 0 | 0 | 0 | 0 | 0 | 0 | 0 | 0 | 0 | 2 | |
| | 93 | 0 | 0 | 0 | 0 | 0 | 0 | 0 | 0 | 0 | 0 | 0 | 0 | 2 | |
| | 94 | 0 | 0 | 0 | 0 | 0 | 0 | 0 | 0 | 0 | 0 | 0 | 0 | 2 | |
| % | 94 | 2,0 | -21,1 | -2,8 | -0,8 | -5,3 | 14,0 | -8,4 | -7,4 | -11,9 | : | : | : | : | |
| %+ | 94 | 2,0 | -8,6 | -6,4 | -5,1 | -5,2 | -2,7 | -3,4 | -3,9 | -4,8 | : | : | : | : | |
| NEDERLAND | 92 | 2 | 2 | 2 | 2 | 2 | 2 | 2 | 2 | 2 | 2 | 2 | 2 | 23 | |
| | 93 | 2 | 2 | 2 | 2 | 2 | 2 | 1 | 1 | 1 | 2 | 2 | 2 | 21 | |
| | 94 | 2 | 2 | 2 | 2 | 1 | 1 | 1 | 1 | 1 | : | : | : | : | |
| % | 94 | -11,5 | -14,2 | -9,0 | -23,5 | -20,2 | -31,7 | -37,9 | -5,2 | : | : | : | : | : | |
| %+ | 94 | -11,5 | -12,8 | -11,5 | -14,6 | -15,7 | -18,5 | -20,6 | -19,2 | : | : | : | : | : | |
| PORTUGAL | 92 | 2 | 1 | 2 | 2 | 2 | 2 | 2 | 3 | 2 | 1 | 1 | 2 | 22 | |
| | 93 | 2 | 1 | 2 | 2 | 2 | 2 | 2 | 2 | 1 | 1 | 1 | 1 | 19 | |
| | 94 | 1 | 1 | 1 | 1 | 1 | 1 | 1 | 1 | : | : | : | : | : | |
| % | 94 | -35,0 | -23,0 | -18,9 | -22,4 | -24,4 | -50,8 | -38,3 | -38,5 | : | : | : | : | : | |
| %+ | 94 | -35,0 | -29,6 | -25,9 | -25,0 | -24,9 | -29,7 | -31,0 | -32,2 | : | : | : | : | : | |
| UNITED KINGDOM | 92 | 28 | 22 | 21 | 23 | 17 | 18 | 23 | 19 | 20 | 26 | 24 | 24 | 266 | |
| | 93 | 27 | 20 | 18 | 22 | 16 | 15 | 20 | 16 | 17 | 22 | 21 | 20 | 233 | |
| | 94 | 24 | 19 | 17 | 19 | 16 | 20 | 19 | 19 | : | : | : | : | : | |
| % | 94 | -13,0 | -8,4 | -5,0 | -13,5 | 1,2 | 5,9 | - | 14,7 | : | : | : | : | : | |
| %+ | 94 | -13,0 | -11,0 | -9,4 | -10,4 | -8,6 | -6,7 | -5,7 | -3,6 | : | : | : | : | : | |

| | GROSSRINDER NETTOERZEUGUNG (SCHLACHTUNGEN) | | | | | | | | | | | | ADULT CATTLE NET PRODUCTION (SLAUGHTERINGS) | | | | | | | | | | | | GROS BOVINS PRODUCTION NETTE (ABATTAGES) | |
|-----------------|---|-------|-------|-------|-------|-------|-------|-------|-------|-------|------|------|--|-------|--|---|--|--|---|--|--|--|--|--|---|--|
| | I | | | I | | | I | | | I | | | I | | | I | | | I | | | | | | | |
| | JAN | FEB | MAR | APR | MAY | JUN | JUL | AUG | SEP | OCT | NOV | DEC | TOTAL | TOTAL | | | | | | | | | | | | |
| | 1000 STUECK | | | | | | | | | | | | 1000 HEAD | | | | | | | | | | | | 1000 TETES | |
| EUR 12 | 92 | 2140 | 1852 | 2100 | 2047 | 1836 | 1997 | 1950 | 1936 | 2211 | 2288 | 2179 | 2017 | 24554 | | | | | | | | | | | | |
| | 93 | 1935 | 1755 | 2012 | 1813 | 1656 | 1827 | 1716 | 1806 | 1940 | 1932 | 2072 | 1816 | 22280 | | | | | | | | | | | | |
| | 94 | 1820 | 1614 | 1883 | 1749 | 1667 | 1658 | : | : | : | : | : | : | : | | | | | | | | | | | | |
| % | 94 | -6,0 | -8,0 | -6,4 | -3,5 | 0,6 | -9,2 | : | : | : | : | : | : | : | | | | | | | | | | | | |
| %+ | 94 | -6,0 | -6,9 | -6,8 | -6,0 | -4,8 | -5,5 | : | : | : | : | : | : | : | | | | | | | | | | | | |
| EUR 12# | 92 | 2109 | 1827 | 2071 | 2020 | 1814 | : | : | : | : | : | : | : | : | | | | | | | | | | | | |
| BELGIE-BELGIEUE | 92 | 62 | 53 | 61 | 59 | 50 | 55 | 54 | 56 | 60 | 65 | 70 | 61 | 706 | | | | | | | | | | | | |
| | 93 | 59 | 55 | 64 | 57 | 55 | 62 | 56 | 60 | 62 | 64 | 64 | 63 | 722 | | | | | | | | | | | | |
| | 94 | 60 | 55 | 61 | 55 | 59 | 53 | 44 | 55 | : | : | : | : | : | | | | | | | | | | | | |
| % | 94 | 0,8 | 0,9 | -4,5 | -4,0 | 7,5 | -14,7 | -21,3 | -8,1 | : | : | : | : | : | | | | | | | | | | | | |
| %+ | 94 | 0,8 | 0,8 | -1,1 | -1,8 | -0,0 | -2,6 | -5,2 | -5,6 | : | : | : | : | : | | | | | | | | | | | | |
| DANMARK | 92 | 76 | 64 | 74 | 64 | 67 | 78 | 56 | 65 | 68 | 78 | 76 | 66 | 830 | | | | | | | | | | | | |
| | 93 | 65 | 57 | 71 | 49 | 50 | 83 | 58 | 65 | 71 | 68 | 79 | 57 | 773 | | | | | | | | | | | | |
| | 94 | 66 | 56 | 61 | 58 | 63 | 58 | 45 | 60 | 65 | : | : | : | : | | | | | | | | | | | | |
| % | 94 | 2,2 | -1,9 | -14,2 | 19,9 | 26,6 | -29,6 | -22,4 | -7,5 | -8,9 | : | : | : | : | | | | | | | | | | | | |
| %+ | 94 | 2,2 | 0,2 | -5,1 | -0,0 | 4,5 | -3,1 | -5,7 | -5,9 | -6,3 | : | : | : | : | | | | | | | | | | | | |
| DEUTSCHLAND# | 92 | 466 | 410 | 477 | 447 | 419 | : | : | : | : | : | : | : | : | | | | | | | | | | | | |
| DEUTSCHLAND | 92 | 497 | 435 | 506 | 474 | 441 | 460 | 452 | 447 | 487 | 501 | 470 | 438 | 5609 | | | | | | | | | | | | |
| | 93 | 404 | 376 | 470 | 395 | 363 | 405 | 353 | 381 | 422 | 400 | 446 | 386 | 4801 | | | | | | | | | | | | |
| | 94 | 371 | 338 | 411 | 346 | 354 | 327 | 270 | 357 | 395 | : | : | : | : | | | | | | | | | | | | |
| % | 94 | -8,3 | -10,1 | -12,7 | -12,5 | -2,2 | -19,3 | -23,3 | -6,2 | -6,3 | : | : | : | : | | | | | | | | | | | | |
| %+ | 94 | -8,3 | -9,1 | -10,5 | -11,0 | -9,4 | -11,0 | -12,6 | -11,8 | -11,2 | : | : | : | : | | | | | | | | | | | | |
| ELLADA | 92 | 24 | 22 | 22 | 23 | 23 | 24 | 25 | 26 | 23 | 23 | 22 | 24 | 279 | | | | | | | | | | | | |
| | 93 | 23 | 20 | 20 | 20 | 21 | 22 | 22 | 24 | 23 | 21 | 22 | 24 | 261 | | | | | | | | | | | | |
| | 94 | 22 | 19 | 19 | 19 | 20 | 21 | 21 | 22 | : | : | : | : | : | | | | | | | | | | | | |
| % | 94 | -4,6 | -5,8 | -3,6 | -2,1 | -3,8 | -3,9 | -3,6 | -5,3 | : | : | : | : | : | | | | | | | | | | | | |
| %+ | 94 | -4,6 | -5,1 | -4,6 | -4,0 | -4,0 | -4,0 | -3,9 | -4,1 | : | : | : | : | : | | | | | | | | | | | | |
| ESPAÑA | 92 | 158 | 149 | 167 | 170 | 165 | 192 | 194 | 191 | 185 | 189 | 167 | 175 | 2102 | | | | | | | | | | | | |
| | 93 | 158 | 148 | 167 | 157 | 162 | 154 | 159 | 167 | 162 | 155 | 156 | 180 | 1923 | | | | | | | | | | | | |
| | 94 | 155 | 138 | 163 | 156 | 161 | 155 | : | : | : | : | : | : | : | | | | | | | | | | | | |
| % | 94 | -1,8 | -6,2 | -2,4 | -0,6 | -0,9 | 0,6 | : | : | : | : | : | : | : | | | | | | | | | | | | |
| %+ | 94 | -1,8 | -3,9 | -3,4 | -2,7 | -2,3 | -1,9 | : | : | : | : | : | : | : | | | | | | | | | | | | |
| FRANCE | 92 | 419 | 339 | 406 | 408 | 342 | 381 | 378 | 362 | 398 | 377 | 382 | 403 | 4595 | | | | | | | | | | | | |
| | 93 | 335 | 317 | 376 | 320 | 307 | 356 | 322 | 344 | 354 | 337 | 345 | 342 | 4057 | | | | | | | | | | | | |
| | 94 | 328 | 294 | 356 | 309 | 317 | 317 | 286 | : | : | : | : | : | : | | | | | | | | | | | | |
| % | 94 | -2,1 | -7,3 | -5,5 | -3,6 | 3,1 | -11,2 | -11,4 | : | : | : | : | : | : | | | | | | | | | | | | |
| %+ | 94 | -2,1 | -4,6 | -4,9 | -4,6 | -3,2 | -4,6 | -5,5 | : | : | : | : | : | : | | | | | | | | | | | | |
| IRELAND | 92 | 109 | 99 | 140 | 123 | 106 | 104 | 117 | 122 | 212 | 261 | 201 | 115 | 1707 | | | | | | | | | | | | |
| | 93 | 115 | 112 | 126 | 149 | 98 | 108 | 115 | 127 | 155 | 171 | 215 | 110 | 1600 | | | | | | | | | | | | |
| | 94 | 93 | 85 | 143 | 142 | 73 | 87 | 84 | 124 | 159 | : | : | : | : | | | | | | | | | | | | |
| % | 94 | -19,5 | -24,1 | 13,3 | -4,4 | -25,9 | -19,2 | -26,9 | -2,5 | 2,8 | : | : | : | : | | | | | | | | | | | | |
| %+ | 94 | -19,5 | -21,8 | -9,2 | -7,8 | -10,7 | -12,0 | -14,1 | -12,6 | -10,4 | : | : | : | : | | | | | | | | | | | | |
| ITALIA | 92 | 302 | 278 | 303 | 273 | 270 | 325 | 252 | 279 | 350 | 284 | 340 | 296 | 3553 | | | | | | | | | | | | |
| | 93 | 289 | 269 | 301 | 266 | 267 | 302 | 254 | 285 | 320 | 277 | 331 | 284 | 3444 | | | | | | | | | | | | |
| | 94 | 291 | 264 | 286 | 260 | 266 | 292 | 243 | : | : | : | : | : | : | | | | | | | | | | | | |
| % | 94 | 0,7 | -1,8 | -4,8 | -2,3 | -0,0 | -3,4 | -4,1 | : | : | : | : | : | : | | | | | | | | | | | | |
| %+ | 94 | 0,7 | -0,5 | -2,0 | -2,1 | -1,7 | -2,0 | -2,0 | : | : | : | : | : | : | | | | | | | | | | | | |
| LUXEMBOURG | 92 | 2 | 2 | 2 | 2 | 2 | 2 | 2 | 2 | 2 | 2 | 2 | 2 | 24 | | | | | | | | | | | | |
| | 93 | 2 | 2 | 2 | 1 | 2 | 1 | 2 | 2 | 2 | 2 | 2 | 2 | 21 | | | | | | | | | | | | |
| | 94 | 2 | 1 | 2 | 2 | 2 | 2 | 2 | 2 | 2 | 2 | 2 | 2 | 2 | | | | | | | | | | | | |
| % | 94 | -4,4 | -14,6 | -7,9 | -4,2 | -15,4 | 9,1 | -9,5 | -13,1 | -10,1 | : | : | : | : | | | | | | | | | | | | |
| %+ | 94 | -4,4 | -9,0 | -8,6 | -7,7 | -9,3 | -6,8 | -7,2 | -8,0 | -8,2 | : | : | : | : | | | | | | | | | | | | |
| NEDERLAND | 92 | 134 | 116 | 126 | 111 | 114 | 114 | 106 | 106 | 118 | 116 | 119 | 121 | 1399 | | | | | | | | | | | | |
| | 93 | 115 | 109 | 124 | 106 | 98 | 110 | 93 | 101 | 108 | 108 | 122 | 118 | 1313 | | | | | | | | | | | | |
| | 94 | 116 | 104 | 120 | 102 | 98 | 99 | 77 | 102 | : | : | : | : | : | | | | | | | | | | | | |
| % | 94 | 1,0 | -4,5 | -3,1 | -3,8 | -0,4 | -10,5 | -17,3 | 1,0 | : | : | : | : | : | | | | | | | | | | | | |
| %+ | 94 | 1,0 | -1,7 | -2,2 | -2,6 | -2,2 | -3,6 | -5,3 | -4,5 | : | : | : | : | : | | | | | | | | | | | | |
| PORTUGAL | 92 | 37 | 30 | 34 | 33 | 31 | 33 | 38 | 46 | 43 | 37 | 39 | 42 | 444 | | | | | | | | | | | | |
| | 93 | 38 | 33 | 39 | 37 | 36 | 34 | 36 | 42 | 35 | 30 | 32 | 31 | 422 | | | | | | | | | | | | |
| | 94 | 28 | 25 | 29 | 25 | 29 | 25 | 26 | 33 | : | : | : | : | : | | | | | | | | | | | | |
| % | 94 | -25,4 | -25,4 | -24,9 | -32,6 | -19,1 | -25,7 | -29,2 | -21,6 | : | : | : | : | : | | | | | | | | | | | | |
| %+ | 94 | -25,4 | -25,4 | -25,2 | -27,1 | -25,5 | -25,5 | -26,1 | -25,4 | : | : | : | : | : | | | | | | | | | | | | |
| UNITED KINGDOM | 92 | 319 | 267 | 258 | 308 | 226 | 229 | 277 | 234 | 266 | 356 | 291 | 274 | 3307 | | | | | | | | | | | | |
| | 93 | 333 | 259 | 252 | 256 | 199 | 189 | 247 | 208 | 227 | 300 | 257 | 220 | 2944 | | | | | | | | | | | | |
| | 94 | 289 | 235 | 232 | 275 | 226 | 223 | 250 | 229 | : | : | : | : | : | | | | | | | | | | | | |
| % | 94 | -13,2 | -9,2 | -7,9 | 7,7 | 13,5 | 18,3 | 1,4 | 10,0 | : | : | : | : | : | | | | | | | | | | | | |
| %+ | 94 | -13,2 | -11,4 | -10,4 | -6,2 | -3,2 | -0,4 | -0,2 | 0,9 | : | : | : | : | : | | | | | | | | | | | | |

| | GROSSRINDER NETTOERZEUGUNG (SCHLACHTUNGEN) | | | | | | | | | | | | ADULT CATTLE NET PRODUCTION (SLAUGHTERINGS) | | | | PRODUCTION NETTE (ABATTAGES) | | | GRAND BOVINS TOTAL (ABATTAGES) | |
|-----------------|---|-------|-------|-------|-------|-------|-------|-------|-------|-------|-----|-----|--|-------|-------|-------|------------------------------|-------|-------|-----------------------------------|--|
| | I | I | I | I | I | I | I | I | I | I | I | I | I | I | I | I | I | I | I | I | |
| | JAN | FEB | MAR | APR | MAY | JUN | JUL | AUG | SEP | OCT | NOV | DEC | TOTAL | TOTAL | TOTAL | TOTAL | TOTAL | TOTAL | TOTAL | TOTAL | |
| | 1000 TONNEN | | | | | | | | | | | | 1000 TONS | | | | | | | 1000 TONNES | |
| EUR 12 | 92 | 659 | 567 | 648 | 629 | 565 | 614 | 600 | 593 | 682 | 705 | 671 | 626 | 7557 | | | | | | | |
| | 93 | 601 | 546 | 626 | 544 | 516 | 569 | 532 | 559 | 605 | 600 | 647 | 567 | 6932 | | | | | | | |
| | 94 | 565 | 507 | 590 | 544 | 519 | 516 | | | | | | | | | | | | | | |
| % | 94 | -6,1 | -7,3 | -5,7 | -3,7 | 0,6 | -9,4 | | | | | | | | | | | | | | |
| %+ | 94 | -6,1 | -6,6 | -6,3 | -5,7 | -4,5 | -5,3 | | | | | | | | | | | | | | |
| EUR 12# | 92 | 650 | 560 | 639 | 621 | 559 | | | | | | | | | | | | | | | |
| BELGIE-BELGIQUE | 92 | 26 | 21 | 25 | 24 | 21 | 23 | 23 | 23 | 25 | 27 | 29 | 26 | 293 | | | | | | | |
| | 93 | 25 | 23 | 27 | 24 | 24 | 26 | 24 | 26 | 26 | 27 | 27 | 27 | 306 | | | | | | | |
| | 94 | 26 | 23 | 26 | 24 | 25 | 23 | 19 | 24 | | | | | | | | | | | | |
| % | 94 | 3,2 | 1,3 | -4,4 | -3,1 | 5,7 | -11,1 | -18,9 | -7,3 | | | | | | | | | | | | |
| %+ | 94 | 3,2 | 2,3 | -0,2 | -0,9 | 0,4 | -1,6 | -4,0 | -4,4 | | | | | | | | | | | | |
| DANMARK | 92 | 20 | 17 | 19 | 17 | 18 | 20 | 14 | 17 | 17 | 20 | 20 | 17 | 216 | | | | | | | |
| | 93 | 17 | 15 | 19 | 13 | 13 | 22 | 15 | 17 | 18 | 18 | 21 | 15 | 202 | | | | | | | |
| | 94 | 17 | 14 | 16 | 15 | 16 | 15 | 11 | 15 | 16 | | | | | | | | | | | |
| % | 94 | 1,2 | -3,4 | -15,6 | 18,1 | 22,9 | -31,7 | -24,5 | -10,1 | -11,4 | | | | | | | | | | | |
| %+ | 94 | 1,2 | -0,9 | -6,3 | -1,4 | 2,8 | -4,9 | -7,5 | -7,8 | -8,3 | | | | | | | | | | | |
| DEUTSCHLAND# | 92 | 145 | 128 | 150 | 142 | 133 | | | | | | | | | | | | | | | |
| DEUTSCHLAND | 92 | 156 | 135 | 159 | 149 | 139 | 146 | 142 | 141 | 153 | 157 | 147 | 139 | 1761 | | | | | | | |
| | 93 | 129 | 121 | 151 | 127 | 117 | 131 | 114 | 121 | 135 | 127 | 141 | 123 | 1538 | | | | | | | |
| | 94 | 117 | 108 | 132 | 111 | 113 | 105 | 86 | 114 | 128 | | | | | | | | | | | |
| % | 94 | -9,2 | -10,4 | -12,8 | -12,8 | -3,2 | -20,0 | -24,5 | -6,1 | -5,3 | | | | | | | | | | | |
| %+ | 94 | -9,2 | -9,7 | -10,9 | -11,3 | -9,9 | -11,6 | -13,2 | -12,4 | -11,5 | | | | | | | | | | | |
| ELLADA | 92 | 6 | 5 | 5 | 6 | 6 | 6 | 6 | 6 | 6 | 6 | 6 | 6 | 69 | | | | | | | |
| | 93 | 6 | 5 | 5 | 5 | 5 | 5 | 5 | 5 | 5 | 5 | 5 | 5 | 64 | | | | | | | |
| | 94 | 5 | 5 | 5 | 5 | 5 | 5 | 5 | 5 | 5 | 5 | 5 | 5 | | | | | | | | |
| % | 94 | -3,6 | -4,7 | -2,6 | -1,2 | -3,3 | -3,8 | -2,8 | -4,6 | | | | | | | | | | | | |
| %+ | 94 | -3,6 | -4,1 | -3,6 | -3,0 | -3,1 | -3,2 | -3,2 | -3,4 | | | | | | | | | | | | |
| ESPANA | 92 | 40 | 37 | 41 | 43 | 41 | 48 | 49 | 48 | 46 | 47 | 41 | 43 | 524 | | | | | | | |
| | 93 | 39 | 36 | 41 | 39 | 40 | 39 | 40 | 41 | 40 | 38 | 38 | 44 | 476 | | | | | | | |
| | 94 | 39 | 35 | 41 | 39 | 41 | 39 | | | | | | | | | | | | | | |
| % | 94 | -0,4 | -5,0 | -1,5 | 0,5 | 0,2 | 1,5 | | | | | | | | | | | | | | |
| %+ | 94 | -0,4 | -2,7 | -2,3 | -1,6 | -1,2 | -0,8 | | | | | | | | | | | | | | |
| FRANCE | 92 | 144 | 116 | 139 | 140 | 118 | 133 | 132 | 126 | 137 | 130 | 133 | 141 | 1588 | | | | | | | |
| | 93 | 117 | 110 | 131 | 112 | 110 | 127 | 110 | 123 | 125 | 119 | 122 | 121 | 1432 | | | | | | | |
| | 94 | 116 | 104 | 125 | 109 | 112 | 112 | 101 | | | | | | | | | | | | | |
| % | 94 | -1,1 | -6,0 | -4,5 | -3,3 | 2,4 | -11,3 | -11,7 | | | | | | | | | | | | | |
| %+ | 94 | -1,1 | -3,5 | -3,9 | -3,7 | -2,6 | -4,1 | -5,2 | | | | | | | | | | | | | |
| IRELAND | 92 | 35 | 32 | 47 | 40 | 34 | 34 | 38 | 40 | 72 | 90 | 67 | 38 | 564 | | | | | | | |
| | 93 | 38 | 37 | 41 | 50 | 30 | 34 | 36 | 42 | 52 | 58 | 73 | 36 | 526 | | | | | | | |
| | 94 | 29 | 26 | 45 | 45 | 21 | 26 | 25 | 38 | 51 | | | | | | | | | | | |
| % | 94 | -25,2 | -29,3 | 9,2 | -9,3 | -31,9 | -23,5 | -30,5 | -8,4 | -2,1 | | | | | | | | | | | |
| %+ | 94 | -25,2 | -27,2 | -14,3 | -12,8 | -15,7 | -16,9 | -18,7 | -17,3 | -15,2 | | | | | | | | | | | |
| ITALIA | 92 | 86 | 81 | 86 | 77 | 78 | 91 | 72 | 78 | 99 | 79 | 96 | 86 | 1010 | | | | | | | |
| | 93 | 86 | 80 | 87 | 76 | 77 | 86 | 72 | 80 | 93 | 78 | 96 | 83 | 994 | | | | | | | |
| | 94 | 85 | 81 | 85 | 74 | 78 | 83 | 69 | | | | | | | | | | | | | |
| % | 94 | -1,2 | 2,0 | -3,2 | -2,4 | 1,7 | -3,1 | -4,9 | | | | | | | | | | | | | |
| %+ | 94 | -1,2 | 0,4 | -0,9 | -1,2 | -0,7 | -1,1 | -1,6 | | | | | | | | | | | | | |
| LUXEMBOURG | 92 | 1 | 1 | 1 | 1 | 1 | 1 | 1 | 1 | 1 | 1 | 1 | 1 | 7 | | | | | | | |
| | 93 | 1 | 0 | 1 | 0 | 1 | 0 | 0 | 1 | 1 | 1 | 1 | 1 | 7 | | | | | | | |
| | 94 | 1 | 0 | 1 | 0 | 1 | 0 | 0 | 1 | 1 | 1 | 1 | 1 | | | | | | | | |
| % | 94 | -2,7 | -15,6 | -7,5 | -4,8 | -13,1 | 10,1 | -7,0 | -11,6 | -8,3 | | | | | | | | | | | |
| %+ | 94 | -2,7 | -8,6 | -8,2 | -7,5 | -8,6 | -6,1 | -6,2 | -7,0 | -7,1 | | | | | | | | | | | |
| NEDERLAND | 92 | 43 | 37 | 41 | 36 | 37 | 37 | 34 | 34 | 37 | 37 | 39 | 40 | 451 | | | | | | | |
| | 93 | 37 | 35 | 40 | 35 | 32 | 36 | 30 | 33 | 35 | 34 | 39 | 39 | 425 | | | | | | | |
| | 94 | 38 | 34 | 39 | 33 | 32 | 32 | 25 | 33 | | | | | | | | | | | | |
| % | 94 | 1,7 | -4,1 | -1,7 | -3,8 | 0,2 | -10,6 | -16,6 | 0,5 | | | | | | | | | | | | |
| %+ | 94 | 1,7 | -1,1 | -1,3 | -1,9 | -1,5 | -3,0 | -4,7 | -4,1 | | | | | | | | | | | | |
| PORTUGAL | 92 | 11 | 8 | 9 | 8 | 9 | 8 | 10 | 12 | 11 | 9 | 9 | 11 | 114 | | | | | | | |
| | 93 | 9 | 8 | 10 | 9 | 9 | 9 | 11 | 11 | 9 | 8 | 8 | 8 | 107 | | | | | | | |
| | 94 | 7 | 6 | 7 | 6 | 7 | 7 | 7 | 9 | | | | | | | | | | | | |
| % | 94 | -21,9 | -24,0 | -22,3 | -30,2 | -18,2 | -22,0 | -24,6 | -14,8 | | | | | | | | | | | | |
| %+ | 94 | -21,9 | -22,9 | -22,7 | -24,6 | -23,3 | -23,1 | -23,3 | -22,1 | | | | | | | | | | | | |
| UNITED KINGDOM | 92 | 94 | 78 | 76 | 90 | 66 | 67 | 80 | 67 | 77 | 103 | 84 | 79 | 958 | | | | | | | |
| | 93 | 97 | 75 | 74 | 74 | 58 | 55 | 71 | 60 | 66 | 87 | 76 | 65 | 858 | | | | | | | |
| | 94 | 85 | 70 | 70 | 82 | 68 | 67 | 75 | 69 | | | | | | | | | | | | |
| % | 94 | -12,3 | -7,4 | -5,0 | 11,1 | 17,6 | 22,8 | 5,3 | 14,0 | | | | | | | | | | | | |
| %+ | 94 | -12,3 | -10,2 | -8,7 | -4,1 | -0,8 | 2,2 | 2,7 | 3,9 | | | | | | | | | | | | |

| | KÄLBER NETTOERZEUGUNG (SCHLACHTUNGEN) | | | | | | | | | | | | CALVES NET PRODUCTION (SLAUGHTERING) | | | | VEAUX PRODUCTION NETTE (ABATTAGES) | | | | | | | | | | | | | | | | | | | | | | | | | | | | | | | | | | | | | | | | | | | | | | | | | | | | | | | | | | | | | | | | | | | |
|-----------------|--|-----|-----|-----|-----|-----|-----|-----|-----|-----|-----|-----|---|-----|----|----|---------------------------------------|----|----|----|----|----|----|----|----|----|----|-----|----|----|----|----|----|----|----|----|---|---|---|---|---|----|------|-------|--------|-------|-------|--------|--------|-------|-------|-------|-------|-------|-------|-------|-------|-------|-------|-------|-------|-------|-------|-------|-------|-------|---|---|---|---|-------|------|------|------|------|------|------|------|------|------|---|---|---|---|
| | I | I | I | I | I | I | I | I | I | I | I | I | I | I | I | I | I | I | | | | | | | | | | | | | | | | | | | | | | | | | | | | | | | | | | | | | | | | | | | | | | | | | | | | | | | | | | | | | | | | | | |
| | JAN | FEB | MAR | APR | MAY | JUN | JUL | AUG | SEP | OCT | NOV | DEC | TOTAL | | | | | | | | | | | | | | | | | | | | | | | | | | | | | | | | | | | | | | | | | | | | | | | | | | | | | | | | | | | | | | | | | | | | | | | |
| | 1000 TONNEN | | | | | | | | | | | | 1000 TONS | | | | 1000 TONNES | | | | | | | | | | | | | | | | | | | | | | | | | | | | | | | | | | | | | | | | | | | | | | | | | | | | | | | | | | | | | | | | | | | |
| EUR 12 | 92 | 65 | 65 | 73 | 72 | 74 | 76 | 69 | 68 | 71 | 65 | 66 | 74 | 839 | 93 | 60 | 63 | 76 | 70 | 71 | 72 | 65 | 68 | 68 | 62 | 66 | 69 | 811 | 94 | 63 | 60 | 72 | 68 | 75 | 71 | : | : | : | : | : | : | : | : | % 94 | 4,6 | -5,9 | -5,1 | -3,6 | 5,9 | -1,3 | : | : | : | : | : | : | : | : | %+ 94 | 4,6 | -0,8 | -2,5 | -2,8 | -0,9 | -1,0 | : | : | : | : | : | : | : | : | | | | | | | | | | | |
| BELGIE-BELGIQUE | 92 | 65 | 65 | 73 | 72 | 74 | : | : | : | : | : | : | : | : | 92 | 4 | 5 | 5 | 5 | 5 | 5 | 4 | 5 | 5 | 5 | 5 | 6 | 59 | 93 | 4 | 4 | 5 | 5 | 5 | 6 | 5 | 5 | 5 | 5 | 5 | 6 | 61 | 94 | 5 | 4 | 6 | 5 | 6 | 6 | 4 | 6 | 6 | 6 | 6 | 6 | 6 | % 94 | 11,8 | 4,2 | 2,0 | 1,8 | 14,8 | 2,3 | -4,9 | 9,3 | : | : | : | : | : | %+ 94 | 11,8 | 8,0 | 5,6 | 4,6 | 6,8 | 5,9 | 4,4 | 5,1 | : | : | : | : | : |
| DANMARK | 92 | 0 | 0 | 0 | 0 | 0 | 0 | 0 | 0 | 0 | 0 | 0 | 0 | 1 | 93 | 0 | 0 | 0 | 0 | 0 | 0 | 0 | 0 | 0 | 0 | 0 | 0 | 1 | 94 | 0 | 0 | 0 | 0 | 1 | 0 | 0 | 0 | 0 | 0 | 0 | 0 | 1 | % 94 | 300,0 | 300,0 | 300,0 | 300,0 | 400,0 | 300,0 | 300,0 | 300,0 | 300,0 | 300,0 | 300,0 | 300,0 | 300,0 | %+ 94 | 300,0 | 300,0 | 300,0 | 300,0 | 320,0 | 316,7 | 314,3 | 312,5 | 311,1 | : | : | : | : | | | | | | | | | | | | | | |
| DEUTSCHLAND | 92 | 5 | 5 | 6 | 6 | 6 | : | : | : | : | : | : | : | : | 92 | 6 | 5 | 6 | 6 | 6 | 6 | 5 | 4 | 6 | 6 | 5 | 7 | 67 | 93 | 5 | 5 | 7 | 6 | 6 | 5 | 5 | 5 | 5 | 5 | 5 | 6 | 66 | 94 | 5 | 4 | 6 | 6 | 6 | 6 | 5 | 6 | 6 | 6 | 6 | 6 | 6 | % 94 | 0,3 | -9,3 | -3,2 | -22,9 | 3,9 | -4,2 | -7,9 | 6,5 | 6,8 | : | : | : | : | %+ 94 | 0,3 | -4,6 | -4,0 | -9,3 | -6,7 | -6,3 | -6,5 | -5,0 | -3,7 | : | : | : | : |
| ELLADA | 92 | 1 | 1 | 1 | 1 | 1 | 1 | 1 | 1 | 1 | 1 | 1 | 1 | 11 | 93 | 1 | 1 | 1 | 1 | 1 | 1 | 1 | 1 | 1 | 1 | 1 | 1 | 12 | 94 | 1 | 1 | 1 | 1 | 1 | 1 | 1 | 1 | : | : | : | : | : | % 94 | 11,9 | 8,2 | 4,5 | 7,9 | 9,9 | 2,5 | 2,2 | -6,2 | : | : | : | : | : | %+ 94 | 11,9 | 10,1 | 8,2 | 8,1 | 8,5 | 7,4 | 6,5 | 4,5 | : | : | : | : | : | | | | | | | | | | | | | | |
| ESPAÑA | 92 | 1 | 1 | 1 | 1 | 1 | 1 | 1 | 1 | 1 | 1 | 1 | 1 | 11 | 93 | 1 | 1 | 1 | 1 | 1 | 1 | 1 | 1 | 1 | 1 | 1 | 1 | 9 | 94 | 1 | 1 | 1 | 1 | 1 | 1 | : | : | : | : | : | : | : | % 94 | 6,2 | 38,2 | 38,2 | 33,7 | 44,3 | 39,1 | : | : | : | : | : | : | : | %+ 94 | 6,2 | 19,7 | 25,5 | 27,4 | 30,6 | 31,9 | : | : | : | : | : | : | : | | | | | | | | | | | | | | |
| FRANCE | 92 | 25 | 23 | 26 | 25 | 23 | 27 | 25 | 24 | 24 | 22 | 22 | 24 | 289 | 93 | 23 | 23 | 26 | 24 | 22 | 24 | 22 | 23 | 22 | 20 | 22 | 21 | 272 | 94 | 22 | 20 | 23 | 21 | 23 | 22 | 21 | : | : | : | : | : | : | % 94 | -3,6 | -12,7 | -9,6 | -9,8 | 7,4 | -5,4 | -7,1 | : | : | : | : | : | : | %+ 94 | -3,6 | -8,1 | -8,7 | -9,0 | -5,9 | -5,8 | -6,0 | : | : | : | : | : | : | | | | | | | | | | | | | | |
| IRELAND | 92 | - | - | - | - | - | - | - | - | - | - | - | - | - | 93 | - | - | - | - | - | - | - | - | - | - | - | - | - | 94 | - | - | - | - | - | - | - | - | - | - | - | - | - | % 94 | - | - | - | - | - | - | - | - | - | - | - | - | - | %+ 94 | - | - | - | - | - | - | - | - | - | - | - | - | - | | | | | | | | | | | | | | |
| ITALIA | 92 | 13 | 16 | 19 | 18 | 23 | 19 | 17 | 18 | 16 | 14 | 15 | 18 | 207 | 93 | 13 | 16 | 18 | 17 | 21 | 17 | 16 | 17 | 15 | 14 | 14 | 16 | 194 | 94 | 15 | 15 | 17 | 17 | 19 | 17 | 16 | : | : | : | : | : | : | % 94 | 18,9 | -5,1 | -5,5 | 5,1 | -5,0 | 1,3 | 0,7 | : | : | : | : | : | : | %+ 94 | 18,9 | 5,6 | 1,2 | 2,2 | 0,5 | 0,6 | 0,6 | : | : | : | : | : | : | | | | | | | | | | | | | | |
| LUXEMBOURG | 92 | 0 | 0 | 0 | 0 | 0 | 0 | 0 | 0 | 0 | 0 | 0 | 0 | 0 | 93 | 0 | 0 | 0 | 0 | 0 | 0 | 0 | 0 | 0 | 0 | 0 | 0 | 0 | 94 | 0 | 0 | 0 | 0 | 0 | 0 | 0 | 0 | 0 | 0 | 0 | 0 | 0 | % 94 | - | 40,0 | 10,0 | 16,7 | 14,3 | - | 525,0 | 290,0 | 490,9 | : | : | : | : | %+ 94 | - | 18,2 | 14,3 | 14,8 | 14,7 | 11,9 | 94,0 | 126,7 | 183,1 | : | : | : | : | | | | | | | | | | | | | | |
| NEDERLAND | 92 | 15 | 14 | 16 | 16 | 15 | 16 | 14 | 14 | 17 | 14 | 16 | 17 | 184 | 93 | 13 | 13 | 18 | 16 | 16 | 18 | 14 | 15 | 17 | 15 | 17 | 16 | 187 | 94 | 13 | 13 | 17 | 16 | 18 | 17 | 16 | : | : | : | : | : | : | % 94 | 3,2 | -0,9 | -4,1 | 0,1 | 13,3 | -1,0 | 3,3 | 9,9 | : | : | : | : | : | %+ 94 | 3,2 | 1,2 | -1,0 | -0,7 | 2,3 | 1,7 | 1,9 | 2,8 | : | : | : | : | : | | | | | | | | | | | | | | |
| PORTUGAL | 92 | 1 | 1 | 1 | 1 | 1 | 1 | 1 | 1 | 1 | 1 | 1 | 1 | 9 | 93 | 1 | 1 | 1 | 1 | 1 | 1 | 1 | 1 | 1 | 1 | 1 | 1 | 8 | 94 | 1 | 0 | 1 | 0 | 1 | 1 | 1 | 1 | : | : | : | : | : | % 94 | -22,0 | -30,7 | -30,2 | -47,9 | -26,8 | -15,0 | -18,2 | -8,7 | : | : | : | : | : | %+ 94 | -22,0 | -26,1 | -27,5 | -32,4 | -31,4 | -28,7 | -27,2 | -24,6 | : | : | : | : | : | | | | | | | | | | | | | | |
| UNITED KINGDOM | 92 | 0 | 0 | 0 | 0 | 0 | 0 | 0 | 0 | 0 | 0 | 0 | 0 | 1 | 93 | 0 | 0 | 0 | 0 | 0 | 0 | 0 | 0 | 0 | 0 | 0 | 0 | 1 | 94 | 0 | - | 0 | 0 | - | - | 0 | 0 | : | : | : | : | : | % 94 | - | -100,0 | - | - | -100,0 | -100,0 | - | - | : | : | : | : | : | %+ 94 | - | -50,0 | -33,3 | -25,0 | -40,0 | -50,0 | -42,9 | -37,5 | : | : | : | : | : | | | | | | | | | | | | | | |

| | SCHWEINE NETTOERZEUGUNG (SCHLACHTUNGEN) | | | | | | | | | | | | PIGS NET PRODUCTION (SLAUGHTERINGS) | | | | | PORCS PRODUCTION NETTE (ABATTAGES) | | | | | | | | | | |
|-----------------|---|-------|-------|-------|-------|-------|-------|-------|-------|-------|-------|-------|-------------------------------------|-------|-------|-------|-------|------------------------------------|-------|-------|-------|-------|-------|-------|-------|-------|--------|-------|
| | 1000 STUECK | | | | | | | | | | | | 1000 HEAD | | | | | 1000 TETES | | | | | | | | | | |
| | I | I | I | I | I | I | I | I | I | I | I | I | I | I | I | I | I | I | I | I | I | I | | | | | | |
| | JAN | FEB | MAR | APR | MAY | JUN | JUL | AUG | SEP | OCT | NOV | DEC | TOTAL | JAN | FEB | MAR | APR | MAY | JUN | JUL | AUG | SEP | OCT | NOV | DEC | TOTAL | | |
| EUR 12 | 92 | 15135 | 13330 | 14068 | 13599 | 12775 | 13813 | 11684 | 13554 | 14401 | 15330 | 15276 | 171042 | 92 | 15427 | 13789 | 15515 | 14005 | 13346 | 14964 | 14331 | 14782 | 15137 | 15705 | 16156 | 16545 | 179702 | |
| | 93 | 15706 | 14120 | 15373 | 14225 | 14307 | 14296 | : | : | : | : | : | : | 94 | 1,8 | 2,4 | -0,9 | 1,6 | 7,2 | -4,5 | : | : | : | : | : | : | : | |
| | x | 94 | 1,8 | 2,4 | -0,9 | 1,6 | 7,2 | -4,5 | : | : | : | : | : | x | 94 | 1,8 | 2,4 | -0,9 | 1,6 | 7,2 | -4,5 | : | : | : | : | : | : | |
| | x+ | 94 | 1,8 | 2,1 | 1,0 | 1,2 | 2,3 | 1,1 | : | : | : | : | : | x+ | 94 | 1,8 | 2,1 | 1,0 | 1,2 | 2,3 | 1,1 | : | : | : | : | : | : | |
| EUR 12* | 92 | 14649 | 12922 | 13607 | 13181 | 12362 | : | : | : | : | : | : | : | 92 | 14649 | 12922 | 13607 | 13181 | 12362 | : | : | : | : | : | : | : | : | |
| BELGIE-BELGIQUE | 92 | 870 | 767 | 900 | 857 | 817 | 915 | 790 | 838 | 904 | 921 | 943 | 906 | 10429 | 93 | 904 | 846 | 977 | 903 | 905 | 1000 | 810 | 964 | 972 | 957 | 949 | 901 | 11087 |
| | 94 | 903 | 836 | 929 | 871 | 903 | 901 | 756 | 965 | : | : | : | : | 94 | 903 | 836 | 929 | 871 | 903 | 901 | 756 | 965 | : | : | : | : | : | |
| | x | 94 | -0,1 | -1,1 | -4,9 | -3,5 | -0,2 | -9,9 | -6,6 | 0,1 | : | : | : | x | 94 | -0,1 | -1,1 | -4,9 | -3,5 | -0,2 | -9,9 | -6,6 | 0,1 | : | : | : | : | |
| | x+ | 94 | -0,1 | -0,5 | -2,1 | -2,5 | -2,0 | -3,4 | -3,9 | -3,3 | : | : | : | x+ | 94 | -0,1 | -0,5 | -2,1 | -2,5 | -2,0 | -3,4 | -3,9 | -3,3 | : | : | : | : | |
| DANMARK | 92 | 1590 | 1330 | 1543 | 1288 | 1369 | 1517 | 1463 | 1585 | 1614 | 1708 | 1657 | 1573 | 18236 | 93 | 1647 | 1486 | 1675 | 1112 | 1069 | 1900 | 1787 | 1859 | 1721 | 1806 | 1935 | 1727 | 19724 |
| | 94 | 1767 | 1551 | 1714 | 1609 | 1623 | 1665 | 1636 | 1710 | 1855 | : | : | : | 94 | 1767 | 1551 | 1714 | 1609 | 1623 | 1665 | 1636 | 1710 | 1855 | : | : | : | : | |
| | x | 94 | 7,3 | 4,4 | 2,3 | 44,7 | 51,8 | -12,4 | -8,5 | 7,8 | : | : | : | x | 94 | 7,3 | 4,4 | 2,3 | 44,7 | 51,8 | -12,4 | -8,5 | 7,8 | : | : | : | : | |
| | x+ | 94 | 7,3 | 5,9 | 4,7 | 12,2 | 18,3 | 11,7 | 8,3 | 5,9 | 6,1 | : | : | x+ | 94 | 7,3 | 5,9 | 4,7 | 12,2 | 18,3 | 11,7 | 8,3 | 5,9 | 6,1 | : | : | : | |
| DEUTSCHLAND* | 92 | 3090 | 2769 | 3050 | 2865 | 2898 | : | : | : | : | : | : | : | 92 | 3090 | 2769 | 3050 | 2865 | 2898 | : | : | : | : | : | : | : | : | |
| DEUTSCHLAND | 92 | 3576 | 3177 | 3511 | 3283 | 3310 | 3444 | 3254 | 3296 | 3374 | 3481 | 3598 | 3467 | 40771 | 93 | 3435 | 3134 | 3680 | 3278 | 3315 | 3571 | 3263 | 3429 | 3393 | 3504 | 3584 | 3473 | 41059 |
| | 94 | 3421 | 3188 | 3593 | 3195 | 3422 | 3264 | 3007 | 3272 | 3292 | : | : | : | 94 | 3421 | 3188 | 3593 | 3195 | 3422 | 3264 | 3007 | 3272 | 3292 | : | : | : | : | |
| | x | 94 | -0,4 | 1,7 | -2,4 | -2,5 | 3,2 | -8,6 | -7,8 | -4,6 | -3,0 | : | : | x | 94 | -0,4 | 1,7 | -2,4 | -2,5 | 3,2 | -8,6 | -7,8 | -4,6 | -3,0 | : | : | : | |
| | x+ | 94 | -0,4 | 0,6 | -0,5 | -1,0 | -0,1 | -1,6 | -2,5 | -2,7 | -2,8 | : | : | x+ | 94 | -0,4 | 0,6 | -0,5 | -1,0 | -0,1 | -1,6 | -2,5 | -2,7 | -2,8 | : | : | : | |
| ELLADA | 92 | 227 | 195 | 165 | 161 | 154 | 168 | 169 | 175 | 175 | 192 | 219 | 402 | 2403 | 93 | 217 | 187 | 160 | 156 | 149 | 164 | 169 | 174 | 174 | 184 | 208 | 387 | 2330 |
| | 94 | 215 | 188 | 153 | 149 | 144 | 161 | 167 | 170 | : | : | : | : | 94 | 215 | 188 | 153 | 149 | 144 | 161 | 167 | 170 | : | : | : | : | : | |
| | x | 94 | -1,0 | 0,7 | -4,3 | -4,8 | -3,1 | -1,8 | -1,2 | -2,5 | : | : | : | x | 94 | -1,0 | 0,7 | -4,3 | -4,8 | -3,1 | -1,8 | -1,2 | -2,5 | : | : | : | : | |
| | x+ | 94 | -1,0 | 0,2 | -1,4 | -2,1 | -2,3 | -2,2 | -2,1 | -2,1 | : | : | : | x+ | 94 | -1,0 | 0,2 | -1,4 | -2,1 | -2,3 | -2,2 | -2,1 | -2,1 | : | : | : | : | |
| ESPAÑA | 92 | 2122 | 2078 | 1955 | 1951 | 1717 | 1990 | 1832 | 1963 | 2092 | 2329 | 2240 | 2633 | 24901 | 93 | 2334 | 2136 | 2263 | 2095 | 2095 | 2015 | 1959 | 2037 | 2241 | 2340 | 2459 | 2837 | 26811 |
| | 94 | 2394 | 2214 | 2233 | 2005 | 2005 | 1962 | : | : | : | : | : | : | 94 | 2394 | 2214 | 2233 | 2005 | 2005 | 1962 | : | : | : | : | : | : | : | |
| | x | 94 | 2,6 | 3,6 | -1,3 | -4,3 | -4,3 | -2,6 | : | : | : | : | : | x | 94 | 2,6 | 3,6 | -1,3 | -4,3 | -4,3 | -2,6 | : | : | : | : | : | : | |
| | x+ | 94 | 2,6 | 3,1 | 1,6 | 0,2 | -0,7 | -1,0 | : | : | : | : | : | x+ | 94 | 2,6 | 3,1 | 1,6 | 0,2 | -0,7 | -1,0 | : | : | : | : | : | : | |
| FRANCE | 92 | 2035 | 1691 | 1876 | 1853 | 1670 | 1834 | 1880 | 1815 | 1958 | 1953 | 1909 | 1985 | 22458 | 93 | 2019 | 1850 | 2080 | 1919 | 1820 | 2015 | 1923 | 2073 | 2141 | 2042 | 2121 | 2110 | 24112 |
| | 94 | 2163 | 1965 | 2187 | 1918 | 2002 | 2056 | 1897 | : | : | : | : | : | 94 | 2163 | 1965 | 2187 | 1918 | 2002 | 2056 | 1897 | : | : | : | : | : | : | |
| | x | 94 | 7,1 | 6,2 | 5,1 | -0,0 | 10,0 | 2,0 | -1,3 | : | : | : | : | x | 94 | 7,1 | 6,2 | 5,1 | -0,0 | 10,0 | 2,0 | -1,3 | : | : | : | : | : | |
| | x+ | 94 | 7,1 | 6,7 | 6,1 | 4,6 | 5,7 | 5,0 | 4,1 | : | : | : | : | x+ | 94 | 7,1 | 6,7 | 6,1 | 4,6 | 5,7 | 5,0 | 4,1 | : | : | : | : | : | |
| IRELAND | 92 | 263 | 218 | 240 | 232 | 233 | 241 | 264 | 241 | 268 | 252 | 268 | 248 | 2964 | 93 | 257 | 221 | 264 | 249 | 247 | 257 | 266 | 275 | 255 | 277 | 277 | 246 | 3070 |
| | 94 | 237 | 219 | 270 | 241 | 243 | 271 | 259 | 270 | 274 | : | : | : | 94 | 237 | 219 | 270 | 241 | 243 | 271 | 259 | 270 | 274 | : | : | : | : | |
| | x | 94 | -7,9 | -0,8 | 2,0 | -3,4 | -1,4 | 5,6 | 1,5 | -0,2 | : | : | : | x | 94 | -7,9 | -0,8 | 2,0 | -3,4 | -1,4 | 5,6 | 1,5 | -0,2 | : | : | : | : | |
| | x+ | 94 | -7,9 | -4,6 | -2,2 | -2,5 | -2,3 | -0,9 | -0,7 | -0,4 | -0,4 | : | : | x+ | 94 | -7,9 | -4,6 | -2,2 | -2,5 | -2,3 | -0,9 | -0,7 | -0,4 | -0,4 | : | : | : | |
| ITALIA | 92 | 1269 | 1013 | 1013 | 965 | 826 | 892 | 778 | 762 | 882 | 1039 | 1203 | 1617 | 12259 | 93 | 1258 | 1043 | 1037 | 987 | 856 | 874 | 738 | 760 | 883 | 1032 | 1190 | 1585 | 12241 |
| | 94 | 1197 | 968 | 1012 | 987 | 872 | 893 | 753 | : | : | : | : | : | 94 | 1197 | 968 | 1012 | 987 | 872 | 893 | 753 | : | : | : | : | : | : | |
| | x | 94 | -4,9 | -7,1 | -2,4 | 0,0 | 1,8 | 2,2 | 2,0 | : | : | : | : | x | 94 | -4,9 | -7,1 | -2,4 | 0,0 | 1,8 | 2,2 | 2,0 | : | : | : | : | : | |
| | x+ | 94 | -4,9 | -5,9 | -4,8 | -3,7 | -2,8 | -2,1 | -1,6 | : | : | : | : | x+ | 94 | -4,9 | -5,9 | -4,8 | -3,7 | -2,8 | -2,1 | -1,6 | : | : | : | : | : | |
| LUXEMBOURG | 92 | 8 | 7 | 9 | 8 | 6 | 8 | 7 | 8 | 8 | 9 | 9 | 9 | 95 | 93 | 9 | 8 | 10 | 8 | 8 | 10 | 8 | 9 | 9 | 10 | 9 | 108 | |
| | 94 | 10 | 8 | 10 | 8 | 10 | 8 | 8 | 9 | 9 | : | : | : | 94 | 10 | 8 | 10 | 8 | 10 | 8 | 8 | 9 | 9 | : | : | : | : | |
| | x | 94 | 9,7 | 5,8 | -3,9 | 5,7 | 21,0 | -14,4 | -4,5 | -1,9 | 0,3 | : | : | x | 94 | 9,7 | 5,8 | -3,9 | 5,7 | 21,0 | -14,4 | -4,5 | -1,9 | 0,3 | : | : | : | |
| | x+ | 94 | 9,7 | 7,9 | 3,4 | 3,9 | 7,1 | 3,1 | 2,0 | 1,5 | 1,4 | : | : | x+ | 94 | 9,7 | 7,9 | 3,4 | 3,9 | 7,1 | 3,1 | 2,0 | 1,5 | 1,4 | : | : | : | |
| NEDERLAND | 92 | 1564 | 1479 | 1499 | 1458 | 1423 | 1520 | 1591 | 1436 | 1685 | 1686 | 1717 | 1733 | 18789 | 93 | 1650 | 1490 | 1960 | 1689 | 1482 | 1752 | 1696 | 1717 | 1735 | 1684 | 1744 | 1747 | 20345 |
| | 94 | 1622 | 1514 | 1775 | 1545 | 1588 | 1619 | 1428 | 1616 | : | : | : | : | 94 | 1622 | 1514 | 1775 | 1545 | 1588 | 1619 | 1428 | 1616 | : | : | : | : | : | |
| | x | 94 | -1,7 | 1,6 | -9,4 | -8,5 | 7,2 | -7,6 | -15,8 | -5,9 | : | : | : | x | 94 | -1,7 | 1,6 | -9,4 | -8,5 | 7,2 | -7,6 | -15,8 | -5,9 | : | : | : | : | |
| | x+ | 94 | -1,7 | -0,2 | -3,7 | -4,9 | -2,7 | -3,6 | -5,4 | -5,4 | : | : | : | x+ | 94 | -1,7 | -0,2 | -3,7 | -4,9 | -2,7 | -3,6 | -5,4 | -5,4 | : | : | : | : | |
| PORTUGAL | 92 | 255 | 256 | 260 | 257 | 224 | 232 | 344 | 336 | 327 | 307 | 313 | 340 | 3451 | 93 | 282 | 285 | 333 | 317 | 322 | 322 | 347 | 388 | 371 | 343 | 386 | 373 | 4068 |
| | 94 | 340 | 304 | 377 | 324 | 369 | 360 | 348 | 408 | : | : | : | : | 94 | 340 | 304 | 377 | 324 | 369 | 360 | 348 | 408 | : | : | : | : | : | |
| | x | 94 | 20,6 | 6,8 | 13,0 | 2,3 | 14,7 | 11,7 | 0,4 | 5,1 | : | : | : | x | 94 | 20,6 | 6,8 | 13,0 | 2,3 | 14,7 | 11,7 | 0,4 | 5,1 | : | : | : | : | |
| | x+ | 94 | 20,6 | 13,6 | 13,4 | 10,5 | 11,4 | 11,4 | 9,7 | 9,0 | : | : | : | x+ | 94 | 20,6 | 13,6 | 13,4 | 10,5 | 11,4 | 11,4 | 9,7 | 9,0 | : | : | : | : | |
| UNITED KINGDOM | 92 | 1358 | 1119 | 1098 | 1287 | 1027 | 1053 | 1313 | 1100 | 1115 | 1453 | 1201 | 1164 | 14286 | 93 | 1415 | 1106 | 1074 | 1292 | 1079 | 1084 | 1375 | 1105 | 1225 | 1550 | 1292 | 1152 | 14748 |
| | 94 | 1437 | 1165 | 1120 | 1372 | 1126 | 1135 | 1420 | 1130 | : | : | : | : | 94 | 1437 | 1165 | 1120 | 1372 | 1126 | 1135 | 1420 | 1130 | : | : | : | : | : | |
| | x | 94 | 1,6 | 5,4 | 4,3 | 6,2 | 4,4 | 4,7 | 3,3 | 2,3 | : | : | : | x | 94 | 1,6 | 5,4 | 4,3 | 6,2 | 4,4 | 4,7 | 3,3 | 2,3 | : | : | : | : | |
| | x+ | 94 | 1,6 | 3,3 | 3,6 | 4,3 | 4,3 | 4,3 | 4,2 | 3,9 | : | : | : | x+ | 94 | 1,6 | 3,3 | 3,6 | 4,3 | 4,3 | 4,3 | 4,2 | 3,9 | : | : | : | : | |

| | SCHWEINE NETTOERZEUGUNG (SCHLACHTUNGEN) | | | | | | | | | | | | PIGS NET PRODUCTION (SLAUGHTERINGS) | | | | PORCS PRODUCTION NETTE (ABATTAGES) | | | | | | | | | | | | | | | | | | | | | | | | | | | | | | | | | | | | | | | | | | | | | | | | | | | | | | | | |
|-----------------|---|------|------|------|------|------|------|------|------|------|------|------|-------------------------------------|-------|----|------|------------------------------------|------|------|------|------|------|------|------|------|------|------|-------|----|------|------|------|------|------|------|-----|-----|-----|-----|-----|-----|------|---|----|-------|------|------|------|------|-------|-------|-------|------|--|--|--|--|----|----|-------|-------|-------|------|------|------|------|------|------|--|--|--|--|--|
| | I | I | I | I | I | I | I | I | I | I | I | I | I | I | I | I | I | I | | | | | | | | | | | | | | | | | | | | | | | | | | | | | | | | | | | | | | | | | | | | | | | | | | | | | | | |
| | JAN | FEB | MAR | APR | MAY | JUN | JUL | AUG | SEP | OCT | NOV | DEC | TOTAL | | | | | | | | | | | | | | | | | | | | | | | | | | | | | | | | | | | | | | | | | | | | | | | | | | | | | | | | | | | | |
| | 1000 TONNEN | | | | | | | | | | | | 1000 TONS | | | | 1000 TONNES | | | | | | | | | | | | | | | | | | | | | | | | | | | | | | | | | | | | | | | | | | | | | | | | | | | | | | | | |
| EUR 12 | 92 | 1281 | 1130 | 1176 | 1143 | 1084 | 1162 | 1142 | 1127 | 1212 | 1297 | 1296 | 1337 | 14387 | 93 | 1322 | 1179 | 1319 | 1192 | 1150 | 1270 | 1186 | 1241 | 1281 | 1335 | 1377 | 1391 | 15244 | 94 | 1319 | 1203 | 1305 | 1206 | 1216 | 1207 | | | | | | | | | % | 94 | -0,3 | 2,0 | -1,0 | 1,1 | 5,8 | -5,0 | | | | | | | | %+ | 94 | -0,3 | 0,8 | 0,2 | 0,4 | 1,4 | 0,3 | | | | | | | |
| EUR 12# | 92 | 1237 | 1093 | 1134 | 1105 | 1046 | | | | | | | | | 93 | | | | | | | | | | | | | | 94 | | | | | | | | | | | | | | % | 94 | 8,2 | 1,6 | 4,1 | -1,8 | 4,3 | -6,7 | -3,3 | 3,5 | | | | | | %+ | 94 | 8,2 | 4,9 | 4,6 | 3,0 | 3,3 | 1,4 | 0,8 | 1,2 | | | | | | |
| BELGIE-BELGIQUE | 92 | 77 | 68 | 79 | 76 | 74 | 82 | 71 | 75 | 85 | 85 | 89 | 84 | 944 | 93 | 79 | 76 | 82 | 81 | 81 | 90 | 73 | 87 | 89 | 89 | 85 | 84 | 995 | 94 | 85 | 78 | 85 | 79 | 85 | 84 | 70 | 90 | | | | | | % | 94 | 8,2 | 1,6 | 4,1 | -1,8 | 4,3 | -6,7 | -3,3 | 3,5 | | | | | | %+ | 94 | 8,2 | 4,9 | 4,6 | 3,0 | 3,3 | 1,4 | 0,8 | 1,2 | | | | | | |
| DANMARK | 92 | 120 | 100 | 116 | 97 | 103 | 114 | 111 | 119 | 121 | 130 | 124 | 117 | 1372 | 93 | 124 | 112 | 125 | 84 | 89 | 150 | 122 | 141 | 130 | 138 | 146 | 129 | 1490 | 94 | 133 | 116 | 128 | 122 | 121 | 123 | 114 | 126 | 138 | | | | | % | 94 | 7,1 | 4,0 | 1,9 | 44,5 | 35,8 | -18,0 | -6,4 | -10,4 | 6,2 | | | | | %+ | 94 | 7,1 | 5,6 | 4,3 | 11,9 | 15,9 | 8,5 | 6,2 | 3,8 | 4,1 | | | | | |
| DEUTSCHLAND# | 92 | 279 | 248 | 275 | 259 | 262 | | | | | | | | | 93 | 323 | 285 | 317 | 297 | 300 | 310 | 290 | 295 | 304 | 317 | 330 | 316 | 3684 | 94 | 316 | 286 | 336 | 300 | 304 | 324 | 294 | 310 | 309 | 321 | 329 | 317 | 3747 | % | 94 | -0,1 | 2,2 | -2,7 | -2,6 | 2,9 | -7,8 | -8,3 | -5,5 | -4,1 | | | | | %+ | 94 | -0,1 | 1,0 | -0,4 | -0,9 | -0,1 | -1,5 | -2,4 | -2,8 | -2,9 | | | | | |
| DEUTSCHLAND | 92 | 14 | 12 | 10 | 10 | 10 | 11 | 11 | 11 | 11 | 13 | 14 | 25 | 153 | 93 | 14 | 12 | 10 | 10 | 10 | 11 | 11 | 11 | 12 | 13 | 14 | 23 | 147 | 94 | 13 | 12 | 10 | 9 | 9 | 10 | 11 | 11 | | | | | | % | 94 | -2,2 | -0,2 | -4,9 | -5,0 | -3,2 | -1,1 | -0,5 | -2,0 | | | | | | %+ | 94 | -2,2 | -1,3 | -2,3 | -2,9 | -2,9 | -2,6 | -2,3 | -2,3 | | | | | | |
| ESPANA | 92 | 168 | 168 | 155 | 150 | 133 | 153 | 139 | 147 | 158 | 177 | 171 | 194 | 1912 | 93 | 188 | 173 | 179 | 163 | 163 | 155 | 149 | 152 | 169 | 180 | 191 | 219 | 2081 | 94 | 190 | 176 | 174 | 153 | 153 | 149 | | | | | | | | % | 94 | 0,9 | 1,8 | -2,7 | -5,8 | -6,0 | -3,8 | | | | | | | | %+ | 94 | 0,9 | 1,3 | -0,0 | -1,3 | -2,2 | -2,5 | | | | | | | | |
| FRANCE | 92 | 182 | 150 | 167 | 164 | 148 | 162 | 166 | 160 | 174 | 173 | 170 | 176 | 1994 | 93 | 182 | 167 | 186 | 171 | 162 | 178 | 169 | 183 | 190 | 183 | 191 | 189 | 2151 | 94 | 191 | 173 | 191 | 167 | 174 | 178 | 163 | | | | | | | % | 94 | 5,0 | 3,5 | 2,3 | -2,3 | 7,4 | 0,2 | -3,5 | | | | | | | %+ | 94 | 5,0 | 4,3 | 3,6 | 2,2 | 3,2 | 2,7 | 1,8 | | | | | | | |
| IRELAND | 92 | 18 | 15 | 17 | 16 | 15 | 16 | 18 | 16 | 18 | 17 | 18 | 17 | 202 | 93 | 18 | 15 | 18 | 17 | 17 | 18 | 18 | 18 | 19 | 18 | 19 | 17 | 212 | 94 | 17 | 15 | 19 | 17 | 17 | 19 | 18 | 19 | | | | | | % | 94 | -5,6 | 0,7 | 3,3 | -1,8 | -1,7 | 7,4 | 2,3 | 2,2 | -2,1 | | | | | %+ | 94 | -5,6 | -2,7 | -0,6 | -0,9 | -1,0 | 0,4 | 0,7 | 0,9 | 0,5 | | | | | |
| ITALIA | 92 | 137 | 110 | 96 | 104 | 96 | 100 | 92 | 86 | 101 | 120 | 128 | 159 | 1328 | 93 | 139 | 116 | 115 | 110 | 100 | 99 | 89 | 87 | 100 | 117 | 137 | 161 | 1370 | 94 | 109 | 109 | 114 | 112 | 103 | 102 | 91 | | | | | | | % | 94 | -21,4 | -5,8 | -1,0 | 2,0 | 3,0 | 2,7 | 1,9 | | | | | | | %+ | 94 | -21,4 | -14,3 | -10,2 | -7,4 | -5,6 | -4,4 | -3,6 | | | | | | | |
| LUXEMBOURG | 92 | 1 | 1 | 1 | 1 | 0 | 1 | 1 | 1 | 1 | 1 | 1 | 1 | 7 | 93 | 1 | 1 | 1 | 1 | 1 | 1 | 1 | 1 | 1 | 1 | 1 | 1 | 8 | 94 | 1 | 1 | 1 | 1 | 1 | 1 | 1 | 1 | 1 | 1 | 1 | 1 | | % | 94 | 12,8 | 6,6 | -5,5 | 12,5 | 21,7 | -14,8 | -5,8 | -3,3 | 1,5 | | | | | %+ | 94 | 12,8 | 9,9 | 4,0 | 5,9 | 8,9 | 4,4 | 3,0 | 2,2 | 2,1 | | | | | |
| NETHERLAND | 92 | 131 | 126 | 127 | 123 | 120 | 127 | 132 | 120 | 142 | 145 | 147 | 147 | 1585 | 93 | 141 | 127 | 168 | 145 | 127 | 150 | 146 | 149 | 151 | 146 | 149 | 148 | 1747 | 94 | 140 | 131 | 154 | 134 | 137 | 139 | 121 | 137 | | | | | | % | 94 | -0,8 | 3,2 | -8,6 | -7,6 | -7,5 | -7,4 | -16,7 | -8,1 | | | | | | %+ | 94 | -0,8 | 1,1 | -2,6 | -3,9 | -1,8 | -2,8 | -4,8 | -5,2 | | | | | | |
| PORTUGAL | 92 | 17 | 18 | 18 | 18 | 15 | 16 | 23 | 22 | 22 | 22 | 23 | 23 | 237 | 93 | 23 | 21 | 24 | 23 | 23 | 22 | 24 | 26 | 25 | 24 | 27 | 26 | 288 | 94 | 24 | 21 | 26 | 23 | 26 | 24 | 23 | 27 | | | | | | % | 94 | 2,3 | 2,8 | 7,6 | - | 11,2 | 9,4 | -1,7 | 3,4 | | | | | | %+ | 94 | 2,3 | 2,5 | 4,3 | 3,2 | 4,8 | 5,6 | 4,5 | 4,4 | | | | | | |
| UNITED KINGDOM | 92 | 94 | 76 | 75 | 87 | 70 | 71 | 88 | 74 | 75 | 99 | 81 | 78 | 967 | 93 | 98 | 75 | 73 | 88 | 73 | 73 | 93 | 75 | 85 | 107 | 90 | 78 | 1008 | 94 | 100 | 81 | 77 | 96 | 79 | 79 | 98 | 78 | | | | | | % | 94 | 2,4 | 6,9 | 5,2 | 9,1 | 8,0 | 8,5 | 5,9 | 3,5 | | | | | | %+ | 94 | 2,4 | 4,3 | 4,6 | 5,8 | 6,2 | 6,5 | 6,4 | 6,1 | | | | | | |

| | SCHAFE & ZIEGEN NETTOERZEUGUNG (SCHLACHTUNGEN) | | | | | | | | | | | | SHEEP & GOATS NET PRODUCTION (SLAUGHTERINGS) | | | | MOUTONS & CHEVRES PRODUCTION NETTE (ABATTAGES) | | | | | | | | | | | | | | | | | | | | | | | | | | | | | | | | | | | | | | | | | | | | | | | | | | | | | | | | |
|-----------------|---|-------|-------|-------|--------|-------|-------|-------|-------|-------|-------|-------|---|--------|----|-------|---|-------|-------|-------|-------|-------|-------|-------|-------|-------|-------|--------|----|-------|-------|-------|-------|-------|-------|-------|-------|-----|-----|-----|-----|------|---|--------|--------|--------|--------|--------|--------|--------|--------|------|---|---|---|---|----|--------|--------|--------|--------|--------|--------|--------|--------|------|---|---|---|---|---|---|---|
| | I | I | I | I | I | I | I | I | I | I | I | I | I | I | I | I | I | I | I | | | | | | | | | | | | | | | | | | | | | | | | | | | | | | | | | | | | | | | | | | | | | | | | | | | | | | |
| | JAN | FEB | MAR | APR | MAY | JUN | JUL | AUG | SEP | OCT | NOV | DEC | TOTAL | | | | | | | | | | | | | | | | | | | | | | | | | | | | | | | | | | | | | | | | | | | | | | | | | | | | | | | | | | | | |
| | 1000 STUECK | | | | | | | | | | | | 1000 HEAD | | | | 1000 TETES | | | | | | | | | | | | | | | | | | | | | | | | | | | | | | | | | | | | | | | | | | | | | | | | | | | | | | | | |
| EUR 12 | 92 | 6056: | 5730: | 7268: | 10362: | 6155: | 6437: | 6394: | 6183: | 5998: | 6512: | 6276: | 9988: | 83359: | 93 | 6165: | 5889: | 7525: | 9689: | 6078: | 5781: | 5964: | 6139: | 6092: | 6453: | 6360: | 9579: | 81714: | 94 | 6143: | 5829: | 8073: | 8632: | 6283: | 5726: | : | : | : | : | : | : | : | : | % | -0,4: | -1,0: | 7,3: | -10,9: | 3,4: | -1,0: | : | : | : | : | : | : | : | : | %+ | -0,4: | -0,7: | 2,4: | -2,0: | -1,1: | -1,1: | : | : | : | : | : | : | : | : |
| EUR 12# | 92 | 5983: | 5666: | 7177: | 10281: | 6093: | : | : | : | : | : | : | : | : | 93 | 29: | 23: | 33: | 34: | 29: | 34: | 22: | 22: | 25: | 24: | 21: | 21: | 316: | 94 | 20: | 19: | 23: | 25: | 23: | 25: | 17: | 18: | 18: | 16: | 17: | 16: | 238: | % | -23,1: | -12,4: | -12,4: | -32,9: | 9,7: | -28,9: | -23,1: | -13,4: | : | : | : | : | : | %+ | -23,1: | -17,9: | -15,9: | -20,8: | -14,5: | -17,1: | -17,8: | -17,3: | : | : | : | : | : | | | |
| BELGIE-BELGIQUE | 92 | 29: | 23: | 33: | 34: | 29: | 34: | 22: | 22: | 25: | 24: | 21: | 21: | 316: | 93 | 20: | 19: | 23: | 25: | 23: | 25: | 17: | 18: | 18: | 16: | 17: | 16: | 238: | 94 | 16: | 17: | 20: | 17: | 25: | 18: | 13: | 15: | 20: | 15: | 15: | 16: | : | % | -23,1: | -12,4: | -12,4: | -32,9: | 9,7: | -28,9: | -23,1: | -13,4: | : | : | : | : | : | %+ | -23,1: | -17,9: | -15,9: | -20,8: | -14,5: | -17,1: | -17,8: | -17,3: | : | : | : | : | : | | | |
| DANMARK | 92 | 4 | 3 | 4 | 4 | 4 | 6 | 7 | 12 | 14 | 15 | 12 | 5 | 90 | 93 | 5: | 4: | 4: | 4: | 4: | 6: | 6: | 9: | 14: | 16: | 14: | 7: | 93: | 94 | 6: | 4: | 4: | 3: | 4: | 5: | 4: | 5: | 4: | 5: | 4: | 5: | : | % | 26,0: | 2,4: | 2,5: | -29,3: | 40,0: | -39,0: | -21,9: | : | : | : | : | : | : | %+ | 26,0: | 15,2: | 11,4: | 1,7: | 8,2: | -2,2: | -6,0: | : | : | : | : | : | : | | | |
| DEUTSCHLAND# | 92 | 78 | 68 | 81 | 123 | 82 | : | : | : | : | : | : | : | : | 93 | 151 | 132 | 172 | 203 | 145 | 226 | 164 | 148 | 186 | 228 | 261 | 258 | 2274 | 94 | 143 | 136 | 190 | 207 | 143 | 262 | 123 | 143 | 167 | 213 | 249 | 230 | 2206 | % | -7,8 | -1,5 | -7,9 | -16,9 | 33,7 | -15,3 | -2,9 | -4,3 | -2,9 | : | : | : | : | %+ | -7,8 | -4,7 | -6,0 | -9,3 | -1,8 | -5,1 | -4,9 | -4,8 | -4,6 | : | : | : | : | | | |
| DEUTSCHLAND | 92 | 871 | 978 | 1325 | 3087 | 1267 | 765 | 674 | 661 | 561 | 598 | 655 | 1049 | 12492 | 93 | 906 | 977 | 1295 | 3085 | 1278 | 766 | 663 | 652 | 563 | 583 | 686 | 1004 | 12458 | 94 | 884 | 969 | 1276 | 3121 | 1305 | 772 | 685 | 646 | : | : | : | : | : | % | -2,4 | -0,8 | -1,5 | 1,2 | 2,1 | 0,8 | 3,3 | -0,9 | : | : | : | : | : | %+ | -2,4 | -1,6 | -1,6 | -0,2 | 0,2 | 0,2 | 0,5 | 0,4 | : | : | : | : | : | | | |
| ELLADA | 92 | 1666 | 1741 | 2192 | 2224 | 1773 | 2014 | 1911 | 1782 | 1679 | 1550 | 1478 | 2837 | 22845 | 93 | 1571 | 1781 | 2178 | 2051 | 1727 | 1680 | 1614 | 1614 | 1668 | 1572 | 1622 | 3022 | 22305 | 94 | 1706 | 1791 | 2252 | 2051 | 1757 | 1741 | : | : | : | : | : | : | : | % | 8,6 | 0,6 | 3,4 | -0,0 | 1,7 | 3,6 | : | : | : | : | : | : | : | %+ | 8,6 | 4,4 | 4,0 | 2,9 | 2,7 | 2,8 | : | : | : | : | : | : | : | | | |
| ESPAÑA | 92 | 745 | 761 | 1067 | 1360 | 838 | 876 | 799 | 725 | 599 | 654 | 646 | 934 | 10005 | 93 | 655 | 767 | 1324 | 1146 | 834 | 813 | 754 | 743 | 656 | 622 | 673 | 870 | 9857 | 94 | 647 | 730 | 1342 | 891 | 922 | 744 | 708 | : | : | : | : | : | : | % | -1,2 | -4,8 | 1,4 | -22,3 | 10,6 | -8,5 | -6,1 | : | : | : | : | : | : | %+ | -1,2 | -3,1 | -1,0 | -7,2 | -4,1 | -4,7 | -4,9 | : | : | : | : | : | : | | | |
| IRELAND | 92 | 318 | 263 | 231 | 285 | 385 | 483 | 502 | 466 | 454 | 369 | 302 | 299 | 4357 | 93 | 275 | 269 | 336 | 428 | 454 | 438 | 489 | 486 | 453 | 409 | 357 | 307 | 4701 | 94 | 245 | 253 | 279 | 280 | 430 | 431 | 449 | 452 | 449 | : | : | : | : | % | -10,9 | -6,2 | -16,9 | -34,5 | -5,3 | -1,5 | -8,2 | -7,0 | -0,7 | : | : | : | : | %+ | -10,9 | -8,6 | -11,8 | -19,2 | -15,6 | -12,8 | -12,0 | -11,2 | -9,9 | : | : | : | : | | | |
| ITALIA | 92 | 659 | 580 | 974 | 1555 | 447 | 363 | 317 | 429 | 492 | 557 | 874 | 2509 | 9755 | 93 | 662 | 567 | 868 | 1423 | 418 | 352 | 296 | 419 | 461 | 476 | 728 | 2230 | 8901 | 94 | 625 | 507 | 1232 | 823 | 402 | 340 | 292 | : | : | : | : | : | : | % | -5,5 | -10,6 | 42,0 | -42,2 | -3,9 | -3,4 | -1,4 | : | : | : | : | : | : | %+ | -5,5 | -7,9 | 12,7 | -9,5 | -8,9 | -8,4 | -8,0 | : | : | : | : | : | : | | | |
| LUXEMBOURG | 92 | - | - | - | - | - | - | - | - | - | - | - | - | - | 93 | - | - | - | - | - | - | - | - | - | - | - | - | - | 94 | - | - | - | - | - | - | - | - | - | - | - | - | - | % | - | - | - | - | - | - | - | - | - | - | - | - | - | %+ | - | - | - | - | - | - | - | - | - | - | - | - | - | | | |
| NEDERLAND | 92 | 55 | 53 | 61 | 62 | 57 | 92 | 50 | 53 | 61 | 58 | 56 | 64 | 723 | 93 | 51 | 58 | 71 | 69 | 81 | 76 | 60 | 65 | 66 | 61 | 66 | 64 | 789 | 94 | 56 | 55 | 61 | 51 | 96 | 53 | 47 | 60 | : | : | : | : | : | % | 9,8 | -4,3 | -14,0 | -25,5 | 18,0 | -30,3 | -21,8 | -6,8 | : | : | : | : | : | %+ | 9,8 | 2,3 | -4,2 | -10,1 | -3,2 | -8,2 | -10,0 | -9,6 | : | : | : | : | : | | | |
| PORTUGAL | 92 | 102 | 114 | 114 | 193 | 113 | 112 | 82 | 78 | 71 | 74 | 99 | 221 | 1372 | 93 | 78 | 92 | 131 | 183 | 100 | 121 | 85 | 83 | 67 | 73 | 86 | 204 | 1302 | 94 | 82 | 94 | 217 | 111 | 120 | 121 | 84 | 86 | : | : | : | : | : | % | 4,2 | 3,1 | 65,2 | -39,0 | 21,0 | 0,0 | -0,3 | 3,9 | : | : | : | : | : | %+ | 4,2 | 3,6 | 30,4 | 4,2 | 7,1 | 5,9 | 5,2 | 5,1 | : | : | : | : | : | | | |
| UNITED KINGDOM | 92 | 1456: | 1083: | 1095: | 1355: | 1098: | 1465: | 1867: | 1807: | 1855: | 2385: | 1873: | 1791: | 19130: | 93 | 1798: | 1219: | 1103: | 1067: | 1017: | 1243: | 1858: | 1704: | 1959: | 2411: | 1860: | 1624: | 18864: | 94 | 1744: | 1274: | 1214: | 1112: | 1030: | 1280: | 1975: | 1837: | : | : | : | : | : | % | -3,0: | 4,5: | 10,1: | 4,2: | 1,3: | 3,0: | 6,3: | 7,8: | : | : | : | : | : | %+ | -3,0: | -0,0: | 2,7: | 3,0: | 2,7: | 2,8: | 3,5: | 4,1: | : | : | : | : | : | | | |

| | SCHAFE & ZIEGEN NETTOERZEUGUNG (SCHLACHTUNGEN) | | | | | SHEEP & GOATS NET PRODUCTION (SLAUGHTERINGS) | | | | | MOUTONS & CHEVRES PRODUCTION NETTE (ABATTAGES) | | | | |
|-----------------|---|--------|--------|--------|--------|---|--------|--------|--------|------|---|-----|-------|-------|---|
| | I | I | I | I | I | I | I | I | I | I | I | I | I | I | I |
| | JAN | FEB | MAR | APR | MAY | JUN | JUL | AUG | SEP | OCT | NOV | DEC | TOTAL | | |
| | 1000 TONNEN | | | | | 1000 TONS | | | | | 1000 TONNES | | | | |
| EUR 12 | 92 | 84: | 78: | 94: | 126: | 88: | 98: | 100: | 96: | 95: | 102: | 91: | 120: | 1171: | |
| | 93 | 87: | 81: | 97: | 117: | 85: | 86: | 92: | 94: | 94: | 100: | 92: | 113: | 1138: | |
| | 94 | 85: | 80: | 102: | 106: | 90: | 86: | : | : | : | : | : | : | : | |
| % | 94 | -1,4: | -0,4: | 6,0: | -9,3: | 5,7: | -0,4: | : | : | : | : | : | : | : | |
| %+ | 94 | -1,4: | -0,9: | 1,6: | -1,7: | -0,4: | -0,4: | : | : | : | : | : | : | : | |
| EUR 12# | 92 | 83: | 77: | 92: | 125: | 87: | : | : | : | : | : | : | : | : | |
| BELGIE-BELGIQUE | 92 | 1: | 0: | 1: | 1: | 1: | 1: | 0: | 0: | 1: | 0: | 0: | 0: | 6: | |
| | 93 | 0: | 0: | 0: | 1: | 0: | 0: | 0: | 0: | 0: | 0: | 0: | 0: | 5: | |
| | 94 | 0: | 0: | 0: | 0: | 0: | 0: | 0: | 0: | 0: | 0: | 0: | 0: | : | |
| % | 94 | -21,9: | -10,7: | -12,8: | -35,5: | 14,2: | -34,0: | -16,2: | -12,6: | : | : | : | : | : | |
| %+ | 94 | -21,9: | -16,4: | -15,1: | -21,1: | -13,9: | -17,5: | -17,4: | -16,9: | : | : | : | : | : | |
| DANMARK | 92 | 0 | 0 | 0 | 0 | 0 | 0 | 0 | 0 | 0 | 0 | 0 | 0 | 2 | |
| | 93 | 0: | 0: | 0: | 0: | 0: | 0: | 0: | 0: | 0: | 0: | 0: | 0: | 2: | |
| | 94 | 0: | 0: | 0: | 0: | 0: | 0: | 0: | 0: | 0: | 0: | 0: | 0: | : | |
| % | 94 | -: | -: | -: | -: | -: | -: | -: | -: | -: | -: | -: | -: | -: | |
| %+ | 94 | -: | -: | -: | -: | -: | -: | -: | -: | -: | -: | -: | -: | -: | |
| DEUTSCHLAND# | 92 | 1 | 1 | 1 | 2 | 2 | : | : | : | : | : | : | : | : | |
| DEUTSCHLAND | 92 | 3 | 3 | 3 | 4 | 3 | 4 | 3 | 3 | 4 | 4 | 5 | 5 | 44 | |
| | 93 | 3 | 3 | 3 | 4 | 3 | 5 | 2 | 3 | 4 | 4 | 5 | 4 | 41 | |
| | 94 | 2 | 3 | 3 | 3 | 3 | 4 | 2 | 3 | 3 | 4 | 5 | 4 | : | |
| % | 94 | -11,9 | 0,5 | -8,8 | -11,8 | 35,0 | -14,8 | 3,7 | 1,2 | 4,3 | : | : | : | : | |
| %+ | 94 | -11,9 | -5,9 | -7,0 | -8,4 | -0,9 | -4,3 | -3,5 | -2,9 | -2,1 | : | : | : | : | |
| ELLADA | 92 | 8 | 10 | 13 | 29 | 13 | 9 | 8 | 9 | 7 | 8 | 8 | 11 | 132 | |
| | 93 | 9 | 9 | 12 | 29 | 13 | 9 | 8 | 8 | 8 | 8 | 8 | 10 | 129 | |
| | 94 | 8 | 9 | 12 | 29 | 13 | 9 | 8 | 8 | : | : | : | : | : | |
| % | 94 | -1,7 | -0,4 | -0,0 | 1,4 | 5,4 | 0,1 | 3,8 | -3,3 | : | : | : | : | : | |
| %+ | 94 | -1,7 | -1,0 | -0,6 | 0,4 | 1,3 | 1,1 | 1,4 | 1,0 | : | : | : | : | : | |
| ESPAÑA | 92 | 17 | 18 | 23 | 24 | 20 | 23 | 22 | 20 | 19 | 18 | 16 | 27 | 247 | |
| | 93 | 16 | 19 | 23 | 22 | 19 | 18 | 18 | 21 | 19 | 17 | 17 | 29 | 238 | |
| | 94 | 18 | 19 | 24 | 22 | 19 | 20 | : | : | : | : | : | : | : | |
| % | 94 | 11,6 | 1,2 | 4,9 | -0,1 | 5,2 | 6,8 | : | : | : | : | : | : | : | |
| %+ | 94 | 11,6 | 5,9 | 5,5 | 4,0 | 4,2 | 4,6 | : | : | : | : | : | : | : | |
| FRANCE | 92 | 12 | 12 | 16 | 20 | 15 | 16 | 15 | 14 | 14 | 12 | 12 | 14 | 172 | |
| | 93 | 11 | 12 | 18 | 17 | 14 | 15 | 14 | 14 | 12 | 11 | 12 | 13 | 164 | |
| | 94 | 11 | 11 | 18 | 14 | 16 | 14 | 13 | : | : | : | : | : | : | |
| % | 94 | -1,9 | -5,8 | -1,1 | -18,1 | 11,3 | -7,8 | -5,4 | : | : | : | : | : | : | |
| %+ | 94 | -1,9 | -4,0 | -2,7 | -7,2 | -3,6 | -4,3 | -4,4 | : | : | : | : | : | : | |
| IRELAND | 92 | 7 | 6 | 5 | 6 | 8 | 10 | 11 | 10 | 10 | 8 | 7 | 7 | 94 | |
| | 93 | 6 | 6 | 7 | 9 | 9 | 9 | 10 | 9 | 9 | 9 | 8 | 7 | 99 | |
| | 94 | 5 | 5 | 6 | 6 | 9 | 9 | 9 | 9 | 9 | : | : | : | : | |
| % | 94 | -11,7 | -6,9 | -15,5 | -33,7 | -5,3 | -1,1 | -8,8 | -6,9 | : | : | : | : | : | |
| %+ | 94 | -11,7 | -9,3 | -11,6 | -18,7 | -15,3 | -12,5 | -11,9 | -11,1 | -9,7 | : | : | : | : | |
| ITALIA | 92 | 6 | 6 | 8 | 12 | 5 | 4 | 4 | 5 | 5 | 5 | 6 | 20 | 86 | |
| | 93 | 6 | 6 | 8 | 12 | 5 | 4 | 3 | 5 | 5 | 5 | 6 | 17 | 81 | |
| | 94 | 5 | 5 | 11 | 7 | 5 | 4 | 4 | : | : | : | : | : | : | |
| % | 94 | -16,9 | -14,2 | 45,2 | -40,1 | 0,6 | -0,7 | 4,1 | : | : | : | : | : | : | |
| %+ | 94 | -16,9 | -15,5 | 8,9 | -10,0 | -8,6 | -7,8 | -6,8 | : | : | : | : | : | : | |
| LUXEMBOURG | 92 | - | - | - | - | - | - | - | - | - | - | - | - | - | |
| | 93 | - | - | - | - | - | - | - | - | - | - | - | - | - | |
| | 94 | - | - | - | - | - | - | - | - | - | - | - | - | - | |
| % | 94 | - | - | - | - | - | - | - | - | - | - | - | - | - | |
| %+ | 94 | - | - | - | - | - | - | - | - | - | - | - | - | - | |
| NEDERLAND | 92 | 1 | 1 | 2 | 1 | 1 | 2 | 1 | 1 | 1 | 1 | 1 | 2 | 17 | |
| | 93 | 1 | 1 | 2 | 2 | 2 | 2 | 1 | 1 | 1 | 1 | 2 | 2 | 18 | |
| | 94 | 1 | 1 | 2 | 2 | 2 | 1 | 1 | 1 | : | : | : | : | : | |
| % | 94 | 9,1 | -3,4 | -15,3 | -22,7 | 27,0 | -28,1 | -18,5 | 0,6 | : | : | : | : | : | |
| %+ | 94 | 9,1 | 2,4 | -4,7 | -9,4 | -1,3 | -5,7 | -7,2 | -6,3 | : | : | : | : | : | |
| PORTUGAL | 92 | 1 | 1 | 1 | 2 | 1 | 1 | 1 | 1 | 1 | 1 | 1 | 2 | 14 | |
| | 93 | 1 | 1 | 1 | 2 | 1 | 1 | 1 | 1 | 1 | 1 | 1 | 2 | 14 | |
| | 94 | 1 | 1 | 2 | 1 | 1 | 1 | 1 | : | : | : | : | : | : | |
| % | 94 | 7,4 | 5,5 | 49,1 | -34,4 | 15,4 | -6,0 | 4,4 | 8,7 | : | : | : | : | : | |
| %+ | 94 | 7,4 | 6,4 | 25,8 | 3,2 | 5,5 | 3,4 | 3,5 | 4,0 | : | : | : | : | : | |
| UNITED KINGDOM | 92 | 28: | 21: | 21: | 27: | 21: | 28: | 35: | 33: | 34: | 43: | 34: | 33: | 356: | |
| | 93 | 34: | 23: | 21: | 20: | 20: | 23: | 34: | 31: | 36: | 44: | 34: | 29: | 348: | |
| | 94 | 33: | 25: | 23: | 22: | 20: | 24: | 36: | 33: | : | : | : | : | : | |
| % | 94 | -2,4: | 6,0: | 11,5: | 6,4: | 2,0: | 4,8: | 5,9: | 7,1: | : | : | : | : | : | |
| %+ | 94 | -2,4: | 1,1: | 3,9: | 4,4: | 4,0: | 4,1: | 4,5: | 4,9: | : | : | : | : | : | |

| | HORSES | | | | | | | | | | | | | | TOTAL | |
|-----------------|--|-------|-------|-------|-------|-------|-------|--------------------------------|-------|------|-----|-----|-----|------|------------|---|
| | PFERDE NETTOERZEUGUNG (SCHLACHTUNGEN) | | | | | | | NET PRODUCTION (SLAUGHTERINGS) | | | | | | | | EQUIDES PRODUCTION NETTE (ABATTAGES) |
| | JAN | FEB | MAR | APR | MAY | JUN | JUL | AUG | SEP | OCT | NOV | DEC | | | | |
| | 1000 STUECK | | | | | | | | | | | | | | 1000 TETES | |
| EUR 12 | 92 | 31: | 35: | 32: | 37: | 29: | 38: | 31: | 27: | 33: | 34: | 37: | 37: | 402: | | |
| | 93 | 31: | 35: | 32: | 38: | 29: | 31: | 31: | 30: | 34: | 32: | 37: | 34: | 392: | | |
| | 94 | 30: | 34: | 31: | 36: | 30: | 28: | : | : | : | : | : | : | : | | |
| % | 94 | -2,6: | -4,8: | -1,7: | -4,5: | 4,4: | -9,3: | : | : | : | : | : | : | : | | |
| %+ | 94 | -2,6: | -3,8: | -3,1: | -3,5: | -2,1: | -3,2: | : | : | : | : | : | : | : | | |
| BELGIE-BELGIQUE | 92 | 31: | 35: | 31: | 37: | 29: | : | : | : | : | : | : | : | : | | |
| | 93 | 1 | 1 | 1 | 1 | 1 | 1 | 1 | 1 | 1 | 1 | 1 | 1 | 9 | | |
| | 94 | 1 | 1 | 1 | 1 | 1 | 1 | 1 | 1 | 1 | 1 | 1 | 1 | 10 | | |
| % | 94 | 43,3 | 29,3 | 7,8 | 23,6 | 37,9 | 15,8 | 4,8 | 35,2 | : | : | : | : | : | | |
| %+ | 94 | 43,3 | 36,3 | 26,7 | 25,8 | 28,1 | 26,0 | 23,2 | 24,9 | : | : | : | : | : | | |
| DANMARK | 92 | - | - | - | - | - | - | - | - | - | - | - | - | - | | |
| | 93 | - | - | - | - | - | - | - | - | - | - | - | - | - | | |
| | 94 | - | - | - | - | - | - | - | - | - | - | - | - | - | | |
| % | 94 | - | - | - | - | - | - | - | - | - | - | - | - | - | | |
| %+ | 94 | - | - | - | - | - | - | - | - | - | - | - | - | - | | |
| DEUTSCHLAND | 92 | 1 | 1 | 1 | 1 | 1 | : | : | : | : | : | : | : | : | | |
| | 93 | 2 | 1 | 2 | 2 | 1 | 2 | 1 | 1 | 2 | 2 | 2 | 2 | 18 | | |
| | 94 | 1 | 1 | 2 | 1 | 1 | 1 | 1 | 2 | 1 | 2 | 2 | 2 | 17 | | |
| % | 94 | 14,1 | -10,2 | -3,5 | -8,6 | -4,3 | -0,8 | -1,4 | -12,6 | -3,6 | : | : | : | : | | |
| %+ | 94 | 14,1 | 2,0 | -0,1 | -2,3 | -2,7 | -2,4 | -2,3 | -3,7 | : | : | : | : | : | | |
| ELLADA | 92 | - | - | - | - | - | - | - | - | - | - | - | - | - | | |
| | 93 | - | - | - | - | - | - | - | - | - | - | - | - | - | | |
| | 94 | - | - | - | - | - | - | - | - | - | - | - | - | - | | |
| % | 94 | - | - | - | - | - | - | - | - | - | - | - | - | - | | |
| %+ | 94 | - | - | - | - | - | - | - | - | - | - | - | - | - | | |
| ESPAÑA | 92 | 4 | 3 | 4 | 4 | 3 | 4 | 3 | 3 | 4 | 4 | 4 | 4 | 44 | | |
| | 93 | 3 | 4 | 3 | 3 | 3 | 3 | 4 | 3 | 4 | 4 | 4 | 4 | 41 | | |
| | 94 | 3 | 4 | 3 | 3 | 3 | 3 | 2 | : | : | : | : | : | : | | |
| % | 94 | -5,0 | -4,1 | -9,3 | -5,4 | -7,2 | -9,4 | : | : | : | : | : | : | : | | |
| %+ | 94 | -5,0 | -4,5 | -6,1 | -5,9 | -6,2 | -6,6 | : | : | : | : | : | : | : | | |
| FRANCE | 92 | 4 | 4 | 4 | 4 | 4 | 4 | 3 | 3 | 4 | 4 | 4 | 3 | 44 | | |
| | 93 | 3 | 3 | 4 | 3 | 3 | 4 | 3 | 3 | 3 | 4 | 4 | 3 | 40 | | |
| | 94 | 3 | 3 | 3 | 3 | 3 | 3 | 2 | : | : | : | : | : | : | | |
| % | 94 | 7,8 | -7,6 | -16,6 | -14,1 | 0,8 | -22,6 | -19,9 | : | : | : | : | : | : | | |
| %+ | 94 | 7,8 | -0,1 | -6,7 | -8,6 | -6,7 | -9,6 | -11,0 | : | : | : | : | : | : | | |
| IRELAND | 92 | 0 | 0 | 0 | 0 | 0 | 0 | 0 | 0 | 0 | 0 | 0 | 0 | 2 | | |
| | 93 | -: | -: | -: | -: | -: | -: | -: | -: | -: | -: | -: | -: | -: | | |
| | 94 | -: | -: | -: | -: | -: | -: | -: | -: | -: | -: | -: | -: | -: | | |
| % | 94 | -: | -: | -: | -: | -: | -: | -: | -: | -: | -: | -: | -: | -: | | |
| %+ | 94 | -: | -: | -: | -: | -: | -: | -: | -: | -: | -: | -: | -: | -: | | |
| ITALIA | 92 | 20 | 25 | 20 | 26 | 20 | 24 | 21 | 19 | 23 | 23 | 26 | 27 | 276 | | |
| | 93 | 22 | 26 | 21 | 28 | 20 | 21 | 22 | 21 | 23 | 22 | 26 | 24 | 276 | | |
| | 94 | 21 | 25 | 22 | 27 | 21 | 20 | 21 | : | : | : | : | : | : | | |
| % | 94 | -6,1 | -5,3 | 2,3 | -3,7 | 6,5 | -8,2 | -6,8 | : | : | : | : | : | : | | |
| %+ | 94 | -6,1 | -5,7 | -3,2 | -3,4 | -1,7 | -2,7 | -3,3 | : | : | : | : | : | : | | |
| LUXEMBOURG | 92 | - | - | - | - | - | - | - | - | - | - | - | - | - | | |
| | 93 | - | - | - | - | - | - | - | - | - | - | - | - | - | | |
| | 94 | - | - | - | - | - | - | - | - | - | - | - | - | - | | |
| % | 94 | - | - | - | - | - | - | - | - | - | - | - | - | - | | |
| %+ | 94 | - | - | - | - | - | - | - | - | - | - | - | - | - | | |
| NEDERLAND | 92 | 0 | 0 | 0 | 0 | 0 | 1 | 0 | 0 | 0 | 0 | 0 | 0 | 4 | | |
| | 93 | 0 | 0 | 0 | 0 | 0 | 0 | 0 | 0 | 0 | 0 | 0 | 0 | 4 | | |
| | 94 | 0 | 0 | 0 | 0 | 0 | 0 | 0 | 0 | 0 | 0 | 0 | 0 | : | | |
| % | 94 | - | - | - | - | - | - | -33,3 | - | : | : | : | : | : | | |
| %+ | 94 | - | - | - | - | - | - | -5,0 | -4,3 | : | : | : | : | : | | |
| PORTUGAL | 92 | 0 | 0 | 0 | 0 | 0 | 2 | 0 | 0 | 0 | 0 | 0 | 0 | 6 | | |
| | 93 | 0 | 0 | 0 | 0 | 0 | 0 | 0 | 0 | 0 | 0 | 0 | 0 | 5 | | |
| | 94 | 0 | 0 | 0 | 0 | 0 | 0 | 0 | 0 | 0 | 0 | 0 | 0 | : | | |
| % | 94 | -6,8 | -8,8 | -9,6 | -14,0 | -6,7 | -23,1 | -5,1 | -16,5 | : | : | : | : | : | | |
| %+ | 94 | -6,8 | -7,8 | -8,5 | -9,8 | -9,2 | -11,7 | -10,8 | -11,4 | : | : | : | : | : | | |
| UNITED KINGDOM | 92 | -: | -: | -: | -: | -: | -: | -: | -: | -: | -: | -: | -: | -: | | |
| | 93 | -: | -: | -: | -: | -: | -: | -: | -: | -: | -: | -: | -: | -: | | |
| | 94 | -: | -: | -: | -: | -: | -: | -: | -: | -: | -: | -: | -: | -: | | |
| % | 94 | -: | -: | -: | -: | -: | -: | -: | -: | -: | -: | -: | -: | -: | | |
| %+ | 94 | -: | -: | -: | -: | -: | -: | -: | -: | -: | -: | -: | -: | -: | | |

| | PFERDE NETTOERZEUGUNG (SCHLACHTUNGEN) | | | | | | | | | | | | HORSES NET PRODUCTION (SLAUGHTERINGS) | | | | EQUIDES PRODUCTION NETTE (ABATTAGES) | | | | | | | |
|-----------------|---------------------------------------|-------|-------|------|-------|-------|-------|------|-------|-------|-------|------|---------------------------------------|-------|-------|------|--------------------------------------|-------|-------|------|-------|-------|-------|------|
| | 1000 TONNEN | | | | | | | | | | | | 1000 TONS | | | | 1000 TONNES | | | | | | | |
| | I 92 | I 93 | I 94 | I 94 | I 92 | I 93 | I 94 | I 94 | I 92 | I 93 | I 94 | I 94 | I 92 | I 93 | I 94 | I 94 | I 92 | I 93 | I 94 | I 94 | I 92 | I 93 | I 94 | I 94 |
| EUR 12 | 7: | 7: | 8: | 3,4: | 8: | 8: | 7: | 7: | 8: | 7: | 8: | 7: | 8: | 7: | 8: | 7: | 8: | 7: | 8: | 7: | 8: | 7: | 8: | 92: |
| % | 7: | 7: | 8: | 3,4: | 8: | 8: | 7: | 7: | 8: | 7: | 8: | 7: | 8: | 7: | 8: | 7: | 8: | 7: | 8: | 7: | 8: | 7: | 8: | 88: |
| %+ | 7: | 7: | 8: | 3,4: | 8: | 8: | 7: | 7: | 8: | 7: | 8: | 7: | 8: | 7: | 8: | 7: | 8: | 7: | 8: | 7: | 8: | 7: | 8: | : |
| BELGIE-BELGIQUE | 0 | 0 | 0 | 45,5 | 0 | 0 | 0 | 0 | 0 | 0 | 0 | 0 | 0 | 0 | 0 | 0 | 0 | 0 | 0 | 0 | 0 | 0 | 0 | 2 |
| % | 0 | 0 | 0 | 45,5 | 0 | 0 | 0 | 0 | 0 | 0 | 0 | 0 | 0 | 0 | 0 | 0 | 0 | 0 | 0 | 0 | 0 | 0 | 0 | 3 |
| %+ | 0 | 0 | 0 | 45,5 | 0 | 0 | 0 | 0 | 0 | 0 | 0 | 0 | 0 | 0 | 0 | 0 | 0 | 0 | 0 | 0 | 0 | 0 | 0 | : |
| DANMARK | - | - | - | 45,5 | - | - | - | - | - | - | - | - | - | - | - | - | - | - | - | - | - | - | - | - |
| % | - | - | - | 45,5 | - | - | - | - | - | - | - | - | - | - | - | - | - | - | - | - | - | - | - | - |
| %+ | - | - | - | 45,5 | - | - | - | - | - | - | - | - | - | - | - | - | - | - | - | - | - | - | - | - |
| DEUTSCHLAND | 0 | 0 | 0 | 14,3 | 0 | 0 | 0 | 0 | 0 | 0 | 0 | 0 | 0 | 0 | 0 | 0 | 0 | 0 | 0 | 0 | 0 | 0 | 0 | 5 |
| % | 0 | 0 | 0 | 14,3 | 0 | 0 | 0 | 0 | 0 | 0 | 0 | 0 | 0 | 0 | 0 | 0 | 0 | 0 | 0 | 0 | 0 | 0 | 0 | 5 |
| %+ | 0 | 0 | 0 | 14,3 | 0 | 0 | 0 | 0 | 0 | 0 | 0 | 0 | 0 | 0 | 0 | 0 | 0 | 0 | 0 | 0 | 0 | 0 | 0 | : |
| ELLADA | - | - | - | 14,3 | - | - | - | - | - | - | - | - | - | - | - | - | - | - | - | - | - | - | - | - |
| % | - | - | - | 14,3 | - | - | - | - | - | - | - | - | - | - | - | - | - | - | - | - | - | - | - | - |
| %+ | - | - | - | 14,3 | - | - | - | - | - | - | - | - | - | - | - | - | - | - | - | - | - | - | - | - |
| ESPAÑA | 1 | 1 | 1 | 14,3 | 1 | 1 | 1 | 1 | 1 | 1 | 1 | 1 | 1 | 1 | 1 | 1 | 1 | 1 | 1 | 1 | 1 | 1 | 1 | 8 |
| % | 1 | 1 | 1 | 14,3 | 1 | 1 | 1 | 1 | 1 | 1 | 1 | 1 | 1 | 1 | 1 | 1 | 1 | 1 | 1 | 1 | 1 | 1 | 1 | 7 |
| %+ | 1 | 1 | 1 | 14,3 | 1 | 1 | 1 | 1 | 1 | 1 | 1 | 1 | 1 | 1 | 1 | 1 | 1 | 1 | 1 | 1 | 1 | 1 | 1 | : |
| FRANCE | -10,7 | -11,7 | -11,2 | 14,3 | -10,7 | -11,7 | -11,2 | 14,3 | -10,7 | -11,7 | -11,2 | 14,3 | -10,7 | -11,7 | -11,2 | 14,3 | -10,7 | -11,7 | -11,2 | 14,3 | -10,7 | -11,7 | -11,2 | 13 |
| % | -10,7 | -11,7 | -11,2 | 14,3 | -10,7 | -11,7 | -11,2 | 14,3 | -10,7 | -11,7 | -11,2 | 14,3 | -10,7 | -11,7 | -11,2 | 14,3 | -10,7 | -11,7 | -11,2 | 14,3 | -10,7 | -11,7 | -11,2 | 12 |
| %+ | -10,7 | -11,7 | -11,2 | 14,3 | -10,7 | -11,7 | -11,2 | 14,3 | -10,7 | -11,7 | -11,2 | 14,3 | -10,7 | -11,7 | -11,2 | 14,3 | -10,7 | -11,7 | -11,2 | 14,3 | -10,7 | -11,7 | -11,2 | : |
| IRELAND | 1 | 1 | 1 | 4,3 | 1 | 1 | 1 | 1 | 1 | 1 | 1 | 1 | 1 | 1 | 1 | 1 | 1 | 1 | 1 | 1 | 1 | 1 | 1 | 13 |
| % | 1 | 1 | 1 | 4,3 | 1 | 1 | 1 | 1 | 1 | 1 | 1 | 1 | 1 | 1 | 1 | 1 | 1 | 1 | 1 | 1 | 1 | 1 | 1 | 12 |
| %+ | 1 | 1 | 1 | 4,3 | 1 | 1 | 1 | 1 | 1 | 1 | 1 | 1 | 1 | 1 | 1 | 1 | 1 | 1 | 1 | 1 | 1 | 1 | 1 | : |
| ITALIA | 5 | 5 | 5 | 2,6 | 5 | 5 | 5 | 5 | 5 | 5 | 5 | 5 | 5 | 5 | 5 | 5 | 5 | 5 | 5 | 5 | 5 | 5 | 5 | 62 |
| % | 5 | 5 | 5 | 2,6 | 5 | 5 | 5 | 5 | 5 | 5 | 5 | 5 | 5 | 5 | 5 | 5 | 5 | 5 | 5 | 5 | 5 | 5 | 5 | 60 |
| %+ | 5 | 5 | 5 | 2,6 | 5 | 5 | 5 | 5 | 5 | 5 | 5 | 5 | 5 | 5 | 5 | 5 | 5 | 5 | 5 | 5 | 5 | 5 | 5 | : |
| LUXEMBOURG | - | - | - | 2,6 | - | - | - | - | - | - | - | - | - | - | - | - | - | - | - | - | - | - | - | - |
| % | - | - | - | 2,6 | - | - | - | - | - | - | - | - | - | - | - | - | - | - | - | - | - | - | - | - |
| %+ | - | - | - | 2,6 | - | - | - | - | - | - | - | - | - | - | - | - | - | - | - | - | - | - | - | - |
| NEDERLAND | 0 | 0 | 0 | 11,7 | 0 | 0 | 0 | 0 | 0 | 0 | 0 | 0 | 0 | 0 | 0 | 0 | 0 | 0 | 0 | 0 | 0 | 0 | 0 | 1 |
| % | 0 | 0 | 0 | 11,7 | 0 | 0 | 0 | 0 | 0 | 0 | 0 | 0 | 0 | 0 | 0 | 0 | 0 | 0 | 0 | 0 | 0 | 0 | 0 | 1 |
| %+ | 0 | 0 | 0 | 11,7 | 0 | 0 | 0 | 0 | 0 | 0 | 0 | 0 | 0 | 0 | 0 | 0 | 0 | 0 | 0 | 0 | 0 | 0 | 0 | : |
| PORTUGAL | 0 | 0 | 0 | 11,7 | 0 | 0 | 0 | 0 | 0 | 0 | 0 | 0 | 0 | 0 | 0 | 0 | 0 | 0 | 0 | 0 | 0 | 0 | 0 | 1 |
| % | 0 | 0 | 0 | 11,7 | 0 | 0 | 0 | 0 | 0 | 0 | 0 | 0 | 0 | 0 | 0 | 0 | 0 | 0 | 0 | 0 | 0 | 0 | 0 | 1 |
| %+ | 0 | 0 | 0 | 11,7 | 0 | 0 | 0 | 0 | 0 | 0 | 0 | 0 | 0 | 0 | 0 | 0 | 0 | 0 | 0 | 0 | 0 | 0 | 0 | : |
| UNITED KINGDOM | - | - | - | 11,7 | - | - | - | - | - | - | - | - | - | - | - | - | - | - | - | - | - | - | - | - |
| % | - | - | - | 11,7 | - | - | - | - | - | - | - | - | - | - | - | - | - | - | - | - | - | - | - | - |
| %+ | - | - | - | 11,7 | - | - | - | - | - | - | - | - | - | - | - | - | - | - | - | - | - | - | - | - |

HINWEIS

Schwierigkeiten im Zusammenhang mit der Einführung des Intrastat-Systems ab 1. Januar 1993 haben zu einem Bruch in den Zeitreihen über den innergemeinschaftlichen Handel geführt. Aus diesem Grunde ist die Möglichkeit eines direkten Vergleichs von Zahlen von vor 1993 mit den Zahlen ab 1993 nicht mehr gegeben.

NOTE

Figures before and after January are not strictly comparable because of the difficulties arising from the introduction on 1 January 1993 of Intrastat system.

NOTE

En raison de difficultés occasionnées par l'introduction le 1er janvier 1993, du système Intrastat pour le relevé des échanges intra-communautaires, la comparaison des données antérieures à 1993 s'avère impossible

| | CATTLE (TOTAL) | | | | | | | | | | | | BOVINS (TOTAL) | | |
|-----------------|---|--------|--------|--------|--------|--------|-----------------------------|--------|--------|--------|--------|--------|---------------------------|--------|--------|
| | RINDER UND KÄLBER BRUTTOEIGENERZEUGUNG | | | | | | GROSS INDIGENOUS PRODUCTION | | | | | | PRODUCTION INDIGÈNE BRUTE | | |
| | I I | I I | I I | I I | I I | I I | I I | I I | I I | I I | I I | I I | I I | I I | I I |
| 1000 TONNEN | | | | | | | | | | | | | 1000 TONNES | | |
| EUR 12 | 92 | 729: | 635: | 729: | 704: | 638: | 678: | 664: | 659: | 746: | 764: | 735: | 696: | 8378: | |
| BELGIE-BELGIQUE | 92 | 33 | 28 | 32 | 31 | 27 | 29 | 28 | 30 | 32 | 33 | 36 | 34 | 374 | |
| | 93 | 31 | 29 | 36 | 31 | 30 | 32 | 28 | 32 | 33 | 34 | 33 | 35 | 385 | |
| % | 94 | -5,1 | 4,8 | 10,0 | -1,6 | 13,1 | 9,7 | 0,9 | 8,0 | 3,4 | 3,0 | -10,1 | 3,5 | | |
| %+ | 93 | -5,1 | -0,6 | 3,1 | 1,9 | 3,9 | 4,9 | 4,3 | 4,8 | 4,6 | 4,4 | 2,9 | 3,0 | | |
| DANMARK | 92 | 20 | 17 | 19 | 17 | 18 | 20 | 14 | 17 | 17 | 20 | 20 | 17 | 217 | |
| | 93 | 17 | 15 | 19 | 13 | 13 | 22 | 15 | 17 | 19 | 18 | 21 | 15 | 206 | |
| | 94 | 18 | 15 | 17 | 16 | 17 | 16 | 12 | 16 | 17 | | | | | |
| % | 94 | 4,1 | 5 | -11,7 | 21,7 | 26,1 | -29,7 | -21,9 | -8,1 | -10,1 | | | | | |
| %+ | 94 | 4,1 | 2,2 | -2,9 | 2,0 | 6,2 | -1,8 | -4,5 | -5,0 | -5,6 | | | | | |
| DEUTSCHLAND | 92 | 168 | 148 | 178 | 167 | 155 | 160 | 155 | 153 | 162 | 165 | 156 | 151 | 1918 | |
| | 93 | 136 | 132 | 163 | 141 | 131 | 146 | 124 | 134 | 146 | 138 | 153 | 142 | 1686 | |
| | 94 | 130 | 117 | 144 | 123 | 123 | 124 | 98 | | | | | | | |
| % | 94 | -4,5 | -11,6 | -11,5 | -12,3 | -6,0 | -15,1 | -21,1 | | | | | | | |
| %+ | 94 | -4,5 | -8,0 | -9,3 | -10,1 | -9,3 | -10,3 | -11,7 | | | | | | | |
| ELLADA | 92 | 6 | 6 | 6 | 6 | 5 | 6 | 6 | 7 | 5 | 5 | 4 | 4 | 66 | |
| | 93 | 6 | 5 | 5 | 5 | 5 | 6 | 6 | 6 | 6 | 5 | 5 | 5 | | |
| % | 94 | 3,7 | -9,7 | -9,4 | -12,5 | 13,4 | -8,6 | -7,2 | -7,4 | 7,1 | 2,8 | | | | |
| %+ | 93 | 3,7 | -3,0 | -5,1 | -7,0 | -3,6 | -4,5 | -4,9 | -5,3 | -4,0 | -3,4 | | | | |
| ESPANA | 92 | 40 | 36 | 41 | 44 | 42 | 50 | 50 | 50 | 46 | 47 | 40 | 42 | 528 | |
| | 93 | 40 | 37 | 42 | 40 | 41 | 39 | 40 | 42 | 40 | 39 | 38 | 45 | 484 | |
| | 94 | 40 | 36 | 42 | 40 | 40 | | | | | | | | | |
| % | 94 | -0,0 | -4,1 | -1,5 | 1,0 | | | | | | | | | | |
| %+ | 94 | -0,0 | -2,0 | -1,7 | -1,1 | | | | | | | | | | |
| FRANCE | 92 | 188 | 156 | 183 | 180 | 152 | 169 | 168 | 160 | 184 | 178 | 175 | 185 | 2079 | |
| | 93 | 159 | 148 | 172 | 152 | 143 | 164 | 149 | 161 | 173 | 159 | 163 | 158 | 1902 | |
| | 94 | 155 | 137 | 167 | 146 | 147 | 144 | | | | | | | | |
| % | 94 | -2,8 | -6,9 | -3,1 | -3,8 | 2,4 | -11,7 | | | | | | | | |
| %+ | 94 | -2,8 | -4,8 | -4,2 | -4,1 | -2,9 | -4,4 | | | | | | | | |
| IRELAND | 92 | 36 | 34 | 49 | 43 | 36 | 35 | 39 | 42 | 76 | 95 | 73 | 41 | 600 | |
| | 93 | 41 | 43 | 48 | 59 | 33 | 38 | 43 | 47 | 62 | 68 | 82 | 43 | 606 | |
| | 94 | 34 | 33 | 52 | 53 | | | | | | | | | | |
| % | 94 | -18,0 | -23,4 | 8,6 | -10,8 | | | | | | | | | | |
| %+ | 94 | -18,0 | -20,7 | -10,1 | -10,3 | | | | | | | | | | |
| ITALIA | 92 | 76 | 78 | 85 | 73 | 83 | 84 | 70 | 78 | 84 | 60 | 85 | 78 | 933 | |
| | 93 | 83 | 76 | 91 | 80 | 85 | 88 | 74 | 81 | 88 | 70 | 92 | 69 | 977 | |
| | 94 | 84 | 84 | 84 | 76 | 85 | | | | | | | | | |
| % | 94 | 1,7 | 10,5 | -7,5 | -4,2 | 0,5 | | | | | | | | | |
| %+ | 94 | 1,7 | 5,9 | 1,0 | -0,2 | -0,1 | | | | | | | | | |
| LUXEMBOURG | 92 | 1 | 1 | 1 | 1 | 1 | 1 | 1 | 1 | 1 | 1 | 1 | 1 | 7 | |
| | 93 | 1 | 0 | 1 | 0 | 1 | 0 | 1 | 1 | 1 | 1 | 1 | 1 | 7 | |
| | 94 | 1 | 0 | 1 | 0 | 1 | 0 | 1 | 1 | 1 | 1 | 1 | 1 | | |
| % | 94 | -2,7 | -15,0 | -7,2 | -4,5 | -12,7 | 10,0 | 1,6 | -6,8 | 1,0 | | | | | |
| %+ | 94 | -2,7 | -8,4 | -7,9 | -7,2 | -8,4 | -5,9 | -4,9 | -5,2 | -4,5 | | | | | |
| NEDERLAND | 92 | 55 | 47 | 51 | 47 | 47 | 47 | 41 | 41 | 49 | 46 | 49 | 51 | 571 | |
| | 93 | 47 | 45 | 53 | 46 | 42 | 49 | 37 | 42 | 46 | 45 | 51 | 50 | 554 | |
| | 94 | 47 | 43 | 50 | 46 | 47 | 44 | | | | | | | | |
| % | 94 | -1,6 | -4,4 | -5,4 | 1,3 | 10,8 | -11,4 | | | | | | | | |
| %+ | 94 | -1,6 | -2,9 | -3,8 | -2,6 | -0,2 | -2,1 | | | | | | | | |
| PORTUGAL | 92 | 12: | 7: | 8: | 8: | 9: | 9: | 10: | 12: | 11: | 10: | 10: | 11: | 117: | |
| | 93 | 10: | 9: | 10: | 10: | 10: | 9: | 10: | 12: | 9: | 8: | 9: | 8: | 115: | |
| | 94 | 8: | 7: | 8: | 7: | 8: | 7: | 8: | 8: | 8: | 8: | 8: | 8: | | |
| % | 94 | -22,6: | -26,5: | -23,3: | -33,6: | -20,2: | -24,4: | | | | | | | | |
| %+ | 94 | -22,6: | -24,4: | -24,0: | -26,4: | -25,2: | -25,1: | | | | | | | | |
| UNITED KINGDOM | 92 | 94 | 77 | 75 | 88 | 66 | 67 | 81 | 69 | 79 | 103 | 86 | 81 | 966 | |

RINDER UND KÄLBER
AUSSENHANDELCATTLE (TOTAL)
EXTERNAL TRADEBOVINS (TOTAL)
COMMERCE EXTERIEUR

| | 1000 STUECK | | | | | | | | | | | | 1000 HEAD | | 1000 TETES | | | | | | | | | | | | | |
|-----------------|------------------------|-----|-------------|-----|-------------|-----|-------------|-----|-------------|-----|-------------|-----|------------------------|-----|-------------|-----|-------------|-----|-------------------------------|-----|-------------|-----|-------------|-----|-------------|-------|-------------|--|
| | I I I | JAN | I I I | FEB | I I I | MAR | I I I | APR | I I I | MAY | I I I | JUN | I I I | JUL | I I I | AUG | I I I | SEP | I I I | OCT | I I I | NOV | I I I | DEC | I I I | TOTAL | I I I | |
| EUR 12 | EINFUHR LEBENDER TIERE | | | | | | | | | | | | IMPORT OF LIVE ANIMALS | | | | | | IMPORTATION D'ANIMAUX VIVANTS | | | | | | | | | |
| 92 | 35: | 12: | 26: | 37: | 43: | 38: | 106: | 81: | 93: | 80: | 79: | 67: | 695: | | | | | | | | | | | | | | | |
| BELG-LUXEMBOURG | 92 | 11 | 7 | 9 | 12 | 17 | 18 | 18 | 13 | 19 | 17 | 15 | 16 | 173 | | | | | | | | | | | | | | |
| 93 | 29 | 8 | 10 | 17 | 17 | 23 | 21 | 19 | 18 | 16 | 22 | 17 | 218 | | | | | | | | | | | | | | | |
| DANMARK | 92 | - | - | 0 | - | - | - | - | 0 | - | - | - | 0 | | | | | | | | | | | | | | | |
| 93 | -: | -: | -: | -: | -: | -: | -: | -: | -: | -: | -: | -: | -: | | | | | | | | | | | | | | | |
| 94 | -: | -: | -: | -: | -: | -: | -: | -: | -: | -: | -: | -: | -: | | | | | | | | | | | | | | | |
| DEUTSCHLAND | 92 | 23 | 19 | 19 | 23 | 16 | 16 | 27 | 35 | 40 | 41 | 34 | 324 | | | | | | | | | | | | | | | |
| 93 | 13 | 11 | 18 | 16 | 8 | 17 | 15 | 16 | 26 | 21 | 21 | 24 | 206 | | | | | | | | | | | | | | | |
| 94 | 18 | 12 | 20 | 15 | 22 | 17 | 20 | 17 | : | : | : | : | : | | | | | | | | | | | | | | | |
| ELLADA | 92 | 5 | 2 | 2 | 4 | 10 | 4 | 3 | 4 | 7 | 7 | 12 | 72 | | | | | | | | | | | | | | | |
| 93 | 3 | 3 | 5 | 5 | 6 | 4 | 4 | 4 | 6 | 6 | 6 | : | : | | | | | | | | | | | | | | | |
| ESPAÑA | 92 | 19 | 18 | 20 | 2 | 13 | 0 | 14 | 1 | 5 | 6 | 20 | 134 | | | | | | | | | | | | | | | |
| 93 | 1 | 0 | 2 | 1 | 1 | 0 | 1 | 1 | 1 | 2 | 1 | 2 | 14 | | | | | | | | | | | | | | | |
| 94 | 2 | 1 | 3 | 1 | : | : | : | : | : | : | : | : | : | | | | | | | | | | | | | | | |
| FRANCE | 92 | 27 | 24 | 25 | 28 | 35 | 43 | 53 | 44 | 35 | 25 | 22 | 381 | | | | | | | | | | | | | | | |
| 93 | 20 | 42 | 27 | 27 | 32 | 39 | 46 | 34 | 34 | 24 | 20 | 21 | 354 | | | | | | | | | | | | | | | |
| 94 | 28 | 25 | 34 | 38 | 43 | 50 | : | : | : | : | : | : | : | | | | | | | | | | | | | | | |
| IRELAND | 92 | 0 | 0 | 0 | 0 | 1 | 0 | 0 | 0 | 1 | 1 | 2 | 9 | | | | | | | | | | | | | | | |
| 93 | 1 | 1 | 1 | 1 | 0 | 0 | 0 | 0 | 0 | 1 | 1 | 0 | 8 | | | | | | | | | | | | | | | |
| 94 | 2 | 1 | 1 | - | : | : | : | : | : | : | : | : | : | | | | | | | | | | | | | | | |
| ITALIA | 92 | 157 | 122 | 136 | 154 | 125 | 119 | 156 | 121 | 193 | 205 | 172 | 1822 | | | | | | | | | | | | | | | |
| 93 | 99 | 123 | 101 | 81 | 79 | 94 | 94 | 100 | 111 | 202 | 162 | 126 | 1516 | | | | | | | | | | | | | | | |
| 94 | 118 | 81 | 129 | 115 | 100 | : | : | : | : | : | : | : | : | | | | | | | | | | | | | | | |
| NEDERLAND | 92 | 45 | 50 | 57 | 64 | 58 | 62 | 72 | 64 | 71 | 60 | 58 | 728 | | | | | | | | | | | | | | | |
| 93 | 35 | 34 | 42 | 46 | 50 | 50 | 44 | 55 | 49 | 50 | 48 | 54 | 556 | | | | | | | | | | | | | | | |
| 94 | 38 | 49 | 54 | 49 | 40 | 46 | 46 | : | : | : | : | : | : | | | | | | | | | | | | | | | |
| PORTUGAL | 92 | 1 | 3 | 5 | 0 | 2 | 0 | 0 | 1 | 2 | 2 | 1 | 19 | | | | | | | | | | | | | | | |
| 93 | -: | -: | -: | -: | -: | -: | -: | -: | -: | -: | -: | -: | -: | | | | | | | | | | | | | | | |
| 94 | 0 | 0 | - | 1 | 0 | 1 | 1 | : | : | : | : | : | : | | | | | | | | | | | | | | | |
| UNITED KINGDOM | 92 | 4 | 6 | 7 | 9 | 6 | 4 | 3 | 3 | 4 | 11 | 11 | 72 | | | | | | | | | | | | | | | |
| EUR 12 | AUSFUHR LEBENDER TIERE | | | | | | | | | | | | EXPORT OF LIVE ANIMALS | | | | | | EXPORTATION D'ANIMAUX VIVANTS | | | | | | | | | |
| 92 | 55: | 24: | 68: | 33: | 35: | 12: | 25: | 27: | 60: | 45: | 43: | 41: | 468: | | | | | | | | | | | | | | | |
| BELG-LUXEMBOURG | 92 | 26 | 28 | 31 | 29 | 24 | 20 | 19 | 19 | 23 | 23 | 20 | 283 | | | | | | | | | | | | | | | |
| 93 | 20 | 24 | 38 | 21 | 15 | 20 | 15 | 17 | 24 | 20 | 20 | 20 | 253 | | | | | | | | | | | | | | | |
| DANMARK | 92 | 0 | 1 | 1 | 1 | 1 | 1 | 1 | 1 | 0 | 1 | 1 | 9 | | | | | | | | | | | | | | | |
| 93 | 2 | 1 | 2 | 2 | 3 | 6 | 4 | 5 | 5 | 5 | 4 | 3 | 42 | | | | | | | | | | | | | | | |
| 94 | 4 | 3 | 6 | 4 | 4 | 4 | 4 | 4 | 5 | 3 | : | : | : | | | | | | | | | | | | | | | |
| DEUTSCHLAND | 92 | 62 | 47 | 68 | 70 | 62 | 54 | 57 | 50 | 47 | 39 | 41 | 644 | | | | | | | | | | | | | | | |
| 93 | 23 | 33 | 37 | 38 | 39 | 59 | 37 | 39 | 39 | 39 | 38 | 38 | 479 | | | | | | | | | | | | | | | |
| 94 | 38 | 47 | 48 | 45 | 37 | 61 | 49 | 49 | : | : | : | : | : | | | | | | | | | | | | | | | |
| ELLADA | 92 | - | 0 | - | - | - | - | - | - | - | - | - | 0 | | | | | | | | | | | | | | | |
| 93 | - | - | 1 | - | 2 | - | 0 | - | - | - | - | - | 0 | | | | | | | | | | | | | | | |
| ESPAÑA | 92 | 0 | 1 | 1 | 3 | 11 | 13 | 11 | 2 | 0 | 0 | 1 | 41 | | | | | | | | | | | | | | | |
| 93 | 0 | 0 | 1 | 0 | 0 | 1 | 1 | 1 | 2 | 0 | 0 | - | 6 | | | | | | | | | | | | | | | |
| 94 | 7 | 5 | 4 | 1 | : | : | : | : | : | : | : | : | : | | | | | | | | | | | | | | | |
| FRANCE | 92 | 170 | 135 | 163 | 128 | 112 | 90 | 104 | 87 | 183 | 196 | 167 | 1695 | | | | | | | | | | | | | | | |
| 93 | 187 | 118 | 140 | 125 | 105 | 102 | 95 | 121 | 121 | 205 | 162 | 151 | 1636 | | | | | | | | | | | | | | | |
| 94 | 147 | 110 | 162 | 133 | 105 | 94 | : | : | : | : | : | : | : | | | | | | | | | | | | | | | |
| IRELAND | 92 | 8 | 11 | 18 | 21 | 20 | 13 | 8 | 8 | 15 | 20 | 17 | 187 | | | | | | | | | | | | | | | |
| 93 | 16 | 27 | 31 | 41 | 17 | 25 | 30 | 18 | 38 | 44 | 38 | 26 | 353 | | | | | | | | | | | | | | | |
| 94 | 22 | 28 | 32 | 25 | : | : | : | : | : | : | : | : | : | | | | | | | | | | | | | | | |
| ITALIA | 92 | 0 | 0 | 2 | 3 | 3 | 1 | 0 | 1 | 1 | 0 | 0 | 13 | | | | | | | | | | | | | | | |
| 93 | 0 | 2 | 1 | 0 | 1 | 1 | 1 | 1 | 2 | 3 | 1 | 6 | 20 | | | | | | | | | | | | | | | |
| 94 | 3 | 5 | 4 | 3 | 2 | : | : | : | : | : | : | : | : | | | | | | | | | | | | | | | |
| NEDERLAND | 92 | 14 | 14 | 13 | 14 | 15 | 17 | 12 | 11 | 17 | 12 | 13 | 171 | | | | | | | | | | | | | | | |
| 93 | 8 | 9 | 12 | 12 | 15 | 15 | 12 | 11 | 11 | 10 | 8 | 13 | 139 | | | | | | | | | | | | | | | |
| 94 | 11 | 12 | 14 | 12 | 11 | 11 | : | : | : | : | : | : | : | | | | | | | | | | | | | | | |
| PORTUGAL | 92 | -: | -: | -: | -: | -: | -: | -: | -: | -: | -: | -: | -: | | | | | | | | | | | | | | | |
| 93 | -: | -: | -: | -: | -: | -: | -: | -: | -: | -: | -: | -: | -: | | | | | | | | | | | | | | | |
| 94 | -: | -: | -: | -: | -: | -: | -: | -: | -: | -: | -: | -: | -: | | | | | | | | | | | | | | | |
| UNITED KINGDOM | 92 | 30 | 26 | 26 | 24 | 26 | 31 | 54 | 53 | 56 | 52 | 45 | 464 | | | | | | | | | | | | | | | |

RINDER UND KÄLBER
AUSSENHANDELCATTLE (TOTAL)
EXTERNAL TRADEBOVINS (TOTAL)
COMMERCE EXTERIEUR

| | 1000 TONNEN | | | | | | | | | | | | 1000 TONS | | 1000 TONNES | | | | | | | | | | | | |
|-----------------|-------------|-----|-------------|-----|-------------|-----|-------------|-----|-------------|-----|-------------|-----|-------------|-----|-------------|-----|-------------|-----|-------------|-----|-------------|-----|-------------|-----|-------------|-------|-------------|
| | I I I | JAN | I I I | FEB | I I I | MAR | I I I | APR | I I I | MAY | I I I | JUN | I I I | JUL | I I I | AUG | I I I | SEP | I I I | OCT | I I I | NOV | I I I | DEC | I I I | TOTAL | I I I |
| EUR 12 | | 6: | | 3: | | 2: | | 6: | | 7: | | 17: | | 9: | | 7: | | 15: | | 12: | | 11: | | 11: | | 104: | |
| BELG-LUXEMBOURG | 92 | 6: | | 3: | | 2: | | 6: | | 7: | | 17: | | 9: | | 7: | | 15: | | 12: | | 11: | | 11: | | 104: | |
| | 92 | 1 | | 1 | | 2 | | 2 | | 2 | | 2 | | 2 | | 2 | | 2 | | 2 | | 2 | | 2 | | 21 | |
| | 93 | 1 | | 1 | | 1 | | 2 | | 1 | | 3 | | 3 | | 2 | | 2 | | 1 | | 3 | | 1 | | 20 | |
| DANMARK | 92 | - | | - | | - | | 0 | | - | | - | | - | | - | | - | | - | | - | | 0 | | 0 | |
| | 93 | - | | - | | - | | - | | - | | - | | - | | - | | - | | - | | - | | - | | - | |
| | 94 | - | | - | | - | | - | | - | | - | | - | | - | | - | | - | | - | | - | | - | |
| DEUTSCHLAND | 92 | 3 | | 3 | | 2 | | 3 | | 2 | | 2 | | 3 | | 3 | | 5 | | 6 | | 5 | | 5 | | 43 | |
| | 93 | 3 | | 2 | | 2 | | 1 | | 1 | | 3 | | 2 | | 3 | | 4 | | 3 | | 3 | | 3 | | 30 | |
| | 94 | 2 | | 2 | | 3 | | 3 | | 3 | | 2 | | 3 | | : | | : | | : | | : | | : | | : | |
| ELLADA | 92 | 1 | | 0 | | 1 | | 1 | | 2 | | 1 | | 1 | | 1 | | 1 | | 1 | | 2 | | 2 | | 13 | |
| | 93 | 0 | | 1 | | 1 | | 1 | | 1 | | 1 | | 1 | | 1 | | 1 | | 1 | | : | | : | | : | |
| ESPAÑA | 92 | 1 | | 1 | | 1 | | 0 | | 1 | | 0 | | 1 | | 0 | | 1 | | 1 | | 2 | | 2 | | 10 | |
| | 93 | 0 | | 0 | | 0 | | 0 | | 0 | | 0 | | 0 | | 0 | | 0 | | 0 | | 0 | | 0 | | 1 | |
| | 94 | 0 | | 0 | | 0 | | 0 | | : | | : | | : | | : | | : | | : | | : | | : | | : | |
| FRANCE | 92 | 3 | | 2 | | 2 | | 3 | | 3 | | 3 | | 3 | | 3 | | 3 | | 3 | | 2 | | 2 | | 33 | |
| | 93 | 1 | | 3 | | 3 | | 3 | | 3 | | 3 | | 3 | | 3 | | 3 | | 2 | | 2 | | 3 | | 31 | |
| | 94 | 2 | | 3 | | 3 | | 4 | | 4 | | 4 | | : | | : | | : | | : | | : | | : | | : | |
| IRELAND | 92 | 0 | | 0 | | 0 | | 0 | | 0 | | 0 | | 0 | | 0 | | 0 | | 0 | | 0 | | 0 | | 2 | |
| | 93 | 0 | | 0 | | 0 | | 0 | | 0 | | 0 | | 0 | | 0 | | 0 | | 0 | | 0 | | 0 | | 0 | |
| | 94 | - | | 0 | | - | | - | | - | | - | | - | | - | | - | | - | | - | | - | | 0 | |
| ITALIA | 92 | 23 | | 19 | | 21 | | 22 | | 19 | | 27 | | 19 | | 18 | | 31 | | 33 | | 27 | | 27 | | 287 | |
| | 93 | 16 | | 20 | | 15 | | 13 | | 13 | | 15 | | 14 | | 15 | | 21 | | 22 | | 18 | | 31 | | 214 | |
| | 94 | 16 | | 13 | | 18 | | 16 | | 13 | | : | | : | | : | | : | | : | | : | | : | | : | |
| NEDERLAND | 92 | 5 | | 6 | | 7 | | 7 | | 7 | | 8 | | 8 | | 8 | | 8 | | 8 | | 7 | | 7 | | 86 | |
| | 93 | 4 | | 5 | | 6 | | 7 | | 7 | | 6 | | 9 | | 8 | | 7 | | 6 | | 7 | | 8 | | 79 | |
| | 94 | 6 | | 6 | | 8 | | 5 | | 5 | | 7 | | : | | : | | : | | : | | : | | : | | : | |
| PORTUGAL | 92 | 0 | | 1 | | 2 | | 0 | | 1 | | 0 | | 0 | | 0 | | 1 | | 1 | | 0 | | 1 | | 6 | |
| | 93 | - | | - | | - | | - | | - | | - | | - | | - | | - | | - | | - | | - | | - | |
| | 94 | 0 | | 0 | | 0 | | 0 | | 0 | | 0 | | 0 | | 0 | | 0 | | 0 | | 0 | | 0 | | 0 | |
| UNITED KINGDOM | 92 | 1 | | 2 | | 2 | | 2 | | 1 | | 1 | | 0 | | 0 | | 1 | | 2 | | 0 | | 0 | | 12 | |
| EUR 12 | | 10: | | 6: | | 10: | | 9: | | 6: | | 5: | | 4: | | 5: | | 8: | | 6: | | 10: | | 8: | | 86: | |
| BELG-LUXEMBOURG | 92 | 10: | | 6: | | 10: | | 9: | | 6: | | 5: | | 4: | | 5: | | 8: | | 6: | | 10: | | 8: | | 86: | |
| | 92 | 4 | | 4 | | 4 | | 4 | | 3 | | 3 | | 3 | | 3 | | 4 | | 4 | | 4 | | 4 | | 42 | |
| | 93 | 3 | | 3 | | 4 | | 3 | | 3 | | 3 | | 3 | | 3 | | 3 | | 4 | | 4 | | 4 | | 38 | |
| DANMARK | 92 | - | | 0 | | 0 | | 0 | | - | | - | | - | | - | | - | | 0 | | 0 | | 0 | | 1 | |
| | 93 | 0 | | 0 | | 0 | | 0 | | 0 | | 0 | | 0 | | 0 | | 0 | | 0 | | 0 | | 0 | | 3 | |
| | 94 | 0 | | 0 | | 0 | | 0 | | 0 | | 0 | | 0 | | 0 | | 0 | | : | | : | | : | | : | |
| DEUTSCHLAND | 92 | 12 | | 10 | | 16 | | 14 | | 12 | | 10 | | 10 | | 10 | | 9 | | 9 | | 8 | | 8 | | 133 | |
| | 93 | 5 | | 8 | | 8 | | 9 | | 10 | | 12 | | 8 | | 10 | | 9 | | 8 | | 9 | | 15 | | 112 | |
| | 94 | 10 | | 6 | | 10 | | 10 | | 7 | | 16 | | 10 | | : | | : | | : | | : | | : | | : | |
| ELLADA | 92 | - | | 0 | | - | | - | | - | | - | | - | | - | | - | | - | | - | | - | | 0 | |
| | 93 | - | | - | | 0 | | 0 | | 0 | | 0 | | 0 | | 0 | | 0 | | - | | - | | - | | 0 | |
| ESPAÑA | 92 | 0 | | 0 | | 0 | | 0 | | 1 | | 1 | | 1 | | 1 | | 0 | | 0 | | 0 | | 0 | | 4 | |
| | 93 | 0 | | 0 | | 0 | | 0 | | - | | 0 | | 0 | | 0 | | 0 | | 0 | | 0 | | 0 | | 1 | |
| | 94 | 0 | | 0 | | 0 | | 0 | | : | | : | | : | | : | | : | | : | | : | | : | | : | |
| FRANCE | 92 | 22 | | 19 | | 21 | | 18 | | 15 | | 13 | | 15 | | 13 | | 25 | | 28 | | 23 | | 23 | | 235 | |
| | 93 | 21 | | 17 | | 18 | | 19 | | 15 | | 17 | | 15 | | 18 | | 28 | | 23 | | 21 | | 18 | | 229 | |
| | 94 | 19 | | 16 | | 22 | | 20 | | 15 | | 14 | | : | | : | | : | | : | | : | | : | | : | |
| IRELAND | 92 | 2 | | 2 | | 3 | | 4 | | 2 | | 2 | | 1 | | 2 | | 4 | | 5 | | 6 | | 4 | | 37 | |
| | 93 | 3 | | 6 | | 6 | | 9 | | 4 | | 4 | | 7 | | 6 | | 10 | | 10 | | 9 | | 7 | | 80 | |
| | 94 | 5 | | 7 | | 7 | | 8 | | : | | : | | : | | : | | : | | : | | : | | : | | : | |
| ITALIA | 92 | 0 | | 0 | | 1 | | 0 | | 1 | | 0 | | 0 | | 0 | | 0 | | 0 | | 0 | | 0 | | 3 | |
| | 93 | 0 | | 0 | | 0 | | 0 | | 0 | | 0 | | 0 | | 0 | | 1 | | - | | - | | 1 | | 3 | |
| | 94 | 0 | | 1 | | 1 | | 0 | | 0 | | : | | : | | : | | : | | : | | : | | : | | : | |
| NEDERLAND | 92 | 2 | | 2 | | 2 | | 3 | | 2 | | 2 | | 1 | | 1 | | 2 | | 2 | | 2 | | 2 | | 23 | |
| | 93 | 1 | | 2 | | 1 | | 2 | | 2 | | 2 | | 1 | | 1 | | 1 | | 1 | | 1 | | 2 | | 22 | |
| | 94 | 2 | | 2 | | 2 | | 2 | | 2 | | 2 | | : | | : | | : | | : | | : | | : | | : | |
| PORTUGAL | 92 | - | | - | | - | | - | | - | | - | | - | | - | | - | | - | | - | | - | | - | |
| | 93 | - | | - | | - | | - | | - | | - | | - | | - | | - | | - | | - | | - | | - | |
| | 94 | - | | - | | - | | - | | - | | - | | - | | - | | - | | - | | - | | - | | - | |
| UNITED KINGDOM | 92 | 1 | | 1 | | 1 | | 1 | | 1 | | 1 | | 1 | | 2 | | 2 | | 2 | | 2 | | 2 | | 19 | |

| | BULLOCKS | | | | | | | | | | | | BOEUFs | | |
|-----------------|--------------------------------|-------------|-------------|-------------|-------------|-------------|-------------|-------------|-------------|-------------|-------------|-------------|---------------------------|-------------|-------------|
| | GROSS INDIGENOUS PRODUCTION | | | | | | | | | | | | PRODUCTION INDIGENE BRUTE | | |
| | OCHSEN BRUTTOEIGENERZEUGUNG | | | | | | | | | | | | | | |
| | I I I | I I I | I I I | I I I | I I I | I I I | I I I | I I I | I I I | I I I | I I I | I I I | I I I | I I I | I I I |
| | JAN | FEB | MAR | APR | MAY | JUN | JUL | AUG | SEP | OCT | NOV | DEC | TOTAL | | |
| | 1000 STUECK | | | | | | | | | | | | 1000 TETES | | |
| EUR 12 | 92 | 211 | 180 | 225 | 232 | 162 | 163 | 194 | 204 | 319 | 440 | 322 | 226 | 2879 | |
| BELGIE-BELGIQUE | 92 | 4 | 4 | 4 | 5 | 4 | 4 | 4 | 4 | 4 | 4 | 3 | 3 | 48 | |
| | 93 | 3 | 2 | 6 | 2 | 3 | 1 | 1 | 2 | 4 | 6 | 4 | 4 | 38 | |
| DANMARK | 92 | 0 | 0 | 0 | 0 | 0 | 0 | 0 | 0 | 1 | 2 | 1 | 0 | 5 | |
| | 93 | 0: | 0: | 1: | 0: | 0: | 0: | 0: | 0: | 1: | 2: | 1: | 0: | 5: | |
| | 94 | 1: | 0: | 0: | 1: | 0: | -: | 0: | 0: | 0: | : | : | : | : | |
| DEUTSCHLAND | 92 | 1 | 1 | 1 | 1 | 1 | 1 | 1 | 2 | 8 | 22 | 5 | 2 | 46 | |
| | 93 | 1 | 2 | 2 | 3 | 1 | 1 | 1 | 1 | 7 | 14 | 4 | 1 | 40 | |
| | 94 | 2 | 2 | 3 | 4 | 1 | 1 | 1 | : | : | : | : | : | : | |
| ELLADA | 92 | 0 | 0 | 0 | 0 | 0 | 0 | 0 | 0 | 0 | -0 | 0 | -0 | 1 | |
| | 93 | 0 | -1 | -1 | -1 | 0 | -1 | -0 | 0 | 0 | -0 | : | : | : | |
| ESPAÑA | 92 | - | - | - | - | - | - | - | - | - | - | -0 | - | -0 | |
| | 93 | - | - | - | - | - | - | - | - | - | - | - | - | - | |
| | 94 | - | - | - | - | - | - | - | - | - | - | - | - | - | |
| FRANCE | 92 | 43 | 28 | 39 | 40 | 28 | 30 | 34 | 35 | 43 | 48 | 55 | 41 | 463 | |
| IRELAND | 92 | 46 | 43 | 77 | 66 | 42 | 43 | 55 | 70 | 152 | 207 | 141 | 65 | 1006 | |
| | 93 | 67 | 73 | 84 | 122 | 32 | 50 | 65 | 80 | 115 | 139 | 168 | 67 | 1063 | |
| | 94 | 52 | 54 | 90 | 113 | : | : | : | : | : | : | : | : | : | |
| ITALIA | 92 | 1 | 1 | 2 | 1 | 2 | 2 | 1 | 1 | 2 | 2 | 1 | 2 | 17 | |
| | 93 | -0 | 0 | 0 | -1 | -1 | 1 | 0 | 0 | 1 | 0 | 1 | 1 | 3 | |
| | 94 | 1 | 0 | -0 | -0 | 0 | : | : | : | : | : | : | : | : | |
| NEDERLAND | 92 | - | - | - | - | - | - | - | - | - | - | - | - | - | |
| | 93 | - | - | - | - | - | - | - | - | - | - | - | - | - | |
| | 94 | - | - | - | - | - | - | - | - | - | - | - | - | - | |
| PORTUGAL | 92 | 1 | 0 | -0 | 0 | 0 | 0 | 1 | 1 | 1 | 1 | 1 | 1 | 7 | |
| | 93 | 1: | 1: | 1: | 0: | 0: | 1: | 1: | 1: | 1: | 1: | 1: | 0: | 8: | |
| | 94 | 1: | 0: | 2: | 0: | 1: | 1: | : | : | : | : | : | : | : | |
| UNITED KINGDOM | 92 | 114 | 102 | 101 | 119 | 84 | 83 | 98 | 90 | 110 | 154 | 114 | 112 | 1283 | |

| | OCHSEN BRUTTOEIGENERZEUGUNG | | | | | | | | | | | | | BULLOCKS GROSS INDIGENOUS PRODUCTION | | | | | | | | | | | | BOEUFS PRODUCTION INDIGENE BRUTE | | | | | | | | | | | | | |
|-----------------|--------------------------------|-----|-----|-----|-----|-----|-----|-----|-----|------|------|------|-------|---|-----|-----|-----|-----|-----|-----|-----|-----|-----|-----|-----|-------------------------------------|-----|-----|-----|-----|-----|-----|-----|-----|-----|-----|-----|-----|-------|
| | 1000 TONNEN | | | | | | | | | | | | | 1000 TONS | | | | | | | | | | | | 1000 TONNES | | | | | | | | | | | | | |
| | I | I | I | I | I | I | I | I | I | I | I | I | I | I | I | I | I | I | I | I | I | I | I | I | I | I | I | I | I | I | I | I | I | I | I | I | I | I | |
| | JAN | FEB | MAR | APR | MAY | JUN | JUL | AUG | SEP | OCT | NOV | DEC | TOTAL | JAN | FEB | MAR | APR | MAY | JUN | JUL | AUG | SEP | OCT | NOV | DEC | TOTAL | JAN | FEB | MAR | APR | MAY | JUN | JUL | AUG | SEP | OCT | NOV | DEC | TOTAL |
| EUR 12 | 92 | 74: | 62: | 79: | 80: | 56: | 57: | 67: | 71: | 112: | 153: | 113: | 77: | 1001: | | | | | | | | | | | | | | | | | | | | | | | | | |
| BELGIE-BELGIQUE | 92 | 2 | 1 | 2 | 2 | 2 | 1 | 1 | 2 | 2 | 2 | 1 | 1 | 18 | | | | | | | | | | | | | | | | | | | | | | | | | |
| | 93 | 1 | 1 | 1 | 1 | 1 | 1 | 0 | 1 | 2 | 2 | 1 | 1 | 14 | | | | | | | | | | | | | | | | | | | | | | | | | |
| DAHMARK | 92 | 0 | - | 0 | - | 0 | - | - | 0 | 0 | 1 | 0 | - | 2 | | | | | | | | | | | | | | | | | | | | | | | | | |
| | 93 | -: | 0: | 0: | 0: | -: | -: | -: | 0: | 0: | 1: | 0: | -: | 1: | | | | | | | | | | | | | | | | | | | | | | | | | |
| | 94 | 0: | 0: | 0: | 0: | -: | -: | -: | 0: | 0: | : | : | : | : | | | | | | | | | | | | | | | | | | | | | | | | | |
| DEUTSCHLAND | 92 | 0 | 0 | 0 | 0 | 0 | 0 | 0 | 1 | 3 | 7 | 2 | 1 | 16 | | | | | | | | | | | | | | | | | | | | | | | | | |
| | 93 | 0 | 1 | 1 | 1 | 0 | 0 | 0 | 0 | 3 | 5 | 1 | 0 | 14 | | | | | | | | | | | | | | | | | | | | | | | | | |
| | 94 | 1 | 1 | 1 | 1 | 0 | 0 | 0 | : | : | : | : | : | : | | | | | | | | | | | | | | | | | | | | | | | | | |
| ELLADA | 92 | 0 | 0 | 0 | 0 | 0 | 0 | 0 | 0 | 0 | -0 | 0 | 0 | 0 | | | | | | | | | | | | | | | | | | | | | | | | | |
| | 93 | 0 | -0 | -0 | -0 | 0 | -0 | -0 | 0 | 0 | -0 | : | : | : | | | | | | | | | | | | | | | | | | | | | | | | | |
| ESPANA | 92 | - | - | - | - | - | - | - | - | - | - | -0 | - | -0 | | | | | | | | | | | | | | | | | | | | | | | | | |
| | 93 | - | - | - | - | - | - | - | - | - | - | - | - | - | | | | | | | | | | | | | | | | | | | | | | | | | |
| | 94 | - | - | - | - | - | - | - | - | - | - | - | - | - | | | | | | | | | | | | | | | | | | | | | | | | | |
| FRANCE | 92 | 17 | 11 | 15 | 15 | 11 | 12 | 13 | 14 | 17 | 19 | 21 | 16 | 181 | | | | | | | | | | | | | | | | | | | | | | | | | |
| IRELAND | 92 | 17 | 16 | 29 | 24 | 16 | 16 | 21 | 26 | 55 | 75 | 51 | 23 | 369 | | | | | | | | | | | | | | | | | | | | | | | | | |
| | 93 | 25 | 26 | 29 | 43 | 11 | 18 | 23 | 29 | 42 | 49 | 61 | 24 | 380 | | | | | | | | | | | | | | | | | | | | | | | | | |
| | 94 | 18 | 19 | 31 | 38 | : | : | : | : | : | : | : | : | : | | | | | | | | | | | | | | | | | | | | | | | | | |
| ITALIA | 92 | 0 | 0 | 0 | 0 | 1 | 0 | 0 | 0 | 0 | 1 | 0 | 1 | 5 | | | | | | | | | | | | | | | | | | | | | | | | | |
| | 93 | 0 | 0 | 0 | -0 | 0 | 0 | 0 | 0 | 0 | 0 | 0 | 0 | 2 | | | | | | | | | | | | | | | | | | | | | | | | | |
| | 94 | 0 | 0 | -0 | -0 | 0 | : | : | : | : | : | : | : | : | | | | | | | | | | | | | | | | | | | | | | | | | |
| NEDERLAND | 92 | - | - | - | - | - | - | - | - | - | - | - | - | - | | | | | | | | | | | | | | | | | | | | | | | | | |
| | 93 | - | - | - | - | - | - | - | - | - | - | - | - | - | | | | | | | | | | | | | | | | | | | | | | | | | |
| | 94 | - | - | - | - | - | - | - | - | - | - | - | - | - | | | | | | | | | | | | | | | | | | | | | | | | | |
| PORTUGAL | 92 | 0: | 0: | -0: | 0: | 0: | 0: | 0: | 0: | 0: | 0: | 0: | 0: | 2: | | | | | | | | | | | | | | | | | | | | | | | | | |
| | 93 | 0: | 0: | 0: | 0: | 0: | 0: | 0: | 0: | 0: | 0: | 0: | 0: | 3: | | | | | | | | | | | | | | | | | | | | | | | | | |
| | 94 | 0: | 0: | 1: | 0: | 0: | 0: | : | : | : | : | : | : | : | | | | | | | | | | | | | | | | | | | | | | | | | |
| UNITED KINGDOM | 92 | 37 | 32 | 32 | 38 | 27 | 26 | 31 | 28 | 35 | 49 | 37 | 35 | 408 | | | | | | | | | | | | | | | | | | | | | | | | | |

| OCHSEN AUSSENHANDEL | | BULLOCKS EXTERNAL TRADE | | | | | | | | | | | | BOEUFs COMMERCE EXTERIEUR | | | | | | | | | | | | | | | | | | | | | | | | | | | | | | | | | | | | | | | | | | | | | | | | | | | | | | | | | | | | | | | | | | | | | | | | | | | | | | | | | | | | | | | | | | | | | | | | | | | | | | | | | | | | | | | | | | | | | | | | | | | | | | | | | | | | | | | | | | | | | | | | | | | | | | | | | | | | | | | | | | | | | | | | | | | | | | | | | | | | | | | | | | | | | | | | | | | | | | | | | | | | | | | | | | | | | | | | | | | | | | | | | | | | | | | | | | | | | | | | | | | | | | | | | | | | | | | | | | | | | | | | | | | | | | | | | | | | | | | | | | | | | | | | | | | | | | | | | | | | | | | | | | | | | | | | | | | | | | | | | | | | | | | | | | | | | | | | | | | | | | | | | | | | | | | | | | | | | | | | | | | | | | | | | | | | | | | | | | | | | | | | | | | | | | | | | | | | | | | | | | | | | | | | | | | | | | | | | | | | | | | | | | | | | | | | | | | | | | | | | | | | | | | | | | | | | | | | | | | | | | | | | | | | | | | | | | | | | | | | | | | | | | | | | | | | | | | | | | | | | | | | | | | | | | | | | | | | | | | | | | | | | | | | | | | | | | | | | | | | | | | | | | | | | | | | | | | | | | | | | | | | | | | | | | | | | | | | | | | | | | | | | | | | | | | | | | | | | | | | | | | | | | | | | | | | | | | | | | | | | | | | | | | | | | | | | | | | | | | | | | | | | | | | | | | | | | | | | | | | | | | | | | | | | | | | | | | |
|------------------------|-----|----------------------------|-----|---|-----|---|-----|---|-----|---|-----|---|-----|------------------------------|--------|-----------------|-----|---|-----|---|-----|---|-----|-------------------------------|-------|---|----|-----------------|----|-----------------|----|---|---|---|---|---|---|---|---|---------|----|---|---------|----|---------|----|---|---|---|---|---|---|---|---|---|---|---|-------------|----|-------------|----|---|---|----|-------------|----|---|---|---|---|---|---|--------|----|--------|----|---|---|---|---|---|---|---|---|---|---|---|--------|----|--------|----|--------|----|---|---|---|---|---|---|---|---|---|--------|----|--------|----|---|---|---|---|---|---|---|---|---|---|---|---------|--------|---------|----|---|---|---|---|---|---|---|---|---|---|---|--------|----|--------|----|---|---|---|---|---|---|---|---|--------|----|----|-----------|----|-----------|----|---|----|----|----|---|----|----|----|----|----|----|----------|-----|----------|----|----|----|----|----|---|---------|----|---|---|---|---|----------------|----|----------------|----|---|---|---|---|---|---|---|---|---|---|---|---|---|--------|----|---|--------|----|---|---|---|---|---|---|---|---|----|--------|----|---|---|---|---|---|---|---|---|---|---|---|----|-----------------|-----------|----|---|---|---|---|---|---|---|---|---|---|---|---|---------|----|---|---|---|---|---|---|---|---|---|---|----------|----|---|-------------|----|---|---|---|---|---|---|---|---|---|---|---|---|---|--------|----|---|---|---|---|---|---|----------------|----|---|---|---|---|---|--------|----|---|---|---|---|---|---|---|---|---|---|---|---|---|--------|----|---|---|--------|----|---|---|---|---|---|---|---|---|---|---------|----|---|----|--------|----|---|---|---|---|---|---|---|---|----|--------|----|----|----|-----------------|----|---|---|---|---|---|---|---|---|---|-----------|----|---|---|---------|----|---|---|---|---|---|---|---|---|---|----------|----|---|----|-------------|----|---|---|---|---|---|---|---|---|---|----------------|----|---|---|--------|----|---|---|---|---|---|---|---|---|---|---|---|---|---|--------|----|---|---|---|---|---|---|---|---|---|---|---|---|---|--------|----|---|---|---|---|---|---|---|---|---|---|---|---|---|---------|----|---|---|---|---|---|---|---|---|---|---|---|---|---|--------|----|---|---|---|---|---|---|---|---|----|----|----|----|----|-----------|----|---|----|----|----|---|----|----|----|----|----|----|----|-----|----------|----|----|----|----|----|---|---|---|---|---|---|---|---|---|----------------|----|---|---|---|---|---|---|---|---|---|---|---|---|---|--------|----|---|---|---|---|---|---|---|---|---|---|---|----|--------|----|---|---|---|---|---|---|---|---|---|---|---|----|-----------------|----|---|---|---|---|---|---|---|---|---|---|---|---|---|---------|----|---|---|---|---|---|---|---|---|---|---|---|---|---|-------------|----|---|---|---|---|---|---|---|---|---|---|---|---|---|--------|----|---|---|---|---|---|---|---|---|---|---|---|---|---|--------|----|---|---|---|---|---|---|---|---|---|---|---|---|---|--------|----|---|---|---|---|---|---|---|---|---|---|---|---|---|---------|----|---|---|---|---|---|---|---|---|---|---|---|---|---|--------|----|---|---|---|---|---|---|---|---|---|---|---|---|---|-----------|----|---|---|---|---|---|---|---|---|---|---|---|---|---|----------|----|---|---|---|---|---|---|---|---|---|---|---|---|---|----------------|----|---|---|---|---|---|---|---|---|---|---|---|---|---|
| I | I | I | I | I | I | I | I | I | I | I | I | I | I | I | I | I | I | | | | | | | | | | | | | | | | | | | | | | | | | | | | | | | | | | | | | | | | | | | | | | | | | | | | | | | | | | | | | | | | | | | | | | | | | | | | | | | | | | | | | | | | | | | | | | | | | | | | | | | | | | | | | | | | | | | | | | | | | | | | | | | | | | | | | | | | | | | | | | | | | | | | | | | | | | | | | | | | | | | | | | | | | | | | | | | | | | | | | | | | | | | | | | | | | | | | | | | | | | | | | | | | | | | | | | | | | | | | | | | | | | | | | | | | | | | | | | | | | | | | | | | | | | | | | | | | | | | | | | | | | | | | | | | | | | | | | | | | | | | | | | | | | | | | | | | | | | | | | | | | | | | | | | | | | | | | | | | | | | | | | | | | | | | | | | | | | | | | | | | | | | | | | | | | | | | | | | | | | | | | | | | | | | | | | | | | | | | | | | | | | | | | | | | | | | | | | | | | | | | | | | | | | | | | | | | | | | | | | | | | | | | | | | | | | | | | | | | | | | | | | | | | | | | | | | | | | | | | | | | | | | | | | | | | | | | | | | | | | | | | | | | | | | | | | | | | | | | | | | | | | | | | | | | | | | | | | | | | | | | | | | | | | | | | | | | | | | | | | | | | | | | | | | | | | | | | | | | | | | | | | | | | | | | | | | | | | | | | | | | | | | | | | | | | | | | | | | | | | | | | | | | | | | | | | | | | | | | | | | | | | | | | | | | | | | | | | | | | | | | | | | | | | | | | | | | | | | | | | | | | | | | | | | | | |
| I | JAN | I | FEB | I | MAR | I | APR | I | MAY | I | JUN | I | JUL | I | AUG | I | SEP | I | OCT | I | NOV | I | DEC | I | TOTAL | I | | | | | | | | | | | | | | | | | | | | | | | | | | | | | | | | | | | | | | | | | | | | | | | | | | | | | | | | | | | | | | | | | | | | | | | | | | | | | | | | | | | | | | | | | | | | | | | | | | | | | | | | | | | | | | | | | | | | | | | | | | | | | | | | | | | | | | | | | | | | | | | | | | | | | | | | | | | | | | | | | | | | | | | | | | | | | | | | | | | | | | | | | | | | | | | | | | | | | | | | | | | | | | | | | | | | | | | | | | | | | | | | | | | | | | | | | | | | | | | | | | | | | | | | | | | | | | | | | | | | | | | | | | | | | | | | | | | | | | | | | | | | | | | | | | | | | | | | | | | | | | | | | | | | | | | | | | | | | | | | | | | | | | | | | | | | | | | | | | | | | | | | | | | | | | | | | | | | | | | | | | | | | | | | | | | | | | | | | | | | | | | | | | | | | | | | | | | | | | | | | | | | | | | | | | | | | | | | | | | | | | | | | | | | | | | | | | | | | | | | | | | | | | | | | | | | | | | | | | | | | | | | | | | | | | | | | | | | | | | | | | | | | | | | | | | | | | | | | | | | | | | | | | | | | | | | | | | | | | | | | | | | | | | | | | | | | | | | | | | | | | | | | | | | | | | | | | | | | | | | | | | | | | | | | | | | | | | | | | | | | | | | | | | | | | | | | | | | | | | | | | | | | | | | | | | | | | | | | | | | | | | | | | | | | | | | | | | | | | | | | | | | | | | | | | | | | | | | | | | | | | | |
| I | I | I | I | I | I | I | I | I | I | I | I | I | I | I | I | I | I | I | I | I | I | I | I | I | I | I | I | | | | | | | | | | | | | | | | | | | | | | | | | | | | | | | | | | | | | | | | | | | | | | | | | | | | | | | | | | | | | | | | | | | | | | | | | | | | | | | | | | | | | | | | | | | | | | | | | | | | | | | | | | | | | | | | | | | | | | | | | | | | | | | | | | | | | | | | | | | | | | | | | | | | | | | | | | | | | | | | | | | | | | | | | | | | | | | | | | | | | | | | | | | | | | | | | | | | | | | | | | | | | | | | | | | | | | | | | | | | | | | | | | | | | | | | | | | | | | | | | | | | | | | | | | | | | | | | | | | | | | | | | | | | | | | | | | | | | | | | | | | | | | | | | | | | | | | | | | | | | | | | | | | | | | | | | | | | | | | | | | | | | | | | | | | | | | | | | | | | | | | | | | | | | | | | | | | | | | | | | | | | | | | | | | | | | | | | | | | | | | | | | | | | | | | | | | | | | | | | | | | | | | | | | | | | | | | | | | | | | | | | | | | | | | | | | | | | | | | | | | | | | | | | | | | | | | | | | | | | | | | | | | | | | | | | | | | | | | | | | | | | | | | | | | | | | | | | | | | | | | | | | | | | | | | | | | | | | | | | | | | | | | | | | | | | | | | | | | | | | | | | | | | | | | | | | | | | | | | | | | | | | | | | | | | | | | | | | | | | | | | | | | | | | | | | | | | | | | | | | | | | | | | | | | | | | | | | | | | | | | | | | | | | | | | | | | | | | | | | | | | | | | | | | | | | | | | | | | | | | | |
| 1000 STUECK | | | | | | | | | | | | | | 1000 HEAD | | | | | | | | | | 1000 TETES | | | | | | | | | | | | | | | | | | | | | | | | | | | | | | | | | | | | | | | | | | | | | | | | | | | | | | | | | | | | | | | | | | | | | | | | | | | | | | | | | | | | | | | | | | | | | | | | | | | | | | | | | | | | | | | | | | | | | | | | | | | | | | | | | | | | | | | | | | | | | | | | | | | | | | | | | | | | | | | | | | | | | | | | | | | | | | | | | | | | | | | | | | | | | | | | | | | | | | | | | | | | | | | | | | | | | | | | | | | | | | | | | | | | | | | | | | | | | | | | | | | | | | | | | | | | | | | | | | | | | | | | | | | | | | | | | | | | | | | | | | | | | | | | | | | | | | | | | | | | | | | | | | | | | | | | | | | | | | | | | | | | | | | | | | | | | | | | | | | | | | | | | | | | | | | | | | | | | | | | | | | | | | | | | | | | | | | | | | | | | | | | | | | | | | | | | | | | | | | | | | | | | | | | | | | | | | | | | | | | | | | | | | | | | | | | | | | | | | | | | | | | | | | | | | | | | | | | | | | | | | | | | | | | | | | | | | | | | | | | | | | | | | | | | | | | | | | | | | | | | | | | | | | | | | | | | | | | | | | | | | | | | | | | | | | | | | | | | | | | | | | | | | | | | | | | | | | | | | | | | | | | | | | | | | | | | | | | | | | | | | | | | | | | | | | | | | | | | | | | | | | | | | | | | | | | | | | | | | | | | | | | | | | | | | | | | | | | | | | | | | | | | | | | | | | | | | | | | | | | | | | | | |
| EINFUHR LEBENDER TIERE | | | | | | | | | | | | | | IMPORT OF LIVE ANIMALS | | | | | | | | | | IMPORTATION D'ANIMAUX VIVANTS | | | | | | | | | | | | | | | | | | | | | | | | | | | | | | | | | | | | | | | | | | | | | | | | | | | | | | | | | | | | | | | | | | | | | | | | | | | | | | | | | | | | | | | | | | | | | | | | | | | | | | | | | | | | | | | | | | | | | | | | | | | | | | | | | | | | | | | | | | | | | | | | | | | | | | | | | | | | | | | | | | | | | | | | | | | | | | | | | | | | | | | | | | | | | | | | | | | | | | | | | | | | | | | | | | | | | | | | | | | | | | | | | | | | | | | | | | | | | | | | | | | | | | | | | | | | | | | | | | | | | | | | | | | | | | | | | | | | | | | | | | | | | | | | | | | | | | | | | | | | | | | | | | | | | | | | | | | | | | | | | | | | | | | | | | | | | | | | | | | | | | | | | | | | | | | | | | | | | | | | | | | | | | | | | | | | | | | | | | | | | | | | | | | | | | | | | | | | | | | | | | | | | | | | | | | | | | | | | | | | | | | | | | | | | | | | | | | | | | | | | | | | | | | | | | | | | | | | | | | | | | | | | | | | | | | | | | | | | | | | | | | | | | | | | | | | | | | | | | | | | | | | | | | | | | | | | | | | | | | | | | | | | | | | | | | | | | | | | | | | | | | | | | | | | | | | | | | | | | | | | | | | | | | | | | | | | | | | | | | | | | | | | | | | | | | | | | | | | | | | | | | | | | | | | | | | | | | | | | | | | | | | | | | | | | | | | | | | | | | | | | | | | | | | | | | | | | | | | | | | | | | | | |
| EUR 12 | 92 | 0 | 0 | 0 | - | 0 | - | 0 | 0 | 0 | 1 | 1 | 0 | - | 2 | BELG-LUXEMBOURG | 92 | 0 | 0 | 0 | 0 | 0 | 0 | 0 | 0 | 0 | 0 | 0 | 0 | 0 | 0 | 0 | 0 | 0 | 0 | 0 | 0 | 0 | 1 | DANMARK | 92 | 1 | 1 | 1 | 2 | 1 | 3 | 3 | 2 | 2 | 1 | 2 | 1 | 2 | 1 | 2 | 1 | 2 | 1 | 2 | 1 | 2 | 1 | 20 | DEUTSCHLAND | 92 | - | - | - | - | - | - | - | - | - | - | - | - | - | - | - | - | - | - | - | - | - | - | - | - | - | ELLADA | 92 | - | - | - | - | - | - | - | - | - | - | - | - | - | - | - | - | - | - | - | - | - | - | - | - | - | ESPANA | 92 | 0 | 0 | 0 | 0 | 0 | 0 | 0 | 0 | 0 | 0 | 0 | 0 | 0 | 0 | 0 | 0 | 0 | 0 | 0 | 0 | 0 | 0 | 0 | 1 | FRANCE | 92 | - | - | - | - | - | - | - | - | - | - | - | - | - | - | - | - | - | - | - | - | - | - | - | - | - | IRELAND | 92 | 0 | 0 | 0 | 0 | 0 | 0 | 0 | 0 | 0 | 0 | 0 | 0 | 0 | 0 | 0 | 0 | 0 | 0 | 0 | 0 | 0 | 0 | 0 | 2 | ITALIA | 92 | 0 | 0 | 0 | - | 0 | - | - | - | - | 0 | 0 | 0 | 0 | 0 | 0 | 0 | 0 | 0 | 0 | 0 | 0 | 0 | 0 | 1 | NEDERLAND | 92 | 1 | 0 | 1 | 1 | 2 | 0 | 1 | 0 | 0 | 0 | 0 | 0 | 0 | 0 | 0 | 0 | 0 | 0 | 0 | 0 | 0 | 0 | 0 | 9 | PORTUGAL | 92 | 0 | 0 | 1 | 1 | 0 | - | - | - | - | - | - | - | - | - | - | - | - | - | - | - | - | - | - | - | UNITED KINGDOM | 92 | - | - | 1 | - | 0 | - | - | 0 | - | 0 | 0 | 0 | 0 | 0 | 0 | 0 | 0 | 0 | 0 | 0 | 0 | 0 | 0 | 1 | EUR 12 | 92 | 1 | 2 | 3 | 6 | 2 | 1 | 1 | 1 | 2 | 7 | 5 | 1 | 32 | EUR 12 | 92 | 2 | 1 | 3 | 2 | 2 | 1 | 3 | 5 | 11 | 9 | 12 | 11 | 63 | BELG-LUXEMBOURG | 92 | 0 | 0 | 0 | 0 | 0 | 0 | 0 | 0 | 0 | 0 | 0 | 0 | 2 | DANMARK | 92 | 1 | 1 | 4 | 1 | 1 | 2 | 1 | 1 | 2 | 3 | 2 | 1 | 21 | DEUTSCHLAND | 92 | - | - | - | - | - | - | - | - | - | - | - | - | - | ELLADA | 92 | 0 | 0 | 0 | 0 | 0 | 0 | 0 | 0 | 0 | 0 | 0 | 0 | 1 | ESPANA | 92 | - | - | - | - | - | - | - | - | - | - | - | - | - | FRANCE | 92 | - | - | - | - | - | - | - | - | - | - | - | - | - | IRELAND | 92 | 1 | 0 | 1 | 0 | 0 | 0 | 0 | 0 | 1 | 1 | 1 | 0 | 6 | ITALIA | 92 | 2 | 3 | 5 | 7 | 3 | 2 | 3 | 5 | 11 | 14 | 15 | 11 | 83 | NEDERLAND | 92 | 9 | 19 | 22 | 30 | 7 | 13 | 21 | 16 | 28 | 34 | 29 | 22 | 250 | PORTUGAL | 92 | 16 | 21 | 22 | 25 | - | - | - | - | - | - | - | - | - | UNITED KINGDOM | 92 | - | - | - | - | 0 | 0 | 0 | 0 | - | 0 | 0 | 0 | 1 | EUR 12 | 92 | 0 | 1 | 1 | 1 | 0 | 0 | 0 | 1 | 1 | 2 | 2 | 11 | EUR 12 | 92 | 0 | 1 | 1 | 1 | 0 | 0 | 0 | 1 | 1 | 2 | 2 | 11 | BELG-LUXEMBOURG | 92 | - | - | - | - | - | - | - | - | - | - | - | - | - | DANMARK | 92 | - | - | - | - | - | - | - | - | - | - | - | - | - | DEUTSCHLAND | 92 | - | - | - | - | - | - | - | - | - | - | - | - | - | ELLADA | 92 | - | - | - | - | - | - | - | - | - | - | - | - | - | ESPANA | 92 | - | - | - | - | - | - | - | - | - | - | - | - | - | FRANCE | 92 | - | - | - | - | - | - | - | - | - | - | - | - | - | IRELAND | 92 | - | - | - | - | - | - | - | - | - | - | - | - | - | ITALIA | 92 | - | - | - | - | - | - | - | - | - | - | - | - | - | NEDERLAND | 92 | - | - | - | - | - | - | - | - | - | - | - | - | - | PORTUGAL | 92 | - | - | - | - | - | - | - | - | - | - | - | - | - | UNITED KINGDOM | 92 | - | - | - | - | - | - | - | - | - | - | - | - | - |
| EUR 12 | 92 | 1 | 2 | 3 | 6 | 2 | 1 | 1 | 1 | 2 | 7 | 5 | 1 | 32 | EUR 12 | 92 | 2 | 1 | 3 | 2 | 2 | 1 | 3 | 5 | 11 | 9 | 12 | 11 | 63 | BELG-LUXEMBOURG | 92 | 0 | 0 | 0 | 0 | 0 | 0 | 0 | 0 | 0 | 0 | 0 | 0 | 2 | DANMARK | 92 | 1 | 1 | 4 | 1 | 1 | 2 | 1 | 1 | 2 | 3 | 2 | 1 | 21 | DEUTSCHLAND | 92 | - | - | - | - | - | - | - | - | - | - | - | - | - | ELLADA | 92 | 0 | 0 | 0 | 0 | 0 | 0 | 0 | 0 | 0 | 0 | 0 | 0 | 1 | ESPANA | 92 | - | - | - | - | - | - | - | - | - | - | - | - | - | FRANCE | 92 | - | - | - | - | - | - | - | - | - | - | - | - | - | IRELAND | 92 | 1 | 0 | 1 | 0 | 0 | 0 | 0 | 0 | 1 | 1 | 1 | 0 | 6 | ITALIA | 92 | 2 | 3 | 5 | 7 | 3 | 2 | 3 | 5 | 11 | 14 | 15 | 11 | 83 | NEDERLAND | 92 | 9 | 19 | 22 | 30 | 7 | 13 | 21 | 16 | 28 | 34 | 29 | 22 | 250 | PORTUGAL | 92 | 16 | 21 | 22 | 25 | - | - | - | - | - | - | - | - | - | UNITED KINGDOM | 92 | - | - | - | - | 0 | 0 | 0 | 0 | - | 0 | 0 | 0 | 1 | EUR 12 | 92 | 0 | 1 | 1 | 1 | 0 | 0 | 0 | 1 | 1 | 2 | 2 | 11 | EUR 12 | 92 | 0 | 1 | 1 | 1 | 0 | 0 | 0 | 1 | 1 | 2 | 2 | 11 | BELG-LUXEMBOURG | 92 | - | - | - | - | - | - | - | - | - | - | - | - | - | DANMARK | 92 | - | - | - | - | - | - | - | - | - | - | - | - | - | DEUTSCHLAND | 92 | - | - | - | - | - | - | - | - | - | - | - | - | - | ELLADA | 92 | - | - | - | - | - | - | - | - | - | - | - | - | - | ESPANA | 92 | - | - | - | - | - | - | - | - | - | - | - | - | - | FRANCE | 92 | - | - | - | - | - | - | - | - | - | - | - | - | - | IRELAND | 92 | - | - | - | - | - | - | - | - | - | - | - | - | - | ITALIA | 92 | - | - | - | - | - | - | - | - | - | - | - | - | - | NEDERLAND | 92 | - | - | - | - | - | - | - | - | - | - | - | - | - | PORTUGAL | 92 | - | - | - | - | - | - | - | - | - | - | - | - | - | UNITED KINGDOM | 92 | - | - | - | - | - | - | - | - | - | - | - | - | - | | | | | | | | | | | | | | | | | | | | | | | | | | | | | | | | | | | | | | | | | | | | | | | | | | | | | | | | | | | | | | | | | | | | | | | | | | | | | | | | | | | | | | | | | | | | | | | | | | | | | | | | | | | | | | | | | | | | | | | | | | | | | | | | | | | | | | | | | | | | | | | | | | | | | | | | | | | | | | | | | | | | | | | | | | | | | | | | | | | | | | | | | | | | | | | | | | | | | | | | | | | | | | | | | | | | | | | | | | | | | | | | | | | | | | | | | | | | | | | | | | | | | | | | | | | | | | | | | | | | | | | | | | | | | | | | | | | | | | | | | | | | | | | | | | | | | | | | | | | | | | |
| EUR 12 | 92 | 0 | 1 | 1 | 1 | 0 | 0 | 0 | 1 | 1 | 2 | 2 | 11 | EUR 12 | 92 | 0 | 1 | 1 | 1 | 0 | 0 | 0 | 1 | 1 | 2 | 2 | 11 | BELG-LUXEMBOURG | 92 | - | - | - | - | - | - | - | - | - | - | - | - | - | DANMARK | 92 | - | - | - | - | - | - | - | - | - | - | - | - | - | DEUTSCHLAND | 92 | - | - | - | - | - | - | - | - | - | - | - | - | - | ELLADA | 92 | - | - | - | - | - | - | - | - | - | - | - | - | - | ESPANA | 92 | - | - | - | - | - | - | - | - | - | - | - | - | - | FRANCE | 92 | - | - | - | - | - | - | - | - | - | - | - | - | - | IRELAND | 92 | - | - | - | - | - | - | - | - | - | - | - | - | - | ITALIA | 92 | - | - | - | - | - | - | - | - | - | - | - | - | - | NEDERLAND | 92 | - | - | - | - | - | - | - | - | - | - | - | - | - | PORTUGAL | 92 | - | - | - | - | - | - | - | - | - | - | - | - | - | UNITED KINGDOM | 92 | - | - | - | - | - | - | - | - | - | - | - | - | - | | | | | | | | | | | | | | | | | | | | | | | | | | | | | | | | | | | | | | | | | | | | | | | | | | | | | | | | | | | | | | | | | | | | | | | | | | | | | | | | | | | | | | | | | | | | | | | | | | | | | | | | | | | | | | | | | | | | | | | | | | | | | | | | | | | | | | | | | | | | | | | | | | | | | | | | | | | | | | | | | | | | | | | | | | | | | | | | | | | | | | | | | | | | | | | | | | | | | | | | | | | | | | | | | | | | | | | | | | | | | | | | | | | | | | | | | | | | | | | | | | | | | | | | | | | | | | | | | | | | | | | | | | | | | | | | | | | | | | | | | | | | | | | | | | | | | | | | | | | | | | | | | | | | | | | | | | | | | | | | | | | | | | | | | | | | | | | | | | | | | | | | | | | | | | | | | | | | | | | | | | | | | | | | | | | | | | | | | | | | | | | | | | | | | | | | | | | | | | | | | | | | | | | | | | | | | | | | | | | | | | | | | | | | | | | | | | | | | | | | | | | | | | | | | | | | | | | | | | | | | | | | | | | | | | | | | | | | | | | | | | | | | | | | | | | | | | | | | |

| OCHSEN AUSSENHANDEL | | BULLOCKS EXTERNAL TRADE | | | | | | | | | | | | BOEUFs COMMERCE EXTERIEUR | | | |
|------------------------|-----|----------------------------|-----|-----|-----|-----|-----|-----|-----|-----|-----|-----|-------|------------------------------|---|-------------------------------|--|
| I | I | I | I | I | I | I | I | I | I | I | I | I | I | I | I | I | |
| I | JAN | FEB | MAR | APR | MAY | JUN | JUL | AUG | SEP | OCT | NOV | DEC | TOTAL | I | I | | |
| I | I | I | I | I | I | I | I | I | I | I | I | I | I | I | I | | |
| 1000 TONNEN | | | | | | | | | | | | | | 1000 TONS | | 1000 TONNES | |
| EINFUHR LEBENDER TIERE | | | | | | | | | | | | | | IMPORT OF LIVE ANIMALS | | IMPORTATION D'ANIMAUX VIVANTS | |
| EUR 12 | 92 | 0: | 0: | 0: | 0: | 0: | -: | 0: | 0: | 0: | 0: | 0: | -: | 0: | | | |
| BELG-LUXEMBOURG | 92 | 0 | 0 | 0 | 0 | 0 | 0 | 0 | 0 | 0 | 0 | 0 | - | 0 | | | |
| | 93 | 0 | 0 | 0 | 1 | 0 | 1 | 1 | 1 | 0 | 0 | 0 | 0 | 6 | | | |
| DANMARK | 92 | - | - | - | - | - | - | - | - | - | - | - | - | - | | | |
| | 93 | -: | -: | -: | -: | -: | -: | -: | -: | -: | -: | -: | -: | -: | | | |
| | 94 | -: | -: | -: | -: | -: | -: | -: | -: | -: | -: | -: | -: | -: | | | |
| DEUTSCHLAND | 92 | 0 | 0 | 0 | 0 | 0 | - | 0 | - | 0 | 0 | 0 | 0 | 0 | | | |
| | 93 | - | - | - | - | - | - | - | - | - | - | - | - | - | | | |
| | 94 | - | - | - | - | - | - | - | - | - | - | - | - | - | | | |
| ELLADA | 92 | 0 | - | 0 | - | - | - | 0 | - | 0 | 0 | - | 0 | 0 | | | |
| | 93 | - | 0 | 0 | 0 | 0 | 0 | 0 | 0 | 0 | 0 | 0 | 0 | 0 | | | |
| ESPAÑA | 92 | - | - | - | - | - | - | - | - | - | - | 0 | - | 0 | | | |
| | 93 | - | - | - | - | - | - | - | - | - | - | - | - | - | | | |
| | 94 | - | - | - | - | - | - | - | - | - | - | - | - | - | | | |
| FRANCE | 92 | 0 | 0 | 0 | 0 | 0 | 0 | 0 | 0 | 0 | 0 | 0 | 0 | 1 | | | |
| IRELAND | 92 | - | 0 | 0 | 0 | - | 0 | - | - | - | - | 0 | 0 | 1 | | | |
| | 93 | - | - | - | - | - | - | - | - | - | - | - | - | - | | | |
| | 94 | - | - | - | - | - | - | - | - | - | - | - | - | - | | | |
| ITALIA | 92 | 0 | 0 | 0 | 0 | 0 | - | 0 | - | 0 | 0 | 0 | - | 0 | | | |
| | 93 | 0 | 0 | 0 | 0 | 0 | 0 | 0 | 0 | 0 | 0 | 0 | 0 | 2 | | | |
| | 94 | 0 | 0 | 0 | 0 | 0 | 0 | 0 | 0 | 0 | 0 | 0 | 0 | 0 | | | |
| NEDERLAND | 92 | - | - | - | - | - | - | - | - | - | - | - | - | - | | | |
| | 93 | - | - | - | - | - | - | - | - | - | - | - | - | - | | | |
| | 94 | - | - | - | - | - | - | - | - | - | - | - | - | - | | | |
| PORTUGAL | 92 | - | - | 0 | - | 0 | 0 | - | 0 | 0 | 0 | - | 0 | 1 | | | |
| | 93 | -: | -: | -: | -: | -: | -: | -: | -: | -: | -: | -: | -: | -: | | | |
| | 94 | -: | -: | -: | -: | -: | -: | -: | -: | -: | -: | -: | -: | -: | | | |
| UNITED KINGDOM | 92 | 0 | 1 | 1 | 1 | 0 | 0 | 0 | 0 | 0 | 2 | - | - | 6 | | | |
| EUR 12 | 92 | 1: | 1: | 1: | 1: | 1: | 1: | 1: | 2: | 4: | 3: | 5: | 3: | 23: | | | |
| BELG-LUXEMBOURG | 92 | 0 | 0 | 0 | 0 | 0 | 0 | 0 | 0 | 0 | 0 | 0 | 0 | 1 | | | |
| | 93 | 0 | 0 | 1 | 0 | 0 | 1 | 0 | 0 | 1 | 1 | 0 | 0 | 6 | | | |
| DANMARK | 92 | - | - | - | - | - | - | - | - | - | - | - | - | - | | | |
| | 93 | -: | -: | -: | -: | -: | -: | -: | -: | -: | -: | -: | -: | -: | | | |
| | 94 | -: | -: | -: | -: | -: | -: | -: | -: | -: | -: | -: | -: | -: | | | |
| DEUTSCHLAND | 92 | 0 | - | 0 | - | 0 | 0 | 0 | 0 | 0 | 0 | 0 | - | 0 | | | |
| | 93 | - | - | - | - | - | - | - | - | - | - | - | - | - | | | |
| | 94 | - | - | - | - | - | - | - | - | - | - | - | - | - | | | |
| ELLADA | 92 | - | - | - | - | - | - | - | - | - | - | - | - | - | | | |
| | 93 | - | - | - | - | 0 | - | 0 | - | - | - | - | - | - | | | |
| ESPAÑA | 92 | - | - | - | - | - | - | - | - | - | - | - | - | - | | | |
| | 93 | - | - | - | - | - | - | - | - | - | - | - | - | - | | | |
| | 94 | - | - | - | - | - | - | - | - | - | - | - | - | - | | | |
| FRANCE | 92 | 0 | 0 | 0 | 0 | 0 | 0 | 0 | 0 | 0 | 0 | 0 | 0 | 1 | | | |
| IRELAND | 92 | 1 | 1 | 2 | 2 | 1 | 1 | 1 | 2 | 4 | 4 | 5 | 3 | 26 | | | |
| | 93 | 3 | 6 | 6 | 9 | 2 | 4 | 7 | 5 | 9 | 10 | 9 | 7 | 75 | | | |
| | 94 | 5 | 7 | 7 | 8 | - | - | - | - | - | - | - | - | - | | | |
| ITALIA | 92 | - | - | - | - | 0 | 0 | 0 | - | - | 0 | 0 | 0 | 0 | | | |
| | 93 | - | - | - | - | - | - | - | - | - | - | - | - | - | | | |
| | 94 | - | - | - | - | - | - | - | - | - | - | - | - | - | | | |
| NEDERLAND | 92 | - | - | - | - | - | - | - | - | - | - | - | - | - | | | |
| | 93 | - | - | - | - | - | - | - | - | - | - | - | - | - | | | |
| | 94 | - | - | - | - | - | - | - | - | - | - | - | - | - | | | |
| PORTUGAL | 92 | -: | -: | -: | -: | -: | -: | -: | -: | -: | -: | -: | -: | -: | | | |
| | 93 | -: | -: | -: | -: | -: | -: | -: | -: | -: | -: | -: | -: | -: | | | |
| | 94 | -: | -: | -: | -: | -: | -: | -: | -: | -: | -: | -: | -: | -: | | | |
| UNITED KINGDOM | 92 | 0 | 0 | 0 | 0 | 0 | 0 | 0 | 0 | 0 | 1 | 1 | 1 | 4 | | | |

| | BULLS | | | | | | | | | | | | TAUREAUX | |
|-----------------|-----------------------------|-----|-----|-----|-----|-----|-----|-----|-----|-----|-----|-----|---------------------------|------------|
| | GROSS INDIGENOUS PRODUCTION | | | | | | | | | | | | PRODUCTION INDIGENE BRUTE | |
| | BULLEN BRUTTOEIGENERZEUGUNG | | | | | | | | | | | | | |
| | I | I | I | I | I | I | I | I | I | I | I | I | I | I |
| | JAN | FEB | MAR | APR | MAY | JUN | JUL | AUG | SEP | OCT | NOV | DEC | TOTAL | |
| | I | I | I | I | I | I | I | I | I | I | I | I | I | I |
| | 1000 STUECK | | | | | | | | | | | | 1000 HEAD | 1000 TETES |
| EUR 12 | | | | | | | | | | | | | | |
| BELGIE-BELGIQUE | 92 | 728 | 692 | 789 | 777 | 714 | 833 | 770 | 796 | 812 | 743 | 756 | 760 | 9171 |
| | 92 | 25 | 20 | 22 | 21 | 17 | 21 | 20 | 22 | 25 | 25 | 29 | 27 | 273 |
| | 93 | 23 | 21 | 25 | 21 | 20 | 25 | 24 | 25 | 25 | 25 | 25 | 27 | 288 |
| DANMARK | 92 | 34 | 31 | 38 | 35 | 38 | 46 | 33 | 36 | 35 | 36 | 34 | 34 | 428 |
| | 93 | 28: | 29: | 37: | 26: | 29: | 49: | 34: | 36: | 34: | 31: | 35: | 27: | 395: |
| | 94 | 27: | 25: | 31: | 30: | 34: | 34: | 25: | 31: | 31: | : | : | : | : |
| DEUTSCHLAND | 92 | 225 | 203 | 248 | 239 | 232 | 252 | 256 | 252 | 250 | 231 | 217 | 221 | 2826 |
| | 93 | 191 | 193 | 227 | 201 | 199 | 230 | 189 | 214 | 219 | 207 | 208 | 204 | 2483 |
| | 94 | 176 | 179 | 193 | 174 | 179 | 198 | 148 | : | : | : | : | : | : |
| ELLADA | 92 | 13 | 14 | 14 | 13 | 8 | 14 | 15 | 15 | 10 | 10 | 5 | 7 | 138 |
| | 93 | 16 | 13 | 13 | 13 | 12 | 14 | 15 | 16 | 16 | 15 | : | : | : |
| ESPAÑA | 92 | 76 | 79 | 87 | 91 | 86 | 105 | 103 | 104 | 96 | 101 | 88 | 96 | 1112 |
| | 93 | 82 | 76 | 95 | 87 | 86 | 81 | 82 | 88 | 79 | 81 | 81 | 98 | 1018 |
| | 94 | 84 | 75 | 87 | 85 | : | : | : | : | : | : | : | : | : |
| FRANCE | 92 | 171 | 145 | 162 | 177 | 139 | 160 | 159 | 154 | 201 | 207 | 178 | 184 | 2036 |
| IRELAND | 92 | 1 | 1 | 1 | 1 | 1 | 1 | 1 | 2 | 2 | 2 | 1 | 1 | 15 |
| | 93 | 1: | 1: | 1: | 1: | 1: | 1: | 1: | 2: | 2: | 2: | 2: | 1: | 15: |
| | 94 | 1: | 1: | 1: | 2: | : | : | : | : | : | : | : | : | : |
| ITALIA | 92 | 88 | 122 | 128 | 106 | 109 | 148 | 98 | 130 | 119 | 53 | 118 | 103 | 1322 |
| | 93 | 133 | 133 | 161 | 137 | 138 | 158 | 127 | 161 | 173 | 136 | 174 | 138 | 1769 |
| | 94 | 142 | 138 | 143 | 137 | 147 | : | : | : | : | : | : | : | : |
| NEDERLAND | 92 | 43 | 34 | 39 | 34 | 34 | 33 | 30 | 30 | 27 | 28 | 37 | 37 | 406 |
| | 93 | 32 | 28 | 33 | 23 | 23 | 28 | 16 | 25 | 25 | 31 | 36 | 30 | 331 |
| | 94 | 29 | 26 | 26 | 30 | 28 | 23 | : | : | : | : | : | : | : |
| PORTUGAL | 92 | 19 | 15 | 18 | 18 | 15 | 17 | 19 | 25 | 23 | 20 | 23 | 24 | 236 |
| | 93 | 21: | 19: | 22: | 19: | 19: | 18: | 20: | 24: | 20: | 17: | 18: | 18: | 238: |
| | 94 | 17: | 14: | 15: | 15: | 17: | 15: | : | : | : | : | : | : | : |
| UNITED KINGDOM | 92 | 33 | 29 | 31 | 41 | 35 | 36 | 36 | 25 | 25 | 30 | 25 | 26 | 372 |

BULLEN
BRUTTOEIGENERZEUGUNGBULLS
GROSS INDIGENOUS PRODUCTIONTAUREAUX
PRODUCTION INDIGENE BRUTE

| | 1000 TONNEN | | | | | | | | | | | | 1000 TONS | 1000 TONNES | |
|-----------------|-------------|-------------|-------------|-------------|-------------|-------------|-------------|-------------|-------------|-------------|-------------|-------------|-------------|-------------|-------------|
| | I I I | I I I | I I I | I I I | I I I | I I I | I I I | I I I | I I I | I I I | I I I | I I I | I I I | I I I | I I I |
| | JAN | FEB | MAR | APR | MAY | JUN | JUL | AUG | SEP | OCT | NOV | DEC | TOTAL | | |
| EUR 12 | 92 | 245 | 222 | 256 | 252 | 237 | 271 | 252 | 257 | 265 | 242 | 250 | 252 | 3002 | |
| BELGIE-BELGIQUE | 92 | 11 | 8 | 9 | 9 | 7 | 9 | 9 | 9 | 10 | 11 | 12 | 11 | 116 | |
| | 93 | 10 | 9 | 11 | 9 | 9 | 11 | 11 | 11 | 11 | 11 | 11 | 12 | 126 | |
| DANMARK | 92 | 8 | 8 | 10 | 9 | 9 | 11 | 8 | 9 | 9 | 9 | 8 | 9 | 106 | |
| | 93 | 7 | 7 | 9 | 6 | 8 | 13 | 9 | 9 | 8 | 8 | 9 | 7 | 99 | |
| | 94 | 7 | 6 | 8 | 8 | 8 | 9 | 6 | 8 | 8 | 8 | 9 | 7 | 99 | |
| DEUTSCHLAND | 92 | 78 | 71 | 87 | 84 | 82 | 88 | 89 | 88 | 88 | 82 | 77 | 79 | 992 | |
| | 93 | 67 | 68 | 80 | 71 | 70 | 81 | 67 | 76 | 77 | 73 | 74 | 73 | 877 | |
| | 94 | 62 | 57 | 69 | 62 | 63 | 70 | 52 | : | : | : | : | : | : | |
| ELLADA | 92 | 4 | 4 | 4 | 4 | 3 | 4 | 4 | 4 | 3 | 3 | 2 | 3 | 41 | |
| | 93 | 4 | 4 | 3 | 3 | 3 | 4 | 4 | 4 | 4 | 4 | : | : | : | |
| ESPANA | 92 | 22 | 20 | 22 | 23 | 22 | 27 | 27 | 27 | 25 | 26 | 23 | 25 | 290 | |
| | 93 | 21 | 19 | 24 | 22 | 22 | 21 | 21 | 23 | 21 | 21 | 21 | 25 | 260 | |
| | 94 | 22 | 19 | 23 | 22 | : | : | : | : | : | : | : | : | : | |
| FRANCE | 92 | 50 | 42 | 50 | 55 | 45 | 54 | 53 | 51 | 60 | 57 | 52 | 54 | 623 | |
| IRELAND | 92 | 0 | 0 | 0 | 0 | 0 | 0 | 0 | 1 | 1 | 1 | 1 | 0 | 6 | |
| | 93 | 0 | 0 | 0 | 1 | 1 | 1 | 1 | 1 | 1 | 1 | 1 | 0 | 6 | |
| | 94 | 0 | 0 | 0 | 1 | : | : | : | : | : | : | : | 0 | 6 | |
| ITALIA | 92 | 39 | 44 | 46 | 38 | 41 | 50 | 35 | 43 | 45 | 29 | 47 | 42 | 500 | |
| | 93 | 47 | 45 | 52 | 44 | 44 | 50 | 40 | 49 | 58 | 44 | 57 | 47 | 577 | |
| | 94 | 48 | 48 | 47 | 43 | 48 | : | : | : | : | : | : | : | : | |
| NEDERLAND | 92 | 16 | 13 | 15 | 13 | 13 | 12 | 11 | 11 | 11 | 11 | 15 | 15 | 155 | |
| | 93 | 12 | 11 | 12 | 10 | 9 | 11 | 7 | 9 | 11 | 12 | 14 | 12 | 130 | |
| | 94 | 11 | 10 | 11 | 11 | 11 | 9 | : | : | : | : | : | : | : | |
| PORTUGAL | 92 | 6 | 4 | 5 | 4 | 4 | 5 | 5 | 7 | 6 | 5 | 6 | 6 | 64 | |
| | 93 | 6 | 5 | 6 | 5 | 5 | 5 | 5 | 6 | 5 | 5 | 5 | 5 | 63 | |
| | 94 | 5 | 4 | 4 | 4 | 5 | 4 | : | : | : | : | : | : | : | |
| UNITED KINGDOM | 92 | 10 | 8 | 9 | 12 | 10 | 11 | 10 | 7 | 7 | 8 | 7 | 8 | 107 | |

| | BULLS | | | | | | | | | | | | TAUREAUX | |
|-------------------------------|----------------|-----|-----|-----|-----|-----|-----|-----|-----|-----|-----|-----|--------------------|-------|
| | EXTERNAL TRADE | | | | | | | | | | | | COMMERCE EXTERIEUR | |
| | I | I | I | I | I | I | I | I | I | I | I | I | I | I |
| | JAN | FEB | MAR | APR | MAY | JUN | JUL | AUG | SEP | OCT | NOV | DEC | TOTAL | TOTAL |
| | 1000 TONNES | | | | | | | | | | | | 1000 TONNES | |
| EINFUHR LEBENDER TIERE | | | | | | | | | | | | | | |
| EUR 12 | 92 | 4 | 1 | 0 | 4 | 6 | 5 | 5 | 4 | 10 | 7 | 7 | 6 | 57 |
| BELG-LUXEMBOURG | 92 | 0 | 0 | 1 | 1 | 0 | 1 | 1 | 1 | 1 | 1 | 0 | 0 | 7 |
| | 93 | 0 | 0 | 0 | 0 | 0 | 0 | 0 | 0 | 0 | 0 | 0 | 0 | 1 |
| DANMARK | 92 | - | - | - | - | - | - | - | - | - | - | - | - | - |
| | 93 | - | - | - | - | - | - | - | - | - | - | - | - | - |
| | 94 | - | - | - | - | - | - | - | - | - | - | - | - | - |
| DEUTSCHLAND | 92 | 1 | 1 | 1 | 1 | 1 | 1 | 1 | 1 | 1 | 2 | 1 | 1 | 13 |
| | 93 | 0 | 0 | 0 | 0 | 0 | 0 | 0 | 0 | 1 | 0 | 1 | 0 | 3 |
| | 94 | 0 | 0 | 0 | 0 | 0 | 0 | 1 | 0 | 0 | 0 | 0 | 0 | 1 |
| ELLADA | 92 | 1 | 0 | 0 | 0 | 2 | 1 | 0 | 0 | 1 | 1 | 2 | 2 | 11 |
| | 93 | - | 0 | 0 | 0 | 0 | 0 | 0 | 0 | 0 | 0 | 0 | 0 | 0 |
| ESPAÑA | 92 | 0 | 0 | 0 | 0 | 0 | 0 | 0 | 0 | 1 | 0 | 1 | 0 | 3 |
| | 93 | 0 | 0 | 0 | 0 | 0 | 0 | 0 | 0 | 0 | 0 | 0 | 0 | 1 |
| | 94 | 0 | 0 | 0 | 0 | 0 | 0 | 0 | 0 | 0 | 0 | 0 | 0 | 0 |
| FRANCE | 92 | 0 | 0 | 0 | 0 | 0 | 0 | 0 | 0 | 0 | 0 | 0 | 0 | 3 |
| | 93 | - | - | - | - | - | - | - | - | - | - | - | - | - |
| | 94 | - | - | - | - | - | - | - | - | - | - | - | - | - |
| IRELAND | 92 | - | - | - | - | - | - | - | - | - | - | - | - | - |
| | 93 | - | - | - | - | - | - | - | - | - | - | - | - | - |
| | 94 | - | - | - | - | - | - | - | - | - | - | - | - | - |
| ITALIA | 92 | 17 | 14 | 15 | 17 | 14 | 13 | 14 | 13 | 24 | 25 | 20 | 20 | 207 |
| | 93 | 9 | 10 | 8 | 8 | 8 | 7 | 7 | 7 | 9 | 9 | 8 | 12 | 103 |
| | 94 | 7 | 7 | 9 | 7 | 5 | 7 | 7 | 7 | 7 | 7 | 7 | 7 | 7 |
| NEDERLAND | 92 | 1 | 2 | 2 | 2 | 2 | 3 | 3 | 3 | 2 | 2 | 2 | 2 | 25 |
| | 93 | 1 | 2 | 1 | 3 | 2 | 3 | 5 | 4 | 4 | 2 | 2 | 3 | 34 |
| | 94 | 3 | 2 | 3 | 2 | 2 | 4 | 4 | 4 | 4 | 4 | 4 | 4 | 4 |
| PORTUGAL | 92 | 0 | 1 | 0 | 0 | 0 | 0 | 0 | 0 | 0 | 0 | 0 | 0 | 2 |
| | 93 | - | - | - | - | - | - | - | - | - | - | - | - | - |
| | 94 | - | - | - | - | - | - | - | - | - | - | - | - | - |
| UNITED KINGDOM | 92 | - | - | - | - | - | - | - | - | - | - | - | - | - |
| AUSFUHR LEBENDER TIERE | | | | | | | | | | | | | | |
| EUR 12 | 92 | 2 | 2 | 2 | 4 | 1 | 2 | 1 | 1 | - | - | - | 0 | 13 |
| BELG-LUXEMBOURG | 92 | 1 | 1 | 1 | 1 | 1 | 1 | 1 | 1 | 1 | 1 | 1 | 1 | 9 |
| | 93 | 0 | 0 | 0 | 0 | 0 | 0 | 0 | 0 | 0 | 0 | 0 | 0 | 2 |
| DANMARK | 92 | - | - | - | - | - | - | - | - | - | - | - | - | - |
| | 93 | - | - | - | - | - | - | - | - | - | - | - | - | - |
| | 94 | - | - | - | - | - | - | - | - | - | - | - | - | - |
| DEUTSCHLAND | 92 | 4 | 5 | 8 | 6 | 5 | 4 | 4 | 5 | 3 | 3 | 3 | 4 | 56 |
| | 93 | 2 | 4 | 5 | 7 | 5 | 7 | 5 | 7 | 6 | 5 | 5 | 10 | 69 |
| | 94 | 7 | 3 | 5 | 7 | 3 | 13 | 7 | 7 | 7 | 7 | 7 | 7 | 7 |
| ELLADA | 92 | - | 0 | - | - | - | - | - | - | - | - | - | - | 0 |
| | 93 | - | 0 | - | - | - | - | - | - | - | - | - | - | 0 |
| ESPAÑA | 92 | 0 | 0 | 0 | 0 | 0 | 0 | 0 | 0 | 0 | 0 | 0 | 0 | 1 |
| | 93 | - | 0 | 0 | 0 | - | 0 | 0 | 0 | 0 | 0 | 0 | 0 | 0 |
| | 94 | - | - | - | - | - | 0 | 0 | 0 | 0 | 0 | 0 | 0 | 0 |
| FRANCE | 92 | 14 | 13 | 13 | 13 | 9 | 9 | 10 | 10 | 17 | 20 | 14 | 15 | 157 |
| IRELAND | 92 | - | - | 0 | 0 | - | - | - | - | - | - | - | 0 | 0 |
| | 93 | - | - | - | - | - | - | - | - | - | - | - | - | - |
| | 94 | - | - | - | - | - | - | - | - | - | - | - | - | - |
| ITALIA | 92 | 0 | 0 | 1 | 0 | 1 | 0 | 0 | 0 | 0 | 0 | 0 | 0 | 2 |
| | 93 | 0 | 0 | 0 | 0 | 0 | 0 | 0 | 0 | 1 | 0 | 0 | 0 | 2 |
| | 94 | 0 | 1 | 0 | 0 | 0 | 0 | 0 | 0 | 0 | 0 | 0 | 0 | 0 |
| NEDERLAND | 92 | 0 | 0 | 0 | 0 | 0 | 0 | 0 | 0 | 0 | 0 | 0 | 0 | 1 |
| | 93 | 1 | 1 | 0 | 0 | 1 | 0 | 0 | 0 | 0 | 0 | 0 | 0 | 3 |
| | 94 | 0 | 0 | 0 | 0 | 0 | 0 | 0 | 0 | 0 | 0 | 0 | 0 | 0 |
| PORTUGAL | 92 | - | - | 0 | - | - | - | 0 | 0 | - | - | - | 0 | 0 |
| | 93 | - | - | - | - | - | - | 0 | - | - | - | - | - | - |
| | 94 | - | - | - | - | - | - | - | - | - | - | - | - | - |
| UNITED KINGDOM | 92 | - | - | - | - | - | - | - | - | - | - | - | - | - |

| | COWS | | | | | | | | | | | | VACHES | | | |
|-----------------|-----------------------------|-------------|-------------|-------------|-------------|-------------|-------------|-------------|-------------|-------------|-------------|-------------|---------------------------|-------------|-------------|--|
| | GROSS INDIGENOUS PRODUCTION | | | | | | | | | | | | PRODUCTION INDIGENE BRUTE | | | |
| | KUEHE BRUTTOEIGENERZEUGUNG | | | | | | | | | | | | | | | |
| | I I I | I I I | I I I | I I I | I I I | I I I | I I I | I I I | I I I | I I I | I I I | I I I | I I I | I I I | I I I | |
| | JAN | FEB | MAR | APR | MAY | JUN | JUL | AUG | SEP | OCT | NOV | DEC | TOTAL | | | |
| | 1000 STUECK | | | | | | | | | | | | 1000 HEAD | | 1000 TETES | |
| EUR 12 | 92 | 738: | 608: | 672: | 623: | 564: | 602: | 579: | 556: | 652: | 650: | 640: | 600: | 7484: | | |
| BELGIE-BELGIQUE | 92 | 30 | 26 | 30 | 30 | 26 | 28 | 27 | 29 | 30 | 32 | 35 | 31 | 354 | | |
| | 93 | 32 | 29 | 33 | 29 | 28 | 30 | 27 | 30 | 31 | 32 | 33 | 31 | 364 | | |
| DANMARK | 92 | 37 | 28 | 30 | 24 | 23 | 25 | 19 | 24 | 28 | 34 | 34 | 26 | 332 | | |
| | 93 | 30: | 22: | 28: | 18: | 16: | 27: | 20: | 25: | 32: | 31: | 37: | 26: | 313: | | |
| | 94 | 33: | 26: | 26: | 23: | 23: | 20: | 17: | 25: | 28: | : | : | : | : | | |
| DEUTSCHLAND | 92 | 189 | 157 | 186 | 168 | 143 | 150 | 142 | 142 | 157 | 158 | 152 | 139 | 1883 | | |
| | 93 | 143 | 128 | 172 | 143 | 125 | 139 | 126 | 134 | 149 | 128 | 161 | 139 | 1688 | | |
| | 94 | 147 | 126 | 166 | 134 | 128 | 120 | 106 | : | : | : | : | : | : | | |
| ELLADA | 92 | 3 | 3 | 3 | 3 | 3 | 3 | 4 | 4 | 4 | 4 | 4 | 4 | 41 | | |
| | 93 | 3 | 3 | 3 | 3 | 3 | 3 | 3 | 3 | 3 | 3 | 3 | 3 | : | | |
| ESPAÑA | 92 | 28 | 25 | 29 | 29 | 28 | 35 | 33 | 30 | 31 | 32 | 29 | 24 | 354 | | |
| | 93 | 24 | 22 | 24 | 22 | 25 | 24 | 28 | 28 | 29 | 26 | 25 | 26 | 301 | | |
| | 94 | 29 | 25 | 29 | 27 | : | : | : | : | : | : | : | : | : | | |
| FRANCE | 92 | 209 | 174 | 198 | 181 | 157 | 168 | 165 | 159 | 171 | 167 | 169 | 191 | 2110 | | |
| | 93 | 178 | 155 | 182 | 151 | 133 | 152 | 139 | 149 | 161 | 152 | 158 | 168 | 1876 | | |
| | 94 | 169 | 147 | 170 | 140 | 139 | 140 | : | : | : | : | : | : | : | | |
| IRELAND | 92 | 23 | 22 | 24 | 22 | 28 | 26 | 26 | 18 | 24 | 23 | 27 | 20 | 282 | | |
| | 93 | 21 | 20 | 23 | 22 | 30 | 33 | 31 | 25 | 28 | 27 | 31 | 23 | 314 | | |
| | 94 | 21 | 19 | 30 | 22 | : | : | : | : | : | : | : | : | : | | |
| ITALIA | 92 | 65 | 49 | 52 | 45 | 50 | 62 | 48 | 42 | 76 | 59 | 65 | 53 | 667 | | |
| | 93 | 60 | 50 | 55 | 47 | 53 | 63 | 58 | 47 | 66 | 60 | 69 | 57 | 686 | | |
| | 94 | 59 | 55 | 58 | 48 | 53 | : | : | : | : | : | : | : | : | | |
| NEDERLAND | 92 | 75 | 65 | 65 | 57 | 56 | 57 | 52 | 53 | 70 | 66 | 60 | 60 | 737 | | |
| | 93 | 68 | 61 | 71 | 57 | 51 | 60 | 47 | 52 | 59 | 56 | 61 | 61 | 703 | | |
| | 94 | 65 | 59 | 64 | 56 | 54 | 52 | : | : | : | : | : | : | : | | |
| PORTUGAL | 92 | 8: | 7: | 7: | 7: | 7: | 6: | 8: | 8: | 9: | 9: | 9: | 8: | 94: | | |
| | 93 | 8: | 7: | 8: | 9: | 7: | 6: | 7: | 7: | 7: | 7: | 7: | 7: | 88: | | |
| | 94 | 6: | 5: | 5: | 4: | 5: | 5: | : | : | : | : | : | : | : | | |
| UNITED KINGDOM | 92 | 69 | 50 | 46 | 54 | 41 | 42 | 54 | 47 | 54 | 66 | 55 | 44 | 623 | | |

| | COWS | | | | | | | | | | | | | VACHES | |
|-----------------|-----------------------------|-------------|-------------|-------------|-------------|-------------|-------------|-------------|-------------|-------------|-------------|-------------|-------------|----------------|-------------|
| | GROSS INDIGENOUS PRODUCTION | | | | | | | | | | | | | INDIGENE BRUTE | |
| | KUEHE BRUTTOEIGENERZEUGUNG | | | | | | | | | | | | | TOTAL | |
| | I I I | I I I | I I I | I I I | I I I | I I I | I I I | I I I | I I I | I I I | I I I | I I I | I I I | I I I | I I I |
| | JAN | FEB | MAR | APR | MAY | JUN | JUL | AUG | SEP | OCT | NOV | DEC | TOTAL | | |
| | 1000 TONNEN | | | | | | | | | | | | | 1000 TONS | |
| EUR 12 | 92 | 218: | 181: | 200: | 185: | 167: | 178: | 171: | 163: | 188: | 189: | 187: | 179: | 2206: | |
| BELGIE-BELGIQUE | 92 | 11 | 10 | 12 | 12 | 10 | 11 | 11 | 12 | 12 | 13 | 14 | 12 | 138 | |
| | 93 | 13 | 11 | 13 | 12 | 12 | 12 | 11 | 12 | 12 | 12 | 13 | 12 | 146 | |
| DANMARK | 92 | 11 | 8 | 8 | 7 | 6 | 7 | 5 | 6 | 8 | 9 | 9 | 7 | 92 | |
| | 93 | 9: | 6: | 8: | 5: | 4: | 7: | 5: | 7: | 9: | 8: | 10: | 7: | 87: | |
| | 94 | 9: | 7: | 7: | 6: | 6: | 5: | 4: | 6: | 7: | : | : | : | : | |
| DEUTSCHLAND | 92 | 54 | 46 | 54 | 48 | 42 | 43 | 40 | 40 | 44 | 45 | 43 | 40 | 538 | |
| | 93 | 42 | 38 | 52 | 42 | 37 | 41 | 37 | 39 | 43 | 37 | 47 | 41 | 494 | |
| | 94 | 43 | 37 | 48 | 39 | 38 | 35 | 30 | : | : | : | : | : | : | |
| ELLADA | 92 | 1 | 1 | 1 | 1 | 1 | 1 | 1 | 1 | 1 | 1 | 1 | 1 | 9 | |
| | 93 | 1 | 1 | 1 | 1 | 1 | 1 | 1 | 1 | 1 | 1 | 1 | 1 | : | |
| ESPAÑA | 92 | 7 | 7 | 8 | 8 | 7 | 9 | 9 | 8 | 8 | 8 | 7 | 6 | 93 | |
| | 93 | 6 | 6 | 6 | 6 | 7 | 6 | 8 | 7 | 8 | 7 | 6 | 7 | 80 | |
| | 94 | 8 | 7 | 8 | 7 | : | : | : | : | : | : | : | : | : | |
| FRANCE | 92 | 67 | 55 | 63 | 58 | 50 | 54 | 52 | 50 | 53 | 52 | 53 | 61 | 669 | |
| | 93 | 58 | 50 | 59 | 49 | 44 | 50 | 46 | 49 | 52 | 49 | 52 | 55 | 614 | |
| | 94 | 56 | 49 | 56 | 47 | 47 | 47 | : | : | : | : | : | : | : | |
| IRELAND | 92 | 7 | 6 | 7 | 6 | 8 | 8 | 8 | 5 | 7 | 6 | 7 | 5 | 81 | |
| | 93 | 6 | 6 | 7 | 6 | 9 | 10 | 9 | 7 | 7 | 7 | 8 | 7 | 88 | |
| | 94 | 6 | 5 | 8 | 6 | : | : | : | : | : | : | : | : | : | |
| ITALIA | 92 | 15 | 13 | 13 | 11 | 12 | 15 | 12 | 10 | 18 | 14 | 16 | 13 | 161 | |
| | 93 | 15 | 14 | 14 | 12 | 13 | 15 | 14 | 11 | 16 | 14 | 17 | 14 | 171 | |
| | 94 | 15 | 16 | 16 | 12 | 14 | : | : | : | : | : | : | : | : | |
| NEDERLAND | 92 | 22 | 20 | 20 | 17 | 17 | 17 | 16 | 16 | 21 | 20 | 18 | 18 | 223 | |
| | 93 | 21 | 19 | 22 | 18 | 15 | 18 | 14 | 16 | 17 | 17 | 18 | 19 | 215 | |
| | 94 | 20 | 18 | 20 | 17 | 17 | 16 | : | : | : | : | : | : | : | |
| PORTUGAL | 92 | 3: | 2: | 2: | 2: | 2: | 2: | 2: | 2: | 2: | 2: | 2: | 2: | 24: | |
| | 93 | 2: | 2: | 2: | 2: | 2: | 2: | 2: | 2: | 2: | 2: | 2: | 2: | 22: | |
| | 94 | 1: | 1: | 1: | 1: | 1: | 1: | : | : | : | : | : | : | : | |
| UNITED KINGDOM | 92 | 19 | 14 | 13 | 15 | 11 | 12 | 16 | 13 | 15 | 18 | 16 | 13 | 176 | |

| | KUEHE AUSSENHANDEL | | | | | | | | | | | | COWS EXTERNAL TRADE | | | | | | | | | | | | VACHES COMMERCE EXTERIEUR | | | | | | | | | | | | | | | | | | | | | | | | |
|-----------------|------------------------|-----|-----|-----|-----|-----|-----|-----|-----|-----|-----|-----|------------------------|-----|-----|-----|-----|-----|-----|-----|-----|-----|-----|-----|-------------------------------|-------|-----|-----|-----|-----|-----|-----|-----|-----|-----|-----|-----|-----|-------|----|----|----|----|----|----|----|----|----|---|
| | 1000 STUECK | | | | | | | | | | | | 1000 HEAD | | | | | | | | | | | | 1000 TETES | | | | | | | | | | | | | | | | | | | | | | | | |
| | I | I | I | I | I | I | I | I | I | I | I | I | I | I | I | I | I | I | I | I | I | I | I | I | I | I | I | I | I | I | I | I | I | I | I | I | | | | | | | | | | | | | |
| | JAN | FEB | MAR | APR | MAY | JUN | JUL | AUG | SEP | OCT | NOV | DEC | TOTAL | JAN | FEB | MAR | APR | MAY | JUN | JUL | AUG | SEP | OCT | NOV | DEC | TOTAL | JAN | FEB | MAR | APR | MAY | JUN | JUL | AUG | SEP | OCT | NOV | DEC | TOTAL | | | | | | | | | | |
| EUR 12 | EINFUHR LEBENDER TIERE | | | | | | | | | | | | IMPORT OF LIVE ANIMALS | | | | | | | | | | | | IMPORTATION D'ANIMAUX VIVANTS | | | | | | | | | | | | | | | | | | | | | | | | |
| BELG-LUXEMBOURG | 2 | 3 | 2 | 3 | 2 | 2 | 1 | 1 | 2 | 4 | 5 | 8 | 37 | 1 | 1 | 2 | 2 | 2 | 1 | 1 | 1 | 1 | 1 | 1 | 1 | 13 | 0 | 0 | 0 | 1 | 0 | 0 | 0 | 0 | 0 | 0 | 0 | 0 | 0 | 4 | | | | | | | | | |
| DANMARK | - | - | - | - | - | - | - | - | - | - | - | - | - | - | - | - | - | - | - | - | - | - | - | - | - | - | - | - | - | - | - | - | - | - | - | - | - | - | - | | | | | | | | | | |
| DEUTSCHLAND | 2 | 2 | 2 | 3 | 2 | 1 | 2 | 2 | 4 | 5 | 5 | 7 | 36 | 3 | 2 | 2 | 2 | 2 | 3 | 1 | 1 | 3 | 2 | 2 | 1 | 24 | 1 | 1 | 2 | 2 | 2 | 1 | 1 | 1 | 1 | 1 | 1 | 1 | 1 | 1 | 1 | 1 | 1 | 1 | 1 | 1 | 1 | | |
| ELLADA | - | - | 0 | 0 | 0 | 0 | 0 | 0 | 0 | 0 | 0 | 0 | 1 | - | 0 | - | - | - | - | - | - | 0 | - | - | - | 1 | - | - | - | - | - | - | - | - | - | - | - | - | - | - | - | - | - | - | - | | | | |
| ESPAÑA | 0 | - | 0 | 0 | 0 | 0 | 0 | 0 | - | 0 | - | 0 | 0 | 0 | - | 0 | 0 | 0 | 0 | - | - | 0 | - | - | - | 0 | 0 | - | 0 | 0 | 0 | 0 | 0 | 0 | 0 | 0 | 0 | 0 | 0 | 0 | 0 | 0 | 0 | 0 | 0 | | | | |
| FRANCE | 5 | 4 | 5 | 6 | 7 | 6 | 6 | 5 | 6 | 5 | 5 | 3 | 61 | 3 | 4 | 6 | 6 | 6 | 7 | 6 | 6 | 6 | 4 | 4 | 7 | 64 | 5 | 7 | 9 | 10 | 11 | 9 | 9 | 6 | 6 | 6 | 4 | 4 | 7 | 6 | 6 | 6 | 6 | 6 | 6 | 6 | 6 | 6 | |
| IRELAND | 0 | - | - | - | - | - | - | - | - | 0 | 0 | 1 | 1 | - | - | - | - | - | - | - | - | - | - | - | - | - | - | - | - | - | - | - | - | - | - | - | - | - | - | - | - | - | - | - | - | | | | |
| ITALIA | 0 | 1 | 1 | 1 | 1 | 0 | 0 | 0 | 1 | 1 | 1 | 0 | 7 | 0 | 1 | 0 | 1 | 1 | 2 | 0 | 0 | 1 | 1 | 1 | 1 | 10 | 1 | 0 | 1 | 1 | 1 | 1 | 1 | 1 | 1 | 1 | 1 | 1 | 1 | 1 | 1 | 1 | 1 | 1 | 1 | 1 | 1 | | |
| NEDERLAND | 10 | 11 | 12 | 12 | 12 | 12 | 11 | 9 | 11 | 12 | 11 | 13 | 134 | 6 | 9 | 9 | 9 | 9 | 7 | 10 | 8 | 6 | 9 | 12 | 11 | 103 | 10 | 9 | 13 | 6 | 6 | 8 | 10 | 8 | 11 | 6 | 12 | 11 | 11 | 11 | 11 | 11 | 11 | 11 | 11 | 11 | 11 | 11 | |
| PORTUGAL | - | - | 0 | - | - | - | - | - | - | 0 | - | 0 | 0 | - | - | - | - | - | - | - | - | - | 0 | - | 0 | 0 | - | - | 0 | - | - | - | - | - | - | - | - | - | - | - | - | - | - | - | - | - | | | |
| UNITED KINGDOM | - | - | - | - | - | - | - | - | - | - | 0 | 1 | 1 | - | - | - | - | - | - | - | - | - | - | - | - | - | - | - | - | - | - | - | - | - | - | - | - | - | - | - | - | - | - | - | - | - | | | |
| EUR 12 | AUSFUHR LEBENDER TIERE | | | | | | | | | | | | EXPORT OF LIVE ANIMALS | | | | | | | | | | | | EXPORTATION D'ANIMAUX VIVANTS | | | | | | | | | | | | | | | | | | | | | | | | |
| BELG-LUXEMBOURG | 10 | 8 | 7 | 8 | 3 | 3 | 3 | 2 | 4 | 2 | 3 | 3 | 56 | 6 | 6 | 6 | 7 | 6 | 6 | 5 | 6 | 7 | 6 | 7 | 6 | 74 | 7 | 5 | 5 | 5 | 4 | 4 | 4 | 4 | 5 | 5 | 6 | 6 | 59 | | | | | | | | | | |
| DANMARK | 0 | 0 | 0 | 0 | 0 | 0 | 0 | 0 | 0 | 0 | 0 | 0 | 2 | 0 | 0 | 0 | 0 | 0 | 1 | 1 | 1 | 1 | 1 | 1 | 1 | 6 | 0 | 0 | 0 | 0 | 0 | 0 | 0 | 0 | 0 | 0 | 0 | 0 | 0 | 0 | 0 | 0 | 0 | 0 | 0 | 0 | | | |
| DEUTSCHLAND | 14 | 9 | 12 | 13 | 11 | 10 | 10 | 8 | 9 | 9 | 8 | 7 | 119 | 5 | 5 | 2 | 4 | 9 | 6 | 5 | 5 | 4 | 3 | 5 | 4 | 56 | 3 | 4 | 10 | 6 | 4 | 5 | 6 | 1 | 1 | 1 | 1 | 1 | 1 | 1 | 1 | 1 | 1 | 1 | 1 | 1 | 1 | 1 | 1 |
| ELLADA | - | - | - | - | - | - | - | - | - | - | - | - | - | - | - | - | - | - | - | - | - | - | - | - | - | - | - | - | - | - | - | - | - | - | - | - | - | - | - | - | - | - | - | - | - | - | | | |
| ESPAÑA | - | 0 | 0 | 1 | 1 | 1 | 2 | 1 | - | 0 | 0 | 0 | 7 | 0 | 0 | 1 | 0 | 0 | 0 | 1 | 0 | 0 | - | 0 | 4 | 0 | 0 | 0 | 0 | 0 | 0 | 0 | 0 | 0 | 0 | 0 | 0 | 0 | 0 | 0 | 0 | 0 | 0 | 0 | 0 | 0 | | | |
| FRANCE | 0 | 1 | 2 | 1 | 1 | 1 | 1 | 1 | 1 | 2 | 2 | 1 | 15 | 1 | 0 | 2 | 2 | 1 | 0 | 1 | 1 | 1 | 0 | 1 | 1 | 9 | 0 | 0 | 1 | 1 | 1 | 1 | 1 | 1 | 1 | 1 | 1 | 1 | 1 | 1 | 1 | 1 | 1 | 1 | 1 | 1 | 1 | 1 | |
| IRELAND | - | 0 | 0 | 0 | 0 | - | - | - | - | 1 | 1 | 1 | 4 | 1 | - | - | - | 0 | - | - | - | 4 | 3 | 0 | - | 8 | 0 | 0 | 0 | 0 | 0 | 0 | 0 | 0 | 0 | 0 | 0 | 0 | 0 | 0 | 0 | 0 | 0 | 0 | 0 | 0 | 0 | | |
| ITALIA | 0 | 0 | 0 | - | - | - | 0 | - | - | 0 | - | 0 | 0 | 0 | 0 | 0 | 0 | 0 | 0 | 1 | - | 1 | 0 | 1 | 4 | 0 | 0 | 0 | 0 | 0 | 0 | 0 | 0 | 0 | 0 | 0 | 0 | 0 | 0 | 0 | 0 | 0 | 0 | 0 | 0 | 0 | | | |
| NEDERLAND | 4 | 7 | 5 | 6 | 3 | 3 | 3 | 2 | 5 | 4 | 3 | 4 | 48 | 0 | 0 | 1 | 1 | 0 | 0 | 0 | 0 | 0 | 1 | 0 | 1 | 5 | 1 | 1 | 0 | 0 | 0 | 0 | 0 | 0 | 0 | 0 | 0 | 0 | 0 | 0 | 0 | 0 | 0 | 0 | 0 | 0 | 0 | 0 | |
| PORTUGAL | - | - | - | - | - | - | - | - | - | - | - | - | - | - | - | - | - | - | - | - | - | - | - | - | - | - | - | - | - | - | - | - | - | - | - | - | - | - | - | - | - | - | - | - | - | - | | | |
| UNITED KINGDOM | - | - | - | - | - | - | - | - | - | - | - | - | - | - | - | - | - | - | - | - | - | - | - | - | - | - | - | - | - | - | - | - | - | - | - | - | - | - | - | - | - | - | - | - | - | - | | | |
| EUR 12 | 1 | 1 | 1 | 0 | 0 | 0 | 0 | 0 | 0 | 0 | 0 | 0 | 3 | 1 | 1 | 1 | 0 | 0 | 0 | 0 | 0 | 0 | 0 | 0 | 0 | 3 | 1 | 1 | 1 | 0 | 0 | 0 | 0 | 0 | 0 | 0 | 0 | 0 | 0 | 0 | 0 | 0 | 0 | 0 | 0 | 0 | | | |

| | COWS | | | | | | | | | | | | | | VACHES | | | | | | | | | | | | | | | | | | | | | | | | | | | | | | | | | | | | | | | | | | | | | | | | | | | | | | | | | | | | | | | | | | | | | | | | | | | | | | | | | | | | | | | | | | | | | | | | | | | | | | | | | | | | | | | | | | | | | | | | | | | | | | | | | | | | | | | | | | | | | | | | | | | | | | | | | | | | | | | | | | | | | | | | | | | | | | | | | | | | | | | | | | | | | | | | | | | | | | | | | | | | | | | | | | | | | | | | | | | | | | | | | | | | | | | | | | | | | | | | | | | | | | | | | | | | | | | | | | | | | | | | | | | | | | | | | | | | | | | | | | | | | | | | | | | | | | | | | | | | | | | | | | | | | | | | | | | | | | | | | | | | | | | | | | | | | | | | | | | | | | | | | | | | | | | | | | | | | | | | | | | | | | | | | | | | | | | | | | | | | | | | | | | | | | | | | | | | | | | | | | | | | | | | | | | | | | | | | | | | | | | | | | | | | | | | | | | | | | | | | | | | | | | | | | | | | | | | | | | | | | | | | | | | | | | | | | | | | | | | | | | | | | | | | | | | | | | | | | | | | | | | | | | | | | | | | | | | | | | | | | | | | | | | | | | | | | | | | | | | | | | | | | | | | | | | | | | | | | | | | | | | | | | | | | | | | | | | | | | | | | | | | | | | | | | | | | | | | | | | | | | | | | | | | | | | | | | | | | | | | | | | | | | | | | | | | | | | | | | | | | | | | | | | | | | | | | | | | | | | | | | | | | | | | | | | | | | | | | | | | | | | | | | | | | | | | | | | | | | | | | | | | | | | | | | | | | | | | | | | | | | | | | | | | | | | | | | | | | | | | | | | | | | | | | | | | | | | | | | | | | | | | | | | | | | | | | | | | | | | | | | | | | | | | | | | | | | | | | | | | | | | | | | | | | | | | | | | | | | | | | | | | | | | | | | | | | | | | | | | | | | | | | | | | | | | | | | | | | | | | | | | | | | | | | | | | | | | | | | | | | | | | | | | | | | | | | | | | | | | | | | | | | | | | | | | | | | | | | | | | | | | | | | | | | | | | | | | | | | | | | | | | | | | | | | | | | | | | | | | | | | | | | | | | | | | | | | | | | | | | | | | | | | | | | | | | | | | | | | | | | | | | | | | | | | | | | | | | | | | | | | | | | | | | | | | | | | | | | | | | | | | | | | | | | | | | | | | | | | | | | | | | | | | | | | | | | | | | | | | | | | | | | | | | | | | | | | | | | | | | | | | | | | | | | | | | | | | | | | | | | | | | | | | | | | | | | | | | | | | | | | | | | | | | | | | | | |
|-----------------|------------------------|-----|-----|-----|-----|-----|-----|-----|-----|-----|-----|-----|-------|-----|------------------------|--------------------|---|-----------------|----|----|----|----|----|----|----|----|----|----|-------------------------------|----|----|-----|--|--|--|-----------------|----|----|----|----|----|----|----|----|----|----|----|----|----|-----|--|--|--|-----------------|----|----|----|----|----|----|----|----|----|----|----|----|----|-----|--|--|--|-----------------|----|----|----|----|----|----|----|----|----|----|----|----|----|-----|--|--|--|-----------------|----|----|----|----|----|----|----|----|----|----|----|----|----|-----|--|--|--|-----------------|----|----|----|----|----|----|----|----|----|----|----|----|----|-----|--|--|--|-----------------|----|----|----|----|----|----|----|----|----|----|----|----|----|-----|--|--|--|-----------------|----|----|----|----|----|----|----|----|----|----|----|----|----|-----|--|--|--|-----------------|----|----|----|----|----|----|----|----|----|----|----|----|----|-----|--|--|--|-----------------|----|----|----|----|----|----|----|----|----|----|----|----|----|-----|--|--|--|-----------------|----|----|----|----|----|----|----|----|----|----|----|----|----|-----|--|--|--|-----------------|----|----|----|----|----|----|----|----|----|----|----|----|----|-----|--|--|--|-----------------|----|----|----|----|----|----|----|----|----|----|----|----|----|-----|--|--|--|-----------------|----|----|----|----|----|----|----|----|----|----|----|----|----|-----|--|--|--|-----------------|----|----|----|----|----|----|----|----|----|----|----|----|----|-----|--|--|--|-----------------|----|----|----|----|----|----|----|----|----|----|----|----|----|-----|--|--|--|-----------------|----|----|----|----|----|----|----|----|----|----|----|----|----|-----|--|--|--|-----------------|----|----|----|----|----|----|----|----|----|----|----|----|----|-----|--|--|--|-----------------|----|----|----|----|----|----|----|----|----|----|----|----|----|-----|--|--|--|-----------------|----|----|----|----|----|----|----|----|----|----|----|----|----|-----|--|--|--|-----------------|----|----|----|----|----|----|----|----|----|----|----|----|----|-----|--|--|--|-----------------|----|----|----|----|----|----|----|----|----|----|----|----|----|-----|--|--|--|-----------------|----|----|----|----|----|----|----|----|----|----|----|----|----|-----|--|--|--|-----------------|----|----|----|----|----|----|----|----|----|----|----|----|----|-----|--|--|--|-----------------|----|----|----|----|----|----|----|----|----|----|----|----|----|-----|--|--|--|-----------------|----|----|----|----|----|----|----|----|----|----|----|----|----|-----|--|--|--|-----------------|----|----|----|----|----|----|----|----|----|----|----|----|----|-----|--|--|--|-----------------|----|----|----|----|----|----|----|----|----|----|----|----|----|-----|--|--|--|-----------------|----|----|----|----|----|----|----|----|----|----|----|----|----|-----|--|--|--|-----------------|----|----|----|----|----|----|----|----|----|----|----|----|----|-----|--|--|--|-----------------|----|----|----|----|----|----|----|----|----|----|----|----|----|-----|--|--|--|-----------------|----|----|----|----|----|----|----|----|----|----|----|----|----|-----|--|--|--|-----------------|----|----|----|----|----|----|----|----|----|----|----|----|----|-----|--|--|--|-----------------|----|----|----|----|----|----|----|----|----|----|----|----|----|-----|--|--|--|-----------------|----|----|----|----|----|----|----|----|----|----|----|----|----|-----|--|--|--|-----------------|----|---|---|---|---|---|---|---|---|---|---|---|---|----|--|--|--|----------------|----|---|---|---|---|---|---|---|---|---|---|---|---|----|--|--|--|----------------|----|---|---|---|---|---|---|---|---|---|---|---|---|----|--|--|--|----------------|----|---|---|---|---|---|---|---|---|---|---|---|---|----|--|--|--|----------------|----|---|---|---|---|---|---|---|---|---|---|---|---|----|--|--|--|----------------|----|---|---|---|---|---|---|---|---|---|---|---|---|----|--|--|--|----------------|----|---|---|---|---|---|---|---|---|---|---|---|---|----|--|--|--|----------------|----|---|---|---|---|---|---|---|---|---|---|---|---|----|--|--|--|----------------|----|---|---|---|---|---|---|---|---|---|---|---|---|----|--|--|--|----------------|----|---|---|---|---|---|---|---|---|---|---|---|---|----|--|--|--|----------------|----|---|---|---|---|---|---|---|---|---|---|---|---|----|--|--|--|----------------|----|---|---|---|---|---|---|---|---|---|---|---|---|----|--|--|--|----------------|----|---|---|---|---|---|---|---|---|---|---|---|---|----|--|--|--|----------------|----|---|---|---|---|---|---|---|---|---|---|---|---|----|--|--|--|----------------|----|---|---|---|---|---|---|---|---|---|---|---|---|----|--|--|--|----------------|----|---|---|---|---|---|---|---|---|---|---|---|---|----|--|--|--|----------------|----|---|---|---|---|---|---|---|---|---|---|---|---|----|--|--|--|----------------|----|---|---|---|---|---|---|---|---|---|---|---|---|----|--|--|--|----------------|----|---|---|---|---|---|---|---|---|---|---|---|---|----|--|--|--|----------------|----|---|---|---|---|---|---|---|---|---|---|---|---|----|--|--|--|----------------|----|---|---|---|---|---|---|---|---|---|---|---|---|----|--|--|--|----------------|----|---|---|---|---|---|---|---|---|---|---|---|---|----|--|--|--|----------------|----|---|---|---|---|---|---|---|---|---|---|---|---|----|--|--|--|----------------|----|---|---|---|---|---|---|---|---|---|---|---|---|---|--|--|--|----------------|----|---|---|---|---|---|---|---|---|---|---|---|---|---|--|--|--|----------------|----|---|---|---|---|---|---|---|---|---|---|---|---|---|--|--|--|----------------|----|---|---|---|---|---|---|---|---|---|---|---|---|---|--|--|--|----------------|----|---|---|---|---|---|---|---|---|---|---|---|---|---|--|--|--|----------------|----|---|---|---|---|---|---|---|---|---|---|---|---|---|--|--|--|
| | EXTERNAL TRADE | | | | | | | | | | | | | | | COMMERCE EXTERIEUR | | | | | | | | | | | | | | | | | | | | | | | | | | | | | | | | | | | | | | | | | | | | | | | | | | | | | | | | | | | | | | | | | | | | | | | | | | | | | | | | | | | | | | | | | | | | | | | | | | | | | | | | | | | | | | | | | | | | | | | | | | | | | | | | | | | | | | | | | | | | | | | | | | | | | | | | | | | | | | | | | | | | | | | | | | | | | | | | | | | | | | | | | | | | | | | | | | | | | | | | | | | | | | | | | | | | | | | | | | | | | | | | | | | | | | | | | | | | | | | | | | | | | | | | | | | | | | | | | | | | | | | | | | | | | | | | | | | | | | | | | | | | | | | | | | | | | | | | | | | | | | | | | | | | | | | | | | | | | | | | | | | | | | | | | | | | | | | | | | | | | | | | | | | | | | | | | | | | | | | | | | | | | | | | | | | | | | | | | | | | | | | | | | | | | | | | | | | | | | | | | | | | | | | | | | | | | | | | | | | | | | | | | | | | | | | | | | | | | | | | | | | | | | | | | | | | | | | | | | | | | | | | | | | | | | | | | | | | | | | | | | | | | | | | | | | | | | | | | | | | | | | | | | | | | | | | | | | | | | | | | | | | | | | | | | | | | | | | | | | | | | | | | | | | | | | | | | | | | | | | | | | | | | | | | | | | | | | | | | | | | | | | | | | | | | | | | | | | | | | | | | | | | | | | | | | | | | | | | | | | | | | | | | | | | | | | | | | | | | | | | | | | | | | | | | | | | | | | | | | | | | | | | | | | | | | | | | | | | | | | | | | | | | | | | | | | | | | | | | | | | | | | | | | | | | | | | | | | | | | | | | | | | | | | | | | | | | | | | | | | | | | | | | | | | | | | | | | | | | | | | | | | | | | | | | | | | | | | | | | | | | | | | | | | | | | | | | | | | | | | | | | | | | | | | | | | | | | | | | | | | | | | | | | | | | | | | | | | | | | | | | | | | | | | | | | | | | | | | | | | | | | | | | | | | | | | | | | | | | | | | | | | | | | | | | | | | | | | | | | | | | | | | | | | | | | | | | | | | | | | | | | | | | | | | | | | | | | | | | | | | | | | | | | | | | | | | | | | | | | | | | | | | | | | | | | | | | | | | | | | | | | | | | | | | | | | | | | | | | | | | | | | | | | | | | | | | | | | | | | | | | | | | | | | | | | | | | | | | | | | | | | | | | | | | | | | | | | | | | | | | | | | | | | | | | | | | | | | | | | | | | | | | | | | | | | | | | | | | | | | | | | | | | | | | | | | | | | | | | | | | | | | | | | | | | | | | | | | | | | | | | | | | | | | | | | | | |
| | AUSSENHANDEL | | | | | | | | | | | | | | | | | | | | | | | | | | | | | | | | | | | | | | | | | | | | | | | | | | | | | | | | | | | | | | | | | | | | | | | | | | | | | | | | | | | | | | | | | | | | | | | | | | | | | | | | | | | | | | | | | | | | | | | | | | | | | | | | | | | | | | | | | | | | | | | | | | | | | | | | | | | | | | | | | | | | | | | | | | | | | | | | | | | | | | | | | | | | | | | | | | | | | | | | | | | | | | | | | | | | | | | | | | | | | | | | | | | | | | | | | | | | | | | | | | | | | | | | | | | | | | | | | | | | | | | | | | | | | | | | | | | | | | | | | | | | | | | | | | | | | | | | | | | | | | | | | | | | | | | | | | | | | | | | | | | | | | | | | | | | | | | | | | | | | | | | | | | | | | | | | | | | | | | | | | | | | | | | | | | | | | | | | | | | | | | | | | | | | | | | | | | | | | | | | | | | | | | | | | | | | | | | | | | | | | | | | | | | | | | | | | | | | | | | | | | | | | | | | | | | | | | | | | | | | | | | | | | | | | | | | | | | | | | | | | | | | | | | | | | | | | | | | | | | | | | | | | | | | | | | | | | | | | | | | | | | | | | | | | | | | | | | | | | | | | | | | | | | | | | | | | | | | | | | | | | | | | | | | | | | | | | | | | | | | | | | | | | | | | | | | | | | | | | | | | | | | | | | | | | | | | | | | | | | | | | | | | | | | | | | | | | | | | | | | | | | | | | | | | | | | | | | | | | | | | | | | | | | | | | | | | | | | | | | | | | | | | | | | | | | | | | | | | | | | | | | | | | | | | | | | | | | | | | | | | | | | | | | | | | | | | | | | | | | | | | | | | | | | | | | | | | | | | | | | | | | | | | | | | | | | | | | | | | | | | | | | | | | | | | | | | | | | | | | | | | | | | | | | | | | | | | | | | | | | | | | | | | | | | | | | | | | | | | | | | | | | | | | | | | | | | | | | | | | | | | | | | | | | | | | | | | | | | | | | | | | | | | | | | | | | | | | | | | | | | | | | | | | | | | | | | | | | | | | | | | | | | | | | | | | | | | | | | | | | | | | | | | | | | | | | | | | | | | | | | | | | | | | | | | | | | | | | | | | | | | | | | | | | | | | | | | | | | | | | | | | | | | | | | | | | | | | | | | | | | | | | | | | | | | | | | | | | | | | | | | | | | | | | | | | | | | | | | | | | | | | | | | | | | | | | | | | | | | | | | | | | | | | | | | | | | | | | | | | | | | | | | | | | | | | | | | | | | | | | | | | | | | | | | | | | | | | | | | | | | | | | | | | | | | | | | | | | | | | | | | | | | | | |
| | I | I | I | I | I | I | I | I | I | I | I | I | I | I | I | I | I | | | | | | | | | | | | | | | | | | | | | | | | | | | | | | | | | | | | | | | | | | | | | | | | | | | | | | | | | | | | | | | | | | | | | | | | | | | | | | | | | | | | | | | | | | | | | | | | | | | | | | | | | | | | | | | | | | | | | | | | | | | | | | | | | | | | | | | | | | | | | | | | | | | | | | | | | | | | | | | | | | | | | | | | | | | | | | | | | | | | | | | | | | | | | | | | | | | | | | | | | | | | | | | | | | | | | | | | | | | | | | | | | | | | | | | | | | | | | | | | | | | | | | | | | | | | | | | | | | | | | | | | | | | | | | | | | | | | | | | | | | | | | | | | | | | | | | | | | | | | | | | | | | | | | | | | | | | | | | | | | | | | | | | | | | | | | | | | | | | | | | | | | | | | | | | | | | | | | | | | | | | | | | | | | | | | | | | | | | | | | | | | | | | | | | | | | | | | | | | | | | | | | | | | | | | | | | | | | | | | | | | | | | | | | | | | | | | | | | | | | | | | | | | | | | | | | | | | | | | | | | | | | | | | | | | | | | | | | | | | | | | | | | | | | | | | | | | | | | | | | | | | | | | | | | | | | | | | | | | | | | | | | | | | | | | | | | | | | | | | | | | | | | | | | | | | | | | | | | | | | | | | | | | | | | | | | | | | | | | | | | | | | | | | | | | | | | | | | | | | | | | | | | | | | | | | | | | | | | | | | | | | | | | | | | | | | | | | | | | | | | | | | | | | | | | | | | | | | | | | | | | | | | | | | | | | | | | | | | | | | | | | | | | | | | | | | | | | | | | | | | | | | | | | | | | | | | | | | | | | | | | | | | | | | | | | | | | | | | | | | | | | | | | | | | | | | | | | | | | | | | | | | | | | | | | | | | | | | | | | | | | | | | | | | | | | | | | | | | | | | | | | | | | | | | | | | | | | | | | | | | | | | | | | | | | | | | | | | | | | | | | | | | | | | | | | | | | | | | | | | | | | | | | | | | | | | | | | | | | | | | | | | | | | | | | | | | | | | | | | | | | | | | | | | | | | | | | | | | | | | | | | | | | | | | | | | | | | | | | | | | | | | | | | | | | | | | | | | | | | | | | | | | | | | | | | | | | | | | | | | | | | | | | | | | | | | | | | | | | | | | | | | | | | | | | | | | | | | | | | | | | | | | | | | | | | | | | | | | | | | | | | | | | | | | | | | | | | | | | | | | | | | | | | | | | | | | | | | | | | | | | | | | | | | | | | | | | | | | | | | | | | | | | | | | | | | | | | | | | | | | | | | | | | | | | | | | | | | | | | | | | | | | | | | | | | |
| | JAN | FEB | MAR | APR | MAY | JUN | JUL | AUG | SEP | OCT | NOV | DEC | TOTAL | | | | | | | | | | | | | | | | | | | | | | | | | | | | | | | | | | | | | | | | | | | | | | | | | | | | | | | | | | | | | | | | | | | | | | | | | | | | | | | | | | | | | | | | | | | | | | | | | | | | | | | | | | | | | | | | | | | | | | | | | | | | | | | | | | | | | | | | | | | | | | | | | | | | | | | | | | | | | | | | | | | | | | | | | | | | | | | | | | | | | | | | | | | | | | | | | | | | | | | | | | | | | | | | | | | | | | | | | | | | | | | | | | | | | | | | | | | | | | | | | | | | | | | | | | | | | | | | | | | | | | | | | | | | | | | | | | | | | | | | | | | | | | | | | | | | | | | | | | | | | | | | | | | | | | | | | | | | | | | | | | | | | | | | | | | | | | | | | | | | | | | | | | | | | | | | | | | | | | | | | | | | | | | | | | | | | | | | | | | | | | | | | | | | | | | | | | | | | | | | | | | | | | | | | | | | | | | | | | | | | | | | | | | | | | | | | | | | | | | | | | | | | | | | | | | | | | | | | | | | | | | | | | | | | | | | | | | | | | | | | | | | | | | | | | | | | | | | | | | | | | | | | | | | | | | | | | | | | | | | | | | | | | | | | | | | | | | | | | | | | | | | | | | | | | | | | | | | | | | | | | | | | | | | | | | | | | | | | | | | | | | | | | | | | | | | | | | | | | | | | | | | | | | | | | | | | | | | | | | | | | | | | | | | | | | | | | | | | | | | | | | | | | | | | | | | | | | | | | | | | | | | | | | | | | | | | | | | | | | | | | | | | | | | | | | | | | | | | | | | | | | | | | | | | | | | | | | | | | | | | | | | | | | | | | | | | | | | | | | | | | | | | | | | | | | | | | | | | | | | | | | | | | | | | | | | | | | | | | | | | | | | | | | | | | | | | | | | | | | | | | | | | | | | | | | | | | | | | | | | | | | | | | | | | | | | | | | | | | | | | | | | | | | | | | | | | | | | | | | | | | | | | | | | | | | | | | | | | | | | | | | | | | | | | | | | | | | | | | | | | | | | | | | | | | | | | | | | | | | | | | | | | | | | | | | | | | | | | | | | | | | | | | | | | | | | | | | | | | | | | | | | | | | | | | | | | | | | | | | | | | | | | | | | | | | | | | | | | | | | | | | | | | | | | | | | | | | | | | | | | | | | | | | | | | | | | | | | | | | | | | | | | | | | | | | | | | | | | | | | | | | | | | | | | | | | | | | | | | | | | | | | | | | | | | | | | | | | | | | | | | | | | | | | | | | | | | | | | | | | | | | | | | | | | | | | | | | | | | | | | | | | | | | | | | | | | | | | |
| | 1000 TONNEN | | | | | | | | | | | | | | 1000 TONS | 1000 TONNES | | | | | | | | | | | | | | | | | | | | | | | | | | | | | | | | | | | | | | | | | | | | | | | | | | | | | | | | | | | | | | | | | | | | | | | | | | | | | | | | | | | | | | | | | | | | | | | | | | | | | | | | | | | | | | | | | | | | | | | | | | | | | | | | | | | | | | | | | | | | | | | | | | | | | | | | | | | | | | | | | | | | | | | | | | | | | | | | | | | | | | | | | | | | | | | | | | | | | | | | | | | | | | | | | | | | | | | | | | | | | | | | | | | | | | | | | | | | | | | | | | | | | | | | | | | | | | | | | | | | | | | | | | | | | | | | | | | | | | | | | | | | | | | | | | | | | | | | | | | | | | | | | | | | | | | | | | | | | | | | | | | | | | | | | | | | | | | | | | | | | | | | | | | | | | | | | | | | | | | | | | | | | | | | | | | | | | | | | | | | | | | | | | | | | | | | | | | | | | | | | | | | | | | | | | | | | | | | | | | | | | | | | | | | | | | | | | | | | | | | | | | | | | | | | | | | | | | | | | | | | | | | | | | | | | | | | | | | | | | | | | | | | | | | | | | | | | | | | | | | | | | | | | | | | | | | | | | | | | | | | | | | | | | | | | | | | | | | | | | | | | | | | | | | | | | | | | | | | | | | | | | | | | | | | | | | | | | | | | | | | | | | | | | | | | | | | | | | | | | | | | | | | | | | | | | | | | | | | | | | | | | | | | | | | | | | | | | | | | | | | | | | | | | | | | | | | | | | | | | | | | | | | | | | | | | | | | | | | | | | | | | | | | | | | | | | | | | | | | | | | | | | | | | | | | | | | | | | | | | | | | | | | | | | | | | | | | | | | | | | | | | | | | | | | | | | | | | | | | | | | | | | | | | | | | | | | | | | | | | | | | | | | | | | | | | | | | | | | | | | | | | | | | | | | | | | | | | | | | | | | | | | | | | | | | | | | | | | | | | | | | | | | | | | | | | | | | | | | | | | | | | | | | | | | | | | | | | | | | | | | | | | | | | | | | | | | | | | | | | | | | | | | | | | | | | | | | | | | | | | | | | | | | | | | | | | | | | | | | | | | | | | | | | | | | | | | | | | | | | | | | | | | | | | | | | | | | | | | | | | | | | | | | | | | | | | | | | | | | | | | | | | | | | | | | | | | | | | | | | | | | | | | | | | | | | | | | | | | | | | | | | | | | | | | | | | | | | | | | | | | | | | | | | | | | | | | | | | | | | | | | | | | | | | | | | | | | | | | | | | | | | | | | | | | | | | | | | | | | | | | | | | | | | | | | | | | | | | | | | | | | | | | | | | | | | | | |
| | EINFUHR LEBENDER TIERE | | | | | | | | | | | | | | IMPORT OF LIVE ANIMALS | | | | | | | | | | | | | | IMPORTATION D'ANIMAUX VIVANTS | | | | | | | | | | | | | | | | | | | | | | | | | | | | | | | | | | | | | | | | | | | | | | | | | | | | | | | | | | | | | | | | | | | | | | | | | | | | | | | | | | | | | | | | | | | | | | | | | | | | | | | | | | | | | | | | | | | | | | | | | | | | | | | | | | | | | | | | | | | | | | | | | | | | | | | | | | | | | | | | | | | | | | | | | | | | | | | | | | | | | | | | | | | | | | | | | | | | | | | | | | | | | | | | | | | | | | | | | | | | | | | | | | | | | | | | | | | | | | | | | | | | | | | | | | | | | | | | | | | | | | | | | | | | | | | | | | | | | | | | | | | | | | | | | | | | | | | | | | | | | | | | | | | | | | | | | | | | | | | | | | | | | | | | | | | | | | | | | | | | | | | | | | | | | | | | | | | | | | | | | | | | | | | | | | | | | | | | | | | | | | | | | | | | | | | | | | | | | | | | | | | | | | | | | | | | | | | | | | | | | | | | | | | | | | | | | | | | | | | | | | | | | | | | | | | | | | | | | | | | | | | | | | | | | | | | | | | | | | | | | | | | | | | | | | | | | | | | | | | | | | | | | | | | | | | | | | | | | | | | | | | | | | | | | | | | | | | | | | | | | | | | | | | | | | | | | | | | | | | | | | | | | | | | | | | | | | | | | | | | | | | | | | | | | | | | | | | | | | | | | | | | | | | | | | | | | | | | | | | | | | | | | | | | | | | | | | | | | | | | | | | | | | | | | | | | | | | | | | | | | | | | | | | | | | | | | | | | | | | | | | | | | | | | | | | | | | | | | | | | | | | | | | | | | | | | | | | | | | | | | | | | | | | | | | | | | | | | | | | | | | | | | | | | | | | | | | | | | | | | | | | | | | | | | | | | | | | | | | | | | | | | | | | | | | | | | | | | | | | | | | | | | | | | | | | | | | | | | | | | | | | | | | | | | | | | | | | | | | | | | | | | | | | | | | | | | | | | | | | | | | | | | | | | | | | | | | | | | | | | | | | | | | | | | | | | | | | | | | | | | | | | | | | | | | | | | | | | | | | | | | | | | | | | | | | | | | | | | | | | | | | | | | | | | | | | | | | | | | | | | | | | | | | | | | | | | | | | | | | | | | | | | | | | | | | | | | | | | | | | | | | | | | | | | | | | | | | | | | | | | | | | | | | | | | | | | | | | | | | | | | | | | | | | | | | | | | | | | | | | | | | | | | | | | | | | | | | | | | | | | | | | | | | | | | | | | | | | | | | | | | | | | | | | | | | | | | | | | | | | | | | | | | | | | | | | | | | | | | | | |
| EUR 12 | 92 | 1: | 1: | 1: | 1: | 1: | 0: | 0: | 0: | 1: | 1: | 1: | 2: | 11: | | | | BELG-LUXEMBOURG | 92 | 0 | 0 | 0 | 0 | 0 | 0 | 0 | 0 | 0 | 0 | 0 | 0 | 4 | | | | | 93 | 0 | 0 | 0 | 0 | 0 | 0 | 0 | 0 | 0 | 0 | 0 | 0 | 1 | | | | DANMARK | 92 | - | - | - | - | - | - | - | - | - | - | - | - | - | | | | | 93 | - | - | - | - | - | - | - | - | - | - | - | - | - | | | | | 94 | - | - | - | - | - | - | - | - | - | - | - | - | - | | | | DEUTSCHLAND | 92 | 1 | 1 | 0 | 1 | 0 | 0 | 1 | 1 | 1 | 1 | 1 | 2 | 10 | | | | | 93 | 1 | 1 | 1 | 0 | 1 | 1 | 0 | 1 | 1 | 1 | 1 | 0 | 7 | | | | | 94 | 0 | 0 | 1 | 1 | 1 | 0 | 0 | 0 | 0 | 0 | 0 | 0 | 7 | | | | ELLADA | 92 | - | - | 0 | 0 | 0 | 0 | - | - | - | 0 | - | - | 0 | | | | | 93 | - | - | - | - | - | - | - | - | - | - | - | - | - | | | | ESPAÑA | 92 | - | - | 0 | 0 | 0 | 0 | 0 | - | 0 | - | - | - | 0 | | | | | 93 | - | - | 0 | 0 | 0 | 0 | 0 | - | 0 | - | - | - | 0 | | | | | 94 | 0 | 0 | 0 | - | : | : | : | : | : | : | : | : | : | | | | FRANCE | 92 | 1 | 1 | 1 | 2 | 2 | 2 | 2 | 2 | 2 | 2 | 2 | 1 | 19 | | | | | 93 | 1 | 1 | 1 | 1 | 2 | 2 | 1 | 1 | 1 | 1 | 1 | 2 | 16 | | | | | 94 | 1 | 2 | 2 | 2 | 2 | 2 | : | : | : | : | : | : | : | | | | IRELAND | 92 | - | - | - | - | - | - | - | - | 0 | 0 | 0 | 0 | 0 | | | | | 93 | - | - | - | - | - | - | - | - | : | : | : | : | : | | | | | 94 | - | - | - | - | - | - | - | - | : | : | : | : | : | | | | ITALIA | 92 | 0 | 0 | 0 | 0 | 0 | 0 | 0 | 0 | 0 | 0 | 0 | 0 | 2 | | | | | 93 | 0 | 0 | 0 | 0 | 0 | 0 | 0 | 0 | 0 | 0 | 0 | 0 | 3 | | | | | 94 | 0 | 0 | 0 | 0 | 0 | 0 | 0 | 0 | 0 | 0 | 0 | 0 | 3 | | | | NEDERLAND | 92 | 3 | 3 | 4 | 4 | 3 | 3 | 3 | 3 | 3 | 3 | 3 | 4 | 40 | | | | | 93 | 2 | 2 | 2 | 2 | 3 | 2 | 3 | 2 | 2 | 2 | 4 | 3 | 29 | | | | | 94 | 3 | 2 | 3 | 2 | 2 | 2 | : | : | : | : | : | : | : | | | | PORTUGAL | 92 | - | - | 0 | 0 | - | - | - | - | - | - | - | 0 | 0 | | | | | 93 | - | - | - | - | - | - | - | - | - | - | - | - | - | | | | | 94 | - | - | - | - | - | - | - | - | - | - | - | - | - | | | | UNITED KINGDOM | 92 | - | - | - | - | - | - | - | - | - | - | - | - | - | | | | | 93 | - | - | - | - | - | - | - | - | - | - | - | - | - | | | | | 94 | - | - | - | - | - | - | - | - | - | - | - | - | - | | | | | 92 | - | - | - | - | - | - | - | - | - | - | - | - | - | | | | | 93 | - | - | - | - | - | - | - | - | - | - | - | - | - | | | | | 94 | - | - | - | - | - | - | - | - | - | - | - | - | - | | | | | 92 | 2: | 2: | 2: | 2: | 0: | 1: | 1: | 0: | 1: | 0: | 1: | 1: | 13: | | | | BELG-LUXEMBOURG | 92 | 2 | 2 | 2 | 2 | 2 | 2 | 2 | 2 | 2 | 2 | 2 | 2 | 23 | | | | | 93 | 2 | 2 | 2 | 1 | 2 | 1 | 1 | 1 | 1 | 2 | 2 | 2 | 19 | | | | DANMARK | 92 | - | 0 | 0 | 0 | 0 | 0 | 0 | 0 | 0 | 0 | 0 | 0 | 0 | | | | | 93 | - | 0 | 0 | 0 | 0 | 0 | 0 | 0 | 0 | 0 | 0 | 0 | 1 | | | | | 94 | 0 | 0 | 0 | 0 | 0 | 0 | 0 | 0 | 0 | 0 | 0 | 0 | 1 | | | | DEUTSCHLAND | 92 | 4 | 2 | 3 | 4 | 3 | 3 | 3 | 2 | 2 | 2 | 2 | 2 | 33 | | | | | 93 | 1 | 1 | 0 | 1 | 2 | 2 | 1 | 1 | 1 | 1 | 1 | 1 | 14 | | | | | 94 | 1 | 1 | 2 | 1 | 1 | 1 | 1 | : | : | : | : | : | : | | | | ELLADA | 92 | - | - | - | - | - | - | - | - | - | - | - | - | - | | | | | 93 | - | - | - | - | - | - | - | - | - | - | - | - | - | | | | ESPAÑA | 92 | - | 0 | 0 | 0 | 0 | 0 | 1 | 0 | 0 | 0 | 0 | 0 | 2 | | | | | 93 | 0 | 0 | 0 | 0 | 0 | 0 | 0 | 0 | 0 | 0 | 0 | 0 | 1 | | | | | 94 | 0 | - | 0 | - | : | : | : | : | : | : | : | : | : | | | | FRANCE | 92 | 0 | 0 | 0 | 0 | 0 | 0 | 0 | 0 | 0 | 0 | 0 | 0 | 4 | | | | | 93 | 0 | 0 | 0 | 0 | 0 | 0 | 0 | 0 | 0 | 0 | 0 | 0 | 2 | | | | | 94 | 0 | 0 | 0 | 0 | 0 | 0 | 0 | 0 | 0 | 0 | 0 | 0 | 0 | | | | IRELAND | 92 | - | 0 | - | 0 | - | - | - | - | 0 | 0 | 0 | 0 | 1 | | | | | 93 | 0 | - | - | - | 0 | - | - | - | 1 | 0 | 0 | 0 | 1 | | | | | 94 | - | - | - | - | - | - | - | - | : | : | : | : | : | | | | ITALIA | 92 | 0 | 0 | 0 | - | - | 0 | - | - | 0 | - | - | - | 0 | | | | | 93 | 0 | 0 | 0 | 0 | 0 | 0 | 0 | - | 0 | 0 | 0 | 0 | 1 | | | | | 94 | 0 | 0 | 0 | 0 | 0 | 0 | 0 | 0 | 0 | 0 | 0 | 0 | 1 | | | | NEDERLAND | 92 | 1 | 2 | 1 | 2 | 1 | 1 | 1 | 1 | 1 | 1 | 1 | 1 | 14 | | | | | 93 | 0 | 0 | 0 | 0 | 0 | 0 | 0 | 0 | 0 | 0 | 0 | 0 | 2 | | | | | 94 | 0 | 0 | 0 | 0 | 0 | 0 | 0 | 0 | 0 | 0 | 0 | 0 | 2 | | | | PORTUGAL | 92 | - | - | - | - | - | - | - | - | - | - | - | - | - | | | | | 93 | - | - | - | - | - | - | - | - | - | - | - | - | - | | | | | 94 | - | - | - | - | - | - | - | - | - | - | - | - | - | | | | UNITED KINGDOM | 92 | 0 | 0 | 0 | 0 | - | 0 | 0 | - | - | - | - | - | 1 | | | |
| BELG-LUXEMBOURG | 92 | 0 | 0 | 0 | 0 | 0 | 0 | 0 | 0 | 0 | 0 | 0 | 0 | 4 | | | | | 93 | 0 | 0 | 0 | 0 | 0 | 0 | 0 | 0 | 0 | 0 | 0 | 0 | 1 | | | | DANMARK | 92 | - | - | - | - | - | - | - | - | - | - | - | - | - | | | | | 93 | - | - | - | - | - | - | - | - | - | - | - | - | - | | | | | 94 | - | - | - | - | - | - | - | - | - | - | - | - | - | | | | DEUTSCHLAND | 92 | 1 | 1 | 0 | 1 | 0 | 0 | 1 | 1 | 1 | 1 | 1 | 2 | 10 | | | | | 93 | 1 | 1 | 1 | 0 | 1 | 1 | 0 | 1 | 1 | 1 | 1 | 0 | 7 | | | | | 94 | 0 | 0 | 1 | 1 | 1 | 0 | 0 | 0 | 0 | 0 | 0 | 0 | 7 | | | | ELLADA | 92 | - | - | 0 | 0 | 0 | 0 | - | - | - | 0 | - | - | 0 | | | | | 93 | - | - | - | - | - | - | - | - | - | - | - | - | - | | | | ESPAÑA | 92 | - | - | 0 | 0 | 0 | 0 | 0 | - | 0 | - | - | - | 0 | | | | | 93 | - | - | 0 | 0 | 0 | 0 | 0 | - | 0 | - | - | - | 0 | | | | | 94 | 0 | 0 | 0 | - | : | : | : | : | : | : | : | : | : | | | | FRANCE | 92 | 1 | 1 | 1 | 2 | 2 | 2 | 2 | 2 | 2 | 2 | 2 | 1 | 19 | | | | | 93 | 1 | 1 | 1 | 1 | 2 | 2 | 1 | 1 | 1 | 1 | 1 | 2 | 16 | | | | | 94 | 1 | 2 | 2 | 2 | 2 | 2 | : | : | : | : | : | : | : | | | | IRELAND | 92 | - | - | - | - | - | - | - | - | 0 | 0 | 0 | 0 | 0 | | | | | 93 | - | - | - | - | - | - | - | - | : | : | : | : | : | | | | | 94 | - | - | - | - | - | - | - | - | : | : | : | : | : | | | | ITALIA | 92 | 0 | 0 | 0 | 0 | 0 | 0 | 0 | 0 | 0 | 0 | 0 | 0 | 2 | | | | | 93 | 0 | 0 | 0 | 0 | 0 | 0 | 0 | 0 | 0 | 0 | 0 | 0 | 3 | | | | | 94 | 0 | 0 | 0 | 0 | 0 | 0 | 0 | 0 | 0 | 0 | 0 | 0 | 3 | | | | NEDERLAND | 92 | 3 | 3 | 4 | 4 | 3 | 3 | 3 | 3 | 3 | 3 | 3 | 4 | 40 | | | | | 93 | 2 | 2 | 2 | 2 | 3 | 2 | 3 | 2 | 2 | 2 | 4 | 3 | 29 | | | | | 94 | 3 | 2 | 3 | 2 | 2 | 2 | : | : | : | : | : | : | : | | | | PORTUGAL | 92 | - | - | 0 | 0 | - | - | - | - | - | - | - | 0 | 0 | | | | | 93 | - | - | - | - | - | - | - | - | - | - | - | - | - | | | | | 94 | - | - | - | - | - | - | - | - | - | - | - | - | - | | | | UNITED KINGDOM | 92 | - | - | - | - | - | - | - | - | - | - | - | - | - | | | | | 93 | - | - | - | - | - | - | - | - | - | - | - | - | - | | | | | 94 | - | - | - | - | - | - | - | - | - | - | - | - | - | | | | | 92 | - | - | - | - | - | - | - | - | - | - | - | - | - | | | | | 93 | - | - | - | - | - | - | - | - | - | - | - | - | - | | | | | 94 | - | - | - | - | - | - | - | - | - | - | - | - | - | | | | | 92 | 2: | 2: | 2: | 2: | 0: | 1: | 1: | 0: | 1: | 0: | 1: | 1: | 13: | | | | BELG-LUXEMBOURG | 92 | 2 | 2 | 2 | 2 | 2 | 2 | 2 | 2 | 2 | 2 | 2 | 2 | 23 | | | | | 93 | 2 | 2 | 2 | 1 | 2 | 1 | 1 | 1 | 1 | 2 | 2 | 2 | 19 | | | | DANMARK | 92 | - | 0 | 0 | 0 | 0 | 0 | 0 | 0 | 0 | 0 | 0 | 0 | 0 | | | | | 93 | - | 0 | 0 | 0 | 0 | 0 | 0 | 0 | 0 | 0 | 0 | 0 | 1 | | | | | 94 | 0 | 0 | 0 | 0 | 0 | 0 | 0 | 0 | 0 | 0 | 0 | 0 | 1 | | | | DEUTSCHLAND | 92 | 4 | 2 | 3 | 4 | 3 | 3 | 3 | 2 | 2 | 2 | 2 | 2 | 33 | | | | | 93 | 1 | 1 | 0 | 1 | 2 | 2 | 1 | 1 | 1 | 1 | 1 | 1 | 14 | | | | | 94 | 1 | 1 | 2 | 1 | 1 | 1 | 1 | : | : | : | : | : | : | | | | ELLADA | 92 | - | - | - | - | - | - | - | - | - | - | - | - | - | | | | | 93 | - | - | - | - | - | - | - | - | - | - | - | - | - | | | | ESPAÑA | 92 | - | 0 | 0 | 0 | 0 | 0 | 1 | 0 | 0 | 0 | 0 | 0 | 2 | | | | | 93 | 0 | 0 | 0 | 0 | 0 | 0 | 0 | 0 | 0 | 0 | 0 | 0 | 1 | | | | | 94 | 0 | - | 0 | - | : | : | : | : | : | : | : | : | : | | | | FRANCE | 92 | 0 | 0 | 0 | 0 | 0 | 0 | 0 | 0 | 0 | 0 | 0 | 0 | 4 | | | | | 93 | 0 | 0 | 0 | 0 | 0 | 0 | 0 | 0 | 0 | 0 | 0 | 0 | 2 | | | | | 94 | 0 | 0 | 0 | 0 | 0 | 0 | 0 | 0 | 0 | 0 | 0 | 0 | 0 | | | | IRELAND | 92 | - | 0 | - | 0 | - | - | - | - | 0 | 0 | 0 | 0 | 1 | | | | | 93 | 0 | - | - | - | 0 | - | - | - | 1 | 0 | 0 | 0 | 1 | | | | | 94 | - | - | - | - | - | - | - | - | : | : | : | : | : | | | | ITALIA | 92 | 0 | 0 | 0 | - | - | 0 | - | - | 0 | - | - | - | 0 | | | | | 93 | 0 | 0 | 0 | 0 | 0 | 0 | 0 | - | 0 | 0 | 0 | 0 | 1 | | | | | 94 | 0 | 0 | 0 | 0 | 0 | 0 | 0 | 0 | 0 | 0 | 0 | 0 | 1 | | | | NEDERLAND | 92 | 1 | 2 | 1 | 2 | 1 | 1 | 1 | 1 | 1 | 1 | 1 | 1 | 14 | | | | | 93 | 0 | 0 | 0 | 0 | 0 | 0 | 0 | 0 | 0 | 0 | 0 | 0 | 2 | | | | | 94 | 0 | 0 | 0 | 0 | 0 | 0 | 0 | 0 | 0 | 0 | 0 | 0 | 2 | | | | PORTUGAL | 92 | - | - | - | - | - | - | - | - | - | - | - | - | - | | | | | 93 | - | - | - | - | - | - | - | - | - | - | - | - | - | | | | | 94 | - | - | - | - | - | - | - | - | - | - | - | - | - | | | | UNITED KINGDOM | 92 | 0 | 0 | 0 | 0 | - | 0 | 0 | - | - | - | - | - | 1 | | | | | | | | | | | | | | | | | | | | | |
| | 93 | 0 | 0 | 0 | 0 | 0 | 0 | 0 | 0 | 0 | 0 | 0 | 0 | 1 | | | | DANMARK | 92 | - | - | - | - | - | - | - | - | - | - | - | - | - | | | | | 93 | - | - | - | - | - | - | - | - | - | - | - | - | - | | | | | 94 | - | - | - | - | - | - | - | - | - | - | - | - | - | | | | DEUTSCHLAND | 92 | 1 | 1 | 0 | 1 | 0 | 0 | 1 | 1 | 1 | 1 | 1 | 2 | 10 | | | | | 93 | 1 | 1 | 1 | 0 | 1 | 1 | 0 | 1 | 1 | 1 | 1 | 0 | 7 | | | | | 94 | 0 | 0 | 1 | 1 | 1 | 0 | 0 | 0 | 0 | 0 | 0 | 0 | 7 | | | | ELLADA | 92 | - | - | 0 | 0 | 0 | 0 | - | - | - | 0 | - | - | 0 | | | | | 93 | - | - | - | - | - | - | - | - | - | - | - | - | - | | | | ESPAÑA | 92 | - | - | 0 | 0 | 0 | 0 | 0 | - | 0 | - | - | - | 0 | | | | | 93 | - | - | 0 | 0 | 0 | 0 | 0 | - | 0 | - | - | - | 0 | | | | | 94 | 0 | 0 | 0 | - | : | : | : | : | : | : | : | : | : | | | | FRANCE | 92 | 1 | 1 | 1 | 2 | 2 | 2 | 2 | 2 | 2 | 2 | 2 | 1 | 19 | | | | | 93 | 1 | 1 | 1 | 1 | 2 | 2 | 1 | 1 | 1 | 1 | 1 | 2 | 16 | | | | | 94 | 1 | 2 | 2 | 2 | 2 | 2 | : | : | : | : | : | : | : | | | | IRELAND | 92 | - | - | - | - | - | - | - | - | 0 | 0 | 0 | 0 | 0 | | | | | 93 | - | - | - | - | - | - | - | - | : | : | : | : | : | | | | | 94 | - | - | - | - | - | - | - | - | : | : | : | : | : | | | | ITALIA | 92 | 0 | 0 | 0 | 0 | 0 | 0 | 0 | 0 | 0 | 0 | 0 | 0 | 2 | | | | | 93 | 0 | 0 | 0 | 0 | 0 | 0 | 0 | 0 | 0 | 0 | 0 | 0 | 3 | | | | | 94 | 0 | 0 | 0 | 0 | 0 | 0 | 0 | 0 | 0 | 0 | 0 | 0 | 3 | | | | NEDERLAND | 92 | 3 | 3 | 4 | 4 | 3 | 3 | 3 | 3 | 3 | 3 | 3 | 4 | 40 | | | | | 93 | 2 | 2 | 2 | 2 | 3 | 2 | 3 | 2 | 2 | 2 | 4 | 3 | 29 | | | | | 94 | 3 | 2 | 3 | 2 | 2 | 2 | : | : | : | : | : | : | : | | | | PORTUGAL | 92 | - | - | 0 | 0 | - | - | - | - | - | - | - | 0 | 0 | | | | | 93 | - | - | - | - | - | - | - | - | - | - | - | - | - | | | | | 94 | - | - | - | - | - | - | - | - | - | - | - | - | - | | | | UNITED KINGDOM | 92 | - | - | - | - | - | - | - | - | - | - | - | - | - | | | | | 93 | - | - | - | - | - | - | - | - | - | - | - | - | - | | | | | 94 | - | - | - | - | - | - | - | - | - | - | - | - | - | | | | | 92 | - | - | - | - | - | - | - | - | - | - | - | - | - | | | | | 93 | - | - | - | - | - | - | - | - | - | - | - | - | - | | | | | 94 | - | - | - | - | - | - | - | - | - | - | - | - | - | | | | | 92 | 2: | 2: | 2: | 2: | 0: | 1: | 1: | 0: | 1: | 0: | 1: | 1: | 13: | | | | BELG-LUXEMBOURG | 92 | 2 | 2 | 2 | 2 | 2 | 2 | 2 | 2 | 2 | 2 | 2 | 2 | 23 | | | | | 93 | 2 | 2 | 2 | 1 | 2 | 1 | 1 | 1 | 1 | 2 | 2 | 2 | 19 | | | | DANMARK | 92 | - | 0 | 0 | 0 | 0 | 0 | 0 | 0 | 0 | 0 | 0 | 0 | 0 | | | | | 93 | - | 0 | 0 | 0 | 0 | 0 | 0 | 0 | 0 | 0 | 0 | 0 | 1 | | | | | 94 | 0 | 0 | 0 | 0 | 0 | 0 | 0 | 0 | 0 | 0 | 0 | 0 | 1 | | | | DEUTSCHLAND | 92 | 4 | 2 | 3 | 4 | 3 | 3 | 3 | 2 | 2 | 2 | 2 | 2 | 33 | | | | | 93 | 1 | 1 | 0 | 1 | 2 | 2 | 1 | 1 | 1 | 1 | 1 | 1 | 14 | | | | | 94 | 1 | 1 | 2 | 1 | 1 | 1 | 1 | : | : | : | : | : | : | | | | ELLADA | 92 | - | - | - | - | - | - | - | - | - | - | - | - | - | | | | | 93 | - | - | - | - | - | - | - | - | - | - | - | - | - | | | | ESPAÑA | 92 | - | 0 | 0 | 0 | 0 | 0 | 1 | 0 | 0 | 0 | 0 | 0 | 2 | | | | | 93 | 0 | 0 | 0 | 0 | 0 | 0 | 0 | 0 | 0 | 0 | 0 | 0 | 1 | | | | | 94 | 0 | - | 0 | - | : | : | : | : | : | : | : | : | : | | | | FRANCE | 92 | 0 | 0 | 0 | 0 | 0 | 0 | 0 | 0 | 0 | 0 | 0 | 0 | 4 | | | | | 93 | 0 | 0 | 0 | 0 | 0 | 0 | 0 | 0 | 0 | 0 | 0 | 0 | 2 | | | | | 94 | 0 | 0 | 0 | 0 | 0 | 0 | 0 | 0 | 0 | 0 | 0 | 0 | 0 | | | | IRELAND | 92 | - | 0 | - | 0 | - | - | - | - | 0 | 0 | 0 | 0 | 1 | | | | | 93 | 0 | - | - | - | 0 | - | - | - | 1 | 0 | 0 | 0 | 1 | | | | | 94 | - | - | - | - | - | - | - | - | : | : | : | : | : | | | | ITALIA | 92 | 0 | 0 | 0 | - | - | 0 | - | - | 0 | - | - | - | 0 | | | | | 93 | 0 | 0 | 0 | 0 | 0 | 0 | 0 | - | 0 | 0 | 0 | 0 | 1 | | | | | 94 | 0 | 0 | 0 | 0 | 0 | 0 | 0 | 0 | 0 | 0 | 0 | 0 | 1 | | | | NEDERLAND | 92 | 1 | 2 | 1 | 2 | 1 | 1 | 1 | 1 | 1 | 1 | 1 | 1 | 14 | | | | | 93 | 0 | 0 | 0 | 0 | 0 | 0 | 0 | 0 | 0 | 0 | 0 | 0 | 2 | | | | | 94 | 0 | 0 | 0 | 0 | 0 | 0 | 0 | 0 | 0 | 0 | 0 | 0 | 2 | | | | PORTUGAL | 92 | - | - | - | - | - | - | - | - | - | - | - | - | - | | | | | 93 | - | - | - | - | - | - | - | - | - | - | - | - | - | | | | | 94 | - | - | - | - | - | - | - | - | - | - | - | - | - | | | | UNITED KINGDOM | 92 | 0 | 0 | 0 | 0 | - | 0 | 0 | - | - | - | - | - | 1 | | | | | | | | | | | | | | | | | | | | | | | | | | | | | | | | | | | | | | | |
| DANMARK | 92 | - | - | - | - | - | - | - | - | - | - | - | - | - | | | | | 93 | - | - | - | - | - | - | - | - | - | - | - | - | - | | | | | 94 | - | - | - | - | - | - | - | - | - | - | - | - | - | | | | DEUTSCHLAND | 92 | 1 | 1 | 0 | 1 | 0 | 0 | 1 | 1 | 1 | 1 | 1 | 2 | 10 | | | | | 93 | 1 | 1 | 1 | 0 | 1 | 1 | 0 | 1 | 1 | 1 | 1 | 0 | 7 | | | | | 94 | 0 | 0 | 1 | 1 | 1 | 0 | 0 | 0 | 0 | 0 | 0 | 0 | 7 | | | | ELLADA | 92 | - | - | 0 | 0 | 0 | 0 | - | - | - | 0 | - | - | 0 | | | | | 93 | - | - | - | - | - | - | - | - | - | - | - | - | - | | | | ESPAÑA | 92 | - | - | 0 | 0 | 0 | 0 | 0 | - | 0 | - | - | - | 0 | | | | | 93 | - | - | 0 | 0 | 0 | 0 | 0 | - | 0 | - | - | - | 0 | | | | | 94 | 0 | 0 | 0 | - | : | : | : | : | : | : | : | : | : | | | | FRANCE | 92 | 1 | 1 | 1 | 2 | 2 | 2 | 2 | 2 | 2 | 2 | 2 | 1 | 19 | | | | | 93 | 1 | 1 | 1 | 1 | 2 | 2 | 1 | 1 | 1 | 1 | 1 | 2 | 16 | | | | | 94 | 1 | 2 | 2 | 2 | 2 | 2 | : | : | : | : | : | : | : | | | | IRELAND | 92 | - | - | - | - | - | - | - | - | 0 | 0 | 0 | 0 | 0 | | | | | 93 | - | - | - | - | - | - | - | - | : | : | : | : | : | | | | | 94 | - | - | - | - | - | - | - | - | : | : | : | : | : | | | | ITALIA | 92 | 0 | 0 | 0 | 0 | 0 | 0 | 0 | 0 | 0 | 0 | 0 | 0 | 2 | | | | | 93 | 0 | 0 | 0 | 0 | 0 | 0 | 0 | 0 | 0 | 0 | 0 | 0 | 3 | | | | | 94 | 0 | 0 | 0 | 0 | 0 | 0 | 0 | 0 | 0 | 0 | 0 | 0 | 3 | | | | NEDERLAND | 92 | 3 | 3 | 4 | 4 | 3 | 3 | 3 | 3 | 3 | 3 | 3 | 4 | 40 | | | | | 93 | 2 | 2 | 2 | 2 | 3 | 2 | 3 | 2 | 2 | 2 | 4 | 3 | 29 | | | | | 94 | 3 | 2 | 3 | 2 | 2 | 2 | : | : | : | : | : | : | : | | | | PORTUGAL | 92 | - | - | 0 | 0 | - | - | - | - | - | - | - | 0 | 0 | | | | | 93 | - | - | - | - | - | - | - | - | - | - | - | - | - | | | | | 94 | - | - | - | - | - | - | - | - | - | - | - | - | - | | | | UNITED KINGDOM | 92 | - | - | - | - | - | - | - | - | - | - | - | - | - | | | | | 93 | - | - | - | - | - | - | - | - | - | - | - | - | - | | | | | 94 | - | - | - | - | - | - | - | - | - | - | - | - | - | | | | | 92 | - | - | - | - | - | - | - | - | - | - | - | - | - | | | | | 93 | - | - | - | - | - | - | - | - | - | - | - | - | - | | | | | 94 | - | - | - | - | - | - | - | - | - | - | - | - | - | | | | | 92 | 2: | 2: | 2: | 2: | 0: | 1: | 1: | 0: | 1: | 0: | 1: | 1: | 13: | | | | BELG-LUXEMBOURG | 92 | 2 | 2 | 2 | 2 | 2 | 2 | 2 | 2 | 2 | 2 | 2 | 2 | 23 | | | | | 93 | 2 | 2 | 2 | 1 | 2 | 1 | 1 | 1 | 1 | 2 | 2 | 2 | 19 | | | | DANMARK | 92 | - | 0 | 0 | 0 | 0 | 0 | 0 | 0 | 0 | 0 | 0 | 0 | 0 | | | | | 93 | - | 0 | 0 | 0 | 0 | 0 | 0 | 0 | 0 | 0 | 0 | 0 | 1 | | | | | 94 | 0 | 0 | 0 | 0 | 0 | 0 | 0 | 0 | 0 | 0 | 0 | 0 | 1 | | | | DEUTSCHLAND | 92 | 4 | 2 | 3 | 4 | 3 | 3 | 3 | 2 | 2 | 2 | 2 | 2 | 33 | | | | | 93 | 1 | 1 | 0 | 1 | 2 | 2 | 1 | 1 | 1 | 1 | 1 | 1 | 14 | | | | | 94 | 1 | 1 | 2 | 1 | 1 | 1 | 1 | : | : | : | : | : | : | | | | ELLADA | 92 | - | - | - | - | - | - | - | - | - | - | - | - | - | | | | | 93 | - | - | - | - | - | - | - | - | - | - | - | - | - | | | | ESPAÑA | 92 | - | 0 | 0 | 0 | 0 | 0 | 1 | 0 | 0 | 0 | 0 | 0 | 2 | | | | | 93 | 0 | 0 | 0 | 0 | 0 | 0 | 0 | 0 | 0 | 0 | 0 | 0 | 1 | | | | | 94 | 0 | - | 0 | - | : | : | : | : | : | : | : | : | : | | | | FRANCE | 92 | 0 | 0 | 0 | 0 | 0 | 0 | 0 | 0 | 0 | 0 | 0 | 0 | 4 | | | | | 93 | 0 | 0 | 0 | 0 | 0 | 0 | 0 | 0 | 0 | 0 | 0 | 0 | 2 | | | | | 94 | 0 | 0 | 0 | 0 | 0 | 0 | 0 | 0 | 0 | 0 | 0 | 0 | 0 | | | | IRELAND | 92 | - | 0 | - | 0 | - | - | - | - | 0 | 0 | 0 | 0 | 1 | | | | | 93 | 0 | - | - | - | 0 | - | - | - | 1 | 0 | 0 | 0 | 1 | | | | | 94 | - | - | - | - | - | - | - | - | : | : | : | : | : | | | | ITALIA | 92 | 0 | 0 | 0 | - | - | 0 | - | - | 0 | - | - | - | 0 | | | | | 93 | 0 | 0 | 0 | 0 | 0 | 0 | 0 | - | 0 | 0 | 0 | 0 | 1 | | | | | 94 | 0 | 0 | 0 | 0 | 0 | 0 | 0 | 0 | 0 | 0 | 0 | 0 | 1 | | | | NEDERLAND | 92 | 1 | 2 | 1 | 2 | 1 | 1 | 1 | 1 | 1 | 1 | 1 | 1 | 14 | | | | | 93 | 0 | 0 | 0 | 0 | 0 | 0 | 0 | 0 | 0 | 0 | 0 | 0 | 2 | | | | | 94 | 0 | 0 | 0 | 0 | 0 | 0 | 0 | 0 | 0 | 0 | 0 | 0 | 2 | | | | PORTUGAL | 92 | - | - | - | - | - | - | - | - | - | - | - | - | - | | | | | 93 | - | - | - | - | - | - | - | - | - | - | - | - | - | | | | | 94 | - | - | - | - | - | - | - | - | - | - | - | - | - | | | | UNITED KINGDOM | 92 | 0 | 0 | 0 | 0 | - | 0 | 0 | - | - | - | - | - | 1 | | | | | | | | | | | | | | | | | | | | | | | | | | | | | | | | | | | | | | | | | | | | | | | | | | | | | | | | | |
| | 93 | - | - | - | - | - | - | - | - | - | - | - | - | - | | | | | 94 | - | - | - | - | - | - | - | - | - | - | - | - | - | | | | DEUTSCHLAND | 92 | 1 | 1 | 0 | 1 | 0 | 0 | 1 | 1 | 1 | 1 | 1 | 2 | 10 | | | | | 93 | 1 | 1 | 1 | 0 | 1 | 1 | 0 | 1 | 1 | 1 | 1 | 0 | 7 | | | | | 94 | 0 | 0 | 1 | 1 | 1 | 0 | 0 | 0 | 0 | 0 | 0 | 0 | 7 | | | | ELLADA | 92 | - | - | 0 | 0 | 0 | 0 | - | - | - | 0 | - | - | 0 | | | | | 93 | - | - | - | - | - | - | - | - | - | - | - | - | - | | | | ESPAÑA | 92 | - | - | 0 | 0 | 0 | 0 | 0 | - | 0 | - | - | - | 0 | | | | | 93 | - | - | 0 | 0 | 0 | 0 | 0 | - | 0 | - | - | - | 0 | | | | | 94 | 0 | 0 | 0 | - | : | : | : | : | : | : | : | : | : | | | | FRANCE | 92 | 1 | 1 | 1 | 2 | 2 | 2 | 2 | 2 | 2 | 2 | 2 | 1 | 19 | | | | | 93 | 1 | 1 | 1 | 1 | 2 | 2 | 1 | 1 | 1 | 1 | 1 | 2 | 16 | | | | | 94 | 1 | 2 | 2 | 2 | 2 | 2 | : | : | : | : | : | : | : | | | | IRELAND | 92 | - | - | - | - | - | - | - | - | 0 | 0 | 0 | 0 | 0 | | | | | 93 | - | - | - | - | - | - | - | - | : | : | : | : | : | | | | | 94 | - | - | - | - | - | - | - | - | : | : | : | : | : | | | | ITALIA | 92 | 0 | 0 | 0 | 0 | 0 | 0 | 0 | 0 | 0 | 0 | 0 | 0 | 2 | | | | | 93 | 0 | 0 | 0 | 0 | 0 | 0 | 0 | 0 | 0 | 0 | 0 | 0 | 3 | | | | | 94 | 0 | 0 | 0 | 0 | 0 | 0 | 0 | 0 | 0 | 0 | 0 | 0 | 3 | | | | NEDERLAND | 92 | 3 | 3 | 4 | 4 | 3 | 3 | 3 | 3 | 3 | 3 | 3 | 4 | 40 | | | | | 93 | 2 | 2 | 2 | 2 | 3 | 2 | 3 | 2 | 2 | 2 | 4 | 3 | 29 | | | | | 94 | 3 | 2 | 3 | 2 | 2 | 2 | : | : | : | : | : | : | : | | | | PORTUGAL | 92 | - | - | 0 | 0 | - | - | - | - | - | - | - | 0 | 0 | | | | | 93 | - | - | - | - | - | - | - | - | - | - | - | - | - | | | | | 94 | - | - | - | - | - | - | - | - | - | - | - | - | - | | | | UNITED KINGDOM | 92 | - | - | - | - | - | - | - | - | - | - | - | - | - | | | | | 93 | - | - | - | - | - | - | - | - | - | - | - | - | - | | | | | 94 | - | - | - | - | - | - | - | - | - | - | - | - | - | | | | | 92 | - | - | - | - | - | - | - | - | - | - | - | - | - | | | | | 93 | - | - | - | - | - | - | - | - | - | - | - | - | - | | | | | 94 | - | - | - | - | - | - | - | - | - | - | - | - | - | | | | | 92 | 2: | 2: | 2: | 2: | 0: | 1: | 1: | 0: | 1: | 0: | 1: | 1: | 13: | | | | BELG-LUXEMBOURG | 92 | 2 | 2 | 2 | 2 | 2 | 2 | 2 | 2 | 2 | 2 | 2 | 2 | 23 | | | | | 93 | 2 | 2 | 2 | 1 | 2 | 1 | 1 | 1 | 1 | 2 | 2 | 2 | 19 | | | | DANMARK | 92 | - | 0 | 0 | 0 | 0 | 0 | 0 | 0 | 0 | 0 | 0 | 0 | 0 | | | | | 93 | - | 0 | 0 | 0 | 0 | 0 | 0 | 0 | 0 | 0 | 0 | 0 | 1 | | | | | 94 | 0 | 0 | 0 | 0 | 0 | 0 | 0 | 0 | 0 | 0 | 0 | 0 | 1 | | | | DEUTSCHLAND | 92 | 4 | 2 | 3 | 4 | 3 | 3 | 3 | 2 | 2 | 2 | 2 | 2 | 33 | | | | | 93 | 1 | 1 | 0 | 1 | 2 | 2 | 1 | 1 | 1 | 1 | 1 | 1 | 14 | | | | | 94 | 1 | 1 | 2 | 1 | 1 | 1 | 1 | : | : | : | : | : | : | | | | ELLADA | 92 | - | - | - | - | - | - | - | - | - | - | - | - | - | | | | | 93 | - | - | - | - | - | - | - | - | - | - | - | - | - | | | | ESPAÑA | 92 | - | 0 | 0 | 0 | 0 | 0 | 1 | 0 | 0 | 0 | 0 | 0 | 2 | | | | | 93 | 0 | 0 | 0 | 0 | 0 | 0 | 0 | 0 | 0 | 0 | 0 | 0 | 1 | | | | | 94 | 0 | - | 0 | - | : | : | : | : | : | : | : | : | : | | | | FRANCE | 92 | 0 | 0 | 0 | 0 | 0 | 0 | 0 | 0 | 0 | 0 | 0 | 0 | 4 | | | | | 93 | 0 | 0 | 0 | 0 | 0 | 0 | 0 | 0 | 0 | 0 | 0 | 0 | 2 | | | | | 94 | 0 | 0 | 0 | 0 | 0 | 0 | 0 | 0 | 0 | 0 | 0 | 0 | 0 | | | | IRELAND | 92 | - | 0 | - | 0 | - | - | - | - | 0 | 0 | 0 | 0 | 1 | | | | | 93 | 0 | - | - | - | 0 | - | - | - | 1 | 0 | 0 | 0 | 1 | | | | | 94 | - | - | - | - | - | - | - | - | : | : | : | : | : | | | | ITALIA | 92 | 0 | 0 | 0 | - | - | 0 | - | - | 0 | - | - | - | 0 | | | | | 93 | 0 | 0 | 0 | 0 | 0 | 0 | 0 | - | 0 | 0 | 0 | 0 | 1 | | | | | 94 | 0 | 0 | 0 | 0 | 0 | 0 | 0 | 0 | 0 | 0 | 0 | 0 | 1 | | | | NEDERLAND | 92 | 1 | 2 | 1 | 2 | 1 | 1 | 1 | 1 | 1 | 1 | 1 | 1 | 14 | | | | | 93 | 0 | 0 | 0 | 0 | 0 | 0 | 0 | 0 | 0 | 0 | 0 | 0 | 2 | | | | | 94 | 0 | 0 | 0 | 0 | 0 | 0 | 0 | 0 | 0 | 0 | 0 | 0 | 2 | | | | PORTUGAL | 92 | - | - | - | - | - | - | - | - | - | - | - | - | - | | | | | 93 | - | - | - | - | - | - | - | - | - | - | - | - | - | | | | | 94 | - | - | - | - | - | - | - | - | - | - | - | - | - | | | | UNITED KINGDOM | 92 | 0 | 0 | 0 | 0 | - | 0 | 0 | - | - | - | - | - | 1 | | | | | | | | | | | | | | | | | | | | | | | | | | | | | | | | | | | | | | | | | | | | | | | | | | | | | | | | | | | | | | | | | | | | | | | | | | | |
| | 94 | - | - | - | - | - | - | - | - | - | - | - | - | - | | | | DEUTSCHLAND | 92 | 1 | 1 | 0 | 1 | 0 | 0 | 1 | 1 | 1 | 1 | 1 | 2 | 10 | | | | | 93 | 1 | 1 | 1 | 0 | 1 | 1 | 0 | 1 | 1 | 1 | 1 | 0 | 7 | | | | | 94 | 0 | 0 | 1 | 1 | 1 | 0 | 0 | 0 | 0 | 0 | 0 | 0 | 7 | | | | ELLADA | 92 | - | - | 0 | 0 | 0 | 0 | - | - | - | 0 | - | - | 0 | | | | | 93 | - | - | - | - | - | - | - | - | - | - | - | - | - | | | | ESPAÑA | 92 | - | - | 0 | 0 | 0 | 0 | 0 | - | 0 | - | - | - | 0 | | | | | 93 | - | - | 0 | 0 | 0 | 0 | 0 | - | 0 | - | - | - | 0 | | | | | 94 | 0 | 0 | 0 | - | : | : | : | : | : | : | : | : | : | | | | FRANCE | 92 | 1 | 1 | 1 | 2 | 2 | 2 | 2 | 2 | 2 | 2 | 2 | 1 | 19 | | | | | 93 | 1 | 1 | 1 | 1 | 2 | 2 | 1 | 1 | 1 | 1 | 1 | 2 | 16 | | | | | 94 | 1 | 2 | 2 | 2 | 2 | 2 | : | : | : | : | : | : | : | | | | IRELAND | 92 | - | - | - | - | - | - | - | - | 0 | 0 | 0 | 0 | 0 | | | | | 93 | - | - | - | - | - | - | - | - | : | : | : | : | : | | | | | 94 | - | - | - | - | - | - | - | - | : | : | : | : | : | | | | ITALIA | 92 | 0 | 0 | 0 | 0 | 0 | 0 | 0 | 0 | 0 | 0 | 0 | 0 | 2 | | | | | 93 | 0 | 0 | 0 | 0 | 0 | 0 | 0 | 0 | 0 | 0 | 0 | 0 | 3 | | | | | 94 | 0 | 0 | 0 | 0 | 0 | 0 | 0 | 0 | 0 | 0 | 0 | 0 | 3 | | | | NEDERLAND | 92 | 3 | 3 | 4 | 4 | 3 | 3 | 3 | 3 | 3 | 3 | 3 | 4 | 40 | | | | | 93 | 2 | 2 | 2 | 2 | 3 | 2 | 3 | 2 | 2 | 2 | 4 | 3 | 29 | | | | | 94 | 3 | 2 | 3 | 2 | 2 | 2 | : | : | : | : | : | : | : | | | | PORTUGAL | 92 | - | - | 0 | 0 | - | - | - | - | - | - | - | 0 | 0 | | | | | 93 | - | - | - | - | - | - | - | - | - | - | - | - | - | | | | | 94 | - | - | - | - | - | - | - | - | - | - | - | - | - | | | | UNITED KINGDOM | 92 | - | - | - | - | - | - | - | - | - | - | - | - | - | | | | | 93 | - | - | - | - | - | - | - | - | - | - | - | - | - | | | | | 94 | - | - | - | - | - | - | - | - | - | - | - | - | - | | | | | 92 | - | - | - | - | - | - | - | - | - | - | - | - | - | | | | | 93 | - | - | - | - | - | - | - | - | - | - | - | - | - | | | | | 94 | - | - | - | - | - | - | - | - | - | - | - | - | - | | | | | 92 | 2: | 2: | 2: | 2: | 0: | 1: | 1: | 0: | 1: | 0: | 1: | 1: | 13: | | | | BELG-LUXEMBOURG | 92 | 2 | 2 | 2 | 2 | 2 | 2 | 2 | 2 | 2 | 2 | 2 | 2 | 23 | | | | | 93 | 2 | 2 | 2 | 1 | 2 | 1 | 1 | 1 | 1 | 2 | 2 | 2 | 19 | | | | DANMARK | 92 | - | 0 | 0 | 0 | 0 | 0 | 0 | 0 | 0 | 0 | 0 | 0 | 0 | | | | | 93 | - | 0 | 0 | 0 | 0 | 0 | 0 | 0 | 0 | 0 | 0 | 0 | 1 | | | | | 94 | 0 | 0 | 0 | 0 | 0 | 0 | 0 | 0 | 0 | 0 | 0 | 0 | 1 | | | | DEUTSCHLAND | 92 | 4 | 2 | 3 | 4 | 3 | 3 | 3 | 2 | 2 | 2 | 2 | 2 | 33 | | | | | 93 | 1 | 1 | 0 | 1 | 2 | 2 | 1 | 1 | 1 | 1 | 1 | 1 | 14 | | | | | 94 | 1 | 1 | 2 | 1 | 1 | 1 | 1 | : | : | : | : | : | : | | | | ELLADA | 92 | - | - | - | - | - | - | - | - | - | - | - | - | - | | | | | 93 | - | - | - | - | - | - | - | - | - | - | - | - | - | | | | ESPAÑA | 92 | - | 0 | 0 | 0 | 0 | 0 | 1 | 0 | 0 | 0 | 0 | 0 | 2 | | | | | 93 | 0 | 0 | 0 | 0 | 0 | 0 | 0 | 0 | 0 | 0 | 0 | 0 | 1 | | | | | 94 | 0 | - | 0 | - | : | : | : | : | : | : | : | : | : | | | | FRANCE | 92 | 0 | 0 | 0 | 0 | 0 | 0 | 0 | 0 | 0 | 0 | 0 | 0 | 4 | | | | | 93 | 0 | 0 | 0 | 0 | 0 | 0 | 0 | 0 | 0 | 0 | 0 | 0 | 2 | | | | | 94 | 0 | 0 | 0 | 0 | 0 | 0 | 0 | 0 | 0 | 0 | 0 | 0 | 0 | | | | IRELAND | 92 | - | 0 | - | 0 | - | - | - | - | 0 | 0 | 0 | 0 | 1 | | | | | 93 | 0 | - | - | - | 0 | - | - | - | 1 | 0 | 0 | 0 | 1 | | | | | 94 | - | - | - | - | - | - | - | - | : | : | : | : | : | | | | ITALIA | 92 | 0 | 0 | 0 | - | - | 0 | - | - | 0 | - | - | - | 0 | | | | | 93 | 0 | 0 | 0 | 0 | 0 | 0 | 0 | - | 0 | 0 | 0 | 0 | 1 | | | | | 94 | 0 | 0 | 0 | 0 | 0 | 0 | 0 | 0 | 0 | 0 | 0 | 0 | 1 | | | | NEDERLAND | 92 | 1 | 2 | 1 | 2 | 1 | 1 | 1 | 1 | 1 | 1 | 1 | 1 | 14 | | | | | 93 | 0 | 0 | 0 | 0 | 0 | 0 | 0 | 0 | 0 | 0 | 0 | 0 | 2 | | | | | 94 | 0 | 0 | 0 | 0 | 0 | 0 | 0 | 0 | 0 | 0 | 0 | 0 | 2 | | | | PORTUGAL | 92 | - | - | - | - | - | - | - | - | - | - | - | - | - | | | | | 93 | - | - | - | - | - | - | - | - | - | - | - | - | - | | | | | 94 | - | - | - | - | - | - | - | - | - | - | - | - | - | | | | UNITED KINGDOM | 92 | 0 | 0 | 0 | 0 | - | 0 | 0 | - | - | - | - | - | 1 | | | | | | | | | | | | | | | | | | | | | | | | | | | | | | | | | | | | | | | | | | | | | | | | | | | | | | | | | | | | | | | | | | | | | | | | | | | | | | | | | | | | | | | | | | | | | |
| DEUTSCHLAND | 92 | 1 | 1 | 0 | 1 | 0 | 0 | 1 | 1 | 1 | 1 | 1 | 2 | 10 | | | | | 93 | 1 | 1 | 1 | 0 | 1 | 1 | 0 | 1 | 1 | 1 | 1 | 0 | 7 | | | | | 94 | 0 | 0 | 1 | 1 | 1 | 0 | 0 | 0 | 0 | 0 | 0 | 0 | 7 | | | | ELLADA | 92 | - | - | 0 | 0 | 0 | 0 | - | - | - | 0 | - | - | 0 | | | | | 93 | - | - | - | - | - | - | - | - | - | - | - | - | - | | | | ESPAÑA | 92 | - | - | 0 | 0 | 0 | 0 | 0 | - | 0 | - | - | - | 0 | | | | | 93 | - | - | 0 | 0 | 0 | 0 | 0 | - | 0 | - | - | - | 0 | | | | | 94 | 0 | 0 | 0 | - | : | : | : | : | : | : | : | : | : | | | | FRANCE | 92 | 1 | 1 | 1 | 2 | 2 | 2 | 2 | 2 | 2 | 2 | 2 | 1 | 19 | | | | | 93 | 1 | 1 | 1 | 1 | 2 | 2 | 1 | 1 | 1 | 1 | 1 | 2 | 16 | | | | | 94 | 1 | 2 | 2 | 2 | 2 | 2 | : | : | : | : | : | : | : | | | | IRELAND | 92 | - | - | - | - | - | - | - | - | 0 | 0 | 0 | 0 | 0 | | | | | 93 | - | - | - | - | - | - | - | - | : | : | : | : | : | | | | | 94 | - | - | - | - | - | - | - | - | : | : | : | : | : | | | | ITALIA | 92 | 0 | 0 | 0 | 0 | 0 | 0 | 0 | 0 | 0 | 0 | 0 | 0 | 2 | | | | | 93 | 0 | 0 | 0 | 0 | 0 | 0 | 0 | 0 | 0 | 0 | 0 | 0 | 3 | | | | | 94 | 0 | 0 | 0 | 0 | 0 | 0 | 0 | 0 | 0 | 0 | 0 | 0 | 3 | | | | NEDERLAND | 92 | 3 | 3 | 4 | 4 | 3 | 3 | 3 | 3 | 3 | 3 | 3 | 4 | 40 | | | | | 93 | 2 | 2 | 2 | 2 | 3 | 2 | 3 | 2 | 2 | 2 | 4 | 3 | 29 | | | | | 94 | 3 | 2 | 3 | 2 | 2 | 2 | : | : | : | : | : | : | : | | | | PORTUGAL | 92 | - | - | 0 | 0 | - | - | - | - | - | - | - | 0 | 0 | | | | | 93 | - | - | - | - | - | - | - | - | - | - | - | - | - | | | | | 94 | - | - | - | - | - | - | - | - | - | - | - | - | - | | | | UNITED KINGDOM | 92 | - | - | - | - | - | - | - | - | - | - | - | - | - | | | | | 93 | - | - | - | - | - | - | - | - | - | - | - | - | - | | | | | 94 | - | - | - | - | - | - | - | - | - | - | - | - | - | | | | | 92 | - | - | - | - | - | - | - | - | - | - | - | - | - | | | | | 93 | - | - | - | - | - | - | - | - | - | - | - | - | - | | | | | 94 | - | - | - | - | - | - | - | - | - | - | - | - | - | | | | | 92 | 2: | 2: | 2: | 2: | 0: | 1: | 1: | 0: | 1: | 0: | 1: | 1: | 13: | | | | BELG-LUXEMBOURG | 92 | 2 | 2 | 2 | 2 | 2 | 2 | 2 | 2 | 2 | 2 | 2 | 2 | 23 | | | | | 93 | 2 | 2 | 2 | 1 | 2 | 1 | 1 | 1 | 1 | 2 | 2 | 2 | 19 | | | | DANMARK | 92 | - | 0 | 0 | 0 | 0 | 0 | 0 | 0 | 0 | 0 | 0 | 0 | 0 | | | | | 93 | - | 0 | 0 | 0 | 0 | 0 | 0 | 0 | 0 | 0 | 0 | 0 | 1 | | | | | 94 | 0 | 0 | 0 | 0 | 0 | 0 | 0 | 0 | 0 | 0 | 0 | 0 | 1 | | | | DEUTSCHLAND | 92 | 4 | 2 | 3 | 4 | 3 | 3 | 3 | 2 | 2 | 2 | 2 | 2 | 33 | | | | | 93 | 1 | 1 | 0 | 1 | 2 | 2 | 1 | 1 | 1 | 1 | 1 | 1 | 14 | | | | | 94 | 1 | 1 | 2 | 1 | 1 | 1 | 1 | : | : | : | : | : | : | | | | ELLADA | 92 | - | - | - | - | - | - | - | - | - | - | - | - | - | | | | | 93 | - | - | - | - | - | - | - | - | - | - | - | - | - | | | | ESPAÑA | 92 | - | 0 | 0 | 0 | 0 | 0 | 1 | 0 | 0 | 0 | 0 | 0 | 2 | | | | | 93 | 0 | 0 | 0 | 0 | 0 | 0 | 0 | 0 | 0 | 0 | 0 | 0 | 1 | | | | | 94 | 0 | - | 0 | - | : | : | : | : | : | : | : | : | : | | | | FRANCE | 92 | 0 | 0 | 0 | 0 | 0 | 0 | 0 | 0 | 0 | 0 | 0 | 0 | 4 | | | | | 93 | 0 | 0 | 0 | 0 | 0 | 0 | 0 | 0 | 0 | 0 | 0 | 0 | 2 | | | | | 94 | 0 | 0 | 0 | 0 | 0 | 0 | 0 | 0 | 0 | 0 | 0 | 0 | 0 | | | | IRELAND | 92 | - | 0 | - | 0 | - | - | - | - | 0 | 0 | 0 | 0 | 1 | | | | | 93 | 0 | - | - | - | 0 | - | - | - | 1 | 0 | 0 | 0 | 1 | | | | | 94 | - | - | - | - | - | - | - | - | : | : | : | : | : | | | | ITALIA | 92 | 0 | 0 | 0 | - | - | 0 | - | - | 0 | - | - | - | 0 | | | | | 93 | 0 | 0 | 0 | 0 | 0 | 0 | 0 | - | 0 | 0 | 0 | 0 | 1 | | | | | 94 | 0 | 0 | 0 | 0 | 0 | 0 | 0 | 0 | 0 | 0 | 0 | 0 | 1 | | | | NEDERLAND | 92 | 1 | 2 | 1 | 2 | 1 | 1 | 1 | 1 | 1 | 1 | 1 | 1 | 14 | | | | | 93 | 0 | 0 | 0 | 0 | 0 | 0 | 0 | 0 | 0 | 0 | 0 | 0 | 2 | | | | | 94 | 0 | 0 | 0 | 0 | 0 | 0 | 0 | 0 | 0 | 0 | 0 | 0 | 2 | | | | PORTUGAL | 92 | - | - | - | - | - | - | - | - | - | - | - | - | - | | | | | 93 | - | - | - | - | - | - | - | - | - | - | - | - | - | | | | | 94 | - | - | - | - | - | - | - | - | - | - | - | - | - | | | | UNITED KINGDOM | 92 | 0 | 0 | 0 | 0 | - | 0 | 0 | - | - | - | - | - | 1 | | | | | | | | | | | | | | | | | | | | | | | | | | | | | | | | | | | | | | | | | | | | | | | | | | | | | | | | | | | | | | | | | | | | | | | | | | | | | | | | | | | | | | | | | | | | | | | | | | | | | | | | | | | | | | | |
| | 93 | 1 | 1 | 1 | 0 | 1 | 1 | 0 | 1 | 1 | 1 | 1 | 0 | 7 | | | | | 94 | 0 | 0 | 1 | 1 | 1 | 0 | 0 | 0 | 0 | 0 | 0 | 0 | 7 | | | | ELLADA | 92 | - | - | 0 | 0 | 0 | 0 | - | - | - | 0 | - | - | 0 | | | | | 93 | - | - | - | - | - | - | - | - | - | - | - | - | - | | | | ESPAÑA | 92 | - | - | 0 | 0 | 0 | 0 | 0 | - | 0 | - | - | - | 0 | | | | | 93 | - | - | 0 | 0 | 0 | 0 | 0 | - | 0 | - | - | - | 0 | | | | | 94 | 0 | 0 | 0 | - | : | : | : | : | : | : | : | : | : | | | | FRANCE | 92 | 1 | 1 | 1 | 2 | 2 | 2 | 2 | 2 | 2 | 2 | 2 | 1 | 19 | | | | | 93 | 1 | 1 | 1 | 1 | 2 | 2 | 1 | 1 | 1 | 1 | 1 | 2 | 16 | | | | | 94 | 1 | 2 | 2 | 2 | 2 | 2 | : | : | : | : | : | : | : | | | | IRELAND | 92 | - | - | - | - | - | - | - | - | 0 | 0 | 0 | 0 | 0 | | | | | 93 | - | - | - | - | - | - | - | - | : | : | : | : | : | | | | | 94 | - | - | - | - | - | - | - | - | : | : | : | : | : | | | | ITALIA | 92 | 0 | 0 | 0 | 0 | 0 | 0 | 0 | 0 | 0 | 0 | 0 | 0 | 2 | | | | | 93 | 0 | 0 | 0 | 0 | 0 | 0 | 0 | 0 | 0 | 0 | 0 | 0 | 3 | | | | | 94 | 0 | 0 | 0 | 0 | 0 | 0 | 0 | 0 | 0 | 0 | 0 | 0 | 3 | | | | NEDERLAND | 92 | 3 | 3 | 4 | 4 | 3 | 3 | 3 | 3 | 3 | 3 | 3 | 4 | 40 | | | | | 93 | 2 | 2 | 2 | 2 | 3 | 2 | 3 | 2 | 2 | 2 | 4 | 3 | 29 | | | | | 94 | 3 | 2 | 3 | 2 | 2 | 2 | : | : | : | : | : | : | : | | | | PORTUGAL | 92 | - | - | 0 | 0 | - | - | - | - | - | - | - | 0 | 0 | | | | | 93 | - | - | - | - | - | - | - | - | - | - | - | - | - | | | | | 94 | - | - | - | - | - | - | - | - | - | - | - | - | - | | | | UNITED KINGDOM | 92 | - | - | - | - | - | - | - | - | - | - | - | - | - | | | | | 93 | - | - | - | - | - | - | - | - | - | - | - | - | - | | | | | 94 | - | - | - | - | - | - | - | - | - | - | - | - | - | | | | | 92 | - | - | - | - | - | - | - | - | - | - | - | - | - | | | | | 93 | - | - | - | - | - | - | - | - | - | - | - | - | - | | | | | 94 | - | - | - | - | - | - | - | - | - | - | - | - | - | | | | | 92 | 2: | 2: | 2: | 2: | 0: | 1: | 1: | 0: | 1: | 0: | 1: | 1: | 13: | | | | BELG-LUXEMBOURG | 92 | 2 | 2 | 2 | 2 | 2 | 2 | 2 | 2 | 2 | 2 | 2 | 2 | 23 | | | | | 93 | 2 | 2 | 2 | 1 | 2 | 1 | 1 | 1 | 1 | 2 | 2 | 2 | 19 | | | | DANMARK | 92 | - | 0 | 0 | 0 | 0 | 0 | 0 | 0 | 0 | 0 | 0 | 0 | 0 | | | | | 93 | - | 0 | 0 | 0 | 0 | 0 | 0 | 0 | 0 | 0 | 0 | 0 | 1 | | | | | 94 | 0 | 0 | 0 | 0 | 0 | 0 | 0 | 0 | 0 | 0 | 0 | 0 | 1 | | | | DEUTSCHLAND | 92 | 4 | 2 | 3 | 4 | 3 | 3 | 3 | 2 | 2 | 2 | 2 | 2 | 33 | | | | | 93 | 1 | 1 | 0 | 1 | 2 | 2 | 1 | 1 | 1 | 1 | 1 | 1 | 14 | | | | | 94 | 1 | 1 | 2 | 1 | 1 | 1 | 1 | : | : | : | : | : | : | | | | ELLADA | 92 | - | - | - | - | - | - | - | - | - | - | - | - | - | | | | | 93 | - | - | - | - | - | - | - | - | - | - | - | - | - | | | | ESPAÑA | 92 | - | 0 | 0 | 0 | 0 | 0 | 1 | 0 | 0 | 0 | 0 | 0 | 2 | | | | | 93 | 0 | 0 | 0 | 0 | 0 | 0 | 0 | 0 | 0 | 0 | 0 | 0 | 1 | | | | | 94 | 0 | - | 0 | - | : | : | : | : | : | : | : | : | : | | | | FRANCE | 92 | 0 | 0 | 0 | 0 | 0 | 0 | 0 | 0 | 0 | 0 | 0 | 0 | 4 | | | | | 93 | 0 | 0 | 0 | 0 | 0 | 0 | 0 | 0 | 0 | 0 | 0 | 0 | 2 | | | | | 94 | 0 | 0 | 0 | 0 | 0 | 0 | 0 | 0 | 0 | 0 | 0 | 0 | 0 | | | | IRELAND | 92 | - | 0 | - | 0 | - | - | - | - | 0 | 0 | 0 | 0 | 1 | | | | | 93 | 0 | - | - | - | 0 | - | - | - | 1 | 0 | 0 | 0 | 1 | | | | | 94 | - | - | - | - | - | - | - | - | : | : | : | : | : | | | | ITALIA | 92 | 0 | 0 | 0 | - | - | 0 | - | - | 0 | - | - | - | 0 | | | | | 93 | 0 | 0 | 0 | 0 | 0 | 0 | 0 | - | 0 | 0 | 0 | 0 | 1 | | | | | 94 | 0 | 0 | 0 | 0 | 0 | 0 | 0 | 0 | 0 | 0 | 0 | 0 | 1 | | | | NEDERLAND | 92 | 1 | 2 | 1 | 2 | 1 | 1 | 1 | 1 | 1 | 1 | 1 | 1 | 14 | | | | | 93 | 0 | 0 | 0 | 0 | 0 | 0 | 0 | 0 | 0 | 0 | 0 | 0 | 2 | | | | | 94 | 0 | 0 | 0 | 0 | 0 | 0 | 0 | 0 | 0 | 0 | 0 | 0 | 2 | | | | PORTUGAL | 92 | - | - | - | - | - | - | - | - | - | - | - | - | - | | | | | 93 | - | - | - | - | - | - | - | - | - | - | - | - | - | | | | | 94 | - | - | - | - | - | - | - | - | - | - | - | - | - | | | | UNITED KINGDOM | 92 | 0 | 0 | 0 | 0 | - | 0 | 0 | - | - | - | - | - | 1 | | | | | | | | | | | | | | | | | | | | | | | | | | | | | | | | | | | | | | | | | | | | | | | | | | | | | | | | | | | | | | | | | | | | | | | | | | | | | | | | | | | | | | | | | | | | | | | | | | | | | | | | | | | | | | | | | | | | | | | | | | | | | | | | | |
| | 94 | 0 | 0 | 1 | 1 | 1 | 0 | 0 | 0 | 0 | 0 | 0 | 0 | 7 | | | | ELLADA | 92 | - | - | 0 | 0 | 0 | 0 | - | - | - | 0 | - | - | 0 | | | | | 93 | - | - | - | - | - | - | - | - | - | - | - | - | - | | | | ESPAÑA | 92 | - | - | 0 | 0 | 0 | 0 | 0 | - | 0 | - | - | - | 0 | | | | | 93 | - | - | 0 | 0 | 0 | 0 | 0 | - | 0 | - | - | - | 0 | | | | | 94 | 0 | 0 | 0 | - | : | : | : | : | : | : | : | : | : | | | | FRANCE | 92 | 1 | 1 | 1 | 2 | 2 | 2 | 2 | 2 | 2 | 2 | 2 | 1 | 19 | | | | | 93 | 1 | 1 | 1 | 1 | 2 | 2 | 1 | 1 | 1 | 1 | 1 | 2 | 16 | | | | | 94 | 1 | 2 | 2 | 2 | 2 | 2 | : | : | : | : | : | : | : | | | | IRELAND | 92 | - | - | - | - | - | - | - | - | 0 | 0 | 0 | 0 | 0 | | | | | 93 | - | - | - | - | - | - | - | - | : | : | : | : | : | | | | | 94 | - | - | - | - | - | - | - | - | : | : | : | : | : | | | | ITALIA | 92 | 0 | 0 | 0 | 0 | 0 | 0 | 0 | 0 | 0 | 0 | 0 | 0 | 2 | | | | | 93 | 0 | 0 | 0 | 0 | 0 | 0 | 0 | 0 | 0 | 0 | 0 | 0 | 3 | | | | | 94 | 0 | 0 | 0 | 0 | 0 | 0 | 0 | 0 | 0 | 0 | 0 | 0 | 3 | | | | NEDERLAND | 92 | 3 | 3 | 4 | 4 | 3 | 3 | 3 | 3 | 3 | 3 | 3 | 4 | 40 | | | | | 93 | 2 | 2 | 2 | 2 | 3 | 2 | 3 | 2 | 2 | 2 | 4 | 3 | 29 | | | | | 94 | 3 | 2 | 3 | 2 | 2 | 2 | : | : | : | : | : | : | : | | | | PORTUGAL | 92 | - | - | 0 | 0 | - | - | - | - | - | - | - | 0 | 0 | | | | | 93 | - | - | - | - | - | - | - | - | - | - | - | - | - | | | | | 94 | - | - | - | - | - | - | - | - | - | - | - | - | - | | | | UNITED KINGDOM | 92 | - | - | - | - | - | - | - | - | - | - | - | - | - | | | | | 93 | - | - | - | - | - | - | - | - | - | - | - | - | - | | | | | 94 | - | - | - | - | - | - | - | - | - | - | - | - | - | | | | | 92 | - | - | - | - | - | - | - | - | - | - | - | - | - | | | | | 93 | - | - | - | - | - | - | - | - | - | - | - | - | - | | | | | 94 | - | - | - | - | - | - | - | - | - | - | - | - | - | | | | | 92 | 2: | 2: | 2: | 2: | 0: | 1: | 1: | 0: | 1: | 0: | 1: | 1: | 13: | | | | BELG-LUXEMBOURG | 92 | 2 | 2 | 2 | 2 | 2 | 2 | 2 | 2 | 2 | 2 | 2 | 2 | 23 | | | | | 93 | 2 | 2 | 2 | 1 | 2 | 1 | 1 | 1 | 1 | 2 | 2 | 2 | 19 | | | | DANMARK | 92 | - | 0 | 0 | 0 | 0 | 0 | 0 | 0 | 0 | 0 | 0 | 0 | 0 | | | | | 93 | - | 0 | 0 | 0 | 0 | 0 | 0 | 0 | 0 | 0 | 0 | 0 | 1 | | | | | 94 | 0 | 0 | 0 | 0 | 0 | 0 | 0 | 0 | 0 | 0 | 0 | 0 | 1 | | | | DEUTSCHLAND | 92 | 4 | 2 | 3 | 4 | 3 | 3 | 3 | 2 | 2 | 2 | 2 | 2 | 33 | | | | | 93 | 1 | 1 | 0 | 1 | 2 | 2 | 1 | 1 | 1 | 1 | 1 | 1 | 14 | | | | | 94 | 1 | 1 | 2 | 1 | 1 | 1 | 1 | : | : | : | : | : | : | | | | ELLADA | 92 | - | - | - | - | - | - | - | - | - | - | - | - | - | | | | | 93 | - | - | - | - | - | - | - | - | - | - | - | - | - | | | | ESPAÑA | 92 | - | 0 | 0 | 0 | 0 | 0 | 1 | 0 | 0 | 0 | 0 | 0 | 2 | | | | | 93 | 0 | 0 | 0 | 0 | 0 | 0 | 0 | 0 | 0 | 0 | 0 | 0 | 1 | | | | | 94 | 0 | - | 0 | - | : | : | : | : | : | : | : | : | : | | | | FRANCE | 92 | 0 | 0 | 0 | 0 | 0 | 0 | 0 | 0 | 0 | 0 | 0 | 0 | 4 | | | | | 93 | 0 | 0 | 0 | 0 | 0 | 0 | 0 | 0 | 0 | 0 | 0 | 0 | 2 | | | | | 94 | 0 | 0 | 0 | 0 | 0 | 0 | 0 | 0 | 0 | 0 | 0 | 0 | 0 | | | | IRELAND | 92 | - | 0 | - | 0 | - | - | - | - | 0 | 0 | 0 | 0 | 1 | | | | | 93 | 0 | - | - | - | 0 | - | - | - | 1 | 0 | 0 | 0 | 1 | | | | | 94 | - | - | - | - | - | - | - | - | : | : | : | : | : | | | | ITALIA | 92 | 0 | 0 | 0 | - | - | 0 | - | - | 0 | - | - | - | 0 | | | | | 93 | 0 | 0 | 0 | 0 | 0 | 0 | 0 | - | 0 | 0 | 0 | 0 | 1 | | | | | 94 | 0 | 0 | 0 | 0 | 0 | 0 | 0 | 0 | 0 | 0 | 0 | 0 | 1 | | | | NEDERLAND | 92 | 1 | 2 | 1 | 2 | 1 | 1 | 1 | 1 | 1 | 1 | 1 | 1 | 14 | | | | | 93 | 0 | 0 | 0 | 0 | 0 | 0 | 0 | 0 | 0 | 0 | 0 | 0 | 2 | | | | | 94 | 0 | 0 | 0 | 0 | 0 | 0 | 0 | 0 | 0 | 0 | 0 | 0 | 2 | | | | PORTUGAL | 92 | - | - | - | - | - | - | - | - | - | - | - | - | - | | | | | 93 | - | - | - | - | - | - | - | - | - | - | - | - | - | | | | | 94 | - | - | - | - | - | - | - | - | - | - | - | - | - | | | | UNITED KINGDOM | 92 | 0 | 0 | 0 | 0 | - | 0 | 0 | - | - | - | - | - | 1 | | | | | | | | | | | | | | | | | | | | | | | | | | | | | | | | | | | | | | | | | | | | | | | | | | | | | | | | | | | | | | | | | | | | | | | | | | | | | | | | | | | | | | | | | | | | | | | | | | | | | | | | | | | | | | | | | | | | | | | | | | | | | | | | | | | | | | | | | | | | | | | | | | | |
| ELLADA | 92 | - | - | 0 | 0 | 0 | 0 | - | - | - | 0 | - | - | 0 | | | | | 93 | - | - | - | - | - | - | - | - | - | - | - | - | - | | | | ESPAÑA | 92 | - | - | 0 | 0 | 0 | 0 | 0 | - | 0 | - | - | - | 0 | | | | | 93 | - | - | 0 | 0 | 0 | 0 | 0 | - | 0 | - | - | - | 0 | | | | | 94 | 0 | 0 | 0 | - | : | : | : | : | : | : | : | : | : | | | | FRANCE | 92 | 1 | 1 | 1 | 2 | 2 | 2 | 2 | 2 | 2 | 2 | 2 | 1 | 19 | | | | | 93 | 1 | 1 | 1 | 1 | 2 | 2 | 1 | 1 | 1 | 1 | 1 | 2 | 16 | | | | | 94 | 1 | 2 | 2 | 2 | 2 | 2 | : | : | : | : | : | : | : | | | | IRELAND | 92 | - | - | - | - | - | - | - | - | 0 | 0 | 0 | 0 | 0 | | | | | 93 | - | - | - | - | - | - | - | - | : | : | : | : | : | | | | | 94 | - | - | - | - | - | - | - | - | : | : | : | : | : | | | | ITALIA | 92 | 0 | 0 | 0 | 0 | 0 | 0 | 0 | 0 | 0 | 0 | 0 | 0 | 2 | | | | | 93 | 0 | 0 | 0 | 0 | 0 | 0 | 0 | 0 | 0 | 0 | 0 | 0 | 3 | | | | | 94 | 0 | 0 | 0 | 0 | 0 | 0 | 0 | 0 | 0 | 0 | 0 | 0 | 3 | | | | NEDERLAND | 92 | 3 | 3 | 4 | 4 | 3 | 3 | 3 | 3 | 3 | 3 | 3 | 4 | 40 | | | | | 93 | 2 | 2 | 2 | 2 | 3 | 2 | 3 | 2 | 2 | 2 | 4 | 3 | 29 | | | | | 94 | 3 | 2 | 3 | 2 | 2 | 2 | : | : | : | : | : | : | : | | | | PORTUGAL | 92 | - | - | 0 | 0 | - | - | - | - | - | - | - | 0 | 0 | | | | | 93 | - | - | - | - | - | - | - | - | - | - | - | - | - | | | | | 94 | - | - | - | - | - | - | - | - | - | - | - | - | - | | | | UNITED KINGDOM | 92 | - | - | - | - | - | - | - | - | - | - | - | - | - | | | | | 93 | - | - | - | - | - | - | - | - | - | - | - | - | - | | | | | 94 | - | - | - | - | - | - | - | - | - | - | - | - | - | | | | | 92 | - | - | - | - | - | - | - | - | - | - | - | - | - | | | | | 93 | - | - | - | - | - | - | - | - | - | - | - | - | - | | | | | 94 | - | - | - | - | - | - | - | - | - | - | - | - | - | | | | | 92 | 2: | 2: | 2: | 2: | 0: | 1: | 1: | 0: | 1: | 0: | 1: | 1: | 13: | | | | BELG-LUXEMBOURG | 92 | 2 | 2 | 2 | 2 | 2 | 2 | 2 | 2 | 2 | 2 | 2 | 2 | 23 | | | | | 93 | 2 | 2 | 2 | 1 | 2 | 1 | 1 | 1 | 1 | 2 | 2 | 2 | 19 | | | | DANMARK | 92 | - | 0 | 0 | 0 | 0 | 0 | 0 | 0 | 0 | 0 | 0 | 0 | 0 | | | | | 93 | - | 0 | 0 | 0 | 0 | 0 | 0 | 0 | 0 | 0 | 0 | 0 | 1 | | | | | 94 | 0 | 0 | 0 | 0 | 0 | 0 | 0 | 0 | 0 | 0 | 0 | 0 | 1 | | | | DEUTSCHLAND | 92 | 4 | 2 | 3 | 4 | 3 | 3 | 3 | 2 | 2 | 2 | 2 | 2 | 33 | | | | | 93 | 1 | 1 | 0 | 1 | 2 | 2 | 1 | 1 | 1 | 1 | 1 | 1 | 14 | | | | | 94 | 1 | 1 | 2 | 1 | 1 | 1 | 1 | : | : | : | : | : | : | | | | ELLADA | 92 | - | - | - | - | - | - | - | - | - | - | - | - | - | | | | | 93 | - | - | - | - | - | - | - | - | - | - | - | - | - | | | | ESPAÑA | 92 | - | 0 | 0 | 0 | 0 | 0 | 1 | 0 | 0 | 0 | 0 | 0 | 2 | | | | | 93 | 0 | 0 | 0 | 0 | 0 | 0 | 0 | 0 | 0 | 0 | 0 | 0 | 1 | | | | | 94 | 0 | - | 0 | - | : | : | : | : | : | : | : | : | : | | | | FRANCE | 92 | 0 | 0 | 0 | 0 | 0 | 0 | 0 | 0 | 0 | 0 | 0 | 0 | 4 | | | | | 93 | 0 | 0 | 0 | 0 | 0 | 0 | 0 | 0 | 0 | 0 | 0 | 0 | 2 | | | | | 94 | 0 | 0 | 0 | 0 | 0 | 0 | 0 | 0 | 0 | 0 | 0 | 0 | 0 | | | | IRELAND | 92 | - | 0 | - | 0 | - | - | - | - | 0 | 0 | 0 | 0 | 1 | | | | | 93 | 0 | - | - | - | 0 | - | - | - | 1 | 0 | 0 | 0 | 1 | | | | | 94 | - | - | - | - | - | - | - | - | : | : | : | : | : | | | | ITALIA | 92 | 0 | 0 | 0 | - | - | 0 | - | - | 0 | - | - | - | 0 | | | | | 93 | 0 | 0 | 0 | 0 | 0 | 0 | 0 | - | 0 | 0 | 0 | 0 | 1 | | | | | 94 | 0 | 0 | 0 | 0 | 0 | 0 | 0 | 0 | 0 | 0 | 0 | 0 | 1 | | | | NEDERLAND | 92 | 1 | 2 | 1 | 2 | 1 | 1 | 1 | 1 | 1 | 1 | 1 | 1 | 14 | | | | | 93 | 0 | 0 | 0 | 0 | 0 | 0 | 0 | 0 | 0 | 0 | 0 | 0 | 2 | | | | | 94 | 0 | 0 | 0 | 0 | 0 | 0 | 0 | 0 | 0 | 0 | 0 | 0 | 2 | | | | PORTUGAL | 92 | - | - | - | - | - | - | - | - | - | - | - | - | - | | | | | 93 | - | - | - | - | - | - | - | - | - | - | - | - | - | | | | | 94 | - | - | - | - | - | - | - | - | - | - | - | - | - | | | | UNITED KINGDOM | 92 | 0 | 0 | 0 | 0 | - | 0 | 0 | - | - | - | - | - | 1 | | | | | | | | | | | | | | | | | | | | | | | | | | | | | | | | | | | | | | | | | | | | | | | | | | | | | | | | | | | | | | | | | | | | | | | | | | | | | | | | | | | | | | | | | | | | | | | | | | | | | | | | | | | | | | | | | | | | | | | | | | | | | | | | | | | | | | | | | | | | | | | | | | | | | | | | | | | | | | | | | | | | | |
| | 93 | - | - | - | - | - | - | - | - | - | - | - | - | - | | | | ESPAÑA | 92 | - | - | 0 | 0 | 0 | 0 | 0 | - | 0 | - | - | - | 0 | | | | | 93 | - | - | 0 | 0 | 0 | 0 | 0 | - | 0 | - | - | - | 0 | | | | | 94 | 0 | 0 | 0 | - | : | : | : | : | : | : | : | : | : | | | | FRANCE | 92 | 1 | 1 | 1 | 2 | 2 | 2 | 2 | 2 | 2 | 2 | 2 | 1 | 19 | | | | | 93 | 1 | 1 | 1 | 1 | 2 | 2 | 1 | 1 | 1 | 1 | 1 | 2 | 16 | | | | | 94 | 1 | 2 | 2 | 2 | 2 | 2 | : | : | : | : | : | : | : | | | | IRELAND | 92 | - | - | - | - | - | - | - | - | 0 | 0 | 0 | 0 | 0 | | | | | 93 | - | - | - | - | - | - | - | - | : | : | : | : | : | | | | | 94 | - | - | - | - | - | - | - | - | : | : | : | : | : | | | | ITALIA | 92 | 0 | 0 | 0 | 0 | 0 | 0 | 0 | 0 | 0 | 0 | 0 | 0 | 2 | | | | | 93 | 0 | 0 | 0 | 0 | 0 | 0 | 0 | 0 | 0 | 0 | 0 | 0 | 3 | | | | | 94 | 0 | 0 | 0 | 0 | 0 | 0 | 0 | 0 | 0 | 0 | 0 | 0 | 3 | | | | NEDERLAND | 92 | 3 | 3 | 4 | 4 | 3 | 3 | 3 | 3 | 3 | 3 | 3 | 4 | 40 | | | | | 93 | 2 | 2 | 2 | 2 | 3 | 2 | 3 | 2 | 2 | 2 | 4 | 3 | 29 | | | | | 94 | 3 | 2 | 3 | 2 | 2 | 2 | : | : | : | : | : | : | : | | | | PORTUGAL | 92 | - | - | 0 | 0 | - | - | - | - | - | - | - | 0 | 0 | | | | | 93 | - | - | - | - | - | - | - | - | - | - | - | - | - | | | | | 94 | - | - | - | - | - | - | - | - | - | - | - | - | - | | | | UNITED KINGDOM | 92 | - | - | - | - | - | - | - | - | - | - | - | - | - | | | | | 93 | - | - | - | - | - | - | - | - | - | - | - | - | - | | | | | 94 | - | - | - | - | - | - | - | - | - | - | - | - | - | | | | | 92 | - | - | - | - | - | - | - | - | - | - | - | - | - | | | | | 93 | - | - | - | - | - | - | - | - | - | - | - | - | - | | | | | 94 | - | - | - | - | - | - | - | - | - | - | - | - | - | | | | | 92 | 2: | 2: | 2: | 2: | 0: | 1: | 1: | 0: | 1: | 0: | 1: | 1: | 13: | | | | BELG-LUXEMBOURG | 92 | 2 | 2 | 2 | 2 | 2 | 2 | 2 | 2 | 2 | 2 | 2 | 2 | 23 | | | | | 93 | 2 | 2 | 2 | 1 | 2 | 1 | 1 | 1 | 1 | 2 | 2 | 2 | 19 | | | | DANMARK | 92 | - | 0 | 0 | 0 | 0 | 0 | 0 | 0 | 0 | 0 | 0 | 0 | 0 | | | | | 93 | - | 0 | 0 | 0 | 0 | 0 | 0 | 0 | 0 | 0 | 0 | 0 | 1 | | | | | 94 | 0 | 0 | 0 | 0 | 0 | 0 | 0 | 0 | 0 | 0 | 0 | 0 | 1 | | | | DEUTSCHLAND | 92 | 4 | 2 | 3 | 4 | 3 | 3 | 3 | 2 | 2 | 2 | 2 | 2 | 33 | | | | | 93 | 1 | 1 | 0 | 1 | 2 | 2 | 1 | 1 | 1 | 1 | 1 | 1 | 14 | | | | | 94 | 1 | 1 | 2 | 1 | 1 | 1 | 1 | : | : | : | : | : | : | | | | ELLADA | 92 | - | - | - | - | - | - | - | - | - | - | - | - | - | | | | | 93 | - | - | - | - | - | - | - | - | - | - | - | - | - | | | | ESPAÑA | 92 | - | 0 | 0 | 0 | 0 | 0 | 1 | 0 | 0 | 0 | 0 | 0 | 2 | | | | | 93 | 0 | 0 | 0 | 0 | 0 | 0 | 0 | 0 | 0 | 0 | 0 | 0 | 1 | | | | | 94 | 0 | - | 0 | - | : | : | : | : | : | : | : | : | : | | | | FRANCE | 92 | 0 | 0 | 0 | 0 | 0 | 0 | 0 | 0 | 0 | 0 | 0 | 0 | 4 | | | | | 93 | 0 | 0 | 0 | 0 | 0 | 0 | 0 | 0 | 0 | 0 | 0 | 0 | 2 | | | | | 94 | 0 | 0 | 0 | 0 | 0 | 0 | 0 | 0 | 0 | 0 | 0 | 0 | 0 | | | | IRELAND | 92 | - | 0 | - | 0 | - | - | - | - | 0 | 0 | 0 | 0 | 1 | | | | | 93 | 0 | - | - | - | 0 | - | - | - | 1 | 0 | 0 | 0 | 1 | | | | | 94 | - | - | - | - | - | - | - | - | : | : | : | : | : | | | | ITALIA | 92 | 0 | 0 | 0 | - | - | 0 | - | - | 0 | - | - | - | 0 | | | | | 93 | 0 | 0 | 0 | 0 | 0 | 0 | 0 | - | 0 | 0 | 0 | 0 | 1 | | | | | 94 | 0 | 0 | 0 | 0 | 0 | 0 | 0 | 0 | 0 | 0 | 0 | 0 | 1 | | | | NEDERLAND | 92 | 1 | 2 | 1 | 2 | 1 | 1 | 1 | 1 | 1 | 1 | 1 | 1 | 14 | | | | | 93 | 0 | 0 | 0 | 0 | 0 | 0 | 0 | 0 | 0 | 0 | 0 | 0 | 2 | | | | | 94 | 0 | 0 | 0 | 0 | 0 | 0 | 0 | 0 | 0 | 0 | 0 | 0 | 2 | | | | PORTUGAL | 92 | - | - | - | - | - | - | - | - | - | - | - | - | - | | | | | 93 | - | - | - | - | - | - | - | - | - | - | - | - | - | | | | | 94 | - | - | - | - | - | - | - | - | - | - | - | - | - | | | | UNITED KINGDOM | 92 | 0 | 0 | 0 | 0 | - | 0 | 0 | - | - | - | - | - | 1 | | | | | | | | | | | | | | | | | | | | | | | | | | | | | | | | | | | | | | | | | | | | | | | | | | | | | | | | | | | | | | | | | | | | | | | | | | | | | | | | | | | | | | | | | | | | | | | | | | | | | | | | | | | | | | | | | | | | | | | | | | | | | | | | | | | | | | | | | | | | | | | | | | | | | | | | | | | | | | | | | | | | | | | | | | | | | | | | | | | | | | | |
| ESPAÑA | 92 | - | - | 0 | 0 | 0 | 0 | 0 | - | 0 | - | - | - | 0 | | | | | 93 | - | - | 0 | 0 | 0 | 0 | 0 | - | 0 | - | - | - | 0 | | | | | 94 | 0 | 0 | 0 | - | : | : | : | : | : | : | : | : | : | | | | FRANCE | 92 | 1 | 1 | 1 | 2 | 2 | 2 | 2 | 2 | 2 | 2 | 2 | 1 | 19 | | | | | 93 | 1 | 1 | 1 | 1 | 2 | 2 | 1 | 1 | 1 | 1 | 1 | 2 | 16 | | | | | 94 | 1 | 2 | 2 | 2 | 2 | 2 | : | : | : | : | : | : | : | | | | IRELAND | 92 | - | - | - | - | - | - | - | - | 0 | 0 | 0 | 0 | 0 | | | | | 93 | - | - | - | - | - | - | - | - | : | : | : | : | : | | | | | 94 | - | - | - | - | - | - | - | - | : | : | : | : | : | | | | ITALIA | 92 | 0 | 0 | 0 | 0 | 0 | 0 | 0 | 0 | 0 | 0 | 0 | 0 | 2 | | | | | 93 | 0 | 0 | 0 | 0 | 0 | 0 | 0 | 0 | 0 | 0 | 0 | 0 | 3 | | | | | 94 | 0 | 0 | 0 | 0 | 0 | 0 | 0 | 0 | 0 | 0 | 0 | 0 | 3 | | | | NEDERLAND | 92 | 3 | 3 | 4 | 4 | 3 | 3 | 3 | 3 | 3 | 3 | 3 | 4 | 40 | | | | | 93 | 2 | 2 | 2 | 2 | 3 | 2 | 3 | 2 | 2 | 2 | 4 | 3 | 29 | | | | | 94 | 3 | 2 | 3 | 2 | 2 | 2 | : | : | : | : | : | : | : | | | | PORTUGAL | 92 | - | - | 0 | 0 | - | - | - | - | - | - | - | 0 | 0 | | | | | 93 | - | - | - | - | - | - | - | - | - | - | - | - | - | | | | | 94 | - | - | - | - | - | - | - | - | - | - | - | - | - | | | | UNITED KINGDOM | 92 | - | - | - | - | - | - | - | - | - | - | - | - | - | | | | | 93 | - | - | - | - | - | - | - | - | - | - | - | - | - | | | | | 94 | - | - | - | - | - | - | - | - | - | - | - | - | - | | | | | 92 | - | - | - | - | - | - | - | - | - | - | - | - | - | | | | | 93 | - | - | - | - | - | - | - | - | - | - | - | - | - | | | | | 94 | - | - | - | - | - | - | - | - | - | - | - | - | - | | | | | 92 | 2: | 2: | 2: | 2: | 0: | 1: | 1: | 0: | 1: | 0: | 1: | 1: | 13: | | | | BELG-LUXEMBOURG | 92 | 2 | 2 | 2 | 2 | 2 | 2 | 2 | 2 | 2 | 2 | 2 | 2 | 23 | | | | | 93 | 2 | 2 | 2 | 1 | 2 | 1 | 1 | 1 | 1 | 2 | 2 | 2 | 19 | | | | DANMARK | 92 | - | 0 | 0 | 0 | 0 | 0 | 0 | 0 | 0 | 0 | 0 | 0 | 0 | | | | | 93 | - | 0 | 0 | 0 | 0 | 0 | 0 | 0 | 0 | 0 | 0 | 0 | 1 | | | | | 94 | 0 | 0 | 0 | 0 | 0 | 0 | 0 | 0 | 0 | 0 | 0 | 0 | 1 | | | | DEUTSCHLAND | 92 | 4 | 2 | 3 | 4 | 3 | 3 | 3 | 2 | 2 | 2 | 2 | 2 | 33 | | | | | 93 | 1 | 1 | 0 | 1 | 2 | 2 | 1 | 1 | 1 | 1 | 1 | 1 | 14 | | | | | 94 | 1 | 1 | 2 | 1 | 1 | 1 | 1 | : | : | : | : | : | : | | | | ELLADA | 92 | - | - | - | - | - | - | - | - | - | - | - | - | - | | | | | 93 | - | - | - | - | - | - | - | - | - | - | - | - | - | | | | ESPAÑA | 92 | - | 0 | 0 | 0 | 0 | 0 | 1 | 0 | 0 | 0 | 0 | 0 | 2 | | | | | 93 | 0 | 0 | 0 | 0 | 0 | 0 | 0 | 0 | 0 | 0 | 0 | 0 | 1 | | | | | 94 | 0 | - | 0 | - | : | : | : | : | : | : | : | : | : | | | | FRANCE | 92 | 0 | 0 | 0 | 0 | 0 | 0 | 0 | 0 | 0 | 0 | 0 | 0 | 4 | | | | | 93 | 0 | 0 | 0 | 0 | 0 | 0 | 0 | 0 | 0 | 0 | 0 | 0 | 2 | | | | | 94 | 0 | 0 | 0 | 0 | 0 | 0 | 0 | 0 | 0 | 0 | 0 | 0 | 0 | | | | IRELAND | 92 | - | 0 | - | 0 | - | - | - | - | 0 | 0 | 0 | 0 | 1 | | | | | 93 | 0 | - | - | - | 0 | - | - | - | 1 | 0 | 0 | 0 | 1 | | | | | 94 | - | - | - | - | - | - | - | - | : | : | : | : | : | | | | ITALIA | 92 | 0 | 0 | 0 | - | - | 0 | - | - | 0 | - | - | - | 0 | | | | | 93 | 0 | 0 | 0 | 0 | 0 | 0 | 0 | - | 0 | 0 | 0 | 0 | 1 | | | | | 94 | 0 | 0 | 0 | 0 | 0 | 0 | 0 | 0 | 0 | 0 | 0 | 0 | 1 | | | | NEDERLAND | 92 | 1 | 2 | 1 | 2 | 1 | 1 | 1 | 1 | 1 | 1 | 1 | 1 | 14 | | | | | 93 | 0 | 0 | 0 | 0 | 0 | 0 | 0 | 0 | 0 | 0 | 0 | 0 | 2 | | | | | 94 | 0 | 0 | 0 | 0 | 0 | 0 | 0 | 0 | 0 | 0 | 0 | 0 | 2 | | | | PORTUGAL | 92 | - | - | - | - | - | - | - | - | - | - | - | - | - | | | | | 93 | - | - | - | - | - | - | - | - | - | - | - | - | - | | | | | 94 | - | - | - | - | - | - | - | - | - | - | - | - | - | | | | UNITED KINGDOM | 92 | 0 | 0 | 0 | 0 | - | 0 | 0 | - | - | - | - | - | 1 | | | | | | | | | | | | | | | | | | | | | | | | | | | | | | | | | | | | | | | | | | | | | | | | | | | | | | | | | | | | | | | | | | | | | | | | | | | | | | | | | | | | | | | | | | | | | | | | | | | | | | | | | | | | | | | | | | | | | | | | | | | | | | | | | | | | | | | | | | | | | | | | | | | | | | | | | | | | | | | | | | | | | | | | | | | | | | | | | | | | | | | | | | | | | | | | | | | | | | | | | |
| | 93 | - | - | 0 | 0 | 0 | 0 | 0 | - | 0 | - | - | - | 0 | | | | | 94 | 0 | 0 | 0 | - | : | : | : | : | : | : | : | : | : | | | | FRANCE | 92 | 1 | 1 | 1 | 2 | 2 | 2 | 2 | 2 | 2 | 2 | 2 | 1 | 19 | | | | | 93 | 1 | 1 | 1 | 1 | 2 | 2 | 1 | 1 | 1 | 1 | 1 | 2 | 16 | | | | | 94 | 1 | 2 | 2 | 2 | 2 | 2 | : | : | : | : | : | : | : | | | | IRELAND | 92 | - | - | - | - | - | - | - | - | 0 | 0 | 0 | 0 | 0 | | | | | 93 | - | - | - | - | - | - | - | - | : | : | : | : | : | | | | | 94 | - | - | - | - | - | - | - | - | : | : | : | : | : | | | | ITALIA | 92 | 0 | 0 | 0 | 0 | 0 | 0 | 0 | 0 | 0 | 0 | 0 | 0 | 2 | | | | | 93 | 0 | 0 | 0 | 0 | 0 | 0 | 0 | 0 | 0 | 0 | 0 | 0 | 3 | | | | | 94 | 0 | 0 | 0 | 0 | 0 | 0 | 0 | 0 | 0 | 0 | 0 | 0 | 3 | | | | NEDERLAND | 92 | 3 | 3 | 4 | 4 | 3 | 3 | 3 | 3 | 3 | 3 | 3 | 4 | 40 | | | | | 93 | 2 | 2 | 2 | 2 | 3 | 2 | 3 | 2 | 2 | 2 | 4 | 3 | 29 | | | | | 94 | 3 | 2 | 3 | 2 | 2 | 2 | : | : | : | : | : | : | : | | | | PORTUGAL | 92 | - | - | 0 | 0 | - | - | - | - | - | - | - | 0 | 0 | | | | | 93 | - | - | - | - | - | - | - | - | - | - | - | - | - | | | | | 94 | - | - | - | - | - | - | - | - | - | - | - | - | - | | | | UNITED KINGDOM | 92 | - | - | - | - | - | - | - | - | - | - | - | - | - | | | | | 93 | - | - | - | - | - | - | - | - | - | - | - | - | - | | | | | 94 | - | - | - | - | - | - | - | - | - | - | - | - | - | | | | | 92 | - | - | - | - | - | - | - | - | - | - | - | - | - | | | | | 93 | - | - | - | - | - | - | - | - | - | - | - | - | - | | | | | 94 | - | - | - | - | - | - | - | - | - | - | - | - | - | | | | | 92 | 2: | 2: | 2: | 2: | 0: | 1: | 1: | 0: | 1: | 0: | 1: | 1: | 13: | | | | BELG-LUXEMBOURG | 92 | 2 | 2 | 2 | 2 | 2 | 2 | 2 | 2 | 2 | 2 | 2 | 2 | 23 | | | | | 93 | 2 | 2 | 2 | 1 | 2 | 1 | 1 | 1 | 1 | 2 | 2 | 2 | 19 | | | | DANMARK | 92 | - | 0 | 0 | 0 | 0 | 0 | 0 | 0 | 0 | 0 | 0 | 0 | 0 | | | | | 93 | - | 0 | 0 | 0 | 0 | 0 | 0 | 0 | 0 | 0 | 0 | 0 | 1 | | | | | 94 | 0 | 0 | 0 | 0 | 0 | 0 | 0 | 0 | 0 | 0 | 0 | 0 | 1 | | | | DEUTSCHLAND | 92 | 4 | 2 | 3 | 4 | 3 | 3 | 3 | 2 | 2 | 2 | 2 | 2 | 33 | | | | | 93 | 1 | 1 | 0 | 1 | 2 | 2 | 1 | 1 | 1 | 1 | 1 | 1 | 14 | | | | | 94 | 1 | 1 | 2 | 1 | 1 | 1 | 1 | : | : | : | : | : | : | | | | ELLADA | 92 | - | - | - | - | - | - | - | - | - | - | - | - | - | | | | | 93 | - | - | - | - | - | - | - | - | - | - | - | - | - | | | | ESPAÑA | 92 | - | 0 | 0 | 0 | 0 | 0 | 1 | 0 | 0 | 0 | 0 | 0 | 2 | | | | | 93 | 0 | 0 | 0 | 0 | 0 | 0 | 0 | 0 | 0 | 0 | 0 | 0 | 1 | | | | | 94 | 0 | - | 0 | - | : | : | : | : | : | : | : | : | : | | | | FRANCE | 92 | 0 | 0 | 0 | 0 | 0 | 0 | 0 | 0 | 0 | 0 | 0 | 0 | 4 | | | | | 93 | 0 | 0 | 0 | 0 | 0 | 0 | 0 | 0 | 0 | 0 | 0 | 0 | 2 | | | | | 94 | 0 | 0 | 0 | 0 | 0 | 0 | 0 | 0 | 0 | 0 | 0 | 0 | 0 | | | | IRELAND | 92 | - | 0 | - | 0 | - | - | - | - | 0 | 0 | 0 | 0 | 1 | | | | | 93 | 0 | - | - | - | 0 | - | - | - | 1 | 0 | 0 | 0 | 1 | | | | | 94 | - | - | - | - | - | - | - | - | : | : | : | : | : | | | | ITALIA | 92 | 0 | 0 | 0 | - | - | 0 | - | - | 0 | - | - | - | 0 | | | | | 93 | 0 | 0 | 0 | 0 | 0 | 0 | 0 | - | 0 | 0 | 0 | 0 | 1 | | | | | 94 | 0 | 0 | 0 | 0 | 0 | 0 | 0 | 0 | 0 | 0 | 0 | 0 | 1 | | | | NEDERLAND | 92 | 1 | 2 | 1 | 2 | 1 | 1 | 1 | 1 | 1 | 1 | 1 | 1 | 14 | | | | | 93 | 0 | 0 | 0 | 0 | 0 | 0 | 0 | 0 | 0 | 0 | 0 | 0 | 2 | | | | | 94 | 0 | 0 | 0 | 0 | 0 | 0 | 0 | 0 | 0 | 0 | 0 | 0 | 2 | | | | PORTUGAL | 92 | - | - | - | - | - | - | - | - | - | - | - | - | - | | | | | 93 | - | - | - | - | - | - | - | - | - | - | - | - | - | | | | | 94 | - | - | - | - | - | - | - | - | - | - | - | - | - | | | | UNITED KINGDOM | 92 | 0 | 0 | 0 | 0 | - | 0 | 0 | - | - | - | - | - | 1 | | | | | | | | | | | | | | | | | | | | | | | | | | | | | | | | | | | | | | | | | | | | | | | | | | | | | | | | | | | | | | | | | | | | | | | | | | | | | | | | | | | | | | | | | | | | | | | | | | | | | | | | | | | | | | | | | | | | | | | | | | | | | | | | | | | | | | | | | | | | | | | | | | | | | | | | | | | | | | | | | | | | | | | | | | | | | | | | | | | | | | | | | | | | | | | | | | | | | | | | | | | | | | | | | | | | | | | | | | | |
| | 94 | 0 | 0 | 0 | - | : | : | : | : | : | : | : | : | : | | | | FRANCE | 92 | 1 | 1 | 1 | 2 | 2 | 2 | 2 | 2 | 2 | 2 | 2 | 1 | 19 | | | | | 93 | 1 | 1 | 1 | 1 | 2 | 2 | 1 | 1 | 1 | 1 | 1 | 2 | 16 | | | | | 94 | 1 | 2 | 2 | 2 | 2 | 2 | : | : | : | : | : | : | : | | | | IRELAND | 92 | - | - | - | - | - | - | - | - | 0 | 0 | 0 | 0 | 0 | | | | | 93 | - | - | - | - | - | - | - | - | : | : | : | : | : | | | | | 94 | - | - | - | - | - | - | - | - | : | : | : | : | : | | | | ITALIA | 92 | 0 | 0 | 0 | 0 | 0 | 0 | 0 | 0 | 0 | 0 | 0 | 0 | 2 | | | | | 93 | 0 | 0 | 0 | 0 | 0 | 0 | 0 | 0 | 0 | 0 | 0 | 0 | 3 | | | | | 94 | 0 | 0 | 0 | 0 | 0 | 0 | 0 | 0 | 0 | 0 | 0 | 0 | 3 | | | | NEDERLAND | 92 | 3 | 3 | 4 | 4 | 3 | 3 | 3 | 3 | 3 | 3 | 3 | 4 | 40 | | | | | 93 | 2 | 2 | 2 | 2 | 3 | 2 | 3 | 2 | 2 | 2 | 4 | 3 | 29 | | | | | 94 | 3 | 2 | 3 | 2 | 2 | 2 | : | : | : | : | : | : | : | | | | PORTUGAL | 92 | - | - | 0 | 0 | - | - | - | - | - | - | - | 0 | 0 | | | | | 93 | - | - | - | - | - | - | - | - | - | - | - | - | - | | | | | 94 | - | - | - | - | - | - | - | - | - | - | - | - | - | | | | UNITED KINGDOM | 92 | - | - | - | - | - | - | - | - | - | - | - | - | - | | | | | 93 | - | - | - | - | - | - | - | - | - | - | - | - | - | | | | | 94 | - | - | - | - | - | - | - | - | - | - | - | - | - | | | | | 92 | - | - | - | - | - | - | - | - | - | - | - | - | - | | | | | 93 | - | - | - | - | - | - | - | - | - | - | - | - | - | | | | | 94 | - | - | - | - | - | - | - | - | - | - | - | - | - | | | | | 92 | 2: | 2: | 2: | 2: | 0: | 1: | 1: | 0: | 1: | 0: | 1: | 1: | 13: | | | | BELG-LUXEMBOURG | 92 | 2 | 2 | 2 | 2 | 2 | 2 | 2 | 2 | 2 | 2 | 2 | 2 | 23 | | | | | 93 | 2 | 2 | 2 | 1 | 2 | 1 | 1 | 1 | 1 | 2 | 2 | 2 | 19 | | | | DANMARK | 92 | - | 0 | 0 | 0 | 0 | 0 | 0 | 0 | 0 | 0 | 0 | 0 | 0 | | | | | 93 | - | 0 | 0 | 0 | 0 | 0 | 0 | 0 | 0 | 0 | 0 | 0 | 1 | | | | | 94 | 0 | 0 | 0 | 0 | 0 | 0 | 0 | 0 | 0 | 0 | 0 | 0 | 1 | | | | DEUTSCHLAND | 92 | 4 | 2 | 3 | 4 | 3 | 3 | 3 | 2 | 2 | 2 | 2 | 2 | 33 | | | | | 93 | 1 | 1 | 0 | 1 | 2 | 2 | 1 | 1 | 1 | 1 | 1 | 1 | 14 | | | | | 94 | 1 | 1 | 2 | 1 | 1 | 1 | 1 | : | : | : | : | : | : | | | | ELLADA | 92 | - | - | - | - | - | - | - | - | - | - | - | - | - | | | | | 93 | - | - | - | - | - | - | - | - | - | - | - | - | - | | | | ESPAÑA | 92 | - | 0 | 0 | 0 | 0 | 0 | 1 | 0 | 0 | 0 | 0 | 0 | 2 | | | | | 93 | 0 | 0 | 0 | 0 | 0 | 0 | 0 | 0 | 0 | 0 | 0 | 0 | 1 | | | | | 94 | 0 | - | 0 | - | : | : | : | : | : | : | : | : | : | | | | FRANCE | 92 | 0 | 0 | 0 | 0 | 0 | 0 | 0 | 0 | 0 | 0 | 0 | 0 | 4 | | | | | 93 | 0 | 0 | 0 | 0 | 0 | 0 | 0 | 0 | 0 | 0 | 0 | 0 | 2 | | | | | 94 | 0 | 0 | 0 | 0 | 0 | 0 | 0 | 0 | 0 | 0 | 0 | 0 | 0 | | | | IRELAND | 92 | - | 0 | - | 0 | - | - | - | - | 0 | 0 | 0 | 0 | 1 | | | | | 93 | 0 | - | - | - | 0 | - | - | - | 1 | 0 | 0 | 0 | 1 | | | | | 94 | - | - | - | - | - | - | - | - | : | : | : | : | : | | | | ITALIA | 92 | 0 | 0 | 0 | - | - | 0 | - | - | 0 | - | - | - | 0 | | | | | 93 | 0 | 0 | 0 | 0 | 0 | 0 | 0 | - | 0 | 0 | 0 | 0 | 1 | | | | | 94 | 0 | 0 | 0 | 0 | 0 | 0 | 0 | 0 | 0 | 0 | 0 | 0 | 1 | | | | NEDERLAND | 92 | 1 | 2 | 1 | 2 | 1 | 1 | 1 | 1 | 1 | 1 | 1 | 1 | 14 | | | | | 93 | 0 | 0 | 0 | 0 | 0 | 0 | 0 | 0 | 0 | 0 | 0 | 0 | 2 | | | | | 94 | 0 | 0 | 0 | 0 | 0 | 0 | 0 | 0 | 0 | 0 | 0 | 0 | 2 | | | | PORTUGAL | 92 | - | - | - | - | - | - | - | - | - | - | - | - | - | | | | | 93 | - | - | - | - | - | - | - | - | - | - | - | - | - | | | | | 94 | - | - | - | - | - | - | - | - | - | - | - | - | - | | | | UNITED KINGDOM | 92 | 0 | 0 | 0 | 0 | - | 0 | 0 | - | - | - | - | - | 1 | | | | | | | | | | | | | | | | | | | | | | | | | | | | | | | | | | | | | | | | | | | | | | | | | | | | | | | | | | | | | | | | | | | | | | | | | | | | | | | | | | | | | | | | | | | | | | | | | | | | | | | | | | | | | | | | | | | | | | | | | | | | | | | | | | | | | | | | | | | | | | | | | | | | | | | | | | | | | | | | | | | | | | | | | | | | | | | | | | | | | | | | | | | | | | | | | | | | | | | | | | | | | | | | | | | | | | | | | | | | | | | | | | | | | | | | | | | | | |
| FRANCE | 92 | 1 | 1 | 1 | 2 | 2 | 2 | 2 | 2 | 2 | 2 | 2 | 1 | 19 | | | | | 93 | 1 | 1 | 1 | 1 | 2 | 2 | 1 | 1 | 1 | 1 | 1 | 2 | 16 | | | | | 94 | 1 | 2 | 2 | 2 | 2 | 2 | : | : | : | : | : | : | : | | | | IRELAND | 92 | - | - | - | - | - | - | - | - | 0 | 0 | 0 | 0 | 0 | | | | | 93 | - | - | - | - | - | - | - | - | : | : | : | : | : | | | | | 94 | - | - | - | - | - | - | - | - | : | : | : | : | : | | | | ITALIA | 92 | 0 | 0 | 0 | 0 | 0 | 0 | 0 | 0 | 0 | 0 | 0 | 0 | 2 | | | | | 93 | 0 | 0 | 0 | 0 | 0 | 0 | 0 | 0 | 0 | 0 | 0 | 0 | 3 | | | | | 94 | 0 | 0 | 0 | 0 | 0 | 0 | 0 | 0 | 0 | 0 | 0 | 0 | 3 | | | | NEDERLAND | 92 | 3 | 3 | 4 | 4 | 3 | 3 | 3 | 3 | 3 | 3 | 3 | 4 | 40 | | | | | 93 | 2 | 2 | 2 | 2 | 3 | 2 | 3 | 2 | 2 | 2 | 4 | 3 | 29 | | | | | 94 | 3 | 2 | 3 | 2 | 2 | 2 | : | : | : | : | : | : | : | | | | PORTUGAL | 92 | - | - | 0 | 0 | - | - | - | - | - | - | - | 0 | 0 | | | | | 93 | - | - | - | - | - | - | - | - | - | - | - | - | - | | | | | 94 | - | - | - | - | - | - | - | - | - | - | - | - | - | | | | UNITED KINGDOM | 92 | - | - | - | - | - | - | - | - | - | - | - | - | - | | | | | 93 | - | - | - | - | - | - | - | - | - | - | - | - | - | | | | | 94 | - | - | - | - | - | - | - | - | - | - | - | - | - | | | | | 92 | - | - | - | - | - | - | - | - | - | - | - | - | - | | | | | 93 | - | - | - | - | - | - | - | - | - | - | - | - | - | | | | | 94 | - | - | - | - | - | - | - | - | - | - | - | - | - | | | | | 92 | 2: | 2: | 2: | 2: | 0: | 1: | 1: | 0: | 1: | 0: | 1: | 1: | 13: | | | | BELG-LUXEMBOURG | 92 | 2 | 2 | 2 | 2 | 2 | 2 | 2 | 2 | 2 | 2 | 2 | 2 | 23 | | | | | 93 | 2 | 2 | 2 | 1 | 2 | 1 | 1 | 1 | 1 | 2 | 2 | 2 | 19 | | | | DANMARK | 92 | - | 0 | 0 | 0 | 0 | 0 | 0 | 0 | 0 | 0 | 0 | 0 | 0 | | | | | 93 | - | 0 | 0 | 0 | 0 | 0 | 0 | 0 | 0 | 0 | 0 | 0 | 1 | | | | | 94 | 0 | 0 | 0 | 0 | 0 | 0 | 0 | 0 | 0 | 0 | 0 | 0 | 1 | | | | DEUTSCHLAND | 92 | 4 | 2 | 3 | 4 | 3 | 3 | 3 | 2 | 2 | 2 | 2 | 2 | 33 | | | | | 93 | 1 | 1 | 0 | 1 | 2 | 2 | 1 | 1 | 1 | 1 | 1 | 1 | 14 | | | | | 94 | 1 | 1 | 2 | 1 | 1 | 1 | 1 | : | : | : | : | : | : | | | | ELLADA | 92 | - | - | - | - | - | - | - | - | - | - | - | - | - | | | | | 93 | - | - | - | - | - | - | - | - | - | - | - | - | - | | | | ESPAÑA | 92 | - | 0 | 0 | 0 | 0 | 0 | 1 | 0 | 0 | 0 | 0 | 0 | 2 | | | | | 93 | 0 | 0 | 0 | 0 | 0 | 0 | 0 | 0 | 0 | 0 | 0 | 0 | 1 | | | | | 94 | 0 | - | 0 | - | : | : | : | : | : | : | : | : | : | | | | FRANCE | 92 | 0 | 0 | 0 | 0 | 0 | 0 | 0 | 0 | 0 | 0 | 0 | 0 | 4 | | | | | 93 | 0 | 0 | 0 | 0 | 0 | 0 | 0 | 0 | 0 | 0 | 0 | 0 | 2 | | | | | 94 | 0 | 0 | 0 | 0 | 0 | 0 | 0 | 0 | 0 | 0 | 0 | 0 | 0 | | | | IRELAND | 92 | - | 0 | - | 0 | - | - | - | - | 0 | 0 | 0 | 0 | 1 | | | | | 93 | 0 | - | - | - | 0 | - | - | - | 1 | 0 | 0 | 0 | 1 | | | | | 94 | - | - | - | - | - | - | - | - | : | : | : | : | : | | | | ITALIA | 92 | 0 | 0 | 0 | - | - | 0 | - | - | 0 | - | - | - | 0 | | | | | 93 | 0 | 0 | 0 | 0 | 0 | 0 | 0 | - | 0 | 0 | 0 | 0 | 1 | | | | | 94 | 0 | 0 | 0 | 0 | 0 | 0 | 0 | 0 | 0 | 0 | 0 | 0 | 1 | | | | NEDERLAND | 92 | 1 | 2 | 1 | 2 | 1 | 1 | 1 | 1 | 1 | 1 | 1 | 1 | 14 | | | | | 93 | 0 | 0 | 0 | 0 | 0 | 0 | 0 | 0 | 0 | 0 | 0 | 0 | 2 | | | | | 94 | 0 | 0 | 0 | 0 | 0 | 0 | 0 | 0 | 0 | 0 | 0 | 0 | 2 | | | | PORTUGAL | 92 | - | - | - | - | - | - | - | - | - | - | - | - | - | | | | | 93 | - | - | - | - | - | - | - | - | - | - | - | - | - | | | | | 94 | - | - | - | - | - | - | - | - | - | - | - | - | - | | | | UNITED KINGDOM | 92 | 0 | 0 | 0 | 0 | - | 0 | 0 | - | - | - | - | - | 1 | | | | | | | | | | | | | | | | | | | | | | | | | | | | | | | | | | | | | | | | | | | | | | | | | | | | | | | | | | | | | | | | | | | | | | | | | | | | | | | | | | | | | | | | | | | | | | | | | | | | | | | | | | | | | | | | | | | | | | | | | | | | | | | | | | | | | | | | | | | | | | | | | | | | | | | | | | | | | | | | | | | | | | | | | | | | | | | | | | | | | | | | | | | | | | | | | | | | | | | | | | | | | | | | | | | | | | | | | | | | | | | | | | | | | | | | | | | | | | | | | | | | | | | | | | | | | | | |
| | 93 | 1 | 1 | 1 | 1 | 2 | 2 | 1 | 1 | 1 | 1 | 1 | 2 | 16 | | | | | 94 | 1 | 2 | 2 | 2 | 2 | 2 | : | : | : | : | : | : | : | | | | IRELAND | 92 | - | - | - | - | - | - | - | - | 0 | 0 | 0 | 0 | 0 | | | | | 93 | - | - | - | - | - | - | - | - | : | : | : | : | : | | | | | 94 | - | - | - | - | - | - | - | - | : | : | : | : | : | | | | ITALIA | 92 | 0 | 0 | 0 | 0 | 0 | 0 | 0 | 0 | 0 | 0 | 0 | 0 | 2 | | | | | 93 | 0 | 0 | 0 | 0 | 0 | 0 | 0 | 0 | 0 | 0 | 0 | 0 | 3 | | | | | 94 | 0 | 0 | 0 | 0 | 0 | 0 | 0 | 0 | 0 | 0 | 0 | 0 | 3 | | | | NEDERLAND | 92 | 3 | 3 | 4 | 4 | 3 | 3 | 3 | 3 | 3 | 3 | 3 | 4 | 40 | | | | | 93 | 2 | 2 | 2 | 2 | 3 | 2 | 3 | 2 | 2 | 2 | 4 | 3 | 29 | | | | | 94 | 3 | 2 | 3 | 2 | 2 | 2 | : | : | : | : | : | : | : | | | | PORTUGAL | 92 | - | - | 0 | 0 | - | - | - | - | - | - | - | 0 | 0 | | | | | 93 | - | - | - | - | - | - | - | - | - | - | - | - | - | | | | | 94 | - | - | - | - | - | - | - | - | - | - | - | - | - | | | | UNITED KINGDOM | 92 | - | - | - | - | - | - | - | - | - | - | - | - | - | | | | | 93 | - | - | - | - | - | - | - | - | - | - | - | - | - | | | | | 94 | - | - | - | - | - | - | - | - | - | - | - | - | - | | | | | 92 | - | - | - | - | - | - | - | - | - | - | - | - | - | | | | | 93 | - | - | - | - | - | - | - | - | - | - | - | - | - | | | | | 94 | - | - | - | - | - | - | - | - | - | - | - | - | - | | | | | 92 | 2: | 2: | 2: | 2: | 0: | 1: | 1: | 0: | 1: | 0: | 1: | 1: | 13: | | | | BELG-LUXEMBOURG | 92 | 2 | 2 | 2 | 2 | 2 | 2 | 2 | 2 | 2 | 2 | 2 | 2 | 23 | | | | | 93 | 2 | 2 | 2 | 1 | 2 | 1 | 1 | 1 | 1 | 2 | 2 | 2 | 19 | | | | DANMARK | 92 | - | 0 | 0 | 0 | 0 | 0 | 0 | 0 | 0 | 0 | 0 | 0 | 0 | | | | | 93 | - | 0 | 0 | 0 | 0 | 0 | 0 | 0 | 0 | 0 | 0 | 0 | 1 | | | | | 94 | 0 | 0 | 0 | 0 | 0 | 0 | 0 | 0 | 0 | 0 | 0 | 0 | 1 | | | | DEUTSCHLAND | 92 | 4 | 2 | 3 | 4 | 3 | 3 | 3 | 2 | 2 | 2 | 2 | 2 | 33 | | | | | 93 | 1 | 1 | 0 | 1 | 2 | 2 | 1 | 1 | 1 | 1 | 1 | 1 | 14 | | | | | 94 | 1 | 1 | 2 | 1 | 1 | 1 | 1 | : | : | : | : | : | : | | | | ELLADA | 92 | - | - | - | - | - | - | - | - | - | - | - | - | - | | | | | 93 | - | - | - | - | - | - | - | - | - | - | - | - | - | | | | ESPAÑA | 92 | - | 0 | 0 | 0 | 0 | 0 | 1 | 0 | 0 | 0 | 0 | 0 | 2 | | | | | 93 | 0 | 0 | 0 | 0 | 0 | 0 | 0 | 0 | 0 | 0 | 0 | 0 | 1 | | | | | 94 | 0 | - | 0 | - | : | : | : | : | : | : | : | : | : | | | | FRANCE | 92 | 0 | 0 | 0 | 0 | 0 | 0 | 0 | 0 | 0 | 0 | 0 | 0 | 4 | | | | | 93 | 0 | 0 | 0 | 0 | 0 | 0 | 0 | 0 | 0 | 0 | 0 | 0 | 2 | | | | | 94 | 0 | 0 | 0 | 0 | 0 | 0 | 0 | 0 | 0 | 0 | 0 | 0 | 0 | | | | IRELAND | 92 | - | 0 | - | 0 | - | - | - | - | 0 | 0 | 0 | 0 | 1 | | | | | 93 | 0 | - | - | - | 0 | - | - | - | 1 | 0 | 0 | 0 | 1 | | | | | 94 | - | - | - | - | - | - | - | - | : | : | : | : | : | | | | ITALIA | 92 | 0 | 0 | 0 | - | - | 0 | - | - | 0 | - | - | - | 0 | | | | | 93 | 0 | 0 | 0 | 0 | 0 | 0 | 0 | - | 0 | 0 | 0 | 0 | 1 | | | | | 94 | 0 | 0 | 0 | 0 | 0 | 0 | 0 | 0 | 0 | 0 | 0 | 0 | 1 | | | | NEDERLAND | 92 | 1 | 2 | 1 | 2 | 1 | 1 | 1 | 1 | 1 | 1 | 1 | 1 | 14 | | | | | 93 | 0 | 0 | 0 | 0 | 0 | 0 | 0 | 0 | 0 | 0 | 0 | 0 | 2 | | | | | 94 | 0 | 0 | 0 | 0 | 0 | 0 | 0 | 0 | 0 | 0 | 0 | 0 | 2 | | | | PORTUGAL | 92 | - | - | - | - | - | - | - | - | - | - | - | - | - | | | | | 93 | - | - | - | - | - | - | - | - | - | - | - | - | - | | | | | 94 | - | - | - | - | - | - | - | - | - | - | - | - | - | | | | UNITED KINGDOM | 92 | 0 | 0 | 0 | 0 | - | 0 | 0 | - | - | - | - | - | 1 | | | | | | | | | | | | | | | | | | | | | | | | | | | | | | | | | | | | | | | | | | | | | | | | | | | | | | | | | | | | | | | | | | | | | | | | | | | | | | | | | | | | | | | | | | | | | | | | | | | | | | | | | | | | | | | | | | | | | | | | | | | | | | | | | | | | | | | | | | | | | | | | | | | | | | | | | | | | | | | | | | | | | | | | | | | | | | | | | | | | | | | | | | | | | | | | | | | | | | | | | | | | | | | | | | | | | | | | | | | | | | | | | | | | | | | | | | | | | | | | | | | | | | | | | | | | | | | | | | | | | | | | | | | | | | | | | |
| | 94 | 1 | 2 | 2 | 2 | 2 | 2 | : | : | : | : | : | : | : | | | | IRELAND | 92 | - | - | - | - | - | - | - | - | 0 | 0 | 0 | 0 | 0 | | | | | 93 | - | - | - | - | - | - | - | - | : | : | : | : | : | | | | | 94 | - | - | - | - | - | - | - | - | : | : | : | : | : | | | | ITALIA | 92 | 0 | 0 | 0 | 0 | 0 | 0 | 0 | 0 | 0 | 0 | 0 | 0 | 2 | | | | | 93 | 0 | 0 | 0 | 0 | 0 | 0 | 0 | 0 | 0 | 0 | 0 | 0 | 3 | | | | | 94 | 0 | 0 | 0 | 0 | 0 | 0 | 0 | 0 | 0 | 0 | 0 | 0 | 3 | | | | NEDERLAND | 92 | 3 | 3 | 4 | 4 | 3 | 3 | 3 | 3 | 3 | 3 | 3 | 4 | 40 | | | | | 93 | 2 | 2 | 2 | 2 | 3 | 2 | 3 | 2 | 2 | 2 | 4 | 3 | 29 | | | | | 94 | 3 | 2 | 3 | 2 | 2 | 2 | : | : | : | : | : | : | : | | | | PORTUGAL | 92 | - | - | 0 | 0 | - | - | - | - | - | - | - | 0 | 0 | | | | | 93 | - | - | - | - | - | - | - | - | - | - | - | - | - | | | | | 94 | - | - | - | - | - | - | - | - | - | - | - | - | - | | | | UNITED KINGDOM | 92 | - | - | - | - | - | - | - | - | - | - | - | - | - | | | | | 93 | - | - | - | - | - | - | - | - | - | - | - | - | - | | | | | 94 | - | - | - | - | - | - | - | - | - | - | - | - | - | | | | | 92 | - | - | - | - | - | - | - | - | - | - | - | - | - | | | | | 93 | - | - | - | - | - | - | - | - | - | - | - | - | - | | | | | 94 | - | - | - | - | - | - | - | - | - | - | - | - | - | | | | | 92 | 2: | 2: | 2: | 2: | 0: | 1: | 1: | 0: | 1: | 0: | 1: | 1: | 13: | | | | BELG-LUXEMBOURG | 92 | 2 | 2 | 2 | 2 | 2 | 2 | 2 | 2 | 2 | 2 | 2 | 2 | 23 | | | | | 93 | 2 | 2 | 2 | 1 | 2 | 1 | 1 | 1 | 1 | 2 | 2 | 2 | 19 | | | | DANMARK | 92 | - | 0 | 0 | 0 | 0 | 0 | 0 | 0 | 0 | 0 | 0 | 0 | 0 | | | | | 93 | - | 0 | 0 | 0 | 0 | 0 | 0 | 0 | 0 | 0 | 0 | 0 | 1 | | | | | 94 | 0 | 0 | 0 | 0 | 0 | 0 | 0 | 0 | 0 | 0 | 0 | 0 | 1 | | | | DEUTSCHLAND | 92 | 4 | 2 | 3 | 4 | 3 | 3 | 3 | 2 | 2 | 2 | 2 | 2 | 33 | | | | | 93 | 1 | 1 | 0 | 1 | 2 | 2 | 1 | 1 | 1 | 1 | 1 | 1 | 14 | | | | | 94 | 1 | 1 | 2 | 1 | 1 | 1 | 1 | : | : | : | : | : | : | | | | ELLADA | 92 | - | - | - | - | - | - | - | - | - | - | - | - | - | | | | | 93 | - | - | - | - | - | - | - | - | - | - | - | - | - | | | | ESPAÑA | 92 | - | 0 | 0 | 0 | 0 | 0 | 1 | 0 | 0 | 0 | 0 | 0 | 2 | | | | | 93 | 0 | 0 | 0 | 0 | 0 | 0 | 0 | 0 | 0 | 0 | 0 | 0 | 1 | | | | | 94 | 0 | - | 0 | - | : | : | : | : | : | : | : | : | : | | | | FRANCE | 92 | 0 | 0 | 0 | 0 | 0 | 0 | 0 | 0 | 0 | 0 | 0 | 0 | 4 | | | | | 93 | 0 | 0 | 0 | 0 | 0 | 0 | 0 | 0 | 0 | 0 | 0 | 0 | 2 | | | | | 94 | 0 | 0 | 0 | 0 | 0 | 0 | 0 | 0 | 0 | 0 | 0 | 0 | 0 | | | | IRELAND | 92 | - | 0 | - | 0 | - | - | - | - | 0 | 0 | 0 | 0 | 1 | | | | | 93 | 0 | - | - | - | 0 | - | - | - | 1 | 0 | 0 | 0 | 1 | | | | | 94 | - | - | - | - | - | - | - | - | : | : | : | : | : | | | | ITALIA | 92 | 0 | 0 | 0 | - | - | 0 | - | - | 0 | - | - | - | 0 | | | | | 93 | 0 | 0 | 0 | 0 | 0 | 0 | 0 | - | 0 | 0 | 0 | 0 | 1 | | | | | 94 | 0 | 0 | 0 | 0 | 0 | 0 | 0 | 0 | 0 | 0 | 0 | 0 | 1 | | | | NEDERLAND | 92 | 1 | 2 | 1 | 2 | 1 | 1 | 1 | 1 | 1 | 1 | 1 | 1 | 14 | | | | | 93 | 0 | 0 | 0 | 0 | 0 | 0 | 0 | 0 | 0 | 0 | 0 | 0 | 2 | | | | | 94 | 0 | 0 | 0 | 0 | 0 | 0 | 0 | 0 | 0 | 0 | 0 | 0 | 2 | | | | PORTUGAL | 92 | - | - | - | - | - | - | - | - | - | - | - | - | - | | | | | 93 | - | - | - | - | - | - | - | - | - | - | - | - | - | | | | | 94 | - | - | - | - | - | - | - | - | - | - | - | - | - | | | | UNITED KINGDOM | 92 | 0 | 0 | 0 | 0 | - | 0 | 0 | - | - | - | - | - | 1 | | | | | | | | | | | | | | | | | | | | | | | | | | | | | | | | | | | | | | | | | | | | | | | | | | | | | | | | | | | | | | | | | | | | | | | | | | | | | | | | | | | | | | | | | | | | | | | | | | | | | | | | | | | | | | | | | | | | | | | | | | | | | | | | | | | | | | | | | | | | | | | | | | | | | | | | | | | | | | | | | | | | | | | | | | | | | | | | | | | | | | | | | | | | | | | | | | | | | | | | | | | | | | | | | | | | | | | | | | | | | | | | | | | | | | | | | | | | | | | | | | | | | | | | | | | | | | | | | | | | | | | | | | | | | | | | | | | | | | | | | | | | | | | | | | | |
| IRELAND | 92 | - | - | - | - | - | - | - | - | 0 | 0 | 0 | 0 | 0 | | | | | 93 | - | - | - | - | - | - | - | - | : | : | : | : | : | | | | | 94 | - | - | - | - | - | - | - | - | : | : | : | : | : | | | | ITALIA | 92 | 0 | 0 | 0 | 0 | 0 | 0 | 0 | 0 | 0 | 0 | 0 | 0 | 2 | | | | | 93 | 0 | 0 | 0 | 0 | 0 | 0 | 0 | 0 | 0 | 0 | 0 | 0 | 3 | | | | | 94 | 0 | 0 | 0 | 0 | 0 | 0 | 0 | 0 | 0 | 0 | 0 | 0 | 3 | | | | NEDERLAND | 92 | 3 | 3 | 4 | 4 | 3 | 3 | 3 | 3 | 3 | 3 | 3 | 4 | 40 | | | | | 93 | 2 | 2 | 2 | 2 | 3 | 2 | 3 | 2 | 2 | 2 | 4 | 3 | 29 | | | | | 94 | 3 | 2 | 3 | 2 | 2 | 2 | : | : | : | : | : | : | : | | | | PORTUGAL | 92 | - | - | 0 | 0 | - | - | - | - | - | - | - | 0 | 0 | | | | | 93 | - | - | - | - | - | - | - | - | - | - | - | - | - | | | | | 94 | - | - | - | - | - | - | - | - | - | - | - | - | - | | | | UNITED KINGDOM | 92 | - | - | - | - | - | - | - | - | - | - | - | - | - | | | | | 93 | - | - | - | - | - | - | - | - | - | - | - | - | - | | | | | 94 | - | - | - | - | - | - | - | - | - | - | - | - | - | | | | | 92 | - | - | - | - | - | - | - | - | - | - | - | - | - | | | | | 93 | - | - | - | - | - | - | - | - | - | - | - | - | - | | | | | 94 | - | - | - | - | - | - | - | - | - | - | - | - | - | | | | | 92 | 2: | 2: | 2: | 2: | 0: | 1: | 1: | 0: | 1: | 0: | 1: | 1: | 13: | | | | BELG-LUXEMBOURG | 92 | 2 | 2 | 2 | 2 | 2 | 2 | 2 | 2 | 2 | 2 | 2 | 2 | 23 | | | | | 93 | 2 | 2 | 2 | 1 | 2 | 1 | 1 | 1 | 1 | 2 | 2 | 2 | 19 | | | | DANMARK | 92 | - | 0 | 0 | 0 | 0 | 0 | 0 | 0 | 0 | 0 | 0 | 0 | 0 | | | | | 93 | - | 0 | 0 | 0 | 0 | 0 | 0 | 0 | 0 | 0 | 0 | 0 | 1 | | | | | 94 | 0 | 0 | 0 | 0 | 0 | 0 | 0 | 0 | 0 | 0 | 0 | 0 | 1 | | | | DEUTSCHLAND | 92 | 4 | 2 | 3 | 4 | 3 | 3 | 3 | 2 | 2 | 2 | 2 | 2 | 33 | | | | | 93 | 1 | 1 | 0 | 1 | 2 | 2 | 1 | 1 | 1 | 1 | 1 | 1 | 14 | | | | | 94 | 1 | 1 | 2 | 1 | 1 | 1 | 1 | : | : | : | : | : | : | | | | ELLADA | 92 | - | - | - | - | - | - | - | - | - | - | - | - | - | | | | | 93 | - | - | - | - | - | - | - | - | - | - | - | - | - | | | | ESPAÑA | 92 | - | 0 | 0 | 0 | 0 | 0 | 1 | 0 | 0 | 0 | 0 | 0 | 2 | | | | | 93 | 0 | 0 | 0 | 0 | 0 | 0 | 0 | 0 | 0 | 0 | 0 | 0 | 1 | | | | | 94 | 0 | - | 0 | - | : | : | : | : | : | : | : | : | : | | | | FRANCE | 92 | 0 | 0 | 0 | 0 | 0 | 0 | 0 | 0 | 0 | 0 | 0 | 0 | 4 | | | | | 93 | 0 | 0 | 0 | 0 | 0 | 0 | 0 | 0 | 0 | 0 | 0 | 0 | 2 | | | | | 94 | 0 | 0 | 0 | 0 | 0 | 0 | 0 | 0 | 0 | 0 | 0 | 0 | 0 | | | | IRELAND | 92 | - | 0 | - | 0 | - | - | - | - | 0 | 0 | 0 | 0 | 1 | | | | | 93 | 0 | - | - | - | 0 | - | - | - | 1 | 0 | 0 | 0 | 1 | | | | | 94 | - | - | - | - | - | - | - | - | : | : | : | : | : | | | | ITALIA | 92 | 0 | 0 | 0 | - | - | 0 | - | - | 0 | - | - | - | 0 | | | | | 93 | 0 | 0 | 0 | 0 | 0 | 0 | 0 | - | 0 | 0 | 0 | 0 | 1 | | | | | 94 | 0 | 0 | 0 | 0 | 0 | 0 | 0 | 0 | 0 | 0 | 0 | 0 | 1 | | | | NEDERLAND | 92 | 1 | 2 | 1 | 2 | 1 | 1 | 1 | 1 | 1 | 1 | 1 | 1 | 14 | | | | | 93 | 0 | 0 | 0 | 0 | 0 | 0 | 0 | 0 | 0 | 0 | 0 | 0 | 2 | | | | | 94 | 0 | 0 | 0 | 0 | 0 | 0 | 0 | 0 | 0 | 0 | 0 | 0 | 2 | | | | PORTUGAL | 92 | - | - | - | - | - | - | - | - | - | - | - | - | - | | | | | 93 | - | - | - | - | - | - | - | - | - | - | - | - | - | | | | | 94 | - | - | - | - | - | - | - | - | - | - | - | - | - | | | | UNITED KINGDOM | 92 | 0 | 0 | 0 | 0 | - | 0 | 0 | - | - | - | - | - | 1 | | | | | | | | | | | | | | | | | | | | | | | | | | | | | | | | | | | | | | | | | | | | | | | | | | | | | | | | | | | | | | | | | | | | | | | | | | | | | | | | | | | | | | | | | | | | | | | | | | | | | | | | | | | | | | | | | | | | | | | | | | | | | | | | | | | | | | | | | | | | | | | | | | | | | | | | | | | | | | | | | | | | | | | | | | | | | | | | | | | | | | | | | | | | | | | | | | | | | | | | | | | | | | | | | | | | | | | | | | | | | | | | | | | | | | | | | | | | | | | | | | | | | | | | | | | | | | | | | | | | | | | | | | | | | | | | | | | | | | | | | | | | | | | | | | | | | | | | | | | | | | | | | | | | | |
| | 93 | - | - | - | - | - | - | - | - | : | : | : | : | : | | | | | 94 | - | - | - | - | - | - | - | - | : | : | : | : | : | | | | ITALIA | 92 | 0 | 0 | 0 | 0 | 0 | 0 | 0 | 0 | 0 | 0 | 0 | 0 | 2 | | | | | 93 | 0 | 0 | 0 | 0 | 0 | 0 | 0 | 0 | 0 | 0 | 0 | 0 | 3 | | | | | 94 | 0 | 0 | 0 | 0 | 0 | 0 | 0 | 0 | 0 | 0 | 0 | 0 | 3 | | | | NEDERLAND | 92 | 3 | 3 | 4 | 4 | 3 | 3 | 3 | 3 | 3 | 3 | 3 | 4 | 40 | | | | | 93 | 2 | 2 | 2 | 2 | 3 | 2 | 3 | 2 | 2 | 2 | 4 | 3 | 29 | | | | | 94 | 3 | 2 | 3 | 2 | 2 | 2 | : | : | : | : | : | : | : | | | | PORTUGAL | 92 | - | - | 0 | 0 | - | - | - | - | - | - | - | 0 | 0 | | | | | 93 | - | - | - | - | - | - | - | - | - | - | - | - | - | | | | | 94 | - | - | - | - | - | - | - | - | - | - | - | - | - | | | | UNITED KINGDOM | 92 | - | - | - | - | - | - | - | - | - | - | - | - | - | | | | | 93 | - | - | - | - | - | - | - | - | - | - | - | - | - | | | | | 94 | - | - | - | - | - | - | - | - | - | - | - | - | - | | | | | 92 | - | - | - | - | - | - | - | - | - | - | - | - | - | | | | | 93 | - | - | - | - | - | - | - | - | - | - | - | - | - | | | | | 94 | - | - | - | - | - | - | - | - | - | - | - | - | - | | | | | 92 | 2: | 2: | 2: | 2: | 0: | 1: | 1: | 0: | 1: | 0: | 1: | 1: | 13: | | | | BELG-LUXEMBOURG | 92 | 2 | 2 | 2 | 2 | 2 | 2 | 2 | 2 | 2 | 2 | 2 | 2 | 23 | | | | | 93 | 2 | 2 | 2 | 1 | 2 | 1 | 1 | 1 | 1 | 2 | 2 | 2 | 19 | | | | DANMARK | 92 | - | 0 | 0 | 0 | 0 | 0 | 0 | 0 | 0 | 0 | 0 | 0 | 0 | | | | | 93 | - | 0 | 0 | 0 | 0 | 0 | 0 | 0 | 0 | 0 | 0 | 0 | 1 | | | | | 94 | 0 | 0 | 0 | 0 | 0 | 0 | 0 | 0 | 0 | 0 | 0 | 0 | 1 | | | | DEUTSCHLAND | 92 | 4 | 2 | 3 | 4 | 3 | 3 | 3 | 2 | 2 | 2 | 2 | 2 | 33 | | | | | 93 | 1 | 1 | 0 | 1 | 2 | 2 | 1 | 1 | 1 | 1 | 1 | 1 | 14 | | | | | 94 | 1 | 1 | 2 | 1 | 1 | 1 | 1 | : | : | : | : | : | : | | | | ELLADA | 92 | - | - | - | - | - | - | - | - | - | - | - | - | - | | | | | 93 | - | - | - | - | - | - | - | - | - | - | - | - | - | | | | ESPAÑA | 92 | - | 0 | 0 | 0 | 0 | 0 | 1 | 0 | 0 | 0 | 0 | 0 | 2 | | | | | 93 | 0 | 0 | 0 | 0 | 0 | 0 | 0 | 0 | 0 | 0 | 0 | 0 | 1 | | | | | 94 | 0 | - | 0 | - | : | : | : | : | : | : | : | : | : | | | | FRANCE | 92 | 0 | 0 | 0 | 0 | 0 | 0 | 0 | 0 | 0 | 0 | 0 | 0 | 4 | | | | | 93 | 0 | 0 | 0 | 0 | 0 | 0 | 0 | 0 | 0 | 0 | 0 | 0 | 2 | | | | | 94 | 0 | 0 | 0 | 0 | 0 | 0 | 0 | 0 | 0 | 0 | 0 | 0 | 0 | | | | IRELAND | 92 | - | 0 | - | 0 | - | - | - | - | 0 | 0 | 0 | 0 | 1 | | | | | 93 | 0 | - | - | - | 0 | - | - | - | 1 | 0 | 0 | 0 | 1 | | | | | 94 | - | - | - | - | - | - | - | - | : | : | : | : | : | | | | ITALIA | 92 | 0 | 0 | 0 | - | - | 0 | - | - | 0 | - | - | - | 0 | | | | | 93 | 0 | 0 | 0 | 0 | 0 | 0 | 0 | - | 0 | 0 | 0 | 0 | 1 | | | | | 94 | 0 | 0 | 0 | 0 | 0 | 0 | 0 | 0 | 0 | 0 | 0 | 0 | 1 | | | | NEDERLAND | 92 | 1 | 2 | 1 | 2 | 1 | 1 | 1 | 1 | 1 | 1 | 1 | 1 | 14 | | | | | 93 | 0 | 0 | 0 | 0 | 0 | 0 | 0 | 0 | 0 | 0 | 0 | 0 | 2 | | | | | 94 | 0 | 0 | 0 | 0 | 0 | 0 | 0 | 0 | 0 | 0 | 0 | 0 | 2 | | | | PORTUGAL | 92 | - | - | - | - | - | - | - | - | - | - | - | - | - | | | | | 93 | - | - | - | - | - | - | - | - | - | - | - | - | - | | | | | 94 | - | - | - | - | - | - | - | - | - | - | - | - | - | | | | UNITED KINGDOM | 92 | 0 | 0 | 0 | 0 | - | 0 | 0 | - | - | - | - | - | 1 | | | | | | | | | | | | | | | | | | | | | | | | | | | | | | | | | | | | | | | | | | | | | | | | | | | | | | | | | | | | | | | | | | | | | | | | | | | | | | | | | | | | | | | | | | | | | | | | | | | | | | | | | | | | | | | | | | | | | | | | | | | | | | | | | | | | | | | | | | | | | | | | | | | | | | | | | | | | | | | | | | | | | | | | | | | | | | | | | | | | | | | | | | | | | | | | | | | | | | | | | | | | | | | | | | | | | | | | | | | | | | | | | | | | | | | | | | | | | | | | | | | | | | | | | | | | | | | | | | | | | | | | | | | | | | | | | | | | | | | | | | | | | | | | | | | | | | | | | | | | | | | | | | | | | | | | | | | | | | | | | | | | | | | |
| | 94 | - | - | - | - | - | - | - | - | : | : | : | : | : | | | | ITALIA | 92 | 0 | 0 | 0 | 0 | 0 | 0 | 0 | 0 | 0 | 0 | 0 | 0 | 2 | | | | | 93 | 0 | 0 | 0 | 0 | 0 | 0 | 0 | 0 | 0 | 0 | 0 | 0 | 3 | | | | | 94 | 0 | 0 | 0 | 0 | 0 | 0 | 0 | 0 | 0 | 0 | 0 | 0 | 3 | | | | NEDERLAND | 92 | 3 | 3 | 4 | 4 | 3 | 3 | 3 | 3 | 3 | 3 | 3 | 4 | 40 | | | | | 93 | 2 | 2 | 2 | 2 | 3 | 2 | 3 | 2 | 2 | 2 | 4 | 3 | 29 | | | | | 94 | 3 | 2 | 3 | 2 | 2 | 2 | : | : | : | : | : | : | : | | | | PORTUGAL | 92 | - | - | 0 | 0 | - | - | - | - | - | - | - | 0 | 0 | | | | | 93 | - | - | - | - | - | - | - | - | - | - | - | - | - | | | | | 94 | - | - | - | - | - | - | - | - | - | - | - | - | - | | | | UNITED KINGDOM | 92 | - | - | - | - | - | - | - | - | - | - | - | - | - | | | | | 93 | - | - | - | - | - | - | - | - | - | - | - | - | - | | | | | 94 | - | - | - | - | - | - | - | - | - | - | - | - | - | | | | | 92 | - | - | - | - | - | - | - | - | - | - | - | - | - | | | | | 93 | - | - | - | - | - | - | - | - | - | - | - | - | - | | | | | 94 | - | - | - | - | - | - | - | - | - | - | - | - | - | | | | | 92 | 2: | 2: | 2: | 2: | 0: | 1: | 1: | 0: | 1: | 0: | 1: | 1: | 13: | | | | BELG-LUXEMBOURG | 92 | 2 | 2 | 2 | 2 | 2 | 2 | 2 | 2 | 2 | 2 | 2 | 2 | 23 | | | | | 93 | 2 | 2 | 2 | 1 | 2 | 1 | 1 | 1 | 1 | 2 | 2 | 2 | 19 | | | | DANMARK | 92 | - | 0 | 0 | 0 | 0 | 0 | 0 | 0 | 0 | 0 | 0 | 0 | 0 | | | | | 93 | - | 0 | 0 | 0 | 0 | 0 | 0 | 0 | 0 | 0 | 0 | 0 | 1 | | | | | 94 | 0 | 0 | 0 | 0 | 0 | 0 | 0 | 0 | 0 | 0 | 0 | 0 | 1 | | | | DEUTSCHLAND | 92 | 4 | 2 | 3 | 4 | 3 | 3 | 3 | 2 | 2 | 2 | 2 | 2 | 33 | | | | | 93 | 1 | 1 | 0 | 1 | 2 | 2 | 1 | 1 | 1 | 1 | 1 | 1 | 14 | | | | | 94 | 1 | 1 | 2 | 1 | 1 | 1 | 1 | : | : | : | : | : | : | | | | ELLADA | 92 | - | - | - | - | - | - | - | - | - | - | - | - | - | | | | | 93 | - | - | - | - | - | - | - | - | - | - | - | - | - | | | | ESPAÑA | 92 | - | 0 | 0 | 0 | 0 | 0 | 1 | 0 | 0 | 0 | 0 | 0 | 2 | | | | | 93 | 0 | 0 | 0 | 0 | 0 | 0 | 0 | 0 | 0 | 0 | 0 | 0 | 1 | | | | | 94 | 0 | - | 0 | - | : | : | : | : | : | : | : | : | : | | | | FRANCE | 92 | 0 | 0 | 0 | 0 | 0 | 0 | 0 | 0 | 0 | 0 | 0 | 0 | 4 | | | | | 93 | 0 | 0 | 0 | 0 | 0 | 0 | 0 | 0 | 0 | 0 | 0 | 0 | 2 | | | | | 94 | 0 | 0 | 0 | 0 | 0 | 0 | 0 | 0 | 0 | 0 | 0 | 0 | 0 | | | | IRELAND | 92 | - | 0 | - | 0 | - | - | - | - | 0 | 0 | 0 | 0 | 1 | | | | | 93 | 0 | - | - | - | 0 | - | - | - | 1 | 0 | 0 | 0 | 1 | | | | | 94 | - | - | - | - | - | - | - | - | : | : | : | : | : | | | | ITALIA | 92 | 0 | 0 | 0 | - | - | 0 | - | - | 0 | - | - | - | 0 | | | | | 93 | 0 | 0 | 0 | 0 | 0 | 0 | 0 | - | 0 | 0 | 0 | 0 | 1 | | | | | 94 | 0 | 0 | 0 | 0 | 0 | 0 | 0 | 0 | 0 | 0 | 0 | 0 | 1 | | | | NEDERLAND | 92 | 1 | 2 | 1 | 2 | 1 | 1 | 1 | 1 | 1 | 1 | 1 | 1 | 14 | | | | | 93 | 0 | 0 | 0 | 0 | 0 | 0 | 0 | 0 | 0 | 0 | 0 | 0 | 2 | | | | | 94 | 0 | 0 | 0 | 0 | 0 | 0 | 0 | 0 | 0 | 0 | 0 | 0 | 2 | | | | PORTUGAL | 92 | - | - | - | - | - | - | - | - | - | - | - | - | - | | | | | 93 | - | - | - | - | - | - | - | - | - | - | - | - | - | | | | | 94 | - | - | - | - | - | - | - | - | - | - | - | - | - | | | | UNITED KINGDOM | 92 | 0 | 0 | 0 | 0 | - | 0 | 0 | - | - | - | - | - | 1 | | | | | | | | | | | | | | | | | | | | | | | | | | | | | | | | | | | | | | | | | | | | | | | | | | | | | | | | | | | | | | | | | | | | | | | | | | | | | | | | | | | | | | | | | | | | | | | | | | | | | | | | | | | | | | | | | | | | | | | | | | | | | | | | | | | | | | | | | | | | | | | | | | | | | | | | | | | | | | | | | | | | | | | | | | | | | | | | | | | | | | | | | | | | | | | | | | | | | | | | | | | | | | | | | | | | | | | | | | | | | | | | | | | | | | | | | | | | | | | | | | | | | | | | | | | | | | | | | | | | | | | | | | | | | | | | | | | | | | | | | | | | | | | | | | | | | | | | | | | | | | | | | | | | | | | | | | | | | | | | | | | | | | | | | | | | | | | | | | | | | | | | | |
| ITALIA | 92 | 0 | 0 | 0 | 0 | 0 | 0 | 0 | 0 | 0 | 0 | 0 | 0 | 2 | | | | | 93 | 0 | 0 | 0 | 0 | 0 | 0 | 0 | 0 | 0 | 0 | 0 | 0 | 3 | | | | | 94 | 0 | 0 | 0 | 0 | 0 | 0 | 0 | 0 | 0 | 0 | 0 | 0 | 3 | | | | NEDERLAND | 92 | 3 | 3 | 4 | 4 | 3 | 3 | 3 | 3 | 3 | 3 | 3 | 4 | 40 | | | | | 93 | 2 | 2 | 2 | 2 | 3 | 2 | 3 | 2 | 2 | 2 | 4 | 3 | 29 | | | | | 94 | 3 | 2 | 3 | 2 | 2 | 2 | : | : | : | : | : | : | : | | | | PORTUGAL | 92 | - | - | 0 | 0 | - | - | - | - | - | - | - | 0 | 0 | | | | | 93 | - | - | - | - | - | - | - | - | - | - | - | - | - | | | | | 94 | - | - | - | - | - | - | - | - | - | - | - | - | - | | | | UNITED KINGDOM | 92 | - | - | - | - | - | - | - | - | - | - | - | - | - | | | | | 93 | - | - | - | - | - | - | - | - | - | - | - | - | - | | | | | 94 | - | - | - | - | - | - | - | - | - | - | - | - | - | | | | | 92 | - | - | - | - | - | - | - | - | - | - | - | - | - | | | | | 93 | - | - | - | - | - | - | - | - | - | - | - | - | - | | | | | 94 | - | - | - | - | - | - | - | - | - | - | - | - | - | | | | | 92 | 2: | 2: | 2: | 2: | 0: | 1: | 1: | 0: | 1: | 0: | 1: | 1: | 13: | | | | BELG-LUXEMBOURG | 92 | 2 | 2 | 2 | 2 | 2 | 2 | 2 | 2 | 2 | 2 | 2 | 2 | 23 | | | | | 93 | 2 | 2 | 2 | 1 | 2 | 1 | 1 | 1 | 1 | 2 | 2 | 2 | 19 | | | | DANMARK | 92 | - | 0 | 0 | 0 | 0 | 0 | 0 | 0 | 0 | 0 | 0 | 0 | 0 | | | | | 93 | - | 0 | 0 | 0 | 0 | 0 | 0 | 0 | 0 | 0 | 0 | 0 | 1 | | | | | 94 | 0 | 0 | 0 | 0 | 0 | 0 | 0 | 0 | 0 | 0 | 0 | 0 | 1 | | | | DEUTSCHLAND | 92 | 4 | 2 | 3 | 4 | 3 | 3 | 3 | 2 | 2 | 2 | 2 | 2 | 33 | | | | | 93 | 1 | 1 | 0 | 1 | 2 | 2 | 1 | 1 | 1 | 1 | 1 | 1 | 14 | | | | | 94 | 1 | 1 | 2 | 1 | 1 | 1 | 1 | : | : | : | : | : | : | | | | ELLADA | 92 | - | - | - | - | - | - | - | - | - | - | - | - | - | | | | | 93 | - | - | - | - | - | - | - | - | - | - | - | - | - | | | | ESPAÑA | 92 | - | 0 | 0 | 0 | 0 | 0 | 1 | 0 | 0 | 0 | 0 | 0 | 2 | | | | | 93 | 0 | 0 | 0 | 0 | 0 | 0 | 0 | 0 | 0 | 0 | 0 | 0 | 1 | | | | | 94 | 0 | - | 0 | - | : | : | : | : | : | : | : | : | : | | | | FRANCE | 92 | 0 | 0 | 0 | 0 | 0 | 0 | 0 | 0 | 0 | 0 | 0 | 0 | 4 | | | | | 93 | 0 | 0 | 0 | 0 | 0 | 0 | 0 | 0 | 0 | 0 | 0 | 0 | 2 | | | | | 94 | 0 | 0 | 0 | 0 | 0 | 0 | 0 | 0 | 0 | 0 | 0 | 0 | 0 | | | | IRELAND | 92 | - | 0 | - | 0 | - | - | - | - | 0 | 0 | 0 | 0 | 1 | | | | | 93 | 0 | - | - | - | 0 | - | - | - | 1 | 0 | 0 | 0 | 1 | | | | | 94 | - | - | - | - | - | - | - | - | : | : | : | : | : | | | | ITALIA | 92 | 0 | 0 | 0 | - | - | 0 | - | - | 0 | - | - | - | 0 | | | | | 93 | 0 | 0 | 0 | 0 | 0 | 0 | 0 | - | 0 | 0 | 0 | 0 | 1 | | | | | 94 | 0 | 0 | 0 | 0 | 0 | 0 | 0 | 0 | 0 | 0 | 0 | 0 | 1 | | | | NEDERLAND | 92 | 1 | 2 | 1 | 2 | 1 | 1 | 1 | 1 | 1 | 1 | 1 | 1 | 14 | | | | | 93 | 0 | 0 | 0 | 0 | 0 | 0 | 0 | 0 | 0 | 0 | 0 | 0 | 2 | | | | | 94 | 0 | 0 | 0 | 0 | 0 | 0 | 0 | 0 | 0 | 0 | 0 | 0 | 2 | | | | PORTUGAL | 92 | - | - | - | - | - | - | - | - | - | - | - | - | - | | | | | 93 | - | - | - | - | - | - | - | - | - | - | - | - | - | | | | | 94 | - | - | - | - | - | - | - | - | - | - | - | - | - | | | | UNITED KINGDOM | 92 | 0 | 0 | 0 | 0 | - | 0 | 0 | - | - | - | - | - | 1 | | | | | | | | | | | | | | | | | | | | | | | | | | | | | | | | | | | | | | | | | | | | | | | | | | | | | | | | | | | | | | | | | | | | | | | | | | | | | | | | | | | | | | | | | | | | | | | | | | | | | | | | | | | | | | | | | | | | | | | | | | | | | | | | | | | | | | | | | | | | | | | | | | | | | | | | | | | | | | | | | | | | | | | | | | | | | | | | | | | | | | | | | | | | | | | | | | | | | | | | | | | | | | | | | | | | | | | | | | | | | | | | | | | | | | | | | | | | | | | | | | | | | | | | | | | | | | | | | | | | | | | | | | | | | | | | | | | | | | | | | | | | | | | | | | | | | | | | | | | | | | | | | | | | | | | | | | | | | | | | | | | | | | | | | | | | | | | | | | | | | | | | | | | | | | | | | | | | | | | | | | | |
| | 93 | 0 | 0 | 0 | 0 | 0 | 0 | 0 | 0 | 0 | 0 | 0 | 0 | 3 | | | | | 94 | 0 | 0 | 0 | 0 | 0 | 0 | 0 | 0 | 0 | 0 | 0 | 0 | 3 | | | | NEDERLAND | 92 | 3 | 3 | 4 | 4 | 3 | 3 | 3 | 3 | 3 | 3 | 3 | 4 | 40 | | | | | 93 | 2 | 2 | 2 | 2 | 3 | 2 | 3 | 2 | 2 | 2 | 4 | 3 | 29 | | | | | 94 | 3 | 2 | 3 | 2 | 2 | 2 | : | : | : | : | : | : | : | | | | PORTUGAL | 92 | - | - | 0 | 0 | - | - | - | - | - | - | - | 0 | 0 | | | | | 93 | - | - | - | - | - | - | - | - | - | - | - | - | - | | | | | 94 | - | - | - | - | - | - | - | - | - | - | - | - | - | | | | UNITED KINGDOM | 92 | - | - | - | - | - | - | - | - | - | - | - | - | - | | | | | 93 | - | - | - | - | - | - | - | - | - | - | - | - | - | | | | | 94 | - | - | - | - | - | - | - | - | - | - | - | - | - | | | | | 92 | - | - | - | - | - | - | - | - | - | - | - | - | - | | | | | 93 | - | - | - | - | - | - | - | - | - | - | - | - | - | | | | | 94 | - | - | - | - | - | - | - | - | - | - | - | - | - | | | | | 92 | 2: | 2: | 2: | 2: | 0: | 1: | 1: | 0: | 1: | 0: | 1: | 1: | 13: | | | | BELG-LUXEMBOURG | 92 | 2 | 2 | 2 | 2 | 2 | 2 | 2 | 2 | 2 | 2 | 2 | 2 | 23 | | | | | 93 | 2 | 2 | 2 | 1 | 2 | 1 | 1 | 1 | 1 | 2 | 2 | 2 | 19 | | | | DANMARK | 92 | - | 0 | 0 | 0 | 0 | 0 | 0 | 0 | 0 | 0 | 0 | 0 | 0 | | | | | 93 | - | 0 | 0 | 0 | 0 | 0 | 0 | 0 | 0 | 0 | 0 | 0 | 1 | | | | | 94 | 0 | 0 | 0 | 0 | 0 | 0 | 0 | 0 | 0 | 0 | 0 | 0 | 1 | | | | DEUTSCHLAND | 92 | 4 | 2 | 3 | 4 | 3 | 3 | 3 | 2 | 2 | 2 | 2 | 2 | 33 | | | | | 93 | 1 | 1 | 0 | 1 | 2 | 2 | 1 | 1 | 1 | 1 | 1 | 1 | 14 | | | | | 94 | 1 | 1 | 2 | 1 | 1 | 1 | 1 | : | : | : | : | : | : | | | | ELLADA | 92 | - | - | - | - | - | - | - | - | - | - | - | - | - | | | | | 93 | - | - | - | - | - | - | - | - | - | - | - | - | - | | | | ESPAÑA | 92 | - | 0 | 0 | 0 | 0 | 0 | 1 | 0 | 0 | 0 | 0 | 0 | 2 | | | | | 93 | 0 | 0 | 0 | 0 | 0 | 0 | 0 | 0 | 0 | 0 | 0 | 0 | 1 | | | | | 94 | 0 | - | 0 | - | : | : | : | : | : | : | : | : | : | | | | FRANCE | 92 | 0 | 0 | 0 | 0 | 0 | 0 | 0 | 0 | 0 | 0 | 0 | 0 | 4 | | | | | 93 | 0 | 0 | 0 | 0 | 0 | 0 | 0 | 0 | 0 | 0 | 0 | 0 | 2 | | | | | 94 | 0 | 0 | 0 | 0 | 0 | 0 | 0 | 0 | 0 | 0 | 0 | 0 | 0 | | | | IRELAND | 92 | - | 0 | - | 0 | - | - | - | - | 0 | 0 | 0 | 0 | 1 | | | | | 93 | 0 | - | - | - | 0 | - | - | - | 1 | 0 | 0 | 0 | 1 | | | | | 94 | - | - | - | - | - | - | - | - | : | : | : | : | : | | | | ITALIA | 92 | 0 | 0 | 0 | - | - | 0 | - | - | 0 | - | - | - | 0 | | | | | 93 | 0 | 0 | 0 | 0 | 0 | 0 | 0 | - | 0 | 0 | 0 | 0 | 1 | | | | | 94 | 0 | 0 | 0 | 0 | 0 | 0 | 0 | 0 | 0 | 0 | 0 | 0 | 1 | | | | NEDERLAND | 92 | 1 | 2 | 1 | 2 | 1 | 1 | 1 | 1 | 1 | 1 | 1 | 1 | 14 | | | | | 93 | 0 | 0 | 0 | 0 | 0 | 0 | 0 | 0 | 0 | 0 | 0 | 0 | 2 | | | | | 94 | 0 | 0 | 0 | 0 | 0 | 0 | 0 | 0 | 0 | 0 | 0 | 0 | 2 | | | | PORTUGAL | 92 | - | - | - | - | - | - | - | - | - | - | - | - | - | | | | | 93 | - | - | - | - | - | - | - | - | - | - | - | - | - | | | | | 94 | - | - | - | - | - | - | - | - | - | - | - | - | - | | | | UNITED KINGDOM | 92 | 0 | 0 | 0 | 0 | - | 0 | 0 | - | - | - | - | - | 1 | | | | | | | | | | | | | | | | | | | | | | | | | | | | | | | | | | | | | | | | | | | | | | | | | | | | | | | | | | | | | | | | | | | | | | | | | | | | | | | | | | | | | | | | | | | | | | | | | | | | | | | | | | | | | | | | | | | | | | | | | | | | | | | | | | | | | | | | | | | | | | | | | | | | | | | | | | | | | | | | | | | | | | | | | | | | | | | | | | | | | | | | | | | | | | | | | | | | | | | | | | | | | | | | | | | | | | | | | | | | | | | | | | | | | | | | | | | | | | | | | | | | | | | | | | | | | | | | | | | | | | | | | | | | | | | | | | | | | | | | | | | | | | | | | | | | | | | | | | | | | | | | | | | | | | | | | | | | | | | | | | | | | | | | | | | | | | | | | | | | | | | | | | | | | | | | | | | | | | | | | | | | | | | | | | | | | | | | | | | | | |
| | 94 | 0 | 0 | 0 | 0 | 0 | 0 | 0 | 0 | 0 | 0 | 0 | 0 | 3 | | | | NEDERLAND | 92 | 3 | 3 | 4 | 4 | 3 | 3 | 3 | 3 | 3 | 3 | 3 | 4 | 40 | | | | | 93 | 2 | 2 | 2 | 2 | 3 | 2 | 3 | 2 | 2 | 2 | 4 | 3 | 29 | | | | | 94 | 3 | 2 | 3 | 2 | 2 | 2 | : | : | : | : | : | : | : | | | | PORTUGAL | 92 | - | - | 0 | 0 | - | - | - | - | - | - | - | 0 | 0 | | | | | 93 | - | - | - | - | - | - | - | - | - | - | - | - | - | | | | | 94 | - | - | - | - | - | - | - | - | - | - | - | - | - | | | | UNITED KINGDOM | 92 | - | - | - | - | - | - | - | - | - | - | - | - | - | | | | | 93 | - | - | - | - | - | - | - | - | - | - | - | - | - | | | | | 94 | - | - | - | - | - | - | - | - | - | - | - | - | - | | | | | 92 | - | - | - | - | - | - | - | - | - | - | - | - | - | | | | | 93 | - | - | - | - | - | - | - | - | - | - | - | - | - | | | | | 94 | - | - | - | - | - | - | - | - | - | - | - | - | - | | | | | 92 | 2: | 2: | 2: | 2: | 0: | 1: | 1: | 0: | 1: | 0: | 1: | 1: | 13: | | | | BELG-LUXEMBOURG | 92 | 2 | 2 | 2 | 2 | 2 | 2 | 2 | 2 | 2 | 2 | 2 | 2 | 23 | | | | | 93 | 2 | 2 | 2 | 1 | 2 | 1 | 1 | 1 | 1 | 2 | 2 | 2 | 19 | | | | DANMARK | 92 | - | 0 | 0 | 0 | 0 | 0 | 0 | 0 | 0 | 0 | 0 | 0 | 0 | | | | | 93 | - | 0 | 0 | 0 | 0 | 0 | 0 | 0 | 0 | 0 | 0 | 0 | 1 | | | | | 94 | 0 | 0 | 0 | 0 | 0 | 0 | 0 | 0 | 0 | 0 | 0 | 0 | 1 | | | | DEUTSCHLAND | 92 | 4 | 2 | 3 | 4 | 3 | 3 | 3 | 2 | 2 | 2 | 2 | 2 | 33 | | | | | 93 | 1 | 1 | 0 | 1 | 2 | 2 | 1 | 1 | 1 | 1 | 1 | 1 | 14 | | | | | 94 | 1 | 1 | 2 | 1 | 1 | 1 | 1 | : | : | : | : | : | : | | | | ELLADA | 92 | - | - | - | - | - | - | - | - | - | - | - | - | - | | | | | 93 | - | - | - | - | - | - | - | - | - | - | - | - | - | | | | ESPAÑA | 92 | - | 0 | 0 | 0 | 0 | 0 | 1 | 0 | 0 | 0 | 0 | 0 | 2 | | | | | 93 | 0 | 0 | 0 | 0 | 0 | 0 | 0 | 0 | 0 | 0 | 0 | 0 | 1 | | | | | 94 | 0 | - | 0 | - | : | : | : | : | : | : | : | : | : | | | | FRANCE | 92 | 0 | 0 | 0 | 0 | 0 | 0 | 0 | 0 | 0 | 0 | 0 | 0 | 4 | | | | | 93 | 0 | 0 | 0 | 0 | 0 | 0 | 0 | 0 | 0 | 0 | 0 | 0 | 2 | | | | | 94 | 0 | 0 | 0 | 0 | 0 | 0 | 0 | 0 | 0 | 0 | 0 | 0 | 0 | | | | IRELAND | 92 | - | 0 | - | 0 | - | - | - | - | 0 | 0 | 0 | 0 | 1 | | | | | 93 | 0 | - | - | - | 0 | - | - | - | 1 | 0 | 0 | 0 | 1 | | | | | 94 | - | - | - | - | - | - | - | - | : | : | : | : | : | | | | ITALIA | 92 | 0 | 0 | 0 | - | - | 0 | - | - | 0 | - | - | - | 0 | | | | | 93 | 0 | 0 | 0 | 0 | 0 | 0 | 0 | - | 0 | 0 | 0 | 0 | 1 | | | | | 94 | 0 | 0 | 0 | 0 | 0 | 0 | 0 | 0 | 0 | 0 | 0 | 0 | 1 | | | | NEDERLAND | 92 | 1 | 2 | 1 | 2 | 1 | 1 | 1 | 1 | 1 | 1 | 1 | 1 | 14 | | | | | 93 | 0 | 0 | 0 | 0 | 0 | 0 | 0 | 0 | 0 | 0 | 0 | 0 | 2 | | | | | 94 | 0 | 0 | 0 | 0 | 0 | 0 | 0 | 0 | 0 | 0 | 0 | 0 | 2 | | | | PORTUGAL | 92 | - | - | - | - | - | - | - | - | - | - | - | - | - | | | | | 93 | - | - | - | - | - | - | - | - | - | - | - | - | - | | | | | 94 | - | - | - | - | - | - | - | - | - | - | - | - | - | | | | UNITED KINGDOM | 92 | 0 | 0 | 0 | 0 | - | 0 | 0 | - | - | - | - | - | 1 | | | | | | | | | | | | | | | | | | | | | | | | | | | | | | | | | | | | | | | | | | | | | | | | | | | | | | | | | | | | | | | | | | | | | | | | | | | | | | | | | | | | | | | | | | | | | | | | | | | | | | | | | | | | | | | | | | | | | | | | | | | | | | | | | | | | | | | | | | | | | | | | | | | | | | | | | | | | | | | | | | | | | | | | | | | | | | | | | | | | | | | | | | | | | | | | | | | | | | | | | | | | | | | | | | | | | | | | | | | | | | | | | | | | | | | | | | | | | | | | | | | | | | | | | | | | | | | | | | | | | | | | | | | | | | | | | | | | | | | | | | | | | | | | | | | | | | | | | | | | | | | | | | | | | | | | | | | | | | | | | | | | | | | | | | | | | | | | | | | | | | | | | | | | | | | | | | | | | | | | | | | | | | | | | | | | | | | | | | | | | | | | | | | | | | | | | | | | | | | |
| NEDERLAND | 92 | 3 | 3 | 4 | 4 | 3 | 3 | 3 | 3 | 3 | 3 | 3 | 4 | 40 | | | | | 93 | 2 | 2 | 2 | 2 | 3 | 2 | 3 | 2 | 2 | 2 | 4 | 3 | 29 | | | | | 94 | 3 | 2 | 3 | 2 | 2 | 2 | : | : | : | : | : | : | : | | | | PORTUGAL | 92 | - | - | 0 | 0 | - | - | - | - | - | - | - | 0 | 0 | | | | | 93 | - | - | - | - | - | - | - | - | - | - | - | - | - | | | | | 94 | - | - | - | - | - | - | - | - | - | - | - | - | - | | | | UNITED KINGDOM | 92 | - | - | - | - | - | - | - | - | - | - | - | - | - | | | | | 93 | - | - | - | - | - | - | - | - | - | - | - | - | - | | | | | 94 | - | - | - | - | - | - | - | - | - | - | - | - | - | | | | | 92 | - | - | - | - | - | - | - | - | - | - | - | - | - | | | | | 93 | - | - | - | - | - | - | - | - | - | - | - | - | - | | | | | 94 | - | - | - | - | - | - | - | - | - | - | - | - | - | | | | | 92 | 2: | 2: | 2: | 2: | 0: | 1: | 1: | 0: | 1: | 0: | 1: | 1: | 13: | | | | BELG-LUXEMBOURG | 92 | 2 | 2 | 2 | 2 | 2 | 2 | 2 | 2 | 2 | 2 | 2 | 2 | 23 | | | | | 93 | 2 | 2 | 2 | 1 | 2 | 1 | 1 | 1 | 1 | 2 | 2 | 2 | 19 | | | | DANMARK | 92 | - | 0 | 0 | 0 | 0 | 0 | 0 | 0 | 0 | 0 | 0 | 0 | 0 | | | | | 93 | - | 0 | 0 | 0 | 0 | 0 | 0 | 0 | 0 | 0 | 0 | 0 | 1 | | | | | 94 | 0 | 0 | 0 | 0 | 0 | 0 | 0 | 0 | 0 | 0 | 0 | 0 | 1 | | | | DEUTSCHLAND | 92 | 4 | 2 | 3 | 4 | 3 | 3 | 3 | 2 | 2 | 2 | 2 | 2 | 33 | | | | | 93 | 1 | 1 | 0 | 1 | 2 | 2 | 1 | 1 | 1 | 1 | 1 | 1 | 14 | | | | | 94 | 1 | 1 | 2 | 1 | 1 | 1 | 1 | : | : | : | : | : | : | | | | ELLADA | 92 | - | - | - | - | - | - | - | - | - | - | - | - | - | | | | | 93 | - | - | - | - | - | - | - | - | - | - | - | - | - | | | | ESPAÑA | 92 | - | 0 | 0 | 0 | 0 | 0 | 1 | 0 | 0 | 0 | 0 | 0 | 2 | | | | | 93 | 0 | 0 | 0 | 0 | 0 | 0 | 0 | 0 | 0 | 0 | 0 | 0 | 1 | | | | | 94 | 0 | - | 0 | - | : | : | : | : | : | : | : | : | : | | | | FRANCE | 92 | 0 | 0 | 0 | 0 | 0 | 0 | 0 | 0 | 0 | 0 | 0 | 0 | 4 | | | | | 93 | 0 | 0 | 0 | 0 | 0 | 0 | 0 | 0 | 0 | 0 | 0 | 0 | 2 | | | | | 94 | 0 | 0 | 0 | 0 | 0 | 0 | 0 | 0 | 0 | 0 | 0 | 0 | 0 | | | | IRELAND | 92 | - | 0 | - | 0 | - | - | - | - | 0 | 0 | 0 | 0 | 1 | | | | | 93 | 0 | - | - | - | 0 | - | - | - | 1 | 0 | 0 | 0 | 1 | | | | | 94 | - | - | - | - | - | - | - | - | : | : | : | : | : | | | | ITALIA | 92 | 0 | 0 | 0 | - | - | 0 | - | - | 0 | - | - | - | 0 | | | | | 93 | 0 | 0 | 0 | 0 | 0 | 0 | 0 | - | 0 | 0 | 0 | 0 | 1 | | | | | 94 | 0 | 0 | 0 | 0 | 0 | 0 | 0 | 0 | 0 | 0 | 0 | 0 | 1 | | | | NEDERLAND | 92 | 1 | 2 | 1 | 2 | 1 | 1 | 1 | 1 | 1 | 1 | 1 | 1 | 14 | | | | | 93 | 0 | 0 | 0 | 0 | 0 | 0 | 0 | 0 | 0 | 0 | 0 | 0 | 2 | | | | | 94 | 0 | 0 | 0 | 0 | 0 | 0 | 0 | 0 | 0 | 0 | 0 | 0 | 2 | | | | PORTUGAL | 92 | - | - | - | - | - | - | - | - | - | - | - | - | - | | | | | 93 | - | - | - | - | - | - | - | - | - | - | - | - | - | | | | | 94 | - | - | - | - | - | - | - | - | - | - | - | - | - | | | | UNITED KINGDOM | 92 | 0 | 0 | 0 | 0 | - | 0 | 0 | - | - | - | - | - | 1 | | | | | | | | | | | | | | | | | | | | | | | | | | | | | | | | | | | | | | | | | | | | | | | | | | | | | | | | | | | | | | | | | | | | | | | | | | | | | | | | | | | | | | | | | | | | | | | | | | | | | | | | | | | | | | | | | | | | | | | | | | | | | | | | | | | | | | | | | | | | | | | | | | | | | | | | | | | | | | | | | | | | | | | | | | | | | | | | | | | | | | | | | | | | | | | | | | | | | | | | | | | | | | | | | | | | | | | | | | | | | | | | | | | | | | | | | | | | | | | | | | | | | | | | | | | | | | | | | | | | | | | | | | | | | | | | | | | | | | | | | | | | | | | | | | | | | | | | | | | | | | | | | | | | | | | | | | | | | | | | | | | | | | | | | | | | | | | | | | | | | | | | | | | | | | | | | | | | | | | | | | | | | | | | | | | | | | | | | | | | | | | | | | | | | | | | | | | | | | | | | | | | | | | | | | | | | | | | | |
| | 93 | 2 | 2 | 2 | 2 | 3 | 2 | 3 | 2 | 2 | 2 | 4 | 3 | 29 | | | | | 94 | 3 | 2 | 3 | 2 | 2 | 2 | : | : | : | : | : | : | : | | | | PORTUGAL | 92 | - | - | 0 | 0 | - | - | - | - | - | - | - | 0 | 0 | | | | | 93 | - | - | - | - | - | - | - | - | - | - | - | - | - | | | | | 94 | - | - | - | - | - | - | - | - | - | - | - | - | - | | | | UNITED KINGDOM | 92 | - | - | - | - | - | - | - | - | - | - | - | - | - | | | | | 93 | - | - | - | - | - | - | - | - | - | - | - | - | - | | | | | 94 | - | - | - | - | - | - | - | - | - | - | - | - | - | | | | | 92 | - | - | - | - | - | - | - | - | - | - | - | - | - | | | | | 93 | - | - | - | - | - | - | - | - | - | - | - | - | - | | | | | 94 | - | - | - | - | - | - | - | - | - | - | - | - | - | | | | | 92 | 2: | 2: | 2: | 2: | 0: | 1: | 1: | 0: | 1: | 0: | 1: | 1: | 13: | | | | BELG-LUXEMBOURG | 92 | 2 | 2 | 2 | 2 | 2 | 2 | 2 | 2 | 2 | 2 | 2 | 2 | 23 | | | | | 93 | 2 | 2 | 2 | 1 | 2 | 1 | 1 | 1 | 1 | 2 | 2 | 2 | 19 | | | | DANMARK | 92 | - | 0 | 0 | 0 | 0 | 0 | 0 | 0 | 0 | 0 | 0 | 0 | 0 | | | | | 93 | - | 0 | 0 | 0 | 0 | 0 | 0 | 0 | 0 | 0 | 0 | 0 | 1 | | | | | 94 | 0 | 0 | 0 | 0 | 0 | 0 | 0 | 0 | 0 | 0 | 0 | 0 | 1 | | | | DEUTSCHLAND | 92 | 4 | 2 | 3 | 4 | 3 | 3 | 3 | 2 | 2 | 2 | 2 | 2 | 33 | | | | | 93 | 1 | 1 | 0 | 1 | 2 | 2 | 1 | 1 | 1 | 1 | 1 | 1 | 14 | | | | | 94 | 1 | 1 | 2 | 1 | 1 | 1 | 1 | : | : | : | : | : | : | | | | ELLADA | 92 | - | - | - | - | - | - | - | - | - | - | - | - | - | | | | | 93 | - | - | - | - | - | - | - | - | - | - | - | - | - | | | | ESPAÑA | 92 | - | 0 | 0 | 0 | 0 | 0 | 1 | 0 | 0 | 0 | 0 | 0 | 2 | | | | | 93 | 0 | 0 | 0 | 0 | 0 | 0 | 0 | 0 | 0 | 0 | 0 | 0 | 1 | | | | | 94 | 0 | - | 0 | - | : | : | : | : | : | : | : | : | : | | | | FRANCE | 92 | 0 | 0 | 0 | 0 | 0 | 0 | 0 | 0 | 0 | 0 | 0 | 0 | 4 | | | | | 93 | 0 | 0 | 0 | 0 | 0 | 0 | 0 | 0 | 0 | 0 | 0 | 0 | 2 | | | | | 94 | 0 | 0 | 0 | 0 | 0 | 0 | 0 | 0 | 0 | 0 | 0 | 0 | 0 | | | | IRELAND | 92 | - | 0 | - | 0 | - | - | - | - | 0 | 0 | 0 | 0 | 1 | | | | | 93 | 0 | - | - | - | 0 | - | - | - | 1 | 0 | 0 | 0 | 1 | | | | | 94 | - | - | - | - | - | - | - | - | : | : | : | : | : | | | | ITALIA | 92 | 0 | 0 | 0 | - | - | 0 | - | - | 0 | - | - | - | 0 | | | | | 93 | 0 | 0 | 0 | 0 | 0 | 0 | 0 | - | 0 | 0 | 0 | 0 | 1 | | | | | 94 | 0 | 0 | 0 | 0 | 0 | 0 | 0 | 0 | 0 | 0 | 0 | 0 | 1 | | | | NEDERLAND | 92 | 1 | 2 | 1 | 2 | 1 | 1 | 1 | 1 | 1 | 1 | 1 | 1 | 14 | | | | | 93 | 0 | 0 | 0 | 0 | 0 | 0 | 0 | 0 | 0 | 0 | 0 | 0 | 2 | | | | | 94 | 0 | 0 | 0 | 0 | 0 | 0 | 0 | 0 | 0 | 0 | 0 | 0 | 2 | | | | PORTUGAL | 92 | - | - | - | - | - | - | - | - | - | - | - | - | - | | | | | 93 | - | - | - | - | - | - | - | - | - | - | - | - | - | | | | | 94 | - | - | - | - | - | - | - | - | - | - | - | - | - | | | | UNITED KINGDOM | 92 | 0 | 0 | 0 | 0 | - | 0 | 0 | - | - | - | - | - | 1 | | | | | | | | | | | | | | | | | | | | | | | | | | | | | | | | | | | | | | | | | | | | | | | | | | | | | | | | | | | | | | | | | | | | | | | | | | | | | | | | | | | | | | | | | | | | | | | | | | | | | | | | | | | | | | | | | | | | | | | | | | | | | | | | | | | | | | | | | | | | | | | | | | | | | | | | | | | | | | | | | | | | | | | | | | | | | | | | | | | | | | | | | | | | | | | | | | | | | | | | | | | | | | | | | | | | | | | | | | | | | | | | | | | | | | | | | | | | | | | | | | | | | | | | | | | | | | | | | | | | | | | | | | | | | | | | | | | | | | | | | | | | | | | | | | | | | | | | | | | | | | | | | | | | | | | | | | | | | | | | | | | | | | | | | | | | | | | | | | | | | | | | | | | | | | | | | | | | | | | | | | | | | | | | | | | | | | | | | | | | | | | | | | | | | | | | | | | | | | | | | | | | | | | | | | | | | | | | | | | | | | | | | | | | | | | | | | | |
| | 94 | 3 | 2 | 3 | 2 | 2 | 2 | : | : | : | : | : | : | : | | | | PORTUGAL | 92 | - | - | 0 | 0 | - | - | - | - | - | - | - | 0 | 0 | | | | | 93 | - | - | - | - | - | - | - | - | - | - | - | - | - | | | | | 94 | - | - | - | - | - | - | - | - | - | - | - | - | - | | | | UNITED KINGDOM | 92 | - | - | - | - | - | - | - | - | - | - | - | - | - | | | | | 93 | - | - | - | - | - | - | - | - | - | - | - | - | - | | | | | 94 | - | - | - | - | - | - | - | - | - | - | - | - | - | | | | | 92 | - | - | - | - | - | - | - | - | - | - | - | - | - | | | | | 93 | - | - | - | - | - | - | - | - | - | - | - | - | - | | | | | 94 | - | - | - | - | - | - | - | - | - | - | - | - | - | | | | | 92 | 2: | 2: | 2: | 2: | 0: | 1: | 1: | 0: | 1: | 0: | 1: | 1: | 13: | | | | BELG-LUXEMBOURG | 92 | 2 | 2 | 2 | 2 | 2 | 2 | 2 | 2 | 2 | 2 | 2 | 2 | 23 | | | | | 93 | 2 | 2 | 2 | 1 | 2 | 1 | 1 | 1 | 1 | 2 | 2 | 2 | 19 | | | | DANMARK | 92 | - | 0 | 0 | 0 | 0 | 0 | 0 | 0 | 0 | 0 | 0 | 0 | 0 | | | | | 93 | - | 0 | 0 | 0 | 0 | 0 | 0 | 0 | 0 | 0 | 0 | 0 | 1 | | | | | 94 | 0 | 0 | 0 | 0 | 0 | 0 | 0 | 0 | 0 | 0 | 0 | 0 | 1 | | | | DEUTSCHLAND | 92 | 4 | 2 | 3 | 4 | 3 | 3 | 3 | 2 | 2 | 2 | 2 | 2 | 33 | | | | | 93 | 1 | 1 | 0 | 1 | 2 | 2 | 1 | 1 | 1 | 1 | 1 | 1 | 14 | | | | | 94 | 1 | 1 | 2 | 1 | 1 | 1 | 1 | : | : | : | : | : | : | | | | ELLADA | 92 | - | - | - | - | - | - | - | - | - | - | - | - | - | | | | | 93 | - | - | - | - | - | - | - | - | - | - | - | - | - | | | | ESPAÑA | 92 | - | 0 | 0 | 0 | 0 | 0 | 1 | 0 | 0 | 0 | 0 | 0 | 2 | | | | | 93 | 0 | 0 | 0 | 0 | 0 | 0 | 0 | 0 | 0 | 0 | 0 | 0 | 1 | | | | | 94 | 0 | - | 0 | - | : | : | : | : | : | : | : | : | : | | | | FRANCE | 92 | 0 | 0 | 0 | 0 | 0 | 0 | 0 | 0 | 0 | 0 | 0 | 0 | 4 | | | | | 93 | 0 | 0 | 0 | 0 | 0 | 0 | 0 | 0 | 0 | 0 | 0 | 0 | 2 | | | | | 94 | 0 | 0 | 0 | 0 | 0 | 0 | 0 | 0 | 0 | 0 | 0 | 0 | 0 | | | | IRELAND | 92 | - | 0 | - | 0 | - | - | - | - | 0 | 0 | 0 | 0 | 1 | | | | | 93 | 0 | - | - | - | 0 | - | - | - | 1 | 0 | 0 | 0 | 1 | | | | | 94 | - | - | - | - | - | - | - | - | : | : | : | : | : | | | | ITALIA | 92 | 0 | 0 | 0 | - | - | 0 | - | - | 0 | - | - | - | 0 | | | | | 93 | 0 | 0 | 0 | 0 | 0 | 0 | 0 | - | 0 | 0 | 0 | 0 | 1 | | | | | 94 | 0 | 0 | 0 | 0 | 0 | 0 | 0 | 0 | 0 | 0 | 0 | 0 | 1 | | | | NEDERLAND | 92 | 1 | 2 | 1 | 2 | 1 | 1 | 1 | 1 | 1 | 1 | 1 | 1 | 14 | | | | | 93 | 0 | 0 | 0 | 0 | 0 | 0 | 0 | 0 | 0 | 0 | 0 | 0 | 2 | | | | | 94 | 0 | 0 | 0 | 0 | 0 | 0 | 0 | 0 | 0 | 0 | 0 | 0 | 2 | | | | PORTUGAL | 92 | - | - | - | - | - | - | - | - | - | - | - | - | - | | | | | 93 | - | - | - | - | - | - | - | - | - | - | - | - | - | | | | | 94 | - | - | - | - | - | - | - | - | - | - | - | - | - | | | | UNITED KINGDOM | 92 | 0 | 0 | 0 | 0 | - | 0 | 0 | - | - | - | - | - | 1 | | | | | | | | | | | | | | | | | | | | | | | | | | | | | | | | | | | | | | | | | | | | | | | | | | | | | | | | | | | | | | | | | | | | | | | | | | | | | | | | | | | | | | | | | | | | | | | | | | | | | | | | | | | | | | | | | | | | | | | | | | | | | | | | | | | | | | | | | | | | | | | | | | | | | | | | | | | | | | | | | | | | | | | | | | | | | | | | | | | | | | | | | | | | | | | | | | | | | | | | | | | | | | | | | | | | | | | | | | | | | | | | | | | | | | | | | | | | | | | | | | | | | | | | | | | | | | | | | | | | | | | | | | | | | | | | | | | | | | | | | | | | | | | | | | | | | | | | | | | | | | | | | | | | | | | | | | | | | | | | | | | | | | | | | | | | | | | | | | | | | | | | | | | | | | | | | | | | | | | | | | | | | | | | | | | | | | | | | | | | | | | | | | | | | | | | | | | | | | | | | | | | | | | | | | | | | | | | | | | | | | | | | | | | | | | | | | | | | | | | | | | | | | | | | | | | | |
| PORTUGAL | 92 | - | - | 0 | 0 | - | - | - | - | - | - | - | 0 | 0 | | | | | 93 | - | - | - | - | - | - | - | - | - | - | - | - | - | | | | | 94 | - | - | - | - | - | - | - | - | - | - | - | - | - | | | | UNITED KINGDOM | 92 | - | - | - | - | - | - | - | - | - | - | - | - | - | | | | | 93 | - | - | - | - | - | - | - | - | - | - | - | - | - | | | | | 94 | - | - | - | - | - | - | - | - | - | - | - | - | - | | | | | 92 | - | - | - | - | - | - | - | - | - | - | - | - | - | | | | | 93 | - | - | - | - | - | - | - | - | - | - | - | - | - | | | | | 94 | - | - | - | - | - | - | - | - | - | - | - | - | - | | | | | 92 | 2: | 2: | 2: | 2: | 0: | 1: | 1: | 0: | 1: | 0: | 1: | 1: | 13: | | | | BELG-LUXEMBOURG | 92 | 2 | 2 | 2 | 2 | 2 | 2 | 2 | 2 | 2 | 2 | 2 | 2 | 23 | | | | | 93 | 2 | 2 | 2 | 1 | 2 | 1 | 1 | 1 | 1 | 2 | 2 | 2 | 19 | | | | DANMARK | 92 | - | 0 | 0 | 0 | 0 | 0 | 0 | 0 | 0 | 0 | 0 | 0 | 0 | | | | | 93 | - | 0 | 0 | 0 | 0 | 0 | 0 | 0 | 0 | 0 | 0 | 0 | 1 | | | | | 94 | 0 | 0 | 0 | 0 | 0 | 0 | 0 | 0 | 0 | 0 | 0 | 0 | 1 | | | | DEUTSCHLAND | 92 | 4 | 2 | 3 | 4 | 3 | 3 | 3 | 2 | 2 | 2 | 2 | 2 | 33 | | | | | 93 | 1 | 1 | 0 | 1 | 2 | 2 | 1 | 1 | 1 | 1 | 1 | 1 | 14 | | | | | 94 | 1 | 1 | 2 | 1 | 1 | 1 | 1 | : | : | : | : | : | : | | | | ELLADA | 92 | - | - | - | - | - | - | - | - | - | - | - | - | - | | | | | 93 | - | - | - | - | - | - | - | - | - | - | - | - | - | | | | ESPAÑA | 92 | - | 0 | 0 | 0 | 0 | 0 | 1 | 0 | 0 | 0 | 0 | 0 | 2 | | | | | 93 | 0 | 0 | 0 | 0 | 0 | 0 | 0 | 0 | 0 | 0 | 0 | 0 | 1 | | | | | 94 | 0 | - | 0 | - | : | : | : | : | : | : | : | : | : | | | | FRANCE | 92 | 0 | 0 | 0 | 0 | 0 | 0 | 0 | 0 | 0 | 0 | 0 | 0 | 4 | | | | | 93 | 0 | 0 | 0 | 0 | 0 | 0 | 0 | 0 | 0 | 0 | 0 | 0 | 2 | | | | | 94 | 0 | 0 | 0 | 0 | 0 | 0 | 0 | 0 | 0 | 0 | 0 | 0 | 0 | | | | IRELAND | 92 | - | 0 | - | 0 | - | - | - | - | 0 | 0 | 0 | 0 | 1 | | | | | 93 | 0 | - | - | - | 0 | - | - | - | 1 | 0 | 0 | 0 | 1 | | | | | 94 | - | - | - | - | - | - | - | - | : | : | : | : | : | | | | ITALIA | 92 | 0 | 0 | 0 | - | - | 0 | - | - | 0 | - | - | - | 0 | | | | | 93 | 0 | 0 | 0 | 0 | 0 | 0 | 0 | - | 0 | 0 | 0 | 0 | 1 | | | | | 94 | 0 | 0 | 0 | 0 | 0 | 0 | 0 | 0 | 0 | 0 | 0 | 0 | 1 | | | | NEDERLAND | 92 | 1 | 2 | 1 | 2 | 1 | 1 | 1 | 1 | 1 | 1 | 1 | 1 | 14 | | | | | 93 | 0 | 0 | 0 | 0 | 0 | 0 | 0 | 0 | 0 | 0 | 0 | 0 | 2 | | | | | 94 | 0 | 0 | 0 | 0 | 0 | 0 | 0 | 0 | 0 | 0 | 0 | 0 | 2 | | | | PORTUGAL | 92 | - | - | - | - | - | - | - | - | - | - | - | - | - | | | | | 93 | - | - | - | - | - | - | - | - | - | - | - | - | - | | | | | 94 | - | - | - | - | - | - | - | - | - | - | - | - | - | | | | UNITED KINGDOM | 92 | 0 | 0 | 0 | 0 | - | 0 | 0 | - | - | - | - | - | 1 | | | | | | | | | | | | | | | | | | | | | | | | | | | | | | | | | | | | | | | | | | | | | | | | | | | | | | | | | | | | | | | | | | | | | | | | | | | | | | | | | | | | | | | | | | | | | | | | | | | | | | | | | | | | | | | | | | | | | | | | | | | | | | | | | | | | | | | | | | | | | | | | | | | | | | | | | | | | | | | | | | | | | | | | | | | | | | | | | | | | | | | | | | | | | | | | | | | | | | | | | | | | | | | | | | | | | | | | | | | | | | | | | | | | | | | | | | | | | | | | | | | | | | | | | | | | | | | | | | | | | | | | | | | | | | | | | | | | | | | | | | | | | | | | | | | | | | | | | | | | | | | | | | | | | | | | | | | | | | | | | | | | | | | | | | | | | | | | | | | | | | | | | | | | | | | | | | | | | | | | | | | | | | | | | | | | | | | | | | | | | | | | | | | | | | | | | | | | | | | | | | | | | | | | | | | | | | | | | | | | | | | | | | | | | | | | | | | | | | | | | | | | | | | | | | | | | | | | | | | | | | | | | | | | | | | |
| | 93 | - | - | - | - | - | - | - | - | - | - | - | - | - | | | | | 94 | - | - | - | - | - | - | - | - | - | - | - | - | - | | | | UNITED KINGDOM | 92 | - | - | - | - | - | - | - | - | - | - | - | - | - | | | | | 93 | - | - | - | - | - | - | - | - | - | - | - | - | - | | | | | 94 | - | - | - | - | - | - | - | - | - | - | - | - | - | | | | | 92 | - | - | - | - | - | - | - | - | - | - | - | - | - | | | | | 93 | - | - | - | - | - | - | - | - | - | - | - | - | - | | | | | 94 | - | - | - | - | - | - | - | - | - | - | - | - | - | | | | | 92 | 2: | 2: | 2: | 2: | 0: | 1: | 1: | 0: | 1: | 0: | 1: | 1: | 13: | | | | BELG-LUXEMBOURG | 92 | 2 | 2 | 2 | 2 | 2 | 2 | 2 | 2 | 2 | 2 | 2 | 2 | 23 | | | | | 93 | 2 | 2 | 2 | 1 | 2 | 1 | 1 | 1 | 1 | 2 | 2 | 2 | 19 | | | | DANMARK | 92 | - | 0 | 0 | 0 | 0 | 0 | 0 | 0 | 0 | 0 | 0 | 0 | 0 | | | | | 93 | - | 0 | 0 | 0 | 0 | 0 | 0 | 0 | 0 | 0 | 0 | 0 | 1 | | | | | 94 | 0 | 0 | 0 | 0 | 0 | 0 | 0 | 0 | 0 | 0 | 0 | 0 | 1 | | | | DEUTSCHLAND | 92 | 4 | 2 | 3 | 4 | 3 | 3 | 3 | 2 | 2 | 2 | 2 | 2 | 33 | | | | | 93 | 1 | 1 | 0 | 1 | 2 | 2 | 1 | 1 | 1 | 1 | 1 | 1 | 14 | | | | | 94 | 1 | 1 | 2 | 1 | 1 | 1 | 1 | : | : | : | : | : | : | | | | ELLADA | 92 | - | - | - | - | - | - | - | - | - | - | - | - | - | | | | | 93 | - | - | - | - | - | - | - | - | - | - | - | - | - | | | | ESPAÑA | 92 | - | 0 | 0 | 0 | 0 | 0 | 1 | 0 | 0 | 0 | 0 | 0 | 2 | | | | | 93 | 0 | 0 | 0 | 0 | 0 | 0 | 0 | 0 | 0 | 0 | 0 | 0 | 1 | | | | | 94 | 0 | - | 0 | - | : | : | : | : | : | : | : | : | : | | | | FRANCE | 92 | 0 | 0 | 0 | 0 | 0 | 0 | 0 | 0 | 0 | 0 | 0 | 0 | 4 | | | | | 93 | 0 | 0 | 0 | 0 | 0 | 0 | 0 | 0 | 0 | 0 | 0 | 0 | 2 | | | | | 94 | 0 | 0 | 0 | 0 | 0 | 0 | 0 | 0 | 0 | 0 | 0 | 0 | 0 | | | | IRELAND | 92 | - | 0 | - | 0 | - | - | - | - | 0 | 0 | 0 | 0 | 1 | | | | | 93 | 0 | - | - | - | 0 | - | - | - | 1 | 0 | 0 | 0 | 1 | | | | | 94 | - | - | - | - | - | - | - | - | : | : | : | : | : | | | | ITALIA | 92 | 0 | 0 | 0 | - | - | 0 | - | - | 0 | - | - | - | 0 | | | | | 93 | 0 | 0 | 0 | 0 | 0 | 0 | 0 | - | 0 | 0 | 0 | 0 | 1 | | | | | 94 | 0 | 0 | 0 | 0 | 0 | 0 | 0 | 0 | 0 | 0 | 0 | 0 | 1 | | | | NEDERLAND | 92 | 1 | 2 | 1 | 2 | 1 | 1 | 1 | 1 | 1 | 1 | 1 | 1 | 14 | | | | | 93 | 0 | 0 | 0 | 0 | 0 | 0 | 0 | 0 | 0 | 0 | 0 | 0 | 2 | | | | | 94 | 0 | 0 | 0 | 0 | 0 | 0 | 0 | 0 | 0 | 0 | 0 | 0 | 2 | | | | PORTUGAL | 92 | - | - | - | - | - | - | - | - | - | - | - | - | - | | | | | 93 | - | - | - | - | - | - | - | - | - | - | - | - | - | | | | | 94 | - | - | - | - | - | - | - | - | - | - | - | - | - | | | | UNITED KINGDOM | 92 | 0 | 0 | 0 | 0 | - | 0 | 0 | - | - | - | - | - | 1 | | | | | | | | | | | | | | | | | | | | | | | | | | | | | | | | | | | | | | | | | | | | | | | | | | | | | | | | | | | | | | | | | | | | | | | | | | | | | | | | | | | | | | | | | | | | | | | | | | | | | | | | | | | | | | | | | | | | | | | | | | | | | | | | | | | | | | | | | | | | | | | | | | | | | | | | | | | | | | | | | | | | | | | | | | | | | | | | | | | | | | | | | | | | | | | | | | | | | | | | | | | | | | | | | | | | | | | | | | | | | | | | | | | | | | | | | | | | | | | | | | | | | | | | | | | | | | | | | | | | | | | | | | | | | | | | | | | | | | | | | | | | | | | | | | | | | | | | | | | | | | | | | | | | | | | | | | | | | | | | | | | | | | | | | | | | | | | | | | | | | | | | | | | | | | | | | | | | | | | | | | | | | | | | | | | | | | | | | | | | | | | | | | | | | | | | | | | | | | | | | | | | | | | | | | | | | | | | | | | | | | | | | | | | | | | | | | | | | | | | | | | | | | | | | | | | | | | | | | | | | | | | | | | | | | | | | | | | | | | | | | | | | | | | | |
| | 94 | - | - | - | - | - | - | - | - | - | - | - | - | - | | | | UNITED KINGDOM | 92 | - | - | - | - | - | - | - | - | - | - | - | - | - | | | | | 93 | - | - | - | - | - | - | - | - | - | - | - | - | - | | | | | 94 | - | - | - | - | - | - | - | - | - | - | - | - | - | | | | | 92 | - | - | - | - | - | - | - | - | - | - | - | - | - | | | | | 93 | - | - | - | - | - | - | - | - | - | - | - | - | - | | | | | 94 | - | - | - | - | - | - | - | - | - | - | - | - | - | | | | | 92 | 2: | 2: | 2: | 2: | 0: | 1: | 1: | 0: | 1: | 0: | 1: | 1: | 13: | | | | BELG-LUXEMBOURG | 92 | 2 | 2 | 2 | 2 | 2 | 2 | 2 | 2 | 2 | 2 | 2 | 2 | 23 | | | | | 93 | 2 | 2 | 2 | 1 | 2 | 1 | 1 | 1 | 1 | 2 | 2 | 2 | 19 | | | | DANMARK | 92 | - | 0 | 0 | 0 | 0 | 0 | 0 | 0 | 0 | 0 | 0 | 0 | 0 | | | | | 93 | - | 0 | 0 | 0 | 0 | 0 | 0 | 0 | 0 | 0 | 0 | 0 | 1 | | | | | 94 | 0 | 0 | 0 | 0 | 0 | 0 | 0 | 0 | 0 | 0 | 0 | 0 | 1 | | | | DEUTSCHLAND | 92 | 4 | 2 | 3 | 4 | 3 | 3 | 3 | 2 | 2 | 2 | 2 | 2 | 33 | | | | | 93 | 1 | 1 | 0 | 1 | 2 | 2 | 1 | 1 | 1 | 1 | 1 | 1 | 14 | | | | | 94 | 1 | 1 | 2 | 1 | 1 | 1 | 1 | : | : | : | : | : | : | | | | ELLADA | 92 | - | - | - | - | - | - | - | - | - | - | - | - | - | | | | | 93 | - | - | - | - | - | - | - | - | - | - | - | - | - | | | | ESPAÑA | 92 | - | 0 | 0 | 0 | 0 | 0 | 1 | 0 | 0 | 0 | 0 | 0 | 2 | | | | | 93 | 0 | 0 | 0 | 0 | 0 | 0 | 0 | 0 | 0 | 0 | 0 | 0 | 1 | | | | | 94 | 0 | - | 0 | - | : | : | : | : | : | : | : | : | : | | | | FRANCE | 92 | 0 | 0 | 0 | 0 | 0 | 0 | 0 | 0 | 0 | 0 | 0 | 0 | 4 | | | | | 93 | 0 | 0 | 0 | 0 | 0 | 0 | 0 | 0 | 0 | 0 | 0 | 0 | 2 | | | | | 94 | 0 | 0 | 0 | 0 | 0 | 0 | 0 | 0 | 0 | 0 | 0 | 0 | 0 | | | | IRELAND | 92 | - | 0 | - | 0 | - | - | - | - | 0 | 0 | 0 | 0 | 1 | | | | | 93 | 0 | - | - | - | 0 | - | - | - | 1 | 0 | 0 | 0 | 1 | | | | | 94 | - | - | - | - | - | - | - | - | : | : | : | : | : | | | | ITALIA | 92 | 0 | 0 | 0 | - | - | 0 | - | - | 0 | - | - | - | 0 | | | | | 93 | 0 | 0 | 0 | 0 | 0 | 0 | 0 | - | 0 | 0 | 0 | 0 | 1 | | | | | 94 | 0 | 0 | 0 | 0 | 0 | 0 | 0 | 0 | 0 | 0 | 0 | 0 | 1 | | | | NEDERLAND | 92 | 1 | 2 | 1 | 2 | 1 | 1 | 1 | 1 | 1 | 1 | 1 | 1 | 14 | | | | | 93 | 0 | 0 | 0 | 0 | 0 | 0 | 0 | 0 | 0 | 0 | 0 | 0 | 2 | | | | | 94 | 0 | 0 | 0 | 0 | 0 | 0 | 0 | 0 | 0 | 0 | 0 | 0 | 2 | | | | PORTUGAL | 92 | - | - | - | - | - | - | - | - | - | - | - | - | - | | | | | 93 | - | - | - | - | - | - | - | - | - | - | - | - | - | | | | | 94 | - | - | - | - | - | - | - | - | - | - | - | - | - | | | | UNITED KINGDOM | 92 | 0 | 0 | 0 | 0 | - | 0 | 0 | - | - | - | - | - | 1 | | | | | | | | | | | | | | | | | | | | | | | | | | | | | | | | | | | | | | | | | | | | | | | | | | | | | | | | | | | | | | | | | | | | | | | | | | | | | | | | | | | | | | | | | | | | | | | | | | | | | | | | | | | | | | | | | | | | | | | | | | | | | | | | | | | | | | | | | | | | | | | | | | | | | | | | | | | | | | | | | | | | | | | | | | | | | | | | | | | | | | | | | | | | | | | | | | | | | | | | | | | | | | | | | | | | | | | | | | | | | | | | | | | | | | | | | | | | | | | | | | | | | | | | | | | | | | | | | | | | | | | | | | | | | | | | | | | | | | | | | | | | | | | | | | | | | | | | | | | | | | | | | | | | | | | | | | | | | | | | | | | | | | | | | | | | | | | | | | | | | | | | | | | | | | | | | | | | | | | | | | | | | | | | | | | | | | | | | | | | | | | | | | | | | | | | | | | | | | | | | | | | | | | | | | | | | | | | | | | | | | | | | | | | | | | | | | | | | | | | | | | | | | | | | | | | | | | | | | | | | | | | | | | | | | | | | | | | | | | | | | | | | | | | | | | | | | | | | | | | | | | | | | | |
| UNITED KINGDOM | 92 | - | - | - | - | - | - | - | - | - | - | - | - | - | | | | | 93 | - | - | - | - | - | - | - | - | - | - | - | - | - | | | | | 94 | - | - | - | - | - | - | - | - | - | - | - | - | - | | | | | 92 | - | - | - | - | - | - | - | - | - | - | - | - | - | | | | | 93 | - | - | - | - | - | - | - | - | - | - | - | - | - | | | | | 94 | - | - | - | - | - | - | - | - | - | - | - | - | - | | | | | 92 | 2: | 2: | 2: | 2: | 0: | 1: | 1: | 0: | 1: | 0: | 1: | 1: | 13: | | | | BELG-LUXEMBOURG | 92 | 2 | 2 | 2 | 2 | 2 | 2 | 2 | 2 | 2 | 2 | 2 | 2 | 23 | | | | | 93 | 2 | 2 | 2 | 1 | 2 | 1 | 1 | 1 | 1 | 2 | 2 | 2 | 19 | | | | DANMARK | 92 | - | 0 | 0 | 0 | 0 | 0 | 0 | 0 | 0 | 0 | 0 | 0 | 0 | | | | | 93 | - | 0 | 0 | 0 | 0 | 0 | 0 | 0 | 0 | 0 | 0 | 0 | 1 | | | | | 94 | 0 | 0 | 0 | 0 | 0 | 0 | 0 | 0 | 0 | 0 | 0 | 0 | 1 | | | | DEUTSCHLAND | 92 | 4 | 2 | 3 | 4 | 3 | 3 | 3 | 2 | 2 | 2 | 2 | 2 | 33 | | | | | 93 | 1 | 1 | 0 | 1 | 2 | 2 | 1 | 1 | 1 | 1 | 1 | 1 | 14 | | | | | 94 | 1 | 1 | 2 | 1 | 1 | 1 | 1 | : | : | : | : | : | : | | | | ELLADA | 92 | - | - | - | - | - | - | - | - | - | - | - | - | - | | | | | 93 | - | - | - | - | - | - | - | - | - | - | - | - | - | | | | ESPAÑA | 92 | - | 0 | 0 | 0 | 0 | 0 | 1 | 0 | 0 | 0 | 0 | 0 | 2 | | | | | 93 | 0 | 0 | 0 | 0 | 0 | 0 | 0 | 0 | 0 | 0 | 0 | 0 | 1 | | | | | 94 | 0 | - | 0 | - | : | : | : | : | : | : | : | : | : | | | | FRANCE | 92 | 0 | 0 | 0 | 0 | 0 | 0 | 0 | 0 | 0 | 0 | 0 | 0 | 4 | | | | | 93 | 0 | 0 | 0 | 0 | 0 | 0 | 0 | 0 | 0 | 0 | 0 | 0 | 2 | | | | | 94 | 0 | 0 | 0 | 0 | 0 | 0 | 0 | 0 | 0 | 0 | 0 | 0 | 0 | | | | IRELAND | 92 | - | 0 | - | 0 | - | - | - | - | 0 | 0 | 0 | 0 | 1 | | | | | 93 | 0 | - | - | - | 0 | - | - | - | 1 | 0 | 0 | 0 | 1 | | | | | 94 | - | - | - | - | - | - | - | - | : | : | : | : | : | | | | ITALIA | 92 | 0 | 0 | 0 | - | - | 0 | - | - | 0 | - | - | - | 0 | | | | | 93 | 0 | 0 | 0 | 0 | 0 | 0 | 0 | - | 0 | 0 | 0 | 0 | 1 | | | | | 94 | 0 | 0 | 0 | 0 | 0 | 0 | 0 | 0 | 0 | 0 | 0 | 0 | 1 | | | | NEDERLAND | 92 | 1 | 2 | 1 | 2 | 1 | 1 | 1 | 1 | 1 | 1 | 1 | 1 | 14 | | | | | 93 | 0 | 0 | 0 | 0 | 0 | 0 | 0 | 0 | 0 | 0 | 0 | 0 | 2 | | | | | 94 | 0 | 0 | 0 | 0 | 0 | 0 | 0 | 0 | 0 | 0 | 0 | 0 | 2 | | | | PORTUGAL | 92 | - | - | - | - | - | - | - | - | - | - | - | - | - | | | | | 93 | - | - | - | - | - | - | - | - | - | - | - | - | - | | | | | 94 | - | - | - | - | - | - | - | - | - | - | - | - | - | | | | UNITED KINGDOM | 92 | 0 | 0 | 0 | 0 | - | 0 | 0 | - | - | - | - | - | 1 | | | | | | | | | | | | | | | | | | | | | | | | | | | | | | | | | | | | | | | | | | | | | | | | | | | | | | | | | | | | | | | | | | | | | | | | | | | | | | | | | | | | | | | | | | | | | | | | | | | | | | | | | | | | | | | | | | | | | | | | | | | | | | | | | | | | | | | | | | | | | | | | | | | | | | | | | | | | | | | | | | | | | | | | | | | | | | | | | | | | | | | | | | | | | | | | | | | | | | | | | | | | | | | | | | | | | | | | | | | | | | | | | | | | | | | | | | | | | | | | | | | | | | | | | | | | | | | | | | | | | | | | | | | | | | | | | | | | | | | | | | | | | | | | | | | | | | | | | | | | | | | | | | | | | | | | | | | | | | | | | | | | | | | | | | | | | | | | | | | | | | | | | | | | | | | | | | | | | | | | | | | | | | | | | | | | | | | | | | | | | | | | | | | | | | | | | | | | | | | | | | | | | | | | | | | | | | | | | | | | | | | | | | | | | | | | | | | | | | | | | | | | | | | | | | | | | | | | | | | | | | | | | | | | | | | | | | | | | | | | | | | | | | | | | | | | | | | | | | | | | | | | | | | | | | | | | | | | | | | | | | | | | |
| | 93 | - | - | - | - | - | - | - | - | - | - | - | - | - | | | | | 94 | - | - | - | - | - | - | - | - | - | - | - | - | - | | | | | 92 | - | - | - | - | - | - | - | - | - | - | - | - | - | | | | | 93 | - | - | - | - | - | - | - | - | - | - | - | - | - | | | | | 94 | - | - | - | - | - | - | - | - | - | - | - | - | - | | | | | 92 | 2: | 2: | 2: | 2: | 0: | 1: | 1: | 0: | 1: | 0: | 1: | 1: | 13: | | | | BELG-LUXEMBOURG | 92 | 2 | 2 | 2 | 2 | 2 | 2 | 2 | 2 | 2 | 2 | 2 | 2 | 23 | | | | | 93 | 2 | 2 | 2 | 1 | 2 | 1 | 1 | 1 | 1 | 2 | 2 | 2 | 19 | | | | DANMARK | 92 | - | 0 | 0 | 0 | 0 | 0 | 0 | 0 | 0 | 0 | 0 | 0 | 0 | | | | | 93 | - | 0 | 0 | 0 | 0 | 0 | 0 | 0 | 0 | 0 | 0 | 0 | 1 | | | | | 94 | 0 | 0 | 0 | 0 | 0 | 0 | 0 | 0 | 0 | 0 | 0 | 0 | 1 | | | | DEUTSCHLAND | 92 | 4 | 2 | 3 | 4 | 3 | 3 | 3 | 2 | 2 | 2 | 2 | 2 | 33 | | | | | 93 | 1 | 1 | 0 | 1 | 2 | 2 | 1 | 1 | 1 | 1 | 1 | 1 | 14 | | | | | 94 | 1 | 1 | 2 | 1 | 1 | 1 | 1 | : | : | : | : | : | : | | | | ELLADA | 92 | - | - | - | - | - | - | - | - | - | - | - | - | - | | | | | 93 | - | - | - | - | - | - | - | - | - | - | - | - | - | | | | ESPAÑA | 92 | - | 0 | 0 | 0 | 0 | 0 | 1 | 0 | 0 | 0 | 0 | 0 | 2 | | | | | 93 | 0 | 0 | 0 | 0 | 0 | 0 | 0 | 0 | 0 | 0 | 0 | 0 | 1 | | | | | 94 | 0 | - | 0 | - | : | : | : | : | : | : | : | : | : | | | | FRANCE | 92 | 0 | 0 | 0 | 0 | 0 | 0 | 0 | 0 | 0 | 0 | 0 | 0 | 4 | | | | | 93 | 0 | 0 | 0 | 0 | 0 | 0 | 0 | 0 | 0 | 0 | 0 | 0 | 2 | | | | | 94 | 0 | 0 | 0 | 0 | 0 | 0 | 0 | 0 | 0 | 0 | 0 | 0 | 0 | | | | IRELAND | 92 | - | 0 | - | 0 | - | - | - | - | 0 | 0 | 0 | 0 | 1 | | | | | 93 | 0 | - | - | - | 0 | - | - | - | 1 | 0 | 0 | 0 | 1 | | | | | 94 | - | - | - | - | - | - | - | - | : | : | : | : | : | | | | ITALIA | 92 | 0 | 0 | 0 | - | - | 0 | - | - | 0 | - | - | - | 0 | | | | | 93 | 0 | 0 | 0 | 0 | 0 | 0 | 0 | - | 0 | 0 | 0 | 0 | 1 | | | | | 94 | 0 | 0 | 0 | 0 | 0 | 0 | 0 | 0 | 0 | 0 | 0 | 0 | 1 | | | | NEDERLAND | 92 | 1 | 2 | 1 | 2 | 1 | 1 | 1 | 1 | 1 | 1 | 1 | 1 | 14 | | | | | 93 | 0 | 0 | 0 | 0 | 0 | 0 | 0 | 0 | 0 | 0 | 0 | 0 | 2 | | | | | 94 | 0 | 0 | 0 | 0 | 0 | 0 | 0 | 0 | 0 | 0 | 0 | 0 | 2 | | | | PORTUGAL | 92 | - | - | - | - | - | - | - | - | - | - | - | - | - | | | | | 93 | - | - | - | - | - | - | - | - | - | - | - | - | - | | | | | 94 | - | - | - | - | - | - | - | - | - | - | - | - | - | | | | UNITED KINGDOM | 92 | 0 | 0 | 0 | 0 | - | 0 | 0 | - | - | - | - | - | 1 | | | | | | | | | | | | | | | | | | | | | | | | | | | | | | | | | | | | | | | | | | | | | | | | | | | | | | | | | | | | | | | | | | | | | | | | | | | | | | | | | | | | | | | | | | | | | | | | | | | | | | | | | | | | | | | | | | | | | | | | | | | | | | | | | | | | | | | | | | | | | | | | | | | | | | | | | | | | | | | | | | | | | | | | | | | | | | | | | | | | | | | | | | | | | | | | | | | | | | | | | | | | | | | | | | | | | | | | | | | | | | | | | | | | | | | | | | | | | | | | | | | | | | | | | | | | | | | | | | | | | | | | | | | | | | | | | | | | | | | | | | | | | | | | | | | | | | | | | | | | | | | | | | | | | | | | | | | | | | | | | | | | | | | | | | | | | | | | | | | | | | | | | | | | | | | | | | | | | | | | | | | | | | | | | | | | | | | | | | | | | | | | | | | | | | | | | | | | | | | | | | | | | | | | | | | | | | | | | | | | | | | | | | | | | | | | | | | | | | | | | | | | | | | | | | | | | | | | | | | | | | | | | | | | | | | | | | | | | | | | | | | | | | | | | | | | | | | | | | | | | | | | | | | | | | | | | | | | | | | | | | | | | | | | | | | | | | | | | | | | | | | |
| | 94 | - | - | - | - | - | - | - | - | - | - | - | - | - | | | | | 92 | - | - | - | - | - | - | - | - | - | - | - | - | - | | | | | 93 | - | - | - | - | - | - | - | - | - | - | - | - | - | | | | | 94 | - | - | - | - | - | - | - | - | - | - | - | - | - | | | | | 92 | 2: | 2: | 2: | 2: | 0: | 1: | 1: | 0: | 1: | 0: | 1: | 1: | 13: | | | | BELG-LUXEMBOURG | 92 | 2 | 2 | 2 | 2 | 2 | 2 | 2 | 2 | 2 | 2 | 2 | 2 | 23 | | | | | 93 | 2 | 2 | 2 | 1 | 2 | 1 | 1 | 1 | 1 | 2 | 2 | 2 | 19 | | | | DANMARK | 92 | - | 0 | 0 | 0 | 0 | 0 | 0 | 0 | 0 | 0 | 0 | 0 | 0 | | | | | 93 | - | 0 | 0 | 0 | 0 | 0 | 0 | 0 | 0 | 0 | 0 | 0 | 1 | | | | | 94 | 0 | 0 | 0 | 0 | 0 | 0 | 0 | 0 | 0 | 0 | 0 | 0 | 1 | | | | DEUTSCHLAND | 92 | 4 | 2 | 3 | 4 | 3 | 3 | 3 | 2 | 2 | 2 | 2 | 2 | 33 | | | | | 93 | 1 | 1 | 0 | 1 | 2 | 2 | 1 | 1 | 1 | 1 | 1 | 1 | 14 | | | | | 94 | 1 | 1 | 2 | 1 | 1 | 1 | 1 | : | : | : | : | : | : | | | | ELLADA | 92 | - | - | - | - | - | - | - | - | - | - | - | - | - | | | | | 93 | - | - | - | - | - | - | - | - | - | - | - | - | - | | | | ESPAÑA | 92 | - | 0 | 0 | 0 | 0 | 0 | 1 | 0 | 0 | 0 | 0 | 0 | 2 | | | | | 93 | 0 | 0 | 0 | 0 | 0 | 0 | 0 | 0 | 0 | 0 | 0 | 0 | 1 | | | | | 94 | 0 | - | 0 | - | : | : | : | : | : | : | : | : | : | | | | FRANCE | 92 | 0 | 0 | 0 | 0 | 0 | 0 | 0 | 0 | 0 | 0 | 0 | 0 | 4 | | | | | 93 | 0 | 0 | 0 | 0 | 0 | 0 | 0 | 0 | 0 | 0 | 0 | 0 | 2 | | | | | 94 | 0 | 0 | 0 | 0 | 0 | 0 | 0 | 0 | 0 | 0 | 0 | 0 | 0 | | | | IRELAND | 92 | - | 0 | - | 0 | - | - | - | - | 0 | 0 | 0 | 0 | 1 | | | | | 93 | 0 | - | - | - | 0 | - | - | - | 1 | 0 | 0 | 0 | 1 | | | | | 94 | - | - | - | - | - | - | - | - | : | : | : | : | : | | | | ITALIA | 92 | 0 | 0 | 0 | - | - | 0 | - | - | 0 | - | - | - | 0 | | | | | 93 | 0 | 0 | 0 | 0 | 0 | 0 | 0 | - | 0 | 0 | 0 | 0 | 1 | | | | | 94 | 0 | 0 | 0 | 0 | 0 | 0 | 0 | 0 | 0 | 0 | 0 | 0 | 1 | | | | NEDERLAND | 92 | 1 | 2 | 1 | 2 | 1 | 1 | 1 | 1 | 1 | 1 | 1 | 1 | 14 | | | | | 93 | 0 | 0 | 0 | 0 | 0 | 0 | 0 | 0 | 0 | 0 | 0 | 0 | 2 | | | | | 94 | 0 | 0 | 0 | 0 | 0 | 0 | 0 | 0 | 0 | 0 | 0 | 0 | 2 | | | | PORTUGAL | 92 | - | - | - | - | - | - | - | - | - | - | - | - | - | | | | | 93 | - | - | - | - | - | - | - | - | - | - | - | - | - | | | | | 94 | - | - | - | - | - | - | - | - | - | - | - | - | - | | | | UNITED KINGDOM | 92 | 0 | 0 | 0 | 0 | - | 0 | 0 | - | - | - | - | - | 1 | | | | | | | | | | | | | | | | | | | | | | | | | | | | | | | | | | | | | | | | | | | | | | | | | | | | | | | | | | | | | | | | | | | | | | | | | | | | | | | | | | | | | | | | | | | | | | | | | | | | | | | | | | | | | | | | | | | | | | | | | | | | | | | | | | | | | | | | | | | | | | | | | | | | | | | | | | | | | | | | | | | | | | | | | | | | | | | | | | | | | | | | | | | | | | | | | | | | | | | | | | | | | | | | | | | | | | | | | | | | | | | | | | | | | | | | | | | | | | | | | | | | | | | | | | | | | | | | | | | | | | | | | | | | | | | | | | | | | | | | | | | | | | | | | | | | | | | | | | | | | | | | | | | | | | | | | | | | | | | | | | | | | | | | | | | | | | | | | | | | | | | | | | | | | | | | | | | | | | | | | | | | | | | | | | | | | | | | | | | | | | | | | | | | | | | | | | | | | | | | | | | | | | | | | | | | | | | | | | | | | | | | | | | | | | | | | | | | | | | | | | | | | | | | | | | | | | | | | | | | | | | | | | | | | | | | | | | | | | | | | | | | | | | | | | | | | | | | | | | | | | | | | | | | | | | | | | | | | | | | | | | | | | | | | | | | | | | | | | | | | | | | | | | | | | | | | | | | | | | | | |
| | 92 | - | - | - | - | - | - | - | - | - | - | - | - | - | | | | | 93 | - | - | - | - | - | - | - | - | - | - | - | - | - | | | | | 94 | - | - | - | - | - | - | - | - | - | - | - | - | - | | | | | 92 | 2: | 2: | 2: | 2: | 0: | 1: | 1: | 0: | 1: | 0: | 1: | 1: | 13: | | | | BELG-LUXEMBOURG | 92 | 2 | 2 | 2 | 2 | 2 | 2 | 2 | 2 | 2 | 2 | 2 | 2 | 23 | | | | | 93 | 2 | 2 | 2 | 1 | 2 | 1 | 1 | 1 | 1 | 2 | 2 | 2 | 19 | | | | DANMARK | 92 | - | 0 | 0 | 0 | 0 | 0 | 0 | 0 | 0 | 0 | 0 | 0 | 0 | | | | | 93 | - | 0 | 0 | 0 | 0 | 0 | 0 | 0 | 0 | 0 | 0 | 0 | 1 | | | | | 94 | 0 | 0 | 0 | 0 | 0 | 0 | 0 | 0 | 0 | 0 | 0 | 0 | 1 | | | | DEUTSCHLAND | 92 | 4 | 2 | 3 | 4 | 3 | 3 | 3 | 2 | 2 | 2 | 2 | 2 | 33 | | | | | 93 | 1 | 1 | 0 | 1 | 2 | 2 | 1 | 1 | 1 | 1 | 1 | 1 | 14 | | | | | 94 | 1 | 1 | 2 | 1 | 1 | 1 | 1 | : | : | : | : | : | : | | | | ELLADA | 92 | - | - | - | - | - | - | - | - | - | - | - | - | - | | | | | 93 | - | - | - | - | - | - | - | - | - | - | - | - | - | | | | ESPAÑA | 92 | - | 0 | 0 | 0 | 0 | 0 | 1 | 0 | 0 | 0 | 0 | 0 | 2 | | | | | 93 | 0 | 0 | 0 | 0 | 0 | 0 | 0 | 0 | 0 | 0 | 0 | 0 | 1 | | | | | 94 | 0 | - | 0 | - | : | : | : | : | : | : | : | : | : | | | | FRANCE | 92 | 0 | 0 | 0 | 0 | 0 | 0 | 0 | 0 | 0 | 0 | 0 | 0 | 4 | | | | | 93 | 0 | 0 | 0 | 0 | 0 | 0 | 0 | 0 | 0 | 0 | 0 | 0 | 2 | | | | | 94 | 0 | 0 | 0 | 0 | 0 | 0 | 0 | 0 | 0 | 0 | 0 | 0 | 0 | | | | IRELAND | 92 | - | 0 | - | 0 | - | - | - | - | 0 | 0 | 0 | 0 | 1 | | | | | 93 | 0 | - | - | - | 0 | - | - | - | 1 | 0 | 0 | 0 | 1 | | | | | 94 | - | - | - | - | - | - | - | - | : | : | : | : | : | | | | ITALIA | 92 | 0 | 0 | 0 | - | - | 0 | - | - | 0 | - | - | - | 0 | | | | | 93 | 0 | 0 | 0 | 0 | 0 | 0 | 0 | - | 0 | 0 | 0 | 0 | 1 | | | | | 94 | 0 | 0 | 0 | 0 | 0 | 0 | 0 | 0 | 0 | 0 | 0 | 0 | 1 | | | | NEDERLAND | 92 | 1 | 2 | 1 | 2 | 1 | 1 | 1 | 1 | 1 | 1 | 1 | 1 | 14 | | | | | 93 | 0 | 0 | 0 | 0 | 0 | 0 | 0 | 0 | 0 | 0 | 0 | 0 | 2 | | | | | 94 | 0 | 0 | 0 | 0 | 0 | 0 | 0 | 0 | 0 | 0 | 0 | 0 | 2 | | | | PORTUGAL | 92 | - | - | - | - | - | - | - | - | - | - | - | - | - | | | | | 93 | - | - | - | - | - | - | - | - | - | - | - | - | - | | | | | 94 | - | - | - | - | - | - | - | - | - | - | - | - | - | | | | UNITED KINGDOM | 92 | 0 | 0 | 0 | 0 | - | 0 | 0 | - | - | - | - | - | 1 | | | | | | | | | | | | | | | | | | | | | | | | | | | | | | | | | | | | | | | | | | | | | | | | | | | | | | | | | | | | | | | | | | | | | | | | | | | | | | | | | | | | | | | | | | | | | | | | | | | | | | | | | | | | | | | | | | | | | | | | | | | | | | | | | | | | | | | | | | | | | | | | | | | | | | | | | | | | | | | | | | | | | | | | | | | | | | | | | | | | | | | | | | | | | | | | | | | | | | | | | | | | | | | | | | | | | | | | | | | | | | | | | | | | | | | | | | | | | | | | | | | | | | | | | | | | | | | | | | | | | | | | | | | | | | | | | | | | | | | | | | | | | | | | | | | | | | | | | | | | | | | | | | | | | | | | | | | | | | | | | | | | | | | | | | | | | | | | | | | | | | | | | | | | | | | | | | | | | | | | | | | | | | | | | | | | | | | | | | | | | | | | | | | | | | | | | | | | | | | | | | | | | | | | | | | | | | | | | | | | | | | | | | | | | | | | | | | | | | | | | | | | | | | | | | | | | | | | | | | | | | | | | | | | | | | | | | | | | | | | | | | | | | | | | | | | | | | | | | | | | | | | | | | | | | | | | | | | | | | | | | | | | | | | | | | | | | | | | | | | | | | | | | | | | | | | | | | | | | | | | | | | | | | | | | | | | | | | | | | |
| | 93 | - | - | - | - | - | - | - | - | - | - | - | - | - | | | | | 94 | - | - | - | - | - | - | - | - | - | - | - | - | - | | | | | 92 | 2: | 2: | 2: | 2: | 0: | 1: | 1: | 0: | 1: | 0: | 1: | 1: | 13: | | | | BELG-LUXEMBOURG | 92 | 2 | 2 | 2 | 2 | 2 | 2 | 2 | 2 | 2 | 2 | 2 | 2 | 23 | | | | | 93 | 2 | 2 | 2 | 1 | 2 | 1 | 1 | 1 | 1 | 2 | 2 | 2 | 19 | | | | DANMARK | 92 | - | 0 | 0 | 0 | 0 | 0 | 0 | 0 | 0 | 0 | 0 | 0 | 0 | | | | | 93 | - | 0 | 0 | 0 | 0 | 0 | 0 | 0 | 0 | 0 | 0 | 0 | 1 | | | | | 94 | 0 | 0 | 0 | 0 | 0 | 0 | 0 | 0 | 0 | 0 | 0 | 0 | 1 | | | | DEUTSCHLAND | 92 | 4 | 2 | 3 | 4 | 3 | 3 | 3 | 2 | 2 | 2 | 2 | 2 | 33 | | | | | 93 | 1 | 1 | 0 | 1 | 2 | 2 | 1 | 1 | 1 | 1 | 1 | 1 | 14 | | | | | 94 | 1 | 1 | 2 | 1 | 1 | 1 | 1 | : | : | : | : | : | : | | | | ELLADA | 92 | - | - | - | - | - | - | - | - | - | - | - | - | - | | | | | 93 | - | - | - | - | - | - | - | - | - | - | - | - | - | | | | ESPAÑA | 92 | - | 0 | 0 | 0 | 0 | 0 | 1 | 0 | 0 | 0 | 0 | 0 | 2 | | | | | 93 | 0 | 0 | 0 | 0 | 0 | 0 | 0 | 0 | 0 | 0 | 0 | 0 | 1 | | | | | 94 | 0 | - | 0 | - | : | : | : | : | : | : | : | : | : | | | | FRANCE | 92 | 0 | 0 | 0 | 0 | 0 | 0 | 0 | 0 | 0 | 0 | 0 | 0 | 4 | | | | | 93 | 0 | 0 | 0 | 0 | 0 | 0 | 0 | 0 | 0 | 0 | 0 | 0 | 2 | | | | | 94 | 0 | 0 | 0 | 0 | 0 | 0 | 0 | 0 | 0 | 0 | 0 | 0 | 0 | | | | IRELAND | 92 | - | 0 | - | 0 | - | - | - | - | 0 | 0 | 0 | 0 | 1 | | | | | 93 | 0 | - | - | - | 0 | - | - | - | 1 | 0 | 0 | 0 | 1 | | | | | 94 | - | - | - | - | - | - | - | - | : | : | : | : | : | | | | ITALIA | 92 | 0 | 0 | 0 | - | - | 0 | - | - | 0 | - | - | - | 0 | | | | | 93 | 0 | 0 | 0 | 0 | 0 | 0 | 0 | - | 0 | 0 | 0 | 0 | 1 | | | | | 94 | 0 | 0 | 0 | 0 | 0 | 0 | 0 | 0 | 0 | 0 | 0 | 0 | 1 | | | | NEDERLAND | 92 | 1 | 2 | 1 | 2 | 1 | 1 | 1 | 1 | 1 | 1 | 1 | 1 | 14 | | | | | 93 | 0 | 0 | 0 | 0 | 0 | 0 | 0 | 0 | 0 | 0 | 0 | 0 | 2 | | | | | 94 | 0 | 0 | 0 | 0 | 0 | 0 | 0 | 0 | 0 | 0 | 0 | 0 | 2 | | | | PORTUGAL | 92 | - | - | - | - | - | - | - | - | - | - | - | - | - | | | | | 93 | - | - | - | - | - | - | - | - | - | - | - | - | - | | | | | 94 | - | - | - | - | - | - | - | - | - | - | - | - | - | | | | UNITED KINGDOM | 92 | 0 | 0 | 0 | 0 | - | 0 | 0 | - | - | - | - | - | 1 | | | | | | | | | | | | | | | | | | | | | | | | | | | | | | | | | | | | | | | | | | | | | | | | | | | | | | | | | | | | | | | | | | | | | | | | | | | | | | | | | | | | | | | | | | | | | | | | | | | | | | | | | | | | | | | | | | | | | | | | | | | | | | | | | | | | | | | | | | | | | | | | | | | | | | | | | | | | | | | | | | | | | | | | | | | | | | | | | | | | | | | | | | | | | | | | | | | | | | | | | | | | | | | | | | | | | | | | | | | | | | | | | | | | | | | | | | | | | | | | | | | | | | | | | | | | | | | | | | | | | | | | | | | | | | | | | | | | | | | | | | | | | | | | | | | | | | | | | | | | | | | | | | | | | | | | | | | | | | | | | | | | | | | | | | | | | | | | | | | | | | | | | | | | | | | | | | | | | | | | | | | | | | | | | | | | | | | | | | | | | | | | | | | | | | | | | | | | | | | | | | | | | | | | | | | | | | | | | | | | | | | | | | | | | | | | | | | | | | | | | | | | | | | | | | | | | | | | | | | | | | | | | | | | | | | | | | | | | | | | | | | | | | | | | | | | | | | | | | | | | | | | | | | | | | | | | | | | | | | | | | | | | | | | | | | | | | | | | | | | | | | | | | | | | | | | | | | | | | | | | | | | | | | | | | | | | | | | | | | | | | | | | | | | | | | | | | | | | |
| | 94 | - | - | - | - | - | - | - | - | - | - | - | - | - | | | | | 92 | 2: | 2: | 2: | 2: | 0: | 1: | 1: | 0: | 1: | 0: | 1: | 1: | 13: | | | | BELG-LUXEMBOURG | 92 | 2 | 2 | 2 | 2 | 2 | 2 | 2 | 2 | 2 | 2 | 2 | 2 | 23 | | | | | 93 | 2 | 2 | 2 | 1 | 2 | 1 | 1 | 1 | 1 | 2 | 2 | 2 | 19 | | | | DANMARK | 92 | - | 0 | 0 | 0 | 0 | 0 | 0 | 0 | 0 | 0 | 0 | 0 | 0 | | | | | 93 | - | 0 | 0 | 0 | 0 | 0 | 0 | 0 | 0 | 0 | 0 | 0 | 1 | | | | | 94 | 0 | 0 | 0 | 0 | 0 | 0 | 0 | 0 | 0 | 0 | 0 | 0 | 1 | | | | DEUTSCHLAND | 92 | 4 | 2 | 3 | 4 | 3 | 3 | 3 | 2 | 2 | 2 | 2 | 2 | 33 | | | | | 93 | 1 | 1 | 0 | 1 | 2 | 2 | 1 | 1 | 1 | 1 | 1 | 1 | 14 | | | | | 94 | 1 | 1 | 2 | 1 | 1 | 1 | 1 | : | : | : | : | : | : | | | | ELLADA | 92 | - | - | - | - | - | - | - | - | - | - | - | - | - | | | | | 93 | - | - | - | - | - | - | - | - | - | - | - | - | - | | | | ESPAÑA | 92 | - | 0 | 0 | 0 | 0 | 0 | 1 | 0 | 0 | 0 | 0 | 0 | 2 | | | | | 93 | 0 | 0 | 0 | 0 | 0 | 0 | 0 | 0 | 0 | 0 | 0 | 0 | 1 | | | | | 94 | 0 | - | 0 | - | : | : | : | : | : | : | : | : | : | | | | FRANCE | 92 | 0 | 0 | 0 | 0 | 0 | 0 | 0 | 0 | 0 | 0 | 0 | 0 | 4 | | | | | 93 | 0 | 0 | 0 | 0 | 0 | 0 | 0 | 0 | 0 | 0 | 0 | 0 | 2 | | | | | 94 | 0 | 0 | 0 | 0 | 0 | 0 | 0 | 0 | 0 | 0 | 0 | 0 | 0 | | | | IRELAND | 92 | - | 0 | - | 0 | - | - | - | - | 0 | 0 | 0 | 0 | 1 | | | | | 93 | 0 | - | - | - | 0 | - | - | - | 1 | 0 | 0 | 0 | 1 | | | | | 94 | - | - | - | - | - | - | - | - | : | : | : | : | : | | | | ITALIA | 92 | 0 | 0 | 0 | - | - | 0 | - | - | 0 | - | - | - | 0 | | | | | 93 | 0 | 0 | 0 | 0 | 0 | 0 | 0 | - | 0 | 0 | 0 | 0 | 1 | | | | | 94 | 0 | 0 | 0 | 0 | 0 | 0 | 0 | 0 | 0 | 0 | 0 | 0 | 1 | | | | NEDERLAND | 92 | 1 | 2 | 1 | 2 | 1 | 1 | 1 | 1 | 1 | 1 | 1 | 1 | 14 | | | | | 93 | 0 | 0 | 0 | 0 | 0 | 0 | 0 | 0 | 0 | 0 | 0 | 0 | 2 | | | | | 94 | 0 | 0 | 0 | 0 | 0 | 0 | 0 | 0 | 0 | 0 | 0 | 0 | 2 | | | | PORTUGAL | 92 | - | - | - | - | - | - | - | - | - | - | - | - | - | | | | | 93 | - | - | - | - | - | - | - | - | - | - | - | - | - | | | | | 94 | - | - | - | - | - | - | - | - | - | - | - | - | - | | | | UNITED KINGDOM | 92 | 0 | 0 | 0 | 0 | - | 0 | 0 | - | - | - | - | - | 1 | | | | | | | | | | | | | | | | | | | | | | | | | | | | | | | | | | | | | | | | | | | | | | | | | | | | | | | | | | | | | | | | | | | | | | | | | | | | | | | | | | | | | | | | | | | | | | | | | | | | | | | | | | | | | | | | | | | | | | | | | | | | | | | | | | | | | | | | | | | | | | | | | | | | | | | | | | | | | | | | | | | | | | | | | | | | | | | | | | | | | | | | | | | | | | | | | | | | | | | | | | | | | | | | | | | | | | | | | | | | | | | | | | | | | | | | | | | | | | | | | | | | | | | | | | | | | | | | | | | | | | | | | | | | | | | | | | | | | | | | | | | | | | | | | | | | | | | | | | | | | | | | | | | | | | | | | | | | | | | | | | | | | | | | | | | | | | | | | | | | | | | | | | | | | | | | | | | | | | | | | | | | | | | | | | | | | | | | | | | | | | | | | | | | | | | | | | | | | | | | | | | | | | | | | | | | | | | | | | | | | | | | | | | | | | | | | | | | | | | | | | | | | | | | | | | | | | | | | | | | | | | | | | | | | | | | | | | | | | | | | | | | | | | | | | | | | | | | | | | | | | | | | | | | | | | | | | | | | | | | | | | | | | | | | | | | | | | | | | | | | | | | | | | | | | | | | | | | | | | | | | | | | | | | | | | | | | | | | | | | | | | | | | | | | | | | | | | | | | | | | | | | | | | | | | | | | | | |
| | 92 | 2: | 2: | 2: | 2: | 0: | 1: | 1: | 0: | 1: | 0: | 1: | 1: | 13: | | | | BELG-LUXEMBOURG | 92 | 2 | 2 | 2 | 2 | 2 | 2 | 2 | 2 | 2 | 2 | 2 | 2 | 23 | | | | | 93 | 2 | 2 | 2 | 1 | 2 | 1 | 1 | 1 | 1 | 2 | 2 | 2 | 19 | | | | DANMARK | 92 | - | 0 | 0 | 0 | 0 | 0 | 0 | 0 | 0 | 0 | 0 | 0 | 0 | | | | | 93 | - | 0 | 0 | 0 | 0 | 0 | 0 | 0 | 0 | 0 | 0 | 0 | 1 | | | | | 94 | 0 | 0 | 0 | 0 | 0 | 0 | 0 | 0 | 0 | 0 | 0 | 0 | 1 | | | | DEUTSCHLAND | 92 | 4 | 2 | 3 | 4 | 3 | 3 | 3 | 2 | 2 | 2 | 2 | 2 | 33 | | | | | 93 | 1 | 1 | 0 | 1 | 2 | 2 | 1 | 1 | 1 | 1 | 1 | 1 | 14 | | | | | 94 | 1 | 1 | 2 | 1 | 1 | 1 | 1 | : | : | : | : | : | : | | | | ELLADA | 92 | - | - | - | - | - | - | - | - | - | - | - | - | - | | | | | 93 | - | - | - | - | - | - | - | - | - | - | - | - | - | | | | ESPAÑA | 92 | - | 0 | 0 | 0 | 0 | 0 | 1 | 0 | 0 | 0 | 0 | 0 | 2 | | | | | 93 | 0 | 0 | 0 | 0 | 0 | 0 | 0 | 0 | 0 | 0 | 0 | 0 | 1 | | | | | 94 | 0 | - | 0 | - | : | : | : | : | : | : | : | : | : | | | | FRANCE | 92 | 0 | 0 | 0 | 0 | 0 | 0 | 0 | 0 | 0 | 0 | 0 | 0 | 4 | | | | | 93 | 0 | 0 | 0 | 0 | 0 | 0 | 0 | 0 | 0 | 0 | 0 | 0 | 2 | | | | | 94 | 0 | 0 | 0 | 0 | 0 | 0 | 0 | 0 | 0 | 0 | 0 | 0 | 0 | | | | IRELAND | 92 | - | 0 | - | 0 | - | - | - | - | 0 | 0 | 0 | 0 | 1 | | | | | 93 | 0 | - | - | - | 0 | - | - | - | 1 | 0 | 0 | 0 | 1 | | | | | 94 | - | - | - | - | - | - | - | - | : | : | : | : | : | | | | ITALIA | 92 | 0 | 0 | 0 | - | - | 0 | - | - | 0 | - | - | - | 0 | | | | | 93 | 0 | 0 | 0 | 0 | 0 | 0 | 0 | - | 0 | 0 | 0 | 0 | 1 | | | | | 94 | 0 | 0 | 0 | 0 | 0 | 0 | 0 | 0 | 0 | 0 | 0 | 0 | 1 | | | | NEDERLAND | 92 | 1 | 2 | 1 | 2 | 1 | 1 | 1 | 1 | 1 | 1 | 1 | 1 | 14 | | | | | 93 | 0 | 0 | 0 | 0 | 0 | 0 | 0 | 0 | 0 | 0 | 0 | 0 | 2 | | | | | 94 | 0 | 0 | 0 | 0 | 0 | 0 | 0 | 0 | 0 | 0 | 0 | 0 | 2 | | | | PORTUGAL | 92 | - | - | - | - | - | - | - | - | - | - | - | - | - | | | | | 93 | - | - | - | - | - | - | - | - | - | - | - | - | - | | | | | 94 | - | - | - | - | - | - | - | - | - | - | - | - | - | | | | UNITED KINGDOM | 92 | 0 | 0 | 0 | 0 | - | 0 | 0 | - | - | - | - | - | 1 | | | | | | | | | | | | | | | | | | | | | | | | | | | | | | | | | | | | | | | | | | | | | | | | | | | | | | | | | | | | | | | | | | | | | | | | | | | | | | | | | | | | | | | | | | | | | | | | | | | | | | | | | | | | | | | | | | | | | | | | | | | | | | | | | | | | | | | | | | | | | | | | | | | | | | | | | | | | | | | | | | | | | | | | | | | | | | | | | | | | | | | | | | | | | | | | | | | | | | | | | | | | | | | | | | | | | | | | | | | | | | | | | | | | | | | | | | | | | | | | | | | | | | | | | | | | | | | | | | | | | | | | | | | | | | | | | | | | | | | | | | | | | | | | | | | | | | | | | | | | | | | | | | | | | | | | | | | | | | | | | | | | | | | | | | | | | | | | | | | | | | | | | | | | | | | | | | | | | | | | | | | | | | | | | | | | | | | | | | | | | | | | | | | | | | | | | | | | | | | | | | | | | | | | | | | | | | | | | | | | | | | | | | | | | | | | | | | | | | | | | | | | | | | | | | | | | | | | | | | | | | | | | | | | | | | | | | | | | | | | | | | | | | | | | | | | | | | | | | | | | | | | | | | | | | | | | | | | | | | | | | | | | | | | | | | | | | | | | | | | | | | | | | | | | | | | | | | | | | | | | | | | | | | | | | | | | | | | | | | | | | | | | | | | | | | | | | | | | | | | | | | | | | | | | | | | | | | | | | | | | | | | | | | | | | | | | |
| BELG-LUXEMBOURG | 92 | 2 | 2 | 2 | 2 | 2 | 2 | 2 | 2 | 2 | 2 | 2 | 2 | 23 | | | | | 93 | 2 | 2 | 2 | 1 | 2 | 1 | 1 | 1 | 1 | 2 | 2 | 2 | 19 | | | | DANMARK | 92 | - | 0 | 0 | 0 | 0 | 0 | 0 | 0 | 0 | 0 | 0 | 0 | 0 | | | | | 93 | - | 0 | 0 | 0 | 0 | 0 | 0 | 0 | 0 | 0 | 0 | 0 | 1 | | | | | 94 | 0 | 0 | 0 | 0 | 0 | 0 | 0 | 0 | 0 | 0 | 0 | 0 | 1 | | | | DEUTSCHLAND | 92 | 4 | 2 | 3 | 4 | 3 | 3 | 3 | 2 | 2 | 2 | 2 | 2 | 33 | | | | | 93 | 1 | 1 | 0 | 1 | 2 | 2 | 1 | 1 | 1 | 1 | 1 | 1 | 14 | | | | | 94 | 1 | 1 | 2 | 1 | 1 | 1 | 1 | : | : | : | : | : | : | | | | ELLADA | 92 | - | - | - | - | - | - | - | - | - | - | - | - | - | | | | | 93 | - | - | - | - | - | - | - | - | - | - | - | - | - | | | | ESPAÑA | 92 | - | 0 | 0 | 0 | 0 | 0 | 1 | 0 | 0 | 0 | 0 | 0 | 2 | | | | | 93 | 0 | 0 | 0 | 0 | 0 | 0 | 0 | 0 | 0 | 0 | 0 | 0 | 1 | | | | | 94 | 0 | - | 0 | - | : | : | : | : | : | : | : | : | : | | | | FRANCE | 92 | 0 | 0 | 0 | 0 | 0 | 0 | 0 | 0 | 0 | 0 | 0 | 0 | 4 | | | | | 93 | 0 | 0 | 0 | 0 | 0 | 0 | 0 | 0 | 0 | 0 | 0 | 0 | 2 | | | | | 94 | 0 | 0 | 0 | 0 | 0 | 0 | 0 | 0 | 0 | 0 | 0 | 0 | 0 | | | | IRELAND | 92 | - | 0 | - | 0 | - | - | - | - | 0 | 0 | 0 | 0 | 1 | | | | | 93 | 0 | - | - | - | 0 | - | - | - | 1 | 0 | 0 | 0 | 1 | | | | | 94 | - | - | - | - | - | - | - | - | : | : | : | : | : | | | | ITALIA | 92 | 0 | 0 | 0 | - | - | 0 | - | - | 0 | - | - | - | 0 | | | | | 93 | 0 | 0 | 0 | 0 | 0 | 0 | 0 | - | 0 | 0 | 0 | 0 | 1 | | | | | 94 | 0 | 0 | 0 | 0 | 0 | 0 | 0 | 0 | 0 | 0 | 0 | 0 | 1 | | | | NEDERLAND | 92 | 1 | 2 | 1 | 2 | 1 | 1 | 1 | 1 | 1 | 1 | 1 | 1 | 14 | | | | | 93 | 0 | 0 | 0 | 0 | 0 | 0 | 0 | 0 | 0 | 0 | 0 | 0 | 2 | | | | | 94 | 0 | 0 | 0 | 0 | 0 | 0 | 0 | 0 | 0 | 0 | 0 | 0 | 2 | | | | PORTUGAL | 92 | - | - | - | - | - | - | - | - | - | - | - | - | - | | | | | 93 | - | - | - | - | - | - | - | - | - | - | - | - | - | | | | | 94 | - | - | - | - | - | - | - | - | - | - | - | - | - | | | | UNITED KINGDOM | 92 | 0 | 0 | 0 | 0 | - | 0 | 0 | - | - | - | - | - | 1 | | | | | | | | | | | | | | | | | | | | | | | | | | | | | | | | | | | | | | | | | | | | | | | | | | | | | | | | | | | | | | | | | | | | | | | | | | | | | | | | | | | | | | | | | | | | | | | | | | | | | | | | | | | | | | | | | | | | | | | | | | | | | | | | | | | | | | | | | | | | | | | | | | | | | | | | | | | | | | | | | | | | | | | | | | | | | | | | | | | | | | | | | | | | | | | | | | | | | | | | | | | | | | | | | | | | | | | | | | | | | | | | | | | | | | | | | | | | | | | | | | | | | | | | | | | | | | | | | | | | | | | | | | | | | | | | | | | | | | | | | | | | | | | | | | | | | | | | | | | | | | | | | | | | | | | | | | | | | | | | | | | | | | | | | | | | | | | | | | | | | | | | | | | | | | | | | | | | | | | | | | | | | | | | | | | | | | | | | | | | | | | | | | | | | | | | | | | | | | | | | | | | | | | | | | | | | | | | | | | | | | | | | | | | | | | | | | | | | | | | | | | | | | | | | | | | | | | | | | | | | | | | | | | | | | | | | | | | | | | | | | | | | | | | | | | | | | | | | | | | | | | | | | | | | | | | | | | | | | | | | | | | | | | | | | | | | | | | | | | | | | | | | | | | | | | | | | | | | | | | | | | | | | | | | | | | | | | | | | | | | | | | | | | | | | | | | | | | | | | | | | | | | | | | | | | | | | | | | | | | | | | | | | | | | | | | | | | | | | | | | | | | | | | | | | | |
| | 93 | 2 | 2 | 2 | 1 | 2 | 1 | 1 | 1 | 1 | 2 | 2 | 2 | 19 | | | | DANMARK | 92 | - | 0 | 0 | 0 | 0 | 0 | 0 | 0 | 0 | 0 | 0 | 0 | 0 | | | | | 93 | - | 0 | 0 | 0 | 0 | 0 | 0 | 0 | 0 | 0 | 0 | 0 | 1 | | | | | 94 | 0 | 0 | 0 | 0 | 0 | 0 | 0 | 0 | 0 | 0 | 0 | 0 | 1 | | | | DEUTSCHLAND | 92 | 4 | 2 | 3 | 4 | 3 | 3 | 3 | 2 | 2 | 2 | 2 | 2 | 33 | | | | | 93 | 1 | 1 | 0 | 1 | 2 | 2 | 1 | 1 | 1 | 1 | 1 | 1 | 14 | | | | | 94 | 1 | 1 | 2 | 1 | 1 | 1 | 1 | : | : | : | : | : | : | | | | ELLADA | 92 | - | - | - | - | - | - | - | - | - | - | - | - | - | | | | | 93 | - | - | - | - | - | - | - | - | - | - | - | - | - | | | | ESPAÑA | 92 | - | 0 | 0 | 0 | 0 | 0 | 1 | 0 | 0 | 0 | 0 | 0 | 2 | | | | | 93 | 0 | 0 | 0 | 0 | 0 | 0 | 0 | 0 | 0 | 0 | 0 | 0 | 1 | | | | | 94 | 0 | - | 0 | - | : | : | : | : | : | : | : | : | : | | | | FRANCE | 92 | 0 | 0 | 0 | 0 | 0 | 0 | 0 | 0 | 0 | 0 | 0 | 0 | 4 | | | | | 93 | 0 | 0 | 0 | 0 | 0 | 0 | 0 | 0 | 0 | 0 | 0 | 0 | 2 | | | | | 94 | 0 | 0 | 0 | 0 | 0 | 0 | 0 | 0 | 0 | 0 | 0 | 0 | 0 | | | | IRELAND | 92 | - | 0 | - | 0 | - | - | - | - | 0 | 0 | 0 | 0 | 1 | | | | | 93 | 0 | - | - | - | 0 | - | - | - | 1 | 0 | 0 | 0 | 1 | | | | | 94 | - | - | - | - | - | - | - | - | : | : | : | : | : | | | | ITALIA | 92 | 0 | 0 | 0 | - | - | 0 | - | - | 0 | - | - | - | 0 | | | | | 93 | 0 | 0 | 0 | 0 | 0 | 0 | 0 | - | 0 | 0 | 0 | 0 | 1 | | | | | 94 | 0 | 0 | 0 | 0 | 0 | 0 | 0 | 0 | 0 | 0 | 0 | 0 | 1 | | | | NEDERLAND | 92 | 1 | 2 | 1 | 2 | 1 | 1 | 1 | 1 | 1 | 1 | 1 | 1 | 14 | | | | | 93 | 0 | 0 | 0 | 0 | 0 | 0 | 0 | 0 | 0 | 0 | 0 | 0 | 2 | | | | | 94 | 0 | 0 | 0 | 0 | 0 | 0 | 0 | 0 | 0 | 0 | 0 | 0 | 2 | | | | PORTUGAL | 92 | - | - | - | - | - | - | - | - | - | - | - | - | - | | | | | 93 | - | - | - | - | - | - | - | - | - | - | - | - | - | | | | | 94 | - | - | - | - | - | - | - | - | - | - | - | - | - | | | | UNITED KINGDOM | 92 | 0 | 0 | 0 | 0 | - | 0 | 0 | - | - | - | - | - | 1 | | | | | | | | | | | | | | | | | | | | | | | | | | | | | | | | | | | | | | | | | | | | | | | | | | | | | | | | | | | | | | | | | | | | | | | | | | | | | | | | | | | | | | | | | | | | | | | | | | | | | | | | | | | | | | | | | | | | | | | | | | | | | | | | | | | | | | | | | | | | | | | | | | | | | | | | | | | | | | | | | | | | | | | | | | | | | | | | | | | | | | | | | | | | | | | | | | | | | | | | | | | | | | | | | | | | | | | | | | | | | | | | | | | | | | | | | | | | | | | | | | | | | | | | | | | | | | | | | | | | | | | | | | | | | | | | | | | | | | | | | | | | | | | | | | | | | | | | | | | | | | | | | | | | | | | | | | | | | | | | | | | | | | | | | | | | | | | | | | | | | | | | | | | | | | | | | | | | | | | | | | | | | | | | | | | | | | | | | | | | | | | | | | | | | | | | | | | | | | | | | | | | | | | | | | | | | | | | | | | | | | | | | | | | | | | | | | | | | | | | | | | | | | | | | | | | | | | | | | | | | | | | | | | | | | | | | | | | | | | | | | | | | | | | | | | | | | | | | | | | | | | | | | | | | | | | | | | | | | | | | | | | | | | | | | | | | | | | | | | | | | | | | | | | | | | | | | | | | | | | | | | | | | | | | | | | | | | | | | | | | | | | | | | | | | | | | | | | | | | | | | | | | | | | | | | | | | | | | | | | | | | | | | | | | | | | | | | | | | | | | | | | | | | | | | | | | | | | | | | | | | | | | | | | | |
| DANMARK | 92 | - | 0 | 0 | 0 | 0 | 0 | 0 | 0 | 0 | 0 | 0 | 0 | 0 | | | | | 93 | - | 0 | 0 | 0 | 0 | 0 | 0 | 0 | 0 | 0 | 0 | 0 | 1 | | | | | 94 | 0 | 0 | 0 | 0 | 0 | 0 | 0 | 0 | 0 | 0 | 0 | 0 | 1 | | | | DEUTSCHLAND | 92 | 4 | 2 | 3 | 4 | 3 | 3 | 3 | 2 | 2 | 2 | 2 | 2 | 33 | | | | | 93 | 1 | 1 | 0 | 1 | 2 | 2 | 1 | 1 | 1 | 1 | 1 | 1 | 14 | | | | | 94 | 1 | 1 | 2 | 1 | 1 | 1 | 1 | : | : | : | : | : | : | | | | ELLADA | 92 | - | - | - | - | - | - | - | - | - | - | - | - | - | | | | | 93 | - | - | - | - | - | - | - | - | - | - | - | - | - | | | | ESPAÑA | 92 | - | 0 | 0 | 0 | 0 | 0 | 1 | 0 | 0 | 0 | 0 | 0 | 2 | | | | | 93 | 0 | 0 | 0 | 0 | 0 | 0 | 0 | 0 | 0 | 0 | 0 | 0 | 1 | | | | | 94 | 0 | - | 0 | - | : | : | : | : | : | : | : | : | : | | | | FRANCE | 92 | 0 | 0 | 0 | 0 | 0 | 0 | 0 | 0 | 0 | 0 | 0 | 0 | 4 | | | | | 93 | 0 | 0 | 0 | 0 | 0 | 0 | 0 | 0 | 0 | 0 | 0 | 0 | 2 | | | | | 94 | 0 | 0 | 0 | 0 | 0 | 0 | 0 | 0 | 0 | 0 | 0 | 0 | 0 | | | | IRELAND | 92 | - | 0 | - | 0 | - | - | - | - | 0 | 0 | 0 | 0 | 1 | | | | | 93 | 0 | - | - | - | 0 | - | - | - | 1 | 0 | 0 | 0 | 1 | | | | | 94 | - | - | - | - | - | - | - | - | : | : | : | : | : | | | | ITALIA | 92 | 0 | 0 | 0 | - | - | 0 | - | - | 0 | - | - | - | 0 | | | | | 93 | 0 | 0 | 0 | 0 | 0 | 0 | 0 | - | 0 | 0 | 0 | 0 | 1 | | | | | 94 | 0 | 0 | 0 | 0 | 0 | 0 | 0 | 0 | 0 | 0 | 0 | 0 | 1 | | | | NEDERLAND | 92 | 1 | 2 | 1 | 2 | 1 | 1 | 1 | 1 | 1 | 1 | 1 | 1 | 14 | | | | | 93 | 0 | 0 | 0 | 0 | 0 | 0 | 0 | 0 | 0 | 0 | 0 | 0 | 2 | | | | | 94 | 0 | 0 | 0 | 0 | 0 | 0 | 0 | 0 | 0 | 0 | 0 | 0 | 2 | | | | PORTUGAL | 92 | - | - | - | - | - | - | - | - | - | - | - | - | - | | | | | 93 | - | - | - | - | - | - | - | - | - | - | - | - | - | | | | | 94 | - | - | - | - | - | - | - | - | - | - | - | - | - | | | | UNITED KINGDOM | 92 | 0 | 0 | 0 | 0 | - | 0 | 0 | - | - | - | - | - | 1 | | | | | | | | | | | | | | | | | | | | | | | | | | | | | | | | | | | | | | | | | | | | | | | | | | | | | | | | | | | | | | | | | | | | | | | | | | | | | | | | | | | | | | | | | | | | | | | | | | | | | | | | | | | | | | | | | | | | | | | | | | | | | | | | | | | | | | | | | | | | | | | | | | | | | | | | | | | | | | | | | | | | | | | | | | | | | | | | | | | | | | | | | | | | | | | | | | | | | | | | | | | | | | | | | | | | | | | | | | | | | | | | | | | | | | | | | | | | | | | | | | | | | | | | | | | | | | | | | | | | | | | | | | | | | | | | | | | | | | | | | | | | | | | | | | | | | | | | | | | | | | | | | | | | | | | | | | | | | | | | | | | | | | | | | | | | | | | | | | | | | | | | | | | | | | | | | | | | | | | | | | | | | | | | | | | | | | | | | | | | | | | | | | | | | | | | | | | | | | | | | | | | | | | | | | | | | | | | | | | | | | | | | | | | | | | | | | | | | | | | | | | | | | | | | | | | | | | | | | | | | | | | | | | | | | | | | | | | | | | | | | | | | | | | | | | | | | | | | | | | | | | | | | | | | | | | | | | | | | | | | | | | | | | | | | | | | | | | | | | | | | | | | | | | | | | | | | | | | | | | | | | | | | | | | | | | | | | | | | | | | | | | | | | | | | | | | | | | | | | | | | | | | | | | | | | | | | | | | | | | | | | | | | | | | | | | | | | | | | | | | | | | | | | | | | | | | | | | | | | | | | | | | | | | | | | | | | | | | | | | | | | | | | | |
| | 93 | - | 0 | 0 | 0 | 0 | 0 | 0 | 0 | 0 | 0 | 0 | 0 | 1 | | | | | 94 | 0 | 0 | 0 | 0 | 0 | 0 | 0 | 0 | 0 | 0 | 0 | 0 | 1 | | | | DEUTSCHLAND | 92 | 4 | 2 | 3 | 4 | 3 | 3 | 3 | 2 | 2 | 2 | 2 | 2 | 33 | | | | | 93 | 1 | 1 | 0 | 1 | 2 | 2 | 1 | 1 | 1 | 1 | 1 | 1 | 14 | | | | | 94 | 1 | 1 | 2 | 1 | 1 | 1 | 1 | : | : | : | : | : | : | | | | ELLADA | 92 | - | - | - | - | - | - | - | - | - | - | - | - | - | | | | | 93 | - | - | - | - | - | - | - | - | - | - | - | - | - | | | | ESPAÑA | 92 | - | 0 | 0 | 0 | 0 | 0 | 1 | 0 | 0 | 0 | 0 | 0 | 2 | | | | | 93 | 0 | 0 | 0 | 0 | 0 | 0 | 0 | 0 | 0 | 0 | 0 | 0 | 1 | | | | | 94 | 0 | - | 0 | - | : | : | : | : | : | : | : | : | : | | | | FRANCE | 92 | 0 | 0 | 0 | 0 | 0 | 0 | 0 | 0 | 0 | 0 | 0 | 0 | 4 | | | | | 93 | 0 | 0 | 0 | 0 | 0 | 0 | 0 | 0 | 0 | 0 | 0 | 0 | 2 | | | | | 94 | 0 | 0 | 0 | 0 | 0 | 0 | 0 | 0 | 0 | 0 | 0 | 0 | 0 | | | | IRELAND | 92 | - | 0 | - | 0 | - | - | - | - | 0 | 0 | 0 | 0 | 1 | | | | | 93 | 0 | - | - | - | 0 | - | - | - | 1 | 0 | 0 | 0 | 1 | | | | | 94 | - | - | - | - | - | - | - | - | : | : | : | : | : | | | | ITALIA | 92 | 0 | 0 | 0 | - | - | 0 | - | - | 0 | - | - | - | 0 | | | | | 93 | 0 | 0 | 0 | 0 | 0 | 0 | 0 | - | 0 | 0 | 0 | 0 | 1 | | | | | 94 | 0 | 0 | 0 | 0 | 0 | 0 | 0 | 0 | 0 | 0 | 0 | 0 | 1 | | | | NEDERLAND | 92 | 1 | 2 | 1 | 2 | 1 | 1 | 1 | 1 | 1 | 1 | 1 | 1 | 14 | | | | | 93 | 0 | 0 | 0 | 0 | 0 | 0 | 0 | 0 | 0 | 0 | 0 | 0 | 2 | | | | | 94 | 0 | 0 | 0 | 0 | 0 | 0 | 0 | 0 | 0 | 0 | 0 | 0 | 2 | | | | PORTUGAL | 92 | - | - | - | - | - | - | - | - | - | - | - | - | - | | | | | 93 | - | - | - | - | - | - | - | - | - | - | - | - | - | | | | | 94 | - | - | - | - | - | - | - | - | - | - | - | - | - | | | | UNITED KINGDOM | 92 | 0 | 0 | 0 | 0 | - | 0 | 0 | - | - | - | - | - | 1 | | | | | | | | | | | | | | | | | | | | | | | | | | | | | | | | | | | | | | | | | | | | | | | | | | | | | | | | | | | | | | | | | | | | | | | | | | | | | | | | | | | | | | | | | | | | | | | | | | | | | | | | | | | | | | | | | | | | | | | | | | | | | | | | | | | | | | | | | | | | | | | | | | | | | | | | | | | | | | | | | | | | | | | | | | | | | | | | | | | | | | | | | | | | | | | | | | | | | | | | | | | | | | | | | | | | | | | | | | | | | | | | | | | | | | | | | | | | | | | | | | | | | | | | | | | | | | | | | | | | | | | | | | | | | | | | | | | | | | | | | | | | | | | | | | | | | | | | | | | | | | | | | | | | | | | | | | | | | | | | | | | | | | | | | | | | | | | | | | | | | | | | | | | | | | | | | | | | | | | | | | | | | | | | | | | | | | | | | | | | | | | | | | | | | | | | | | | | | | | | | | | | | | | | | | | | | | | | | | | | | | | | | | | | | | | | | | | | | | | | | | | | | | | | | | | | | | | | | | | | | | | | | | | | | | | | | | | | | | | | | | | | | | | | | | | | | | | | | | | | | | | | | | | | | | | | | | | | | | | | | | | | | | | | | | | | | | | | | | | | | | | | | | | | | | | | | | | | | | | | | | | | | | | | | | | | | | | | | | | | | | | | | | | | | | | | | | | | | | | | | | | | | | | | | | | | | | | | | | | | | | | | | | | | | | | | | | | | | | | | | | | | | | | | | | | | | | | | | | | | | | | | | | | | | | | | | | | | | | | | | | | | | | | | | | | | | | | | | | | | | | | | | |
| | 94 | 0 | 0 | 0 | 0 | 0 | 0 | 0 | 0 | 0 | 0 | 0 | 0 | 1 | | | | DEUTSCHLAND | 92 | 4 | 2 | 3 | 4 | 3 | 3 | 3 | 2 | 2 | 2 | 2 | 2 | 33 | | | | | 93 | 1 | 1 | 0 | 1 | 2 | 2 | 1 | 1 | 1 | 1 | 1 | 1 | 14 | | | | | 94 | 1 | 1 | 2 | 1 | 1 | 1 | 1 | : | : | : | : | : | : | | | | ELLADA | 92 | - | - | - | - | - | - | - | - | - | - | - | - | - | | | | | 93 | - | - | - | - | - | - | - | - | - | - | - | - | - | | | | ESPAÑA | 92 | - | 0 | 0 | 0 | 0 | 0 | 1 | 0 | 0 | 0 | 0 | 0 | 2 | | | | | 93 | 0 | 0 | 0 | 0 | 0 | 0 | 0 | 0 | 0 | 0 | 0 | 0 | 1 | | | | | 94 | 0 | - | 0 | - | : | : | : | : | : | : | : | : | : | | | | FRANCE | 92 | 0 | 0 | 0 | 0 | 0 | 0 | 0 | 0 | 0 | 0 | 0 | 0 | 4 | | | | | 93 | 0 | 0 | 0 | 0 | 0 | 0 | 0 | 0 | 0 | 0 | 0 | 0 | 2 | | | | | 94 | 0 | 0 | 0 | 0 | 0 | 0 | 0 | 0 | 0 | 0 | 0 | 0 | 0 | | | | IRELAND | 92 | - | 0 | - | 0 | - | - | - | - | 0 | 0 | 0 | 0 | 1 | | | | | 93 | 0 | - | - | - | 0 | - | - | - | 1 | 0 | 0 | 0 | 1 | | | | | 94 | - | - | - | - | - | - | - | - | : | : | : | : | : | | | | ITALIA | 92 | 0 | 0 | 0 | - | - | 0 | - | - | 0 | - | - | - | 0 | | | | | 93 | 0 | 0 | 0 | 0 | 0 | 0 | 0 | - | 0 | 0 | 0 | 0 | 1 | | | | | 94 | 0 | 0 | 0 | 0 | 0 | 0 | 0 | 0 | 0 | 0 | 0 | 0 | 1 | | | | NEDERLAND | 92 | 1 | 2 | 1 | 2 | 1 | 1 | 1 | 1 | 1 | 1 | 1 | 1 | 14 | | | | | 93 | 0 | 0 | 0 | 0 | 0 | 0 | 0 | 0 | 0 | 0 | 0 | 0 | 2 | | | | | 94 | 0 | 0 | 0 | 0 | 0 | 0 | 0 | 0 | 0 | 0 | 0 | 0 | 2 | | | | PORTUGAL | 92 | - | - | - | - | - | - | - | - | - | - | - | - | - | | | | | 93 | - | - | - | - | - | - | - | - | - | - | - | - | - | | | | | 94 | - | - | - | - | - | - | - | - | - | - | - | - | - | | | | UNITED KINGDOM | 92 | 0 | 0 | 0 | 0 | - | 0 | 0 | - | - | - | - | - | 1 | | | | | | | | | | | | | | | | | | | | | | | | | | | | | | | | | | | | | | | | | | | | | | | | | | | | | | | | | | | | | | | | | | | | | | | | | | | | | | | | | | | | | | | | | | | | | | | | | | | | | | | | | | | | | | | | | | | | | | | | | | | | | | | | | | | | | | | | | | | | | | | | | | | | | | | | | | | | | | | | | | | | | | | | | | | | | | | | | | | | | | | | | | | | | | | | | | | | | | | | | | | | | | | | | | | | | | | | | | | | | | | | | | | | | | | | | | | | | | | | | | | | | | | | | | | | | | | | | | | | | | | | | | | | | | | | | | | | | | | | | | | | | | | | | | | | | | | | | | | | | | | | | | | | | | | | | | | | | | | | | | | | | | | | | | | | | | | | | | | | | | | | | | | | | | | | | | | | | | | | | | | | | | | | | | | | | | | | | | | | | | | | | | | | | | | | | | | | | | | | | | | | | | | | | | | | | | | | | | | | | | | | | | | | | | | | | | | | | | | | | | | | | | | | | | | | | | | | | | | | | | | | | | | | | | | | | | | | | | | | | | | | | | | | | | | | | | | | | | | | | | | | | | | | | | | | | | | | | | | | | | | | | | | | | | | | | | | | | | | | | | | | | | | | | | | | | | | | | | | | | | | | | | | | | | | | | | | | | | | | | | | | | | | | | | | | | | | | | | | | | | | | | | | | | | | | | | | | | | | | | | | | | | | | | | | | | | | | | | | | | | | | | | | | | | | | | | | | | | | | | | | | | | | | | | | | | | | | | | | | | | | | | | | | | | | | | | | | | | | | | | | | | | | | | | | | | | | | | | | | | | | |
| DEUTSCHLAND | 92 | 4 | 2 | 3 | 4 | 3 | 3 | 3 | 2 | 2 | 2 | 2 | 2 | 33 | | | | | 93 | 1 | 1 | 0 | 1 | 2 | 2 | 1 | 1 | 1 | 1 | 1 | 1 | 14 | | | | | 94 | 1 | 1 | 2 | 1 | 1 | 1 | 1 | : | : | : | : | : | : | | | | ELLADA | 92 | - | - | - | - | - | - | - | - | - | - | - | - | - | | | | | 93 | - | - | - | - | - | - | - | - | - | - | - | - | - | | | | ESPAÑA | 92 | - | 0 | 0 | 0 | 0 | 0 | 1 | 0 | 0 | 0 | 0 | 0 | 2 | | | | | 93 | 0 | 0 | 0 | 0 | 0 | 0 | 0 | 0 | 0 | 0 | 0 | 0 | 1 | | | | | 94 | 0 | - | 0 | - | : | : | : | : | : | : | : | : | : | | | | FRANCE | 92 | 0 | 0 | 0 | 0 | 0 | 0 | 0 | 0 | 0 | 0 | 0 | 0 | 4 | | | | | 93 | 0 | 0 | 0 | 0 | 0 | 0 | 0 | 0 | 0 | 0 | 0 | 0 | 2 | | | | | 94 | 0 | 0 | 0 | 0 | 0 | 0 | 0 | 0 | 0 | 0 | 0 | 0 | 0 | | | | IRELAND | 92 | - | 0 | - | 0 | - | - | - | - | 0 | 0 | 0 | 0 | 1 | | | | | 93 | 0 | - | - | - | 0 | - | - | - | 1 | 0 | 0 | 0 | 1 | | | | | 94 | - | - | - | - | - | - | - | - | : | : | : | : | : | | | | ITALIA | 92 | 0 | 0 | 0 | - | - | 0 | - | - | 0 | - | - | - | 0 | | | | | 93 | 0 | 0 | 0 | 0 | 0 | 0 | 0 | - | 0 | 0 | 0 | 0 | 1 | | | | | 94 | 0 | 0 | 0 | 0 | 0 | 0 | 0 | 0 | 0 | 0 | 0 | 0 | 1 | | | | NEDERLAND | 92 | 1 | 2 | 1 | 2 | 1 | 1 | 1 | 1 | 1 | 1 | 1 | 1 | 14 | | | | | 93 | 0 | 0 | 0 | 0 | 0 | 0 | 0 | 0 | 0 | 0 | 0 | 0 | 2 | | | | | 94 | 0 | 0 | 0 | 0 | 0 | 0 | 0 | 0 | 0 | 0 | 0 | 0 | 2 | | | | PORTUGAL | 92 | - | - | - | - | - | - | - | - | - | - | - | - | - | | | | | 93 | - | - | - | - | - | - | - | - | - | - | - | - | - | | | | | 94 | - | - | - | - | - | - | - | - | - | - | - | - | - | | | | UNITED KINGDOM | 92 | 0 | 0 | 0 | 0 | - | 0 | 0 | - | - | - | - | - | 1 | | | | | | | | | | | | | | | | | | | | | | | | | | | | | | | | | | | | | | | | | | | | | | | | | | | | | | | | | | | | | | | | | | | | | | | | | | | | | | | | | | | | | | | | | | | | | | | | | | | | | | | | | | | | | | | | | | | | | | | | | | | | | | | | | | | | | | | | | | | | | | | | | | | | | | | | | | | | | | | | | | | | | | | | | | | | | | | | | | | | | | | | | | | | | | | | | | | | | | | | | | | | | | | | | | | | | | | | | | | | | | | | | | | | | | | | | | | | | | | | | | | | | | | | | | | | | | | | | | | | | | | | | | | | | | | | | | | | | | | | | | | | | | | | | | | | | | | | | | | | | | | | | | | | | | | | | | | | | | | | | | | | | | | | | | | | | | | | | | | | | | | | | | | | | | | | | | | | | | | | | | | | | | | | | | | | | | | | | | | | | | | | | | | | | | | | | | | | | | | | | | | | | | | | | | | | | | | | | | | | | | | | | | | | | | | | | | | | | | | | | | | | | | | | | | | | | | | | | | | | | | | | | | | | | | | | | | | | | | | | | | | | | | | | | | | | | | | | | | | | | | | | | | | | | | | | | | | | | | | | | | | | | | | | | | | | | | | | | | | | | | | | | | | | | | | | | | | | | | | | | | | | | | | | | | | | | | | | | | | | | | | | | | | | | | | | | | | | | | | | | | | | | | | | | | | | | | | | | | | | | | | | | | | | | | | | | | | | | | | | | | | | | | | | | | | | | | | | | | | | | | | | | | | | | | | | | | | | | | | | | | | | | | | | | | | | | | | | | | | | | | | | | | | | | | | | | | | | | | | | | | | | | | | | | | | | | | | | | | | | | |
| | 93 | 1 | 1 | 0 | 1 | 2 | 2 | 1 | 1 | 1 | 1 | 1 | 1 | 14 | | | | | 94 | 1 | 1 | 2 | 1 | 1 | 1 | 1 | : | : | : | : | : | : | | | | ELLADA | 92 | - | - | - | - | - | - | - | - | - | - | - | - | - | | | | | 93 | - | - | - | - | - | - | - | - | - | - | - | - | - | | | | ESPAÑA | 92 | - | 0 | 0 | 0 | 0 | 0 | 1 | 0 | 0 | 0 | 0 | 0 | 2 | | | | | 93 | 0 | 0 | 0 | 0 | 0 | 0 | 0 | 0 | 0 | 0 | 0 | 0 | 1 | | | | | 94 | 0 | - | 0 | - | : | : | : | : | : | : | : | : | : | | | | FRANCE | 92 | 0 | 0 | 0 | 0 | 0 | 0 | 0 | 0 | 0 | 0 | 0 | 0 | 4 | | | | | 93 | 0 | 0 | 0 | 0 | 0 | 0 | 0 | 0 | 0 | 0 | 0 | 0 | 2 | | | | | 94 | 0 | 0 | 0 | 0 | 0 | 0 | 0 | 0 | 0 | 0 | 0 | 0 | 0 | | | | IRELAND | 92 | - | 0 | - | 0 | - | - | - | - | 0 | 0 | 0 | 0 | 1 | | | | | 93 | 0 | - | - | - | 0 | - | - | - | 1 | 0 | 0 | 0 | 1 | | | | | 94 | - | - | - | - | - | - | - | - | : | : | : | : | : | | | | ITALIA | 92 | 0 | 0 | 0 | - | - | 0 | - | - | 0 | - | - | - | 0 | | | | | 93 | 0 | 0 | 0 | 0 | 0 | 0 | 0 | - | 0 | 0 | 0 | 0 | 1 | | | | | 94 | 0 | 0 | 0 | 0 | 0 | 0 | 0 | 0 | 0 | 0 | 0 | 0 | 1 | | | | NEDERLAND | 92 | 1 | 2 | 1 | 2 | 1 | 1 | 1 | 1 | 1 | 1 | 1 | 1 | 14 | | | | | 93 | 0 | 0 | 0 | 0 | 0 | 0 | 0 | 0 | 0 | 0 | 0 | 0 | 2 | | | | | 94 | 0 | 0 | 0 | 0 | 0 | 0 | 0 | 0 | 0 | 0 | 0 | 0 | 2 | | | | PORTUGAL | 92 | - | - | - | - | - | - | - | - | - | - | - | - | - | | | | | 93 | - | - | - | - | - | - | - | - | - | - | - | - | - | | | | | 94 | - | - | - | - | - | - | - | - | - | - | - | - | - | | | | UNITED KINGDOM | 92 | 0 | 0 | 0 | 0 | - | 0 | 0 | - | - | - | - | - | 1 | | | | | | | | | | | | | | | | | | | | | | | | | | | | | | | | | | | | | | | | | | | | | | | | | | | | | | | | | | | | | | | | | | | | | | | | | | | | | | | | | | | | | | | | | | | | | | | | | | | | | | | | | | | | | | | | | | | | | | | | | | | | | | | | | | | | | | | | | | | | | | | | | | | | | | | | | | | | | | | | | | | | | | | | | | | | | | | | | | | | | | | | | | | | | | | | | | | | | | | | | | | | | | | | | | | | | | | | | | | | | | | | | | | | | | | | | | | | | | | | | | | | | | | | | | | | | | | | | | | | | | | | | | | | | | | | | | | | | | | | | | | | | | | | | | | | | | | | | | | | | | | | | | | | | | | | | | | | | | | | | | | | | | | | | | | | | | | | | | | | | | | | | | | | | | | | | | | | | | | | | | | | | | | | | | | | | | | | | | | | | | | | | | | | | | | | | | | | | | | | | | | | | | | | | | | | | | | | | | | | | | | | | | | | | | | | | | | | | | | | | | | | | | | | | | | | | | | | | | | | | | | | | | | | | | | | | | | | | | | | | | | | | | | | | | | | | | | | | | | | | | | | | | | | | | | | | | | | | | | | | | | | | | | | | | | | | | | | | | | | | | | | | | | | | | | | | | | | | | | | | | | | | | | | | | | | | | | | | | | | | | | | | | | | | | | | | | | | | | | | | | | | | | | | | | | | | | | | | | | | | | | | | | | | | | | | | | | | | | | | | | | | | | | | | | | | | | | | | | | | | | | | | | | | | | | | | | | | | | | | | | | | | | | | | | | | | | | | | | | | | | | | | | | | | | | | | | | | | | | | | | | | | | | | | | | | | | | | | | | | | | | | | | | | | | | | | | | | | | | |
| | 94 | 1 | 1 | 2 | 1 | 1 | 1 | 1 | : | : | : | : | : | : | | | | ELLADA | 92 | - | - | - | - | - | - | - | - | - | - | - | - | - | | | | | 93 | - | - | - | - | - | - | - | - | - | - | - | - | - | | | | ESPAÑA | 92 | - | 0 | 0 | 0 | 0 | 0 | 1 | 0 | 0 | 0 | 0 | 0 | 2 | | | | | 93 | 0 | 0 | 0 | 0 | 0 | 0 | 0 | 0 | 0 | 0 | 0 | 0 | 1 | | | | | 94 | 0 | - | 0 | - | : | : | : | : | : | : | : | : | : | | | | FRANCE | 92 | 0 | 0 | 0 | 0 | 0 | 0 | 0 | 0 | 0 | 0 | 0 | 0 | 4 | | | | | 93 | 0 | 0 | 0 | 0 | 0 | 0 | 0 | 0 | 0 | 0 | 0 | 0 | 2 | | | | | 94 | 0 | 0 | 0 | 0 | 0 | 0 | 0 | 0 | 0 | 0 | 0 | 0 | 0 | | | | IRELAND | 92 | - | 0 | - | 0 | - | - | - | - | 0 | 0 | 0 | 0 | 1 | | | | | 93 | 0 | - | - | - | 0 | - | - | - | 1 | 0 | 0 | 0 | 1 | | | | | 94 | - | - | - | - | - | - | - | - | : | : | : | : | : | | | | ITALIA | 92 | 0 | 0 | 0 | - | - | 0 | - | - | 0 | - | - | - | 0 | | | | | 93 | 0 | 0 | 0 | 0 | 0 | 0 | 0 | - | 0 | 0 | 0 | 0 | 1 | | | | | 94 | 0 | 0 | 0 | 0 | 0 | 0 | 0 | 0 | 0 | 0 | 0 | 0 | 1 | | | | NEDERLAND | 92 | 1 | 2 | 1 | 2 | 1 | 1 | 1 | 1 | 1 | 1 | 1 | 1 | 14 | | | | | 93 | 0 | 0 | 0 | 0 | 0 | 0 | 0 | 0 | 0 | 0 | 0 | 0 | 2 | | | | | 94 | 0 | 0 | 0 | 0 | 0 | 0 | 0 | 0 | 0 | 0 | 0 | 0 | 2 | | | | PORTUGAL | 92 | - | - | - | - | - | - | - | - | - | - | - | - | - | | | | | 93 | - | - | - | - | - | - | - | - | - | - | - | - | - | | | | | 94 | - | - | - | - | - | - | - | - | - | - | - | - | - | | | | UNITED KINGDOM | 92 | 0 | 0 | 0 | 0 | - | 0 | 0 | - | - | - | - | - | 1 | | | | | | | | | | | | | | | | | | | | | | | | | | | | | | | | | | | | | | | | | | | | | | | | | | | | | | | | | | | | | | | | | | | | | | | | | | | | | | | | | | | | | | | | | | | | | | | | | | | | | | | | | | | | | | | | | | | | | | | | | | | | | | | | | | | | | | | | | | | | | | | | | | | | | | | | | | | | | | | | | | | | | | | | | | | | | | | | | | | | | | | | | | | | | | | | | | | | | | | | | | | | | | | | | | | | | | | | | | | | | | | | | | | | | | | | | | | | | | | | | | | | | | | | | | | | | | | | | | | | | | | | | | | | | | | | | | | | | | | | | | | | | | | | | | | | | | | | | | | | | | | | | | | | | | | | | | | | | | | | | | | | | | | | | | | | | | | | | | | | | | | | | | | | | | | | | | | | | | | | | | | | | | | | | | | | | | | | | | | | | | | | | | | | | | | | | | | | | | | | | | | | | | | | | | | | | | | | | | | | | | | | | | | | | | | | | | | | | | | | | | | | | | | | | | | | | | | | | | | | | | | | | | | | | | | | | | | | | | | | | | | | | | | | | | | | | | | | | | | | | | | | | | | | | | | | | | | | | | | | | | | | | | | | | | | | | | | | | | | | | | | | | | | | | | | | | | | | | | | | | | | | | | | | | | | | | | | | | | | | | | | | | | | | | | | | | | | | | | | | | | | | | | | | | | | | | | | | | | | | | | | | | | | | | | | | | | | | | | | | | | | | | | | | | | | | | | | | | | | | | | | | | | | | | | | | | | | | | | | | | | | | | | | | | | | | | | | | | | | | | | | | | | | | | | | | | | | | | | | | | | | | | | | | | | | | | | | | | | | | | | | | | | | | | | | | | | | | | | | | | | | | | | | | | | | | | | | | | |
| ELLADA | 92 | - | - | - | - | - | - | - | - | - | - | - | - | - | | | | | 93 | - | - | - | - | - | - | - | - | - | - | - | - | - | | | | ESPAÑA | 92 | - | 0 | 0 | 0 | 0 | 0 | 1 | 0 | 0 | 0 | 0 | 0 | 2 | | | | | 93 | 0 | 0 | 0 | 0 | 0 | 0 | 0 | 0 | 0 | 0 | 0 | 0 | 1 | | | | | 94 | 0 | - | 0 | - | : | : | : | : | : | : | : | : | : | | | | FRANCE | 92 | 0 | 0 | 0 | 0 | 0 | 0 | 0 | 0 | 0 | 0 | 0 | 0 | 4 | | | | | 93 | 0 | 0 | 0 | 0 | 0 | 0 | 0 | 0 | 0 | 0 | 0 | 0 | 2 | | | | | 94 | 0 | 0 | 0 | 0 | 0 | 0 | 0 | 0 | 0 | 0 | 0 | 0 | 0 | | | | IRELAND | 92 | - | 0 | - | 0 | - | - | - | - | 0 | 0 | 0 | 0 | 1 | | | | | 93 | 0 | - | - | - | 0 | - | - | - | 1 | 0 | 0 | 0 | 1 | | | | | 94 | - | - | - | - | - | - | - | - | : | : | : | : | : | | | | ITALIA | 92 | 0 | 0 | 0 | - | - | 0 | - | - | 0 | - | - | - | 0 | | | | | 93 | 0 | 0 | 0 | 0 | 0 | 0 | 0 | - | 0 | 0 | 0 | 0 | 1 | | | | | 94 | 0 | 0 | 0 | 0 | 0 | 0 | 0 | 0 | 0 | 0 | 0 | 0 | 1 | | | | NEDERLAND | 92 | 1 | 2 | 1 | 2 | 1 | 1 | 1 | 1 | 1 | 1 | 1 | 1 | 14 | | | | | 93 | 0 | 0 | 0 | 0 | 0 | 0 | 0 | 0 | 0 | 0 | 0 | 0 | 2 | | | | | 94 | 0 | 0 | 0 | 0 | 0 | 0 | 0 | 0 | 0 | 0 | 0 | 0 | 2 | | | | PORTUGAL | 92 | - | - | - | - | - | - | - | - | - | - | - | - | - | | | | | 93 | - | - | - | - | - | - | - | - | - | - | - | - | - | | | | | 94 | - | - | - | - | - | - | - | - | - | - | - | - | - | | | | UNITED KINGDOM | 92 | 0 | 0 | 0 | 0 | - | 0 | 0 | - | - | - | - | - | 1 | | | | | | | | | | | | | | | | | | | | | | | | | | | | | | | | | | | | | | | | | | | | | | | | | | | | | | | | | | | | | | | | | | | | | | | | | | | | | | | | | | | | | | | | | | | | | | | | | | | | | | | | | | | | | | | | | | | | | | | | | | | | | | | | | | | | | | | | | | | | | | | | | | | | | | | | | | | | | | | | | | | | | | | | | | | | | | | | | | | | | | | | | | | | | | | | | | | | | | | | | | | | | | | | | | | | | | | | | | | | | | | | | | | | | | | | | | | | | | | | | | | | | | | | | | | | | | | | | | | | | | | | | | | | | | | | | | | | | | | | | | | | | | | | | | | | | | | | | | | | | | | | | | | | | | | | | | | | | | | | | | | | | | | | | | | | | | | | | | | | | | | | | | | | | | | | | | | | | | | | | | | | | | | | | | | | | | | | | | | | | | | | | | | | | | | | | | | | | | | | | | | | | | | | | | | | | | | | | | | | | | | | | | | | | | | | | | | | | | | | | | | | | | | | | | | | | | | | | | | | | | | | | | | | | | | | | | | | | | | | | | | | | | | | | | | | | | | | | | | | | | | | | | | | | | | | | | | | | | | | | | | | | | | | | | | | | | | | | | | | | | | | | | | | | | | | | | | | | | | | | | | | | | | | | | | | | | | | | | | | | | | | | | | | | | | | | | | | | | | | | | | | | | | | | | | | | | | | | | | | | | | | | | | | | | | | | | | | | | | | | | | | | | | | | | | | | | | | | | | | | | | | | | | | | | | | | | | | | | | | | | | | | | | | | | | | | | | | | | | | | | | | | | | | | | | | | | | | | | | | | | | | | | | | | | | | | | | | | | | | | | | | | | | | | | | | | | | | | | | | | | | | | | | | | | | | | | | | | | | | | | | | | | | | | | | | | | | |
| | 93 | - | - | - | - | - | - | - | - | - | - | - | - | - | | | | ESPAÑA | 92 | - | 0 | 0 | 0 | 0 | 0 | 1 | 0 | 0 | 0 | 0 | 0 | 2 | | | | | 93 | 0 | 0 | 0 | 0 | 0 | 0 | 0 | 0 | 0 | 0 | 0 | 0 | 1 | | | | | 94 | 0 | - | 0 | - | : | : | : | : | : | : | : | : | : | | | | FRANCE | 92 | 0 | 0 | 0 | 0 | 0 | 0 | 0 | 0 | 0 | 0 | 0 | 0 | 4 | | | | | 93 | 0 | 0 | 0 | 0 | 0 | 0 | 0 | 0 | 0 | 0 | 0 | 0 | 2 | | | | | 94 | 0 | 0 | 0 | 0 | 0 | 0 | 0 | 0 | 0 | 0 | 0 | 0 | 0 | | | | IRELAND | 92 | - | 0 | - | 0 | - | - | - | - | 0 | 0 | 0 | 0 | 1 | | | | | 93 | 0 | - | - | - | 0 | - | - | - | 1 | 0 | 0 | 0 | 1 | | | | | 94 | - | - | - | - | - | - | - | - | : | : | : | : | : | | | | ITALIA | 92 | 0 | 0 | 0 | - | - | 0 | - | - | 0 | - | - | - | 0 | | | | | 93 | 0 | 0 | 0 | 0 | 0 | 0 | 0 | - | 0 | 0 | 0 | 0 | 1 | | | | | 94 | 0 | 0 | 0 | 0 | 0 | 0 | 0 | 0 | 0 | 0 | 0 | 0 | 1 | | | | NEDERLAND | 92 | 1 | 2 | 1 | 2 | 1 | 1 | 1 | 1 | 1 | 1 | 1 | 1 | 14 | | | | | 93 | 0 | 0 | 0 | 0 | 0 | 0 | 0 | 0 | 0 | 0 | 0 | 0 | 2 | | | | | 94 | 0 | 0 | 0 | 0 | 0 | 0 | 0 | 0 | 0 | 0 | 0 | 0 | 2 | | | | PORTUGAL | 92 | - | - | - | - | - | - | - | - | - | - | - | - | - | | | | | 93 | - | - | - | - | - | - | - | - | - | - | - | - | - | | | | | 94 | - | - | - | - | - | - | - | - | - | - | - | - | - | | | | UNITED KINGDOM | 92 | 0 | 0 | 0 | 0 | - | 0 | 0 | - | - | - | - | - | 1 | | | | | | | | | | | | | | | | | | | | | | | | | | | | | | | | | | | | | | | | | | | | | | | | | | | | | | | | | | | | | | | | | | | | | | | | | | | | | | | | | | | | | | | | | | | | | | | | | | | | | | | | | | | | | | | | | | | | | | | | | | | | | | | | | | | | | | | | | | | | | | | | | | | | | | | | | | | | | | | | | | | | | | | | | | | | | | | | | | | | | | | | | | | | | | | | | | | | | | | | | | | | | | | | | | | | | | | | | | | | | | | | | | | | | | | | | | | | | | | | | | | | | | | | | | | | | | | | | | | | | | | | | | | | | | | | | | | | | | | | | | | | | | | | | | | | | | | | | | | | | | | | | | | | | | | | | | | | | | | | | | | | | | | | | | | | | | | | | | | | | | | | | | | | | | | | | | | | | | | | | | | | | | | | | | | | | | | | | | | | | | | | | | | | | | | | | | | | | | | | | | | | | | | | | | | | | | | | | | | | | | | | | | | | | | | | | | | | | | | | | | | | | | | | | | | | | | | | | | | | | | | | | | | | | | | | | | | | | | | | | | | | | | | | | | | | | | | | | | | | | | | | | | | | | | | | | | | | | | | | | | | | | | | | | | | | | | | | | | | | | | | | | | | | | | | | | | | | | | | | | | | | | | | | | | | | | | | | | | | | | | | | | | | | | | | | | | | | | | | | | | | | | | | | | | | | | | | | | | | | | | | | | | | | | | | | | | | | | | | | | | | | | | | | | | | | | | | | | | | | | | | | | | | | | | | | | | | | | | | | | | | | | | | | | | | | | | | | | | | | | | | | | | | | | | | | | | | | | | | | | | | | | | | | | | | | | | | | | | | | | | | | | | | | | | | | | | | | | | | | | | | | | | | | | | | | | | | | | | | | | | | | | | | | | | | | | | | | | | | | | | | | | | | | | | | | | |
| ESPAÑA | 92 | - | 0 | 0 | 0 | 0 | 0 | 1 | 0 | 0 | 0 | 0 | 0 | 2 | | | | | 93 | 0 | 0 | 0 | 0 | 0 | 0 | 0 | 0 | 0 | 0 | 0 | 0 | 1 | | | | | 94 | 0 | - | 0 | - | : | : | : | : | : | : | : | : | : | | | | FRANCE | 92 | 0 | 0 | 0 | 0 | 0 | 0 | 0 | 0 | 0 | 0 | 0 | 0 | 4 | | | | | 93 | 0 | 0 | 0 | 0 | 0 | 0 | 0 | 0 | 0 | 0 | 0 | 0 | 2 | | | | | 94 | 0 | 0 | 0 | 0 | 0 | 0 | 0 | 0 | 0 | 0 | 0 | 0 | 0 | | | | IRELAND | 92 | - | 0 | - | 0 | - | - | - | - | 0 | 0 | 0 | 0 | 1 | | | | | 93 | 0 | - | - | - | 0 | - | - | - | 1 | 0 | 0 | 0 | 1 | | | | | 94 | - | - | - | - | - | - | - | - | : | : | : | : | : | | | | ITALIA | 92 | 0 | 0 | 0 | - | - | 0 | - | - | 0 | - | - | - | 0 | | | | | 93 | 0 | 0 | 0 | 0 | 0 | 0 | 0 | - | 0 | 0 | 0 | 0 | 1 | | | | | 94 | 0 | 0 | 0 | 0 | 0 | 0 | 0 | 0 | 0 | 0 | 0 | 0 | 1 | | | | NEDERLAND | 92 | 1 | 2 | 1 | 2 | 1 | 1 | 1 | 1 | 1 | 1 | 1 | 1 | 14 | | | | | 93 | 0 | 0 | 0 | 0 | 0 | 0 | 0 | 0 | 0 | 0 | 0 | 0 | 2 | | | | | 94 | 0 | 0 | 0 | 0 | 0 | 0 | 0 | 0 | 0 | 0 | 0 | 0 | 2 | | | | PORTUGAL | 92 | - | - | - | - | - | - | - | - | - | - | - | - | - | | | | | 93 | - | - | - | - | - | - | - | - | - | - | - | - | - | | | | | 94 | - | - | - | - | - | - | - | - | - | - | - | - | - | | | | UNITED KINGDOM | 92 | 0 | 0 | 0 | 0 | - | 0 | 0 | - | - | - | - | - | 1 | | | | | | | | | | | | | | | | | | | | | | | | | | | | | | | | | | | | | | | | | | | | | | | | | | | | | | | | | | | | | | | | | | | | | | | | | | | | | | | | | | | | | | | | | | | | | | | | | | | | | | | | | | | | | | | | | | | | | | | | | | | | | | | | | | | | | | | | | | | | | | | | | | | | | | | | | | | | | | | | | | | | | | | | | | | | | | | | | | | | | | | | | | | | | | | | | | | | | | | | | | | | | | | | | | | | | | | | | | | | | | | | | | | | | | | | | | | | | | | | | | | | | | | | | | | | | | | | | | | | | | | | | | | | | | | | | | | | | | | | | | | | | | | | | | | | | | | | | | | | | | | | | | | | | | | | | | | | | | | | | | | | | | | | | | | | | | | | | | | | | | | | | | | | | | | | | | | | | | | | | | | | | | | | | | | | | | | | | | | | | | | | | | | | | | | | | | | | | | | | | | | | | | | | | | | | | | | | | | | | | | | | | | | | | | | | | | | | | | | | | | | | | | | | | | | | | | | | | | | | | | | | | | | | | | | | | | | | | | | | | | | | | | | | | | | | | | | | | | | | | | | | | | | | | | | | | | | | | | | | | | | | | | | | | | | | | | | | | | | | | | | | | | | | | | | | | | | | | | | | | | | | | | | | | | | | | | | | | | | | | | | | | | | | | | | | | | | | | | | | | | | | | | | | | | | | | | | | | | | | | | | | | | | | | | | | | | | | | | | | | | | | | | | | | | | | | | | | | | | | | | | | | | | | | | | | | | | | | | | | | | | | | | | | | | | | | | | | | | | | | | | | | | | | | | | | | | | | | | | | | | | | | | | | | | | | | | | | | | | | | | | | | | | | | | | | | | | | | | | | | | | | | | | | | | | | | | | | | | | | | | | | | | | | | | | | | | | | | | | | | | | | | | | | | | | | | | | | | | | | | | | | | | | | | | | |
| | 93 | 0 | 0 | 0 | 0 | 0 | 0 | 0 | 0 | 0 | 0 | 0 | 0 | 1 | | | | | 94 | 0 | - | 0 | - | : | : | : | : | : | : | : | : | : | | | | FRANCE | 92 | 0 | 0 | 0 | 0 | 0 | 0 | 0 | 0 | 0 | 0 | 0 | 0 | 4 | | | | | 93 | 0 | 0 | 0 | 0 | 0 | 0 | 0 | 0 | 0 | 0 | 0 | 0 | 2 | | | | | 94 | 0 | 0 | 0 | 0 | 0 | 0 | 0 | 0 | 0 | 0 | 0 | 0 | 0 | | | | IRELAND | 92 | - | 0 | - | 0 | - | - | - | - | 0 | 0 | 0 | 0 | 1 | | | | | 93 | 0 | - | - | - | 0 | - | - | - | 1 | 0 | 0 | 0 | 1 | | | | | 94 | - | - | - | - | - | - | - | - | : | : | : | : | : | | | | ITALIA | 92 | 0 | 0 | 0 | - | - | 0 | - | - | 0 | - | - | - | 0 | | | | | 93 | 0 | 0 | 0 | 0 | 0 | 0 | 0 | - | 0 | 0 | 0 | 0 | 1 | | | | | 94 | 0 | 0 | 0 | 0 | 0 | 0 | 0 | 0 | 0 | 0 | 0 | 0 | 1 | | | | NEDERLAND | 92 | 1 | 2 | 1 | 2 | 1 | 1 | 1 | 1 | 1 | 1 | 1 | 1 | 14 | | | | | 93 | 0 | 0 | 0 | 0 | 0 | 0 | 0 | 0 | 0 | 0 | 0 | 0 | 2 | | | | | 94 | 0 | 0 | 0 | 0 | 0 | 0 | 0 | 0 | 0 | 0 | 0 | 0 | 2 | | | | PORTUGAL | 92 | - | - | - | - | - | - | - | - | - | - | - | - | - | | | | | 93 | - | - | - | - | - | - | - | - | - | - | - | - | - | | | | | 94 | - | - | - | - | - | - | - | - | - | - | - | - | - | | | | UNITED KINGDOM | 92 | 0 | 0 | 0 | 0 | - | 0 | 0 | - | - | - | - | - | 1 | | | | | | | | | | | | | | | | | | | | | | | | | | | | | | | | | | | | | | | | | | | | | | | | | | | | | | | | | | | | | | | | | | | | | | | | | | | | | | | | | | | | | | | | | | | | | | | | | | | | | | | | | | | | | | | | | | | | | | | | | | | | | | | | | | | | | | | | | | | | | | | | | | | | | | | | | | | | | | | | | | | | | | | | | | | | | | | | | | | | | | | | | | | | | | | | | | | | | | | | | | | | | | | | | | | | | | | | | | | | | | | | | | | | | | | | | | | | | | | | | | | | | | | | | | | | | | | | | | | | | | | | | | | | | | | | | | | | | | | | | | | | | | | | | | | | | | | | | | | | | | | | | | | | | | | | | | | | | | | | | | | | | | | | | | | | | | | | | | | | | | | | | | | | | | | | | | | | | | | | | | | | | | | | | | | | | | | | | | | | | | | | | | | | | | | | | | | | | | | | | | | | | | | | | | | | | | | | | | | | | | | | | | | | | | | | | | | | | | | | | | | | | | | | | | | | | | | | | | | | | | | | | | | | | | | | | | | | | | | | | | | | | | | | | | | | | | | | | | | | | | | | | | | | | | | | | | | | | | | | | | | | | | | | | | | | | | | | | | | | | | | | | | | | | | | | | | | | | | | | | | | | | | | | | | | | | | | | | | | | | | | | | | | | | | | | | | | | | | | | | | | | | | | | | | | | | | | | | | | | | | | | | | | | | | | | | | | | | | | | | | | | | | | | | | | | | | | | | | | | | | | | | | | | | | | | | | | | | | | | | | | | | | | | | | | | | | | | | | | | | | | | | | | | | | | | | | | | | | | | | | | | | | | | | | | | | | | | | | | | | | | | | | | | | | | | | | | | | | | | | | | | | | | | | | | | | | | | | | | | | | | | | | | | | | | | | | | | | | | | | | | | | | | | | | | | | | | | | | | | | | | | | | | | | | | | | | | | | | | | | | | | | | | | | |
| | 94 | 0 | - | 0 | - | : | : | : | : | : | : | : | : | : | | | | FRANCE | 92 | 0 | 0 | 0 | 0 | 0 | 0 | 0 | 0 | 0 | 0 | 0 | 0 | 4 | | | | | 93 | 0 | 0 | 0 | 0 | 0 | 0 | 0 | 0 | 0 | 0 | 0 | 0 | 2 | | | | | 94 | 0 | 0 | 0 | 0 | 0 | 0 | 0 | 0 | 0 | 0 | 0 | 0 | 0 | | | | IRELAND | 92 | - | 0 | - | 0 | - | - | - | - | 0 | 0 | 0 | 0 | 1 | | | | | 93 | 0 | - | - | - | 0 | - | - | - | 1 | 0 | 0 | 0 | 1 | | | | | 94 | - | - | - | - | - | - | - | - | : | : | : | : | : | | | | ITALIA | 92 | 0 | 0 | 0 | - | - | 0 | - | - | 0 | - | - | - | 0 | | | | | 93 | 0 | 0 | 0 | 0 | 0 | 0 | 0 | - | 0 | 0 | 0 | 0 | 1 | | | | | 94 | 0 | 0 | 0 | 0 | 0 | 0 | 0 | 0 | 0 | 0 | 0 | 0 | 1 | | | | NEDERLAND | 92 | 1 | 2 | 1 | 2 | 1 | 1 | 1 | 1 | 1 | 1 | 1 | 1 | 14 | | | | | 93 | 0 | 0 | 0 | 0 | 0 | 0 | 0 | 0 | 0 | 0 | 0 | 0 | 2 | | | | | 94 | 0 | 0 | 0 | 0 | 0 | 0 | 0 | 0 | 0 | 0 | 0 | 0 | 2 | | | | PORTUGAL | 92 | - | - | - | - | - | - | - | - | - | - | - | - | - | | | | | 93 | - | - | - | - | - | - | - | - | - | - | - | - | - | | | | | 94 | - | - | - | - | - | - | - | - | - | - | - | - | - | | | | UNITED KINGDOM | 92 | 0 | 0 | 0 | 0 | - | 0 | 0 | - | - | - | - | - | 1 | | | | | | | | | | | | | | | | | | | | | | | | | | | | | | | | | | | | | | | | | | | | | | | | | | | | | | | | | | | | | | | | | | | | | | | | | | | | | | | | | | | | | | | | | | | | | | | | | | | | | | | | | | | | | | | | | | | | | | | | | | | | | | | | | | | | | | | | | | | | | | | | | | | | | | | | | | | | | | | | | | | | | | | | | | | | | | | | | | | | | | | | | | | | | | | | | | | | | | | | | | | | | | | | | | | | | | | | | | | | | | | | | | | | | | | | | | | | | | | | | | | | | | | | | | | | | | | | | | | | | | | | | | | | | | | | | | | | | | | | | | | | | | | | | | | | | | | | | | | | | | | | | | | | | | | | | | | | | | | | | | | | | | | | | | | | | | | | | | | | | | | | | | | | | | | | | | | | | | | | | | | | | | | | | | | | | | | | | | | | | | | | | | | | | | | | | | | | | | | | | | | | | | | | | | | | | | | | | | | | | | | | | | | | | | | | | | | | | | | | | | | | | | | | | | | | | | | | | | | | | | | | | | | | | | | | | | | | | | | | | | | | | | | | | | | | | | | | | | | | | | | | | | | | | | | | | | | | | | | | | | | | | | | | | | | | | | | | | | | | | | | | | | | | | | | | | | | | | | | | | | | | | | | | | | | | | | | | | | | | | | | | | | | | | | | | | | | | | | | | | | | | | | | | | | | | | | | | | | | | | | | | | | | | | | | | | | | | | | | | | | | | | | | | | | | | | | | | | | | | | | | | | | | | | | | | | | | | | | | | | | | | | | | | | | | | | | | | | | | | | | | | | | | | | | | | | | | | | | | | | | | | | | | | | | | | | | | | | | | | | | | | | | | | | | | | | | | | | | | | | | | | | | | | | | | | | | | | | | | | | | | | | | | | | | | | | | | | | | | | | | | | | | | | | | | | | | | | | | | | | | | | | | | | | | | | | | | | | | | | | | | | | | | | | | | | | | | | | | | | | | | | | | | |
| FRANCE | 92 | 0 | 0 | 0 | 0 | 0 | 0 | 0 | 0 | 0 | 0 | 0 | 0 | 4 | | | | | 93 | 0 | 0 | 0 | 0 | 0 | 0 | 0 | 0 | 0 | 0 | 0 | 0 | 2 | | | | | 94 | 0 | 0 | 0 | 0 | 0 | 0 | 0 | 0 | 0 | 0 | 0 | 0 | 0 | | | | IRELAND | 92 | - | 0 | - | 0 | - | - | - | - | 0 | 0 | 0 | 0 | 1 | | | | | 93 | 0 | - | - | - | 0 | - | - | - | 1 | 0 | 0 | 0 | 1 | | | | | 94 | - | - | - | - | - | - | - | - | : | : | : | : | : | | | | ITALIA | 92 | 0 | 0 | 0 | - | - | 0 | - | - | 0 | - | - | - | 0 | | | | | 93 | 0 | 0 | 0 | 0 | 0 | 0 | 0 | - | 0 | 0 | 0 | 0 | 1 | | | | | 94 | 0 | 0 | 0 | 0 | 0 | 0 | 0 | 0 | 0 | 0 | 0 | 0 | 1 | | | | NEDERLAND | 92 | 1 | 2 | 1 | 2 | 1 | 1 | 1 | 1 | 1 | 1 | 1 | 1 | 14 | | | | | 93 | 0 | 0 | 0 | 0 | 0 | 0 | 0 | 0 | 0 | 0 | 0 | 0 | 2 | | | | | 94 | 0 | 0 | 0 | 0 | 0 | 0 | 0 | 0 | 0 | 0 | 0 | 0 | 2 | | | | PORTUGAL | 92 | - | - | - | - | - | - | - | - | - | - | - | - | - | | | | | 93 | - | - | - | - | - | - | - | - | - | - | - | - | - | | | | | 94 | - | - | - | - | - | - | - | - | - | - | - | - | - | | | | UNITED KINGDOM | 92 | 0 | 0 | 0 | 0 | - | 0 | 0 | - | - | - | - | - | 1 | | | | | | | | | | | | | | | | | | | | | | | | | | | | | | | | | | | | | | | | | | | | | | | | | | | | | | | | | | | | | | | | | | | | | | | | | | | | | | | | | | | | | | | | | | | | | | | | | | | | | | | | | | | | | | | | | | | | | | | | | | | | | | | | | | | | | | | | | | | | | | | | | | | | | | | | | | | | | | | | | | | | | | | | | | | | | | | | | | | | | | | | | | | | | | | | | | | | | | | | | | | | | | | | | | | | | | | | | | | | | | | | | | | | | | | | | | | | | | | | | | | | | | | | | | | | | | | | | | | | | | | | | | | | | | | | | | | | | | | | | | | | | | | | | | | | | | | | | | | | | | | | | | | | | | | | | | | | | | | | | | | | | | | | | | | | | | | | | | | | | | | | | | | | | | | | | | | | | | | | | | | | | | | | | | | | | | | | | | | | | | | | | | | | | | | | | | | | | | | | | | | | | | | | | | | | | | | | | | | | | | | | | | | | | | | | | | | | | | | | | | | | | | | | | | | | | | | | | | | | | | | | | | | | | | | | | | | | | | | | | | | | | | | | | | | | | | | | | | | | | | | | | | | | | | | | | | | | | | | | | | | | | | | | | | | | | | | | | | | | | | | | | | | | | | | | | | | | | | | | | | | | | | | | | | | | | | | | | | | | | | | | | | | | | | | | | | | | | | | | | | | | | | | | | | | | | | | | | | | | | | | | | | | | | | | | | | | | | | | | | | | | | | | | | | | | | | | | | | | | | | | | | | | | | | | | | | | | | | | | | | | | | | | | | | | | | | | | | | | | | | | | | | | | | | | | | | | | | | | | | | | | | | | | | | | | | | | | | | | | | | | | | | | | | | | | | | | | | | | | | | | | | | | | | | | | | | | | | | | | | | | | | | | | | | | | | | | | | | | | | | | | | | | | | | | | | | | | | | | | | | | | | | | | | | | | | | | | | | | | | | | | | | | | | | | | | | | | | | | | | | | | | | | | | | | | | | | | | | | | | | | | | |
| | 93 | 0 | 0 | 0 | 0 | 0 | 0 | 0 | 0 | 0 | 0 | 0 | 0 | 2 | | | | | 94 | 0 | 0 | 0 | 0 | 0 | 0 | 0 | 0 | 0 | 0 | 0 | 0 | 0 | | | | IRELAND | 92 | - | 0 | - | 0 | - | - | - | - | 0 | 0 | 0 | 0 | 1 | | | | | 93 | 0 | - | - | - | 0 | - | - | - | 1 | 0 | 0 | 0 | 1 | | | | | 94 | - | - | - | - | - | - | - | - | : | : | : | : | : | | | | ITALIA | 92 | 0 | 0 | 0 | - | - | 0 | - | - | 0 | - | - | - | 0 | | | | | 93 | 0 | 0 | 0 | 0 | 0 | 0 | 0 | - | 0 | 0 | 0 | 0 | 1 | | | | | 94 | 0 | 0 | 0 | 0 | 0 | 0 | 0 | 0 | 0 | 0 | 0 | 0 | 1 | | | | NEDERLAND | 92 | 1 | 2 | 1 | 2 | 1 | 1 | 1 | 1 | 1 | 1 | 1 | 1 | 14 | | | | | 93 | 0 | 0 | 0 | 0 | 0 | 0 | 0 | 0 | 0 | 0 | 0 | 0 | 2 | | | | | 94 | 0 | 0 | 0 | 0 | 0 | 0 | 0 | 0 | 0 | 0 | 0 | 0 | 2 | | | | PORTUGAL | 92 | - | - | - | - | - | - | - | - | - | - | - | - | - | | | | | 93 | - | - | - | - | - | - | - | - | - | - | - | - | - | | | | | 94 | - | - | - | - | - | - | - | - | - | - | - | - | - | | | | UNITED KINGDOM | 92 | 0 | 0 | 0 | 0 | - | 0 | 0 | - | - | - | - | - | 1 | | | | | | | | | | | | | | | | | | | | | | | | | | | | | | | | | | | | | | | | | | | | | | | | | | | | | | | | | | | | | | | | | | | | | | | | | | | | | | | | | | | | | | | | | | | | | | | | | | | | | | | | | | | | | | | | | | | | | | | | | | | | | | | | | | | | | | | | | | | | | | | | | | | | | | | | | | | | | | | | | | | | | | | | | | | | | | | | | | | | | | | | | | | | | | | | | | | | | | | | | | | | | | | | | | | | | | | | | | | | | | | | | | | | | | | | | | | | | | | | | | | | | | | | | | | | | | | | | | | | | | | | | | | | | | | | | | | | | | | | | | | | | | | | | | | | | | | | | | | | | | | | | | | | | | | | | | | | | | | | | | | | | | | | | | | | | | | | | | | | | | | | | | | | | | | | | | | | | | | | | | | | | | | | | | | | | | | | | | | | | | | | | | | | | | | | | | | | | | | | | | | | | | | | | | | | | | | | | | | | | | | | | | | | | | | | | | | | | | | | | | | | | | | | | | | | | | | | | | | | | | | | | | | | | | | | | | | | | | | | | | | | | | | | | | | | | | | | | | | | | | | | | | | | | | | | | | | | | | | | | | | | | | | | | | | | | | | | | | | | | | | | | | | | | | | | | | | | | | | | | | | | | | | | | | | | | | | | | | | | | | | | | | | | | | | | | | | | | | | | | | | | | | | | | | | | | | | | | | | | | | | | | | | | | | | | | | | | | | | | | | | | | | | | | | | | | | | | | | | | | | | | | | | | | | | | | | | | | | | | | | | | | | | | | | | | | | | | | | | | | | | | | | | | | | | | | | | | | | | | | | | | | | | | | | | | | | | | | | | | | | | | | | | | | | | | | | | | | | | | | | | | | | | | | | | | | | | | | | | | | | | | | | | | | | | | | | | | | | | | | | | | | | | | | | | | | | | | | | | | | | | | | | | | | | | | | | | | | | | | | | | | | | | | | | | | | | | | | | | | | | | | | | | | | | | | | | | | | | | | | | | | | | | | | | | | | | | | | | | | | | | |
| | 94 | 0 | 0 | 0 | 0 | 0 | 0 | 0 | 0 | 0 | 0 | 0 | 0 | 0 | | | | IRELAND | 92 | - | 0 | - | 0 | - | - | - | - | 0 | 0 | 0 | 0 | 1 | | | | | 93 | 0 | - | - | - | 0 | - | - | - | 1 | 0 | 0 | 0 | 1 | | | | | 94 | - | - | - | - | - | - | - | - | : | : | : | : | : | | | | ITALIA | 92 | 0 | 0 | 0 | - | - | 0 | - | - | 0 | - | - | - | 0 | | | | | 93 | 0 | 0 | 0 | 0 | 0 | 0 | 0 | - | 0 | 0 | 0 | 0 | 1 | | | | | 94 | 0 | 0 | 0 | 0 | 0 | 0 | 0 | 0 | 0 | 0 | 0 | 0 | 1 | | | | NEDERLAND | 92 | 1 | 2 | 1 | 2 | 1 | 1 | 1 | 1 | 1 | 1 | 1 | 1 | 14 | | | | | 93 | 0 | 0 | 0 | 0 | 0 | 0 | 0 | 0 | 0 | 0 | 0 | 0 | 2 | | | | | 94 | 0 | 0 | 0 | 0 | 0 | 0 | 0 | 0 | 0 | 0 | 0 | 0 | 2 | | | | PORTUGAL | 92 | - | - | - | - | - | - | - | - | - | - | - | - | - | | | | | 93 | - | - | - | - | - | - | - | - | - | - | - | - | - | | | | | 94 | - | - | - | - | - | - | - | - | - | - | - | - | - | | | | UNITED KINGDOM | 92 | 0 | 0 | 0 | 0 | - | 0 | 0 | - | - | - | - | - | 1 | | | | | | | | | | | | | | | | | | | | | | | | | | | | | | | | | | | | | | | | | | | | | | | | | | | | | | | | | | | | | | | | | | | | | | | | | | | | | | | | | | | | | | | | | | | | | | | | | | | | | | | | | | | | | | | | | | | | | | | | | | | | | | | | | | | | | | | | | | | | | | | | | | | | | | | | | | | | | | | | | | | | | | | | | | | | | | | | | | | | | | | | | | | | | | | | | | | | | | | | | | | | | | | | | | | | | | | | | | | | | | | | | | | | | | | | | | | | | | | | | | | | | | | | | | | | | | | | | | | | | | | | | | | | | | | | | | | | | | | | | | | | | | | | | | | | | | | | | | | | | | | | | | | | | | | | | | | | | | | | | | | | | | | | | | | | | | | | | | | | | | | | | | | | | | | | | | | | | | | | | | | | | | | | | | | | | | | | | | | | | | | | | | | | | | | | | | | | | | | | | | | | | | | | | | | | | | | | | | | | | | | | | | | | | | | | | | | | | | | | | | | | | | | | | | | | | | | | | | | | | | | | | | | | | | | | | | | | | | | | | | | | | | | | | | | | | | | | | | | | | | | | | | | | | | | | | | | | | | | | | | | | | | | | | | | | | | | | | | | | | | | | | | | | | | | | | | | | | | | | | | | | | | | | | | | | | | | | | | | | | | | | | | | | | | | | | | | | | | | | | | | | | | | | | | | | | | | | | | | | | | | | | | | | | | | | | | | | | | | | | | | | | | | | | | | | | | | | | | | | | | | | | | | | | | | | | | | | | | | | | | | | | | | | | | | | | | | | | | | | | | | | | | | | | | | | | | | | | | | | | | | | | | | | | | | | | | | | | | | | | | | | | | | | | | | | | | | | | | | | | | | | | | | | | | | | | | | | | | | | | | | | | | | | | | | | | | | | | | | | | | | | | | | | | | | | | | | | | | | | | | | | | | | | | | | | | | | | | | | | | | | | | | | | | | | | | | | | | | | | | | | | | | | | | | | | | | | | | | | | | | | | | | | | | | | | | | | | | | | | | | | | | | | | | | | | | | | | | | | | | |
| IRELAND | 92 | - | 0 | - | 0 | - | - | - | - | 0 | 0 | 0 | 0 | 1 | | | | | 93 | 0 | - | - | - | 0 | - | - | - | 1 | 0 | 0 | 0 | 1 | | | | | 94 | - | - | - | - | - | - | - | - | : | : | : | : | : | | | | ITALIA | 92 | 0 | 0 | 0 | - | - | 0 | - | - | 0 | - | - | - | 0 | | | | | 93 | 0 | 0 | 0 | 0 | 0 | 0 | 0 | - | 0 | 0 | 0 | 0 | 1 | | | | | 94 | 0 | 0 | 0 | 0 | 0 | 0 | 0 | 0 | 0 | 0 | 0 | 0 | 1 | | | | NEDERLAND | 92 | 1 | 2 | 1 | 2 | 1 | 1 | 1 | 1 | 1 | 1 | 1 | 1 | 14 | | | | | 93 | 0 | 0 | 0 | 0 | 0 | 0 | 0 | 0 | 0 | 0 | 0 | 0 | 2 | | | | | 94 | 0 | 0 | 0 | 0 | 0 | 0 | 0 | 0 | 0 | 0 | 0 | 0 | 2 | | | | PORTUGAL | 92 | - | - | - | - | - | - | - | - | - | - | - | - | - | | | | | 93 | - | - | - | - | - | - | - | - | - | - | - | - | - | | | | | 94 | - | - | - | - | - | - | - | - | - | - | - | - | - | | | | UNITED KINGDOM | 92 | 0 | 0 | 0 | 0 | - | 0 | 0 | - | - | - | - | - | 1 | | | | | | | | | | | | | | | | | | | | | | | | | | | | | | | | | | | | | | | | | | | | | | | | | | | | | | | | | | | | | | | | | | | | | | | | | | | | | | | | | | | | | | | | | | | | | | | | | | | | | | | | | | | | | | | | | | | | | | | | | | | | | | | | | | | | | | | | | | | | | | | | | | | | | | | | | | | | | | | | | | | | | | | | | | | | | | | | | | | | | | | | | | | | | | | | | | | | | | | | | | | | | | | | | | | | | | | | | | | | | | | | | | | | | | | | | | | | | | | | | | | | | | | | | | | | | | | | | | | | | | | | | | | | | | | | | | | | | | | | | | | | | | | | | | | | | | | | | | | | | | | | | | | | | | | | | | | | | | | | | | | | | | | | | | | | | | | | | | | | | | | | | | | | | | | | | | | | | | | | | | | | | | | | | | | | | | | | | | | | | | | | | | | | | | | | | | | | | | | | | | | | | | | | | | | | | | | | | | | | | | | | | | | | | | | | | | | | | | | | | | | | | | | | | | | | | | | | | | | | | | | | | | | | | | | | | | | | | | | | | | | | | | | | | | | | | | | | | | | | | | | | | | | | | | | | | | | | | | | | | | | | | | | | | | | | | | | | | | | | | | | | | | | | | | | | | | | | | | | | | | | | | | | | | | | | | | | | | | | | | | | | | | | | | | | | | | | | | | | | | | | | | | | | | | | | | | | | | | | | | | | | | | | | | | | | | | | | | | | | | | | | | | | | | | | | | | | | | | | | | | | | | | | | | | | | | | | | | | | | | | | | | | | | | | | | | | | | | | | | | | | | | | | | | | | | | | | | | | | | | | | | | | | | | | | | | | | | | | | | | | | | | | | | | | | | | | | | | | | | | | | | | | | | | | | | | | | | | | | | | | | | | | | | | | | | | | | | | | | | | | | | | | | | | | | | | | | | | | | | | | | | | | | | | | | | | | | | | | | | | | | | | | | | | | | | | | | | | | | | | | | | | | | | | | | | | | | | | | | | | | | | | | | | | | | | | | | | | | | | | | | | | | | | | | | | | | | | | | | | | | | | | | | | | | | | | | | | | | | |
| | 93 | 0 | - | - | - | 0 | - | - | - | 1 | 0 | 0 | 0 | 1 | | | | | 94 | - | - | - | - | - | - | - | - | : | : | : | : | : | | | | ITALIA | 92 | 0 | 0 | 0 | - | - | 0 | - | - | 0 | - | - | - | 0 | | | | | 93 | 0 | 0 | 0 | 0 | 0 | 0 | 0 | - | 0 | 0 | 0 | 0 | 1 | | | | | 94 | 0 | 0 | 0 | 0 | 0 | 0 | 0 | 0 | 0 | 0 | 0 | 0 | 1 | | | | NEDERLAND | 92 | 1 | 2 | 1 | 2 | 1 | 1 | 1 | 1 | 1 | 1 | 1 | 1 | 14 | | | | | 93 | 0 | 0 | 0 | 0 | 0 | 0 | 0 | 0 | 0 | 0 | 0 | 0 | 2 | | | | | 94 | 0 | 0 | 0 | 0 | 0 | 0 | 0 | 0 | 0 | 0 | 0 | 0 | 2 | | | | PORTUGAL | 92 | - | - | - | - | - | - | - | - | - | - | - | - | - | | | | | 93 | - | - | - | - | - | - | - | - | - | - | - | - | - | | | | | 94 | - | - | - | - | - | - | - | - | - | - | - | - | - | | | | UNITED KINGDOM | 92 | 0 | 0 | 0 | 0 | - | 0 | 0 | - | - | - | - | - | 1 | | | | | | | | | | | | | | | | | | | | | | | | | | | | | | | | | | | | | | | | | | | | | | | | | | | | | | | | | | | | | | | | | | | | | | | | | | | | | | | | | | | | | | | | | | | | | | | | | | | | | | | | | | | | | | | | | | | | | | | | | | | | | | | | | | | | | | | | | | | | | | | | | | | | | | | | | | | | | | | | | | | | | | | | | | | | | | | | | | | | | | | | | | | | | | | | | | | | | | | | | | | | | | | | | | | | | | | | | | | | | | | | | | | | | | | | | | | | | | | | | | | | | | | | | | | | | | | | | | | | | | | | | | | | | | | | | | | | | | | | | | | | | | | | | | | | | | | | | | | | | | | | | | | | | | | | | | | | | | | | | | | | | | | | | | | | | | | | | | | | | | | | | | | | | | | | | | | | | | | | | | | | | | | | | | | | | | | | | | | | | | | | | | | | | | | | | | | | | | | | | | | | | | | | | | | | | | | | | | | | | | | | | | | | | | | | | | | | | | | | | | | | | | | | | | | | | | | | | | | | | | | | | | | | | | | | | | | | | | | | | | | | | | | | | | | | | | | | | | | | | | | | | | | | | | | | | | | | | | | | | | | | | | | | | | | | | | | | | | | | | | | | | | | | | | | | | | | | | | | | | | | | | | | | | | | | | | | | | | | | | | | | | | | | | | | | | | | | | | | | | | | | | | | | | | | | | | | | | | | | | | | | | | | | | | | | | | | | | | | | | | | | | | | | | | | | | | | | | | | | | | | | | | | | | | | | | | | | | | | | | | | | | | | | | | | | | | | | | | | | | | | | | | | | | | | | | | | | | | | | | | | | | | | | | | | | | | | | | | | | | | | | | | | | | | | | | | | | | | | | | | | | | | | | | | | | | | | | | | | | | | | | | | | | | | | | | | | | | | | | | | | | | | | | | | | | | | | | | | | | | | | | | | | | | | | | | | | | | | | | | | | | | | | | | | | | | | | | | | | | | | | | | | | | | | | | | | | | | | | | | | | | | | | | | | | | | | | | | | | | | | | | | | | | | | | | | | | | | | | | | | | | | | | | | | | | | | | | | | | | | | | | | | | | | | | | | | | | | |
| | 94 | - | - | - | - | - | - | - | - | : | : | : | : | : | | | | ITALIA | 92 | 0 | 0 | 0 | - | - | 0 | - | - | 0 | - | - | - | 0 | | | | | 93 | 0 | 0 | 0 | 0 | 0 | 0 | 0 | - | 0 | 0 | 0 | 0 | 1 | | | | | 94 | 0 | 0 | 0 | 0 | 0 | 0 | 0 | 0 | 0 | 0 | 0 | 0 | 1 | | | | NEDERLAND | 92 | 1 | 2 | 1 | 2 | 1 | 1 | 1 | 1 | 1 | 1 | 1 | 1 | 14 | | | | | 93 | 0 | 0 | 0 | 0 | 0 | 0 | 0 | 0 | 0 | 0 | 0 | 0 | 2 | | | | | 94 | 0 | 0 | 0 | 0 | 0 | 0 | 0 | 0 | 0 | 0 | 0 | 0 | 2 | | | | PORTUGAL | 92 | - | - | - | - | - | - | - | - | - | - | - | - | - | | | | | 93 | - | - | - | - | - | - | - | - | - | - | - | - | - | | | | | 94 | - | - | - | - | - | - | - | - | - | - | - | - | - | | | | UNITED KINGDOM | 92 | 0 | 0 | 0 | 0 | - | 0 | 0 | - | - | - | - | - | 1 | | | | | | | | | | | | | | | | | | | | | | | | | | | | | | | | | | | | | | | | | | | | | | | | | | | | | | | | | | | | | | | | | | | | | | | | | | | | | | | | | | | | | | | | | | | | | | | | | | | | | | | | | | | | | | | | | | | | | | | | | | | | | | | | | | | | | | | | | | | | | | | | | | | | | | | | | | | | | | | | | | | | | | | | | | | | | | | | | | | | | | | | | | | | | | | | | | | | | | | | | | | | | | | | | | | | | | | | | | | | | | | | | | | | | | | | | | | | | | | | | | | | | | | | | | | | | | | | | | | | | | | | | | | | | | | | | | | | | | | | | | | | | | | | | | | | | | | | | | | | | | | | | | | | | | | | | | | | | | | | | | | | | | | | | | | | | | | | | | | | | | | | | | | | | | | | | | | | | | | | | | | | | | | | | | | | | | | | | | | | | | | | | | | | | | | | | | | | | | | | | | | | | | | | | | | | | | | | | | | | | | | | | | | | | | | | | | | | | | | | | | | | | | | | | | | | | | | | | | | | | | | | | | | | | | | | | | | | | | | | | | | | | | | | | | | | | | | | | | | | | | | | | | | | | | | | | | | | | | | | | | | | | | | | | | | | | | | | | | | | | | | | | | | | | | | | | | | | | | | | | | | | | | | | | | | | | | | | | | | | | | | | | | | | | | | | | | | | | | | | | | | | | | | | | | | | | | | | | | | | | | | | | | | | | | | | | | | | | | | | | | | | | | | | | | | | | | | | | | | | | | | | | | | | | | | | | | | | | | | | | | | | | | | | | | | | | | | | | | | | | | | | | | | | | | | | | | | | | | | | | | | | | | | | | | | | | | | | | | | | | | | | | | | | | | | | | | | | | | | | | | | | | | | | | | | | | | | | | | | | | | | | | | | | | | | | | | | | | | | | | | | | | | | | | | | | | | | | | | | | | | | | | | | | | | | | | | | | | | | | | | | | | | | | | | | | | | | | | | | | | | | | | | | | | | | | | | | | | | | | | | | | | | | | | | | | | | | | | | | | | | | | | | | | | | | | | | | | | | | | | | | | | | | | | | | | | | | | | | | | | | | | | | | | | | | | | | | | | | | | | | | | | | | | | | | | | | | |
| ITALIA | 92 | 0 | 0 | 0 | - | - | 0 | - | - | 0 | - | - | - | 0 | | | | | 93 | 0 | 0 | 0 | 0 | 0 | 0 | 0 | - | 0 | 0 | 0 | 0 | 1 | | | | | 94 | 0 | 0 | 0 | 0 | 0 | 0 | 0 | 0 | 0 | 0 | 0 | 0 | 1 | | | | NEDERLAND | 92 | 1 | 2 | 1 | 2 | 1 | 1 | 1 | 1 | 1 | 1 | 1 | 1 | 14 | | | | | 93 | 0 | 0 | 0 | 0 | 0 | 0 | 0 | 0 | 0 | 0 | 0 | 0 | 2 | | | | | 94 | 0 | 0 | 0 | 0 | 0 | 0 | 0 | 0 | 0 | 0 | 0 | 0 | 2 | | | | PORTUGAL | 92 | - | - | - | - | - | - | - | - | - | - | - | - | - | | | | | 93 | - | - | - | - | - | - | - | - | - | - | - | - | - | | | | | 94 | - | - | - | - | - | - | - | - | - | - | - | - | - | | | | UNITED KINGDOM | 92 | 0 | 0 | 0 | 0 | - | 0 | 0 | - | - | - | - | - | 1 | | | | | | | | | | | | | | | | | | | | | | | | | | | | | | | | | | | | | | | | | | | | | | | | | | | | | | | | | | | | | | | | | | | | | | | | | | | | | | | | | | | | | | | | | | | | | | | | | | | | | | | | | | | | | | | | | | | | | | | | | | | | | | | | | | | | | | | | | | | | | | | | | | | | | | | | | | | | | | | | | | | | | | | | | | | | | | | | | | | | | | | | | | | | | | | | | | | | | | | | | | | | | | | | | | | | | | | | | | | | | | | | | | | | | | | | | | | | | | | | | | | | | | | | | | | | | | | | | | | | | | | | | | | | | | | | | | | | | | | | | | | | | | | | | | | | | | | | | | | | | | | | | | | | | | | | | | | | | | | | | | | | | | | | | | | | | | | | | | | | | | | | | | | | | | | | | | | | | | | | | | | | | | | | | | | | | | | | | | | | | | | | | | | | | | | | | | | | | | | | | | | | | | | | | | | | | | | | | | | | | | | | | | | | | | | | | | | | | | | | | | | | | | | | | | | | | | | | | | | | | | | | | | | | | | | | | | | | | | | | | | | | | | | | | | | | | | | | | | | | | | | | | | | | | | | | | | | | | | | | | | | | | | | | | | | | | | | | | | | | | | | | | | | | | | | | | | | | | | | | | | | | | | | | | | | | | | | | | | | | | | | | | | | | | | | | | | | | | | | | | | | | | | | | | | | | | | | | | | | | | | | | | | | | | | | | | | | | | | | | | | | | | | | | | | | | | | | | | | | | | | | | | | | | | | | | | | | | | | | | | | | | | | | | | | | | | | | | | | | | | | | | | | | | | | | | | | | | | | | | | | | | | | | | | | | | | | | | | | | | | | | | | | | | | | | | | | | | | | | | | | | | | | | | | | | | | | | | | | | | | | | | | | | | | | | | | | | | | | | | | | | | | | | | | | | | | | | | | | | | | | | | | | | | | | | | | | | | | | | | | | | | | | | | | | | | | | | | | | | | | | | | | | | | | | | | | | | | | | | | | | | | | | | | | | | | | | | | | | | | | | | | | | | | | | | | | | | | | | | | | | | | | | | | | | | | | | | | | | | | | | | | | | | | | | | | | | | | | | | | | | | | | | | | | | | | | | | | | | | | | | | | | | | | | | | | | |
| | 93 | 0 | 0 | 0 | 0 | 0 | 0 | 0 | - | 0 | 0 | 0 | 0 | 1 | | | | | 94 | 0 | 0 | 0 | 0 | 0 | 0 | 0 | 0 | 0 | 0 | 0 | 0 | 1 | | | | NEDERLAND | 92 | 1 | 2 | 1 | 2 | 1 | 1 | 1 | 1 | 1 | 1 | 1 | 1 | 14 | | | | | 93 | 0 | 0 | 0 | 0 | 0 | 0 | 0 | 0 | 0 | 0 | 0 | 0 | 2 | | | | | 94 | 0 | 0 | 0 | 0 | 0 | 0 | 0 | 0 | 0 | 0 | 0 | 0 | 2 | | | | PORTUGAL | 92 | - | - | - | - | - | - | - | - | - | - | - | - | - | | | | | 93 | - | - | - | - | - | - | - | - | - | - | - | - | - | | | | | 94 | - | - | - | - | - | - | - | - | - | - | - | - | - | | | | UNITED KINGDOM | 92 | 0 | 0 | 0 | 0 | - | 0 | 0 | - | - | - | - | - | 1 | | | | | | | | | | | | | | | | | | | | | | | | | | | | | | | | | | | | | | | | | | | | | | | | | | | | | | | | | | | | | | | | | | | | | | | | | | | | | | | | | | | | | | | | | | | | | | | | | | | | | | | | | | | | | | | | | | | | | | | | | | | | | | | | | | | | | | | | | | | | | | | | | | | | | | | | | | | | | | | | | | | | | | | | | | | | | | | | | | | | | | | | | | | | | | | | | | | | | | | | | | | | | | | | | | | | | | | | | | | | | | | | | | | | | | | | | | | | | | | | | | | | | | | | | | | | | | | | | | | | | | | | | | | | | | | | | | | | | | | | | | | | | | | | | | | | | | | | | | | | | | | | | | | | | | | | | | | | | | | | | | | | | | | | | | | | | | | | | | | | | | | | | | | | | | | | | | | | | | | | | | | | | | | | | | | | | | | | | | | | | | | | | | | | | | | | | | | | | | | | | | | | | | | | | | | | | | | | | | | | | | | | | | | | | | | | | | | | | | | | | | | | | | | | | | | | | | | | | | | | | | | | | | | | | | | | | | | | | | | | | | | | | | | | | | | | | | | | | | | | | | | | | | | | | | | | | | | | | | | | | | | | | | | | | | | | | | | | | | | | | | | | | | | | | | | | | | | | | | | | | | | | | | | | | | | | | | | | | | | | | | | | | | | | | | | | | | | | | | | | | | | | | | | | | | | | | | | | | | | | | | | | | | | | | | | | | | | | | | | | | | | | | | | | | | | | | | | | | | | | | | | | | | | | | | | | | | | | | | | | | | | | | | | | | | | | | | | | | | | | | | | | | | | | | | | | | | | | | | | | | | | | | | | | | | | | | | | | | | | | | | | | | | | | | | | | | | | | | | | | | | | | | | | | | | | | | | | | | | | | | | | | | | | | | | | | | | | | | | | | | | | | | | | | | | | | | | | | | | | | | | | | | | | | | | | | | | | | | | | | | | | | | | | | | | | | | | | | | | | | | | | | | | | | | | | | | | | | | | | | | | | | | | | | | | | | | | | | | | | | | | | | | | | | | | | | | | | | | | | | | | | | | | | | | | | | | | | | | | | | | | | | | | | | | | | | | | | | | | | | | | | | | | | | | | | | | | | | | | | | | | | | | | | | | | | | | | | | | | | | | | | | | | | | | | | |
| | 94 | 0 | 0 | 0 | 0 | 0 | 0 | 0 | 0 | 0 | 0 | 0 | 0 | 1 | | | | NEDERLAND | 92 | 1 | 2 | 1 | 2 | 1 | 1 | 1 | 1 | 1 | 1 | 1 | 1 | 14 | | | | | 93 | 0 | 0 | 0 | 0 | 0 | 0 | 0 | 0 | 0 | 0 | 0 | 0 | 2 | | | | | 94 | 0 | 0 | 0 | 0 | 0 | 0 | 0 | 0 | 0 | 0 | 0 | 0 | 2 | | | | PORTUGAL | 92 | - | - | - | - | - | - | - | - | - | - | - | - | - | | | | | 93 | - | - | - | - | - | - | - | - | - | - | - | - | - | | | | | 94 | - | - | - | - | - | - | - | - | - | - | - | - | - | | | | UNITED KINGDOM | 92 | 0 | 0 | 0 | 0 | - | 0 | 0 | - | - | - | - | - | 1 | | | | | | | | | | | | | | | | | | | | | | | | | | | | | | | | | | | | | | | | | | | | | | | | | | | | | | | | | | | | | | | | | | | | | | | | | | | | | | | | | | | | | | | | | | | | | | | | | | | | | | | | | | | | | | | | | | | | | | | | | | | | | | | | | | | | | | | | | | | | | | | | | | | | | | | | | | | | | | | | | | | | | | | | | | | | | | | | | | | | | | | | | | | | | | | | | | | | | | | | | | | | | | | | | | | | | | | | | | | | | | | | | | | | | | | | | | | | | | | | | | | | | | | | | | | | | | | | | | | | | | | | | | | | | | | | | | | | | | | | | | | | | | | | | | | | | | | | | | | | | | | | | | | | | | | | | | | | | | | | | | | | | | | | | | | | | | | | | | | | | | | | | | | | | | | | | | | | | | | | | | | | | | | | | | | | | | | | | | | | | | | | | | | | | | | | | | | | | | | | | | | | | | | | | | | | | | | | | | | | | | | | | | | | | | | | | | | | | | | | | | | | | | | | | | | | | | | | | | | | | | | | | | | | | | | | | | | | | | | | | | | | | | | | | | | | | | | | | | | | | | | | | | | | | | | | | | | | | | | | | | | | | | | | | | | | | | | | | | | | | | | | | | | | | | | | | | | | | | | | | | | | | | | | | | | | | | | | | | | | | | | | | | | | | | | | | | | | | | | | | | | | | | | | | | | | | | | | | | | | | | | | | | | | | | | | | | | | | | | | | | | | | | | | | | | | | | | | | | | | | | | | | | | | | | | | | | | | | | | | | | | | | | | | | | | | | | | | | | | | | | | | | | | | | | | | | | | | | | | | | | | | | | | | | | | | | | | | | | | | | | | | | | | | | | | | | | | | | | | | | | | | | | | | | | | | | | | | | | | | | | | | | | | | | | | | | | | | | | | | | | | | | | | | | | | | | | | | | | | | | | | | | | | | | | | | | | | | | | | | | | | | | | | | | | | | | | | | | | | | | | | | | | | | | | | | | | | | | | | | | | | | | | | | | | | | | | | | | | | | | | | | | | | | | | | | | | | | | | | | | | | | | | | | | | | | | | | | | | | | | | | | | | | | | | | | | | | | | | | | | | | | | | | | | | | | | | | | | | | | | | | | | | | | | | | | | | | | | | | | | | | | | | | | | | | | | | | | | | | | | | | | | | | | | |
| NEDERLAND | 92 | 1 | 2 | 1 | 2 | 1 | 1 | 1 | 1 | 1 | 1 | 1 | 1 | 14 | | | | | 93 | 0 | 0 | 0 | 0 | 0 | 0 | 0 | 0 | 0 | 0 | 0 | 0 | 2 | | | | | 94 | 0 | 0 | 0 | 0 | 0 | 0 | 0 | 0 | 0 | 0 | 0 | 0 | 2 | | | | PORTUGAL | 92 | - | - | - | - | - | - | - | - | - | - | - | - | - | | | | | 93 | - | - | - | - | - | - | - | - | - | - | - | - | - | | | | | 94 | - | - | - | - | - | - | - | - | - | - | - | - | - | | | | UNITED KINGDOM | 92 | 0 | 0 | 0 | 0 | - | 0 | 0 | - | - | - | - | - | 1 | | | | | | | | | | | | | | | | | | | | | | | | | | | | | | | | | | | | | | | | | | | | | | | | | | | | | | | | | | | | | | | | | | | | | | | | | | | | | | | | | | | | | | | | | | | | | | | | | | | | | | | | | | | | | | | | | | | | | | | | | | | | | | | | | | | | | | | | | | | | | | | | | | | | | | | | | | | | | | | | | | | | | | | | | | | | | | | | | | | | | | | | | | | | | | | | | | | | | | | | | | | | | | | | | | | | | | | | | | | | | | | | | | | | | | | | | | | | | | | | | | | | | | | | | | | | | | | | | | | | | | | | | | | | | | | | | | | | | | | | | | | | | | | | | | | | | | | | | | | | | | | | | | | | | | | | | | | | | | | | | | | | | | | | | | | | | | | | | | | | | | | | | | | | | | | | | | | | | | | | | | | | | | | | | | | | | | | | | | | | | | | | | | | | | | | | | | | | | | | | | | | | | | | | | | | | | | | | | | | | | | | | | | | | | | | | | | | | | | | | | | | | | | | | | | | | | | | | | | | | | | | | | | | | | | | | | | | | | | | | | | | | | | | | | | | | | | | | | | | | | | | | | | | | | | | | | | | | | | | | | | | | | | | | | | | | | | | | | | | | | | | | | | | | | | | | | | | | | | | | | | | | | | | | | | | | | | | | | | | | | | | | | | | | | | | | | | | | | | | | | | | | | | | | | | | | | | | | | | | | | | | | | | | | | | | | | | | | | | | | | | | | | | | | | | | | | | | | | | | | | | | | | | | | | | | | | | | | | | | | | | | | | | | | | | | | | | | | | | | | | | | | | | | | | | | | | | | | | | | | | | | | | | | | | | | | | | | | | | | | | | | | | | | | | | | | | | | | | | | | | | | | | | | | | | | | | | | | | | | | | | | | | | | | | | | | | | | | | | | | | | | | | | | | | | | | | | | | | | | | | | | | | | | | | | | | | | | | | | | | | | | | | | | | | | | | | | | | | | | | | | | | | | | | | | | | | | | | | | | | | | | | | | | | | | | | | | | | | | | | | | | | | | | | | | | | | | | | | | | | | | | | | | | | | | | | | | | | | | | | | | | | | | | | | | | | | | | | | | | | | | | | | | | | | | | | | | | | | | | | | | | | | | | | | | | | | | | | | | | | | | | | | | | | | | | | | | | | | | | | | | | | | | | | | | | | | | | | | | | | | | | | | | | |
| | 93 | 0 | 0 | 0 | 0 | 0 | 0 | 0 | 0 | 0 | 0 | 0 | 0 | 2 | | | | | 94 | 0 | 0 | 0 | 0 | 0 | 0 | 0 | 0 | 0 | 0 | 0 | 0 | 2 | | | | PORTUGAL | 92 | - | - | - | - | - | - | - | - | - | - | - | - | - | | | | | 93 | - | - | - | - | - | - | - | - | - | - | - | - | - | | | | | 94 | - | - | - | - | - | - | - | - | - | - | - | - | - | | | | UNITED KINGDOM | 92 | 0 | 0 | 0 | 0 | - | 0 | 0 | - | - | - | - | - | 1 | | | | | | | | | | | | | | | | | | | | | | | | | | | | | | | | | | | | | | | | | | | | | | | | | | | | | | | | | | | | | | | | | | | | | | | | | | | | | | | | | | | | | | | | | | | | | | | | | | | | | | | | | | | | | | | | | | | | | | | | | | | | | | | | | | | | | | | | | | | | | | | | | | | | | | | | | | | | | | | | | | | | | | | | | | | | | | | | | | | | | | | | | | | | | | | | | | | | | | | | | | | | | | | | | | | | | | | | | | | | | | | | | | | | | | | | | | | | | | | | | | | | | | | | | | | | | | | | | | | | | | | | | | | | | | | | | | | | | | | | | | | | | | | | | | | | | | | | | | | | | | | | | | | | | | | | | | | | | | | | | | | | | | | | | | | | | | | | | | | | | | | | | | | | | | | | | | | | | | | | | | | | | | | | | | | | | | | | | | | | | | | | | | | | | | | | | | | | | | | | | | | | | | | | | | | | | | | | | | | | | | | | | | | | | | | | | | | | | | | | | | | | | | | | | | | | | | | | | | | | | | | | | | | | | | | | | | | | | | | | | | | | | | | | | | | | | | | | | | | | | | | | | | | | | | | | | | | | | | | | | | | | | | | | | | | | | | | | | | | | | | | | | | | | | | | | | | | | | | | | | | | | | | | | | | | | | | | | | | | | | | | | | | | | | | | | | | | | | | | | | | | | | | | | | | | | | | | | | | | | | | | | | | | | | | | | | | | | | | | | | | | | | | | | | | | | | | | | | | | | | | | | | | | | | | | | | | | | | | | | | | | | | | | | | | | | | | | | | | | | | | | | | | | | | | | | | | | | | | | | | | | | | | | | | | | | | | | | | | | | | | | | | | | | | | | | | | | | | | | | | | | | | | | | | | | | | | | | | | | | | | | | | | | | | | | | | | | | | | | | | | | | | | | | | | | | | | | | | | | | | | | | | | | | | | | | | | | | | | | | | | | | | | | | | | | | | | | | | | | | | | | | | | | | | | | | | | | | | | | | | | | | | | | | | | | | | | | | | | | | | | | | | | | | | | | | | | | | | | | | | | | | | | | | | | | | | | | | | | | | | | | | | | | | | | | | | | | | | | | | | | | | | | | | | | | | | | | | | | | | | | | | | | | | | | | | | | | | | | | | | | | | | | | | | | | | | | | | | | | | | | | | | | | | | | | | | | | | | | | | | | | | | | | | | | | | | | | | | | | | | | | | | |
| | 94 | 0 | 0 | 0 | 0 | 0 | 0 | 0 | 0 | 0 | 0 | 0 | 0 | 2 | | | | PORTUGAL | 92 | - | - | - | - | - | - | - | - | - | - | - | - | - | | | | | 93 | - | - | - | - | - | - | - | - | - | - | - | - | - | | | | | 94 | - | - | - | - | - | - | - | - | - | - | - | - | - | | | | UNITED KINGDOM | 92 | 0 | 0 | 0 | 0 | - | 0 | 0 | - | - | - | - | - | 1 | | | | | | | | | | | | | | | | | | | | | | | | | | | | | | | | | | | | | | | | | | | | | | | | | | | | | | | | | | | | | | | | | | | | | | | | | | | | | | | | | | | | | | | | | | | | | | | | | | | | | | | | | | | | | | | | | | | | | | | | | | | | | | | | | | | | | | | | | | | | | | | | | | | | | | | | | | | | | | | | | | | | | | | | | | | | | | | | | | | | | | | | | | | | | | | | | | | | | | | | | | | | | | | | | | | | | | | | | | | | | | | | | | | | | | | | | | | | | | | | | | | | | | | | | | | | | | | | | | | | | | | | | | | | | | | | | | | | | | | | | | | | | | | | | | | | | | | | | | | | | | | | | | | | | | | | | | | | | | | | | | | | | | | | | | | | | | | | | | | | | | | | | | | | | | | | | | | | | | | | | | | | | | | | | | | | | | | | | | | | | | | | | | | | | | | | | | | | | | | | | | | | | | | | | | | | | | | | | | | | | | | | | | | | | | | | | | | | | | | | | | | | | | | | | | | | | | | | | | | | | | | | | | | | | | | | | | | | | | | | | | | | | | | | | | | | | | | | | | | | | | | | | | | | | | | | | | | | | | | | | | | | | | | | | | | | | | | | | | | | | | | | | | | | | | | | | | | | | | | | | | | | | | | | | | | | | | | | | | | | | | | | | | | | | | | | | | | | | | | | | | | | | | | | | | | | | | | | | | | | | | | | | | | | | | | | | | | | | | | | | | | | | | | | | | | | | | | | | | | | | | | | | | | | | | | | | | | | | | | | | | | | | | | | | | | | | | | | | | | | | | | | | | | | | | | | | | | | | | | | | | | | | | | | | | | | | | | | | | | | | | | | | | | | | | | | | | | | | | | | | | | | | | | | | | | | | | | | | | | | | | | | | | | | | | | | | | | | | | | | | | | | | | | | | | | | | | | | | | | | | | | | | | | | | | | | | | | | | | | | | | | | | | | | | | | | | | | | | | | | | | | | | | | | | | | | | | | | | | | | | | | | | | | | | | | | | | | | | | | | | | | | | | | | | | | | | | | | | | | | | | | | | | | | | | | | | | | | | | | | | | | | | | | | | | | | | | | | | | | | | | | | | | | | | | | | | | | | | | | | | | | | | | | | | | | | | | | | | | | | | | | | | | | | | | | | | | | | | | | | | | | | | | | | | | | | | | | | | | | | | | | | | | | | | | | | | | | | | | | | | | | | | | | | | | | | | | | | | | | | | | | |
| PORTUGAL | 92 | - | - | - | - | - | - | - | - | - | - | - | - | - | | | | | 93 | - | - | - | - | - | - | - | - | - | - | - | - | - | | | | | 94 | - | - | - | - | - | - | - | - | - | - | - | - | - | | | | UNITED KINGDOM | 92 | 0 | 0 | 0 | 0 | - | 0 | 0 | - | - | - | - | - | 1 | | | | | | | | | | | | | | | | | | | | | | | | | | | | | | | | | | | | | | | | | | | | | | | | | | | | | | | | | | | | | | | | | | | | | | | | | | | | | | | | | | | | | | | | | | | | | | | | | | | | | | | | | | | | | | | | | | | | | | | | | | | | | | | | | | | | | | | | | | | | | | | | | | | | | | | | | | | | | | | | | | | | | | | | | | | | | | | | | | | | | | | | | | | | | | | | | | | | | | | | | | | | | | | | | | | | | | | | | | | | | | | | | | | | | | | | | | | | | | | | | | | | | | | | | | | | | | | | | | | | | | | | | | | | | | | | | | | | | | | | | | | | | | | | | | | | | | | | | | | | | | | | | | | | | | | | | | | | | | | | | | | | | | | | | | | | | | | | | | | | | | | | | | | | | | | | | | | | | | | | | | | | | | | | | | | | | | | | | | | | | | | | | | | | | | | | | | | | | | | | | | | | | | | | | | | | | | | | | | | | | | | | | | | | | | | | | | | | | | | | | | | | | | | | | | | | | | | | | | | | | | | | | | | | | | | | | | | | | | | | | | | | | | | | | | | | | | | | | | | | | | | | | | | | | | | | | | | | | | | | | | | | | | | | | | | | | | | | | | | | | | | | | | | | | | | | | | | | | | | | | | | | | | | | | | | | | | | | | | | | | | | | | | | | | | | | | | | | | | | | | | | | | | | | | | | | | | | | | | | | | | | | | | | | | | | | | | | | | | | | | | | | | | | | | | | | | | | | | | | | | | | | | | | | | | | | | | | | | | | | | | | | | | | | | | | | | | | | | | | | | | | | | | | | | | | | | | | | | | | | | | | | | | | | | | | | | | | | | | | | | | | | | | | | | | | | | | | | | | | | | | | | | | | | | | | | | | | | | | | | | | | | | | | | | | | | | | | | | | | | | | | | | | | | | | | | | | | | | | | | | | | | | | | | | | | | | | | | | | | | | | | | | | | | | | | | | | | | | | | | | | | | | | | | | | | | | | | | | | | | | | | | | | | | | | | | | | | | | | | | | | | | | | | | | | | | | | | | | | | | | | | | | | | | | | | | | | | | | | | | | | | | | | | | | | | | | | | | | | | | | | | | | | | | | | | | | | | | | | | | | | | | | | | | | | | | | | | | | | | | | | | | | | | | | | | | | | | | | | | | | | | | | | | | | | | | | | | | | | | | | | | | | | | | | | | | | | | | | | | | | | | | | | | | | | | | | | | | | | | | | | | | | | | | | | | | | | | | | | | | | |
| | 93 | - | - | - | - | - | - | - | - | - | - | - | - | - | | | | | 94 | - | - | - | - | - | - | - | - | - | - | - | - | - | | | | UNITED KINGDOM | 92 | 0 | 0 | 0 | 0 | - | 0 | 0 | - | - | - | - | - | 1 | | | | | | | | | | | | | | | | | | | | | | | | | | | | | | | | | | | | | | | | | | | | | | | | | | | | | | | | | | | | | | | | | | | | | | | | | | | | | | | | | | | | | | | | | | | | | | | | | | | | | | | | | | | | | | | | | | | | | | | | | | | | | | | | | | | | | | | | | | | | | | | | | | | | | | | | | | | | | | | | | | | | | | | | | | | | | | | | | | | | | | | | | | | | | | | | | | | | | | | | | | | | | | | | | | | | | | | | | | | | | | | | | | | | | | | | | | | | | | | | | | | | | | | | | | | | | | | | | | | | | | | | | | | | | | | | | | | | | | | | | | | | | | | | | | | | | | | | | | | | | | | | | | | | | | | | | | | | | | | | | | | | | | | | | | | | | | | | | | | | | | | | | | | | | | | | | | | | | | | | | | | | | | | | | | | | | | | | | | | | | | | | | | | | | | | | | | | | | | | | | | | | | | | | | | | | | | | | | | | | | | | | | | | | | | | | | | | | | | | | | | | | | | | | | | | | | | | | | | | | | | | | | | | | | | | | | | | | | | | | | | | | | | | | | | | | | | | | | | | | | | | | | | | | | | | | | | | | | | | | | | | | | | | | | | | | | | | | | | | | | | | | | | | | | | | | | | | | | | | | | | | | | | | | | | | | | | | | | | | | | | | | | | | | | | | | | | | | | | | | | | | | | | | | | | | | | | | | | | | | | | | | | | | | | | | | | | | | | | | | | | | | | | | | | | | | | | | | | | | | | | | | | | | | | | | | | | | | | | | | | | | | | | | | | | | | | | | | | | | | | | | | | | | | | | | | | | | | | | | | | | | | | | | | | | | | | | | | | | | | | | | | | | | | | | | | | | | | | | | | | | | | | | | | | | | | | | | | | | | | | | | | | | | | | | | | | | | | | | | | | | | | | | | | | | | | | | | | | | | | | | | | | | | | | | | | | | | | | | | | | | | | | | | | | | | | | | | | | | | | | | | | | | | | | | | | | | | | | | | | | | | | | | | | | | | | | | | | | | | | | | | | | | | | | | | | | | | | | | | | | | | | | | | | | | | | | | | | | | | | | | | | | | | | | | | | | | | | | | | | | | | | | | | | | | | | | | | | | | | | | | | | | | | | | | | | | | | | | | | | | | | | | | | | | | | | | | | | | | | | | | | | | | | | | | | | | | | | | | | | | | | | | | | | | | | | | | | | | | | | | | | | | | | | | | | | | | | | | | | | | | | | | | | | | | | | | | | | | | | | | | | | | | | | | | | | | | | | | | | |
| | 94 | - | - | - | - | - | - | - | - | - | - | - | - | - | | | | UNITED KINGDOM | 92 | 0 | 0 | 0 | 0 | - | 0 | 0 | - | - | - | - | - | 1 | | | | | | | | | | | | | | | | | | | | | | | | | | | | | | | | | | | | | | | | | | | | | | | | | | | | | | | | | | | | | | | | | | | | | | | | | | | | | | | | | | | | | | | | | | | | | | | | | | | | | | | | | | | | | | | | | | | | | | | | | | | | | | | | | | | | | | | | | | | | | | | | | | | | | | | | | | | | | | | | | | | | | | | | | | | | | | | | | | | | | | | | | | | | | | | | | | | | | | | | | | | | | | | | | | | | | | | | | | | | | | | | | | | | | | | | | | | | | | | | | | | | | | | | | | | | | | | | | | | | | | | | | | | | | | | | | | | | | | | | | | | | | | | | | | | | | | | | | | | | | | | | | | | | | | | | | | | | | | | | | | | | | | | | | | | | | | | | | | | | | | | | | | | | | | | | | | | | | | | | | | | | | | | | | | | | | | | | | | | | | | | | | | | | | | | | | | | | | | | | | | | | | | | | | | | | | | | | | | | | | | | | | | | | | | | | | | | | | | | | | | | | | | | | | | | | | | | | | | | | | | | | | | | | | | | | | | | | | | | | | | | | | | | | | | | | | | | | | | | | | | | | | | | | | | | | | | | | | | | | | | | | | | | | | | | | | | | | | | | | | | | | | | | | | | | | | | | | | | | | | | | | | | | | | | | | | | | | | | | | | | | | | | | | | | | | | | | | | | | | | | | | | | | | | | | | | | | | | | | | | | | | | | | | | | | | | | | | | | | | | | | | | | | | | | | | | | | | | | | | | | | | | | | | | | | | | | | | | | | | | | | | | | | | | | | | | | | | | | | | | | | | | | | | | | | | | | | | | | | | | | | | | | | | | | | | | | | | | | | | | | | | | | | | | | | | | | | | | | | | | | | | | | | | | | | | | | | | | | | | | | | | | | | | | | | | | | | | | | | | | | | | | | | | | | | | | | | | | | | | | | | | | | | | | | | | | | | | | | | | | | | | | | | | | | | | | | | | | | | | | | | | | | | | | | | | | | | | | | | | | | | | | | | | | | | | | | | | | | | | | | | | | | | | | | | | | | | | | | | | | | | | | | | | | | | | | | | | | | | | | | | | | | | | | | | | | | | | | | | | | | | | | | | | | | | | | | | | | | | | | | | | | | | | | | | | | | | | | | | | | | | | | | | | | | | | | | | | | | | | | | | | | | | | | | | | | | | | | | | | | | | | | | | | | | | | | | | | | | | | | | | | | | | | | | | | | | | | | | | | | | | | | | | | | | | | | | | | | | | | | | | | | | | | | | | | | | | | | | | | | | | | | | | | | | | | | | | | | |
| UNITED KINGDOM | 92 | 0 | 0 | 0 | 0 | - | 0 | 0 | - | - | - | - | - | 1 | | | | | | | | | | | | | | | | | | | | | | | | | | | | | | | | | | | | | | | | | | | | | | | | | | | | | | | | | | | | | | | | | | | | | | | | | | | | | | | | | | | | | | | | | | | | | | | | | | | | | | | | | | | | | | | | | | | | | | | | | | | | | | | | | | | | | | | | | | | | | | | | | | | | | | | | | | | | | | | | | | | | | | | | | | | | | | | | | | | | | | | | | | | | | | | | | | | | | | | | | | | | | | | | | | | | | | | | | | | | | | | | | | | | | | | | | | | | | | | | | | | | | | | | | | | | | | | | | | | | | | | | | | | | | | | | | | | | | | | | | | | | | | | | | | | | | | | | | | | | | | | | | | | | | | | | | | | | | | | | | | | | | | | | | | | | | | | | | | | | | | | | | | | | | | | | | | | | | | | | | | | | | | | | | | | | | | | | | | | | | | | | | | | | | | | | | | | | | | | | | | | | | | | | | | | | | | | | | | | | | | | | | | | | | | | | | | | | | | | | | | | | | | | | | | | | | | | | | | | | | | | | | | | | | | | | | | | | | | | | | | | | | | | | | | | | | | | | | | | | | | | | | | | | | | | | | | | | | | | | | | | | | | | | | | | | | | | | | | | | | | | | | | | | | | | | | | | | | | | | | | | | | | | | | | | | | | | | | | | | | | | | | | | | | | | | | | | | | | | | | | | | | | | | | | | | | | | | | | | | | | | | | | | | | | | | | | | | | | | | | | | | | | | | | | | | | | | | | | | | | | | | | | | | | | | | | | | | | | | | | | | | | | | | | | | | | | | | | | | | | | | | | | | | | | | | | | | | | | | | | | | | | | | | | | | | | | | | | | | | | | | | | | | | | | | | | | | | | | | | | | | | | | | | | | | | | | | | | | | | | | | | | | | | | | | | | | | | | | | | | | | | | | | | | | | | | | | | | | | | | | | | | | | | | | | | | | | | | | | | | | | | | | | | | | | | | | | | | | | | | | | | | | | | | | | | | | | | | | | | | | | | | | | | | | | | | | | | | | | | | | | | | | | | | | | | | | | | | | | | | | | | | | | | | | | | | | | | | | | | | | | | | | | | | | | | | | | | | | | | | | | | | | | | | | | | | | | | | | | | | | | | | | | | | | | | | | | | | | | | | | | | | | | | | | | | | | | | | | | | | | | | | | | | | | | | | | | | | | | | | | | | | | | | | | | | | | | | | | | | | | | | | | | | | | | | | | | | | | | | | | | | | | | | | | | | | | | | | | | | | | | | | | | | | | | | | | | | | | | | | | | | | | | | | | | | | | | | | | | | | | | | | | | | | | | | | | | |

| | HEIFERS | | | | | | | | | | | | GENISSES | |
|-----------------|------------------------------|------|------|------|------|------|------|------|------|------|------|------|---------------------------|-------|
| | GROSS INDIGENOUS PRODUCTION | | | | | | | | | | | | PRODUCTION INDIGENE BRUTE | |
| | FAERSEN BRUTTDEIGENERZEUGUNG | | | | | | | | | | | | | |
| | JAN | FEB | MAR | APR | MAY | JUN | JUL | AUG | SEP | OCT | NOV | DEC | TOTAL | |
| 1000 STUECK | 1000 HEAD | | | | | | | | | | | | 1000 TETES | |
| EUR 12 | 92 | 463: | 391: | 441: | 421: | 380: | 386: | 399: | 375: | 413: | 436: | 437: | 420: | 4962: |
| BELGIE-BELGIQUE | 92 | 10 | 9 | 11 | 8 | 7 | 7 | 7 | 6 | 6 | 8 | 9 | 8 | 96 |
| | 93 | 8 | 8 | 10 | 9 | 8 | 9 | 6 | 7 | 7 | 8 | 10 | 8 | 98 |
| DANMARK | 92 | 5 | 5 | 6 | 5 | 7 | 7 | 4 | 5 | 5 | 6 | 7 | 5 | 68 |
| | 93 | 6: | 5: | 7: | 5: | 5: | 7: | 4: | 4: | 5: | 5: | 7: | 5: | 66: |
| | 94 | 6: | 5: | 5: | 5: | 7: | 5: | 3: | 4: | 5: | : | : | 5: | 66: |
| DEUTSCHLAND | 92 | 112 | 98 | 114 | 100 | 94 | 83 | 78 | 75 | 82 | 94 | 103 | 91 | 1125 |
| | 93 | 76 | 73 | 87 | 71 | 65 | 64 | 54 | 54 | 66 | 68 | 95 | 78 | 850 |
| | 94 | 70 | 63 | 74 | 59 | 60 | 51 | 38 | : | : | : | : | : | : |
| ELLADA | 92 | 3 | 3 | 3 | 3 | 3 | 3 | 3 | 3 | 3 | 3 | 2 | 2 | 34 |
| | 93 | 3 | 3 | 3 | 3 | 2 | 3 | 2 | 3 | 3 | 2 | : | : | : |
| ESPANA | 92 | 42 | 43 | 48 | 50 | 50 | 54 | 59 | 58 | 53 | 53 | 41 | 46 | 598 |
| | 93 | 52 | 49 | 48 | 47 | 51 | 49 | 49 | 53 | 52 | 47 | 49 | 56 | 603 |
| | 94 | 41 | 38 | 44 | 42 | : | : | : | : | : | : | : | : | : |
| FRANCE | 92 | 92 | 77 | 93 | 82 | 71 | 69 | 74 | 66 | 95 | 92 | 90 | 96 | 997 |
| | 93 | 69 | 68 | 69 | 65 | 57 | 61 | 62 | 62 | 65 | 64 | 62 | 61 | 765 |
| | 94 | 59 | 56 | 62 | 59 | 58 | 55 | : | : | : | : | : | : | : |
| IRELAND | 92 | 44 | 39 | 47 | 44 | 40 | 39 | 39 | 39 | 47 | 47 | 51 | 43 | 519 |
| | 93 | 38 | 37 | 41 | 33 | 42 | 36 | 38 | 40 | 41 | 40 | 45 | 41 | 473 |
| | 94 | 35 | 31 | 44 | 31 | : | : | : | : | : | : | : | : | : |
| ITALIA | 92 | 37 | 24 | 33 | 29 | 32 | 43 | 31 | 34 | 30 | 19 | 31 | 20 | 364 |
| | 93 | 45 | 33 | 42 | 39 | 35 | 42 | 33 | 40 | 33 | 31 | 42 | 28 | 443 |
| | 94 | 50 | 34 | 39 | 38 | 36 | : | : | : | : | : | : | : | : |
| NEDERLAND | 92 | 8 | 6 | 6 | 6 | 7 | 6 | 5 | 6 | 7 | 8 | 8 | 9 | 81 |
| | 93 | 6 | 9 | 11 | 12 | 11 | 13 | 7 | 8 | 8 | 8 | 12 | 13 | 119 |
| | 94 | 9 | 10 | 11 | 11 | 10 | 9 | : | : | : | : | : | : | : |
| PORTUGAL | 92 | 8: | 4: | 4: | 8: | 7: | 9: | 10: | 11: | 9: | 6: | 5: | 7: | 88: |
| | 93 | 8: | 7: | 8: | 8: | 8: | 9: | 8: | 10: | 7: | 5: | 6: | 5: | 89: |
| | 94 | 5: | 5: | 6: | 5: | 6: | 4: | : | : | : | : | : | : | : |
| UNITED KINGDOM | 92 | 100 | 81 | 75 | 86 | 62 | 65 | 87 | 72 | 76 | 99 | 89 | 92 | 985 |

| | HEIFERS GROSS INDIGENOUS PRODUCTION | | | | | | | | | | | | GENISSES PRODUCTION INDIGENE BRUTE | |
|-----------------|--|------|------|------|------|------|------|------|------|------|------|------|---------------------------------------|-------|
| | FAERSEN BRUTTOEIGENERZEUGUNG | | | | | | | | | | | | | |
| | JAN | FEB | MAR | APR | MAY | JUN | JUL | AUG | SEP | OCT | NOV | DEC | TOTAL | |
| | 1000 TONNEN | | | | | | | | | | | | 1000 TONNES | |
| EUR 12 | 92 | 126: | 106: | 119: | 115: | 103: | 106: | 109: | 103: | 111: | 117: | 120: | 115: | 1349: |
| BELGIE-BELGIQUE | 92 | 4 | 4 | 4 | 4 | 3 | 3 | 2 | 3 | 3 | 4 | 4 | 3 | 40 |
| | 93 | 3 | 3 | 4 | 4 | 3 | 3 | 3 | 3 | 3 | 4 | 4 | 3 | 40 |
| DANMARK | 92 | 1 | 1 | 1 | 1 | 2 | 2 | 1 | 1 | 1 | 2 | 2 | 1 | 17 |
| | 93 | 2: | 1: | 2: | 1: | 1: | 2: | 1: | 1: | 1: | 1: | 2: | 1: | 16: |
| | 94 | 1: | 1: | 1: | 1: | 2: | 1: | 1: | 1: | 1: | : | : | : | : |
| DEUTSCHLAND | 92 | 30 | 26 | 31 | 27 | 25 | 22 | 21 | 20 | 22 | 26 | 28 | 25 | 305 |
| | 93 | 21 | 20 | 24 | 20 | 18 | 18 | 15 | 15 | 18 | 19 | 26 | 22 | 238 |
| | 94 | 20 | 17 | 21 | 16 | 16 | 14 | 11 | : | : | : | : | : | : |
| ELLADA | 92 | 1 | 1 | 1 | 1 | 1 | 1 | 1 | 1 | 1 | 1 | 1 | 0 | 8 |
| | 93 | 1 | 1 | 1 | 1 | 0 | 1 | 1 | 1 | 1 | 1 | : | : | : |
| ESPANA | 92 | 10 | 10 | 11 | 12 | 11 | 13 | 14 | 13 | 12 | 12 | 10 | 11 | 138 |
| | 93 | 12 | 11 | 11 | 11 | 12 | 11 | 11 | 12 | 11 | 10 | 11 | 12 | 136 |
| | 94 | 9 | 9 | 10 | 10 | : | : | : | : | : | : | : | : | : |
| FRANCE | 92 | 26 | 22 | 26 | 25 | 21 | 22 | 23 | 21 | 27 | 25 | 25 | 27 | 291 |
| | 93 | 21 | 20 | 22 | 21 | 18 | 20 | 20 | 20 | 20 | 20 | 20 | 20 | 243 |
| | 94 | 19 | 18 | 20 | 18 | 19 | 18 | : | : | : | : | : | : | : |
| IRELAND | 92 | 12 | 11 | 13 | 12 | 11 | 11 | 11 | 11 | 13 | 13 | 14 | 12 | 143 |
| | 93 | 10 | 10 | 11 | 9 | 12 | 10 | 10 | 10 | 11 | 11 | 12 | 12 | 130 |
| | 94 | 9 | 8 | 12 | 8 | : | : | : | : | : | : | : | : | : |
| ITALIA | 92 | 10 | 7 | 9 | 8 | 9 | 11 | 9 | 10 | 8 | 6 | 9 | 6 | 102 |
| | 93 | 12 | 9 | 11 | 10 | 9 | 11 | 9 | 10 | 9 | 8 | 12 | 7 | 115 |
| | 94 | 13 | 9 | 11 | 9 | 10 | : | : | : | : | : | : | : | : |
| NEDERLAND | 92 | 2 | 2 | 2 | 2 | 2 | 2 | 2 | 2 | 2 | 2 | 2 | 2 | 23 |
| | 93 | 2 | 3 | 3 | 3 | 3 | 4 | 2 | 2 | 2 | 2 | 3 | 4 | 32 |
| | 94 | 2 | 3 | 3 | 3 | 3 | 2 | : | : | : | : | : | : | : |
| PORTUGAL | 92 | 2: | 1: | 1: | 1: | 1: | 2: | 2: | 3: | 2: | 1: | 1: | 1: | 18: |
| | 93 | 2: | 1: | 2: | 2: | 2: | 2: | 2: | 2: | 1: | 1: | 1: | 1: | 19: |
| | 94 | 1: | 1: | 1: | 1: | 1: | 1: | : | : | : | : | : | : | : |
| UNITED KINGDOM | 92 | 27 | 21 | 20 | 23 | 17 | 18 | 23 | 19 | 20 | 26 | 24 | 24 | 262 |

| | FAERSEN AUSSENHANDEL | | | | | | | | | | | | HEIFERS EXTERNAL TRADE | | | | | | | | | | | | GENISSES COMMERCE EXTERIEUR | | | | | | | | | | | | | | | | | |
|-----------------|------------------------|-----|-----|-----|-----|-----|-----|-----|-----|-----|-----|-----|------------------------|------|-----|-----|-----|-----|-----|-----|-----|-----|-----|-----|-------------------------------|-------|-----|------|----|-----|-----|-----|-----|-----|----|-----|----|-----|-----|-----|-----|------|
| | I | | | I | | | I | | | I | | | I | | | I | | | I | | | I | | | I | | | | | | | | | | | | | | | | | |
| | JAN | FEB | MAR | APR | MAY | JUN | JUL | AUG | SEP | OCT | NOV | DEC | TOTAL | JAN | FEB | MAR | APR | MAY | JUN | JUL | AUG | SEP | OCT | NOV | DEC | TOTAL | | | | | | | | | | | | | | | | |
| | 1000 STUECK | | | | | | | | | | | | 1000 HEAD | | | | | | | | | | | | 1000 TETES | | | | | | | | | | | | | | | | | |
| | EINFUHR LEBENDER TIERE | | | | | | | | | | | | IMPORT OF LIVE ANIMALS | | | | | | | | | | | | IMPORTATION D'ANIMAUX VIVANTS | | | | | | | | | | | | | | | | | |
| EUR 12 | 92 | 3: | 3: | 3: | 5: | 3: | 3: | 4: | 3: | 10: | 11: | 10: | 9: | 66: | 92 | 19: | 11: | 21: | 10: | 12: | 6: | 13: | 6: | 19: | 17: | 14: | 17: | 166: | 92 | 19: | 11: | 21: | 10: | 12: | 6: | 13: | 6: | 19: | 17: | 14: | 17: | 166: |
| BELG-LUXEMBOURG | 92 | 1 | 1 | 1 | 2 | 3 | 1 | 1 | 2 | 3 | 3 | 2 | 2 | 23 | 92 | 1 | 1 | 2 | 1 | 2 | 1 | 1 | 1 | 1 | 2 | 1 | 1 | 16 | 92 | 1 | 1 | 2 | 1 | 2 | 1 | 1 | 1 | 1 | 2 | 1 | 1 | 16 |
| DANMARK | 93 | 1 | 0 | 0 | 0 | 0 | 0 | 0 | 0 | 0 | 0 | 0 | 0 | 4 | 93 | 1 | 1 | 1 | 0 | 1 | 1 | 0 | 1 | 1 | 0 | 1 | 1 | 8 | 93 | 1 | 1 | 1 | 0 | 1 | 1 | 0 | 1 | 1 | 0 | 1 | 1 | 8 |
| DEUTSCHLAND | 92 | - | - | - | - | - | - | - | - | - | - | - | - | - | 92 | 0 | 0 | 0 | - | - | - | 0 | - | 0 | 0 | 0 | 0 | 1 | 92 | 0 | 0 | 0 | - | - | - | 0 | - | 0 | 0 | 0 | 0 | 1 |
| ELLADA | 92 | 2 | 2 | 2 | 3 | 2 | 2 | 4 | 3 | 8 | 7 | 8 | 7 | 48 | 92 | 14 | 9 | 16 | 13 | 13 | 9 | 11 | 8 | 12 | 11 | 9 | 13 | 138 | 92 | 14 | 9 | 16 | 13 | 13 | 9 | 11 | 8 | 12 | 11 | 9 | 13 | 138 |
| ESPAÑA | 93 | 4 | 4 | 4 | 4 | 2 | 2 | 4 | 7 | 6 | 5 | 3 | 6 | 52 | 93 | 4 | 8 | 6 | 6 | 6 | 10 | 6 | 6 | 6 | 6 | 9 | 12 | 84 | 93 | 4 | 8 | 6 | 6 | 6 | 10 | 6 | 6 | 6 | 6 | 9 | 12 | 84 |
| FRANCE | 94 | 2 | 4 | 6 | 5 | 5 | 4 | 5 | : | : | : | : | : | : | 94 | 6 | 7 | 8 | 6 | 6 | 8 | 4 | : | : | : | : | : | : | 94 | 6 | 7 | 8 | 6 | 6 | 8 | 4 | : | : | : | : | : | : |
| IRELAND | 92 | 0 | 0 | 1 | 0 | 0 | 0 | 0 | 0 | 0 | 0 | 0 | 1 | 3 | 92 | - | - | - | - | - | - | - | - | - | - | - | - | - | 92 | - | - | - | - | - | - | - | - | - | - | - | - | - |
| ITALIA | 92 | 0 | 0 | 1 | 0 | 0 | 0 | 0 | 0 | 0 | 0 | 0 | 1 | 3 | 92 | 0 | 0 | 0 | - | - | - | 0 | - | 0 | 0 | 0 | 0 | 0 | 92 | 0 | 0 | 0 | - | - | - | 0 | - | 0 | 0 | 0 | 0 | 0 |
| NEDERLAND | 93 | 0 | 0 | 0 | 0 | 1 | 0 | 1 | 0 | 0 | 0 | 0 | 0 | 7 | 93 | - | - | - | - | - | - | - | - | - | - | - | - | - | 93 | - | - | - | - | - | - | - | - | - | - | - | - | - |
| PORTUGAL | 92 | 0 | 0 | 1 | 0 | 0 | 0 | 0 | 0 | 0 | 0 | 0 | 1 | 3 | 92 | 0 | 0 | 0 | - | - | - | 0 | - | 0 | 0 | 0 | 0 | 0 | 92 | 0 | 0 | 0 | - | - | - | 0 | - | 0 | 0 | 0 | 0 | 0 |
| UNITED KINGDOM | 92 | 0 | 0 | 1 | 0 | 0 | 0 | 0 | 0 | 0 | 0 | 0 | 1 | 3 | 92 | 0 | 0 | 0 | - | - | - | 0 | - | 0 | 0 | 0 | 0 | 0 | 92 | 0 | 0 | 0 | - | - | - | 0 | - | 0 | 0 | 0 | 0 | 0 |
| | 92 | 3 | 3 | 4 | 4 | 3 | 3 | 1 | 1 | 2 | 3 | 4 | 2 | 33 | 92 | 3 | 3 | 4 | 4 | 3 | 3 | 1 | 1 | 2 | 3 | 4 | 2 | 33 | 92 | 3 | 3 | 4 | 4 | 3 | 3 | 1 | 1 | 2 | 3 | 4 | 2 | 33 |
| | AUSFUHR LEBENDER TIERE | | | | | | | | | | | | EXPORT OF LIVE ANIMALS | | | | | | | | | | | | EXPORTATION D'ANIMAUX VIVANTS | | | | | | | | | | | | | | | | | |
| EUR 12 | 92 | 19: | 11: | 21: | 10: | 12: | 6: | 13: | 6: | 19: | 17: | 14: | 17: | 166: | 92 | 19: | 11: | 21: | 10: | 12: | 6: | 13: | 6: | 19: | 17: | 14: | 17: | 166: | 92 | 19: | 11: | 21: | 10: | 12: | 6: | 13: | 6: | 19: | 17: | 14: | 17: | 166: |
| BELG-LUXEMBOURG | 92 | 1 | 1 | 2 | 1 | 2 | 1 | 1 | 1 | 1 | 2 | 1 | 1 | 16 | 92 | 1 | 1 | 2 | 1 | 2 | 1 | 1 | 1 | 1 | 2 | 1 | 1 | 16 | 92 | 1 | 1 | 2 | 1 | 2 | 1 | 1 | 1 | 1 | 2 | 1 | 1 | 16 |
| DANMARK | 93 | 1 | 1 | 1 | 0 | 1 | 1 | 0 | 1 | 1 | 0 | 1 | 1 | 8 | 93 | 1 | 1 | 1 | 0 | 1 | 1 | 0 | 1 | 1 | 0 | 1 | 1 | 8 | 93 | 1 | 1 | 1 | 0 | 1 | 1 | 0 | 1 | 1 | 0 | 1 | 1 | 8 |
| DEUTSCHLAND | 92 | 0 | 0 | 0 | - | - | - | 0 | - | 0 | - | 0 | 1 | 1 | 92 | 0 | 0 | 0 | - | - | - | 0 | - | 0 | - | 0 | 0 | 1 | 92 | 0 | 0 | 0 | - | - | - | 0 | - | 0 | - | 0 | 0 | 1 |
| ELLADA | 92 | 14 | 9 | 16 | 13 | 13 | 9 | 11 | 8 | 12 | 11 | 9 | 13 | 138 | 92 | 14 | 9 | 16 | 13 | 13 | 9 | 11 | 8 | 12 | 11 | 9 | 13 | 138 | 92 | 14 | 9 | 16 | 13 | 13 | 9 | 11 | 8 | 12 | 11 | 9 | 13 | 138 |
| ESPAÑA | 93 | 4 | 8 | 6 | 6 | 6 | 10 | 6 | 6 | 6 | 6 | 9 | 12 | 84 | 93 | 4 | 8 | 6 | 6 | 6 | 10 | 6 | 6 | 6 | 6 | 9 | 12 | 84 | 93 | 4 | 8 | 6 | 6 | 6 | 10 | 6 | 6 | 6 | 6 | 9 | 12 | 84 |
| FRANCE | 94 | 6 | 7 | 8 | 6 | 6 | 8 | 4 | : | : | : | : | : | : | 94 | 6 | 7 | 8 | 6 | 6 | 8 | 4 | : | : | : | : | : | : | 94 | 6 | 7 | 8 | 6 | 6 | 8 | 4 | : | : | : | : | : | : |
| IRELAND | 92 | 3 | 3 | 4 | 4 | 3 | 3 | 1 | 1 | 2 | 3 | 4 | 2 | 33 | 92 | 3 | 3 | 4 | 4 | 3 | 3 | 1 | 1 | 2 | 3 | 4 | 2 | 33 | 92 | 3 | 3 | 4 | 4 | 3 | 3 | 1 | 1 | 2 | 3 | 4 | 2 | 33 |
| ITALIA | 92 | 0 | 0 | 0 | - | - | - | 0 | - | 0 | - | 0 | 0 | 0 | 92 | 0 | 0 | 0 | - | - | - | 0 | - | 0 | - | 0 | 0 | 0 | 92 | 0 | 0 | 0 | - | - | - | 0 | - | 0 | - | 0 | 0 | 0 |
| NEDERLAND | 93 | 0 | 0 | 0 | 0 | 0 | 0 | 0 | 0 | 0 | 0 | 0 | 0 | 0 | 93 | 0 | 0 | 0 | 0 | 0 | 0 | 0 | 0 | 0 | 0 | 0 | 0 | 0 | 93 | 0 | 0 | 0 | 0 | 0 | 0 | 0 | 0 | 0 | 0 | 0 | 0 | 0 |
| PORTUGAL | 92 | 1 | 1 | 1 | 1 | 2 | 1 | 1 | 1 | 2 | 2 | 1 | 2 | 15 | 92 | 1 | 1 | 1 | 1 | 2 | 1 | 1 | 1 | 2 | 2 | 1 | 2 | 15 | 92 | 1 | 1 | 1 | 1 | 2 | 1 | 1 | 1 | 2 | 2 | 1 | 2 | 15 |
| UNITED KINGDOM | 93 | 0 | 3 | 3 | 5 | 5 | 6 | 3 | 5 | 4 | 3 | 6 | 7 | 48 | 93 | 0 | 3 | 3 | 5 | 5 | 6 | 3 | 5 | 4 | 3 | 6 | 7 | 48 | 93 | 0 | 3 | 3 | 5 | 5 | 6 | 3 | 5 | 4 | 3 | 6 | 7 | 48 |
| | 94 | 3 | 5 | 6 | 6 | 5 | 5 | 1 | 1 | 1 | 1 | 1 | 1 | 7 | 94 | 3 | 5 | 6 | 6 | 5 | 5 | 1 | 1 | 1 | 1 | 1 | 1 | 7 | 94 | 3 | 5 | 6 | 6 | 5 | 5 | 1 | 1 | 1 | 1 | 1 | 1 | 7 |

| | GROSSRINDER BRUTTOEIGENERZEUGUNG | | | | | | | | | | | | ADULT CATTLE GROSS INDIGENOUS PRODUCTION | | | | | | | | | | | | GROS BOVINS PRODUCTION INDIGENE BRUTE | | | | | | | | | | | | | | | | | | | | | | | | | | | | | | | | | | | | | | | | | | | | | |
|------------------|-------------------------------------|-------|-------|-------|-------|-------|-------|-------|-------|-------|-------|-------|---|--------|-----|-----|-----|-----|-----|-----|-----|-----|-----|-----|--|-------|-----|------|-----|-----|------|------|-------|------|------|------|------|------|-------|------|----|-----|----|----|--------|--------|--------|--------|--------|--------|--------|-------|-------|-----|------|-----|----|----|--------|--------|--------|--------|--------|--------|-------|-------|------|-----|-----|-----|
| | I | | | I | | | I | | | I | | | I | | | I | | | I | | | I | | | I | | | I | | | | | | | | | | | | | | | | | | | | | | | | | | | | | | | | | | | | | | | | | | |
| | JAN | FEB | MAR | APR | MAY | JUN | JUL | AUG | SEP | OCT | NOV | DEC | TOTAL | JAN | FEB | MAR | APR | MAY | JUN | JUL | AUG | SEP | OCT | NOV | DEC | TOTAL | JAN | FEB | MAR | APR | MAY | JUN | JUL | AUG | SEP | OCT | NOV | DEC | TOTAL | | | | | | | | | | | | | | | | | | | | | | | | | | | | | | | |
| EUR 12 | 1000 STUECK | | | | | | | | | | | | 1000 HEAD | | | | | | | | | | | | 1000 TETES | | | | | | | | | | | | | | | | | | | | | | | | | | | | | | | | | | | | | | | | | | | | | |
| BELGIUM-BELGIQUE | 92 | 2139: | 1871: | 2127: | 2053: | 1822: | 1986: | 1945: | 1932: | 2197: | 2267: | 2153: | 2002: | 24495: | 92 | 69 | 59 | 67 | 64 | 54 | 60 | 59 | 61 | 65 | 69 | 77 | 67 | 771 | 93 | 66 | 60 | 73 | 61 | 60 | 66 | 58 | 64 | 67 | 72 | 71 | 70 | 787 | % | 93 | -5,4 | 2,1 | 8,6 | -3,8 | 9,2 | 10,2 | -1,1 | 4,8 | 3,7 | 3,2 | -7,2 | 3,8 | %+ | 93 | -5,4 | -2,0 | 1,7 | 0,3 | 1,9 | 3,2 | 2,6 | 2,9 | 3,0 | 3,0 | 1,9 | 2,1 |
| DANMARK | 92 | 77 | 64 | 75 | 64 | 69 | 78 | 56 | 65 | 69 | 78 | 76 | 67 | 839 | 93 | 65: | 57: | 72: | 49: | 51: | 86: | 60: | 67: | 72: | 69: | 80: | 58: | 789: | 94 | 67: | 57: | 63: | 60: | 64: | 60: | 47: | 62: | 67: | : | : | : | : | % | 94 | 2,6: | -1,2: | -12,2: | 21,2: | 26,8: | -30,1: | -22,4: | -7,0: | -8,0: | : | : | : | %+ | 94 | 2,6: | 0,8: | -4,0: | 1,1: | 5,5: | -2,5: | -5,2: | -5,8: | : | : | : | : |
| DEUTSCHLAND | 92 | 528 | 459 | 549 | 508 | 472 | 486 | 478 | 470 | 497 | 505 | 477 | 452 | 5882 | 93 | 411 | 396 | 488 | 419 | 390 | 435 | 371 | 403 | 441 | 417 | 468 | 423 | 5060 | 94 | 396 | 369 | 435 | 371 | 368 | 370 | 293 | : | : | : | : | : | : | % | 94 | -3,7 | -6,7 | -10,8 | -11,4 | -5,6 | -14,9 | -20,9 | : | : | : | : | : | %+ | 94 | -3,7 | -5,2 | -7,3 | -8,3 | -7,8 | -9,0 | : | : | : | : | : | : |
| ELLADA | 92 | 19 | 20 | 20 | 19 | 13 | 20 | 21 | 22 | 16 | 15 | 11 | 11 | 208 | 93 | 22 | 18 | 18 | 18 | 19 | 18 | 20 | 22 | 21 | 19 | : | : | : | % | 93 | 17,0 | -9,8 | -10,7 | -6,7 | 38,9 | -8,9 | -4,5 | -1,5 | 32,9 | 23,9 | : | : | %+ | 93 | 17,0 | 3,2 | -1,5 | -2,8 | 3,3 | 1,1 | 0,2 | -0,0 | 3,1 | 4,8 | : | : | | | | | | | | | | | | | | |
| ESPANA | 92 | 146 | 147 | 164 | 170 | 164 | 194 | 195 | 193 | 180 | 186 | 158 | 167 | 2064 | 93 | 158 | 148 | 167 | 156 | 162 | 154 | 159 | 168 | 160 | 154 | 155 | 180 | 1920 | 94 | 153 | 138 | 161 | 155 | : | : | : | : | : | : | : | : | : | % | 94 | -2,7 | -6,8 | -3,8 | -1,0 | : | : | : | : | : | : | : | : | %+ | 94 | -2,7 | -4,7 | -4,4 | -3,5 | : | : | : | : | : | : | : | : |
| FRANCE | 92 | 515 | 425 | 492 | 480 | 395 | 426 | 432 | 414 | 509 | 514 | 491 | 510 | 5603 | 93 | 396 | 368 | 425 | 378 | 348 | 402 | 359 | 388 | 429 | 400 | 400 | 386 | 4679 | 94 | 375 | 341 | 413 | 362 | 349 | 346 | : | : | : | : | : | : | : | % | 94 | -5,3 | -7,6 | -2,9 | -4,2 | 0,2 | -13,9 | : | : | : | : | : | : | %+ | 94 | -5,3 | -6,4 | -5,1 | -4,9 | -4,0 | -5,7 | : | : | : | : | : | : |
| IRELAND | 92 | 114 | 105 | 149 | 133 | 110 | 109 | 121 | 128 | 224 | 278 | 220 | 129 | 1820 | 93 | 126 | 131 | 149 | 179 | 99 | 121 | 138 | 142 | 187 | 209 | 245 | 132 | 1858 | 94 | 109 | 106 | 165 | 167 | : | : | : | : | : | : | : | : | : | % | 94 | -13,5 | -19,1 | 10,5 | -6,4 | : | : | : | : | : | : | : | : | %+ | 94 | -13,5 | -16,4 | -6,5 | -6,5 | : | : | : | : | : | : | : | : |
| ITALIA | 92 | 192 | 196 | 215 | 181 | 193 | 255 | 179 | 207 | 225 | 134 | 215 | 178 | 2370 | 93 | 238 | 216 | 259 | 223 | 226 | 263 | 219 | 248 | 272 | 227 | 286 | 224 | 2901 | 94 | 251 | 229 | 240 | 223 | 237 | : | : | : | : | : | : | : | : | % | 94 | 5,3 | 6,0 | -7,2 | 0,1 | 4,9 | : | : | : | : | : | : | : | %+ | 94 | 5,3 | 5,6 | 1,0 | 0,8 | 1,6 | : | : | : | : | : | : | : |
| LUXEMBOURG | 92 | 2 | 2 | 2 | 2 | 2 | 2 | 2 | 2 | 2 | 2 | 2 | 2 | 24 | 93 | 2 | 2 | 2 | 1 | 2 | 2 | 2 | 2 | 2 | 2 | 2 | 2 | 21 | 94 | 2 | 1 | 2 | 1 | 2 | 2 | 1 | 2 | 2 | : | : | : | : | % | 94 | -4,4 | -14,6 | -7,9 | -4,2 | -15,4 | 9,1 | -9,5 | -13,1 | -10,1 | : | : | : | %+ | 94 | -4,4 | -9,0 | -8,6 | -7,7 | -9,3 | -6,8 | -7,2 | -8,0 | -8,2 | : | : | : |
| NEDERLAND | 92 | 125 | 105 | 111 | 97 | 97 | 95 | 87 | 89 | 104 | 102 | 105 | 106 | 1224 | 93 | 106 | 98 | 115 | 92 | 85 | 101 | 70 | 85 | 92 | 94 | 110 | 104 | 1153 | 94 | 103 | 96 | 102 | 97 | 92 | 84 | : | : | : | : | : | : | : | % | 94 | -3,6 | -2,5 | -11,3 | 5,6 | 8,8 | -17,1 | : | : | : | : | : | : | %+ | 94 | -3,6 | -3,1 | -6,0 | -3,4 | -1,3 | -4,0 | : | : | : | : | : | : |
| PORTUGAL | 92 | 36: | 27: | 29: | 33: | 30: | 33: | 38: | 45: | 41: | 35: | 38: | 40: | 424: | 93 | 38: | 33: | 39: | 37: | 36: | 34: | 36: | 42: | 35: | 30: | 32: | 31: | 422: | 94 | 28: | 24: | 29: | 24: | 29: | 24: | : | : | : | : | : | : | : | % | 94 | -25,9: | -26,3: | -24,9: | -34,5: | -19,9: | -28,0: | : | : | : | : | : | : | %+ | 94 | -25,9: | -26,1: | -25,7: | -27,9: | -26,3: | -26,6: | : | : | : | : | : | : |
| UNITED KINGDOM | 92 | 316 | 262 | 253 | 300 | 222 | 228 | 279 | 236 | 265 | 348 | 284 | 273 | 3267 | | | | | | | | | | | | | | | | | | | | | | | | | | | | | | | | | | | | | | | | | | | | | | | | | | | | | | | | |

| | GROSSRINDER BRUTTOEIGENERZEUGUNG | | | | ADULT CATTLE GROSS INDIGENOUS PRODUCTION | | | | | | | | GROS BOVINS PRODUCTION INDIGENE BRUTE | | |
|-----------------|-------------------------------------|-------------|-------------|-------------|---|-------------|-------------|-------------|-------------|-------------|-------------|-------------|--|-------------|-------------|
| | I I I | I I I | I I I | I I I | I I I | I I I | I I I | I I I | I I I | I I I | I I I | I I I | I I I | I I I | I I I |
| | JAN | FEB | MAR | APR | MAY | JUN | JUL | AUG | SEP | OCT | NOV | DEC | TOTAL | | |
| | 1000 TONNEN | | | | 1000 TONS | | | | | | | | 1000 TONNES | | |
| EUR 12 | 92 | 662: | 570: | 654: | 632: | 564: | 602: | 598: | 593: | 675: | 700: | 670: | 623: | 7545: | |
| BELGIE-BELGIQUE | 92 | 28 | 23 | 27 | 26 | 22 | 24 | 24 | 25 | 27 | 28 | 31 | 28 | 313 | |
| | 93 | 27 | 25 | 29 | 26 | 25 | 27 | 25 | 27 | 28 | 29 | 29 | 29 | 325 | |
| % | 93 | -4,4 | 8,1 | 9,1 | -0,2 | 15,7 | 12,4 | 3,7 | 8,6 | 4,1 | 2,0 | -7,3 | 2,6 | | |
| %+ | 93 | -4,4 | 1,2 | 3,9 | 2,9 | 5,1 | 6,3 | 5,9 | 6,3 | 6,0 | 5,6 | 4,2 | 4,0 | | |
| DANMARK | 92 | 20 | 17 | 19 | 17 | 18 | 20 | 14 | 17 | 17 | 20 | 20 | 17 | 216 | |
| | 93 | 17: | 15: | 19: | 13: | 13: | 22: | 15: | 17: | 19: | 18: | 21: | 15: | 204: | |
| % | 94 | 17: | 14: | 16: | 15: | 16: | 15: | 12: | 15: | 16: | 16: | 16: | 16: | | |
| %+ | 94 | 1,8: | -2,7: | -14,4: | 18,8: | 23,5: | -31,4: | -24,2: | -10,0: | -11,8: | : | : | : | | |
| DEUTSCHLAND | 92 | 163 | 143 | 172 | 160 | 149 | 154 | 150 | 148 | 157 | 160 | 150 | 144 | 1851 | |
| | 93 | 131 | 127 | 157 | 135 | 125 | 141 | 119 | 129 | 141 | 133 | 148 | 136 | 1622 | |
| % | 94 | 126 | 112 | 138 | 118 | 117 | 119 | 93 | : | : | : | : | : | | |
| %+ | 94 | -4,5 | -11,8 | -11,6 | -12,0 | -6,2 | -15,3 | -22,0 | : | : | : | : | : | | |
| ELLADA | 92 | 5 | 5 | 5 | 5 | 4 | 5 | 5 | 6 | 4 | 4 | 4 | 4 | 56 | |
| | 93 | 6 | 5 | 5 | 4 | 5 | 5 | 5 | 5 | 5 | 5 | 5 | 5 | | |
| % | 93 | 9,6 | -10,3 | -8,1 | -9,8 | 21,9 | -8,4 | -6,1 | -6,3 | 21,0 | 12,0 | : | : | | |
| %+ | 93 | 9,6 | -0,3 | -2,9 | -4,6 | -0,4 | -1,8 | -2,5 | -3,0 | -0,7 | 0,4 | : | : | | |
| ESPANA | 92 | 40 | 37 | 41 | 43 | 41 | 49 | 49 | 49 | 45 | 46 | 40 | 42 | 521 | |
| | 93 | 39 | 37 | 41 | 39 | 40 | 39 | 40 | 41 | 40 | 38 | 38 | 44 | 476 | |
| % | 94 | 39 | 34 | 40 | 39 | : | : | : | : | : | : | : | : | | |
| %+ | 94 | -0,9 | -5,5 | -2,5 | 0,3 | : | : | : | : | : | : | : | : | | |
| FRANCE | 92 | 160 | 131 | 154 | 153 | 127 | 142 | 142 | 136 | 156 | 154 | 151 | 159 | 1764 | |
| | 93 | 128 | 120 | 141 | 125 | 118 | 137 | 124 | 133 | 141 | 131 | 134 | 131 | 1562 | |
| % | 94 | 125 | 113 | 137 | 120 | 119 | 119 | : | : | : | : | : | : | | |
| %+ | 94 | -2,2 | -6,1 | -3,0 | -3,5 | 1,2 | -13,0 | : | : | : | : | : | : | | |
| IRELAND | 92 | 36 | 34 | 49 | 43 | 35 | 35 | 39 | 42 | 76 | 95 | 73 | 41 | 598 | |
| | 93 | 41 | 43 | 47 | 59 | 32 | 38 | 43 | 47 | 62 | 68 | 82 | 43 | 604 | |
| % | 94 | 34 | 33 | 51 | 53 | : | : | : | : | : | : | : | : | | |
| %+ | 94 | -18,0 | -23,5 | 8,4 | -10,4 | : | : | : | : | : | : | : | : | | |
| ITALIA | 92 | 65 | 64 | 69 | 57 | 62 | 67 | 57 | 63 | 71 | 48 | 72 | 62 | 757 | |
| | 93 | 74 | 67 | 77 | 66 | 67 | 76 | 64 | 70 | 82 | 66 | 86 | 68 | 864 | |
| % | 94 | 76 | 73 | 73 | 65 | 71 | : | : | : | : | : | : | : | | |
| %+ | 94 | 2,4 | 8,4 | -5,2 | -0,6 | 6,6 | : | : | : | : | : | : | : | | |
| LUXEMBOURG | 92 | 1 | 1 | 1 | 1 | 1 | 1 | 1 | 1 | 1 | 1 | 1 | 1 | 7 | |
| | 93 | 1 | 0 | 1 | 1 | 0 | 0 | 1 | 1 | 1 | 1 | 1 | 1 | 7 | |
| % | 94 | 1 | 0 | 1 | 0 | 1 | 0 | 0 | 1 | 1 | : | : | : | | |
| %+ | 94 | -2,7 | -15,6 | -7,5 | -4,8 | -13,1 | 10,1 | -7,0 | -11,6 | -8,3 | : | : | : | | |
| NEDERLAND | 92 | 40 | 34 | 36 | 33 | 32 | 31 | 28 | 29 | 33 | 33 | 35 | 35 | 401 | |
| | 93 | 35 | 32 | 37 | 31 | 27 | 33 | 24 | 27 | 30 | 31 | 36 | 34 | 377 | |
| % | 94 | 34 | 31 | 34 | 32 | 30 | 27 | : | : | : | : | : | : | | |
| %+ | 94 | -3,1 | -3,1 | -8,1 | 2,5 | 9,1 | -16,5 | : | : | : | : | : | : | | |
| PORTUGAL | 92 | 11: | 6: | 7: | 8: | 8: | 8: | 9: | 11: | 11: | 9: | 9: | 10: | 108: | |
| | 93 | 9: | 8: | 10: | 9: | 9: | 9: | 9: | 11: | 9: | 8: | 8: | 8: | 107: | |
| % | 94 | 7: | 6: | 7: | 6: | 7: | 6: | 6: | 6: | 6: | 6: | 6: | 6: | | |
| %+ | 94 | -22,5: | -25,4: | -22,6: | -32,6: | -19,5: | -25,1: | : | : | : | : | : | : | | |
| UNITED KINGDOM | 92 | 93 | 76 | 74 | 88 | 65 | 66 | 80 | 67 | 77 | 102 | 84 | 80 | 953 | |

GROSSRINDER
AUSSENHANDELADULT CATTLE
EXTERNAL TRADEGROS BOVINS
COMMERCE EXTERIEUR

| | 1000 TONNEN | | | | | | | | | | | | 1000 TONS | 1000 TONNES | | | | | | | | | | | | | | | | | | | | | | | | | | | |
|-----------------|------------------------|-----|-----|-----|------------------------|-----|-----|-----|-------------------------------|-----|-----|-----|-----------|------------------------|-----|-----|-----|------------------------|-----|-----|-----|-------------------------------|-----|-----|-----|-----|-------|--|-----|-----|-----|-----|-----|-----|-----|-----|-----|-----|-----|-----|-------|
| | EINFUHR LEBENDER TIERE | | | | IMPORT OF LIVE ANIMALS | | | | IMPORTATION D'ANIMAUX VIVANTS | | | | | AUSFUHR LEBENDER TIERE | | | | EXPORT OF LIVE ANIMALS | | | | EXPORTATION D'ANIMAUX VIVANTS | | | | | | | | | | | | | | | | | | | |
| | JAN | FEB | MAR | APR | MAY | JUN | JUL | AUG | SEP | OCT | NOV | DEC | TOTAL | | JAN | FEB | MAR | APR | MAY | JUN | JUL | AUG | SEP | OCT | NOV | DEC | TOTAL | | JAN | FEB | MAR | APR | MAY | JUN | JUL | AUG | SEP | OCT | NOV | DEC | TOTAL |
| EUR 12 | 6: | 3: | 1: | 6: | 7: | 16: | 6: | 5: | 13: | 11: | 11: | 11: | 95: | | 8: | 6: | 8: | 10: | 6: | 5: | 5: | 5: | 7: | 6: | 9: | 8: | 84: | | | | | | | | | | | | | | |
| BELG-LUXEMBOURG | 1 | 1 | 1 | 2 | 1 | 2 | 1 | 1 | 2 | 2 | 1 | 1 | 16 | | 3 | 3 | 3 | 3 | 3 | 3 | 2 | 3 | 3 | 3 | 3 | 3 | 36 | | | | | | | | | | | | | | |
| DANMARK | 1 | 1 | 1 | 1 | 0 | 1 | 1 | 1 | 1 | 2 | 0 | 1 | 9 | | 3 | 2 | 3 | 2 | 2 | 2 | 2 | 2 | 2 | 2 | 2 | 2 | 29 | | | | | | | | | | | | | | |
| DEUTSCHLAND | 2 | 2 | 2 | 3 | 2 | 1 | 2 | 2 | 4 | 5 | 5 | 5 | 34 | | 11 | 10 | 15 | 13 | 12 | 10 | 10 | 9 | 8 | 8 | 8 | 10 | 124 | | | | | | | | | | | | | | |
| ELLADA | 1 | 0 | 1 | 1 | 2 | 1 | 1 | 1 | 1 | 1 | 2 | 2 | 13 | | 9 | 5 | 9 | 10 | 6 | 16 | 9 | 10 | 9 | 8 | 9 | 14 | 105 | | | | | | | | | | | | | | |
| ESPAÑA | 0 | 0 | 1 | 0 | 0 | 0 | 0 | 0 | 1 | 1 | 1 | 1 | 6 | | 0 | 0 | 0 | 0 | 0 | 1 | 1 | 1 | 0 | 0 | 0 | 0 | 3 | | | | | | | | | | | | | | |
| FRANCE | 2 | 1 | 2 | 2 | 3 | 2 | 2 | 2 | 2 | 2 | 2 | 1 | 24 | | 18 | 17 | 17 | 16 | 12 | 11 | 12 | 12 | 21 | 25 | 20 | 20 | 200 | | | | | | | | | | | | | | |
| IRELAND | 0 | 0 | 0 | 0 | 0 | 0 | 0 | 0 | 0 | 0 | 0 | 0 | 2 | | 12 | 12 | 12 | 14 | 11 | 13 | 11 | 12 | 18 | 14 | 13 | 11 | 152 | | | | | | | | | | | | | | |
| ITALIA | 21 | 17 | 18 | 20 | 16 | 25 | 16 | 15 | 28 | 30 | 24 | 24 | 255 | | 0 | 0 | 1 | 0 | 1 | 0 | 0 | 0 | 0 | 0 | 0 | 0 | 3 | | | | | | | | | | | | | | |
| NEDERLAND | 11 | 13 | 10 | 10 | 10 | 10 | 9 | 9 | 12 | 12 | 10 | 16 | 133 | | 12 | 12 | 14 | 14 | 11 | 13 | 11 | 12 | 18 | 14 | 13 | 11 | 152 | | | | | | | | | | | | | | |
| PORTUGAL | 4 | 5 | 6 | 6 | 6 | 7 | 6 | 6 | 6 | 6 | 5 | 6 | 69 | | 0 | 0 | 0 | 0 | 0 | 0 | 0 | 0 | 0 | 0 | 0 | 0 | 3 | | | | | | | | | | | | | | |
| UNITED KINGDOM | 3 | 4 | 4 | 6 | 6 | 5 | 8 | 7 | 6 | 4 | 5 | 6 | 65 | | 0 | 0 | 0 | 0 | 0 | 0 | 0 | 0 | 0 | 0 | 0 | 0 | 3 | | | | | | | | | | | | | | |
| EUR 12 | 1 | 2 | 2 | 2 | 1 | 1 | 0 | 0 | 1 | 2 | 0 | 0 | 12 | | 11 | 11 | 14 | 14 | 10 | 10 | 10 | 10 | 10 | 10 | 10 | 10 | 105 | | | | | | | | | | | | | | |
| BELG-LUXEMBOURG | 3 | 3 | 3 | 3 | 3 | 3 | 2 | 3 | 3 | 3 | 3 | 3 | 36 | | 2 | 2 | 3 | 2 | 2 | 2 | 2 | 2 | 2 | 2 | 2 | 2 | 19 | | | | | | | | | | | | | | |
| DANMARK | 3 | 2 | 3 | 2 | 2 | 2 | 2 | 2 | 2 | 2 | 2 | 2 | 29 | | 0 | 0 | 0 | 0 | 0 | 0 | 0 | 0 | 0 | 0 | 0 | 0 | 3 | | | | | | | | | | | | | | |
| DEUTSCHLAND | 11 | 10 | 15 | 13 | 12 | 10 | 10 | 9 | 8 | 8 | 8 | 10 | 124 | | 0 | 0 | 1 | 0 | 1 | 0 | 0 | 0 | 0 | 0 | 0 | 0 | 3 | | | | | | | | | | | | | | |
| ELLADA | 9 | 5 | 9 | 10 | 6 | 16 | 9 | 10 | 9 | 8 | 9 | 14 | 105 | | 0 | 0 | 0 | 0 | 0 | 0 | 0 | 0 | 0 | 0 | 0 | 0 | 3 | | | | | | | | | | | | | | |
| ESPAÑA | 0 | 0 | 0 | 0 | 0 | 1 | 1 | 1 | 0 | 0 | 0 | 0 | 3 | | 0 | 0 | 0 | 0 | 0 | 0 | 0 | 0 | 0 | 0 | 0 | 0 | 3 | | | | | | | | | | | | | | |
| FRANCE | 18 | 17 | 17 | 16 | 12 | 11 | 12 | 12 | 21 | 25 | 20 | 20 | 200 | | 0 | 0 | 0 | 0 | 0 | 0 | 0 | 0 | 0 | 0 | 0 | 0 | 3 | | | | | | | | | | | | | | |
| IRELAND | 2 | 2 | 3 | 3 | 2 | 2 | 1 | 2 | 4 | 5 | 6 | 4 | 35 | | 12 | 12 | 14 | 14 | 11 | 13 | 11 | 12 | 18 | 14 | 13 | 11 | 152 | | | | | | | | | | | | | | |
| ITALIA | 0 | 0 | 1 | 0 | 1 | 0 | 0 | 0 | 0 | 0 | 0 | 0 | 3 | | 0 | 0 | 0 | 0 | 0 | 0 | 0 | 0 | 0 | 0 | 0 | 0 | 3 | | | | | | | | | | | | | | |
| NEDERLAND | 2 | 2 | 2 | 2 | 1 | 1 | 1 | 1 | 2 | 2 | 1 | 2 | 19 | | 0 | 0 | 0 | 0 | 0 | 0 | 0 | 0 | 0 | 0 | 0 | 0 | 3 | | | | | | | | | | | | | | |
| PORTUGAL | 1 | 1 | 1 | 2 | 2 | 1 | 1 | 1 | 1 | 1 | 2 | 2 | 17 | | 0 | 0 | 0 | 0 | 0 | 0 | 0 | 0 | 0 | 0 | 0 | 0 | 3 | | | | | | | | | | | | | | |
| UNITED KINGDOM | 0 | 0 | 0 | 0 | 0 | 0 | 0 | 1 | 1 | 1 | 1 | 1 | 7 | | 0 | 0 | 0 | 0 | 0 | 0 | 0 | 0 | 0 | 0 | 0 | 0 | 3 | | | | | | | | | | | | | | |

| | KALBER BRUTTOEIGENERZEUGUNG | | | | | | | | | | | | CALVES GROSS INDIGENOUS PRODUCTION | | | | | | | | | | | | VEAUX PRODUCTION INDIGENE BRUTE | |
|-----------------|--------------------------------|--------|--------|--------|--------|--------|--------|--------|--------|--------|-------|-------|---------------------------------------|------|-----|-----|-----|-----|-----|-----|-----|-----|-----|-----|------------------------------------|-------|
| | I | I | I | I | I | I | I | I | I | I | I | I | I | I | I | I | I | I | I | I | I | I | I | I | I | I |
| | JAN | FEB | MAR | APR | MAY | JUN | JUL | AUG | SEP | OCT | NOV | DEC | TOTAL | JAN | FEB | MAR | APR | MAY | JUN | JUL | AUG | SEP | OCT | NOV | DEC | TOTAL |
| | 1000 TONNEN | | | | | | | | | | | | 1000 TONS | | | | | | | | | | | | 1000 TONNES | |
| EUR 12 | 92 | 67: | 64: | 75: | 72: | 74: | 75: | 66: | 66: | 71: | 64: | 65: | 74: | 833: | | | | | | | | | | | | |
| BELGIE-BELGIQUE | 92 | 5 | 5 | 5 | 5 | 5 | 5 | 5 | 5 | 5 | 5 | 5 | 6 | 61 | | | | | | | | | | | | |
| | 93 | 4 | 5 | 6 | 5 | 5 | 5 | 4 | 5 | 5 | 5 | 4 | 6 | 59 | | | | | | | | | | | | |
| | X 93 | -9,4 | -9,9 | 14,8 | -8,1 | 1,2 | -2,7 | -13,5 | 4,8 | -0,4 | 9,1 | -27,6 | 8,1 | | | | | | | | | | | | | |
| | X+ 93 | -9,4 | -9,7 | -0,9 | -2,8 | -2,1 | -2,2 | -3,6 | -2,6 | -2,3 | -1,2 | -3,6 | -2,5 | | | | | | | | | | | | | |
| DANMARK | 92 | 0 | 0 | 0 | 0 | 0 | 0 | 0 | 0 | 0 | 0 | 0 | 0 | 1 | | | | | | | | | | | | |
| | 93 | 0: | 0: | 0: | 0: | 0: | 0: | 0: | 0: | 0: | 0: | 0: | 0: | 2: | | | | | | | | | | | | |
| | 94 | 0: | 0: | 1: | 0: | 1: | 0: | 0: | 0: | 0: | 0: | 0: | 0: | 1: | | | | | | | | | | | | |
| | X 94 | 400,0: | 400,0: | 500,0: | 400,0: | 200,0: | 150,0: | 150,0: | 150,0: | 150,0: | : | : | : | : | | | | | | | | | | | | |
| | X+ 94 | 400,0: | 400,0: | 433,3: | 425,0: | 350,0: | 300,0: | 270,0: | 250,0: | 235,7: | : | : | : | : | | | | | | | | | | | | |
| DEUTSCHLAND | 92 | 6 | 5 | 6 | 7 | 6 | 6 | 5 | 4 | 5 | 5 | 5 | 7 | 67 | | | | | | | | | | | | |
| | 93 | 5 | 5 | 6 | 6 | 6 | 6 | 5 | 5 | 5 | 5 | 5 | 6 | 64 | | | | | | | | | | | | |
| | 94 | 5 | 5 | 6 | 5 | 6 | 5 | 5 | : | : | : | : | : | : | | | | | | | | | | | | |
| | X 94 | -5,9 | -6,4 | -8,1 | -19,3 | -1,3 | -11,3 | 0,5 | : | : | : | : | : | : | | | | | | | | | | | | |
| | X+ 94 | -5,9 | -6,1 | -6,9 | -10,3 | -8,4 | -8,9 | -7,7 | : | : | : | : | : | : | | | | | | | | | | | | |
| ELLADA | 92 | 1 | 1 | 1 | 1 | 1 | 1 | 1 | 1 | 1 | 1 | 1 | 1 | 11 | | | | | | | | | | | | |
| | 93 | 1 | 1 | 1 | 1 | 1 | 1 | 1 | 1 | 1 | 1 | 1 | 1 | : | | | | | | | | | | | | |
| | X 93 | -34,6 | -6,0 | -17,8 | -29,0 | -25,4 | -10,0 | -12,9 | -13,3 | -47,7 | -36,9 | : | : | | | | | | | | | | | | | |
| | X+ 93 | -34,6 | -20,2 | -19,4 | -21,9 | -22,6 | -20,2 | -18,9 | -18,0 | -21,9 | -23,5 | : | : | | | | | | | | | | | | | |
| ESPAÑA | 92 | 0 | -0 | -0 | 1 | 1 | 1 | 1 | 1 | 1 | 1 | 0 | 0 | 7 | | | | | | | | | | | | |
| | 93 | 1 | 1 | 1 | 1 | 1 | 1 | 1 | 1 | 1 | 1 | 1 | 1 | 9 | | | | | | | | | | | | |
| | 94 | 1 | 1 | 1 | 1 | 1 | 1 | 1 | 1 | 1 | 1 | 1 | 1 | : | | | | | | | | | | | | |
| | X 94 | 36,9 | 78,1 | 73,5 | 38,6 | : | : | : | : | : | : | : | : | : | | | | | | | | | | | | |
| | X+ 94 | 36,9 | 54,0 | 59,6 | 54,3 | : | : | : | : | : | : | : | : | : | | | | | | | | | | | | |
| FRANCE | 92 | 28 | 25 | 29 | 26 | 25 | 28 | 27 | 25 | 27 | 25 | 24 | 26 | 316 | | | | | | | | | | | | |
| | 93 | 31 | 27 | 31 | 28 | 25 | 26 | 25 | 28 | 32 | 28 | 30 | 27 | 340 | | | | | | | | | | | | |
| | 94 | 30 | 24 | 30 | 26 | 27 | 25 | : | : | : | : | : | : | : | | | | | | | | | | | | |
| | X 94 | -5,5 | -10,5 | -3,5 | -4,9 | 8,2 | -4,9 | : | : | : | : | : | : | : | | | | | | | | | | | | |
| | X+ 94 | -5,5 | -7,9 | -6,3 | -6,0 | -3,5 | -3,7 | : | : | : | : | : | : | : | | | | | | | | | | | | |
| IRELAND | 92 | 0 | 0 | 0 | 0 | 1 | 0 | 0 | - | - | 0 | 0 | - | 2 | | | | | | | | | | | | |
| | 93 | 0 | 0 | 0 | 0 | 0 | 0 | 0 | 0 | 0 | 0 | 0 | 0 | 2 | | | | | | | | | | | | |
| | 94 | 0 | 0 | 0 | 0 | 0 | 0 | 0 | 0 | 0 | 0 | 0 | 0 | : | | | | | | | | | | | | |
| | X 94 | - | - | 100,0 | -100,0 | : | : | : | : | : | : | : | : | : | | | | | | | | | | | | |
| | X+ 94 | - | - | 33,3 | -33,3 | : | : | : | : | : | : | : | : | : | | | | | | | | | | | | |
| ITALIA | 92 | 11 | 14 | 17 | 15 | 20 | 17 | 13 | 15 | 13 | 12 | 13 | 16 | 176 | | | | | | | | | | | | |
| | 93 | 8 | 9 | 14 | 14 | 18 | 12 | 11 | 11 | 6 | 3 | 6 | 1 | 113 | | | | | | | | | | | | |
| | 94 | 8 | 11 | 11 | 11 | 14 | : | : | : | : | : | : | : | : | | | | | | | | | | | | |
| | X 94 | -4,3 | 26,2 | -20,3 | -21,1 | -21,9 | : | : | : | : | : | : | : | : | | | | | | | | | | | | |
| | X+ 94 | -4,3 | 11,5 | -2,7 | -8,4 | -12,3 | : | : | : | : | : | : | : | : | | | | | | | | | | | | |
| LUXEMBOURG | 92 | 0 | 0 | 0 | 0 | 0 | 0 | 0 | 0 | 0 | 0 | 0 | 0 | 0 | | | | | | | | | | | | |
| | 93 | 0 | 0 | 0 | 0 | 0 | 0 | 0 | 0 | 0 | 0 | 0 | 0 | 0 | | | | | | | | | | | | |
| | 94 | 0 | 0 | 0 | 0 | 0 | 0 | 0 | 0 | 0 | 0 | 0 | 0 | 0 | | | | | | | | | | | | |
| | X 94 | - | 40,0 | 10,0 | 16,7 | 14,3 | - | 525,0 | 290,0 | 490,9 | : | : | : | : | | | | | | | | | | | | |
| | X+ 94 | - | 18,2 | 14,3 | 14,8 | 14,7 | 11,9 | 94,0 | 126,7 | 183,1 | : | : | : | : | | | | | | | | | | | | |
| NEDERLAND | 92 | 14 | 13 | 15 | 14 | 15 | 15 | 13 | 12 | 15 | 13 | 14 | 16 | 171 | | | | | | | | | | | | |
| | 93 | 12 | 12 | 16 | 15 | 15 | 17 | 13 | 14 | 16 | 14 | 16 | 16 | 177 | | | | | | | | | | | | |
| | 94 | 13 | 11 | 16 | 15 | 17 | 16 | : | : | : | : | : | : | : | | | | | | | | | | | | |
| | X 94 | 2,7 | -7,8 | 0,8 | -1,2 | 13,9 | -1,5 | : | : | : | : | : | : | : | | | | | | | | | | | | |
| | X+ 94 | 2,7 | -2,5 | -1,2 | -1,2 | 2,0 | 1,3 | : | : | : | : | : | : | : | | | | | | | | | | | | |
| PORTUGAL | 92 | 1: | 1: | 1: | 1: | 1: | 1: | 1: | 1: | 1: | 1: | 1: | 1: | 9: | | | | | | | | | | | | |
| | 93 | 1: | 1: | 1: | 1: | 1: | 1: | 1: | 1: | 1: | 1: | 1: | 1: | 8: | | | | | | | | | | | | |
| | 94 | 1: | 0: | 1: | 0: | 0: | 1: | : | : | : | : | : | : | : | | | | | | | | | | | | |
| | X 94 | -24,2: | -39,5: | -32,9: | -47,9: | -31,6: | -15,0: | : | : | : | : | : | : | : | | | | | | | | | | | | |
| | X+ 94 | -24,2: | -31,4: | -31,9: | -35,8: | -35,0: | -31,7: | : | : | : | : | : | : | : | | | | | | | | | | | | |
| UNITED KINGDOM | 92 | 1 | 1 | 1 | 1 | 1 | 1 | 1 | 1 | 2 | 2 | 1 | 1 | 13 | | | | | | | | | | | | |

| | KÄLBER AUSSENHANDEL | | | | | | | | | | | | CALVES EXTERNAL TRADE | | | | | | | | | | | | VEAUX COMMERCE EXTERIEUR | | | | | | | | | | | | | | | | | |
|-----------------|------------------------|-----|-----|-----|-----|-----|-----|-----|-----|-----|-----|-----|--------------------------|-----|-----|-----|-----|-----|-----|-----|-----|-----|-----|-----|-------------------------------|-------|-----|-----|-----|-----|-----|-----|-----|-----|-----|-----|-----|-----|-------|----|----|-----|
| | I | | | I | | | I | | | I | | | I | | | I | | | I | | | I | | | I | | | I | | | | | | | | | | | | | | |
| | JAN | FEB | MAR | APR | MAY | JUN | JUL | AUG | SEP | OCT | NOV | DEC | TOTAL | JAN | FEB | MAR | APR | MAY | JUN | JUL | AUG | SEP | OCT | NOV | DEC | TOTAL | JAN | FEB | MAR | APR | MAY | JUN | JUL | AUG | SEP | OCT | NOV | DEC | TOTAL | | | |
| | 1000 STUECK | | | | | | | | | | | | 1000 HEAD | | | | | | | | | | | | 1000 TETES | | | | | | | | | | | | | | | | | |
| | EINFUHR LEBENDER TIERE | | | | | | | | | | | | IMPORT OF LIVE ANIMALS | | | | | | | | | | | | IMPORTATION D'ANIMAUX VIVANTS | | | | | | | | | | | | | | | | | |
| EUR 12 | 92 | 21 | 7 | 2 | 10 | 4 | 14 | 76 | 53 | 43 | 30 | 22 | 15 | 252 | 92 | 21 | 7 | 2 | 10 | 4 | 14 | 76 | 53 | 43 | 30 | 22 | 15 | 252 | 92 | 21 | 7 | 2 | 10 | 4 | 14 | 76 | 53 | 43 | 30 | 22 | 15 | 252 |
| BELG-LUXEMBOURG | 92 | 7 | 4 | 4 | 6 | 12 | 13 | 14 | 9 | 13 | 11 | 11 | 12 | 115 | 92 | 7 | 4 | 4 | 6 | 12 | 13 | 14 | 9 | 13 | 11 | 11 | 12 | 115 | 92 | 7 | 4 | 4 | 6 | 12 | 13 | 14 | 9 | 13 | 11 | 11 | 12 | 115 |
| DANMARK | 93 | 27 | 6 | 8 | 14 | 15 | 19 | 17 | 16 | 16 | 15 | 20 | 15 | 188 | 93 | 27 | 6 | 8 | 14 | 15 | 19 | 17 | 16 | 16 | 15 | 20 | 15 | 188 | 93 | 27 | 6 | 8 | 14 | 15 | 19 | 17 | 16 | 16 | 15 | 20 | 15 | 188 |
| DEUTSCHLAND | 92 | - | - | - | - | - | - | - | - | - | - | - | - | - | 92 | - | - | - | - | - | - | - | - | - | - | - | - | - | 92 | - | - | - | - | - | - | - | - | - | - | - | - | - |
| ELLADA | 92 | 12 | 9 | 10 | 11 | 7 | 9 | 18 | 26 | 20 | 17 | 13 | 12 | 165 | 92 | 12 | 9 | 10 | 11 | 7 | 9 | 18 | 26 | 20 | 17 | 13 | 12 | 165 | 92 | 12 | 9 | 10 | 11 | 7 | 9 | 18 | 26 | 20 | 17 | 13 | 12 | 165 |
| ESPAÑA | 93 | 5 | 4 | 11 | 11 | 4 | 9 | 8 | 8 | 16 | 13 | 13 | 16 | 118 | 93 | 5 | 4 | 11 | 11 | 4 | 9 | 8 | 8 | 16 | 13 | 13 | 16 | 118 | 93 | 5 | 4 | 11 | 11 | 4 | 9 | 8 | 8 | 16 | 13 | 13 | 16 | 118 |
| FRANCE | 92 | 7 | 16 | 16 | 1 | 11 | 0 | 13 | 0 | - | 2 | 11 | 9 | 86 | 92 | 7 | 16 | 16 | 1 | 11 | 0 | 13 | 0 | - | 2 | 11 | 9 | 86 | 92 | 7 | 16 | 16 | 1 | 11 | 0 | 13 | 0 | - | 2 | 11 | 9 | 86 |
| IRELAND | 92 | 0 | - | - | - | - | - | - | - | - | 1 | 1 | 1 | 2 | 92 | 0 | - | - | - | - | - | - | - | - | 1 | 1 | 1 | 2 | 92 | 0 | - | - | - | - | - | - | - | - | - | 1 | 1 | 2 |
| ITALIA | 92 | 47 | 39 | 47 | 60 | 46 | 47 | 83 | 48 | 67 | 54 | 47 | 43 | 628 | 92 | 47 | 39 | 47 | 60 | 46 | 47 | 83 | 48 | 67 | 54 | 47 | 43 | 628 | 92 | 47 | 39 | 47 | 60 | 46 | 47 | 83 | 48 | 67 | 54 | 47 | 43 | 628 |
| NEDERLAND | 92 | 30 | 31 | 36 | 43 | 37 | 39 | 50 | 44 | 51 | 47 | 41 | 37 | 485 | 92 | 30 | 31 | 36 | 43 | 37 | 39 | 50 | 44 | 51 | 47 | 41 | 37 | 485 | 92 | 30 | 31 | 36 | 43 | 37 | 39 | 50 | 44 | 51 | 47 | 41 | 37 | 485 |
| PORTUGAL | 92 | 24 | 18 | 28 | 25 | 28 | 28 | 28 | 29 | 30 | 31 | 36 | 28 | 333 | 92 | 24 | 18 | 28 | 25 | 28 | 28 | 28 | 29 | 30 | 31 | 36 | 28 | 333 | 92 | 24 | 18 | 28 | 25 | 28 | 28 | 28 | 29 | 30 | 31 | 36 | 28 | 333 |
| UNITED KINGDOM | 92 | 0 | 0 | - | - | 0 | - | - | - | - | - | - | - | 0 | 92 | 0 | 0 | - | - | 0 | - | - | - | - | - | - | - | 0 | 92 | 0 | 0 | - | - | 0 | - | - | - | - | - | - | - | 0 |
| | AUSFUHR LEBENDER TIERE | | | | | | | | | | | | EXPORT OF LIVE ANIMALS | | | | | | | | | | | | EXPORTATION D'ANIMAUX VIVANTS | | | | | | | | | | | | | | | | | |
| EUR 12 | 92 | 22 | - | 18 | - | 10 | - | - | 2 | 24 | 17 | 12 | 5 | 83 | 92 | 22 | - | 18 | - | 10 | - | - | 2 | 24 | 17 | 12 | 5 | 83 | 92 | 22 | - | 18 | - | 10 | - | - | 2 | 24 | 17 | 12 | 5 | 83 |
| BELG-LUXEMBOURG | 92 | 15 | 18 | 20 | 18 | 14 | 14 | 10 | 9 | 12 | 12 | 9 | 12 | 160 | 92 | 15 | 18 | 20 | 18 | 14 | 14 | 10 | 9 | 12 | 12 | 9 | 12 | 160 | 92 | 15 | 18 | 20 | 18 | 14 | 14 | 10 | 9 | 12 | 12 | 9 | 12 | 160 |
| DANMARK | 92 | 0 | - | - | - | - | - | 0 | - | 0 | - | - | - | 0 | 92 | 0 | - | - | - | - | - | - | 0 | - | - | - | - | 0 | 92 | 0 | - | - | - | - | - | - | 0 | - | - | - | - | 0 |
| DEUTSCHLAND | 92 | 20 | 13 | 16 | 24 | 21 | 20 | 23 | 19 | 17 | 11 | 14 | 13 | 213 | 92 | 20 | 13 | 16 | 24 | 21 | 20 | 23 | 19 | 17 | 11 | 14 | 13 | 213 | 92 | 20 | 13 | 16 | 24 | 21 | 20 | 23 | 19 | 17 | 11 | 14 | 13 | 213 |
| ELLADA | 92 | 8 | 6 | 12 | 9 | 8 | 21 | 13 | 7 | 10 | 14 | 9 | 15 | 132 | 92 | 8 | 6 | 12 | 9 | 8 | 21 | 13 | 7 | 10 | 14 | 9 | 15 | 132 | 92 | 8 | 6 | 12 | 9 | 8 | 21 | 13 | 7 | 10 | 14 | 9 | 15 | 132 |
| ESPAÑA | 92 | 0 | 0 | 2 | 10 | 11 | 9 | 8 | 8 | 0 | 0 | - | - | 31 | 92 | 0 | 0 | 2 | 10 | 11 | 9 | 8 | 8 | 0 | 0 | - | - | 31 | 92 | 0 | 0 | 2 | 10 | 11 | 9 | 8 | 8 | 0 | 0 | - | - | 31 |
| FRANCE | 92 | 68 | 44 | 71 | 48 | 51 | 37 | 44 | 27 | 65 | 51 | 53 | 48 | 607 | 92 | 68 | 44 | 71 | 48 | 51 | 37 | 44 | 27 | 65 | 51 | 53 | 48 | 607 | 92 | 68 | 44 | 71 | 48 | 51 | 37 | 44 | 27 | 65 | 51 | 53 | 48 | 607 |
| IRELAND | 92 | 3 | 5 | 8 | 10 | 15 | 8 | 3 | 2 | 2 | 2 | 6 | 1 | 66 | 92 | 3 | 5 | 8 | 10 | 15 | 8 | 3 | 2 | 2 | 2 | 6 | 1 | 66 | 92 | 3 | 5 | 8 | 10 | 15 | 8 | 3 | 2 | 2 | 2 | 6 | 1 | 66 |
| ITALIA | 92 | 0 | - | - | - | 0 | 0 | - | - | 0 | - | - | - | 1 | 92 | 0 | - | - | - | 0 | 0 | - | - | 0 | - | - | - | 1 | 92 | 0 | - | - | - | 0 | 0 | - | - | 0 | - | - | - | 1 |
| NEDERLAND | 92 | 9 | 6 | 7 | 7 | 10 | 13 | 9 | 7 | 10 | 11 | 7 | 7 | 102 | 92 | 9 | 6 | 7 | 7 | 10 | 13 | 9 | 7 | 10 | 11 | 7 | 7 | 102 | 92 | 9 | 6 | 7 | 7 | 10 | 13 | 9 | 7 | 10 | 11 | 7 | 7 | 102 |
| PORTUGAL | 92 | 6 | 6 | 8 | 6 | 5 | 6 | 9 | 8 | 6 | 6 | 5 | 5 | 75 | 92 | 6 | 6 | 8 | 6 | 5 | 6 | 9 | 8 | 6 | 6 | 5 | 5 | 75 | 92 | 6 | 6 | 8 | 6 | 5 | 6 | 9 | 8 | 6 | 6 | 5 | 5 | 75 |
| UNITED KINGDOM | 92 | - | - | - | - | - | - | - | - | - | - | - | - | - | 92 | - | - | - | - | - | - | - | - | - | - | - | - | - | 92 | - | - | - | - | - | - | - | - | - | - | - | - | - |
| | 92 | 29 | 25 | 24 | 23 | 24 | 23 | 50 | 49 | 54 | 49 | 42 | 37 | 433 | 92 | 29 | 25 | 24 | 23 | 24 | 23 | 50 | 49 | 54 | 49 | 42 | 37 | 433 | 92 | 29 | 25 | 24 | 23 | 24 | 23 | 50 | 49 | 54 | 49 | 42 | 37 | 433 |

KÄLBER
AUSSENHANDELCALVES
EXTERNAL TRADEVEAUX
COMMERCE EXTERIEUR

| | 1000 TONNEN | | | | | | | | | | | | TOTAL |
|-----------------|-------------------------------|-----|-----|-----|-----|-----|-----|-----|-----|-----|-----|-----|-------|
| | JAN | FEB | MAR | APR | MAY | JUN | JUL | AUG | SEP | OCT | NOV | DEC | |
| EUR 12 | EINFUHR LEBENDER TIERE | | | | | | | | | | | | 9 |
| BELO-LUXEMBOURG | 0 | 0 | 0 | 1 | 0 | 1 | 3 | 2 | 1 | 1 | 1 | 1 | 9 |
| DANMARK | 0 | 0 | 0 | 1 | 1 | 1 | 1 | 1 | 1 | 1 | 2 | 1 | 11 |
| DEUTSCHLAND | 1 | 1 | 1 | 1 | 0 | 1 | 1 | 1 | 1 | 1 | 1 | 1 | 9 |
| ELLADA | 0 | 0 | 0 | 0 | 0 | 0 | 0 | 0 | 0 | 0 | 0 | 0 | 0 |
| ESPAÑA | 0 | 1 | 1 | 0 | 1 | 0 | 1 | 0 | 0 | 0 | 1 | 0 | 5 |
| FRANCE | 1 | 1 | 1 | 1 | 1 | 1 | 1 | 1 | 1 | 1 | 0 | 0 | 9 |
| IRELAND | 1 | 1 | 1 | 1 | 1 | 1 | 1 | 1 | 1 | 1 | 0 | 1 | 9 |
| ITALIA | 2 | 2 | 2 | 3 | 2 | 3 | 4 | 2 | 3 | 3 | 3 | 2 | 32 |
| NEDERLAND | 4 | 7 | 5 | 3 | 3 | 5 | 5 | 6 | 9 | 11 | 8 | 16 | 81 |
| PORTUGAL | 1 | 1 | 1 | 2 | 1 | 1 | 1 | 2 | 2 | 2 | 1 | 1 | 18 |
| UNITED KINGDOM | 1 | 2 | 1 | 1 | 1 | 1 | 1 | 1 | 1 | 1 | 2 | 1 | 14 |
| EUR 12 | AUSFUHR LEBENDER TIERE | | | | | | | | | | | | 0 |
| BELO-LUXEMBOURG | 2 | - | 1 | - | 1 | - | - | - | 1 | 1 | 0 | - | 3 |
| DANMARK | 1 | 1 | 1 | 1 | 1 | 1 | 1 | 1 | 1 | 1 | 1 | 1 | 9 |
| DEUTSCHLAND | 0 | 0 | 0 | 0 | 0 | 0 | 0 | 0 | 0 | 0 | 0 | 0 | 0 |
| ELLADA | 1 | 1 | 1 | 1 | 1 | 1 | 1 | 1 | 1 | 0 | 1 | 1 | 8 |
| ESPAÑA | 0 | 0 | 0 | 0 | 0 | 0 | 0 | 0 | 0 | 0 | 0 | 0 | 0 |
| FRANCE | 4 | 3 | 4 | 2 | 3 | 2 | 3 | 2 | 4 | 3 | 3 | 3 | 36 |
| IRELAND | 9 | 6 | 6 | 4 | 4 | 4 | 4 | 6 | 11 | 8 | 8 | 6 | 77 |
| ITALIA | 8 | 5 | 8 | 6 | 5 | 4 | 4 | 4 | 4 | 4 | 4 | 4 | 4 |
| NEDERLAND | 0 | 0 | 0 | 0 | 1 | 0 | 0 | 0 | 0 | 0 | 0 | 0 | 2 |
| PORTUGAL | 0 | 0 | 0 | 0 | 0 | 0 | 0 | 0 | 0 | 1 | 0 | 0 | 4 |
| UNITED KINGDOM | 0 | 0 | 0 | 0 | 0 | 0 | 0 | 0 | 0 | 0 | 1 | 0 | 4 |
| EUR 12 | EXPORTATION D'ANIMAUX VIVANTS | | | | | | | | | | | | 12 |
| BELO-LUXEMBOURG | 1 | 1 | 1 | 1 | 1 | 1 | 0 | 1 | 2 | 2 | 1 | 1 | 12 |

| | SCHWEINE BRUTTOEIGENERZEUGUNG | | | | PIGS GROSS INDIGENOUS PRODUCTION | | | | | | | | PORCS PRODUCTION INDIGENE BRUTE | | |
|-----------------|----------------------------------|--------|--------|--------|-------------------------------------|--------|--------|--------|--------|--------|--------|--------|------------------------------------|---------|---|
| | I | I | I | I | I | I | I | I | I | I | I | I | I | I | I |
| | JAN | FEB | MAR | APR | MAY | JUN | JUL | AUG | SEP | OCT | NOV | DEC | TOTAL | | |
| | 1000 STUECK | | | | 1000 HEAD | | | | | | | | 1000 TETES | | |
| EUR 12 | 92 | 15146: | 13297: | 14086: | 13564: | 12727: | 13781: | 13630: | 13450: | 14389: | 15303: | 15297: | 15992: | 170661: | |
| BELGIE-BELGIQUE | 92 | 762 | 671 | 763 | 730 | 699 | 823 | 702 | 785 | 841 | 837 | 848 | 802 | 9264 | |
| | 93 | 853 | 814 | 953 | 871 | 830 | 944 | 762 | 935 | 927 | 920 | 917 | 855 | 10582 | |
| % | 93 | 11,9 | 21,4 | 24,8 | 19,4 | 18,9 | 14,6 | 8,6 | 19,0 | 10,2 | 10,0 | 8,1 | 6,5 | | |
| %+ | 93 | 11,9 | 16,3 | 19,3 | 19,3 | 19,2 | 18,4 | 17,0 | 17,3 | 16,4 | 15,7 | 15,0 | 14,2 | | |
| DANMARK | 92 | 1603 | 1353 | 1554 | 1298 | 1382 | 1538 | 1484 | 1618 | 1637 | 1725 | 1669 | 1581 | 18443 | |
| | 93 | 1654 | 1493 | 1683 | 1120 | 1160 | 1950 | 1812 | 1879 | 1744 | 1815 | 1945 | 1741 | 19998 | |
| | 94 | 1782 | 1564 | 1740 | 1637 | 1647 | 1686 | 1650 | 1731 | 1883 | : | : | : | : | |
| % | 94 | 7,7 | 4,8 | 3,4 | 46,2 | 41,9 | -13,6 | -9,0 | -7,9 | 8,0 | : | : | : | : | |
| %+ | 94 | 7,7 | 6,3 | 5,3 | 13,0 | 17,7 | 11,0 | 7,7 | 5,4 | 5,7 | : | : | : | : | |
| DEUTSCHLAND | 92 | 3561 | 3075 | 3427 | 3161 | 3259 | 3349 | 3106 | 3163 | 3357 | 3536 | 3607 | 3416 | 40017 | |
| | 93 | 3438 | 3146 | 3711 | 3393 | 3334 | 3580 | 3228 | 3377 | 3409 | 3471 | 3524 | 3414 | 41026 | |
| | 94 | 3397 | 3197 | 3590 | 3138 | 3312 | 3295 | 2791 | : | : | : | : | : | : | |
| % | 94 | -1,2 | 1,6 | -3,3 | -7,5 | -0,7 | -8,0 | -13,6 | : | : | : | : | : | : | |
| %+ | 94 | -1,2 | 0,1 | -1,1 | -2,7 | -2,3 | -3,3 | -4,7 | : | : | : | : | : | : | |
| ELLADA | 92 | 225 | 195 | 165 | 161 | 154 | 168 | 169 | 175 | 175 | 192 | 218 | 401 | 2399 | |
| | 93 | 217 | 187 | 160 | 156 | 149 | 164 | 168 | 174 | 174 | 184 | : | : | : | |
| % | 93 | -3,7 | -4,5 | -3,0 | -3,0 | -3,1 | -2,4 | -0,5 | -0,8 | -0,5 | -4,6 | : | : | : | |
| %+ | 93 | -3,7 | -4,0 | -3,8 | -3,6 | -3,5 | -3,3 | -2,9 | -2,4 | -2,7 | : | : | : | : | |
| ESPANA | 92 | 2052 | 1990 | 1851 | 1868 | 1658 | 1920 | 1717 | 1818 | 2007 | 2306 | 2193 | 2520 | 23900 | |
| | 93 | 2302 | 2030 | 2217 | 2040 | 2024 | 1968 | 1735 | 1987 | 2170 | 2309 | 2411 | 2837 | 26032 | |
| | 94 | 2335 | 2145 | 2191 | 1897 | : | : | : | : | : | : | : | : | : | |
| % | 94 | 1,4 | 5,7 | -1,2 | -7,0 | : | : | : | : | : | : | : | : | : | |
| %+ | 94 | 1,4 | 3,4 | 1,9 | -0,2 | : | : | : | : | : | : | : | : | : | |
| FRANCE | 92 | 1946 | 1611 | 1778 | 1769 | 1583 | 1726 | 1798 | 1724 | 1884 | 1878 | 1826 | 1933 | 21456 | |
| | 93 | 1968 | 1804 | 2066 | 1903 | 1795 | 1992 | 1870 | 2039 | 2106 | 2014 | 2084 | 2082 | 23723 | |
| | 94 | 2125 | 1919 | 2152 | 1878 | 1955 | 2010 | : | : | : | : | : | : | : | |
| % | 94 | 8,0 | 6,4 | 4,2 | -1,3 | 8,9 | 0,9 | : | : | : | : | : | : | : | |
| %+ | 94 | 8,0 | 7,2 | 6,1 | 4,3 | 5,2 | 4,4 | : | : | : | : | : | : | : | |
| IRELAND | 92 | 240 | 199 | 224 | 216 | 207 | 230 | 240 | 223 | 252 | 232 | 252 | 231 | 2745 | |
| | 93 | 257 | 221 | 264 | 249 | 247 | 257 | 257 | 266 | 275 | 255 | 277 | 246 | 3071 | |
| | 94 | 237 | 219 | 270 | 241 | : | : | : | : | : | : | : | : | : | |
| % | 94 | -7,9 | -0,8 | 2,0 | -3,4 | : | : | : | : | : | : | : | : | : | |
| %+ | 94 | -7,9 | -4,6 | -2,2 | -2,5 | : | : | : | : | : | : | : | : | : | |
| ITALIA | 92 | 989 | 820 | 832 | 747 | 648 | 726 | 680 | 687 | 794 | 955 | 1072 | 1453 | 10404 | |
| | 93 | 1060 | 847 | 922 | 893 | 726 | 772 | 624 | 665 | 768 | 877 | 1076 | 1358 | 10589 | |
| | 94 | 1071 | 869 | 935 | 926 | 813 | : | : | : | : | : | : | : | : | |
| % | 94 | 1,1 | 2,8 | 1,3 | 3,7 | 11,9 | : | : | : | : | : | : | : | : | |
| %+ | 94 | 1,1 | 1,7 | 1,6 | 2,1 | 3,7 | : | : | : | : | : | : | : | : | |
| LUXEMBOURG | 92 | 8 | 7 | 9 | 8 | 6 | 8 | 7 | 7 | 8 | 8 | 9 | 9 | 95 | |
| | 93 | 9 | 8 | 10 | 8 | 8 | 10 | 8 | 9 | 9 | 9 | 10 | 9 | 108 | |
| | 94 | 10 | 8 | 10 | 8 | 10 | 8 | 8 | 9 | 9 | : | : | : | : | |
| % | 94 | 9,7 | 5,8 | -3,9 | 5,7 | 21,0 | -14,4 | -4,5 | -1,9 | 0,3 | : | : | : | : | |
| %+ | 94 | 9,7 | 7,9 | 3,4 | 3,9 | 7,1 | 3,1 | 2,0 | 1,5 | 1,4 | : | : | : | : | |
| NEDERLAND | 92 | 2122 | 1978 | 2103 | 2030 | 1845 | 1972 | 2046 | 1796 | 1967 | 1857 | 2073 | 2129 | 23918 | |
| | 93 | 2074 | 1901 | 2050 | 1896 | 1824 | 2185 | 2038 | 2052 | 2113 | 2032 | 2284 | 2233 | 24681 | |
| | 94 | 1930 | 1887 | 2131 | 1914 | 1976 | 1896 | : | : | : | : | : | : | : | |
| % | 94 | -7,0 | -0,7 | 4,0 | 1,0 | 8,4 | -13,2 | : | : | : | : | : | : | : | |
| %+ | 94 | -7,0 | -4,0 | -1,3 | -0,7 | 1,0 | -1,6 | : | : | : | : | : | : | : | |
| FORTUGAL | 92 | 255: | 256: | 259: | 257: | 224: | 232: | 343: | 336: | 326: | 307: | 313: | 340: | 3449: | |
| | 93 | 282 | 285: | 333: | 314 | 320 | 316 | 341 | 382 | 363 | 337 | 385 | 365 | 4023: | |
| | 94 | 329: | 291: | 370: | 320: | 365 | 352 | : | : | : | : | : | : | : | |
| % | 94 | 16,7: | 2,2: | 10,9: | 1,9: | 13,8 | 11,4 | : | : | : | : | : | : | : | |
| %+ | 94 | 16,7: | 9,4: | 10,0: | 7,9: | 9,1: | 9,5: | : | : | : | : | : | : | : | |
| UNITED KINGDOM | 92 | 1382 | 1143 | 1121 | 1318 | 1063 | 1088 | 1338 | 1118 | 1141 | 1470 | 1215 | 1178 | 14573 | |

| | SCHWEINE BRUTTOEIGENERZEUGUNG | | | | | | | | | | | | PIGS GROSS INDIGENOUS PRODUCTION | | | | | | | | | | | | PORCS PRODUCTION INDIGENE BRUTE | | | | | | | | | | | | | | | | | |
|-----------------|-------------------------------|-------|-------|-------|-------|-------|-------|-------|-------|-------|-------|-----------|----------------------------------|--------|-----|-------|-------|-------|-------|-------|-------|-------|-------|-------------|---------------------------------|-------|-------|--------|-----|-------|-------|-------|-------|-------|-------|-------|-------|-------|-------|-------|-------|--------|
| | I | | | I | | | I | | | I | | | I | | | I | | | I | | | I | | | I | | | I | | | | | | | | | | | | | | |
| | JAN | FEB | MAR | APR | MAY | JUN | JUL | AUG | SEP | OCT | NOV | DEC | TOTAL | JAN | FEB | MAR | APR | MAY | JUN | JUL | AUG | SEP | OCT | NOV | DEC | TOTAL | JAN | FEB | MAR | APR | MAY | JUN | JUL | AUG | SEP | OCT | NOV | DEC | TOTAL | | | |
| 1000 TONNEN | | | | | | | | | | | | 1000 TONS | | | | | | | | | | | | 1000 TONNES | | | | | | | | | | | | | | | | | | |
| EUR 12 | 92 | 1280: | 1129: | 1178: | 1140: | 1083: | 1157: | 1138: | 1124: | 1211: | 1296: | 1297: | 1333: | 14367: | 92 | 1280: | 1129: | 1178: | 1140: | 1083: | 1157: | 1138: | 1124: | 1211: | 1296: | 1297: | 1333: | 14367: | 92 | 1280: | 1129: | 1178: | 1140: | 1083: | 1157: | 1138: | 1124: | 1211: | 1296: | 1297: | 1333: | 14367: |
| BELGIE-BELGIQUE | 92 | 75 | 66 | 74 | 72 | 71 | 80 | 69 | 76 | 84 | 83 | 86 | 81 | 919 | 92 | 75 | 66 | 74 | 72 | 71 | 80 | 69 | 76 | 84 | 83 | 86 | 81 | 919 | 92 | 75 | 66 | 74 | 72 | 71 | 80 | 69 | 76 | 84 | 83 | 86 | 81 | 919 |
| % | 93 | 2,0 | 13,8 | 11,3 | 10,8 | 9,7 | 9,0 | 1,5 | 13,4 | 3,2 | 3,5 | -3,6 | -0,0 | 973 | 93 | 2,0 | 13,8 | 11,3 | 10,8 | 9,7 | 9,0 | 1,5 | 13,4 | 3,2 | 3,5 | -3,6 | -0,0 | 973 | 93 | 2,0 | 13,8 | 11,3 | 10,8 | 9,7 | 9,0 | 1,5 | 13,4 | 3,2 | 3,5 | -3,6 | -0,0 | 973 |
| %+ | 93 | 2,0 | 7,5 | 8,8 | 9,3 | 9,4 | 9,3 | 8,3 | 8,9 | 8,2 | 7,7 | 6,5 | 6,0 | | 93 | 2,0 | 7,5 | 8,8 | 9,3 | 9,4 | 9,3 | 8,3 | 8,9 | 8,2 | 7,7 | 6,5 | 6,0 | | 93 | 2,0 | 7,5 | 8,8 | 9,3 | 9,4 | 9,3 | 8,3 | 8,9 | 8,2 | 7,7 | 6,5 | 6,0 | |
| DANMARK | 92 | 121 | 101 | 117 | 97 | 104 | 115 | 112 | 121 | 123 | 131 | 125 | 117 | 1386 | 92 | 121 | 101 | 117 | 97 | 104 | 115 | 112 | 121 | 123 | 131 | 125 | 117 | 1386 | 92 | 121 | 101 | 117 | 97 | 104 | 115 | 112 | 121 | 123 | 131 | 125 | 117 | 1386 |
| % | 93 | 125 | 112 | 126 | 85 | 96 | 154 | 123 | 142 | 132 | 139 | 146 | 130 | 1510 | 93 | 125 | 112 | 126 | 85 | 96 | 154 | 123 | 142 | 132 | 139 | 146 | 130 | 1510 | 93 | 125 | 112 | 126 | 85 | 96 | 154 | 123 | 142 | 132 | 139 | 146 | 130 | 1510 |
| %+ | 94 | 134 | 117 | 128 | 123 | 122 | 125 | 114 | 127 | 140 | : | : | : | : | 94 | 134 | 117 | 128 | 123 | 122 | 125 | 114 | 127 | 140 | : | : | : | : | 94 | 134 | 117 | 128 | 123 | 122 | 125 | 114 | 127 | 140 | : | : | : | : |
| DEUTSCHLAND | 92 | 316 | 275 | 305 | 283 | 291 | 299 | 274 | 281 | 298 | 314 | 323 | 306 | 3565 | 92 | 316 | 275 | 305 | 283 | 291 | 299 | 274 | 281 | 298 | 314 | 323 | 306 | 3565 | 92 | 316 | 275 | 305 | 283 | 291 | 299 | 274 | 281 | 298 | 314 | 323 | 306 | 3565 |
| % | 93 | 311 | 284 | 334 | 301 | 299 | 321 | 287 | 303 | 305 | 317 | 322 | 311 | 3696 | 93 | 311 | 284 | 334 | 301 | 299 | 321 | 287 | 303 | 305 | 317 | 322 | 311 | 3696 | 93 | 311 | 284 | 334 | 301 | 299 | 321 | 287 | 303 | 305 | 317 | 322 | 311 | 3696 |
| %+ | 94 | 312 | 290 | 324 | 285 | 303 | 296 | 252 | : | : | : | : | : | : | 94 | 312 | 290 | 324 | 285 | 303 | 296 | 252 | : | : | : | : | : | : | 94 | 312 | 290 | 324 | 285 | 303 | 296 | 252 | : | : | : | : | : | : |
| ELLADA | 92 | 14 | 12 | 10 | 10 | 10 | 11 | 11 | 11 | 11 | 13 | 14 | 25 | 153 | 92 | 14 | 12 | 10 | 10 | 10 | 11 | 11 | 11 | 11 | 13 | 14 | 25 | 153 | 92 | 14 | 12 | 10 | 10 | 10 | 11 | 11 | 11 | 11 | 13 | 14 | 25 | 153 |
| % | 93 | 14 | 12 | 10 | 10 | 10 | 10 | 11 | 11 | 11 | 12 | : | : | : | 93 | 14 | 12 | 10 | 10 | 10 | 10 | 11 | 11 | 11 | 12 | : | : | : | 93 | 14 | 12 | 10 | 10 | 10 | 10 | 11 | 11 | 11 | 12 | : | : | : |
| %+ | 93 | -3,5 | -4,1 | -2,9 | -1,8 | -4,9 | -2,6 | -3,1 | -2,9 | 0,1 | -5,8 | : | : | : | 93 | -3,5 | -4,1 | -2,9 | -1,8 | -4,9 | -2,6 | -3,1 | -2,9 | 0,1 | -5,8 | : | : | : | 93 | -3,5 | -4,1 | -2,9 | -1,8 | -4,9 | -2,6 | -3,1 | -2,9 | 0,1 | -5,8 | : | : | : |
| ESPANA | 92 | 167 | 167 | 154 | 149 | 132 | 151 | 136 | 145 | 157 | 179 | 172 | 193 | 1902 | 92 | 167 | 167 | 154 | 149 | 132 | 151 | 136 | 145 | 157 | 179 | 172 | 193 | 1902 | 92 | 167 | 167 | 154 | 149 | 132 | 151 | 136 | 145 | 157 | 179 | 172 | 193 | 1902 |
| % | 93 | 189 | 172 | 179 | 162 | 162 | 155 | 147 | 153 | 169 | 182 | 192 | 219 | 2080 | 93 | 189 | 172 | 179 | 162 | 162 | 155 | 147 | 153 | 169 | 182 | 192 | 219 | 2080 | 93 | 189 | 172 | 179 | 162 | 162 | 155 | 147 | 153 | 169 | 182 | 192 | 219 | 2080 |
| %+ | 94 | 191 | 177 | 175 | 153 | : | : | : | : | : | : | : | : | : | 94 | 191 | 177 | 175 | 153 | : | : | : | : | : | : | : | : | : | 94 | 191 | 177 | 175 | 153 | : | : | : | : | : | : | : | : | : |
| FRANCE | 92 | 178 | 147 | 163 | 161 | 145 | 157 | 162 | 155 | 171 | 170 | 166 | 174 | 1949 | 92 | 178 | 147 | 163 | 161 | 145 | 157 | 162 | 155 | 171 | 170 | 166 | 174 | 1949 | 92 | 178 | 147 | 163 | 161 | 145 | 157 | 162 | 155 | 171 | 170 | 166 | 174 | 1949 |
| % | 93 | 179 | 164 | 187 | 171 | 161 | 177 | 166 | 182 | 189 | 182 | 190 | 187 | 2134 | 93 | 179 | 164 | 187 | 171 | 161 | 177 | 166 | 182 | 189 | 182 | 190 | 187 | 2134 | 93 | 179 | 164 | 187 | 171 | 161 | 177 | 166 | 182 | 189 | 182 | 190 | 187 | 2134 |
| %+ | 94 | 190 | 171 | 190 | 167 | 172 | 176 | : | : | : | : | : | : | : | 94 | 190 | 171 | 190 | 167 | 172 | 176 | : | : | : | : | : | : | : | 94 | 190 | 171 | 190 | 167 | 172 | 176 | : | : | : | : | : | : | : |
| IRELAND | 92 | 16 | 14 | 15 | 15 | 14 | 15 | 16 | 15 | 17 | 16 | 17 | 16 | 187 | 92 | 16 | 14 | 15 | 15 | 14 | 15 | 16 | 15 | 17 | 16 | 17 | 16 | 187 | 92 | 16 | 14 | 15 | 15 | 14 | 15 | 16 | 15 | 17 | 16 | 17 | 16 | 187 |
| % | 93 | 18 | 15 | 18 | 17 | 17 | 18 | 18 | 18 | 19 | 18 | 19 | 17 | 212 | 93 | 18 | 15 | 18 | 17 | 17 | 18 | 18 | 18 | 19 | 18 | 19 | 17 | 212 | 93 | 18 | 15 | 18 | 17 | 17 | 18 | 18 | 18 | 19 | 18 | 19 | 17 | 212 |
| %+ | 94 | 17 | 15 | 19 | : | : | : | : | : | : | : | : | : | : | 94 | 17 | 15 | 19 | : | : | : | : | : | : | : | : | : | : | 94 | 17 | 15 | 19 | : | : | : | : | : | : | : | : | : | : |
| ITALIA | 92 | 118 | 97 | 85 | 92 | 87 | 93 | 87 | 81 | 94 | 113 | 117 | 147 | 1214 | 92 | 118 | 97 | 85 | 92 | 87 | 93 | 87 | 81 | 94 | 113 | 117 | 147 | 1214 | 92 | 118 | 97 | 85 | 92 | 87 | 93 | 87 | 81 | 94 | 113 | 117 | 147 | 1214 |
| % | 93 | 125 | 104 | 106 | 103 | 93 | 94 | 84 | 82 | 93 | 106 | 127 | 146 | 1264 | 93 | 125 | 104 | 106 | 103 | 93 | 94 | 84 | 82 | 93 | 106 | 127 | 146 | 1264 | 93 | 125 | 104 | 106 | 103 | 93 | 94 | 84 | 82 | 93 | 106 | 127 | 146 | 1264 |
| %+ | 94 | 99 | 101 | 109 | 101 | 8,1 | : | : | : | : | : | : | : | : | 94 | 99 | 101 | 109 | 101 | 8,1 | : | : | : | : | : | : | : | : | 94 | 99 | 101 | 109 | 101 | 8,1 | : | : | : | : | : | : | : | : |
| LUXEMBOURG | 92 | 1 | 1 | 1 | 1 | 0 | 1 | 1 | 1 | 1 | 1 | 1 | 1 | 7 | 92 | 1 | 1 | 1 | 1 | 0 | 1 | 1 | 1 | 1 | 1 | 1 | 1 | 7 | 92 | 1 | 1 | 1 | 1 | 0 | 1 | 1 | 1 | 1 | 1 | 1 | 1 | 7 |
| % | 93 | 1 | 1 | 1 | 1 | 1 | 1 | 1 | 1 | 1 | 1 | 1 | 1 | 8 | 93 | 1 | 1 | 1 | 1 | 1 | 1 | 1 | 1 | 1 | 1 | 1 | 1 | 8 | 93 | 1 | 1 | 1 | 1 | 1 | 1 | 1 | 1 | 1 | 1 | 1 | 1 | 8 |
| %+ | 94 | 12,8 | 6,6 | -5,5 | 12,5 | 21,7 | -14,8 | -5,8 | -3,3 | 1,5 | : | : | : | : | 94 | 12,8 | 6,6 | -5,5 | 12,5 | 21,7 | -14,8 | -5,8 | -3,3 | 1,5 | : | : | : | : | 94 | 12,8 | 6,6 | -5,5 | 12,5 | 21,7 | -14,8 | -5,8 | -3,3 | 1,5 | : | : | : | : |
| NEDERLAND | 92 | 161 | 152 | 160 | 153 | 141 | 146 | 156 | 140 | 156 | 170 | 169 | 169 | 1861 | 92 | 161 | 152 | 160 | 153 | 141 | 146 | 156 | 140 | 156 | 170 | 169 | 169 | 1861 | 92 | 161 | 152 | 160 | 153 | 141 | 146 | 156 | 140 | 156 | 170 | 169 | 169 | 1861 |
| % | 93 | 165 | 148 | 175 | 156 | 143 | 167 | 163 | 168 | 170 | 163 | 169 | 168 | 1956 | 93 | 165 | 148 | 175 | 156 | 143 | 167 | 163 | 168 | 170 | 163 | 169 | 168 | 1956 | 93 | 165 | 148 | 175 | 156 | 143 | 167 | 163 | 168 | 170 | 163 | 169 | 168 | 1956 |
| %+ | 94 | 157 | 150 | 173 | 154 | 156 | 153 | : | : | : | : | : | : | : | 94 | 157 | 150 | 173 | 154 | 156 | 153 | : | : | : | : | : | : | : | 94 | 157 | 150 | 173 | 154 | 156 | 153 | : | : | : | : | : | : | : |
| PORTUGAL | 92 | 17: | 18: | 18: | 18: | 15: | 16: | 23: | 22: | 22: | 22: | 23: | 23: | 237: | 92 | 17: | 18: | 18: | 18: | 15: | 16: | 23: | 22: | 22: | 22: | 23: | 23: | 237: | 92 | 17: | 18: | 18: | 18: | 15: | 16: | 23: | 22: | 22: | 22: | 23: | 23: | 237: |
| % | 93 | 23 | 21: | 24: | 23 | 23 | 22 | 23 | 25 | 24 | 23 | 27 | 25 | 284: | 93 | 23 | 21: | 24: | 23 | 23 | 22 | 23 | 25 | 24 | 23 | 27 | 25 | 284: | 93 | 23 | 21: | 24: | 23 | 23 | 22 | 23 | 25 | 24 | 23 | 27 | 25 | 284: |
| %+ | 94 | 23 | 20: | 26: | 22: | 25 | 24 | : | : | : | : | : | : | : | 94 | 23 | 20: | 26: | 22: | 25 | 24 | : | : | : | : | : | : | : | 94 | 23 | 20: | 26: | 22: | 25 | 24 | : | : | : | : | : | : | : |
| UNITED KINGDOM | 92 | 95 | 77 | 76 | 89 | 72 | 73 | 90 | 76 | 77 | 100 | 82 | 79 | 987 | 92 | 95 | 77 | 76 | 89 | 72 | 73 | 90 | 76 | 77 | 100 | 82 | 79 | 987 | 92 | 95 | 77 | 76 | 89 | 72 | 73 | 90 | 76 | 77 | 100 | 82 | 79 | 987 |

| SCHWEINE AUSSENHANDEL | | PIGS EXTERNAL TRADE | | | | | | | | | | | | PORCS COMMERCE EXTERIEUR | |
|--------------------------|----|------------------------|-----|-----|-----|-----|-----|-----|------|-----|-----|-----|-----|-------------------------------|-------|
| | | JAN | FEB | MAR | APR | MAY | JUN | JUL | AUG | SEP | OCT | NOV | DEC | TOTAL | TOTAL |
| 1000 STUECK | | 1000 HEAD | | | | | | | | | | | | 1000 TETES | |
| EINFUHR LEBENDER TIERE | | IMPORT OF LIVE ANIMALS | | | | | | | | | | | | IMPORTATION D'ANIMAUX VIVANTS | |
| EUR 12 | 92 | 2: | 33: | 7: | 35: | 47: | 44: | 53: | 105: | 12: | 27: | 0: | 85: | 380: | |
| BELG-LUXEMBOURG | 92 | 178 | 149 | 191 | 178 | 163 | 150 | 147 | 125 | 131 | 145 | 173 | 172 | 1903 | |
| | 93 | 82 | 68 | 68 | 61 | 97 | 86 | 71 | 67 | 90 | 73 | 69 | 72 | 904 | |
| DANMARK | 92 | - | - | - | - | - | - | - | - | - | - | - | - | - | |
| | 93 | - | - | - | - | - | - | - | - | - | - | - | - | - | |
| | 94 | - | - | - | - | - | - | - | - | - | - | - | - | - | |
| DEUTSCHLAND | 92 | 145 | 181 | 219 | 241 | 156 | 180 | 252 | 212 | 150 | 108 | 194 | 237 | 2276 | |
| | 93 | 111 | 70 | 63 | 43 | 99 | 90 | 109 | 113 | 127 | 68 | 94 | 110 | 1097 | |
| | 94 | 69 | 65 | 115 | 126 | 157 | 82 | 283 | : | : | : | : | : | : | |
| ELLADA | 92 | 2 | - | - | 0 | 0 | 0 | 0 | 0 | 0 | - | 1 | 2 | 5 | |
| | 93 | 0 | 1 | - | - | 0 | 0 | 1 | 0 | 0 | 1 | : | : | : | |
| ESPAÑA | 92 | 79 | 95 | 108 | 88 | 63 | 74 | 118 | 148 | 98 | 47 | 69 | 125 | 1112 | |
| | 93 | 59 | 112 | 54 | 60 | 74 | 61 | 229 | 91 | 79 | 57 | 82 | - | 957 | |
| | 94 | 98 | 102 | 66 | 129 | : | : | : | : | : | : | : | : | : | |
| FRANCE | 92 | 110 | 97 | 115 | 104 | 105 | 126 | 100 | 104 | 101 | 101 | 113 | 94 | 1268 | |
| | 93 | 84 | 68 | 41 | 48 | 57 | 43 | 70 | 55 | 63 | 52 | 60 | 47 | 687 | |
| | 94 | 63 | 61 | 56 | 59 | 60 | 63 | : | : | : | : | : | : | : | |
| IRELAND | 92 | 33 | 31 | 32 | 30 | 39 | 28 | 35 | 30 | 30 | 31 | 26 | 25 | 370 | |
| | 93 | - | - | - | - | - | - | - | - | - | - | - | - | - | |
| | 94 | - | - | - | - | - | - | - | - | - | - | - | - | - | |
| ITALIA | 92 | 280 | 193 | 181 | 218 | 178 | 166 | 99 | 76 | 89 | 85 | 130 | 165 | 1858 | |
| | 93 | 198 | 196 | 115 | 94 | 130 | 101 | 114 | 95 | 115 | 154 | 114 | 227 | 1653 | |
| | 94 | 126 | 100 | 78 | 63 | 59 | : | : | : | : | : | : | : | : | |
| NEDERLAND | 92 | 12 | 18 | 14 | 14 | 15 | 19 | 29 | 32 | 25 | 16 | 16 | 20 | 229 | |
| | 93 | 23 | 18 | 24 | 49 | 36 | 23 | 12 | 12 | 15 | 19 | 33 | 20 | 283 | |
| | 94 | 22 | 20 | 7 | 10 | 8 | 11 | : | : | : | : | : | : | : | |
| PORTUGAL | 92 | - | 0 | 0 | 0 | 0 | 0 | 0 | 0 | 0 | 0 | 0 | 0 | 2 | |
| | 93 | 0 | - | - | 3 | 2 | 7 | 6 | 6 | 8 | 6 | 1 | 8 | 45 | |
| | 94 | 11 | 13 | 7 | 4 | 5 | 9 | : | : | : | : | : | : | : | |
| UNITED KINGDOM | 92 | 7 | 8 | 10 | 5 | 4 | 7 | 12 | 14 | 10 | 10 | 11 | 13 | 110 | |
| EUR 12 | 92 | 12: | -: | 25: | -: | -: | 12: | -: | -: | -: | -: | 21: | -: | -: | |
| BELG-LUXEMBOURG | 92 | 70 | 53 | 54 | 51 | 44 | 58 | 60 | 72 | 69 | 61 | 79 | 69 | 739 | |
| | 93 | 31 | 36 | 44 | 29 | 23 | 30 | 23 | 37 | 45 | 37 | 37 | 27 | 398 | |
| DANMARK | 92 | 14 | 22 | 11 | 10 | 13 | 22 | 21 | 33 | 23 | 16 | 12 | 8 | 206 | |
| | 93 | 8 | 8 | 8 | 8 | 91 | 50 | 25 | 20 | 23 | 9 | 10 | 14 | 274 | |
| | 94 | 14 | 14 | 26 | 28 | 24 | 21 | 14 | 21 | 28 | : | : | : | : | |
| DEUTSCHLAND | 92 | 130 | 79 | 135 | 119 | 106 | 86 | 105 | 78 | 133 | 163 | 204 | 186 | 1523 | |
| | 93 | 114 | 82 | 94 | 159 | 118 | 98 | 75 | 60 | 144 | 36 | 34 | 51 | 1064 | |
| | 94 | 45 | 74 | 113 | 70 | 47 | 113 | 67 | : | : | : | : | : | : | |
| ELLADA | 92 | - | - | - | - | - | - | - | - | - | - | - | - | - | |
| | 93 | - | - | - | - | - | - | - | - | - | - | - | - | - | |
| ESPAÑA | 92 | 9 | 7 | 4 | 6 | 4 | 4 | 3 | 4 | 14 | 24 | 22 | 12 | 111 | |
| | 93 | 27 | 6 | 8 | 5 | 3 | 15 | 5 | 40 | 8 | 26 | 34 | - | 179 | |
| | 94 | 39 | 33 | 24 | 21 | : | : | : | : | : | : | : | : | : | |
| FRANCE | 92 | 21 | 17 | 16 | 20 | 18 | 18 | 18 | 12 | 26 | 26 | 30 | 43 | 266 | |
| | 93 | 33 | 23 | 27 | 32 | 31 | 19 | 17 | 21 | 28 | 23 | 24 | 20 | 297 | |
| | 94 | 25 | 16 | 21 | 19 | 13 | 17 | : | : | : | : | : | : | : | |
| IRELAND | 92 | 10 | 12 | 16 | 15 | 13 | 17 | 11 | 12 | 14 | 11 | 11 | 9 | 151 | |
| | 93 | - | - | - | - | - | - | - | - | 0 | 0 | 0 | - | 1 | |
| | 94 | - | - | - | - | - | - | - | - | - | - | - | - | - | |
| ITALIA | 92 | - | 0 | 0 | 0 | 0 | 1 | 0 | 0 | 0 | 0 | - | - | 3 | |
| | 93 | 0 | - | - | - | - | - | - | - | - | - | - | 0 | 0 | |
| | 94 | 0 | 0 | 0 | 1 | - | : | : | : | : | : | : | : | : | |
| NEDERLAND | 92 | 570 | 516 | 618 | 586 | 437 | 471 | 484 | 393 | 307 | 187 | 373 | 416 | 5358 | |
| | 93 | 447 | 428 | 114 | 256 | 378 | 456 | 354 | 347 | 393 | 368 | 573 | 507 | 4619 | |
| | 94 | 330 | 393 | 364 | 379 | 396 | 289 | : | : | : | : | : | : | : | |
| PORTUGAL | 92 | -: | -: | -: | -: | -: | -: | -: | -: | -: | -: | -: | -: | -: | |
| | 93 | - | - | - | - | - | - | - | - | - | - | - | - | - | |
| | 94 | -: | -: | -: | -: | 0 | 1 | : | : | : | : | : | : | : | |
| UNITED KINGDOM | 92 | 31 | 32 | 34 | 36 | 39 | 42 | 37 | 33 | 36 | 27 | 25 | 27 | 397 | |

SCHWEINE
AUSSENHANDELPIGS
EXTERNAL TRADEPORCS
COMMERCE EXTERIEUR

| | 1000 TONNEN | | | | | | | | | | | | 1000 TONS | 1000 TONNES |
|-----------------|------------------------|-------------|-------------|-------------|-------------|-------------|-------------|-------------|-------------|-------------|-------------|-------------|------------------------|-------------------------------|
| | I I I | I I I | I I I | I I I | I I I | I I I | I I I | I I I | I I I | I I I | I I I | I I I | I I I | I I I |
| | JAN | FEB | MAR | APR | MAY | JUN | JUL | AUG | SEP | OCT | NOV | DEC | TOTAL | |
| EUR 12 | EINFUHR LEBENDER TIERE | | | | | | | | | | | | IMPORT OF LIVE ANIMALS | IMPORTATION D'ANIMAUX VIVANTS |
| BELG-LUXEMBOURG | 92 1 | 1 | 0 | 3 | 1 | 4 | 4 | 3 | 1 | 2 | - | 4 | 20 | |
| | 92 8 | 7 | 9 | 8 | 6 | 7 | 6 | 5 | 6 | 6 | 10 | 9 | 88 | |
| | 93 5 | 4 | 3 | 3 | 5 | 5 | 4 | 5 | 6 | 6 | 5 | 5 | 54 | |
| DANMARK | 92 - | - | - | - | - | - | - | - | - | - | - | - | - | |
| | 93 - | - | - | - | - | - | - | - | - | - | - | - | - | |
| | 94 - | - | - | - | - | - | - | - | - | - | - | - | - | |
| DEUTSCHLAND | 92 11 | 12 | 15 | 18 | 11 | 13 | 18 | 16 | 11 | 8 | 13 | 16 | 162 | |
| | 93 8 | 5 | 5 | 3 | 7 | 7 | 8 | 9 | 10 | 5 | 8 | 8 | 83 | |
| | 94 5 | 5 | 8 | 9 | 11 | 6 | 20 | : | : | : | : | : | : | |
| ELLADA | 92 0 | - | - | 0 | 0 | 0 | 0 | 0 | 0 | - | 0 | 0 | 0 | |
| | 93 0 | 0 | - | - | 0 | 0 | 0 | 0 | 0 | 0 | : | : | : | |
| ESPAÑA | 92 2 | 2 | 2 | 2 | 1 | 2 | 4 | 3 | 2 | 1 | 1 | 2 | 23 | |
| | 93 1 | 2 | 1 | 1 | 2 | 1 | 3 | 2 | 1 | 1 | 1 | - | 16 | |
| | 94 2 | 2 | 1 | 2 | : | : | : | : | : | : | : | : | : | |
| FRANCE | 92 5 | 5 | 6 | 5 | 5 | 6 | 5 | 6 | 5 | 6 | 6 | 5 | 64 | |
| | 93 6 | 4 | 1 | 2 | 3 | 3 | 4 | 3 | 3 | 3 | 3 | 3 | 39 | |
| | 94 4 | 3 | 3 | 2 | 3 | 3 | : | : | : | : | : | : | : | |
| IRELAND | 92 2 | 2 | 2 | 2 | 2 | 2 | 2 | 2 | 2 | 2 | 2 | 2 | 23 | |
| | 93 - | - | - | - | - | - | - | - | - | - | - | - | - | |
| | 94 - | - | - | - | - | - | - | - | - | - | - | - | - | |
| ITALIA | 92 18 | 13 | 10 | 11 | 8 | 7 | 5 | 5 | 7 | 7 | 10 | 12 | 115 | |
| | 93 13 | 12 | 9 | 7 | 5 | 5 | 5 | 5 | 8 | 11 | 10 | 14 | 106 | |
| | 94 10 | 8 | 5 | 4 | 3 | : | : | : | : | : | : | : | : | |
| NEDERLAND | 92 1 | 1 | 1 | 1 | 1 | 1 | 2 | 3 | 2 | 1 | 1 | 1 | 18 | |
| | 93 2 | 2 | 2 | 3 | 3 | 2 | 1 | 1 | 1 | 2 | 3 | 2 | 23 | |
| | 94 2 | 2 | 1 | 1 | 1 | 1 | : | : | : | : | : | : | : | |
| PORTUGAL | 92 - | 0 | 0 | 0 | 0 | 0 | 0 | 0 | 0 | 0 | 0 | 0 | 0 | |
| | 93 0 | - | - | 0 | 0 | 0 | 0 | 0 | 1 | 0 | 0 | 1 | 4 | |
| | 94 1 | 1 | 1 | 0 | 0 | 1 | : | : | : | : | : | : | : | |
| UNITED KINGDOM | 92 1 | 1 | 1 | 0 | 0 | 0 | 1 | 1 | 1 | 1 | 1 | 1 | 6 | |
| EUR 12 | AUSFUHR LEBENDER TIERE | | | | | | | | | | | | EXPORT OF LIVE ANIMALS | EXPORTATION D'ANIMAUX VIVANTS |
| BELG-LUXEMBOURG | 92 - | - | 1 | - | - | - | - | - | - | - | 1 | - | - | |
| | 92 6 | 4 | 5 | 4 | 4 | 5 | 5 | 6 | 6 | 5 | 7 | 6 | 63 | |
| | 93 3 | 3 | 4 | 2 | 2 | 2 | 2 | 3 | 4 | 3 | 3 | 2 | 33 | |
| DANMARK | 92 1 | 2 | 1 | 1 | 1 | 1 | 1 | 2 | 2 | 1 | 1 | 1 | 14 | |
| | 93 1 | 1 | 1 | 1 | 1 | 4 | 2 | 2 | 2 | 1 | 1 | 1 | 20 | |
| | 94 1 | 1 | 1 | 2 | 2 | 1 | 1 | 1 | 2 | : | : | : | : | |
| DEUTSCHLAND | 92 3 | 2 | 3 | 3 | 2 | 2 | 3 | 2 | 4 | 5 | 7 | 6 | 43 | |
| | 93 3 | 3 | 3 | 4 | 3 | 4 | 2 | 1 | 6 | 1 | 1 | 1 | 32 | |
| | 94 1 | 2 | 6 | 2 | 2 | 3 | 2 | : | : | : | : | : | : | |
| ELLADA | 92 - | - | - | - | - | - | - | - | - | - | - | - | - | |
| | 93 - | - | - | - | - | - | - | - | - | - | - | - | - | |
| ESPAÑA | 92 1 | 1 | 1 | 1 | 1 | 1 | 0 | 1 | 2 | 2 | 2 | 1 | 13 | |
| | 93 2 | 1 | 1 | 1 | 1 | 1 | 1 | 2 | 1 | 2 | 3 | - | 15 | |
| | 94 3 | 3 | 2 | 2 | 2 | : | : | : | : | : | : | : | : | |
| FRANCE | 92 2 | 1 | 1 | 1 | 1 | 1 | 1 | 1 | 2 | 2 | 2 | 3 | 20 | |
| | 93 3 | 2 | 2 | 2 | 2 | 2 | 1 | 2 | 2 | 2 | 2 | 1 | 22 | |
| | 94 3 | 1 | 2 | 2 | 2 | 1 | : | : | : | : | : | : | : | |
| IRELAND | 92 1 | 1 | 1 | 1 | 1 | 1 | 1 | 1 | 1 | 1 | 1 | 1 | 7 | |
| | 93 - | - | - | - | - | - | - | - | - | - | - | - | - | |
| | 94 - | - | - | - | - | - | - | - | - | - | - | - | - | |
| ITALIA | 92 - | 0 | 0 | 0 | 0 | 0 | 0 | 0 | 0 | 0 | - | - | 0 | |
| | 93 0 | - | - | - | - | - | - | - | - | - | - | - | 0 | |
| | 94 - | - | 0 | 0 | - | - | - | - | - | - | - | - | - | |
| NEDERLAND | 92 32 | 28 | 35 | 31 | 23 | 20 | 27 | 23 | 15 | 11 | 24 | 24 | 293 | |
| | 93 27 | 23 | 10 | 15 | 18 | 19 | 18 | 20 | 20 | 19 | 22 | 22 | 232 | |
| | 94 19 | 22 | 19 | 21 | 20 | 15 | : | : | : | : | : | : | : | |
| PORTUGAL | 92 - | - | - | - | - | - | - | - | - | - | - | - | - | |
| | 93 - | - | - | - | - | - | - | - | - | - | - | - | - | |
| | 94 - | - | - | - | 0 | 0 | : | : | : | : | : | : | : | |
| UNITED KINGDOM | 92 2 | 2 | 2 | 2 | 3 | 3 | 2 | 2 | 2 | 2 | 2 | 2 | 26 | |

| | SCHAPE & ZIEGEN BRUTTOEIGENERZEUGUNG | | | | | | | | | | | | SHEEP & GOATS GROSS INDIGENOUS PRODUCTION | | | | MOUTONS & CHEVRES PRODUCTION INDIGENE BRUTE | | | |
|-----------------|---|-------|-------|--------|--------|-------|--------|--------|--------|--------|--------|-------|--|--------|---|---|--|---|--|--|
| | I | I | I | I | I | I | I | I | I | I | I | I | I | I | I | I | I | I | | |
| | JAN | FEB | MAR | APR | MAY | JUN | JUL | AUG | SEP | OCT | NOV | DEC | TOTAL | | | | | | | |
| | 1000 STUECK | | | | | | | | | | | | 1000 HEAD | | | | 1000 TETES | | | |
| EUR 12 | 92 | 6013: | 5592: | 7069: | 9839: | 6011: | 6301: | 6354: | 6073: | 6007: | 6404: | 6293: | 9898: | 81855: | | | | | | |
| BELGIE-BELGIQUE | 92 | | | | | | | | | | | | | | | | | | | |
| | 92 | 11: | 14: | 21: | 16: | 12: | 15: | 17: | 16: | 22: | 22: | 16: | 15: | 195: | | | | | | |
| | 93 | 13: | 21: | 41: | 45: | 15: | 21: | 14: | 12: | 18: | 16: | 18: | 14: | 250: | | | | | | |
| % | 93 | 27,0: | 52,8: | 100,9: | 183,4: | 34,1: | 39,1: | -15,8: | -26,3: | -17,6: | -27,6: | 11,1: | -6,3: | | | | | | | |
| %+ | 93 | 27,0: | 41,7: | 68,7: | 98,8: | 88,5: | 80,0: | 64,5: | 52,6: | 41,8: | 32,5: | 30,6: | 27,7: | | | | | | | |
| DANMARK | 92 | 6 | 4 | 4 | 4 | 4 | 6 | 9 | 18 | 20 | 21 | 17 | 8 | 120 | | | | | | |
| | 93 | 6: | 5: | 5: | 4: | 4: | 6: | 8: | 13: | 20: | 19: | 16: | 9: | 113: | | | | | | |
| | 94 | 7: | 5: | 4: | 3: | 5: | 4: | 6: | : | : | : | : | : | : | | | | | | |
| % | 94 | 28,6: | -: | -2,2: | -24,4: | 51,4: | -35,6: | -27,5: | : | : | : | : | : | : | | | | | | |
| %+ | 94 | 28,6: | 15,4: | 10,0: | 2,6: | 10,2: | 0,7: | -5,5: | : | : | : | : | : | : | | | | | | |
| DEUTSCHLAND | 92 | 178 | 128 | 160 | 192 | 149 | 240 | 185 | 180 | 197 | 232 | 268 | 245 | 2355 | | | | | | |
| | 93 | 152 | 127 | 151 | 182 | 135 | 246 | 121 | 122 | 164 | 205 | 250 | 230 | 2084 | | | | | | |
| | 94 | 129 | 137 | 163 | 172 | 185 | 205 | 116 | : | : | : | : | : | : | | | | | | |
| % | 94 | -15,0 | 8,0 | 7,7 | -5,2 | 37,4 | -16,5 | -3,7 | : | : | : | : | : | : | | | | | | |
| %+ | 94 | -15,0 | -4,5 | -0,2 | -1,7 | 5,3 | -0,1 | -0,5 | : | : | : | : | : | : | | | | | | |
| ELLADA | 92 | 836 | 977 | 1315 | 3077 | 1231 | 738 | 638 | 621 | 537 | 575 | 628 | 1000 | 12173 | | | | | | |
| | 93 | 898 | 968 | 1289 | 3077 | 1269 | 741 | 631 | 582 | 499 | 541 | : | : | : | | | | | | |
| % | 93 | 7,4 | -0,9 | -1,9 | 0,0 | 3,1 | 0,4 | -1,2 | -6,1 | -7,1 | -5,9 | : | : | : | | | | | | |
| %+ | 93 | 7,4 | 2,9 | 0,9 | 0,4 | 0,9 | 0,8 | 0,7 | 0,2 | -0,2 | -0,5 | : | : | : | | | | | | |
| ESPANA | 92 | 1564 | 1678 | 2177 | 2212 | 1717 | 1978 | 1858 | 1713 | 1618 | 1460 | 1471 | 2780 | 22225 | | | | | | |
| | 93 | 1573 | 1784 | 2182 | 2057 | 1738 | 1685 | 1618 | 1820 | 1677 | 1580 | 1627 | 3022 | 22362 | | | | | | |
| | 94 | 1714 | 1797 | 2262 | 2051 | : | : | : | : | : | : | : | : | : | | | | | | |
| % | 94 | 9,0 | 0,7 | 3,7 | -0,3 | : | : | : | : | : | : | : | : | : | | | | | | |
| %+ | 94 | 9,0 | 4,6 | 4,2 | 3,0 | : | : | : | : | : | : | : | : | : | | | | | | |
| FRANCI | 92 | 764 | 753 | 1041 | 1397 | 853 | 816 | 721 | 603 | 459 | 550 | 578 | 1106 | 9641 | | | | | | |
| | 93 | 690 | 811 | 1343 | 1157 | 716 | 747 | 678 | 653 | 577 | 574 | 640 | 1008 | 9595 | | | | | | |
| | 94 | 660 | 742 | 1337 | 868 | 874 | 718 | : | : | : | : | : | : | : | | | | | | |
| % | 94 | -4,4 | -8,6 | -0,5 | -25,0 | 22,1 | -3,9 | : | : | : | : | : | : | : | | | | | | |
| %+ | 94 | -4,4 | -6,7 | -3,7 | -9,9 | -5,0 | -4,9 | : | : | : | : | : | : | : | | | | | | |
| IRELAND | 92 | 328 | 265 | 234 | 283 | 392 | 523 | 539 | 515 | 486 | 388 | 308 | 305 | 4566 | | | | | | |
| | 93 | 275 | 269 | 336 | 428 | 454 | 438 | 489 | 486 | 453 | 409 | 357 | 307 | 4701 | | | | | | |
| | 94 | 245 | 253 | 279 | 280 | : | : | : | : | : | : | : | : | : | | | | | | |
| % | 94 | -10,9 | -6,2 | -16,9 | -34,5 | : | : | : | : | : | : | : | : | : | | | | | | |
| %+ | 94 | -10,9 | -8,6 | -11,8 | -19,2 | : | : | : | : | : | : | : | : | : | | | | | | |
| ITALIA | 92 | 546 | 407 | 752 | 927 | 270 | 158 | 212 | 226 | 354 | 451 | 787 | 2167 | 7256 | | | | | | |
| | 93 | 562 | 410 | 699 | 1260 | 253 | 195 | 166 | 216 | 324 | 382 | 638 | 1893 | 6997 | | | | | | |
| | 94 | 510 | 371 | 733 | 635 | 251 | : | : | : | : | : | : | : | : | | | | | | |
| % | 94 | -9,1 | -9,4 | 4,9 | -49,6 | -0,6 | : | : | : | : | : | : | : | : | | | | | | |
| %+ | 94 | -9,1 | -9,3 | -3,4 | -23,2 | -21,4 | : | : | : | : | : | : | : | : | | | | | | |
| NEDERLAND | 92 | 116 | 98 | 95 | 91 | 79 | 131 | 106 | 113 | 109 | 96 | 90 | 110 | 1235 | | | | | | |
| | 93 | 81 | 100 | 106 | 85 | 112 | 101 | 114 | 103 | 113 | 99 | 119 | 100 | 1233 | | | | | | |
| | 94 | 78 | 90 | 95 | 62 | 118 | 78 | : | : | : | : | : | : | : | | | | | | |
| % | 94 | -4,1 | -10,1 | -10,6 | -26,4 | 5,7 | -22,8 | : | : | : | : | : | : | : | | | | | | |
| %+ | 94 | -4,1 | -7,4 | -8,6 | -12,6 | -8,4 | -10,9 | : | : | : | : | : | : | : | | | | | | |
| PORTUGAL | 92 | 102: | 114: | 114: | 193: | 113: | 112: | 82: | 78: | 71: | 74: | 99: | 221: | 1372: | | | | | | |
| | 93 | 78: | 92: | 131: | 183: | 100: | 121: | 85: | 83: | 67: | 73: | 86: | 204: | 1302: | | | | | | |
| | 94 | 82: | 94: | 217: | 111: | 120: | 121: | : | : | : | : | : | : | : | | | | | | |
| % | 94 | 4,2: | 3,1: | 65,2: | -39,0: | 21,0: | 0,0: | : | : | : | : | : | : | : | | | | | | |
| %+ | 94 | 4,2: | 3,6: | 30,4: | 4,2: | 7,1: | 5,9: | : | : | : | : | : | : | : | | | | | | |
| UNITED KINGDOM | 92 | 1561: | 1156: | 1157: | 1445: | 1192: | 1584: | 1987: | 1991: | 2135: | 2537: | 2030: | 1940: | 20716: | | | | | | |

SCHAFE & ZIEGEN
BRUTTOEIGENERZEUGUNGSHEEP & GOATS
GROSS INDIGENOUS PRODUCTIONMOUTONS & CHEVRES
PRODUCTION INDIGENE BRUTE

| | 1000 TONNES | | | | | | | | | | | | TOTAL | |
|-----------------|-------------|-------|-------|-------|--------|-------|-------|-------|--------|-------|--------|--------|-------|-------|
| | JAN | FEB | MAR | APR | MAY | JUN | JUL | AUG | SEP | OCT | NOV | DEC | | |
| EUR 12 | 92 | 85: | 77: | 92: | 123: | 87: | 98: | 100: | 96: | 97: | 101: | 92: | 119: | 1166: |
| BELGIE-BELGIQUE | 92 | 0: | 0: | 0: | 0: | 0: | 0: | 0: | 0: | 0: | 0: | 0: | 0: | 4: |
| | 93 | 0: | 0: | 1: | 0: | 0: | 0: | 0: | 0: | 0: | 0: | 0: | 0: | 4: |
| % | 93 | -4,8: | 51,4: | 53,8: | 34,0: | 7,6: | 2,0: | -1,4: | -2,0: | 10,6: | -13,8: | 44,6: | -2,4: | |
| %+ | 93 | -4,8: | 22,1: | 36,2: | 35,5: | 30,6: | 24,8: | 21,5: | 19,2: | 18,1: | 14,8: | 16,8: | 15,3: | |
| DANMARK | 92 | 0 | 0 | 0 | 0 | 0 | 0 | 0 | 0 | 0 | 0 | 0 | 0 | 2 |
| | 93 | 0: | 0: | 0: | 0: | 0: | 0: | 0: | 0: | 0: | 0: | 0: | 0: | : |
| % | 93 | -: | -: | -: | -: | -: | -: | -: | -25,0: | -: | -: | -25,0: | -: | : |
| %+ | 93 | -: | -: | -: | -: | -: | -: | -: | -9,1: | -6,7: | -5,3: | -8,7: | -: | : |
| DEUTSCHLAND | 92 | 3 | 2 | 3 | 4 | 3 | 5 | 4 | 3 | 4 | 4 | 5 | 5 | 45 |
| | 93 | 3 | 2 | 3 | 3 | 2 | 5 | 2 | 2 | 3 | 4 | 5 | 4 | 39 |
| | 94 | 2 | 3 | 3 | 3 | 3 | 4 | 2 | : | : | : | : | : | : |
| % | 94 | -18,1 | 7,3 | -4,9 | -5,5 | 38,5 | -16,5 | 2,2 | : | : | : | : | : | : |
| %+ | 94 | -18,1 | -6,6 | -6,0 | -5,8 | 1,8 | -2,6 | -2,1 | : | : | : | : | : | : |
| ELLADA | 92 | 8 | 10 | 13 | 29 | 12 | 8 | 8 | 8 | 7 | 8 | 8 | 10 | 129 |
| | 93 | 9 | 9 | 12 | 28 | 13 | 8 | 7 | 8 | 6 | 7 | : | : | : |
| % | 93 | 5,7 | -1,8 | -3,8 | -0,3 | 2,0 | -1,1 | -7,9 | -7,7 | -9,3 | -9,8 | : | : | : |
| %+ | 93 | 5,7 | 1,7 | -0,6 | -0,5 | -0,1 | -0,2 | -0,9 | -1,5 | -2,0 | -2,5 | : | : | : |
| ESPAÑA | 92 | 16 | 18 | 23 | 24 | 19 | 23 | 21 | 20 | 18 | 17 | 16 | 27 | 242 |
| | 93 | 16 | 19 | 23 | 23 | 19 | 18 | 18 | 21 | 19 | 18 | 17 | 29 | 240 |
| | 94 | 18 | 20 | 24 | 23 | : | : | : | : | : | : | : | : | : |
| % | 94 | 12,3 | 1,7 | 5,3 | -0,5 | : | : | : | : | : | : | : | : | : |
| %+ | 94 | 12,3 | 6,5 | 6,0 | 4,2 | : | : | : | : | : | : | : | : | : |
| FRANCE | 92 | 11 | 11 | 15 | 20 | 14 | 15 | 13 | 11 | 11 | 10 | 10 | 14 | 156 |
| | 93 | 11 | 12 | 18 | 17 | 13 | 14 | 13 | 13 | 11 | 11 | 11 | 13 | 157 |
| | 94 | 10 | 11 | 18 | 13 | 15 | 13 | : | : | : | : | : | : | : |
| % | 94 | -6,6 | -9,6 | -3,1 | -20,2 | 14,7 | -4,0 | : | : | : | : | : | : | : |
| %+ | 94 | -6,6 | -8,1 | -5,9 | -10,1 | -5,5 | -5,3 | : | : | : | : | : | : | : |
| IRELAND | 92 | 7 | 6 | 5 | 6 | 8 | 11 | 11 | 11 | 10 | 8 | 7 | 7 | 99 |
| | 93 | 6 | 6 | 7 | 9 | 9 | 10 | 10 | 10 | 9 | 9 | 8 | 7 | 99 |
| | 94 | 6 | 6 | 6 | : | : | : | : | : | : | : | : | : | : |
| % | 94 | -6,7 | - | -11,3 | : | : | : | : | : | : | : | : | : | : |
| %+ | 94 | -6,7 | -3,4 | -6,3 | : | : | : | : | : | : | : | : | : | : |
| ITALIA | 92 | 4 | 4 | 6 | 7 | 3 | 2 | 2 | 2 | 3 | 4 | 5 | 17 | 59 |
| | 93 | 5 | 4 | 6 | 10 | 3 | 3 | 2 | 2 | 3 | 3 | 5 | 14 | 59 |
| | 94 | 4 | 3 | 6 | 5 | 3 | : | : | : | : | : | : | : | : |
| % | 94 | -22,4 | -17,9 | 12,5 | -47,9 | 7,1 | : | : | : | : | : | : | : | : |
| %+ | 94 | -22,4 | -20,2 | -7,5 | -24,1 | -20,9 | : | : | : | : | : | : | : | : |
| NEDERLAND | 92 | 3 | 2 | 2 | 2 | 2 | 3 | 2 | 3 | 3 | 2 | 2 | 3 | 28 |
| | 93 | 2 | 2 | 3 | 2 | 3 | 2 | 2 | 2 | 3 | 2 | 3 | 2 | 28 |
| | 94 | 2 | 2 | 2 | 2 | 2 | 2 | 2 | 2 | 2 | 2 | 2 | 2 | : |
| % | 94 | -9,2 | -15,1 | -10,9 | -21,8 | 11,5 | -18,6 | : | : | : | : | : | : | : |
| %+ | 94 | -9,2 | -12,5 | -11,9 | -14,0 | -8,5 | -10,0 | : | : | : | : | : | : | : |
| PORTUGAL | 92 | 1: | 1: | 1: | 2: | 1: | 1: | 1: | 1: | 1: | 1: | 1: | 2: | 14: |
| | 93 | 1: | 1: | 1: | 2: | 1: | 1: | 1: | 1: | 1: | 1: | 1: | 2: | 14: |
| | 94 | 1: | 1: | 2: | 1: | 1: | 1: | 1: | 1: | 1: | 1: | 1: | 2: | 14: |
| % | 94 | 7,4: | 5,5: | 49,1: | -34,4: | 15,4: | -6,0: | : | : | : | : | : | : | : |
| %+ | 94 | 7,4: | 6,4: | 25,8: | 3,2: | 5,5: | 3,4: | : | : | : | : | : | : | : |
| UNITED KINGDOM | 92 | 36: | 23: | 23: | 29: | 24: | 36: | 37: | 36: | 39: | 46: | 37: | 35: | 367: |

SCHAPE & ZIEGEN
AUSSENHANDELSHEEP & GOATS
EXTERNAL TRADEMOUTONS & CHEVRES
COMMERCE EXTERIEUR

| | 1000 STUECK | | | | | | | | | | | | 1000 HEAD | | | | | | | | | | | | 1000 TETES | | | | | | | | | | | | | | | | | |
|-----------------|------------------------|------|------|------|------------------------|------|------|------|-------------------------------|------|------|-----|------------------------|-------|-----|------|------------------------|------|------|------|-------------------------------|------|------|------|------------|-------|------|-------|-----|------|------|------|------|------|------|------|------|------|-------|-----|------|-------|
| | EINFUHR LEBENDER TIERE | | | | IMPORT OF LIVE ANIMALS | | | | IMPORTATION D'ANIMAUX VIVANTS | | | | AUSFUHR LEBENDER TIERE | | | | EXPORT OF LIVE ANIMALS | | | | EXPORTATION D'ANIMAUX VIVANTS | | | | | | | | | | | | | | | | | | | | | |
| | JAN | FEB | MAR | APR | MAY | JUN | JUL | AUG | SEP | OCT | NOV | DEC | TOTAL | JAN | FEB | MAR | APR | MAY | JUN | JUL | AUG | SEP | OCT | NOV | DEC | TOTAL | JAN | FEB | MAR | APR | MAY | JUN | JUL | AUG | SEP | OCT | NOV | DEC | TOTAL | | | |
| EUR 12 | 92 | 114: | 175: | 233: | 627: | 179: | 230: | 115: | 181: | 113: | 123: | 69: | 233: | 2391: | 92 | 114: | 175: | 233: | 627: | 179: | 230: | 115: | 181: | 113: | 123: | 69: | 233: | 2391: | 92 | 114: | 175: | 233: | 627: | 179: | 230: | 115: | 181: | 113: | 123: | 69: | 233: | 2391: |
| BELG-LUXEMBOURG | 92 | 36 | 29 | 27 | 34 | 34 | 42 | 38 | 58 | 65 | 63 | 41 | 35 | 501 | 92 | 36 | 29 | 27 | 34 | 34 | 42 | 38 | 58 | 65 | 63 | 41 | 35 | 501 | 92 | 36 | 29 | 27 | 34 | 34 | 42 | 38 | 58 | 65 | 63 | 41 | 35 | 501 |
| DANMARK | 93 | 14 | 9 | 18 | 17 | 18 | 11 | 18 | 39 | 28 | 18 | 14 | 19 | 223 | 93 | 14 | 9 | 18 | 17 | 18 | 11 | 18 | 39 | 28 | 18 | 14 | 19 | 223 | 93 | 14 | 9 | 18 | 17 | 18 | 11 | 18 | 39 | 28 | 18 | 14 | 19 | 223 |
| DEUTSCHLAND | 92 | 12 | 21 | 22 | 40 | 19 | 21 | 20 | 24 | 23 | 37 | 22 | 27 | 288 | 92 | 12 | 21 | 22 | 40 | 19 | 21 | 20 | 24 | 23 | 37 | 22 | 27 | 288 | 92 | 12 | 21 | 22 | 40 | 19 | 21 | 20 | 24 | 23 | 37 | 22 | 27 | 288 |
| ELLADA | 93 | 13 | 15 | 56 | 36 | 15 | 18 | 8 | 27 | 11 | 10 | 7 | 8 | 224 | 93 | 13 | 15 | 56 | 36 | 15 | 18 | 8 | 27 | 11 | 10 | 7 | 8 | 224 | 93 | 13 | 15 | 56 | 36 | 15 | 18 | 8 | 27 | 11 | 10 | 7 | 8 | 224 |
| ESPAÑA | 94 | 7 | 10 | 21 | 4 | 9 | 20 | 7 | : | : | : | : | : | : | 94 | 7 | 10 | 21 | 4 | 9 | 20 | 7 | : | : | : | : | : | : | 94 | 7 | 10 | 21 | 4 | 9 | 20 | 7 | : | : | : | : | : | : |
| FRANCE | 92 | 145 | 109 | 81 | 54 | 74 | 128 | 151 | 198 | 215 | 214 | 165 | 166 | 1701 | 92 | 145 | 109 | 81 | 54 | 74 | 128 | 151 | 198 | 215 | 214 | 165 | 166 | 1701 | 92 | 145 | 109 | 81 | 54 | 74 | 128 | 151 | 198 | 215 | 214 | 165 | 166 | 1701 |
| IRELAND | 93 | 84 | 59 | 88 | 108 | 167 | 101 | 105 | 115 | 117 | 93 | 95 | 114 | 1246 | 93 | 84 | 59 | 88 | 108 | 167 | 101 | 105 | 115 | 117 | 93 | 95 | 114 | 1246 | 93 | 84 | 59 | 88 | 108 | 167 | 101 | 105 | 115 | 117 | 93 | 95 | 114 | 1246 |
| ITALIA | 94 | 79 | 82 | 86 | 60 | 90 | 64 | : | : | : | : | : | : | : | 94 | 79 | 82 | 86 | 60 | 90 | 64 | : | : | : | : | : | : | : | 94 | 79 | 82 | 86 | 60 | 90 | 64 | : | : | : | : | : | : | : |
| NEDERLAND | 92 | 113 | 173 | 223 | 628 | 177 | 204 | 105 | 203 | 138 | 106 | 87 | 342 | 2499 | 92 | 113 | 173 | 223 | 628 | 177 | 204 | 105 | 203 | 138 | 106 | 87 | 342 | 2499 | 92 | 113 | 173 | 223 | 628 | 177 | 204 | 105 | 203 | 138 | 106 | 87 | 342 | 2499 |
| PORTUGAL | 93 | 100 | 157 | 169 | 164 | 165 | 157 | 130 | 204 | 136 | 96 | 91 | 337 | 1906 | 93 | 100 | 157 | 169 | 164 | 165 | 157 | 130 | 204 | 136 | 96 | 91 | 337 | 1906 | 93 | 100 | 157 | 169 | 164 | 165 | 157 | 130 | 204 | 136 | 96 | 91 | 337 | 1906 |
| UNITED KINGDOM | 94 | 115 | 136 | 499 | 188 | 150 | : | : | : | : | : | : | : | : | 94 | 115 | 136 | 499 | 188 | 150 | : | : | : | : | : | : | : | : | 94 | 115 | 136 | 499 | 188 | 150 | : | : | : | : | : | : | : | : |
| EUR 12 | 92 | 71: | 38: | 33: | 104: | 34: | 94: | 75: | 72: | 122: | 15: | 86: | 143: | 887: | 92 | 71: | 38: | 33: | 104: | 34: | 94: | 75: | 72: | 122: | 15: | 86: | 143: | 887: | 92 | 71: | 38: | 33: | 104: | 34: | 94: | 75: | 72: | 122: | 15: | 86: | 143: | 887: |
| BELG-LUXEMBOURG | 92 | 17 | 20 | 14 | 17 | 17 | 23 | 33 | 51 | 63 | 61 | 36 | 29 | 380 | 92 | 17 | 20 | 14 | 17 | 17 | 23 | 33 | 51 | 63 | 61 | 36 | 29 | 380 | 92 | 17 | 20 | 14 | 17 | 17 | 23 | 33 | 51 | 63 | 61 | 36 | 29 | 380 |
| DANMARK | 93 | 7: | 11: | 37: | 37: | 11: | 7: | 16: | 33: | 28: | 18: | 14: | 17: | 235: | 93 | 7: | 11: | 37: | 37: | 11: | 7: | 16: | 33: | 28: | 18: | 14: | 17: | 235: | 93 | 7: | 11: | 37: | 37: | 11: | 7: | 16: | 33: | 28: | 18: | 14: | 17: | 235: |
| DEUTSCHLAND | 92 | 2 | 1 | - | 0 | - | 0 | 2 | 6 | 6 | 6 | 5 | 3 | 30 | 92 | 2 | 1 | - | 0 | - | 0 | 2 | 6 | 6 | 6 | 5 | 3 | 30 | 92 | 2 | 1 | - | 0 | - | 0 | 2 | 6 | 6 | 6 | 5 | 3 | 30 |
| ELLADA | 93 | 1: | 1: | 1: | -: | -: | -: | 2: | 4: | 6: | 3: | 2: | 1: | 20: | 93 | 1: | 1: | 1: | -: | -: | -: | 2: | 4: | 6: | 3: | 2: | 1: | 20: | 93 | 1: | 1: | 1: | -: | -: | -: | 2: | 4: | 6: | 3: | 2: | 1: | 20: |
| ESPAÑA | 94 | 1: | 1: | 0: | 0: | 0: | 0: | 1: | 3: | 5: | : | : | : | : | 94 | 1: | 1: | 0: | 0: | 0: | 0: | 1: | 3: | 5: | : | : | : | : | 94 | 1: | 1: | 0: | 0: | 0: | 0: | 1: | 3: | 5: | : | : | : | : |
| FRANCE | 92 | 39 | 17 | 10 | 28 | 23 | 35 | 41 | 57 | 35 | 41 | 29 | 14 | 369 | 92 | 39 | 17 | 10 | 28 | 23 | 35 | 41 | 57 | 35 | 41 | 29 | 14 | 369 | 92 | 39 | 17 | 10 | 28 | 23 | 35 | 41 | 57 | 35 | 41 | 29 | 14 | 369 |
| IRELAND | 93 | 21 | 5 | 17 | 11 | 7 | 1 | 6 | 6 | 8 | 2 | 9 | 8 | 102 | 93 | 21 | 5 | 17 | 11 | 7 | 1 | 6 | 6 | 8 | 2 | 9 | 8 | 102 | 93 | 21 | 5 | 17 | 11 | 7 | 1 | 6 | 6 | 8 | 2 | 9 | 8 | 102 |
| ITALIA | 94 | 3 | 12 | 9 | 5 | 3 | 3 | 4 | : | : | : | : | : | : | 94 | 3 | 12 | 9 | 5 | 3 | 3 | 4 | : | : | : | : | : | : | 94 | 3 | 12 | 9 | 5 | 3 | 3 | 4 | : | : | : | : | : | : |
| NEDERLAND | 92 | 9 | 8 | 10 | 17 | 12 | 17 | 9 | 12 | 10 | 7 | 8 | 12 | 131 | 92 | 9 | 8 | 10 | 17 | 12 | 17 | 9 | 12 | 10 | 7 | 8 | 12 | 131 | 92 | 9 | 8 | 10 | 17 | 12 | 17 | 9 | 12 | 10 | 7 | 8 | 12 | 131 |
| PORTUGAL | 93 | 6 | 10 | 16 | 6 | 10 | 6 | 8 | 10 | 13 | 15 | 9 | - | 110 | 93 | 6 | 10 | 16 | 6 | 10 | 6 | 8 | 10 | 13 | 15 | 9 | - | 110 | 93 | 6 | 10 | 16 | 6 | 10 | 6 | 8 | 10 | 13 | 15 | 9 | - | 110 |
| UNITED KINGDOM | 94 | 8 | 9 | 12 | 4 | : | : | : | : | : | : | : | : | : | 94 | 8 | 9 | 12 | 4 | : | : | : | : | : | : | : | : | : | 94 | 8 | 9 | 12 | 4 | : | : | : | : | : | : | : | : | : |
| EUR 12 | 92 | 164 | 101 | 55 | 91 | 88 | 67 | 72 | 77 | 74 | 111 | 98 | 338 | 1338 | 92 | 164 | 101 | 55 | 91 | 88 | 67 | 72 | 77 | 74 | 111 | 98 | 338 | 1338 | 92 | 164 | 101 | 55 | 91 | 88 | 67 | 72 | 77 | 74 | 111 | 98 | 338 | 1338 |
| BELG-LUXEMBOURG | 93 | 119 | 103 | 106 | 119 | 49 | 35 | 30 | 25 | 38 | 45 | 62 | 252 | 984 | 93 | 119 | 103 | 106 | 119 | 49 | 35 | 30 | 25 | 38 | 45 | 62 | 252 | 984 | 93 | 119 | 103 | 106 | 119 | 49 | 35 | 30 | 25 | 38 | 45 | 62 | 252 | 984 |
| DANMARK | 94 | 92 | 93 | 80 | 37 | 42 | 38 | : | : | : | : | : | : | : | 94 | 92 | 93 | 80 | 37 | 42 | 38 | : | : | : | : | : | : | : | 94 | 92 | 93 | 80 | 37 | 42 | 38 | : | : | : | : | : | : | : |
| DEUTSCHLAND | 92 | 16 | 9 | 6 | 3 | 16 | 45 | 43 | 54 | 42 | 32 | 21 | 16 | 305 | 92 | 16 | 9 | 6 | 3 | 16 | 45 | 43 | 54 | 42 | 32 | 21 | 16 | 305 | 92 | 16 | 9 | 6 | 3 | 16 | 45 | 43 | 54 | 42 | 32 | 21 | 16 | 305 |
| ELLADA | 93 | - | - | - | - | - | - | - | - | - | - | - | - | - | 93 | - | - | - | - | - | - | - | - | - | - | - | - | - | 93 | - | - | - | - | - | - | - | - | - | - | - | - | - |
| ESPAÑA | 94 | - | - | - | - | - | - | - | - | - | - | - | - | - | 94 | - | - | - | - | - | - | - | - | - | - | - | - | - | 94 | - | - | - | - | - | - | - | - | - | - | - | - | - |
| FRANCE | 92 | 63 | 46 | 34 | 30 | 26 | 42 | 60 | 65 | 62 | 57 | 44 | 50 | 579 | 92 | 63 | 46 | 34 | 30 | 26 | 42 | 60 | 65 | 62 | 57 | 44 | 50 | 579 | 92 | 63 | 46 | 34 | 30 | 26 | 42 | 60 | 65 | 62 | 57 | 44 | 50 | 579 |
| IRELAND | 93 | 31 | 43 | 35 | 20 | 33 | 31 | 58 | 44 | 55 | 46 | 53 | 47 | 494 | 93 | 31 | 43 | 35 | 20 | 33 | 31 | 58 | 44 | 55 | 46 | 53 | 47 | 494 | 93 | 31 | 43 | 35 | 20 | 33 | 31 | 58 | 44 | 55 | 46 | 53 | 47 | 494 |
| ITALIA | 94 | 30 | 45 | 47 | 26 | 37 | 29 | : | : | : | : | : | : | : | 94 | 30 | 45 | 47 | 26 | 37 | 29 | : | : | : | : | : | : | : | 94 | 30 | 45 | 47 | 26 | 37 | 29 | : | : | : | : | : | : | : |
| NEDERLAND | 92 | -: | -: | -: | -: | -: | -: | -: | -: | -: | -: | -: | -: | -: | 92 | -: | -: | -: | -: | -: | -: | -: | -: | -: | -: | -: | -: | -: | 92 | -: | -: | -: | -: | -: | -: | -: | -: | -: | -: | -: | -: | -: |
| PORTUGAL | 93 | -: | -: | -: | -: | -: | -: | -: | -: | -: | -: | -: | -: | -: | 93 | -: | -: | -: | -: | -: | -: | -: | -: | -: | -: | -: | -: | -: | 93 | -: | -: | -: | -: | -: | -: | -: | -: | -: | -: | -: | -: | -: |
| UNITED KINGDOM | 94 | -: | -: | -: | -: | -: | -: | -: | -: | -: | -: | -: | -: | -: | 94 | -: | -: | -: | -: | -: | -: | -: | -: | -: | -: | -: | -: | -: | 94 | -: | -: | -: | -: | -: | -: | -: | -: | -: | -: | -: | -: | -: |
| EUR 12 | 92 | 113 | 77 | 66 | 92 | 102 | 136 | 165 | 225 | 306 | 201 | 174 | 165 | 1821 | 92 | 113 | 77 | 66 | 92 | 102 | 136 | 165 | 225 | 306 | 201 | 174 | 165 | 1821 | 92 | 113 | 77 | 66 | 92 | 102 | 136 | 165 | 225 | 306 | 201 | 174 | 165 | 1821 |

SCHAFE & ZIEGEN
AUSSENHANDELSHEEP & GOATS
EXTERNAL TRADEMOUTONS & CHEVRES
COMMERCE EXTERIEUR

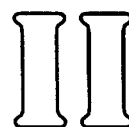
| | 1000 TONNEN | | | | | | | | | | | | 1000 TONS | | | | | | | | | | | | 1000 TONNES | | | | | | | | | | | |
|-----------------|------------------------|-----|--------|-----|--------|-----|--------|-----|--------|-----|--------|-----|------------------------|-----|--------|-----|--------|-----|--------|-----|--------|-----|--------|-----|-------------------------------|-------|--------|--|--|--|--|--|--|--|--|--|
| | I I | JAN | I I | FEB | I I | MAR | I I | APR | I I | MAY | I I | JUN | I I | JUL | I I | AUG | I I | SEP | I I | OCT | I I | NOV | I I | DEC | I I | TOTAL | I I | | | | | | | | | |
| EUR 12 | EINFUHR LEBENDER TIERE | | | | | | | | | | | | IMPORT OF LIVE ANIMALS | | | | | | | | | | | | IMPORTATION D'ANIMAUX VIVANTS | | | | | | | | | | | |
| BELG-LUXEMBOURG | 92 | 1: | | 2: | | 2: | | 6: | | 2: | | 2: | | 1: | | 2: | | 1: | | 1: | | 1: | | 2: | | 22: | | | | | | | | | | |
| | 92 | 1 | | 1 | | 0 | | 1 | | 1 | | 1 | | 1 | | 1 | | 1 | | 1 | | 1 | | 1 | | 8 | | | | | | | | | | |
| | 93 | 0 | | 0 | | 0 | | 0 | | 0 | | 0 | | 0 | | 0 | | 0 | | 0 | | 0 | | 0 | | 4 | | | | | | | | | | |
| DANMARK | 92 | -: | | -: | | -: | | -: | | -: | | -: | | -: | | -: | | -: | | -: | | -: | | -: | | -: | | | | | | | | | | |
| | 93 | -: | | -: | | -: | | -: | | -: | | -: | | -: | | -: | | -: | | -: | | -: | | -: | | -: | | | | | | | | | | |
| | 94 | -: | | -: | | -: | | -: | | -: | | -: | | -: | | -: | | -: | | -: | | -: | | -: | | -: | | | | | | | | | | |
| DEUTSCHLAND | 92 | 0 | | 0 | | 0 | | 1 | | 0 | | 0 | | 0 | | 0 | | 0 | | 1 | | 0 | | 0 | | 4 | | | | | | | | | | |
| | 93 | 0 | | 0 | | 1 | | 0 | | 0 | | 0 | | 0 | | 0 | | 0 | | 0 | | 0 | | 0 | | 3 | | | | | | | | | | |
| | 94 | 0 | | 0 | | 0 | | 0 | | 0 | | 0 | | 0 | | 0 | | 0 | | 0 | | 0 | | 0 | | 0 | | | | | | | | | | |
| ELLADA | 92 | 0 | | 0 | | 0 | | 0 | | 0 | | 0 | | 0 | | 0 | | 0 | | 0 | | 0 | | 1 | | 3 | | | | | | | | | | |
| | 93 | 0 | | 0 | | 0 | | 0 | | 0 | | 0 | | 0 | | 1 | | 1 | | 1 | | 1 | | 1 | | 1 | | | | | | | | | | |
| ESPAÑA | 92 | 1 | | 1 | | 0 | | 0 | | 1 | | 1 | | 1 | | 1 | | 1 | | 1 | | 0 | | 1 | | 8 | | | | | | | | | | |
| | 93 | 0 | | 0 | | 0 | | 0 | | 0 | | 0 | | 0 | | 0 | | 0 | | 0 | | 0 | | 0 | | 1 | | | | | | | | | | |
| | 94 | - | | - | | 0 | | 0 | | 0 | | 0 | | 0 | | 0 | | 0 | | 0 | | 0 | | 0 | | 0 | | | | | | | | | | |
| FRANCE | 92 | 3 | | 2 | | 1 | | 1 | | 1 | | 2 | | 3 | | 3 | | 4 | | 4 | | 3 | | 3 | | 29 | | | | | | | | | | |
| | 93 | 1 | | 1 | | 1 | | 1 | | 2 | | 1 | | 1 | | 1 | | 1 | | 1 | | 1 | | 1 | | 15 | | | | | | | | | | |
| | 94 | 1 | | 1 | | 1 | | 1 | | 1 | | 1 | | 1 | | 1 | | 1 | | 1 | | 1 | | 1 | | 1 | | | | | | | | | | |
| IRELAND | 92 | 0 | | 0 | | 0 | | 0 | | 0 | | 0 | | 0 | | 0 | | 0 | | 0 | | 0 | | 0 | | 1 | | | | | | | | | | |
| | 93 | - | | - | | - | | - | | - | | - | | - | | - | | - | | - | | - | | - | | - | | | | | | | | | | |
| | 94 | - | | - | | - | | - | | - | | - | | - | | - | | - | | - | | - | | - | | - | | | | | | | | | | |
| ITALIA | 92 | 1 | | 2 | | 2 | | 6 | | 2 | | 2 | | 2 | | 3 | | 2 | | 1 | | 1 | | 3 | | 27 | | | | | | | | | | |
| | 93 | 1 | | 1 | | 2 | | 2 | | 2 | | 2 | | 2 | | 3 | | 2 | | 1 | | 1 | | 3 | | 22 | | | | | | | | | | |
| | 94 | 1 | | 1 | | 5 | | 2 | | 2 | | 2 | | 2 | | 3 | | 2 | | 1 | | 1 | | 3 | | 2 | | | | | | | | | | |
| NEDERLAND | 92 | 0 | | 0 | | 0 | | 0 | | 0 | | 0 | | 0 | | 0 | | 0 | | 0 | | 0 | | 0 | | 1 | | | | | | | | | | |
| | 93 | 0 | | 0 | | 0 | | 0 | | 0 | | 0 | | 0 | | 0 | | 0 | | 0 | | 0 | | 0 | | 1 | | | | | | | | | | |
| | 94 | 0 | | 0 | | 0 | | 0 | | 0 | | 0 | | 0 | | 0 | | 0 | | 0 | | 0 | | 0 | | 1 | | | | | | | | | | |
| PORTUGAL | 92 | -: | | -: | | -: | | -: | | -: | | -: | | -: | | -: | | -: | | -: | | -: | | -: | | -: | | | | | | | | | | |
| | 93 | -: | | -: | | -: | | -: | | -: | | -: | | -: | | -: | | -: | | -: | | -: | | -: | | -: | | | | | | | | | | |
| | 94 | -: | | -: | | -: | | -: | | -: | | -: | | -: | | -: | | -: | | -: | | -: | | -: | | -: | | | | | | | | | | |
| UNITED KINGDOM | 92 | 0 | | 0 | | 0 | | - | | 0 | | 0 | | 1 | | 1 | | 1 | | 1 | | 0 | | 0 | | 4 | | | | | | | | | | |
| EUR 12 | AUSFUHR LEBENDER TIERE | | | | | | | | | | | | EXPORT OF LIVE ANIMALS | | | | | | | | | | | | EXPORTATION D'ANIMAUX VIVANTS | | | | | | | | | | | |
| BELG-LUXEMBOURG | 92 | 1: | | 1: | | 1: | | 2: | | 1: | | 2: | | 1: | | 2: | | 3: | | 0: | | 1: | | 1: | | 17: | | | | | | | | | | |
| | 92 | 0 | | 0 | | 0 | | 0 | | 0 | | 0 | | 0 | | 1 | | 1 | | 1 | | 0 | | 0 | | 5 | | | | | | | | | | |
| | 93 | 0 | | 0 | | 0 | | 0 | | 0 | | 0 | | 0 | | 0 | | 0 | | 0 | | 0 | | 0 | | 3 | | | | | | | | | | |
| DANMARK | 92 | - | | - | | - | | - | | - | | - | | - | | 0 | | 0 | | 0 | | 0 | | 0 | | 0 | | | | | | | | | | |
| | 93 | -: | | -: | | -: | | -: | | -: | | -: | | -: | | 0: | | 0: | | 0: | | 0: | | 0: | | 0: | | | | | | | | | | |
| DEUTSCHLAND | 92 | 1 | | 0 | | 0 | | 0 | | 0 | | 1 | | 1 | | 1 | | 1 | | 1 | | 0 | | 0 | | 6 | | | | | | | | | | |
| | 93 | 0 | | 0 | | 0 | | 0 | | 0 | | 0 | | 0 | | 0 | | 0 | | 0 | | 0 | | 0 | | 1 | | | | | | | | | | |
| | 94 | 0 | | 0 | | 0 | | 0 | | 0 | | 0 | | 0 | | 0 | | 0 | | 0 | | 0 | | 0 | | 0 | | | | | | | | | | |
| ELLADA | 92 | - | | - | | - | | - | | - | | - | | - | | - | | - | | 0 | | - | | - | | 0 | | | | | | | | | | |
| | 93 | - | | - | | - | | - | | - | | 0 | | 0 | | - | | - | | 0 | | - | | - | | 0 | | | | | | | | | | |
| ESPAÑA | 92 | 0 | | 0 | | 0 | | 0 | | 0 | | 0 | | 0 | | 0 | | 0 | | 0 | | 0 | | 0 | | 2 | | | | | | | | | | |
| | 93 | 0 | | 0 | | 0 | | 0 | | 0 | | 0 | | 0 | | 0 | | 0 | | 0 | | 0 | | 0 | | 2 | | | | | | | | | | |
| | 94 | 0 | | 0 | | 0 | | 0 | | 0 | | 0 | | 0 | | 0 | | 0 | | 0 | | 0 | | 0 | | 0 | | | | | | | | | | |
| FRANCE | 92 | 1 | | 1 | | 0 | | 1 | | 1 | | 1 | | 1 | | 1 | | 1 | | 1 | | 1 | | 3 | | 13 | | | | | | | | | | |
| | 93 | 1 | | 1 | | 1 | | 1 | | 1 | | 0 | | 0 | | 0 | | 0 | | 1 | | 1 | | 2 | | 9 | | | | | | | | | | |
| | 94 | 1 | | 1 | | 1 | | 0 | | 0 | | 1 | | 1 | | 1 | | 1 | | 1 | | 1 | | 1 | | 1 | | | | | | | | | | |
| IRELAND | 92 | 0 | | 0 | | 0 | | 0 | | 0 | | 1 | | 1 | | 1 | | 1 | | 1 | | 0 | | 0 | | 6 | | | | | | | | | | |
| | 93 | - | | - | | - | | - | | - | | - | | - | | - | | - | | - | | - | | - | | - | | | | | | | | | | |
| | 94 | 0 | | 0 | | 0 | | 0 | | 0 | | 0 | | 0 | | 0 | | 0 | | 0 | | 0 | | 0 | | 0 | | | | | | | | | | |
| ITALIA | 92 | - | | - | | 0 | | - | | 0 | | 0 | | 0 | | - | | 0 | | - | | - | | - | | 0 | | | | | | | | | | |
| | 93 | - | | - | | - | | - | | - | | - | | - | | 0 | | - | | 0 | | - | | - | | 0 | | | | | | | | | | |
| | 94 | - | | - | | - | | - | | - | | - | | - | | 0 | | - | | 0 | | - | | - | | 0 | | | | | | | | | | |
| NEDERLAND | 92 | 1 | | 1 | | 1 | | 1 | | 1 | | 1 | | 1 | | 1 | | 1 | | 1 | | 1 | | 1 | | 12 | | | | | | | | | | |
| | 93 | 1 | | 1 | | 1 | | 0 | | 1 | | 1 | | 1 | | 1 | | 1 | | 1 | | 1 | | 1 | | 11 | | | | | | | | | | |
| | 94 | 1 | | 1 | | 1 | | 1 | | 1 | | 1 | | 1 | | 1 | | 1 | | 1 | | 1 | | 1 | | 1 | | | | | | | | | | |
| PORTUGAL | 92 | -: | | -: | | -: | | -: | | -: | | -: | | -: | | -: | | -: | | -: | | -: | | -: | | -: | | | | | | | | | | |
| | 93 | -: | | -: | | -: | | -: | | -: | | -: | | -: | | -: | | -: | | -: | | -: | | -: | | -: | | | | | | | | | | |
| | 94 | -: | | -: | | -: | | -: | | -: | | -: | | -: | | -: | | -: | | -: | | -: | | -: | | -: | | | | | | | | | | |
| UNITED KINGDOM | 92 | 2 | | 2 | | 2 | | 2 | | 3 | | 3 | | 3 | | 4 | | 6 | | 3 | | 3 | | 3 | | 36 | | | | | | | | | | |

| | PFERDE BRUTTOEIGENERZEUGUNG | | | | | | | | | | | | HORSES GROSS INDIGENOUS PRODUCTION | | | | | | | | | | | | EQUIDES PRODUCTION INDIGENE BRUTE | | | | | | | | | | | | | | | | | |
|-----------------|--------------------------------|-----|--------|--------|--------|---------|--------|--------|--------|--------|--------|---------|---------------------------------------|-------|-----|-----|-----|-----|-----|-----|-----|-----|-----|-----|--------------------------------------|-------|-----|----|----|--------|---------|-------|---------|--------|---------|--------|--------|--------|--------|-------|-------|----|
| | 1000 STUECK | | | | | | | | | | | | 1000 HEAD | | | | | | | | | | | | 1000 TETES | | | | | | | | | | | | | | | | | |
| | I | I | I | I | I | I | I | I | I | I | I | I | I | I | I | I | I | I | I | I | I | I | I | I | | | | | | | | | | | | | | | | | | |
| | JAN | FEB | MAR | APR | MAY | JUN | JUL | AUG | SEP | OCT | NOV | DEC | TOTAL | JAN | FEB | MAR | APR | MAY | JUN | JUL | AUG | SEP | OCT | NOV | DEC | TOTAL | | | | | | | | | | | | | | | | |
| EUR 12 | 92 | 16: | 17: | 18: | 21: | 12: | 20: | 24: | 13: | 16: | 16: | 18: | 26: | 216: | | | | | | | | | | | | | | | | | | | | | | | | | | | | |
| BELGIE-BELGIQUE | 92 | 1 | 0 | 0 | -0 | 0 | 0 | -0 | -0 | 0 | 0 | 0 | 1 | 1 | 93 | 0 | 0 | 0 | 1 | 0 | 0 | 0 | 0 | 1 | 1 | 1 | 6 | % | 93 | -38,9 | 72,0 | 63,9 | -1825,0 | 1407,1 | 9448,4 | -994,9 | -488,8 | -273,5 | 4699,7 | 222,9 | 113,7 | |
| | % | 93 | -38,9 | 72,0 | 63,9 | -1825,0 | 1407,1 | 9448,4 | -994,9 | -488,8 | -273,5 | 4699,7 | 222,9 | 113,7 | | | | | | | | | | | | | | | | | | | | | | | | | | | | |
| | %+ | 93 | -38,9 | -3,9 | 10,2 | 62,4 | 78,9 | 111,7 | 150,8 | 219,5 | 387,1 | 472,3 | 427,6 | 350,9 | | | | | | | | | | | | | | | | | | | | | | | | | | | | |
| DANMARK | 92 | - | - | - | - | - | - | - | - | - | - | - | - | - | 93 | -: | -: | -: | -: | -: | -: | -: | -: | -: | -: | -: | -: | % | 94 | -: | -: | -: | -: | -: | -: | -: | -: | -: | -: | -: | -: | |
| | % | 94 | -: | -: | -: | -: | -: | -: | -: | -: | -: | -: | -: | -: | | | | | | | | | | | | | | | | | | | | | | | | | | | | |
| | %+ | 94 | -: | -: | -: | -: | -: | -: | -: | -: | -: | -: | -: | -: | | | | | | | | | | | | | | | | | | | | | | | | | | | | |
| DEUTSCHLAND | 92 | 1 | 0 | 0 | 0 | -0 | 0 | 0 | -0 | 0 | -0 | 0 | 1 | 3 | 93 | 1 | 0 | 1 | 0 | 0 | 1 | -0 | 0 | 1 | 1 | 1 | 7 | % | 94 | 1 | 1 | 1 | 1 | 0 | 1 | 0 | : | : | : | : | : | |
| | % | 94 | 7,5 | 96,1 | -4,4 | 308,4 | 56,5 | 3,5 | -363,5 | : | : | : | : | : | | | | | | | | | | | | | | | | | | | | | | | | | | | | |
| | %+ | 94 | 7,5 | 31,3 | 19,4 | 51,7 | 52,1 | 42,3 | 71,2 | : | : | : | : | : | | | | | | | | | | | | | | | | | | | | | | | | | | | | |
| ELLADA | 92 | -0 | -0 | -0 | 0 | -0 | -0 | -0 | - | 0 | 0 | 0 | 0 | 0 | 93 | 0 | 0 | -0 | -0 | 0 | 0 | 0 | 0 | 0 | 0 | 0 | 0 | % | 93 | -557,1 | -3300,0 | -25,0 | -1800,0 | -97,2 | -1083,3 | -8,3 | - | 175,0 | 22,2 | : | : | |
| | %+ | 93 | -557,1 | -900,0 | -375,0 | -300,0 | -167,3 | -257,4 | -216,4 | -265,8 | -540,0 | -2788,9 | : | : | | | | | | | | | | | | | | | | | | | | | | | | | | | | |
| ESPAÑA | 92 | 3 | 3 | 4 | 3 | 3 | 4 | 3 | 3 | 4 | 4 | 3 | 4 | 42 | 93 | 4 | 4 | 4 | 3 | 3 | 4 | 3 | 4 | 4 | 4 | 4 | 42 | % | 94 | 3 | 4 | 4 | 3 | : | : | : | : | : | : | : | : | |
| | % | 94 | -7,5 | -7,6 | -12,5 | -7,6 | : | : | : | : | : | : | : | : | | | | | | | | | | | | | | | | | | | | | | | | | | | | |
| | %+ | 94 | -7,5 | -7,6 | -9,2 | -8,8 | : | : | : | : | : | : | : | : | | | | | | | | | | | | | | | | | | | | | | | | | | | | |
| FRANCE | 92 | 4 | 3 | 9 | 3 | 3 | 3 | 11 | 2 | 3 | 3 | 4 | 3 | 51 | 93 | 3 | 2 | 0 | 3 | 2 | 1 | 2 | 3 | 2 | 3 | 4 | 3 | 28 | % | 94 | 3 | 2 | 2 | 2 | 2 | 2 | 2 | : | : | : | : | : |
| | % | 94 | -2,9 | -0,1 | 469,6 | -27,3 | -4,9 | 41,5 | : | : | : | : | : | : | | | | | | | | | | | | | | | | | | | | | | | | | | | | |
| | %+ | 94 | -2,9 | -1,6 | 34,9 | 14,8 | 10,3 | 13,9 | : | : | : | : | : | : | | | | | | | | | | | | | | | | | | | | | | | | | | | | |
| IRELAND | 92 | 0 | 0 | 0 | 0 | 0 | 0 | 0 | 0 | 1 | 1 | 0 | 0 | 4 | 93 | -: | -: | -: | -: | -: | -: | -: | -: | -: | -: | -: | -: | -: | % | 94 | -: | -: | -: | -: | -: | -: | -: | -: | -: | -: | -: | -: |
| | % | 94 | -: | -: | -: | -: | -: | -: | -: | -: | -: | -: | -: | -: | | | | | | | | | | | | | | | | | | | | | | | | | | | | |
| | %+ | 94 | -: | -: | -: | -: | -: | -: | -: | -: | -: | -: | -: | -: | | | | | | | | | | | | | | | | | | | | | | | | | | | | |
| ITALIA | 92 | 5 | 10 | 4 | 13 | 5 | 9 | 8 | 7 | 8 | 8 | 12 | 15 | 104 | 93 | 9 | 14 | 6 | 15 | 6 | 10 | 10 | 8 | 6 | 12 | 8 | 116 | % | 94 | 8 | 13 | 9 | 15 | 9 | : | : | : | : | : | : | : | |
| | % | 94 | -17,3 | -5,4 | 41,3 | 0,4 | 45,4 | : | : | : | : | : | : | : | | | | | | | | | | | | | | | | | | | | | | | | | | | | |
| | %+ | 94 | -17,3 | -10,2 | 1,0 | 0,8 | 6,2 | : | : | : | : | : | : | : | | | | | | | | | | | | | | | | | | | | | | | | | | | | |
| LUXEMBOURG | 92 | - | - | - | - | - | - | - | - | - | - | - | - | - | 93 | - | - | - | - | - | - | - | - | - | - | - | - | % | 94 | - | - | - | - | - | - | - | - | - | - | - | - | |
| | % | 94 | - | - | - | - | - | - | - | - | - | - | - | - | | | | | | | | | | | | | | | | | | | | | | | | | | | | |
| | %+ | 94 | - | - | - | - | - | - | - | - | - | - | - | - | | | | | | | | | | | | | | | | | | | | | | | | | | | | |
| NEDERLAND | 92 | 1 | 1 | 1 | 1 | 1 | 1 | 0 | 1 | 1 | 1 | 1 | 1 | 8 | 93 | 0 | 1 | 1 | 1 | 1 | 0 | 0 | 1 | 1 | 1 | 0 | 7 | % | 94 | 0 | 1 | 2 | 1 | 1 | 1 | : | : | : | : | : | : | |
| | % | 94 | - | 60,0 | 212,5 | -37,5 | - | 133,3 | : | : | : | : | : | : | | | | | | | | | | | | | | | | | | | | | | | | | | | | |
| | %+ | 94 | - | 30,0 | 111,1 | 65,4 | 54,8 | 61,8 | : | : | : | : | : | : | | | | | | | | | | | | | | | | | | | | | | | | | | | | |
| PORTUGAL | 92 | 0 | 0 | 0 | 1 | 0 | 2 | 0 | 0 | 0 | 0 | 0 | 0 | 7 | 93 | 0: | 0: | 0: | 0: | 0: | 0: | 0: | 0: | 0: | 0: | 0: | 0: | 5: | % | 94 | 0: | 0: | 0: | 0: | 0: | 0: | 0: | 0: | 0: | 0: | 0: | 0: |
| | % | 94 | -6,8 | -8,8 | -9,6 | -14,0 | -6,7 | -23,1 | : | : | : | : | : | : | | | | | | | | | | | | | | | | | | | | | | | | | | | | |
| | %+ | 94 | -6,8 | -7,8 | -8,5 | -9,8 | -9,2 | -11,7 | : | : | : | : | : | : | | | | | | | | | | | | | | | | | | | | | | | | | | | | |
| UNITED KINGDOM | 92 | -: | -: | -0: | -: | -0: | -1: | -0: | -0: | -0: | -0: | -4: | 3: | -2: | | | | | | | | | | | | | | | | | | | | | | | | | | | | |

| | PFERDE BRUTTOEIGENERZEUGUNG | | | | | | | | | | | | HORSES GROSS INDIGENOUS PRODUCTION | | | | | EQUIDES PRODUCTION INDIGENE BRUTE | | | |
|-----------------|--------------------------------|--------|-------|----------|---------|-------|--------|--------|--------|--------|---------|-------|---------------------------------------|-------|-------|-------|-------|--------------------------------------|-------|--|--|
| | I | I | I | I | I | I | I | I | I | I | I | I | I | I | I | I | I | I | I | | |
| | JAN | FEB | MAR | APR | MAY | JUN | JUL | AUG | SEP | OCT | NOV | DEC | TOTAL | TOTAL | TOTAL | TOTAL | TOTAL | TOTAL | TOTAL | | |
| | 1000 TONNEN | | | | | | | | | | | | 1000 TONS | | | | | 1000 TONNES | | | |
| EUR 12 | 92 | 3: | 4: | 3: | 4: | 3: | 4: | 3: | 3: | 3: | 4: | 5: | 5: | 45: | | | | | | | |
| BELGIE-BELGIQUE | 92 | 0 | 0 | 0 | -0 | 0 | 0 | 0 | -0 | 0 | 0 | 0 | 0 | 1 | | | | | | | |
| | 93 | 0 | 0 | 0 | 0 | 0 | 0 | 0 | 0 | 0 | 0 | 0 | 0 | 2 | | | | | | | |
| % | 93 | -25,8 | 81,6 | 32,5 | -2383,3 | 166,7 | 83,3 | 800,0 | -971,4 | -818,7 | 509,4 | 265,9 | 124,7 | | | | | | | | |
| %+ | 93 | -25,8 | 5,3 | 11,9 | 54,3 | 61,7 | 64,2 | 83,4 | 119,6 | 157,9 | 184,4 | 192,1 | 182,6 | | | | | | | | |
| DANMARK | 92 | - | - | - | - | - | - | - | - | - | - | - | - | - | | | | | | | |
| | 93 | - | - | - | - | - | - | - | - | - | - | - | - | - | | | | | | | |
| % | 94 | - | - | - | - | - | - | - | - | - | - | - | - | - | | | | | | | |
| %+ | 94 | - | - | - | - | - | - | - | - | - | - | - | - | - | | | | | | | |
| DEUTSCHLAND | 92 | 0 | 0 | 0 | 0 | 0 | 0 | 0 | 0 | 0 | 0 | 0 | 0 | 2 | | | | | | | |
| | 93 | 0 | 0 | 0 | 0 | 0 | 0 | 0 | 0 | 0 | 0 | 0 | 0 | 2 | | | | | | | |
| % | 94 | 0 | 0 | 0 | 0 | 0 | 0 | 0 | 0 | 0 | 0 | 0 | 0 | 2 | | | | | | | |
| %+ | 94 | 2,0 | 38,4 | -5,8 | 140,4 | 0,8 | -21,1 | 788,2 | : | : | : | : | : | : | | | | | | | |
| ELLADA | 92 | -0 | 0 | -0 | -0 | -0 | - | -0 | - | 0 | 0 | 0 | - | 0 | | | | | | | |
| | 93 | 0 | 0 | -0 | -0 | -0 | - | 0 | 0 | 0 | 0 | 0 | 0 | 0 | | | | | | | |
| % | 93 | -200,0 | -25,0 | 17374*** | 300,0 | -85,7 | - | -166,7 | - | 200,0 | 0 | 0 | 0 | 0 | | | | | | | |
| %+ | 93 | -200,0 | 150,0 | 17374*** | -0,0 | -75,0 | -212,5 | -200,0 | -245,5 | -500,0 | -1166,7 | 0 | 0 | 0 | | | | | | | |
| ESPAÑA | 92 | 1 | 1 | 1 | 1 | 0 | 1 | 1 | 1 | 1 | 1 | 1 | 1 | 7 | | | | | | | |
| | 93 | 1 | 1 | 1 | 1 | 1 | 1 | 1 | 0 | 1 | 1 | 1 | 1 | 7 | | | | | | | |
| % | 94 | 1 | 1 | 1 | 1 | 1 | 1 | 1 | 1 | 1 | 1 | 1 | 1 | 7 | | | | | | | |
| %+ | 94 | -14,8 | -10,8 | -19,8 | -15,0 | : | : | : | : | : | : | : | : | : | | | | | | | |
| FRANCE | 92 | 1 | 1 | 1 | 1 | 1 | 1 | 1 | 1 | 1 | 1 | 1 | 1 | 10 | | | | | | | |
| | 93 | 1 | 1 | 1 | 1 | 1 | 1 | 1 | 1 | 1 | 1 | 1 | 1 | 9 | | | | | | | |
| % | 94 | 1 | 1 | 1 | 1 | 1 | 1 | 1 | 1 | 1 | 1 | 1 | 1 | 9 | | | | | | | |
| %+ | 94 | -20,2 | -13,7 | -13,4 | -17,2 | 22,8 | -24,0 | : | : | : | : | : | : | : | | | | | | | |
| IRELAND | 92 | 0 | - | 0 | - | 0 | 0 | 0 | 0 | 0 | 0 | 0 | - | 1 | | | | | | | |
| | 93 | - | - | - | - | - | - | - | - | - | - | - | - | 1 | | | | | | | |
| % | 94 | - | - | - | - | - | - | - | - | - | - | - | - | 1 | | | | | | | |
| %+ | 94 | - | - | - | - | - | - | - | - | - | - | - | - | 1 | | | | | | | |
| ITALIA | 92 | 1 | 3 | 0 | 2 | 1 | 2 | 1 | 1 | 1 | 2 | 3 | 3 | 22 | | | | | | | |
| | 93 | 2 | 3 | 1 | 3 | 1 | 2 | 2 | 2 | 1 | 1 | 2 | 1 | 23 | | | | | | | |
| % | 94 | 2 | 3 | 1 | 3 | 1 | 2 | 2 | 2 | 1 | 1 | 2 | 1 | 23 | | | | | | | |
| %+ | 94 | 4,2 | -3,0 | 14,2 | -2,0 | 52,7 | : | : | : | : | : | : | : | : | | | | | | | |
| LUXEMBOURG | 92 | 0 | 0 | 0 | 0 | 0 | 0 | 0 | 0 | 0 | 0 | 0 | 0 | 0 | | | | | | | |
| | 93 | 0 | 0 | 0 | 0 | 0 | 0 | 0 | 0 | 0 | 0 | 0 | 0 | 0 | | | | | | | |
| % | 94 | 0 | 0 | 0 | 0 | 0 | 0 | 0 | 0 | 0 | 0 | 0 | 0 | 0 | | | | | | | |
| %+ | 94 | -14,5 | 53,1 | -16,9 | -32,1 | -2,9 | 70,5 | : | : | : | : | : | : | : | | | | | | | |
| PORTUGAL | 92 | 0 | 0 | 0 | 0 | 0 | 0 | 0 | 0 | 0 | 0 | 0 | 0 | 1 | | | | | | | |
| | 93 | 0 | 0 | 0 | 0 | 0 | 0 | 0 | 0 | 0 | 0 | 0 | 0 | 1 | | | | | | | |
| % | 94 | 0 | 0 | 0 | 0 | 0 | 0 | 0 | 0 | 0 | 0 | 0 | 0 | 1 | | | | | | | |
| %+ | 94 | -7,9 | -11,1 | -11,0 | -13,1 | -5,1 | -22,9 | : | : | : | : | : | : | : | | | | | | | |
| UNITED KINGDOM | 92 | - | - | - | - | - | - | - | - | - | - | 0 | 0 | 5 | | | | | | | |
| | 93 | - | - | - | - | - | - | - | - | - | - | 0 | 0 | 5 | | | | | | | |
| % | 94 | - | - | - | - | - | - | - | - | - | - | 0 | 0 | 5 | | | | | | | |
| %+ | 94 | -7,9 | -9,5 | -10,1 | -10,8 | -9,7 | -12,1 | : | : | : | : | : | : | : | | | | | | | |

| PFERDE AUSSENHANDEL | | HORSES EXTERNAL TRADE | | | | | | | | | | | | EQUIDES COMMERCE EXTERIEUR | | | |
|------------------------|-----|--------------------------|-----|------------------------|-----|-----|-----|-----|-----|-----|-----|-------------------------------|-----|-------------------------------|---|------------|---|
| I | I | I | I | I | I | I | I | I | I | I | I | I | I | I | I | I | I |
| JAN | FEB | MAR | APR | MAY | JUN | JUL | AUG | SEP | OCT | NOV | DEC | TOTAL | | | | | |
| 1000 STUECK | | | | | | | | | | | | | | 1000 HEAD | | 1000 TETES | |
| EINFUHR LEBENDER TIERE | | | | IMPORT OF LIVE ANIMALS | | | | | | | | IMPORTATION D'ANIMAUX VIVANTS | | | | | |
| EUR 12 | | | | | | | | | | | | | | | | | |
| 92 | 17 | 18 | 20 | 17 | 17 | 18 | 16 | 14 | 18 | 18 | 20 | 14 | 204 | | | | |
| BELG-LUXEMBOURG | | | | | | | | | | | | | | | | | |
| 92 | 1 | 1 | 1 | 1 | 1 | 1 | 1 | 1 | 1 | 1 | 1 | 1 | 12 | | | | |
| 93 | 1 | 0 | 1 | 1 | 1 | 1 | 1 | 1 | 1 | 1 | 1 | 1 | 7 | | | | |
| DANMARK | | | | | | | | | | | | | | | | | |
| 92 | - | - | - | - | - | - | - | - | - | - | - | - | - | | | | |
| 93 | - | - | - | - | - | - | - | - | - | - | - | - | - | | | | |
| 94 | - | - | - | - | - | - | - | - | - | - | - | - | - | | | | |
| DEUTSCHLAND | | | | | | | | | | | | | | | | | |
| 92 | 1 | 1 | 2 | 2 | 2 | 2 | 2 | 2 | 2 | 3 | 2 | 2 | 23 | | | | |
| 93 | 1 | 1 | 1 | 1 | 1 | 2 | 2 | 2 | 1 | 1 | 1 | 1 | 16 | | | | |
| 94 | 1 | 1 | 1 | 1 | 1 | 1 | 1 | : | : | : | : | : | : | | | | |
| ELLADA | | | | | | | | | | | | | | | | | |
| 92 | 0 | 0 | 0 | 0 | 0 | 0 | 0 | - | 0 | 0 | 0 | 0 | 0 | | | | |
| 93 | - | - | 0 | 0 | 0 | 0 | 0 | - | 0 | - | 0 | 0 | 0 | | | | |
| 94 | - | - | - | - | - | - | - | - | - | - | - | - | - | | | | |
| ESPAÑA | | | | | | | | | | | | | | | | | |
| 92 | 0 | 0 | 0 | 0 | 0 | 0 | 0 | 0 | 0 | 0 | 0 | 0 | 2 | | | | |
| 93 | - | - | - | - | - | - | 0 | - | 0 | - | 0 | 0 | 0 | | | | |
| 94 | - | - | - | 0 | : | : | : | : | : | : | : | : | : | | | | |
| FRANCE | | | | | | | | | | | | | | | | | |
| 92 | 3 | 2 | 3 | 3 | 2 | 2 | 2 | 2 | 2 | 2 | 2 | 2 | 27 | | | | |
| 93 | 1 | 1 | 4 | 3 | 2 | 3 | 2 | 2 | 2 | 2 | 2 | 2 | 27 | | | | |
| 94 | 1 | 2 | 2 | 2 | 2 | 2 | 2 | : | : | : | : | : | : | | | | |
| IRELAND | | | | | | | | | | | | | | | | | |
| 92 | 0 | 0 | 0 | 0 | 0 | 0 | 0 | 0 | 0 | 0 | 0 | 0 | 2 | | | | |
| 93 | - | - | - | - | - | - | - | - | - | - | - | - | - | | | | |
| 94 | - | - | - | - | - | - | - | - | - | - | - | - | - | | | | |
| ITALIA | | | | | | | | | | | | | | | | | |
| 92 | 15 | 16 | 17 | 14 | 15 | 15 | 13 | 12 | 15 | 15 | 14 | 12 | 173 | | | | |
| 93 | 13 | 12 | 15 | 13 | 13 | 11 | 12 | 11 | 15 | 16 | 14 | 16 | 161 | | | | |
| 94 | 13 | 12 | 13 | 12 | 12 | : | : | : | : | : | : | : | : | | | | |
| NEDERLAND | | | | | | | | | | | | | | | | | |
| 92 | 0 | 0 | 0 | 0 | 0 | 0 | 0 | 0 | 0 | 1 | 0 | 0 | 4 | | | | |
| 93 | 0 | 0 | 0 | 0 | 0 | 1 | 0 | 0 | 0 | 0 | 0 | 0 | 3 | | | | |
| 94 | 0 | 0 | 0 | 0 | 0 | 0 | : | : | : | : | : | : | : | | | | |
| PORTUGAL | | | | | | | | | | | | | | | | | |
| 92 | - | - | - | - | - | - | - | - | - | - | - | - | - | | | | |
| 93 | -: | -: | -: | -: | -: | -: | -: | -: | -: | -: | -: | -: | -: | | | | |
| 94 | -: | -: | -: | -: | -: | -: | -: | -: | -: | -: | -: | -: | -: | | | | |
| UNITED KINGDOM | | | | | | | | | | | | | | | | | |
| 92 | 1 | 0 | 1 | 0 | 1 | 1 | 1 | 0 | 1 | 1 | 5 | 0 | 11 | | | | |
| 93 | 2 | 0 | 0 | 0 | 0 | 0 | : | : | : | : | : | : | : | | | | |
| AUSFUHR LEBENDER TIERE | | | | | | | | | | | | | | | | | |
| EUR 12 | | | | | | | | | | | | | | | | | |
| 92 | 2 | 0 | 6 | 0 | - | - | 9 | - | - | 0 | 0 | 3 | 19 | | | | |
| BELG-LUXEMBOURG | | | | | | | | | | | | | | | | | |
| 92 | 0 | 0 | 0 | 0 | 0 | 0 | 0 | 0 | 0 | 0 | 0 | 0 | 5 | | | | |
| 93 | 0 | 0 | 0 | 0 | 0 | 0 | 0 | 0 | 0 | 0 | 0 | 0 | 2 | | | | |
| DANMARK | | | | | | | | | | | | | | | | | |
| 92 | - | - | - | - | - | - | - | - | - | - | - | - | - | | | | |
| 93 | -: | -: | -: | -: | -: | -: | -: | -: | -: | -: | -: | -: | -: | | | | |
| 94 | -: | -: | -: | -: | -: | -: | -: | -: | -: | -: | -: | -: | -: | | | | |
| DEUTSCHLAND | | | | | | | | | | | | | | | | | |
| 92 | 1 | 0 | 1 | 1 | 1 | 0 | 1 | 0 | 1 | 1 | 1 | 1 | 7 | | | | |
| 93 | 0 | 0 | 0 | 0 | 0 | 1 | 0 | 0 | 0 | 1 | 1 | 1 | 5 | | | | |
| 94 | 0 | 0 | 0 | 1 | 0 | 0 | 0 | : | : | : | : | : | : | | | | |
| ELLADA | | | | | | | | | | | | | | | | | |
| 92 | - | - | 0 | 0 | 0 | 0 | 0 | - | 0 | 0 | 0 | 0 | 0 | | | | |
| 93 | 0 | 0 | - | - | - | 0 | - | 0 | 0 | 0 | : | : | : | | | | |
| 94 | 0 | 0 | 0 | 0 | : | : | : | : | : | : | : | : | : | | | | |
| ESPAÑA | | | | | | | | | | | | | | | | | |
| 92 | - | - | - | - | - | - | - | - | - | - | - | - | - | | | | |
| 93 | 0 | 0 | 0 | 0 | - | 0 | 0 | 0 | 0 | 0 | 0 | 0 | 1 | | | | |
| 94 | 0 | 0 | 0 | 0 | : | : | : | : | : | : | : | : | : | | | | |
| FRANCE | | | | | | | | | | | | | | | | | |
| 92 | 3 | 1 | 7 | 1 | 2 | 1 | 9 | 1 | 1 | 2 | 2 | 2 | 33 | | | | |
| 93 | 1 | 1 | 1 | 2 | 1 | 1 | 1 | 1 | 1 | 2 | 2 | 1 | 15 | | | | |
| 94 | 1 | 1 | 1 | 1 | 1 | 1 | : | : | : | : | : | : | : | | | | |
| IRELAND | | | | | | | | | | | | | | | | | |
| 92 | 0 | 0 | 0 | 0 | 0 | 0 | 0 | 0 | 1 | 1 | 1 | 0 | 4 | | | | |
| 93 | - | - | - | - | - | - | - | - | - | - | - | - | - | | | | |
| 94 | - | - | - | - | - | - | - | - | - | - | - | - | - | | | | |
| ITALIA | | | | | | | | | | | | | | | | | |
| 92 | 0 | 0 | 0 | 0 | 0 | 0 | 0 | 0 | 0 | 0 | 0 | 0 | 1 | | | | |
| 93 | 0 | 0 | 0 | 0 | 0 | 0 | 0 | 0 | 0 | 0 | 0 | 1 | 1 | | | | |
| 94 | 0 | 0 | 0 | 0 | 0 | : | : | : | : | : | : | : | : | | | | |
| NEDERLAND | | | | | | | | | | | | | | | | | |
| 92 | 1 | 1 | 1 | 1 | 1 | 1 | 1 | 1 | 1 | 1 | 1 | 1 | 8 | | | | |
| 93 | 0 | 0 | 1 | 1 | 1 | 1 | 0 | 1 | 1 | 1 | 1 | 0 | 6 | | | | |
| 94 | 0 | 1 | 2 | 1 | 1 | 1 | : | : | : | : | : | : | : | | | | |
| PORTUGAL | | | | | | | | | | | | | | | | | |
| 92 | - | - | 0 | 0 | - | - | - | - | - | - | - | - | 0 | | | | |
| 93 | -: | -: | -: | -: | -: | -: | -: | -: | -: | -: | -: | -: | -: | | | | |
| 94 | -: | -: | -: | -: | -: | -: | -: | -: | -: | -: | -: | -: | -: | | | | |
| UNITED KINGDOM | | | | | | | | | | | | | | | | | |
| 92 | 1 | 0 | 0 | 0 | 0 | 0 | 1 | 0 | 0 | 1 | 2 | 3 | 9 | | | | |

| | PFERDE AUSSENHANDEL | | | | | | | | | | | | HORSES EXTERNAL TRADE | | | | | | | | | | | | EQUIDES COMMERCE EXTERIEUR | | | | | | | | | |
|-----------------|------------------------|-----|-----|-----|-----|-----|-----|-----|-----|-----|-----|-----|------------------------|-------|-------|-------|-------|-------|-------|-------|-------|-------|-------|---|-------------------------------|----|----|---|---|---|---|---|----|----|
| | 1000 TONNEN | | | | | | | | | | | | 1000 TONS | | | | | | | | | | | | 1000 TONNES | | | | | | | | | |
| | I | I | I | I | I | I | I | I | I | I | I | I | I | I | I | I | I | I | I | I | I | I | I | I | | | | | | | | | | |
| | JAN | FEB | MAR | APR | MAY | JUN | JUL | AUG | SEP | OCT | NOV | DEC | TOTAL | TOTAL | TOTAL | TOTAL | TOTAL | TOTAL | TOTAL | TOTAL | TOTAL | TOTAL | TOTAL | | | | | | | | | | | |
| EUR 12 | EINFUHR LEBENDER TIERE | | | | | | | | | | | | IMPORT OF LIVE ANIMALS | | | | | | | | | | | | IMPORTATION D'ANIMAUX VIVANTS | | | | | | | | | |
| BELG-LUXEMBOURG | 92 | 4 | 4 | 5 | 4 | 4 | 4 | 4 | 3 | 4 | 4 | 3 | 47 | 92 | 4 | 4 | 5 | 4 | 4 | 3 | 4 | 4 | 4 | 3 | 47 | 92 | 4 | 4 | 5 | 4 | 4 | 3 | 47 | |
| DANMARK | 92 | 0 | 0 | 0 | 0 | 0 | 0 | 0 | 0 | 0 | 0 | 0 | 3 | 92 | 0 | 0 | 0 | 0 | 0 | 0 | 0 | 0 | 0 | 0 | 0 | 3 | 92 | 0 | 0 | 0 | 0 | 0 | 0 | 3 |
| DEUTSCHLAND | 92 | 0 | 0 | 1 | 0 | 0 | 0 | 0 | 0 | 0 | 1 | 0 | 5 | 92 | 0 | 0 | 1 | 0 | 0 | 0 | 0 | 0 | 1 | 0 | 0 | 5 | 92 | 0 | 0 | 1 | 0 | 0 | 0 | 5 |
| ELLADA | 92 | 0 | 0 | 0 | 0 | 0 | 0 | 0 | 0 | 0 | 0 | 0 | 3 | 92 | 0 | 0 | 0 | 0 | 0 | 0 | 0 | 0 | 0 | 0 | 0 | 3 | 92 | 0 | 0 | 0 | 0 | 0 | 0 | 3 |
| ESPAÑA | 92 | 0 | 0 | 0 | 0 | 0 | 0 | 0 | 0 | 0 | 0 | 0 | 0 | 92 | 0 | 0 | 0 | 0 | 0 | 0 | 0 | 0 | 0 | 0 | 0 | 0 | 92 | 0 | 0 | 0 | 0 | 0 | 0 | 0 |
| FRANCE | 92 | 1 | 1 | 1 | 1 | 1 | 1 | 0 | 0 | 1 | 1 | 0 | 7 | 92 | 1 | 1 | 1 | 1 | 1 | 0 | 0 | 1 | 1 | 0 | 0 | 7 | 92 | 1 | 1 | 1 | 1 | 1 | 0 | 7 |
| IRELAND | 92 | 0 | 0 | 0 | 0 | 0 | 0 | 0 | 0 | 0 | 0 | 0 | 0 | 92 | 0 | 0 | 0 | 0 | 0 | 0 | 0 | 0 | 0 | 0 | 0 | 0 | 92 | 0 | 0 | 0 | 0 | 0 | 0 | 0 |
| ITALIA | 92 | 4 | 3 | 4 | 3 | 4 | 4 | 3 | 3 | 3 | 3 | 3 | 41 | 92 | 4 | 3 | 4 | 3 | 4 | 4 | 3 | 3 | 3 | 3 | 3 | 41 | 92 | 4 | 3 | 4 | 3 | 4 | 4 | 41 |
| NEDERLAND | 92 | 0 | 0 | 0 | 0 | 0 | 0 | 0 | 0 | 0 | 0 | 0 | 1 | 92 | 0 | 0 | 0 | 0 | 0 | 0 | 0 | 0 | 0 | 0 | 0 | 1 | 92 | 0 | 0 | 0 | 0 | 0 | 0 | 1 |
| PORTUGAL | 92 | 0 | 0 | 0 | 0 | 0 | 0 | 0 | 0 | 0 | 0 | 0 | 0 | 92 | 0 | 0 | 0 | 0 | 0 | 0 | 0 | 0 | 0 | 0 | 0 | 0 | 92 | 0 | 0 | 0 | 0 | 0 | 0 | 0 |
| UNITED KINGDOM | 92 | 0 | 0 | 0 | 0 | 0 | 0 | 0 | 0 | 0 | 0 | 0 | 2 | 92 | 0 | 0 | 0 | 0 | 0 | 0 | 0 | 0 | 0 | 0 | 0 | 2 | 92 | 0 | 0 | 0 | 0 | 0 | 0 | 2 |
| EUR 12 | AUSFUHR LEBENDER TIERE | | | | | | | | | | | | EXPORT OF LIVE ANIMALS | | | | | | | | | | | | EXPORTATION D'ANIMAUX VIVANTS | | | | | | | | | |
| BELG-LUXEMBOURG | 92 | 0 | 0 | 0 | 0 | 0 | 0 | 0 | 0 | 0 | 0 | 0 | 1 | 92 | 0 | 0 | 0 | 0 | 0 | 0 | 0 | 0 | 0 | 0 | 0 | 1 | 92 | 0 | 0 | 0 | 0 | 0 | 0 | 1 |
| DANMARK | 92 | 0 | 0 | 0 | 0 | 0 | 0 | 0 | 0 | 0 | 0 | 0 | 0 | 92 | 0 | 0 | 0 | 0 | 0 | 0 | 0 | 0 | 0 | 0 | 0 | 0 | 92 | 0 | 0 | 0 | 0 | 0 | 0 | 0 |
| DEUTSCHLAND | 92 | 0 | 0 | 0 | 0 | 0 | 0 | 0 | 0 | 0 | 0 | 0 | 2 | 92 | 0 | 0 | 0 | 0 | 0 | 0 | 0 | 0 | 0 | 0 | 0 | 2 | 92 | 0 | 0 | 0 | 0 | 0 | 0 | 2 |
| ELLADA | 92 | 0 | 0 | 0 | 0 | 0 | 0 | 0 | 0 | 0 | 0 | 0 | 0 | 92 | 0 | 0 | 0 | 0 | 0 | 0 | 0 | 0 | 0 | 0 | 0 | 0 | 92 | 0 | 0 | 0 | 0 | 0 | 0 | 0 |
| ESPAÑA | 92 | 0 | 0 | 0 | 0 | 0 | 0 | 0 | 0 | 0 | 0 | 0 | 0 | 92 | 0 | 0 | 0 | 0 | 0 | 0 | 0 | 0 | 0 | 0 | 0 | 0 | 92 | 0 | 0 | 0 | 0 | 0 | 0 | 0 |
| FRANCE | 92 | 0 | 0 | 0 | 0 | 0 | 0 | 0 | 0 | 0 | 0 | 0 | 4 | 92 | 0 | 0 | 0 | 0 | 0 | 0 | 0 | 0 | 0 | 0 | 0 | 4 | 92 | 0 | 0 | 0 | 0 | 0 | 0 | 4 |
| IRELAND | 92 | 0 | 0 | 0 | 0 | 0 | 0 | 0 | 0 | 0 | 0 | 0 | 3 | 92 | 0 | 0 | 0 | 0 | 0 | 0 | 0 | 0 | 0 | 0 | 0 | 3 | 92 | 0 | 0 | 0 | 0 | 0 | 0 | 3 |
| ITALIA | 92 | 0 | 0 | 0 | 0 | 0 | 0 | 0 | 0 | 0 | 0 | 0 | 0 | 92 | 0 | 0 | 0 | 0 | 0 | 0 | 0 | 0 | 0 | 0 | 0 | 0 | 92 | 0 | 0 | 0 | 0 | 0 | 0 | 0 |
| NEDERLAND | 92 | 0 | 0 | 0 | 0 | 0 | 0 | 0 | 0 | 0 | 0 | 0 | 0 | 92 | 0 | 0 | 0 | 0 | 0 | 0 | 0 | 0 | 0 | 0 | 0 | 0 | 92 | 0 | 0 | 0 | 0 | 0 | 0 | 0 |
| PORTUGAL | 92 | 0 | 0 | 0 | 0 | 0 | 0 | 0 | 0 | 0 | 0 | 0 | 0 | 92 | 0 | 0 | 0 | 0 | 0 | 0 | 0 | 0 | 0 | 0 | 0 | 0 | 92 | 0 | 0 | 0 | 0 | 0 | 0 | 0 |
| UNITED KINGDOM | 92 | 0 | 0 | 0 | 0 | 0 | 0 | 0 | 0 | 0 | 0 | 0 | 2 | 92 | 0 | 0 | 0 | 0 | 0 | 0 | 0 | 0 | 0 | 0 | 0 | 2 | 92 | 0 | 0 | 0 | 0 | 0 | 0 | 2 |



Monatliche Eier- und Geflügelstatistik
Monthly statistics on eggs and poultry
Statistiques mensuelles des œufs et volaille

| | AUFSTALLUNG VON KUEKEN | | | | | | | | | | | | CHICKS PLACED | | | | POUSSINS MIS EN PLACE | | | | | |
|-----------------|--|--------|--------|--------|--------|--------|--------|--------|--------|--------|--------|--------|--|---------|---|---|--|---|---|---|--|--|
| | LEGE- UND MISCHRASSEN (KUEKEN FUER DIE LEGENUTZUNG) | | | | | | | | | | | | LAYING STOCK & MIXED STOCK (FEMALES FOR LAYING) | | | | POULETTES (R.PONTE & R.MIXTE) (UTILISATION PONTE) | | | | | |
| | I | I | I | I | I | I | I | I | I | I | I | I | I | I | I | I | I | I | I | I | | |
| | JAN | FEB | MAR | APR | MAY | JUN | JUL | AUG | SEP | OCT | NOV | DEC | TOTAL | | | | | | | | | |
| | 1000 EINHEITEN | | | | | | | | | | | | 1000 UNITS | | | | 1000 UNITES | | | | | |
| EUR 12 | 92 | 20505: | 20869: | 24916: | 24355: | 21678: | 22271: | 20637: | 18719: | 20559: | 20378: | 17101: | 20020: | 252007: | | | | | | | | |
| | 93 | 15627: | 16995: | 21310: | 21468: | 19929: | 20352: | 18302: | 17521: | 19663: | 17727: | 16137: | 17539: | 222572: | | | | | | | | |
| | 94 | 18005: | 20012: | 23718: | 16475: | 17226: | : | : | : | : | : | : | : | : | | | | | | | | |
| % | 94 | 15,2: | 17,7: | 11,3: | -23,3: | -13,6: | : | : | : | : | : | : | : | : | | | | | | | | |
| %+ | 94 | 15,2: | 16,5: | 14,5: | 3,7: | 0,1: | : | : | : | : | : | : | : | : | | | | | | | | |
| EUR 12# | 92 | 19995: | 20284: | 24392: | 23999: | 21365: | 21993: | 20596: | 18719: | 20559: | 20358: | 17101: | 20020: | 249380: | | | | | | | | |
| | 93 | 12772: | 13804: | 17152: | 17259: | 16419: | 16831: | 14755: | 13856: | 15219: | 14170: | 13772: | 14629: | 180638: | | | | | | | | |
| | 94 | 14484: | 16192: | 18432: | 12486: | 13378: | : | : | : | : | : | : | : | : | | | | | | | | |
| % | 94 | 13,4: | 17,3: | 7,5: | -27,7: | -18,5: | : | : | : | : | : | : | : | : | | | | | | | | |
| %+ | 94 | 13,4: | 15,4: | 12,3: | 1,0: | -3,1: | : | : | : | : | : | : | : | : | | | | | | | | |
| BELG-LUXEMBOURG | 92 | 836 | 749 | 769 | 1028 | 776 | 709 | 1031 | 817 | 1008 | 1012 | 1040 | 801 | 10576 | | | | | | | | |
| | 93 | 1157 | 852 | 1012 | 895: | 1151: | 1155: | 1328: | 1145: | 1068: | 1206: | 1143: | 1233 | 13345: | | | | | | | | |
| | 94 | 994 | 1146 | 901 | 1093: | 1228: | 1247: | 928: | : | : | : | : | : | : | | | | | | | | |
| % | 94 | -14,1 | 34,5 | -11,0 | 22,1: | 6,7: | 8,0: | -30,1: | : | : | : | : | : | : | | | | | | | | |
| %+ | 94 | -14,1 | 6,5 | 0,7 | 5,6: | 5,8: | 6,2: | -0,2: | : | : | : | : | : | : | | | | | | | | |
| DANMARK | 92 | 403 | 283 | 311 | 388 | 396 | 380 | 315 | 286 | 385 | 566 | 534 | 699 | 4946 | | | | | | | | |
| | 93 | 306: | 346: | : | : | : | : | : | : | : | : | : | : | : | | | | | | | | |
| % | 93 | -24,1: | 22,3: | : | : | : | : | : | : | : | : | : | : | : | | | | | | | | |
| %+ | 93 | -24,1: | -5,0: | : | : | : | : | : | : | : | : | : | : | : | | | | | | | | |
| DEUTSCHLAND# | 92 | 3332 | 3115 | 3955 | 4306 | 3123 | 3046 | 3316 | 3113 | 3766 | 3015 | 1836: | 3310: | 39235: | | | | | | | | |
| DEUTSCHLAND | 92 | 3843 | 3701 | 4479 | 4662 | 3435 | 3324 | 3357 | 3113 | 3766 | 3036 | 1836: | 3310: | 41862: | | | | | | | | |
| | 93 | 2855: | 3191: | 4158: | 4209: | 3511: | 3521: | 3547 | 3666: | 4444: | 3557: | 2365: | 2910: | 41933: | | | | | | | | |
| | 94 | 3521 | 3819 | 5286 | 3789 | 3848 | : | : | : | : | : | : | : | : | | | | | | | | |
| % | 94 | 23,3: | 19,7: | 27,1: | -5,2: | 9,6: | : | : | : | : | : | : | : | : | | | | | | | | |
| %+ | 94 | 23,3: | 21,4: | 23,7: | 15,3: | 14,2: | : | : | : | : | : | : | : | : | | | | | | | | |
| ELLADA | 92 | 372 | 775 | 1072 | 668 | 735 | 534 | 286 | 421 | 259 | 236 | 128 | 250 | 5738 | | | | | | | | |
| | 93 | 288 | 626 | 832 | 704: | 362: | 615: | 249: | 343: | 687: | 319: | 112: | 167: | 5303: | | | | | | | | |
| | 94 | 698 | 1120 | 1204 | 729 | 490 | : | : | : | : | : | : | : | : | | | | | | | | |
| % | 94 | 142,6 | 78,9 | 44,8 | 3,6: | 35,6: | : | : | : | : | : | : | : | : | | | | | | | | |
| %+ | 94 | 142,6 | 98,9 | 73,1 | 53,2: | 50,9: | : | : | : | : | : | : | : | : | | | | | | | | |
| ESPAÑA | 92 | 2698 | 2505 | 2561 | 2684 | 2732 | 2740 | 2863 | 2287 | 2386 | 2633 | 2039 | 2147 | 30276 | | | | | | | | |
| | 93 | 2415 | 2774 | 3077 | 3131 | 3334 | 3118 | 3046 | 2864 | 2915 | 3081 | 3413 | 3350 | 36520 | | | | | | | | |
| | 94 | 3305 | 3388 | 3773 | : | : | : | : | : | : | : | : | : | : | | | | | | | | |
| % | 94 | 36,8 | 22,1 | 22,6 | : | : | : | : | : | : | : | : | : | : | | | | | | | | |
| %+ | 94 | 36,8 | 29,0 | 26,6 | : | : | : | : | : | : | : | : | : | : | | | | | | | | |
| FRANCE | 92 | 3081 | 3831 | 6070 | 5073 | 5020 | 5662 | 3727 | 3514 | 4436 | 3820 | 3885 | 3991 | 52111 | | | | | | | | |
| | 93 | 3510 | 3701 | 5580 | 5136 | 5164 | 5378 | 3739 | 3659 | 4590 | 3859 | 4268 | 4958 | 53542 | | | | | | | | |
| | 94 | 3742 | 4242 | 5836 | 5127* | 5143 | 6127 | : | : | : | : | : | : | : | | | | | | | | |
| % | 94 | 6,6 | 14,6 | 4,6 | -0,2* | -0,4 | 13,9 | : | : | : | : | : | : | : | | | | | | | | |
| %+ | 94 | 6,6 | 10,7 | 8,0 | 5,7* | 4,3* | 6,1* | : | : | : | : | : | : | : | | | | | | | | |
| IRELAND | 92 | 181 | 158 | 142 | 165 | -36 | 124 | 124 | 38 | 105 | 221 | 109 | 144 | 1475 | | | | | | | | |
| | 93 | 109 | 96: | 98: | 112: | 155: | 101: | 83 | 56: | 128: | 146 | 93 | 87 | 1283: | | | | | | | | |
| | 94 | 120 | 115 | 114 | 118 | 146 | : | : | : | : | : | : | : | : | | | | | | | | |
| % | 94 | -: | -: | -: | -: | -: | -: | -: | -: | -: | -: | -: | -: | -: | | | | | | | | |
| %+ | 94 | 10,5 | 14,9: | 15,7: | 13,0: | 7,9: | 4,1: | : | : | : | : | : | : | : | | | | | | | | |
| ITALIA | 92 | 2692 | 3190 | 3257 | 2983 | 2811 | 2934 | 2972 | 2834 | 2862 | 2919 | 2437 | 2849 | 34739 | | | | | | | | |
| | 93 | 2557: | 2626: | 3770: | 4711: | 2956: | 2935: | 2785: | 2694: | 2921: | 2557: | 2114 | 2777: | 31557: | | | | | | | | |
| | 94 | 2188 | 3005 | 3480 | 3150 | 2947 | 3150 | 2883 | : | : | : | : | : | : | | | | | | | | |
| % | 94 | -7,2: | -0,2: | -6,7: | 7,5: | 11,1: | 19,5: | 17,0: | : | : | : | : | : | : | | | | | | | | |
| %+ | 94 | -7,2: | -3,3: | -4,7: | -1,7: | 0,6: | 3,5: | 5,2: | : | : | : | : | : | : | | | | | | | | |
| NEDERLAND | 92 | 2960 | 2608 | 3002 | 2540 | 2680 | 2706 | 2746 | 2915 | 2542 | 2514 | 2584 | 2872 | 32669 | | | | | | | | |
| | 93 | 2126: | 1933: | 2157: | 3220: | 2855: | 3195: | 2826: | 2955: | 2997: | 2510: | 2110: | 2561: | 31445: | | | | | | | | |
| | 94 | 2744: | 2627: | 2529: | 2041: | 2709: | 2972: | 3157: | 2898: | : | : | : | : | : | | | | | | | | |
| % | 94 | 29,1: | 35,9: | 17,2: | -36,6: | -5,1: | -7,0: | 11,7: | -1,9: | : | : | : | : | : | | | | | | | | |
| %+ | 94 | 29,1: | 32,3: | 27,1: | 5,4: | 2,9: | 0,9: | 2,6: | 1,9: | : | : | : | : | : | | | | | | | | |
| PORTUGAL | 92 | 478 | 584 | 697 | 662 | 582 | 666 | 384 | 249 | 275 | 366 | 399 | 499 | 5841 | | | | | | | | |
| | 93 | 504 | 465 | 668 | 1131 | 746 | 634 | 1001 | 179 | 308 | 542 | 509 | 296 | 6984 | | | | | | | | |
| | 94 | 694 | 550 | 594 | 228 | 715 | 497 | 715 | : | : | : | : | : | : | | | | | | | | |
| % | 94 | 37,6 | 18,3 | -11,1 | -79,8 | -4,2 | -21,6 | -28,6 | : | : | : | : | : | : | | | | | | | | |
| %+ | 94 | 37,6 | 28,3 | 12,2 | -25,4 | -20,9 | -21,0 | -22,5 | : | : | : | : | : | : | | | | | | | | |
| UNITED KINGDOM | 92 | 2961: | 2485: | 2556: | 3502: | 2547: | 2491: | 2831: | 2244: | 2534: | 3055: | 2110: | 2459: | 31775: | | | | | | | | |
| | 93 | 5 | -1: | 5 | 5 | 5 | 5 | -1: | 5 | 5 | 5 | 5 | 5 | -2: | | | | | | | | |
| | 94 | 5 | 5 | 5 | 5 | 5 | 5 | -: | 5 | 5 | 5 | 5 | 5 | 5 | | | | | | | | |
| % | 94 | -: | -: | -: | -: | -: | -: | -: | -: | -: | -: | -: | -: | -: | | | | | | | | |
| %+ | 94 | -: | -: | -: | -: | -: | -: | -: | -: | -: | -: | -: | -: | -: | | | | | | | | |

AUFSTALLUNG VON KUEKEN

CHICKS PLACED

POUSSINS MIS EN PLACE

LEGERASSEN
(KUEKEN FUER DIE LEGENUTZUNG)LAYING STOCK
(FEMALES FOR LAYING)POULETTES DE RACE PONTE
(UTILISATION)

| | 1000 EINHEITEN | | | | | | | | | | | | 1000 UNITS | | | | | | | | | | | | 1000 UNITES | | | | | | | | | | | | | | | | | | | |
|-----------------|----------------|-------|-------------|-------|-------------|-------|-------------|-------|-------------|-------|-------------|-------|-------------|--------|-------------|-------|-------------|-------|-------------|-------|-------------|-------|-------------|-------|-------------|-------|-------------|--------|----|------|-------|------|-------|-------|------|-------|-------|------|------|------|------|-------|---|---|
| | I I I | JAN | I I I | FEB | I I I | MAR | I I I | APR | I I I | MAY | I I I | JUN | I I I | JUL | I I I | AUG | I I I | SEP | I I I | OCT | I I I | NOV | I I I | DEC | I I I | TOTAL | I I I | | | | | | | | | | | | | | | | | |
| EUR 12 | 92 | 19493 | 19009 | 22572 | 22306 | 19853 | 20613 | 19497 | 17617 | 19440 | 19506 | 16439 | 19075 | 235421 | 92 | 18983 | 18425 | 22048 | 21950 | 19541 | 20335 | 19456 | 17617 | 19440 | 19485 | 16439 | 19075 | 232794 | 92 | 836 | 749 | 769 | 1028 | 776 | 709 | 1031 | 817 | 1008 | 1012 | 1040 | 801 | 10576 | | |
| | 93 | 14535 | 15218 | : | : | : | : | : | : | : | : | : | : | : | 93 | 1157 | 852 | 1012 | 895 | 1151 | 1155 | 1328 | 1145 | 1068 | 1206 | 1143 | 1233 | 13345 | 93 | 306 | 346 | : | : | : | : | : | : | : | : | : | : | : | : | |
| % | 93 | -25,4 | -19,9 | : | : | : | : | : | : | : | : | : | : | : | 94 | 994 | 1146 | 901 | 1093 | 1228 | 1247 | 928 | : | : | : | : | : | : | : | 94 | -14,1 | 34,5 | -11,0 | 22,1 | 6,7 | 8,0 | -30,1 | : | : | : | : | : | : | : |
| %+ | 93 | -25,4 | -22,7 | : | : | : | : | : | : | : | : | : | : | : | 94 | -14,1 | 6,5 | 0,7 | 5,6 | 5,8 | 6,2 | -0,2 | : | : | : | : | : | : | : | 94 | -14,1 | 6,5 | 0,7 | 5,6 | 5,8 | 6,2 | -0,2 | : | : | : | : | : | : | : |
| BELG-LUXEMBOURG | 92 | 3843 | 3701 | 4479 | 4662 | 3435 | 3324 | 3357 | 3113 | 3766 | 3036 | 1836 | 3310 | 41862 | 92 | 3843 | 3701 | 4479 | 4662 | 3435 | 3324 | 3357 | 3113 | 3766 | 3036 | 1836 | 3310 | 41862 | 92 | 3843 | 3701 | 4479 | 4662 | 3435 | 3324 | 3357 | 3113 | 3766 | 3036 | 1836 | 3310 | 41862 | | |
| | 93 | 2855 | 3191 | 4158 | 4209 | 3511 | 3521 | 3547 | 3666 | 4444 | 3557 | 2365 | 2910 | 41933 | 93 | 2855 | 3191 | 4158 | 4209 | 3511 | 3521 | 3547 | 3666 | 4444 | 3557 | 2365 | 2910 | 41933 | 93 | 2855 | 3191 | 4158 | 4209 | 3511 | 3521 | 3547 | 3666 | 4444 | 3557 | 2365 | 2910 | 41933 | | |
| % | 94 | 3521 | 3819 | 5284 | 3989 | 3848 | : | : | : | : | : | : | : | : | 94 | 3521 | 3819 | 5284 | 3989 | 3848 | : | : | : | : | : | : | : | : | : | 94 | 3521 | 3819 | 5284 | 3989 | 3848 | : | : | : | : | : | : | : | : | : |
| %+ | 94 | 23,3 | 19,7 | 27,1 | -5,2 | 9,6 | : | : | : | : | : | : | : | : | 94 | 23,3 | 19,7 | 27,1 | -5,2 | 9,6 | : | : | : | : | : | : | : | : | : | 94 | 23,3 | 19,7 | 27,1 | -5,2 | 9,6 | : | : | : | : | : | : | : | : | : |
| ELLADA | 92 | 161 | 383 | 688 | 322 | 438 | 398 | 251 | 253 | 153 | 205 | 99 | 175 | 3526 | 92 | 161 | 383 | 688 | 322 | 438 | 398 | 251 | 253 | 153 | 205 | 99 | 175 | 3526 | 92 | 161 | 383 | 688 | 322 | 438 | 398 | 251 | 253 | 153 | 205 | 99 | 175 | 3526 | | |
| | 93 | 194 | 410 | 388 | 499 | 209 | 516 | 240 | 343 | 304 | 304 | 98 | 152 | 3657 | 93 | 194 | 410 | 388 | 499 | 209 | 516 | 240 | 343 | 304 | 304 | 98 | 152 | 3657 | 93 | 194 | 410 | 388 | 499 | 209 | 516 | 240 | 343 | 304 | 304 | 98 | 152 | 3657 | | |
| % | 94 | 447 | 809 | 865 | 437 | 333 | : | : | : | : | : | : | : | : | 94 | 447 | 809 | 865 | 437 | 333 | : | : | : | : | : | : | : | : | : | 94 | 447 | 809 | 865 | 437 | 333 | : | : | : | : | : | : | : | : | : |
| %+ | 94 | 130,4 | 97,3 | 122,9 | -12,4 | 59,3 | : | : | : | : | : | : | : | : | 94 | 130,4 | 107,9 | 113,8 | -12,4 | 59,3 | : | : | : | : | : | : | : | : | : | 94 | 130,4 | 97,3 | 122,9 | -12,4 | 59,3 | : | : | : | : | : | : | : | : | : |
| ESPANA | 92 | 2646 | 2454 | 2510 | 2633 | 2682 | 2687 | 2809 | 2237 | 2339 | 2584 | 1993 | 2099 | 29673 | 92 | 2646 | 2454 | 2510 | 2633 | 2682 | 2687 | 2809 | 2237 | 2339 | 2584 | 1993 | 2099 | 29673 | 92 | 2646 | 2454 | 2510 | 2633 | 2682 | 2687 | 2809 | 2237 | 2339 | 2584 | 1993 | 2099 | 29673 | | |
| | 93 | 2367 | 2724 | 3022 | 3077 | 3279 | 3065 | 2997 | 2816 | 2865 | 3027 | 3360 | 3294 | 35893 | 93 | 2367 | 2724 | 3022 | 3077 | 3279 | 3065 | 2997 | 2816 | 2865 | 3027 | 3360 | 3294 | 35893 | 93 | 2367 | 2724 | 3022 | 3077 | 3279 | 3065 | 2997 | 2816 | 2865 | 3027 | 3360 | 3294 | 35893 | | |
| % | 94 | 3251 | 3333 | 3718 | : | : | : | : | : | : | : | : | : | : | 94 | 3251 | 3333 | 3718 | : | : | : | : | : | : | : | : | : | : | : | 94 | 3251 | 3333 | 3718 | : | : | : | : | : | : | : | : | : | : | : |
| %+ | 94 | 37,4 | 22,4 | 23,0 | : | : | : | : | : | : | : | : | : | : | 94 | 37,4 | 29,3 | 27,0 | : | : | : | : | : | : | : | : | : | : | : | 94 | 37,4 | 22,4 | 23,0 | : | : | : | : | : | : | : | : | : | : | : |
| FRANCE | 92 | 2650 | 3144 | 4989 | 4235 | 4341 | 4989 | 3330 | 3173 | 4084 | 3601 | 3680 | 3723 | 45939 | 92 | 2650 | 3144 | 4989 | 4235 | 4341 | 4989 | 3330 | 3173 | 4084 | 3601 | 3680 | 3723 | 45939 | 92 | 2650 | 3144 | 4989 | 4235 | 4341 | 4989 | 3330 | 3173 | 4084 | 3601 | 3680 | 3723 | 45939 | | |
| | 93 | 3085 | 3034 | 4559 | 4245 | 4455 | 4735 | 3357 | 3286 | 4207 | 3583 | 4022 | 4619 | 47188 | 93 | 3085 | 3034 | 4559 | 4245 | 4455 | 4735 | 3357 | 3286 | 4207 | 3583 | 4022 | 4619 | 47188 | 93 | 3085 | 3034 | 4559 | 4245 | 4455 | 4735 | 3357 | 3286 | 4207 | 3583 | 4022 | 4619 | 47188 | | |
| % | 94 | 3350 | 3643 | 4897 | 4325 | 4439 | 5313 | : | : | : | : | : | : | : | 94 | 3350 | 3643 | 4897 | 4325 | 4439 | 5313 | : | : | : | : | : | : | : | : | 94 | 3350 | 3643 | 4897 | 4325 | 4439 | 5313 | : | : | : | : | : | : | : | : |
| %+ | 94 | 8,6 | 20,1 | 7,4 | 1,9 | -0,4 | 12,2 | : | : | : | : | : | : | : | 94 | 8,6 | 14,3 | 11,3 | 8,6 | 6,6 | 7,7 | : | : | : | : | : | : | : | : | 94 | 8,6 | 20,1 | 7,4 | 1,9 | -0,4 | 12,2 | : | : | : | : | : | : | : | : |
| IRELAND | 92 | 181 | 158 | 142 | 165 | -36 | 124 | 124 | 38 | 105 | 221 | 109 | 144 | 1475 | 92 | 181 | 158 | 142 | 165 | -36 | 124 | 124 | 38 | 105 | 221 | 109 | 144 | 1475 | 92 | 181 | 158 | 142 | 165 | -36 | 124 | 124 | 38 | 105 | 221 | 109 | 144 | 1475 | | |
| | 93 | 109 | 96 | 98 | 112 | 155 | 101 | 103 | 56 | 128 | 146 | 93 | 87 | 1283 | 93 | 109 | 96 | 98 | 112 | 155 | 101 | 103 | 56 | 128 | 146 | 93 | 87 | 1283 | 93 | 109 | 96 | 98 | 112 | 155 | 101 | 103 | 56 | 128 | 146 | 93 | 87 | 1283 | | |
| % | 94 | 120 | 115 | 114 | 118 | 146 | 83 | : | : | : | : | : | : | : | 94 | 120 | 115 | 114 | 118 | 146 | 83 | : | : | : | : | : | : | : | : | 94 | 120 | 115 | 114 | 118 | 146 | 83 | : | : | : | : | : | : | : | : |
| %+ | 94 | 10,5 | 20,0 | 17,3 | 5,6 | -5,6 | -17,5 | : | : | : | : | : | : | : | 94 | 10,5 | 20,0 | 17,3 | 5,6 | -5,6 | -17,5 | : | : | : | : | : | : | : | : | 94 | 10,5 | 20,0 | 17,3 | 5,6 | -5,6 | -17,5 | : | : | : | : | : | : | : | : |
| ITALIA | 92 | 2383 | 2491 | 2512 | 2247 | 2063 | 2244 | 2365 | 2335 | 2293 | 2364 | 2067 | 2294 | 27658 | 92 | 2383 | 2491 | 2512 | 2247 | 2063 | 2244 | 2365 | 2335 | 2293 | 2364 | 2067 | 2294 | 27658 | 92 | 2383 | 2491 | 2512 | 2247 | 2063 | 2244 | 2365 | 2335 | 2293 | 2364 | 2067 | 2294 | 27658 | | |
| | 93 | 1832 | 2168 | 2323 | 1982 | 1770 | 1835 | 1801 | 2008 | 1830 | 2007 | 1819 | 1762 | 23137 | 93 | 1832 | 2168 | 2323 | 1982 | 1770 | 1835 | 1801 | 2008 | 1830 | 2007 | 1819 | 1762 | 23137 | 93 | 1832 | 2168 | 2323 | 1982 | 1770 | 1835 | 1801 | 2008 | 1830 | 2007 | 1819 | 1762 | 23137 | | |
| % | 94 | 1925 | 2386 | 2640 | 2250 | 2140 | 2200 | 2160 | : | : | : | : | : | : | 94 | 1925 | 2386 | 2640 | 2250 | 2140 | 2200 | 2160 | : | : | : | : | : | : | : | 94 | 1925 | 2386 | 2640 | 2250 | 2140 | 2200 | 2160 | : | : | : | : | : | : | : |
| %+ | 94 | 5,1 | 10,1 | 13,6 | 13,5 | 20,9 | 19,9 | : | : | : | : | : | : | : | 94 | 5,1 | 10,1 | 13,6 | 13,5 | 20,9 | 19,9 | : | : | : | : | : | : | : | : | 94 | 5,1 | 10,1 | 13,6 | 13,5 | 20,9 | 19,9 | : | : | : | : | : | : | : | : |
| NEDERLAND | 92 | 2960 | 2608 | 3002 | 2540 | 2680 | 2705 | 2746 | 2915 | 2542 | 2514 | 2584 | 2872 | 32669 | 92 | 2960 | 2608 | 3002 | 2540 | 2680 | 2705 | 2746 | 2915 | 2542 | 2514 | 2584 | 2872 | 32669 | 92 | 2960 | 2608 | 3002 | 2540 | 2680 | 2705 | 2746 | 2915 | 2542 | 2514 | 2584 | 2872 | 32669 | | |
| | 93 | 2126 | 1813 | 2157 | 1220 | 2855 | 3195 | 2872 | 2851 | 2077 | 1910 | 2110 | 2561 | 21461 | 93 | 2126 | 1813 | 2157 | 1220 | 2855 | 3195 | 2872 | 2851 | 2077 | 1910 | 2110 | 2561 | 21461 | 93 | 2126 | 1813 | 2157 | 1220 | 2855 | 3195 | 2872 | 2851 | 2077 | 1910 | 2110 | 2561 | 21461 | | |
| % | 94 | 2744 | 2627 | 2529 | 2041 | 2709 | 2972 | 3157 | 2898 | : | : | : | : | : | 94 | 2744 | 2627 | 2529 | 2041 | 2709 | 2972 | 3157 | 2898 | : | : | : | : | : | : | 94 | 2744 | 2627 | 2529 | 2041 | 2709 | 2972 | 3157 | 2898 | : | : | : | : | : | : |
| %+ | 94 | 29,1 | 35,9 | 17,2 | -36,6 | -5,1 | -7,0 | 11,7 | -1,9 | : | : | : | : | : | 94 | 29,1 | 35,9 | 17,2 | -36,6 | -5,1 | -7,0 | 11,7 | -1,9 | : | : | : | : | : | : | 94 | 29,1 | 35,9 | 17,2 | -36,6 | -5,1 | -7,0 | 11,7 | -1,9 | : | : | : | : | : | : |
| PORTUGAL | 92 | 470 | 554 | 614 | 584 | 531 | 562 | 337 | 205 | 231 | 347 | 388 | 499 | 5322 | 92 | 470 | 554 | 614 | 584 | 531 | 562 | 337 | 205 | 231 | 347 | 388 | 499 | 5322 | 92 | 470 | 554 | 614 | 584 | 531 | 562 | 337 | 205 | 231 | 347 | 388 | 499 | 5322 | | |
| | 93 | 504 | 465 | 614 | 1079 | 700 | 591 | 959 | 146 | 279 | 491 | 487 | 296 | 6611 | 93 | 504 | 465 | 614 | 1079 | 700 | 591 | 959 | 146 | 279 | 491 | 487 | 296 | 6611 | 93 | 504 | 465 | 614 | 1079 | 700 | 591 | 959 | 146 | 279 | 491 | 487 | 296 | 6611 | | |
| % | 94 | 689 | 550 | 594 | 228 | 715 | 497 | 715 | : | : | : | : | : | : | 94 | 689 | 550 | 594 | 228 | 715 | 497 | 715 | : | : | : | : | : | : | : | 94 | 689 | 550 | 594 | 228 | 715 | 497 | 715 | : | : | : | : | : | : | : |
| %+ | 94 | 36,7 | 18,3 | -3,3 | -78,9 | 2,1 | -15,9 | -25,4 | : | : | : | : | : | : | 94 | 36,7 | 18,3 | -3,3 | -78,9 | 2,1 | -15,9 | -25,4 | : | : | : | : | : | : | : | 94 | 36,7 | 18, | | | | | | | | | | | | |

AUFSTELLUNG VON KÜCKEN

CHICKS PLACED

POUSSINS MIS EN PLACE

FLEISCHRASSEN
(WEIBL. ZUCHT- UND VERMEHRUNGSKUEKEN)

MEAT STOCK
(GRANDPARENT & PARENT FEMALES)

POULETTES DE RACE CHAIR
(SELECTION & MULTIPLICATION)

| | I | I | I | I | I | I | I | I | I | I | I | I | I | I | I | I | I | I |
|--|----------------|-----|-----|-----|-----|-----|-----|-----|-----|-----|-----|-----|-------|------------|---|---|---|---|
| | JAN | FEB | MAR | APR | MAY | JUN | JUL | AUG | SEP | OCT | NOV | DEC | TOTAL | | | | | |
| | 1000 EINHEITEN | | | | | | | | | | | | | 1000 UNITS | | | | |

| | | | | | | | | | | | | | | | | | | |
|-----------------|----|--------|--------|-------|---------|--------|--------|--------|-------|-------|-------|-------|-------|--------|---|---|---|---|
| EUR 12 | 92 | 4136: | 4838: | 4537: | 4995: | 5300: | 5048: | 5324: | 5000: | 4549: | 4518: | 4279: | 5062: | 57588: | | | | |
| | 93 | 973: | 2328: | : | : | : | : | : | : | : | : | : | : | : | : | : | : | : |
| % | 93 | -76,5: | -51,9: | : | : | : | : | : | : | : | : | : | : | : | : | : | : | : |
| %+ | 93 | -76,5: | -63,2: | : | : | : | : | : | : | : | : | : | : | : | : | : | : | : |
| EUR 12# | 92 | 4136: | 4838: | 4537: | 4995: | 5300: | 5048: | 5324: | 5000: | 4549: | 4518: | 4279: | : | : | | | | |
| BELG-LUXEMBOURG | 92 | 81 | 133 | 22 | 183 | 113 | 84 | 168 | 109 | 84 | 139 | 106 | 197 | 1419 | | | | |
| | 93 | 141 | 60 | 75 | 78 | 156 | 165 | 83 | 119 | 72 | 124 | 73 | 48 | 1194: | | | | |
| | 94 | 143 | 130 | 95 | 85 | 113 | 136 | 137 | : | : | : | : | : | : | | | | |
| % | 94 | 1,4 | 116,7 | 26,7 | 9,0 | -27,6: | -17,6: | 65,1 | : | : | : | : | : | : | | | | |
| %+ | 94 | 1,4 | 35,8 | 33,3 | 28,0 | 11,0: | 4,0: | 10,7: | : | : | : | : | : | : | | | | |
| DANMARK | 92 | 160 | 164 | 25 | 59 | 71 | 61 | 184 | 71 | 16 | 29 | 14 | 63 | 918 | | | | |
| | 93 | 105: | 101: | : | : | : | : | : | : | : | : | : | : | : | | | | |
| % | 93 | -34,5: | -38,4: | : | : | : | : | : | : | : | : | : | : | : | | | | |
| %+ | 93 | -34,5: | -36,5: | : | : | : | : | : | : | : | : | : | : | : | | | | |
| DEUTSCHLAND# | 92 | 1132 | 1460 | 1339 | 1704 | 1871 | 1442 | 1486 | 1618 | 1680 | 1527 | 1380: | : | : | | | | |
| DEUTSCHLAND | 92 | 1132 | 1460 | 1339 | 1704 | 1871 | 1442 | 1486 | 1618 | 1680 | 1527 | 1380: | 1222: | 17863: | | | | |
| | 93 | 73 | 66 | -233 | 1 | 138 | 494 | 77 | 387 | 302 | 328 | -200 | 1109 | 2175 | | | | |
| | 94 | 360 | 195 | 222 | 119 | 115 | : | : | : | : | : | : | : | : | | | | |
| % | 94 | - | - | - | 14724,9 | -17,1 | : | : | : | : | : | : | : | : | | | | |
| %+ | 94 | - | - | - | -341,7 | -534,9 | : | : | : | : | : | : | : | : | | | | |
| ELLADA | 92 | 47 | 114 | 55 | 93 | 66 | 70 | 88 | 102 | 59 | - | -60 | - | 634 | | | | |
| | 93 | - | - | - | 7: | - | 28: | - | - | 6: | 94: | 9: | 10: | 154: | | | | |
| | 94 | 1: | - | - | - | 10 | : | : | : | : | : | : | : | : | | | | |
| % | 94 | - | - | - | - | - | : | : | : | : | : | : | : | : | | | | |
| %+ | 94 | - | - | - | - | - | : | : | : | : | : | : | : | : | | | | |
| ESPANA | 92 | 312 | 580 | 418 | 357 | 346 | 416 | 473 | 415 | 372 | 191 | 544 | 509 | 4933 | | | | |
| | 93 | -958 | 717 | 599 | 1068 | 941 | 733 | 331 | 633 | 586 | 233 | 472 | 2703 | 8057 | | | | |
| | 94 | 943 | 748 | 648 | : | : | : | : | : | : | : | : | : | : | | | | |
| % | 94 | - | 4,4 | 8,3 | : | : | : | : | : | : | : | : | : | : | | | | |
| %+ | 94 | - | -801,5 | 554,3 | : | : | : | : | : | : | : | : | : | : | | | | |
| FRANCE | 92 | 499 | 624 | 736 | 463 | 858 | 781 | 585 | 787 | 764 | 520 | 452 | 890: | 7959: | | | | |
| | 93 | 659 | 345 | 572 | -195 | -1112 | -259* | -1266 | -1575 | 370 | 83 | 417 | 587 | -1374* | | | | |
| | 94 | 630 | 732 | 798 | 776 | 928 | 850 | : | : | : | : | : | : | : | | | | |
| % | 94 | -4,4 | 112,3 | 39,7 | - | - | -* | : | : | : | : | : | : | : | | | | |
| %+ | 94 | -4,4 | 35,6 | 37,1 | - | - | -* | : | : | : | : | : | : | : | | | | |
| IRELAND | 92 | 29: | 28: | 27: | 24: | 33: | 50: | -42: | 45: | 13: | 43: | 37: | 35* | 323: | | | | |
| | 93 | 30* | 32: | 28: | 36: | 28: | 25: | 40: | 13: | 30: | 76: | 43: | 56: | 437: | | | | |
| | 94 | 38: | 24: | 36: | 32: | 25: | 65: | : | : | : | : | : | : | : | | | | |
| % | 94 | 27,5: | -24,2: | 29,5: | -9,5: | -11,9: | 164,8: | : | : | : | : | : | : | : | | | | |
| %+ | 94 | 27,5: | 0,6: | 9,6: | 4,1: | 1,2: | 23,7: | : | : | : | : | : | : | : | | | | |
| ITALIA | 92 | 442 | 719 | 608 | 678 | 623 | 737 | 691 | 628 | 541 | 677 | 575 | 539 | 7458 | | | | |
| | 93 | 387: | 518: | 503: | 332: | 468: | 370: | 662: | 561 | 420 | 655 | 424 | 723 | 6023: | | | | |
| | 94 | 553 | 591 | 607 | 524 | 471 | 388 | 431 | : | : | : | : | : | : | | | | |
| % | 94 | 42,9: | 14,1: | 20,7: | 57,8: | 0,6: | 4,9: | -34,9: | : | : | : | : | : | : | | | | |
| %+ | 94 | 42,9: | 26,4: | 24,4: | 30,7: | 24,4: | 21,6: | 10,0: | : | : | : | : | : | : | | | | |
| NEDERLAND | 92 | 782 | 450 | 677 | 626 | 521 | 559 | 766 | 554 | 460 | 628 | 403 | 723 | 7149 | | | | |
| | 93 | 622 | 117 | 637 | 534 | 371 | 387 | 134 | 570 | 319 | 411 | 492 | 587 | 6333: | | | | |
| | 94 | 629 | 586 | 824 | 445 | 692 | 495 | 503 | 702 | : | : | : | : | : | | | | |
| % | 94 | 1,1 | -36,1 | 29,4 | -19,7 | 32,8: | 1,2 | -20,7 | 23,2: | : | : | : | : | : | | | | |
| %+ | 94 | 1,1 | -21,1 | -6,3 | -9,0 | -2,3: | -1,8: | -4,6: | -1,4: | : | : | : | : | : | | | | |
| PORTUGAL | 92 | 100 | 88 | 106 | 343 | 166 | 126 | 77 | 69 | 121 | 120 | 39 | 39 | 1394 | | | | |
| | 93 | 60 | -60 | 131 | 60 | 43 | 208 | 92 | 105 | 124 | 83 | 136 | 148 | 1130 | | | | |
| | 94 | 127 | 64 | 91 | -35 | 89 | 54 | 62 | : | : | : | : | : | : | | | | |
| % | 94 | 111,7 | - | -30,5 | - | 107,0 | -74,0 | -32,6 | : | : | : | : | : | : | | | | |
| %+ | 94 | 111,7 | - | 115,3 | - | 43,6 | -11,8 | -15,4 | : | : | : | : | : | : | | | | |
| UNITED KINGDOM | 92 | 551 | 478 | 523 | 465 | 632 | 722 | 849 | 602 | 438 | 643 | 788 | 846 | 7537 | | | | |
| | 93 | - | -236: | -209: | -293: | -293: | -205: | -335: | -240: | -342: | -175: | -168: | -185: | -2681: | | | | |
| % | 94 | -249: | -187: | -164: | -345: | -194: | -38: | -269: | -218: | : | : | : | : | : | | | | |
| %+ | 94 | - | - | - | - | - | - | - | - | : | : | : | : | : | | | | |

AUFSTALLUNG VON KUEKEN

CHICKS PLACED

POUSSINS MIS EN PLACE

FLEISCHRASSEN
(KUEKEN FUER DIE MAST)MEAT STOCK
(CHICKS FOR FATTENING)POUSSINS DE RACE CHAIR
(UTILISATION)

| | I | I | I | I | I | I | I | I | I | I | I | I | I | I | I | I | I | | |
|-----------------|----------------|--------|--------|--------|--------|--------|--------|--------|--------|--------|--------|--------|--------|------------|---|---|-------------|--|--|
| | JAN | FEB | MAR | APR | MAY | JUN | JUL | AUG | SEP | OCT | NOV | DEC | TOTAL | | | | | | |
| | 1000 EINHEITEN | | | | | | | | | | | | | 1000 UNITS | | | 1000 UNITES | | |
| EUR 12 | 92 | 296490 | 286181 | 312178 | 309502 | 303187 | 308096 | 322126 | 299822 | 313746 | 309675 | 247157 | 318977 | 3627133 | | | | | |
| | 93 | 231275 | 230913 | : | : | : | : | : | : | : | : | : | : | : | | | | | |
| % | 93 | -22,0 | -19,3 | : | : | : | : | : | : | : | : | : | : | : | | | | | |
| %+ | 93 | -22,0 | -20,7 | : | : | : | : | : | : | : | : | : | : | : | | | | | |
| EUR 12# | 92 | 292367 | 281525 | 306781 | 303539 | 297881 | 302568 | 316249 | 292867 | 307891 | 303190 | 241613 | 310634 | 3557100 | | | | | |
| BELG-LUXEMBOURG | 92 | 8567 | 9425 | 10636 | 12225 | 9854 | 10607 | 11368 | 10539 | 10231 | 10765 | 9868 | 11549 | 125634 | | | | | |
| | 93 | 11119 | 10312 | 11024 | 12015 | 12146 | 10787 | 11670 | 11952 | 11826 | 10661 | 9343 | 12111 | 134966 | | | | | |
| | 94 | 11785 | 11318 | 12470 | 11746 | 14056 | 12030 | 12818 | : | : | : | : | : | : | | | | | |
| % | 94 | 6,0 | 9,8 | 13,1 | -2,2 | 15,7 | 11,5 | 9,8 | : | : | : | : | : | : | | | | | |
| %+ | 94 | 6,0 | 7,8 | 9,6 | 6,4 | 8,4 | 8,9 | 9,0 | : | : | : | : | : | : | | | | | |
| DANMARK | 92 | 10775 | 8774 | 7970 | 10368 | 8462 | 8155 | 11154 | 9012 | 8828 | 12012 | 7242 | 11938 | 114689 | | | | | |
| | 93 | 9340 | 9726 | : | : | : | : | : | : | : | : | : | : | : | | | | | |
| % | 93 | -13,3 | 10,8 | : | : | : | : | : | : | : | : | : | : | : | | | | | |
| %+ | 93 | -13,3 | -2,5 | : | : | : | : | : | : | : | : | : | : | : | | | | | |
| DEUTSCHLAND# | 92 | 22298 | 21113 | 20071 | 22103 | 20446 | 19918 | 22577 | 22470 | 21907 | 19687 | 14852 | 20875 | 248318 | | | | | |
| DEUTSCHLAND | 92 | 26421 | 25770 | 25467 | 28066 | 25752 | 25447 | 28455 | 29426 | 27762 | 26172 | 20396 | 29218 | 318351 | | | | | |
| | 93 | 24764 | 25195 | 27328 | 27542 | 26366 | 26719 | 28794 | 29004 | 32570 | 25851 | 25340 | 28593 | 328025 | | | | | |
| | 94 | 27716 | 24182 | 30227 | 25504 | 30459 | : | : | : | : | : | : | : | : | | | | | |
| % | 94 | 11,9 | -3,9 | 10,6 | -7,4 | 15,5 | : | : | : | : | : | : | : | : | | | | | |
| %+ | 94 | 11,9 | 4,0 | 6,3 | 2,7 | 5,3 | : | : | : | : | : | : | : | : | | | | | |
| ELLADA | 92 | 7028 | 6354 | 7293 | 7539 | 7466 | 7387 | 7200 | 6680 | 6041 | 7408 | 6555 | 7003 | 83954 | | | | | |
| | 93 | 6164 | 4905 | 7604 | 7659 | 7023 | 7099 | 7072 | 7246 | 7807 | 7160 | 8084 | 7929 | 85752 | | | | | |
| | 94 | 6423 | 6141 | 6068 | 8075 | 7884 | : | : | : | : | : | : | : | : | | | | | |
| % | 94 | 4,2 | 25,2 | -20,2 | 5,4 | 12,3 | : | : | : | : | : | : | : | : | | | | | |
| %+ | 94 | 4,2 | 13,5 | -0,2 | 1,4 | 3,7 | : | : | : | : | : | : | : | : | | | | | |
| ESPANA | 92 | 43613 | 40378 | 47267 | 40345 | 45209 | 46978 | 48326 | 45237 | 45216 | 45097 | 39572 | 42158 | 529396 | | | | | |
| | 93 | 41652 | 38531 | 46839 | 45632 | 44665 | 43312 | 43399 | 43373 | 40869 | 40896 | 41303 | 42605 | 513076 | | | | | |
| | 94 | 40835 | 40751 | 46126 | : | : | : | : | : | : | : | : | : | : | | | | | |
| % | 94 | -2,0 | 5,8 | -1,5 | : | : | : | : | : | : | : | : | : | : | | | | | |
| %+ | 94 | -2,0 | 1,7 | 0,5 | : | : | : | : | : | : | : | : | : | : | | | | | |
| FRANCE | 92 | 61353 | 67956 | 82220 | 65165 | 70082 | 74279 | 67184 | 66066 | 80033 | 62330 | 51577 | 79971 | 828216 | | | | | |
| | 93 | 64219 | 68108 | 86194 | 68069 | 71035 | 79681 | 63536 | 70702* | 81732* | 64650* | 54231* | 83103 | 855260* | | | | | |
| | 94 | 65371 | 68685* | 91396 | 71403 | 70577 | 81063 | : | : | : | : | : | : | : | | | | | |
| % | 94 | 1,8 | 0,8* | 6,0 | 4,9 | -0,6 | 1,7 | : | : | : | : | : | : | : | | | | | |
| %+ | 94 | 1,8 | 1,3* | 3,2* | 3,6* | 2,7* | 2,6* | : | : | : | : | : | : | : | | | | | |
| IRELAND | 92 | 4543 | 3761 | 3775 | 4690 | 3860 | 4006 | 5072 | 3987 | 3796 | 4731 | 3052 | 4752 | 50025 | | | | | |
| | 93 | 4651 | 3782 | 3974 | 4959 | 4187 | 4384 | 5364 | 4332 | 4017 | 5218 | 3846 | 4241 | 52954 | | | | | |
| | 94 | 5241 | 4241 | 4290 | 5195 | 4512 | 4865 | : | : | : | : | : | : | : | | | | | |
| % | 94 | 12,7 | 12,1 | 8,0 | 4,8 | 7,8 | 11,0 | : | : | : | : | : | : | : | | | | | |
| %+ | 94 | 12,7 | 12,4 | 11,0 | 9,2 | 8,9 | 9,3 | : | : | : | : | : | : | : | | | | | |
| ITALIA | 92 | 31459 | 34848 | 36151 | 36647 | 36378 | 36462 | 37062 | 35965 | 35783 | 32972 | 32237 | 31775 | 417739 | | | | | |
| | 93 | 32125 | 33404 | 34080 | 36909 | 32780 | 33345 | 32958 | 33265 | 33117 | 33162 | 34188 | 34137 | 403470 | | | | | |
| | 94 | 33228 | 33623 | 35291 | 35111 | 33680 | 34109 | 34017 | : | : | : | : | : | : | | | | | |
| % | 94 | 3,4 | 0,7 | 3,6 | -4,9 | 2,7 | 2,3 | 3,2 | : | : | : | : | : | : | | | | | |
| %+ | 94 | 3,4 | 2,0 | 2,5 | 0,5 | 1,0 | 1,2 | 1,5 | : | : | : | : | : | : | | | | | |
| NEDERLAND | 92 | 2836 | 26126 | 28084 | 28057 | 29397 | 29569 | 30060 | 28708 | 30697 | 29343 | 22556 | 25445 | 336406 | | | | | |
| | 93 | 21036 | 25527 | 27391 | 28201 | 26855 | 27812 | 28205 | 29810 | 28811 | 27110 | 23321 | 30907 | 321001 | | | | | |
| | 94 | 29544 | 26989 | 29869 | 26994 | 28386 | 27525 | 27331 | 31510 | : | : | : | : | : | | | | | |
| % | 94 | 21,4 | 16,1 | 9,0 | -5,3 | 5,7 | -1,2 | 1,9 | 7,6 | : | : | : | : | : | | | | | |
| %+ | 94 | 21,4 | 18,8 | 15,3 | 9,6 | 8,8 | 7,0 | 6,3 | 6,5 | : | : | : | : | : | | | | | |
| PORTUGAL | 92 | 13273 | 13121 | 15290 | 15680 | 14434 | 14776 | 15108 | 14569 | 14449 | 15272 | 12772 | 13065 | 171809 | | | | | |
| | 93 | 12905 | 13765 | 16631 | 16882 | 15772 | 15363 | 15007 | 15206 | 14247 | 13891 | 14073 | 13854 | 177596 | | | | | |
| | 94 | 14389 | 13921 | 16604 | 15526 | 16346 | 16462 | 16145 | : | : | : | : | : | : | | | | | |
| % | 94 | 11,5 | 1,1 | -0,2 | -8,0 | 3,6 | 7,2 | 7,6 | : | : | : | : | : | : | | | | | |
| %+ | 94 | 11,5 | 6,1 | 3,7 | 0,4 | 1,1 | 2,1 | 2,9 | : | : | : | : | : | : | | | | | |
| UNITED KINGDOM | 92 | 61094 | 49669 | 48025 | 60720 | 52293 | 50431 | 61138 | 49634 | 50910 | 63573 | 41330 | 62102 | 650919 | | | | | |
| | 93 | - | -11 | -58 | -14 | -14 | -43 | -67 | -48 | -59 | -53 | -63 | -29 | -459 | | | | | |
| | 94 | -31 | -49 | -33 | -81 | -43 | -72 | -35 | -52 | : | : | : | : | : | | | | | |
| % | 94 | - | - | - | - | - | - | - | - | : | : | : | : | : | | | | | |
| %+ | 94 | - | - | - | - | - | - | - | - | : | : | : | : | : | | | | | |

NUTZUNG DER BRUETEREIEN

UTILISATION OF HATCHERIES

ACTIVITE DES COUVOIRS

LEGERASSEN
(WEIBL. ZUCHT- UND VERMEHRUNGSKUEKEN)

LAYING STOCK
(GRANDPARENT & PARENT FEMALES)

POULETTES DE RACE PONTE
(SELECTION & MULTIPLICATION)

| | I | I | I | I | I | I | I | I | I | I | I | I | I | I | I | I | I |
|--|-----|-----|-----|-----|-----|-----|-----|-----|-----|-----|-----|-----|-------|---|---|---|---|
| | JAN | FEB | MAR | APR | MAY | JUN | JUL | AUG | SEP | OCT | NOV | DEC | TOTAL | | | | |

1000 EINHEITEN

1000 UNITS

1000 UNITES

GESCHLUEPFTE KUEKEN

CHICKS HATCHED

POUSSINS ECLOS

| | | | | | | | | | | | | | | | | | |
|-----------------|----|-------|------|-------|-------|-------|-------|-------|-------|-----|-----|-----|-----|------|--|--|--|
| EUR 12 | 92 | 472 | 491 | 590 | 543 | 588 | 667 | 647 | 808 | 731 | 751 | 605 | 697 | 7590 | | | |
| | 93 | 502 | 492 | 839 | 794 | 530 | 692 | 677 | 772 | 618 | 649 | 381 | 412 | 7357 | | | |
| | 94 | 521 | 574 | 700 | 533 | 628 | : | : | : | : | : | : | : | : | | | |
| % | 94 | 3,7 | 16,7 | -16,5 | -32,9 | 18,5 | : | : | : | : | : | : | : | : | | | |
| %+ | 94 | 3,7 | 10,2 | -2,0 | -11,4 | -6,4 | : | : | : | : | : | : | : | : | | | |
| EUR 12# | 92 | 472 | 491 | 590 | 543 | 588 | 667 | 647 | 808 | 731 | 751 | 605 | 697 | 7590 | | | |
| | 93 | 502 | 492 | 839 | 794 | 530 | 692 | 677 | 772 | 618 | 649 | 381 | 412 | 7357 | | | |
| | 94 | 521 | 574 | 700 | 533 | 628 | : | : | : | : | : | : | : | : | | | |
| % | 94 | 3,7 | 16,7 | -16,5 | -32,9 | 18,5 | : | : | : | : | : | : | : | : | | | |
| %+ | 94 | 3,7 | 10,2 | -2,0 | -11,4 | -6,4 | : | : | : | : | : | : | : | : | | | |
| BELGIE/BELGIQUE | 92 | - | - | - | 5 | - | 3 | 11 | - | - | 2 | 112 | 37 | 170 | | | |
| | 93 | 20 | - | 16 | 12 | 11 | 3 | 33 | 2 | 2 | 4 | 6 | - | 109 | | | |
| | 94 | - | 33 | 6 | 12 | 18 | 5 | - | - | - | - | - | - | - | | | |
| % | 94 | - | - | -62,5 | - | 63,6 | 66,7 | -84,8 | - | - | - | - | - | - | | | |
| %+ | 94 | - | - | 8,3 | 6,3 | 16,9 | 19,4 | -16,8 | - | - | - | - | - | - | | | |
| DANMARK | 92 | - | - | - | - | - | - | - | - | - | - | - | - | - | | | |
| | 93 | - | - | - | - | - | - | - | - | - | - | - | - | - | | | |
| | 94 | - | - | - | - | - | - | - | - | - | - | - | - | - | | | |
| % | 94 | - | - | - | - | - | - | - | - | - | - | - | - | - | | | |
| %+ | 94 | - | - | - | - | - | - | - | - | - | - | - | - | - | | | |
| DEUTSCHLAND# | 92 | 192 | 171 | 182 | 175 | 163 | 267 | 213 | 237 | 171 | 194 | 125 | 159 | 2248 | | | |
| | 93 | 152 | 151 | 415 | 407 | 207 | 228 | 230 | 265 | 220 | 179 | 170 | 83 | 2705 | | | |
| | 94 | 192 | 154 | 193 | 129 | 244 | 215 | 279 | : | : | : | : | : | : | | | |
| % | 94 | 26,1 | 2,3 | -53,5 | -68,2 | 18,0 | -5,4 | 21,4 | : | : | : | : | : | : | | | |
| %+ | 94 | 26,1 | 14,3 | -24,9 | -40,6 | -31,5 | -27,7 | -21,4 | : | : | : | : | : | : | | | |
| DEUTSCHLAND | 92 | 192 | 171 | 182 | 175 | 163 | 267 | 213 | 237 | 171 | 194 | 125 | 159 | 2248 | | | |
| | 93 | 152 | 151 | 415 | 407 | 207 | 228 | 230 | 265 | 220 | 179 | 170 | 83 | 2705 | | | |
| | 94 | 192 | 154 | 193 | 129 | 244 | 215 | 279 | : | : | : | : | : | : | | | |
| % | 94 | 26,1 | 2,3 | -53,5 | -68,2 | 18,0 | -5,4 | 21,4 | : | : | : | : | : | : | | | |
| %+ | 94 | 26,1 | 14,3 | -24,9 | -40,6 | -31,5 | -27,7 | -21,4 | : | : | : | : | : | : | | | |
| ELLADA | 92 | - | - | - | - | - | - | - | - | - | - | - | - | - | | | |
| | 93 | - | - | - | - | - | - | - | - | - | - | - | - | - | | | |
| | 94 | - | - | - | - | - | - | - | - | - | - | - | - | - | | | |
| % | 94 | - | - | - | - | - | - | - | - | - | - | - | - | - | | | |
| %+ | 94 | - | - | - | - | - | - | - | - | - | - | - | - | - | | | |
| ESPAÑA | 92 | - | - | - | - | - | - | - | - | - | - | - | - | - | | | |
| | 93 | - | - | - | - | - | - | - | - | - | - | - | - | - | | | |
| | 94 | - | - | - | - | - | - | - | - | - | - | - | - | - | | | |
| % | 94 | - | - | - | - | - | - | - | - | - | - | - | - | - | | | |
| %+ | 94 | - | - | - | - | - | - | - | - | - | - | - | - | - | | | |
| FRANCE | 92 | 68 | 85 | 196 | 148 | 166 | 132 | 131 | 237 | 248 | 131 | 55 | 105 | 1701 | | | |
| | 93 | 156 | 120 | 202 | 148 | 126 | 233 | 167 | 216 | 153 | 259 | 107 | 124 | 2011 | | | |
| | 94 | 131 | 169 | 216 | 201 | 156 | 265 | 254 | 271 | : | : | : | : | : | | | |
| % | 94 | -16,0 | 40,8 | 26,7 | 35,8 | 23,8 | -12,0 | 52,1 | 25,5 | : | : | : | : | : | | | |
| %+ | 94 | -16,0 | 8,7 | 16,3 | 20,9 | 21,4 | 13,5 | 19,1 | 20,1 | : | : | : | : | : | | | |
| IRELAND | 92 | - | 11 | - | 2 | 7 | - | - | - | - | 4 | - | - | 24 | | | |
| | 93 | 10 | - | 1 | 6 | - | 5 | 6 | - | 4 | - | - | 5 | 38 | | | |
| | 94 | - | 4 | - | - | - | - | - | - | - | - | - | - | - | | | |
| % | 94 | - | - | 236,4 | - | - | - | - | - | - | - | - | - | - | | | |
| %+ | 94 | - | - | -32,7 | - | - | - | - | - | - | - | - | - | - | | | |
| ITALIA | 92 | 76 | 64 | 71 | 65 | 70 | 83 | 88 | 117 | 107 | 96 | 89 | 104 | 1130 | | | |
| | 93 | 93 | 62 | 68 | 64 | 64 | 72 | 78 | 91 | 74 | 80 | 75 | 78 | 881 | | | |
| | 94 | 72 | 68 | 77 | 74 | 77 | 80 | 82 | : | : | : | : | : | : | | | |
| % | 94 | -22,6 | -9,7 | 13,2 | 15,6 | 16,7 | 11,1 | 5,1 | : | : | : | : | : | : | | | |
| %+ | 94 | -22,6 | -9,7 | -2,7 | 1,4 | 4,2 | 5,4 | 5,4 | : | : | : | : | : | : | | | |
| LUXEMBOURG | 92 | - | - | - | - | - | - | - | - | - | - | - | - | - | | | |
| | 93 | - | - | - | - | - | - | - | - | - | - | - | - | - | | | |
| | 94 | - | - | - | - | - | - | - | - | - | - | - | - | - | | | |
| % | 94 | - | - | - | - | - | - | - | - | - | - | - | - | - | | | |
| %+ | 94 | - | - | - | - | - | - | - | - | - | - | - | - | - | | | |
| NEDERLAND | 92 | 77 | 128 | 101 | 99 | 132 | 132 | 162 | 163 | 150 | 158 | 94 | 123 | 1519 | | | |
| | 93 | 71 | 159 | 137 | 158 | 120 | 151 | 163 | 198 | 165 | 147 | 28 | 122 | 1614 | | | |
| | 94 | 126 | 146 | 165 | 117 | 133 | 227 | 192 | 149 | : | : | : | : | : | | | |
| % | 94 | 77,5 | -8,2 | 20,4 | -25,9 | 10,8 | 50,3 | 17,8 | -24,7 | : | : | : | : | : | | | |
| %+ | 94 | 77,5 | 18,3 | 19,1 | 5,5 | 6,5 | 14,8 | 15,3 | 8,5 | : | : | : | : | : | | | |
| PORTUGAL | 92 | - | - | - | - | - | - | - | - | - | - | - | - | - | | | |
| | 93 | - | - | - | - | - | - | - | - | - | - | - | - | - | | | |
| | 94 | - | - | - | - | - | - | - | - | - | - | - | - | - | | | |
| % | 94 | - | - | - | - | - | - | - | - | - | - | - | - | - | | | |
| %+ | 94 | - | - | - | - | - | - | - | - | - | - | - | - | - | | | |
| UNITED KINGDOM | 92 | 59 | 33 | 40 | 46 | 50 | 50 | 42 | 54 | 55 | 167 | 130 | 169 | 898 | | | |
| | 93 | - | - | - | - | - | - | - | - | - | - | - | - | - | | | |
| | 94 | - | - | - | - | - | - | - | - | - | - | - | - | - | | | |
| % | 94 | - | - | - | - | - | - | - | - | - | - | - | - | - | | | |
| %+ | 94 | - | - | - | - | - | - | - | - | - | - | - | - | - | | | |

NUTZUNG DER BRUETEREIEN

UTILISATION OF HATCHERIES

ACTIVITE DES COUVOIRS

LEGERASSEN
(KUEKEN FUER DIE LEGENUTZUNG)LAYING STOCK
(FEMALES FOR LAYING)POULETTES DE RACE PONTE
(UTILISATION)

| | 1000 EINHEITEN EINGELEGTE BRUTEIER | | | | | | | | | | | | 1000 UNITS EGGS PLACED IN INCUBATION | | | | | 1000 UNITES OEUFIS MIS EN INCUBATION | | | | | | | | | | | | | | | | | | |
|-----------------|---------------------------------------|-------------|-------------|-------------|-------------|-------------|-------------|-------------|-------------|-------------|-------------|-------------|---|-------------|-------------|-------------|-------------|---|-------------|-------|-------|-------|-------|-------|--------|--------|-----|------|-----|-----|-----|-----|-----|-----|-----|------|
| | I I I | I I I | I I I | I I I | I I I | I I I | I I I | I I I | I I I | I I I | I I I | I I I | I I I | I I I | I I I | I I I | I I I | I I I | I I I | | | | | | | | | | | | | | | | | |
| | JAN | FEB | MAR | APR | MAY | JUN | JUL | AUG | SEP | OCT | NOV | DEC | TOTAL | | | | | | | | | | | | | | | | | | | | | | | |
| EUR 12 | 92 54778 | 54768 | 61010 | 61570 | 54549 | 57350 | 51231 | 50703 | 51807 | 48570 | 47590 | 45915 | 639840 | 92 54778 | 54768 | 61010 | 61570 | 54549 | 57350 | 51231 | 50703 | 51807 | 48570 | 47590 | 45915 | 639840 | | | | | | | | | | |
| | 93 47280 | 49102 | 58807 | 58143 | 57019 | 54208 | 51587 | 52734 | 56749 | 50762 | 50722 | 52638 | 639750 | 93 47280 | 49102 | 58807 | 58143 | 57019 | 54208 | 51587 | 52734 | 56749 | 50762 | 50722 | 52638 | 639750 | | | | | | | | | | |
| | 94 58726 | 56398 | 63730 | 57049 | 57628 | : | : | : | : | : | : | : | : | 94 58726 | 56398 | 63730 | 57049 | 57628 | : | : | : | : | : | : | : | : | | | | | | | | | | |
| % | 94 24,2 | 14,9 | 8,4 | -1,9 | 1,1 | : | : | : | : | : | : | : | : | % 94 24,2 | 14,9 | 8,4 | -1,9 | 1,1 | : | : | : | : | : | : | : | : | | | | | | | | | | |
| %+ | 94 24,2 | 19,4 | 15,2 | 10,6 | 8,6 | : | : | : | : | : | : | : | : | %+ 94 24,2 | 19,4 | 15,2 | 10,6 | 8,6 | : | : | : | : | : | : | : | : | | | | | | | | | | |
| EUR 12# | 92 53440 | 53194 | 60175 | 60391 | 53873 | 56809 | 51231 | 50703 | 51807 | 48504 | 47590 | 45862 | 633580 | 92 53440 | 53194 | 60175 | 60391 | 53873 | 56809 | 51231 | 50703 | 51807 | 48504 | 47590 | 45862 | 633580 | | | | | | | | | | |
| | 93 47280 | 49093 | 58797 | 58137 | 57019 | 54208 | 51587 | 52734 | 56749 | 50762 | 50722 | 44540 | 631628 | 93 47280 | 49093 | 58797 | 58137 | 57019 | 54208 | 51587 | 52734 | 56749 | 50762 | 50722 | 44540 | 631628 | | | | | | | | | | |
| | 94 48624 | 45443 | 63713 | 57030 | 57622 | : | : | : | : | : | : | : | : | 94 48624 | 45443 | 63713 | 57030 | 57622 | : | : | : | : | : | : | : | : | | | | | | | | | | |
| % | 94 2,8 | -7,4 | 8,4 | -1,9 | 1,1 | : | : | : | : | : | : | : | : | % 94 2,8 | -7,4 | 8,4 | -1,9 | 1,1 | : | : | : | : | : | : | : | : | | | | | | | | | | |
| %+ | 94 2,8 | -2,4 | 1,7 | 0,7 | 0,8 | : | : | : | : | : | : | : | : | %+ 94 2,8 | -2,4 | 1,7 | 0,7 | 0,8 | : | : | : | : | : | : | : | : | | | | | | | | | | |
| BELGIE/BELGIQUE | 92 2853 | 2839 | 2781 | 2916 | 2752 | 3014 | 3480 | 3037 | 2658 | 2860 | 2524 | 2400 | 34114 | 92 2853 | 2839 | 2781 | 2916 | 2752 | 3014 | 3480 | 3037 | 2658 | 2860 | 2524 | 2400 | 34114 | | | | | | | | | | |
| | 93 1820 | 2131 | 2522 | 2346 | 3171 | 2405 | 3161 | 2385 | 2543 | 2860 | 3362 | 2694 | 31380 | 93 1820 | 2131 | 2522 | 2346 | 3171 | 2405 | 3161 | 2385 | 2543 | 2860 | 3362 | 2694 | 31380 | | | | | | | | | | |
| | 94 3419 | 1845 | 2793 | 3036 | 3955 | 3245 | 3305 | : | : | : | : | : | : | 94 3419 | 1845 | 2793 | 3036 | 3955 | 3245 | 3305 | : | : | : | : | : | : | | | | | | | | | | |
| % | 94 87,9 | -13,4 | 10,7 | 29,4 | 24,7 | 34,9 | 4,6 | : | : | : | : | : | : | % 94 87,9 | -13,4 | 10,7 | 29,4 | 24,7 | 34,9 | 4,6 | : | : | : | : | : | : | | | | | | | | | | |
| %+ | 94 87,9 | 33,2 | 24,5 | 25,8 | 25,5 | 27,1 | 23,0 | : | : | : | : | : | : | %+ 94 87,9 | 33,2 | 24,5 | 25,8 | 25,5 | 27,1 | 23,0 | : | : | : | : | : | : | | | | | | | | | | |
| DANMARK | 92 1076 | 703 | 798 | 1507 | 927 | 881 | 872 | 701 | 875 | 1226 | 1026 | 938 | 11530 | 92 1076 | 703 | 798 | 1507 | 927 | 881 | 872 | 701 | 875 | 1226 | 1026 | 938 | 11530 | | | | | | | | | | |
| | 93 875 | 736 | 1124 | 851 | 898 | 1186 | 927 | 443 | 1245 | 926 | 888 | 1024 | 11123 | 93 875 | 736 | 1124 | 851 | 898 | 1186 | 927 | 443 | 1245 | 926 | 888 | 1024 | 11123 | | | | | | | | | | |
| | 94 750 | 973 | 1055 | 985 | 1012 | 1136 | 1060 | : | : | : | : | : | : | 94 750 | 973 | 1055 | 985 | 1012 | 1136 | 1060 | : | : | : | : | : | : | | | | | | | | | | |
| % | 94 -14,3 | 32,2 | -6,1 | 15,7 | 12,7 | -4,2 | 23,0 | 139,3 | : | : | : | : | : | % 94 -14,3 | 32,2 | -6,1 | 15,7 | 12,7 | -4,2 | 23,0 | 139,3 | : | : | : | : | : | | | | | | | | | | |
| %+ | 94 -14,3 | 7,0 | 1,6 | 4,9 | 6,5 | 4,3 | 6,9 | 15,2 | : | : | : | : | : | %+ 94 -14,3 | 7,0 | 1,6 | 4,9 | 6,5 | 4,3 | 6,9 | 15,2 | : | : | : | : | : | | | | | | | | | | |
| DEUTSCHLAND# | 92 9981 | 9408 | 11123 | 10504 | 8288 | 8407 | 8311 | 10548 | 9235 | 5741 | 6683 | 6295 | 104524 | 92 9981 | 9408 | 11123 | 10504 | 8288 | 8407 | 8311 | 10548 | 9235 | 5741 | 6683 | 6295 | 104524 | | | | | | | | | | |
| | 93 7973 | 9842 | 11581 | 10133 | 9175 | 9205 | 8922 | 11279 | 10397 | 6106 | 7126 | 5 | 101740 | 93 7973 | 9842 | 11581 | 10133 | 9175 | 9205 | 8922 | 11279 | 10397 | 6106 | 7126 | 5 | 101740 | | | | | | | | | | |
| | 94 5 | 5 | 11827 | 8988 | 9154 | 9215 | 9084 | : | : | : | : | : | : | 94 5 | 5 | 11827 | 8988 | 9154 | 9215 | 9084 | : | : | : | : | : | : | | | | | | | | | | |
| % | 94 - | - | 2,1 | -11,3 | -0,2 | 0,1 | 1,8 | : | : | : | : | : | : | % 94 - | - | 2,1 | -11,3 | -0,2 | 0,1 | 1,8 | : | : | : | : | : | : | | | | | | | | | | |
| %+ | 94 - | - | -59,8 | -47,3 | -38,5 | -32,3 | -27,8 | : | : | : | : | : | : | %+ 94 - | - | -59,8 | -47,3 | -38,5 | -32,3 | -27,8 | : | : | : | : | : | : | | | | | | | | | | |
| DEUTSCHLAND | 92 11319 | 10982 | 11958 | 11682 | 8964 | 8948 | 8311 | 10548 | 9235 | 5807 | 6683 | 6349 | 110785 | 92 11319 | 10982 | 11958 | 11682 | 8964 | 8948 | 8311 | 10548 | 9235 | 5807 | 6683 | 6349 | 110785 | | | | | | | | | | |
| | 93 7973 | 9850 | 11591 | 10139 | 9176 | 9205 | 8922 | 11279 | 10397 | 6106 | 7126 | 8098 | 109862 | 93 7973 | 9850 | 11591 | 10139 | 9176 | 9205 | 8922 | 11279 | 10397 | 6106 | 7126 | 8098 | 109862 | | | | | | | | | | |
| | 94 10102 | 10955 | 11844 | 9007 | 9161 | 9215 | 9084 | : | : | : | : | : | : | 94 10102 | 10955 | 11844 | 9007 | 9161 | 9215 | 9084 | : | : | : | : | : | : | | | | | | | | | | |
| % | 94 26,7 | 11,2 | 2,2 | -11,2 | -0,2 | 0,1 | 1,8 | : | : | : | : | : | : | % 94 26,7 | 11,2 | 2,2 | -11,2 | -0,2 | 0,1 | 1,8 | : | : | : | : | : | : | | | | | | | | | | |
| %+ | 94 26,7 | 18,1 | 11,9 | 6,0 | 4,8 | 4,1 | 3,8 | : | : | : | : | : | : | %+ 94 26,7 | 18,1 | 11,9 | 6,0 | 4,8 | 4,1 | 3,8 | : | : | : | : | : | : | | | | | | | | | | |
| ELLADA | 92 1015 | 984 | 1513 | 778 | 947 | 738 | 449 | 658 | 557 | 431 | 225 | 614 | 8909 | 92 1015 | 984 | 1513 | 778 | 947 | 738 | 449 | 658 | 557 | 431 | 225 | 614 | 8909 | | | | | | | | | | |
| | 93 708 | 1075 | 951 | 1000 | 470 | 955 | 796 | 884 | 718 | 284 | 433 | 8992 | 93 708 | 1075 | 951 | 1000 | 470 | 955 | 796 | 884 | 718 | 284 | 433 | 8992 | 93 708 | 1075 | 951 | 1000 | 470 | 955 | 796 | 884 | 718 | 284 | 433 | 8992 |
| | 94 1535 | 1791 | 1705 | 915 | 988 | : | : | : | : | : | : | : | : | 94 1535 | 1791 | 1705 | 915 | 988 | : | : | : | : | : | : | : | : | : | | | | | | | | | |
| % | 94 116,8 | 66,6 | 79,3 | -8,5 | 103,8 | : | : | : | : | : | : | : | : | % 94 116,8 | 66,6 | 79,3 | -8,5 | 103,8 | : | : | : | : | : | : | : | : | : | | | | | | | | | |
| %+ | 94 116,8 | 86,5 | 84,0 | 59,2 | 64,2 | : | : | : | : | : | : | : | : | %+ 94 116,8 | 86,5 | 84,0 | 59,2 | 64,2 | : | : | : | : | : | : | : | : | : | | | | | | | | | |
| ESPAÑA | 92 6646 | 5917 | 6348 | 6836 | 6859 | 7218 | 6390 | 5835 | 6246 | 6896 | 6121 | 6459 | 77771 | 92 6646 | 5917 | 6348 | 6836 | 6859 | 7218 | 6390 | 5835 | 6246 | 6896 | 6121 | 6459 | 77771 | | | | | | | | | | |
| | 93 6414 | 7278 | 7476 | 7855 | 8650 | 7487 | 7082 | 7519 | 7957 | 8078 | 8328 | 8486 | 92610 | 93 6414 | 7278 | 7476 | 7855 | 8650 | 7487 | 7082 | 7519 | 7957 | 8078 | 8328 | 8486 | 92610 | | | | | | | | | | |
| | 94 9594 | 8494 | 10003 | 8800 | 9253 | 9309 | 6953 | : | : | : | : | : | : | 94 9594 | 8494 | 10003 | 8800 | 9253 | 9309 | 6953 | : | : | : | : | : | : | | | | | | | | | | |
| % | 94 49,6 | 16,7 | 33,8 | 12,0 | 7,0 | 24,3 | -1,8 | : | : | : | : | : | : | % 94 49,6 | 16,7 | 33,8 | 12,0 | 7,0 | 24,3 | -1,8 | : | : | : | : | : | : | | | | | | | | | | |
| %+ | 94 49,6 | 32,1 | 32,7 | 27,1 | 22,5 | 22,8 | 19,5 | : | : | : | : | : | : | %+ 94 49,6 | 32,1 | 32,7 | 27,1 | 22,5 | 22,8 | 19,5 | : | : | : | : | : | : | | | | | | | | | | |
| FRANCE | 92 8042 | 10516 | 14352 | 12286 | 11618 | 13092 | 9300 | 9364 | 12426 | 10476 | 9804 | 9240 | 130616 | 92 8042 | 10516 | 14352 | 12286 | 11618 | 13092 | 9300 | 9364 | 12426 | 10476 | 9804 | 9240 | 130616 | | | | | | | | | | |
| | 93 8236 | 9400 | 13160 | 11738 | 11528 | 11974 | 9538 | 9784 | 13024 | 11168 | 11162 | 11890 | 132592 | 93 8236 | 9400 | 13160 | 11738 | 11528 | 11974 | 9538 | 9784 | 13024 | 11168 | 11162 | 11890 | 132592 | | | | | | | | | | |
| | 94 9984 | 10182 | 14188 | 12098 | 12112 | 12596 | 10706 | 9390 | : | : | : | : | : | 94 9984 | 10182 | 14188 | 12098 | 12112 | 12596 | 10706 | 9390 | : | : | : | : | : | | | | | | | | | | |
| % | 94 21,2 | 8,3 | 7,8 | 3,1 | 5,1 | 5,2 | 12,2 | -4,0 | : | : | : | : | : | % 94 21,2 | 8,3 | 7,8 | 3,1 | 5,1 | 5,2 | 12,2 | -4,0 | : | : | : | : | : | | | | | | | | | | |
| %+ | 94 21,2 | 14,3 | 11,6 | 9,2 | 8,3 | 7,8 | 8,3 | 6,9 | : | : | : | : | : | %+ 94 21,2 | 14,3 | 11,6 | 9,2 | 8,3 | 7,8 | 8,3 | 6,9 | : | : | : | : | : | | | | | | | | | | |
| IRELAND | 92 603 | 470 | 393 | 399 | 333 | 342 | 244 | 335 | 509 | 475 | 355 | 301 | 4758 | 92 603 | 470 | 393 | 399 | 333 | 342 | 244 | 335 | 509 | 475 | 355 | 301 | 4758 | | | | | | | | | | |
| | 93 398 | 257 | 303 | 463 | 314 | 268 | 350 | 293 | 321 | 420 | 294 | 126 | 3765 | 93 398 | 257 | 303 | 463 | 314 | 268 | 350 | 293 | 321 | 420 | 294 | 126 | 3765 | | | | | | | | | | |
| | 94 315 | 277 | 374 | 414 | 327 | | | | | | | | | | | | | | | | | | | | | | | | | | | | | | | |

| | NUTZUNG DER BRUETEREIEN | | | | | UTILISATION OF HATCHERIES | | | | | ACTIVITE DES COUVOIRS | | | | |
|--|---|-------------|-------------|-------------|------------------------------|--------------------------------------|-------------|-------------|-------------|-------------------------------|--|-------------|-------------|-------------|-------------|
| | LEGERASSEN (KUEKEN FUER DIE LEGENUTZUNG) | | | | | LAYING STOCK (FEMALES FOR LAYING) | | | | | POULETTES DE RACE PONTE (UTILISATION) | | | | |
| | I I I | I I I | I I I | I I I | I I I | I I I | I I I | I I I | I I I | I I I | I I I | I I I | I I I | I I I | I I I |
| 1000 EINHEITEN GESSCHLUEPFTE KUEKEN | | | | | 1000 UNITS CHICKS HATCHED | | | | | 1000 UNITES POUSSINS ECLOS | | | | | |
| | JAN | FEB | MAR | APR | MAY | JUN | JUL | AUG | SEP | OCT | NOV | DEC | TOTAL | | |
| EUR 12 | | | | | | | | | | | | | | | |
| 92 | 20019 | 19666 | 23771 | 23109 | 20831 | 21828 | 20436 | 18409 | 19868 | 19972 | 17230 | 19635 | 244774 | | |
| 93 | 15006 | 15750 | 19329 | 20351 | 18882 | 20848 | 18221 | 17358 | 18807 | 18175 | 16717 | 18129 | 217573 | | |
| 94 | 17755 | 19496 | 23200 | 19814 | 21001 | : | : | : | : | : | : | : | : | | |
| % 94 | 18,3 | 23,8 | 20,0 | -2,6 | 11,2 | : | : | : | : | : | : | : | : | | |
| %+ 94 | 18,3 | 21,1 | 20,7 | 14,0 | 13,4 | : | : | : | : | : | : | : | : | | |
| EUR 12* | | | | | | | | | | | | | | | |
| 92 | 19508 | 19082 | 23247 | 22753 | 20519 | 21550 | 20395 | 18409 | 19868 | 19951 | 17230 | 19635 | 242147 | | |
| 93 | 14989 | 15747 | 19326 | 20349 | 18881 | 20849 | 18221 | 17358 | 18807 | 18175 | 16717 | 18129 | 217548 | | |
| 94 | 14213 | 15574 | 23190 | 19802 | 20997 | : | : | : | : | : | : | : | : | | |
| % 94 | -5,2 | -1,1 | 20,0 | -2,7 | 11,2 | : | : | : | : | : | : | : | : | | |
| %+ 94 | -5,2 | -3,1 | 5,8 | 3,4 | 5,0 | : | : | : | : | : | : | : | : | | |
| BELGIE/BELGIQUE | | | | | | | | | | | | | | | |
| 92 | 927 | 866 | 984 | 1246 | 993 | 1053 | 1227 | 1110 | 1303 | 1189 | 1227 | 908 | 13033 | | |
| 93 | 1327 | 1028 | 1040 | 963 | 1123 | 1640 | 1711 | 1533 | 1216 | 1198 | 1595 | 1619 | 15993 | | |
| 94 | 995 | 1445 | 955 | 1121 | 1991 | 1703 | 1099 | : | : | : | : | : | : | | |
| % 94 | -25,0 | 40,6 | -8,2 | 16,4 | 77,3 | 3,8 | -35,8 | : | : | : | : | : | : | | |
| %+ 94 | -25,0 | 3,6 | - | 3,6 | 18,7 | 15,3 | 5,4 | : | : | : | : | : | : | | |
| DANMARK | | | | | | | | | | | | | | | |
| 92 | 403 | 283 | 511 | 388 | 396 | 380 | 278 | 286 | 259 | 416 | 384 | 364 | 4148 | | |
| 93 | 306 | 366 | 408 | 336 | 332 | 445 | 305 | 298 | 321 | 412 | 361 | 384 | 4194 | | |
| 94 | 246 | 327 | 423 | 278 | 393 | 443 | 301 | 357 | : | : | : | : | : | | |
| % 94 | -19,6 | -5,5 | 3,7 | -17,3 | 18,4 | -0,4 | -1,3 | 19,8 | : | : | : | : | : | | |
| %+ 94 | -19,6 | -12,1 | -6,0 | -8,7 | -3,5 | -2,9 | -2,7 | -0,3 | : | : | : | : | : | | |
| DEUTSCHLAND# | | | | | | | | | | | | | | | |
| 92 | 3400 | 3257 | 4194 | 4373 | 3164 | 3070 | 3389 | 3308 | 3784 | 3138 | 1902 | 3417 | 40396 | | |
| 93 | 2837 | 3188 | 4239 | 4338 | 3518 | 3562 | 3574 | 3794 | 4445 | 3612 | 2441 | 2910 | 42459 | | |
| 94 | 5 | 5 | 5386 | 4017 | 5879 | 3840 | 3312 | : | : | : | : | : | : | | |
| % 94 | - | - | 27,1 | -7,4 | 10,2 | 7,8 | -7,3 | : | : | : | : | : | : | | |
| %+ 94 | - | - | -47,5 | -35,6 | -26,7 | -21,0 | -19,1 | : | : | : | : | : | : | | |
| DEUTSCHLAND | | | | | | | | | | | | | | | |
| 92 | 3910 | 3841 | 4718 | 4729 | 3477 | 3348 | 3430 | 3308 | 3784 | 3159 | 1902 | 3417 | 43023 | | |
| 93 | 2855 | 3191 | 4242 | 4339 | 3519 | 3562 | 3574 | 3794 | 4445 | 3612 | 2441 | 2910 | 42484 | | |
| 94 | 3542 | 3923 | 5396 | 4029 | 3882 | 3841 | 3312 | : | : | : | : | : | : | | |
| % 94 | 24,1 | 22,9 | 27,2 | -7,2 | 10,3 | 7,8 | -7,3 | : | : | : | : | : | : | | |
| %+ 94 | 24,1 | 23,5 | 25,0 | 15,5 | 14,5 | 13,4 | 10,4 | : | : | : | : | : | : | | |
| ESPANA | | | | | | | | | | | | | | | |
| 92 | 161 | 380 | 688 | 322 | 438 | 398 | 251 | 253 | 153 | 205 | 99 | 175 | 3523 | | |
| 93 | 194 | 410 | 388 | 499 | 209 | 516 | 240 | 343 | 304 | 304 | 98 | 152 | 3657 | | |
| 94 | 447 | 818 | 865 | 437 | 333 | : | : | : | : | : | : | : | : | | |
| % 94 | 130,4 | 99,5 | 122,9 | -12,4 | 59,3 | : | : | : | : | : | : | : | : | | |
| %+ 94 | 130,4 | 109,4 | 114,7 | 72,2 | 70,6 | : | : | : | : | : | : | : | : | | |
| ESPANA | | | | | | | | | | | | | | | |
| 92 | 2646 | 2454 | 2510 | 2633 | 2682 | 2687 | 2809 | 2237 | 2339 | 2584 | 1993 | 2099 | 29673 | | |
| 93 | 2377 | 2724 | 2984 | 3160 | 3279 | 3060 | 2988 | 2811 | 2882 | 3075 | 3325 | 3369 | 36034 | | |
| 94 | 3353 | 3329 | 3733 | 3366 | 3829 | 3755 | 3012 | : | : | : | : | : | : | | |
| % 94 | 41,1 | 22,2 | 25,1 | 6,5 | 16,8 | 22,7 | 0,8 | : | : | : | : | : | : | | |
| %+ 94 | 41,1 | 31,0 | 28,8 | 22,6 | 21,2 | 21,5 | 18,5 | : | : | : | : | : | : | | |
| FRANCE | | | | | | | | | | | | | | | |
| 92 | 2824 | 3264 | 5139 | 4390 | 4489 | 5224 | 3664 | 3397 | 4228 | 3746 | 3739 | 3981 | 48085 | | |
| 93 | 3108 | 3135 | 4609 | 4296 | 4499 | 4979 | 3402 | 3319 | 4299 | 4021 | 4090 | 4650 | 48407 | | |
| 94 | 3633 | 3703 | 4976 | 4333 | 4511 | 5384 | 3731 | 3896 | : | : | : | : | : | | |
| % 94 | 16,9 | 18,1 | 8,0 | 0,9 | 0,3 | 8,1 | 9,7 | 17,4 | : | : | : | : | : | | |
| %+ 94 | 16,9 | 17,5 | 13,5 | 9,9 | 7,7 | 7,8 | 8,0 | 9,0 | : | : | : | : | : | | |
| IRELAND | | | | | | | | | | | | | | | |
| 92 | 193 | 174 | 173 | 158 | 131 | 122 | 163 | 48 | 99 | 213 | 140 | 145 | 1759 | | |
| 93 | 118 | 130 | 89 | 134 | 155 | 95 | 154 | 69 | 129 | 169 | 88 | 98 | 1427 | | |
| 94 | 92 | 123 | 127 | 162 | 160 | 98 | : | : | : | : | : | : | : | | |
| % 94 | -21,9 | -5,7 | 42,9 | 21,5 | 3,6 | 3,0 | : | : | : | : | : | : | : | | |
| %+ 94 | -21,9 | -13,4 | 1,5 | 7,1 | 6,3 | 5,8 | : | : | : | : | : | : | : | | |
| ITALIA | | | | | | | | | | | | | | | |
| 92 | 2067 | 2300 | 2265 | 1998 | 1879 | 2044 | 2233 | 2188 | 2107 | 2093 | 1920 | 1987 | 25081 | | |
| 93 | 1832 | 2168 | 2270 | 1980 | 1770 | 1835 | 1716 | 1948 | 1830 | 2055 | 1814 | 1888 | 23106 | | |
| 94 | 1769 | 2386 | 2390 | 2250 | 2140 | 2200 | 2160 | : | : | : | : | : | : | | |
| % 94 | -3,4 | 10,1 | 5,3 | 13,6 | 20,9 | 19,9 | 25,9 | : | : | : | : | : | : | | |
| %+ 94 | -3,4 | 3,9 | 4,4 | 6,6 | 9,1 | 10,8 | 12,7 | : | : | : | : | : | : | | |
| LUXEMBOURG | | | | | | | | | | | | | | | |
| 92 | - | - | - | - | - | - | - | - | - | - | - | - | - | | |
| 93 | - | - | - | - | - | - | - | - | - | - | - | - | - | | |
| 94 | - | - | - | - | - | - | - | - | - | - | - | - | - | | |
| % 94 | - | - | - | - | - | - | - | - | - | - | - | - | - | | |
| %+ 94 | - | - | - | - | - | - | - | - | - | - | - | - | - | | |
| NEDERLAND | | | | | | | | | | | | | | | |
| 92 | 3460 | 3053 | 3799 | 3159 | 3264 | 3504 | 3191 | 3097 | 2826 | 2853 | 2954 | 3141 | 38301 | | |
| 93 | 2385 | 2153 | 2681 | 3565 | 3296 | 4125 | 3172 | 3097 | 3102 | 2838 | 2479 | 2733 | 35626 | | |
| 94 | 2989 | 2893 | 3741 | 3610 | 3046 | 3162 | 3267 | 3087 | : | : | : | : | : | | |
| % 94 | 25,3 | 34,4 | 39,5 | 1,3 | -7,6 | -23,3 | 3,0 | -0,3 | : | : | : | : | : | | |
| %+ 94 | 25,3 | 29,6 | 33,3 | 22,7 | 15,6 | 6,8 | 6,2 | 5,4 | : | : | : | : | : | | |
| PORTUGAL | | | | | | | | | | | | | | | |
| 92 | 470 | 558 | 624 | 584 | 531 | 572 | 356 | 230 | 231 | 347 | 388 | 499 | 5390 | | |
| 93 | 504 | 465 | 618 | 1079 | 700 | 591 | 959 | 146 | 279 | 491 | 487 | 326 | 6645 | | |
| 94 | 689 | 550 | 594 | 228 | 715 | 497 | 715 | : | : | : | : | : | : | | |
| % 94 | 36,7 | 18,3 | -3,9 | -78,9 | 2,1 | -15,9 | -25,4 | : | : | : | : | : | : | | |
| %+ 94 | 36,7 | 27,9 | 15,5 | -22,7 | -17,5 | -17,3 | -18,9 | : | : | : | : | : | : | | |
| UNITED KINGDOM | | | | | | | | | | | | | | | |
| 92 | 2957 | 2493 | 2560 | 3502 | 2552 | 2496 | 2834 | 2255 | 2538 | 3168 | 2484 | 2919 | 32758 | | |
| 93 | - | 5 | - | - | - | - | - | - | - | - | - | - | 5 | | |
| 94 | - | - | - | - | - | - | - | - | - | - | - | - | - | | |
| % 94 | - | - | - | - | - | - | - | - | - | - | - | - | - | | |
| %+ 94 | - | - | - | - | - | - | - | - | - | - | - | - | - | | |

NUTZUNG DER BRUETEREIE

UTILISATION OF HATCHERIES

ACTIVITE DES COUVOIRS

FLEISCHRASSEN
(WEIBL. ZUCHT- UND VERMEHRUNGSKUEKEN)MEAT STOCK
(GRANDPARENT & PARENT FEMALES)POULETTES DE RACE CHAIR
(SELECTION & MULTIPLICATION)

| | I I | I I | I I | I I | I I | I I | I I | I I | I I | I I | I I | I I | I I | I I | I I | I I | I I | I I |
|--|--------|--------|--------|--------|--------|--------|--------|--------|--------|--------|--------|--------|--------|--------|--------|--------|--------|--------|
| | JAN | FEB | MAR | APR | MAY | JUN | JUL | AUG | SEP | OCT | NOV | DEC | TOTAL | | | | | |

1000 EINHEITEN

1000 UNITS

1000 UNITES

GESSCHLUEPFTE KUEKEN

CHICKS HATCHED

POUSSINS ECLOS

| | | | | | | | | | | | | | | | | | | |
|-----------------|----|-------|-------|-------|-------|-------|-------|-------|-------|------|------|------|-------|-------|--|--|--|--|
| EUR 12 | 92 | 5974 | 5184 | 6002 | 5839 | 5962 | 5980 | 6101 | 5558 | 4765 | 5045 | 5410 | 67467 | | | | | |
| | 93 | 3519 | 3580 | 3204 | 3816 | 3708 | 4059 | 3596 | 3617 | 3112 | 3066 | 4064 | 43378 | | | | | |
| | 94 | 3869 | 3827 | 4741 | 4010 | 4605 | : | : | : | : | : | : | : | | | | | |
| % | 94 | 9,9 | 6,9 | 24,3 | 5,1 | 24,2 | : | : | : | : | : | : | : | | | | | |
| %+ | 94 | 9,9 | 8,4 | 14,1 | 11,7 | 14,2 | : | : | : | : | : | : | : | | | | | |
| EUR 12# | 92 | 5974 | 5184 | 6002 | 5889 | 5962 | 5980 | 6101 | 5558 | 4765 | 5045 | 5410 | 67467 | | | | | |
| | 93 | 3519 | 3580 | 3813 | 3816 | 3708 | 4059 | 3596 | 3617 | 3112 | 3066 | 4064 | 43387 | | | | | |
| | 94 | 3869 | 3827 | 4741 | 4010 | 4605 | : | : | : | : | : | : | : | | | | | |
| % | 94 | 9,9 | 6,9 | 24,3 | 5,1 | 24,2 | : | : | : | : | : | : | : | | | | | |
| %+ | 94 | 9,9 | 8,4 | 14,0 | 11,7 | 14,2 | : | : | : | : | : | : | : | | | | | |
| BELGIE/BELGIQUE | 92 | 89 | 127 | 153 | 143 | 120 | 89 | 76 | 202 | 102 | 122 | 64 | 77 | 1364 | | | | |
| | 93 | 125 | 53 | 130 | 177 | 74 | 67 | 57 | 52 | 36 | 60 | 26 | 51 | 908 | | | | |
| | 94 | 57 | 47 | 96 | 67 | 84 | 50 | 22 | : | : | : | : | : | : | | | | |
| % | 94 | -54,4 | -11,3 | -26,2 | -62,1 | 13,5 | -25,4 | -61,4 | : | : | : | : | : | : | | | | |
| %+ | 94 | -54,4 | -41,6 | -35,1 | -44,9 | -37,2 | -35,9 | -38,1 | : | : | : | : | : | : | | | | |
| DANMARK | 92 | - | - | 6 | 1 | 56 | 101 | 179 | 117 | 90 | 109 | 75 | 75 | 809 | | | | |
| | 93 | 105 | 101 | 125 | 197 | 184 | 179 | 141 | 251 | 176 | 182 | 67 | 133 | 1841 | | | | |
| | 94 | 131 | 144 | 216 | 187 | 156 | 316 | 235 | 179 | : | : | : | : | : | | | | |
| % | 94 | 24,8 | 42,6 | 72,8 | -5,1 | -15,2 | 76,5 | 66,7 | -28,7 | : | : | : | : | : | | | | |
| %+ | 94 | 24,8 | 33,5 | 48,3 | 28,4 | 17,1 | 28,4 | 34,2 | 21,9 | : | : | : | : | : | | | | |
| DEUTSCHLAND# | 92 | 269 | 216 | 430 | 365 | 302 | 350 | 323 | 347 | 224 | 227 | 268 | 282 | 3602 | | | | |
| | 93 | 94 | 103 | 255 | 159 | 131 | 253 | 147 | 146 | 74 | 156 | 97 | 197 | 1811 | | | | |
| | 94 | 164 | 202 | 272 | 189 | 181 | 145 | 172 | : | : | : | : | : | : | | | | |
| % | 94 | 75,1 | 96,2 | 6,7 | 19,3 | 38,7 | -42,9 | 16,7 | : | : | : | : | : | : | | | | |
| %+ | 94 | 75,1 | 86,1 | 41,3 | 35,6 | 36,1 | 16,0 | 16,1 | : | : | : | : | : | : | | | | |
| DEUTSCHLAND | 92 | 269 | 216 | 430 | 365 | 302 | 350 | 323 | 347 | 224 | 227 | 268 | 282 | 3602 | | | | |
| | 93 | 94 | 103 | 246 | 159 | 131 | 253 | 147 | 146 | 74 | 156 | 97 | 197 | 1802 | | | | |
| | 94 | 164 | 202 | 272 | 189 | 181 | 145 | 172 | : | : | : | : | : | : | | | | |
| % | 94 | 75,1 | 96,2 | 10,6 | 19,3 | 38,7 | -42,9 | 16,7 | : | : | : | : | : | : | | | | |
| %+ | 94 | 75,1 | 86,1 | 44,2 | 37,4 | 37,8 | 17,0 | 17,0 | : | : | : | : | : | : | | | | |
| ELLADA | 92 | - | - | - | - | - | - | - | - | - | - | - | - | - | | | | |
| | 93 | - | - | - | - | - | - | - | - | - | - | - | - | - | | | | |
| | 94 | - | - | - | - | - | - | - | - | - | - | - | - | - | | | | |
| % | 94 | - | - | - | - | - | - | - | - | - | - | - | - | - | | | | |
| %+ | 94 | - | - | - | - | - | - | - | - | - | - | - | - | - | | | | |
| ESPANA | 92 | 312 | 580 | 418 | 357 | 346 | 416 | 473 | 415 | 372 | 191 | 544 | 509 | 4933 | | | | |
| | 93 | 505 | 493 | 492 | 396 | 465 | 412 | 427 | 466 | 433 | 351 | 421 | 748 | 5609 | | | | |
| | 94 | 669 | 329 | 388 | 509 | 478 | 500 | 602 | : | : | : | : | : | : | | | | |
| % | 94 | 32,5 | -33,3 | -21,1 | 28,5 | 2,8 | 21,4 | 41,0 | : | : | : | : | : | : | | | | |
| %+ | 94 | 32,5 | - | -7,0 | 0,5 | 0,9 | 4,0 | 8,9 | : | : | : | : | : | : | | | | |
| FRANCE | 92 | 966 | 1096 | 1287 | 941 | 1140 | 1261 | 1133 | 1101 | 1122 | 843 | 822 | 1349 | 13061 | | | | |
| | 93 | 940 | 938 | 1149 | 984 | 1092 | 1369 | 1099 | 1034 | 1045 | 731 | 729 | 1173 | 12283 | | | | |
| | 94 | 1041 | 1153 | 1414 | 1054 | 1468 | 1468 | 1232 | 1278 | : | : | : | : | : | | | | |
| % | 94 | 10,7 | 22,9 | 23,1 | 7,1 | 34,4 | 7,2 | 12,1 | 23,6 | : | : | : | : | : | | | | |
| %+ | 94 | 10,7 | 16,8 | 19,2 | 16,2 | 20,1 | 17,4 | 16,6 | 17,5 | : | : | : | : | : | | | | |
| IRELAND | 92 | 91 | 61 | 76 | 126 | 94 | 97 | 91 | 92 | 98 | 83 | 90 | 137 | 1137 | | | | |
| | 93 | 151 | 89 | 109 | 131 | 76 | 89 | 141 | 53 | 79 | 118 | 105 | 101 | 1240 | | | | |
| | 94 | 138 | 101 | 96 | 138 | 108 | 143 | : | : | : | : | : | : | : | | | | |
| % | 94 | -8,3 | 13,7 | -11,8 | 5,7 | 41,9 | 61,0 | : | : | : | : | : | : | : | | | | |
| %+ | 94 | -8,3 | -0,2 | -3,8 | -1,2 | 4,7 | 12,4 | : | : | : | : | : | : | : | | | | |
| ITALIA | 92 | 250 | 265 | 251 | 249 | 260 | 272 | 281 | 285 | 276 | 271 | 287 | 263 | 3210 | | | | |
| | 93 | 262 | 267 | 245 | 253 | 240 | 258 | 239 | 224 | 210 | 237 | 244 | 252 | 2931 | | | | |
| | 94 | 235 | 271 | 257 | 270 | 256 | 260 | 254 | : | : | : | : | : | : | | | | |
| % | 94 | -10,3 | 1,5 | 4,9 | 6,7 | 6,7 | 0,8 | 6,3 | : | : | : | : | : | : | | | | |
| %+ | 94 | -10,3 | -4,3 | -1,4 | 0,6 | 1,7 | 1,6 | 2,2 | : | : | : | : | : | : | | | | |
| LUXEMBOURG | 92 | - | - | - | - | - | - | - | - | - | - | - | - | - | | | | |
| | 93 | - | - | - | - | - | - | - | - | - | - | - | - | - | | | | |
| | 94 | - | - | - | - | - | - | - | - | - | - | - | - | - | | | | |
| % | 94 | - | - | - | - | - | - | - | - | - | - | - | - | - | | | | |
| %+ | 94 | - | - | - | - | - | - | - | - | - | - | - | - | - | | | | |
| NEDERLAND | 92 | 1622 | 1277 | 1482 | 1469 | 1413 | 1473 | 1663 | 1494 | 1357 | 1415 | 1423 | 1377 | 17465 | | | | |
| | 93 | 1325 | 1527 | 1295 | 1588 | 1440 | 1417 | 1330 | 1373 | 1371 | 1266 | 1366 | 1397 | 16615 | | | | |
| | 94 | 1421 | 1572 | 1992 | 1585 | 1866 | 1609 | 1388 | 1660 | : | : | : | : | : | | | | |
| % | 94 | 7,2 | 2,9 | 53,8 | 5,1 | 29,6 | 13,5 | 4,4 | 20,9 | : | : | : | : | : | | | | |
| %+ | 94 | 7,2 | 4,9 | 20,2 | 16,2 | 18,9 | 18,0 | 16,2 | 16,7 | : | : | : | : | : | | | | |
| PORTUGAL | 92 | 12 | 9 | 20 | 6 | 9 | 22 | 15 | 15 | 11 | 10 | 18 | 6 | 153 | | | | |
| | 93 | 12 | 10 | 13 | 12 | 6 | 15 | 15 | 17 | 13 | 11 | 12 | 12 | 148 | | | | |
| | 94 | 12 | 9 | 10 | 11 | 8 | 12 | 14 | : | : | : | : | : | : | | | | |
| % | 94 | - | -10,0 | -23,1 | -8,3 | 33,3 | -20,0 | -6,7 | : | : | : | : | : | : | | | | |
| %+ | 94 | - | -4,5 | -11,4 | -10,6 | -5,7 | -8,8 | -8,4 | : | : | : | : | : | : | | | | |
| UNITED KINGDOM | 92 | 2364 | 1553 | 1879 | 2232 | 2222 | 1899 | 1867 | 1490 | 1943 | 1494 | 1455 | 1335 | 21733 | | | | |
| | 93 | - | - | - | - | - | - | - | - | - | - | - | - | - | | | | |
| | 94 | - | - | - | - | - | - | - | - | - | - | - | - | - | | | | |
| % | 94 | - | - | - | - | - | - | - | - | - | - | - | - | - | | | | |
| %+ | 94 | - | - | - | - | - | - | - | - | - | - | - | - | - | | | | |

NUTZUNG DER BRUETEREIEN

UTILISATION OF HATCHERIES

ACTIVITE DES COUVOIRS

FLEISCHRASSEN
(KUEKEN FUER DIE MAST)MEAT STOCK
(CHICKS FOR FATTENING)POUSSINS DE RACE CHAIR
(UTILISATION)

| | I I | I | | I | | I | | I | | I | | I | | I | | I I | I I | |
|-----------------|--------|---------------------------|--------|--------|--------|---------|--------|--------|--------|--------|--------|--------|--------|---------|--|--------|--------|--|
| | | JAN | FEB | MAR | APR | MAY | JUN | JUL | AUG | SEP | OCT | NOV | DEC | TOTAL | | | | |
| | | 1000 EINHEITEN | | | | | | | | | | | | | | | | |
| | | EINGELEGTE BRUTEIER | | | | | | | | | | | | | | | | |
| | | 1000 UNITS | | | | | | | | | | | | | | | | |
| | | EGGS PLACED IN INCUBATION | | | | | | | | | | | | | | | | |
| | | 1000 UNITES | | | | | | | | | | | | | | | | |
| | | DEUFS MIS EN INCUBATION | | | | | | | | | | | | | | | | |
| EUR 12 | 92 | 393856 | 360728 | 404821 | 401241 | 366061 | 396253 | 400749 | 374983 | 387312 | 357683 | 280372 | 400799 | 4524852 | | | | |
| | 93 | 379079 | 357621 | 413507 | 402154 | 378783 | 391822 | 405992 | 385438 | 392737 | 368059 | 370377 | 395398 | 4640961 | | | | |
| | 94 | 387615 | 368777 | 426424 | 405119 | 361379 | : | : | : | : | : | : | : | : | | | | |
| | % | 2,3 | 3,1 | 3,1 | 0,7 | -4,6: | : | : | : | : | : | : | : | : | | | | |
| | %+ | 2,3 | 2,7 | 2,8 | 2,3 | 0,9: | : | : | : | : | : | : | : | : | | | | |
| EUR 12# | 92 | 387151 | 354741 | 397544 | 393333 | 358821 | 388879 | 392740 | 365728 | 378340 | 349501 | 273144 | 390006 | 4429923 | | | | |
| | 93 | 368580 | 346842 | 401831 | 389371 | 366967 | 381215 | 393659 | 372258 | 380239 | 356269 | 359150 | 382323 | 4498701 | | | | |
| | 94 | 375502 | 358338 | 413235 | 393806 | 361379: | : | : | : | : | : | : | : | : | | | | |
| | % | 1,9 | 3,3 | 2,8 | 1,1 | -1,5: | : | : | : | : | : | : | : | : | | | | |
| | %+ | 1,9 | 2,6 | 2,7 | 2,3 | 1,5: | : | : | : | : | : | : | : | : | | | | |
| BELGIE/BELGIQUE | 92 | 13796 | 13204 | 14280 | 14645 | 12274 | 13720 | 13575 | 14358 | 11890 | 13662 | 14426 | 13625 | 163455 | | | | |
| | 93 | 12010 | 12728 | 14284 | 15081 | 15037 | 13783 | 14954 | 15643 | 14131 | 13818 | 14440 | 14994 | 170903 | | | | |
| | 94 | 15268 | 14038 | 15855 | 14899 | 16129 | 15832 | 14741 | 11622 | 14669 | 14741 | 14669 | 14669 | 14669 | | | | |
| | % | 27,1 | 10,3 | 11,0 | -1,2 | 7,3 | 14,9 | -1,4 | : | : | : | : | : | : | | | | |
| | %+ | 27,1 | 18,5 | 15,7 | 11,0 | 10,2 | 11,0 | 9,1 | : | : | : | : | : | : | | | | |
| DANMARK | 92 | 14097 | 9673 | 10800 | 13141 | 10285 | 10484 | 13722 | 10805 | 11750 | 12541 | 11108 | 13996 | 142402 | | | | |
| | 93 | 11780 | 10600 | 14149 | 10766 | 10619 | 14653 | 11285 | 11511 | 13299 | 10012 | 11429 | 14160 | 144263 | | | | |
| | 94 | 11376 | 11039 | 13871 | 11906 | 11668 | 14469 | 11622 | 11622 | 11622 | 11622 | 11622 | 11622 | 11622 | | | | |
| | % | -3,4 | 4,1 | -2,0 | 10,6 | 9,9 | -1,3 | 3,5 | 1,0 | : | : | : | : | : | | | | |
| | %+ | -3,4 | 0,2 | -0,7 | 1,9 | 3,4 | 2,4 | 2,6 | 2,4 | : | : | : | : | : | | | | |
| DEUTSCHLAND# | 92 | 29439 | 23180 | 27139 | 25778 | 24186 | 26724 | 27622 | 24925 | 25279 | 22016 | 20039 | 23715 | 300043 | | | | |
| | 93 | 21635 | 17822 | 23361 | 22929 | 20329 | 23006 | 23804 | 23336 | 21639 | 21040 | 21326 | 23427 | 263634 | | | | |
| | 94 | 22946 | 18983 | 23521 | 21767 | 5 | 5 | 22273 | : | : | : | : | : | : | | | | |
| | % | 6,1 | 6,5 | 0,8 | -5,1 | : | : | -6,4 | : | : | : | : | : | : | | | | |
| | %+ | 6,1 | 6,3 | 4,2 | 1,7 | -: | -: | -28,4: | : | : | : | : | : | : | | | | |
| DEUTSCHLAND | 92 | 36144 | 29167 | 34416 | 33686 | 31426 | 34097 | 35632 | 34180 | 34251 | 30199 | 27267 | 34507 | 394973 | | | | |
| | 93 | 32134 | 28601 | 35017 | 35712 | 32146 | 33612 | 36137 | 36516 | 34136 | 32830 | 32552 | 36501 | 405895 | | | | |
| | 94 | 35059 | 29421 | 36710 | 33079 | 5 | 5 | 35045 | : | : | : | : | : | : | | | | |
| | % | 9,1 | 2,9 | 4,8 | -7,4 | : | -: | -3,0 | : | : | : | : | : | : | | | | |
| | %+ | 9,1 | 6,2 | 5,7 | 2,1 | -: | -: | -27,4: | : | : | : | : | : | : | | | | |
| ELLADA | 92 | 9826 | 8365 | 10353 | 9980 | 9683 | 9933 | 10195 | 9666 | 8887 | 9738 | 9582 | 8807 | 115015 | | | | |
| | 93 | 7712 | 7833 | 10670 | 10234 | 9538 | 9637 | 9614 | 10601 | 11351 | 10046 | 10756 | 9724 | 117716 | | | | |
| | 94 | 9137 | 7039 | 10317 | 9981 | 10447 | : | : | : | : | : | : | : | : | | | | |
| | % | 18,5 | -10,1 | -3,3 | -2,5 | 9,5 | : | : | : | : | : | : | : | : | | | | |
| | %+ | 18,5 | 4,1 | 1,1 | 0,1 | 2,0 | : | : | : | : | : | : | : | : | | | | |
| ESPANA | 92 | 54735 | 51916 | 58931 | 56485 | 55704 | 57552 | 58582 | 56261 | 54989 | 54733 | 51240 | 52132 | 663260 | | | | |
| | 93 | 52956 | 51437 | 57837 | 57189 | 55647 | 57273 | 57382 | 54137 | 50009 | 49745 | 52869 | 51772 | 648252 | | | | |
| | 94 | 51656 | 49730 | 56847 | 51954 | 56472 | : | : | : | : | : | : | : | : | | | | |
| | % | -2,5 | -3,3 | -1,7 | -9,2 | 1,5 | : | : | : | : | : | : | : | : | | | | |
| | %+ | -2,5 | -2,9 | -2,5 | -4,2 | -3,1 | : | : | : | : | : | : | : | : | | | | |
| FRANCE | 92 | 84462 | 85037 | 101939 | 86618 | 79147 | 100244 | 84402 | 81040 | 98581 | 68455 | 7705 | 99435 | 977064 | | | | |
| | 93 | 80970 | 83585 | 105416 | 88017 | 85058 | 96577 | 89291 | 86950 | 98922 | 74708 | 77511 | 104449 | 1071552 | | | | |
| | 94 | 78092 | 85840 | 110428 | 90897 | 86275 | 99321 | 89564 | 90034 | : | : | : | : | : | | | | |
| | % | -3,6 | 2,6 | 4,8 | 3,3 | 1,4 | 2,8 | 0,3 | 3,5 | : | : | : | : | : | | | | |
| | %+ | -3,6 | -0,4 | 1,6 | 2,0 | 1,9 | 2,1 | 1,8 | 2,0 | : | : | : | : | : | | | | |
| IRELAND | 92 | 4806 | 4024 | 4041 | 4922 | 4263 | 4374 | 5284 | 4126 | 4145 | 4295 | 4131 | 4958 | 53369 | | | | |
| | 93 | 4946 | 4149 | 4232 | 5430 | 4667 | 4709 | 5850 | 4513 | 4767 | 5137 | 4813 | 4533 | 57746 | | | | |
| | 94 | 5122 | 4351 | 4351 | 5000 | 4921 | 5100 | 5100 | 5100 | 5100 | 5100 | 5100 | 5100 | 5100 | | | | |
| | % | 15,8 | 13,5 | 2,8 | 3,1 | 5,4 | 8,4 | : | : | : | : | : | : | : | | | | |
| | %+ | 15,8 | 14,8 | 11,0 | 8,7 | 8,1 | 8,1 | : | : | : | : | : | : | : | | | | |
| ITALIA | 92 | 42820 | 43962 | 44983 | 44627 | 45069 | 44831 | 44255 | 43604 | 40344 | 41475 | 39575 | 39120 | 514665 | | | | |
| | 93 | 41425 | 42365 | 45368 | 40247 | 41415 | 40128 | 40630 | 39060 | 39881 | 41496 | 40688 | 40047 | 492750 | | | | |
| | 94 | 40540 | 42916 | 42658 | 41400 | 41850 | 41700 | 42000 | : | : | : | : | : | : | | | | |
| | % | -2,1 | 1,3 | -6,0 | 2,9 | 1,1 | 3,9 | 3,4 | : | : | : | : | : | : | | | | |
| | %+ | -2,1 | -0,4 | -2,4 | -1,1 | -0,7 | 0,0 | 0,5 | : | : | : | : | : | : | | | | |
| LUXEMBOURG | 92 | - | - | - | - | - | - | - | - | - | - | - | - | - | | | | |
| | 93 | - | - | - | - | - | - | - | - | - | - | - | - | - | | | | |
| | 94 | - | - | - | - | - | - | - | - | - | - | - | - | - | | | | |
| | % | - | - | - | - | - | - | - | - | - | - | - | - | - | | | | |
| | %+ | - | - | - | - | - | - | - | - | - | - | - | - | - | | | | |
| NEDERLAND | 92 | 42380 | 40714 | 45071 | 42472 | 39220 | 42797 | 41974 | 42248 | 42944 | 38748 | 39933 | 41549 | 500050 | | | | |
| | 93 | 41960 | 39569 | 43589 | 40228 | 40015 | 40253 | 40288 | 43631 | 44299 | 40512 | 44976 | 45690 | 505010 | | | | |
| | 94 | 44076 | 42559 | 47210 | 42573 | 45232 | 44319 | 44977 | 46847 | : | : | : | : | : | | | | |
| | % | 5,0 | 7,6 | 8,3 | 5,8 | 13,0 | 10,1 | 11,6 | 7,4 | : | : | : | : | : | | | | |
| | %+ | 5,0 | 6,3 | 7,0 | 6,7 | 7,9 | 8,3 | 8,8 | 8,6 | : | : | : | : | : | | | | |
| PORTUGAL | 92 | 17666 | 16901 | 20410 | 19849 | 17481 | 18756 | 18462 | 18791 | 18071 | 18005 | 16388 | 17168 | 217948 | | | | |
| | 93 | 16737 | 17857 | 20698 | 20757 | 20081 | 18737 | 19968 | 18902 | 18229 | 16906 | 17417 | 14919 | 220694 | | | | |
| | 94 | 17089 | 17449 | 20756 | 18674 | 20529 | 20951 | 20557 | : | : | : | : | : | : | | | | |
| | % | 6,9 | -0,6 | 0,3 | -7,8 | 2,2 | 11,8 | 2,9 | : | : | : | : | : | : | | | | |
| | %+ | 6,9 | 3,0 | 2,0 | -0,6 | -0,0 | 1,9 | 2,1 | : | : | : | : | : | : | | | | |
| UNITED KINGDOM | 92 | 73124 | 57765 | 59597 | 74817 | 61509 | 59464 | 74666 | 59904 | 61460 | 65833 | 59017 | 75502 | 782658 | | | | |
| | 93 | 76449 | 58797 | 62247 | 78993 | 64561 | 62465 | 80593 | 63974 | 63713 | 72849 | 62930 | 58613 | 806183 | | | | |
| | 94 | 78793 | 63735 | 67420 | 84156 | 67856 | 66621 | 86717 | 68920 | : | : | : | : | : | | | | |
| | % | 3,1 | 8,4 | 8,3 | 6,5 | 5,1 | 6,7 | 7,6 | 7,7 | : | : | : | : | : | | | | |
| | %+ | 3,1 | 5,4 | 6,3 | 6,4 | 6,1 | 6,2 | 6,4 | 6,6 | : | : | : | : | : | | | | |

UTILIZATION OF BROILERS

UTILISATION OF BROILERS

ACTIVITE DES COUVOIRS

FLEISCHRASSEN
(KUEKEN FUER DIE MAST)

MEAT STOCK
(CHICKS FOR FATTENING)

POUSSINS DE RACE CHAIR
(UTILISATION)

| | I | 1000 EINHEITEN GEESCHLUEPFTE KUEKEN | | | | | | | | | | 1000 UNITS CHICKS HATCHED | | | | | | | | | | 1000 UNITES POUSSINS ECLOS | | | | | | | | | | | | | | | | | | | | | |
|-----------------|----|--|--------|--------|--------|--------|--------|--------|--------|--------|--------|------------------------------|--------|---------|-----|--------|--------|--------|--------|--------|--------|-------------------------------|--------|--------|--------|--------|--------|---------|-----|--------|--------|--------|--------|--------|-------|-------|-------|-----|-----|-------|---|---|---|
| | | JAN | FEB | MAR | APR | MAY | JUN | JUL | AUG | SEP | OCT | NOV | DEC | TOTAL | JAN | FEB | MAR | APR | MAY | JUN | JUL | AUG | SEP | OCT | NOV | DEC | TOTAL | JAN | FEB | MAR | APR | MAY | JUN | JUL | AUG | SEP | OCT | NOV | DEC | TOTAL | | | |
| EUR 12 | 92 | 301773 | 293389 | 319796 | 315772 | 307159 | 312951 | 325834 | 303797 | 317569 | 315468 | 252601 | 330652 | 3696753 | 93 | 237084 | 241130 | 281361 | 261833 | 253684 | 263772 | 249560 | 258833 | 268134 | 243033 | 233726 | 274624 | 3066768 | 94 | 247757 | 243703 | 295364 | 259446 | 268087 | : | : | : | : | : | : | : | : | : |
| % | 94 | 4,5 | 1,1 | 5,0 | -0,9 | 5,7 | : | : | : | : | : | : | : | : | 94 | 4,5 | 2,8 | 3,6 | 2,4 | 3,1 | : | : | : | : | : | : | : | : | 94 | 4,5 | 2,8 | 3,6 | 2,4 | 3,1 | : | : | : | : | : | : | : | : | |
| EUR 12# | 92 | 297650 | 288732 | 314400 | 309909 | 301853 | 307423 | 319957 | 296841 | 311714 | 308982 | 247058 | 322296 | 3626808 | 93 | 228767 | 232607 | 271790 | 252438 | 244633 | 255294 | 239377 | 249045 | 258249 | 233938 | 225173 | 264299 | 2955624 | 94 | 238221 | 235406 | 285095 | 250265 | 257937 | : | : | : | : | : | : | : | : | |
| % | 94 | 4,1 | 1,2 | 4,9 | -0,9 | 5,4 | : | : | : | : | : | : | : | : | 94 | 4,1 | 2,7 | 3,5 | 2,4 | 3,0 | : | : | : | : | : | : | : | : | 94 | 4,1 | 2,7 | 3,5 | 2,4 | 3,0 | : | : | : | : | : | : | : | : | |
| BELGIE/BELGIQUE | 92 | 8976 | 10274 | 11250 | 12578 | 10162 | 10860 | 11716 | 10914 | 10475 | 11225 | 10343 | 11995 | 130768 | 93 | 11519 | 10761 | 11590 | 12453 | 11902 | 10997 | 12139 | 12269 | 12206 | 10909 | 9505 | 12164 | 138434 | 94 | 11899 | 11431 | 12605 | 11811 | 14101 | 12121 | 12934 | : | : | : | : | : | : | |
| % | 94 | 3,3 | 6,0 | 8,8 | -5,2 | 18,5 | 10,2 | 6,5 | : | : | : | : | : | : | 94 | 3,3 | 4,6 | 6,0 | 3,0 | 6,2 | : | : | : | : | : | : | : | : | 94 | 3,3 | 4,6 | 6,0 | 3,0 | 6,2 | : | : | : | : | : | : | : | : | |
| DANMARK | 92 | 10502 | 8792 | 7971 | 10361 | 8630 | 8234 | 11128 | 9063 | 8884 | 11869 | 7143 | 11901 | 114478 | 93 | 9340 | 9726 | 11158 | 9229 | 9847 | 10772 | 9743 | 9572 | 11268 | 8737 | 8130 | 12236 | 119758 | 94 | 9444 | 8652 | 12440 | 9065 | 9871 | 12171 | 9768 | 9691 | : | : | : | : | : | |
| % | 94 | 1,1 | -11,0 | 11,5 | -1,8 | 0,2 | 13,0 | 0,3 | 1,2 | : | : | : | : | : | 94 | 1,1 | -11,0 | 11,5 | -1,8 | 0,2 | 13,0 | 0,3 | 1,2 | : | : | : | : | : | 94 | 1,1 | -11,0 | 11,5 | -1,8 | 0,2 | 13,0 | 0,3 | 1,2 | : | : | : | : | : | |
| DEUTSCHLAND# | 92 | 22018 | 20762 | 20150 | 22032 | 20103 | 19727 | 22225 | 22349 | 21296 | 19941 | 14289 | 20544 | 245436 | 93 | 16524 | 16762 | 17377 | 17397 | 16593 | 17406 | 18285 | 19231 | 18098 | 16542 | 16496 | 18166 | 209477 | 94 | 18369 | 15753 | 20063 | 15946 | 19127 | 17799 | 16071 | : | : | : | : | : | : | |
| % | 94 | 9,4 | -6,0 | 15,5 | -11,4 | 15,3 | 2,3 | -12,1 | : | : | : | : | : | : | 94 | 9,4 | 1,6 | 6,4 | 1,7 | 4,3 | 4,0 | 1,6 | : | : | : | : | : | : | 94 | 9,4 | 1,6 | 6,4 | 1,7 | 4,3 | 4,0 | 1,6 | : | : | : | : | : | : | |
| DEUTSCHLAND | 92 | 26141 | 25418 | 25547 | 27895 | 25409 | 25255 | 28102 | 29304 | 27151 | 26426 | 19833 | 28901 | 315383 | 93 | 24841 | 25285 | 26948 | 27392 | 25625 | 25884 | 28468 | 29020 | 27982 | 25637 | 25049 | 28491 | 320622 | 94 | 27606 | 24051 | 30332 | 25126 | 29278 | 26676 | 25925 | : | : | : | : | : | : | |
| % | 94 | 11,1 | -4,9 | 12,6 | -8,3 | 14,3 | 3,1 | -8,9 | : | : | : | : | : | : | 94 | 11,1 | 3,1 | 6,4 | 2,5 | 4,8 | 6,5 | 2,5 | : | : | : | : | : | : | 94 | 11,1 | 3,1 | 6,4 | 2,5 | 4,8 | 6,5 | 2,5 | : | : | : | : | : | : | |
| ESPAÑA | 92 | 7028 | 6354 | 7293 | 7539 | 7466 | 7387 | 7200 | 6680 | 6041 | 7489 | 6555 | 7068 | 84100 | 93 | 6164 | 4905 | 7640 | 7659 | 7053 | 7099 | 7072 | 7246 | 7807 | 7160 | 8084 | 7929 | 85818 | 94 | 6423 | 6155 | 6068 | 8075 | 7884 | : | : | : | : | : | : | : | : | |
| % | 94 | 4,2 | 25,5 | -20,6 | 5,4 | 11,8 | : | : | : | : | : | : | : | : | 94 | 4,2 | 13,6 | -0,3 | 1,3 | 3,5 | : | : | : | : | : | : | : | : | 94 | 4,2 | 13,6 | -0,3 | 1,3 | 3,5 | : | : | : | : | : | : | : | : | |
| ESPAÑA | 92 | 43613 | 40378 | 47267 | 40345 | 45209 | 46978 | 48326 | 45237 | 45216 | 45097 | 39572 | 42158 | 529396 | 93 | 41761 | 39709 | 46866 | 45992 | 44979 | 43927 | 44520 | 44140 | 40996 | 41340 | 42232 | 42605 | 519067 | 94 | 40825 | 40754 | 47146 | 43296 | 45804 | 48368 | 45625 | : | : | : | : | : | : | |
| % | 94 | -2,2 | 2,6 | 0,6 | -5,9 | 1,8 | 10,1 | 2,5 | : | : | : | : | : | : | 94 | -2,2 | 0,1 | 0,3 | -1,3 | -0,7 | 1,1 | 1,3 | : | : | : | : | : | : | 94 | -2,2 | 0,1 | 0,3 | -1,3 | -0,7 | 1,1 | 1,3 | : | : | : | : | : | : | |
| FRANCE | 92 | 62373 | 69208 | 83497 | 66778 | 71002 | 75484 | 68233 | 66836 | 81161 | 63671 | 52536 | 81139 | 841917 | 93 | 64865 | 66678 | 86904 | 68798 | 71627 | 80441 | 64240 | 71017 | 83484 | 64358 | 54741 | 83581 | 862733 | 94 | 65763 | 69028 | 92090 | 71977 | 71380 | 81546 | 67244 | 70912 | : | : | : | : | : | |
| % | 94 | 1,4 | 0,5 | 6,0 | 4,6 | -0,3 | 1,4 | 4,7 | -0,1 | : | : | : | : | : | 94 | 1,4 | 0,9 | 2,9 | 3,3 | 2,6 | 2,4 | 2,7 | 2,3 | : | : | : | : | : | 94 | 1,4 | 0,9 | 2,9 | 3,3 | 2,6 | 2,4 | 2,7 | 2,3 | : | : | : | : | : | |
| IRELAND | 92 | 4082 | 3445 | 3433 | 4222 | 3451 | 3618 | 4542 | 3587 | 3452 | 4156 | 2779 | 4261 | 45028 | 93 | 4183 | 3340 | 3552 | 4445 | 3733 | 3900 | 4797 | 3820 | 3578 | 4645 | 3441 | 3767 | 47200 | 94 | 4737 | 3731 | 3798 | 4462 | 3792 | 4161 | : | : | : | : | : | : | : | |
| % | 94 | 13,2 | 11,7 | 6,9 | 0,4 | 1,6 | 6,7 | : | : | : | : | : | : | : | 94 | 13,2 | 12,6 | 10,8 | 7,8 | 6,6 | 6,6 | : | : | : | : | : | : | : | 94 | 13,2 | 12,6 | 10,8 | 7,8 | 6,6 | 6,6 | : | : | : | : | : | : | : | |
| ITALIA | 92 | 31325 | 34884 | 35830 | 36436 | 36150 | 36610 | 36760 | 35847 | 35537 | 32880 | 32200 | 31660 | 415919 | 93 | 31765 | 33140 | 33892 | 36748 | 32600 | 33132 | 32505 | 32910 | 32450 | 32490 | 33612 | 32960 | 398204 | 94 | 32440 | 32837 | 34760 | 34550 | 33530 | 33900 | 33780 | : | : | : | : | : | : | |
| % | 94 | 2,1 | -0,9 | 2,6 | -6,0 | 2,9 | 2,3 | 3,9 | : | : | : | : | : | : | 94 | 2,1 | 0,6 | 1,3 | -0,7 | -0,0 | 0,4 | 0,9 | : | : | : | : | : | : | 94 | 2,1 | 0,6 | 1,3 | -0,7 | -0,0 | 0,4 | 0,9 | : | : | : | : | : | : | |
| LUXEMBOURG | 92 | - | - | - | - | - | - | - | - | - | - | - | - | - | 93 | - | - | - | - | - | - | - | - | - | - | - | - | - | 94 | - | - | - | - | - | - | - | - | - | - | - | - | - | |
| % | 94 | - | - | - | - | - | - | - | - | - | - | - | - | - | 94 | - | - | - | - | - | - | - | - | - | - | - | - | - | 94 | - | - | - | - | - | - | - | - | - | - | - | - | - | |
| NEDERLAND | 92 | 33158 | 31911 | 34002 | 33005 | 32720 | 33199 | 33500 | 32210 | 34192 | 33864 | 27581 | 36481 | 395823 | 93 | 29856 | 31775 | 35327 | 32333 | 30720 | 32372 | 31198 | 33755 | 34233 | 34043 | 35020 | 37157 | 398789 | 94 | 34358 | 33081 | 39409 | 35482 | 36223 | 36641 | 35156 | 37843 | : | : | : | : | : | |
| % | 94 | 15,1 | 4,1 | 8,5 | 9,7 | 17,9 | 13,2 | 12,1 | : | : | : | : | : | : | 94 | 15,1 | 9,4 | 9,1 | 9,2 | 10,9 | 11,3 | 11,5 | 11,6 | : | : | : | : | : | 94 | 15,1 | 9,4 | 9,1 | 9,2 | 10,9 | 11,3 | 11,5 | 11,6 | : | : | : | : | : | |
| PORTUGAL | 92 | 13485 | 13248 | 15444 | 15840 | 14618 | 14854 | 15140 | 14464 | 14503 | 15084 | 12591 | 12838 | 172309 | 93 | 12779 | 13791 | 14485 | 16784 | 15599 | 15248 | 14878 | 15085 | 14130 | 13714 | 13912 | 13734 | 176150 | 94 | 14263 | 13583 | 16715 | 15602 | 16224 | 16503 | 16192 | : | : | : | : | : | : | |
| % | 94 | 11,5 | 1,4 | 1,4 | -7,8 | 4,0 | 8,2 | 8,8 | : | : | : | : | : | : | 94 | 11,5 | 6,3 | 4,4 | 1,2 | 1,8 | 2,9 | 3,7 | : | : | : | : | : | : | 94 | 11,5 | 6,3 | 4,4 | 1,2 | 1,8 | 2,9 | 3,7 | : | : | : | : | : | : | |
| UNITED KINGDOM | 92 | 61090 | 49674 | 48063 | 60773 | 52342 | 50472 | 61187 | 49655 | 50957 | 63707 | 41468 | 62250 | 651640 | 93 | - | - | - | - | - | - | - | - | - | - | - | - | - | 94 | - | - | - | - | - | - | - | - | - | - | - | - | - | |
| % | 94 | - | - | - | - | - | - | - | - | - | - | - | - | - | 94 | - | - | - | - | - | - | - | - | - | - | - | - | - | 94 | - | - | - | - | - | - | - | - | - | - | - | - | - | |

NUTZUNG DER BRUETEREIEN

UTILISATION OF HATCHERIES

ACTIVITE DES COUVOIRS

MISCHRASSEN
(KUEKEN FUER DIE MAST)

MIXED STOCK
(CHICKS FOR FATTENING)

POUSSINS DE RACE MIXTE
(UTILISATION)

| | I | I | I | I | I | I | I | I | I | I | I | I | I | I | I | I | I | I |
|--|-----|-----|-----|-----|-----|-----|-----|-----|-----|-----|-----|-----|-------|---|---|---|---|---|
| | JAN | FEB | MAR | APR | MAY | JUN | JUL | AUG | SEP | OCT | NOV | DEC | TOTAL | | | | | |

1000 EINHEITEN
GESSCHLUEPFTE KUEKEN

1000 UNITS
CHICKS HATCHED

1000 UNITES
POUSSINS ECLOS

| | | | | | | | | | | | | | | |
|-----------------|----|--------|--------|--------|--------|--------|-------|-------|-------|-------|-------|-------|-------|--------|
| EUR 12 | 92 | 3035: | 5578: | 7032: | 6147: | 5473: | 4973: | 3420: | 3307: | 3355: | 2618: | 1984: | 2836: | 49758: |
| | 93 | 3277: | 5333: | 8937: | 6450: | 5536: | 4916: | 3436: | 3300: | 4622: | 2687: | 1921: | 1875: | 52290: |
| | 94 | 2893: | 4751: | 6520: | 6142: | 5172: | : | : | : | : | : | : | : | : |
| % | 94 | -11,7: | -10,9: | -27,0: | -4,8: | -6,6: | : | : | : | : | : | : | : | : |
| %+ | 94 | -11,7: | -11,2: | -19,3: | -15,4: | -13,7: | : | : | : | : | : | : | : | : |
| EUR 12# | 92 | 3035: | 5578: | 7032: | 6147: | 5473: | 4973: | 3420: | 3307: | 3355: | 2618: | 1984: | 2836: | 49758: |
| | 93 | 3277: | 5333: | 8937: | 6450: | 5536: | 4916: | 3436: | 3300: | 4622: | 2687: | 1921: | 1875: | 52290: |
| | 94 | 2893: | 4751: | 6520: | 6142: | 5172: | : | : | : | : | : | : | : | : |
| % | 94 | -11,7: | -10,9: | -27,0: | -4,8: | -6,6: | : | : | : | : | : | : | : | : |
| %+ | 94 | -11,7: | -11,2: | -19,3: | -15,4: | -13,7: | : | : | : | : | : | : | : | : |
| BELGIE/BELGIQUE | 92 | - | - | - | - | - | - | - | - | - | - | - | - | - |
| | 93 | - | - | - | - | - | - | - | - | - | - | - | - | - |
| | 94 | - | - | - | - | - | - | - | - | - | - | - | - | - |
| % | 94 | - | - | - | - | - | - | - | - | - | - | - | - | - |
| %+ | 94 | - | - | - | - | - | - | - | - | - | - | - | - | - |
| DANMARK | 92 | - | - | - | - | - | - | - | - | - | - | - | - | - |
| | 93 | - | - | - | - | - | - | - | - | - | - | - | - | - |
| | 94 | - | - | - | - | - | - | - | - | - | - | - | - | - |
| % | 94 | - | - | - | - | - | - | - | - | - | - | - | - | - |
| %+ | 94 | - | - | - | - | - | - | - | - | - | - | - | - | - |
| DEUTSCHLAND# | 92 | - | - | - | - | - | - | - | - | - | - | - | - | - |
| | 93 | - | - | - | - | - | - | - | - | - | - | - | - | - |
| | 94 | - | - | - | - | - | - | - | - | - | - | - | - | - |
| % | 94 | - | - | - | - | - | - | - | - | - | - | - | - | - |
| %+ | 94 | - | - | - | - | - | - | - | - | - | - | - | - | - |
| DEUTSCHLAND | 92 | - | - | - | - | - | - | - | - | - | - | - | - | - |
| | 93 | - | - | - | - | - | - | - | - | - | - | - | - | - |
| | 94 | - | - | - | - | - | - | - | - | - | - | - | - | - |
| % | 94 | - | - | - | - | - | - | - | - | - | - | - | - | - |
| %+ | 94 | - | - | - | - | - | - | - | - | - | - | - | - | - |
| ESPAÑA | 92 | 633 | 1177 | 1153 | 1038 | 890 | 409 | 106 | 505 | 318 | 94 | 87 | 225 | 6635 |
| | 93 | 281 | 649 | 1332 | 614 | 458 | 298 | 28 | 1 | 1148 | 44 | 41 | 45 | 4939 |
| | 94 | 753 | 934 | 1018 | 877 | 472 | : | : | : | : | : | : | : | : |
| % | 94 | 168,0 | 43,9 | -23,6 | 42,8 | 7,2 | : | : | : | : | : | : | : | : |
| %+ | 94 | 168,0 | 81,4 | 19,6 | 24,5 | 21,6 | : | : | : | : | : | : | : | : |
| ESPAÑA | 92 | 156 | 153 | 154 | 152 | 150 | 160 | 163 | 151 | 142 | 146 | 139 | 143 | 1809 |
| | 93 | 146 | 150 | 165 | 161 | 165 | 161 | 148 | 143 | 151 | 162 | 159 | 168 | 1879 |
| | 94 | 161 | 164 | 166 | 161 | 167 | 181 | 181 | : | : | : | : | : | : |
| % | 94 | 10,3 | 9,3 | 0,6 | - | 1,2 | 12,4 | 29,3 | : | : | : | : | : | : |
| %+ | 94 | 10,3 | 9,8 | 6,5 | 4,8 | 4,1 | 5,5 | 7,8 | : | : | : | : | : | : |
| FRANCE | 92 | 1294 | 2062 | 3243 | 2514 | 2037 | 2021 | 1190 | 1023 | 1056 | 657 | 616 | 803 | 18516 |
| | 93 | 1275 | 2002 | 3062 | 2673 | 2127 | 1929 | 1144 | 1119 | 1147 | 827 | 740 | 1018 | 19063 |
| | 94 | 1177 | 1797 | 2316 | 2404 | 2113 | 2442 | 1283 | 989 | : | : | : | : | : |
| % | 94 | -7,7 | -10,2 | -8,0 | -10,1 | -0,7 | 26,6 | 12,2 | -11,6 | : | : | : | : | : |
| %+ | 94 | -7,7 | -9,2 | -8,7 | -9,1 | -7,5 | -2,4 | -1,3 | -2,0 | : | : | : | : | : |
| IRELAND | 92 | - | - | - | - | - | - | - | - | - | - | - | - | - |
| | 93 | - | - | - | - | - | - | - | - | - | - | - | - | - |
| | 94 | - | - | - | - | - | - | - | - | - | - | - | - | - |
| % | 94 | - | - | - | - | - | - | - | - | - | - | - | - | - |
| %+ | 94 | - | - | - | - | - | - | - | - | - | - | - | - | - |
| ITALIA | 92 | 927 | 2096 | 2234 | 2208 | 2244 | 2070 | 1820 | 1496 | 1707 | 1665 | 1110 | 1665 | 21242 |
| | 93 | 1575 | 2532 | 4215 | 2847 | 2647 | 2400 | 1990 | 1937 | 2090 | 1500 | 914 | 644 | 25291 |
| | 94 | 788 | 1856 | 2520 | 2700 | 2420 | 2850 | 2170 | : | : | : | : | : | : |
| % | 94 | -50,0 | -26,7 | -40,2 | -5,2 | -8,6 | 18,8 | 9,0 | : | : | : | : | : | : |
| %+ | 94 | -50,0 | -35,6 | -37,9 | -29,6 | -25,6 | -19,0 | -15,9 | : | : | : | : | : | : |
| LUXEMBOURG | 92 | - | - | - | - | - | - | - | - | - | - | - | - | - |
| | 93 | - | - | - | - | - | - | - | - | - | - | - | - | - |
| | 94 | - | - | - | - | - | - | - | - | - | - | - | - | - |
| % | 94 | - | - | - | - | - | - | - | - | - | - | - | - | - |
| %+ | 94 | - | - | - | - | - | - | - | - | - | - | - | - | - |
| NEDERLAND | 92 | - | - | - | - | - | - | - | - | - | - | - | - | - |
| | 93 | - | - | - | - | - | - | - | - | - | - | - | - | - |
| | 94 | - | - | - | - | - | - | - | - | - | - | - | - | - |
| % | 94 | - | - | - | - | - | - | - | - | - | - | - | - | - |
| %+ | 94 | - | - | - | - | - | - | - | - | - | - | - | - | - |
| PORTUGAL | 92 | 25 | 90 | 248 | 235 | 152 | 313 | 141 | 132 | 132 | 56 | 32 | - | 1556 |
| | 93 | - | - | 163 | 155 | 139 | 128 | 126 | 100 | 86 | 154 | 67 | - | 1118 |
| | 94 | 14 | - | - | - | - | - | - | - | - | - | - | - | - |
| % | 94 | - | - | - | - | - | - | - | - | - | - | - | - | - |
| %+ | 94 | - | - | - | - | - | - | - | - | - | - | - | - | - |
| UNITED KINGDOM | 92 | S | S | S | S | S | S | S | S | S | S | S | S | -0: |
| | 93 | S | S | S | S | S | S | S | S | S | S | S | S | -0: |
| | 94 | S | S | S | S | S | S | S | S | S | S | S | S | 0: |

NUTZUNG DER BRUETEREIEN

UTILISATION OF HATCHERIES

ACTIVITE DES COUVOIRS

ENTEN
(KUEKEN FUER DIE MAST)

DUCKS
(CHICKS FOR FATTENING)

CANETONS
(UTILISATION)

| | I I | I I | I I | I I | I I | I I | I I | I I | I I | I I | I I | I I | I I | I I | I I | I I | I I |
|--|--------|--------|--------|--------|--------|--------|--------|--------|--------|--------|--------|--------|--------|--------|--------|--------|--------|
| | JAN | FEB | MAR | APR | MAY | JUN | JUL | AUG | SEP | OCT | NOV | DEC | TOTAL | | | | |

1000 EINHEITEN
EINGELEGTE BRUTEIER

1000 UNITS
EGGS PLACED IN INCUBATION

1000 UNITES
OEUFS MIS EN INCUBATION

| | | | | | | | | | | | | | | | | | |
|-----------------|----|-------|-------|-------|-------|-------|-------|-------|-------|-------|-------|-------|-------|--------|--|--|--|
| EUR 12 | 92 | 12695 | 12459 | 14697 | 13301 | 13558 | 17374 | 15043 | 15195 | 15303 | 11777 | 11460 | 14685 | 167546 | | | |
| | 93 | 12655 | 12528 | 15266 | 13597 | 14347 | 18284 | 16479 | 17019 | 17741 | 13059 | 13399 | 16905 | 181276 | | | |
| | 94 | 13161 | 13009 | 16449 | 12464 | 14853 | | | | | | | | | | | |
| % | 94 | 4,0 | 3,8 | 7,8 | -8,3 | 3,5 | | | | | | | | | | | |
| %+ | 94 | 4,0 | 3,9 | 5,4 | 1,9 | 2,3 | | | | | | | | | | | |
| EUR 12# | 92 | 12243 | 12068 | 14202 | 12590 | 12983 | 16821 | 14557 | 14898 | 14987 | 11279 | 11040 | 14164 | 161831 | | | |
| | 93 | 12205 | 12043 | 14652 | 12934 | 13846 | 17766 | 15954 | 16591 | 17320 | 12704 | 13007 | 16437 | 175459 | | | |
| | 94 | 12858 | 12654 | 15940 | 12464 | 14379 | | | | | | | | | | | |
| % | 94 | 5,3 | 5,1 | 8,8 | -3,6 | 3,9 | | | | | | | | | | | |
| %+ | 94 | 5,3 | 5,2 | 6,6 | 4,0 | 4,0 | | | | | | | | | | | |
| BELGIE/BELGIQUE | 92 | - | - | 11 | 11 | 21 | 1 | - | - | - | - | - | - | 44 | | | |
| | 93 | - | 2 | 16 | 8 | 14 | 11 | 1 | - | - | - | - | - | 52 | | | |
| | 94 | - | 6 | 13 | 15 | 12 | 8 | - | - | - | - | - | - | | | | |
| % | 94 | - | 200,0 | -18,8 | 87,5 | -14,3 | -27,3 | - | - | - | - | - | - | | | | |
| %+ | 94 | - | 200,0 | 5,6 | 30,8 | 15,0 | 5,9 | - | - | - | - | - | - | | | | |
| DAHMARK | 92 | 562 | 553 | 634 | 755 | 594 | 572 | 675 | 471 | 444 | 348 | 279 | 304 | 6191 | | | |
| | 93 | 287 | 474 | 658 | 440 | 537 | 640 | 443 | 463 | 511 | 131 | 146 | 442 | 5172 | | | |
| | 94 | 322 | 662 | 815 | 459 | 685 | 606 | 541 | 397 | | | | | | | | |
| % | 94 | 12,2 | 39,7 | 23,9 | 4,3 | 27,6 | -5,3 | 22,1 | -14,3 | | | | | | | | |
| %+ | 94 | 12,2 | 29,3 | 26,8 | 21,5 | 22,8 | 16,9 | 17,6 | 13,8 | | | | | | | | |
| DEUTSCHLAND# | 92 | 733 | 868 | 1069 | 1203 | 1276 | 1216 | 1020 | 977 | 825 | 506 | 556 | 576 | 10824 | | | |
| | 93 | 483 | 582 | 879 | 1006 | 918 | 847 | 793 | 751 | 616 | 513 | 575 | 637 | 8601 | | | |
| | 94 | 651 | 658 | 1016 | 5 | 1056 | 978 | 912 | | | | | | | | | |
| % | 94 | 34,7 | 12,9 | 15,6 | - | 15,1 | 15,4 | 15,0 | | | | | | | | | |
| %+ | 94 | 34,7 | 22,8 | 19,5 | - | -12,6 | -7,6 | -4,3 | | | | | | | | | |
| DEUTSCHLAND | 92 | 1185 | 1259 | 1564 | 1914 | 1851 | 1769 | 1506 | 1274 | 1141 | 1004 | 976 | 1097 | 16539 | | | |
| | 93 | 933 | 1067 | 1493 | 1669 | 1419 | 1365 | 1318 | 1179 | 1037 | 868 | 967 | 1105 | 14418 | | | |
| | 94 | 954 | 1013 | 1525 | 5 | 1530 | 1390 | 1182 | | | | | | | | | |
| % | 94 | 2,3 | -5,1 | 2,2 | - | 7,8 | 1,8 | -10,3 | | | | | | | | | |
| %+ | 94 | 2,3 | -1,6 | -0,0 | - | -23,7 | -19,3 | -18,0 | | | | | | | | | |
| ELLADA | 92 | 16 | 28 | 25 | 35 | 22 | 28 | - | 9 | - | - | - | - | 163 | | | |
| | 93 | - | - | - | - | - | - | - | - | 39 | - | - | 240 | 279 | | | |
| | 94 | 19 | - | - | 24 | 24 | | | | | | | | | | | |
| % | 94 | - | - | - | - | - | - | - | - | - | - | - | - | - | | | |
| %+ | 94 | - | - | - | - | - | - | - | - | - | - | - | - | - | | | |
| ESPANA | 92 | 28 | 30 | 29 | 4 | 4 | 15 | 12 | 11 | 6 | 37 | 63 | 63 | 302 | | | |
| | 93 | 15 | 51 | 17 | 14 | 17 | 13 | 13 | 13 | 8 | 5 | - | - | 166 | | | |
| | 94 | - | - | - | - | - | - | - | - | - | - | - | - | | | | |
| % | 94 | - | - | - | - | - | - | - | - | - | - | - | - | - | | | |
| %+ | 94 | - | - | - | - | - | - | - | - | - | - | - | - | - | | | |
| FRANCE | 92 | 8756 | 8652 | 10056 | 7805 | 8697 | 12679 | 10359 | 11408 | 11860 | 8635 | 8502 | 11156 | 118525 | | | |
| | 93 | 9615 | 8930 | 10772 | 8745 | 9790 | 14089 | 12231 | 13316 | 14096 | 10143 | 10547 | 13390 | 135664 | | | |
| | 94 | 10014 | 9600 | 11982 | 9473 | 10410 | 15524 | 13451 | 13687 | | | | | | | | |
| % | 94 | 4,1 | 7,5 | 11,2 | 8,3 | 6,3 | 10,2 | 10,0 | 2,8 | | | | | | | | |
| %+ | 94 | 4,1 | 5,8 | 7,8 | 7,9 | 7,6 | 8,2 | 8,5 | 7,6 | | | | | | | | |
| IRELAND | 92 | - | - | - | - | - | - | - | - | - | - | - | - | - | | | |
| | 93 | - | - | - | - | - | - | - | - | - | - | - | - | - | | | |
| | 94 | - | - | - | - | - | - | - | - | - | - | - | - | - | | | |
| % | 94 | - | - | - | - | - | - | - | - | - | - | - | - | - | | | |
| %+ | 94 | - | - | - | - | - | - | - | - | - | - | - | - | - | | | |
| ITALIA | 92 | 122 | 182 | 327 | 339 | 433 | 304 | 246 | 199 | 54 | 41 | 95 | 104 | 2446 | | | |
| | 93 | 94 | 216 | 373 | 485 | 382 | 287 | 232 | 215 | 106 | 87 | 68 | 55 | 2600 | | | |
| | 94 | 77 | 127 | 256 | 250 | 210 | 180 | 95 | | | | | | | | | |
| % | 94 | -18,1 | -41,2 | -31,4 | -50,5 | -45,0 | -37,3 | -59,1 | | | | | | | | | |
| %+ | 94 | -18,1 | -34,2 | -32,7 | -40,1 | -41,3 | -40,7 | -42,7 | | | | | | | | | |
| LUXEMBOURG | 92 | - | - | - | - | - | - | - | - | - | - | - | - | - | | | |
| | 93 | - | - | - | - | - | - | - | - | - | - | - | - | - | | | |
| | 94 | - | - | - | - | - | - | - | - | - | - | - | - | - | | | |
| % | 94 | - | - | - | - | - | - | - | - | - | - | - | - | - | | | |
| %+ | 94 | - | - | - | - | - | - | - | - | - | - | - | - | - | | | |
| NEDERLAND | 92 | 428 | 551 | 809 | 816 | 648 | 746 | 632 | 544 | 472 | 378 | 357 | 397 | 6778 | | | |
| | 93 | 246 | 538 | 709 | 673 | 658 | 609 | 502 | 495 | 491 | 391 | 303 | 269 | 5884 | | | |
| | 94 | 278 | 384 | 492 | 489 | 571 | 498 | 388 | 395 | | | | | | | | |
| % | 94 | 13,0 | -28,6 | -30,6 | -27,3 | -13,2 | -18,2 | -22,7 | -20,2 | | | | | | | | |
| %+ | 94 | 13,0 | -15,6 | -22,7 | -24,1 | -21,6 | -21,0 | -21,2 | -21,1 | | | | | | | | |
| PORTUGAL | 92 | - | - | - | - | - | - | - | - | - | - | - | - | - | | | |
| | 93 | - | - | - | - | - | - | - | - | - | - | - | - | - | | | |
| | 94 | - | - | - | - | - | - | - | - | - | - | - | - | - | | | |
| % | 94 | - | - | - | - | - | - | - | - | - | - | - | - | - | | | |
| %+ | 94 | - | - | - | - | - | - | - | - | - | - | - | - | - | | | |
| UNITED KINGDOM | 92 | 1598 | 1204 | 1242 | 1622 | 1288 | 1260 | 1633 | 1279 | 1326 | 1334 | 1188 | 1584 | 16558 | | | |
| | 93 | 1465 | 1250 | 1228 | 1563 | 1530 | 1270 | 1739 | 1338 | 1453 | 1434 | 1368 | 1404 | 17042 | | | |
| | 94 | 1497 | 1217 | 1366 | 1764 | 1411 | 1332 | 1789 | 1378 | | | | | | | | |
| % | 94 | 2,2 | -2,6 | 11,2 | 12,9 | -7,8 | 4,9 | 2,9 | 3,0 | | | | | | | | |
| %+ | 94 | 2,2 | -0,0 | 3,5 | 6,1 | 3,1 | 3,4 | 3,3 | 3,3 | | | | | | | | |

NUTZUNG DER BRUETEREIEN

UTILISATION OF HATCHERIES

ACTIVITE DES COUVOIRS

ENTEN
(KUEKEN FUER DIE MAST)DUCKS
(CHICKS FOR FATTEPING)CANETONS
(UTILISATION)

| | I | I | I | I | I | I | I | I | I | I | I | I | I | I | I | I | I | I |
|--|-----|-----|-----|-----|-----|-----|-----|-----|-----|-----|-----|-----|-------|---|---|---|---|---|
| | JAN | FEB | MAR | APR | MAY | JUN | JUL | AUG | SEP | OCT | NOV | DEC | TOTAL | | | | | |

1000 EINHEITEN
GESSCHLUEPFTE KUEKEN1000 UNITS
CHICKS HATCHED1000 UNITES
POUSSINS ECLOS

| | | | | | | | | | | | | | | |
|-----------------|----|-------|-------|-------|-------|-------|-------|-------|-------|-------|-------|-------|------|--------|
| EUR 12 | 92 | 7134 | 7202 | 9219 | 8251 | 7970 | 9871 | 8651 | 8055 | 10104 | 8129 | 7336 | 8261 | 100181 |
| | 93 | 6380: | 6261: | 8269: | 7202: | 6970: | 8690: | 7781: | 7859: | 9234: | 7528: | 6196: | 7929 | 90297: |
| | 94 | 6853: | 6955: | 8419: | 6970: | 7355: | : | : | : | : | : | : | : | : |
| % | 94 | 7,4: | 11,1: | 1,8: | -3,2: | 5,5: | : | : | : | : | : | : | : | : |
| %+ | 94 | 7,4: | 9,2: | 6,3: | 3,9: | 4,2: | : | : | : | : | : | : | : | : |
| EUR 12# | 92 | 6933 | 6915 | 8915 | 7786 | 7531 | 9456 | 8296 | 7726 | 9894 | 7838 | 7039 | 7865 | 96193 |
| | 93 | 6068: | 5947: | 7908: | 6702: | 6557: | 8327: | 7338: | 7558: | 9234: | 7251: | 5914: | 7568 | 86372: |
| | 94 | 6589: | 6726: | 8116: | 6655: | 6972: | : | : | : | : | : | : | : | : |
| % | 94 | 8,6: | 13,1: | 2,6: | -0,7: | 6,3: | : | : | : | : | : | : | : | : |
| %+ | 94 | 8,6: | 10,8: | 7,6: | 5,5: | 5,7: | : | : | : | : | : | : | : | : |
| BELGIE/BELGIQUE | 92 | - | - | 5 | 7 | 17 | 2 | 1 | - | - | - | - | - | 32 |
| | 93 | - | - | - | 7 | 9 | 21 | 1 | - | - | - | - | - | 38 |
| | 94 | - | - | 6 | 8 | 21 | 7 | - | - | - | - | - | - | - |
| % | 94 | - | - | - | 14,3 | 133,3 | -66,7 | - | - | - | - | - | - | - |
| %+ | 94 | - | - | - | 100,0 | 118,8 | 13,5 | - | - | - | - | - | - | - |
| DANMARK | 92 | 200 | 215 | 352 | 470 | 305 | 363 | 387 | 330 | 291 | 317 | 117 | 207 | 3554 |
| | 93 | 148 | 160 | 336 | 304 | 298 | 378 | 311 | 316 | 311 | 269 | 61 | 235 | 3127 |
| | 94 | 186 | 259 | 434 | 254 | 434 | 370 | 420 | 284 | : | : | : | : | : |
| % | 94 | 25,7 | 61,9 | 29,2 | -16,4 | 45,6 | -2,1 | 35,0 | -10,1 | : | : | : | : | : |
| %+ | 94 | 25,7 | 44,5 | 36,5 | 19,5 | 25,8 | 19,3 | 21,8 | 17,3 | : | : | : | : | : |
| DEUTSCHLAND# | 92 | 464 | 642 | 680 | 752 | 880 | 915 | 789 | 668 | 612 | 500 | 354 | 439 | 7694 |
| | 93 | 376 | 360 | 594 | 626 | 694 | 718 | 596 | 592 | - | 414 | 418 | 452 | 5751: |
| | 94 | 400 | 455 | 573 | 624 | 814 | 725 | 667 | : | : | : | : | : | : |
| % | 94 | 6,5 | 26,6 | 13,8 | -0,4 | 17,4 | 0,9 | 11,9 | : | : | : | : | : | : |
| %+ | 94 | 6,5 | 16,3 | 15,3 | 10,0 | 12,0 | 9,6 | 9,9 | : | : | : | : | : | : |
| DEUTSCHLAND | 92 | 665 | 929 | 984 | 1217 | 1319 | 1330 | 1144 | 997 | 822 | 791 | 651 | 835 | 11682 |
| | 93 | 688 | 674 | 855 | 1126 | 1107 | 1081 | 1039 | 893 | 5 | 691 | 700 | 813 | 9675: |
| | 94 | 664 | 684 | 876 | 939 | 1197 | 1108 | 917 | : | : | : | : | : | : |
| % | 94 | -3,5 | 1,5 | 1,4 | -16,6 | 8,1 | 2,6 | -11,7 | : | : | : | : | : | : |
| %+ | 94 | -3,5 | -1,0 | -0,1 | -5,6 | -2,2 | -1,3 | -2,9 | : | : | : | : | : | : |
| ELLADA | 92 | 12 | 20 | 21 | 31 | 18 | 22 | - | 7 | - | - | - | - | 131 |
| | 93 | - | - | - | - | - | - | - | - | 27 | - | - | 16 | 43: |
| | 94 | 13 | - | - | 21 | 17 | - | - | - | - | - | - | - | - |
| % | 94 | - | - | - | - | - | - | - | - | - | - | - | - | - |
| %+ | 94 | - | - | - | - | - | - | - | - | - | - | - | - | - |
| ESPANA | 92 | 22 | 16 | 26 | 5 | 3 | 4 | 18 | 9 | 5 | 4 | 1 | 10 | 123 |
| | 93 | 12 | 12 | 13 | 10 | 13 | 10 | 10 | 41 | 6 | 6 | 3 | 11 | 147 |
| | 94 | 11 | 23 | - | - | - | - | - | - | - | - | - | - | - |
| % | 94 | -8,3 | 91,7 | - | - | - | - | - | - | - | - | - | - | - |
| %+ | 94 | -8,3 | 41,7 | - | - | - | - | - | - | - | - | - | - | - |
| FRANCE | 92 | 4747 | 4684 | 6287 | 4629 | 4467 | 6345 | 5127 | 5071 | 7403 | 5342 | 5426 | 5652 | 65180 |
| | 93 | 5137 | 5004 | 6447 | 4988 | 4734 | 6408 | 5805 | 6056 | 8402 | 6148 | 5078 | 6475 | 70682 |
| | 94 | 5724 | 5679 | 5695 | 5184 | 5109 | 7643 | 6791 | 6705 | : | : | : | : | : |
| % | 94 | 11,4 | 13,5 | 3,8 | 3,9 | 7,9 | 19,3 | 17,0 | 10,7 | : | : | : | : | : |
| %+ | 94 | 11,4 | 12,4 | 9,1 | 7,9 | 7,9 | 10,1 | 11,2 | 11,1 | : | : | : | : | : |
| IRELAND | 92 | - | - | - | - | - | - | - | - | - | - | - | - | - |
| | 93 | - | - | - | - | - | - | - | - | - | - | - | - | - |
| | 94 | - | - | - | - | - | - | - | - | - | - | - | - | - |
| % | 94 | - | - | - | - | - | - | - | - | - | - | - | - | - |
| %+ | 94 | - | - | - | - | - | - | - | - | - | - | - | - | - |
| ITALIA | 92 | 41 | 90 | 135 | 245 | 255 | 325 | 225 | 185 | 149 | 40 | 31 | 70 | 1791 |
| | 93 | 77 | 70 | 158 | 278 | 254 | 283 | 213 | 172 | 155 | 79 | 64 | 50 | 1953 |
| | 94 | 41 | 57 | 93 | 189 | 178 | 155 | 104 | : | : | : | : | : | : |
| % | 94 | -46,8 | -18,6 | -41,1 | -32,0 | -49,7 | -45,2 | -51,2 | : | : | : | : | : | : |
| %+ | 94 | -46,8 | -33,3 | -37,4 | -36,8 | -40,4 | -41,6 | -43,0 | : | : | : | : | : | : |
| LUXEMBOURG | 92 | - | - | - | - | - | - | - | - | - | - | - | - | - |
| | 93 | - | - | - | - | - | - | - | - | - | - | - | - | - |
| | 94 | - | - | - | - | - | - | - | - | - | - | - | - | - |
| % | 94 | - | - | - | - | - | - | - | - | - | - | - | - | - |
| %+ | 94 | - | - | - | - | - | - | - | - | - | - | - | - | - |
| NEDERLAND | 92 | 254 | 292 | 521 | 502 | 561 | 486 | 528 | 458 | 429 | 360 | 270 | 299 | 4960 |
| | 93 | 318 | 341 | 450 | 489 | 455 | 509 | 402 | 381 | 333 | 335 | 290 | 329 | 4632 |
| | 94 | 214 | 253 | 315 | 375 | 399 | 431 | 346 | 350 | : | : | : | : | : |
| % | 94 | -32,7 | -25,8 | -30,0 | -23,3 | -12,3 | -15,3 | -13,9 | -8,1 | : | : | : | : | : |
| %+ | 94 | -32,7 | -29,1 | -29,5 | -27,6 | -24,2 | -22,4 | -21,3 | -19,8 | : | : | : | : | : |
| PORTUGAL | 92 | - | - | - | - | - | - | - | - | - | - | - | - | - |
| | 93 | - | - | - | - | - | - | - | - | - | - | - | - | - |
| | 94 | - | - | - | - | - | - | - | - | - | - | - | - | - |
| % | 94 | - | - | - | - | - | - | - | - | - | - | - | - | - |
| %+ | 94 | - | - | - | - | - | - | - | - | - | - | - | - | - |
| UNITED KINGDOM | 92 | 1193 | 956 | 888 | 1145 | 1025 | 994 | 1221 | 998 | 1005 | 1275 | 840 | 1188 | 12728 |
| | 93 | - | - | - | - | - | - | - | - | - | - | - | - | - |
| | 94 | - | - | - | - | - | - | - | - | - | - | - | - | - |
| % | 94 | - | - | - | - | - | - | - | - | - | - | - | - | - |
| %+ | 94 | - | - | - | - | - | - | - | - | - | - | - | - | - |

NUTZUNG DER BRUETEREIEN

UTILISATION OF HATCHERIES

ACTIVITE DES COUVOIRS

GAENSE
(KUEKEN FUER DIE MAST)GEESE
(CHICKS FOR FATTENING)OISONS
(UTILISATION)

| | I | I | I | I | I | I | I | I | I | I | I | I | I | I | I | I | I |
|--|-----|-----|-----|-----|-----|-----|-----|-----|-----|-----|-----|-----|-------|---|---|---|---|
| | JAN | FEB | MAR | APR | MAY | JUN | JUL | AUG | SEP | OCT | NOV | DEC | TOTAL | | | | |

1000 EINHEITEN
GESSCHLUEPFTE KUEKEN1000 UNITS
CHICKS HATCHED1000 UNITES
POUSSINS ECLOS

| | | | | | | | | | | | | | | | | | |
|-----------------|----|-------|-------|--------|--------|--------|--------|--------|--------|------|-----|-----|-----|-------|--|--|--|
| EUR 12 | 92 | 15: | 32: | 154: | 493: | 584: | 515: | 193: | 64: | 32: | 22: | 22: | 83: | 2211: | | | |
| | 93 | 25: | 50: | 182: | 550: | 689: | 670: | 233: | 122: | 166: | 28: | 74: | 38: | 2827: | | | |
| | 94 | 25: | 75: | 237: | 567: | 927: | : | : | : | : | : | : | : | : | | | |
| % | 94 | -: | 50,0: | 30,5: | 3,2: | 34,5: | : | : | : | : | : | : | : | : | | | |
| %+ | 94 | -: | 33,3: | 31,3: | 12,1: | 22,4: | : | : | : | : | : | : | : | : | | | |
| EUR 12# | 92 | 16: | 32: | 151: | 478: | 557: | 496: | 191: | 64: | 32: | 22: | 22: | 28: | 2089: | | | |
| | 93 | 25: | 50: | 174: | 489: | 590: | 596: | 194: | 99: | 166: | 28: | 74: | 38: | 2523: | | | |
| | 94 | 25: | 75: | 232: | 526: | 825: | : | : | : | : | : | : | : | : | | | |
| % | 94 | -: | 50,0: | 33,3: | 7,4: | 39,9: | : | : | : | : | : | : | : | : | | | |
| %+ | 94 | -: | 33,3: | 33,3: | 16,2: | 26,7: | : | : | : | : | : | : | : | : | | | |
| BELGIE/BELGIQUE | 92 | -: | -: | 5: | 23: | 29: | 6: | 2: | -: | -: | -: | -: | -: | 63: | | | |
| | 93 | -: | -: | -: | 22: | 21: | 19: | -: | -: | -: | -: | -: | -: | 62: | | | |
| | 94 | -: | -: | 5: | 21: | 6: | 47: | -: | -: | -: | -: | -: | -: | : | | | |
| % | 94 | -: | -: | -: | -4,5: | -71,4: | 147,4: | -: | -: | -: | -: | -: | -: | : | | | |
| %+ | 94 | -: | -: | -: | 18,2: | -25,6: | 27,4: | -: | -: | -: | -: | -: | -: | : | | | |
| DANMARK | 92 | -: | -: | -: | 23: | 50: | 65: | 41: | 37: | 14: | 4: | -: | -: | 234: | | | |
| | 93 | -: | -: | 5: | 30: | 76: | 73: | 31: | 25: | 9: | -: | 39: | -: | 288: | | | |
| | 94 | -: | -: | -: | 18: | 23: | 3: | 29: | 10: | : | : | : | : | : | | | |
| % | 94 | -: | -: | -: | -40,0: | -69,7: | -95,9: | -6,5: | -60,0: | : | : | : | : | : | | | |
| %+ | 94 | -: | -: | -: | -48,6: | -63,1: | -76,1: | -66,0: | -65,4: | : | : | : | : | : | | | |
| DEUTSCHLAND# | 92 | -: | -: | 8: | 118: | 151: | 164: | 81: | 10: | 3: | -: | -: | -: | 535: | | | |
| | 93 | -: | -: | 8: | 122: | 170: | 163: | 70: | 37: | -: | -: | -: | -: | 570: | | | |
| | 94 | -: | -: | 4: | 124: | 162: | 175: | 66: | : | : | : | : | : | : | | | |
| % | 94 | -: | -: | -50,0: | 1,1: | -4,7: | 7,5: | -5,6: | : | : | : | : | : | : | | | |
| %+ | 94 | -: | -: | -50,0: | -2,1: | -3,5: | 0,4: | -0,4: | : | : | : | : | : | : | | | |
| DEUTSCHLAND | 92 | -: | -: | 11: | 133: | 178: | 183: | 83: | 10: | 3: | -: | -: | 56: | 657: | | | |
| | 93 | -: | -: | 16: | 183: | 269: | 237: | 109: | 60: | -: | -: | -: | -: | 874: | | | |
| | 94 | -: | -: | 9: | 165: | 264: | 225: | 88: | : | : | : | : | : | : | | | |
| % | 94 | -: | -: | -42,9: | -9,6: | -2,0: | -5,1: | -19,0: | : | : | : | : | : | : | | | |
| %+ | 94 | -: | -: | -42,9: | -12,2: | -6,4: | -5,9: | -7,7: | : | : | : | : | : | : | | | |
| ELLADA | 92 | -: | -: | -: | -: | -: | -: | -: | -: | -: | -: | -: | -: | -: | | | |
| | 93 | -: | -: | -: | -: | -: | -: | -: | -: | -: | -: | -: | -: | -: | | | |
| | 94 | -: | -: | -: | -: | -: | -: | -: | -: | -: | -: | -: | -: | -: | | | |
| % | 94 | -: | -: | -: | -: | -: | -: | -: | -: | -: | -: | -: | -: | -: | | | |
| %+ | 94 | -: | -: | -: | -: | -: | -: | -: | -: | -: | -: | -: | -: | -: | | | |
| ESPANA | 92 | -: | -: | -: | -: | -: | -: | -: | -: | -: | -: | -: | -: | -: | | | |
| | 93 | -: | -: | -: | -: | -: | -: | -: | -: | -: | -: | -: | -: | -: | | | |
| | 94 | -: | -: | -: | -: | -: | -: | -: | -: | -: | -: | -: | -: | -: | | | |
| % | 94 | -: | -: | -: | -: | -: | -: | -: | -: | -: | -: | -: | -: | -: | | | |
| %+ | 94 | -: | -: | -: | -: | -: | -: | -: | -: | -: | -: | -: | -: | -: | | | |
| FRANCE | 92 | 14: | 21: | 98: | 224: | 229: | 178: | 35: | 13: | 15: | 18: | 22: | 24: | 891: | | | |
| | 93 | 19: | 22: | 95: | 186: | 208: | 205: | 55: | 31: | 33: | 28: | 35: | 38: | 955: | | | |
| | 94 | 18: | 30: | 145: | 247: | 528: | 224: | 71: | 40: | : | : | : | : | : | | | |
| % | 94 | -5,3: | 36,4: | 52,6: | 32,8: | 153,8: | 9,3: | 29,1: | 29,0: | : | : | : | : | : | | | |
| %+ | 94 | -5,3: | 17,1: | 41,9: | 36,6: | 82,6: | 62,2: | 59,9: | 58,7: | : | : | : | : | : | | | |
| IRELAND | 92 | -: | -: | -: | -: | -: | -: | -: | -: | -: | -: | -: | -: | -: | | | |
| | 93 | -: | -: | -: | -: | -: | -: | -: | -: | -: | -: | -: | -: | -: | | | |
| | 94 | -: | -: | -: | -: | -: | -: | -: | -: | -: | -: | -: | -: | -: | | | |
| % | 94 | -: | -: | -: | -: | -: | -: | -: | -: | -: | -: | -: | -: | -: | | | |
| %+ | 94 | -: | -: | -: | -: | -: | -: | -: | -: | -: | -: | -: | -: | -: | | | |
| ITALIA | 92 | 2: | 11: | 40: | 90: | 98: | 85: | 32: | 4: | -: | -: | -: | 4: | 366: | | | |
| | 93 | 6: | 28: | 66: | 119: | 115: | 136: | 38: | 6: | 8: | -: | -: | -: | 522: | | | |
| | 94 | 7: | 45: | 78: | 116: | 106: | 90: | 31: | : | : | : | : | : | : | | | |
| % | 94 | 16,7: | 60,7: | 18,2: | -2,5: | -7,8: | -33,8: | -18,4: | : | : | : | : | : | : | | | |
| %+ | 94 | 16,7: | 52,9: | 30,0: | 12,3: | 5,4: | -6,0: | -6,9: | : | : | : | : | : | : | | | |
| LUXEMBOURG | 92 | -: | -: | -: | -: | -: | -: | -: | -: | -: | -: | -: | -: | -: | | | |
| | 93 | -: | -: | -: | -: | -: | -: | -: | -: | -: | -: | -: | -: | -: | | | |
| | 94 | -: | -: | -: | -: | -: | -: | -: | -: | -: | -: | -: | -: | -: | | | |
| % | 94 | -: | -: | -: | -: | -: | -: | -: | -: | -: | -: | -: | -: | -: | | | |
| %+ | 94 | -: | -: | -: | -: | -: | -: | -: | -: | -: | -: | -: | -: | -: | | | |
| NEDERLAND | 92 | -: | -: | -: | -: | -: | -: | -: | -: | -: | -: | -: | -: | -: | | | |
| | 93 | -: | -: | -: | -: | -: | -: | -: | -: | -: | -: | -: | -: | -: | | | |
| | 94 | -: | -: | -: | -: | -: | -: | -: | -: | -: | -: | -: | -: | -: | | | |
| % | 94 | -: | -: | -: | -: | -: | -: | -: | -: | -: | -: | -: | -: | -: | | | |
| %+ | 94 | -: | -: | -: | -: | -: | -: | -: | -: | -: | -: | -: | -: | -: | | | |
| PORTUGAL | 92 | -: | -: | -: | -: | -: | -: | -: | -: | -: | -: | -: | -: | -: | | | |
| | 93 | -: | -: | -: | -: | -: | -: | -: | -: | -: | -: | -: | -: | -: | | | |
| | 94 | -: | -: | -: | -: | -: | -: | -: | -: | -: | -: | -: | -: | -: | | | |
| % | 94 | -: | -: | -: | -: | -: | -: | -: | -: | -: | -: | -: | -: | -: | | | |
| %+ | 94 | -: | -: | -: | -: | -: | -: | -: | -: | -: | -: | -: | -: | -: | | | |
| UNITED KINGDOM | 92 | S | S | S | S | S | S | S | S | S | S | S | S | -0: | | | |
| | 93 | S | S | S | S | S | S | S | S | S | S | S | S | -0: | | | |
| | 94 | S | S | S | S | S | S | S | S | S | S | S | S | -0: | | | |
| % | 94 | -: | -: | -: | -: | -: | -: | -: | -: | -: | -: | -: | -: | -: | | | |
| %+ | 93 | -: | -: | -: | -: | -: | -: | -: | -: | -: | -: | -: | -: | -: | | | |
| %+ | 94 | -: | -: | -: | -: | -: | -: | -: | -: | -: | -: | -: | -: | -: | | | |

NUTZUNG DER BRUETEREIERN

UTILISATION OF HATCHERIES

ACTIVITE DES COUVOIRS

PUTEN
(KUEKEN FUER DIE MAST)TURKEYS
(CHICKS FOR FATTENING)DINDONNEAUX
(UTILISATION)

| | 1000 EINHEITEN EINGELEGT BRUTEIER | | | | | 1000 UNITS EGGS PLACED IN INCUBATION | | | | | 1000 UNITS OEUFS MIS EN INCUBATION | | | | |
|-----------------|--------------------------------------|-------------|-------------|-------------|-------------|---|-------------|-------------|-------------|-------------|---------------------------------------|-------------|-------------|-------------|-------------|
| | I I I | I I I | I I I | I I I | I I I | I I I | I I I | I I I | I I I | I I I | I I I | I I I | I I I | I I I | I I I |
| | JAN | FEB | MAR | APR | MAY | JUN | JUL | AUG | SEP | OCT | NOV | DEC | TOTAL | | |
| EUR 12 | 92 | 19566 | 19154 | 22712 | 22398 | 22577 | 26263 | 23732 | 21479 | 23960 | 20209 | 18794 | 21282 | 262125 | |
| | 93 | 20813 | 19871 | 23026 | 21388 | 22128 | 25235 | 23166 | 20977 | 23609 | 21168 | 19896 | 23026 | 264302 | |
| | 94 | 20863 | 19999 | 24077 | 22870 | 23381 | : | : | : | : | : | : | : | : | |
| % | 94 | 0,2 | 0,6 | 4,6 | 6,9 | 5,7 | : | : | : | : | : | : | : | : | |
| %+ | 94 | 0,2 | 0,4 | 1,9 | 3,2 | 3,7 | : | : | : | : | : | : | : | : | |
| EUR 12# | 92 | 19566 | 19154 | 22712 | 22398 | 22577 | 26263 | 23732 | 21479 | 23960 | 20209 | 18794 | 21282 | 262125 | |
| | 93 | 20813 | 19871 | 23026 | 21388 | 22128 | 25235 | 23166 | 20977 | 23609 | 21168 | 19896 | 23026 | 264302 | |
| | 94 | 20863 | 19999 | 24077 | 22870 | 23381 | : | : | : | : | : | : | : | : | |
| % | 94 | 0,2 | 0,6 | 4,6 | 6,9 | 5,7 | : | : | : | : | : | : | : | : | |
| %+ | 94 | 0,2 | 0,4 | 1,9 | 3,2 | 3,7 | : | : | : | : | : | : | : | : | |
| BELGIE/BELGIQUE | 92 | 55 | 39 | 202 | 109 | 151 | 99 | 124 | 85 | 90 | 153 | 32 | 119 | 1258 | |
| | 93 | 183 | 45 | 220 | 82 | 272 | 150 | 90 | 72 | 92 | 149 | 42 | 64 | 1461 | |
| | 94 | 56 | 51 | 41 | 67 | 88 | 74 | 46 | : | : | : | : | : | : | |
| % | 94 | -69,4 | 13,3 | -81,4 | -18,3 | -67,6 | -50,7 | -48,9 | : | : | : | : | : | : | |
| %+ | 94 | 6,9 | 51,1 | 6,0 | 5,2 | 6,2 | 60,4 | 59,4 | : | : | : | : | : | : | |
| DANMARK | 92 | - | 4 | 26 | 76 | 100 | 82 | 100 | 54 | - | - | - | - | 442 | |
| | 93 | - | - | 77 | 79 | 94 | 83 | 67 | 35 | - | - | - | - | 435 | |
| | 94 | - | 51 | 57 | 59 | 52 | 51 | 33 | 17 | : | : | : | : | : | |
| % | 94 | - | - | -26,0 | -25,3 | -44,7 | -38,6 | -50,7 | -51,4 | : | : | : | : | : | |
| %+ | 94 | - | - | 46,3 | 7,1 | -12,4 | -18,9 | -24,3 | -26,4 | : | : | : | : | : | |
| DEUTSCHLAND# | 92 | 2070 | 2092 | 2360 | 2266 | 2003 | 2388 | 2335 | 2366 | 2247 | 2318 | 2083 | 2070 | 26598 | |
| | 93 | 1953 | 1972 | 2294 | 1682 | 2136 | 2048 | 1992 | 2218 | 2162 | 2151 | 2362 | 2294 | 25262 | |
| | 94 | 2324 | 2360 | 2529 | 2174 | 2528 | 2550 | 2235 | : | : | : | : | : | : | |
| % | 94 | 19,0 | 19,7 | 10,3 | 29,2 | 18,4 | 24,5 | 12,2 | : | : | : | : | : | : | |
| %+ | 94 | 19,0 | 19,4 | 16,0 | 18,8 | 18,7 | 19,7 | 18,6 | : | : | : | : | : | : | |
| DEUTSCHLAND | 92 | 2070 | 2092 | 2360 | 2266 | 2003 | 2388 | 2335 | 2366 | 2247 | 2318 | 2083 | 2070 | 26598 | |
| | 93 | 1953 | 1972 | 2294 | 1682 | 2136 | 2048 | 1992 | 2218 | 2162 | 2151 | 2362 | 2294 | 25262 | |
| | 94 | 2324 | 2360 | 2529 | 2174 | 2528 | 2550 | 2235 | : | : | : | : | : | : | |
| % | 94 | 19,0 | 19,7 | 10,3 | 29,2 | 18,4 | 24,5 | 12,2 | : | : | : | : | : | : | |
| %+ | 94 | 19,0 | 19,4 | 16,0 | 18,8 | 18,7 | 19,7 | 18,6 | : | : | : | : | : | : | |
| ELLADA | 92 | 3 | 13 | 111 | 85 | 58 | 40 | 72 | 71 | - | 36 | - | - | 489 | |
| | 93 | - | - | 45 | 50 | 52 | - | 15 | 20 | 20 | - | - | - | 212 | |
| | 94 | - | - | 43 | 38 | 42 | : | : | : | : | : | : | : | : | |
| % | 94 | - | - | -4,4 | -24,0 | -19,2 | : | : | : | : | : | : | : | : | |
| %+ | 94 | - | - | -4,4 | -14,7 | -16,3 | : | : | : | : | : | : | : | : | |
| ESPANA | 92 | 299 | 261 | 305 | 363 | 342 | 338 | 190 | 434 | 299 | 183 | 208 | 72 | 3285 | |
| | 93 | 215 | 229 | 322 | 352 | 305 | 305 | 233 | 273 | 374 | 219 | 205 | 195 | 3227 | |
| | 94 | 127 | 114 | 100 | 95 | 130 | 340 | 351 | : | : | : | : | : | : | |
| % | 94 | -40,9 | -50,2 | -68,9 | -73,0 | -57,4 | 11,5 | 50,6 | : | : | : | : | : | : | |
| %+ | 94 | -40,9 | -45,7 | -55,5 | -61,0 | -60,2 | -47,6 | -35,9 | : | : | : | : | : | : | |
| FRANCE | 92 | 9777 | 9739 | 12651 | 11492 | 12377 | 15051 | 10679 | 10239 | 14674 | 9686 | 9597 | 10804 | 136766 | |
| | 93 | 10490 | 10196 | 12852 | 10870 | 11547 | 13950 | 10455 | 10112 | 14238 | 9733 | 10028 | 12729 | 137200 | |
| | 94 | 10292 | 10391 | 13294 | 11434 | 12460 | 15155 | 11761 | 10874 | : | : | : | : | : | |
| % | 94 | -1,9 | 1,9 | 5,4 | 5,2 | 7,9 | 8,6 | 12,5 | 7,5 | : | : | : | : | : | |
| %+ | 94 | -1,9 | -0,0 | 1,3 | 2,3 | 3,4 | 4,5 | 5,5 | 5,7 | : | : | : | : | : | |
| IRELAND | 92 | 545 | 445 | 293 | 332 | 437 | 589 | 1173 | 885 | 399 | 292 | 200 | 273 | 5862 | |
| | 93 | 320 | 269 | 203 | 289 | 245 | 449 | 1197 | 698 | 330 | 346 | 314 | 362 | 5021 | |
| | 94 | 351 | 297 | 221 | 281 | 371 | 571 | 1171 | 771 | 441 | 341 | 311 | 361 | 5011 | |
| % | 94 | 9,8 | 7,5 | 8,8 | 10,9 | 51,8 | 23,2 | : | : | : | : | : | : | : | |
| %+ | 94 | 9,8 | 8,7 | 8,7 | 9,3 | 17,2 | 18,7 | : | : | : | : | : | : | : | |
| ITALIA | 92 | 2198 | 2571 | 2764 | 2822 | 2552 | 2619 | 2770 | 2531 | 2434 | 2682 | 2830 | 2910 | 31683 | |
| | 93 | 2775 | 2950 | 2802 | 2870 | 2775 | 2721 | 2780 | 2805 | 2792 | 2845 | 2925 | 2960 | 34000 | |
| | 94 | 2460 | 2413 | 2740 | 2850 | 2900 | 2830 | 2950 | : | : | : | : | : | : | |
| % | 94 | -11,4 | -18,2 | -2,2 | -0,7 | 4,5 | 4,0 | 6,1 | : | : | : | : | : | : | |
| %+ | 94 | -11,4 | -14,9 | -10,7 | -8,2 | -5,7 | -4,1 | -2,7 | : | : | : | : | : | : | |
| LUXEMBOURG | 92 | - | - | - | - | - | - | - | - | - | - | - | - | - | |
| | 93 | - | - | - | - | - | - | - | - | - | - | - | - | - | |
| | 94 | - | - | - | - | - | - | - | - | - | - | - | - | - | |
| % | 94 | - | - | - | - | - | - | - | - | - | - | - | - | - | |
| %+ | 94 | - | - | - | - | - | - | - | - | - | - | - | - | - | |
| NEDERLAND | 92 | 312 | 328 | 369 | 351 | 381 | 554 | 395 | 380 | 394 | 438 | 391 | 424 | 4717 | |
| | 93 | 374 | 400 | 417 | 414 | 380 | 483 | 387 | 413 | 445 | 373 | 358 | 457 | 4881 | |
| | 94 | 407 | 356 | 446 | 380 | 398 | 532 | 384 | 564 | : | : | : | : | : | |
| % | 94 | 8,8 | -11,0 | 7,0 | -8,2 | 4,7 | 14,9 | -0,8 | 36,6 | : | : | : | : | : | |
| %+ | 94 | 8,8 | -1,4 | 1,5 | -1,0 | 0,1 | 2,9 | 2,4 | 6,7 | : | : | : | : | : | |
| PORTUGAL | 92 | 278 | 249 | 270 | 291 | 278 | 228 | 280 | 482 | 271 | 332 | 98 | 313 | 3370 | |
| | 93 | 305 | 294 | 339 | 389 | 357 | 338 | 374 | 360 | 262 | 306 | 260 | 336 | 3920 | |
| | 94 | 320 | 331 | 379 | 323 | - | - | - | - | : | : | : | : | : | |
| % | 94 | 4,9 | 12,6 | 11,8 | -17,0 | - | - | - | - | : | : | : | : | : | |
| %+ | 94 | 4,9 | 8,7 | 9,8 | 2,0 | - | - | - | - | : | : | : | : | : | |
| UNITED KINGDOM | 92 | 4028 | 3413 | 3361 | 4211 | 3899 | 4275 | 5614 | 3952 | 3161 | 4088 | 3355 | 4298 | 47655 | |
| | 93 | 4199 | 3516 | 3456 | 4310 | 3966 | 4728 | 5575 | 3962 | 2894 | 4046 | 3402 | 3629 | 47683 | |
| | 94 | 4526 | 3643 | 4227 | 5129 | 4412 | 5149 | 6353 | 4854 | : | : | : | : | : | |
| % | 94 | 7,8 | 3,6 | 22,3 | 19,0 | 11,2 | 8,9 | 14,0 | 22,5 | : | : | : | : | : | |
| %+ | 94 | 7,8 | 5,9 | 11,0 | 13,2 | 12,8 | 12,0 | 12,4 | 13,6 | : | : | : | : | : | |

NUTZUNG DER BRUETEREIEN

UTILISATION OF HATCHERIES

ACTIVITE DES COUVOIRS

PERLHUEHNER
(KUEKEN FUER DIE MAST)GUINEA-FOWLS
(CHICKS FOR FATTENING)PINTADEAUX
(UTILISATION)

| | I | I | I | I | I | I | I | I | I | I | I | I | I | I | I | I | I | I | I |
|--|-----|-----|-----|-----|-----|-----|-----|-----|-----|-----|-----|-----|-------|---|---|---|---|---|---|
| | JAN | FEB | MAR | APR | MAY | JUN | JUL | AUG | SEP | OCT | NOV | DEC | TOTAL | | | | | | |

1000 EINHEITEN
EINGELEGTE BRUTEIER1000 UNITS
EGGS PLACED IN INCUBATION1000 UNITES
OEUFS MIS EN INCUBATION

| | | | | | | | | | | | | | | | | | | | |
|-----------------|----|-------|--------|-------|--------|--------|--------|--------|--------|-------|-------|-------|-------|---------|--|--|--|--|--|
| EUR 12 | 92 | 7756: | 7681: | 9184: | 7749: | 7955: | 9657: | 8599: | 10753: | 9437: | 7311: | 7761: | 9559: | 103402: | | | | | |
| | 93 | 7757: | 8237: | 9488: | 7559: | 7576: | 8724: | 7223: | 9694: | 9722: | 7345: | 7747: | 9529: | 100602: | | | | | |
| | 94 | 7365: | 7330: | 9218: | 7630: | 7959: | : | : | : | : | : | : | : | : | | | | | |
| % | 94 | -5,1: | -11,0: | -2,8: | 0,9: | 5,1: | : | : | : | : | : | : | : | : | | | | | |
| %+ | 94 | -5,1: | -8,1: | -6,2: | -4,5: | -2,7: | : | : | : | : | : | : | : | : | | | | | |
| EUR 12# | 92 | 7756: | 7681: | 9184: | 7749: | 7955: | 9657: | 8599: | 10753: | 9437: | 7311: | 7761: | 9559: | 103402: | | | | | |
| | 93 | 7757: | 8237: | 9488: | 7559: | 7576: | 8724: | 7223: | 9694: | 9722: | 7345: | 7747: | 9529: | 100602: | | | | | |
| | 94 | 7365: | 7330: | 9218: | 7630: | 7959: | : | : | : | : | : | : | : | : | | | | | |
| % | 94 | -5,1: | -11,0: | -2,8: | 0,9: | 5,1: | : | : | : | : | : | : | : | : | | | | | |
| %+ | 94 | -5,1: | -8,1: | -6,2: | -4,5: | -2,7: | : | : | : | : | : | : | : | : | | | | | |
| BELGIE/BELGIQUE | 92 | 113 | 94 | 86 | 90 | 58 | 82 | 106 | 122 | 128 | 148 | 95 | 107 | 1229 | | | | | |
| | 93 | 120 | 101 | 100 | 102 | 80 | 67 | 111 | 116 | 170 | 114 | 101 | 111 | 1293 | | | | | |
| | 94 | 112 | 110 | 141 | 111 | 112 | 132 | 93 | : | : | : | : | : | : | | | | | |
| % | 94 | -6,7 | 8,9 | 41,0 | 8,8 | 40,0 | 97,0 | -16,2 | : | : | : | : | : | : | | | | | |
| %+ | 94 | -6,7 | 0,5 | 13,1 | 12,1 | 16,5 | 26,0 | 19,1 | : | : | : | : | : | : | | | | | |
| DANMARK | 92 | - | - | - | - | - | - | - | - | - | - | - | - | - | | | | | |
| | 93 | - | - | - | - | - | - | - | - | - | - | - | - | - | | | | | |
| | 94 | - | - | - | - | - | - | - | - | - | - | - | - | - | | | | | |
| % | 94 | - | - | - | - | - | - | - | - | - | - | - | - | - | | | | | |
| %+ | 94 | - | - | - | - | - | - | - | - | - | - | - | - | - | | | | | |
| DEUTSCHLAND# | 92 | - | - | - | 0 | 0 | 0 | 0 | - | - | - | - | - | 0: | | | | | |
| | 93 | - | - | - | 0 | 0 | 0 | 0 | - | - | - | - | - | 0: | | | | | |
| | 94 | - | - | - | 0 | 0 | 0 | 0: | : | : | : | : | : | : | | | | | |
| % | 94 | - | - | - | -50,0 | -25,0 | 33,3 | -99,7: | : | : | : | : | : | : | | | | | |
| %+ | 94 | - | - | - | -50,0: | -33,3: | -11,1: | -33,2: | : | : | : | : | : | : | | | | | |
| DEUTSCHLAND | 92 | - | - | - | 0 | 0 | 0 | - | - | - | - | - | - | 0: | | | | | |
| | 93 | - | - | - | 0 | 0 | 0 | 0 | - | - | - | - | - | 0: | | | | | |
| | 94 | - | - | - | 0 | 0 | 0 | 0: | : | : | : | : | : | : | | | | | |
| % | 94 | - | - | - | -50,0 | -25,0 | 33,3 | -99,7: | : | : | : | : | : | : | | | | | |
| %+ | 94 | - | - | - | -50,0: | -33,3: | -11,1: | -33,2: | : | : | : | : | : | : | | | | | |
| ELLADA | 92 | - | - | - | - | - | 15 | 15 | 11 | - | - | - | - | 41 | | | | | |
| | 93 | - | - | - | - | - | - | - | - | - | - | - | - | - | | | | | |
| | 94 | - | - | - | - | - | 9 | : | : | : | : | : | : | : | | | | | |
| % | 94 | - | - | - | - | - | - | : | : | : | : | : | : | : | | | | | |
| %+ | 94 | - | - | - | - | - | - | : | : | : | : | : | : | : | | | | | |
| ESPAÑA | 92 | - | - | - | - | - | - | - | - | - | - | - | - | - | | | | | |
| | 93 | - | - | - | - | - | - | - | - | - | - | - | - | - | | | | | |
| | 94 | - | - | - | - | - | - | - | - | - | - | - | - | - | | | | | |
| % | 94 | - | - | - | - | - | - | - | - | - | - | - | - | - | | | | | |
| %+ | 94 | - | - | - | - | - | - | - | - | - | - | - | - | - | | | | | |
| FRANCE | 92 | 5845 | 5680 | 6853 | 5295 | 5404 | 6945 | 5663 | 7973 | 6795 | 4993 | 5406 | 7417 | 74269 | | | | | |
| | 93 | 5748 | 5829 | 6934 | 5167 | 5360 | 6513 | 5077 | 7248 | 7066 | 4946 | 5292 | 7108 | 72288 | | | | | |
| | 94 | 5623 | 5386 | 6775 | 5259 | 5538 | 6739 | 5823 | 7091 | : | : | : | : | : | | | | | |
| % | 94 | -2,2 | -7,6 | -2,3 | 1,8 | 3,3 | 3,5 | 14,7 | -2,2 | : | : | : | : | : | | | | | |
| %+ | 94 | -2,2 | -4,9 | -3,9 | -2,7 | -1,6 | -0,6 | 1,3 | 0,7 | : | : | : | : | : | | | | | |
| IRELAND | 92 | - | - | - | - | - | - | - | - | - | - | - | - | - | | | | | |
| | 93 | - | - | - | - | - | - | - | - | - | - | - | - | - | | | | | |
| | 94 | - | - | - | - | - | - | - | - | - | - | - | - | - | | | | | |
| % | 94 | - | - | - | - | - | - | - | - | - | - | - | - | - | | | | | |
| %+ | 94 | - | - | - | - | - | - | - | - | - | - | - | - | - | | | | | |
| ITALIA | 92 | 1798 | 1907 | 2245 | 2364 | 2493 | 2615 | 2815 | 2647 | 2514 | 2170 | 2260 | 2035 | 27863 | | | | | |
| | 93 | 1889 | 2307 | 2454 | 2290 | 2136 | 2144 | 2035 | 2330 | 2486 | 2285 | 2354 | 2310 | 27020 | | | | | |
| | 94 | 1630 | 1834 | 2302 | 2260 | 2300 | 2330 | 2240 | : | : | : | : | : | : | | | | | |
| % | 94 | -13,7 | -20,5 | -6,2 | -1,3 | 7,7 | 8,7 | 10,1 | : | : | : | : | : | : | | | | | |
| %+ | 94 | -13,7 | -17,4 | -13,3 | -10,2 | -6,8 | -4,3 | -2,4 | : | : | : | : | : | : | | | | | |
| LUXEMBOURG | 92 | - | - | - | - | - | - | - | - | - | - | - | - | - | | | | | |
| | 93 | - | - | - | - | - | - | - | - | - | - | - | - | - | | | | | |
| | 94 | - | - | - | - | - | - | - | - | - | - | - | - | - | | | | | |
| % | 94 | - | - | - | - | - | - | - | - | - | - | - | - | - | | | | | |
| %+ | 94 | - | - | - | - | - | - | - | - | - | - | - | - | - | | | | | |
| NEDERLAND | 92 | - | - | - | - | - | - | - | - | - | - | - | - | - | | | | | |
| | 93 | - | - | - | - | - | - | - | - | - | - | - | - | - | | | | | |
| | 94 | - | - | - | - | - | - | - | - | - | - | - | - | - | | | | | |
| % | 94 | - | - | - | - | - | - | - | - | - | - | - | - | - | | | | | |
| %+ | 94 | - | - | - | - | - | - | - | - | - | - | - | - | - | | | | | |
| PORTUGAL | 92 | - | - | - | - | - | - | - | - | - | - | - | - | - | | | | | |
| | 93 | - | - | - | - | - | - | - | - | - | - | - | - | - | | | | | |
| | 94 | - | - | - | - | - | - | - | - | - | - | - | - | - | | | | | |
| % | 94 | - | - | - | - | - | - | - | - | - | - | - | - | - | | | | | |
| %+ | 94 | - | - | - | - | - | - | - | - | - | - | - | - | - | | | | | |
| UNITED KINGDOM | 92 | S | S | S | S | S | S | S | S | S | S | S | S | -0: | | | | | |
| | 93 | S | S | S | S | S | S | S | S | S | S | S | S | -0: | | | | | |
| | 94 | S | S | S | S | S | S | S | S | S | S | S | S | S | | | | | |
| % | 94 | - | - | - | - | - | - | - | - | - | - | - | - | - | | | | | |
| %+ | 94 | - | - | - | - | - | - | - | - | - | - | - | - | - | | | | | |

AUSSENHANDEL

EXTERNAL TRADE

COMMERCE EXTERIEUR

LEGERASSEN
(WILDE ZUCHT UND VERMINDERUNGSKUEKEN)LAYING STOCK
(GEARDPARTEI & PARTEI FEMALE)POULETTES DE RACE PONTE
(SELECTION & MULTIPLICATION)

| | I | I | I | I | I | I | I | I | I | I | I | I | I | I | I | I | I | I |
|--|-----|-----|-----|-----|-----|-----|-----|-----|-----|-----|-----|-----|-------|---|---|---|---|---|
| | JAN | FEB | MAR | APR | MAY | JUN | JUL | AUG | SEP | OCT | NOV | DEC | TOTAL | | | | | |

1000 EINHEITEN

1000 UNITS

1000 UNITES

EINGEFUEHRTE KUEKEN

CHICKS IMPORTED

POUSSINS IMPORTES

BELG-LUXEMBOURG

| | | | | | | | | | | | | | |
|----|----|----|----|----|----|----|----|----|----|----|----|----|-----|
| 92 | 4 | 24 | - | - | - | - | - | - | 45 | - | 7 | 20 | 100 |
| 93 | 10 | 52 | 12 | 27 | 19 | 37 | 13 | 40 | 27 | 12 | 14 | 3 | 266 |
| 94 | 5 | 65 | 8 | 8 | 15 | 5 | 41 | : | : | : | : | : | : |

DANMARK

| | | | | | | | | | | | | | |
|----|---|----|----|----|-----|----|----|----|---|-----|----|----|-----|
| 92 | - | 35 | 43 | 29 | 362 | 18 | 17 | 24 | 4 | 157 | 85 | 51 | 826 |
| 93 | - | - | : | : | : | : | : | : | : | : | : | : | : |

DEUTSCHLAND#

| | | | | | | | | | | | | | |
|----|----|----|-----|----|----|---|-----|----|----|----|----|----|-----|
| 92 | 21 | - | 117 | 93 | 71 | - | 132 | 55 | 1 | 83 | 58 | 49 | 680 |
| 93 | 21 | - | 117 | 93 | 71 | - | 132 | 55 | 1 | 83 | 58 | 49 | 680 |
| 94 | 10 | 21 | - | 49 | 87 | 3 | 61 | - | 26 | 5 | 81 | 26 | 368 |

DEUTSCHLAND

| | | | | | | | | | | | | | |
|----|-----|----|-----|----|----|---|-----|----|----|----|----|----|-----|
| 92 | 21 | - | 117 | 93 | 71 | - | 132 | 55 | 1 | 83 | 58 | 49 | 680 |
| 93 | 10 | 21 | - | 49 | 87 | 3 | 61 | - | 26 | 5 | 81 | 26 | 368 |
| 94 | 157 | - | 158 | 30 | 61 | : | : | : | : | : | : | : | : |

ELLADA

| | | | | | | | | | | | | | |
|----|---|----|---|---|---|----|----|---|---|---|----|---|-----|
| 92 | - | 25 | - | - | 9 | 15 | 18 | - | - | - | 33 | - | 100 |
| 93 | - | - | - | - | - | - | - | - | - | - | - | - | - |
| 94 | - | - | - | - | - | - | - | - | - | - | - | - | - |

ESPANA

| | | | | | | | | | | | | | |
|----|-----|-----|-----|-----|---|-----|----|-----|----|----|------|-----|------|
| 92 | - | - | - | - | - | - | - | - | - | - | - | - | - |
| 93 | 196 | 235 | 33 | 620 | - | 424 | 84 | 220 | 39 | 20 | 6505 | 263 | 8639 |
| 94 | - | 172 | 118 | : | : | : | : | : | : | : | : | : | : |

FRANCE

| | | | | | | | | | | | | | |
|----|----|----|----|---|---|---|----|----|----|----|-----|----|-----|
| 92 | - | 11 | - | 8 | - | - | 8 | - | 8 | 11 | - | 8 | 53 |
| 93 | 10 | 18 | 13 | - | 6 | 3 | 16 | 14 | 23 | 1 | 517 | 16 | 636 |
| 94 | 0 | 9 | 3 | 9 | 0 | 4 | : | : | : | : | : | : | : |

IRELAND

| | | | | | | | | | | | | | |
|----|----|----|----|----|----|----|----|----|----|----|----|----|----|
| 92 | 5 | 5 | 5 | 5 | 5 | 5 | 5 | 5 | 5 | 5 | 5 | -* | -0 |
| 93 | -* | - | 5 | -0 | -0 | -0 | -0 | -0 | -0 | -0 | -0 | -0 | -0 |
| 94 | -0 | -0 | -0 | -0 | -0 | -0 | -0 | -0 | -0 | -0 | -0 | -0 | -0 |

ITALIA

| | | | | | | | | | | | | | |
|----|----|----|----|-----|-----|----|-----|----|----|----|----|-----|------|
| 92 | 30 | 52 | 41 | 47 | 41 | 56 | 46 | 44 | 38 | 49 | 32 | 40 | 516 |
| 93 | 16 | 28 | 28 | 258 | 222 | 37 | 271 | 41 | 65 | 84 | 66 | 777 | 1893 |
| 94 | 36 | 91 | 49 | 45 | 40 | 31 | 54 | : | : | : | : | : | : |

NEDERLAND

| | | | | | | | | | | | | | |
|----|----|----|----|---|----|----|----|----|----|----|----|---|-----|
| 92 | 44 | - | 42 | - | 4 | - | 34 | 42 | 37 | 4 | 21 | - | 228 |
| 93 | 21 | 22 | 14 | - | 6 | 35 | 1 | 57 | 5 | 23 | 25 | - | 209 |
| 94 | 43 | 27 | 15 | - | 36 | - | 43 | 47 | : | : | : | : | : |

PORTUGAL

| | | | | | | | | | | | | | |
|----|---|----|---|----|----|----|----|----|---|---|---|---|-----|
| 92 | - | 22 | 6 | - | 4 | 13 | 20 | - | - | - | - | 2 | 67 |
| 93 | - | 16 | - | 22 | 42 | 12 | 6 | 17 | - | - | 6 | - | 121 |
| 94 | - | 17 | 3 | - | 19 | - | - | - | - | - | - | - | - |

UNITED KINGDOM

| | | | | | | | | | | | | | |
|----|----|----|----|----|----|----|-----|----|----|----|----|-----|------|
| 92 | 80 | 63 | 51 | 48 | 84 | 94 | 279 | 57 | 76 | 95 | 30 | 514 | 1471 |
| 93 | - | - | 22 | - | - | - | - | - | - | - | - | - | 22 |
| 94 | - | - | - | - | - | - | - | - | - | - | - | - | - |

AUSGEFUEHRTE KUEKEN

CHICKS EXPORTED

POUSSINS EXPORTES

BELG-LUXEMBOURG

| | | | | | | | | | | | | | |
|----|---|----|----|----|----|---|----|---|---|---|-----|----|-----|
| 92 | - | - | - | - | - | - | - | - | - | - | 112 | 37 | 149 |
| 93 | 6 | - | 16 | 7 | 10 | 1 | 18 | - | 2 | 4 | - | - | 64 |
| 94 | - | 23 | 6 | 12 | 18 | 5 | - | : | : | : | : | : | : |

DANMARK

| | | | | | | | | | | | | | |
|----|---|---|---|---|----|---|---|---|---|---|---|---|----|
| 92 | - | - | - | - | 13 | - | 2 | - | - | - | - | - | 15 |
| 93 | - | - | : | : | : | : | : | : | : | : | : | : | : |

DEUTSCHLAND#

| | | | | | | | | | | | | | |
|----|-----|-----|-----|-----|-----|-----|-----|-----|-----|-----|-----|-----|------|
| 92 | 57 | 143 | 154 | 125 | 208 | 204 | 103 | 124 | 99 | 93 | 151 | 126 | 1588 |
| 93 | 117 | 136 | 50 | 86 | 99 | 307 | 252 | 185 | 229 | 120 | 218 | 259 | 2059 |
| 94 | 163 | 192 | 222 | 72 | 263 | : | : | : | : | : | : | : | : |

DEUTSCHLAND

| | | | | | | | | | | | | | |
|----|-----|-----|-----|-----|-----|-----|-----|-----|-----|-----|-----|-----|------|
| 92 | 57 | 143 | 154 | 125 | 208 | 204 | 103 | 124 | 99 | 93 | 151 | 126 | 1588 |
| 93 | 117 | 136 | 50 | 86 | 99 | 307 | 252 | 185 | 229 | 120 | 218 | 259 | 2059 |
| 94 | 163 | 192 | 222 | 72 | 263 | : | : | : | : | : | : | : | : |

ELLADA

| | | | | | | | | | | | | | |
|----|---|---|---|---|---|---|---|---|---|---|---|---|---|
| 92 | - | - | - | - | - | - | - | - | - | - | - | - | - |
| 93 | - | - | - | - | - | - | - | - | - | - | - | - | - |
| 94 | - | - | - | - | - | - | - | - | - | - | - | - | - |

ESPANA

| | | | | | | | | | | | | | |
|----|-----|----|----|----|----|----|----|----|----|----|----|---|------|
| 92 | - | - | - | - | - | - | - | - | - | - | - | - | - |
| 93 | 452 | 8 | 65 | 90 | 99 | 83 | 81 | 92 | 21 | 93 | 37 | - | 1121 |
| 94 | 16 | 56 | - | : | : | : | : | : | : | : | : | : | : |

FRANCE

| | | | | | | | | | | | | | |
|----|-----|-----|-----|-----|-----|------|-----|-----|-----|------|-----|-----|------|
| 92 | 34 | 44 | 136 | 65 | 112 | 113 | 94 | 130 | 146 | 40 | 55 | 79 | 1046 |
| 93 | 329 | 329 | 212 | 466 | 146 | 207 | 263 | 289 | 288 | 1034 | 243 | 556 | 4360 |
| 94 | 648 | 406 | 377 | 113 | 216 | 1162 | : | : | : | : | : | : | : |

IRELAND

| | | | | | | | | | | | | | |
|----|---|---|---|---|---|---|---|---|---|---|---|---|----|
| 92 | - | 1 | - | - | - | - | - | - | - | 4 | - | - | 5 |
| 93 | 4 | - | 1 | - | - | 5 | - | 4 | - | - | - | - | 14 |
| 94 | - | - | - | - | - | - | - | - | - | - | - | - | - |

ITALIA

| | | | | | | | | | | | | | |
|----|---|----|---|-----|----|----|-----|---|---|---|---|-----|-----|
| 92 | 8 | 2 | 2 | - | - | 5 | - | 4 | 8 | 4 | - | 9 | 42 |
| 93 | 1 | - | - | 294 | 15 | 24 | 279 | 8 | 2 | - | - | 324 | 947 |
| 94 | 1 | 22 | 9 | 17 | 17 | 12 | 16 | : | : | : | : | : | : |

NEDERLAND

| | | | | | | | | | | | | | |
|----|-----|-----|-----|-----|-----|-----|-----|-----|-----|-----|-----|-----|------|
| 92 | 61 | 108 | 70 | 70 | 154 | 130 | 130 | 144 | 96 | 156 | 119 | 124 | 1362 |
| 93 | 108 | 55 | 133 | 127 | 136 | 167 | 140 | 204 | 219 | 127 | 71 | 92 | 1579 |
| 94 | 144 | 266 | 88 | 127 | 114 | 217 | 209 | 158 | : | : | : | : | : |

PORTUGAL

| | | | | | | | | | | | | | |
|----|---|---|---|---|----|---|---|---|---|---|---|---|---|
| 92 | - | - | - | - | - | - | - | - | - | - | - | - | - |
| 93 | - | - | - | - | - | - | - | 6 | - | - | - | - | 6 |
| 94 | - | - | - | - | 78 | - | - | - | - | - | - | - | - |

UNITED KINGDOM

| | | | | | | | | | | | | | |
|----|---|---|----|----|----|----|----|----|----|-----|----|-----|-----|
| 92 | 2 | - | 14 | 14 | 8 | 10 | 23 | 22 | 33 | 123 | 89 | 146 | 484 |
| 93 | - | 1 | 40 | 15 | 15 | 7 | - | 10 | - | 25 | - | 19 | 132 |
| 94 | - | - | 6 | 21 | 16 | 30 | 13 | 20 | : | : | : | : | : |

AUSSENHANDEL

EXTERNAL TRADE

COMMERCE EXTERIEUR

FLEISCHRASSEN
(WEIBL. ZUCHT- UND VERMEHRUNGSKUEKEN)MEAT STOCK
(GRANDPARENT & PARENT FEMALES)POULETTES DE RACE CHAIR
(SELECTION & MULTIPLICATION)

| | I | I | I | I | I | I | I | I | I | I | I | I | I | I | I | I | I | I |
|--|-----|-----|-----|-----|-----|-----|-----|-----|-----|-----|-----|-----|-------|---|---|---|---|---|
| | JAN | FEB | MAR | APR | MAY | JUN | JUL | AUG | SEP | OCT | NOV | DEC | TOTAL | | | | | |

1000 EINHEITEN
INGEFUEHRTE KUEKEN1000 UNITS
CHICKS IMPORTED1000 UNITES
POUSSINS IMPORTES

| | | | | | | | | | | | | | | | | | | |
|-----------------|------|------|------|------|------|------|------|------|------|------|------|------|-------|--|--|--|--|--|
| BELG-LUXEMBOURG | | | | | | | | | | | | | | | | | | |
| 92 | 57 | 60 | - | 102 | 65 | 67 | 135 | 3 | 56 | 84 | 81 | 141 | 851 | | | | | |
| 93 | 105 | 53 | 41 | 62 | 132 | 141 | 65 | 100 | 72 | 77 | 47 | 31 | 926 | | | | | |
| 94 | 118 | 111 | 86 | 79 | 106 | 125 | 115 | | | | | | | | | | | |
| DANMARK | | | | | | | | | | | | | | | | | | |
| 92 | 191 | 164 | 19 | 58 | 15 | - | 197 | 21 | - | - | 16 | 4 | 686 | | | | | |
| 93 | - | - | - | - | - | - | - | - | - | - | - | - | - | | | | | |
| 94 | - | - | - | - | - | - | - | - | - | - | - | - | - | | | | | |
| DEUTSCHLAND# | | | | | | | | | | | | | | | | | | |
| 92 | 1267 | 1664 | 1563 | 1773 | 1809 | 1616 | 1686 | 1613 | 1817 | 1611 | 1371 | | | | | | | |
| 93 | 1267 | 1664 | 1563 | 1773 | 1809 | 1616 | 1686 | 1613 | 1817 | 1611 | 1371 | 1557 | 19346 | | | | | |
| 94 | 22 | - | - | - | 198 | 779 | 229 | 431 | 328 | 429 | - | 1282 | 3698 | | | | | |
| ELLADA | | | | | | | | | | | | | | | | | | |
| 92 | 47 | 114 | 55 | 93 | 66 | 70 | 88 | 102 | 59 | - | 51 | - | 745 | | | | | |
| 93 | - | - | - | 7 | - | 28 | - | - | 6 | 94 | 9 | 10 | 154 | | | | | |
| 94 | 6 | - | - | - | 10 | - | - | - | - | - | - | - | - | | | | | |
| ESPAÑA | | | | | | | | | | | | | | | | | | |
| 92 | - | - | - | - | - | - | - | - | - | - | - | - | - | | | | | |
| 93 | 32 | 358 | 230 | 790 | 597 | 371 | 103 | 337 | 297 | 139 | 152 | 2124 | 5530 | | | | | |
| 94 | 374 | 475 | 408 | - | - | - | - | - | - | - | - | - | - | | | | | |
| FRANCE | | | | | | | | | | | | | | | | | | |
| 92 | 16 | - | 4 | 8 | 37 | - | - | - | - | - | - | 8 | 73 | | | | | |
| 93 | - | 9 | 0 | 33 | 34 | 31 | 32 | 38 | 52 | 27 | 37 | 15 | 309 | | | | | |
| 94 | 27 | 99 | 112 | 98 | 11 | 147 | - | - | - | - | - | - | - | | | | | |
| IRELAND | | | | | | | | | | | | | | | | | | |
| 92 | 5 | 5 | 5 | 5 | 5 | 5 | 5 | 5 | 5 | 5 | 5 | -* | -0 | | | | | |
| 93 | -* | - | - | -0 | -0 | -0 | -0 | -0 | -0 | -0 | -0 | -0 | -0 | | | | | |
| 94 | -0 | -0 | -0 | -0 | -0 | -0 | -0 | -0 | -0 | -0 | -0 | -0 | -0 | | | | | |
| ITALIA | | | | | | | | | | | | | | | | | | |
| 92 | 268 | 471 | 376 | 429 | 363 | 511 | 410 | 378 | 337 | 441 | 288 | 354 | 4626 | | | | | |
| 93 | 136 | 251 | 258 | 110 | 364 | 322 | 423 | 337 | 219 | 418 | 180 | 502 | 3520 | | | | | |
| 94 | 326 | 320 | 437 | 410 | 215 | 128 | 177 | - | - | - | - | - | - | | | | | |
| NEDERLAND | | | | | | | | | | | | | | | | | | |
| 92 | 52 | 31 | 99 | 89 | 19 | 60 | 107 | 54 | 104 | 74 | 12 | 68 | 769 | | | | | |
| 93 | 73 | 64 | 160 | 57 | 39 | 49 | 64 | 50 | 63 | 35 | 13 | 57 | 724 | | | | | |
| 94 | 66 | 24 | 77 | 61 | 50 | 71 | 49 | 11 | - | - | - | - | - | | | | | |
| PORTUGAL | | | | | | | | | | | | | | | | | | |
| 92 | 91 | 79 | 86 | 337 | 157 | 124 | 108 | 54 | 123 | 110 | 48 | 103 | 1420 | | | | | |
| 93 | 123 | 63 | 162 | 66 | 49 | 202 | 94 | 88 | 111 | 91 | 124 | 142 | 1315 | | | | | |
| 94 | 124 | 55 | 128 | 56 | 87 | 134 | 136 | - | - | - | - | - | - | | | | | |
| UNITED KINGDOM | | | | | | | | | | | | | | | | | | |
| 92 | 80 | 63 | 51 | 48 | 84 | 94 | 279 | 57 | 76 | 95 | 30 | 72 | 1029 | | | | | |
| 93 | - | - | - | - | - | - | - | - | 10 | 10 | - | - | 20 | | | | | |
| 94 | 14 | - | - | - | - | - | - | - | - | - | - | - | - | | | | | |

AUSGEFUEHRTE KUEKEN

CHICKS EXPORTED

POUSSINS EXPORTES

| | | | | | | | | | | | | | | | | | | |
|-----------------|------|------|------|------|------|-------|------|------|------|-----|------|-----|--------|--|--|--|--|--|
| BELG-LUXEMBOURG | | | | | | | | | | | | | | | | | | |
| 92 | 65 | 54 | 131 | 62 | 72 | 72 | 43 | 96 | 74 | 67 | 39 | 21 | 796 | | | | | |
| 93 | 89 | 46 | 96 | 161 | 50 | 43 | 39 | 33 | 36 | 13 | - | 34 | 640 | | | | | |
| 94 | 32 | 28 | 87 | 61 | 77 | 39 | - | - | - | - | - | - | - | | | | | |
| DANMARK | | | | | | | | | | | | | | | | | | |
| 92 | 31 | - | - | - | - | 40 | 193 | 67 | 74 | 80 | 77 | 16 | 576 | | | | | |
| 93 | - | - | - | - | - | - | - | - | - | - | - | - | - | | | | | |
| 94 | - | - | - | - | - | - | - | - | - | - | - | - | - | | | | | |
| DEUTSCHLAND# | | | | | | | | | | | | | | | | | | |
| 92 | 403 | 420 | 653 | 434 | 241 | 524 | 523 | 342 | 361 | 311 | 257 | 617 | 5085 | | | | | |
| 93 | 403 | 420 | 653 | 434 | 241 | 524 | 523 | 342 | 361 | 311 | 257 | 617 | 5085 | | | | | |
| 94 | 188 | 169 | 479 | 158 | 190 | 628 | 298 | 190 | 101 | 258 | 296 | 370 | 3325 | | | | | |
| ELLADA | | | | | | | | | | | | | | | | | | |
| 92 | - | - | - | - | - | - | - | - | - | - | 111 | - | 111 | | | | | |
| 93 | - | - | - | - | - | - | - | - | - | - | - | - | - | | | | | |
| 94 | 5 | - | - | - | - | - | - | - | - | - | - | - | - | | | | | |
| ESPAÑA | | | | | | | | | | | | | | | | | | |
| 92 | - | - | - | - | - | - | - | - | - | - | - | - | - | | | | | |
| 93 | 1495 | 134 | 124 | 118 | 121 | 50 | 199 | 170 | 144 | 257 | 101 | 169 | 3082 | | | | | |
| 94 | 100 | 55 | 148 | - | - | - | - | - | - | - | - | - | - | | | | | |
| FRANCE | | | | | | | | | | | | | | | | | | |
| 92 | 483 | 472 | 554 | 486 | 319 | 480 | 548 | 315 | 358 | 323 | 370 | 467 | 5174 | | | | | |
| 93 | 281 | 602 | 578 | 1212 | 2238 | 1660* | 2397 | 2647 | 728 | 675 | 349 | 601 | 13967* | | | | | |
| 94 | 438 | 520 | 728 | 375 | 551 | 765 | - | - | - | - | - | - | - | | | | | |
| IRELAND | | | | | | | | | | | | | | | | | | |
| 92 | 61 | 33 | 49 | 103 | 61 | 47 | 133 | 47 | 85 | 40 | 52 | 102 | 813 | | | | | |
| 93 | 121 | 56 | 81 | 95 | 48 | 64 | 101 | 40 | 49 | 42 | 61 | 45 | 803 | | | | | |
| 94 | 100 | 76 | 60 | 106 | 83 | 77 | - | - | - | - | - | - | - | | | | | |
| ITALIA | | | | | | | | | | | | | | | | | | |
| 92 | 76 | 17 | 19 | - | - | 46 | - | 35 | 72 | 35 | - | 78 | 378 | | | | | |
| 93 | 11 | - | - | 31 | 136 | 210 | - | - | 9 | - | - | 31 | 428 | | | | | |
| 94 | 8 | - | 87 | 156 | - | - | - | - | - | - | - | - | - | | | | | |
| NEDERLAND | | | | | | | | | | | | | | | | | | |
| 92 | 892 | 858 | 904 | 932 | 911 | 974 | 1004 | 994 | 1001 | 861 | 1032 | 722 | 11085 | | | | | |
| 93 | 776 | 674 | 818 | 1011 | 958 | 977 | 760 | 853 | 815 | 890 | 927 | 947 | 10406 | | | | | |
| 94 | 858 | 1010 | 1245 | 1201 | 1224 | 1185 | 934 | 969 | - | - | - | - | - | | | | | |
| PORTUGAL | | | | | | | | | | | | | | | | | | |
| 92 | 3 | - | - | - | - | 20 | 46 | - | 13 | - | 27 | 70 | 179 | | | | | |
| 93 | 75 | 133 | 44 | 18 | 12 | 9 | 17 | - | - | 19 | - | 6 | 333 | | | | | |
| 94 | 9 | - | 47 | 102 | 6 | 92 | 88 | - | - | - | - | - | - | | | | | |
| UNITED KINGDOM | | | | | | | | | | | | | | | | | | |
| 92 | 1893 | 1138 | 1407 | 1815 | 1674 | 1271 | 1297 | 945 | 1581 | 946 | 697 | 561 | 15225 | | | | | |
| 93 | - | 236 | 209 | 293 | 293 | 205 | 335 | 250 | 352 | 175 | 168 | 185 | 2701 | | | | | |
| 94 | 263 | 187 | 164 | 345 | 194 | 38 | 269 | 218 | - | - | - | - | - | | | | | |

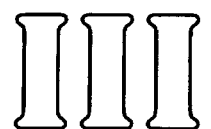
AUSSENHANDEL

EXTERNAL TRADE

COMMERCE EXTERIEUR

FLEISCHRASSEN
(KUEKEN FUER DIE MAST)MEAT STOCK
(CHICKS FOR FATTENING)POUSSINS DE RACE CHAIR
(UTILISATION)

| | I I | I I | I I | I I | I I | I I | I I | I I | I I | I I | I I | I I | I I | I I | I I | I I | I I | I I | I I | |
|---------------------|--|--------|--------|--------|--------|--------|--------|--------|--------|--------|--------|--------|--------|-------------------------------|--------|--------|-----------------------------------|--------|--------|--|
| | JAN | FEB | MAR | APR | MAY | JUN | JUL | AUG | SEP | OCT | NOV | DEC | TOTAL | | | | | | | |
| | 1000 EINHTEITEN EINGEFUEHRTE KUEKEN | | | | | | | | | | | | | 1000 UNITS CHICKS IMPORTED | | | 1000 UNITES POUSSINS IMPORTEES | | | |
| BELG-LUXEMBOURG | | | | | | | | | | | | | | | | | | | | |
| 92 | 16 | 48 | 135 | 150 | 58 | 112 | 74 | 68 | - | 38 | - | - | 699 | | | | | | | |
| 93 | 9 | 30 | 28 | 56 | 419 | 15 | 4 | 12 | 10 | 50 | 41 | 43 | 717 | | | | | | | |
| 94 | 109 | 182 | 171 | 147 | 245 | 115 | 187 | : | : | : | : | : | : | | | | | | | |
| DANMARK | | | | | | | | | | | | | | | | | | | | |
| 92 | 273 | 150 | 63 | 150 | - | 98 | 175 | 33 | - | 175 | 150 | 175 | 1442 | | | | | | | |
| 93 | - | - | : | : | : | : | : | : | : | : | : | : | : | | | | | | | |
| 94 | - | - | : | : | : | : | : | : | : | : | : | : | : | | | | | | | |
| DEUTSCHLAND# | | | | | | | | | | | | | | | | | | | | |
| 92 | 513 | 626 | 390 | 283 | 505 | 525 | 709 | 846 | 1221 | 672 | 956 | 970 | 8215 | | | | | | | |
| 93 | 513 | 626 | 390 | 383 | 505 | 525 | 709 | 846 | 1221 | 672 | 956 | 957 | 8302 | | | | | | | |
| 94 | 7 | 1 | 489 | 174 | 741 | 852 | 328 | 395 | 4702 | 232 | 320 | 995 | 9234 | | | | | | | |
| DEUTSCHLAND | | | | | | | | | | | | | | | | | | | | |
| 92 | 301 | 1267 | 391 | 580 | 3246 | : | : | : | : | : | : | : | : | | | | | | | |
| 93 | - | - | - | - | - | - | - | - | - | - | - | - | - | | | | | | | |
| 94 | - | - | - | - | - | - | - | - | - | - | - | - | - | | | | | | | |
| ELLADA | | | | | | | | | | | | | | | | | | | | |
| 92 | - | - | - | - | - | - | - | - | - | - | - | - | - | | | | | | | |
| 93 | - | - | - | - | - | - | - | - | - | - | - | - | - | | | | | | | |
| 94 | - | - | - | - | - | - | - | - | - | - | - | - | - | | | | | | | |
| ESPAÑA | | | | | | | | | | | | | | | | | | | | |
| 92 | - | - | - | - | - | - | - | - | - | - | - | - | - | | | | | | | |
| 93 | 3 | - | - | - | - | - | - | - | 14 | - | - | - | 17 | | | | | | | |
| 94 | 11 | - | 11 | : | : | : | : | : | : | : | : | : | : | | | | | | | |
| FRANCE | | | | | | | | | | | | | | | | | | | | |
| 92 | 75 | 206 | 75 | 132 | 62 | 82 | 137 | 405 | 152 | 130 | 110 | 168 | 1735 | | | | | | | |
| 93 | 1 | 79 | 4 | 7 | 141 | 6 | 9 | 22* | 12* | 761* | 4* | 6 | 1050* | | | | | | | |
| 94 | 43 | 84* | 25 | 36 | 46 | 172 | : | : | : | : | : | : | : | | | | | | | |
| IRELAND | | | | | | | | | | | | | | | | | | | | |
| 92 | 513 | 376 | 357 | 491 | 445 | 445 | 555 | 421 | 358 | 620 | 272 | 500 | 5354 | | | | | | | |
| 93 | 468 | 442 | 422 | 515 | 454 | 514 | 599 | 512 | 470 | 573 | 405 | 474 | 5846 | | | | | | | |
| 94 | 504 | 510 | 492 | 734 | 720 | 704 | : | : | : | : | : | : | : | | | | | | | |
| ITALIA | | | | | | | | | | | | | | | | | | | | |
| 92 | 134 | 164 | 321 | 211 | 238 | 315 | 311 | 125 | 250 | 97 | 139 | 115 | 2420 | | | | | | | |
| 93 | 360 | 284 | 240 | 161 | 282 | 325 | 453 | 355 | 667 | 672 | 658 | 1177 | 5634 | | | | | | | |
| 94 | 788 | 786 | 531 | 594 | 150 | 209 | 237 | : | : | : | : | : | : | | | | | | | |
| NEDERLAND | | | | | | | | | | | | | | | | | | | | |
| 92 | - | - | - | 8 | 12 | - | - | - | - | - | - | 6 | 26 | | | | | | | |
| 93 | - | - | 35 | - | - | - | - | - | - | - | 47 | 156 | 394 | | | | | | | |
| 94 | - | 89 | 191 | 64 | 124 | 322 | 207 | 50 | : | : | : | : | : | | | | | | | |
| PORTUGAL | | | | | | | | | | | | | | | | | | | | |
| 92 | 144 | 122 | 145 | 201 | 161 | 167 | 10 | 173 | 169 | 218 | 191 | 229 | 1930 | | | | | | | |
| 93 | 147 | - | 148 | 118 | 173 | 115 | 129 | 121 | 127 | 177 | 161 | 120 | 1536 | | | | | | | |
| 94 | 143 | 40 | 6 | 15 | 130 | 41 | 15 | : | : | : | : | : | : | | | | | | | |
| UNITED KINGDOM | | | | | | | | | | | | | | | | | | | | |
| 92 | 5 | - | - | - | - | 4 | - | - | - | 2 | - | - | 11 | | | | | | | |
| 93 | - | - | - | - | - | - | - | - | - | - | - | - | - | | | | | | | |
| 94 | - | - | - | - | - | - | - | - | - | - | - | - | - | | | | | | | |
| AUSGEFUEHRTE KUEKEN | | | | | | | | | | | | | | | | | | | | |
| BELG-LUXEMBOURG | | | | | | | | | | | | | | | | | | | | |
| 92 | 425 | 897 | 749 | 503 | 366 | 365 | 422 | 443 | 244 | 498 | 475 | 446 | 5833 | | | | | | | |
| 93 | 409 | 499 | 594 | 494 | 175 | 225 | 473 | 329 | 390 | 298 | 203 | 96 | 4185 | | | | | | | |
| 94 | 223 | 295 | 306 | 212 | 290 | 206 | 303 | : | : | : | : | : | : | | | | | | | |
| DANMARK | | | | | | | | | | | | | | | | | | | | |
| 92 | - | 168 | 64 | 143 | 168 | 177 | 149 | 85 | 56 | 32 | 51 | 137 | 1231 | | | | | | | |
| 93 | - | - | : | : | : | : | : | : | : | : | : | : | : | | | | | | | |
| 94 | - | - | : | : | : | : | : | : | : | : | : | : | : | | | | | | | |
| DEUTSCHLAND# | | | | | | | | | | | | | | | | | | | | |
| 92 | 233 | 274 | 470 | 211 | 162 | 333 | 356 | 724 | 610 | 926 | 393 | 639 | 5334 | | | | | | | |
| 93 | 233 | 274 | 470 | 211 | 162 | 333 | 356 | 724 | 610 | 926 | 393 | 639 | 5334 | | | | | | | |
| 94 | 83 | 131 | 109 | 25 | 16 | 16 | 2 | 411 | 114 | 17 | 30 | 893 | 1831 | | | | | | | |
| DEUTSCHLAND | | | | | | | | | | | | | | | | | | | | |
| 92 | 190 | 1136 | 496 | 202 | 2065 | : | : | : | : | : | : | : | : | | | | | | | |
| 93 | - | - | - | - | - | - | - | - | - | - | - | - | - | | | | | | | |
| 94 | - | 14 | 36 | - | 30 | - | - | - | - | - | - | - | - | | | | | | | |
| ELLADA | | | | | | | | | | | | | | | | | | | | |
| 92 | - | - | - | - | - | - | - | - | - | - | 81 | - | 146 | | | | | | | |
| 93 | - | - | 36 | - | 30 | - | - | - | - | - | - | - | 66 | | | | | | | |
| 94 | - | 14 | - | - | - | - | - | - | - | - | - | - | - | | | | | | | |
| ESPAÑA | | | | | | | | | | | | | | | | | | | | |
| 92 | - | - | - | - | - | - | - | - | - | - | - | - | - | | | | | | | |
| 93 | 111 | 1178 | 27 | 360 | 314 | 615 | 1121 | 767 | 141 | 444 | 929 | - | 6008 | | | | | | | |
| 94 | 0 | 3 | 1031 | : | : | : | : | : | : | : | : | : | : | | | | | | | |
| FRANCE | | | | | | | | | | | | | | | | | | | | |
| 92 | 1095 | 1458 | 1352 | 1745 | 982 | 1288 | 1186 | 1175 | 1280 | 1471 | 1068 | 1335 | 15435 | | | | | | | |
| 93 | 646 | 649 | 714 | 737 | 733 | 765 | 713 | 337 | 1764 | 469 | 513 | 485 | 8524 | | | | | | | |
| 94 | 436 | 427 | 719 | 610 | 849 | 654 | : | : | : | : | : | : | : | | | | | | | |
| IRELAND | | | | | | | | | | | | | | | | | | | | |
| 92 | 53 | 60 | 15 | 23 | 35 | 57 | 25 | 21 | 14 | 44 | - | 9 | 356 | | | | | | | |
| 93 | - | - | - | - | - | 30 | 31 | - | 31 | - | - | - | 92 | | | | | | | |
| 94 | - | - | - | - | - | - | - | - | - | - | - | - | - | | | | | | | |
| ITALIA | | | | | | | | | | | | | | | | | | | | |
| 92 | - | - | - | - | 10 | 463 | 9 | 7 | 4 | 5 | 102 | - | 600 | | | | | | | |
| 93 | - | 20 | 52 | - | 102 | 112 | - | - | - | - | 82 | - | 368 | | | | | | | |
| 94 | - | - | - | 33 | - | - | - | - | - | - | - | - | - | | | | | | | |
| NEDERLAND | | | | | | | | | | | | | | | | | | | | |
| 92 | 4794 | 5785 | 5918 | 4956 | 3335 | 3630 | 3440 | 3502 | 3495 | 4521 | 5025 | 11042 | 59443 | | | | | | | |
| 93 | 5520 | 8538 | 8971 | 3832 | 3865 | 4526 | 4369 | 4479 | 6182 | 6252 | 6256 | 6326 | 69116 | | | | | | | |
| 94 | 4814 | 6181 | 9731 | 8552 | 7961 | 9438 | 8032 | 6383 | : | : | : | : | : | | | | | | | |
| PORTUGAL | | | | | | | | | | | | | | | | | | | | |
| 92 | 356 | 249 | 499 | 361 | 345 | 245 | 42 | 68 | 223 | 30 | 10 | 2 | 2430 | | | | | | | |
| 93 | 32 | 26 | 2 | 20 | - | - | - | - | 10 | - | - | - | 90 | | | | | | | |
| 94 | 17 | 102 | 117 | 91 | 8 | 82 | 62 | - | - | - | - | - | - | | | | | | | |
| UNITED KINGDOM | | | | | | | | | | | | | | | | | | | | |
| 92 | 1 | 7 | 38 | 53 | 49 | 45 | 49 | 21 | 47 | 136 | 138 | 148 | 732 | | | | | | | |
| 93 | - | 11 | 58 | 14 | 14 | 43 | 67 | 48 | 59 | 53 | 63 | 29 | 459 | | | | | | | |
| 94 | 31 | 49 | 33 | 81 | 43 | 72 | 35 | 52 | : | : | : | : | : | | | | | | | |



Monatliche Statistik für Milch und Milcherzeugnisse
Monthly statistics on milk and milk products
Statistiques mensuelles du lait et des produits laitiers

KUH MILCHAUFNAHME

COWS MILK COLLECTED

COLLECTE DE LAIT DE VACHE

| | I | I | I | I | I | I | I | I | I | I | I | I | I | I | I | I | I | I |
|-----------------|--------|-------|-------|-------|-------|-------|-------|-------|------|------|------|------|-------|--------|---|---|---|---|
| | JAN | FEB | MAR | AVR | MAI | JUN | JUL | AUG | SEP | OCT | NOV | DEC | TOTAL | | | | | |
| | 1000 T | | | | | | | | | | | | | | | | | |
| EUR 12 | 92 | 8208 | 7959 | 8876 | 9491 | 10159 | 9373 | 8948 | 8478 | 8035 | 8074 | 7544 | 7981 | 103126 | | | | |
| | 93 | 8247 | 7789 | 9106 | 9420 | 10064 | 9233 | 9045 | 8577 | 8053 | 8023 | 7579 | 7941 | 103079 | | | | |
| % | 94 | -0,0 | -1,3 | -1,5 | -3,0 | -1,2 | 0,3 | : | : | : | : | : | : | : | : | : | : | : |
| %+ | 94 | -0,0 | -0,7 | -1,0 | -1,5 | -1,4 | -1,1 | : | : | : | : | : | : | : | : | : | : | : |
| EUR 12# | 92 | 7866 | 7622 | 8493 | 9101 | 9736 | 8977 | 8568 | 8106 | 7685 | 7731 | 7223 | 7631 | 98739 | | | | |
| | 93 | 7888 | 7453 | 8714 | 9021 | 9636 | 8831 | 8639 | 8194 | 7705 | 7682 | 7262 | 7604 | 98630 | | | | |
| % | 94 | 7898 | 7365 | 8601 | 8764 | 9538 | 8867 | : | : | : | : | : | : | : | | | | |
| % | 94 | 0,1 | -1,2 | -1,3 | -2,9 | -1,0 | 0,4 | : | : | : | : | : | : | : | | | | |
| %+ | 94 | 0,1 | -0,5 | -0,8 | -1,4 | -1,3 | -1,0 | : | : | : | : | : | : | : | | | | |
| BELGIQUE/BELGIE | 92 | 205 | 216 | 245 | 278 | 312 | 297 | 281 | 256 | 230 | 220 | 192 | 205 | 2937 | | | | |
| | 93 | 203 | 206 | 257 | 271 | 302 | 284 | 276 | 260 | 227 | 215 | 199 | 208 | 2907 | | | | |
| % | 94 | 218 | 215 | 256 | 265 | 300 | 281 | 269 | : | : | : | : | : | : | | | | |
| % | 94 | 7,4 | 4,6 | -0,3 | -2,0 | -0,5 | -1,1 | -2,6 | : | : | : | : | : | : | | | | |
| %+ | 94 | 7,4 | 6,0 | 3,6 | 2,0 | 1,3 | 0,9 | 0,4 | : | : | : | : | : | : | | | | |
| DANMARK | 92 | 363 | 339 | 367 | 373 | 399 | 381 | 383 | 378 | 360 | 363 | 340 | 358 | 4402 | | | | |
| | 93 | 368 | 340 | 390 | 385 | 414 | 386 | 388 | 379 | 357 | 355 | 339 | 359 | 4460 | | | | |
| % | 94 | 367 | 330 | 374 | 379 | 408 | 390 | 391 | 378 | : | : | : | : | : | | | | |
| % | 94 | -0,2 | -1,1 | -1,6 | -1,6 | -1,5 | -1,1 | -1,0 | -0,3 | : | : | : | : | : | | | | |
| %+ | 94 | -0,2 | -1,6 | -2,5 | -2,2 | -2,1 | -1,5 | -1,2 | -1,1 | : | : | : | : | : | | | | |
| DEUTSCHLAND# | 92 | 1730 | 1619 | 1666 | 1874 | 2024 | 1893 | 1850 | 1773 | 1711 | 1728 | 1618 | 1730 | 21217 | | | | |
| | 93 | 1783 | 1647 | 1853 | 1902 | 2044 | 1896 | 1892 | 1810 | 1713 | 1714 | 1610 | 1703 | 21568 | | | | |
| % | 94 | 1768 | 1615 | 1878 | 1850 | 2016 | 1833 | : | : | : | : | : | : | : | | | | |
| % | 94 | -0,8 | -1,9 | 1,3 | -2,7 | -1,4 | -0,7 | : | : | : | : | : | : | : | | | | |
| %+ | 94 | -0,8 | -1,4 | -0,4 | -1,0 | -1,1 | -1,0 | : | : | : | : | : | : | : | | | | |
| DEUTSCHLAND | 92 | 2072 | 1957 | 2049 | 2264 | 2447 | 2289 | 2230 | 2145 | 2061 | 2072 | 1939 | 2080 | 25605 | | | | |
| | 93 | 2142 | 1983 | 2245 | 2301 | 2472 | 2298 | 2298 | 2193 | 2061 | 2056 | 1928 | 2039 | 26016 | | | | |
| % | 94 | 2117 | 1934 | 2248 | 2225 | 2424 | 2273 | : | : | : | : | : | : | : | | | | |
| % | 94 | -1,2 | -2,5 | 0,1 | -3,3 | -2,0 | -1,1 | : | : | : | : | : | : | : | | | | |
| %+ | 94 | -1,2 | -1,8 | -1,1 | -1,7 | -1,8 | -1,6 | : | : | : | : | : | : | : | | | | |
| ELLADA | 92 | 29 | 37 | 43 | 47 | 51 | 50 | 44 | 46 | 45 | 41 | 38 | 38 | 507 | | | | |
| | 93 | 40 | 40 | 46 | 48 | 53 | 51 | 52 | 51 | 44 | 59 | 41 | 44 | 569 | | | | |
| % | 94 | 45 | 41 | 43 | 49 | 56 | 54 | 55 | : | : | : | : | : | : | | | | |
| % | 94 | 13,3 | 3,1 | -6,7 | 2,1 | 5,4 | 5,7 | 6,7 | : | : | : | : | : | : | | | | |
| %+ | 94 | 13,3 | 8,2 | 2,7 | 2,6 | 3,2 | 3,7 | 4,1 | : | : | : | : | : | : | | | | |
| ESPAÑA | 92 | 408 | 397 | 479 | 490 | 528 | 506 | 501 | 476 | 436 | 425 | 392 | 397 | 5435 | | | | |
| | 93 | 402 | 361 | 471 | 482 | 520 | 498 | 493 | 471 | 429 | 418 | 386 | 391 | 5352 | | | | |
| % | 94 | 360 | 337 | 402 | 440 | 464 | 470 | 460 | 440 | 402 | : | : | : | : | | | | |
| % | 94 | -10,4 | -13,8 | -14,7 | -8,8 | -10,7 | -5,7 | -6,7 | -6,1 | -6,1 | : | : | : | : | | | | |
| %+ | 94 | -10,4 | -12,1 | -13,1 | -11,9 | -11,6 | -10,5 | -10,0 | -9,5 | -9,2 | : | : | : | : | | | | |
| FRANCE | 92 | 1992 | 1930 | 2105 | 2248 | 2352 | 2040 | 1823 | 1632 | 1607 | 1746 | 1710 | 1860 | 23046 | | | | |
| | 93 | 1922 | 1821 | 2133 | 2208 | 2281 | 1969 | 1824 | 1664 | 1586 | 1729 | 1742 | 1876 | 22755 | | | | |
| % | 94 | 1989 | 1880 | 2170 | 2173 | 2291 | 1991 | 1800 | 1653 | : | : | : | : | : | | | | |
| % | 94 | 3,5 | 3,3 | 1,7 | -1,6 | 0,4 | 1,1 | -1,3 | -0,6 | : | : | : | : | : | | | | |
| %+ | 94 | 3,5 | 3,4 | 2,8 | 1,6 | 1,3 | 1,3 | 1,0 | 0,8 | : | : | : | : | : | | | | |
| IRELAND | 92 | 154 | 241 | 410 | 590 | 718 | 701 | 640 | 588 | 483 | 375 | 216 | 157 | 5271 | | | | |
| | 93 | 150 | 224 | 412 | 577 | 707 | 676 | 643 | 588 | 489 | 361 | 224 | 163 | 5213 | | | | |
| % | 94 | 156 | 222 | 408 | 524 | 695 | 702 | 657 | 591 | : | : | : | : | : | | | | |
| % | 94 | 3,8 | -1,2 | -1,1 | -9,1 | -1,7 | 4,0 | 2,3 | 0,5 | : | : | : | : | : | | | | |
| %+ | 94 | 3,8 | 0,8 | -0,2 | -4,0 | -3,2 | -1,4 | -0,7 | -0,5 | : | : | : | : | : | | | | |
| ITALIA | 92 | 811 | 768 | 835 | 900 | 920 | 852 | 822 | 778 | 759 | 747 | 736 | 760 | 9746 | | | | |
| | 93 | 825 | 770 | 893 | 880 | 885 | 829 | 801 | 762 | 747 | 721 | 709 | 730 | 9553 | | | | |
| % | 94 | 793 | 742 | 864 | 858 | 868 | 815 | : | : | : | : | : | : | : | | | | |
| % | 94 | -3,9 | -3,7 | -3,2 | -2,5 | -2,0 | -1,7 | : | : | : | : | : | : | : | | | | |
| %+ | 94 | -3,9 | -3,8 | -3,6 | -3,3 | -3,0 | -2,8 | : | : | : | : | : | : | : | | | | |
| LUXEMBOURG | 92 | 19 | 19 | 22 | 22 | 24 | 23 | 23 | 21 | 20 | 19 | 17 | 19 | 249 | | | | |
| | 93 | 21 | 20 | 23 | 23 | 25 | 24 | 23 | 23 | 20 | 20 | 18 | 19 | 258 | | | | |
| % | 94 | 19 | 18 | 22 | 21 | 24 | 23 | 21 | 20 | : | : | : | : | : | | | | |
| % | 94 | -5,5 | -9,5 | -6,7 | -6,2 | -4,0 | -2,7 | -4,0 | -5,3 | 1,8 | : | : | : | : | | | | |
| %+ | 94 | -5,5 | -7,5 | -7,2 | -6,9 | -6,3 | -5,6 | -5,4 | -4,7 | : | : | : | : | : | | | | |
| NEDERLAND | 92 | 860 | 823 | 898 | 934 | 971 | 939 | 928 | 875 | 804 | 823 | 792 | 857 | 10503 | | | | |
| | 93 | 892 | 816 | 916 | 922 | 973 | 946 | 946 | 872 | 824 | 821 | 793 | 838 | 10559 | | | | |
| % | 94 | 879 | 791 | 905 | 901 | 958 | 912 | 913 | 881 | 810 | : | : | : | : | | | | |
| % | 94 | -1,4 | -3,1 | -1,2 | -2,2 | -1,6 | -3,6 | -3,5 | -1,6 | : | : | : | : | : | | | | |
| %+ | 94 | -1,4 | -2,2 | -1,9 | -2,0 | -1,9 | -2,2 | -2,4 | -2,0 | : | : | : | : | : | | | | |
| PORTUGAL | 92 | 120 | 122 | 143 | 145 | 148 | 140 | 142 | 127 | 116 | 114 | 109 | 116 | 1541 | | | | |
| | 93 | 118 | 118 | 139 | 141 | 146 | 136 | 132 | 120 | 108 | 105 | 102 | 112 | 1477 | | | | |
| % | 94 | 116 | 114 | 135 | 139 | 143 | 132 | 130 | 124 | 116 | : | : | : | : | | | | |
| % | 94 | -2,0 | -3,2 | -2,7 | -0,9 | -2,4 | -3,4 | -1,6 | 3,8 | 7,8 | : | : | : | : | | | | |
| %+ | 94 | -2,0 | -2,6 | -2,7 | -2,2 | -2,2 | -2,4 | -2,3 | -1,6 | -0,7 | : | : | : | : | | | | |
| UNITED KINGDOM | 92 | 1176 | 1111 | 1221 | 1200 | 1289 | 1156 | 1133 | 1157 | 1115 | 1130 | 1062 | 1134 | 13884 | | | | |
| | 93 | 1165 | 1060 | 1181 | 1184 | 1284 | 1136 | 1168 | 1194 | 1161 | 1165 | 1100 | 1161 | 13959 | | | | |
| % | 94 | 1187 | 1061 | 1144 | 1165 | 1315 | 1214 | 1185 | : | : | : | : | : | : | | | | |
| % | 94 | 1,9 | 0,1 | -3,1 | -1,6 | 2,4 | 6,8 | 4,0 | -0,8 | : | : | : | : | : | | | | |
| %+ | 94 | 1,9 | 1,0 | -0,4 | -0,7 | -0,0 | 1,1 | 1,5 | 1,2 | : | : | : | : | : | | | | |

KUHMITLCHAUFNAHME

COWS MILK COLLECTED

COLLECTE DE LAIT DE VACHE

| | | FATTIGHEALT % | | | | | | | | | | | | FAT CONTENT % | | | | | | | | | | | | MATIERES GRASSES % | | | | | | | | | | | |
|-----------------|----|-----------------|------|--------|------|--------|------|--------|------|--------|------|--------|------|-------------------|------|--------|------|--------|------|--------|------|--------|------|--------|------|--------------------|-------|--------|--|--|--|--|--|--|--|--|--|
| | | I I | JAN | I I | FEB | I I | MAR | I I | AVR | I I | MAI | I I | JUN | I I | JUL | I I | AUG | I I | SEP | I I | OCT | I I | NOV | I I | DEC | I I | TOTAL | I I | | | | | | | | | |
| EUR 12 | 92 | | 4,11 | | 4,08 | | 4,03 | | 4,01 | | 3,93 | | 3,86 | | 3,88 | | 3,91 | | 4,03 | | 4,13 | | 4,19 | | 4,17 | | | | | | | | | | | | |
| | 93 | | 4,14 | | 4,11 | | 4,08 | | 4,04 | | 3,95 | | 3,92 | | 3,93 | | 3,96 | | 4,08 | | 4,17 | | 4,22 | | 4,20 | | | | | | | | | | | | |
| | 94 | | 4,14 | | 4,12 | | 4,09 | | 4,06 | | 3,98 | | 3,91 | | : | | : | | : | | : | | : | | : | | | | | | | | | | | | |
| EUR 12# | 92 | | 4,09 | | 4,06 | | 4,01 | | 3,99 | | 3,90 | | 3,85 | | 3,87 | | 3,89 | | 4,02 | | 4,12 | | 4,18 | | 4,15 | | | | | | | | | | | | |
| | 93 | | 4,13 | | 4,09 | | 4,06 | | 4,03 | | 3,93 | | 3,90 | | 3,91 | | 3,94 | | 4,06 | | 4,15 | | 4,20 | | 4,18 | | | | | | | | | | | | |
| | 94 | | 4,13 | | 4,10 | | 4,06 | | 4,04 | | 3,96 | | 3,89 | | : | | : | | : | | : | | : | | : | | | | | | | | | | | | |
| BELGIE/BELGIQUE | 92 | | 4,09 | | 4,04 | | 3,97 | | 3,98 | | 3,84 | | 3,75 | | 3,76 | | 3,81 | | 4,00 | | 4,14 | | 4,23 | | 4,16 | | | | | | | | | | | | |
| | 93 | | 4,12 | | 4,09 | | 4,08 | | 4,04 | | 3,89 | | 3,82 | | 3,85 | | 3,90 | | 4,09 | | 4,20 | | 4,26 | | 4,20 | | | | | | | | | | | | |
| | 94 | | 4,11 | | 4,10 | | 4,04 | | 4,03 | | 3,89 | | 3,82 | | 3,73 | | : | | : | | : | | : | | : | | | | | | | | | | | | |
| DANMARK | 92 | | 4,43 | | 4,40 | | 4,43 | | 4,42 | | 4,35 | | 4,18 | | 4,13 | | 4,21 | | 4,32 | | 4,38 | | 4,50 | | 4,47 | | | | | | | | | | | | |
| | 93 | | 4,44 | | 4,45 | | 4,45 | | 4,43 | | 4,32 | | 4,27 | | 4,28 | | 4,27 | | 4,36 | | 4,46 | | 4,55 | | 4,52 | | | | | | | | | | | | |
| | 94 | | 4,47 | | 4,49 | | 4,50 | | 4,48 | | 4,50 | | 4,31 | | 4,22 | | 4,20 | | : | | : | | : | | : | | | | | | | | | | | | |
| DEUTSCHLAND# | 92 | | 4,26 | | 4,24 | | 4,22 | | 4,21 | | 4,13 | | 4,01 | | 4,01 | | 4,01 | | 4,12 | | 4,22 | | 4,30 | | 4,29 | | | | | | | | | | | | |
| | 93 | | 4,27 | | 4,27 | | 4,23 | | 4,23 | | 4,13 | | 4,06 | | 4,07 | | 4,09 | | 4,19 | | 4,26 | | 4,35 | | 4,33 | | | | | | | | | | | | |
| | 94 | | 4,27 | | 4,29 | | 4,26 | | 4,25 | | 4,16 | | 4,09 | | : | | : | | : | | : | | : | | : | | | | | | | | | | | | |
| DEUTSCHLAND | 92 | | 4,29 | | 4,27 | | 4,26 | | 4,25 | | 4,18 | | 4,04 | | 4,04 | | 4,04 | | 4,15 | | 4,26 | | 4,35 | | 4,33 | | | | | | | | | | | | |
| | 93 | | 4,31 | | 4,31 | | 4,31 | | 4,27 | | 4,18 | | 4,11 | | 4,11 | | 4,13 | | 4,23 | | 4,30 | | 4,40 | | 4,37 | | | | | | | | | | | | |
| | 94 | | 4,31 | | 4,33 | | 4,31 | | 4,29 | | 4,21 | | 4,13 | | : | | : | | : | | : | | : | | : | | | | | | | | | | | | |
| ELLADA | 92 | | 3,60 | | 3,62 | | 3,56 | | 3,63 | | 3,56 | | 3,58 | | 3,52 | | 3,53 | | 3,57 | | 3,52 | | 3,65 | | 3,65 | | | | | | | | | | | | |
| | 93 | | 3,66 | | 3,63 | | 3,60 | | 3,60 | | 3,60 | | 3,60 | | 3,56 | | 3,55 | | 3,59 | | 3,60 | | 3,64 | | 3,65 | | | | | | | | | | | | |
| | 94 | | 3,62 | | 3,62 | | 3,61 | | 3,58 | | 3,60 | | 3,58 | | : | | : | | : | | : | | : | | : | | | | | | | | | | | | |
| ESPANA | 92 | | 3,49 | | 3,49 | | 3,49 | | 3,49 | | 3,49 | | 3,49 | | 3,49 | | 3,49 | | 3,49 | | 3,49 | | 3,49 | | 3,49 | | | | | | | | | | | | |
| | 93 | | 3,49 | | 3,49 | | 3,49 | | 3,49 | | 3,49 | | 3,49 | | 3,49 | | 3,49 | | 3,49 | | 3,49 | | 3,49 | | 3,49 | | | | | | | | | | | | |
| | 94 | | 3,49 | | 3,49 | | 3,49 | | 3,49 | | 3,49 | | 3,49 | | 3,49 | | 3,49 | | 3,49 | | 3,49 | | 3,49 | | 3,49 | | | | | | | | | | | | |
| FRANCI | 92 | | 4,16 | | 4,11 | | 4,03 | | 3,97 | | 3,86 | | 3,83 | | 3,87 | | 3,90 | | 4,07 | | 4,17 | | 4,21 | | 4,17 | | | | | | | | | | | | |
| | 93 | | 4,15 | | 4,11 | | 4,06 | | 4,00 | | 3,91 | | 3,89 | | 3,90 | | 3,95 | | 4,11 | | 4,21 | | 4,26 | | 4,24 | | | | | | | | | | | | |
| | 94 | | 4,16 | | 4,11 | | 4,05 | | 4,04 | | 3,92 | | 3,89 | | 3,87 | | 3,92 | | : | | : | | : | | : | | | | | | | | | | | | |
| IRELAND | 92 | | 3,62 | | 3,55 | | 3,50 | | 3,44 | | 3,39 | | 3,40 | | 3,48 | | 3,56 | | 3,75 | | 3,94 | | 4,03 | | 3,80 | | | | | | | | | | | | |
| | 93 | | 3,63 | | 3,51 | | 3,46 | | 3,41 | | 3,40 | | 3,43 | | 3,46 | | 3,54 | | 3,75 | | 3,97 | | 4,01 | | 3,80 | | | | | | | | | | | | |
| | 94 | | 3,63 | | 3,54 | | 3,49 | | 3,44 | | 3,41 | | 3,43 | | 3,47 | | 3,53 | | : | | : | | : | | : | | | | | | | | | | | | |
| ITALIA | 92 | | 3,61 | | 3,60 | | 3,58 | | 3,58 | | 3,60 | | 3,60 | | 3,59 | | 3,59 | | 3,61 | | 3,62 | | 3,60 | | 3,59 | | | | | | | | | | | | |
| | 93 | | 3,60 | | 3,61 | | 3,61 | | 3,61 | | 3,58 | | 3,58 | | 3,60 | | 3,61 | | 3,62 | | 3,62 | | 3,60 | | 3,60 | | | | | | | | | | | | |
| | 94 | | 3,65 | | 3,65 | | 3,60 | | 3,62 | | 3,60 | | 3,51 | | : | | : | | : | | : | | : | | : | | | | | | | | | | | | |
| LUXEMBOURG | 92 | | 4,25 | | 4,21 | | 4,22 | | 4,23 | | 4,06 | | 3,99 | | 3,96 | | 3,99 | | 4,14 | | 4,27 | | 4,38 | | 4,31 | | | | | | | | | | | | |
| | 93 | | 4,29 | | 4,30 | | 4,32 | | 4,28 | | 4,16 | | 4,02 | | 4,00 | | 4,08 | | 4,25 | | 4,32 | | 4,40 | | 4,34 | | | | | | | | | | | | |
| | 94 | | 4,25 | | 4,28 | | 4,23 | | 4,24 | | 4,10 | | 4,03 | | 3,93 | | 3,98 | | 4,21 | | 4,21 | | 4,40 | | 4,34 | | | | | | | | | | | | |
| NEDERLAND | 92 | | 4,54 | | 4,51 | | 4,47 | | 4,46 | | 4,36 | | 4,21 | | 4,15 | | 4,20 | | 4,38 | | 4,48 | | 4,62 | | 4,60 | | | | | | | | | | | | |
| | 93 | | 4,58 | | 4,55 | | 4,55 | | 4,52 | | 4,37 | | 4,24 | | 4,22 | | 4,29 | | 4,39 | | 4,51 | | 4,63 | | 4,65 | | | | | | | | | | | | |
| | 94 | | 4,55 | | 4,54 | | 4,53 | | 4,50 | | 4,41 | | 4,28 | | 4,16 | | 4,16 | | 4,36 | | 4,36 | | 4,63 | | 4,65 | | | | | | | | | | | | |
| PORTUGAL | 92 | | 3,40 | | 3,40 | | 3,40 | | 3,40 | | 3,40 | | 3,40 | | 3,40 | | 3,40 | | 3,40 | | 3,40 | | 3,40 | | 3,40 | | | | | | | | | | | | |
| | 93 | | 3,89 | | 3,87 | | 3,85 | | 3,82 | | 3,74 | | 3,63 | | 3,64 | | 3,64 | | 3,68 | | 3,76 | | 3,76 | | 3,69 | | | | | | | | | | | | |
| | 94 | | 3,70 | | 3,70 | | 3,63 | | 3,59 | | 3,68 | | 3,71 | | 3,71 | | 3,70 | | 3,72 | | 3,72 | | 3,72 | | 3,69 | | | | | | | | | | | | |
| UNITED KINGDOM | 92 | | 4,00 | | 4,02 | | 4,02 | | 4,05 | | 3,91 | | 3,91 | | 4,00 | | 3,99 | | 4,14 | | 4,25 | | 4,26 | | 4,20 | | | | | | | | | | | | |
| | 93 | | 4,11 | | 4,03 | | 4,02 | | 4,09 | | 3,96 | | 3,99 | | 3,98 | | 4,01 | | 4,14 | | 4,23 | | 4,19 | | 4,15 | | | | | | | | | | | | |
| | 94 | | 4,08 | | 4,03 | | 4,09 | | 4,08 | | 3,96 | | 3,89 | | 3,96 | | 4,01 | | : | | : | | : | | : | | | | | | | | | | | | |
| | | PROTEINGEHALT % | | | | | | | | | | | | PROTEIN CONTENT % | | | | | | | | | | | | PROTEINES % | | | | | | | | | | | |
| EUR 12 | 92 | | 3,28 | | 3,25 | | 3,28 | | 3,25 | | 3,24 | | 3,22 | | 3,19 | | 3,21 | | 3,28 | | 3,33 | | 3,29 | | 3,25 | | | | | | | | | | | | |
| | 93 | | 3,22 | | 3,19 | | 3,18 | | 3,19 | | 3,22 | | 3,19 | | 3,18 | | 3,23 | | 3,33 | | 3,31 | | 3,30 | | 3,26 | | | | | | | | | | | | |
| | 94 | | 3,22 | | 3,20 | | 3,17 | | 3,18 | | 3,21 | | 3,22 | | : | | : | | : | | : | | : | | : | | | | | | | | | | | | |
| EUR 12# | 92 | | 3,27 | | 3,24 | | 3,27 | | 3,24 | | 3,24 | | 3,21 | | 3,19 | | 3,20 | | 3,27 | | 3,32 | | 3,28 | | 3,28 | | | | | | | | | | | | |
| | 93 | | 3,21 | | 3,18 | | 3,17 | | 3,18 | | 3,22 | | 3,18 | | 3,17 | | 3,22 | | 3,32 | | 3,30 | | 3,29 | | 3,25 | | | | | | | | | | | | |
| | 94 | | 3,21 | | 3,18 | | 3,16 | | 3,17 | | 3,20 | | 3,21 | | : | | : | | : | | : | | : | | : | | | | | | | | | | | | |
| BELGIE/BELGIQUE | 92 | | 3,33 | | 3,26 | | 3,26 | | 3,29 | | 3,44 | | 3,47 | | 3,36 | | 3,36 | | 3,46 | | 3,56 | | 3,52 | | 3,46 | | | | | | | | | | | | |
| | 93 | | 3,37 | | 3,36 | | 3,26 | | 3,29 | | 3,44 | | 3,47 | | 3,36 | | 3,36 | | 3,46 | | 3,56 | | 3,52 | | 3,46 | | | | | | | | | | | | |
| | 94 | | 3,40 | | 3,37 | | 3,34 | | 3,33 | | 3,41 | | 3,38 | | 3,38 | | : | | : | | : | | : | | : | | | | | | | | | | | | |
| DANMARK | 92 | | 3,40 | | 3,34 | | 3,36 | | 3,32 | | 3,30 | | 3,25 | | 3,24 | | 3,28 | | 3,40 | | 3,48 | | 3,49 | | 3,42 | | | | | | | | | | | | |
| | 93 | | 3,40 | | 3,36 | | 3,37 | | 3,35 | | | | | | | | | | | | | | | | | | | | | | | | | | | | |

| | TRINKMILCH MOLKEREIERZEUGUNG | | | | | DRINKING MILK OBTAINED IN DAIRIES | | | | | LAIT DE CONSOMMATION PRODUIT PAR LES LAITERIES | | | | |
|-----------------|---------------------------------|-------|-------|-------|-------|--------------------------------------|-------|-------|-------|-------|---|------|-------|-------|---|
| | I | I | I | I | I | I | I | I | I | I | I | I | I | I | I |
| | JAN | FEB | MAR | AVR | MAI | JUN | JUL | AUG | SEP | OCT | NOV | DEC | TOTAL | I | I |
| | 1000 T | | | | | | | | | | | | | | |
| EUR 12 | 92 | 2255 | 2191 | 2289 | 2227 | 2202 | 2176 | 2225 | 2148 | 2207 | 2278 | 2217 | 2256 | 26670 | |
| | 93 | 2323 | 2206 | 2457 | 2347 | 2346 | 2315 | 2306 | 2256 | 2291 | 2357 | 2327 | 2437 | 27970 | |
| | 94 | 2180 | 2099 | 2395 | 2248 | 2330 | 2220 | : | : | : | : | : | : | : | |
| % | 94 | -6,1 | -4,8 | -2,5 | -4,2 | -0,7 | -4,1 | : | : | : | : | : | : | : | |
| %+ | 94 | -6,1 | -5,5 | -4,5 | -4,4 | -3,7 | -3,7 | : | : | : | : | : | : | : | |
| EUR 12* | 92 | 2196 | 2140 | 2234 | 2167 | 2139 | 2112 | 2149 | 2079 | 2126 | 2196 | 2139 | 2178 | 25854 | |
| | 93 | 2246 | 2133 | 2368 | 2259 | 2255 | 2228 | 2216 | 2172 | 2204 | 2268 | 2237 | 2341 | 26927 | |
| | 94 | 2104 | 2027 | 2310 | 2171 | 2249 | 2138 | : | : | : | : | : | : | : | |
| % | 94 | -6,3 | -5,0 | -2,4 | -3,9 | -0,2 | -4,0 | : | : | : | : | : | : | : | |
| %+ | 94 | -6,3 | -5,6 | -4,5 | -4,4 | -3,5 | -3,6 | : | : | : | : | : | : | : | |
| BELGIQUE/BELGIE | 92 | 74 | 72 | 76 | 77 | 67 | 72 | 68 | 71 | 78 | 78 | 74 | 78 | 886 | |
| | 93 | 69 | 71 | 75 | 70 | 62 | 65 | 60 | 67 | 70 | 69 | 70 | 78 | 826 | |
| | 94 | 63 | 64 | 78 | 63 | 67 | 64 | 51 | : | : | : | : | : | : | |
| % | 94 | -8,3 | -10,3 | 4,4 | -9,6 | 8,0 | -1,3 | -16,2 | : | : | : | : | : | : | |
| %+ | 94 | -8,3 | -9,3 | -4,6 | -5,8 | -3,3 | -3,0 | -4,7 | : | : | : | : | : | : | |
| DANMARK | 92 | 46 | 43 | 45 | 43 | 42 | 40 | 41 | 45 | 43 | 41 | 48 | 43 | 519 | |
| | 93 | 45 | 41 | 46 | 43 | 43 | 40 | 41 | 45 | 43 | 45 | 43 | 43 | 518 | |
| | 94 | 45 | 40 | 44 | 42 | 43 | 41 | 39 | 44 | : | : | : | : | : | |
| % | 94 | -2,0 | -3,2 | -5,0 | -2,1 | 0,2 | 0,5 | -5,8 | -2,0 | : | : | : | : | : | |
| %+ | 94 | -2,0 | -2,6 | -3,4 | -3,1 | -2,4 | -2,0 | -2,4 | : | : | : | : | : | : | |
| DEUTSCHLAND | 92 | 376 | 356 | 378 | 379 | 364 | 377 | 387 | 360 | 370 | 367 | 356 | 358 | 4429 | |
| | 93 | 401 | 387 | 444 | 429 | 422 | 436 | 426 | 418 | 418 | 410 | 414 | 422 | 5031 | |
| | 94 | 350 | 343 | 410 | 358 | 377 | 373 | : | : | : | : | : | : | : | |
| % | 94 | -12,8 | -11,4 | -7,8 | -16,6 | -10,6 | -14,6 | : | : | : | : | : | : | : | |
| %+ | 94 | -12,8 | -12,1 | -10,5 | -12,1 | -11,8 | -12,3 | : | : | : | : | : | : | : | |
| DEUTSCHLAND | 92 | 435 | 407 | 433 | 440 | 427 | 440 | 463 | 430 | 451 | 449 | 434 | 435 | 5245 | |
| | 93 | 478 | 461 | 534 | 517 | 514 | 524 | 517 | 503 | 506 | 499 | 504 | 518 | 6074 | |
| | 94 | 426 | 416 | 495 | 435 | 458 | 455 | : | : | : | : | : | : | : | |
| % | 94 | -11,0 | -9,8 | -7,4 | -15,9 | -10,8 | -13,2 | : | : | : | : | : | : | : | |
| %+ | 94 | -11,0 | -10,4 | -9,3 | -11,0 | -11,0 | -11,4 | : | : | : | : | : | : | : | |
| ELLADA | 92 | 26 | 26 | 26 | 24 | 27 | 27 | 32 | 26 | 26 | 27 | 26 | 23 | 314 | |
| | 93 | 24 | 26 | 25 | 30 | 29 | 27 | 31 | 30 | 24 | 32 | 28 | 28 | 334 | |
| | 94 | 24 | 24 | 24 | 24 | 30 | 29 | 30 | 29 | : | : | : | : | : | |
| % | 94 | 2,6 | -5,4 | -5,2 | -18,4 | 4,8 | 11,9 | -6,5 | : | : | : | : | : | : | |
| %+ | 94 | 2,6 | -1,5 | -2,8 | -7,2 | -4,6 | -1,9 | -2,6 | : | : | : | : | : | : | |
| ESPAÑA | 92 | 289 | 280 | 299 | 293 | 301 | 283 | 279 | 279 | 280 | 294 | 289 | 300 | 3465 | |
| | 93 | 298 | 290 | 309 | 303 | 312 | 293 | 289 | 290 | 290 | 304 | 299 | 311 | 3588 | |
| | 94 | 248 | 259 | 299 | 308 | 327 | 314 | 282 | 308 | 307 | : | : | : | : | |
| % | 94 | -16,9 | -10,7 | -3,2 | 1,6 | 5,1 | 7,1 | -2,6 | 6,3 | 6,0 | : | : | : | : | |
| %+ | 94 | -16,9 | -13,8 | -10,2 | -7,2 | -4,7 | -2,8 | -1,6 | -0,8 | : | : | : | : | : | |
| FRANCE | 92 | 360 | 335 | 353 | 336 | 317 | 317 | 324 | 304 | 321 | 350 | 320 | 342 | 3977 | |
| | 93 | 374 | 358 | 413 | 375 | 356 | 365 | 350 | 340 | 342 | 365 | 379 | 396 | 4412 | |
| | 94 | 353 | 345 | 398 | 353 | 369 | 313 | 273 | 272 | : | : | : | : | : | |
| % | 94 | -5,6 | -3,7 | -3,8 | -5,9 | 3,8 | -14,1 | -22,1 | -19,9 | : | : | : | : | : | |
| %+ | 94 | -5,6 | -4,7 | -4,3 | -4,7 | -3,1 | -4,9 | -7,2 | -8,7 | : | : | : | : | : | |
| IRELAND | 92 | 44 | 42 | 47 | 43 | 44 | 47 | 43 | 44 | 46 | 44 | 42 | 45 | 529 | |
| | 93 | 43 | 42 | 47 | 42 | 43 | 46 | 44 | 43 | 46 | 44 | 44 | 47 | 531 | |
| | 94 | 44 | 42 | 50 | 44 | 45 | 46 | 49 | 47 | : | : | : | : | : | |
| % | 94 | 2,3 | 0,2 | 5,5 | 6,0 | 5,8 | 0,7 | 10,2 | 8,5 | : | : | : | : | : | |
| %+ | 94 | 2,3 | 1,3 | 2,8 | 3,6 | 4,0 | 3,4 | 4,4 | 4,9 | : | : | : | : | : | |
| ITALIA | 92 | 262 | 256 | 251 | 264 | 259 | 249 | 250 | 234 | 259 | 267 | 260 | 277 | 3098 | |
| | 93 | 263 | 245 | 255 | 257 | 257 | 251 | 250 | 236 | 256 | 270 | 257 | 282 | 3080 | |
| | 94 | 264 | 240 | 260 | 257 | 260 | 252 | : | : | : | : | : | : | : | |
| % | 94 | 0,5 | -2,1 | 2,0 | -0,2 | 1,2 | 0,3 | : | : | : | : | : | : | : | |
| %+ | 94 | 0,5 | -0,8 | 0,2 | 0,1 | 0,3 | 0,3 | : | : | : | : | : | : | : | |
| LUXEMBOURG | 92 | 6 | 6 | 7 | 8 | 7 | 7 | 6 | 6 | 7 | 6 | 6 | 6 | 77 | |
| | 93 | 6 | 5 | 7 | 6 | 6 | 5 | 5 | 5 | 6 | 6 | 5 | 5 | 67 | |
| | 94 | 4 | 4 | 5 | 5 | 6 | 5 | 5 | 5 | 4 | : | : | : | : | |
| % | 94 | -37,4 | -19,7 | -20,2 | -15,2 | -5,9 | -0,5 | -13,2 | -3,3 | 16,5 | : | : | : | : | |
| %+ | 94 | -37,4 | -29,0 | -25,8 | -23,1 | -19,6 | -16,7 | -16,3 | -15,0 | -12,7 | : | : | : | : | |
| NEDERLAND | 92 | 79 | 76 | 81 | 77 | 79 | 77 | 75 | 75 | 77 | 80 | 77 | 75 | 927 | |
| | 93 | 73 | 70 | 78 | 74 | 79 | 73 | 70 | 72 | 74 | 76 | 75 | 74 | 893 | |
| | 94 | 76 | 70 | 79 | 73 | 75 | 72 | 73 | 73 | 75 | : | : | : | : | |
| % | 94 | -3,8 | -0,1 | 0,5 | -1,8 | -5,0 | -1,0 | 3,3 | 2,5 | 2,2 | : | : | : | : | |
| %+ | 94 | -3,8 | -2,1 | -1,2 | -1,3 | -2,1 | -1,9 | -1,2 | -0,8 | -0,4 | : | : | : | : | |
| PORTUGAL | 92 | 59 | 61 | 61 | 61 | 62 | 57 | 60 | 61 | 56 | 53 | 59 | 61 | 710 | |
| | 93 | 61 | 59 | 67 | 67 | 65 | 57 | 59 | 55 | 61 | 56 | 62 | 66 | 733 | |
| | 94 | 67 | 63 | 68 | 63 | 68 | 60 | 62 | 61 | 58 | : | : | : | : | |
| % | 94 | 9,5 | 6,8 | 0,4 | -6,4 | 4,5 | 6,5 | 5,3 | 11,1 | -5,0 | : | : | : | : | |
| %+ | 94 | 9,5 | 8,2 | 5,4 | 2,3 | 2,7 | 3,3 | 3,6 | 4,4 | 3,4 | : | : | : | : | |
| UNITED KINGDOM | 92 | 576 | 588 | 600 | 562 | 572 | 561 | 583 | 575 | 564 | 591 | 581 | 571 | 6924 | |
| | 93 | 582 | 540 | 600 | 563 | 582 | 569 | 589 | 572 | 577 | 592 | 561 | 589 | 6915 | |
| | 94 | 566 | 534 | 596 | 582 | 581 | 567 | 560 | 560 | : | : | : | : | : | |
| % | 94 | -2,7 | -1,0 | -0,7 | 3,2 | -0,1 | -0,3 | -2,6 | -2,0 | : | : | : | : | : | |
| %+ | 94 | -2,7 | -1,9 | -1,4 | -0,3 | -0,3 | -0,3 | -0,6 | -0,8 | : | : | : | : | : | |

SAHNE
MOLKEREIERZEUGUNGCREAM
OBTAINED IN DAIRIESCREME DE CONSOMMATION
PRODUIT PAR LES LAITIERIES

| | 1000 T | | | | | | | | | | | | TOTAL | I |
|-----------------|-------------|-------------|-------------|-------------|-------------|-------------|-------------|-------------|-------------|-------------|-------------|-------------|-------|---|
| | I I I | I I I | I I I | I I I | I I I | I I I | I I I | I I I | I I I | I I I | I I I | I I I | | |
| | JAN | FEB | MAR | AVR | MAI | JUN | JUL | AUG | SEP | OCT | NOV | DEC | | |
| EUR 12 | 92 76 | 73 | 84 | 96 | 91 | 92 | 88 | 87 | 92 | 95 | 87 | 100 | 1061 | |
| | 93 77 | 79 | 100 | 106 | 99 | 100 | 91 | 91 | 98 | 91 | 94 | 104 | 1132 | |
| | 94 80 | 85 | 110 | 99 | 106 | 92 | : | : | : | : | : | : | : | |
| % | 94 4,2 | 6,8 | 10,0 | -6,9 | 8,0 | -8,0 | : | : | : | : | : | : | : | |
| %+ | 94 4,2 | 5,5 | 7,3 | 3,1 | 4,2 | 2,0 | : | : | : | : | : | : | : | |
| EUR 12# | 92 76 | 72 | 83 | 96 | 91 | 91 | 88 | 86 | 92 | 95 | 86 | 99 | 1056 | |
| | 93 76 | 79 | 99 | 105 | 98 | 100 | 92 | 90 | 97 | 90 | 93 | 103 | 1122 | |
| | 94 79 | 85 | 108 | 97 | 105 | 90 | : | : | : | : | : | : | : | |
| % | 94 3,7 | 7,6 | 9,6 | -7,4 | 7,3 | -9,7 | : | : | : | : | : | : | : | |
| %+ | 94 3,7 | 5,7 | 7,2 | 2,9 | 3,9 | 1,4 | : | : | : | : | : | : | : | |
| BELGIQUE/BELGIE | 92 4 | 4 | 5 | 6 | 5 | 5 | 5 | 5 | 5 | 4 | 5 | 6 | 58 | |
| | 93 3 | 4 | 6 | 6 | 5 | 6 | 5 | 5 | 5 | 4 | 6 | 5 | 60 | |
| | 94 3 | 4 | 5 | 5 | 4 | 5 | 4 | 5 | 4 | 5 | 4 | 5 | 58 | |
| % | 94 -1,9 | 13,7 | -12,3 | -3,7 | 3,5 | -12,3 | -9,7 | : | : | : | : | : | : | |
| %+ | 94 -1,9 | 6,5 | -2,1 | -2,6 | -1,2 | -3,4 | -4,3 | : | : | : | : | : | : | |
| DANMARK | 92 5 | 5 | 5 | 5 | 5 | 5 | 4 | 6 | 5 | 5 | 5 | 6 | 60 | |
| | 93 5 | 5 | 5 | 5 | 5 | 5 | 5 | 5 | 5 | 6 | 6 | 6 | 63 | |
| | 94 5 | 5 | 6 | 5 | 5 | 5 | 5 | 5 | 5 | 5 | 5 | 5 | 63 | |
| % | 94 12,5 | - | 10,0 | 5,9 | 3,8 | -5,6 | 8,0 | - | : | : | : | : | : | |
| %+ | 94 12,5 | 6,4 | 7,6 | 7,2 | 6,5 | 4,3 | 4,8 | 4,2 | : | : | : | : | : | |
| DEUTSCHLAND# | 92 37 | 35 | 39 | 46 | 42 | 43 | 41 | 37 | 40 | 38 | 37 | 43 | 477 | |
| | 93 34 | 34 | 43 | 45 | 43 | 45 | 41 | 39 | 39 | 39 | 40 | 43 | 484 | |
| | 94 35 | 36 | 48 | 40 | 47 | 44 | : | : | : | : | : | : | : | |
| % | 94 2,4 | 7,4 | 12,6 | -9,6 | 8,5 | -0,3 | : | : | : | : | : | : | : | |
| %+ | 94 2,4 | 4,9 | 7,9 | 2,9 | 4,1 | 3,3 | : | : | : | : | : | : | : | |
| DEUTSCHLAND | 92 3 | 3 | 4 | 4 | 4 | 4 | 4 | 3 | 4 | 3 | 4 | 4 | 48 | |
| | 93 3 | 3 | 4 | 4 | 4 | 4 | 4 | 4 | 4 | 4 | 4 | 4 | 48 | |
| | 94 3 | 3 | 4 | 4 | 4 | 4 | 4 | 4 | 4 | 4 | 4 | 4 | 48 | |
| % | 94 3,6 | 5,6 | 13,5 | -8,6 | 10,1 | 3,3 | : | : | : | : | : | : | : | |
| %+ | 94 3,6 | 4,6 | 8,1 | 3,3 | 4,7 | 4,5 | : | : | : | : | : | : | : | |
| ELLADA | 92 0 | 0 | 0 | 0 | 1 | 0 | 0 | 0 | 1 | 0 | 0 | 1 | 6 | |
| | 93 0 | 0 | 1 | 1 | 0 | 0 | 0 | 0 | 0 | 0 | 0 | 0 | 4 | |
| | 94 1 | 0 | 1 | 1 | 1 | 1 | 1 | 1 | 1 | 1 | 1 | 1 | 4 | |
| % | 94 28,6 | 4,3 | 3,9 | 12,3 | 94,3 | 40,0 | 88,4 | : | : | : | : | : | : | |
| %+ | 94 28,6 | 15,7 | 11,4 | 11,7 | 24,1 | 26,7 | 34,2 | : | : | : | : | : | : | |
| ESPANA | 92 4 | 4 | 5 | 5 | 5 | 5 | 5 | 5 | 4 | 4 | 4 | 4 | 52 | |
| | 93 4 | 3 | 4 | 4 | 4 | 4 | 4 | 4 | 3 | 3 | 3 | 3 | 45 | |
| | 94 2 | 2 | 4 | 4 | 3 | 3 | 3 | 3 | 3 | 3 | 3 | 3 | 45 | |
| % | 94 -31,4 | -20,0 | -7,1 | -7,0 | -24,4 | -20,5 | -30,0 | -28,2 | : | : | : | : | : | |
| %+ | 94 -31,4 | -26,2 | -18,7 | -15,3 | -17,4 | -17,9 | -19,7 | -20,8 | -18,7 | : | : | : | : | |
| FRANCE | 92 9 | 9 | 9 | 12 | 13 | 14 | 13 | 15 | 17 | 18 | 17 | 18 | 162 | |
| | 93 15 | 16 | 20 | 20 | 19 | 19 | 17 | 16 | 19 | 18 | 20 | 21 | 220 | |
| | 94 16 | 18 | 23 | 21 | 21 | 10 | 7 | 8 | : | : | : | : | : | |
| % | 94 4,7 | 12,2 | 14,1 | 2,5 | 9,0 | -46,8 | -59,3 | -54,0 | : | : | : | : | : | |
| %+ | 94 4,7 | 8,6 | 10,7 | 8,4 | 8,5 | -0,9 | -8,9 | -14,0 | : | : | : | : | : | |
| IRELAND | 92 1 | 1 | 1 | 1 | 1 | 1 | 1 | 1 | 1 | 1 | 1 | 1 | 8 | |
| | 93 1 | 1 | 1 | 1 | 1 | 1 | 1 | 1 | 1 | 1 | 1 | 1 | 8 | |
| | 94 1 | 1 | 1 | 1 | 1 | 1 | 1 | 1 | 1 | 1 | 1 | 1 | 8 | |
| % | 94 16,7 | - | 14,3 | - | - | - | 14,3 | 33,3 | : | : | : | : | : | |
| %+ | 94 16,7 | 8,3 | 10,5 | 7,7 | 6,1 | 4,9 | 6,2 | 9,3 | : | : | : | : | : | |
| ITALIA | 92 7 | 7 | 8 | 8 | 8 | 7 | 8 | 7 | 8 | 8 | 8 | 7 | 91 | |
| | 93 7 | 6 | 8 | 8 | 8 | 7 | 8 | 7 | 8 | 8 | 8 | 7 | 89 | |
| | 94 6 | 6 | 8 | 8 | 8 | 7 | 8 | 7 | 8 | 8 | 8 | 7 | 89 | |
| % | 94 -0,8 | 0,5 | -1,8 | -1,5 | 0,4 | -1,0 | : | : | : | : | : | : | : | |
| %+ | 94 -0,8 | -0,2 | -0,8 | -1,0 | -0,7 | -0,7 | : | : | : | : | : | : | : | |
| LUXEMBOURG | 92 0 | 0 | 0 | 0 | 0 | 0 | 0 | 0 | 0 | 0 | 0 | 0 | 4 | |
| | 93 0 | 0 | 0 | 0 | 0 | 0 | 0 | 0 | 0 | 0 | 0 | 0 | 4 | |
| | 94 0 | 0 | 0 | 0 | 0 | 0 | 0 | 0 | 0 | 0 | 0 | 0 | 4 | |
| % | 94 -21,4 | -40,5 | -24,2 | -15,6 | -13,3 | -23,5 | -13,8 | -3,8 | -1,6 | : | : | : | : | |
| %+ | 94 -21,4 | -32,3 | -29,6 | -26,2 | -23,7 | -23,7 | -22,4 | -20,6 | -18,9 | : | : | : | : | |
| NEDERLAND | 92 5 | 5 | 6 | 7 | 6 | 6 | 5 | 6 | 5 | 12 | 6 | 7 | 76 | |
| | 93 5 | 5 | 6 | 7 | 7 | 7 | 6 | 6 | 11 | 6 | 8 | 8 | 79 | |
| | 94 6 | 6 | 8 | 8 | 9 | 8 | 7 | 7 | 7 | 7 | 7 | 7 | 79 | |
| % | 94 40,0 | 33,3 | 33,3 | 11,8 | 37,9 | 14,3 | 15,5 | 19,0 | -42,1 | : | : | : | : | |
| %+ | 94 40,0 | 36,6 | 35,3 | 28,1 | 30,3 | 27,2 | 25,6 | 24,8 | 11,9 | : | : | : | : | |
| PORTUGAL | 92 0 | 0 | 1 | 1 | 1 | 1 | 0 | 1 | 1 | 0 | 0 | 0 | 6 | |
| | 93 0 | 0 | 1 | 1 | 1 | 0 | 0 | 0 | 1 | 0 | 0 | 0 | 6 | |
| | 94 0 | 0 | 1 | 1 | 1 | 1 | 1 | 1 | 1 | 1 | 1 | 1 | 6 | |
| % | 94 -25,0 | 33,3 | 33,3 | -25,0 | -25,0 | 100,0 | 25,0 | 133,3 | 20,0 | : | : | : | : | |
| %+ | 94 -25,0 | - | 15,4 | - | -6,9 | 3,1 | 5,6 | 15,4 | 15,9 | : | : | : | : | |
| UNITED KINGDOM | 92 4 | 4 | 4 | 4 | 4 | 5 | 5 | 5 | 4 | 4 | 4 | 7 | 55 | |
| | 93 3 | 4 | 5 | 8 | 4 | 5 | 5 | 5 | 5 | 4 | 4 | 7 | 61 | |
| | 94 3 | 4 | 5 | 4 | 4 | 5 | 5 | 5 | 5 | 5 | 5 | 5 | 61 | |
| % | 94 2,6 | -1,4 | -7,6 | -54,5 | -3,6 | -6,2 | 1,5 | -11,8 | : | : | : | : | : | |
| %+ | 94 2,6 | 0,4 | -2,7 | -22,6 | -19,2 | -16,9 | -14,4 | -14,1 | : | : | : | : | : | |

KONDENSMILCH
MOLKEREI-Erzeugung

CONCENTRATED MILK
OBTAINED IN DAIRIES

LAIT CONCENTRE
PRODUIT PAR LES LAITERIES

| | I JAN | I FEB | I MAR | I AVR | I MAI | I JUN | I JUL | I AUG | I SEP | I OCT | I NOV | I DEC | I TOTAL | |
|-----------------|----------|----------|----------|----------|----------|----------|----------|----------|----------|----------|----------|----------|------------|------|
| 1000 T | | | | | | | | | | | | | | |
| EUR 12 | 92 | 107 | 100 | 106 | 113 | 110 | 108 | 105 | 100 | 96 | 99 | 100 | 101 | 1245 |
| | 93 | 101 | 97 | 111 | 107 | 106 | 106 | 90 | 100 | 71 | 100 | 101 | 100 | 1191 |
| % | 94 | 103 | 86 | 103 | 97 | 104 | 101 | : | : | : | : | : | : | : |
| % | 94 | 1,4 | -11,4 | -7,3 | -9,3 | -2,0 | -4,3 | : | : | : | : | : | : | : |
| % | 94 | 1,4 | -4,9 | -9,8 | -6,7 | -5,8 | -5,5 | : | : | : | : | : | : | : |
| EUR 12* | 92 | 106 | 99 | 106 | 112 | 110 | 107 | 105 | 99 | 96 | 98 | 99 | 100 | 1237 |
| | 93 | 101 | 96 | 110 | 106 | 105 | 89 | 99 | 99 | 70 | 99 | 100 | 99 | 1179 |
| % | 94 | 101 | 85 | 102 | 96 | 102 | : | : | : | : | : | : | : | : |
| % | 94 | 0,9 | -11,9 | -7,9 | -10,0 | -3,0 | -5,9 | : | : | : | : | : | : | : |
| % | 94 | 0,9 | -5,4 | -6,3 | -6,2 | -6,4 | -6,3 | : | : | : | : | : | : | : |
| BELGIQUE/BELGIE | 92 | 2 | 2 | 2 | 2 | 2 | 2 | 2 | 2 | 2 | 2 | 2 | 2 | 22 |
| | 93 | 1 | 1 | 1 | 1 | 1 | 1 | 1 | 1 | 1 | 1 | 1 | 1 | 12 |
| % | 94 | 1 | 0 | 1 | 3 | 4 | 3 | : | : | : | : | : | : | : |
| % | 94 | -13,0 | -45,2 | -2,0 | 100,0 | 302,7 | 252,8 | 535,0 | : | : | : | : | : | : |
| % | 94 | -13,0 | -27,1 | -18,6 | 34,3 | 92,6 | 122,2 | 154,5 | : | : | : | : | : | : |
| DANMARK | 92 | = | = | = | = | = | = | = | = | = | = | = | = | = |
| | 93 | = | = | = | = | = | = | = | = | = | = | = | = | = |
| % | 94 | = | = | = | = | = | = | = | = | = | = | = | = | = |
| % | 94 | = | = | = | = | = | = | = | = | = | = | = | = | = |
| % | 94 | = | = | = | = | = | = | = | = | = | = | = | = | = |
| DEUTSCHLAND | 92 | 43 | 40 | 40 | 44 | 44 | 43 | 42 | 39 | 39 | 39 | 40 | 41 | 495 |
| | 93 | 40 | 38 | 47 | 46 | 44 | 45 | 36 | 43 | 41 | 39 | 41 | 42 | 503 |
| % | 94 | 45 | 38 | 45 | 42 | 45 | 45 | : | : | : | : | : | : | : |
| % | 94 | 11,6 | 0,4 | -4,5 | -8,9 | 2,7 | -0,2 | : | : | : | : | : | : | : |
| % | 94 | 11,6 | 6,2 | 2,2 | -0,8 | -0,1 | : | : | : | : | : | : | : | : |
| DEUTSCHLAND* | 92 | 45 | 41 | 41 | 45 | 45 | 44 | 43 | 39 | 39 | 39 | 40 | 42 | 503 |
| | 93 | 41 | 39 | 44 | 47 | 45 | 45 | 37 | 44 | 42 | 41 | 42 | 43 | 514 |
| % | 94 | 46 | 39 | 46 | 44 | 47 | 47 | : | : | : | : | : | : | : |
| % | 94 | 12,9 | 1,3 | -3,2 | -7,4 | 4,8 | 3,0 | : | : | : | : | : | : | : |
| % | 94 | 12,9 | 7,1 | 3,2 | 0,3 | 1,3 | : | : | : | : | : | : | : | : |
| ELIADA | 92 | 5 | 5 | 5 | 5 | 5 | 5 | 5 | 5 | 5 | 5 | 5 | 5 | -0 |
| | 93 | 5 | 5 | 5 | 5 | 5 | 5 | 5 | 5 | 5 | 5 | 5 | 5 | -0 |
| % | 94 | 5 | 5 | 5 | 5 | 5 | 5 | -0 | : | : | : | : | : | : |
| % | 94 | = | = | = | = | = | = | = | = | = | = | = | = | = |
| % | 94 | = | = | = | = | = | = | = | = | = | = | = | = | = |
| ESPAÑA | 92 | 3 | 4 | 4 | 4 | 4 | 4 | 4 | 3 | 3 | 3 | 3 | 3 | 42 |
| | 93 | 4 | 4 | 5 | 5 | 5 | 4 | 4 | 4 | 4 | 4 | 4 | 3 | 48 |
| % | 94 | 4 | 5 | 4 | 4 | 4 | 2 | 3 | 2 | 3 | 3 | 3 | 3 | : |
| % | 94 | 13,5 | -21,4 | -2,2 | -13,3 | -17,0 | -47,7 | -53,5 | -23,1 | -23,7 | : | : | : | : |
| % | 94 | 13,5 | -5,1 | -4,0 | -6,5 | -8,8 | -15,3 | -20,7 | -21,0 | -21,3 | : | : | : | : |
| FRANCE | 92 | 6 | 5 | 7 | 8 | 7 | 7 | 7 | 7 | 7 | 6 | 7 | 6 | 77 |
| | 93 | 5 | 5 | 6 | 7 | 6 | 6 | 6 | 6 | 5 | 5 | 6 | 6 | 67 |
| % | 94 | 5 | 5 | 6 | 7 | 6 | 4 | 3 | 4 | 4 | 4 | 4 | 4 | : |
| % | 94 | 13,2 | -30,6 | -30,2 | -32,3 | -15,6 | -23,6 | -40,0 | -33,3 | : | : | : | : | : |
| % | 94 | 13,2 | -7,8 | -18,4 | -22,4 | -21,1 | -22,3 | -24,8 | -25,8 | : | : | : | : | : |
| IRELAND | 92 | = | = | = | = | = | = | = | = | = | = | = | = | = |
| | 93 | = | = | = | = | = | = | = | = | = | = | = | = | = |
| % | 94 | = | = | = | = | = | = | = | = | = | = | = | = | = |
| % | 94 | = | = | = | = | = | = | = | = | = | = | = | = | = |
| % | 94 | = | = | = | = | = | = | = | = | = | = | = | = | = |
| LUXEMBOURG | 92 | 0 | 0 | 0 | 0 | 0 | 0 | 0 | 0 | 0 | 0 | 0 | 0 | 1 |
| | 93 | 0 | 0 | 0 | 0 | 0 | 0 | 0 | 0 | 0 | 0 | 0 | 0 | 1 |
| % | 94 | 0 | 0 | 0 | 0 | 0 | 0 | 0 | 0 | 0 | 0 | 0 | 0 | : |
| % | 94 | = | = | = | = | = | = | = | = | = | = | = | = | = |
| % | 94 | = | = | = | = | = | = | = | = | = | = | = | = | = |
| NEDERLAND | 92 | 37 | 32 | 33 | 37 | 35 | 34 | 33 | 32 | 28 | 32 | 32 | 32 | 394 |
| | 93 | 35 | 33 | 32 | 35 | 35 | 32 | 31 | 27 | 26 | 29 | 29 | 31 | 355 |
| % | 94 | 30 | 33 | 29 | 28 | 27 | 29 | 28 | 27 | 25 | 25 | 25 | 25 | : |
| % | 94 | -18,4 | -28,7 | -7,8 | -15,8 | -19,0 | -11,8 | -12,6 | -10,0 | 67,1 | 51,1 | 51,1 | 51,1 | : |
| % | 94 | -18,4 | -22,5 | -17,3 | -17,2 | -17,8 | -16,6 | -16,6 | -12,0 | -1,6 | -1,6 | -1,6 | -1,6 | : |
| PORTUGAL | 92 | 0 | 0 | 0 | 0 | 0 | 0 | 0 | 0 | 0 | 0 | 0 | 0 | 0 |
| | 93 | 0 | 0 | 0 | 0 | 0 | 0 | 0 | 0 | 0 | 0 | 0 | 0 | 0 |
| % | 94 | 0 | 0 | 0 | 0 | 0 | 0 | 0 | 0 | 0 | 0 | 0 | 0 | 0 |
| % | 94 | 100000,0 | -100,0 | 100000,0 | -100,0 | 100000,0 | -100,0 | -100,0 | -100,0 | -100,0 | -100,0 | -100,0 | -100,0 | 0 |
| % | 94 | 100000,0 | 50100,0 | 88768,8 | 50100,0 | 82100,0 | 50100,0 | 42557,2 | 57620,0 | 33453,4 | : | : | : | 0 |
| UNITED KINGDOM | 92 | 14 | 16 | 19 | 18 | 17 | 18 | 18 | 17 | 17 | 17 | 18 | 18 | 206 |
| | 93 | 14 | 15 | 20 | 17 | 17 | 17 | 12 | 18 | 14 | 15 | 17 | 17 | 194 |
| % | 94 | 13 | 16 | 18 | 17 | 17 | 16 | 16 | 17 | 17 | 17 | 17 | 17 | : |
| % | 94 | 6,9 | 5,6 | 11,2 | -3,8 | -3,2 | -7,8 | 28,8 | -7,7 | : | : | : | : | : |
| % | 94 | 6,9 | 5,2 | 1,4 | -2,0 | -1,0 | -2,1 | 1,2 | -0,0 | : | : | : | : | : |

VOLLMILCHPULVER
MOLKEREIERZEUGUNGWHOLE MILK POWDER
OBTAINED IN DAIRIESLAIT ENTIER EN POUVRE
PRODUIT PAR LES LAITERIES

| | I | I | I | I | I | I | I | I | I | I | I | I | I | I | I | I | I | I | |
|-----------------|-----|-------|-------|-------|--------|--------|--------|--------|--------|-------|-----|-----|-------|------|---|---|---|---|--|
| | JAN | FEB | MAR | AVR | MAI | JUN | JUL | AUG | SEP | OCT | NOV | DEC | TOTAL | | | | | | |
| 1000 T | | | | | | | | | | | | | | | | | | | |
| EUR 12 | 92 | 71: | 65: | 76: | 83: | 89: | 85: | 82: | 68: | 63: | 65: | 58: | 68: | 273: | | | | | |
| | 93 | 72: | 72: | 84: | 80: | 85: | 80: | 73: | 68: | 62: | 65: | 68: | 282: | | | | | | |
| | 94 | 76: | 82: | 84: | 82: | 88: | 83: | : | : | : | : | : | : | | | | | | |
| X | 94 | 6,0: | 14,5: | -0,4: | 3,2: | 3,0: | 5,3: | : | : | : | : | : | : | | | | | | |
| X+ | 94 | 6,0: | 10,3: | 6,3: | 5,5: | 5,0: | 5,0: | : | : | : | : | : | : | | | | | | |
| EUR 12 | 92 | 64: | 59: | 69: | 79: | 85: | 82: | 76: | 65: | 60: | 63: | 57: | 67: | 226: | | | | | |
| | 93 | 70: | 70: | 82: | 78: | 83: | 77: | 70: | 79: | 79: | 62: | 63: | 66: | 264: | | | | | |
| | 94 | 74: | 80: | 83: | 80: | 87: | 82: | : | : | : | : | : | : | | | | | | |
| X | 94 | 6,7: | 15,5: | 1,5: | 3,5: | 4,7: | 6,3: | : | : | : | : | : | : | | | | | | |
| X+ | 94 | 6,7: | 11,1: | 7,6: | 6,5: | 6,1: | 6,2: | : | : | : | : | : | : | | | | | | |
| BELGIQUE/BELGIE | 92 | 2 | 2 | 3 | 4 | 6 | 5 | 4 | 3 | 3 | 2 | 2 | 40 | | | | | | |
| | 93 | 3 | 4 | 5 | 5 | 5 | 5 | 4 | 5 | 3 | 4 | 3 | 50 | | | | | | |
| | 94 | 6 | 5 | 5 | 6 | 8 | 6 | 7 | : | : | : | : | : | | | | | | |
| X | 94 | 60,5 | 70,9 | 5,5 | 20,3 | 52,0 | 17,9 | 77,7 | : | : | : | : | : | | | | | | |
| X+ | 94 | 60,5 | 38,8 | 21,2 | 20,9 | 27,7 | 25,8 | 31,8 | : | : | : | : | : | | | | | | |
| DANMARK | 92 | 7 | 7 | 8 | 8 | 10 | 10 | 9 | 9 | 9 | 8 | 9 | 163 | | | | | | |
| | 93 | 8 | 8 | 9 | 9 | 11 | 10 | 9 | 8 | 8 | 8 | 9 | 163 | | | | | | |
| | 94 | 9 | 8 | 10 | 10 | 11 | 11 | 9 | : | : | : | : | : | | | | | | |
| X | 94 | 12,5 | 12,0 | 12,6 | 11,2 | 3,8 | 13,1 | 29,1 | 12,0 | : | : | : | : | | | | | | |
| X+ | 94 | 12,5 | 12,3 | 12,4 | 12,1 | 10,1 | 10,7 | 13,2 | 13,1 | : | : | : | : | | | | | | |
| DEUTSCHLAND | 92 | 16 | 14 | 16 | 16 | 17 | 15 | 14 | 13 | 13 | 14 | 14 | 177 | | | | | | |
| | 93 | 16 | 15 | 17 | 14 | 15 | 15 | 15 | 14 | 13 | 15 | 14 | 178 | | | | | | |
| | 94 | 16 | 15 | 17 | 14 | 16 | 14 | : | : | : | : | : | : | | | | | | |
| X | 94 | -0,1 | 0,6 | - | 2,3 | 7,5 | -1,9 | : | : | : | : | : | : | | | | | | |
| X+ | 94 | -0,1 | 0,3 | 0,2 | 0,6 | 2,0 | 1,4 | : | : | : | : | : | : | | | | | | |
| DEUTSCHLAND | 92 | 22 | 21 | 22 | 20 | 22 | 18 | 20 | 16 | 16 | 16 | 14 | 224 | | | | | | |
| | 93 | 18 | 17 | 20 | 16 | 17 | 17 | 18 | 16 | 16 | 18 | 17 | 206 | | | | | | |
| | 94 | 17 | 17 | 18 | 16 | 17 | 16 | : | : | : | : | : | : | | | | | | |
| X | 94 | -2,2 | -1,8 | -8,1 | 1,1 | -1,0 | -5,5 | : | : | : | : | : | : | | | | | | |
| X+ | 94 | -2,2 | -2,0 | -4,2 | -3,0 | -2,6 | -3,1 | : | : | : | : | : | : | | | | | | |
| ELLADA | 92 | - | - | - | - | - | - | - | - | - | - | - | - | | | | | | |
| | 93 | - | - | - | - | - | - | - | - | - | - | - | 0 | | | | | | |
| | 94 | - | - | - | - | - | - | - | - | - | - | - | : | | | | | | |
| X | 94 | - | - | - | - | - | - | - | - | - | - | - | : | | | | | | |
| X+ | 94 | - | - | - | - | - | - | - | - | - | - | - | : | | | | | | |
| ESPAÑA | 92 | 1 | 1 | 1 | 1 | 1 | 1 | 2 | 2 | 1 | 1 | 1 | 13 | | | | | | |
| | 93 | 1 | 1 | 1 | 1 | 1 | 1 | 2 | 1 | 1 | 1 | 1 | 10 | | | | | | |
| | 94 | 1 | 8 | 1 | 1 | 0 | 1 | 1 | 1 | 1 | : | : | : | | | | | | |
| X | 94 | -28,6 | 287,5 | -11,1 | - | -63,6 | -41,7 | -26,7 | -14,3 | 12,5 | : | : | : | | | | | | |
| X+ | 94 | -28,6 | 460,0 | 283,3 | 206,1 | 138,6 | 100,0 | 73,2 | 58,8 | 54,8 | : | : | : | | | | | | |
| FRANCE | 92 | 22 | 20 | 23 | 29 | 30 | 29 | 24 | 18 | 17 | 21 | 24 | 274 | | | | | | |
| | 93 | 23 | 26 | 30 | 30 | 28 | 23 | 19 | 18 | 19 | 19 | 21 | 275 | | | | | | |
| | 94 | 26 | 27 | 30 | 28 | 29 | 27 | 24 | 21 | : | : | : | : | | | | | | |
| X | 94 | 11,1 | 4,3 | 2,0 | -7,0 | 3,5 | 17,0 | 25,4 | 19,3 | : | : | : | : | | | | | | |
| X+ | 94 | 11,1 | 7,6 | 5,5 | 2,0 | 2,3 | 4,4 | 6,7 | 7,8 | : | : | : | : | | | | | | |
| IRELAND | 92 | 5 | 5 | 5 | 5 | 5 | 5 | 5 | 5 | 5 | 5 | 5 | -0: | | | | | | |
| | 93 | 5 | 5 | 5 | 5 | 5 | 5 | 5 | 5 | 5 | 5 | 5 | -0: | | | | | | |
| | 94 | 5 | 5 | 5 | -0: | -0: | -0: | -0: | -0: | -0: | -0: | -0: | -0: | | | | | | |
| X | 94 | -: | -: | -: | -: | -: | -: | -: | -: | -: | -: | -: | -: | | | | | | |
| X+ | 94 | -: | -: | -: | 225,0: | 360,0: | 450,0: | 534,3: | 542,5: | : | : | : | : | | | | | | |
| ITALIA | 92 | 0 | 0 | 1 | 0 | 0 | 0 | 0 | 0 | 0 | 0 | 0 | 5 | | | | | | |
| | 93 | 2 | 1 | 3 | 0 | 0 | 0 | 0 | 1 | 0 | 0 | 0 | 8 | | | | | | |
| | 94 | 0 | 0 | 0 | 0 | 0 | 0 | : | : | : | : | : | : | | | | | | |
| X | 94 | -90,4 | -89,5 | -90,4 | 4,0 | -5,4 | 1,7 | : | : | : | : | : | : | | | | | | |
| X+ | 94 | -90,4 | -90,0 | -90,2 | -86,1 | -81,3 | -76,2 | : | : | : | : | : | : | | | | | | |
| LUXEMBOURG | 92 | - | - | - | - | - | - | - | - | - | - | - | - | | | | | | |
| | 93 | - | - | - | - | - | - | - | - | - | - | - | - | | | | | | |
| | 94 | - | - | - | - | - | - | - | - | - | - | - | - | | | | | | |
| X | 94 | - | - | - | - | - | - | - | - | - | - | - | - | | | | | | |
| X+ | 94 | - | - | - | - | - | - | - | - | - | - | - | - | | | | | | |
| NEDERLAND | 92 | 10 | 9 | 11 | 13 | 13 | 13 | 14 | 10 | 9 | 8 | 10 | 129 | | | | | | |
| | 93 | 11 | 10 | 12 | 13 | 15 | 14 | 15 | 13 | 28 | 9 | 10 | 141 | | | | | | |
| | 94 | 11 | 10 | 11 | 12 | 14 | 13 | 13 | 11 | 9 | : | : | : | | | | | | |
| X | 94 | 2,8 | 2,1 | -6,6 | -3,9 | -10,8 | -8,6 | -13,0 | -10,9 | -6,3 | : | : | : | | | | | | |
| X+ | 94 | 2,8 | 2,4 | -5,9 | -1,8 | -3,8 | -4,7 | -6,1 | -6,7 | -10,8 | : | : | : | | | | | | |
| PORTUGAL | 92 | 0 | 1 | 1 | 1 | 1 | 1 | 0 | 2 | 0 | 0 | 0 | 7 | | | | | | |
| | 93 | 1 | 0 | 1 | 1 | 1 | 1 | 1 | 1 | 1 | 0 | 0 | 7 | | | | | | |
| | 94 | 1 | 1 | 1 | 1 | 1 | 1 | 1 | 1 | 1 | 1 | 1 | 7 | | | | | | |
| X | 94 | -20,0 | -33,3 | -22,2 | - | - | -14,3 | 25,0 | 83,3 | 16,7 | : | : | : | | | | | | |
| X+ | 94 | -20,0 | -27,3 | -25,0 | -17,9 | -13,5 | -13,6 | -7,7 | 1,7 | 3,1 | : | : | : | | | | | | |
| UNITED KINGDOM | 92 | 5 | 5 | 7 | 7 | 7 | 8 | 8 | 9 | 7 | 4 | 6 | 77 | | | | | | |
| | 93 | 5 | 5 | 5 | 5 | 7 | 8 | 5 | 6 | 5 | 7 | 7 | 71 | | | | | | |
| | 94 | 6 | 7 | 8 | 8 | 8 | 8 | 7 | 8 | : | : | : | : | | | | | | |
| X | 94 | 9,6 | 41,1 | 65,7 | 64,2 | 14,7 | 10,2 | 35,0 | 39,3 | : | : | : | : | | | | | | |
| X+ | 94 | 9,6 | 24,8 | 38,0 | 44,3 | 36,7 | 30,7 | 31,3 | 32,3 | : | : | : | : | | | | | | |

| | MAGERMILCHPULVER MOLKEREIERZEUGUNG | | | | SKIMMED-MILK POWDER OBTAINED IN DAIRIES | | | | LAIT ECREME EN POWDRE PRODUIT PAR LES LAITERIES | | | | TOTAL | |
|-----------------|---------------------------------------|-------|-------|-------|--|-------|-------|-------|--|-------|-----|-----|-------|------|
| | JAN | FEB | MAR | AVR | MAI | JUN | JUL | AUG | SEP | OCT | NOV | DEC | | |
| | 1000 T | | | | | | | | | | | | | |
| EUR 12 | 92 | 88 | 86 | 101 | 128 | 156 | 125 | 102 | 82 | 73 | 69 | 61 | 98 | 1169 |
| | 93 | 93 | 82 | 105 | 132 | 160 | 132 | 128 | 92 | 82 | 69 | 61 | 86 | 1224 |
| | 94 | 95 | 77 | 100 | 117 | 148 | 120 | | | | | | | |
| % | 94 | 1,9 | -6,8 | -5,3 | -11,4 | -7,7 | -9,8 | | | | | | | |
| %+ | 94 | 1,9 | -2,2 | -3,4 | -5,9 | -6,4 | -7,1 | | | | | | | |
| EUR 12# | 92 | 84 | 81 | 95 | 122 | 150 | 119 | 97 | 76 | 69 | 65 | 57 | 92 | 1109 |
| | 93 | 87 | 77 | 100 | 125 | 153 | 125 | 121 | 86 | 77 | 65 | 58 | 81 | 1154 |
| | 94 | 89 | 72 | 94 | 111 | 141 | 113 | | | | | | | |
| % | 94 | 1,8 | -6,6 | -5,9 | -11,5 | -7,5 | -9,2 | | | | | | | |
| %+ | 94 | 1,8 | -2,1 | -3,6 | -6,1 | -6,5 | -7,0 | | | | | | | |
| BELGIQUE/BELGIE | 92 | 3 | 3 | 5 | 6 | 9 | 7 | 6 | 4 | 2 | 2 | 2 | 3 | 52 |
| | 93 | 3 | 2 | 5 | 6 | 10 | 6 | 5 | 5 | 3 | 2 | 2 | 3 | 59 |
| | 94 | 4 | 3 | 4 | 5 | 7 | 5 | 6 | | | | | | |
| % | 94 | 22,0 | 28,2 | -12,4 | -23,1 | -26,6 | -38,0 | -41,1 | | | | | | |
| %+ | 94 | 22,0 | 24,8 | 7,5 | -4,3 | -12,5 | -18,6 | -23,6 | | | | | | |
| DANMARK | 92 | 2 | 1 | 1 | 2 | 2 | 2 | 1 | 1 | 1 | 1 | 1 | 1 | 13 |
| | 93 | 3 | 1 | 3 | 2 | 2 | 2 | 1 | 1 | 1 | 1 | 1 | 1 | 20 |
| | 94 | 1 | 1 | 2 | 3 | 3 | 2 | 2 | 1 | | | | | |
| % | 94 | -48,0 | - | -23,1 | 12,5 | 17,4 | 5,9 | -21,7 | - | | | | | |
| %+ | 94 | -48,0 | -31,6 | -28,1 | -17,0 | -9,9 | -7,8 | -9,9 | -9,1 | | | | | |
| DEUTSCHLAND# | 92 | 25 | 21 | 23 | 36 | 42 | 37 | 30 | 24 | 25 | 24 | 21 | 33 | 342 |
| | 93 | 32 | 25 | 30 | 40 | 45 | 35 | 37 | 28 | 24 | 22 | 18 | 27 | 364 |
| | 94 | 30 | 21 | 25 | 33 | 38 | 32 | | | | | | | |
| % | 94 | -7,8 | -17,2 | -16,5 | -18,0 | -15,8 | -9,0 | | | | | | | |
| %+ | 94 | -7,8 | -11,9 | -13,5 | -14,9 | -15,1 | -14,1 | | | | | | | |
| DEUTSCHLAND | 92 | 30 | 26 | 29 | 42 | 47 | 43 | 35 | 30 | 29 | 28 | 24 | 39 | 402 |
| | 93 | 38 | 30 | 36 | 47 | 53 | 43 | 44 | 34 | 29 | 26 | 22 | 33 | 434 |
| | 94 | 36 | 26 | 31 | 39 | 45 | 38 | | | | | | | |
| % | 94 | -6,2 | -15,7 | -13,0 | -16,8 | -15,3 | -10,8 | | | | | | | |
| %+ | 94 | -6,2 | -10,4 | -11,3 | -13,0 | -13,6 | -13,1 | | | | | | | |
| ELLADA | 92 | - | - | - | - | - | - | - | - | - | - | - | - | - |
| | 93 | - | - | - | - | - | - | - | - | - | - | - | - | - |
| | 94 | - | - | - | - | - | - | - | - | - | - | - | - | - |
| % | 94 | - | - | - | - | - | - | - | - | - | - | - | - | - |
| %+ | 94 | - | - | - | - | - | - | - | - | - | - | - | - | - |
| ESPAÑA | 92 | 1 | 1 | 2 | 3 | 5 | 3 | 3 | 2 | 1 | 0 | 0 | 1 | 23 |
| | 93 | 1 | 0 | 1 | 2 | 2 | 3 | 2 | 1 | 1 | 0 | 0 | 0 | 15 |
| | 94 | 0 | 0 | 1 | 1 | 2 | 2 | 1 | 1 | 1 | | | | |
| % | 94 | -50,0 | -25,0 | -12,5 | -43,5 | -4,3 | -38,7 | -13,0 | -35,7 | - | | | | |
| %+ | 94 | -50,0 | -40,0 | -27,8 | -36,6 | -25,0 | -29,5 | -26,3 | -27,3 | -26,3 | | | | |
| FRANCE | 92 | 35 | 33 | 40 | 45 | 52 | 36 | 28 | 19 | 18 | 20 | 22 | 32 | 380 |
| | 93 | 28 | 25 | 34 | 43 | 51 | 37 | 31 | 19 | 17 | 22 | 21 | 29 | 356 |
| | 94 | 32 | 27 | 36 | 41 | 49 | 33 | 26 | 19 | | | | | |
| % | 94 | 13,4 | 7,7 | 7,2 | -3,7 | -3,0 | -10,0 | -15,7 | 3,7 | | | | | |
| %+ | 94 | 13,4 | 10,7 | 9,4 | 5,0 | 2,8 | 0,6 | -1,4 | -1,1 | | | | | |
| IRELAND | 92 | 4 | 7 | 11 | 13 | 20 | 19 | 17 | 15 | 11 | 5 | 1 | 4 | 126 |
| | 93 | 4 | 7 | 14 | 14 | 21 | 21 | 18 | 14 | 9 | 4 | 2 | 5 | 132 |
| | 94 | 4 | 4 | 11 | 14 | 21 | 21 | 17 | 16 | | | | | |
| % | 94 | -20,5 | -13,7 | -21,6 | 0,7 | 1,4 | 1,4 | -9,2 | 16,3 | | | | | |
| %+ | 94 | -20,5 | -16,2 | -19,1 | -12,0 | -7,4 | -5,2 | -5,9 | -3,3 | | | | | |
| LITUA | 92 | - | - | - | - | - | - | - | - | - | - | - | - | - |
| | 93 | - | - | - | - | - | - | - | - | - | - | - | - | - |
| | 94 | - | - | - | - | - | - | - | - | - | - | - | - | - |
| % | 94 | - | - | - | - | - | - | - | - | - | - | - | - | - |
| %+ | 94 | - | - | - | - | - | - | - | - | - | - | - | - | - |
| LUXEMBOURG | 92 | - | - | - | - | - | - | - | - | - | - | - | - | - |
| | 93 | - | - | - | - | - | - | - | - | - | - | - | - | - |
| | 94 | - | - | - | - | - | - | - | - | - | - | - | - | - |
| % | 94 | - | - | - | - | - | - | - | - | - | - | - | - | - |
| %+ | 94 | - | - | - | - | - | - | - | - | - | - | - | - | - |
| NEDERLAND | 92 | 5 | 4 | 5 | 6 | 8 | 8 | 6 | 4 | 4 | 4 | 4 | 5 | 59 |
| | 93 | 6 | 6 | 5 | 6 | 7 | 9 | 10 | 5 | 11 | 3 | 7 | 5 | 76 |
| | 94 | 5 | 5 | 5 | 4 | 5 | 5 | 4 | 4 | 2 | | | | |
| % | 94 | -13,3 | -19,6 | -3,9 | -32,8 | -24,3 | -51,1 | -55,1 | -15,2 | -78,8 | | | | |
| %+ | 94 | -13,3 | -16,4 | -12,6 | -17,8 | -19,3 | -27,0 | -32,6 | -31,1 | -39,5 | | | | |
| PORTUGAL | 92 | 1 | 1 | 1 | 2 | 2 | 2 | 1 | 1 | 1 | 1 | 1 | 1 | 12 |
| | 93 | 1 | 1 | 1 | 2 | 2 | 2 | 1 | 1 | 0 | 0 | 0 | 1 | 10 |
| | 94 | 1 | 1 | 1 | 1 | 1 | 2 | 1 | 1 | | | | | |
| % | 94 | - | 33,3 | 37,5 | -31,3 | -27,8 | -12,5 | 50,0 | 85,7 | 150,0 | | | | |
| %+ | 94 | - | 14,3 | 22,7 | - | -8,9 | -9,7 | -2,4 | 4,5 | 7,7 | | | | |
| UNITED KINGDOM | 92 | 8 | 10 | 9 | 9 | 12 | 6 | 5 | 8 | 8 | 8 | 7 | 12 | 102 |
| | 93 | 9 | 9 | 8 | 10 | 13 | 8 | 10 | 13 | 11 | 10 | 10 | 10 | 122 |
| | 94 | 12 | 8 | 9 | 9 | 14 | 13 | 12 | 13 | | | | | |
| % | 94 | 30,4 | -15,0 | 10,5 | -11,6 | 9,7 | 52,4 | 23,5 | -3,9 | | | | | |
| %+ | 94 | 30,4 | 8,0 | 8,8 | 3,3 | 5,0 | 11,7 | 13,4 | 10,6 | | | | | |

| | BUTTER MOLKEREIHERZEUGUNG | | | | BUTTER OBTAINED IN DAIRIES | | | | | | | | BEURRE PRODUIT PAR LES LAITIERIES | | | | | | | | | | | | | | | | | | | | | | | | | | | | | | | | | | | | | | | | | | | | | | | | | | | | | | | | | | | | |
|-----------------|------------------------------|-----|-----|-----|-------------------------------|-----|-----|-----|-----|-----|-----|-----|--------------------------------------|------|----|-----|-----|-----|-----|-----|-----|-----|-----|-----|-----|-----|-----|------|----|-----|-----|-----|-----|-----|-----|----|----|---|---|---|---|----|------|-------|-------|-------|-------|-------|-------|-------|-------|-------|---|---|---|---|-------|-------|-------|-------|-------|-------|-------|-------|-------|-------|---|---|---|---|---|---|---|
| | I | I | I | I | I | I | I | I | I | I | I | I | I | I | I | I | I | I | | | | | | | | | | | | | | | | | | | | | | | | | | | | | | | | | | | | | | | | | | | | | | | | | | | | | | | |
| | JAN | FEB | MAR | AVR | MAI | JUN | JUL | AUG | SEP | OCT | NOV | DEC | TOTAL | | | | | | | | | | | | | | | | | | | | | | | | | | | | | | | | | | | | | | | | | | | | | | | | | | | | | | | | | | | | |
| | 1000 T | | | | | | | | | | | | | | | | | | | | | | | | | | | | | | | | | | | | | | | | | | | | | | | | | | | | | | | | | | | | | | | | | | | | | | | | |
| LUX 12 | 92 | 132 | 125 | 142 | 155 | 159 | 148 | 133 | 114 | 113 | 115 | 106 | 124 | 1564 | 93 | 125 | 117 | 142 | 152 | 158 | 140 | 137 | 120 | 113 | 110 | 107 | 118 | 1540 | 94 | 125 | 112 | 134 | 142 | 154 | 135 | : | : | : | : | : | : | : | : | % 94 | -0,1 | -4,5 | -6,0 | -7,0 | -2,4 | -3,6 | : | : | : | : | : | : | : | : | %+ 94 | -0,1 | -2,2 | -3,6 | -4,6 | -4,1 | -4,0 | : | : | : | : | : | : | : | : |
| EUR 12# | 92 | 125 | 119 | 134 | 147 | 151 | 141 | 126 | 108 | 106 | 108 | 100 | 117 | 1482 | 93 | 118 | 110 | 134 | 143 | 149 | 132 | 128 | 112 | 106 | 102 | 98 | 110 | 1441 | 94 | 118 | 105 | 126 | 134 | 145 | 127 | : | : | : | : | : | : | : | % 94 | 0,3 | -4,6 | -5,9 | -6,9 | -2,3 | -3,7 | : | : | : | : | : | : | : | %+ 94 | 0,3 | -2,1 | -3,5 | -4,5 | -4,0 | -3,9 | : | : | : | : | : | : | : | | | |
| BELGIQUE/BELGIE | 92 | 3 | 3 | 4 | 4 | 5 | 5 | 5 | 3 | 3 | 3 | 3 | 3 | 44 | 93 | 2 | 2 | 4 | 4 | 4 | 4 | 2 | 2 | 2 | 2 | 2 | 3 | 35 | 94 | 2 | 2 | 3 | 3 | 3 | 2 | : | : | : | : | : | : | : | % 94 | -26,4 | -11,0 | -23,6 | -36,1 | -23,5 | -30,6 | -35,1 | : | : | : | : | : | : | %+ 94 | -26,4 | -18,9 | -21,0 | -25,7 | -25,2 | -26,2 | -27,6 | : | : | : | : | : | : | | | |
| DANMARK | 92 | 6 | 5 | 6 | 6 | 6 | 5 | 6 | 5 | 4 | 4 | 4 | 5 | 62 | 93 | 5 | 5 | 6 | 6 | 6 | 5 | 5 | 4 | 4 | 4 | 4 | 4 | 59 | 94 | 5 | 5 | 6 | 6 | 6 | 5 | 5 | 5 | 5 | 5 | 5 | 5 | 59 | % 94 | - | -8,2 | -11,1 | -6,3 | - | 13,0 | - | 12,2 | : | : | : | : | : | %+ 94 | - | -3,9 | -6,6 | -6,6 | -5,1 | -2,7 | -2,3 | -0,9 | : | : | : | : | : | | | |
| DEUTSCHLAND# | 92 | 35 | 30 | 32 | 37 | 39 | 35 | 32 | 28 | 29 | 30 | 29 | 35 | 392 | 93 | 35 | 31 | 36 | 37 | 38 | 33 | 33 | 29 | 28 | 27 | 29 | 29 | 383 | 94 | 33 | 29 | 33 | 35 | 36 | 31 | : | : | : | : | : | : | : | % 94 | -5,8 | -6,4 | -7,7 | -5,3 | -5,1 | -6,6 | : | : | : | : | : | : | : | %+ 94 | -5,8 | -6,0 | -6,6 | -6,3 | -6,0 | -6,1 | : | : | : | : | : | : | : | | | |
| DEUTSCHLAND | 92 | 41 | 36 | 39 | 45 | 46 | 43 | 39 | 34 | 35 | 37 | 35 | 42 | 474 | 93 | 43 | 38 | 44 | 46 | 47 | 42 | 41 | 37 | 36 | 35 | 35 | 38 | 482 | 94 | 41 | 36 | 41 | 43 | 45 | 39 | : | : | : | : | : | : | : | % 94 | -5,7 | -5,6 | -7,7 | -5,9 | -4,8 | -5,5 | : | : | : | : | : | : | : | %+ 94 | -5,7 | -5,7 | -6,4 | -6,3 | -6,0 | -5,9 | : | : | : | : | : | : | : | | | |
| ELLADA | 92 | 0 | 0 | 1 | 0 | 0 | 0 | 0 | 0 | 0 | 0 | 0 | 1 | 3 | 93 | 0 | 0 | 0 | 0 | 0 | 0 | 0 | 0 | 0 | 0 | 0 | 0 | 1 | 94 | 0 | 0 | 0 | 0 | 0 | 0 | 0 | 0 | 0 | 0 | 0 | 0 | 1 | % 94 | -20,0 | 50,0 | -16,7 | -40,0 | 75,0 | - | 70,0 | : | : | : | : | : | : | %+ 94 | -20,0 | 11,1 | - | -10,0 | 4,2 | 3,2 | 10,9 | : | : | : | : | : | : | | | |
| ESPAÑA | 92 | 2 | 2 | 3 | 3 | 3 | 3 | 3 | 3 | 2 | 2 | 2 | 2 | 29 | 93 | 2 | 2 | 2 | 3 | 3 | 3 | 3 | 2 | 2 | 2 | 2 | 2 | 25 | 94 | 1 | 1 | 1 | 2 | 2 | 2 | 2 | 1 | 1 | : | : | : | : | % 94 | -36,8 | -31,3 | -33,3 | -37,0 | -15,4 | -31,3 | -31,0 | -33,3 | -36,8 | : | : | : | : | %+ 94 | -36,8 | -34,3 | -34,0 | -35,0 | -30,2 | -30,4 | -30,5 | -30,9 | -31,4 | : | : | : | : | | | |
| FRANCE | 92 | 43 | 41 | 45 | 48 | 46 | 41 | 34 | 26 | 28 | 31 | 31 | 37 | 451 | 93 | 38 | 36 | 42 | 46 | 46 | 39 | 34 | 28 | 28 | 31 | 32 | 39 | 437 | 94 | 41 | 36 | 43 | 44 | 46 | 36 | 30 | 28 | : | : | : | : | : | % 94 | 9,3 | 0,8 | 2,6 | -4,2 | 0,2 | -7,0 | -11,8 | 1,1 | : | : | : | : | : | %+ 94 | 9,3 | 5,2 | 4,2 | 1,9 | 1,5 | 0,2 | -1,3 | -1,1 | : | : | : | : | : | | | |
| IRELAND | 92 | 4 | 6 | 10 | 15 | 17 | 13 | 17 | 15 | 13 | 10 | 5 | 5 | 133 | 93 | 3 | 5 | 11 | 14 | 17 | 18 | 16 | 14 | 12 | 9 | 6 | 4 | 128 | 94 | 3 | 4 | 10 | 13 | 18 | 18 | 17 | 15 | : | : | : | : | : | % 94 | - | -6,4 | -11,9 | -3,7 | 7,3 | 1,1 | 3,7 | 6,9 | : | : | : | : | : | %+ 94 | - | -3,9 | -8,6 | -6,5 | -1,9 | -1,1 | -0,1 | 0,9 | : | : | : | : | : | | | |
| ITALIA | 92 | 9 | 8 | 9 | 9 | 9 | 9 | 9 | 8 | 8 | 8 | 7 | 8 | 100 | 93 | 8 | 8 | 9 | 9 | 9 | 6 | 8 | 8 | 9 | 8 | 7 | 8 | 98 | 94 | 8 | 8 | 8 | 8 | 8 | 8 | : | : | : | : | : | : | : | % 94 | -2,4 | -1,8 | -4,0 | -1,6 | -0,9 | -0,6 | : | : | : | : | : | : | : | %+ 94 | -2,4 | -2,1 | -2,8 | -2,5 | -2,2 | -1,9 | : | : | : | : | : | : | : | | | |
| LUXEMBOURG | 92 | 0 | 0 | 0 | 0 | 0 | 0 | 0 | 0 | 0 | 0 | 0 | 0 | 3 | 93 | 0 | 0 | 0 | 0 | 0 | 0 | 0 | 0 | 0 | 0 | 0 | 0 | 3 | 94 | 0 | 0 | 0 | 0 | 0 | 0 | 0 | 0 | 0 | 0 | 0 | 0 | 3 | % 94 | 43,8 | -6,5 | -15,6 | -11,9 | -7,9 | -6,1 | -3,7 | 3,0 | -25,2 | : | : | : | : | %+ 94 | 43,8 | 10,6 | - | -4,1 | -5,0 | -5,2 | -5,0 | -4,4 | -6,9 | : | : | : | : | | | |
| NEDERLAND | 92 | 14 | 13 | 14 | 15 | 15 | 17 | 14 | 11 | 9 | 10 | 10 | 11 | 152 | 93 | 13 | 11 | 13 | 14 | 14 | 13 | 15 | 12 | 10 | 10 | 10 | 12 | 147 | 94 | 12 | 10 | 12 | 12 | 13 | 12 | 11 | 10 | 8 | : | : | : | : | % 94 | -7,6 | -8,8 | -9,8 | -18,9 | -10,7 | -6,1 | -23,6 | -15,0 | -19,2 | : | : | : | : | %+ 94 | -7,6 | -8,1 | -8,7 | -11,5 | -11,3 | -10,5 | -12,5 | -12,8 | -13,4 | : | : | : | : | | | |
| PORTUGAL | 92 | 1 | 1 | 2 | 2 | 1 | 2 | 2 | 1 | 1 | 1 | 1 | 1 | 16 | 93 | 1 | 2 | 2 | 2 | 2 | 1 | 1 | 1 | 1 | 1 | 1 | 1 | 16 | 94 | 1 | 1 | 1 | 2 | 2 | 2 | 1 | 1 | 1 | : | : | : | : | % 94 | 7,7 | -13,3 | -17,6 | -6,2 | -11,1 | -17,6 | 7,7 | 18,2 | 20,0 | : | : | : | : | %+ 94 | 7,7 | -3,6 | -8,9 | -8,2 | -8,9 | -10,4 | -8,3 | -5,8 | -3,8 | : | : | : | : | | | |
| UNITED KINGDOM | 92 | 9 | 8 | 9 | 9 | 10 | 6 | 6 | 8 | 8 | 9 | 7 | 8 | 97 | 93 | 9 | 9 | 9 | 11 | 7 | 8 | 11 | 9 | 9 | 8 | 9 | 9 | 108 | 94 | 10 | 8 | 9 | 10 | 11 | 10 | 10 | 11 | : | : | : | : | : | % 94 | 13,4 | -7,3 | -8,6 | 3,2 | 3,0 | 33,9 | 24,5 | 0,1 | : | : | : | : | : | %+ 94 | 13,4 | 3,4 | -0,7 | 0,3 | 0,9 | 5,3 | 7,9 | 6,8 | : | : | : | : | : | | | |

MAGERMILCHPULVER
LAGERBESTAENDESKIMMED-MILK POWDER
STOCKSLAIT ECREME EN POUDRE
STOCKS

| | I I | I I | I I | I I | I I | I I | I I | I I | I I | I I | I I | I I | I I | I I | I I | I I | I I | I I | I I | I I | I I | I I | I I |
|-----------------|--------|--------|--------|--------|--------|--------|--------|--------|--------|--------|--------|--------|--------|--------|--------|--------|--------|--------|--------|--------|--------|--------|--------|
| | JAN | FEB | MAR | AVR | MAI | JUN | JUL | AUG | SEP | OCT | NOV | DEC | TOTAL | | | | | | | | | | |
| 1000 T | | | | | | | | | | | | | | | | | | | | | | | |
| EUR 12 | 92 | 394 | 359 | 336 | 299 | 232 | 163 | 122 | 85 | 71 | 70 | 73 | 47 | | | | | | | | | | |
| | 93 | 36 | 32 | 31 | 30 | 30 | 29 | 29 | 33 | 35 | 38 | 39 | 37 | | | | | | | | | | |
| | 94 | 36 | 34 | 41 | 51 | 59 | 78 | 88 | : | : | : | : | : | | | | | | | | | | |
| EUR 12# | 92 | 221 | 207 | 192 | 178 | 147 | 100 | 81 | 62 | 48 | 48 | 51 | 34 | | | | | | | | | | |
| | 93 | 26 | 23 | 23 | 22 | 22 | 22 | 22 | : | : | : | : | : | | | | | | | | | | |
| BELGIE/BELGIQUE | 92 | 11 | 10 | 9 | 6 | 4 | 3 | 2 | 2 | 2 | 2 | 1 | 0 | | | | | | | | | | |
| | 93 | 0 | 0 | 0 | 0 | 0 | 0 | 0 | 0 | 0 | 0 | 0 | 0 | | | | | | | | | | |
| | 94 | 0 | 0 | 1 | 2 | 3 | 4 | 4 | : | : | : | : | : | | | | | | | | | | |
| DANMARK | 92 | - | - | - | - | - | - | - | - | - | - | - | - | | | | | | | | | | |
| | 93 | - | - | - | - | - | - | - | - | - | - | - | - | | | | | | | | | | |
| | 94 | - | - | - | - | - | - | - | - | - | - | - | - | | | | | | | | | | |
| DEUTSCHLAND# | 92 | - | - | - | - | - | - | - | - | - | - | - | - | | | | | | | | | | |
| | 93 | - | - | - | - | - | - | - | - | - | - | - | - | | | | | | | | | | |
| DEUTSCHLAND | 92 | 173 | 152 | 144 | 120 | 86 | 64 | 41 | 23 | 23 | 23 | 22 | 13 | | | | | | | | | | |
| | 93 | 11 | 9 | 8 | 7 | 7 | 7 | 7 | 10 | 11 | 11 | 11 | 9 | | | | | | | | | | |
| | 94 | 8 | 6 | 6 | 6 | 5 | 5 | 5 | : | : | : | : | : | | | | | | | | | | |
| ELLADA | 92 | - | - | - | - | - | - | - | - | - | - | - | - | | | | | | | | | | |
| | 93 | - | - | - | - | - | - | - | - | - | - | - | - | | | | | | | | | | |
| | 94 | - | - | - | - | - | - | - | - | - | - | - | - | | | | | | | | | | |
| ESPANA | 92 | 20 | 15 | 10 | 10 | 9 | 6 | 4 | 2 | 2 | 2 | 1 | 1 | | | | | | | | | | |
| | 93 | 1 | 1 | 1 | 1 | 1 | 1 | 1 | 0 | 0 | 0 | 0 | 0 | | | | | | | | | | |
| | 94 | 0 | 0 | 0 | 0 | 0 | 0 | 0 | : | : | : | : | : | | | | | | | | | | |
| FRANCE | 92 | 17 | 17 | 17 | 17 | 6 | 3 | 2 | 1 | 0 | 0 | 0 | 0 | | | | | | | | | | |
| | 93 | 0 | 0 | 0 | 0 | 0 | 0 | 0 | 0 | 0 | 0 | 0 | 0 | | | | | | | | | | |
| | 94 | 0 | 0 | 0 | 0 | 0 | 0 | 0 | : | : | : | : | : | | | | | | | | | | |
| IRELAND | 92 | 164 | 157 | 147 | 137 | 121 | 83 | 70 | 53 | 42 | 42 | 42 | 32 | | | | | | | | | | |
| | 93 | 24 | 21 | 21 | 21 | 21 | 21 | 21 | 21 | 22 | 25 | 25 | 25 | | | | | | | | | | |
| | 94 | 25 | 25 | 32 | 39 | 45 | 63 | 73 | : | : | : | : | : | | | | | | | | | | |
| ITALIA | 92 | - | - | - | - | - | - | - | - | - | - | - | - | | | | | | | | | | |
| | 93 | - | - | - | - | - | - | - | - | - | - | - | - | | | | | | | | | | |
| | 94 | - | - | - | - | - | - | - | - | - | - | - | - | | | | | | | | | | |
| LUXEMBOURG | 92 | 1 | 1 | 1 | 1 | 1 | 0 | - | - | - | - | - | - | | | | | | | | | | |
| | 93 | - | - | - | - | - | - | - | - | - | - | - | - | | | | | | | | | | |
| | 94 | - | - | - | - | - | - | - | - | - | - | - | - | | | | | | | | | | |
| NEDERLAND | 92 | 2 | 2 | 2 | 2 | 2 | 2 | 1 | 1 | 1 | 1 | 1 | - | | | | | | | | | | |
| | 93 | - | - | - | - | - | - | - | - | - | - | - | - | | | | | | | | | | |
| | 94 | - | - | - | - | - | - | - | - | - | - | - | - | | | | | | | | | | |
| PORTUGAL | 92 | 0 | 0 | 0 | 0 | 0 | 0 | - | - | - | - | - | - | | | | | | | | | | |
| | 93 | - | - | - | - | - | - | - | - | - | - | - | - | | | | | | | | | | |
| | 94 | - | - | - | - | - | - | - | - | - | - | - | - | | | | | | | | | | |
| UNITED KINGDOM | 92 | 6 | 6 | 6 | 6 | 3 | 3 | 2 | 2 | 2 | 2 | 6 | 0 | | | | | | | | | | |
| | 93 | 0 | 0 | 0 | 0 | 0 | 0 | 0 | 0 | 1 | 1 | 2 | 2 | | | | | | | | | | |
| | 94 | 2 | 2 | 2 | 4 | 6 | 6 | 7 | : | : | : | : | : | | | | | | | | | | |

BUTTER
LAGERBESTAENDEBUTTER
STOCKSBEURRE
STOCKS

| | 1000 T | | | | | | | | | | | | TOTAL |
|-----------------|--------|-----|-----|-----|-----|-----|-----|-----|-----|-----|-----|-----|-------|
| | JAN | FEB | MAR | AVR | MAI | JUN | JUL | AUG | SEP | OCT | NOV | DEC | |
| EUR 12 | 92 | 284 | 272 | 287 | 284 | 298 | 322 | 342 | 345 | 334 | 295 | 278 | 241 |
| | 93 | 206 | 194 | 196 | 221 | 255 | 292 | 311 | 312 | 294 | 274 | 240 | 207 |
| | 94 | 186 | 154 | 162 | 187 | 208 | 231 | 258 | : | : | : | : | : |
| EUR 12* | 92 | 245 | 231 | 246 | 246 | 252 | 267 | 284 | 283 | 272 | 247 | 222 | 192 |
| | 93 | 167 | 156 | 157 | 182 | 213 | 245 | 266 | : | : | : | : | : |
| BELGIE/BELGIQUE | 92 | 9 | 7 | 4 | 8 | 15 | 21 | 28 | 34 | 33 | 28 | 24 | 16 |
| | 93 | 10 | 8 | 3 | 9 | 11 | 15 | 18 | 22 | 21 | 16 | 11 | 7 |
| | 94 | 5 | 3 | 1 | 3 | 6 | 12 | 18 | : | : | : | : | : |
| DANMARK | 92 | 7 | 5 | 7 | 8 | 8 | 8 | 8 | 7 | 7 | 7 | 4 | 4 |
| | 93 | 2 | 2 | 2 | 1 | 3 | 3 | 3 | 3 | 3 | 3 | 1 | 1 |
| | 94 | 0 | 0 | 1 | 2 | 2 | 3 | 3 | : | : | : | : | : |
| DEUTSCHLAND* | 92 | - | - | - | - | - | - | - | - | - | - | - | - |
| | 93 | - | - | - | - | - | - | - | - | - | - | - | - |
| DEUTSCHLAND | 92 | 39 | 41 | 41 | 39 | 46 | 55 | 58 | 62 | 62 | 47 | 55 | 49 |
| | 93 | 39 | 37 | 39 | 39 | 42 | 46 | 45 | 49 | 45 | 43 | 36 | 32 |
| | 94 | 29 | 23 | 19 | 25 | 30 | 33 | 38 | : | : | : | : | : |
| ELLADA | 92 | - | - | - | - | - | - | - | - | - | - | - | - |
| | 93 | - | - | - | - | - | - | - | - | - | - | - | - |
| | 94 | - | - | - | - | - | - | - | : | : | : | : | : |
| ESPANA | 92 | 41 | 39 | 39 | 32 | 30 | 30 | 30 | 32 | 33 | 34 | 35 | 35 |
| | 93 | 34 | 34 | 35 | 34 | 36 | 37 | 38 | 39 | 40 | 41 | 41 | 41 |
| | 94 | 40 | 40 | 40 | 40 | 39 | 39 | 39 | : | : | : | : | : |
| FRANCE | 92 | 9 | 7 | 17 | 26 | 35 | 40 | 40 | 33 | 24 | 19 | 13 | 10 |
| | 93 | 8 | 5 | 13 | 22 | 32 | 40 | 38 | 31 | 20 | 15 | 10 | 7 |
| | 94 | 4 | 1 | 13 | 23 | 33 | 37 | 39 | : | : | : | : | : |
| IRELAND | 92 | 117 | 111 | 112 | 91 | 77 | 71 | 68 | 72 | 75 | 71 | 67 | 63 |
| | 93 | 57 | 59 | 58 | 55 | 55 | 56 | 63 | 61 | 61 | 61 | 60 | 57 |
| | 94 | 56 | 54 | 56 | 55 | 51 | 54 | 59 | : | : | : | : | : |
| ITALIA | 92 | 9 | 10 | 11 | 11 | 11 | 11 | 11 | 10 | 10 | 9 | 9 | 8 |
| | 93 | 8 | 8 | 7 | 8 | 8 | 8 | 9 | 9 | 9 | 9 | 9 | 8 |
| | 94 | 8 | 8 | 8 | 8 | 9 | 9 | 9 | : | : | : | : | : |
| LUXEMBOURG | 92 | - | - | - | - | - | - | - | - | - | - | - | - |
| | 93 | - | - | - | - | - | - | - | - | - | - | - | - |
| | 94 | - | - | - | - | 0 | 0 | 0 | : | : | : | : | : |
| NEDERLAND | 92 | 31 | 30 | 36 | 46 | 51 | 61 | 72 | 73 | 70 | 62 | 59 | 44 |
| | 93 | 35 | 29 | 27 | 39 | 53 | 69 | 80 | 83 | 79 | 72 | 59 | 42 |
| | 94 | 32 | 15 | 19 | 24 | 31 | 34 | 40 | : | : | : | : | : |
| PORTUGAL | 92 | 1 | 1 | 1 | 1 | 1 | 2 | 2 | 1 | 2 | 2 | 2 | 2 |
| | 93 | 2 | 2 | 2 | 2 | 2 | 2 | 2 | 1 | 1 | 1 | 1 | 1 |
| | 94 | 1 | 1 | 1 | 1 | 1 | 1 | 1 | : | : | : | : | : |
| UNITED KINGDOM | 92 | 21 | 20 | 20 | 22 | 23 | 24 | 26 | 20 | 18 | 16 | 10 | 10 |
| | 93 | 10 | 10 | 10 | 12 | 12 | 15 | 15 | 14 | 14 | 13 | 12 | 11 |
| | 94 | 10 | 8 | 5 | 6 | 7 | 9 | 10 | : | : | : | : | : |

IV

Versorgungsbilanzen – Erhebungsergebnisse –
Vorausschätzungen

Supply balance-sheets – Survey results –
Forecasts

Bilans d'approvisionnement – Résultats d'enquêtes –
Prévisions

| SUPPLY BALANCE SHEET | | 05.12.94 | | | | | | | | | | BILAN D'APPROVISIONNEMENT | | | | | |
|----------------------------------|--------|----------|--------|-------|-------|-------|------|--------|--------|-----------------------------------|-------|---------------------------|-------|-------|----|---|----|
| MEAT (TOTAL) | | 1000 T | | | | | | | | | | VIANDE (TOTAL) | | | | | |
| I | I | I | I | I | I | I | I | I | I | I | I | I | I | I | I | I | I |
| EUR | EUR | EUR | UK | UK | D | DK | DK | GR | E | F | IRL | I | I | I | NL | P | UK |
| 12 | 12 | 12 | UK | UK | D | DK | DK | GR | E | F | IRL | I | I | I | NL | P | UK |
| GROSS INDIGENOUS PRODUCTION | | | | | | | | | | PRODUCTION INDIGENE BRUTE | | | | | | | |
| 1990 | : | 31205: | 1344 | 1616 | : | 5682 | 557 | 3683 | 6332 | 1009 | 3687 | 3056 | 689 | 3551 | | | |
| 1991 | 33939: | : | 1592* | 1706 | 7358 | : | 558 | 3828 | 6616 | 1057 | 3723 | 3091* | 701 | 3708 | | | |
| 1992 | 33807: | : | 1629 | 1845 | 6585 | : | 579 | 3877 | 6673 | 1098 | 3798: | 3177* | 707: | 3638 | | | |
| 1993 | : | : | 1692: | : | 6413 | : | : | 3994: | 6905 | : | 3787: | : | 744: | 3526: | | | |
| EXPORTS OF LIVE ANIMALS | | | | | | | | | | EXPORTATIONS D'ANIMAUX VIVANTS | | | | | | | |
| 1990 | : | 84: | 105 | 1 | : | 185 | 0 | 11 | 231 | 73 | 4 | 345 | 2 | 64 | | | |
| 1991 | 157: | : | 142* | 11 | 300 | : | 0 | 14 | 256 | 49 | 4 | 333* | 2 | 85 | | | |
| 1992 | 475: | : | 153 | 20 | 229 | : | 0 | 22 | 288 | 58 | 7: | 416* | 2: | 132 | | | |
| 1993 | : | : | 126: | : | 200 | : | : | 30: | 304 | : | 6: | : | 1: | 103: | | | |
| INTRA EUR | | | | | | | | | | INTRA EUR | | | | | | | |
| 1990 | : | : | 104 | 1 | : | 155 | 0 | 9 | 221 | 54 | 3 | 340 | -: | 63 | | | |
| 1991 | : | : | 141* | 11 | 208 | : | 0 | 14 | 249 | 43 | 3 | 327* | -: | 84 | | | |
| 1992 | : | : | 153 | 20 | 165 | : | 0 | 23 | 283 | 49 | 4: | 405* | -: | 129 | | | |
| 1993 | : | : | 126: | : | 126 | : | : | 29: | 292 | : | 4: | : | 1: | 101: | | | |
| IMPORTS OF LIVE ANIMALS | | | | | | | | | | IMPORTATIONS D'ANIMAUX VIVANTS | | | | | | | |
| 1990 | : | 669: | 176 | - | : | 556 | 17 | 56 | 141 | 8 | 481 | 120 | 7 | 45 | | | |
| 1991 | 234: | : | 175* | - | 151 | : | 21 | 61 | 160 | 25 | 489 | 148* | 7 | 35 | | | |
| 1992 | 534: | : | 187 | - | 245 | : | 18 | 75 | 141 | 32 | 463 | 179* | 8 | 38 | | | |
| 1993 | : | : | 167: | : | 211 | : | : | 50: | 107 | : | 459 | : | 7: | 28: | | | |
| INTRA EUR | | | | | | | | | | INTRA EUR | | | | | | | |
| 1990 | : | 938: | 167 | - | : | 106 | 1 | 53 | 127 | 8 | 323 | 109 | -: | 45 | | | |
| 1991 | 1039: | : | 173* | - | 127 | : | 2 | 59 | 150 | 25 | 323 | 146* | -: | 34 | | | |
| 1992 | 851: | : | 185 | - | 212 | : | 5 | 74 | 134 | 32 | -: | 172* | -: | 37 | | | |
| 1993 | : | : | 165: | : | 180 | : | : | 50: | 103 | : | 360 | : | 6: | 28: | | | |
| USABLE PRODUCTION | | | | | | | | | | PRODUCTION UTILISABLE | | | | | | | |
| 1990 | : | 31791 | 1415 | 1615 | : | 6053 | 574 | 3728 | 6242 | 944 | 4164 | 2831 | 694 | 3532 | | | |
| 1991 | 34015* | : | 1625* | 1695 | 7209 | : | 579 | 3875 | 6520 | 1033 | 4208 | 2906* | 706 | 3659 | | | |
| 1992 | 33865* | : | 1663 | 1825 | 6601 | : | 597 | 3931 | 6726 | 1072 | 4254 | 2940* | 713 | 3544 | | | |
| 1993 | : | : | 1733: | : | 6424 | : | : | 4014: | 6708 | : | 4240 | : | 750 | 3451: | | | |
| IMPORTS | | | | | | | | | | IMPORTATIONS | | | | | | | |
| 1990 | : | 1225: | 272 | 68 | : | 1513 | 252 | 157 | 1254 | 47 | 1057 | 258 | 90 | 1167 | | | |
| 1991 | 1185: | : | 265* | 72 | 1821 | : | 211 | 171 | 1273 | 56 | 1157 | 310* | 87 | 1137 | | | |
| 1992 | 1282: | : | 285 | 75 | 2089 | : | 288 | 181 | 1306 | 57 | 1237 | 361* | 115 | 1220 | | | |
| 1993 | : | : | 321: | : | 2062: | : | : | 170: | 1286: | : | 1152: | : | 109: | 1051: | | | |
| INTRA EUR | | | | | | | | | | INTRA EUR | | | | | | | |
| 1990 | : | 4910: | 208 | 62 | : | 1218 | 220 | 136 | 1098 | 47 | 877 | 185 | -: | 859 | | | |
| 1991 | 5376: | : | 208* | 67 | 1467 | : | 195 | 151 | 1127 | 56 | 986 | 241* | -: | 859 | | | |
| 1992 | 5932: | : | 228 | 71 | 1732 | : | 258 | 162 | 1155 | 57 | 1075 | 294* | -: | 900 | | | |
| 1993 | : | : | 262: | : | 1736: | : | : | 160: | 1155: | : | 1014: | : | 96: | 790: | | | |
| RESOURCES = USES | | | | | | | | | | RESSOURCES = EMPLOIS | | | | | | | |
| 1990 | : | 33016: | 1687 | 1683 | : | 7566 | 826 | 3884 | 7496 | 991 | 5221 | 3089 | 784 | 4699 | | | |
| 1991 | 35200: | : | 1890* | 1767 | 9031 | : | 790 | 4046 | 7793 | 1089 | 5365 | 3216* | 793 | 4796 | | | |
| 1992 | 35147: | : | 1948 | 1900 | 8689 | : | 885 | 4112 | 8032 | 1129 | 5491 | 3301* | 828 | 4764 | | | |
| 1993 | : | : | 2054: | : | 8486: | : | : | 4184: | 7994: | : | 5392: | : | 859: | 4502: | | | |
| EXPORTS | | | | | | | | | | EXPORTATIONS | | | | | | | |
| 1990 | : | 2157: | 689 | 1110 | : | 1168 | 5 | 61 | 1182 | 555 | 169 | 1763 | 8 | 356 | | | |
| 1991 | 2644: | : | 827* | 1226 | 1321 | : | 6 | 73 | 1384 | 623 | 262 | 1866* | 14 | 418 | | | |
| 1992 | 2416: | : | 881 | 1314 | 950 | : | 6 | 111 | 1572 | 768 | 338: | 1923* | 18: | 467 | | | |
| 1993 | : | : | 991: | : | 909: | : | : | 122: | 1784: | : | 274: | : | 20: | 536: | | | |
| INTRA EUR | | | | | | | | | | INTRA EUR | | | | | | | |
| 1990 | : | : | 627 | 711 | : | 542 | 2 | 50 | 642 | 338 | 105 | 1621 | -: | 310 | | | |
| 1991 | : | : | 758 | 758 | 551 | : | 2 | 50 | 734 | 342 | 128 | 1670* | -: | 354 | | | |
| 1992 | : | : | 790 | 869 | 550 | : | 2 | 82 | 924 | 487 | 155: | 1696* | -: | 416 | | | |
| 1993 | : | : | 868: | : | 500: | : | : | 102: | 1091: | : | 157: | : | 3: | 455: | | | |
| CHANGE IN STOCKS | | | | | | | | | | VARIATION DES STOCKS | | | | | | | |
| 1990 | : | 387 | 1 | 32 | : | 57 | 3 | 10 | 51 | 100 | 34 | 4 | 6 | 89 | | | |
| 1991 | 250* | : | 3* | -1 | -74 | : | -4 | -10 | 104 | 112 | 19 | 3* | 2 | 96 | | | |
| 1992 | 158* | : | -4 | 25 | 50 | : | - | 9 | 62 | 9 | 1 | 2* | 8 | -4 | | | |
| 1993 | : | : | -2: | : | -127: | : | : | -8: | -95: | : | -32: | : | 15 | -36: | | | |
| TOTAL DOMESTIC USES | | | | | | | | | | UTILISATION INTERIEURE TOTALE | | | | | | | |
| 1990 | : | 30472: | 997 | 541 | : | 6340 | 818 | 3813 | 6263 | 336 | 5018 | 1322 | 770 | 4253 | | | |
| 1991 | 32306: | : | 1060* | 542 | 7784 | : | 788 | 3983 | 6305 | 354 | 5084 | 1347* | 777 | 4282 | | | |
| 1992 | 32574: | : | 1071 | 561 | 7689 | : | 879 | 3993 | 6398 | 352 | 5152: | 1376* | 802: | 4301 | | | |
| 1993 | : | : | 1065: | : | 7704: | : | : | 4070: | 6305: | : | 5150: | : | 824: | 4002: | | | |
| HUMAN CONSUMPTION 1) | | | | | | | | | | CONSOMMATION HUMAINE 1) | | | | | | | |
| 1990 | : | 30472 | 997 | 541 | : | 6340 | 818 | 3813 | 6263 | 336 | 5018 | 1322 | 770 | 4253 | | | |
| 1991 | 32306* | : | 1060* | 542 | 7784 | : | 788 | 3903 | 6305 | 354 | 5084 | 1347* | 777 | 4282 | | | |
| 1992 | 32574: | : | 1071 | 561 | 7689 | : | 879 | 3993 | 6398 | 352 | 5152: | 1376* | 802: | 4301 | | | |
| 1993 | : | : | 1065: | : | 7704: | : | : | 4070: | 6305: | : | 5150: | : | 824: | 4002: | | | |
| SELF-SUFFICIENCY (%) | | | | | | | | | | AUTO-APPROVISIONNEMENT (%) | | | | | | | |
| 1990 | : | 102,4: | 134,8 | 298,7 | : | 89,6 | 68,1 | 96,6 | 101,1 | 300,3 | 73,5 | 231,2 | 89,5 | 83,5 | | | |
| 1991 | 105,1: | : | 150,2* | 314,8 | 94,5 | : | 70,8 | 96,1 | 104,9 | 298,6 | 73,2 | 229,5* | 90,2 | 86,6 | | | |
| 1992 | 103,8: | : | 152,1 | 328,9 | 85,6 | : | 65,9 | 97,1 | 107,4 | 311,9 | 73,7: | 230,9* | 88,2: | 84,6 | | | |
| 1993 | : | : | 158,9: | : | 83,2: | : | : | 98,1: | 109,5: | : | 73,5: | : | 90,3: | 88,1: | | | |
| HUMAN CONSUMPTION (KG/HEAD/YEAR) | | | | | | | | | | CONSOMMATION HUMAINE (KG/TETE/AN) | | | | | | | |
| 1990 | : | 92,9 | 96,2 | 105,3 | : | 100,5 | 80,8 | 97,9 | 111,0 | 95,9 | 87,0 | 88,4 | 74,3 | 74,1 | | | |
| 1991 | 93,5* | : | 102,0* | 105,8 | 97,3 | : | 77,1 | 102,1 | 110,5 | 100,5 | 88,0 | 89,4* | 78,9 | 74,4 | | | |
| 1992 | 94,1: | : | 102,6 | 108,5 | 95,4 | : | 65,3 | 102,2 | 111,5 | 99,2 | 90,6: | 90,6* | 81,0: | 74,3 | | | |
| 1993 | : | : | 102,0: | : | 95,6: | : | : | 104,1: | 109,9: | : | 90,6: | : | 83,2: | 69,2: | | | |

1) QUANTITIES AVAILABLE FOR CONSUMPTION

1) QUANTITES DISPONIBLES POUR LA CONSOMMATION

MEAT : PORK

1000 T

VIANDE DE PORCS

| | I EUR | I EUR | I 12# | I UEBL | I OK | I D | I D# | I GR | I E | I F | I IRL | I I | I I | I NL | I P | I UK |
|----------------------------------|----------|----------|----------|-----------|---------|--------|---------|---------|--------|--------|----------|--------|--------|---------|-----------------------------------|---------|
| GROSS INDIGENOUS PRODUCTION | | | | | | | | | | | | | | | | |
| 1990 | : | 13338: | 747 | 1208 | : | 3142 | 147 | 1772 | 1817 | 160 | 1211 | 1904 | 278 | 953 | PRODUCTION INDIGENE BRUTE | |
| 1991 | 14395: | : | 893 | 1272 | 3891 | : | 153 | 1869 | 1860 | 169 | 1224 | 1806* | 263 | 995 | | |
| 1992 | 14427: | : | 934 | 1383 | 3565 | : | 153 | 1932 | 1950 | 188 | 1228 | 1865* | 265: | 994 | | |
| 1993 | : | : | 976 | : | 3647 | : | : | 2082 | 2134 | : | 1265: | : | 304: | 1018 | | |
| EXPORTS OF LIVE ANIMALS | | | | | | | | | | | | | | | | |
| 1990 | : | 19: | 47 | 1 | : | 59 | - | 6 | 14 | 3 | 1 | 249 | - | 10 | EXPORTATIONS D'ANIMAUX VIVANTS | |
| 1991 | 10: | : | 63 | 7 | 65 | : | : | 10 | 13 | 5 | 1 | 230* | - | 21 | | |
| 1992 | 118: | : | 69 | 13 | 43 | : | : | 13 | 20 | 7 | 1 | 299* | -: | 35 | | |
| 1993 | : | : | 57 | : | 40 | : | : | 21 | 24 | : | -: | : | -: | 15 | | |
| INTRA EUR | | | | | | | | | | | | | | | | |
| 1990 | : | : | 47 | 1 | : | 46 | - | 6 | 13 | 3 | 1 | 249 | - | 10 | INTRA EUR | |
| 1991 | : | : | 63 | 7 | 57 | : | - | 10 | 13 | 5 | 1 | 230* | - | 21 | | |
| 1992 | : | : | 69 | 13 | 42 | : | - | 13 | 20 | 7 | -: | 299* | -: | 34 | | |
| 1993 | : | : | 57 | : | 40 | : | : | 21 | 24 | : | -: | : | -: | 14 | | |
| IMPORTS OF LIVE ANIMALS | | | | | | | | | | | | | | | | |
| 1990 | : | 215: | 87 | - | : | 274 | 0 | 23 | 68 | 2 | 122 | 5 | 1 | 4 | IMPORTATIONS D'ANIMAUX VIVANTS | |
| 1991 | 6: | : | 84 | - | 92 | : | 0 | 19 | 71 | 17 | 109 | 15* | - | 5 | | |
| 1992 | 115: | : | 87 | - | 162 | : | 0 | 23 | 64 | 22 | 115 | 18* | - | 6 | | |
| 1993 | : | : | 74 | : | 140 | : | : | 23 | 41 | : | 106 | : | 3 | 4 | | |
| INTRA EUR | | | | | | | | | | | | | | | | |
| 1990 | : | 371: | 86 | - | : | 71 | 0 | 23 | 67 | 2 | 113 | 5 | -: | 4 | INTRA EUR | |
| 1991 | 406: | : | 84 | - | 90 | : | 0 | 18 | 71 | 17 | 105 | 15* | -: | 5 | | |
| 1992 | 382: | : | 87 | - | 162 | : | 0 | 23 | 64 | 22 | -: | 18* | -: | 6 | | |
| 1993 | : | : | 74 | : | 140 | : | : | 23 | 41 | : | 106 | : | 3 | 4 | | |
| USABLE PRODUCTION | | | | | | | | | | | | | | | | |
| 1990 | : | 13534 | 787 | 1207 | : | 3357 | 147 | 1789 | 1871 | 159 | 1332 | 1660 | 279 | 946 | PRODUCTION UTILISABLE | |
| 1991 | 14391* | : | 914 | 1265 | 3918 | : | 153 | 1877 | 1918 | 181 | 1332 | 1591* | 263 | 979 | | |
| 1992 | 14425* | : | 952 | 1370 | 3684 | : | 153 | 1912 | 1994 | 203 | 1342 | 1584* | 265 | 965 | | |
| 1993 | : | : | 993 | : | 3747 | : | : | 2084 | 2151 | : | 1371 | : | 307 | 1006 | | |
| IMPORTS | | | | | | | | | | | | | | | | |
| 1990 | : | 74: | 75 | 14 | : | 673 | 67 | 54 | 440 | 18 | 523 | 48 | 23 | 495 | IMPORTATIONS | |
| 1991 | 68: | : | 57 | 10 | 822 | : | 57 | 64 | 444 | 19 | 545 | 70* | 28 | 480 | | |
| 1992 | 85: | : | 66 | 9 | 962 | : | 84 | 59 | 449 | 19 | 604 | 77* | 44 | 461 | | |
| 1993 | : | : | 80 | : | 1030 | : | : | 49 | 410 | : | 603 | : | 35 | 440 | | |
| INTRA EUR | | | | | | | | | | | | | | | | |
| 1990 | : | 2157: | 72 | 13 | : | 648 | 65 | 52 | 434 | 18 | 516 | 47 | -: | 492 | INTRA EUR | |
| 1991 | 2528: | : | 55 | 9 | 802 | : | 56 | 61 | 439 | 19 | 541 | 70* | -: | 475 | | |
| 1992 | 2749: | : | 65 | 8 | 939 | : | 84 | 55 | 444 | 19 | 601 | 77* | -: | 457 | | |
| 1993 | : | : | 80 | : | 1019 | : | : | 47 | 408 | : | 603 | : | 35 | 438 | | |
| RESOURCES = USES | | | | | | | | | | | | | | | | |
| 1990 | : | 13608: | 862 | 1221 | : | 4030 | 214 | 1843 | 2311 | 177 | 1855 | 1708 | 302 | 1441 | RESSOURCES = EMPLOIS | |
| 1991 | 14459: | : | 971 | 1275 | 4740 | : | 210 | 1941 | 2362 | 200 | 1877 | 1661* | 291 | 1458 | | |
| 1992 | 14510: | : | 1018 | 1379 | 4646 | : | 238 | 1971 | 2443 | 222 | 1946 | 1661* | 309 | 1426 | | |
| 1993 | : | : | 1073 | : | 4777 | : | : | 2133 | 2561 | : | 1974 | : | 342 | 1446 | | |
| EXPORTS | | | | | | | | | | | | | | | | |
| 1990 | : | 701: | 394 | 872 | : | 387 | 1 | 10 | 210 | 53 | 41 | 1027 | 5 | 59 | EXPORTATIONS | |
| 1991 | 635: | : | 477 | 967 | 254 | : | 1 | 15 | 252 | 66 | 44 | 998* | 6 | 83 | | |
| 1992 | 478: | : | 492 | 1027 | 159 | : | 2 | 32 | 295 | 81 | 46 | 991* | 5 | 98 | | |
| 1993 | : | : | 549 | : | 195 | : | : | 61 | 367 | : | 56 | : | 8 | 107 | | |
| INTRA EUR | | | | | | | | | | | | | | | | |
| 1990 | : | : | 382 | 561 | : | 139 | 0 | 6 | 172 | 47 | 32 | 974 | -: | 56 | INTRA EUR | |
| 1991 | 2711: | : | 55 | 810 | 257 | : | 11 | 11 | 115 | 35 | 35 | 844* | -: | 70 | | |
| 1992 | : | : | 478 | 702 | 147 | : | 0 | 27 | 261 | 73 | 38 | 940* | -: | 95 | | |
| 1993 | : | : | 516 | : | 134 | : | : | 52 | 306 | : | 46 | : | 1 | 101 | | |
| CHANGE IN STOCKS | | | | | | | | | | | | | | | | |
| 1990 | : | 24 | 3 | 19 | : | - | 0 | - | - | - | - | - | 1 | 1 | VARIATION DES STOCKS | |
| 1991 | -36* | : | -3 | -26 | -4 | : | -1 | - | - | - | - | -* | -3 | 0 | | |
| 1992 | 17* | : | - | 18 | : | : | - | - | - | - | - | -* | 4 | -5 | | |
| 1993 | : | : | - | : | 1 | : | : | - | - | : | - | : | 12 | 3 | | |
| TOTAL DOMESTIC USES | | | | | | | | | | | | | | | | |
| 1990 | : | 12883: | 465 | 330 | : | 3643 | 213 | 1834 | 2101 | 124 | 1814 | 681 | 296 | 1381 | UTILISATION INTERIEURE TOTALE | |
| 1991 | 13860: | : | 497 | 334 | 4490 | : | 210 | 1926 | 2110 | 134 | 1833 | 663* | 288 | 1375 | | |
| 1992 | 14015: | : | 526 | 334 | 4487 | : | 236 | 1940 | 2148 | 141 | 1900 | 670* | 300 | 1333 | | |
| 1993 | : | : | 524 | : | 4581 | : | : | 2072 | 2194 | : | 1918 | : | 322 | 1336 | | |
| HUMAN CONSUMPTION 1) | | | | | | | | | | | | | | | | |
| 1990 | : | 12883 | 465 | 330 | : | 3643 | 213 | 1834 | 2101 | 124 | 1814 | 681 | 296 | 1381 | CONSUMMATION HUMAINE 1) | |
| 1991 | 13860* | : | 497 | 334 | 4490 | : | 210 | 1926 | 2110 | 134 | 1833 | 663* | 288 | 1375 | | |
| 1992 | 14015* | : | 526 | 334 | 4487 | : | 236 | 1940 | 2148 | 141 | 1900 | 670* | 300 | 1333 | | |
| 1993 | : | : | 524 | : | 4581 | : | : | 2072 | 2194 | : | 1918 | : | 322 | 1336 | | |
| SELF-SUFFICIENCY (%) | | | | | | | | | | | | | | | | |
| 1990 | : | 103,5: | 160,6 | 366,1 | : | 86,2 | 68,9 | 96,6 | 86,5 | 129,0 | 66,8 | 279,6 | 93,9 | 69,0 | AUTO-APPROVISIONNEMENT (%) | |
| 1991 | 103,9: | : | 179,7 | 380,8 | 86,7 | : | 72,7 | 97,0 | 88,2 | 126,1 | 66,8 | 272,4* | 91,3 | 72,3 | | |
| 1992 | 102,9: | : | 177,6 | 414,1 | 79,5 | : | 64,8 | 98,1 | 90,8 | 133,3 | 64,6 | 278,4* | 88,3 | 74,5 | | |
| 1993 | : | : | 186,3 | : | 79,6 | : | : | 100,5 | 97,3 | : | 66,0: | : | 94,4: | 76,2 | | |
| HUMAN CONSUMPTION (KG/HEAD/YEAR) | | | | | | | | | | | | | | | | |
| 1990 | : | 39,3 | 44,9 | 64,2 | : | 57,8 | 21,0 | 47,1 | 37,2 | 35,4 | 31,5 | 45,5 | 28,6 | 24,1 | CONSUMMATION HUMAINE (KG/TETE/AN) | |
| 1991 | 40,1* | : | 47,8 | 65,2 | 56,1 | : | 20,6 | 49,4 | 37,0 | 38,0 | 31,7 | 44,0* | 29,2 | 23,9 | | |
| 1992 | 40,5* | : | 50,4 | 64,6 | 55,7 | : | 22,9 | 49,6 | 37,4 | 39,7 | 33,4 | 44,1* | 30,3 | 23,0 | | |
| 1993 | : | : | 50,2 | : | 56,9 | : | : | 53,0 | 38,2 | : | 33,7 | : | 32,5 | 23,1 | | |
| SLAUGHTER WEIGHT (KG/CARCASS) | | | | | | | | | | | | | | | | |
| 1990 | : | 83,3 | 93,5 | 73,5 | : | 88,6 | 64,9 | 75,6 | 87,8 | 66,0 | 109,9 | 83,3 | 71,2 | 66,7 | POIDS A L'ABATTAGE (KG/CARCASSE) | |
| 1991 | 84,0 | 83,6 | 90,5 | 74,1 | 89,9 | : | 89,0 | 64,6 | 75,9 | 88,7 | 66,8 | 109,3 | 84,8 | 68,4 | | |
| 1992 | 84,1 | : | 90,4 | 75,3 | 90,4 | : | 63,7 | 76,8 | 88,8 | 68,1 | 108,3 | 84,4 | 68,8 | 67,7 | | |
| 1993 | 84,8 | : | 89,5 | 75,5 | 91,3 | : | 63,1 | 77,6 | 89,2 | 69,1 | 112,0 | 85,9 | 70,7 | 68,4 | | |

1) QUANTITIES AVAILABLE FOR CONSUMPTION

1) QUANTITES DISPONIBLES POUR LA CONSOMMATION

MEAT : SHEEP AND GOATS

1000 T

VIANDE DE MOUTONS ET CHEVRES

| | I EUR | I EUR | I UEBL | I DK | I D | I D# | I GR | I E | I F | I IRL | I I | I I | I NL | I P | I UK |
|---|----------|----------|-----------|---------|--------|---------|---------|--------|--------|----------|--------|--------|---------|--------|---------|
| GROSS INDIGENOUS PRODUCTION | | | | | | | | | | | | | | | |
| 1990 | : | 1152: | 3 | 1 | : | 29 | 128 | 223 | 177 | 85 | 56 | 30 | 28 | 391 | |
| 1991 | 1221: | : | 4 | 2 | 63 | : | 124 | 232 | 169 | 91 | 53 | 31* | 30 | 417 | |
| 1992 | 1181: | : | 3 | 2 | 45 | : | 129 | 235 | 156 | 94 | 59: | 28* | 27 | 402 | |
| 1993 | : | : | 3 | : | 40 | : | : | 228 | 156 | : | 59: | : | 26 | 379 | |
| EXPORTS OF LIVE ANIMALS | | | | | | | | | | | | | | | |
| 1990 | : | 15: | 7 | - | : | 10 | 0 | 2 | 10 | 5 | - | 15 | 1 | 23 | |
| 1991 | 24: | : | 5 | - | 16 | : | 0 | 2 | 12 | 4 | - | 15* | 1 | 33 | |
| 1992 | 38: | : | 6 | - | 6 | : | 0 | 2 | 13 | 6 | -: | 12* | 1 | 52 | |
| 1993 | : | : | 4 | : | 3 | : | : | 5 | 10 | : | -: | : | - | 46 | |
| INTRA EUR | | | | | | | | | | | | | | | |
| 1990 | : | : | 7 | - | : | 9 | - | 1 | 10 | 5 | - | 15 | -: | 23 | |
| 1991 | : | : | 5 | - | 11 | : | 2 | 12 | 4 | 4 | - | 15* | -: | 33 | |
| 1992 | : | : | 6 | - | 6 | : | - | 3 | 13 | 6 | -: | 12* | -: | 52 | |
| 1993 | : | : | 4 | : | 3 | : | : | 5 | 10 | : | -: | : | - | 46 | |
| IMPORTS OF LIVE ANIMALS | | | | | | | | | | | | | | | |
| 1990 | : | 46: | 11 | - | : | 18 | 1 | 12 | 27 | 2 | 29 | 1 | 1 | 2 | |
| 1991 | 26: | : | 9 | - | 4 | : | 4 | 13 | 28 | 2 | 27 | -* | 1 | 2 | |
| 1992 | 34: | : | 9 | - | 4 | : | 3 | 14 | 29 | 1 | 27 | 1* | 1 | 4 | |
| 1993 | : | : | 5 | : | 4 | : | : | 17 | 17 | : | 22 | : | 1 | 5 | |
| INTRA EUR | | | | | | | | | | | | | | | |
| 1990 | : | 59: | 9 | - | : | - | 0 | 11 | 25 | 2 | 8 | 1 | -: | 2 | |
| 1991 | 64: | : | 9 | - | 0 | : | 1 | 13 | 27 | 2 | 10 | -* | -: | 1 | |
| 1992 | 60: | : | 8 | - | 2 | : | 2 | 13 | 29 | 1 | -: | 1* | -: | 4 | |
| 1993 | : | : | 4 | : | 2 | : | : | 17 | 17 | : | 10 | : | 1 | 5 | |
| USABLE PRODUCTION | | | | | | | | | | | | | | | |
| 1990 | : | 1183 | 7 | 1 | : | 37 | 129 | 234 | 194 | 82 | 85 | 16 | 28 | 370 | |
| 1991 | 1222* | : | 8 | 2 | 50 | : | 128 | 244 | 185 | 89 | 85 | 16* | 30 | 386 | |
| 1992 | 1177* | : | 6 | 2 | 44 | : | 132 | 247 | 172 | 89 | 86 | 17* | 27 | 355 | |
| 1993 | : | : | 4 | : | 41 | : | : | 240 | 163 | : | 81 | : | 27 | 338 | |
| IMPORTS | | | | | | | | | | | | | | | |
| 1990 | : | 255: | 18 | 4 | : | 33 | 17 | 19 | 126 | - | 22 | 6 | 10 | 155 | |
| 1991 | 230: | : | 18 | 3 | 35 | : | 14 | 18 | 141 | - | 22 | 5* | 11 | 121 | |
| 1992 | 242: | : | 20 | 3 | 41 | : | 21 | 21 | 156 | - | 22 | 8* | 12 | 129 | |
| 1993 | : | : | 24 | : | 43 | : | : | 15 | 163 | : | 22 | : | 6 | 127 | |
| INTRA EUR | | | | | | | | | | | | | | | |
| 1990 | : | 154: | 11 | - | : | 4 | 0 | 6 | 114 | - | 10 | 2 | -: | 7 | |
| 1991 | 158: | : | 12 | - | 4 | : | 9 | 4 | 117 | - | 10 | 2* | -: | 1 | |
| 1992 | 190: | : | 13 | - | 7 | : | 2 | 10 | 132 | - | 11 | 3* | -: | 12 | |
| 1993 | : | : | 14 | : | 9 | : | : | 10 | 141 | : | 15 | : | 4 | 7 | |
| RESOURCES = USES | | | | | | | | | | | | | | | |
| 1990 | : | 1438: | 25 | 5 | : | 70 | 146 | 253 | 320 | 82 | 107 | 22 | 38 | 525 | |
| 1991 | 1452: | : | 26 | 5 | 84 | : | 142 | 261 | 326 | 89 | 107 | 21* | 41 | 507 | |
| 1992 | 1419: | : | 26 | 5 | 84 | : | 154 | 268 | 328 | 89 | 108 | 25* | 39 | 483 | |
| 1993 | : | : | 28 | : | 84 | : | : | 254 | 326 | : | 103 | : | 33 | 465 | |
| EXPORTS | | | | | | | | | | | | | | | |
| 1990 | : | 10: | 5 | - | : | 3 | 1 | 4 | 7 | 55 | 3 | 6 | - | 82 | |
| 1991 | 18: | : | 4 | - | 10 | : | 0 | 7 | 7 | 61 | 1 | 6* | - | 80 | |
| 1992 | 33: | : | 5 | - | 2 | : | 0 | 5 | 7 | 89 | 2 | 7* | - | 107 | |
| 1993 | : | : | 6 | : | 2 | : | : | 7 | 9 | : | -: | : | - | 97 | |
| INTRA EUR | | | | | | | | | | | | | | | |
| 1990 | : | : | 5 | - | : | 2 | 0 | 4 | 6 | 55 | 2 | 6 | -: | 79 | |
| 1991 | : | : | 4 | - | : | 0 | 0 | 0 | 0 | 61 | 1 | 6* | -: | 78 | |
| 1992 | : | : | 5 | - | 1 | : | 0 | 5 | 6 | 63 | 2 | 7* | -: | 105 | |
| 1993 | : | : | 6 | : | 1 | : | : | 6 | 8 | : | -: | : | - | 95 | |
| CHANGE IN STOCKS | | | | | | | | | | | | | | | |
| 1990 | : | 11 | - | - | : | - | 2 | - | 1 | - | 1 | - | 1 | 6 | |
| 1991 | -4* | : | - | - | : | - | -3 | - | -1 | - | - | -* | 1 | -2 | |
| 1992 | -10* | : | - | - | : | - | - | - | - | - | - | -* | - | -10 | |
| 1993 | : | : | -: | - | : | - | : | - | - | : | - | : | - | 6 | |
| TOTAL DOMESTIC USES | | | | | | | | | | | | | | | |
| 1990 | : | 1417: | 20 | 5 | : | 67 | 144 | 249 | 312 | 27 | 103 | 16 | 37 | 437 | |
| 1991 | 1438: | : | 22 | 5 | 74 | : | 145 | 255 | 320 | 28 | 106 | 15* | 40 | 428 | |
| 1992 | 1395: | : | 21 | 5 | 83 | : | 153 | 263 | 321 | - | 106 | 18* | 39 | 386 | |
| 1993 | : | : | 22: | : | 82 | : | : | 247 | 317 | : | 103: | : | 33 | 363 | |
| HUMAN CONSUMPTION 1) | | | | | | | | | | | | | | | |
| 1990 | : | 1417 | 20 | 5 | : | 67 | 144 | 249 | 312 | 27 | 103 | 16 | 37 | 437 | |
| 1991 | 1438* | : | 22 | 5 | 74 | : | 145 | 255 | 320 | 28 | 106 | 15* | 40 | 428 | |
| 1992 | 1395* | : | 21 | 5 | 83 | : | 153 | 263 | 321 | - | 106 | 18* | 39 | 386 | |
| 1993 | : | : | 22: | : | 82 | : | : | 247 | 317 | : | 103: | : | 33 | 363 | |
| SELF-SUFFICIENCY (%) | | | | | | | | | | | | | | | |
| 1990 | : | 81,3: | 15,0 | 20,0 | : | 43,3 | 89,4 | 89,8 | 56,7 | 314,8 | 54,4 | 187,5 | 75,7 | 89,5 | |
| 1991 | 84,9: | : | 18,2 | 40,0 | 84,7 | : | 85,9 | 91,1 | 52,8 | 325,0 | 54,7 | 206,7* | 75,0 | 97,2 | |
| 1992 | 84,6: | : | 14,3 | 40,0 | 54,7 | : | 84,4 | 89,4 | 40,6 | 325,0 | 55,7: | 155,6* | 69,2 | 104,2 | |
| 1993 | : | : | 13,6: | : | 48,7 | : | : | 92,1 | 49,2 | : | 57,3: | : | 70,8 | 104,6 | |
| HUMAN CONSUMPTION (KG/HEAD/YEAR) | | | | | | | | | | | | | | | |
| 1990 | : | 4,3 | 1,9 | 1,0 | : | 1,1 | 14,2 | 6,4 | 5,5 | 7,7 | 1,8 | 1,1 | 3,6 | 7,6 | |
| 1991 | 4,2* | : | 2,1 | 1,0 | 0,9 | : | 14,2 | 6,5 | 5,6 | 7,9 | 1,8 | 1,0* | 4,1 | 7,4 | |
| 1992 | 4,0* | : | 2,0 | 1,0 | 1,0 | : | 14,9 | 6,7 | 5,6 | - | 1,9 | 1,2* | 3,9 | 6,7 | |
| 1993 | : | : | 2,1: | : | 1,0 | : | : | 6,3 | 5,5 | : | 1,6: | : | 3,3 | 6,3 | |
| SLAUGHTER HEIGHT (KG/CARCASS) | | | | | | | | | | | | | | | |
| 1990 | : | 14,4: | 27,0: | 22,6 | : | 19,8 | 10,6 | 11,0 | 17,2 | 22,0 | 9,9 | 24,3 | 10,2 | 18,5: | |
| 1991 | 14,2: | 14,1: | 19,9: | 21,2 | 20,7 | 19,2 | 10,6 | 10,8 | 17,0 | 21,9 | 8,8 | 24,1 | 10,8 | 18,4: | |
| 1992 | 14,0: | : | 20,1: | 22,3 | 19,3 | : | 10,6 | 10,8 | 17,2 | 21,7 | 8,8 | 23,7 | 10,2 | 18,6: | |
| 1993 | 13,9: | : | 20,0: | 21,5: | 18,5 | : | 10,4 | 10,7 | 16,6 | 21,0 | 9,1 | 23,2 | 10,5 | 18,5: | |

MEAT : HORSES

1000 T

VIANDE D'EQUIDES

| | I I | I EUR 12 | I EUR 12* | I UEBL | I DK | I D | I D* | I GR | I E | I F | I IRL | I I | I I | I NL | I P | I UK | | |
|----------------------------------|--------|-------------|--------------|-----------|---------|---------|---------|---------|--------|--------|----------|--------|--------|---------|---------|---------|-----------------------------------|--|
| GROSS INDIGENOUS PRODUCTION | | | | | | | | | | | | | | | | | PRODUCTION INDIGENE BRUTE | |
| 1990 | : | 42: | | 1 | 1 | : | 4 | 0 | 7 | 10 | - | 15 | 3 | 1 | -1 | | | |
| 1991 | 46: | : | | 1 | 2 | 4 | : | 0 | 7 | 11 | - | 17 | 2* | 1 | 1 | | | |
| 1992 | 49: | : | | 1 | 2 | 2 | : | 0 | 7 | 10 | - | 22: | 2* | 1 | 2 | | | |
| 1993 | : | : | | 2 | : | 2 | : | : | 8 | 9 | - | 22: | : | 1 | 0 | | | |
| EXPORTS OF LIVE ANIMALS | | | | | | | | | | | | | | | | | EXPORTATIONS D'ANIMAUX VIVANTS | |
| 1990 | : | -: | | 1 | - | : | 3 | 0 | - | 4 | - | - | 3 | - | 2 | | | |
| 1991 | -: | : | | 1 | 1 | 3 | : | 0 | - | 4 | - | - | 2* | - | 2 | | | |
| 1992 | 6: | : | | 1 | 1 | 2 | : | 0 | 0 | 4 | - | -: | 2* | - | 3 | | | |
| 1993 | : | : | | 1 | : | 1 | : | : | 1 | 3 | : | -: | : | - | 1 | | | |
| INTRA EUR | | | | | | | | | | | | | | | | | INTRA EUR | |
| 1990 | : | : | | 1 | - | : | 2 | 0 | - | 3 | - | - | 2 | -: | 2 | | | |
| 1991 | : | : | | 1 | 1 | 2 | : | 0 | - | 3 | - | - | 2* | -: | 1 | | | |
| 1992 | : | : | | 1 | 1 | 1 | : | 0 | 0 | 4 | - | -: | 2* | -: | 1 | | | |
| 1993 | : | : | | 1 | : | 1 | : | : | 1 | 3 | : | -: | : | - | 0 | | | |
| IMPORTS OF LIVE ANIMALS | | | | | | | | | | | | | | | | | IMPORTATIONS D'ANIMAUX VIVANTS | |
| 1990 | : | 46: | | 3 | - | : | 3 | 0 | 0 | 7 | - | 42 | 1 | - | 2 | | | |
| 1991 | 45: | : | | 3 | - | 4 | : | 0 | 0 | 7 | - | 41 | 1* | - | 2 | | | |
| 1992 | 50: | : | | 2 | - | 5 | : | 0 | 1 | 7 | - | 40 | 1* | - | 2 | | | |
| 1993 | : | : | | 2 | : | 3 | : | : | 0 | 6 | : | 38 | : | - | 0 | | | |
| INTRA EUR | | | | | | | | | | | | | | | | | INTRA EUR | |
| 1990 | : | 13: | | 2 | - | : | 1 | 0 | 0 | 2 | - | 5 | 1 | -: | 2 | | | |
| 1991 | 12: | : | | 2 | - | 1 | : | 0 | 0 | 2 | - | 5 | 1* | -: | 1 | | | |
| 1992 | 7: | : | | 2 | - | 1 | : | 0 | 1 | 2 | - | -: | -* | -: | 2 | | | |
| 1993 | : | : | | 2 | : | 0 | : | : | 0 | 2 | : | 3 | : | -: | 0 | | | |
| USABLE PRODUCTION | | | | | | | | | | | | | | | | | PRODUCTION UTILISABLE | |
| 1990 | : | 87 | | 3 | 1 | : | 4 | - | 7 | 13 | - | 57 | 1 | 1 | 0 | | | |
| 1991 | 91* | : | | 3 | 1 | 5 | : | - | 8 | 14 | - | 53 | 1* | 1 | 1 | | | |
| 1992 | 93* | : | | 2 | 1 | 5 | : | - | 8 | 13 | - | 62 | 1* | 1 | 0 | | | |
| 1993 | : | : | | 3 | : | 5 | : | : | 7 | 12 | : | 60 | : | 1 | - | | | |
| IMPORTS | | | | | | | | | | | | | | | | | IMPORTATIONS | |
| 1990 | : | 119: | | 39 | - | : | 1 | 0 | - | 45 | - | 19 | 25 | - | 1 | | | |
| 1991 | 103: | : | | 36 | - | 0 | : | - | - | 39 | - | 17 | 23* | - | - | | | |
| 1992 | 96: | : | | 34 | - | 0 | : | - | 0 | 35 | - | 16 | 24* | - | 1 | | | |
| 1993 | : | : | | 40 | - | 0 | : | : | 0 | 31 | : | 16 | : | - | - | | | |
| INTRA EUR | | | | | | | | | | | | | | | | | INTRA EUR | |
| 1990 | : | 11: | | 4 | - | : | - | 0 | - | 2 | - | 1 | 3 | -: | 1 | | | |
| 1991 | 12: | : | | 4 | - | 0 | : | - | - | 2 | - | 2 | 4* | -: | - | | | |
| 1992 | 14: | : | | 4 | - | 0 | : | - | 0 | 2 | - | 3 | 4* | -: | 1 | | | |
| 1993 | : | : | | 3 | : | 0 | : | : | 0 | - | : | 4 | : | - | 0 | | | |
| RESOURCES = USES | | | | | | | | | | | | | | | | | RESSOURCES = EMPLOIS | |
| 1990 | : | 206: | | 42 | 1 | : | 5 | 0 | 7 | 58 | - | 76 | 26 | 1 | 1 | | | |
| 1991 | 195: | : | | 39 | 1 | 5 | : | - | 8 | 53 | - | 75 | 24* | 1 | 1 | | | |
| 1992 | 189: | : | | 36 | 1 | 5 | : | - | 8 | 48 | - | 78 | 25* | 1 | 1 | | | |
| 1993 | : | : | | 43 | : | 5 | : | : | 8 | 43 | : | 76 | : | 1 | - | | | |
| EXPORTS | | | | | | | | | | | | | | | | | EXPORTATIONS | |
| 1990 | : | 7: | | 12 | - | : | 0 | - | 0 | - | - | - | 5 | - | 2 | | | |
| 1991 | 8: | : | | 14 | - | 0 | : | - | - | - | - | - | 5* | - | 1 | | | |
| 1992 | 12: | : | | 15 | - | 5 | : | - | - | - | 1 | -: | 4* | - | 1 | | | |
| 1993 | : | : | | 24 | - | 5 | : | - | - | - | : | -: | : | - | 1 | | | |
| INTRA EUR | | | | | | | | | | | | | | | | | INTRA EUR | |
| 1990 | : | : | | 12 | - | : | - | 0 | - | - | - | - | 5 | -: | ? | | | |
| 1991 | : | : | | 4 | - | 0 | : | - | - | - | - | - | 4* | -: | - | | | |
| 1992 | : | : | | 15 | - | 0 | : | - | - | - | 1 | -: | 4* | -: | 1 | | | |
| 1993 | : | : | | 24 | - | 0 | : | - | - | - | : | -: | : | - | 1 | | | |
| CHANGE IN STOCKS | | | | | | | | | | | | | | | | | VARIATION DES STOCKS | |
| 1990 | : | - | | - | - | : | - | - | - | - | - | - | - | - | - | | | |
| 1991 | -* | : | | - | - | - | : | - | - | - | - | - | -* | - | - | | | |
| 1992 | -* | : | | - | - | - | : | - | - | - | - | - | -* | - | - | | | |
| 1993 | : | : | | -: | - | - | : | - | - | - | - | - | : | - | - | | | |
| TOTAL DOMESTIC USES | | | | | | | | | | | | | | | | | UTILISATION INTERIEURE TOTALE | |
| 1990 | : | 198: | | 30 | 1 | : | 4 | 0 | 7 | 58 | - | 76 | 21 | 1 | -0 | | | |
| 1991 | 187: | : | | 25 | 1 | 5 | : | - | 8 | 53 | - | 75 | 19* | 1 | - | | | |
| 1992 | 177: | : | | 21 | 1 | -0 | : | - | 8 | 48 | -1 | 78: | 21* | 1 | 0 | | | |
| 1993 | : | : | | 19: | : | - | : | - | 8 | 43 | : | 76: | : | 1 | -1 | | | |
| HUMAN CONSUMPTION 1) | | | | | | | | | | | | | | | | | CONSUMMATION HUMAINE 1) | |
| 1990 | : | 198 | | 30 | 1 | : | 4 | 0 | 7 | 58 | - | 76 | 21 | 1 | -0 | | | |
| 1991 | 187* | : | | 25 | 1 | 5 | : | - | 8 | 53 | - | 75 | 19* | 1 | - | | | |
| 1992 | 177: | : | | 21 | 1 | -0 | : | - | 8 | 48 | -1 | 78: | 21* | 1 | 0 | | | |
| 1993 | : | : | | 19: | : | - | : | - | 8 | 43 | : | 76: | : | 1 | -1 | | | |
| SELF-SUFFICIENCY (%) | | | | | | | | | | | | | | | | | AUTO-APPROVISIONNEMENT (%) | |
| 1990 | : | 20,9: | | 3,3 | 100,0 | : | 88,9 | 99999,0 | 98,6 | 17,2 | 99999,0 | 19,7 | 14,3 | 100,0 | 99999,0 | | | |
| 1991 | 24,6: | : | | 4,0 | 200,0 | 75,0 | : | 99999,0 | 96,1 | 20,8 | 99999,0 | 22,7 | 10,5* | 100,0 | 99999,0 | | | |
| 1992 | 27,5: | : | | 4,8 | 200,0 | 99999,0 | : | 99999,0 | 92,4 | 20,8 | 99999,0 | 28,2 | 9,5* | 100,0 | 1700,0 | | | |
| 1993 | : | : | | 10,5: | : | 99999,0 | : | : | 101,3 | 20,9 | : | 28,9: | : | 100,0 | 99999,0 | | | |
| HUMAN CONSUMPTION (KG/HEAD/YEAR) | | | | | | | | | | | | | | | | | CONSUMMATION HUMAINE (KG/TETE/AN) | |
| 1990 | : | 0,6 | | 2,9 | 0,2 | : | 0,1 | 0,0 | 0,2 | 1,0 | - | 1,3 | 1,4 | 0,1 | -0,0 | | | |
| 1991 | 0,5* | : | | 2,4 | 0,2 | 0,1 | : | - | 0,2 | 0,9 | - | 1,3 | 1,3* | 0,1 | - | | | |
| 1992 | 0,5: | : | | 2,0 | 0,2 | -0,0 | : | - | 0,2 | 0,8 | -0,3 | 1,4: | 1,4* | 0,1 | 0,0 | | | |
| 1993 | : | : | | 1,8: | : | - | : | - | 0,2 | 0,7 | : | 1,3: | : | 0,1 | -0,0 | | | |
| SLAUGHTER WEIGHT (KG/CARCASS) | | | | | | | | | | | | | | | | | POIDS A L'ABATTAGE (KG/CARCASSE) | |
| 1990 | : | 223,2: | | 262,2 | - | : | 264,1 | - | 160,8 | 289,2 | - | 219,9 | 210,9 | 160,1 | -: | | | |
| 1991 | 227,9: | | | 273,2 | - | 262,7 | 261,3 | - | 167,2 | 292,3 | - | 224,1 | 241,2 | 156,0 | -: | | | |
| 1992 | 228,6: | | | 275,9 | - | 261,4 | : | - | 175,7 | 292,5 | 187,5 | 225,3 | 221,3 | 145,8 | -: | | | |
| 1993 | 224,6: | | | 286,1 | - | 264,0 | : | - | 174,7 | 290,4 | -: | 218,8 | 214,1 | 167,9 | -: | | | |

1) QUANTITIES AVAILABLE FOR CONSUMPTION

1) QUANTITES DISPONIBLES POUR LA CONSUMMATION

MEAT : POULTRY

1000 T

VIANDE DE VOLAILLE

| | I EUR 12 | I EUR 12* | I UEBL | I DK | I D | I D# | I GR | I E | I F | I IRL | I I | I I | I I | I NL | I P | I UK |
|---|-------------|--------------|-----------|---------|--------|---------|---------|--------|--------|----------|--------|----------------------------------|--------|---------|--------|---------|
| GROSS INDIGENOUS PRODUCTION | | | | | | | | | | | | | | | | |
| 1990 | : | 6342: | 167 | 132 | : | 449 | 160 | 834 | 1665 | 81 | 1100 | PRODUCTION INDIGENE BRUTE | | | | |
| 1991 | 6771: | : | 178 | 142 | 574 | : | 160 | 880 | 1780 | 90 | 1114 | 520 | 191 | 1043 | | |
| 1992 | 6932: | : | 194 | 160 | 604 | : | 175 | 858 | 1865 | 90 | 1095 | 548* | 205 | 1099 | | |
| 1993 | : | : | 204 | : | 615 | : | : | 821 | 1875 | : | 1086 | : | 217 | 1100 | | |
| | | | | | | | | | | | | | 216 | 1090 | | |
| EXPORTS OF LIVE ANIMALS | | | | | | | | | | | | | | | | |
| 1990 | : | 1: | 20 | - | : | 20 | - | 1 | 12 | 1 | 2 | 47 | 1 | 5 | | |
| 1991 | 2: | : | 26 | 3 | 28 | : | - | 1 | 14 | 1 | 2 | 53* | 1 | 5 | | |
| 1992 | 4: | : | 25 | 5 | 31 | : | - | 2 | 16 | 1 | 3 | 61* | 1 | 6 | | |
| 1993 | : | : | 15 | : | 29 | : | : | 2 | 17 | : | 2 | : | 1 | 1 | | |
| INTRA EUR | | | | | | | | | | | | | | | | |
| 1990 | : | : | 19 | - | : | 20 | - | 1 | 7 | 1 | 2 | 47 | -: | 5 | | |
| 1991 | : | : | 25 | 3 | 27 | : | - | 1 | 14 | 1 | 2 | 52* | -: | 5 | | |
| 1992 | : | : | 25 | 5 | 31 | : | - | 2 | 16 | 1 | 3 | 60* | -: | 6 | | |
| 1993 | : | : | 15 | : | 29 | : | : | 2 | 16 | : | 2 | : | 1 | 1 | | |
| IMPORTS OF LIVE ANIMALS | | | | | | | | | | | | | | | | |
| 1990 | : | 19: | 44 | - | : | 27 | 0 | 4 | 4 | 4 | 4 | 39 | - | 1 | | |
| 1991 | 3: | : | 48 | - | 17 | : | 0 | 3 | 4 | 4 | 6 | 52* | - | 1 | | |
| 1992 | 5: | : | 57 | - | 17 | : | 0 | 6 | 4 | 5 | 4 | 59* | - | 1 | | |
| 1993 | : | : | 54 | : | 13 | : | : | 6 | 4 | : | 5 | : | - | - | | |
| INTRA EUR | | | | | | | | | | | | | | | | |
| 1990 | : | 108: | 44 | - | : | 9 | - | 4 | 4 | 4 | 4 | 38 | -: | 1 | | |
| 1991 | 132: | : | 48 | - | 14 | : | - | 3 | 4 | 4 | 6 | 52* | -: | 1 | | |
| 1992 | 148: | : | 57 | - | 16 | : | - | 6 | 4 | 5 | -: | 59* | -: | 1 | | |
| 1993 | : | : | 54 | : | 11 | : | : | 6 | 4 | : | 5 | : | - | - | | |
| USABLE PRODUCTION | | | | | | | | | | | | | | | | |
| 1990 | : | 6360 | 191 | 132 | : | 456 | 160 | 837 | 1657 | 84 | 1102 | 512 | 190 | 1039 | | |
| 1991 | 6772* | : | 200 | 139 | 564 | : | 160 | 882 | 1770 | 93 | 1118 | 547* | 204 | 1095 | | |
| 1992 | 6934* | : | 226 | 155 | 590 | : | 175 | 862 | 1853 | 94 | 1096 | 572* | 216 | 1095 | | |
| 1993 | : | : | 243 | : | 599 | : | : | 825 | 1862 | : | 1089 | : | 215 | 1009 | | |
| IMPORTS | | | | | | | | | | | | | | | | |
| 1990 | : | 157: | 61 | 7 | : | 370 | 10 | 49 | 67 | 8 | 44 | 61 | 5 | 157 | | |
| 1991 | 166: | : | 76 | 6 | 459 | : | 11 | 51 | 74 | 9 | 48 | 69* | 4 | 162 | | |
| 1992 | 178: | : | 86 | 11 | 485 | : | 15 | 58 | 85 | 13 | 54 | 93* | 4 | 205 | | |
| 1993 | : | : | 97 | : | 490 | : | : | 65 | 76 | : | 50 | : | 5 | 148 | | |
| INTRA EUR | | | | | | | | | | | | | | | | |
| 1990 | : | 683: | 59 | 7 | : | 286 | 6 | 48 | 50 | 8 | 10 | 53 | -: | 156 | | |
| 1991 | 802: | : | 72 | 6 | 359 | : | 9 | 50 | 58 | 9 | 17 | 62* | -: | 160 | | |
| 1992 | 930: | : | 82 | 11 | 379 | : | 13 | 56 | 70 | 13 | 24 | 85* | -: | 196 | | |
| 1993 | : | : | 96 | : | 381 | : | : | 63 | 62 | : | 20 | : | 5 | 142 | | |
| RESOURCES = USES | | | | | | | | | | | | | | | | |
| 1990 | : | 6517: | 252 | 139 | : | 826 | 171 | 886 | 1724 | 92 | 1146 | 573 | 195 | 1196 | | |
| 1991 | 6938: | : | 276 | 145 | 1022 | : | 171 | 932 | 1844 | 102 | 1166 | 616* | 208 | 1257 | | |
| 1992 | 7112: | : | 312 | 166 | 1075 | : | 190 | 920 | 1938 | 107 | 1150 | 665* | 220 | 1300 | | |
| 1993 | : | : | 340 | : | 1089 | : | : | 890 | 1938 | : | 1139 | : | 220 | 1236 | | |
| EXPORTS | | | | | | | | | | | | | | | | |
| 1990 | : | 445: | 81 | 79 | : | 45 | 2 | 6 | 509 | 15 | 28 | 292 | 1 | 71 | | |
| 1991 | 505: | : | 98 | 81 | 47 | : | 2 | 7 | 597 | 19 | 30 | 326* | 7 | 94 | | |
| 1992 | 523: | : | 123 | 95 | 69 | : | 2 | 7 | 659 | 20 | 30 | 351* | 13 | 83 | | |
| 1993 | : | : | 150 | : | 85 | : | : | 11 | 714 | : | 44 | : | 11 | 99 | | |
| INTRA EUR | | | | | | | | | | | | | | | | |
| 1990 | : | : | 51 | 24 | : | 28 | 1 | 3 | 176 | 15 | 23 | 260 | -: | 54 | | |
| 1991 | : | : | 54 | 21 | : | 21 | 1 | 3 | 201 | 11 | 27 | 287* | -: | 71 | | |
| 1992 | : | : | 85 | 36 | 41 | : | 1 | 5 | 346 | 20 | 27 | 299* | -: | 66 | | |
| 1993 | : | : | 105 | : | 47 | : | : | 8 | 344 | : | 39 | : | 1 | 76 | | |
| CHANGE IN STOCKS | | | | | | | | | | | | | | | | |
| 1990 | : | 22 | - | - | : | - | 2 | - | 8 | 1 | - | 3 | - | 8 | | |
| 1991 | 23* | : | - | 3 | - | : | -1 | - | 1 | 1 | - | 2* | - | 17 | | |
| 1992 | 17* | : | - | 1 | - | : | - | - | 24 | 1 | - | 3* | - | -12 | | |
| 1993 | : | : | -: | : | - | : | : | - | 24 | : | - | : | - | -0 | | |
| TOTAL DOMESTIC USES | | | | | | | | | | | | | | | | |
| 1990 | : | 6050: | 171 | 60 | : | 781 | 167 | 880 | 1207 | 76 | 1118 | 278 | 194 | 1118 | | |
| 1991 | 6410: | : | 178 | 61 | 976 | : | 170 | 926 | 1246 | 82 | 1136 | 288* | 201 | 1146 | | |
| 1992 | 6572: | : | 189 | 70 | 1005 | : | 188 | 913 | 1255 | 86 | 1120 | 311* | 207 | 1228 | | |
| 1993 | : | : | 190: | : | 1004 | : | : | 879 | 1200 | : | 1095 | : | 209 | 1137 | | |
| HUMAN CONSUMPTION 1) | | | | | | | | | | | | | | | | |
| 1990 | : | 6050 | 171 | 60 | : | 781 | 167 | 880 | 1207 | 76 | 1118 | 278 | 194 | 1118 | | |
| 1991 | 6410* | : | 178 | 61 | 976 | : | 170 | 926 | 1246 | 82 | 1136 | 288* | 201 | 1146 | | |
| 1992 | 6572* | : | 189 | 70 | 1005 | : | 188 | 913 | 1255 | 86 | 1120 | 311* | 207 | 1228 | | |
| 1993 | : | : | 190: | : | 1004 | : | : | 879 | 1200 | : | 1095 | : | 209 | 1137 | | |
| SELF-SUFFICIENCY (%) | | | | | | | | | | | | | | | | |
| 1990 | : | 104,8: | 97,7 | 220,0 | : | 57,5 | 95,6 | 94,8 | 137,9 | 106,6 | 98,4 | 187,1 | 98,5 | 93,3 | | |
| 1991 | 105,6: | : | 100,0 | 232,8 | 58,8 | : | 94,4 | 95,1 | 142,9 | 109,8 | 90,1 | 190,3* | 102,0 | 95,9 | | |
| 1992 | 105,5: | : | 102,6 | 228,6 | 60,1 | : | 93,3 | 94,0 | 148,6 | 104,7 | 97,8 | 184,6* | 104,8 | 89,5 | | |
| 1993 | : | : | 107,4: | : | 61,3 | : | : | 93,4 | 156,3 | : | 99,2 | : | 103,3 | 95,8 | | |
| HUMAN CONSUMPTION (KG/HEAD/YEAR) | | | | | | | | | | | | | | | | |
| 1990 | : | 18,4 | 16,5 | 11,7 | : | 12,4 | 16,5 | 22,6 | 21,4 | 21,7 | 19,4 | 18,6 | 18,7 | 19,5 | | |
| 1991 | 18,5* | : | 17,1 | 11,9 | 12,2 | : | 16,6 | 23,7 | 21,8 | 23,3 | 19,7 | 19,1* | 20,4 | 19,9 | | |
| 1992 | 19,0* | : | 18,1 | 13,5 | 12,5 | : | 18,2 | 23,4 | 21,9 | 24,2 | 19,7 | 20,5* | 20,9 | 21,2 | | |
| 1993 | : | : | 18,2: | : | 12,5 | : | : | 22,5 | 20,9 | : | 19,3 | : | 21,1 | 19,7 | | |

OTHER MEAT

1000 T

AUTRES VIANDES

| | I I EUR | I I EUR 12 | I I EUR 12* | I I UEBL | I I DK | I I D | I I D* | I I GR | I I E | I I F | I I IRL | I I I | I I NL | I I P | I I UK |
|---|------------|---------------|----------------|-------------|-----------|----------|-----------|-----------|----------|----------|------------|----------|-----------|----------|--|
| GROSS INDIGENOUS PRODUCTION | | | | | | | | | | | | | | | PRODUCTION INDIGENE BRUTE |
| 1990 | : | 727: | : | 25 | 3 | : | 67 | 5 | 87 | 300 | 2 | 201 | 4 | 23 | 10 |
| 1991 | 767: | : | 27 | 3 | 90 | : | 5 | 87 | 302 | 5 | 210 | 5* | 23 | 10 | |
| 1992 | 822: | : | 25 | 3 | 90 | : | 5 | 92 | 335 | 10 | 220: | 8* | 24 | 10 | |
| 1993 | : | : | 27 | : | 90 | : | : | 94 | 346 | : | 216: | : | 25 | 12 | |
| EXPORTS OF LIVE ANIMALS | | | | | | | | | | | | | | | EXPORTATIONS D'ANIMAUX VIVANTS |
| 1990 | : | -: | 1 | - | 0 | : | 0 | - | - | - | - | 3 | - | 0 | |
| 1991 | -: | : | 1 | - | 0 | : | 0 | - | - | - | - | 3* | - | 0 | |
| 1992 | 1: | : | 2 | - | 0 | : | 0 | - | - | 1 | -: | 4* | - | - | |
| 1993 | : | : | 2 | : | 1 | : | : | - | 12 | : | -: | : | - | 1 | |
| INTRA EUR | | | | | | | | | | | | | | | INTRA EUR |
| 1990 | : | : | 1 | - | 0 | : | 0 | - | - | - | - | 3 | -: | 0 | |
| 1991 | : | : | 1 | - | 0 | : | 0 | - | - | - | - | 3* | -: | 0 | |
| 1992 | : | : | 2 | - | 0 | : | 0 | - | - | 1 | -: | 4* | -: | - | |
| 1993 | : | : | 2 | : | 0 | : | : | - | 12 | : | -: | : | - | 1 | |
| IMPORTS OF LIVE ANIMALS | | | | | | | | | | | | | | | IMPORTATIONS D'ANIMAUX VIVANTS |
| 1990 | : | 6: | 3 | - | 1 | : | 0 | - | 3 | - | 2 | 1 | - | - | |
| 1991 | 3: | : | 2 | - | 0 | : | 0 | - | 3 | - | 2 | -* | - | - | |
| 1992 | 4: | : | 3 | - | 0 | : | 0 | 0 | 4 | - | 3 | -* | - | - | |
| 1993 | : | : | 3 | : | 1 | : | : | 2 | 6 | : | 9 | : | - | 1 | |
| INTRA EUR | | | | | | | | | | | | | | | INTRA EUR |
| 1990 | : | 4: | 2 | - | 0 | : | - | - | 2 | - | 1 | - | -: | - | |
| 1991 | 4: | : | 2 | - | 0 | : | 0 | - | 2 | - | 1 | -* | -: | - | |
| 1992 | 6: | : | 3 | - | 0 | : | 0 | 0 | 3 | - | -: | -* | -: | - | |
| 1993 | : | : | 3 | : | 1 | : | : | 2 | 6 | : | 8 | : | - | 1 | |
| USABLE PRODUCTION | | | | | | | | | | | | | | | PRODUCTION UTILISABLE |
| 1990 | : | 732 | : | 27 | 3 | : | 68 | 5 | 87 | 303 | 2 | 203 | 2 | 23 | 10 |
| 1991 | 770* | : | 28 | 3 | 90 | : | 5 | 87 | 305 | 5 | 212 | 2* | 23 | 10 | |
| 1992 | 825* | : | 26 | 3 | 90 | : | 5 | 92 | 339 | 9 | 223 | 4* | 24 | 10 | |
| 1993 | : | : | 28 | : | 90 | : | : | 95 | 340 | : | 225 | : | 25 | 12 | |
| IMPORTS | | | | | | | | | | | | | | | IMPORTATIONS |
| 1990 | : | 65: | 9 | - | 25 | : | 0 | 1 | 25 | 1 | 17 | 8 | 1 | 2 | |
| 1991 | 68: | : | 11 | - | 32 | : | 0 | 1 | 25 | 1 | 16 | 6* | - | 1 | |
| 1992 | 74: | : | 13 | - | 33 | : | 1 | 2 | 22 | 2 | 17 | 9* | 1 | 7 | |
| 1993 | : | : | 12 | : | 29 | : | : | 3 | 42 | : | 17 | : | 2 | 3 | |
| INTRA EUR | | | | | | | | | | | | | | | INTRA EUR |
| 1990 | : | 25: | 5 | - | 7 | : | 0 | 1 | 6 | 1 | 1 | 3 | -: | 1 | |
| 1991 | 26: | : | 5 | - | 9 | : | 0 | 1 | 6 | 1 | 1 | 2* | -: | 1 | |
| 1992 | 33: | : | 6 | - | 9 | : | 1 | 2 | 4 | 2 | 2 | 2* | -: | 6 | |
| 1993 | : | : | 7 | : | 4 | : | : | 3 | 22 | : | 6 | : | 2 | 3 | |
| RESOURCES = USES | | | | | | | | | | | | | | | RESSOURCES = EMPLOIS |
| 1990 | : | 797: | 36 | 3 | 93 | : | 5 | 88 | 328 | 3 | 220 | 10 | 24 | 12 | |
| 1991 | 838: | : | 39 | 3 | 122 | : | 6 | 88 | 330 | 6 | 228 | 8* | 23 | 11 | |
| 1992 | 899: | : | 39 | 3 | 123 | : | 6 | 94 | 361 | 11 | 240 | 13* | 25 | 16 | |
| 1993 | : | : | 40 | : | 119 | : | : | 99 | 382 | : | 242 | : | 27 | 15 | |
| EXPORTS | | | | | | | | | | | | | | | EXPORTATIONS |
| 1990 | : | 7: | 8 | - | 4 | : | 0 | 1 | 6 | 2 | 2 | 6 | - | 3 | |
| 1991 | 10: | : | 10 | - | 4 | : | 0 | 1 | 6 | 5 | 1 | 6* | - | 3 | |
| 1992 | 24: | : | 13 | - | 3 | : | 0 | 2 | 6 | 9 | 3 | 13* | - | 7 | |
| 1993 | : | : | 11 | : | 4 | : | : | 3 | 23 | : | 3 | : | - | 2 | |
| INTRA EUR | | | | | | | | | | | | | | | INTRA EUR |
| 1990 | : | : | 8 | - | 3 | : | 0 | 1 | 4 | 2 | 2 | 3 | -: | 3 | |
| 1991 | : | : | 9 | - | 4 | : | 0 | 1 | 4 | 1 | 1 | 4* | -: | 2 | |
| 1992 | : | : | 12 | - | 3 | : | 0 | 2 | 4 | 9 | 2 | 6* | -: | 7 | |
| 1993 | : | : | 11 | : | 3 | : | : | 2 | 20 | : | 2 | : | - | 2 | |
| CHANGE IN STOCKS | | | | | | | | | | | | | | | VARIATION DES STOCKS |
| 1990 | : | 0 | - | - | - | : | - | - | - | - | - | - | - | 0 | |
| 1991 | -1* | : | - | - | - | : | - | - | - | - | - | -* | - | -1 | |
| 1992 | 0* | : | - | - | - | : | - | - | - | - | - | -* | - | 0 | |
| 1993 | : | : | -: | : | - | : | : | - | - | : | - | : | - | 0 | |
| TOTAL DOMESTIC USES | | | | | | | | | | | | | | | UTILISATION INTERIEURE TOTALE |
| 1990 | : | 790: | 28 | 3 | 89 | : | 5 | 87 | 322 | 1 | 218 | 4 | 24 | 8 | |
| 1991 | 828: | : | 29 | 3 | 118 | : | 6 | 86 | 324 | 1 | 227 | 2* | 23 | 9 | |
| 1992 | 875: | : | 26 | 3 | 120 | : | 6 | 91 | 355 | 2 | 237 | -* | 25 | 9 | |
| 1993 | : | : | 29: | : | 115 | : | : | 96 | 359 | : | 240 | : | 27 | 13 | |
| HUMAN CONSUMPTION 1) | | | | | | | | | | | | | | | CONSUMMATION HUMAINE 1) |
| 1990 | : | 790 | : | 28 | 3 | : | 89 | 5 | 87 | 322 | 1 | 218 | 4 | 24 | 8 |
| 1991 | 828* | : | 29 | 3 | 118 | : | 6 | 86 | 324 | 1 | 227 | 2* | 23 | 9 | |
| 1992 | 875* | : | 26 | 3 | 120 | : | 6 | 91 | 355 | 2 | 237 | -* | 25 | 9 | |
| 1993 | : | : | 29: | : | 115 | : | : | 96 | 359 | : | 240 | : | 27 | 13 | |
| SELF-SUFFICIENCY (%) | | | | | | | | | | | | | | | AUTO-APPROVISIONNEMENT (%) |
| 1990 | : | 92,0: | 89,3 | 100,0 | 75,5 | : | 98,1 | 99,9 | 93,2 | 200,0 | 92,2 | 100,0 | 95,8 | 114,3 | |
| 1991 | 92,6: | : | 93,1 | 100,0 | 76,4 | : | 92,4 | 100,5 | 93,2 | 500,0 | 92,5 | 250,0* | 100,0 | 109,9 | |
| 1992 | 93,9: | : | 96,2 | 100,0 | 74,9 | : | 89,4 | 100,5 | 94,4 | 500,0 | 92,8: | 99999,0* | 96,0 | 103,2 | |
| 1993 | : | : | 93,1: | : | 77,7 | : | : | 97,4 | 96,4 | : | 90,0: | : | 92,6 | 90,2 | |
| HUMAN CONSUMPTION (KG/HEAD/YEAR) | | | | | | | | | | | | | | | CONSUMMATION HUMAINE (KG/TETE/AN) |
| 1990 | : | 2,4 | 2,7 | 0,6 | 1,4 | : | 0,5 | 2,2 | 5,7 | 0,3 | 3,0 | 0,3 | 2,3 | 0,1 | |
| 1991 | 2,4* | : | 2,8 | 0,6 | 1,5 | : | 0,5 | 2,2 | 5,7 | 0,3 | 3,9 | 0,1* | 2,3 | 0,2 | |
| 1992 | 2,5* | : | 2,5 | 0,6 | 1,5 | : | 0,6 | 2,3 | 6,2 | 0,6 | 4,2 | -* | 2,5 | 0,2 | |
| 1993 | : | : | 2,8: | : | 1,4 | : | : | 2,5 | 6,3 | : | 4,2 | : | 2,7 | 0,2 | |

| SUPPLY BALANCE SHEET | | 05.12.94 | | | | | | | | | | | | BILAN D'APPROVISIONNEMENT | | | | |
|---|--------|----------|--------|----|-------|-------|-------|-------|------|-------|-------|-------|------|---------------------------|-------|-------|--|---|
| FRESH MILK PRODUCTS (EXCEPT CREAM) | | 1000 T | | | | | | | | | | | | PRODUITS FRAIS SAUF CREME | | | | |
| | I | I | I | I | I | I | I | I | I | I | I | I | I | I | I | I | I | I |
| | EUR | 12 | EUR | 12 | UEBL | DK | D | D* | GR | E | F | IRL | I | I | NL | P | UK | |
| | I | I | I | I | I | I | I | I | I | I | I | I | I | I | I | I | I | |
| USABLE PRODUCTION | | | | | | | | | | | | | | | | | PRODUCTION UTILISABLE | |
| 1990 | 33027 | | 32792 | | 1124 | 769 | 7622 | 6587 | 621 | 3858 | 5639 | 660 | 3515 | 1821 | 943 | 7255 | | |
| 1991 | 34696 | | | | 1124 | 770 | 7675 | | 625 | 4455 | 5790 | 661 | 3602 | 1810 | 857 | 7327 | | |
| 1992 | 35002 | | | | 1238 | 769 | 8004 | | 607 | 4355 | 5689 | 676 | 3453 | 1794 | 983 | 7435 | | |
| 1993 | | | | | 1203 | | 7861 | | | 4516 | 5842 | 692 | | | 979 | 7728 | | |
| IMPORTS | | | | | | | | | | | | | | | | | IMPORTATIONS | |
| 1990 | 7: | | 36: | | 148 | 4 | 31 | 30 | 30 | 52 | 139 | 2 | 151 | 295 | 2 | 85 | | |
| 1991 | 8: | | | | 198 | 6 | 31 | | 27 | 103 | 147 | 3 | 162 | 311 | 3 | 126 | | |
| 1992 | 12: | | | | 168 | 10 | 35 | | 37 | 125 | 213 | 9 | 179 | 371 | 7 | 164 | | |
| 1993 | | | | | 193 | | 75 | | | 242 | 216 | 12 | | | 13 | 139 | | |
| INTRA EUR | | | | | | | | | | | | | | | | | INTRA EUR | |
| 1990 | | | | | 148 | -: | 30 | - | 30 | 52 | 138 | 2 | 151 | 285 | 2 | 84 | | |
| 1991 | | | | | 198 | -: | 30 | | 27 | 103 | 147 | 3 | 162 | 311 | 3 | 125 | | |
| 1992 | | | | | 168 | -: | 34 | | -: | | 213 | -: | | | -: | 163 | | |
| 1993 | | | | | -: | | -: | | | | -: | -: | | | | -: | | |
| INTRA EUR | | | | | | | | | | | | | | | | | INTRA EUR | |
| 1990 | 922: | | 892: | | 148 | -: | 30 | - | 30 | 52 | 138 | 2 | 151 | 285 | 2 | 84 | | |
| 1991 | 1109: | | | | 198 | -: | 30 | | 27 | 103 | 147 | 3 | 162 | 311 | 3 | 125 | | |
| 1992 | 1306: | | | | 168 | -: | 34 | | 37 | 125 | 213 | 9 | 179 | 371 | 7 | 163 | | |
| 1993 | | | | | 193 | | 34 | | | 242 | 216 | 12 | | | 13 | 138 | | |
| RESOURCES = USES | | | | | | | | | | | | | | | | | RESSOURCES = EMPLOIS | |
| 1990 | 33834: | | 32828: | | 1272 | 773 | 7653 | 6617 | 651 | 3910 | 5778 | 662 | 3666 | 2106 | 945 | 7340 | | |
| 1991 | 34704: | | | | 1322 | 776 | 7706 | | 652 | 4558 | 5937 | 664 | 3764 | 2121 | 840 | 7453 | | |
| 1992 | 35014: | | | | 1406 | 779 | 8039 | | 644 | 4479 | 5902 | 685 | 3632 | 2165 | 990 | 7599 | | |
| 1993 | | | | | 1396 | | 7916 | | | 4758 | 6058 | 704 | | | 992 | 7867 | | |
| EXPORTS | | | | | | | | | | | | | | | | | EXPORTATIONS | |
| 1990 | 244: | | 655: | | 418 | 30 | 384 | 765 | 8 | 2 | 235 | 5 | 2 | 68 | 12 | 3 | | |
| 1991 | 286: | | | | 482 | 32 | 452 | | 7 | 4 | 292 | 9 | 8 | 76 | 23 | 10 | | |
| 1992 | 199: | | | | 520 | 32 | 520 | | 7 | 9 | 348 | 13 | 4 | 31 | 10 | 11 | | |
| 1993 | | | | | 488 | | 536 | | | 31 | 426 | 9 | | | 14 | 8 | | |
| INTRA EUR | | | | | | | | | | | | | | | | | INTRA EUR | |
| 1990 | | | | | 376 | -: | 345 | - | 7 | 0 | 151 | 5 | 1 | 55 | 12 | 2 | | |
| 1991 | | | | | 429 | -: | 401 | | 6 | 1 | 118 | 9 | 1 | 61 | 23 | 8 | | |
| 1992 | | | | | 462 | -: | 456 | | -: | | 240 | -: | | | -: | 9 | | |
| 1993 | | | | | -: | | -: | | | | -: | -: | | | | -: | | |
| INTRA EUR | | | | | | | | | | | | | | | | | INTRA EUR | |
| 1990 | | | | | 376 | -: | 345 | - | 7 | - | 151 | 5 | 1 | 55 | 12 | 2 | | |
| 1991 | | | | | 429 | -: | 401 | | 6 | 1 | 118 | 9 | 1 | 61 | 23 | 8 | | |
| 1992 | | | | | 462 | -: | 456 | | 6 | 5 | 240 | 13 | 1 | 66 | 10 | 9 | | |
| 1993 | | | | | 466 | | 471 | | | 27 | 313 | 9 | | | 11 | 4 | | |
| TOTAL DOMESTIC USES | | | | | | | | | | | | | | | | | UTILISATION INTERIEURE TOTALE | |
| 1990 | 33586 | | 32169 | | 854 | 743 | 7269 | 5852 | 643 | 3909 | 5543 | 656 | 3664 | 2038 | 930 | 7337 | | |
| 1991 | 34538 | | | | 840 | 744 | 7254 | | 645 | 4554 | 5645 | 655 | 3756 | 2053 | 948 | 7443 | | |
| 1992 | 34744 | | | | 886 | 747 | 7518 | | 637 | 4470 | 5554 | 671 | 3628 | 2084 | 970 | 7579 | | |
| 1993 | | | | | 908 | | 7381 | | | 4728 | 5632 | 694 | | | 986 | 7859 | | |
| LOSSES | | | | | | | | | | | | | | | | | PERTES | |
| 1990 | | | | | - | -: | - | - | - | -: | -: | - | - | -: | 1 | -: | | |
| 1991 | | | | | - | - | - | | | | | | | | 2 | | | |
| 1992 | | | | | -: | - | - | | | | | | | -: | - | | | |
| 1993 | | | | | -: | - | - | | | | | | | - | - | | | |
| HUMAN CONSUMPTION 1) | | | | | | | | | | | | | | | | | CONSUMMATION HUMAINE 1) | |
| 1990 | 33585 | | 32168 | | 854 | 743 | 7269 | 5852 | 643 | 3909 | 5543 | 656 | 3664 | 2038 | 929 | 7337 | | |
| 1991 | 34538 | | | | 840 | 744 | 7254 | | 645 | 4554 | 5645 | 655 | 3756 | 2053 | 948 | 7443 | | |
| 1992 | 34744 | | | | 886 | 747 | 7518 | | 637 | 4470 | 5554 | 671 | 3628 | 2084 | 970 | 7579 | | |
| 1993 | | | | | 908 | | 7381 | | | 4728 | 5632 | 694 | | | 986 | 7859 | | |
| SELF-SUFFICIENCY (%) | | | | | | | | | | | | | | | | | AUTO-APPROVISIONNEMENT (%) | |
| 1990 | 100,7 | | 101,9 | | 131,6 | 103,5 | 104,9 | 112,6 | 96,5 | 98,7 | 101,7 | 100,6 | 95,9 | 89,4 | 101,4 | 98,9 | | |
| 1991 | 100,5 | | | | 133,8 | 103,5 | 105,8 | | 96,9 | 97,8 | 102,6 | 100,9 | 95,9 | 88,2 | 90,4 | 98,4 | | |
| 1992 | 100,7 | | | | 139,7 | 102,9 | 106,5 | | 95,2 | 97,4 | 102,4 | 100,7 | 95,2 | 86,1 | 101,3 | 98,1 | | |
| 1993 | | | | | 132,5 | | 106,2 | | | 95,5 | 103,7 | 99,7 | | | 99,3 | 98,3 | | |
| HUMAN CONSUMPTION (KG/HEAD/YEAR) | | | | | | | | | | | | | | | | | CONSUMMATION HUMAINE (KG/TETE/AN) | |
| 1990 | 97,6 | | 98,1 | | 82,4 | 144,6 | 91,6 | 92,8 | 63,5 | 100,3 | 98,2 | 187,3 | 63,5 | 136,3 | 89,6 | 127,8 | | |
| 1991 | 99,9 | | | | 80,8 | 145,2 | 90,7 | | 63,1 | 116,7 | 98,9 | 185,9 | 65,0 | 136,2 | 96,0 | 129,3 | | |
| 1992 | 100,3 | | | | 84,9 | 144,5 | 93,3 | | 61,9 | 114,4 | 96,8 | 189,1 | 63,8 | 137,2 | 98,0 | 131,0 | | |
| 1993 | | | | | 87,0 | | 91,6 | | | 121,0 | 98,2 | 195,6 | | | 99,6 | 135,8 | | |

SUPPLY BALANCE SHEET

05.12.94

BILAN D'APPROVISIONNEMENT

DRINKING MILK & BUTTERMILK

1000 T

LAIT & BABEURRE DE CONSOMMATION

| | I I EUR | I I EUR | I I UE | I I DK | I I D | I I D# | I I GR | I I E | I I F | I I IRL | I I I | I I NL | I I P | I I UK |
|---|------------|------------|-----------|-----------|----------|-----------|-----------|----------|----------|------------|----------|-----------|----------|-----------|
| USABLE PRODUCTION | | | | | | | | | | | | | | |
| 1990 | 28759 | 28066 | 917 | 645 | 5600 | 4907 | 605 | 3510 | 4261 | 643 | 3328 | 1391 | 833 | 7025 |
| 1991 | 29444 | : | 897 | 640 | 5566 | : | 680 | 4025 | 4355 | 645 | 3396 | 1378 | 857 | 7005 |
| 1992 | 29497 | : | 982 | 552 | 6070 | : | 576 | 3937 | 4198 | 660 | 3268 | 1355 | 879 | 7020 |
| 1993 | : | : | 924 | : | 6001 | : | : | 4062 | 4323 | 671 | : | : | 871 | 7405 |
| IMPORTS | | | | | | | | | | | | | | |
| 1990 | 2: | 2: | 96 | 3 | 13 | 13 | 16 | 46 | 104 | - | 119 | 183 | - | 21 |
| 1991 | 5: | : | 121 | 4 | 16 | : | 11 | 95 | 109 | - | 124 | 199 | 1 | 37 |
| 1992 | 7: | : | 120 | 7 | 12 | : | 16 | 98 | 174 | 1 | 141 | 207 | 2 | 56 |
| 1993 | : | : | 145 | : | 63 | : | : | 162 | 179 | - | : | : | 7 | 95 |
| INTRA EUR | | | | | | | | | | | | | | |
| 1990 | : | : | 96 | -: | 13 | 13 | 18 | 46 | 103 | - | 119 | 183 | - | 21 |
| 1991 | : | : | 121 | -: | 15 | : | 11 | 95 | 109 | - | 124 | 199 | 1 | 37 |
| 1992 | : | : | 120 | -: | 12 | : | -: | : | 174 | -: | : | : | -: | 56 |
| 1993 | : | : | -: | : | -: | : | : | : | -: | -: | : | : | : | -: |
| INTRA EUR | | | | | | | | | | | | | | |
| 1990 | 600: | 600: | 96 | -: | 13 | 13 | 18 | 46 | 103 | - | 119 | 183 | - | 21 |
| 1991 | 711: | : | 121 | -: | 15 | : | 11 | 95 | 109 | - | 124 | 199 | 1 | 37 |
| 1992 | 827: | : | 120 | -: | 12 | : | 16 | 98 | 174 | 1 | 141 | 207 | 2 | 56 |
| 1993 | : | : | 145 | : | 7 | : | : | 161 | 179 | - | : | : | 7 | 95 |
| RESOURCES = USES | | | | | | | | | | | | | | |
| 1990 | 28761: | 28068: | 1013 | 648 | 5613 | 4920 | 622 | 3557 | 4365 | 643 | 3447 | 1574 | 833 | 7046 |
| 1991 | 29449: | : | 1018 | 644 | 5582 | : | 691 | 4120 | 4464 | 645 | 3520 | 1577 | 858 | 7042 |
| 1992 | 29504: | : | 1102 | 559 | 6082 | : | 592 | 4035 | 4372 | 661 | 3409 | 1562 | 881 | 7076 |
| 1993 | : | : | 1069 | : | 6064 | : | : | 4224 | 4502 | 671 | : | : | 878 | 7500 |
| EXPORTS | | | | | | | | | | | | | | |
| 1990 | 213: | 361: | 323 | 24 | 241 | 389 | 0 | 1 | 183 | 1 | 1 | 23 | 12 | 3 |
| 1991 | 220: | : | 350 | 23 | 259 | : | 0 | 2 | 238 | 1 | 6 | 28 | 22 | 3 |
| 1992 | 214: | : | 407 | 22 | 297 | : | 0 | 4 | 276 | 1 | 2 | 25 | 5 | 3 |
| 1993 | : | : | 363 | : | 355 | : | : | 12 | 342 | 3 | : | : | 10 | 93 |
| INTRA EUR | | | | | | | | | | | | | | |
| 1990 | : | : | 284 | -: | 209 | - | 0 | - | 104 | 1 | - | 20 | 12 | - |
| 1991 | : | : | 302 | -: | 231 | : | 1 | - | 79 | 1 | - | 23 | 22 | 1 |
| 1992 | : | : | 354 | -: | 276 | : | -: | : | 181 | -: | : | : | -: | 1 |
| 1993 | : | : | -: | : | 6: | : | : | : | -: | -: | : | : | 5: | -: |
| INTRA EUR | | | | | | | | | | | | | | |
| 1990 | : | : | 284 | -: | 209 | - | - | - | 104 | 1 | - | 20 | 12 | - |
| 1991 | : | : | 302 | -: | 231 | 6 | 1 | - | 79 | 1 | - | 23 | 22 | 1 |
| 1992 | : | : | 354 | -: | 276 | -: | 0 | 2 | 181 | 1 | - | 19 | 5 | 1 |
| 1993 | : | : | 344 | : | 331 | : | : | 9 | 236 | 3 | : | : | 5 | 91 |
| TOTAL DOMESTIC USES | | | | | | | | | | | | | | |
| 1990 | 28542 | 27701 | 690 | 624 | 5372 | 4531 | 621 | 3556 | 4182 | 642 | 3446 | 1548 | 818 | 7043 |
| 1991 | 29149 | : | 668 | 621 | 5323 | : | 621 | 4119 | 4226 | 644 | 3514 | 1549 | 826 | 7039 |
| 1992 | 30278 | : | 695 | 537 | 6784 | : | 592 | 4032 | 4096 | 660 | 3407 | 1537 | 866 | 7072 |
| 1993 | : | : | 706 | : | 5708 | : | : | 4212 | 4160 | 668 | : | : | 874 | 7407 |
| LOSSES | | | | | | | | | | | | | | |
| 1990 | -: | -: | - | -: | - | - | - | -: | -: | - | - | -: | - | -: |
| 1991 | : | : | - | - | - | : | : | - | - | - | : | - | - | : |
| 1992 | : | : | -: | - | - | : | : | - | - | - | : | -: | - | : |
| 1993 | : | : | -: | - | - | : | : | - | - | - | : | - | - | : |
| HUMAN CONSUMPTION 1) | | | | | | | | | | | | | | |
| 1990 | 28542 | 27701 | 690 | 624 | 5372 | 4531 | 621 | 3556 | 4182 | 642 | 3446 | 1548 | 818 | 7043 |
| 1991 | 28458 | : | 668 | 621 | 5323 | : | 621 | 4097 | 4226 | 644 | 3514 | 1549 | 826 | 7039 |
| 1992 | 28681 | : | 695 | 537 | 5784 | : | 592 | 3434 | 4096 | 660 | 3407 | 1537 | 866 | 7072 |
| 1993 | : | : | 706 | : | 5708 | : | : | 4160 | 4160 | 668 | : | : | 874 | 7407 |
| SELF-SUFFICIENCY (%) | | | | | | | | | | | | | | |
| 1990 | 100,8 | 101,3 | 132,9 | 103,4 | 104,2 | 108,3 | 97,4 | 98,7 | 101,9 | 100,2 | 96,6 | 89,9 | 101,8 | 99,7 |
| 1991 | 101,0 | : | 134,3 | 103,1 | 104,6 | : | 109,6 | 97,7 | 103,1 | 100,2 | 96,6 | 89,0 | 103,8 | 99,5 |
| 1992 | 97,4 | : | 141,3 | 102,8 | 89,5 | : | 97,3 | 97,7 | 102,5 | 100,0 | 95,9 | 88,2 | 101,5 | 99,3 |
| 1993 | : | : | 130,9 | : | 105,1 | : | : | 96,4 | 103,9 | 100,4 | : | : | 99,7 | 100,0 |
| HUMAN CONSUMPTION (KG/HEAD/YEAR) | | | | | | | | | | | | | | |
| 1990 | 82,9 | 84,5 | 66,6 | 121,4 | 67,7 | 71,8 | 61,4 | 91,3 | 74,1 | 183,3 | 59,8 | 103,5 | 78,9 | 122,7 |
| 1991 | 82,4 | : | 64,3 | 121,2 | 66,6 | : | 60,7 | 88,6 | 74,1 | 182,7 | 60,8 | 102,8 | 83,8 | 122,3 |
| 1992 | 82,8 | : | 66,6 | 103,8 | 71,8 | : | 57,5 | 87,9 | 71,4 | 186,0 | 59,9 | 101,2 | 87,5 | 122,2 |
| 1993 | : | : | 67,6 | : | 70,8 | : | : | : | 72,5 | 188,3 | : | : | 88,3 | 128,0 |

CONCENTRATED MILK

1000 T

LAIT CONCENTRE

| | I I | I EUR 12 | I EUR 12# | I UEBL | I DK | I D | I D# | I GR | I E | I F | I IRL | I I | I I | I NL | I P | I UK |
|---|--------|-------------|--------------|-----------|---------|--------|---------|---------|--------|--------|----------|--------|--------|---------|--------|--|
| USABLE PRODUCTION | | | | | | | | | | | | | | | | PRODUCTION UTILISABLE |
| 1990 | 1230: | 1183: | 28 | - | 487 | 440 | -: | 37 | 70 | - | - | - | - | 404 | -: | 204 |
| 1991 | 1231: | : | 24 | - | 474 | : | -0: | 58 | 70 | - | 1 | 1 | 1 | 406 | -: | 198 |
| 1992 | 1237: | : | 22 | - | 503 | : | -0: | 42 | 77 | - | 1 | 1 | 1 | 386 | -: | 206 |
| 1993 | : | : | 12 | : | 514 | : | : | 48 | 64 | - | : | : | : | : | -: | 191 |
| IMPDRTS | | | | | | | | | | | | | | | | IMPORTATIONS |
| 1990 | 2: | 2: | 17 | - | 39 | 39 | 105 | 1 | 43 | - | 9 | 76 | - | 7 | - | 7 |
| 1991 | 10: | : | 26 | - | 39 | : | 100 | 3 | 42 | - | 11 | 48 | - | 9 | - | 9 |
| 1992 | 2: | : | 77 | - | 40 | : | 101 | 4 | 50 | 1 | 11 | 54 | - | 11 | - | 11 |
| 1993 | : | : | 8 | : | 23 | : | : | 7 | 47 | 2 | : | : | - | 9 | - | 9 |
| INTRA EUR | | | | | | | | | | | | | | | | INTRA EUR |
| 1990 | : | 295: | 17 | -: | 39 | 39 | 103 | 1 | 43 | - | 9 | 76 | - | 7 | - | 7 |
| 1991 | : | : | 26 | -: | 39 | : | 98 | 3 | 34 | - | 11 | 48 | - | 9 | - | 9 |
| 1992 | : | : | 77 | -: | 40 | : | -: | 4 | 49 | -: | : | 54 | - | 11 | - | 11 |
| 1993 | : | : | -: | : | -: | : | : | 7 | 47 | -: | : | 54 | - | 9 | - | 9 |
| INTRA EUR | | | | | | | | | | | | | | | | INTRA EUR |
| 1990 | 295: | 295: | 17 | -: | 39 | 39 | 103 | 1 | 43 | - | 9 | 76 | - | 7 | - | 7 |
| 1991 | 268: | : | 26 | -: | 39 | : | 98 | 3 | 34 | - | 11 | 48 | - | 9 | - | 9 |
| 1992 | 347: | : | 77 | -: | 40 | : | 100 | 4 | 49 | 1 | 11 | 54 | - | 11 | - | 11 |
| 1993 | : | : | 8 | : | 23 | : | : | 7 | 47 | 2 | : | 54 | - | 9 | - | 9 |
| RESOURCES = USES | | | | | | | | | | | | | | | | RESSOURCES = EMPLOIS |
| 1990 | 1232: | 1185: | 45 | - | 526 | 479 | 105: | 38 | 113 | - | 9 | 400 | - | 211 | - | 211 |
| 1991 | 1241: | : | 50 | - | 513 | : | 100: | 61 | 112 | - | 12 | 454 | - | 207 | - | 207 |
| 1992 | 1239: | : | 99 | - | 543 | : | 101: | 47 | 127 | 1 | 12 | 440 | - | 217 | - | 217 |
| 1993 | : | : | 20 | : | 537 | : | : | 56 | 111 | 2 | : | : | - | 200 | - | 200 |
| EXPORTS | | | | | | | | | | | | | | | | EXPORTATIONS |
| 1990 | 296: | 328: | 31 | - | 117 | 149 | 0 | 4 | 39 | 4 | 1 | 349 | - | 45 | - | 45 |
| 1991 | 283: | : | 41 | - | 95 | : | 0 | 8 | 41 | 1 | 1 | 321 | - | 42 | - | 42 |
| 1992 | 278: | : | 87 | - | 112 | : | 0 | 4 | 47 | 3 | 1 | 317 | - | 54 | - | 54 |
| 1993 | : | : | 9 | : | 121 | : | : | 9 | 56 | 3 | : | : | - | 48 | - | 48 |
| INTRA EUR | | | | | | | | | | | | | | | | INTRA EUR |
| 1990 | : | : | 31 | -: | 79 | 79 | : | - | 18 | 4 | 1 | 127 | - | 4 | - | 4 |
| 1991 | : | : | 41 | -: | 48 | : | : | 0 | 18 | 1 | 1 | 123 | - | 5 | - | 5 |
| 1992 | : | : | 86 | -: | 63 | : | : | 1 | 27 | -: | : | 116 | - | 8 | - | 8 |
| 1993 | : | : | -: | : | -: | : | : | 1 | 28 | -: | : | 116 | - | 4 | - | 4 |
| INTRA EUR | | | | | | | | | | | | | | | | INTRA EUR |
| 1990 | : | : | 31 | -: | 79 | 79 | : | - | 18 | 4 | 1 | 127 | - | 4 | - | 4 |
| 1991 | : | : | 41 | -: | 48 | : | : | 0 | 18 | 1 | 1 | 123 | - | 5 | - | 5 |
| 1992 | : | : | 86 | -: | 63 | : | : | 1 | 27 | 3 | 1 | 116 | - | 8 | - | 8 |
| 1993 | : | : | 9 | : | 62 | : | : | 1 | 28 | 3 | : | 116 | - | 4 | - | 4 |
| FINAL STOCKS | | | | | | | | | | | | | | | | STOCKS FINALS |
| 1990 | 40: | 40: | 1 | -: | - | - | -: | 6 | -: | - | - | 21 | -: | 12 | - | 12 |
| 1991 | : | : | 1 | -: | - | : | -: | 6 | -: | - | - | 23 | -: | 9 | - | 9 |
| 1992 | : | : | 1 | -: | - | : | -: | 6 | -: | - | - | 16 | -: | 10 | - | 10 |
| 1993 | : | : | 1 | : | - | : | -: | 6 | -: | - | - | : | -: | 10 | - | 10 |
| CHANGE IN STOCKS | | | | | | | | | | | | | | | | VARIATION DES STOCKS |
| 1990 | : | : | 1 | -: | -12 | -12 | : | - | - | -4 | - | -3 | -: | -3 | - | -3 |
| 1991 | : | : | - | -: | -2 | : | : | - | - | -2 | : | 2 | -: | -3 | - | -3 |
| 1992 | : | : | - | -: | 1 | : | : | - | - | -3 | 1 | -5 | -: | 1 | - | 1 |
| 1993 | : | : | - | : | -3 | : | : | - | - | - | : | : | -: | - | - | - |
| TOTAL DOMESTIC USES | | | | | | | | | | | | | | | | UTILISATION INTERIEURE TOTALE |
| 1990 | 852: | 772: | 13 | - | 421 | 341 | -0: | 33 | 74 | - | 8 | 134 | - | 169 | - | 169 |
| 1991 | 833: | : | 7 | - | 421 | : | -: | 33 | 74 | - | 11 | 134 | - | 168 | - | 168 |
| 1992 | 856: | : | 12 | - | 429 | : | -0: | 42 | 80 | - | 11 | 128 | - | 154 | - | 154 |
| 1993 | : | : | 12 | : | 419 | : | : | 46 | 55 | - | : | : | - | 152 | - | 152 |
| LOSSES | | | | | | | | | | | | | | | | PERTES |
| 1990 | : | : | : | : | : | : | : | -: | : | : | : | : | : | -: | : | : |
| 1991 | : | : | : | : | : | : | : | : | : | : | : | : | : | -: | : | : |
| 1992 | : | : | : | : | : | : | : | : | : | : | : | : | : | -: | : | : |
| 1993 | : | : | : | : | : | : | : | : | : | : | : | : | : | -: | : | : |
| HUMAN CONSUMPTION 1) | | | | | | | | | | | | | | | | CONSUMMATION HUMAINE 1) |
| 1990 | 853: | 773: | 13 | - | 421 | 341 | -: | 33 | 74 | 1 | 8 | 134 | - | 169 | - | 169 |
| 1991 | 872: | : | 9 | - | 420 | : | 9 | 53 | 71 | - | 11 | 131 | - | 168 | - | 168 |
| 1992 | 856: | : | 12 | - | 429 | : | -0: | 42 | 80 | - | 11 | 128 | - | 154 | - | 154 |
| 1993 | : | : | 12 | : | 419 | : | : | 46 | 55 | - | : | : | - | 152 | - | 152 |
| SELF-SUFFICIENCY (%) | | | | | | | | | | | | | | | | AUTO-APPROVISIONNEMENT (%) |
| 1990 | 144,3: | 153,1: | 215,4 | - | 115,7 | 129,0 | -: | 110,2 | 94,6 | - | - | 301,5 | - | 120,7 | - | 120,7 |
| 1991 | 142,6: | : | 266,7 | - | 112,9 | : | -: | 109,2 | 98,6 | - | 9,1 | 309,9 | - | 117,9 | - | 117,9 |
| 1992 | 144,5: | : | 183,3 | - | 117,2 | : | -: | 100,2 | 96,2 | - | 9,1 | 301,6 | - | 133,8 | - | 133,8 |
| 1993 | : | : | 100,0 | : | 122,7 | : | : | 104,5 | 116,4 | - | : | : | - | 125,7 | - | 125,7 |
| HUMAN CONSUMPTION (KG/HEAD/YEAR) | | | | | | | | | | | | | | | | CONSUMMATION HUMAINE (KG/TETE/AN) |
| 1990 | 2,5: | 2,4: | 1,3 | - | 5,3 | 5,4 | -: | 0,9 | 1,3 | 0,3 | 0,1 | 9,0 | - | 2,9 | - | 2,9 |
| 1991 | 2,5: | : | 0,9 | - | 5,3 | : | 0,9 | 1,4 | 1,2 | - | 0,2 | 8,7 | - | 2,9 | - | 2,9 |
| 1992 | 2,5: | : | 1,1 | - | 5,3 | : | -0,0: | 1,1 | 1,4 | - | 0,2 | 8,4 | - | 2,7 | - | 2,7 |
| 1993 | : | : | 1,1 | : | 5,2 | : | : | 1,2 | 1,0 | - | : | : | - | 2,6 | - | 2,6 |

CREAM & WHOLE MILK POWDER

1000 T

CREME & LAIT ENTIER EN POUVRE

| | I I EUR 12 I | I I EUR 12* I | I I UEBL I | I I DK I | I I D I | I I D# I | I I GR I | I I E I | I I F I | I I IRL I | I I I I | I I NL I | I I P I | I I UK I | |
|---|--------------------|---------------------|------------------|----------------|---------------|----------------|----------------|---------------|---------------|-----------------|---------------|----------------|--|----------------|--|
| USABLE PRODUCTION | | | | | | | | | | | | | PRODUCTION UTILISABLE | | |
| 1990 | 833 | 821 | 35 | 84 | 157 | 145 | - | 12 | 247 | 15 | 3 | 204 | 6 | 70 | |
| 1991 | 1046 | : | 50 | 108 | 237 | : | - | 21 | 313 | 26 | 3 | 209 | 8 | 73 | |
| 1992 | 963 | : | 40 | 103 | 237 | : | - | 13 | 280 | 31 | 3 | 160 | 12 | 84 | |
| 1993 | : | : | 50 | : | 206 | : | : | 12 | 277 | 34 | : | : | 7 | 71 | |
| IMPORTS | | | | | | | | | | | | | IMPORTATIONS | | |
| 1990 | 7 | 7 | 23 | 1 | 28 | 28 | 3 | 0 | 8 | 3 | 34 | 73 | 1 | 16 | |
| 1991 | 2 | : | 53 | - | 37 | : | 3 | 2 | 11 | - | 32 | 61 | - | 9 | |
| 1992 | 1 | : | 59 | - | 32 | : | 5 | 3 | 10 | 1 | 33 | 76 | 2 | 9 | |
| 1993 | : | : | 79 | : | 44 | : | : | 4 | 18 | 1 | : | : | 2 | 27 | |
| INTRA EUR | | | | | | | | | | | | | INTRA EUR | | |
| 1990 | 183 | 183 | 23 | - | 28 | 28 | 3 | 0 | 7 | 2 | 33 | 71 | - | 16 | |
| 1991 | : | : | 53 | - | 37 | : | 3 | 2 | 9 | - | 32 | 61 | - | 9 | |
| 1992 | : | : | 59 | - | 32 | : | - | : | 9 | - | : | : | - | 9 | |
| 1993 | : | : | - | : | - | : | : | : | - | - | : | : | : | - | |
| INTRA EUR | | | | | | | | | | | | | INTRA EUR | | |
| 1990 | 183 | 183 | 23 | - | 28 | 28 | 3 | 0 | 7 | 2 | 33 | 71 | - | 16 | |
| 1991 | 206 | : | 53 | - | 37 | : | 3 | 2 | 9 | - | 32 | 61 | - | 9 | |
| 1992 | 229 | : | 59 | - | 32 | : | 5 | 3 | 9 | 1 | 33 | 76 | 2 | 9 | |
| 1993 | : | : | 79 | : | 44 | : | : | 4 | 15 | 1 | : | : | 2 | 27 | |
| RESOURCES = USES | | | | | | | | | | | | | RESSOURCES = EMPLOIS | | |
| 1990 | 840 | 828 | 58 | 85 | 185 | 173 | 3 | 12 | 255 | 18 | 37 | 277 | 7 | 86 | |
| 1991 | 1048 | : | 103 | 108 | 274 | : | 3 | 22 | 324 | 24 | 35 | 270 | 8 | 82 | |
| 1992 | 964 | : | 99 | 103 | 269 | : | 5 | 15 | 290 | 32 | 36 | 236 | 14 | 93 | |
| 1993 | : | : | 129 | : | 250 | : | : | 16 | 295 | 35 | : | : | 9 | 98 | |
| EXPORTS | | | | | | | | | | | | | EXPORTATIONS | | |
| 1990 | 528 | 528 | 43 | 85 | 70 | 70 | 1 | 0 | 210 | 17 | 1 | 249 | 1 | 34 | |
| 1991 | 637 | : | 78 | 108 | 90 | : | 0 | 0 | 264 | 27 | 1 | 238 | 2 | 34 | |
| 1992 | 593 | : | 84 | 103 | 95 | : | 0 | 3 | 230 | 35 | 2 | 233 | 4 | 33 | |
| 1993 | : | : | 112 | : | 111 | : | : | 2 | 237 | 41 | : | : | 4 | 33 | |
| INTRA EUR | | | | | | | | | | | | | INTRA EUR | | |
| 1990 | : | : | 27 | - | 30 | 30 | 0 | - | 84 | 5 | 1 | 21 | 1 | 7 | |
| 1991 | : | : | 23 | - | 47 | : | - | 0 | 85 | 6 | - | 23 | 2 | 5 | |
| 1992 | : | : | 23 | - | 63 | : | - | 0 | 78 | 9 | - | 19 | 4 | 6 | |
| 1993 | : | : | - | : | - | : | : | : | - | - | : | : | : | - | |
| INTRA EUR | | | | | | | | | | | | | INTRA EUR | | |
| 1990 | : | : | 27 | - | 30 | 30 | - | - | 84 | 5 | 1 | 21 | 1 | 7 | |
| 1991 | : | : | 23 | - | 47 | - | - | 0 | 85 | 6 | - | 23 | 2 | 5 | |
| 1992 | : | : | 23 | - | 63 | - | 0 | 0 | 78 | 9 | - | 19 | 4 | 6 | |
| 1993 | : | : | 42 | : | 75 | : | : | 1 | 101 | 14 | : | : | 3 | 7 | |
| FINAL STOCKS | | | | | | | | | | | | | STOCKS FINALS | | |
| 1990 | : | : | 2 | - | - | - | - | - | 19 | : | : | 11 | - | 3 | |
| 1991 | : | : | 6 | - | - | : | : | - | 24 | : | : | 11 | : | 4 | |
| 1992 | : | : | 2 | - | - | : | : | - | 28 | : | : | 8 | : | 2 | |
| 1993 | : | : | 2 | : | - | : | : | - | 18 | : | : | : | : | 3 | |
| CHANGE IN STOCKS | | | | | | | | | | | | | VARIATION DES STOCKS | | |
| 1990 | -1 | -1 | - | - | -3 | -3 | - | 2 | 4 | -2 | - | 2 | - | -4 | |
| 1991 | : | : | 4 | - | 1 | : | : | - | 5 | -2 | : | - | - | 1 | |
| 1992 | : | : | -4 | - | -2 | : | : | - | 4 | -3 | : | -3 | - | -2 | |
| 1993 | : | : | - | : | - | : | : | - | -10 | -7 | : | : | -1 | 1 | |
| TOTAL DOMESTIC USES | | | | | | | | | | | | | UTILISATION INTERIEURE TOTALE | | |
| 1990 | 313 | 302 | 15 | - | 118 | 107 | 2 | 14 | 41 | - | 36 | 26 | 6 | 55 | |
| 1991 | 433 | : | 61 | - | 151 | : | 3 | 11 | 15 | - | 34 | 22 | 6 | 47 | |
| 1992 | 362 | : | 19 | - | 163 | : | 5 | 13 | 56 | - | 34 | 6 | 10 | 56 | |
| 1993 | : | : | 17 | : | 139 | : | : | 14 | 68 | 1 | : | : | 6 | 65 | |
| LOSSES | | | | | | | | | | | | | PERTES | | |
| 1990 | : | : | : | : | : | : | - | - | : | : | : | : | - | : | |
| 1991 | : | : | : | : | : | : | : | : | : | : | : | : | - | : | |
| 1992 | : | : | : | : | : | : | : | : | : | : | : | : | - | : | |
| 1993 | : | : | : | : | : | : | : | : | : | : | : | : | - | : | |
| ANIMAL FEED | | | | | | | | | | | | | ALIMENTATION ANIMALE | | |
| 1990 | - | - | - | - | - | - | - | - | - | - | - | - | - | - | |
| 1991 | : | : | - | - | - | : | - | - | - | - | - | - | - | - | |
| 1992 | : | : | - | - | - | : | - | - | - | - | - | - | - | - | |
| 1993 | : | : | - | - | - | : | - | - | - | - | - | - | - | - | |
| INDUSTRIAL USES | | | | | | | | | | | | | USAGES INDUSTRIELS | | |
| 1990 | 2 | 2 | - | - | - | - | - | 2 | - | - | - | - | - | - | |
| 1991 | : | : | - | - | - | : | - | 6 | - | - | - | - | - | - | |
| 1992 | : | : | - | - | - | : | - | 5 | - | - | - | - | - | - | |
| 1993 | : | : | - | - | - | : | - | 5 | - | - | - | - | - | - | |
| HUMAN CONSUMPTION 1) | | | | | | | | | | | | | CONSOMMATION HUMAINE 1) | | |
| 1990 | 308 | 297 | 15 | - | 118 | 107 | 2 | 12 | 41 | - | 36 | 23 | 6 | 55 | |
| 1991 | 394 | : | 21 | - | 183 | : | 3 | 17 | 55 | - | 34 | 29 | 6 | 47 | |
| 1992 | 349 | : | 19 | - | 163 | : | 5 | 8 | 56 | - | 34 | 3 | 5 | 56 | |
| 1993 | : | : | 17 | : | 139 | : | : | 9 | 68 | 1 | : | : | 6 | 65 | |
| SELF-SUFFICIENCY (%) | | | | | | | | | | | | | AUTO-APPROVISIONNEMENT (%) | | |
| 1990 | 266,2 | 271,9 | 233,3 | 8400,0 | 133,1 | 135,5 | - | 83,5 | 602,4 | 1500,0 | 8,3 | 784,6 | 100,0 | 127,3 | |
| 1991 | 259,5 | : | 230,1 | 10800,0 | 129,5 | : | - | 93,2 | 569,1 | 2400,0 | 8,8 | 653,1 | 133,3 | 155,3 | |
| 1992 | 266,2 | : | 210,5 | 10300,0 | 145,4 | : | - | 99,2 | 500,0 | 3100,0 | 8,8 | 2666,7 | 120,0 | 150,0 | |
| 1993 | : | : | 294,1 | : | 148,2 | : | : | 83,3 | 407,4 | 3400,0 | : | : | 116,7 | 109,2 | |
| HUMAN CONSUMPTION (KG/HEAD/YEAR) | | | | | | | | | | | | | CONSOMMATION HUMAINE (KG/TETE/AN) | | |
| 1990 | 0,9 | 0,9 | 1,4 | - | 1,5 | 1,7 | 0,2 | 0,3 | 0,7 | - | 0,6 | 1,5 | 0,6 | 1,0 | |
| 1991 | 1,1 | : | 2,0 | - | 2,3 | : | 0,3 | 0,4 | 1,0 | - | 0,6 | 1,9 | 0,6 | 0,8 | |
| 1992 | 1,0 | : | 1,8 | - | 2,0 | : | 0,5 | 0,2 | 1,0 | - | 0,6 | 0,2 | 0,5 | 1,0 | |
| 1993 | : | : | 1,6 | : | 1,7 | : | : | 0,2 | 1,2 | 0,3 | : | : | 0,6 | 1,1 | |

BUTTER

1000 T

BEURRE

| | I I | I EUR 12 | I EUR 12# | I UEBL | I DK | I D | I D# | I GR | I E | I F | I IRL | I I | I I | I NL | I P | I UK |
|---|--------|-------------|--------------|-----------|---------|--------|---------|---------|--------|--------|----------|--------|--------|---------|--------|--|
| USABLE PRODUCTION | | | | | | | | | | | | | | | | PRODUCTION UTILISABLE |
| 1990 | 2049 | 1797 | 93 | 93 | 648 | 396 | 4 | 46 | 538 | 155 | 104 | 215 | 15 | 138 | | |
| 1991 | 1823 | : | 79 | 71 | 555 | : | 3 | 38 | 496 | 147 | 104 | 203 | 16 | 112 | | |
| 1992 | 1676 | : | 73 | 62 | 477 | : | 3 | 29 | 467 | 148 | 102 | 199 | 17 | 99 | | |
| 1993 | : | : | 69 | : | 484 | : | : | 25 | 451 | 145 | : | : | 17 | 109 | | |
| IMPORTS | | | | | | | | | | | | | | | | IMPORTATIONS |
| 1990 | 114: | 102: | 97 | 11 | 119 | 207 | 7 | 3 | 74 | 2 | 50 | 86 | 1 | 113 | | |
| 1991 | 93: | : | 132 | 19 | 114 | : | 7 | 3 | 106 | 1 | 54 | 101 | - | 105 | | |
| 1992 | 70: | : | 125 | 13 | 132 | : | 7 | 2 | 131 | 2 | 52 | 100 | - | 130 | | |
| 1993 | : | : | 115 | : | 132 | : | : | 1 | 127 | 2 | : | : | 1 | 40 | | |
| INTRA EUR | | | | | | | | | | | | | | | | INTRA EUR |
| 1990 | 448: | 448: | 84 | -: | 106 | 106 | 7 | 2 | 72 | 2 | 49 | 75 | 1 | 50 | | |
| 1991 | : | : | 128 | -: | 113 | : | 7 | 2 | 100 | 1 | 53 | 98 | - | 47 | | |
| 1992 | : | : | 125 | -: | 131 | : | -: | : | 130 | -: | : | : | - | 77 | | |
| 1993 | : | : | -: | : | -: | : | : | : | -: | -: | : | : | : | -: | | |
| INTRA EUR | | | | | | | | | | | | | | | | INTRA EUR |
| 1990 | 448: | 448: | 84 | -: | 106 | 106 | 7 | 2 | 72 | 2 | 49 | 75 | 1 | 50 | | |
| 1991 | 549: | : | 128 | -: | 113 | : | 7 | 2 | 100 | 1 | 53 | 98 | - | 47 | | |
| 1992 | 624: | : | 125 | -: | 131 | : | 7 | 2 | 130 | 2 | 51 | 99 | - | 77 | | |
| 1993 | : | : | 115 | : | 131 | : | : | 1 | 126 | 2 | : | : | - | 40 | | |
| RESOURCES = USES | | | | | | | | | | | | | | | | RESSOURCES = EMPLOIS |
| 1990 | 2164: | 1900: | 190 | 104 | 767 | 503 | 11 | 49 | 612 | 157 | 154 | 301 | 16 | 251 | | |
| 1991 | 1916: | : | 211 | 90 | 669 | : | 10 | 40 | 602 | 148 | 158 | 304 | 16 | 217 | | |
| 1992 | 1746: | : | 198 | 75 | 609 | : | 10 | 31 | 598 | 150 | 154 | 299 | 17 | 229 | | |
| 1993 | : | : | 184 | : | 616 | : | : | 26 | 578 | 147 | : | : | 18 | 149 | | |
| EXPORTS | | | | | | | | | | | | | | | | EXPORTATIONS |
| 1990 | 231: | 204: | 111 | 51 | 103 | 76 | 0 | 3 | 105 | 69 | 13 | 186 | - | 38 | | |
| 1991 | 419: | : | 142 | 49 | 193 | : | 0 | 10 | 114 | 136 | 16 | 267 | - | 40 | | |
| 1992 | 234: | : | 125 | 48 | 65 | : | 0 | 24 | 98 | 163 | 21 | 259 | 4 | 51 | | |
| 1993 | : | : | 123 | : | 65 | : | : | 7 | 97 | 100 | : | : | 5 | 12 | | |
| INTRA EUR | | | | | | | | | | | | | | | | INTRA EUR |
| 1990 | : | : | 99 | -: | 38 | 38 | - | 3 | 69 | 63 | 13 | 112 | - | 35 | | |
| 1991 | : | : | 127 | -: | 77 | : | - | 4 | 67 | 110 | 16 | 142 | - | 35 | | |
| 1992 | : | : | 116 | -: | 41 | : | -: | : | 48 | -: | : | : | - | 45 | | |
| 1993 | : | : | -: | : | 41 | : | : | : | -: | -: | : | : | : | -: | | |
| INTRA EUR | | | | | | | | | | | | | | | | INTRA EUR |
| 1990 | : | : | 99 | -: | 38 | 38 | - | 3 | 69 | 63 | 13 | 112 | - | 35 | | |
| 1991 | : | : | 127 | -: | 77 | - | - | 4 | 67 | 110 | 16 | 142 | - | 35 | | |
| 1992 | : | : | 116 | -: | 41 | -: | 0 | 18 | 48 | 153 | 20 | 155 | 4 | 45 | | |
| 1993 | : | : | 116 | : | 41 | : | : | 7 | 64 | 86 | : | : | 5 | 7 | | |
| FINAL STOCKS | | | | | | | | | | | | | | | | STOCKS FINALS |
| 1990 | 251: | 251: | 27 | 11 | - | - | 0 | -: | 46 | -: | 6 | 87 | -: | 74 | | |
| 1991 | : | : | 16 | 9 | - | : | -: | -: | 27 | - | 10 | 37 | : | 65 | | |
| 1992 | : | : | 17 | 5 | - | : | -: | -: | 19 | - | 8 | 38 | : | 61 | | |
| 1993 | : | : | 8 | : | - | : | -: | -: | 17 | - | : | : | : | 34 | | |
| CHANGE IN STOCKS | | | | | | | | | | | | | | | | VARIATION DES STOCKS |
| 1990 | 281 | 207 | -2 | 5 | 87 | 13 | - | -26 | 9 | 76 | 5 | 54 | 2 | 19 | | |
| 1991 | -168 | : | -11 | -2 | -73 | : | - | 13 | -19 | -1 | 4 | -45 | 1 | -9 | | |
| 1992 | -39 | : | 1 | -5 | -5 | : | -0 | -9 | -8 | -25 | -2 | 1 | -1 | -4 | | |
| 1993 | : | : | -9 | : | -5 | : | : | 3 | -2 | -20 | : | : | -1 | -27 | | |
| TOTAL DOMESTIC USES | | | | | | | | | | | | | | | | UTILISATION INTERIEURE TOTALE |
| 1990 | 1646 | 1484 | 77 | 48 | 576 | 414 | 11 | 19 | 498 | 12 | 136 | 61 | 15 | 193 | | |
| 1991 | 1457 | : | 72 | 32 | 549 | : | 10 | 16 | 508 | 12 | 135 | 39 | 14 | 182 | | |
| 1992 | 1569 | : | 70 | : | 558 | : | : | 16 | 483 | 21 | : | : | 14 | 164 | | |
| 1993 | : | : | : | : | : | : | : | : | : | : | : | : | : | : | | |
| LOSSES | | | | | | | | | | | | | | | | PERTES |
| 1990 | : | : | : | : | : | : | : | : | : | : | : | : | : | : | | |
| 1991 | : | : | : | : | : | : | : | : | : | : | : | : | : | : | | |
| 1992 | : | : | : | : | : | : | : | : | : | : | : | : | : | : | | |
| 1993 | : | : | : | : | : | : | : | : | : | : | : | : | : | : | | |
| PROCESSING | | | | | | | | | | | | | | | | TRANSFORMATION |
| 1990 | -: | -: | - | -: | - | - | - | -: | -: | - | - | -: | - | -: | | |
| 1991 | : | : | - | -: | - | : | - | -: | -: | - | : | - | - | -: | | |
| 1992 | : | : | -: | -: | - | : | - | -: | -: | - | : | -: | - | -: | | |
| 1993 | : | : | - | : | - | : | - | -: | - | - | : | - | - | -: | | |
| HUMAN CONSUMPTION 1) | | | | | | | | | | | | | | | | CONSOMMATION HUMAINE 1) |
| 1990 | 1628 | 1466 | 77 | 30 | 576 | 414 | 11 | 19 | 498 | 12 | 136 | 61 | 15 | 193 | | |
| 1991 | 1617 | : | 80 | 21 | 550 | : | 9 | 17 | 507 | 12 | 138 | 82 | 15 | 186 | | |
| 1992 | 1553 | : | 72 | 16 | 549 | : | 10 | 16 | 508 | 12 | 135 | 39 | 14 | 182 | | |
| 1993 | : | : | 70 | : | 558 | : | : | 16 | 483 | 21 | : | : | 14 | 164 | | |
| SELF-SUFFICIENCY (%) | | | | | | | | | | | | | | | | AUTO-APPROVISIONNEMENT (%) |
| 1990 | 124,5 | 121,1 | 120,9 | 193,8 | 112,5 | 95,7 | 36,6 | 238,1 | 100,0 | 1291,7 | 76,5 | 352,5 | 100,0 | 71,5 | | |
| 1991 | 111,2 | : | 98,7 | 165,1 | 100,9 | : | 26,9 | 223,2 | 97,8 | 1225,0 | 75,4 | 247,6 | 106,7 | 60,2 | | |
| 1992 | 106,8 | : | 101,4 | 193,8 | 86,9 | : | 28,9 | 179,5 | 91,9 | 1233,3 | 75,6 | 510,3 | 121,4 | 54,4 | | |
| 1993 | : | : | 98,6 | : | 86,7 | : | : | 157,5 | 93,4 | 690,5 | : | : | 121,4 | 66,5 | | |
| HUMAN CONSUMPTION (KG/HEAD/YEAR) | | | | | | | | | | | | | | | | CONSOMMATION HUMAINE (KG/TETE/AN) |
| 1990 | 4,7 | 4,5 | 7,4 | 5,8 | 7,3 | 6,6 | 1,1 | 0,5 | 8,8 | 3,4 | 2,4 | 4,1 | 1,4 | 3,4 | | |
| 1991 | 4,7 | : | 7,7 | 4,1 | 6,9 | : | 0,9 | 0,4 | 8,9 | 3,4 | 2,4 | 5,4 | 1,5 | 3,2 | | |
| 1992 | 4,5 | : | 6,9 | 3,1 | 6,8 | : | 1,0 | 0,4 | 8,9 | 3,4 | 2,4 | 2,6 | 1,4 | 3,1 | | |
| 1993 | : | : | 6,7 | : | 6,9 | : | : | 0,4 | 8,4 | 5,9 | : | : | 1,4 | 2,8 | | |
| FAT CONTENT (%) | | | | | | | | | | | | | | | | TENEUR EN MATIERES GRASSES (%) |
| 1990 | : | : | 83,2 | 82,5 | 83,0 | 83,0 | - | : | 83,0* | 81,6 | -: | 82,4 | : | 79,0 | | |
| 1991 | : | : | 83,4 | 82,5 | 83,0 | : | : | : | 83,0* | 81,6 | : | 82,4 | : | 80,0 | | |
| 1992 | : | : | 83,1 | 82,5 | 83,0 | : | : | : | 83,0* | 81,6 | : | 82,3 | : | 81,0 | | |
| 1993 | : | : | 82,9 | : | 83,0 | : | : | : | 83,0* | 81,6 | : | : | : | 81,0* | | |

1) QUANTITIES AVAILABLE FOR CONSUMPTION

1) QUANTITES DISPONIBLES POUR LA CONSOMMATION

| CHEESE | | 1000 T | | | | | | | | | | | | FROMAGE | | | | | | |
|---|-------|--------|------|-------|------|------|------|------|-------|-------|------|-------|-------|---------|---|----|--|---|--|--|
| | I | I | I | I | I | I | I | I | I | I | I | I | I | I | I | I | I | I | | |
| | EUR | EUR | UEBL | DK | D | D* | GR | E | F | IRL | I | I | I | NL | P | UK | | | | |
| | I | I | I | I | I | I | I | I | I | I | I | I | I | I | I | I | | | | |
| USABLE PRODUCTION | | | | | | | | | | | | | | | | | PRODUCTION UTILISABLE | | | |
| 1990 | 5341 | 5195 | 63 | 295 | 1261 | 1115 | 168 | 161 | 1471 | 70 | 907 | 581 | 60 | 304 | | | | | | |
| 1991 | 5420 | : | 65 | 287 | 1247 | : | 165 | 244 | 1502 | 74 | 890 | 600 | 64 | 282 | | | | | | |
| 1992 | 5592 | : | 70 | 292 | 1291 | : | 173 | 245 | 1514 | 93 | 916 | 623 | 65 | 309 | | | | | | |
| 1993 | : | : | 70 | : | 1337 | : | : | 248 | 1549 | 98 | : | : | 64 | 331 | | | | | | |
| IMPORTS | | | | | | | | | | | | | | | | | IMPORTATIONS | | | |
| 1990 | 117: | 117: | 131 | 17 | 357 | 357 | 40 | 30 | 91 | 9 | 247 | 64 | 2 | 171 | | | | | | |
| 1991 | 121: | : | 139 | 19 | 394 | : | 45 | 31 | 99 | 12 | 247 | 72 | 4 | 163 | | | | | | |
| 1992 | 116: | : | 147 | 18 | 430 | : | 46 | 37 | 108 | 10 | 248 | 74 | 4 | 198 | | | | | | |
| 1993 | : | : | 164 | : | 440 | : | : | 70 | 112 | 8 | : | : | 4 | 160 | | | | | | |
| INTRA EUR | | | | | | | | | | | | | | | | | INTRA EUR | | | |
| 1990 | : | : | 122 | -: | 339 | 339 | 37 | 25 | 81 | 9 | 217 | 55 | 2 | 154 | | | | | | |
| 1991 | : | : | 131 | -: | 374 | : | 41 | 27 | 85 | 12 | 218 | 67 | 3 | 146 | | | | | | |
| 1992 | : | : | 137 | -: | 410 | : | -: | : | 96 | -: | : | : | -: | 180 | | | | | | |
| 1993 | : | : | -: | : | -: | : | : | : | -: | -: | : | : | : | -: | | | | | | |
| INTRA EUR | | | | | | | | | | | | | | | | | INTRA EUR | | | |
| 1990 | 1042: | 1042: | 122 | -: | 339 | 339 | 37 | 25 | 81 | 9 | 217 | 55 | 2 | 154 | | | | | | |
| 1991 | 1104: | : | 131 | -: | 374 | : | 41 | 27 | 85 | 12 | 218 | 67 | 3 | 146 | | | | | | |
| 1992 | 1204: | : | 137 | -: | 410 | : | 42 | 33 | 96 | 10 | 220 | 72 | 4 | 180 | | | | | | |
| 1993 | : | : | 151 | : | -: | : | : | 66 | 110 | 8 | : | : | 4 | 142 | | | | | | |
| RESOURCES = USES | | | | | | | | | | | | | | | | | RESSOURCES = EMPLOIS | | | |
| 1990 | 5458: | 5312: | 194 | 312 | 1618 | 1472 | 208 | 191 | 1562 | 79 | 1154 | 645 | 62 | 475 | | | | | | |
| 1991 | 5541: | : | 204 | 306 | 1641 | : | 210 | 275 | 1601 | 86 | 1137 | 672 | 68 | 445 | | | | | | |
| 1992 | 5707: | : | 217 | 310 | 1721 | : | 219 | 283 | 1622 | 103 | 1164 | 697 | 69 | 507 | | | | | | |
| 1993 | : | : | 234 | : | 1777 | : | : | 317 | 1661 | 106 | : | : | 68 | 491 | | | | | | |
| EXPORTS | | | | | | | | | | | | | | | | | EXPORTATIONS | | | |
| 1990 | 369: | 409: | 30 | 221 | 265 | 305 | 10 | 6 | 289 | 71 | 72 | 410 | 1 | 35 | | | | | | |
| 1991 | 407: | : | 35 | 231 | 269 | : | 11 | 7 | 309 | 69 | 86 | 447 | 2 | 45 | | | | | | |
| 1992 | 375: | : | 42 | 217 | 285 | : | 12 | 8 | 331 | 94 | 89 | 457 | 1 | 43 | | | | | | |
| 1993 | : | : | 46 | : | 318 | : | : | 10 | 354 | 102 | : | : | 1 | 51 | | | | | | |
| INTRA EUR | | | | | | | | | | | | | | | | | INTRA EUR | | | |
| 1990 | : | : | 29 | - | 216 | 216 | 6 | 3 | 249 | 68 | 45 | 346 | 1 | 18 | | | | | | |
| 1991 | : | : | 34 | -: | 217 | : | 7 | 3 | 263 | 65 | 54 | 375 | 1 | 23 | | | | | | |
| 1992 | : | : | 39 | -: | 235 | : | -: | 5 | 290 | -: | : | : | -: | 25 | | | | | | |
| 1993 | : | : | -: | : | -: | : | : | 7 | 309 | -: | : | : | : | -: | | | | | | |
| INTRA EUR | | | | | | | | | | | | | | | | | INTRA EUR | | | |
| 1990 | : | : | 29 | - | 216 | 216 | 6 | 3 | 249 | 68 | 45 | 346 | 1 | 18 | | | | | | |
| 1991 | : | : | 34 | -: | 217 | - | 7 | 3 | 263 | 65 | 54 | 375 | 1 | 23 | | | | | | |
| 1992 | : | : | 39 | -: | 235 | -: | 8 | 5 | 290 | 90 | 57 | 371 | - | 25 | | | | | | |
| 1993 | : | : | 43 | : | -: | : | : | 7 | 309 | 98 | : | : | 1 | 26 | | | | | | |
| FINAL STOCKS | | | | | | | | | | | | | | | | | STOCKS FINALS | | | |
| 1990 | 573: | 573: | 3 | 65 | - | - | 20 | -: | 99 | -: | 147 | 94 | -: | 145 | | | | | | |
| 1991 | : | : | 3 | 61 | - | : | -: | -: | 97 | -: | 159 | 98 | : | 125 | | | | | | |
| 1992 | : | : | 3 | 43 | - | : | -: | -: | 91 | - | 152 | 104 | : | 146 | | | | | | |
| 1993 | : | : | 4 | : | - | : | : | -: | 97 | - | : | : | : | 154 | | | | | | |
| CHANGE IN STOCKS | | | | | | | | | | | | | | | | | VARIATION DES STOCKS | | | |
| 1990 | 24: | 24: | - | 16 | 4 | 4 | -: | - | -11 | -8 | 11 | 4 | -1 | 9 | | | | | | |
| 1991 | -12 | : | - | -4 | 2 | : | - | - | -2 | -4 | 12 | 4 | 1 | -21 | | | | | | |
| 1992 | 6 | : | - | 13 | 1 | : | -9 | - | -6 | -15 | -7 | 6 | 2 | 21 | | | | | | |
| 1993 | : | : | 1 | : | 1 | : | : | - | 6 | -13 | : | : | 2 | 8 | | | | | | |
| TOTAL DOMESTIC USES | | | | | | | | | | | | | | | | | UTILISATION INTERIEURE TOTALE | | | |
| 1990 | 5063 | 4878 | 164 | 75 | 1348 | 1163 | 198 | 185 | 1284 | 16 | 1071 | 231 | 60 | 431 | | | | | | |
| 1991 | 5157 | : | 157 | 79 | 1311 | : | 199 | 209 | 1298 | 21 | 1059 | 222 | 65 | 421 | | | | | | |
| 1992 | 5300 | : | 175 | 80 | 1435 | : | 216 | 274 | 1297 | 23 | 1082 | 234 | 66 | 418 | | | | | | |
| 1993 | : | : | 187 | : | 1458 | : | : | 308 | 1301 | 11 | : | : | 67 | 432 | | | | | | |
| LOSSES | | | | | | | | | | | | | | | | | PERTES | | | |
| 1990 | -: | -: | - | -: | - | - | - | -: | -: | - | - | -: | - | -: | | | | | | |
| 1991 | : | : | - | - | - | : | : | : | - | - | : | -: | - | : | | | | | | |
| 1992 | : | : | -: | - | - | : | : | : | - | - | : | -: | - | : | | | | | | |
| 1993 | : | : | -: | : | - | : | : | : | - | - | : | : | - | : | | | | | | |
| PROCESSING | | | | | | | | | | | | | | | | | TRANSFORMATION | | | |
| 1990 | : | 170: | 21 | -: | 88 | 87 | - | 13 | -: | - | 24 | 22 | 3 | -: | | | | | | |
| 1991 | : | : | 25 | -: | 91 | : | : | 16 | -: | - | 23 | 22 | 2 | : | | | | | | |
| 1992 | : | : | 26 | -: | 87 | : | : | 16 | -: | - | 22* | 22 | 2 | : | | | | | | |
| 1993 | : | : | 28 | : | 82 | : | : | 19 | -: | - | : | : | 3 | : | | | | | | |
| HUMAN CONSUMPTION 1) | | | | | | | | | | | | | | | | | CONSUMMATION HUMAINE 1) | | | |
| 1990 | 4892 | 4708 | 143 | 75 | 1260 | 1076 | 198 | 171 | 1284 | 16 | 1047 | 209 | 57 | 431 | | | | | | |
| 1991 | 4968 | : | 144 | 79 | 1280 | : | 199 | 252 | 1294 | 21 | 1016 | 199 | 63 | 421 | | | | | | |
| 1992 | 5126 | : | 149 | 80 | 1348 | : | 216 | 259 | 1297 | 23 | 1060 | 212 | 64 | 418 | | | | | | |
| 1993 | : | : | 159 | : | 1376 | : | : | 289 | 1301 | 11 | : | : | 64 | 432 | | | | | | |
| SELF-SUFFICIENCY (%) | | | | | | | | | | | | | | | | | AUTO-APPROVISIONNEMENT (%) | | | |
| 1990 | 105,5 | 106,5 | 38,4 | 393,3 | 93,5 | 95,9 | 84,6 | 87,3 | 114,6 | 437,5 | 84,7 | 251,5 | 100,0 | 70,5 | | | | | | |
| 1991 | 105,3 | : | 38,5 | 363,3 | 91,0 | : | 83,1 | 90,8 | 116,1 | 352,4 | 85,7 | 271,5 | 98,5 | 67,0 | | | | | | |
| 1992 | 105,5 | : | 40,0 | 365,0 | 90,0 | : | 80,3 | 89,4 | 116,7 | 404,3 | 84,7 | 266,2 | 98,5 | 73,9 | | | | | | |
| 1993 | : | : | 37,4 | : | 91,7 | : | : | 80,5 | 119,1 | 890,9 | : | : | 95,5 | 76,6 | | | | | | |
| HUMAN CONSUMPTION (KG/HEAD/YEAR) | | | | | | | | | | | | | | | | | CONSUMMATION HUMAINE (KG/TETE/AN) | | | |
| 1990 | 14,2 | 14,4 | 13,8 | 14,6 | 15,9 | 17,1 | 19,6 | 4,4 | 22,8 | 4,6 | 18,2 | 14,0 | 5,5 | 7,5 | | | | | | |
| 1991 | 14,4 | : | 13,9 | 15,4 | 16,0 | : | 19,4 | 6,5 | 22,7 | 6,0 | 17,6 | 13,2 | 6,4 | 7,3 | | | | | | |
| 1992 | 14,8 | : | 14,3 | 15,5 | 16,7 | : | 21,0 | 6,6 | 22,6 | 6,5 | 18,6 | 14,0 | 6,5 | 7,2 | | | | | | |
| 1993 | : | : | 15,2 | : | 17,1 | : | : | 7,4 | 22,7 | 3,1 | : | : | 6,5 | 7,5 | | | | | | |

PROCESSED CHEESE

1000 T

FROMAGE FONDU

| | I EUR 12 | I EUR 12* | I UEBL | I DK | I D | I D# | I GR | I E | I F | I IRL | I I | I NL | I P | I UK | | |
|---|-------------|--------------|-----------|---------|--------|---------|---------|--------|--------|----------|--------|---------|--------|--|--|--|
| USABLE PRODUCTION | | | | | | | | | | | | | | PRODUCTION UTILISABLE | | |
| 1990 | 419 | 412 | 43 | - | 160 | 153 | - | 32 | 104 | - | 33 | 33 | 3 | 11 | | |
| 1991 | 442: | : | 49 | - | 166 | : | -: | 37 | 101 | - | 32 | 34 | 3 | 20 | | |
| 1992 | 447: | : | 55 | -: | 165 | : | - | 36 | 106 | - | 30 | 32 | 3 | 20 | | |
| 1993 | : | : | 54 | : | 164 | : | : | 42 | 116 | - | : | : | 4 | 20 | | |
| IMPORTS | | | | | | | | | | | | | | IMPORTATIONS | | |
| 1990 | 70: | 11: | 12 | -: | 9 | 9 | 3 | 1 | 11 | - | 42 | 5 | 1 | 30 | | |
| 1991 | 76: | : | 12 | - | 14 | : | 3 | 1 | 12 | - | 44 | 6 | 1 | 29 | | |
| 1992 | 78: | : | 13 | -: | 17 | : | 3 | 2 | 14 | - | 46 | 7 | 1 | 33 | | |
| 1993 | : | : | 15 | : | 17 | : | : | 4 | 14 | - | : | : | 1 | 30 | | |
| INTRA EUR | | | | | | | | | | | | | | INTRA EUR | | |
| 1990 | : | : | 11 | -: | 9 | 9 | 3 | 1 | 11 | -: | 35 | 4 | 1 | 28 | | |
| 1991 | : | : | 11 | -: | 14 | : | 3 | 1 | 11 | - | 37 | 6 | 1 | 28 | | |
| 1992 | : | : | 12 | -: | 16 | : | -: | : | 14 | - | : | : | -: | 32 | | |
| 1993 | : | : | -: | : | -: | : | : | : | -: | - | : | : | : | -: | | |
| INTRA EUR | | | | | | | | | | | | | | INTRA EUR | | |
| 1990 | 102: | 102: | 11 | -: | 9 | 9 | 3 | 1 | 11 | -: | 35 | 4 | 1 | 28 | | |
| 1991 | 112: | : | 11 | -: | 14 | : | 3 | 1 | 11 | - | 37 | 6 | 1 | 28 | | |
| 1992 | 124: | : | 12 | -: | 16 | : | 3 | 1 | 14 | - | 38 | 7 | 1 | 32 | | |
| 1993 | : | : | 14 | : | -: | : | : | 4 | 14 | - | : | : | 1 | 28 | | |
| RESOURCES = USES | | | | | | | | | | | | | | RESSOURCES = EMPLOIS | | |
| 1990 | 489: | 423: | 55 | -: | 169 | 162 | 3 | 33 | 115 | - | 75 | 38 | 4 | 41 | | |
| 1991 | 519: | : | 61 | - | 180 | : | 3: | 39 | 113 | - | 76 | 40 | 4 | 49 | | |
| 1992 | 526: | : | 68 | -: | 182 | : | 3 | 38 | 120 | - | 76 | 39 | 4 | 53 | | |
| 1993 | : | : | 69 | : | 181 | : | : | 46 | 130 | - | : | : | 5 | 50 | | |
| EXPORTS | | | | | | | | | | | | | | EXPORTATIONS | | |
| 1990 | 77: | 92: | 39 | - | 53 | 68 | 2 | 1 | 53 | - | 3 | 23 | - | 5 | | |
| 1991 | 78: | : | 46 | - | 58 | : | - | 2 | 50 | - | 3 | 25 | 1 | 5 | | |
| 1992 | 84: | : | 52 | -: | 60 | : | 0 | 2 | 57 | - | 4 | 27 | 1 | 5 | | |
| 1993 | : | : | 54 | : | 62 | : | : | 3 | 67 | - | : | : | 3 | 6 | | |
| INTRA EUR | | | | | | | | | | | | | | INTRA EUR | | |
| 1990 | : | : | 37 | -: | 41 | 41 | 2 | 1 | 12 | -: | 2 | 6 | - | 4 | | |
| 1991 | : | : | 44 | -: | 37 | : | - | 1 | 12 | - | 2 | 9 | 1 | 4 | | |
| 1992 | : | : | 50 | -: | 40 | : | -: | : | 14 | - | : | : | -: | 4 | | |
| 1993 | : | : | -: | : | -: | : | : | : | -: | - | : | : | : | -: | | |
| INTRA EUR | | | | | | | | | | | | | | INTRA EUR | | |
| 1990 | : | : | 37 | -: | 41 | 41 | 2 | 1 | 12 | -: | 2 | 6 | - | 4 | | |
| 1991 | : | : | 44 | -: | 37 | 7 | - | 1 | 12 | - | 2 | 9 | 1 | 4 | | |
| 1992 | : | : | 50 | -: | 40 | -: | 0 | 2 | 14 | - | 3 | 10 | 1 | 4 | | |
| 1993 | : | : | 53 | : | -: | : | : | 2 | 15 | - | : | : | 1 | 4 | | |
| FINAL STOCKS | | | | | | | | | | | | | | STOCKS FINALS | | |
| 1990 | : | : | 2 | -: | - | - | - | -: | 5 | : | - | 1 | -: | - | | |
| 1991 | : | : | 2 | - | - | : | : | -: | 6 | : | : | 1 | : | - | | |
| 1992 | : | : | 2 | -: | - | : | : | -: | 6 | : | : | 2 | : | - | | |
| 1993 | : | : | 2 | : | - | : | : | -: | 6 | : | : | : | : | - | | |
| CHANGE IN STOCKS | | | | | | | | | | | | | | VARIATION DES STOCKS | | |
| 1990 | : | : | 1 | -: | 3 | 3 | : | - | -1 | - | - | - | - | - | | |
| 1991 | : | : | - | - | 2 | : | : | - | 1 | - | : | - | - | - | | |
| 1992 | : | : | - | -: | 2 | : | : | - | - | - | : | 1 | - | - | | |
| 1993 | : | : | - | : | -2 | : | : | - | - | - | : | : | -1 | - | | |
| TOTAL DOMESTIC USES | | | | | | | | | | | | | | UTILISATION INTERIEURE TOTALE | | |
| 1990 | 351: | 329: | 15 | -: | 113 | 91 | 3 | 31 | 63 | -: | 72 | 15 | 4 | 35 | | |
| 1991 | 373: | : | 15 | - | 114 | : | 3: | 37 | 63 | - | 73 | 15 | 3 | 44 | | |
| 1992 | 400: | : | 16 | -: | 120 | : | 3 | 36 | 63 | - | 72 | 11 | 3 | 76 | | |
| 1993 | : | : | 15 | : | 122 | : | : | 43 | 63 | - | : | : | 3 | 44 | | |
| LOSSES | | | | | | | | | | | | | | PERTES | | |
| 1990 | : | : | - | -: | - | - | - | -: | -: | - | - | -: | - | -: | | |
| 1991 | : | : | - | - | - | : | : | : | - | - | : | - | - | : | | |
| 1992 | : | : | -: | - | - | : | : | : | - | - | : | -: | - | : | | |
| 1993 | : | : | -: | : | - | : | : | : | - | - | : | : | - | : | | |
| HUMAN CONSUMPTION 1) | | | | | | | | | | | | | | CONSOMMATION HUMAINE 1) | | |
| 1990 | 362 | 340 | 15 | - | 113 | 91 | 3 | 31 | 63 | - | 72 | 15 | 4 | 35 | | |
| 1991 | 385 | : | 15 | - | 121 | : | 3 | 37 | 62 | - | 73 | 15 | 3 | 44 | | |
| 1992 | 413: | : | 16 | -: | 120 | : | 3 | 36 | 63 | - | 72 | 11 | 3 | 76 | | |
| 1993 | : | : | 15 | : | 122 | : | : | 43 | 63 | - | : | : | 3 | 44 | | |
| SELF-SUFFICIENCY (%) | | | | | | | | | | | | | | AUTO-APPROVISIONNEMENT (%) | | |
| 1990 | : | : | 286,7 | -: | 141,6 | 168,1 | - | 100,6 | 165,1 | -: | 45,8 | 220,0 | 75,0 | 31,4 | | |
| 1991 | : | : | 326,7 | - | 137,2 | : | -: | 102,2 | 162,9 | - | 43,8 | 226,7 | 100,0 | 45,5 | | |
| 1992 | : | : | 343,8 | -: | 137,5 | : | - | 101,4 | 168,3 | - | 41,7 | 290,9 | 100,0 | 26,3 | | |
| 1993 | : | : | 360,0 | : | 134,4 | : | : | 97,9 | 184,1 | - | : | : | 133,3 | 45,5 | | |
| HUMAN CONSUMPTION (KG/HEAD/YEAR) | | | | | | | | | | | | | | CONSOMMATION HUMAINE (KG/TETE/AN) | | |
| 1990 | 1,1 | 1,0 | 1,4 | - | 1,4 | 1,4 | 0,3 | 0,8 | 1,1 | - | 1,2 | 1,0 | 0,4 | 0,6 | | |
| 1991 | 1,1 | : | 1,4 | - | 1,5 | : | 0,3 | 0,9 | 1,1 | - | 1,3 | 1,0 | 0,3 | 0,8 | | |
| 1992 | 1,2: | : | 1,5 | -: | 1,5 | : | 0,3 | 0,9 | 1,1 | - | 1,3 | 0,7 | 0,3 | 1,3 | | |
| 1993 | : | : | 1,4 | : | 1,5 | : | : | 1,1 | 1,1 | - | : | : | 0,3 | 0,6 | | |

EGGS (TOTAL)

1000 T

OEUF (TOTAL)

| | I I EUR 12 | I IEUR 12# | I UFBL | I DK | I D | I DE | I GR | I E | I F | I IRL | I I | I NL | I P | I UK |
|---|---------------|---------------|-----------|---------|---------|---------|---------|---------|---------|----------|---------|---------|--------|---------|
| USABLE PRODUCTION | | | | | | | | | | | | | | |
| 1990 | | 4758 | 186 | 82 | | 692 | 128 | 668 | 902 | 35 | 597 | 652 | 94 | 721 |
| 1991 | 4981 | 4981 | 200 | 84 | 922 | 922 | 123 | 641 | 928 | 39 | 648 | 652 | 98 | 646 |
| 1992 | | | 201 | 88 | 902 | | 124 | 602 | 932 | | 665 | | 103 | 639 |
| 1993 | | | 210 | | 826 | | | 602 | 938 | | 642 | | 103 | 635 |
| IMPORTS | | | | | | | | | | | | | | |
| 1990 | | 86 | 67 | 9 | | 366 | 3 | 27 | 75 | 5 | 51 | 51 | 1 | 76 |
| 1991 | 34 | 34 | 62 | 9 | 357 | 357 | 4 | 20 | 74 | 6 | 53 | 55 | - | 57 |
| 1992 | | | 69 | 11 | 339 | | 4 | 21 | 79 | | 51 | | 1 | 49 |
| 1993 | | | 52 | | 338 | | | 34 | 81 | | 33 | | 2 | 40 |
| INTRA EUR | | | | | | | | | | | | | | |
| 1990 | | 644 | 60 | - | 1 | 316 | 3 | 27 | 75 | 5 | 47 | 37 | 1 | 74 |
| 1991 | 662 | 662 | 59 | - | 352 | 352 | 4 | 19 | 74 | 6 | 47 | 42 | - | 59 |
| 1992 | | | 67 | - | 333 | | 4 | 1 | 79 | | | | | 47 |
| 1993 | | | - | | - | | | 1 | - | | | | | - |
| INTRA EUR | | | | | | | | | | | | | | |
| 1990 | | 645 | 60 | - | 1 | 316 | 3 | 27 | 75 | 5 | 47 | 37 | 1 | 74 |
| 1991 | 662 | 662 | 59 | - | 352 | 352 | 4 | 19 | 74 | 6 | 47 | 42 | - | 59 |
| 1992 | | | 67 | - | 333 | | 4 | 20 | 79 | | 48 | | 1 | 47 |
| 1993 | | | 51 | | 332 | | | 33 | 80 | | 29 | | 2 | 38 |
| RESOURCES = USES | | | | | | | | | | | | | | |
| 1990 | | 4844 | 253 | 91 | | 1058 | 132 | 695 | 977 | 40 | 648 | 703 | 95 | 797 |
| 1991 | 5016 | 5016 | 262 | 93 | 1279 | 1279 | 127 | 660 | 1002 | 45 | 701 | 707 | 98 | 703 |
| 1992 | | | 270 | 99 | 1241 | | 126 | 622 | 1011 | | 716 | | 104 | 688 |
| 1993 | | | 262 | | 1164 | | | 636 | 1019 | | 675 | | 105 | 675 |
| EXPORTS | | | | | | | | | | | | | | |
| 1990 | | 147 | 100 | 12 | | 76 | 0 | 3 | 54 | 1 | 21 | 510 | 2 | 14 |
| 1991 | 140 | | 103 | 11 | 75 | 75 | 1 | 8 | 65 | - | 19 | 502 | 4 | 15 |
| 1992 | | | 108 | 12 | 67 | | 2 | 3 | 70 | | 18 | | 3 | 14 |
| 1993 | | | 101 | | 63 | | | 5 | 87 | | 26 | | 2 | 11 |
| INTRA EUR | | | | | | | | | | | | | | |
| 1990 | | | 92 | - | | 47 | 0 | 2 | 45 | 1 | 14 | 374 | 2 | 12 |
| 1991 | | | 96 | - | 42 | 42 | 0 | 7 | 51 | - | 13 | 427 | 4 | 13 |
| 1992 | | | 100 | - | 45 | | 2 | 1 | 58 | | | | | 12 |
| 1993 | | | - | | - | | | 1 | - | | | | | - |
| INTRA EUR | | | | | | | | | | | | | | |
| 1990 | | | 92 | - | | 47 | - | 2 | 45 | 1 | 14 | 374 | 2 | 12 |
| 1991 | | | 96 | - | 42 | 42 | - | 7 | 51 | - | 13 | 427 | 4 | 13 |
| 1992 | | | 100 | - | 45 | | 2 | 2 | 58 | | 14 | | 3 | 12 |
| 1993 | | | 87 | | 34 | | | 4 | 73 | | 21 | | 2 | 9 |
| FINAL STOCKS | | | | | | | | | | | | | | |
| 1990 | | | - | - | 1 | 8 | | - | | | - | - | - | - |
| 1991 | | | - | - | | | | | | | - | - | - | - |
| 1992 | | | - | - | | | | | | | - | - | - | - |
| 1993 | | | - | - | | | | | | | - | - | - | - |
| CHANGE IN STOCKS | | | | | | | | | | | | | | |
| 1990 | | 1 | - | 0 | | - | - | 1 | | - | - | - | - | - |
| 1991 | | -8 | - | 0 | -8 | -8 | - | - | - | - | - | - | - | - |
| 1992 | | | - | 0 | - | - | - | - | - | - | - | - | - | - |
| 1993 | | | - | 0 | - | - | - | 1 | | - | - | - | - | - |
| TOTAL DOMESTIC USES | | | | | | | | | | | | | | |
| 1990 | | 4695 | 153 | 80 | | 982 | 132 | 693 | 922 | 38 | 627 | 193 | 93 | 783 |
| 1991 | 4882 | 4882 | 159 | 82 | 1212 | 1212 | 126 | 692 | 927 | 41 | 622 | 205 | 94 | 800 |
| 1992 | | | 142 | 87 | 1174 | | 126 | 619 | 940 | | 698 | | 101 | 674 |
| 1993 | | | 161 | | 1101 | | | 630 | 931 | | 649 | | 92 | 664 |
| INCUBATION | | | | | | | | | | | | | | |
| 1990 | | 317 | 10 | 8 | | 26 | 10 | 48 | 67 | 3 | 39 | 37 | 10 | 59 |
| 1991 | 332 | 332 | 11 | 8 | 31 | 31 | 10 | 50 | 67 | 4 | 42 | 41 | 10 | 58 |
| 1992 | | | 12 | 9 | 32 | | 10 | 47 | 70 | | 42 | | 11 | 59 |
| 1993 | | | 13 | | 32 | | | 51 | 71 | | 39 | | - | 60 |
| LOSSES | | | | | | | | | | | | | | |
| 1990 | | 18 | - | - | - | - | 1 | - | 7 | - | 1 | - | 9 | - |
| 1991 | | 19 | - | - | - | - | 1 | - | 7 | - | 1 | 2 | 0 | - |
| 1992 | | | - | - | - | - | 1 | - | 7 | | 1 | | 9 | - |
| 1993 | | | - | - | - | - | | - | 7 | | 1 | | 9 | - |
| ANIMAL FEED | | | | | | | | | | | | | | |
| 1990 | | - | - | - | - | - | - | - | - | - | - | - | - | - |
| 1991 | | | - | - | - | - | - | - | - | - | - | - | - | - |
| 1992 | | | - | - | - | - | - | - | - | - | - | - | - | - |
| 1993 | | | - | - | - | - | - | - | - | - | - | - | - | - |
| INDUSTRIAL USES | | | | | | | | | | | | | | |
| 1990 | | 19 | 0 | - | - | - | - | 6 | 7 | - | - | - | - | 6 |
| 1991 | | 20 | 0 | - | - | - | - | 6 | 8 | - | - | - | - | 6 |
| 1992 | | | 0 | - | - | - | - | 6 | 8 | - | - | - | - | 7 |
| 1993 | | | - | - | - | - | - | 5 | 8 | - | - | - | - | 9 |
| HUMAN CONSUMPTION 1) | | | | | | | | | | | | | | |
| 1990 | | 4341 | 142 | 72 | | 956 | 121 | 639 | 842 | 35 | 587 | 156 | 74 | 718 |
| 1991 | 4512 | 4512 | 148 | 73 | 1182 | 1182 | 116 | 596 | 856 | 40 | 639 | 162 | 76 | 628 |
| 1992 | | | 150 | 78 | 1142 | | 115 | 566 | 862 | | 655 | | 81 | 608 |
| 1993 | | | 148 | | 1069 | | | 574 | 845 | | 609 | | 83 | 595 |
| SELF-SUFFICIENCY (%) | | | | | | | | | | | | | | |
| 1990 | | 101,3 | 121,7 | 103,6 | | 70,5 | 97,6 | 96,5 | 97,8 | 92,1 | 95,2 | 337,8 | 101,1 | 92,1 |
| 1991 | 102,0 | 102,0 | 125,7 | 103,1 | 76,1 | 76,1 | 97,5 | 98,2 | 99,0 | 88,6 | 95,0 | 318,0 | 104,3 | 93,9 |
| 1992 | | | 134,1 | 101,3 | 76,8 | | 98,7 | 97,2 | 99,1 | | 95,3 | | 102,0 | 94,8 |
| 1993 | | | 130,4 | | 75,0 | | | 95,5 | 100,7 | | 98,9 | | 112,0 | 95,6 |
| HUMAN CONSUMPTION (KG/HEAD/YEAR) | | | | | | | | | | | | | | |
| 1990 | | 13,2 | 13,7 | 13,9 | | 15,2 | 11,9 | 16,4 | 14,9 | 10,0 | 10,2 | 10,4 | 7,1 | 12,5 |
| 1991 | 13,1 | | 14,2 | 14,3 | 14,8 | | 11,3 | 15,3 | 15,0 | 11,4 | 11,1 | 10,7 | 7,7 | 10,8 |
| 1992 | | | 14,4 | 15,1 | 14,2 | | 11,2 | 14,5 | 15,0 | | 11,5 | | 8,2 | 10,5 |
| 1993 | | | 14,2 | | 13,3 | | | 14,7 | 14,7 | | 10,7 | | 8,4 | 10,3 |
| USABLE PRODUCTION (MIO EGGS) | | | | | | | | | | | | | | |
| 1990 | | 80327,6 | 2943,0 | 1373,0 | | 11528,0 | 2549,4 | 11611,0 | 14628,0 | 608,0 | 10224,2 | 10867,0 | 1716,0 | 12280,0 |
| 1991 | 73523,0 | 73523,0 | 3134,0 | 1400,0 | 15374,0 | 15374,0 | 2466,4 | 11186,0 | 18419,0 | 687,0 | 11112,7 | - | 1782,0 | 11000,0 |
| 1992 | | | 3181,0 | 1470,0 | 15026,0 | | 2486,1 | 10403,0 | 15373,0 | | 11386,0 | | 1873,0 | 10889,0 |
| 1993 | | | 3339,0 | | 13548,0 | | | 10469,0 | 15475,0 | | 10998,3 | | 1873,0 | 10821,0 |

| EGGS (TOTAL) | 1000 T | | | | | | | | | | | | | | | | | OEUFs (TOTAL) | | | |
|---|---------|---------|--------|--------|---------|---------|--------|---------|---------|-------|---------|---------|--------|--|--|--|--|---------------|--|--|--|
| | I EUR | I EUR | I UFB | I DK | I D | I D | I GR | I E | I F | I IRL | I I | I NL | I P | I UK | | | | | | | |
| USABLE PRODUCTION | | | | | | | | | | | | | | PRODUCTION UTILISABLE | | | | | | | |
| 1990 | | 4758 | 186 | 82 | | 692 | 128 | 668 | 902 | 35 | 597 | 652 | 94 | 721 | | | | | | | |
| 1991 | 4981 | 4981 | 200 | 84 | 922 | 922 | 123 | 641 | 928 | 39 | 648 | 652 | 98 | 646 | | | | | | | |
| 1992 | | | 201 | 88 | 902 | | 124 | 602 | 932 | | 665 | | 103 | 639 | | | | | | | |
| 1993 | | | 210 | | 826 | | | 602 | 938 | | 642 | | 103 | 635 | | | | | | | |
| IMPORTS | | | | | | | | | | | | | | IMPORTATIONS | | | | | | | |
| 1990 | | 86 | 67 | 9 | | 366 | 3 | 27 | 75 | 5 | 51 | 51 | 1 | 76 | | | | | | | |
| 1991 | 34 | 34 | 62 | 9 | 357 | 357 | 4 | 20 | 74 | 6 | 53 | 55 | | 57 | | | | | | | |
| 1992 | | | 69 | 11 | 339 | | 4 | 21 | 79 | | 51 | | 1 | 49 | | | | | | | |
| 1993 | | | 52 | | 338 | | | 34 | 81 | | 33 | | 2 | 40 | | | | | | | |
| INTRA EUR | | | | | | | | | | | | | | INTRA EUR | | | | | | | |
| 1990 | | 644 | 60 | - | | 316 | 3 | 27 | 75 | 5 | 47 | 37 | 1 | 74 | | | | | | | |
| 1991 | 662 | 662 | 59 | - | 352 | 352 | 4 | 19 | 74 | 6 | 47 | 42 | | 59 | | | | | | | |
| 1992 | | | 67 | - | 333 | | 4 | | 79 | | | | | 47 | | | | | | | |
| 1993 | | | - | - | - | | | | - | | | | | - | | | | | | | |
| INTRA EUR | | | | | | | | | | | | | | INTRA EUR | | | | | | | |
| 1990 | | 645 | 60 | - | | 316 | 3 | 27 | 75 | 5 | 47 | 37 | 1 | 74 | | | | | | | |
| 1991 | 662 | 662 | 59 | - | 352 | 352 | 4 | 19 | 74 | 6 | 47 | 42 | | 59 | | | | | | | |
| 1992 | | | 67 | - | 333 | | 4 | | 79 | | | | | 47 | | | | | | | |
| 1993 | | | 51 | - | 332 | | | 33 | 80 | | 29 | | 2 | 38 | | | | | | | |
| RESSOURCES = USES | | | | | | | | | | | | | | RESSOURCES = EMPLOIS | | | | | | | |
| 1990 | | 4844 | 253 | 91 | | 1058 | 132 | 695 | 977 | 40 | 648 | 703 | 95 | 797 | | | | | | | |
| 1991 | 5016 | 5016 | 262 | 93 | 1279 | 1279 | 117 | 660 | 1002 | 45 | 701 | 707 | 90 | 703 | | | | | | | |
| 1992 | | | 270 | 97 | 1241 | | 128 | 622 | 1011 | | 716 | | 104 | 688 | | | | | | | |
| 1993 | | | 262 | | 1164 | | | 636 | 1019 | | 675 | | 105 | 675 | | | | | | | |
| EXPORTS | | | | | | | | | | | | | | EXPORTATIONS | | | | | | | |
| 1990 | | 147 | 100 | 12 | | 76 | 0 | 3 | 54 | 1 | 21 | 510 | 2 | 14 | | | | | | | |
| 1991 | 140 | | 103 | 11 | 75 | 75 | 1 | 8 | 65 | | 19 | 502 | 4 | 15 | | | | | | | |
| 1992 | | | 108 | 12 | 67 | | 2 | 3 | 70 | | 18 | | 3 | 14 | | | | | | | |
| 1993 | | | 101 | | 63 | | | 5 | 87 | | 26 | | 2 | 11 | | | | | | | |
| INTRA EUR | | | | | | | | | | | | | | INTRA EUR | | | | | | | |
| 1990 | | | 92 | - | | 47 | 0 | 2 | 45 | 1 | 14 | 374 | 2 | 12 | | | | | | | |
| 1991 | | | 96 | - | 42 | 42 | 0 | 7 | 51 | | 13 | 427 | 4 | 13 | | | | | | | |
| 1992 | | | 100 | - | 45 | | 2 | | 58 | | | | | 12 | | | | | | | |
| 1993 | | | - | - | - | | | | - | | | | | - | | | | | | | |
| INTRA EUR | | | | | | | | | | | | | | INTRA EUR | | | | | | | |
| 1990 | | | 92 | - | | 47 | - | 2 | 45 | 1 | 14 | 374 | 2 | 12 | | | | | | | |
| 1991 | | | 96 | - | 42 | 42 | - | 7 | 51 | - | 13 | 427 | 4 | 13 | | | | | | | |
| 1992 | | | 100 | - | 45 | | 2 | 2 | 58 | | 14 | | 3 | 12 | | | | | | | |
| 1993 | | | 87 | | 34 | | | 4 | 73 | | 21 | | 2 | 9 | | | | | | | |
| FINAL STOCKS | | | | | | | | | | | | | | STOCKS FINALS | | | | | | | |
| 1990 | | | - | - | | 8 | | - | | | - | - | - | - | | | | | | | |
| 1991 | | | - | - | | - | | - | | | - | - | - | - | | | | | | | |
| 1992 | | | - | - | | - | | - | | | - | - | - | - | | | | | | | |
| 1993 | | | - | - | | - | | - | | | - | - | - | - | | | | | | | |
| CHANGE IN STOCKS | | | | | | | | | | | | | | VARIATION DES STOCKS | | | | | | | |
| 1990 | | | 0 | | | - | | | 1 | | - | - | - | - | | | | | | | |
| 1991 | | -8 | | | -8 | -8 | | | 0 | | - | - | - | - | | | | | | | |
| 1992 | | | 0 | | | - | | | - | | - | - | - | - | | | | | | | |
| 1993 | | | - | | - | - | | | 1 | | - | - | - | - | | | | | | | |
| TOTAL DOMESTIC USES | | | | | | | | | | | | | | UTILISATION INTERIEURE TOTALE | | | | | | | |
| 1990 | | 4695 | 153 | 80 | | 982 | 132 | 693 | 922 | 38 | 627 | 193 | 93 | 783 | | | | | | | |
| 1991 | 4982 | 4982 | 180 | 82 | 1212 | 1212 | 124 | 652 | 927 | 44 | 622 | 205 | 94 | 808 | | | | | | | |
| 1992 | | | 162 | 87 | 1174 | | 126 | 619 | 940 | | 698 | | 101 | 674 | | | | | | | |
| 1993 | | | 161 | | 1101 | | | 630 | 931 | | 649 | | 92 | 664 | | | | | | | |
| INCUBATION | | | | | | | | | | | | | | OEUFs A COUVER | | | | | | | |
| 1990 | | 317 | 10 | 8 | | 26 | 10 | 48 | 67 | 3 | 39 | 37 | 10 | 59 | | | | | | | |
| 1991 | 332 | 332 | 11 | 8 | 31 | 31 | 10 | 50 | 67 | 4 | 42 | 41 | 10 | 58 | | | | | | | |
| 1992 | | | 12 | 9 | 32 | | 10 | 47 | 70 | | 42 | | 11 | 59 | | | | | | | |
| 1993 | | | 13 | | 32 | | | 51 | 71 | | 39 | | - | 60 | | | | | | | |
| LOSSES | | | | | | | | | | | | | | PERTES | | | | | | | |
| 1990 | | 18 | | | | | 1 | | 7 | | 1 | | 9 | - | | | | | | | |
| 1991 | | 19 | | | | | 1 | | 7 | | 1 | 2 | 8 | - | | | | | | | |
| 1992 | | | | | | | 1 | | 7 | | 1 | | 9 | - | | | | | | | |
| 1993 | | | | | | | | | 7 | | 1 | | 9 | - | | | | | | | |
| ANIMAL FEED | | | | | | | | | | | | | | ALIMENTATION ANIMALE | | | | | | | |
| 1990 | | | | | | | | | | | | | | | | | | | | | |
| 1991 | | | | | | | | | | | | | | | | | | | | | |
| 1992 | | | | | | | | | | | | | | | | | | | | | |
| 1993 | | | | | | | | | | | | | | | | | | | | | |
| INDUSTRIAL USES | | | | | | | | | | | | | | USAGES INDUSTRIELS | | | | | | | |
| 1990 | | 19 | 0 | | | | | 6 | 7 | | | | | 6 | | | | | | | |
| 1991 | | 20 | | | | | | 6 | 8 | | | | | 6 | | | | | | | |
| 1992 | | | | | | | | 6 | 8 | | | | | 7 | | | | | | | |
| 1993 | | | | | | | | 5 | 8 | | | | | 9 | | | | | | | |
| HUMAN CONSUMPTION 1) | | | | | | | | | | | | | | CONSUMMATION HUMAINE 1) | | | | | | | |
| 1990 | | 4341 | 142 | 72 | | 956 | 121 | 639 | 842 | 35 | 587 | 156 | 74 | 718 | | | | | | | |
| 1991 | 4512 | 4512 | 148 | 73 | 1182 | 1182 | 116 | 596 | 856 | 40 | 639 | 162 | 76 | 624 | | | | | | | |
| 1992 | | | 150 | 78 | 1142 | | 115 | 566 | 862 | | 655 | | 81 | 608 | | | | | | | |
| 1993 | | | 148 | | 1069 | | | 574 | 845 | | 609 | | 83 | 595 | | | | | | | |
| SELF-SUFFICIENCY (%) | | | | | | | | | | | | | | AUTO-APPROVISIONNEMENT (%) | | | | | | | |
| 1990 | | 101,3 | 121,7 | 103,6 | | 70,5 | 97,6 | 96,5 | 97,8 | 92,1 | 95,2 | 337,8 | 101,1 | 92,1 | | | | | | | |
| 1991 | 102,0 | 102,0 | 125,7 | 103,1 | 76,1 | 76,1 | 97,5 | 98,2 | 99,0 | 88,6 | 95,0 | 318,0 | 104,3 | 93,9 | | | | | | | |
| 1992 | | | 124,1 | 101,3 | 76,8 | | 98,7 | 97,2 | 99,1 | | 95,3 | | 102,0 | 94,8 | | | | | | | |
| 1993 | | | 130,4 | | 75,0 | | | 95,5 | 100,7 | | 98,9 | | 112,0 | 95,6 | | | | | | | |
| HUMAN CONSUMPTION (KG/HEAD/YEAR) | | | | | | | | | | | | | | CONSUMMATION HUMAINE (KG/TETE/AN) | | | | | | | |
| 1990 | | 13,2 | 13,7 | 13,9 | | 15,2 | 11,9 | 16,4 | 14,9 | 10,0 | 10,2 | 10,4 | 7,1 | 12,5 | | | | | | | |
| 1991 | 13,1 | | 14,2 | 14,3 | 14,8 | | 11,3 | 15,3 | 15,0 | 11,4 | 11,1 | 10,7 | 7,7 | 10,8 | | | | | | | |
| 1992 | | | 14,4 | 15,1 | 14,2 | | 11,2 | 14,5 | 15,0 | | 11,5 | | 8,2 | 10,5 | | | | | | | |
| 1993 | | | 14,2 | | 13,3 | | | 14,7 | 14,7 | | 10,7 | | 8,4 | 10,3 | | | | | | | |
| USABLE PRODUCTION (MIO EGGS) | | | | | | | | | | | | | | PRODUCTION UTILIS. (MIO OEUFs) | | | | | | | |
| 1990 | | 80327,6 | 2943,0 | 1373,0 | | 11528,0 | 2549,4 | 11611,0 | 14628,0 | 608,0 | 10224,2 | 10867,0 | 1716,0 | 12280,0 | | | | | | | |
| 1991 | 73523,0 | 73523,0 | 3136,0 | 1400,0 | 15374,0 | 15374,0 | 2466,4 | 11148,0 | 15419,0 | 687,0 | 11112,7 | - | 1782,0 | 11000,0 | | | | | | | |
| 1992 | | | 3181,0 | 1470,0 | 15026,0 | | 2486,1 | 10403,0 | 15375,0 | | 11386,0 | | 1873,0 | 10885,0 | | | | | | | |
| 1993 | | | 3339,0 | | 13546,0 | | | 10469,0 | 15475,0 | | 10996,3 | | 1073,0 | 10621,0 | | | | | | | |

| SUPPLY BALANCE SHEET | | 05.12.94 | | | | | | | | | | | | BILAN D'APPROVISIONNEMENT | | | | |
|---|----------|-----------|--------|-------|------|------|------|------|-------|-------|------|-------|-------|---------------------------|--|--|--|--|
| EGGS FOR CONSUMPTION | | 1000 T | | | | | | | | | | | | OEUFs DE CONSOMMATION | | | | |
| | I EUR 12 | I EUR 12* | I UEBL | I DK | I D | I D* | I GR | I E | I F | I IRL | I I | I I | I NL | I P | I UK | | | |
| USABLE PRODUCTION | | | | | | | | | | | | | | | PRODUCTION UTILISABLE | | | |
| 1990 | : | 4422 | 176 | 74 | : | 672 | 120 | 620 | 829 | 31 | 559 | 595 | 84 | 662 | | | | |
| 1991 | 4099 | 4099 | 189 | 76 | 898 | 898 | 115 | 591 | 855 | 35 | 608 | 59 | 88 | 586 | | | | |
| 1992 | : | : | 189 | 79 | 875 | : | 116 | 557 | 855 | : | 625 | : | 92 | 579 | | | | |
| 1993 | : | : | 196 | : | 798 | : | : | 556 | 860 | : | 604 | : | 92 | 576 | | | | |
| IMPORTS | | | | | | | | | | | | | | | IMPORTATIONS | | | |
| 1990 | : | : | 64 | 9 | : | 357 | 2 | 27 | 75 | 5 | 50 | 50 | -: | 75 | | | | |
| 1991 | 934 | : | 58 | 9 | 347 | 347 | 3 | 19 | 74 | 6 | 51 | 1 | - | 56 | | | | |
| 1992 | : | : | 65 | 11 | 331 | : | 2 | 18 | 79 | : | 49 | : | 1 | 49 | | | | |
| 1993 | : | : | 47 | : | 331 | : | : | 28 | 81 | : | 32 | : | 2 | 39 | | | | |
| INTRA EUR | | | | | | | | | | | | | | | INTRA EUR | | | |
| 1990 | : | : | 57 | -: | : | 308 | 2 | 27 | 75 | 5 | 46 | 36 | 1 | 73 | | | | |
| 1991 | : | : | 55 | - | 343 | 343 | 2 | 19 | 74 | 6 | 46 | 1 | - | 54 | | | | |
| 1992 | : | : | 63 | - | 326 | : | 2 | : | 79 | : | : | : | : | 46 | | | | |
| 1993 | : | : | -: | : | -: | : | : | : | -: | : | : | : | : | -: | | | | |
| INTRA EUR | | | | | | | | | | | | | | | INTRA EUR | | | |
| 1990 | : | : | 57 | -: | : | 308 | 2 | 27 | 75 | 5 | 46 | 36 | 1 | 73 | | | | |
| 1991 | 310 | : | 55 | - | 343 | 343 | 2 | 19 | 74 | 6 | 46 | 1 | - | 54 | | | | |
| 1992 | : | : | 63 | - | 326 | : | 2 | 18 | 79 | : | 47 | : | 1 | 46 | | | | |
| 1993 | : | : | 46 | : | 325 | : | : | 28 | 80 | : | 28 | : | 2 | 37 | | | | |
| RESOURCES = USES | | | | | | | | | | | | | | | RESSOURCES = EMPLOIS | | | |
| 1990 | : | : | 240 | 83 | : | 1029 | 122 | 647 | 904 | 36 | 609 | 645 | 84 | 737 | | | | |
| 1991 | 5034 | : | 247 | 84 | 1245 | 1245 | 118 | 610 | 929 | 41 | 659 | 60 | 88 | 642 | | | | |
| 1992 | : | : | 254 | 89 | 1206 | : | 118 | 575 | 935 | : | 674 | : | 93 | 628 | | | | |
| 1993 | : | : | 243 | : | 1129 | : | : | 584 | 941 | : | 636 | : | 94 | 615 | | | | |
| EXPORTS | | | | | | | | | | | | | | | EXPORTATIONS | | | |
| 1990 | : | : | 97 | 12 | : | 74 | 0 | 3 | 54 | - | 21 | 489 | 2 | 13 | | | | |
| 1991 | - | : | 99 | 11 | 72 | 72 | 1 | 8 | 65 | - | 19 | 19 | 4 | 13 | | | | |
| 1992 | : | : | 104 | 12 | 64 | : | 2 | 3 | 70 | : | 18 | : | 3 | 13 | | | | |
| 1993 | : | : | 95 | : | 60 | : | : | 5 | 86 | : | 26 | : | 2 | 11 | | | | |
| INTRA EUR | | | | | | | | | | | | | | | INTRA EUR | | | |
| 1990 | : | : | 91 | -: | : | 46 | 0 | 2 | 45 | - | 14 | 361 | 2 | 11 | | | | |
| 1991 | : | : | 95 | - | 41 | 41 | 0 | 7 | 51 | - | 13 | 14 | 4 | 11 | | | | |
| 1992 | : | : | 99 | - | 44 | : | 2 | : | 58 | : | : | : | : | 11 | | | | |
| 1993 | : | : | -: | : | -: | : | : | : | -: | : | : | : | : | -: | | | | |
| INTRA EUR | | | | | | | | | | | | | | | INTRA EUR | | | |
| 1990 | : | : | 91 | -: | : | 46 | - | 2 | 45 | - | 14 | 361 | 2 | 11 | | | | |
| 1991 | : | : | 95 | - | 41 | 41 | - | 7 | 51 | - | 13 | 14 | 4 | 11 | | | | |
| 1992 | : | : | 99 | - | 44 | : | 2 | 2 | 58 | : | 14 | : | 3 | 11 | | | | |
| 1993 | : | : | 83 | : | 32 | : | : | 3 | 73 | : | 21 | : | 2 | 8 | | | | |
| FINAL STOCKS | | | | | | | | | | | | | | | STOCKS FINALS | | | |
| 1990 | : | : | -: | : | : | : | : | : | : | - | -: | - | : | - | | | | |
| 1991 | : | : | - | : | : | : | : | : | : | - | - | - | : | - | | | | |
| 1992 | : | : | : | : | : | : | : | : | : | - | -: | : | : | : | | | | |
| 1993 | : | : | : | : | : | : | : | : | : | - | -: | : | : | : | | | | |
| CHANGE IN STOCKS | | | | | | | | | | | | | | | VARIATION DES STOCKS | | | |
| 1990 | : | 1: | -: | 0 | : | - | -: | - | 1 | - | -: | - | - | - | | | | |
| 1991 | : | -0: | - | 0 | -8 | -0 | -: | - | 0 | - | - | - | - | - | | | | |
| 1992 | : | : | -: | 0 | - | : | -: | - | -: | - | - | - | - | - | | | | |
| 1993 | : | : | -: | : | - | : | : | - | 1 | : | - | - | - | - | | | | |
| TOTAL DOMESTIC USES | | | | | | | | | | | | | | | UTILISATION INTERIEURE TOTALE | | | |
| 1990 | : | 4372 | 143 | 72 | : | 956 | 122 | 645 | 849 | 35 | 588 | 156 | 83 | 724 | | | | |
| 1991 | 4421 | 4421 | 148 | 73 | 1181 | 1181 | 117 | 600 | 864 | 41 | 618 | 161 | 84 | 730 | | | | |
| 1992 | : | : | 150 | 78 | 1142 | : | 116 | 572 | 864 | : | 656 | : | 90 | 615 | | | | |
| 1993 | : | : | 148 | : | 1069 | : | : | 579 | 854 | : | 610 | : | 92 | 604 | | | | |
| LOSSES | | | | | | | | | | | | | | | PERTES | | | |
| 1990 | : | 18: | - | - | : | - | 1 | - | 7 | -: | 1 | - | 9 | -: | | | | |
| 1991 | : | 10: | - | -: | : | - | 1 | - | - | -: | 1 | - | 8 | -: | | | | |
| 1992 | : | : | -: | -: | -: | : | 1 | - | - | : | 1 | : | 9 | -: | | | | |
| 1993 | : | : | -: | : | -: | : | : | - | -: | : | 1 | : | 9 | -: | | | | |
| ANIMAL FEED | | | | | | | | | | | | | | | ALIMENTATION ANIMALE | | | |
| 1990 | : | -: | -: | -: | : | - | - | - | -: | - | -: | - | -: | - | | | | |
| 1991 | : | : | - | - | - | - | - | - | - | - | -: | - | - | - | | | | |
| 1992 | : | : | -: | -: | -: | - | - | - | -: | - | -: | - | - | - | | | | |
| 1993 | : | : | -: | -: | -: | - | - | - | -: | - | -: | - | - | - | | | | |
| INDUSTRIAL USES | | | | | | | | | | | | | | | USAGES INDUSTRIELS | | | |
| 1990 | : | 19: | 0 | -: | : | -: | - | 6 | 7 | - | - | - | - | 6 | | | | |
| 1991 | : | 20: | 0 | -: | -: | -: | -: | 6 | 8 | - | - | - | - | 6 | | | | |
| 1992 | : | : | - | -: | -: | -: | -: | 6 | 8 | : | - | - | - | 7 | | | | |
| 1993 | : | : | - | -: | -: | -: | -: | 5 | 8 | : | - | - | - | 9 | | | | |
| HUMAN CONSUMPTION 1) | | | | | | | | | | | | | | | CONSOMMATION HUMAINE 1) | | | |
| 1990 | : | 4341 | 142 | 72 | : | 956 | 121 | 639 | 842 | 35 | 587 | 156 | 74 | 718 | | | | |
| 1991 | 4512 | 4512 | 148 | 73 | 1182 | 1182 | 116 | 596 | 856 | 40 | 639 | 162 | 76 | 624 | | | | |
| 1992 | : | : | 150 | 78 | 1142 | : | 115 | 566 | 862 | : | 655 | : | 81 | 608 | | | | |
| 1993 | : | : | 148 | : | 1069 | : | : | 574 | 845 | : | 609 | : | 83 | 595 | | | | |
| SELF-SUFFICIENCY (%) | | | | | | | | | | | | | | | AUTO-APPROVISIONNEMENT (%) | | | |
| 1990 | : | 101,2 | 123,3 | 103,9 | : | 70,3 | 98,5 | 96,2 | 97,6 | 88,6 | 95,1 | 381,4 | 101,2 | 91,4 | | | | |
| 1991 | 92,7 | 92,7 | 127,8 | 103,4 | 76,0 | 76,0 | 98,6 | 98,1 | 98,9 | 85,4 | 95,0 | 143,9 | 104,8 | 93,0 | | | | |
| 1992 | : | : | 126,0 | 101,3 | 76,6 | : | 99,7 | 97,3 | 99,1 | : | 95,3 | : | 102,2 | 94,1 | | | | |
| 1993 | : | : | 132,4 | : | 74,7 | : | : | 95,9 | 100,8 | : | 99,0 | : | 100,0 | 95,4 | | | | |
| HUMAN CONSUMPTION (KG/HEAD/YEAR) | | | | | | | | | | | | | | | CONSOMMATION HUMAINE (KG/TETE/AN) | | | |
| 1990 | : | 13,2 | 13,7 | 13,9 | : | 15,2 | 11,9 | 16,4 | 14,9 | 10,0 | 10,2 | 10,4 | 7,1 | 12,5 | | | | |
| 1991 | 13,1 | : | 14,2 | 14,3 | 14,8 | : | 11,3 | 15,3 | 15,0 | 11,4 | 11,1 | 10,7 | 7,7 | 10,8 | | | | |
| 1992 | : | : | 14,4 | 15,1 | 14,2 | : | 11,2 | 14,5 | 15,0 | : | 11,5 | : | 8,2 | 10,5 | | | | |
| 1993 | : | : | 14,2 | : | 13,3 | : | : | 14,7 | 14,7 | : | 10,7 | : | 8,4 | 10,3 | | | | |

1) QUANTITIES AVAILABLE FOR CONSUMPTION

1) QUANTITES DISPONIBLES POUR LA CONSOMMATION



ES Clasificación de las publicaciones de Eurostat

TEMA

- 1 Estadísticas generales (azul oscuro)
- 2 Economía y finanzas (violeta)
- 3 Población y condiciones sociales (amarillo)
- 4 Energía e industria (azul claro)
- 5 Agricultura, silvicultura y pesca (verde)
- 6 Comercio exterior y balanza de pagos (rojo)
- 7 Servicios y transportes (naranja)
- 8 Medio ambiente (turquesa)
- 9 Diversos (marrón)

SERIE

- A Anuarios
- B Coyuntura
- C Cuentas, encuestas y estadísticas
- D Estudios y análisis
- E Métodos
- F Estadísticas rápidas

GR Ταξινόμηση των δημοσιεύσεων της Eurostat

ΘΕΜΑ

- 1 Γενικές στατιστικές (βαθύ μπλε)
- 2 Οικονομία και δημοσιονομικά (βιολετί)
- 3 Πληθυσμός και κοινωνικές συνθήκες (κίτρινο)
- 4 Ενέργεια και βιομηχανία (μπλε)
- 5 Γεωργία, δάση και αλιεία (πράσινο)
- 6 Εξωτερικό εμπόριο και ισοζύγιο πληρωμών (κόκκινο)
- 7 Υπηρεσίες και μεταφορές (πορτοκαλί)
- 8 Περιβάλλον (τουρκουάζ)
- 9 Διάφορα (καφέ)

ΣΕΙΡΑ

- A Επετηρίδες
- B Συγκυρία
- C Λογαριασμοί, έρευνες και στατιστικές
- D Μελέτες και αναλύσεις
- E Μέθοδοι
- F Ταχείες στατιστικές

IT Classificazione delle pubblicazioni dell'Eurostat

TEMA

- 1 Statistiche generali (blu)
- 2 Economia e finanze (viola)
- 3 Popolazione e condizioni sociali (giallo)
- 4 Energia e industria (azzurro)
- 5 Agricoltura, foreste e pesca (verde)
- 6 Commercio estero e bilancia dei pagamenti (rosso)
- 7 Servizi e trasporti (arancione)
- 8 Ambiente (turchese)
- 9 Diversi (marrone)

SERIE

- A Annuari
- B Tendenze congiunturali
- C Conti, indagini e statistiche
- D Studi e analisi
- E Metodi
- F Note rapide

DA Klassifikation af Eurostats publikationer

EMNE

- 1 Almene statistikker (mørkeblå)
- 2 Økonomi og finanser (violet)
- 3 Befolkning og sociale forhold (gul)
- 4 Energi og industri (blå)
- 5 Landbrug, skovbrug og fiskeri (grøn)
- 6 Udenrigshandel og betalingsbalancer (rød)
- 7 Tjenesteydelser og transport (orange)
- 8 Miljø (turkis)
- 9 Diverse statistikker (brun)

SERIE

- A Årbøger
- B Konjunkturoversigter
- C Regnskaber, tællinger og statistikker
- D Undersøgelser og analyser
- E Metoder
- F Ekspresoversigter

EN Classification of Eurostat publications

THEME

- 1 General statistics (midnight blue)
- 2 Economy and finance (violet)
- 3 Population and social conditions (yellow)
- 4 Energy and industry (blue)
- 5 Agriculture, forestry and fisheries (green)
- 6 External trade and balance of payments (red)
- 7 Services and transport (orange)
- 8 Environment (turquoise)
- 9 Miscellaneous (brown)

SERIES

- A Yearbooks
- B Short-term trends
- C Accounts, surveys and statistics
- D Studies and analyses
- E Methods
- F Rapid reports

NL Classificatie van de publicaties van Eurostat

ONDERWERP

- 1 Algemene statistiek (donkerblauw)
- 2 Economie en financiën (paars)
- 3 Bevolking en sociale voorwaarden (geel)
- 4 Energie en industrie (blauw)
- 5 Landbouw, bosbouw en visserij (groen)
- 6 Buitenlandse handel en betalingsbalansen (rood)
- 7 Diensten en vervoer (oranje)
- 8 Milieu (turkoois)
- 9 Diverse statistieken (bruin)

SERIE

- A Jaarboeken
- B Conjunctuur
- C Rekening, enquêtes en statistieken
- D Studies en analyses
- E Methoden
- F Spoedberichten

DE Gliederung der Veröffentlichungen von Eurostat

THEMENKREIS

- 1 Allgemeine Statistik (Dunkelblau)
- 2 Wirtschaft und Finanzen (Violett)
- 3 Bevölkerung und soziale Bedingungen (Gelb)
- 4 Energie und Industrie (Blau)
- 5 Land- und Forstwirtschaft, Fischerei (Grün)
- 6 Außenhandel und Zahlungsbilanz (Rot)
- 7 Dienstleistungen und Verkehr (Orange)
- 8 Umwelt (Türkis)
- 9 Verschiedenes (Braun)

REIHE

- A Jahrbücher
- B Konjunktur
- C Konten, Erhebungen und Statistiken
- D Studien und Analysen
- E Methoden
- F Schnellberichte

FR Classification des publications d'Eurostat

THÈME

- 1 Statistiques générales (bleu nuit)
- 2 Économie et finances (violet)
- 3 Population et conditions sociales (jaune)
- 4 Énergie et industrie (bleu)
- 5 Agriculture, sylviculture et pêche (vert)
- 6 Commerce extérieur et balance des paiements (rouge)
- 7 Services et transports (orange)
- 8 Environnement (turquoise)
- 9 Divers (brun)

SÉRIE

- A Annuaire
- B Conjuncture
- C Comptes, enquêtes et statistiques
- D Études et analyses
- E Méthodes
- F Statistiques rapides

PT Classificação das publicações do Eurostat

TEMA

- 1 Estatísticas gerais (azul escuro)
- 2 Economia e finanças (violeta)
- 3 População e condições sociais (amarelo)
- 4 Energia e indústria (azul)
- 5 Agricultura, silvicultura e pesca (verde)
- 6 Comércio externo e balança de pagamentos (vermelho)
- 7 Serviços e transportes (laranja)
- 8 Ambiente (turquesa)
- 9 Diversos (castanho)

SÉRIE

- A Anuários
- B Conjuntura
- C Contas, inquéritos e estatísticas
- D Estudos e análises
- E Métodos
- F Estatísticas rápidas

**Venta y suscripciones • Salg og abonnement • Verkauf und Abonnement • Πωλήσεις και συνδρομές
Sales and subscriptions • Vente et abonnements • Vendita e abbonamenti
Verkoop en abonnementen • Venda e assinaturas**

BELGIQUE / BELGIË

Moniteur belge / Belgisch staatsblad
Rue de Louvain 42 / Leuvenseweg 42
1000 Bruxelles / 1000 Brussel
Tél. (02) 512 00 26
Fax (02) 511 01 84

Jean De Lannoy
Avenue du Roi 202 / Koningslaan 202
1060 Bruxelles / 1060 Brussel
Tél. (02) 538 51 69
Téléx 63220 UNBOOK B
Fax (02) 538 08 41

Autres distributeurs/
Overige verkooppunten:
**Librairie européenne/
Europese boekhandel**
Rue de la Loi 244/Wetstraat 244
1040 Bruxelles / 1040 Brussel
Tél. (02) 231 04 35
Fax (02) 735 08 60

DANMARK

J. H. Schultz Information A/S
Herstedvang 10-12
2620 Albertslund
Tlf. 43 63 23 00
Fax (Sales) 43 63 19 69
Fax (Management) 43 63 19 49

DEUTSCHLAND

Bundesanzeiger Verlag
Breite Straße 78-80
Postfach 10 05 34
50445 Köln
Tél. (02 21) 20 29-0
Fax (02 21) 202 92 78

GREECE/ΕΛΛΑΔΑ

G.C. Eleftheroudakis SA
International Bookstore
Nikis Street 4
10563 Athens
Tél. (01) 322 63 23
Telex 219410 ELEF
Fax 323 98 21

ESPAÑA

Boletín Oficial del Estado
Trafalgar, 27-29
28071 Madrid
Tél. (91) 538 22 95
Fax (91) 538 23 49

Mundi-Prensa Libros, SA
Castelló, 37
28001 Madrid
Tél. (91) 431 33 99 (Libros)
431 32 22 (Suscripciones)
435 36 37 (Dirección)
Télex 49370-MPLI-E
Fax (91) 575 39 98

Sucursal:
Librería Internacional AEDOS
Consejo de Ciento, 391
08009 Barcelona
Tél. (93) 488 34 92
Fax (93) 487 76 59

**Librería de la Generalitat
de Catalunya**
Rambla dels Estudis, 118 (Palau Moja)
08002 Barcelona
Tél. (93) 302 68 35
Tél. (93) 302 64 62
Fax (93) 302 12 99

FRANCE

**Journal officiel
Service des publications
des Communautés européennes**
26, rue Desaix
75727 Paris Cedex 15
Tél. (1) 40 58 77 01/31
Fax (1) 40 58 77 00

IRELAND

Government Supplies Agency
4-5 Harcourt Road
Dublin 2
Tél. (1) 66 13 111
Fax (1) 47 80 645

ITALIA

Licosa SpA
Via Duca di Calabria 1/1
Casella postale 552
50125 Firenze
Tel. (055) 64 54 15
Fax 64 12 57
Telex 570466 LICOSA I

GRAND-DUCHÉ DE LUXEMBOURG

Messageries du livre
5, rue Raiffeisen
2411 Luxembourg
Tél. 40 10 20
Fax 49 06 61

NEDERLAND

SDU Overheidsinformatie
Externe Fondsen
Postbus 20014
2500 EA 's-Gravenhage
Tel. (070) 37 89 880
Fax (070) 37 89 783

PORTUGAL

Imprensa Nacional
Casa da Moeda, EP
Rua D. Francisco Manuel de Melo, 5
1092 Lisboa Codex
Tel. (01) 387 30 02/385 83 25
Fax (01) 384 01 32

**Distribuidora de Livros
Bertrand, Ld.^a**

Grupo Bertrand, SA
Rua das Terras dos Vales, 4-A
Apartado 37
2700 Amadora Codex
Tel. (01) 49 59 050
Telex 15798 BERDIS
Fax 49 60 255

UNITED KINGDOM

HMSO Books (Agency section)
HMSO Publications Centre
51 Nine Elms Lane
London SW8 5DR
Tel. (071) 873 9090
Fax 873 8463
Telex 29 71 138

ÖSTERREICH

**Manz'sche Verlags-
und Universitätsbuchhandlung**
Kohlmarkt 16
1014 Wien
Tel. (1) 531 610
Telex 112 500 BOX A
Fax (1) 531 61-181

SUOMI/FINLAND

Akateeminen Kirjakauppa
Keskuskatu 1
PO Box 218
00381 Helsinki
Tel. (0) 121 41
Fax (0) 121 44 41

NORGE

Narvesen Info Center
Bertrand Narvesens vei 2
PO Box 6125 Etterstad
0602 Oslo 6
Tel. (22) 57 33 00
Telex 79668 NIC N
Fax (22) 68 19 01

SVERIGE

BTJ AB
Traktorvgen 13
22100 Lund
Tel. (046) 18 00 00
Fax (046) 18 01 25
30 79 47

ICELAND

**BOKABUD
LARUSAR BLÖNDAL**
Skólavörðustíg, 2
101 Reykjavík
Tel. 11 56 50
Fax 12 55 60

SCHWEIZ / SUISSE / SVIZZERA

OSEC
Stampfenbachstraße 85
8035 Zürich
Tel. (01) 365 54 49
Fax (01) 365 54 11

BÄLGARIJA

**Europress Klassica BK
Ltd**
66, bd Vitoshka
1463 Sofia
Tel./Fax 2 52 74 75

ČESKÁ REPUBLIKA

NIS ČR
Havelská 22
130 00 Praha 3
Tel. (2) 24 22 94 33
Fax (2) 24 22 14 84

HRVATSKA

Mediatrade
P. Hatza 1
4100 Zagreb
Tel. (041) 430 392

MAGYARORSZÁG

Euro-Info-Service
Honvéd Europá Ház
Margitsziget
1138 Budapest
Tel./Fax 1 111 60 61
1 111 62 16

POLSKA

Business Foundation
ul. Krucza 38/42
00-512 Warszawa
Tel. (2) 621 99 93, 628-28-82
International Fax&Phone
(0-39) 12-00-77

ROMÂNIA

Euromedia
65, Strada Dionisie Lupu
70184 Bucuresti
Tel./Fax 1-31 29 646

RUSSIA

CCEC
9,60-letiya Oktyabrya Avenue
117312 Moscow
Tel./Fax (095) 135 52 27

SLOVAKIA

**Slovak Technical
Library**
Nm. slobody 19
812 23 Bratislava 1
Tel. (7) 5220 452
Fax : (7) 5295 785

CYPRUS

**Cyprus Chamber of Commerce and
Industry**
Chamber Building
38 Grivas Dhigenis Ave
3 Deligiorgis Street
PO Box 1455
Nicosia
Tel. (2) 449500/462312
Fax (2) 458630

MALTA

Miller distributors Ltd
PO Box 25
Malta International Airport
LQA 05 Malta
Tel. 66 44 88
Fax 67 67 99

TÜRKIYE

PRES AS
Istiklal Caddesi 469
80050 Tünel-Istanbul
Tel. 0(212) 252 81 41 - 251 91 96
Fax 0(212) 251 91 97

ISRAEL

ROY International
PO Box 13056
41 Mishmar Hayarden Street
Tel Aviv 61130
Tel. 3 496 108
Fax 3 648 60 39

**EGYPT/
MIDDLE EAST**

Middle East Observer
41 Sherif St.
Cairo
Tel/Fax 39 39 732

**UNITED STATES OF AMERICA /
CANADA**

UNIPUB
4611-F Assembly Drive
Lanham, MD 20706-4391
Tel. Toll Free (800) 274 4888
Fax (301) 459 0056

CANADA

Subscriptions only
Uniquement abonnements
Renouf Publishing Co. Ltd
1294 Algoma Road
Ottawa, Ontario K1B 3W8
Tel. (613) 741 43 33
Fax (613) 741 54 39
Telex 0534783

AUSTRALIA

Hunter Publications
58A Gipps Street
Collingwood
Victoria 3066
Tel. (3) 417 5361
Fax (3) 419 7154

JAPAN

Kinokuniya Company Ltd
17-7 Shinjuku 3-Chome
Shinjuku-ku
Tokyo 160-91
Tel. (03) 3439-0121

Journal Department

PO Box 55 Chitose
Tokyo 156
Tel. (03) 3439-0124

SOUTH-EAST ASIA

Legal Library Services Ltd
Orchard
PO Box 05523
Singapore 9123
Tel. 73 04 24 1
Fax 24 32 47 9

SOUTH AFRICA

Safto
5th Floor, Export House
Cnr Maude & West Streets
Sandton 2146
Tel. (011) 883-3737
Fax (011) 883-6569

**AUTRES PAYS
OTHER COUNTRIES
ANDERE LÄNDER**

**Office des publications officielles
des Communautés européennes**
2, rue Mercier
2985 Luxembourg
Tél. 499 28-1
Télex PUBOF LU 1324 b
Fax 48 85 73/48 68 17

Preis in Luxemburg (ohne MwSt.) / Price (excluding VAT) in Luxembourg / Prix au Luxembourg, TVA exclue
Einzelpreis / Single copy / Prix par numéro ECU 26 Abonnement / Subscription ECU 88



OFICINA DE PUBLICACIONES OFICIALES DE LAS COMUNIDADES EUROPEAS
KONTORET FOR DE EUROPÆISKE FÆLLESSKABERS OFFICIELLE PUBLIKATIONER
AMT FÜR AMTLICHE VERÖFFENTLICHUNGEN DER EUROPÄISCHEN GEMEINSCHAFTEN
ΥΠΗΡΕΣΙΑ ΕΠΙΣΗΜΩΝ ΕΚΔΟΣΕΩΝ ΤΩΝ ΕΥΡΩΠΑΪΚΩΝ ΚΟΙΝΟΤΗΤΩΝ
OFFICE FOR OFFICIAL PUBLICATIONS OF THE EUROPEAN COMMUNITIES
OFFICE DES PUBLICATIONS OFFICIELLES DES COMMUNAUTÉS EUROPÉENNES
UFFICIO DELLE PUBBLICAZIONI UFFICIALI DELLE COMUNITÀ EUROPEE
BUREAU VOOR OFFICIËLE PUBLIKATIES DER EUROPESE GEMEENSCHAPPEN
SERVIÇO DAS PUBLICAÇÕES OFICIAIS DAS COMUNIDADES EUROPEIAS



CA-BF-94-004-3A-C