

KONJUNKTURINDIKATOREN FÜR DIE INDUSTRIE

INDUSTRIAL SHORT-TERM TRENDS

INDICATEURS CONJONCTURELS DE L'INDUSTRIE



Monatlich Monthly Mensuel

DE

INDEX DER INDUSTRIELLEN PRODUKTION: im Januar wird für die Gemeinschaft mit einem schwachen Anstieg gerechnet.

Der Index für die Gemeinschaft (EUR 10) für Januar wurde nicht berechnet, da der Index der industriellen Produktion für Italien aus technischen Gründen nicht übermittelt wurde.

Die saisonbereinigten Indizes in der BR Deutschland und im Vereinigten Königreich steigen an, während der Index für Frankreich bereits im dritten aufeinanderfolgenden Monat sinkt: Die Produktion des Monats Dezember wurde anscheinend durch einen länger als üblich ausfallenden Urlaub am Jahresende beeinträchtigt, die Produktion des Monats Januar ging aufgrund der Kälte beträchtlich zurück.

Der Tendenzindikator (Mittelwert der letzten drei Monate gegenüber dem Mittelwert der vorangegangenen drei Monate) wird auch im Januar eine Verlangsamung der Erholung für EUR 10 ausweisen, was der Entwicklung in der Mehrzahl der Mitgliedstaaten entspricht. In zwei Staaten, Dänemark und Irland, ist noch ein rascher Anstieg zu verzeichnen. Hinzuweisen ist auf das Tempo des Anstiegs der industriellen Produktion im Vereinigten Königreich, wo der Tendenzindikator (1,5% im Januar) im Laufe der nächsten Monate noch weiter ansteigen wird. Es wird geschätzt, dass das Ende des Bergarbeiterstreiks - wenn man die direkten wie auch die indirekten Auswirkungen berücksichtigt - einen Anstieg des Index um ungefähr 3,5% ermöglichen wird.

Auf ein Jahr bezogen (von Januar 1984 bis Januar 1985) könnte sich der geschätzte Anstieg für die Gemeinschaft auf weniger als 2% belaufen, während er in den Vereinigten Staaten 5% und in Japan ungefähr 8% beträgt. Hingegen lauten die für das Jahr 1984 gegenüber 1983 festgestellten durchschnittlichen Anstiegsraten - entsprechend den im vergangenen Monat veröffentlichten Schätzungen - : 2,9% für EUR 10, 10,7% für die Vereinigten Staaten und 10,9% für Japan.

EN

THE INDEX OF INDUSTRIAL PRODUCTION: For January a slight increase is anticipated for the Community.

The index for the Community (EUR 10) for January has not been calculated because of the absence -for technical reasons- of the index of industrial production for Italy.

After seasonal adjustment there is an increase in the indexes for Federal Republic of Germany and the United Kingdom, but the index for France fell for the third consecutive month; production in December was presumably affected by end-of-year holidays which were longer than usual, while production in January was seriously affected by the cold weather.

The trend indicator (ratio of the average for the last three months to that of the previous three months), will continue to show a slowing-down in the recovery for EUR 10, since this trend is common to the majority of the Member States. In January two Member States - Denmark and Ireland - still show rapid growth, and it is also worth noting the rate of increase in industrial output in the United Kingdom, where the trend indicator (1.5% for January) will rise still higher in the next few months. It is considered that the direct and indirect effects of the end of the miners' strike will produce an increase of some 3.5% in the level of this index.

In one year (between January 1984 and January 1985) the estimated increase for the Community could be less than 2%, whereas it is 5% for the United States of America and approximately 8% for Japan. On the other hand - in accordance with the estimates published last month - the annual average increases recorded for 1984 over 1983 are as follows: 2.9% for EUR 10, 10.7% for the United States and 10.9% for Japan.

FR

L'INDICE DE LA PRODUCTION INDUSTRIELLE. En janvier une faible hausse est attendue pour la Communauté.

L'indice pour la Communauté (EUR 10) du mois de janvier n'est pas calculé à la suite de l'absence - pour des raisons techniques - de la transmission de l'indice de la production industrielle pour l'Italie.

Les indices corrigés des variations saisonnières sont en hausse en RF d'Allemagne et au Royaume-Uni, par contre l'indice pour la France est pour le troisième mois consécutif en baisse: la production de décembre aurait été affectée par des congés de fin d'année plus importants qu'à l'accoutumée et la production du mois de janvier a été perturbée de façon importante par le froid.

L'indicateur de tendance (moyenne des trois derniers mois par rapport à celle des trois mois précédents) continuera à indiquer en janvier un ralentissement de la reprise pour EUR 10 car c'est un phénomène constaté dans la majorité des Etats membres. Deux Etats connaissent encore un rythme d'augmentation rapide, le Danemark et l'Irlande. Il faut signaler le rythme d'augmentation de la production industrielle au Royaume-Uni dont l'indicateur de tendance (1,5% en janvier) augmentera encore au cours des prochains mois. On estime que l'arrêt de la grève des mineurs va permettre - si l'on prend en compte les effets directs et indirects - une augmentation du niveau de l'indice de environ 3,5%.

En un an (entre les mois de janvier 1984 et janvier 1985) la hausse estimée pour la Communauté pourrait être inférieure à 2% alors qu'elle est de 5% aux USA et de environ 8% au Japon. Par contre, les hausses constatées en moyenne annuelle pour 1984 par rapport à 1983 sont - conformément aux estimations publiées le mois dernier - les suivantes: 2,9% pour EUR 10, 10,7% pour les USA et 10,9% au Japon.



DE EUROPÆISKE FÆLLESSKABERS STATISTISKE KONTOR
STATISTISCHES AMT DER EUROPÄISCHEN GEMEINSCHAFTEN
ΣΤΑΤΙΣΤΙΚΗ ΥΠΗΡΕΣΙΑ ΤΩΝ ΕΥΡΩΠΑΪΚΩΝ ΚΟΙΝΟΤΗΤΩΝ
STATISTICAL OFFICE OF THE EUROPEAN COMMUNITIES
OFFICE STATISTIQUE DES COMMUNAUTÉS EUROPÉENNES
ISTITUTO STATISTICO DELLE COMUNITÀ EUROPEE
BUREAU VOOR DE STATISTIEK DER EUROPESE GEMEENSCHAPPEN

L-2920 Luxembourg — Tél. 43011 — Télex: Comeur Lu 3423
B-1049 Bruxelles, Bâtiment Berlaymont, Rue de la Loi 200 (Bureau de liaison) — Tél. 235.11.11

Luxembourg : Office des publications officielles des Communautés européennes, 1985

Außer im Falle kommerzieller Datennetze ist die Wiedergabe mit Quellennachweis gestattet.
Die Bedingungen für die Einspeisung in kommerzielle Datennetze können bei Eurostat, L-2920 Luxembourg, erfragt werden.

Reproduction is authorized, except by commercial data-base networks, subject to acknowledgement of the source.
For conditions relating to reproduction by data base services, application should be made to Eurostat, L-2920 Luxembourg.

La reproduction, autorisée sauf sur réseau informatique commercial, est subordonnée à l'indication de la source.
Toute demande concernant les conditions de reproduction sur réseau informatique devra être envoyée à l'Eurostat, L-2920 Luxembourg.

Printed in Luxembourg

Denne publikation kan fås gennem de salgssteder, som er nævnt på omslagets tredje side.

Diese Veröffentlichung ist bei den auf der dritten Umschlagseite aufgeführten Vertriebsbüros erhältlich.

Την έκδοση αυτή μπορείτε να την προμηθευτείτε από τα γραφεία πωλήσεων τα οποία αναφέρονται στην τρίτη σελίδα του εξωφύλλου.

This publication is obtainable from the sales offices mentioned on the inside back cover.

Pour obtenir cette publication, prière de s'adresser aux bureaux de vente dont les adresses sont indiquées à la page 3 de la couverture.

Per ottenere questa pubblicazione, si prega di rivolgersi agli uffici di vendita i cui indirizzi sono indicati nella 3ª pagina della copertina.

Deze publikatie is verkrijgbaar bij de verkoopkantoren waarvan de adressen op blz. 3 van het omslag vermeld zijn.

I N H A L T S V E R Z E I C H N I S

| | | |
|--|--|----|
| HINWEISE | | 4 |
| I BASISINDIKATOREN | | 9 |
| II ANGABEN NACH INDUSTRIELLEN BEREICHEN | | 15 |
| Gesamte Industrie (ohne Baugewerbe) | | 16 |
| Grundstoff- und Produktionsgüterindustrien | | 18 |
| Investitionsgüterindustrien | | 20 |
| Verbrauchsgüterindustrien | | 22 |
| Bergbau und Gewinnung von Steinen und Erden | | 24 |
| Be- und verarbeitende Industrie | | 26 |
| Energie | | 28 |
| Erzeugung und erste Bearbeitung von Metallen | | 30 |
| Be- und Verarbeitung von Steinen und Erden | | 32 |
| Chemische Industrie, einschließlich Chemiefaserindustrie ... | | 34 |
| Chemische Industrie | | 36 |
| Metallverarbeitende Industrie | | 38 |
| Herstellung von Metallerzeugnissen | | 40 |
| Maschinenbau | | 42 |
| Elektrotechnik | | 44 |
| Bau von Kraftwagen und deren Einzelteilen | | 46 |
| Fahrzeugbau (ohne Bau von Kraftwagen) | | 48 |
| Nahrungs- und Genußmittelgewerbe | | 50 |
| Textilindustrie | | 52 |
| Schuh- und Bekleidungsgewerbe | | 54 |
| III BAUGEWERBE | | 57 |

N.B.: Ab Nr 1-1985 sind die Indizes nicht mehr auf Basis 1975=100 sondern auf Basis 1980=100 ausgewiesen.

1. SYSTEMATIK DER INDUSTRIEZWEIGE

Die im vorliegenden Bulletin ausgedruckten Indizes beziehen sich auf die Industriezweige laut allgemeiner Systematik der Wirtschaftszweige in den Europäischen Gemeinschaften (NACE) - Abteilung 1 bis 4. In Teil III des Bulletins befinden sich auch einige Indikatoren zu der NACE-Abteilung 5 "Baugewerbe". Ein Auszug der Abteilungen 1 bis 4 ist der Nummer 1.1985 beigelegt.

2. PRODUKTIONSINDIZES

2.a Der Produktionsindex mißt die mengenmäßige Entwicklung der Bruttowertschöpfung (d.h. die Entwicklung zu konstanten Preisen) in der Industrie, wobei zu bedenken ist, daß die Zusammenfassung der Produktionsbereiche bei der Indexbildung (ebenso wie die Zusammenfassung für einen bestimmten Industriezweig auf Gemeinschaftsebene) durch Gewichtung mit Hilfe der Bruttowertschöpfung erfolgt (im Prinzip zu Faktorkosten). Die Indizes werden in zwei Etappen berichtigt: eine erste Berichtigung wird unter Berücksichtigung der ungleichen Zahl der Arbeitstage pro Monat durchgeführt (ausgenommen Spanien und Japan), wonach für EUR 10, die Mitgliedstaaten und Spanien eine Saisonbereinigung aufgrund eines EUROSTAT-Verfahrens erfolgt (mit Ausnahme des Vereinigten Königreichs, für das die Indizes durch das CSO saisonbereinigt werden). Für weitere Auskünfte über den Produktionsindex wird auf die Beilagen 1-1978 und 1983 zu diesem Bulletin verwiesen.

2.b Bedeutung von %A und %B:

2.b.1 Arbeitstägliche Produktionsindizes:

- %A: die letzten 12 Monate gegenüber den vorhergehenden 12 Monaten;
- %B: der letzte Monat gegenüber dem entsprechenden Vorjahresmonat.

2.b.2 Saisonbereinigte Produktionsindizes:

- %A: die letzten 3 Monate gegenüber den vorhergehenden 3 Monaten;
- %B: der letzte Monat gegenüber dem Vormonat.

2.c Die Ausführungen zu 2.a und 2.b gelten auch für die Produktionsindizes des Baugewerbes.

2.d Die Produktionsindizes von Drittländern (Portugal, USA, Japan, aber mit Ausnahme von Spanien) entstammen OECD-Quellen: ihre Nomenklatur sowie ihre Berechnungsweise und Saisonbereinigung entsprechen der Methodik der Quelle.

3. Im Gegensatz zum Produktionsindex (siehe 2.a) werden die übrigen Indizes (Umsatz, Auftragseingang, Ein- und Ausfuhr, abhängig Beschäftigte, Bruttolöhne und -gehälter) vor Saisonbereinigung nicht in bezug auf die ungleiche Zahl der Arbeitstage berichtigt.

4. UMSATZ- UND AUFTRAGSEINGANGSINDIZES

Sie erfassen die Entwicklung des Umsatzes (Gesamtabsatz einschließlich Exportabsatz) bzw. des Auftragseingangs zu laufenden Werten. Für weitergehende Definitionen verweisen wir auf Beilage Nr. 12-1980 zu diesem Bulletin.

5. EIN- UND AUSFUHR-INDIZES NACH INDUSTRIEZWEIGEN

Sie betreffen die Ein- und Ausfuhr industrieller Erzeugnisse (Spezialhandel) zu laufenden Werten (c.i.f. bzw. f.o.b.), die aufgrund ihrer Zuordnung zu den einzelnen Industriezweigen aufgeteilt wurden. In diesem Zusammenhang muß hervorgehoben werden, daß gewisse Ungenauigkeiten bei der Zuordnung der Außenhandelserzeugnisse zu großen Produktgruppen gemäß einer Systematik der Wirtschaftszweige unvermeidlich sind und daß selbst die Vergleichbarkeit der Ein- und Ausfuhrindizes begrenzt ist.

Bei den Indizes für die EWG als Ganzes (d.h. EUR 9 bis 1980 und EUR 10 ab 1.1.1981, Datum des Beitritts Griechenlands in die Gemeinschaft) handelt es sich um den Handel mit Drittländern.

6. INDIZES DER ABHÄNGIG BESCHÄFTIGTEN SOWIE DER BRUTTOLÖHNE UND -GEHÄLTER

6.1 Die Beschäftigtenzahlen umfassen sämtliche beschäftigte Personen (auf der Lohnliste stehende Arbeiter und Angestellte).

6.2 Die Bruttolöhne und -gehälter umfassen die Zahlungen an den Kreis der Personen, der zu den Arbeitslohnempfängern zählt, und verstehen sich einschließlich der auf die Beschäftigten entfallenden und vom Arbeitgeber einbehaltenen Steuern und Sozialabgaben, jedoch ohne die Arbeitgeberbeiträge zur Sozialversicherung sowie sonstige vom Arbeitgeber zu zahlende Beiträge.

Ausführliche Beschreibungen sowie retrospektive Reihen für diese Indikatoren sind in der Beilage 1982 zu diesem Bulletin enthalten.

7. BAUWERBE (Teil III)

Was den Produktionsindex und seine Darstellung angeht sowie den Index der abhängig Beschäftigten, verweisen wir auf die unter Ziffer 2 und 6.1 gegebenen Erläuterungen.

Die Indizes für die genehmigten, begonnenen und fertiggestellten Wohnungen gestatten es ausschließlich, die Tätigkeit auf dem Gebiet des Wohnungsbaus zu verfolgen, während die anderen beiden Indextypen auch das übrige Baugewerbe mit einschließen.

8. SCHAUBILDER

Die Schaubilder beziehen sich auf die Tendenz von Produktion und/oder Beschäftigung, wobei die Tendenz definiert wird als der gleitende Dreimonats-Durchschnitt (nach Saisonbereinigung) für den Produktionsindex; die vierteljährlichen Beschäftigungsindizes werden mit Hilfe linearer Interpolation auf Monatsbasis umgerechnet (ohne Saisonbereinigung). Der Maßstab der Schaubilder ist halb-logarithmisch.

9. ZUSÄTZLICHE AUSKÜNFTE

Die Angaben in diesem Monatsheft wurden der Datenbank CRONOS entnommen, die über verschiedene "Hosts" (Anbieter der Datenbank) zugänglich ist. Für alle Auskünfte bezüglich dieser Hosts wenden Sie sich bitte an EUROSTAT Luxemburg (Tel. 4301-3220). Für genauere Angaben über die Hauptmerkmale der in diesem Heft enthaltenen Reihen wenden Sie sich bitte an EUROSTAT, Luxemburg (Tel. 4301-3521 oder 4301-2037).

10. ZEICHEN UND ANMERKUNGEN:

- | | |
|----------------------------|---|
| : Angaben liegen nicht vor | SB Saisonbereinigt |
| - Reihe existiert nicht | EUR 9 Gemeinschaft der 9 |
| % Prozent | EUR 10 Gemeinschaft der 10 |
| 1980=100 Basisjahr | UEBL Belgisch-Luxemburgische Wirtschaftsunion |

TABLE OF CONTENTS

| | |
|--|----|
| NOTES | 8 |
| I BASIC INDICATORS | 9 |
| II DATA BY BRANCH OF INDUSTRY | 15 |
| Total industry (excluding building & civil engineering) | 16 |
| Intermediate products industries | 18 |
| Capital goods industries | 20 |
| Consumer goods industries | 22 |
| Mining and quarrying | 24 |
| Manufacturing industries | 26 |
| Energy | 28 |
| Production and preliminary processing of metals | 30 |
| Non-metallic mineral products | 32 |
| Chemical industry, including man-made fibres | 34 |
| Chemical industry | 36 |
| Engineering and allied industries | 38 |
| Manufacture of metal articles | 40 |
| Mechanical engineering | 42 |
| Electrical engineering | 44 |
| Motor vehicles, parts and accessories | 46 |
| Means of transport (excluding motor vehicles) | 48 |
| Food, drink and tobacco industry | 50 |
| Textile industry | 52 |
| Footwear and clothing industry | 54 |
| III BUILDING & CIVIL ENGINEERING | 57 |

N.B.: Starting from Nr 1-1985 the indices are not presented in Base 1975=100 but in Base 1980=100

1. NOMENCLATURE OF INDUSTRIAL ACTIVITIES

The indices included in this bulletin cover industry as it is defined in divisions 1 to 4 of the General Industrial Classification of Economic Activities within the European Communities (NACE). In part III of the bulletin there are also some indicators relating to NACE division 5 (building and civil engineering). An extract of division 1 to 4 of NACE can be found in bulletin n° 1-1985.

2. INDICES OF PRODUCTION

2.a The index of production indicates changes in volume (at constant prices) in the gross value-added created by industry, the branch indices being aggregated (like the aggregation at Community level for a given industrial branch) by means of a system of weighting according to gross value-added (in principle, at factor costs). The indices are adjusted in two stages: first they are adjusted to take account of the varying number of working days in the month (except for Spain and Japan) and this is followed by seasonal adjustment according to EUROSTAT's own particular method for EUR 10, the Member States (with the exception of the United Kingdom, for which the indices are corrected by the CSO) and Spain. Further information on the index of production may be obtained from supplement 01.1978 and 1983 of this bulletin.

2.b Meaning of %A and %B:

2.b.1 Indices of production per working day:

- %A: the last twelve months as compared with the previous twelve months;
- %B: the last month as compared with the corresponding month of the previous year.

2.b.2 Seasonally adjusted indices of production:

- %A (short-term growth): the last three months as compared with the previous three months;
- %B: the last month as compared with the previous month.

2.c The descriptions and definitions in 2.a and 2.b above are also applicable to the indices of production for building and civil engineering.

2.d The indices of production for non-Member States (Portugal, the United States and Japan, but with the exception of Spain) are taken from OECD sources: their classification, calculation and deseasonalisation methods are as in the source publication.

3. Unlike the index of production (see 2.a above), the other indices (turnover, orders, exports, imports, number of employees, gross wages and salaries) are not adjusted to allow for differences in the number of working days in each period before they are seasonally adjusted.

4. INDICES OF TURNOVER AND ORDERS RECEIVED

These reflect changes in turnover (overall sales, including sales for export) and orders received at current prices. For detailed definitions, see also supplement N° 12-1980 to this bulletin.

5. INDICES OF IMPORTS AND EXPORTS BY INDUSTRIAL BRANCHES

These are indices of imports or exports (special trade), at current prices (respectively c.i.f. or f.o.b., of industrial products classified according to the industrial branches to which they belong. It should be emphasized that this classification implies the need to make certain choices in allocating external trade products to overall groups of products according to a classification of industrial activities, and that even comparability between the indices for imports and those for exports is limited.

The indices for the EEC as a whole (i.e. EUR 9 up to 1980 and EUR 10 as from 1.1.1981, date of entry of Greece into the Community) refer only to trade with non-Member States.

6. INDICES OF THE NUMBER OF EMPLOYEES AND OF GROSS WAGES AND SALARIES

6.1 The number of employees includes all persons employed by the firm (manual workers and salaries employees on the company's payroll).

6.2 Gross wages and salaries cover all sums paid out to persons employed by the company in remuneration for the work they do, including taxes and social security contributions payable by the employee and deducted by the employer, but excluding social security and other contributions payable by the employer.

More detailed descriptions and retrospective series of these indicators may be obtained from supplement 1982 of this bulletin.

7. BUILDING AND CIVIL ENGINEERING (PART III)

For information on the index of production and its layout, and on the index of the number of employees, see sections 2 and 6.1 above.

These indices for authorised dwellings and dwellings starts and completions only give a picture of activity in the residential building sector, whereas the other two types of indices also cover non-residential building and civil engineering.

8. GRAPHS

The graphs cover the trend in production and/or employment, whereby the trend is defined as the moving average over three months (after seasonal adjustment) in the case of the index of production; in the case of employment, for which the indices are quarterly, a monthly series is obtained by linear interpolation (without seasonal adjustment). The graphs are on a semi-logarithmic scale.

9. ADDITIONAL INFORMATION

The information included in this bulletin has been taken from the CRONOS data bank, which is accessible via the different host companies. For all information about these host companies contact EUROSTAT Luxembourg (tel. 4301-3220). To obtain specifications of the principal characteristics of the series contained in this bulletin contact EUROSTAT, Luxembourg (tel. 4301-3521 or 4301-2037).

10. SYMBOLS AND ABBREVIATIONS:
- | | |
|-------------------------|--------------------------------------|
| : data not available | ADJ seasonally adjusted |
| - non-existent series | EUR 9 Community of 9 |
| % per cent | EUR 10 Community of 10 |
| 1980=100 reference year | UEBL Belgo-Luxembourg Economic Union |

TABLE DES MATIERES

| | |
|---|----|
| NOTES | 8 |
| I INDICATEURS DE BASE | 9 |
| II DONNEES PAR BRANCHES INDUSTRIELLES | 15 |
| Ensemble de l'industrie (sans bâtiment et génie civil) | 16 |
| Industries des biens intermédiaires | 18 |
| Industries des biens d'investissement | 20 |
| Industries des biens de consommation | 22 |
| Industries extractives | 24 |
| Industries manufacturières | 26 |
| Energie | 28 |
| Production et première transformation des métaux | 30 |
| Produits minéraux non-métalliques | 32 |
| Industrie chimique, y inclus fibres artificielles et synthétiques | 34 |
| Industrie chimique | 36 |
| Industries transformatrices des métaux | 38 |
| Fabrication d'ouvrages en métaux | 40 |
| Construction de machines et de matériel mécanique | 42 |
| Construction électrique et électronique | 44 |
| Construction d'automobiles et de pièces détachées | 46 |
| Construction de matériel de transport (sauf automobiles) | 48 |
| Industrie de l'alimentation, boissons, tabac | 50 |
| Industrie textile | 52 |
| Industrie de la chaussure et de l'habillement | 54 |
| III BATIMENT ET GENIE CIVIL | 57 |

N.B.: A partir du n° 1-1985 les indices ne sont plus présentés en base 1975=100 mais en base 1980=100.

1. NOMENCLATURE D'ACTIVITES INDUSTRIELLES

Les indices repris dans ce bulletin portent sur l'industrie telle que définie dans la Nomenclature générale des activités économiques dans les Communautés européennes (N.A.C.E.) aux divisions 1 à 4. Dans la partie III du bulletin on trouvera également quelques indicateurs relatifs à la division 5 "Bâtiment et génie civil" de la NACE. Un extrait des divisions 1 à 4 de la NACE est repris dans le numéro 1-1985.

2. INDICES DE LA PRODUCTION

2.a L'indice de production tend à mesurer l'évolution en volume (à prix constants) de la valeur ajoutée brute trouvant son origine dans l'industrie, l'agrégation des indices de branches (comme l'agrégation au niveau communautaire pour une branche donnée) est effectuée par pondération (valeurs ajoutées brutes en principe au coût des facteurs). Les indices sont corrigés en deux étapes: une première correction est effectuée pour tenir compte des inégalités du nombre de jours ouvrables par mois (sauf pour l'Espagne et le Japon); la deuxième étape consiste à corriger des variations saisonnières des séries, selon une méthode propre à l'EUROSTAT, pour EUR 10, les pays membres (à l'exception du Royaume-Uni dont les indices sont corrigés par le CSO) et l'Espagne.
Pour de plus amples informations sur l'indice de production, on se reportera aux suppléments 01.1978 et 1983 à ce bulletin.

2.b Signification des %A et %B2.b.1 Indices de production par jour ouvrable:

- %A: 12 derniers mois par rapport aux 12 mois précédents;
- %B: le dernier mois par rapport au mois correspondant de l'année précédente.

2.b.2 Indices de production désaisonnalisés:

- %A (croissance à court terme): les 3 derniers mois par rapport aux 3 mois précédents;
- %B le dernier mois par rapport au mois précédent.

2.c Ce qui est dit ci-dessous sous 2.a et 2.b s'applique également aux indices de production pour le bâtiment et le génie civil.

2.d Les indices de production de pays tiers (Portugal, USA, Japon mais à l'exception de l'Espagne) sont de source OCDE: leur nomenclature de base, méthode d'établissement et mode de désaisonnalisation suivent ceux de la source.

3. Contrairement à l'indice de production (voir sous 2.a) les autres indices (chiffre d'affaires, commandes, export, import, nombre de salariés, salaires et traitements bruts) ne subissent pas de correction pour l'inégalité des jours ouvrables préalablement à la désaisonnalisation.

4. INDICES DU CHIFFRE D'AFFAIRES ET DES ENTREES DE COMMANDES

Il s'agit de l'évolution du chiffre d'affaires (ventes totales, y inclus les ventes à l'exportation) et des entrées de commandes en valeur courante. Voir aussi pour des définitions détaillées le supplément n° 12-1980 à ce bulletin.

5. INDICES DES IMPORTATIONS ET EXPORTATIONS PAR BRANCHES INDUSTRIELLES

Il s'agit des importations ou exportations (commerce spécial) en valeur courante (c.i.f. resp. f.o.b.) des produits industriels classés selon leur appartenance aux branches industrielles. Il faut souligner que ce classement implique certains choix d'attribution des produits du commerce extérieur à des grands regroupements de produits selon une nomenclature d'activités, et que même la comparabilité entre les indices d'importation et ceux d'exportation est limitée.

Dans le cas des indices pour la CEE en tant qu'entité (i.e. EUR 9 jusqu'en 1980 et EUR 10 à partir du 1.1.1981, date de l'entrée de la Grèce dans la Communauté), il ne s'agit que des échanges avec les pays tiers.

6. INDICES DU NOMBRE DE SALAIRES (EMPLOI) ET DES SALAIRES ET TRAITEMENTS BRUTS

6.1 Le nombre de salariés inclut l'ensemble des personnes occupées (ouvriers et employés figurant sur la feuille de paie).

6.2 Les salaires et traitements bruts portent sur les sommes versées aux personnes comptées au nombre de salariés en rémunération de leur travail; y inclus les impôts et cotisations de sécurité sociale dus par les salariés et retenus par les employeurs, mais à l'exception des cotisations de sécurité sociale et autres dues par l'employeur.

De plus amples descriptions de ces indicateurs, ainsi que des séries rétrospectives ont été publiées dans le supplément 1982 à ce bulletin.

7. BATIMENT ET GENIE CIVIL (PARTIE III)

En ce qui concerne l'indice de production et sa présentation, ainsi que l'indice du nombre de salariés, voir ci-dessus sous les points 2 et 6.1.

Les indices relatifs aux logements autorisés, commencés et achevés ne permettent de suivre que l'activité dans le secteur du bâtiment résidentiel, alors que les deux autres types d'indices incluent également le bâtiment non-résidentiel et le génie civil.

8. GRAPHIQUES

Les graphiques portent sur la tendance de la production et/ou de l'emploi, la tendance étant définie comme la moyenne mobile sur 3 mois (après désaisonnalisation) dans le cas de l'indice de production; s'il s'agit de l'emploi, dont les indices sont trimestriels, les indices ont été mensualisés par interpolation linéaire (sans désaisonnalisation). Les échelles des graphiques sont semi-logarithmiques.

9. RENSEIGNEMENTS COMPLEMENTAIRES

Les informations reprises dans ce bulletin sont extraites de la banque de données CRONOS, qui est accessible via différents serveurs. Pour toute information concernant ces serveurs s'adresser à l'EUROSTAT, Luxembourg (tél. 4301-3220). Pour obtenir des précisions sur les caractéristiques principales des séries contenues dans ce bulletin s'adresser à l'EUROSTAT, Luxembourg (tél. 4301-3521 ou 4301-2037).

10. SIGNES ET ABREVIATIONS:

: données non disponibles
- série inexistante
% pourcentage
1980=100 année de base

CVS corrigé des variations saisonnières
EUR 9 Communauté à neuf
EUR 10 Communauté à dix
UEBL Union économique belgo-luxembourgeoise

World Development Report 2004
Washington, DC: World Bank, 2004.
ISBN 0-8213-3200-0
Copyright © 2004 by the International Bank for Reconstruction and Development / The World Bank

The World Bank is a member of the International Development Bank Group, which also includes the International Finance Corporation and the International Centre for the Settlement of Investment Disputes. The World Bank is a 187-member organization that provides financial and technical assistance to developing countries. It is a 50(c)(3) non-profit organization.

The World Bank is a 50(c)(3) non-profit organization. It is a member of the International Development Bank Group, which also includes the International Finance Corporation and the International Centre for the Settlement of Investment Disputes. The World Bank is a 187-member organization that provides financial and technical assistance to developing countries.

The World Bank is a 50(c)(3) non-profit organization. It is a member of the International Development Bank Group, which also includes the International Finance Corporation and the International Centre for the Settlement of Investment Disputes. The World Bank is a 187-member organization that provides financial and technical assistance to developing countries.

The World Bank is a 50(c)(3) non-profit organization. It is a member of the International Development Bank Group, which also includes the International Finance Corporation and the International Centre for the Settlement of Investment Disputes. The World Bank is a 187-member organization that provides financial and technical assistance to developing countries.



BASISINDIKATOREN

BASIC INDICATORS

INDICATEURS DE BASE

Basisindikatoren

Basic indicators

Indicateurs de base

| Indikator Indicator Indicateur | 1980 = 100 | Land Country Pays | Letzte Zahl/Latest figure/ Dernier chiffre | | | Veränderung/Change/ Variation | |
|--|------------|-------------------------|---|---|--|--|---|
| | | | Zeitraum Period Période | Pro Arb. Tag Per work. day Par jour ouvr. | Saisonber. Seas. adj. Désaisonn. | Pro Arb. Tag Per work. day Par jour ouvr. % B (1) | Saisonber. Seas. adj. Désaisonn. % A (2) |
| <i>Produktion/Production</i> | | | | | | | |
| Industrie insgesamt/Total industry/Total industrie (NACE 1-4) | | EUR 10 | 12 1984 | 100.8 | 100.8 | 1.0 | 0.8 |
| " | " | D | 01 1985 | 96.3 | 102.7 | 3.1 | 1.3 |
| " | " | F | 01 1985 | 102.1 | 98.6 | - 1.8 | - 0.9 |
| " | " | I | 12 1984 | 91.1 | 97.6 | 2.7 | - 0.7 |
| " | " | NL | 12 1984 | 114.0 | 100.4 | 0.9 | - 1.9 |
| " | " | B. | 12 1984 | 101.6 | 107.5 | 8.4 | 0.3 |
| " | " | L | 09 1984 | 122.4 | 119.5 | 14.7 | 2.3 |
| " | " | UK | 01 1985 | 104.3 | 105.2 | 0.1 | 1.6 |
| " | " | IRL | 11 1984 | 133.2 | 129.8 | 17.8 | 3.3 |
| " | " | DK | 12 1984 | 114.0 | 117.6 | 5.6 | 4.8 |
| " | " | GR | 12 1984 | 93.0 | 93.4 | - 1.6 | 0.2 |
| " | " | E | 11 1984 | 107.5 | 100.3 | 0.8 | 0.5 |
| " | " | P | 09 1984 | 105.0 | 106.3 | - 0.2 | 2.7 |
| " | " | USA | 01 1985 | 110.3 | 113.3 | 5.0 | 0.4 |
| " | " | J | 12 1984 | 123.5 | 120.3 | 8.9 | 2.6 |
| Grundst. u. Prod. Güter/Intermediate products/Biens intermédiaires (INT) | | EUR 10 | 12 1984 | 97.4 | 98.7 | - 1.1 | - 0.7 |
| Invest. Güter/Capital goods/Biens d'investissement (INV) | | EUR 10 | 12 1984 | 113.4 | 100.9 | 1.2 | 2.5 |
| Verbr. Güter/Consumer goods/Biens de consommation (CON) | | EUR 10 | 12 1984 | 97.5 | 102.2 | 2.4 | 0.6 |
| Energie/Energy/Energie (NACE 11-16) | | EUR 10 | 12 1984 | 109.7 | 96.6 | - 6.0 | - 1.8 |
| Erz. u. 1. Bearb. Met./Production of metals/1ère transf. de métaux (NACE 22) | | EUR 10 | 12 1984 | 88.2 | 97.0 | 3.0 | 0.4 |
| Chemie u. Chemiefaser/Chemicals & manm. fibres/Chimie + fibres artif. (NACE 25-26) | | EUR 10 | 12 1984 | 105.7 | 112.4 | 2.5 | 0.4 |
| Metalverarb. Ind./Engin. and allied ind./Transf. de métaux (NACE 31-36) | | EUR 10 | 12 1984 | 102.0 | 97.4 | - 2.3 | - 0.8 |
| Nahrungs- u. Genußm./Food, drink, tobacco/Alim., boissons, tabac (NACE 41-42) | | EUR 10 | 09 1984 | 110.1 | 105.1 | 4.0 | 0.4 |
| Textil/Textiles/Textile (NACE 43) | | EUR 10 | 12 1984 | 86.8 | 93.7 | 0.5 | - 1.4 |
| Baugew./Building & civil eng./Bâtiment-génie civil (NACE 5) | | EUR 10 | : | : | : | : | : |
| Umsatz/Turnover/Chif. d'aff. (NACE 1-4) | | EUR 10 | IV 1983 | 134.4 | 128.2 | 8.7 | 4.2 |
| Ausfuhr/Exports (NACE 1-4) | | EUR 10 | II 1984 | 152.8 | : | 13.0 | : |
| Einfuhr/Imports (NACE 1-4) | | EUR 10 | II 1984 | 136.5 | : | 16.0 | : |
| Löhne u. Geh./Wages & sal./Sal. et trait. (NACE 1-4) | | EUR 10 | I 1983 | 109.4 | 115.0 | 3.5 | 0.4 |
| Abh. Beschäft./Employees/Salariés (NACE 1-4) | | EUR 10 | II 1984 | 86.3 | : | - 2.3 | : |

(1) Letzte Zahl gegenüber entsprechender Vorjahreszahl
Last figure compared with corresponding figure previous year.
Dernier chiffre comparé au chiffre correspondant année précédente

(2) Letzte 3 Monate (bzw. letztes Viertelj.), bereinigt, gegenüber vorangegangenen 3 Monaten (bzw. Viertelj.)
Last three months (or last quarter), adjusted, compared with previous three months (or previous quarter).
Les 3 derniers mois (ou le dernier trimestre) corrigés comparés aux 3 mois (ou au trimestre) précédents

INDUSTRIELLE PRODUKTION

INDUSTRIAL PRODUCTION

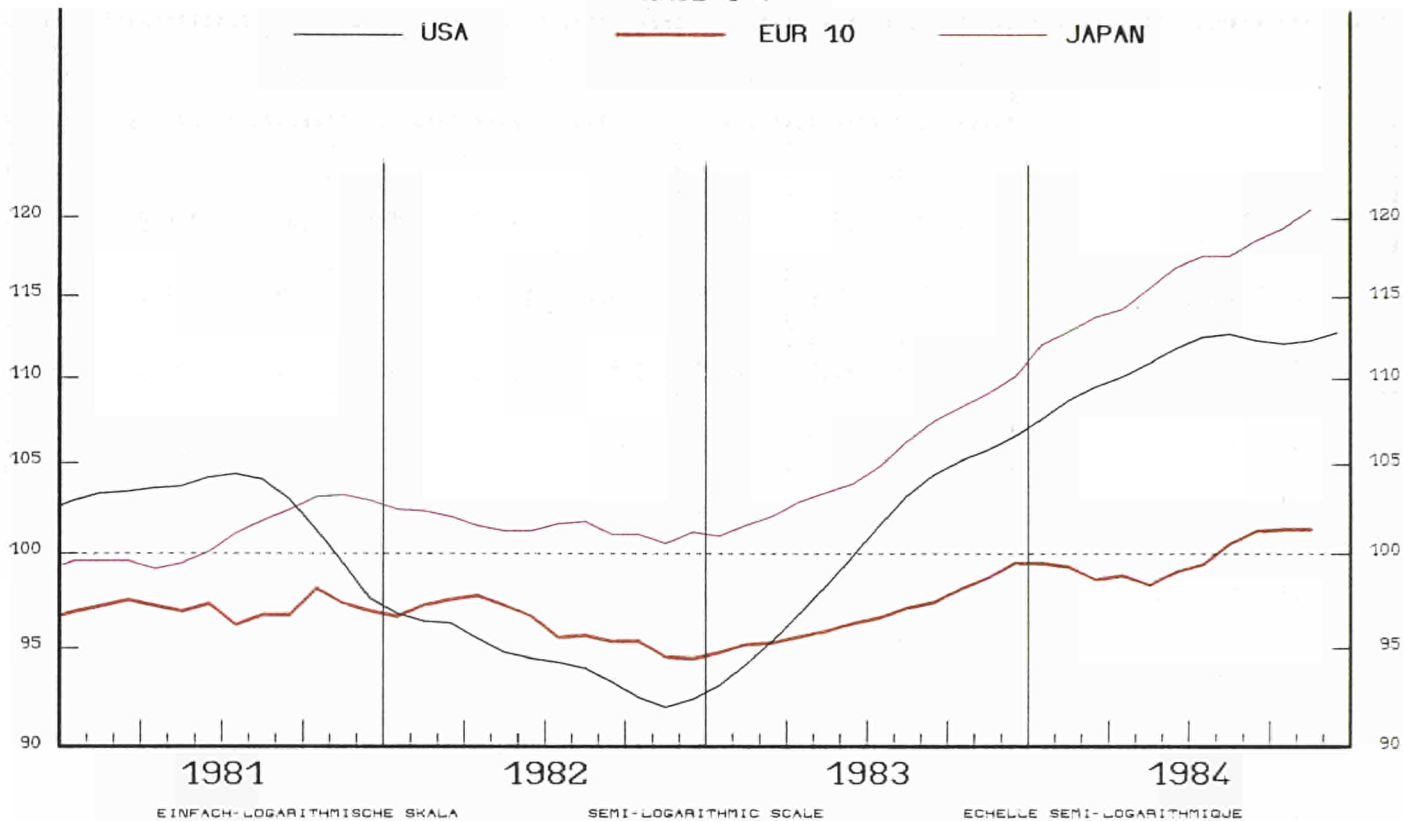
PRODUCTION INDUSTRIELLE

TENDENZ 1980=100

TREND 1980=100

TENDANCE 1980=100

NACE 1-4

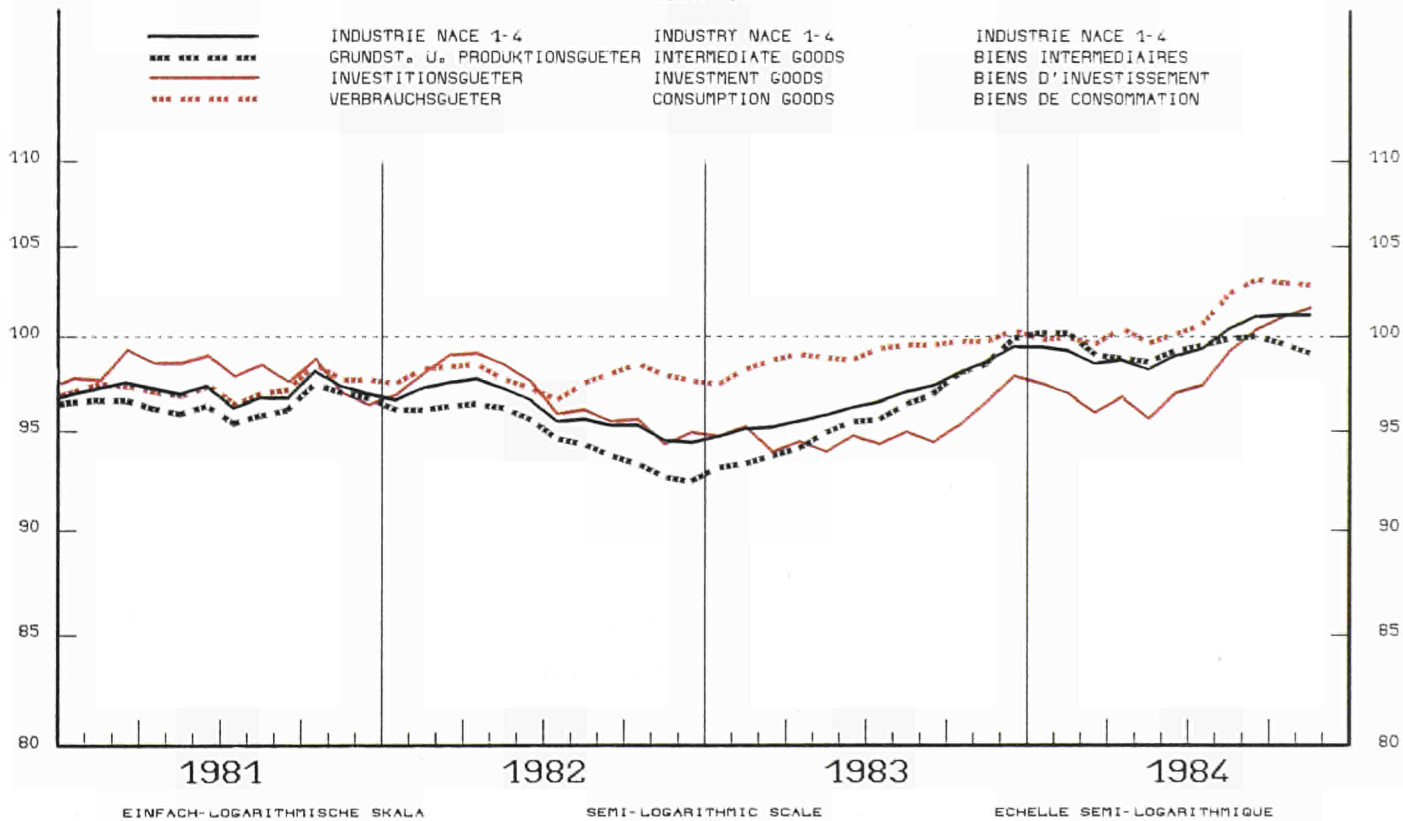


EINFACH-LOGARITHMISCHE SKALA

SEMI-LOGARITHMIC SCALE

ECHELLE SEMI-LOGARITHMIQUE

EUR 10



EINFACH-LOGARITHMISCHE SKALA

SEMI-LOGARITHMIC SCALE

ECHELLE SEMI-LOGARITHMIQUE

PRODUKTIONSINDIZES

INDICES OF PRODUCTION

INDICES DE PRODUCTION

PRO ARBEITSTAG

PER WORKING DAY

PAR JOUR OUVRABLE

1980=100

| | 1982 | 1983 | 1984 | 1983 11 | 12 | 1984 01 | 1984 11 | 12 | 1985 01 |
|--------------------|-------|-------|-------|------------|-------|------------|------------|-------|------------|
| TOT EUR10 | 96.2 | 97.1 | 99.8 | 106.3 | 99.8 | 98.8 | 108.1 | 100.8 | : |
| ((DEUTSCHLAND | 95.3 | 95.9 | 98.8 | 105.7 | 100.6 | 93.4 | 109.9 | 101.1 | 96.3 |
| ((FRANCE | 96.5 | 97.5 | 100.2 | 105.7 | 105.8 | 104.0 | 107.5 | 106.6 | 102.1 |
| ((ITALIA | 94.8 | 92.5 | 95.3 | 102.7 | 88.7 | 93.8 | 102.4 | 91.1 | : |
| ((NEDERLAND | 94.3 | 96.3 | 101.3 | 105.0 | 113.0 | 108.0 | 108.0 | 114.0 | : |
| ((BELGIQUE/BELGIE | 97.2 | 99.1 | 102.6 | 110.8 | 93.7 | 99.8 | 109.9 | 101.6 | : |
| ((LUXEMBOURG | 96.4 | 101.7 | : | 112.7 | 105.8 | 105.2 | : | : | : |
| ((UNITED KINGDOM | 98.6 | 101.9 | 102.8 | 110.8 | 102.0 | 104.2 | 109.7 | 100.5 | 104.3 |
| ((IRELAND | 101.5 | 108.7 | : | 113.1 | 113.6 | 101.5 | 133.2 | : | : |
| ((DANEMARK | 102.7 | 106.0 | 116.2 | 116.0 | 108.0 | 104.0 | 130.0 | 114.0 | : |
| ((HELLAS | 95.2 | 94.6 | 97.2 | 98.3 | 94.5 | 93.2 | 102.2 | 93.0 | : |
| ((ESPANA | 96.5 | 99.0 | : | 106.6 | 102.9 | 102.2 | 107.5 | : | : |
| ((PORTUGAL | 105.1 | 106.8 | : | 109.9 | 107.3 | 107.3 | : | : | : |
| ((USA | 94.3 | 100.4 | 111.1 | 105.2 | 103.1 | 105.0 | 112.0 | 109.5 | 110.3 |
| ((JAPAN | 101.4 | 105.0 | 116.5 | 110.2 | 113.4 | 101.1 | 122.1 | 123.5 | : |
| INT EUR10 | 94.9 | 96.2 | 99.3 | 105.5 | 98.4 | 104.6 | 104.9 | 97.4 | : |
| INV EUR10 | 97.1 | 95.9 | 98.6 | 105.0 | 112.1 | 87.6 | 109.1 | 113.4 | : |
| CON EUR10 | 98.0 | 99.2 | 101.3 | 109.7 | 95.2 | 98.3 | 112.1 | 97.5 | : |

| | | | |
|-----|------------------------------------|----------------------------------|---------------------------------------|
| TOT | GESAMTE INDUSTRIE(OHNE BAUGEMERBE) | TOTAL INDUSTRY (EXCL,BUILDING) | ENSEMBLE INDUSTRIE (SANS BATIMENT) |
| INT | GRUNDSTOFF-UND PRODUKTIONSGUETER | INTERMEDIATE PRODUCTS INDUSTRIES | INDUSTRIES DES BIENS INTERMEDIAIRES |
| INV | INVESTITIONSGUETERINDUSTRIEN | CAPITAL GOODS INDUSTRIES | INDUSTRIES DES BIENS D'INVESTISSEMENT |
| CON | VERBRAUCHSGUETERINDUSTRIEN | CONSUMER GOODS INDUSTRIES | INDUSTRIES DES BIENS DE CONSOMMATION |

INDUSTRIELLE PRODUKTION

INDUSTRIAL PRODUCTION

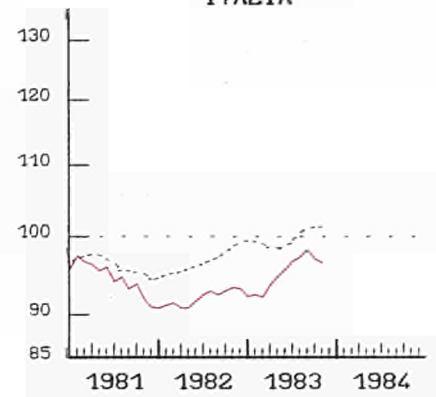
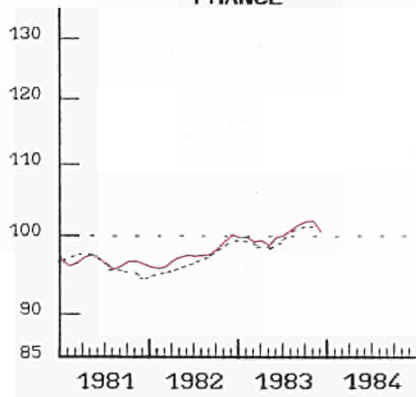
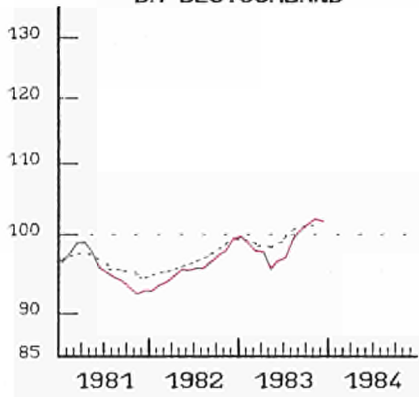
PRODUCTION INDUSTRIELLE

NACE 1-4 1980=100

BR DEUTSCHLAND

FRANCE

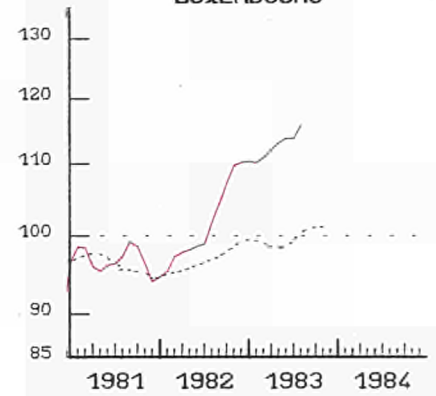
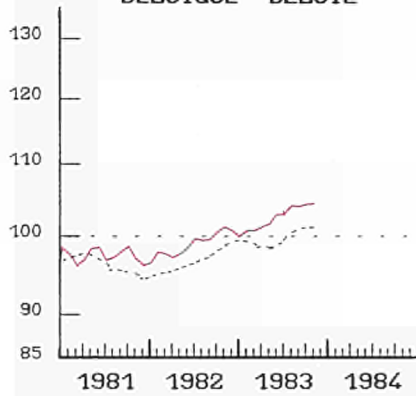
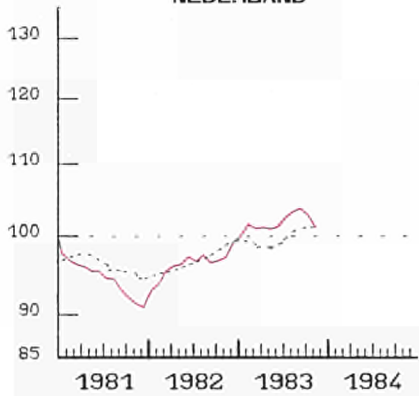
ITALIA



NEDERLAND

BELGIQUE BELGIE

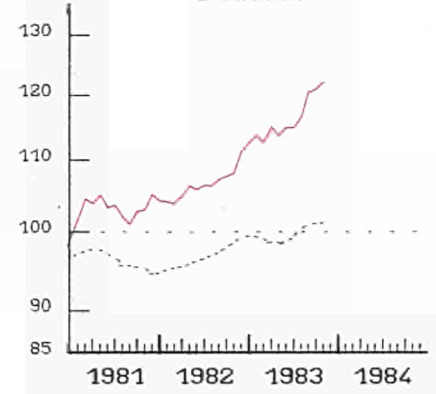
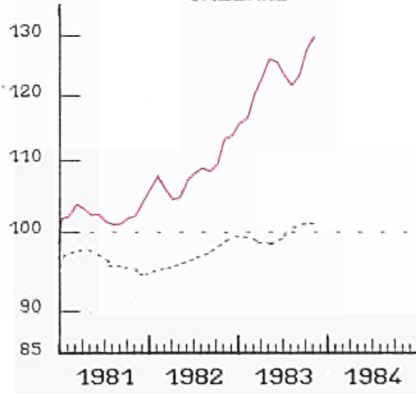
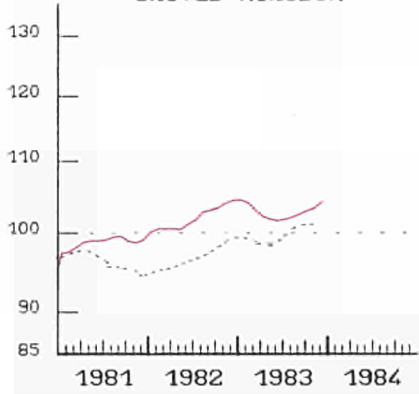
LUXEMBOURG



UNITED KINGDOM

IRELAND

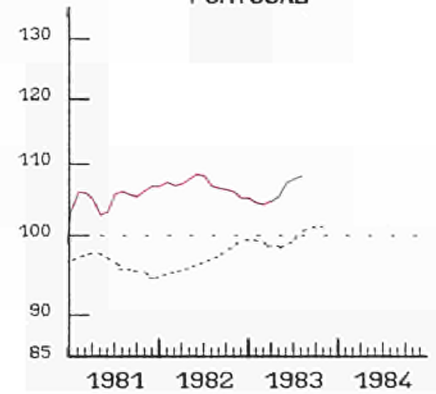
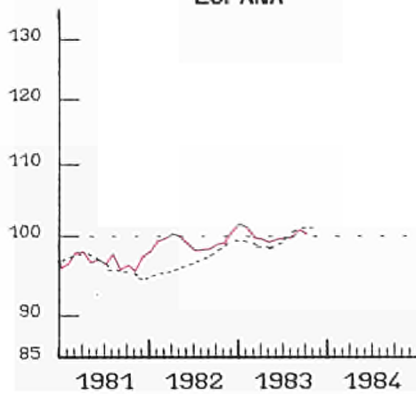
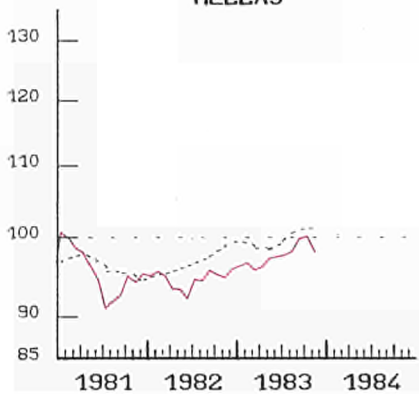
DANMARK



HELLAS

ESPANA

PORTUGAL



----- EUR 10

EINFACH-LOGARITHMISCHE SKALA

SEMI-LOGARITHMIC SCALE

ECHELLE SEMI-LOGARITHMIQUE

PRODUKTIONSINDIZES

INDICES OF PRODUCTION

INDICES DE PRODUCTION

SAISONBEREINIGTE

SEASONALLY ADJUSTED

DESAISONNALISES

1980=100

| | 1982 | 1983 | 1984 | 1984 08 | 09 | 10 | 11 | 12 | 1985 01 |
|-------------------|-------|-------|-------|------------|-------|-------|-------|-------|------------|
| TOT EUR10 | 96.2 | 97.1 | 99.8 | 100.8 | 100.7 | 101.9 | 101.0 | 100.8 | : |
| ((DEUTSCHLAND | 95.3 | 95.9 | 98.8 | 99.9 | 98.1 | 103.4 | 102.3 | 100.2 | 102.7 |
| ((FRANCE | 96.5 | 97.5 | 100.2 | 100.7 | 100.5 | 103.0 | 101.8 | 101.0 | 98.6 |
| ((ITALIA | 94.8 | 92.5 | 95.3 | 98.6 | 99.1 | 96.6 | 95.0 | 97.6 | : |
| ((NEDERLAND | 94.3 | 96.3 | 101.3 | 104.3 | 104.7 | 101.7 | 101.6 | 100.4 | : |
| ((BELGIE/BELGIE | 97.2 | 99.1 | 102.6 | 101.9 | 107.2 | 102.7 | 102.6 | 107.5 | : |
| ((LUXEMBOURG | 96.4 | 101.7 | : | 112.2 | 119.5 | : | : | : | : |
| ((UNITED KINGDOM | 98.6 | 101.9 | 102.8 | 101.9 | 102.7 | 102.8 | 103.3 | 103.8 | 105.2 |
| ((IRELAND | 101.5 | 108.7 | : | 116.9 | 126.6 | 126.0 | 129.8 | : | : |
| ((DANEMARK | 102.7 | 106.0 | 116.2 | 122.1 | 114.3 | 124.3 | 123.9 | 117.6 | : |
| ((HELLAS | 95.2 | 94.6 | 97.2 | 98.1 | 99.0 | 102.0 | 98.9 | 93.4 | : |
| ((ESPANA | 96.5 | 99.0 | : | 102.0 | 98.3 | 102.0 | 100.3 | : | : |
| ((PORTUGAL | 105.1 | 106.8 | : | 108.8 | 106.3 | : | : | : | : |
| ((USA | 94.3 | 100.4 | 111.1 | 112.9 | 112.2 | 111.8 | 112.2 | 112.9 | 113.3 |
| ((JAPAN | 101.4 | 105.0 | 116.5 | 118.1 | 116.7 | 120.2 | 120.7 | 120.3 | : |
| INT EUR10 | 94.9 | 96.2 | 99.3 | 100.0 | 100.0 | 100.1 | 98.7 | 98.7 | : |
| INV EUR10 | 97.1 | 95.9 | 98.6 | 99.1 | 99.3 | 102.2 | 101.2 | 100.9 | : |
| CON EUR10 | 98.0 | 99.2 | 101.3 | 103.3 | 102.4 | 103.2 | 102.8 | 102.2 | : |

| | | | |
|-----|------------------------------------|----------------------------------|---------------------------------------|
| TOT | GESAMTE INDUSTRIE(OHNE BAUGEWERBE) | TOTAL INDUSTRY (EXCL,BUILDING) | ENSEMBLE INDUSTRIE (SANS BATIMENT) |
| INT | GRUNDSTOFF-UND PRODUKTIONSGUETER | INTERMEDIATE PRODUCTS INDUSTRIES | INDUSTRIES DES BIENS INTERMEDIAIRES |
| INV | INVESTITIONSGUETERINDUSTRIEN | CAPITAL GOODS INDUSTRIES | INDUSTRIES DES BIENS D'INVESTISSEMENT |
| CON | VERBRAUCHSGUETERINDUSTRIEN | CONSUMER GOODS INDUSTRIES | INDUSTRIES DES BIENS DE CONSOMMATION |

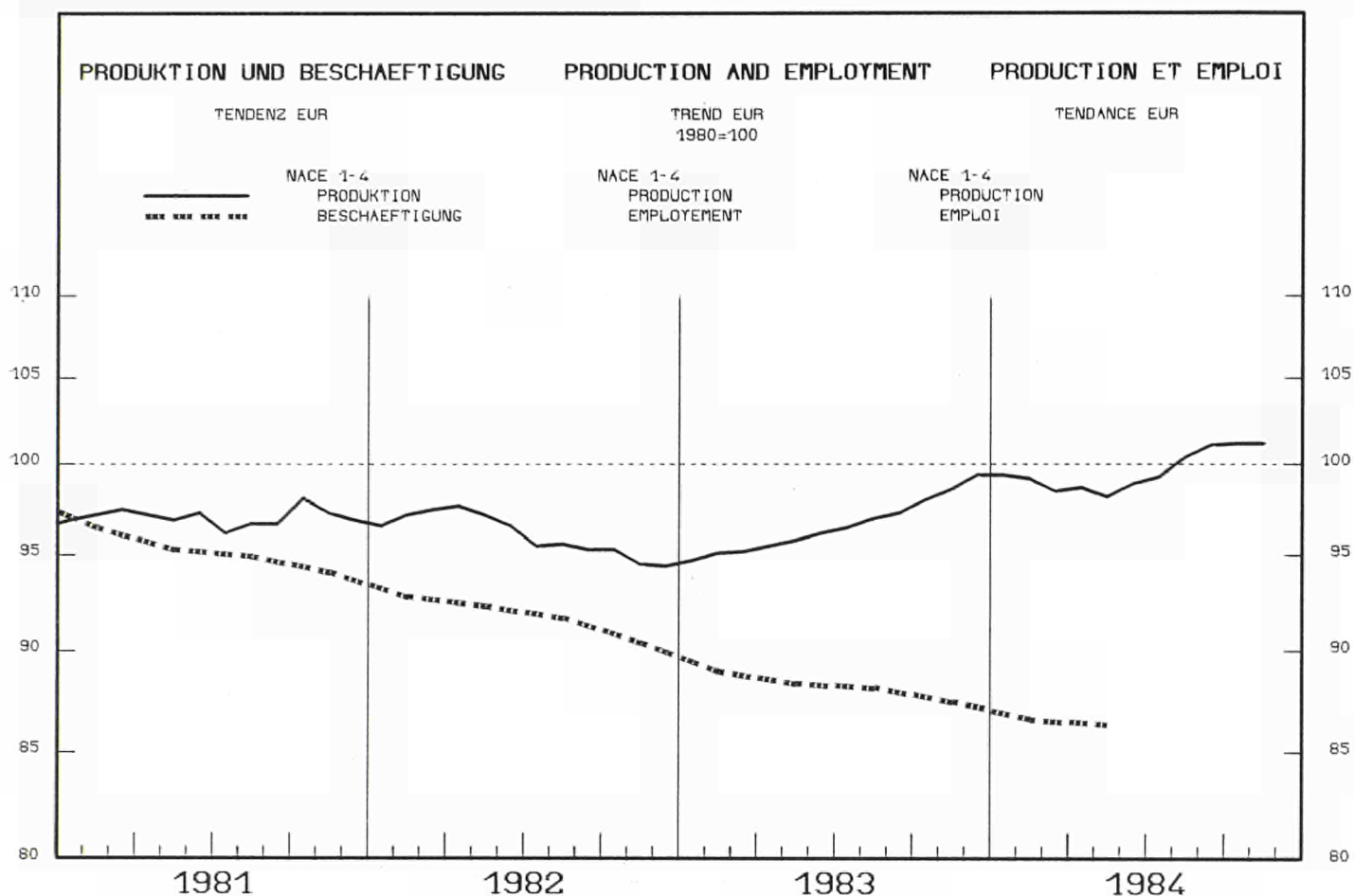
Angaben nach industriellen Bereichen
Data by branch of industry
Données par branches industrielles



ANGABEN NACH INDUSTRIELLEN BEREICHEN

DATA BY BRANCH OF INDUSTRY

DONNÉES PAR BRANCHES INDUSTRIELLES



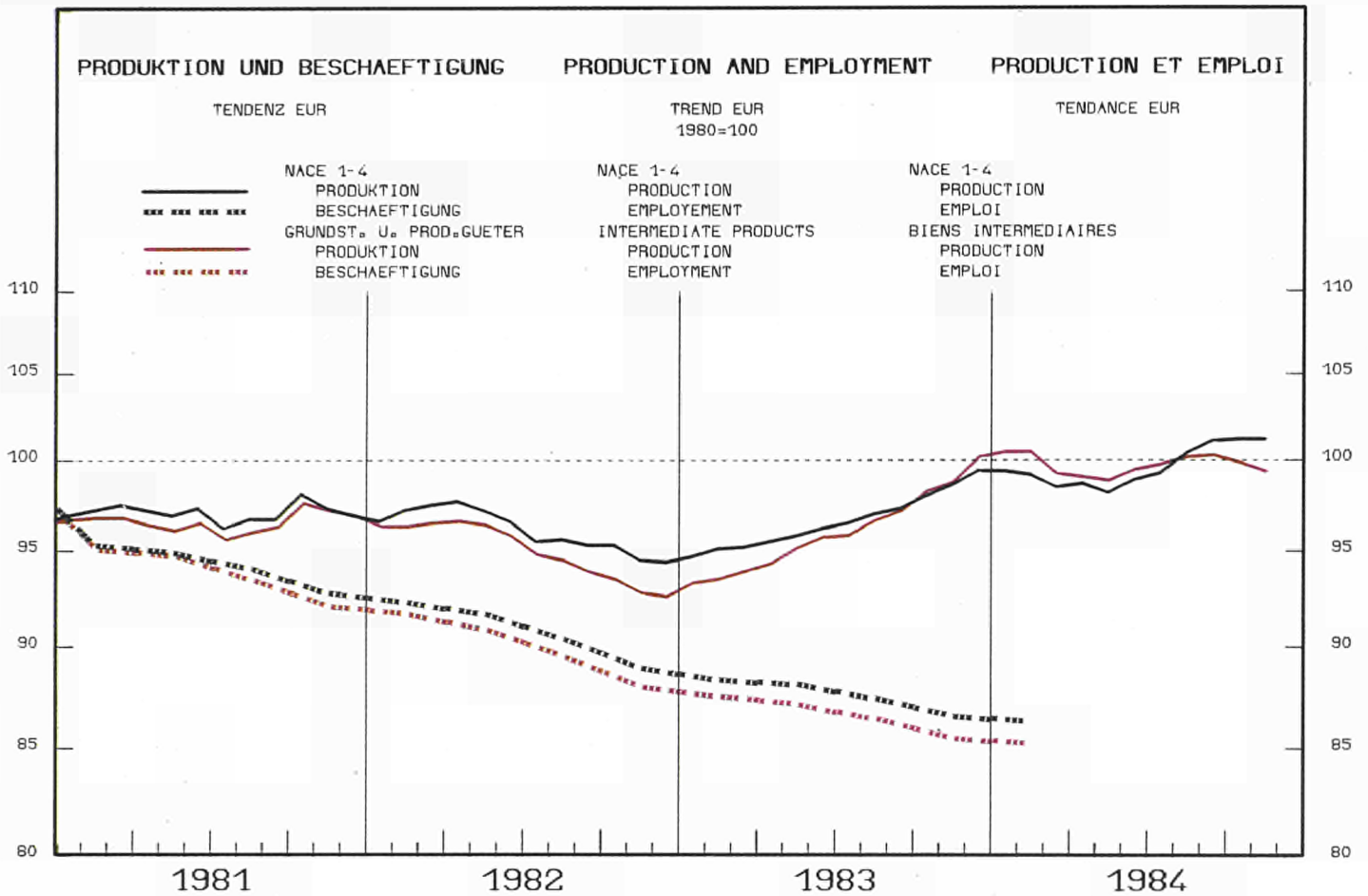
| 1982 | 1983 | 1984 | 1983 | 1984 | 1984 | 1985 | %A | %B |
|------|------|------|------|------|------|------|----|----|
| | | | 11 | 12 | 01 | 07 | 08 | 09 |
| | | | | | | 10 | 11 | 12 |
| | | | | | | | 01 | |

| PRODUKTIONSINDIZES PRO ARBEITSTAG | | | | INDICES OF PRODUCTION PER WORKING DAY | | | | | | | | INDICES DE PRODUCTION PAR JOUR OUVRABLE | | | |
|--------------------------------------|-------|-------|-------|--|-------|-------|-------|-------|-------|-------|-------|--|-------|------|------|
| EUR10 | 96.2 | 97.1 | 99.8 | 106.3 | 99.8 | 98.8 | 92.0 | 74.3 | 103.8 | 106.4 | 108.1 | 100.8 | : | 2.9 | 1.0 |
| D | 95.3 | 95.9 | 98.8 | 105.7 | 100.6 | 93.4 | 91.4 | 86.5 | 102.2 | 108.5 | 109.9 | 101.1 | 96.3 | 2.6 | 3.1 |
| F | 96.5 | 97.5 | 100.2 | 105.7 | 105.8 | 104.0 | 90.8 | 67.8 | 99.5 | 104.6 | 107.5 | 106.6 | 102.1 | 2.3 | -1.8 |
| I | 94.8 | 92.5 | 95.3 | 102.7 | 88.7 | 93.8 | 97.1 | 47.0 | 106.5 | 102.9 | 102.4 | 91.1 | : | 3.0 | 2.7 |
| NL | 94.3 | 96.3 | 101.3 | 105.0 | 113.0 | 108.0 | 80.0 | 85.0 | 98.0 | 102.0 | 108.0 | 114.0 | : | 5.3 | 0.9 |
| B | 97.2 | 99.1 | 102.6 | 110.8 | 93.7 | 99.8 | 77.2 | 94.4 | 112.1 | 108.1 | 109.9 | 101.6 | : | 3.5 | 8.4 |
| L | 96.4 | 101.7 | : | 112.7 | 105.8 | 105.2 | 113.8 | 84.6 | 122.4 | : | : | : | : | 14.5 | : |
| UK | 98.6 | 101.9 | 102.8 | 110.8 | 102.0 | 104.2 | 94.1 | 90.2 | 104.6 | 107.1 | 109.7 | 100.5 | 104.3 | 0.4 | 0.1 |
| IRL | 101.5 | 108.7 | 123.2 | 113.1 | 113.6 | 101.5 | 121.1 | 97.7 | 130.6 | 126.9 | 133.2 | 127.3 | : | 13.4 | 12.1 |
| DK | 102.7 | 106.0 | 116.2 | 116.0 | 108.0 | 104.0 | 81.0 | 128.0 | 126.0 | 131.0 | 130.0 | 114.0 | : | 9.7 | 5.6 |
| GR | 95.2 | 94.6 | 97.2 | 98.3 | 94.5 | 93.2 | 92.4 | 89.5 | 108.9 | 105.0 | 102.2 | 93.0 | : | 2.8 | -1.6 |
| E | 96.5 | 99.0 | : | 106.6 | 102.9 | 102.2 | 100.8 | 62.1 | 102.1 | 109.4 | 107.5 | : | : | 1.6 | 0.8 |
| P | 105.1 | 106.8 | : | 109.9 | 107.3 | 107.3 | 106.5 | 78.6 | 105.0 | : | : | : | : | -1.0 | : |
| USA | 94.3 | 100.4 | 111.1 | 105.2 | 103.1 | 105.0 | 110.6 | 114.3 | 115.7 | 114.3 | 112.0 | 109.5 | 110.3 | 9.9 | 5.0 |
| J | 101.4 | 105.0 | 116.5 | 110.2 | 113.4 | 101.1 | 120.6 | 112.3 | 120.5 | 121.2 | 122.1 | 123.5 | : | 10.9 | 8.9 |

| SAISONBEREINIGT | | | | SEASONALLY ADJUSTED | | | | | | | | DESAISONNALISE | | | |
|-----------------|--|--|--|---------------------|-------|-------|-------|-------|-------|-------|-------|----------------|-------|------|------|
| EUR10 | | | | 98.9 | 99.6 | 99.7 | 99.8 | 100.8 | 100.7 | 101.9 | 101.0 | 100.8 | : | 0.8 | -0.1 |
| D | | | | 98.4 | 99.7 | 100.1 | 100.3 | 99.9 | 98.1 | 103.4 | 102.3 | 100.2 | 102.7 | 1.3 | 2.5 |
| F | | | | 100.2 | 100.2 | 99.8 | 101.0 | 100.7 | 100.5 | 103.0 | 101.8 | 101.0 | 98.6 | -0.9 | -2.4 |
| I | | | | 93.5 | 93.7 | 92.0 | 93.6 | 98.6 | 99.1 | 96.6 | 95.0 | 97.6 | : | -0.7 | 2.8 |
| NL | | | | 97.3 | 98.4 | 101.3 | 100.8 | 104.3 | 104.7 | 101.7 | 101.6 | 100.4 | : | -1.9 | -1.2 |
| B | | | | 102.8 | 100.1 | 99.3 | 102.9 | 101.9 | 107.2 | 102.7 | 102.6 | 107.5 | : | 0.3 | 4.8 |
| L | | | | 102.2 | 111.0 | 111.1 | 115.3 | 112.2 | 119.5 | : | : | : | : | : | : |
| UK | | | | 103.8 | 104.6 | 104.6 | 101.6 | 101.9 | 102.7 | 102.8 | 103.3 | 103.8 | 105.2 | 1.6 | 1.3 |
| IRL | | | | 109.7 | 120.2 | 111.3 | 121.4 | 116.9 | 126.6 | 126.0 | 129.8 | 133.5 | : | 6.7 | 2.9 |
| DK | | | | 110.3 | 110.2 | 112.3 | 112.5 | 122.1 | 114.3 | 124.3 | 123.9 | 117.6 | : | 4.8 | -5.1 |
| GR | | | | 95.0 | 93.1 | 99.0 | 96.8 | 98.1 | 99.0 | 102.0 | 98.9 | 93.4 | : | 0.2 | -5.5 |
| E | | | | 99.1 | 101.0 | 101.9 | 98.8 | 102.0 | 98.3 | 102.0 | 100.3 | : | : | 0.5 | -1.7 |
| P | | | | 105.5 | 105.5 | 104.0 | 108.9 | 108.8 | 106.3 | : | : | : | : | : | : |
| USA | | | | 105.6 | 106.3 | 107.8 | 112.9 | 112.9 | 112.2 | 111.8 | 112.2 | 112.9 | 113.3 | 0.4 | 0.4 |
| J | | | | 109.0 | 110.4 | 110.6 | 117.2 | 118.1 | 116.7 | 120.2 | 120.7 | 120.3 | : | 2.6 | -0.3 |

1980 = 100

| | 1981 | 1982 | 1983 | 1982 | 1983 | 1984 | | | | 1983 | 1984 | | | | |
|--|-------|-------|-------|-------|-------|-------|-------|-------|-------|-------|-------|-------|-------|-------|-------|
| | | | | IV. | I. | II. | III. | IV. | I. | II. | III. | IV. | I. | II. | III. |
| | | | | | | | | | | | | SB | - ADJ | - CVS | |
| UMSATZ | | | | | | | | | | | | | | | |
| TURNOVER | | | | | | | | | | | | | | | |
| CHIFFRE D'AFFAIRES | | | | | | | | | | | | | | | |
| EUR10 | 107.8 | 115.7 | 123.3 | 123.7 | 120.6 | 122.0 | 116.2 | 134.4 | : | : | : | 128.2 | : | : | : |
| D | 103.2 | 105.5 | 108.2 | 109.5 | 103.9 | 107.4 | 104.9 | 116.7 | 112.8 | 109.5 | 113.6 | 112.1 | 114.5 | 110.8 | 115.7 |
| F | 111.1 | 123.8 | 133.8 | 137.7 | 131.9 | 133.7 | 122.0 | 147.7 | 146.7 | 144.3 | 132.5 | 138.7 | 143.6 | 142.8 | 145.6 |
| I | 116.4 | 128.6 | 140.1 | 137.6 | 135.4 | 140.7 | 127.4 | 156.9 | : | : | : | 149.9 | : | : | : |
| NL | 112.2 | 114.8 | 117.2 | 120.9 | 117.7 | 113.8 | 107.4 | 129.9 | : | : | : | 121.4 | : | : | : |
| B | 106.7 | 117.7 | 129.9 | 124.6 | 128.8 | 131.6 | 119.0 | 140.3 | 146.5 | 142.8 | 125.2 | 136.4 | 142.4 | 138.4 | 137.7 |
| L | 99.7 | 114.3 | 124.7 | 114.1 | 116.3 | 126.0 | 119.0 | 137.6 | : | : | : | 136.6 | : | : | : |
| UK | 105.0 | 114.1 | 124.1 | 121.5 | 124.0 | 118.7 | 121.0 | 132.5 | 136.7 | 129.3 | 128.4 | 128.0 | 133.5 | 132.8 | 133.5 |
| IRL | 116.0 | 132.2 | 146.6 | 136.2 | 131.4 | 148.4 | 145.0 | 161.4 | 156.0 | : | : | 160.7 | 164.4 | : | : |
| DK | 112.2 | 126.7 | 140.5 | 136.2 | 131.6 | 143.2 | 136.5 | 150.8 | 156.1 | 161.5 | 158.1 | 145.8 | 157.0 | 159.1 | 163.8 |
| GR | - | - | - | - | - | - | - | - | - | - | - | - | - | - | - |
| AUFTRAGSEINGAENGE - GESAMT | | | | | | | | | | | | | | | |
| NEW ORDERS - TOTAL | | | | | | | | | | | | | | | |
| ENTREES DE COMMANDES - ENSEMBLE | | | | | | | | | | | | | | | |
| EUR10 | - | - | - | - | - | - | - | - | - | - | - | - | - | - | - |
| D | 104.5 | 103.4 | 107.8 | 106.5 | 110.6 | 103.7 | 101.8 | 115.2 | 123.8 | 112.5 | 112.8 | 112.5 | 117.3 | 115.0 | 120.0 |
| F | - | - | - | - | - | - | - | - | - | - | - | - | - | - | - |
| I | 117.9 | 127.6 | 136.7 | 135.4 | 140.9 | 138.2 | 114.3 | 153.4 | : | : | : | 146.1 | : | : | : |
| NL | - | - | - | - | - | - | - | - | - | - | - | - | - | - | - |
| B | 101.7 | 113.1 | 122.8 | 120.8 | 128.8 | 121.1 | 110.1 | 131.2 | 137.6 | 125.8 | 131.9 | 128.0 | 130.2 | 123.5 | 143.5 |
| L | - | - | - | - | - | - | - | - | - | - | - | - | - | - | - |
| UK | - | - | - | - | - | - | - | - | - | - | - | - | - | - | - |
| IRL | - | - | - | - | - | - | - | - | - | - | - | - | - | - | - |
| DK | 114.3 | 125.4 | 141.0 | 132.9 | 128.6 | 143.5 | 137.2 | 154.5 | 162.9 | 164.5 | 156.2 | 151.5 | 162.0 | 162.6 | 162.8 |
| GR | - | - | - | - | - | - | - | - | - | - | - | - | - | - | - |
| AUSFUHR | | | | | | | | | | | | | | | |
| EXPORTS | | | | | | | | | | | | | | | |
| EXPORTATIONS | | | | | | | | | | | | | | | |
| EUR10 | 120.6 | 130.6 | 138.0 | 140.7 | 128.2 | 135.2 | 134.0 | 154.6 | 153.3 | 152.8 | | 146.8 | 155.0 | 152.9 | |
| D | 113.8 | 129.7 | 137.2 | 136.4 | 133.4 | 135.0 | 131.0 | 149.4 | 154.1 | 148.4 | | 144.0 | 152.3 | 148.6 | 157.6 |
| F | 113.7 | 117.8 | 128.1 | 125.2 | 123.0 | 129.8 | 117.6 | 141.9 | 142.1 | 149.0 | | 136.3 | 140.5 | 144.0 | 149.1 |
| I | 121.5 | 133.6 | 146.0 | 139.0 | 132.5 | 143.3 | 138.3 | 169.8 | 158.4 | 148.2 | | 155.7 | 165.2 | 148.8 | 171.7 |
| NL | 115.7 | 127.2 | 138.4 | 133.2 | 138.7 | 136.9 | 129.4 | 148.4 | 164.4 | 163.1 | | 144.1 | 156.8 | 162.0 | |
| UEBL | 107.4 | 115.3 | 121.3 | 125.4 | 124.6 | 125.4 | 114.1 | 121.3 | 143.1 | 140.7 | | 116.5 | 139.9 | 138.2 | |
| L | - | - | - | - | - | - | - | - | - | - | | - | - | - | - |
| UK | 113.0 | 125.1 | 127.3 | 134.7 | 116.4 | 123.4 | 126.6 | 143.1 | 143.9 | 140.2 | | 134.1 | 145.5 | 141.9 | 143.5 |
| IRL | 114.8 | 135.0 | 159.0 | 140.9 | 133.9 | 158.3 | 178.6 | 176.5 | 176.5 | 207.4 | | 174.2 | 186.1 | 201.3 | 197.3 |
| DK | 119.1 | 129.9 | 149.9 | 136.5 | 144.6 | 147.1 | 142.2 | 165.7 | 163.0 | 162.5 | | 161.3 | 160.2 | 161.4 | 173.3 |
| GR | 105.6 | 119.8 | 137.5 | 114.3 | 115.5 | 123.1 | 116.8 | 194.5 | 157.0 | 172.1 | | 174.9 | 174.3 | 180.5 | 153.2 |
| EINFUHR | | | | | | | | | | | | | | | |
| IMPORTS | | | | | | | | | | | | | | | |
| IMPORTATIONS | | | | | | | | | | | | | | | |
| EUR10 | 110.9 | 117.8 | 120.2 | 119.8 | 117.6 | 117.7 | 115.6 | 129.8 | 137.5 | 136.5 | | 125.9 | 137.0 | 137.5 | |
| D | 108.6 | 117.2 | 127.1 | 120.6 | 121.4 | 125.2 | 123.7 | 138.2 | 143.3 | 140.8 | | 135.8 | 141.0 | 141.0 | 144.8 |
| F | 111.7 | 121.4 | 121.7 | 131.5 | 127.8 | 121.9 | 108.5 | 128.5 | 138.0 | 135.5 | | 122.6 | 132.1 | 133.0 | 134.5 |
| I | 114.4 | 122.2 | 125.9 | 121.8 | 120.8 | 122.7 | 121.7 | 138.4 | 140.6 | 139.8 | | 131.7 | 142.4 | 138.6 | 147.0 |
| NL | 107.0 | 115.5 | 124.8 | 125.0 | 119.7 | 122.3 | 121.0 | 136.0 | 145.9 | 142.8 | | 131.8 | 145.5 | 142.3 | |
| UEBL | 107.7 | 114.5 | 115.9 | 121.2 | 116.5 | 124.9 | 106.3 | 115.9 | 141.0 | 136.0 | | 113.7 | 135.5 | 133.3 | |
| L | - | - | - | - | - | - | - | - | - | - | | - | - | - | - |
| UK | 113.0 | 123.7 | 133.3 | 122.0 | 123.8 | 134.2 | 133.6 | 141.7 | 152.0 | 155.4 | | 142.9 | 151.5 | 152.8 | 155.0 |
| IRL | 118.6 | 123.4 | 128.8 | 120.6 | 127.9 | 123.9 | 125.0 | 138.5 | 153.9 | 143.4 | | 139.4 | 148.3 | 143.4 | 149.4 |
| DK | 112.7 | 123.7 | 131.2 | 132.2 | 126.0 | 128.1 | 123.2 | 147.4 | 148.0 | 148.4 | | 140.9 | 145.2 | 148.2 | 149.9 |
| GR | 107.9 | 137.2 | 146.3 | 144.1 | 113.6 | 151.3 | 111.1 | 298.9 | 124.5 | 142.5 | | 185.8 | 144.1 | 142.3 | 139.2 |
| LOEHNE UND GEAELTER | | | | | | | | | | | | | | | |
| WAGES AND SALARIES | | | | | | | | | | | | | | | |
| SALAIRES ET TRAITEMENTS | | | | | | | | | | | | | | | |
| EUR10 | 107.9 | 112.7 | : | 121.2 | 109.4 | : | : | : | : | : | : | : | : | : | : |
| D | 103.2 | 103.8 | 103.3 | 112.3 | 93.8 | 102.4 | 102.8 | 114.4 | 100.0 | 100.6 | 104.7 | 104.8 | 107.6 | 102.0 | 105.3 |
| F | - | - | - | - | - | - | - | - | - | - | - | - | - | - | - |
| I | 124.2 | 141.0 | 163.8 | 172.1 | 137.0 | 159.4 | 159.8 | 198.8 | 163.5 | 181.3 | 176.9 | 172.5 | 181.2 | 182.3 | 183.9 |
| NL | - | - | - | - | - | - | - | - | - | - | - | - | - | - | - |
| B | 103.5 | 104.1 | 109.7 | 120.1 | 100.7 | 108.7 | 95.2 | 134.2 | 109.0 | 108.7 | 100.5 | 115.6 | 114.6 | 109.3 | 112.8 |
| L | 104.4 | 110.3 | 111.8 | 118.4 | 104.6 | 110.3 | 109.9 | 122.7 | 114.7 | 118.7 | : | 116.3 | 119.2 | 118.7 | : |
| UK | 108.3 | 109.6 | : | 111.6 | 110.4 | : | : | : | : | : | : | : | : | : | : |
| IRL | - | - | - | - | - | - | - | - | - | - | - | - | - | - | - |
| DK | 104.0 | 114.8 | 124.6 | 118.3 | 122.8 | 130.4 | 116.6 | 128.7 | 132.1 | 140.9 | 127.4 | 127.5 | 130.7 | 134.8 | 136.4 |
| GR | 128.6 | 160.3 | 184.8 | 173.4 | 173.5 | 181.4 | 186.8 | 197.7 | 211.5 | 226.1 | : | 196.4 | 212.7 | 224.1 | : |
| ABHAENIG BESCHAEFTIGTE | | | | | | | | | | | | | | | |
| NUMBER OF EMPLOYEES | | | | | | | | | | | | | | | |
| NOMBRE DE SALARIES | | | | | | | | | | | | | | | |
| EUR10 | 95.2 | 91.8 | 88.2 | 90.4 | 88.9 | 88.3 | 88.1 | 87.4 | 86.5 | 86.3 | : | : | : | : | : |
| D | 97.7 | 94.1 | 90.2 | 92.7 | 90.7 | 90.0 | 90.3 | 89.9 | 88.9 | 88.8 | 89.6 | | | | |
| F | 95.9 | 94.3 | 91.7 | 93.3 | 92.5 | 92.5 | 91.4 | 90.4 | 89.6 | 89.6 | : | | | | |
| I | 96.8 | 92.5 | 87.8 | 90.6 | 89.2 | 88.4 | 87.5 | 86.0 | 84.7 | 83.7 | 82.4 | | | | |
| NL | 96.8 | 93.0 | 88.1 | 91.0 | 89.6 | 88.7 | 87.7 | 86.5 | : | : | : | | | | |
| B | 94.8 | 90.6 | 87.9 | 89.8 | 88.4 | 87.6 | 87.8 | 87.8 | 87.7 | 87.5 | 87.1 | | | | |
| L | 95.8 | 97.0 | 93.1 | 96.6 | 96.4 | 92.8 | 93.0 | 92.3 | 90.9 | 91.5 | : | | | | |
| UK | 91.2 | 87.3 | 83.7 | 85.8 | 84.3 | 83.7 | 83.7 | 83.2 | 82.3 | 82.3 | 82.7 | | | | |
| IRL | 97.6 | 94.5 | 88.8 | 92.3 | 89.5 | 89.1 | 89.1 | 87.6 | 86.3 | 86.5 | : | | | | |
| DK | 94.6 | 93.9 | 93.7 | 93.3 | 92.7 | 93.9 | 94.3 | 94.0 | 93.8 | 96.7 | 98.0 | | | | |
| GR | 98.8 | 96.6 | 105.1 | 95.7 | 103.0 | 104.5 | 108.0 | 105.0 | 103.9 | 104.6 | : | | | | |



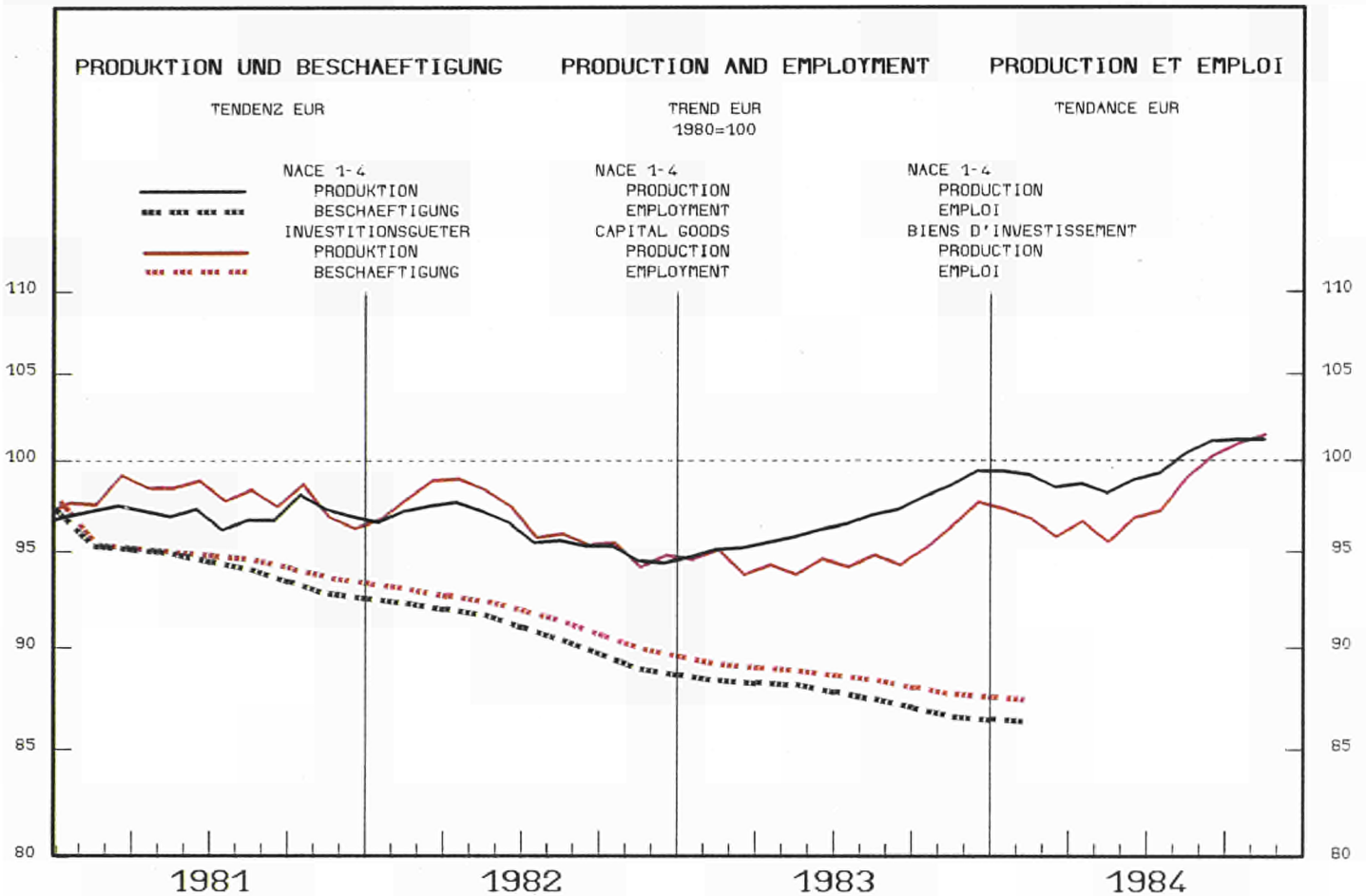
| 1982 | 1983 | 1984 | 1983 | 1984 | 1984 | | | | | | 1985 | %A | %B | |
|------|------|------|------|------|------|----|----|----|----|----|------|----|----|--|
| | | | 11 | 12 | 01 | 07 | 08 | 09 | 10 | 11 | 12 | 01 | | |

| | PRODUKTIONSINDIZES PRO ARBEITSTAG | | | INDICES OF PRODUCTION PER WORKING DAY | | INDICES DE PRODUCTION PAR JOUR OUVRABLE | | | | | | | | | |
|-----|--------------------------------------|-------|-------|--|-------|--|-------|-------|-------|-------|-------|-------|-------|------|------|
| | EUR10 | | | | | | | | | | | | | | |
| D | 92.5 | 93.9 | 97.6 | 103.5 | 93.7 | 98.4 | 91.3 | 86.7 | 98.2 | 103.3 | 104.3 | 92.0 | 96.8 | 2.9 | -1.6 |
| F | 93.3 | 93.3 | 96.7 | 100.5 | 100.2 | 105.8 | 88.4 | 63.2 | 96.4 | 100.1 | 101.1 | 98.7 | 101.7 | 2.7 | -3.8 |
| I | 93.3 | 91.1 | 95.6 | 101.9 | 89.6 | 99.2 | 97.7 | 49.5 | 102.8 | 99.5 | 100.8 | 91.6 | : | 4.9 | 2.2 |
| NL | 88.8 | 94.1 | 98.4 | 104.0 | 113.0 | 122.0 | 72.0 | 76.0 | 87.0 | 91.0 | 102.0 | 108.0 | : | 4.6 | -4.4 |
| B | 94.0 | 95.5 | 99.8 | 108.4 | 91.7 | 97.1 | 74.1 | 90.9 | 107.5 | 104.3 | 108.5 | 100.3 | : | 4.5 | 9.3 |
| L | 94.8 | 100.1 | : | 111.9 | 107.0 | 105.0 | 114.0 | 82.8 | 126.7 | : | : | : | : | : | 18.6 |
| UK | 102.7 | 107.6 | 106.7 | 116.7 | 110.4 | 115.7 | 95.8 | 91.3 | 102.9 | 108.8 | 111.7 | 105.7 | 113.3 | -1.8 | -2.1 |
| IRL | 95.1 | 101.6 | 115.0 | 95.7 | 103.4 | 100.6 | 120.4 | 79.0 | 116.8 | 109.7 | 118.9 | 111.3 | : | 13.2 | 7.6 |
| DK | 95.8 | 101.8 | 112.4 | 114.0 | 92.0 | 99.0 | 75.0 | 130.0 | 122.0 | 133.0 | 126.0 | 94.0 | : | 10.4 | 2.2 |
| GR | 93.2 | 94.6 | 99.1 | 100.1 | 97.7 | 99.9 | 92.4 | 87.5 | 101.5 | 106.4 | 104.8 | 97.6 | : | 4.8 | -0.1 |
| E | 99.1 | 100.2 | : | 107.2 | 108.9 | 109.7 | 103.0 | 66.3 | 98.8 | 107.6 | 106.9 | : | : | 3.4 | -0.3 |
| P | - | - | - | - | - | - | - | - | - | - | - | - | - | - | - |
| USA | 94.3 | 103.1 | 113.6 | 108.8 | 104.8 | 105.5 | 116.1 | 119.8 | 119.2 | 117.6 | 114.0 | 110.3 | 109.9 | 9.1 | 4.2 |
| J | 96.4 | 100.5 | 111.6 | 107.2 | 108.5 | 100.2 | 114.3 | 107.7 | 113.2 | 117.3 | 117.4 | 117.6 | : | 11.0 | 8.4 |

| | SAISONBEREINIGT | | | SEASONALLY ADJUSTED | | DESAISONNALISE | | | | | | | |
|-----|-----------------|-------|-------|---------------------|-------|----------------|-------|-------|-------|-------|-------|------|------|
| | EUR10 | | | | | | | | | | | | |
| D | | 97.8 | 98.4 | 100.0 | 99.6 | 98.0 | 97.1 | 100.7 | 98.9 | 97.1 | 98.2 | -0.5 | 1.1 |
| F | | 94.5 | 96.1 | 98.3 | 98.0 | 97.0 | 97.9 | 98.7 | 96.1 | 95.2 | 94.7 | -2.6 | -0.5 |
| I | | 93.6 | 93.9 | 95.2 | 95.0 | 98.8 | 99.0 | 95.7 | 94.6 | 97.4 | : | -1.8 | 3.0 |
| NL | | 94.2 | 96.0 | 100.5 | 98.8 | 102.2 | 102.5 | 96.8 | 95.4 | 93.0 | : | -6.0 | -2.5 |
| B | | 100.0 | 96.0 | 96.8 | 99.8 | 100.0 | 103.5 | 99.5 | 100.7 | 104.3 | : | 0.4 | 3.6 |
| L | | 107.4 | 115.0 | 111.4 | 117.1 | 112.8 | 123.3 | : | : | : | : | : | : |
| UK | | 110.5 | 110.4 | 111.6 | 104.2 | 104.1 | 105.2 | 106.1 | 106.3 | 106.8 | 109.4 | 2.3 | 2.4 |
| IRL | | 97.0 | 113.7 | 106.4 | 116.0 | 101.9 | 118.6 | 114.8 | 121.5 | 121.5 | : | 6.3 | 0.0 |
| DK | | 105.7 | 105.3 | 109.7 | 110.3 | 119.8 | 107.7 | 123.6 | 118.8 | 109.0 | : | 4.0 | -8.3 |
| GR | | 96.6 | 95.3 | 100.4 | 99.1 | 100.3 | 98.9 | 105.1 | 101.5 | 96.5 | : | 1.6 | -4.9 |
| E | | 100.6 | 106.0 | 105.7 | 103.1 | 103.1 | 99.7 | 103.0 | 101.0 | : | : | -1.6 | -1.9 |
| P | | - | - | - | - | - | - | - | - | - | - | - | - |
| USA | | 108.9 | 108.8 | 110.4 | 115.6 | 115.2 | 113.8 | 114.1 | 113.9 | 114.8 | 115.1 | 0.2 | 0.3 |
| J | | 105.2 | 106.2 | 106.4 | 111.6 | 112.9 | 112.4 | 115.1 | 115.2 | 115.1 | : | 2.5 | -0.1 |

1980 = 100

| | 1981 | 1982 | 1983 | 1982 | 1983 | 1984 | | | | | | 1983 | 1984 | | | |
|--------------------------------|----------------------------|-------|-------|-------|-------|-------|-------|-------|-------|-------|-------|-------|--------------------------------|-------|-------|--|
| | | | | IV. | I. | II. | III. | IV. | I. | II. | III. | IV. | I. | II. | III. | |
| SB - ADJ - CVS | | | | | | | | | | | | | | | | |
| UMSATZ | TURNOVER | | | | | | | | | | | | CHIFFRE D'AFFAIRES | | | |
| EUR10 | 107.2 | 113.3 | 120.9 | 115.7 | 119.0 | 121.3 | 113.9 | 129.4 | : | : | : | 127.0 | : | : | : | |
| D | 102.8 | 101.9 | 105.5 | 97.9 | 100.9 | 106.4 | 104.2 | 110.3 | 115.7 | 115.4 | 114.0 | 111.0 | 114.7 | 113.6 | 117.0 | |
| F | 106.6 | 117.2 | 125.1 | 123.1 | 122.6 | 128.7 | 114.6 | 134.3 | 141.1 | 140.2 | 126.4 | 130.0 | 137.7 | 135.1 | 139.7 | |
| I | 116.7 | 128.0 | 137.9 | 132.1 | 136.0 | 138.5 | 124.1 | 152.9 | : | : | : | 149.0 | : | : | : | |
| NL | 118.7 | 120.4 | 125.2 | 124.0 | 130.6 | 117.5 | 107.7 | 137.2 | : | : | : | 128.5 | : | : | : | |
| B | 106.0 | 114.8 | 128.7 | 119.7 | 128.2 | 130.1 | 117.0 | 139.6 | 151.8 | 144.4 | 124.8 | 136.9 | 145.1 | 140.7 | 138.9 | |
| L | 99.9 | 114.2 | 120.9 | 104.7 | 110.5 | 122.4 | 113.0 | 137.8 | : | : | : | 137.2 | : | : | : | |
| UK | 107.6 | 117.6 | 129.4 | 125.3 | 131.6 | 124.8 | 123.8 | 137.3 | 145.4 | 132.9 | 129.0 | 133.2 | 140.2 | 135.9 | 137.1 | |
| IRL | 118.9 | 126.5 | 139.7 | 124.8 | 143.4 | 140.5 | 124.1 | 150.5 | 171.7 | : | : | 153.6 | 161.5 | 156.6 | 163.1 | |
| DK | 110.0 | 119.9 | 133.6 | 124.4 | 124.1 | 135.8 | 132.4 | 142.1 | 151.5 | 161.5 | 158.8 | 141.4 | 152.9 | 156.6 | 163.1 | |
| GR | - | - | - | - | - | - | - | - | - | - | - | - | - | - | - | |
| AUSFUHR | EXPORTS | | | | | | | | | | | | EXPORTATIONS | | | |
| EUR10 | 113.2 | 117.6 | 126.2 | 190.9 | 167.8 | 182.5 | 189.1 | 216.1 | 208.8 | 217.0 | : | 205.0 | 219.4 | 220.2 | : | |
| D | 111.0 | 121.7 | 130.4 | 124.1 | 121.5 | 122.8 | 131.7 | 145.6 | 151.7 | 151.7 | : | 143.6 | 150.9 | 151.9 | : | |
| F | 111.6 | 105.1 | 113.1 | 109.2 | 105.9 | 112.3 | 103.7 | 130.6 | 128.0 | 134.4 | : | 125.2 | 127.8 | 129.7 | : | |
| I | 120.5 | 130.5 | 140.7 | 135.4 | 122.5 | 143.9 | 127.9 | 168.5 | 152.2 | 154.0 | : | 153.3 | 161.9 | 149.2 | : | |
| NL | 116.0 | 125.4 | 135.2 | 131.8 | 134.1 | 131.4 | 130.4 | 144.8 | 169.4 | 159.5 | : | 141.5 | 158.1 | 161.2 | : | |
| UEBL | 102.9 | 107.7 | 116.5 | 115.8 | 109.8 | 109.9 | 115.3 | 130.9 | 134.2 | 134.3 | : | 125.4 | 135.8 | 135.0 | : | |
| UK | 122.4 | 130.3 | 134.0 | 141.6 | 122.1 | 128.9 | 135.9 | 149.2 | 150.6 | 148.0 | : | 144.5 | 152.3 | 149.9 | : | |
| IRL | 113.6 | 134.5 | 154.8 | 134.5 | 135.4 | 144.9 | 175.8 | 163.1 | 193.2 | 202.0 | : | 166.9 | 193.6 | 195.5 | : | |
| DK | 113.1 | 117.9 | 159.9 | 123.8 | 131.7 | 156.6 | 176.4 | 174.7 | 171.3 | 184.8 | : | 178.1 | 177.5 | 180.6 | : | |
| GR | 113.4 | 120.7 | 126.3 | 111.5 | 114.8 | 108.9 | 113.2 | 168.2 | 153.8 | 169.7 | : | 156.4 | 170.5 | 179.4 | : | |
| EINFUHR | IMPORTS | | | | | | | | | | | | IMPORTATIONS | | | |
| EUR10 | 113.4 | 118.2 | 114.8 | 109.0 | 104.3 | 105.1 | 108.2 | 119.7 | 122.6 | 124.6 | : | 118.2 | 123.7 | 126.7 | : | |
| D | 108.6 | 115.5 | 121.4 | 117.5 | 115.2 | 118.0 | 122.0 | 130.5 | 139.0 | 136.7 | : | 129.0 | 137.4 | 136.9 | : | |
| F | 111.8 | 117.1 | 114.0 | 120.0 | 118.0 | 112.9 | 108.3 | 116.9 | 134.7 | 128.4 | : | 114.4 | 128.0 | 126.8 | : | |
| I | 118.4 | 124.9 | 128.2 | 123.5 | 126.5 | 119.7 | 128.5 | 138.0 | 149.4 | 143.7 | : | 133.7 | 149.9 | 144.7 | : | |
| NL | 109.6 | 116.2 | 122.1 | 125.1 | 115.3 | 112.6 | 120.9 | 133.7 | 139.2 | 142.8 | : | 129.6 | 139.5 | 141.3 | : | |
| UEBL | 110.9 | 118.3 | 119.3 | 125.9 | 113.7 | 125.9 | 109.6 | 127.9 | 146.0 | 144.8 | : | 123.8 | 142.1 | 142.8 | : | |
| UK | 115.7 | 111.0 | 118.0 | 106.4 | 107.8 | 115.2 | 126.2 | 123.5 | 134.1 | 139.5 | : | 125.0 | 133.8 | 138.9 | : | |
| IRL | 115.7 | 120.8 | 121.4 | 118.4 | 124.1 | 113.1 | 125.0 | 123.5 | 146.7 | 132.9 | : | 126.8 | 140.4 | 133.9 | : | |
| DK | 111.8 | 122.3 | 124.5 | 132.2 | 113.0 | 118.8 | 125.0 | 141.2 | 140.1 | 145.7 | : | 136.1 | 140.7 | 146.7 | : | |
| GR | 186.8 | 249.8 | 264.7 | 252.5 | 177.0 | 281.7 | 171.5 | 428.6 | 206.7 | 239.1 | : | 357.4 | 251.2 | 246.3 | : | |
| LOEHNE UND GEHAELTER | WAGES AND SALARIES | | | | | | | | | | | | SALAIRES ET TRAITEMENTS | | | |
| EUR10 | - | - | - | - | - | - | - | - | - | - | - | - | - | - | - | |
| D | 102.3 | 101.7 | 100.6 | 110.8 | 91.4 | 99.2 | 98.9 | 112.7 | 95.9 | 100.5 | 101.4 | 101.9 | 103.8 | 101.7 | 103.0 | |
| F | - | - | - | - | - | - | - | - | - | - | - | - | - | - | - | |
| I | 124.2 | 141.0 | 163.7 | 170.2 | 138.9 | 163.8 | 153.6 | 198.5 | 162.7 | 186.6 | 175.6 | 170.4 | 180.0 | 183.1 | 187.3 | |
| NL | - | - | - | - | - | - | - | - | - | - | - | - | - | - | - | |
| B | 102.3 | 100.4 | 106.5 | 114.2 | 103.0 | 103.3 | 91.4 | 128.2 | 105.9 | 105.2 | 97.6 | 110.4 | 110.8 | 106.5 | 109.3 | |
| L | 103.0 | 108.2 | 108.4 | 114.9 | 102.1 | 106.5 | 106.9 | 118.0 | 111.2 | 114.3 | : | 112.7 | 114.9 | 114.7 | : | |
| UK | - | - | - | - | - | - | - | - | - | - | - | - | - | - | - | |
| IRL | - | - | - | - | - | - | - | - | - | - | - | - | - | - | - | |
| DK | 99.6 | 107.0 | 115.5 | 109.6 | 112.0 | 121.1 | 107.8 | 121.0 | 124.9 | 135.8 | 121.3 | 119.8 | 125.0 | 129.0 | 130.4 | |
| GR | - | - | - | - | - | - | - | - | - | - | - | - | - | - | - | |
| ABHAENGIG BESCHAEFTIGTE | NUMBER OF EMPLOYEES | | | | | | | | | | | | NOMBRE DE SALARIES | | | |
| EUR10 | 94.8 | 91.0 | 87.1 | 89.4 | 87.9 | 87.4 | 87.0 | 86.3 | 85.3 | 85.1 | : | - | - | - | - | |
| D | 97.0 | 92.6 | 88.6 | 91.1 | 88.9 | 88.6 | 88.8 | 88.3 | 87.2 | 87.3 | 87.8 | - | - | - | - | |
| F | 96.2 | 94.7 | 92.0 | 93.8 | 92.9 | 92.7 | 91.7 | 90.7 | 89.9 | 89.6 | : | - | - | - | - | |
| I | 97.0 | 92.7 | 88.2 | 91.0 | 89.7 | 88.9 | 87.8 | 86.4 | 85.1 | 84.1 | 81.8 | - | - | - | - | |
| NL | 98.9 | 93.7 | 89.3 | 92.0 | 90.5 | 89.8 | 88.3 | 83.0 | : | : | : | - | - | - | - | |
| B | 94.6 | 90.5 | 88.1 | 89.5 | 88.3 | 88.1 | 87.5 | 88.4 | 88.5 | 88.1 | 87.4 | - | - | - | - | |
| L | 97.7 | 95.4 | 90.6 | 94.7 | 92.1 | 90.5 | 90.3 | 89.7 | 88.6 | 89.2 | : | - | - | - | - | |
| UK | 89.9 | 85.2 | 80.9 | 83.3 | 81.8 | 81.0 | 80.8 | 80.3 | 79.5 | 79.4 | 76.9 | - | - | - | - | |
| IRL | 98.1 | 93.1 | 86.6 | 89.2 | 87.3 | 88.8 | 86.9 | 83.4 | 82.0 | 84.1 | : | - | - | - | - | |
| DK | 91.3 | 88.5 | 87.0 | 87.6 | 84.2 | 87.0 | 88.5 | 88.3 | 87.7 | 91.3 | 93.0 | - | - | - | - | |
| GR | - | - | - | - | - | - | - | - | - | - | - | - | - | - | - | |

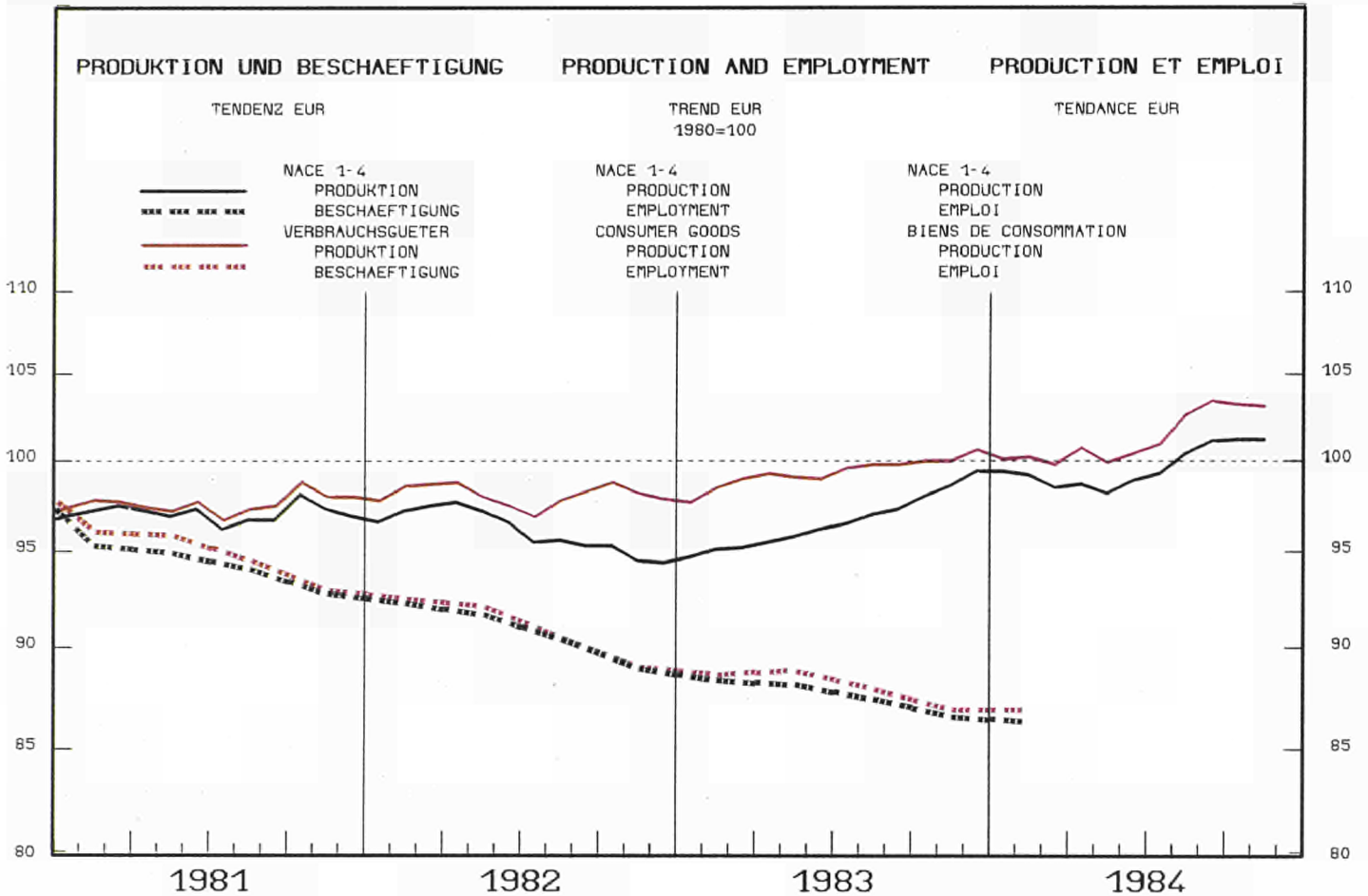


| 1982 | 1983 | 1984 | 1983 | 1984 | 1984 | 1985 | | | | | %A | %B | | |
|------|------|------|------|------|------|------|----|----|----|----|----|----|--|--|
| | | | 11 | 12 | 01 | 07 | 08 | 09 | 10 | 11 | 12 | 01 | | |

| PRODUKTIONSINDIZES PRO ARBEITSTAG | | | | INDICES OF PRODUCTION PER WORKING DAY | | | | | | | | INDICES DE PRODUCTION PAR JOUR OUVRABLE | | | |
|--------------------------------------|-------|-------|-------|--|-------|-------|-------|-------|-------|-------|-------|--|-------|------|------|
| EUR10 | 97.1 | 95.9 | 98.6 | 105.0 | 112.1 | 87.6 | 89.9 | 73.7 | 103.9 | 105.5 | 109.1 | 113.5 | : | 2.9 | 1.3 |
| D | 97.8 | 95.5 | 98.3 | 104.1 | 115.5 | 81.6 | 90.7 | 84.4 | 104.4 | 110.3 | 112.1 | 118.7 | 92.1 | 3.7 | 12.9 |
| F | 101.6 | 100.4 | 101.8 | 114.3 | 150.1 | 90.6 | 82.4 | 76.0 | 99.4 | 102.2 | 111.4 | 145.2 | 83.1 | 0.9 | -8.2 |
| I | 94.9 | 92.9 | 93.3 | 104.8 | 95.6 | 91.4 | 100.8 | 36.1 | 100.6 | 104.3 | 103.8 | 93.3 | : | 0.4 | -2.4 |
| NL | 100.4 | 97.2 | 105.1 | 102.0 | 118.0 | 91.0 | 86.0 | 91.0 | 112.0 | 115.0 | 114.0 | 129.0 | : | 8.1 | 9.3 |
| B | 97.7 | 102.3 | 104.7 | 112.6 | 97.8 | 102.2 | 80.3 | 97.8 | 120.8 | 111.6 | 113.6 | 105.0 | : | 2.4 | 7.3 |
| L | 87.4 | 81.3 | : | 97.9 | 78.6 | 79.8 | 91.3 | 65.9 | 93.3 | : | : | : | : | 9.3 | : |
| UK | 92.4 | 92.7 | 95.5 | 97.7 | 91.6 | 88.5 | 89.9 | 85.3 | 102.8 | 97.0 | 101.4 | 93.2 | 91.5 | 3.3 | 3.4 |
| IRL | 119.7 | 143.4 | 187.4 | 161.6 | 167.0 | 141.0 | 166.0 | 144.9 | 210.9 | 199.8 | 216.3 | 223.2 | : | 30.7 | 33.7 |
| DK | 101.7 | 104.8 | 118.8 | 119.0 | 131.0 | 102.0 | 72.0 | 123.0 | 130.0 | 125.0 | 137.0 | 139.0 | : | 13.4 | 6.1 |
| GR | 95.9 | 86.1 | 82.1 | 87.7 | 94.0 | 81.3 | 71.2 | 54.8 | 87.1 | 82.4 | 91.8 | 96.8 | : | -4.7 | 3.0 |
| E | 92.6 | 89.4 | : | 100.6 | 92.1 | 78.1 | 94.9 | 25.4 | 92.8 | 104.2 | 106.5 | : | : | -4.4 | 5.8 |
| P | - | - | - | - | - | - | - | - | - | - | - | - | - | - | - |
| USA | 96.3 | 97.0 | 113.0 | 103.0 | 103.5 | 104.3 | 114.7 | 116.9 | 119.6 | 118.7 | 118.5 | 118.9 | 117.3 | 16.3 | 12.5 |
| J | 106.4 | 106.5 | 123.4 | 111.0 | 114.1 | 103.1 | 126.1 | 116.8 | 137.7 | 128.6 | 127.7 | 130.0 | : | 15.9 | 13.9 |

| SAISONBEREINIGT | | | | SEASONALLY ADJUSTED | | | | | | | | DESAISONNALISE | | | |
|-----------------|-------|-------|-------|---------------------|-------|-------|-------|-------|-------|-------|------|----------------|---|---|---|
| EUR10 | 96.9 | 98.6 | 97.7 | 98.5 | 99.1 | 99.3 | 102.2 | 101.2 | 100.9 | : | 2.5 | -0.3 | | | |
| D | 96.5 | 99.7 | 97.7 | 98.6 | 99.1 | 98.0 | 105.2 | 104.1 | 102.6 | 107.9 | 4.1 | 5.3 | | | |
| F | 105.4 | 104.8 | 103.7 | 102.0 | 101.7 | 100.6 | 105.0 | 102.1 | 100.5 | 97.1 | -2.4 | -3.3 | | | |
| I | 93.6 | 96.3 | 90.9 | 95.8 | 95.4 | 94.3 | 97.0 | 93.1 | 95.8 | : | 0.1 | 2.9 | | | |
| NL | 98.1 | 98.1 | 102.2 | 102.4 | 104.2 | 108.9 | 109.2 | 110.8 | 109.7 | : | 4.5 | -0.9 | | | |
| B | 105.0 | 103.3 | 101.1 | 106.5 | 101.8 | 114.6 | 106.2 | 105.9 | 110.2 | : | -0.2 | 4.1 | | | |
| L | 93.7 | 63.4 | 86.8 | 82.1 | 92.6 | : | : | : | : | : | : | : | : | : | : |
| UK | 93.2 | 95.3 | 94.2 | 95.9 | 97.0 | 97.1 | 95.7 | 96.6 | 97.1 | 97.5 | 0.5 | 0.4 | | | |
| IRL | 154.5 | 163.6 | 156.1 | 185.6 | 187.8 | 192.8 | 205.0 | 207.3 | 216.6 | : | 11.1 | 4.5 | | | |
| DK | 112.7 | 110.5 | 114.4 | 116.0 | 124.8 | 120.1 | 123.7 | 130.1 | 121.1 | : | 3.9 | -6.9 | | | |
| GR | 80.8 | 79.5 | 88.9 | 83.7 | 77.5 | 84.6 | 82.0 | 83.2 | 82.6 | : | 0.8 | -0.8 | | | |
| E | 86.5 | 84.4 | 83.7 | 81.4 | 81.6 | 79.3 | 88.2 | 90.1 | : | : | 6.7 | 2.1 | | | |
| P | - | - | - | - | - | - | - | - | - | - | - | - | - | - | - |
| USA | 102.7 | 104.5 | 106.7 | 115.0 | 116.2 | 116.3 | 117.1 | 117.9 | 119.4 | 120.0 | 2.2 | 0.5 | | | |
| J | 112.5 | 114.2 | 116.4 | 125.3 | 124.6 | 122.9 | 131.1 | 129.5 | 130.2 | : | 4.8 | 0.5 | | | |

| | | | 1982 | 1983 | 1984 | | | | | | 1983 | 1984 | | |
|-----------------------------------|-------|-------|----------------------------|-------|-------|-------|-------|-------|--|-------|-------|-------|-------|-------|
| 1981 | 1982 | 1983 | IV. | I. | II. | III. | IV. | I. | II. | III. | IV. | I. | II. | III. |
| SB - ADJ - CVS | | | | | | | | | | | | | | |
| UMSATZ | | | TURNOVER | | | | | | CHIFFRE D'AFFAIRES | | | | | |
| EUR10 | 106.1 | 115.0 | 122.3 | 128.4 | 115.7 | 122.4 | 112.6 | 138.5 | : | : | : | 126.8 | : | : |
| D | 104.3 | 110.2 | 113.6 | 119.4 | 105.9 | 113.6 | 106.3 | 128.4 | 113.5 | 106.8 | 119.5 | 117.7 | 118.8 | 108.5 |
| F | 111.6 | 127.1 | 138.8 | 152.7 | 127.1 | 140.9 | 123.8 | 163.5 | 137.8 | 150.3 | 134.6 | 145.1 | 142.4 | 146.4 |
| I | 115.9 | 123.7 | 138.9 | 144.9 | 129.9 | 144.1 | 117.9 | 163.7 | : | : | : | 149.0 | : | : |
| NL | 103.8 | 106.7 | 105.0 | 121.3 | 98.1 | 100.2 | 98.1 | 123.7 | 102.1 | 110.9 | 107.1 | 107.3 | 110.7 | 113.0 |
| B | 105.3 | 120.1 | 131.3 | 134.0 | 130.6 | 136.2 | 118.1 | 140.5 | 138.2 | 131.7 | 114.8 | 132.6 | 135.9 | 126.3 |
| L | 90.4 | 92.0 | 104.0 | 113.4 | 83.8 | 91.9 | 112.6 | 127.7 | : | : | : | 115.5 | : | : |
| UK | 98.8 | 106.9 | 112.9 | 109.9 | 114.1 | 108.1 | 111.1 | 118.3 | 125.4 | 120.0 | 120.8 | 116.1 | 121.1 | 122.1 |
| IRL | 137.3 | 162.2 | 206.9 | 178.5 | 184.0 | 202.9 | 192.7 | 248.1 | 251.3 | : | : | 239.9 | 250.5 | : |
| DK | 111.0 | 130.5 | 149.7 | 151.9 | 141.2 | 159.6 | 129.9 | 168.3 | 168.9 | 167.9 | 156.6 | 151.4 | 169.8 | 163.8 |
| GR | - | - | - | - | - | - | - | - | - | - | - | - | - | 174.9 |
| AUFTRAGSEINGANGEN - GESAMT | | | NEW ORDERS - TOTAL | | | | | | ENTREES DE COMMANDES - ENSEMBLE | | | | | |
| EUR10 | - | - | - | - | - | - | - | - | - | - | - | - | - | - |
| D | 107.1 | 106.7 | 109.3 | 114.9 | 117.6 | 102.0 | 99.4 | 118.2 | 127.8 | 110.6 | 115.8 | 111.9 | 120.1 | 115.7 |
| F | - | - | - | - | - | - | - | - | - | - | - | - | - | - |
| I | - | - | - | - | - | - | - | - | - | - | - | - | - | - |
| NL | 112.8 | 104.2 | 109.1 | 110.6 | 98.8 | 104.3 | 105.4 | 128.1 | 118.2 | 110.3 | 116.6 | 116.0 | 121.0 | 116.5 |
| B | 100.5 | 111.7 | 122.4 | 117.4 | 127.5 | 118.4 | 113.1 | 130.7 | 134.4 | 122.2 | 117.6 | 128.4 | 127.5 | 118.8 |
| L | - | - | - | - | - | - | - | - | - | - | - | - | - | - |
| UK | - | - | - | - | - | - | - | - | - | - | - | - | - | - |
| IRL | - | - | - | - | - | - | - | - | - | - | - | - | - | - |
| DK | 116.7 | 120.5 | 143.9 | 129.9 | 124.9 | 144.9 | 133.6 | 172.3 | 185.0 | 171.6 | 148.9 | 163.2 | 181.5 | 175.0 |
| GR | - | - | - | - | - | - | - | - | - | - | - | - | - | 162.6 |
| AUSFUHR | | | EXPORTS | | | | | | EXPORTATIONS | | | | | |
| EUR10 | 121.4 | 134.0 | 137.9 | 140.5 | 117.9 | 124.3 | 141.4 | 156.8 | 145.2 | 143.3 | 145.0 | 153.6 | 148.0 | |
| D | 115.2 | 136.7 | 140.1 | 141.3 | 123.9 | 127.9 | 140.6 | 152.5 | 147.5 | 140.5 | 142.9 | 151.1 | 142.1 | |
| F | 117.1 | 126.5 | 136.9 | 137.8 | 122.8 | 134.9 | 135.2 | 151.9 | 150.6 | 158.8 | 143.6 | 153.3 | 154.4 | |
| I | 126.3 | 135.2 | 150.9 | 140.2 | 128.5 | 138.4 | 156.5 | 180.5 | 158.8 | 151.7 | 167.3 | 172.9 | 152.8 | |
| NL | 112.8 | 128.4 | 138.2 | 137.0 | 121.9 | 127.3 | 140.8 | 162.8 | 151.2 | 152.3 | 152.8 | 157.8 | 152.7 | |
| UEBL | 108.3 | 118.7 | 126.1 | 130.7 | 119.4 | 123.3 | 119.1 | 141.2 | 134.3 | 134.3 | 132.3 | 135.8 | 131.0 | |
| UK | 114.2 | 124.8 | 121.6 | 128.5 | 101.6 | 114.3 | 128.2 | 142.5 | 135.0 | 137.5 | 127.6 | 142.8 | 140.0 | |
| IRL | 140.8 | 186.0 | 239.1 | 213.0 | 193.9 | 231.6 | 232.3 | 298.6 | 292.1 | 339.7 | 286.5 | 305.3 | 333.5 | |
| DK | 124.8 | 130.4 | 150.2 | 130.8 | 143.0 | 137.0 | 136.3 | 184.8 | 160.2 | 153.3 | 173.0 | 140.1 | 153.0 | |
| GR | 177.7 | 183.1 | 191.4 | 172.1 | 151.2 | 115.9 | 126.0 | 372.4 | 155.7 | 206.3 | 311.6 | 183.5 | 234.7 | |
| EINFUHR | | | IMPORTS | | | | | | IMPORTATIONS | | | | | |
| EUR10 | 118.4 | 129.2 | 145.3 | 138.2 | 130.2 | 139.9 | 149.1 | 162.2 | 164.5 | 173.0 | 158.5 | 168.8 | 173.2 | |
| D | 114.8 | 128.9 | 147.3 | 136.6 | 130.1 | 139.8 | 154.5 | 164.9 | 155.3 | 159.3 | 161.9 | 157.0 | 158.9 | |
| F | 114.6 | 132.7 | 136.7 | 156.4 | 138.2 | 131.0 | 130.3 | 147.3 | 145.2 | 150.0 | 138.3 | 144.8 | 147.0 | |
| I | 111.8 | 114.8 | 115.1 | 115.3 | 96.1 | 116.0 | 121.0 | 127.3 | 134.1 | 139.7 | 119.5 | 140.3 | 138.3 | |
| NL | 103.3 | 115.7 | 135.0 | 132.8 | 116.8 | 127.8 | 139.4 | 155.9 | 162.8 | 152.7 | 147.4 | 166.4 | 154.2 | |
| UEBL | 102.0 | 109.1 | 115.1 | 114.0 | 105.8 | 114.3 | 116.1 | 124.0 | 125.6 | 124.4 | 120.8 | 127.7 | 121.4 | |
| UK | 116.5 | 143.2 | 160.2 | 139.5 | 143.2 | 159.2 | 170.9 | 167.5 | 184.3 | 195.1 | 172.2 | 190.2 | 185.0 | |
| IRL | 120.2 | 127.7 | 140.5 | 121.6 | 133.2 | 134.0 | 140.2 | 154.6 | 173.1 | 177.0 | 158.8 | 170.5 | 172.3 | |
| DK | 115.0 | 127.6 | 143.6 | 140.3 | 131.8 | 124.5 | 160.9 | 156.9 | 159.0 | 154.1 | 145.9 | 164.0 | 158.9 | |
| GR | 75.9 | 84.6 | 89.5 | 92.6 | 71.3 | 92.9 | 82.9 | 111.0 | 80.2 | 102.6 | 100.8 | 92.3 | 102.4 | |
| LOEHNE UND GELAETER | | | WAGES AND SALARIES | | | | | | SALAIRES ET TRAITEMENTS | | | | | |
| EUR10 | 108.5 | 114.8 | 120.2 | 124.2 | 109.8 | 119.3 | 120.6 | 131.3 | 120.2 | 119.9 | : | 123.1 | 126.6 | 120.8 |
| D | 104.3 | 106.6 | 106.9 | 113.8 | 96.2 | 106.4 | 108.3 | 116.8 | 104.9 | 101.3 | 110.1 | 108.5 | 112.6 | 102.8 |
| F | 111.2 | 121.9 | 129.7 | 124.5 | 127.1 | 129.7 | 130.0 | 132.1 | 133.3 | 135.0 | : | 132.3 | 133.4 | 134.0 |
| I | 124.9 | 140.2 | 163.4 | 171.5 | 134.8 | 154.9 | 166.1 | 197.7 | 165.2 | 174.2 | 177.5 | 178.3 | 181.5 | 178.9 |
| NL | - | - | - | - | - | - | - | - | - | - | : | - | - | - |
| B | 101.5 | 107.2 | 112.7 | 124.1 | 107.7 | 117.8 | 98.3 | 126.8 | 108.3 | 108.2 | 100.1 | 111.8 | 111.4 | 107.2 |
| L | 109.3 | 116.6 | 118.8 | 127.3 | 108.2 | 118.8 | 115.4 | 132.9 | 120.1 | 132.9 | : | 124.2 | 127.5 | 128.9 |
| UK | - | - | - | - | - | - | - | - | - | - | : | - | - | - |
| IRL | - | - | - | - | - | - | - | - | - | - | : | - | - | - |
| DK | 107.0 | 119.0 | 129.1 | 122.1 | 130.3 | 135.4 | 118.6 | 132.2 | 136.2 | 141.6 | 127.3 | 131.8 | 132.2 | 135.0 |
| GR | - | - | - | - | - | - | - | - | - | - | : | - | - | 137.2 |
| ABHAENIG BESCHAEFTIGTE | | | NUMBER OF EMPLOYEES | | | | | | NOMBRE DE SALARIES | | | | | |
| EUR10 | 95.4 | 92.5 | 88.9 | 91.2 | 89.8 | 89.0 | 88.7 | 88.2 | 87.5 | 87.2 | : | | | |
| D | 98.8 | 97.0 | 93.8 | 96.2 | 94.5 | 93.5 | 93.8 | 93.6 | 92.7 | 92.5 | 93.6 | | | |
| F | 96.9 | 95.5 | 92.5 | 94.5 | 93.4 | 92.9 | 92.1 | 91.5 | 90.6 | 90.1 | : | | | |
| I | 95.8 | 91.1 | 86.0 | 89.1 | 87.6 | 86.5 | 85.5 | 84.2 | 82.8 | 81.7 | 80.7 | | | |
| NL | 96.4 | 92.5 | 87.2 | 90.8 | 89.5 | 88.0 | 86.4 | 85.0 | : | : | : | | | |
| B | 94.9 | 89.9 | 87.3 | 89.1 | 88.0 | 87.9 | 86.9 | 85.5 | 85.7 | 85.6 | 85.2 | | | |
| L | 103.4 | 100.2 | 95.7 | 99.1 | 97.9 | 94.7 | 95.5 | 94.5 | 93.9 | 94.4 | : | | | |
| UK | 90.8 | 85.7 | 83.0 | 85.1 | 83.6 | 83.0 | 82.9 | 82.5 | 81.8 | 81.8 | 81.9 | | | |
| IRL | 102.0 | 102.7 | 98.0 | 102.0 | 100.1 | 97.0 | 97.2 | 97.6 | 98.7 | 98.2 | : | | | |
| DK | 96.5 | 96.3 | 96.1 | 95.9 | 96.9 | 96.1 | 95.6 | 95.9 | 96.7 | 98.7 | 100.1 | | | |
| GR | - | - | - | - | - | - | - | - | - | - | : | | | |

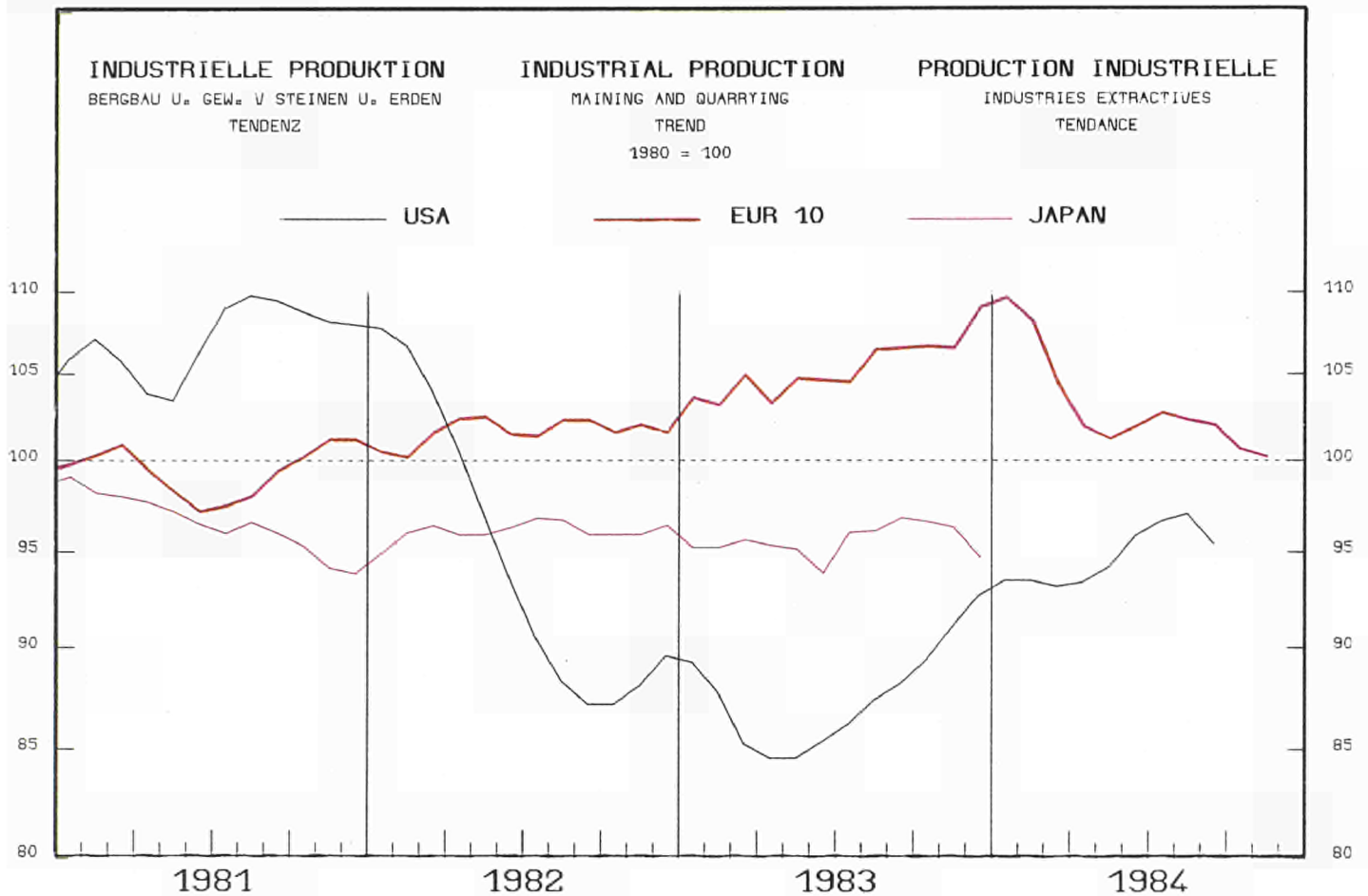


| 1982 | 1983 | 1984 | 1983 | 1984 | 1984 | | | | | | 1985 | %A | %B | |
|------|------|------|------|------|------|----|----|----|----|----|------|----|----|--|
| | | | 11 | 12 | 01 | 07 | 08 | 09 | 10 | 11 | 12 | 01 | | |

| PRODUKTIONSINDIZES PRO ARBEITSTAG | | | | INDICES OF PRODUCTION PER WORKING DAY | | | | | | | | INDICES DE PRODUCTION PAR JOUR OUVRABLE | | | |
|--------------------------------------|-------|-------|-------|--|-------|-------|-------|-------|-------|-------|-------|--|-------|------|------|
| EUR10 | 98.0 | 99.2 | 101.3 | 109.7 | 95.2 | 98.3 | 93.6 | 73.6 | 110.3 | 112.0 | 112.1 | 97.5 | 2.1 | 2.4 | |
| D | 97.1 | 98.6 | 100.5 | 109.9 | 97.2 | 95.8 | 92.6 | 88.4 | 106.1 | 114.5 | 116.4 | 99.0 | 99.5 | 1.8 | 3.9 |
| F | 99.9 | 103.7 | 104.4 | 114.8 | 102.7 | 105.0 | 95.8 | 62.8 | 108.8 | 112.1 | 114.0 | 102.3 | 104.3 | 0.8 | -0.6 |
| I | 96.8 | 94.3 | 96.9 | 102.7 | 83.8 | 98.2 | 94.3 | 49.0 | 114.9 | 107.1 | 104.0 | 89.3 | : | 2.7 | 6.6 |
| NL | 99.3 | 99.7 | 102.3 | 111.0 | 106.0 | 95.0 | 89.0 | 96.0 | 105.0 | 110.0 | 112.0 | 110.0 | : | 2.7 | 3.8 |
| B | 102.1 | 103.9 | 105.3 | 113.8 | 94.7 | 103.0 | 78.9 | 98.6 | 115.2 | 110.9 | 111.8 | 101.8 | : | 1.3 | 7.5 |
| L | 114.0 | 128.7 | : | 130.3 | 119.6 | 127.7 | 130.2 | 110.9 | 118.2 | : | : | : | : | -2.9 | : |
| UK | 95.8 | 98.9 | 101.8 | 111.2 | 94.8 | 95.5 | 94.4 | 92.4 | 110.1 | 113.4 | 113.7 | 96.7 | 97.8 | 2.9 | 2.4 |
| IRL | 99.4 | 99.6 | 101.9 | 107.5 | 99.2 | 84.8 | 104.1 | 91.6 | 110.3 | 110.5 | 107.9 | 95.3 | : | 2.3 | -3.9 |
| DK | 107.4 | 109.9 | 118.3 | 118.0 | 109.0 | 109.0 | 93.0 | 130.0 | 126.0 | 132.0 | 129.0 | 111.0 | : | 7.7 | 1.8 |
| GR | 99.5 | 97.3 | 98.1 | 98.1 | 87.8 | 82.8 | 99.5 | 105.5 | 132.0 | 109.5 | 100.1 | 81.8 | : | 0.8 | -6.8 |
| E | 94.6 | 100.3 | : | 108.1 | 98.5 | 98.5 | 100.7 | 65.9 | 109.4 | 114.8 | 110.3 | : | : | 0.9 | 2.0 |
| P | - | - | - | - | - | - | - | - | - | - | - | - | - | - | - |
| USA | 98.1 | 104.4 | 111.3 | 106.6 | 102.0 | 105.3 | 110.7 | 115.4 | 118.0 | 115.9 | 111.2 | 105.8 | 108.9 | 6.0 | 3.4 |
| J | - | - | - | : | : | : | : | : | : | : | : | : | : | : | : |

| SAISONBEREINIGT | | | | SEASONALLY ADJUSTED | | | | | | | | DESAISONNALISE | | | |
|-----------------|--|--|--|---------------------|-------|-------|-------|-------|-------|-------|-------|----------------|-------|------|------|
| EUR10 | | | | 100.6 | 99.7 | 100.4 | 100.8 | 103.3 | 102.4 | 103.2 | 102.8 | 102.2 | : | 0.6 | -0.6 |
| D | | | | 100.3 | 101.0 | 101.4 | 103.0 | 102.9 | 99.5 | 105.8 | 105.9 | 102.6 | 104.7 | 1.7 | 2.1 |
| F | | | | 106.3 | 103.3 | 101.5 | 106.3 | 107.4 | 104.7 | 105.4 | 104.9 | 103.0 | 101.6 | -2.5 | -1.4 |
| I | | | | 93.5 | 92.1 | 96.7 | 92.3 | 99.8 | 101.4 | 97.5 | 96.2 | 99.2 | : | -0.2 | 3.1 |
| NL | | | | 101.7 | 101.3 | 101.5 | 100.8 | 105.1 | 102.2 | 101.6 | 103.0 | 105.3 | : | 0.6 | 2.3 |
| B | | | | 107.3 | 104.0 | 102.8 | 104.1 | 104.4 | 108.3 | 104.4 | 105.4 | 110.3 | : | 1.0 | 4.6 |
| L | | | | 129.8 | 126.4 | 129.2 | 130.2 | 122.9 | 118.1 | : | : | : | : | : | : |
| UK | | | | 100.4 | 101.8 | 100.1 | 101.6 | 101.9 | 102.8 | 103.0 | 103.3 | 103.9 | 103.6 | 1.0 | -0.3 |
| IRL | | | | 101.0 | 106.5 | 96.9 | 101.1 | 100.1 | 105.6 | 102.4 | 102.0 | 102.5 | : | 0.0 | 0.5 |
| DK | | | | 113.6 | 115.6 | 114.6 | 114.3 | 122.5 | 115.1 | 125.1 | 124.1 | 118.5 | : | 4.5 | -4.5 |
| GR | | | | 96.7 | 92.6 | 98.4 | 95.8 | 99.2 | 103.6 | 102.5 | 98.4 | 90.5 | : | -2.4 | -8.0 |
| E | | | | 100.6 | 100.7 | 100.5 | 98.0 | 104.1 | 101.6 | 105.3 | 102.8 | : | : | 3.1 | -2.3 |
| P | | | | - | - | - | - | - | - | - | - | - | - | - | - |
| USA | | | | 107.4 | 108.5 | 109.7 | 112.7 | 111.8 | 111.1 | 111.1 | 112.0 | 112.5 | 113.3 | 1.1 | 0.7 |
| J | | | | : | : | : | : | : | : | : | : | : | : | : | : |

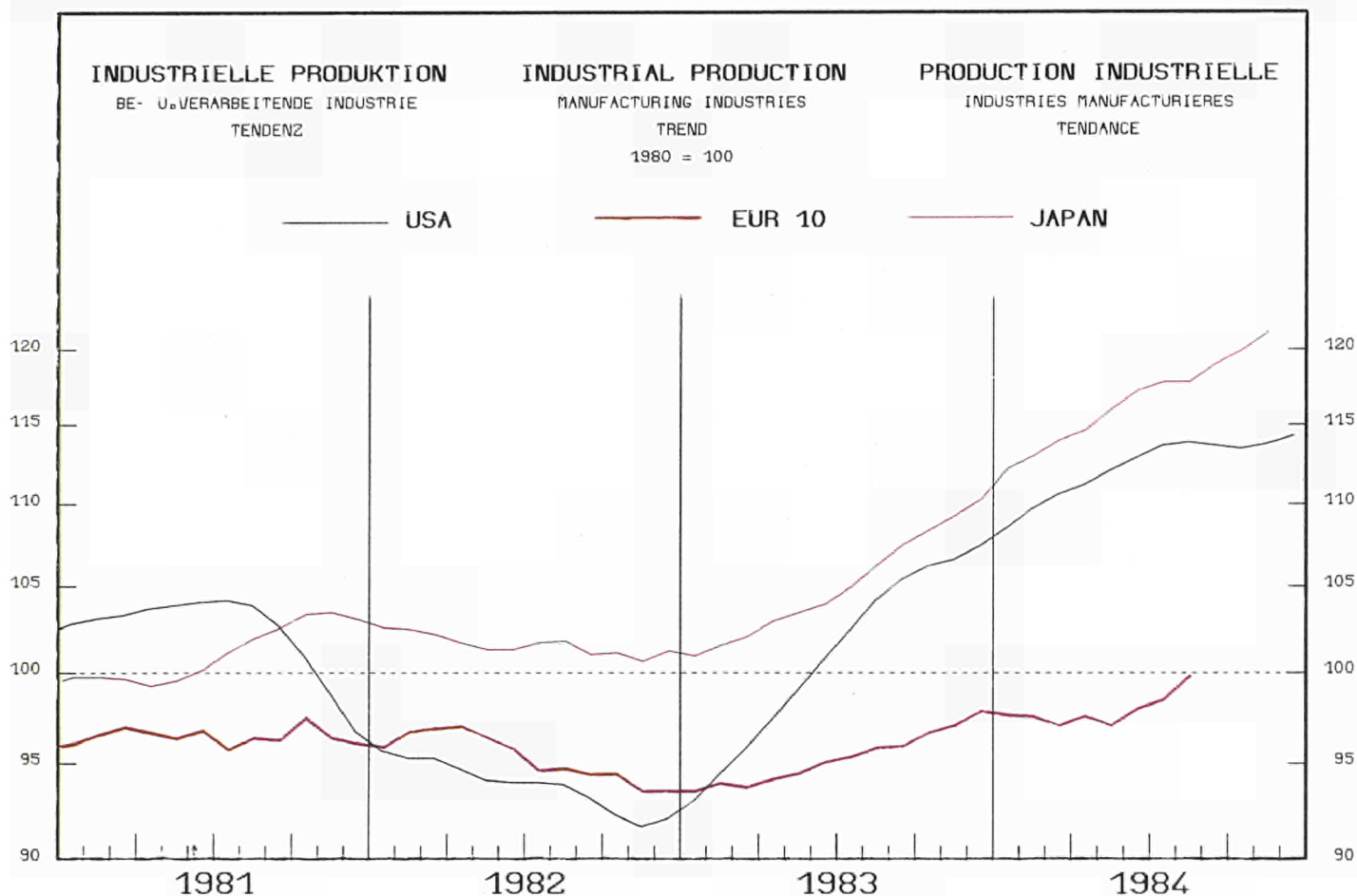
| | 1981 | 1982 | 1983 | 1982 | 1983 | 1984 | | | | | | 1983 | 1984 | | | | | |
|-------------------------------|-------|-------|-------|----------------|-------|-------|----------------------------|-------|-------|-------|-------|-------|--------------------------------|-------|-------|--|--|--|
| | | | | IV. | I. | II. | III. | IV. | I. | II. | III. | IV. | I. | II. | III. | | | |
| | | | | SB - ADJ - CVS | | | | | | | | | | | | | | |
| UMSATZ | | | | | | | TURNOVER | | | | | | CHIFFRE D'AFFAIRES | | | | | |
| EUR10 | 106.8 | 114.3 | 122.4 | 121.2 | 121.1 | 118.1 | 120.1 | 130.4 | : | : | : | 125.8 | : | : | : | | | |
| D | 101.3 | 100.3 | 102.9 | 101.3 | 105.5 | 97.2 | 102.3 | 106.6 | 112.4 | 100.6 | 107.9 | 104.7 | 107.8 | 107.1 | 108.0 | | | |
| F | 107.7 | 120.1 | 129.9 | 130.5 | 131.4 | 128.1 | 122.0 | 137.9 | 143.4 | 137.1 | 133.5 | 132.1 | 138.3 | 136.9 | 144.3 | | | |
| I | 116.0 | 130.8 | 146.2 | 140.5 | 140.8 | 141.2 | 145.5 | 157.0 | : | : | : | 152.8 | : | : | : | | | |
| NL | 109.7 | 115.1 | 120.2 | 119.5 | 115.8 | 119.5 | 118.0 | 127.5 | : | : | : | 123.2 | : | : | : | | | |
| B | 109.8 | 122.4 | 131.6 | 127.7 | 128.8 | 131.1 | 124.8 | 141.8 | 141.0 | 149.2 | 136.0 | 139.7 | 141.4 | 145.4 | 142.4 | | | |
| L | 104.6 | 134.1 | 157.7 | 164.5 | 173.8 | 174.4 | 142.5 | 140.2 | : | : | : | 143.7 | : | : | : | | | |
| UK | 105.1 | 113.4 | 123.1 | 123.6 | 118.4 | 115.9 | 123.3 | 134.8 | 130.0 | 129.5 | 132.6 | 127.4 | 130.8 | 134.5 | 134.3 | | | |
| IRL | 109.3 | 128.0 | 135.7 | 132.2 | 112.2 | 139.5 | 144.9 | 146.4 | 124.3 | : | : | 145.4 | 144.3 | : | : | | | |
| DK | 114.5 | 130.1 | 141.6 | 137.7 | 133.0 | 141.7 | 142.3 | 149.3 | 154.7 | 160.0 | 159.7 | 147.4 | 155.0 | 160.0 | 160.7 | | | |
| GR | - | - | - | - | - | - | - | - | - | - | - | - | - | - | - | | | |
| AUSFUHR | | | | | | | EXPORTS | | | | | | EXPORTATIONS | | | | | |
| EUR10 | 120.5 | 127.6 | 135.6 | 135.8 | 121.7 | 125.7 | 133.5 | 161.4 | 152.6 | 147.8 | : | : | 151.4 | 158.5 | 153.1 | | | |
| D | 115.9 | 133.6 | 141.5 | 142.1 | 132.2 | 130.9 | 135.3 | 167.4 | 160.9 | 140.5 | : | : | 159.1 | 159.4 | 145.8 | | | |
| F | 112.2 | 114.5 | 123.2 | 120.7 | 115.2 | 114.3 | 123.0 | 140.3 | 137.2 | 141.0 | : | : | 135.8 | 136.4 | 141.8 | | | |
| I | 117.2 | 129.5 | 142.0 | 132.7 | 135.0 | 127.0 | 141.0 | 165.1 | 163.4 | 134.8 | : | : | 153.8 | 162.1 | 145.3 | | | |
| NL | 116.9 | 128.7 | 139.2 | 133.4 | 126.1 | 122.1 | 151.1 | 157.6 | 152.8 | 161.2 | : | : | 153.5 | 155.3 | 166.1 | | | |
| UEBL | 114.5 | 125.5 | 137.0 | 139.9 | 126.3 | 129.1 | 134.3 | 158.1 | 154.4 | 149.6 | : | : | 149.1 | 155.7 | 149.3 | | | |
| UK | 111.1 | 117.5 | 121.6 | 125.7 | 104.1 | 112.9 | 120.2 | 149.3 | 129.5 | 133.8 | : | : | 134.6 | 137.1 | 136.3 | | | |
| IRL | 105.7 | 120.9 | 129.9 | 124.3 | 98.0 | 131.7 | 147.7 | 142.4 | 123.0 | 169.6 | : | : | 134.9 | 143.6 | 161.5 | | | |
| DK | 122.1 | 136.6 | 147.4 | 145.2 | 134.3 | 130.3 | 158.1 | 167.2 | 161.5 | 161.4 | : | : | 162.6 | 164.3 | 166.8 | | | |
| GR | 121.5 | 134.4 | 158.4 | 137.0 | 118.5 | 127.4 | 155.4 | 232.3 | 168.8 | 194.9 | : | : | 210.7 | 191.1 | 206.5 | | | |
| EINFUHR | | | | | | | IMPORTS | | | | | | IMPORTATIONS | | | | | |
| EUR10 | 113.2 | 121.0 | 134.3 | 122.5 | 121.9 | 122.5 | 146.4 | 146.6 | 156.7 | 147.5 | : | : | 145.8 | 157.6 | 153.4 | | | |
| D | 108.6 | 116.9 | 132.1 | 120.5 | 120.2 | 115.4 | 149.1 | 143.6 | 152.3 | 140.4 | : | : | 142.4 | 150.6 | 148.3 | | | |
| F | 114.9 | 132.8 | 139.0 | 147.6 | 137.4 | 125.8 | 142.1 | 150.7 | 151.2 | 149.8 | : | : | 143.4 | 148.4 | 152.8 | | | |
| I | 109.9 | 127.1 | 129.4 | 129.1 | 108.6 | 117.7 | 152.6 | 138.5 | 128.0 | 131.4 | : | : | 130.8 | 136.0 | 132.6 | | | |
| NL | 103.6 | 110.6 | 121.1 | 115.0 | 116.7 | 110.7 | 134.0 | 122.9 | 141.9 | 130.5 | : | : | 123.6 | 141.0 | 133.6 | | | |
| UEBL | 106.8 | 115.4 | 122.0 | 119.3 | 115.2 | 120.7 | 125.5 | 126.7 | 140.1 | 125.4 | : | : | 125.5 | 136.9 | 128.1 | | | |
| UK | 122.6 | 132.6 | 152.3 | 136.3 | 128.4 | 145.0 | 168.4 | 167.4 | 170.7 | 165.0 | : | : | 164.5 | 176.8 | 168.8 | | | |
| IRL | 121.5 | 124.2 | 132.9 | 123.5 | 122.1 | 122.8 | 138.0 | 148.8 | 148.4 | 136.1 | : | : | 145.6 | 147.3 | 140.5 | | | |
| DK | 111.8 | 125.0 | 140.5 | 130.4 | 126.9 | 119.7 | 151.1 | 164.3 | 169.7 | 160.5 | : | : | 159.5 | 169.7 | 167.4 | | | |
| GR | 158.2 | 198.8 | 217.8 | 227.2 | 203.7 | 191.9 | 229.2 | 246.4 | 205.0 | 215.8 | : | : | 227.5 | 228.0 | 231.8 | | | |
| LOEHNE UND GEAELTER | | | | | | | WAGES AND SALARIES | | | | | | SALAIRES ET TRAITEMENTS | | | | | |
| EUR10 | 108.1 | 114.5 | 120.8 | 127.2 | 110.5 | 118.8 | 118.7 | 135.3 | 119.3 | 125.1 | : | : | 124.3 | 126.7 | 126.1 | | | |
| D | 102.4 | 101.9 | 101.3 | 112.3 | 93.2 | 100.0 | 98.5 | 113.6 | 97.6 | 100.0 | 99.8 | 102.3 | 104.6 | 101.6 | 102.6 | | | |
| F | 109.4 | 120.0 | 128.4 | 122.6 | 124.9 | 128.9 | 129.8 | 130.0 | 130.7 | 134.2 | : | 131.3 | 131.6 | 132.9 | : | | | |
| I | 123.7 | 144.4 | 166.0 | 181.0 | 137.6 | 157.3 | 165.4 | 203.5 | 161.8 | 182.2 | 181.1 | 174.8 | 181.6 | 187.2 | 185.2 | | | |
| NL | - | - | - | - | - | - | - | - | - | - | - | - | - | - | - | | | |
| B | 110.1 | 109.9 | 118.8 | 130.8 | 100.3 | 110.2 | 101.2 | 163.4 | 118.9 | 119.9 | 109.8 | 139.5 | 128.9 | 121.8 | 123.2 | | | |
| L | 110.6 | 121.1 | 133.4 | 138.1 | 120.9 | 132.5 | 129.4 | 150.9 | 130.2 | 139.9 | : | 138.4 | 138.5 | 139.8 | : | | | |
| UK | - | - | - | - | - | - | - | - | - | - | - | - | - | - | - | | | |
| IRL | - | - | - | - | - | - | - | - | - | - | - | - | - | - | - | | | |
| DK | 103.2 | 115.1 | 125.4 | 119.2 | 123.0 | 131.1 | 118.5 | 129.1 | 133.2 | 143.2 | 130.0 | 127.8 | 132.1 | 138.3 | 138.0 | | | |
| GR | - | - | - | - | - | - | - | - | - | - | - | - | - | - | - | | | |
| ABHAENIG BESCHAEFTIGTE | | | | | | | NUMBER OF EMPLOYEES | | | | | | NOMBRE DE SALAIRES | | | | | |
| EUR10 | 95.4 | 91.7 | 88.3 | 90.2 | 88.7 | 88.3 | 88.5 | 87.6 | 86.6 | 86.6 | : | : | : | : | : | | | |
| D | 96.8 | 91.5 | 86.9 | 89.6 | 87.4 | 86.5 | 87.0 | 86.7 | 85.5 | 85.1 | 86.0 | 96.8 | 91.5 | 86.9 | 89.6 | | | |
| F | 96.0 | 94.7 | 92.6 | 93.4 | 92.9 | 93.6 | 92.5 | 91.2 | 90.8 | 91.6 | : | 96.0 | 94.7 | 92.6 | 93.4 | | | |
| I | 98.3 | 94.5 | 90.6 | 92.6 | 91.6 | 90.9 | 91.1 | 88.8 | 87.3 | 86.5 | 86.4 | 98.3 | 94.5 | 90.6 | 92.6 | | | |
| NL | 95.5 | 90.9 | 86.4 | 88.7 | 87.1 | 86.8 | 86.5 | 85.2 | : | : | : | 95.5 | 90.9 | 86.4 | 88.7 | | | |
| B | 95.4 | 91.6 | 88.2 | 91.4 | 89.3 | 85.9 | 89.7 | 87.9 | 88.3 | 88.4 | 88.8 | 95.4 | 91.6 | 88.2 | 91.4 | | | |
| L | 101.4 | 103.6 | 105.4 | 105.5 | 105.0 | 104.7 | 106.4 | 105.5 | 102.3 | 102.6 | : | 101.4 | 103.6 | 105.4 | 105.5 | | | |
| UK | 92.2 | 88.3 | 85.3 | 87.1 | 85.5 | 85.0 | 85.6 | 85.1 | 84.0 | 84.0 | 84.6 | 92.2 | 88.3 | 85.3 | 87.1 | | | |
| IRL | 95.6 | 91.3 | 84.9 | 89.0 | 85.5 | 84.4 | 85.5 | 84.4 | 82.8 | 82.6 | : | 95.6 | 91.3 | 84.9 | 89.0 | | | |
| DK | 95.4 | 95.7 | 96.5 | 95.2 | 95.1 | 96.9 | 97.4 | 96.5 | 95.7 | 98.8 | 99.8 | 95.4 | 95.7 | 96.5 | 95.2 | | | |
| GR | - | - | - | - | - | - | - | - | - | - | - | - | - | - | - | | | |



| 1982 | 1983 | 1984 | 1983 | 1984 | 1984 | 1985 | %A | %B |
|------|------|------|------|------|------|------|----|----|
| | | | 11 | 12 | 01 | 07 | 08 | 09 |

| PRODUKTIONSINDIZES PRO ARBEITSTAG | | | | INDICES OF PRODUCTION PER WORKING DAY | | | | | | | | INDICES DE PRODUCTION PAR JOUR OUVRABLE | | | |
|--------------------------------------|-------|-------|-------|--|-------|-------|-------|-------|-------|-------|-------|--|-------|-------|------|
| EUR10 | 103.1 | 106.0 | 106.9 | 114.9 | 115.9 | 117.8 | 89.8 | 85.8 | 95.8 | 103.3 | 107.4 | 108.2 | : | -2.4 | -6.7 |
| D | 95.6 | 89.1 | 88.1 | 95.4 | 89.6 | 88.6 | 90.3 | 85.8 | 88.6 | 94.9 | 94.4 | 84.8 | 82.2 | -2.1 | -7.1 |
| F | 89.5 | 87.4 | 84.8 | 92.5 | 85.0 | 86.4 | 78.9 | 66.5 | 88.0 | 90.4 | 88.6 | 80.4 | : | -3.0 | -5.4 |
| I | 97.9 | 97.2 | 99.3 | 107.0 | 105.4 | 96.1 | 97.7 | 89.5 | 104.7 | 95.8 | 97.3 | 97.0 | : | 2.2 | -8.0 |
| NL | 80.2 | 87.0 | : | 99.0 | 119.0 | 137.0 | 49.0 | 52.0 | 64.0 | 74.0 | 91.0 | : | : | 3.3 | -8.1 |
| B | 93.5 | 87.8 | 92.5 | 108.3 | 78.0 | 81.9 | 65.8 | 94.5 | 98.6 | 104.0 | 101.6 | 80.4 | : | 5.5 | 3.0 |
| L | 38.2 | 37.4 | : | 37.5 | 24.5 | 19.0 | 32.7 | : | : | : | : | : | : | -16.7 | : |
| UK | 118.1 | 124.9 | 118.1 | 134.8 | 135.5 | 134.2 | 108.9 | 102.6 | 110.6 | 121.1 | 123.0 | 123.9 | 130.5 | -6.8 | -2.8 |
| IRL | 89.7 | 88.2 | : | 72.7 | 66.9 | 64.5 | 169.0 | 108.8 | 79.7 | 75.2 | 71.1 | : | : | 7.0 | -2.2 |
| DK | - | - | - | - | - | - | - | - | - | - | - | - | - | - | - |
| GR | 97.7 | 89.6 | 107.9 | 82.7 | 79.5 | 95.9 | 113.0 | 114.6 | 122.3 | 116.6 | 109.5 | 100.3 | : | 20.5 | 26.0 |
| E | 119.8 | 125.6 | : | 124.8 | 136.8 | : | : | : | : | : | : | : | : | 4.8 | : |
| P | 87.3 | 80.9 | : | 88.0 | 90.1 | 90.8 | 84.0 | : | : | : | : | : | : | 10.6 | : |
| USA | 95.2 | 88.0 | : | 92.6 | 93.0 | 93.0 | 95.3 | 97.2 | 97.7 | 94.7 | : | : | : | 8.2 | 4.1 |
| J | 96.2 | 95.8 | : | 98.7 | 102.4 | 87.8 | 92.4 | : | : | : | : | : | : | -0.9 | : |

| SAISONBEREINIGT | | | | SEASONALLY ADJUSTED | | | | | | | | DESAISONNALISE | | | |
|-----------------|--|--|--|---------------------|-------|-------|-------|-------|-------|-------|-------|----------------|-------|-------|------|
| EUR10 | | | | 106.7 | 108.4 | 112.3 | 102.9 | 103.5 | 100.8 | 102.0 | 99.3 | 99.5 | : | -2.1 | 0.3 |
| D | | | | 89.7 | 93.7 | 93.6 | 91.9 | 88.8 | 85.5 | 90.0 | 88.8 | 88.6 | 87.4 | 0.1 | -1.3 |
| F | | | | 86.8 | 87.1 | 86.3 | 89.9 | 89.8 | 84.2 | 86.1 | 83.1 | 82.8 | : | -4.5 | -0.4 |
| I | | | | 97.5 | 94.8 | 95.3 | 102.7 | 106.1 | 107.2 | 101.7 | 93.1 | 90.0 | : | -9.9 | -3.3 |
| NL | | | | 80.8 | 82.5 | 94.7 | 88.5 | 94.4 | 89.4 | 84.2 | 79.2 | : | : | -8.2 | -5.9 |
| B | | | | 93.0 | 87.0 | 84.0 | 101.0 | 100.6 | 93.0 | 97.6 | 89.7 | 91.5 | : | -5.4 | 2.0 |
| L | | | | 31.6 | 38.2 | 32.9 | 27.6 | : | : | : | : | : | : | - | - |
| UK | | | | 130.4 | 129.8 | 130.7 | 113.3 | 111.3 | 115.4 | 119.5 | 120.7 | 120.8 | 125.9 | 6.1 | 4.2 |
| IRL | | | | 87.4 | 89.9 | 93.6 | 109.0 | 79.1 | 75.3 | 85.7 | 87.1 | : | : | -19.8 | 1.6 |
| DK | | | | - | - | - | - | - | - | - | - | - | - | - | - |
| GR | | | | 85.4 | 85.5 | 103.1 | 110.2 | 111.0 | 114.4 | 116.6 | 115.6 | 111.2 | : | 2.3 | -3.8 |
| E | | | | 123.4 | 142.8 | : | : | : | : | : | : | : | : | : | : |
| P | | | | 77.8 | 85.4 | 89.5 | 98.5 | : | : | : | : | : | : | : | : |
| USA | | | | 91.1 | 93.1 | 93.9 | 97.8 | 96.7 | 96.6 | 93.1 | : | : | : | : | -3.6 |
| J | | | | 98.3 | 96.3 | 89.9 | : | : | : | : | : | : | : | : | : |



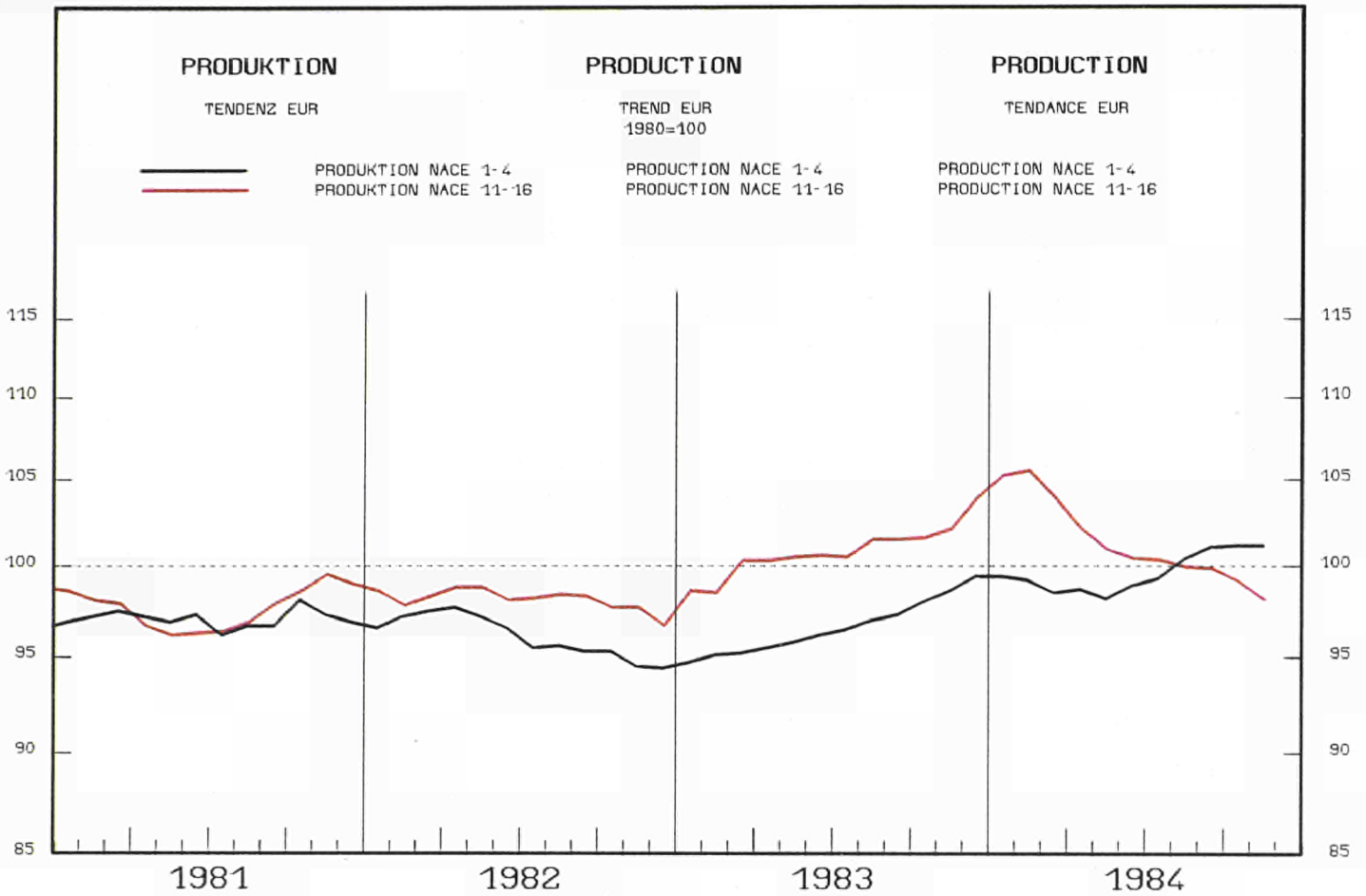
| 1982 | 1983 | 1984 | 1983 | | 1984 | | 1984 | | | | | 1985 | %A | %B |
|------|------|------|------|----|------|----|------|----|----|----|----|------|----|----|
| | | | 11 | 12 | 01 | 07 | 08 | 09 | 10 | 11 | 12 | 01 | | |

| PRODUKTIONSINDIZES PRO ARBEITSTAG | | | | INDICES OF PRODUCTION PER WORKING DAY | | | | | | | | INDICES DE PRODUCTION PAR JOUR OUVRABLE | | | | |
|--------------------------------------|-------|-------|-------|--|-------|-------|-------|-------|-------|-------|-------|--|-------|------|------|--|
| EUR10 | 95.3 | 95.6 | : | 104.4 | 96.0 | 93.9 | 92.6 | 72.5 | 105.2 | : | : | : | : | 3.4 | | |
| D | 95.0 | 95.6 | 98.7 | 105.1 | 99.4 | 91.3 | 92.0 | 86.7 | 103.2 | 109.4 | 110.3 | 100.7 | 94.3 | 2.8 | 3.3 | |
| F | 95.6 | 95.8 | : | 102.8 | 101.1 | 96.3 | 91.0 | 67.2 | 99.7 | : | : | : | : | 1.5 | | |
| I | 94.4 | 92.1 | 95.0 | 102.1 | 87.1 | 92.5 | 97.3 | 44.5 | 107.3 | 103.4 | 102.4 | 90.2 | : | 3.2 | 3.6 | |
| NL | 98.4 | 98.5 | 104.8 | 106.0 | 109.0 | 96.0 | 89.0 | 95.0 | 109.0 | 111.0 | 112.0 | 116.0 | : | 6.3 | 6.4 | |
| B | 97.5 | 99.7 | 102.8 | 110.9 | 93.8 | 99.7 | 76.0 | 93.9 | 114.4 | 108.3 | 110.2 | 101.6 | : | 3.1 | 8.3 | |
| L | 94.7 | 100.1 | : | 112.4 | 104.9 | 103.8 | 114.2 | : | : | : | : | : | : | 15.6 | | |
| UK | 94.5 | 96.9 | 100.2 | 105.2 | 92.3 | 94.5 | 93.8 | 90.1 | 107.0 | 105.9 | 108.0 | 94.5 | 95.8 | 3.3 | 1.4 | |
| IRL | 102.3 | 110.0 | 124.8 | 115.8 | 116.7 | 104.0 | 119.0 | 95.9 | 135.2 | 130.4 | 136.7 | 130.3 | : | 13.5 | 11.7 | |
| DK | 102.7 | 106.0 | 116.2 | 116.0 | 108.0 | 104.0 | 81.0 | 128.0 | 126.0 | 131.0 | 139.0 | 114.0 | : | 9.7 | 5.6 | |
| GR | 94.3 | 93.4 | 95.1 | 97.8 | 92.1 | 90.1 | 89.5 | 86.8 | 108.9 | 104.6 | 100.9 | 89.2 | : | 1.8 | -3.1 | |
| E | 96.4 | 98.8 | : | 106.2 | 101.4 | 100.4 | 100.5 | 58.6 | : | : | : | : | : | 1.2 | | |
| P | 105.6 | 106.2 | : | 109.0 | 104.4 | 104.7 | 106.3 | 77.5 | 103.3 | : | : | : | : | -2.0 | | |
| USA | 93.8 | 101.0 | 112.3 | 106.4 | 102.9 | 104.9 | 111.5 | 115.2 | 117.2 | 116.3 | 113.4 | 110.3 | 110.8 | 10.3 | 5.6 | |
| J | 101.3 | 104.9 | 116.7 | 110.7 | 113.3 | 100.2 | 120.4 | 111.4 | 121.3 | 122.1 | 122.9 | 123.7 | : | 11.2 | 9.2 | |

| SAISONBEREINIGT | | | | SEASONALLY ADJUSTED | | | | | | | | DESAISONNALISE | | | | |
|-----------------|--|--|--|---------------------|-------|-------|-------|-------|-------|-------|-------|----------------|-------|------|------|--|
| EUR10 | | | | 97.4 | 97.7 | 97.7 | 98.8 | 99.8 | 99.8 | : | : | : | : | | | |
| D | | | | 98.1 | 99.3 | 99.9 | 100.4 | 99.8 | 97.9 | 104.0 | 102.9 | 100.6 | 102.6 | 1.5 | 2.0 | |
| F | | | | 97.7 | 96.9 | 97.0 | 99.2 | 97.9 | 97.7 | : | : | : | : | | | |
| I | | | | 92.9 | 93.3 | 91.4 | 93.0 | 98.5 | 98.9 | 96.4 | 95.0 | 97.9 | : | -0.4 | 3.1 | |
| NL | | | | 101.1 | 101.6 | 103.2 | 102.6 | 105.7 | 107.3 | 105.8 | 107.3 | 108.7 | : | 2.0 | 1.3 | |
| B | | | | 103.6 | 101.0 | 100.2 | 102.3 | 101.2 | 108.0 | 102.5 | 103.4 | 108.2 | : | 0.8 | 4.7 | |
| L | | | | 107.8 | 110.3 | 110.7 | 116.0 | : | : | : | : | : | : | | | |
| UK | | | | 98.4 | 99.5 | 99.0 | 100.2 | 101.4 | 101.4 | 100.4 | 101.2 | 101.7 | 101.3 | 0.3 | -0.4 | |
| IRL | | | | 111.1 | 122.1 | 112.5 | 122.5 | 118.8 | 130.8 | 128.6 | 132.0 | 135.1 | : | 6.3 | 2.3 | |
| DK | | | | 110.3 | 110.2 | 112.3 | 112.5 | 122.1 | 114.3 | 124.3 | 123.9 | 117.6 | : | 4.8 | -5.1 | |
| GR | | | | 94.1 | 91.0 | 97.9 | 94.4 | 96.3 | 97.1 | 100.0 | 96.9 | 90.1 | : | -0.2 | -6.9 | |
| E | | | | 98.5 | 101.6 | 100.5 | 99.6 | 102.5 | : | : | : | : | : | | | |
| P | | | | 105.0 | 104.7 | 103.3 | 107.3 | 108.5 | 103.4 | : | : | : | : | | | |
| USA | | | | 106.6 | 106.9 | 108.7 | 114.0 | 114.2 | 113.6 | 113.3 | 113.6 | 114.5 | 114.8 | 0.5 | 0.3 | |
| J | | | | 109.1 | 110.4 | 110.6 | 117.2 | 118.3 | 117.0 | 120.8 | 121.1 | 120.6 | : | 2.8 | -0.4 | |

1980 = 100

| | 1981 | 1982 | 1983 | 1982 | | 1983 | | 1984 | | | | 1983 | | 1984 | |
|-------------------------------|-------|-------|-------|----------------------------|-------|-------|-------|-------|-------|-------|-------|--------------------------------|-------|-------|-------|
| | | | | IV. | I. | II. | III. | IV. | I. | II. | III. | IV. | I. | II. | III. |
| SB - ADJ - CVS | | | | | | | | | | | | | | | |
| UMSATZ | | | | TURNOVER | | | | | | | | CHIFFRE D'AFFAIRES | | | |
| EUR10 | - | - | - | - | - | - | - | - | - | - | - | - | - | - | - |
| D | 104.8 | 107.1 | 110.0 | 110.9 | 105.5 | 109.4 | 106.9 | 118.2 | 114.4 | 111.3 | 115.6 | 113.5 | 115.9 | 112.2 | 118.2 |
| F | 110.5 | 122.8 | 132.5 | 137.3 | 128.3 | 132.6 | 122.2 | 146.8 | 141.6 | 142.1 | 132.7 | 137.1 | 140.7 | 140.4 | 144.4 |
| I | 116.1 | 127.9 | 139.6 | 137.5 | 133.6 | 140.6 | 127.3 | 157.1 | : | : | : | 149.9 | : | : | : |
| NL | 109.4 | 111.0 | 113.6 | 116.0 | 106.5 | 111.9 | 110.5 | 125.4 | : | : | : | 119.1 | : | : | : |
| B | - | - | - | - | - | - | - | - | : | : | : | - | : | : | - |
| L | 98.3 | 113.5 | 122.9 | 111.6 | 114.0 | 125.4 | 116.2 | 136.1 | : | : | : | 135.6 | : | : | : |
| UK | 101.6 | 109.4 | 118.5 | 114.2 | 116.3 | 114.5 | 117.2 | 126.0 | 129.7 | 126.9 | 126.7 | 122.8 | 128.0 | 129.1 | 130.0 |
| IRL | 116.3 | 132.4 | 146.6 | 136.0 | 131.2 | 148.6 | 145.5 | 161.3 | 155.6 | : | : | 160.7 | 164.3 | : | : |
| DK | 112.2 | 126.7 | 140.5 | 136.2 | 131.6 | 143.2 | 136.5 | 150.8 | 156.1 | : | : | 145.8 | 157.0 | 159.1 | 163.8 |
| GR | - | - | - | - | - | - | - | - | - | - | - | - | - | - | - |
| AUSFUHR | | | | EXPORTS | | | | | | | | EXPORTATIONS | | | |
| EUR10 | 118.2 | 126.8 | 133.9 | 133.5 | 117.0 | 124.4 | 135.0 | 155.2 | 148.3 | 148.1 | | 146.5 | 156.2 | 151.9 | |
| D | 113.7 | 129.8 | 137.3 | 135.1 | 125.0 | 126.9 | 136.5 | 155.3 | 152.1 | 146.3 | | 148.7 | 154.0 | 148.1 | |
| F | 112.9 | 117.3 | 126.2 | 124.0 | 112.9 | 119.1 | 127.9 | 144.2 | 140.8 | 147.8 | | 138.6 | 142.6 | 145.6 | |
| I | 121.8 | 133.8 | 146.4 | 139.5 | 129.1 | 139.1 | 140.9 | 176.4 | 160.2 | 149.5 | | 161.0 | 169.0 | 151.3 | |
| NL | 116.0 | 127.5 | 139.0 | 134.1 | 131.8 | 130.0 | 139.0 | 155.0 | 164.9 | 159.9 | | 150.0 | 160.8 | 161.8 | |
| UEBL | 107.0 | 114.9 | 125.7 | 124.8 | 119.9 | 119.5 | 122.2 | 141.9 | 142.7 | 140.7 | | 135.3 | 143.7 | 140.7 | |
| UK | 108.9 | 115.4 | 117.3 | 121.2 | 102.4 | 112.2 | 119.1 | 135.4 | 135.4 | 135.9 | | 125.6 | 138.9 | 137.4 | |
| IRL | 115.8 | 158.6 | 163.2 | 147.2 | 131.7 | 157.0 | 174.5 | 189.5 | 182.5 | 215.2 | | 184.0 | 198.5 | 210.2 | |
| DK | 120.0 | 130.3 | 147.9 | 136.2 | 133.3 | 136.4 | 149.8 | 172.0 | 162.0 | 165.0 | | 166.7 | 164.5 | 165.8 | |
| GR | 191.9 | 207.2 | 227.2 | 201.4 | 188.7 | 185.8 | 207.1 | 327.3 | 259.1 | 290.6 | | 297.4 | 295.7 | 308.3 | |
| EINFUHR | | | | IMPORTS | | | | | | | | IMPORTATIONS | | | |
| EUR10 | 109.9 | 121.0 | 133.7 | 100.0 | 99.4 | 106.5 | 115.1 | 122.8 | 131.3 | 130.8 | | 122.4 | 132.6 | 132.5 | |
| D | 108.4 | 119.2 | 133.6 | 122.7 | 122.5 | 125.8 | 139.8 | 146.2 | 150.4 | 147.0 | | 144.1 | 149.3 | 149.1 | |
| F | 110.9 | 126.2 | 129.9 | 139.4 | 131.3 | 126.7 | 124.8 | 136.7 | 143.0 | 146.4 | | 131.3 | 139.6 | 143.7 | |
| I | 109.3 | 121.0 | 129.2 | 121.7 | 111.4 | 127.5 | 134.9 | 142.9 | 149.5 | 151.2 | | 137.3 | 153.8 | 149.0 | |
| NL | 105.0 | 115.2 | 125.1 | 122.8 | 116.8 | 119.2 | 131.8 | 136.4 | 144.1 | 143.3 | | 132.6 | 145.6 | 143.7 | |
| UEBL | 104.0 | 112.3 | 122.2 | 122.8 | 114.1 | 125.6 | 118.1 | 131.0 | 143.5 | 136.8 | | 127.4 | 140.5 | 135.9 | |
| UK | 113.4 | 127.4 | 143.9 | 126.8 | 128.6 | 140.4 | 154.9 | 152.8 | 169.3 | 169.6 | | 154.6 | 171.3 | 167.6 | |
| IRL | 121.3 | 126.9 | 130.7 | 129.9 | 124.7 | 123.5 | 134.2 | 140.2 | 153.8 | 146.1 | | 141.4 | 151.9 | 145.8 | |
| DK | 108.9 | 123.3 | 130.8 | 139.6 | 119.0 | 119.4 | 137.9 | 147.1 | 151.5 | 151.0 | | 140.7 | 151.6 | 153.6 | |
| GR | 111.2 | 125.9 | 138.5 | 139.6 | 119.7 | 131.0 | 137.0 | 166.4 | 136.4 | 159.6 | | 151.7 | 154.1 | 166.2 | |
| LOEHNE UND GEHALTER | | | | WAGES AND SALARIES | | | | | | | | SALAIRES ET TRAITEMENTS | | | |
| EUR10 | 107.2 | 113.1 | : | 121.3 | 109.4 | : | : | : | : | : | : | : | : | : | : |
| D | 103.0 | 103.5 | 103.1 | 111.6 | 93.5 | 102.3 | 102.8 | 113.9 | 100.1 | 100.4 | 104.8 | 104.6 | 107.6 | 101.7 | 105.3 |
| F | 108.6 | 119.3 | 127.0 | 121.6 | 123.9 | 127.4 | 127.8 | 128.6 | 129.4 | 132.2 | : | 129.1 | 130.0 | 131.0 | : |
| I | 123.9 | 140.8 | 162.5 | 172.8 | 135.2 | 156.2 | 160.5 | 198.2 | 162.5 | 176.8 | 175.5 | 174.4 | 179.9 | 180.2 | 181.2 |
| NL | - | - | - | - | - | - | - | - | - | - | - | - | - | - | - |
| B | - | - | - | - | - | - | - | - | - | - | - | - | - | - | - |
| L | 104.4 | 109.7 | 111.1 | 116.9 | 104.1 | 109.8 | 109.5 | 120.9 | 113.4 | 118.7 | : | 115.6 | 117.8 | 118.3 | : |
| UK | 104.7 | 110.1 | : | 111.8 | 110.4 | : | : | : | : | : | : | : | : | : | : |
| IRL | - | - | - | - | - | - | - | - | - | - | : | - | - | - | - |
| DK | 104.0 | 114.8 | 124.6 | 118.3 | 122.8 | 130.4 | 116.6 | 128.7 | 132.1 | 140.9 | 127.4 | 127.5 | 130.7 | 134.8 | 136.4 |
| GR | 128.6 | 160.3 | 184.8 | 173.4 | 173.5 | 181.4 | 186.8 | 197.7 | 211.5 | 226.1 | : | 196.4 | 212.7 | 224.1 | : |
| ABHAENIG BESCHAEFTIGTE | | | | NUMBER OF EMPLOYEES | | | | | | | | NOMBRE DE SALARIES | | | |
| EUR10 | 94.9 | 91.3 | 87.5 | 89.8 | 88.2 | 87.6 | 87.4 | 86.6 | 85.7 | 85.5 | : | : | : | : | : |
| D | 97.6 | 93.9 | 90.0 | 92.5 | 90.5 | 89.8 | 90.0 | 89.7 | 88.7 | 88.6 | 89.5 | 88.6 | 88.6 | 88.6 | 88.6 |
| F | 95.8 | 94.0 | 91.2 | 92.9 | 92.0 | 92.0 | 90.9 | 89.9 | 89.2 | 89.2 | : | 89.2 | 89.2 | 89.2 | : |
| I | 96.1 | 91.4 | 86.4 | 89.4 | 88.0 | 87.0 | 86.1 | 84.6 | 83.2 | 82.0 | 80.5 | 80.5 | 80.5 | 80.5 | 80.5 |
| NL | 96.7 | 92.3 | 87.2 | 90.3 | 88.7 | 87.9 | 86.8 | 85.6 | : | : | : | : | : | : | : |
| B | - | - | - | - | - | - | - | - | - | - | - | - | - | - | - |
| L | 98.9 | 97.0 | 93.1 | 96.5 | 94.4 | 92.8 | 92.9 | 92.2 | 90.8 | 91.4 | : | 91.4 | 91.4 | 91.4 | 91.4 |
| UK | 90.6 | 86.5 | 82.8 | 84.9 | 83.3 | 82.7 | 82.8 | 82.4 | 81.5 | 81.6 | 82.1 | 82.1 | 82.1 | 82.1 | 82.1 |
| IRL | 97.6 | 94.5 | 88.9 | 92.7 | 89.8 | 88.7 | 89.0 | 87.9 | 86.5 | 86.2 | : | 86.2 | 86.2 | 86.2 | 86.2 |
| DK | 94.6 | 93.9 | 93.7 | 93.3 | 92.7 | 93.9 | 94.3 | 94.0 | 93.8 | 96.7 | 98.0 | 98.0 | 98.0 | 98.0 | 98.0 |
| GR | 98.8 | 96.6 | 105.1 | 95.7 | 103.0 | 104.5 | 108.0 | 105.0 | 103.9 | 104.6 | : | 104.6 | 104.6 | 104.6 | 104.6 |



| 1982 | 1983 | 1984 | 1983 | 1984 | 1984 | 1985 | %A | %B | | | | | | |
|------|------|------|------|------|------|------|----|----|----|----|----|----|--|--|
| | | | 11 | 12 | 01 | 07 | 08 | 09 | 10 | 11 | 12 | 01 | | |

| PRODUKTIONSINDIZES PRO ARBEITSTAG | | | | INDICES OF PRODUCTION PER WORKING DAY | | | | | | | | INDICES DE PRODUCTION PAR JOUR OUVRABLE | | | |
|--------------------------------------|-------|-------|-------|--|-------|-------|-------|-------|-------|-------|-------|--|-------|------|------|
| EUR10 | 98.8 | 101.1 | 102.3 | 111.2 | 116.7 | 120.7 | 85.5 | 81.9 | 90.7 | 98.7 | 107.3 | 109.7 | : | 0.2 | -6.0 |
| D | 94.4 | 93.1 | 95.1 | 103.9 | 104.7 | 107.7 | 86.7 | 83.0 | 88.7 | 93.9 | 101.6 | 100.4 | 109.4 | 1.5 | 1.6 |
| F | 93.2 | 94.1 | 99.2 | 100.0 | 116.9 | 120.6 | 82.6 | 77.1 | 87.5 | 95.9 | 103.6 | 112.8 | : | 5.4 | -3.5 |
| I | 98.9 | 96.6 | 97.3 | 106.2 | 107.3 | 111.3 | 92.8 | 80.7 | 91.1 | 93.4 | 99.6 | 100.0 | : | 0.7 | -6.8 |
| NL | 83.3 | 88.3 | : | 100.7 | 118.7 | 134.2 | 55.7 | 59.2 | 71.1 | 80.0 | : | : | : | 6.7 | 3.6 |
| B | 93.1 | 93.6 | 97.2 | 109.8 | 94.9 | 102.5 | 79.8 | 85.9 | 97.3 | 97.6 | 105.5 | 105.1 | : | 3.8 | 10.7 |
| L | 111.7 | 114.3 | : | 112.0 | 112.7 | 137.4 | 120.6 | : | : | : | : | : | : | -0.3 | : |
| UK | 110.4 | 116.4 | 110.3 | 127.4 | 130.4 | 132.5 | 94.5 | 89.7 | 97.9 | 110.5 | 114.7 | 118.0 | 128.9 | -6.5 | -2.7 |
| IRL | - | - | - | - | - | - | - | - | - | - | - | - | - | - | - |
| DK | 85.0 | 97.8 | 109.7 | 102.7 | 90.6 | 63.4 | 119.8 | 158.1 | 138.9 | 134.9 | 128.9 | 99.7 | : | 12.2 | 10.0 |
| GR | 101.9 | 103.3 | 106.4 | 108.8 | 116.3 | 115.1 | 104.3 | 103.7 | 106.8 | 104.8 | 109.3 | 114.9 | : | 3.0 | -1.2 |
| E | 107.3 | 111.1 | : | 111.1 | 124.0 | 125.9 | 111.8 | 103.1 | 108.0 | 109.6 | 115.2 | : | : | 2.4 | 3.6 |
| P | - | - | - | - | - | - | - | - | - | - | - | - | - | - | - |
| USA | - | - | - | - | - | - | - | - | - | - | - | - | - | - | - |
| J | - | - | - | - | - | - | - | - | - | - | - | - | - | - | - |

| SAISONBEREINIGT | | | | SEASONALLY ADJUSTED | | | | | | | | DESAISONNALISE | | | |
|-----------------|-------|-------|-------|---------------------|-------|-------|-------|-------|-------|-------|------|----------------|--|--|--|
| EUR10 | 101.9 | 103.9 | 106.0 | 100.0 | 100.1 | 99.5 | 99.6 | 98.0 | 96.6 | : | -1.8 | -1.4 | | | |
| D | 95.0 | 97.3 | 97.0 | 97.9 | 93.9 | 94.0 | 94.7 | 93.4 | 93.3 | 98.1 | 0.8 | 5.1 | | | |
| F | 92.7 | 98.6 | 101.4 | 96.7 | 97.8 | 99.9 | 100.5 | 97.9 | 95.9 | : | -0.0 | -2.0 | | | |
| I | 96.6 | 97.1 | 98.2 | 99.3 | 100.3 | 96.1 | 96.7 | 92.4 | 91.8 | : | -5.0 | -0.7 | | | |
| NL | 83.8 | 85.1 | 95.2 | 91.4 | 97.0 | 94.8 | 89.1 | : | : | : | : | -6.0 | | | |
| B | 94.8 | 91.4 | 91.4 | 98.6 | 98.3 | 102.7 | 95.9 | 92.4 | 101.6 | : | -3.3 | 9.9 | | | |
| L | 107.0 | 110.1 | 125.5 | 123.5 | : | : | : | : | : | : | : | : | | | |
| UK | 119.6 | 119.5 | 120.9 | 105.4 | 103.2 | 106.6 | 109.8 | 109.3 | 109.7 | 116.3 | 4.9 | 6.0 | | | |
| IRL | - | - | - | - | - | - | - | - | - | - | - | - | | | |
| DK | 97.2 | 100.1 | 90.6 | 118.5 | 130.2 | 111.0 | 124.2 | 122.6 | 112.1 | : | -0.2 | -8.6 | | | |
| GR | 105.0 | 108.3 | 107.5 | 107.0 | 107.9 | 108.3 | 107.6 | 106.4 | 107.0 | : | -0.7 | 0.5 | | | |
| E | 109.3 | 115.1 | 115.9 | 112.6 | 116.0 | 112.5 | 111.5 | 113.9 | : | : | 0.2 | 2.2 | | | |
| P | - | - | - | - | - | - | - | - | - | - | - | - | | | |
| USA | - | - | - | - | - | - | - | - | - | - | - | - | | | |
| J | - | - | - | - | - | - | - | - | - | - | - | - | | | |

1980 = 100

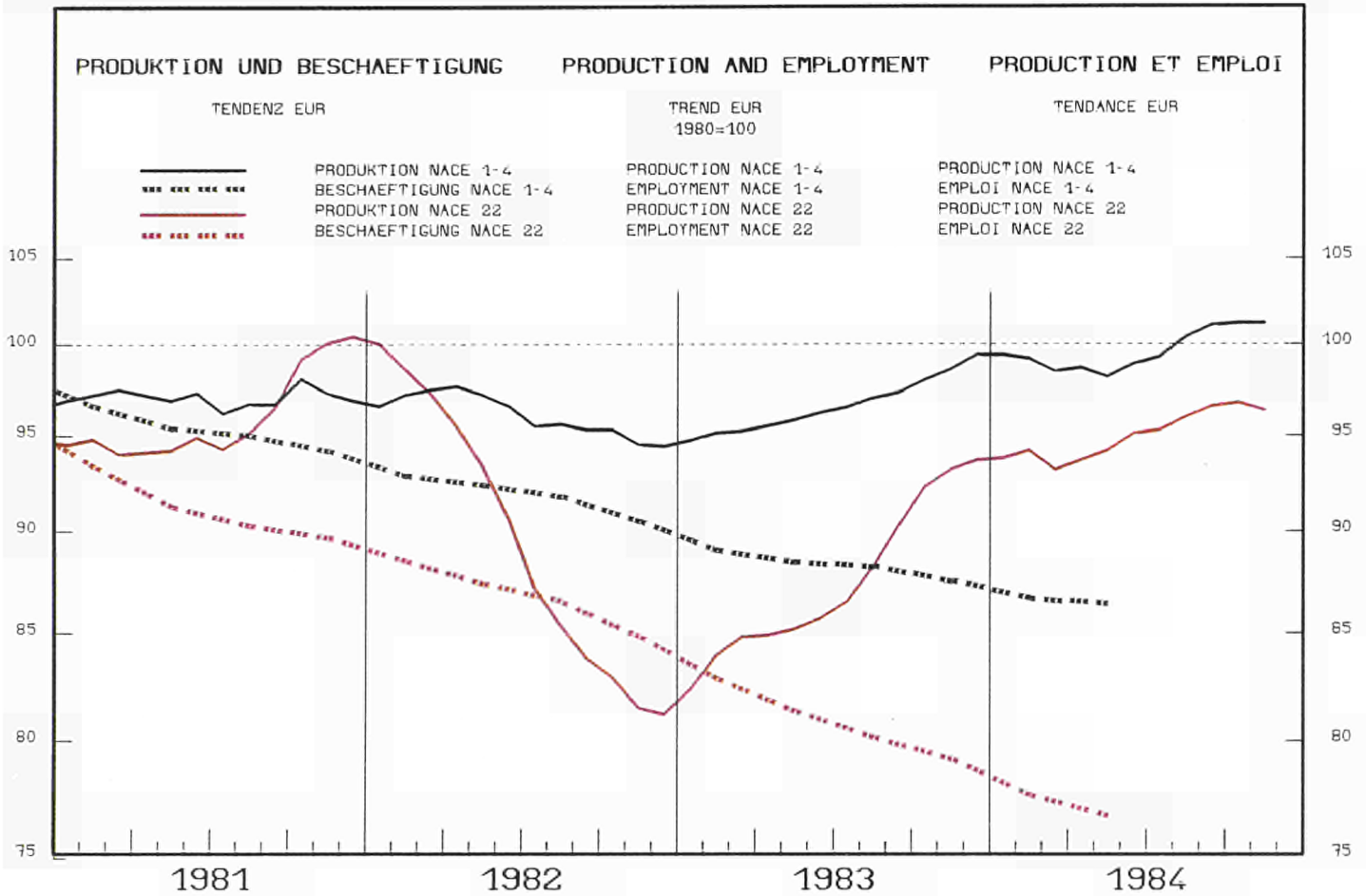
| | 1981 | 1982 | 1983 | 1982 | 1983 | 1984 | | | | | | 1983 | 1984 | | |
|--|------|------|------|------|------|------|------|-----|----|-----|------|------|------|-----|------|
| | | | | IV. | I. | II. | III. | IV. | I. | II. | III. | IV. | I. | II. | III. |
| | | | | | | | | | | | | | SB | ADJ | CVS |

| | UMSATZ | | | TURNOVER | | | | | | | | | CHIFFRE D'AFFAIRES | | | |
|-------|--------|-------|-------|----------|-------|-------|-------|-------|-------|-------|-------|-------|--------------------|-------|-------|--|
| EUR10 | - | - | - | - | - | - | - | - | - | - | - | - | - | - | - | |
| D | : | : | : | : | : | : | : | : | : | : | : | : | : | : | : | |
| F | 117.3 | 129.8 | 138.8 | 143.1 | 149.3 | 134.0 | 120.4 | 151.4 | 167.8 | 143.7 | 128.3 | 142.0 | 151.8 | 148.9 | 147.2 | |
| I | 135.2 | 152.6 | 170.7 | 159.2 | 193.1 | 143.9 | 152.7 | 193.0 | : | : | : | 186.4 | : | : | : | |
| NL | : | : | : | : | : | : | : | : | : | : | : | : | : | : | : | |
| B | 120.4 | 138.7 | 148.5 | 148.7 | 154.9 | 145.9 | 130.3 | 162.9 | 186.4 | 150.2 | 119.3 | 154.8 | 166.1 | 156.8 | 137.7 | |
| L | 142.3 | 159.4 | 170.5 | 193.9 | 191.5 | 150.8 | 144.6 | 195.1 | : | : | : | 168.8 | : | : | : | |
| UK | 118.6 | 133.1 | 146.7 | 151.4 | 155.8 | 135.6 | 136.3 | 159.2 | 165.7 | 138.8 | 134.9 | 149.5 | 155.8 | 147.9 | 148.3 | |
| IRL | - | - | - | - | - | - | - | - | - | - | - | - | - | - | - | |
| DK | 117.8 | 118.1 | 130.5 | 121.3 | 122.3 | 121.0 | 141.3 | 137.3 | 154.0 | 155.7 | 179.3 | 137.4 | 154.6 | 160.3 | 174.2 | |
| GR | - | - | - | - | - | - | - | - | - | - | - | - | - | - | - | |

| | AUSFUHR | | | EXPORTS | | | | | | | | | EXPORTATIONS | | |
|-------|---------|-------|-------|---------|-------|-------|-------|-------|-------|-------|-------|-------|--------------|--|--|
| EUR10 | 111.4 | 114.5 | 120.9 | 350.3 | 249.4 | 274.7 | 316.0 | 325.3 | 303.6 | 289.5 | 283.7 | 341.2 | 315.1 | | |
| D | 122.3 | 129.1 | 122.4 | 135.9 | 127.0 | 111.3 | 123.1 | 128.1 | 138.3 | 131.4 | 128.0 | 136.3 | 133.2 | | |
| F | 130.1 | 113.9 | 118.4 | 118.5 | 108.8 | 114.1 | 124.0 | 126.7 | 114.0 | 135.1 | 121.9 | 121.3 | 133.3 | | |
| I | 133.6 | 160.4 | 138.1 | 180.5 | 118.6 | 146.1 | 149.2 | 138.6 | 137.9 | 99.8 | 125.6 | 149.0 | 100.9 | | |
| NL | 125.3 | 137.1 | 146.9 | 151.9 | 156.6 | 146.6 | 126.9 | 157.6 | 193.7 | 162.0 | 148.7 | 171.2 | 169.7 | | |
| UEBL | 116.2 | 118.6 | 125.8 | 137.5 | 108.0 | 114.6 | 145.5 | 135.0 | 138.6 | 128.2 | 127.7 | 151.3 | 143.8 | | |
| UK | 162.7 | 186.9 | 209.1 | 216.0 | 192.8 | 192.3 | 209.0 | 242.3 | 243.6 | 216.8 | 254.6 | 246.7 | 228.7 | | |
| IRL | 104.3 | 115.0 | 298.9 | 396.2 | 310.3 | 224.9 | 321.0 | 339.4 | 412.9 | 371.6 | 305.6 | 405.9 | 401.8 | | |
| DK | 111.0 | 95.7 | 234.1 | 105.8 | 162.8 | 215.3 | 336.9 | 221.4 | 181.5 | 200.0 | 265.1 | 214.6 | 200.9 | | |
| GR | 63.9 | 82.0 | 60.6 | 60.8 | 79.7 | 57.4 | 22.5 | 83.0 | 106.4 | 85.9 | 66.1 | 127.3 | 101.4 | | |

| | EINFUHR | | | IMPORTS | | | | | | | | | IMPORTATIONS | | |
|-------|---------|-------|-------|---------|-------|-------|-------|-------|-------|-------|-------|-------|--------------|--|--|
| EUR10 | 119.5 | 122.3 | 112.1 | 106.6 | 97.9 | 89.2 | 92.8 | 108.4 | 103.2 | 106.9 | 103.8 | 103.9 | 111.4 | | |
| D | 118.3 | 123.2 | 120.6 | 130.0 | 122.6 | 115.2 | 115.9 | 128.9 | 137.5 | 127.9 | 123.8 | 132.7 | 132.6 | | |
| F | 121.0 | 122.6 | 112.3 | 128.0 | 116.5 | 110.4 | 110.0 | 112.5 | 134.7 | 116.5 | 107.8 | 129.3 | 120.7 | | |
| I | 138.4 | 139.9 | 139.7 | 138.7 | 153.2 | 121.3 | 136.6 | 147.5 | 156.2 | 142.1 | 143.2 | 154.5 | 149.9 | | |
| NL | 117.9 | 124.3 | 129.0 | 138.7 | 122.4 | 125.0 | 126.0 | 142.8 | 139.2 | 144.6 | 137.0 | 141.8 | 142.7 | | |
| UEBL | 126.1 | 136.3 | 119.1 | 155.4 | 120.2 | 128.1 | 100.0 | 128.2 | 150.9 | 148.3 | 118.4 | 147.1 | 150.8 | | |
| UK | 115.1 | 115.9 | 108.4 | 112.0 | 101.8 | 105.5 | 110.6 | 117.5 | 119.9 | 144.7 | 112.4 | 114.5 | 147.5 | | |
| IRL | 118.8 | 125.4 | 121.0 | 137.6 | 136.1 | 106.7 | 120.7 | 120.8 | 139.2 | 120.5 | 122.4 | 132.3 | 127.8 | | |
| DK | 121.5 | 124.3 | 114.5 | 140.0 | 107.8 | 106.1 | 111.1 | 132.8 | 117.0 | 119.6 | 125.0 | 116.4 | 124.2 | | |
| GR | 99.7 | 165.8 | 168.0 | 159.7 | 81.3 | 196.4 | 57.7 | 335.4 | 93.3 | 105.8 | 266.7 | 132.9 | 105.5 | | |

| | ABHAENGIG BESCHAEFTIGTE | | | NUMBER OF EMPLOYEES | | | | | | | | | NOMBRE DE SALARIES | | |
|-------|-------------------------|-------|-------|---------------------|-------|-------|-------|-------|-------|-------|------|---|--------------------|--|--|
| EUR10 | - | - | - | - | - | - | - | - | - | - | - | - | - | | |
| D | : | : | : | : | : | : | : | : | : | : | : | : | : | | |
| F | 100.8 | 103.6 | 105.3 | 105.0 | 105.4 | 105.5 | 105.3 | 105.0 | 104.7 | 104.7 | : | : | : | | |
| I | 101.7 | 101.2 | 100.2 | 100.8 | 100.4 | 100.5 | 100.2 | 99.8 | 99.4 | 99.4 | 99.0 | : | : | | |
| NL | 102.5 | 101.8 | 99.5 | 101.0 | 100.4 | 100.0 | 99.2 | 98.3 | : | : | : | : | : | | |
| B | 98.8 | 97.6 | 95.1 | 97.0 | 95.7 | 95.2 | 94.5 | 94.9 | 95.1 | 93.8 | 93.3 | : | : | | |
| L | 98.9 | 97.4 | 93.9 | 97.8 | 94.4 | 94.1 | 93.7 | 93.2 | 94.4 | 95.1 | : | : | : | | |
| UK | 97.0 | 94.5 | 91.2 | 93.5 | 92.6 | 91.5 | 90.8 | 89.9 | 88.7 | 87.9 | 73.4 | : | : | | |
| IRL | - | - | - | - | - | - | - | - | - | - | - | - | - | | |
| DK | 100.0 | 94.3 | 86.9 | 89.1 | 82.3 | 86.9 | 89.1 | 89.1 | 86.1 | 96.0 | 93.7 | - | - | | |
| GR | - | - | - | - | - | - | - | - | - | - | - | - | - | | |



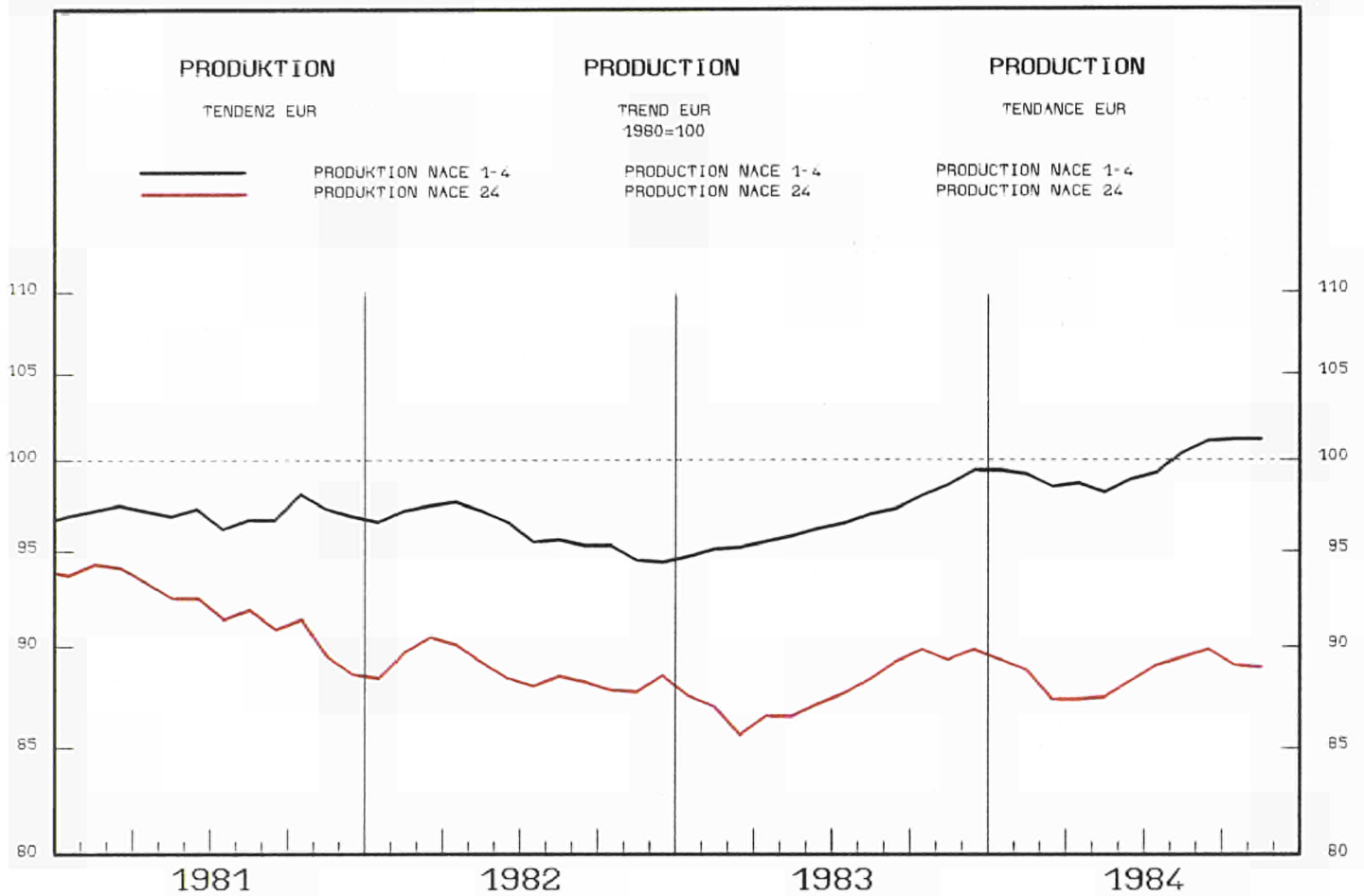
| 1982 | 1983 | 1984 | 1983 | 1984 | 1984 | 1985 | %A | %B |
|------|------|------|------|------|------|------|----|----|
| | | | 11 | 12 | 01 | 07 | 08 | 09 |

| EUR10 | PRODUKTIONSINDIZES PRO ARBEITSTAG | | | INDICES OF PRODUCTION PER WORKING DAY | | | | | | INDICES DE PRODUCTION PAR JOUR OUVRABLE | | | | | |
|-------|--------------------------------------|-------|-------|--|-------|-------|-------|-------|-------|--|-------|-------|------|------|-------|
| | 89.6 | 88.9 | 94.8 | 97.8 | 85.6 | 93.0 | 88.5 | 66.9 | 100.5 | 99.5 | 99.3 | 88.2 | : | 6.6 | 3.0 |
| D | 86.5 | 87.8 | 93.8 | 95.0 | 82.3 | 89.2 | 89.8 | 85.7 | 98.5 | 99.3 | 97.5 | 80.0 | 90.7 | 5.7 | 1.7 |
| F | 85.9 | 83.0 | 86.0 | 93.3 | 82.5 | 91.1 | 87.9 | 39.6 | 89.7 | 93.0 | 89.8 | 83.1 | : | 3.6 | 0.8 |
| I | 93.5 | 88.2 | 94.7 | 97.4 | 83.0 | 89.3 | 84.6 | 60.4 | 195.9 | 97.7 | 100.8 | 93.8 | : | 7.4 | 13.0 |
| NL | 93.5 | 100.7 | 120.9 | 108.0 | 109.0 | 105.0 | 112.0 | 114.0 | 125.0 | 121.0 | 117.0 | 124.0 | : | 20.1 | 13.8 |
| B | 84.7 | 87.4 | 95.2 | 99.8 | 86.3 | 94.9 | 72.1 | 78.5 | 100.6 | 94.2 | 101.1 | 92.8 | : | 8.9 | 7.5 |
| L | 82.3 | 81.4 | : | 94.5 | 88.8 | 90.7 | 90.8 | : | : | : | : | : | : | 19.7 | : |
| UK | 103.5 | 104.1 | 107.3 | 111.7 | 97.4 | 109.8 | 97.2 | 88.0 | 108.8 | 110.7 | 111.5 | 94.4 | 95.4 | 0.9 | -13.1 |
| IRL | 106.4 | 116.7 | : | 133.4 | 123.4 | 132.3 | 123.0 | 87.2 | 144.3 | 142.5 | 142.9 | : | : | 14.2 | 7.1 |
| DK | 89.3 | 96.5 | 123.2 | 118.0 | 97.0 | 96.0 | 69.0 | 164.0 | 143.0 | 141.0 | 135.0 | 95.0 | : | 27.7 | -2.1 |
| GR | 75.1 | 91.5 | 103.7 | 97.3 | 95.2 | 100.0 | 97.0 | 89.2 | 103.3 | 115.6 | 112.3 | 107.6 | : | 13.3 | 13.0 |
| E | 99.0 | 101.1 | : | 108.8 | 107.8 | 111.4 | 108.7 | 63.9 | 104.2 | 110.1 | 110.1 | : | : | 5.7 | 1.2 |
| P | 112.5 | 101.9 | : | 103.4 | 116.0 | 114.0 | 104.5 | : | : | : | : | : | : | 5.3 | : |
| USA | 73.6 | 83.5 | : | 84.8 | 82.9 | 89.9 | 85.4 | 89.3 | 89.0 | 90.8 | : | : | : | 17.6 | -1.5 |
| J | 91.7 | 90.7 | : | 95.6 | 95.3 | 91.9 | : | : | : | : | : | : | : | 0.3 | : |

| EUR10 | SAISONBEREINIGT | | | SEASONALLY ADJUSTED | | | | | | DESAISONNALISE | | | | | |
|-------|-----------------|-------|-------|---------------------|-------|-------|-------|-------|-------|----------------|------|-------|--|--|--|
| | 93.3 | 93.7 | 94.9 | 94.8 | 95.5 | 98.2 | 96.7 | 96.1 | 97.0 | : | 0.4 | 0.9 | | | |
| D | 93.5 | 94.4 | 94.2 | 96.2 | 95.7 | 96.5 | 99.6 | 97.0 | 92.9 | 95.7 | -2.1 | 3.1 | | | |
| F | 89.2 | 88.2 | 89.4 | 89.8 | 82.0 | 88.3 | 89.3 | 86.5 | 89.1 | : | 1.9 | 3.0 | | | |
| I | 90.0 | 89.2 | 88.5 | 89.6 | 101.8 | 101.0 | 93.0 | 95.2 | 100.7 | : | -1.2 | 5.8 | | | |
| NL | 111.4 | 123.3 | 111.0 | 116.8 | 118.9 | 128.1 | 122.4 | 123.2 | 137.4 | : | 5.3 | 11.5 | | | |
| B | 97.3 | 89.5 | 92.7 | 95.3 | 95.8 | 99.6 | 95.1 | 98.1 | 96.9 | : | -0.2 | -1.2 | | | |
| L | 89.8 | 97.0 | 96.0 | 97.6 | : | : | : | : | : | : | : | : | | | |
| UK | 106.8 | 109.5 | 112.8 | 104.7 | 108.0 | 106.4 | 104.3 | 106.6 | 105.2 | 98.1 | -2.8 | -6.7 | | | |
| IRL | 126.9 | 134.3 | 128.0 | 125.2 | 121.2 | 144.9 | 139.0 | 135.7 | : | : | 10.9 | -2.4 | | | |
| DK | 109.5 | 103.3 | 108.1 | 123.9 | 148.7 | 126.6 | 137.7 | 130.4 | 109.2 | : | -5.5 | -16.3 | | | |
| GR | 99.6 | 92.8 | 102.2 | 104.6 | 104.0 | 102.8 | 114.0 | 113.6 | 105.9 | : | 7.1 | -6.7 | | | |
| E | 101.9 | 104.5 | 104.4 | 112.1 | 108.0 | 104.2 | 104.7 | 104.5 | : | : | -4.5 | -0.2 | | | |
| P | 99.3 | 109.9 | 106.5 | 117.2 | : | : | : | : | : | : | : | : | | | |
| USA | 90.2 | 88.5 | 91.2 | 92.5 | 93.3 | 91.3 | 92.0 | : | : | : | : | 0.8 | | | |
| J | 95.2 | 95.9 | 95.5 | : | : | : | : | : | : | : | : | : | | | |

1980 = 100

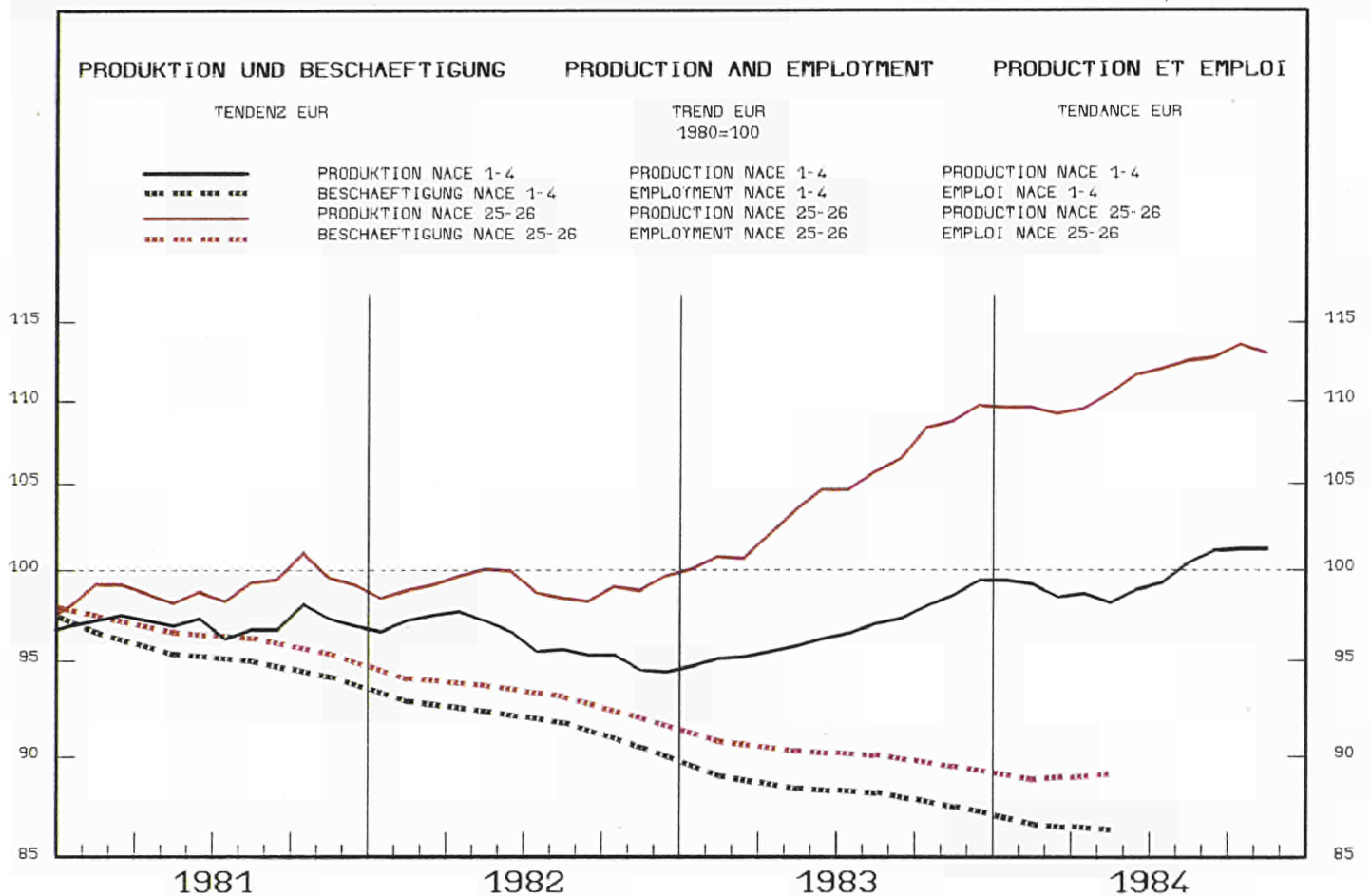
| | 1981 | 1982 | 1983 | 1982 | 1983 | 1984 | | | | | | 1983 | 1984 | | | | |
|-------------------------------|-------|-------|-------|----------------------------|-------|-------|-------|-------|-------|-------|-------|-------|--------------------------------|-------|-------|--|--|
| | | | | IV. | I. | II. | III. | IV. | I. | II. | III. | IV. | I. | II. | III. | | |
| | | | | SB - ADJ - CVS | | | | | | | | | | | | | |
| UMSATZ | | | | TURNOVER | | | | | | | | | CHIFFRE D'AFFAIRES | | | | |
| EUR10 | 100.2 | 101.0 | 104.1 | 96.2 | 98.9 | 105.4 | 97.7 | 114.5 | : | : | : | 111.8 | : | : | : | | |
| D | 100.2 | 94.7 | 92.1 | 81.8 | 88.4 | 92.9 | 90.5 | 96.8 | 103.2 | 103.8 | 102.5 | 98.0 | 102.0 | 101.5 | 105.4 | | |
| F | 101.0 | 109.8 | 118.2 | 111.3 | 110.9 | 118.4 | 105.1 | 138.4 | 134.5 | 129.8 | 120.9 | 129.9 | 131.7 | 126.3 | 135.5 | | |
| I | 102.9 | 111.1 | 113.7 | 109.5 | 105.4 | 117.2 | 102.4 | 129.7 | : | : | : | 124.4 | : | : | : | | |
| NL | 109.3 | 103.5 | 108.6 | 98.9 | 96.8 | 110.2 | 107.4 | 120.0 | : | : | : | 118.9 | : | : | : | | |
| B | 98.9 | 107.4 | 126.4 | 114.9 | 122.6 | 130.5 | 115.6 | 137.0 | 144.2 | 147.2 | 122.9 | 136.4 | 143.0 | 138.2 | 138.6 | | |
| L | 92.7 | 106.5 | 105.2 | 90.1 | 89.9 | 108.5 | 99.9 | 122.8 | : | : | : | 122.6 | : | : | : | | |
| UK | 97.1 | 93.2 | 95.7 | 90.5 | 93.6 | 96.4 | 91.8 | 101.0 | 105.4 | 98.3 | 87.5 | 97.3 | 104.1 | 98.5 | 95.2 | | |
| IRL | 105.9 | 123.3 | 137.2 | 117.3 | 125.7 | 130.4 | 127.4 | 165.2 | 159.1 | : | : | 165.1 | 154.5 | : | : | | |
| DK | 99.1 | 105.3 | 116.6 | 110.6 | 94.2 | 121.6 | 114.3 | 136.3 | 139.3 | 167.4 | 153.7 | 133.1 | 145.5 | 156.2 | 168.3 | | |
| GR | - | - | - | - | - | - | - | - | - | - | - | - | - | - | - | | |
| AUSFUHR | | | | EXPORTS | | | | | | | | | EXPORTATIONS | | | | |
| EUR10 | 116.6 | 113.2 | 115.1 | 117.6 | 107.8 | 110.5 | 114.6 | 127.6 | 123.2 | 136.1 | : | 119.1 | 129.5 | 139.3 | : | | |
| D | 103.9 | 111.5 | 109.8 | 109.0 | 105.8 | 102.2 | 108.7 | 122.6 | 126.5 | 129.5 | : | 119.3 | 125.1 | 132.9 | : | | |
| F | 103.7 | 100.6 | 103.9 | 102.1 | 93.3 | 105.3 | 90.5 | 126.6 | 121.6 | 130.0 | : | 120.7 | 122.7 | 124.9 | : | | |
| I | 128.7 | 134.0 | 134.2 | 127.1 | 125.5 | 136.8 | 127.0 | 147.6 | 146.4 | 143.5 | : | 134.4 | 149.6 | 142.7 | : | | |
| NL | 106.3 | 104.5 | 108.3 | 102.9 | 94.9 | 107.7 | 109.1 | 121.5 | 135.3 | 146.1 | : | 118.6 | 134.9 | 141.1 | : | | |
| UEBL | 91.0 | 93.2 | 97.9 | 97.7 | 101.3 | 97.3 | 83.4 | 109.7 | 110.5 | 117.7 | : | 105.4 | 109.5 | 115.1 | : | | |
| UK | 101.1 | 98.7 | 103.9 | 110.0 | 100.1 | 108.1 | 120.9 | 106.4 | 105.2 | 128.1 | : | 103.0 | 105.8 | 128.0 | : | | |
| IRL | 103.3 | 124.1 | 145.5 | 128.8 | 123.7 | 161.7 | 141.6 | 154.7 | 191.7 | 174.9 | : | 156.3 | 186.7 | 170.5 | : | | |
| DK | 95.8 | 96.3 | 133.4 | 99.3 | 90.9 | 167.9 | 167.3 | 127.6 | 136.6 | 205.1 | : | 136.3 | 147.7 | 181.3 | : | | |
| GR | 102.0 | 91.6 | 114.0 | 88.3 | 85.3 | 77.4 | 121.1 | 172.2 | 151.4 | 182.2 | : | 146.8 | 159.0 | 197.1 | : | | |
| EINFUHR | | | | IMPORTS | | | | | | | | | IMPORTATIONS | | | | |
| EUR10 | 86.9 | 96.0 | 102.5 | 93.1 | 93.0 | 107.4 | 99.1 | 110.6 | 115.4 | 118.5 | : | 110.6 | 116.0 | 115.1 | : | | |
| D | 89.5 | 99.7 | 108.6 | 95.9 | 99.6 | 108.0 | 107.8 | 119.1 | 128.1 | 132.5 | : | 120.1 | 125.8 | 131.1 | : | | |
| F | 93.3 | 94.8 | 93.4 | 85.7 | 101.0 | 99.3 | 76.6 | 96.7 | 105.1 | 113.1 | : | 97.2 | 97.2 | 104.2 | : | | |
| I | 91.7 | 106.5 | 107.6 | 104.9 | 84.5 | 109.2 | 110.2 | 126.7 | 131.0 | 133.6 | : | 119.5 | 136.6 | 129.6 | : | | |
| NL | 91.8 | 100.6 | 95.2 | 99.9 | 90.4 | 92.6 | 92.6 | 105.3 | 122.1 | 121.6 | : | 101.6 | 121.1 | 119.9 | : | | |
| UEBL | 96.9 | 99.9 | 116.8 | 103.3 | 110.8 | 125.0 | 104.8 | 126.8 | 128.6 | 130.8 | : | 124.0 | 126.7 | 128.2 | : | | |
| UK | 72.8 | 73.3 | 88.2 | 69.6 | 92.2 | 89.2 | 89.5 | 82.0 | 84.1 | 83.1 | : | 87.5 | 81.3 | 81.9 | : | | |
| IRL | 107.5 | 116.0 | 103.4 | 101.8 | 101.6 | 98.7 | 99.0 | 114.2 | 125.5 | 113.1 | : | 112.7 | 120.6 | 113.6 | : | | |
| DK | 98.5 | 133.2 | 123.2 | 138.1 | 113.0 | 123.2 | 116.1 | 140.3 | 144.0 | 149.9 | : | 134.0 | 144.2 | 148.8 | : | | |
| GR | 94.7 | 100.8 | 134.8 | 105.1 | 107.1 | 138.0 | 134.2 | 159.8 | 120.1 | 159.6 | : | 147.6 | 144.8 | 159.7 | : | | |
| LOEHNE UND GEAELTER | | | | WAGES AND SALARIES | | | | | | | | | SALAIRES ET TRAITEMENTS | | | | |
| EUR10 | 132.3 | 135.3 | : | 139.5 | 127.2 | : | : | : | : | : | : | : | : | : | : | | |
| D | 99.3 | 97.1 | 92.5 | 101.1 | 84.4 | 92.4 | 92.3 | 100.7 | 89.0 | 91.3 | 93.1 | 92.5 | 95.9 | 91.9 | 93.7 | | |
| F | 105.4 | 114.0 | 116.6 | 115.0 | 115.8 | 117.4 | 116.5 | 116.6 | 115.0 | 115.4 | : | 116.4 | 115.5 | 114.6 | : | | |
| I | 123.5 | 140.5 | 161.4 | 167.7 | 137.8 | 160.8 | 151.9 | 195.1 | 164.2 | 183.6 | 176.3 | 168.7 | 178.9 | 182.9 | 186.3 | | |
| NL | - | - | - | - | - | - | - | - | - | - | : | - | - | - | - | | |
| B | 101.9 | 103.0 | 98.8 | 116.0 | 101.8 | 102.8 | 65.3 | 125.5 | 103.9 | 93.9 | 99.0 | 109.6 | 106.2 | 91.5 | 113.8 | | |
| L | 101.0 | 103.8 | 98.1 | 105.4 | 96.1 | 98.2 | 97.4 | 100.9 | 98.8 | 101.1 | : | 99.8 | 100.5 | 100.3 | : | | |
| UK | 223.7 | 225.0 | : | 219.2 | 211.2 | : | : | : | : | : | : | : | : | : | : | | |
| IRL | - | - | - | - | - | - | - | - | - | - | : | - | - | - | - | | |
| DK | 95.3 | 95.0 | 102.9 | 90.9 | 101.1 | 107.4 | 96.0 | 107.0 | 107.1 | 112.7 | 100.1 | 108.3 | 105.4 | 105.6 | 109.7 | | |
| GR | 122.3 | 150.2 | 236.6 | 169.5 | 219.4 | 231.6 | 235.8 | 259.4 | 292.1 | 319.7 | : | 266.4 | 289.7 | 317.2 | : | | |
| ABHAENIG BESCHAEFTIGTE | | | | NUMBER OF EMPLOYEES | | | | | | | | | NOMBRE DE SALARIES | | | | |
| EUR10 | 91.4 | 87.0 | 81.0 | 85.0 | 83.0 | 81.5 | 80.3 | 79.3 | 77.7 | 76.8 | : | : | : | : | : | | |
| D | 95.7 | 91.0 | 85.3 | 89.2 | 87.2 | 85.5 | 84.7 | 83.8 | 82.3 | 81.1 | 80.9 | 82.5 | 95.9 | 91.9 | 93.7 | | |
| F | 93.6 | 90.6 | 85.9 | 89.3 | 87.4 | 86.6 | 85.6 | 84.0 | 82.4 | 81.3 | : | 116.4 | 115.5 | 114.6 | : | | |
| I | 97.4 | 93.2 | 88.4 | 91.5 | 90.3 | 89.3 | 88.0 | 86.2 | 84.6 | 82.8 | 77.5 | 168.7 | 178.9 | 182.9 | 186.3 | | |
| NL | 99.0 | 96.6 | 92.6 | 95.1 | 94.2 | 93.5 | 91.6 | 91.0 | : | : | : | - | - | - | - | | |
| B | 94.5 | 91.5 | 87.5 | 90.3 | 88.5 | 87.5 | 87.1 | 87.0 | 86.5 | 86.2 | 85.0 | 109.6 | 106.2 | 91.5 | 113.8 | | |
| L | 97.3 | 93.4 | 85.3 | 92.3 | 88.4 | 85.5 | 84.1 | 83.2 | 80.9 | 80.3 | : | 99.8 | 100.5 | 100.3 | : | | |
| UK | 81.5 | 76.0 | 67.9 | 72.9 | 70.4 | 68.6 | 66.5 | 66.1 | 65.1 | 64.9 | 64.2 | : | : | : | : | | |
| IRL | 93.1 | 85.3 | 69.6 | 82.4 | 70.6 | 70.6 | 66.7 | 70.6 | 66.7 | 66.7 | : | : | : | : | : | | |
| DK | 87.5 | 80.4 | 78.9 | 76.0 | 75.3 | 76.4 | 80.9 | 80.9 | 79.1 | 81.5 | 82.7 | 108.3 | 105.4 | 105.6 | 109.7 | | |
| GR | 93.3 | 88.8 | 117.9 | 89.7 | 113.6 | 117.6 | 119.4 | 121.0 | 123.6 | 124.2 | : | 266.4 | 289.7 | 317.2 | : | | |



| 1982 | 1983 | 1984 | 1983 | 1984 | 1984 | 1985 | %A | %B | | | | | | |
|------|------|------|------|------|------|------|----|----|----|----|----|----|--|--|
| | | | 11 | 12 | 01 | 07 | 08 | 09 | 10 | 11 | 12 | 01 | | |

| PRODUKTIONSINDIZES PRO ARBEITSTAG | | | | INDICES OF PRODUCTION PER WORKING DAY | | | | | | | | INDICES DE PRODUCTION PAR JOUR OUVRABLE | | | |
|--------------------------------------|-------|-------|------|--|-------|-------|-------|-------|-------|-------|-------|--|------|------|-------|
| EUR10 | 89.3 | 88.3 | 88.8 | 95.8 | 78.3 | 79.0 | 88.3 | 69.1 | 96.1 | 98.0 | 94.0 | 78.4 | : | 0.7 | 0.0 |
| D | 87.3 | 88.9 | 88.9 | 100.0 | 75.5 | 69.9 | 93.2 | 84.8 | 97.9 | 101.6 | 93.5 | 71.9 | 59.8 | -1.6 | -14.4 |
| F | 91.1 | 88.5 | 85.7 | 92.7 | 79.5 | 84.7 | 82.7 | 61.5 | 88.4 | 93.3 | 90.1 | 78.6 | : | -3.1 | -1.2 |
| I | 90.9 | 86.5 | 89.6 | 95.1 | 77.7 | 79.9 | 95.5 | 52.4 | 97.8 | 101.3 | 97.9 | 80.4 | : | 3.6 | 3.5 |
| NL | 84.5 | 83.3 | : | 91.0 | 83.0 | 77.0 | 60.0 | 82.0 | 91.0 | : | : | : | : | 3.5 | : |
| B | 81.3 | 77.1 | 81.4 | 86.1 | 65.0 | 66.5 | 65.9 | 80.8 | 94.6 | 84.2 | 79.0 | 79.4 | : | 5.6 | 22.2 |
| L | 133.0 | 143.4 | : | 143.9 | 128.2 | 117.0 | 164.3 | : | : | : | : | : | : | 4.3 | : |
| UK | 89.3 | 93.8 | 94.5 | 100.5 | 84.0 | 85.9 | 92.4 | 89.4 | 106.9 | 99.1 | 98.9 | 85.0 | 79.5 | 0.3 | -7.5 |
| IRL | 87.2 | 85.7 | : | 93.8 | 76.9 | 71.8 | 95.6 | 60.6 | 103.0 | 97.8 | 92.5 | : | : | 5.9 | -1.4 |
| DK | 77.1 | 84.2 | 92.5 | 96.1 | 75.1 | 67.1 | 70.1 | 105.1 | 103.1 | 114.1 | 104.1 | 75.1 | : | 9.8 | - |
| GR | 95.9 | 93.1 | 91.7 | 95.1 | 81.0 | 85.2 | 93.2 | 94.6 | 95.2 | 94.6 | 96.0 | 77.0 | : | -1.4 | -4.9 |
| E | 94.3 | 95.3 | : | 95.7 | 97.4 | 95.9 | 99.4 | 77.5 | 85.5 | 91.5 | 86.6 | : | : | -3.7 | -9.5 |
| P | 110.3 | 114.7 | : | 115.6 | 104.0 | 114.2 | 111.1 | : | : | : | : | : | : | 2.1 | : |
| USA | 86.9 | 97.1 | : | 105.8 | 99.1 | 98.9 | 109.8 | 113.5 | 111.7 | : | : | : | : | 15.8 | : |
| J | 91.5 | 92.7 | : | 97.2 | 98.2 | 86.8 | : | : | : | : | : | : | : | 1.9 | : |

| SAISONBEREINIGT | | | | SEASONALLY ADJUSTED | | | | | | | | DESAISONNALISE | | | |
|-----------------|-------|-------|-------|---------------------|-------|-------|------|------|------|------|------|----------------|--|--|--|
| EUR10 | 89.8 | 88.6 | 91.3 | 89.1 | 90.6 | 89.0 | 90.1 | 88.1 | 88.6 | : | -0.7 | 0.6 | | | |
| D | 93.0 | 89.6 | 95.9 | 91.7 | 87.6 | 85.8 | 90.5 | 86.6 | 86.6 | 85.4 | -2.0 | -1.5 | | | |
| F | 88.1 | 86.4 | 89.2 | 84.6 | 90.8 | 84.3 | 86.5 | 85.0 | 85.0 | : | -1.2 | 0.1 | | | |
| I | 88.6 | 87.5 | 88.1 | 89.8 | 92.3 | 93.0 | 93.3 | 91.6 | 90.3 | : | 0.1 | -1.4 | | | |
| NL | 84.7 | 87.2 | 88.6 | 83.4 | 88.2 | 86.1 | : | : | : | : | : | : | | | |
| B | 78.8 | 79.2 | 87.9 | 82.6 | 79.1 | 83.3 | 76.6 | 73.7 | 93.4 | : | -0.5 | 26.7 | | | |
| L | 144.3 | 147.5 | 148.4 | 149.7 | : | : | : | : | : | : | : | : | | | |
| UK | 95.8 | 96.4 | 93.6 | 94.8 | 95.0 | 96.4 | 94.2 | 94.4 | 97.2 | 87.2 | -2.4 | -10.3 | | | |
| IRL | 88.8 | 91.7 | 84.2 | 92.2 | 84.9 | 97.9 | 90.6 | 89.1 | : | : | 3.7 | -1.6 | | | |
| DK | 84.6 | 89.0 | 90.2 | 93.3 | 91.5 | 83.5 | 97.5 | 93.3 | 89.3 | : | 4.4 | -4.4 | | | |
| GR | 95.4 | 87.0 | 95.6 | 90.6 | 93.4 | 89.2 | 92.3 | 95.1 | 84.9 | : | -0.4 | -10.7 | | | |
| E | 93.4 | 97.4 | 96.6 | 97.5 | 93.2 | 89.1 | 89.2 | 85.2 | : | : | -5.9 | -4.6 | | | |
| P | - | - | - | - | - | - | - | - | - | - | - | - | | | |
| USA | 103.2 | 104.0 | 106.7 | 108.8 | 109.1 | 107.8 | : | : | : | : | : | : | | | |
| J | 93.3 | 93.5 | 94.8 | : | : | : | : | : | : | : | : | : | | | |



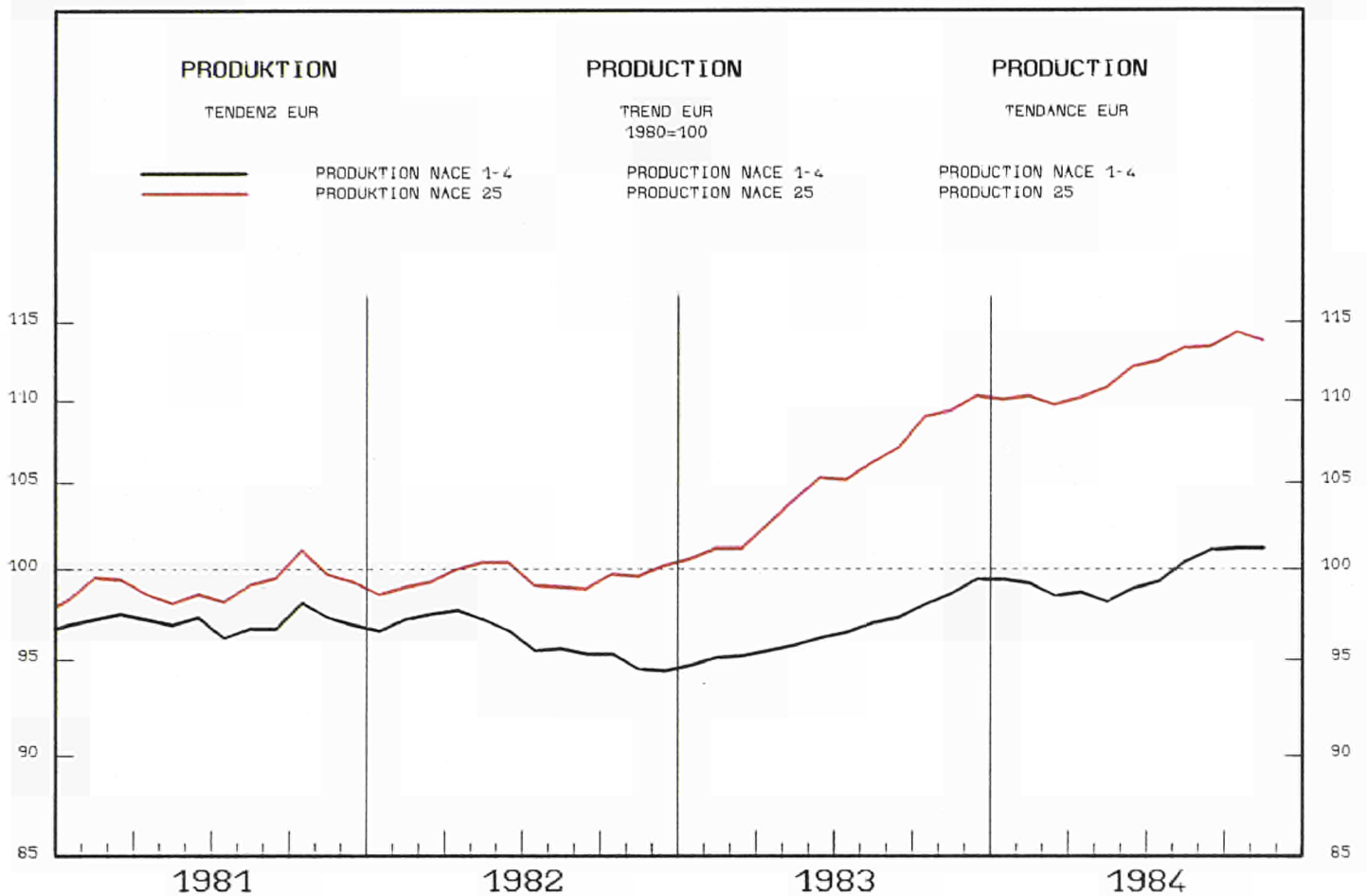
| | | | | | | | | |
|------|------|------|------|------|------|------|----|----|
| 1982 | 1983 | 1984 | 1983 | 1984 | 1984 | 1985 | %A | %B |
| | | | 11 | 12 | 01 | 07 | 08 | 09 |
| | | | | | | 10 | 11 | 12 |
| | | | | | | | | 01 |

| | PRODUKTIONSINDIZES | | | INDICES OF PRODUCTION | | | | | | | | | INDICES DE PRODUCTION | | |
|-------|--------------------|-------|-------|-----------------------|-------|-------|-------|-------|-------|-------|-------|-------|-----------------------|------|------|
| | PRO ARBEITSTAG | | | PER WORKING DAY | | | | | | | | | PAR JOUR OUVRABLE | | |
| EUR10 | 99.3 | 105.5 | 111.1 | 113.2 | 103.1 | 109.4 | 109.0 | 86.6 | 114.9 | 115.3 | 117.5 | 105.7 | : | 6.0 | 2.5 |
| D | 95.9 | 103.2 | 108.7 | 110.0 | 101.3 | 108.4 | 105.6 | 101.5 | 107.2 | 109.5 | 112.3 | 101.5 | 102.2 | 3.8 | -5.7 |
| F | 102.3 | 107.2 | 112.1 | 113.9 | 108.6 | 114.1 | 109.3 | 84.0 | 115.2 | 114.9 | 115.7 | 107.4 | : | 4.6 | -1.1 |
| I | 96.4 | 100.3 | 106.3 | 111.7 | 97.6 | 105.2 | 112.3 | 51.0 | 113.4 | 114.0 | 115.4 | 102.7 | : | 6.0 | 5.2 |
| NL | 101.8 | 111.1 | 119.3 | 114.0 | 113.0 | 117.0 | 117.0 | 109.0 | 120.0 | 115.0 | 117.0 | 117.0 | : | 7.4 | 3.5 |
| B | 101.8 | 106.0 | 113.3 | 122.3 | 103.7 | 112.9 | 89.7 | 101.4 | 117.4 | 112.9 | 121.9 | 117.2 | : | 6.9 | 13.0 |
| L | 92.4 | 101.0 | : | 104.5 | 98.2 | 100.6 | 113.6 | : | : | : | : | : | : | 7.6 | : |
| UK | 100.4 | 108.0 | 115.4 | 115.8 | 98.0 | 103.8 | 111.3 | 108.2 | 122.2 | 122.3 | 122.7 | 106.7 | 113.9 | 7.2 | 9.7 |
| IRL | 110.6 | 129.6 | : | 109.1 | 154.6 | 139.9 | 142.8 | 90.2 | 161.8 | 147.8 | 181.3 | : | : | 26.9 | 66.2 |
| DK | 110.3 | 115.8 | 120.8 | 124.1 | 106.1 | 120.1 | 101.1 | 126.1 | 122.1 | 139.1 | 131.1 | 107.1 | : | 4.3 | 0.9 |
| GR | 102.9 | 103.7 | 110.4 | 111.0 | 109.7 | 106.2 | 112.4 | 82.0 | 109.8 | 120.5 | 134.8 | 113.7 | : | 6.4 | 3.6 |
| E | - | - | - | - | - | - | - | - | - | - | - | - | - | - | - |
| P | 109.3 | 105.4 | : | 106.4 | 96.5 | 113.2 | 107.8 | : | : | : | : | : | : | -5.2 | : |
| USA | 94.7 | 104.2 | : | 107.5 | 101.4 | 102.3 | 112.7 | 113.1 | 115.3 | : | : | : | : | 8.9 | : |
| J | 95.4 | 100.9 | : | 107.5 | 114.1 | 107.5 | : | : | : | : | : | : | : | 6.5 | : |

| | SAISONBEREINIGT | | | SEASONALLY ADJUSTED | | | | | | | | | DESAISONNALISE | | |
|-----|-----------------|--|--|---------------------|-------|-------|-------|-------|-------|-------|-------|-------|----------------|------|-------|
| | EUR10 | | | | 109.8 | 109.4 | 110.7 | 113.1 | 111.6 | 113.8 | 113.6 | 114.1 | 112.4 | : | 0.4 |
| D | | | | 109.4 | 109.6 | 112.2 | 110.4 | 110.3 | 108.1 | 110.1 | 111.1 | 109.6 | 105.6 | -0.7 | -3.6 |
| F | | | | 110.2 | 110.3 | 112.0 | 116.1 | 112.8 | 115.0 | 113.6 | 112.2 | 110.0 | : | -2.4 | -2.0 |
| I | | | | 105.7 | 102.7 | 104.2 | 108.3 | 104.6 | 110.2 | 109.0 | 108.2 | 108.1 | : | 0.7 | -0.2 |
| NL | | | | 115.3 | 116.8 | 116.9 | 122.1 | 121.5 | 121.7 | 119.2 | 119.2 | 121.1 | : | -1.6 | 1.6 |
| B | | | | 115.0 | 110.5 | 109.4 | 108.4 | 112.4 | 117.4 | 111.0 | 114.4 | 123.1 | : | 3.0 | 7.6 |
| L | | | | 103.1 | 111.9 | 108.7 | 103.7 | : | : | : | : | : | : | : | : |
| UK | | | | 110.9 | 109.6 | 110.2 | 115.8 | 119.4 | 118.3 | 117.0 | 117.9 | 119.1 | 121.0 | 0.9 | 1.6 |
| IRL | | | | 115.2 | 156.4 | 134.4 | 150.3 | 134.5 | 177.8 | 166.7 | 188.0 | : | : | 14.8 | 12.8 |
| DK | | | | 124.7 | 116.9 | 126.5 | 117.2 | 129.1 | 118.5 | 133.2 | 129.3 | 120.1 | : | 4.9 | -7.1 |
| GR | | | | 101.4 | 102.2 | 108.8 | 111.0 | 111.6 | 103.8 | 115.2 | 123.1 | 108.0 | : | 6.1 | -12.2 |
| E | | | | - | - | - | - | - | - | - | - | - | - | - | - |
| P | | | | - | - | - | - | - | - | - | - | - | - | - | - |
| USA | | | | - | - | - | - | - | - | - | - | - | - | - | - |
| J | | | | - | - | - | - | - | - | - | - | - | - | - | - |

1980 = 100

| | 1981 | 1982 | 1983 | 1982 | | 1983 | | | | 1984 | | | 1983 | | | 1984 | | | |
|-------------------------------|-------|-------|-------|-------|-------|-------|-------|-------|-------|-------|-------|-------|-------|----------------------------|-------|------|--------------------------------|-----|--|
| | | | | IV. | I. | II. | III. | IV. | I. | II. | III. | IV. | I. | II. | III. | SB | ADJ | CVS | |
| UMSATZ | | | | | | | | | | | | | | TURNOVER | | | CHIFFRE D'AFFAIRES | | |
| EUR10 | 111.3 | 116.4 | 128.7 | 119.0 | 125.4 | 128.3 | 124.4 | 136.8 | : | : | : | 136.6 | : | : | : | | | | |
| D | 108.5 | 109.4 | 117.7 | 107.0 | 115.8 | 116.2 | 116.5 | 122.5 | 134.8 | 130.3 | 127.1 | 125.4 | 130.1 | 129.3 | 131.7 | | | | |
| F | 112.5 | 125.2 | 138.5 | 134.6 | 138.9 | 139.6 | 129.5 | 146.0 | 165.7 | 159.5 | 142.6 | 143.0 | 158.3 | 156.2 | 157.6 | | | | |
| I | 122.8 | 129.2 | 145.4 | 140.2 | 137.4 | 144.8 | 136.1 | 163.3 | : | : | : | 158.8 | : | : | : | | | | |
| NL | 117.7 | 116.1 | 127.1 | 112.1 | 119.4 | 123.6 | 126.7 | 138.8 | : | : | : | 140.0 | : | : | : | | | | |
| B | 104.6 | 106.4 | 123.7 | 106.3 | 120.0 | 129.9 | 116.1 | 137.8 | 148.3 | 143.8 | 131.5 | 136.8 | 144.7 | 140.5 | 143.6 | | | | |
| L | 101.3 | 125.9 | 153.9 | 126.5 | 146.9 | 155.3 | 154.0 | 159.3 | : | : | : | 166.4 | : | : | : | | | | |
| UK | 104.5 | 119.6 | 125.5 | 112.1 | 121.2 | 126.8 | 124.6 | 129.4 | 139.2 | 141.6 | 138.9 | 130.2 | 137.5 | 138.6 | 142.4 | | | | |
| IRL | 137.7 | 158.3 | 172.9 | 152.9 | 187.6 | 172.0 | 141.7 | 190.2 | 240.4 | : | : | 194.3 | 209.5 | : | : | | | | |
| DK | 119.0 | 142.4 | 159.2 | 142.1 | 152.5 | 170.6 | 148.7 | 165.1 | 172.9 | : | : | 169.4 | 169.5 | : | : | | | | |
| GR | - | - | - | - | - | - | - | - | - | - | - | - | - | - | - | | | | |
| AUSFUHR | | | | | | | | | | | | | | EXPORTS | | | EXPORTATIONS | | |
| EUR10 | 113.3 | 118.1 | 135.4 | 121.7 | 116.7 | 127.6 | 146.8 | 150.5 | 158.1 | 162.0 | : | 150.8 | 162.4 | 162.6 | | | | | |
| D | 113.9 | 123.7 | 143.4 | 126.3 | 127.4 | 131.6 | 150.9 | 163.8 | 173.1 | 169.3 | : | 164.2 | 170.5 | 170.5 | | | | | |
| F | 114.0 | 162.9 | 115.9 | 166.7 | 103.7 | 112.6 | 117.9 | 129.6 | 134.2 | 139.6 | : | 127.2 | 132.8 | 133.6 | | | | | |
| I | 119.6 | 122.4 | 147.9 | 122.7 | 127.2 | 134.5 | 155.1 | 175.0 | 175.7 | 170.5 | : | 168.1 | 180.0 | 170.6 | | | | | |
| NL | 113.4 | 127.5 | 144.3 | 128.3 | 129.2 | 130.0 | 164.1 | 153.7 | 178.3 | 177.2 | : | 156.2 | 173.9 | 180.3 | | | | | |
| UEBL | 109.5 | 118.9 | 130.7 | 123.1 | 116.4 | 111.1 | 147.3 | 148.0 | 160.4 | 149.2 | : | 145.9 | 159.7 | 151.6 | | | | | |
| UK | 114.1 | 119.9 | 128.7 | 118.9 | 111.3 | 129.5 | 139.2 | 143.6 | 145.4 | 151.4 | : | 141.7 | 147.6 | 145.2 | | | | | |
| IRL | 126.6 | 165.1 | 188.9 | 146.7 | 160.8 | 178.2 | 228.9 | 187.8 | 249.4 | 265.2 | : | 199.7 | 253.4 | 250.5 | | | | | |
| DK | 125.1 | 147.1 | 174.0 | 149.2 | 166.9 | 171.2 | 168.9 | 189.0 | 205.9 | 199.1 | : | 190.4 | 199.2 | 197.7 | | | | | |
| GR | 73.7 | 80.0 | 84.8 | 81.1 | 75.6 | 79.7 | 82.9 | 101.1 | 99.2 | 102.4 | : | 98.2 | 101.0 | 98.0 | | | | | |
| EINFUHR | | | | | | | | | | | | | | IMPORTS | | | IMPORTATIONS | | |
| EUR10 | 115.8 | 131.4 | 145.6 | 129.6 | 134.1 | 137.8 | 155.5 | 155.2 | 176.8 | 179.7 | : | 158.9 | 175.4 | 179.4 | | | | | |
| D | 113.5 | 126.6 | 144.6 | 125.0 | 127.1 | 133.5 | 163.1 | 154.7 | 168.2 | 167.7 | : | 157.6 | 168.3 | 167.5 | | | | | |
| F | 110.6 | 125.5 | 135.0 | 130.3 | 136.4 | 123.0 | 136.4 | 144.3 | 165.3 | 162.6 | : | 142.8 | 155.8 | 161.0 | | | | | |
| I | 109.0 | 122.0 | 139.8 | 123.9 | 125.5 | 136.1 | 147.2 | 150.5 | 166.1 | 173.1 | : | 148.0 | 164.2 | 170.8 | | | | | |
| NL | 113.9 | 123.0 | 137.8 | 130.1 | 129.0 | 129.8 | 146.2 | 146.4 | 169.3 | 177.3 | : | 145.5 | 166.8 | 176.1 | | | | | |
| UEBL | 110.8 | 123.9 | 139.4 | 133.5 | 119.6 | 141.5 | 146.6 | 149.6 | 172.9 | 167.3 | : | 150.2 | 170.2 | 163.9 | | | | | |
| UK | 125.0 | 143.8 | 164.1 | 138.1 | 140.2 | 145.0 | 194.8 | 176.3 | 205.0 | 194.7 | : | 181.1 | 205.4 | 196.6 | | | | | |
| IRL | 120.9 | 129.4 | 141.9 | 118.4 | 142.6 | 135.0 | 147.5 | 142.5 | 183.7 | 160.2 | : | 150.8 | 163.9 | 158.4 | | | | | |
| DK | 113.1 | 125.7 | 145.4 | 128.8 | 126.1 | 139.5 | 162.0 | 154.1 | 177.8 | 190.0 | : | 154.9 | 177.0 | 185.0 | | | | | |
| GR | 118.4 | 123.1 | 139.2 | 132.8 | 125.8 | 132.4 | 141.4 | 157.3 | 157.2 | 174.5 | : | 149.7 | 165.5 | 175.4 | | | | | |
| LOEHNE UND GEHAELTER | | | | | | | | | | | | | | WAGES AND SALARIES | | | SALAIRES ET TRAITEMENTS | | |
| EUR10 | 109.6 | 115.7 | : | 126.0 | 114.4 | : | : | : | : | : | : | : | : | : | : | | | | |
| D | 105.7 | 107.9 | 109.7 | 121.4 | 100.7 | 108.7 | 103.5 | 125.9 | 106.4 | 112.4 | 107.0 | 111.2 | 114.3 | 112.9 | 113.0 | | | | |
| F | 110.6 | 122.1 | 130.1 | 124.2 | 126.4 | 130.2 | 131.7 | 132.3 | 134.7 | 137.8 | : | 132.6 | 135.1 | 136.7 | : | | | | |
| I | 122.9 | 142.6 | 162.8 | 168.0 | 137.9 | 172.7 | 149.4 | 191.3 | 157.9 | 188.5 | 164.0 | 169.4 | 174.7 | 176.1 | 179.5 | | | | |
| NL | - | - | - | - | - | - | - | - | - | - | : | - | - | - | - | | | | |
| B | 99.0 | 81.4 | 107.8 | 96.5 | 102.1 | 103.1 | 100.5 | 125.4 | 89.0 | 88.5 | 85.7 | 106.6 | 99.4 | 94.5 | 94.5 | | | | |
| L | 104.2 | 110.4 | 115.3 | 128.0 | 104.4 | 107.5 | 110.5 | 138.7 | 115.7 | 128.4 | : | 120.8 | 122.9 | 132.3 | : | | | | |
| UK | - | - | - | - | - | - | - | - | - | - | : | - | - | - | - | | | | |
| IRL | - | - | - | - | - | - | - | - | - | - | : | - | - | - | - | | | | |
| DK | 106.9 | 119.8 | 127.5 | 126.6 | 122.9 | 132.8 | 121.2 | 133.0 | 138.7 | 149.8 | 139.1 | 130.1 | 139.1 | 144.2 | 146.9 | | | | |
| GR | 131.3 | 167.1 | 191.8 | 176.6 | 177.4 | 187.4 | 192.5 | 210.0 | 237.5 | 245.4 | : | 210.9 | 238.2 | 242.3 | : | | | | |
| ABHAENIG BESCHAEFTIGTE | | | | | | | | | | | | | | NUMBER OF EMPLOYEES | | | NOMBRE DE SALARIES | | |
| EUR10 | 96.6 | 93.4 | 90.4 | 92.2 | 91.0 | 90.5 | 90.3 | 89.7 | 89.0 | 89.2 | : | : | : | : | | | | | |
| D | 99.6 | 97.0 | 95.1 | 96.4 | 95.5 | 94.9 | 95.3 | 94.9 | 94.7 | 94.8 | 95.8 | : | : | : | | | | | |
| F | 97.5 | 96.3 | 94.5 | 95.3 | 94.7 | 95.1 | 94.3 | 93.8 | 94.1 | 94.9 | : | : | : | : | | | | | |
| I | 94.2 | 88.0 | 82.1 | 86.0 | 84.3 | 82.9 | 81.3 | 79.7 | 78.1 | 77.2 | 75.9 | : | : | : | | | | | |
| NL | 100.3 | 98.5 | 95.4 | 97.7 | 96.7 | 95.8 | 94.9 | 94.1 | : | : | : | : | : | : | | | | | |
| B | 96.8 | 93.2 | 91.9 | 91.0 | 90.5 | 91.8 | 92.1 | 93.3 | 93.9 | 94.1 | 94.3 | : | : | : | | | | | |
| L | 96.8 | 96.0 | 95.8 | 94.8 | 93.3 | 91.5 | 97.9 | 100.5 | 100.3 | 109.5 | : | : | : | : | | | | | |
| UK | 92.6 | 88.4 | 84.5 | 86.9 | 85.1 | 84.2 | 84.7 | 84.0 | 83.2 | 83.7 | 84.5 | : | : | : | | | | | |
| IRL | 104.2 | 101.7 | 102.3 | 99.2 | 100.0 | 100.0 | 104.2 | 105.0 | 104.2 | 103.4 | : | : | : | : | | | | | |
| DK | 96.1 | 98.1 | 95.9 | 98.4 | 95.1 | 95.8 | 96.2 | 96.3 | 96.7 | 98.9 | 100.2 | : | : | : | | | | | |
| GR | 101.2 | 101.2 | 124.3 | 101.1 | 123.9 | 125.0 | 123.9 | 124.3 | 124.7 | 125.1 | : | : | : | : | | | | | |



| 1982 | | | 1983 | | | 1984 | | | 1985 | | | %A | %B |
|------|----|----|------|----|----|------|----|----|------|--|--|----|----|
| 11 | 12 | 01 | 07 | 08 | 09 | 10 | 11 | 12 | 01 | | | | |

| PRODUKTIONSINDIZES PRO ARBEITSTAG | | | | INDICES OF PRODUCTION PER WORKING DAY | | | | | | | | INDICES DE PRODUCTION PAR JOUR OUVRABLE | | | |
|--------------------------------------|-------|-------|-------|--|-------|-------|-------|-------|-------|-------|-------|--|-------|------|------|
| EUR10 | 99.5 | 105.8 | 111.6 | 113.6 | 103.0 | 109.4 | 110.3 | 88.2 | 115.5 | 115.6 | 118.1 | 105.7 | : | 6.0 | 2.7 |
| D | 95.9 | 103.2 | 108.8 | 110.0 | 101.2 | 108.4 | 105.8 | 101.8 | 107.5 | 109.5 | 112.4 | 101.3 | 102.1 | 3.8 | -5.8 |
| F | 103.0 | 108.3 | 113.6 | 114.6 | 108.8 | 114.3 | 114.3 | 91.0 | 117.2 | 115.5 | 117.2 | 107.8 | : | 4.9 | -0.9 |
| I | 95.9 | 99.9 | 105.8 | 111.6 | 96.9 | 104.5 | 112.3 | 49.7 | 113.2 | 113.6 | 115.2 | 101.9 | : | 5.9 | 5.2 |
| NL | 101.8 | 111.1 | 119.3 | 114.0 | 113.0 | 117.0 | 117.0 | 109.0 | 120.0 | 115.0 | 117.0 | 117.0 | : | 7.4 | 3.5 |
| B | 102.4 | 107.0 | 114.0 | 123.5 | 104.4 | 113.7 | 90.4 | 101.8 | 118.2 | 114.0 | 122.8 | 117.3 | : | 6.6 | 12.4 |
| L | 77.8 | 77.9 | : | 79.9 | 71.0 | : | : | : | : | : | : | : | : | 0.1 | : |
| UK | 101.3 | 108.9 | 116.4 | 117.0 | 98.5 | 104.5 | 112.5 | 109.8 | 123.2 | 123.6 | 124.0 | 107.5 | 115.3 | 7.4 | 10.3 |
| IRL | 110.6 | 129.6 | : | 109.1 | 154.6 | 139.9 | 142.8 | 90.2 | 161.8 | 147.8 | 181.3 | : | : | 26.9 | 66.2 |
| DK | 110.3 | 115.8 | 120.8 | 124.1 | 106.1 | 120.1 | 101.1 | 126.1 | 122.1 | 139.1 | 131.1 | 107.1 | : | 4.3 | 0.9 |
| GR | 103.5 | 103.6 | 110.5 | 111.8 | 110.0 | 107.0 | 112.0 | 78.3 | 109.7 | 120.7 | 136.5 | 114.5 | : | 6.6 | 4.1 |
| E | 98.3 | 98.7 | : | 107.4 | 100.8 | 103.8 | 107.6 | 60.4 | 102.6 | 114.9 | 110.9 | : | : | 5.2 | 3.3 |
| P | - | - | - | - | - | - | - | - | - | - | - | - | - | - | - |
| USA | - | - | - | - | - | - | - | - | - | - | - | - | - | - | - |
| J | - | - | - | - | - | - | - | - | - | - | - | - | - | - | - |

| SAISONBEREINIGT | | | | SEASONALLY ADJUSTED | | | | | | | | DESAISONNALISE | | | |
|-----------------|--|--|--|---------------------|-------|-------|-------|-------|-------|-------|-------|----------------|-------|------|-------|
| EUR10 | | | | 110.3 | 109.6 | 110.8 | 113.5 | 112.0 | 114.3 | 114.0 | 114.6 | 112.7 | : | 0.4 | -1.7 |
| D | | | | 109.4 | 109.6 | 112.3 | 110.4 | 110.3 | 108.3 | 110.1 | 111.3 | 109.5 | 105.6 | -0.7 | -3.6 |
| F | | | | 111.7 | 111.0 | 112.5 | 118.2 | 114.6 | 117.2 | 115.3 | 114.5 | 111.0 | : | -2.6 | -3.0 |
| I | | | | 105.2 | 102.2 | 103.5 | 107.6 | 103.8 | 109.6 | 108.4 | 107.6 | 107.5 | : | 0.8 | -0.2 |
| NL | | | | 115.3 | 116.8 | 116.9 | 122.1 | 121.5 | 121.7 | 119.2 | 119.2 | 121.1 | : | -1.6 | 1.6 |
| B | | | | 115.6 | 111.3 | 110.1 | 109.0 | 112.8 | 118.2 | 111.8 | 115.1 | 123.4 | : | 3.0 | 7.2 |
| L | | | | 76.1 | 83.7 | : | : | : | : | : | : | : | : | : | : |
| UK | | | | 111.9 | 119.5 | 111.1 | 116.9 | 120.6 | 119.4 | 118.2 | 119.1 | 120.3 | 122.6 | 1.1 | 1.9 |
| IRL | | | | 115.2 | 156.4 | 134.4 | 150.3 | 134.5 | 177.8 | 166.7 | 188.0 | : | : | 14.8 | 12.8 |
| DK | | | | 124.7 | 116.9 | 126.5 | 117.2 | 129.1 | 118.5 | 133.2 | 129.3 | 120.1 | : | 4.9 | -7.1 |
| GR | | | | 101.3 | 101.5 | 109.4 | 110.3 | 111.4 | 103.1 | 115.0 | 123.9 | 108.0 | : | 6.8 | -12.9 |
| E | | | | 99.4 | 100.7 | 102.5 | 104.6 | 106.1 | 104.1 | 107.6 | 103.9 | : | : | 0.0 | -3.4 |
| P | | | | - | - | - | - | - | - | - | - | - | - | - | - |
| USA | | | | - | - | - | - | - | - | - | - | - | - | - | - |
| J | | | | - | - | - | - | - | - | - | - | - | - | - | - |

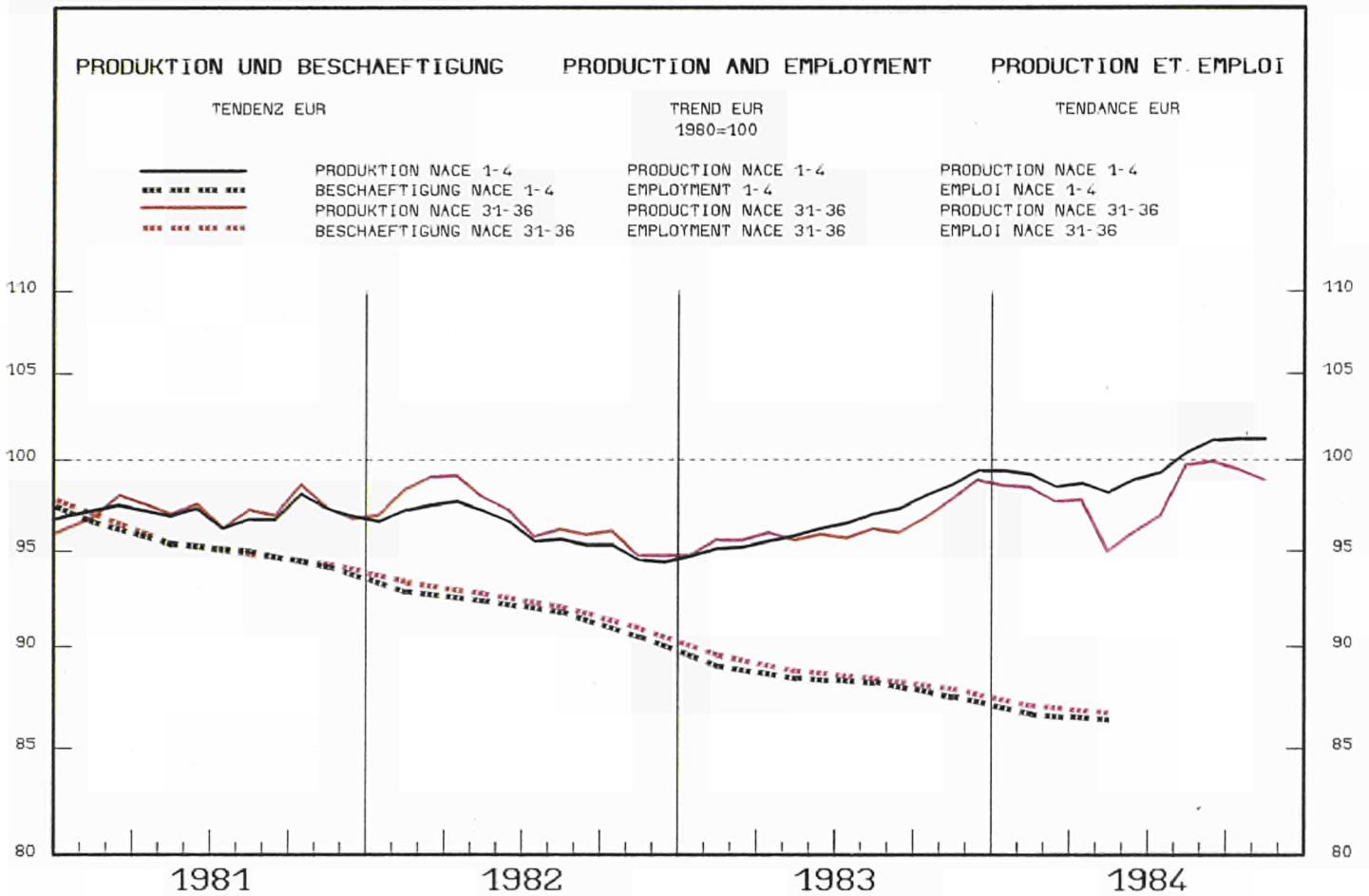
| | 1981 | 1982 | 1983 | 1982 | 1983 | 1984 | | | | | | 1983 | 1984 | | |
|--|----------------|------|------|------|------|------|------|-----|----|-----|------|------|------|-----|------|
| | | | | IV. | I. | II. | III. | IV. | I. | II. | III. | IV. | I. | II. | III. |
| | SB - ADJ - CVS | | | | | | | | | | | | | | |

| AUSFUHR | EXPORTS | | | | | | | | | | | EXPORTATIONS | | |
|---------|---------|-------|-------|-------|-------|-------|-------|-------|-------|-------|--|--------------|-------|-------|
| EUR10 | 113.1 | 118.2 | 135.2 | 122.1 | 116.8 | 128.3 | 145.2 | 150.5 | 157.9 | 161.8 | | 150.7 | 162.2 | 162.1 |
| D | 113.6 | 123.8 | 143.1 | 126.5 | 127.7 | 132.2 | 148.3 | 164.1 | 172.6 | 168.8 | | 164.5 | 170.0 | 170.7 |
| F | 114.3 | 102.3 | 115.7 | 105.9 | 103.8 | 112.8 | 116.6 | 129.4 | 133.9 | 139.5 | | 127.1 | 132.5 | 133.3 |
| I | 117.0 | 119.1 | 144.2 | 119.9 | 125.4 | 134.4 | 144.7 | 172.2 | 173.3 | 166.6 | | 164.3 | 178.4 | 165.5 |
| NL | 113.4 | 123.2 | 139.5 | 124.2 | 125.1 | 126.5 | 158.0 | 148.5 | 172.9 | 171.8 | | 150.6 | 169.1 | 174.8 |
| UEBL | 109.6 | 119.3 | 131.4 | 123.7 | 117.1 | 111.6 | 148.2 | 148.9 | 161.2 | 149.8 | | 146.9 | 160.6 | 152.3 |
| UK | 116.3 | 123.2 | 131.6 | 122.3 | 115.3 | 134.2 | 129.6 | 147.2 | 148.7 | 154.6 | | 145.9 | 151.6 | 147.6 |
| IRL | 126.0 | 163.4 | 190.0 | 144.5 | 161.6 | 178.9 | 232.2 | 187.2 | 252.4 | 249.4 | | 200.0 | 257.7 | 255.5 |
| DK | 126.0 | 147.1 | 173.9 | 148.8 | 167.2 | 171.2 | 168.2 | 189.0 | 206.4 | 199.0 | | 190.7 | 199.6 | 197.6 |
| GR | 58.1 | 72.2 | 76.0 | 74.7 | 68.1 | 74.1 | 75.7 | 86.3 | 79.8 | 93.5 | | 81.5 | 84.1 | 92.5 |

| EINFUHR | IMPORTS | | | | | | | | | | | IMPORTATIONS | | |
|---------|---------|-------|-------|-------|-------|-------|-------|-------|-------|-------|--|--------------|-------|-------|
| EUR10 | 116.8 | 132.4 | 147.1 | 130.4 | 137.1 | 140.6 | 154.3 | 156.5 | 178.3 | 181.7 | | 160.5 | 176.5 | 180.9 |
| D | 114.0 | 127.3 | 145.4 | 125.7 | 129.0 | 135.6 | 161.6 | 155.5 | 168.9 | 168.5 | | 158.4 | 169.0 | 167.0 |
| F | 110.7 | 125.8 | 135.8 | 130.7 | 138.8 | 125.3 | 133.8 | 145.2 | 165.7 | 162.9 | | 143.8 | 155.9 | 161.1 |
| I | 109.4 | 122.0 | 141.0 | 124.1 | 128.4 | 138.5 | 146.3 | 150.6 | 166.5 | 172.6 | | 148.7 | 164.4 | 170.2 |
| NL | 114.2 | 123.7 | 138.6 | 130.6 | 130.2 | 131.1 | 146.0 | 147.2 | 170.6 | 178.9 | | 146.5 | 167.8 | 177.6 |
| UEBL | 110.5 | 124.2 | 138.9 | 133.3 | 120.5 | 144.3 | 142.1 | 148.5 | 173.8 | 167.9 | | 149.4 | 169.2 | 163.6 |
| UK | 126.4 | 144.1 | 164.9 | 137.3 | 142.9 | 147.7 | 192.0 | 176.8 | 207.2 | 198.4 | | 182.0 | 206.8 | 199.5 |
| IRL | 121.6 | 130.9 | 143.6 | 120.6 | 147.5 | 139.8 | 143.4 | 143.8 | 186.5 | 162.8 | | 152.5 | 170.5 | 159.8 |
| DK | 112.4 | 125.2 | 145.3 | 128.0 | 127.6 | 141.6 | 158.2 | 153.6 | 172.7 | 191.2 | | 154.9 | 177.3 | 185.3 |
| GR | 117.6 | 122.5 | 139.7 | 132.1 | 127.6 | 132.0 | 143.0 | 156.2 | 158.6 | 174.5 | | 149.5 | 165.8 | 176.0 |

| LOEHNE UND GEAELTER | WAGES AND SALARIES | | | | | | | | | | | SALAIRES ET TRAITEMENTS | | |
|---------------------|--------------------|-------|-------|-------|-------|-------|-------|-------|-------|-------|-------|-------------------------|-------|-------|
| EUR10 | - | - | - | - | - | - | - | - | - | - | - | - | - | - |
| D | - | - | - | - | - | - | - | - | - | - | - | - | - | - |
| F | 110.6 | 122.1 | 130.1 | 124.2 | 126.4 | 130.2 | 131.7 | 132.3 | 134.7 | 137.8 | : | 132.6 | 135.1 | 136.7 |
| I | - | - | - | - | - | - | - | - | - | - | : | - | - | - |
| NL | - | - | - | - | - | - | - | - | - | - | : | - | - | - |
| B | - | - | - | - | - | - | - | - | - | - | : | - | - | - |
| L | 104.2 | 110.4 | 115.3 | 128.0 | 104.4 | 107.5 | 110.5 | 138.7 | 115.7 | 128.4 | : | 120.8 | 122.9 | 132.3 |
| UK | 111.4 | 116.2 | : | 114.2 | 120.1 | : | : | : | : | : | : | : | : | : |
| IRL | - | - | - | - | - | - | - | - | - | - | : | - | - | - |
| DK | 106.9 | 119.8 | 127.5 | 126.6 | 122.9 | 132.8 | 121.2 | 133.0 | 138.7 | 149.8 | 139.1 | 130.1 | 139.1 | 144.2 |
| GR | - | - | - | - | - | - | - | - | - | - | - | - | - | - |

| ABHAENIG BESCHAEFTIGTE | NUMBER OF EMPLOYEES | | | | | | | | | | | NOMBRE DE SALARIES | | |
|------------------------|---------------------|------|------|------|------|------|------|-------|-------|-------|-------|--------------------|---|---|
| EUR10 | - | - | - | - | - | - | - | - | - | - | - | - | - | - |
| D | - | - | - | - | - | - | - | - | - | - | - | - | - | - |
| F | 97.5 | 96.3 | 94.5 | 95.3 | 94.7 | 95.1 | 94.3 | 93.8 | 94.1 | 94.9 | : | - | - | - |
| I | - | - | - | - | - | - | - | - | - | - | : | - | - | - |
| NL | - | - | - | - | - | - | - | - | - | - | : | - | - | - |
| B | - | - | - | - | - | - | - | - | - | - | : | - | - | - |
| L | 96.8 | 96.0 | 95.8 | 94.8 | 93.3 | 91.5 | 97.9 | 100.5 | 100.3 | 109.5 | : | - | - | - |
| UK | 93.3 | 89.4 | 85.5 | 87.9 | 86.1 | 85.3 | 85.8 | 85.0 | 84.2 | 84.7 | 85.5 | - | - | - |
| IRL | - | - | - | - | - | - | - | - | - | - | - | - | - | - |
| DK | 96.1 | 98.1 | 95.9 | 98.4 | 95.1 | 95.8 | 96.2 | 96.3 | 96.7 | 98.9 | 100.2 | - | - | - |
| GR | - | - | - | - | - | - | - | - | - | - | - | - | - | - |



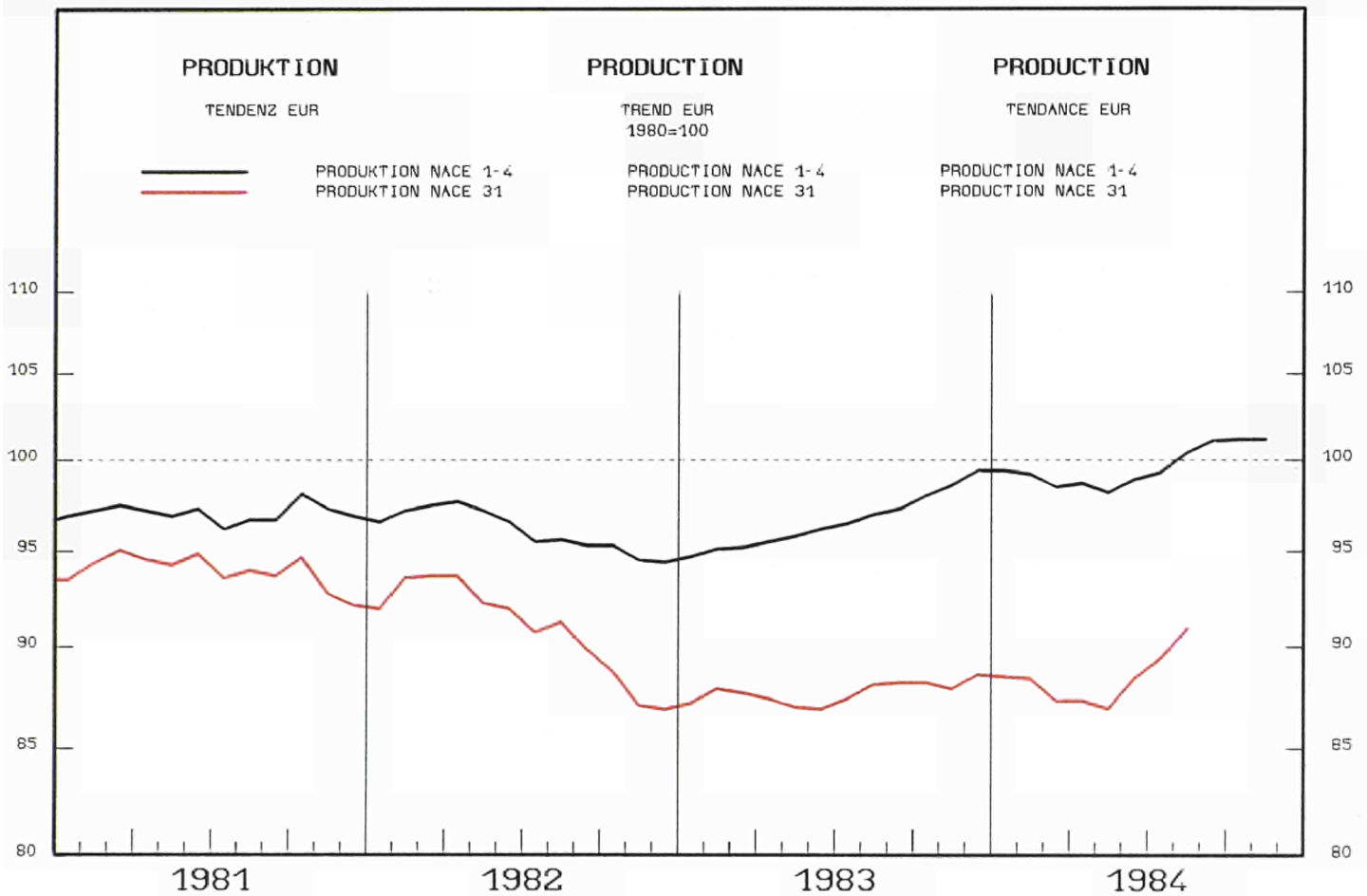
| 1982 | 1983 | 1984 | 1983 | | 1984 | | 1984 | | | 1985 | | %A | %B |
|------|------|------|------|----|------|----|------|----|----|------|----|----|----|
| | | | 11 | 12 | 01 | 07 | 08 | 09 | 10 | 11 | 12 | 01 | |

| PRODUKTIONSINDIZES PRO ARBEITSTAG | | | | INDICES OF PRODUCTION PER WORKING DAY | | | | | | | | INDICES DE PRODUCTION PAR JOUR OUVRABLE | | | |
|--------------------------------------|-------|-------|-------|--|-------|-------|-------|-------|-------|-------|-------|--|-------|-------|-------|
| EUR10 | 96.9 | 96.8 | 97.6 | 107.1 | 104.4 | 92.5 | 89.3 | 68.6 | 105.5 | 104.6 | 107.1 | 102.0 | : | 1.2 | -2.3 |
| D | 98.9 | 98.5 | 101.8 | 108.5 | 110.7 | 91.2 | 91.3 | 86.3 | 108.8 | 116.3 | 118.4 | 114.4 | 101.2 | 3.6 | 11.0 |
| F | 99.5 | 98.7 | 94.0 | 111.5 | 116.7 | 92.6 | 81.7 | 61.4 | 100.5 | 91.7 | 96.2 | 103.0 | : | -4.7 | -11.7 |
| I | 92.1 | 91.6 | 92.4 | 104.4 | 89.3 | 92.4 | 99.3 | 30.8 | 100.8 | 100.6 | 98.7 | 86.0 | : | 0.9 | -3.7 |
| NL | 100.1 | 95.8 | : | 101.0 | 118.0 | 91.0 | 86.0 | 91.0 | 112.0 | : | : | : | : | 4.9 | : |
| B | 98.5 | 101.4 | 103.1 | 111.3 | 96.4 | 101.4 | 76.8 | 97.2 | 119.8 | 111.4 | 112.7 | 103.8 | : | 1.7 | 7.7 |
| L | 94.3 | 101.9 | : | 123.0 | 111.3 | 111.9 | 145.2 | : | : | : | : | : | : | 31.8 | : |
| UK | 92.9 | 94.6 | 97.9 | 101.5 | 91.6 | 92.7 | 90.9 | 87.4 | 103.9 | 101.1 | 105.0 | 93.1 | 94.5 | 3.4 | 1.9 |
| IRL | 112.9 | 130.6 | : | 147.4 | 151.6 | 129.6 | 150.2 | 129.5 | 190.9 | 177.6 | 194.7 | : | : | 29.1 | 32.1 |
| DK | 101.4 | 102.2 | 113.8 | 112.1 | 116.0 | 99.7 | 66.7 | 118.1 | 122.3 | 123.8 | 132.8 | 129.8 | : | 11.3 | 11.9 |
| GR | 93.3 | 86.8 | 83.3 | 91.2 | 91.9 | 84.3 | 76.0 | 57.2 | 91.0 | 88.2 | 90.8 | 88.1 | : | -4.0 | -4.1 |
| E | 89.6 | 92.5 | : | 106.6 | 93.8 | 87.7 | 95.6 | 29.1 | 97.8 | 106.0 | 104.4 | : | : | -1.8 | -2.0 |
| P | 115.1 | 106.6 | : | 104.4 | 109.5 | 86.1 | 90.4 | : | : | : | : | : | : | -17.9 | : |
| USA | 92.0 | 98.3 | : | 106.6 | 105.1 | 108.0 | 114.6 | 117.1 | 120.6 | 120.9 | : | : | : | 19.3 | 12.9 |
| J | 108.1 | 114.3 | : | 122.3 | 124.4 | 111.3 | : | : | : | : | : | : | : | 7.1 | : |

| SAISONBEREINIGT | | | | SEASONALLY ADJUSTED | | | | | | | | DESAISONNALISE | | | |
|-----------------|--|--|--|---------------------|-------|-------|-------|-------|-------|-------|-------|----------------|-------|-------|------|
| EUR10 | | | | 98.3 | 99.2 | 98.3 | 99.0 | 100.2 | 99.0 | 99.7 | 98.8 | 97.4 | : | -0.8 | -1.4 |
| D | | | | 100.7 | 103.6 | 102.6 | 102.5 | 104.3 | 101.9 | 110.0 | 109.6 | 106.8 | 111.9 | 3.8 | 4.8 |
| F | | | | 101.8 | 97.2 | 96.8 | 98.6 | 99.1 | 92.9 | 89.5 | 87.2 | 84.6 | : | -10.1 | -3.0 |
| I | | | | 93.5 | 95.2 | 90.1 | 93.4 | 93.7 | 93.4 | 93.8 | 89.4 | 93.5 | : | -1.3 | 4.6 |
| NL | | | | 97.4 | 98.0 | 102.2 | 102.3 | 104.4 | 109.7 | : | : | : | : | : | : |
| B | | | | 103.8 | 101.9 | 100.1 | 103.7 | 100.7 | 112.6 | 105.7 | 104.8 | 109.0 | : | 0.8 | 4.0 |
| L | | | | 116.7 | 98.2 | 119.9 | 139.5 | : | : | : | : | : | : | : | : |
| UK | | | | 95.5 | 97.3 | 96.6 | 98.4 | 100.1 | 99.9 | 98.1 | 98.5 | 99.0 | 99.5 | -0.4 | 0.5 |
| IRL | | | | 139.1 | 149.3 | 143.3 | 167.9 | 168.5 | 175.2 | 182.5 | 184.9 | : | : | 5.5 | 1.3 |
| DK | | | | 105.6 | 104.4 | 108.1 | 110.0 | 118.5 | 112.5 | 120.3 | 125.4 | 120.0 | : | 7.3 | -4.3 |
| GR | | | | 84.2 | 82.2 | 91.4 | 85.5 | 83.3 | 86.1 | 86.7 | 83.4 | 79.8 | : | -2.0 | -4.3 |
| E | | | | 92.4 | 90.8 | 90.7 | 85.3 | 94.3 | 90.3 | 93.7 | 91.3 | : | : | 3.7 | -2.5 |
| P | | | | 94.7 | 99.1 | 88.0 | 85.9 | : | : | : | : | : | : | : | : |
| USA | | | | 105.9 | 107.3 | 110.2 | 118.4 | 119.0 | 118.2 | 118.3 | : | : | : | : | 0.1 |
| J | | | | 122.2 | 124.6 | 125.7 | : | : | : | : | : | : | : | : | : |

1980 = 100

| | 1981 | 1982 | 1983 | 1982 | 1983 | 1984 | | | | | 1983 | 1984 | | | |
|----------------------------|---------------------|-------|-------|-------|-------|-------|-------|-------|-------|-------|---------------------------------|-------|-------|-------|-------|
| | | | | IV. | I. | II. | III. | IV. | I. | II. | III. | IV. | I. | II. | III. |
| SB - ADJ - CVS | | | | | | | | | | | | | | | |
| UMSATZ | TURNOVER | | | | | | | | | | CHIFFRE D'AFFAIRES | | | | |
| EUR10 | 105.6 | 114.6 | 121.5 | 126.4 | 115.8 | 122.0 | 112.0 | 136.4 | : | : | : | 125.9 | : | : | : |
| D | 103.6 | 108.7 | 111.7 | 116.2 | 105.1 | 111.8 | 105.0 | 124.8 | 113.0 | 106.2 | 117.2 | 115.5 | 117.0 | 107.6 | 120.7 |
| F | 110.4 | 125.1 | 135.5 | 147.3 | 126.7 | 137.9 | 121.0 | 156.4 | 136.0 | 145.5 | 131.0 | 141.5 | 138.9 | 141.2 | 146.1 |
| I | 115.4 | 126.8 | 138.4 | 143.6 | 128.9 | 143.7 | 118.0 | 163.0 | : | : | : | 149.0 | : | : | : |
| NL | 104.2 | 106.5 | 105.3 | 118.6 | 98.1 | 102.7 | 95.6 | 124.0 | : | : | : | 109.1 | : | : | : |
| B | 105.0 | 118.5 | 130.9 | 134.0 | 130.4 | 135.6 | 117.6 | 139.9 | 136.6 | 131.2 | 113.9 | 131.5 | 134.3 | 125.5 | 131.5 |
| L | 95.1 | 99.0 | 112.7 | 107.7 | 100.8 | 104.4 | 112.7 | 133.0 | : | : | : | 125.2 | : | : | : |
| UK | 98.3 | 106.9 | 114.5 | 110.8 | 115.6 | 109.5 | 113.0 | 119.9 | 128.8 | 122.5 | 122.7 | 117.8 | 123.9 | 124.6 | 127.5 |
| IRL | 131.0 | 149.1 | 185.0 | 163.6 | 168.5 | 180.4 | 171.9 | 219.1 | 222.2 | 252.7 | : | 208.7 | 223.3 | 247.2 | : |
| DK | 109.8 | 128.0 | 144.7 | 146.6 | 140.2 | 153.3 | 126.2 | 159.3 | 165.9 | 163.6 | 151.3 | 145.4 | 165.1 | 159.5 | 168.3 |
| GR | - | - | - | - | - | - | - | - | - | - | - | - | - | - | - |
| AUFTRAGSEINGAENGE - GESAMT | NEW ORDERS - TOTAL | | | | | | | | | | ENTREES DE COMMANDES - ENSEMBLE | | | | |
| EUR10 | - | - | - | - | - | - | - | - | - | - | - | - | - | - | - |
| D | - | - | - | - | - | - | - | - | - | - | - | - | - | - | - |
| F | - | - | - | - | - | - | - | - | - | - | - | - | - | - | - |
| I | - | - | - | - | - | - | - | - | - | - | - | - | - | - | - |
| NL | 108.4 | 102.1 | : | 112.5 | 91.9 | 93.5 | 91.1 | : | : | : | : | : | : | : | : |
| B | 100.0 | 111.5 | 122.0 | 117.2 | 127.6 | 117.9 | 112.8 | 129.8 | 134.1 | 121.2 | 116.4 | 127.6 | 127.0 | 117.9 | 128.7 |
| L | 103.2 | 110.2 | 117.8 | 118.0 | 107.3 | 120.5 | 111.6 | 131.9 | : | : | : | 127.4 | : | : | : |
| UK | - | - | - | - | - | - | - | - | - | - | - | - | - | - | - |
| IRL | - | - | - | - | - | - | - | - | - | - | - | - | - | - | - |
| DK | 114.7 | 121.0 | 141.5 | 131.7 | 127.7 | 142.3 | 130.7 | 165.3 | 181.0 | 167.0 | 145.0 | 156.5 | 176.7 | 170.2 | 158.6 |
| GR | - | - | - | - | - | - | - | - | - | - | - | - | - | - | - |
| AUSFUHR | EXPORTS | | | | | | | | | | EXPORTATIONS | | | | |
| EUR10 | 119.7 | 131.3 | 135.3 | 138.7 | 117.1 | 123.9 | 132.3 | 159.4 | 145.2 | 141.9 | : | 146.5 | 153.7 | 146.2 | : |
| D | 114.4 | 135.7 | 140.0 | 141.8 | 126.2 | 130.6 | 133.6 | 158.4 | 151.4 | 140.2 | : | 148.3 | 154.4 | 142.0 | : |
| F | 113.8 | 121.6 | 131.0 | 132.5 | 121.2 | 130.0 | 121.5 | 149.2 | 144.9 | 151.0 | : | 140.1 | 145.7 | 147.1 | : |
| I | 120.8 | 128.5 | 143.6 | 133.7 | 123.5 | 135.1 | 136.7 | 179.3 | 151.0 | 147.8 | : | 163.7 | 163.4 | 146.0 | : |
| NL | 109.7 | 124.2 | 132.4 | 132.9 | 119.2 | 123.1 | 123.8 | 163.6 | 142.3 | 146.7 | : | 150.8 | 148.3 | 146.0 | : |
| UEBL | 107.7 | 118.3 | 128.7 | 130.9 | 122.0 | 128.3 | 115.9 | 147.7 | 138.5 | 134.5 | : | 138.5 | 139.3 | 129.7 | : |
| UK | 112.4 | 120.4 | 115.4 | 123.6 | 99.0 | 110.3 | 117.7 | 138.8 | 130.0 | 131.8 | : | 124.5 | 136.4 | 134.0 | : |
| IRL | 133.4 | 173.9 | 216.6 | 196.8 | 179.2 | 212.2 | 292.4 | 272.7 | 260.5 | 296.5 | : | 259.0 | 270.9 | 290.3 | : |
| DK | 121.1 | 128.9 | 147.2 | 134.7 | 138.3 | 135.4 | 125.1 | 190.1 | 158.4 | 153.1 | : | 173.8 | 158.8 | 153.6 | : |
| GR | 157.2 | 150.7 | 165.3 | 143.6 | 122.0 | 117.0 | 117.0 | 305.2 | 128.2 | 164.2 | : | 241.6 | 155.4 | 179.8 | : |
| EINFUHR | IMPORTS | | | | | | | | | | IMPORTATIONS | | | | |
| EUR10 | 118.6 | 128.1 | 145.6 | 137.0 | 127.3 | 141.3 | 151.3 | 162.7 | 164.6 | 171.2 | : | 158.6 | 170.0 | 171.1 | : |
| D | 112.8 | 125.4 | 144.8 | 133.3 | 127.0 | 138.8 | 150.8 | 162.5 | 155.7 | 158.0 | : | 159.2 | 157.4 | 155.8 | : |
| F | 113.8 | 132.6 | 135.9 | 157.9 | 138.2 | 131.9 | 127.1 | 146.5 | 143.7 | 148.7 | : | 136.5 | 142.6 | 145.0 | : |
| I | 110.2 | 114.3 | 111.5 | 114.6 | 93.4 | 112.5 | 118.4 | 121.8 | 130.2 | 134.8 | : | 113.8 | 136.1 | 132.9 | : |
| NL | 102.1 | 112.2 | 129.6 | 125.3 | 115.3 | 123.6 | 132.3 | 147.4 | 154.0 | 145.1 | : | 140.2 | 156.4 | 146.0 | : |
| UEBL | 102.0 | 108.6 | 115.1 | 113.1 | 109.2 | 117.7 | 111.3 | 122.2 | 129.2 | 124.9 | : | 119.2 | 129.0 | 121.2 | : |
| UK | 118.1 | 141.0 | 164.5 | 139.8 | 142.8 | 166.1 | 175.4 | 173.7 | 185.9 | 192.6 | : | 177.2 | 192.3 | 184.3 | : |
| IRL | 118.1 | 122.1 | 130.9 | 115.7 | 125.7 | 125.5 | 129.4 | 143.2 | 157.5 | 159.5 | : | 145.7 | 155.5 | 155.8 | : |
| DK | 111.6 | 126.0 | 142.7 | 138.3 | 139.0 | 125.3 | 154.6 | 168.8 | 164.5 | 159.4 | : | 150.4 | 167.9 | 162.8 | : |
| GR | 83.3 | 96.0 | 98.9 | 106.2 | 82.4 | 99.7 | 89.5 | 123.9 | 88.8 | 107.9 | : | 110.7 | 100.7 | 109.4 | : |
| LOEHNE UND GEHALTER | WAGES AND SALARIES | | | | | | | | | | SALAIRES ET TRAITEMENTS | | | | |
| EUR10 | 104.1 | 110.0 | : | 117.6 | 106.6 | : | : | : | : | : | : | : | : | : | : |
| D | 103.6 | 105.2 | 105.1 | 111.9 | 94.6 | 104.7 | 106.5 | 114.8 | 102.7 | 100.2 | 108.6 | 106.8 | 110.3 | 101.5 | 107.3 |
| F | 109.1 | 120.1 | 127.9 | 122.9 | 125.3 | 128.0 | 128.2 | 130.0 | 130.6 | 132.2 | : | 130.4 | 130.9 | 131.2 | : |
| I | 124.7 | 140.8 | 163.5 | 171.9 | 136.0 | 155.9 | 163.6 | 198.6 | 165.8 | 176.7 | 177.5 | 177.6 | 181.7 | 181.1 | 182.1 |
| NL | - | - | - | - | - | - | - | - | - | - | - | - | - | - | - |
| UEBL | 101.1 | 106.3 | 110.5 | 122.4 | 107.5 | 113.5 | 97.2 | 123.9 | 112.5 | 114.6 | 105.2 | 109.5 | 114.5 | 113.5 | 118.2 |
| B | 108.6 | 116.6 | 124.7 | 129.1 | 111.3 | 123.6 | 121.7 | 142.3 | 130.7 | 143.1 | : | 133.3 | 138.1 | 140.1 | : |
| UK | 91.2 | 95.5 | : | 98.0 | 97.3 | : | : | : | : | : | : | : | : | : | : |
| IRL | - | - | - | - | - | - | - | - | - | - | - | - | - | - | - |
| DK | 105.2 | 116.0 | 124.9 | 119.2 | 125.9 | 131.1 | 114.8 | 127.9 | 133.4 | 139.5 | 126.0 | 127.2 | 129.7 | 132.6 | 135.5 |
| GR | 132.7 | 162.0 | 137.8 | 171.9 | 132.9 | 137.5 | 134.7 | 146.1 | 154.2 | 167.3 | : | 142.4 | 155.9 | 163.0 | : |
| ABHAENIG BESCHAEFFTIGTE | NUMBER OF EMPLOYEES | | | | | | | | | | NOMBRE DE SALARIES | | | | |
| EUR10 | 95.2 | 92.0 | 88.4 | 90.7 | 89.3 | 88.5 | 88.1 | 87.6 | 86.8 | 86.4 | : | : | : | : | : |
| D | 98.3 | 95.8 | 92.3 | 94.7 | 93.0 | 92.0 | 92.2 | 92.0 | 91.2 | 91.0 | 92.1 | : | : | : | : |
| F | 96.2 | 94.7 | 91.8 | 93.8 | 92.8 | 92.4 | 91.4 | 90.8 | 89.8 | 89.5 | : | : | : | : | : |
| I | 96.1 | 91.4 | 86.3 | 89.3 | 88.3 | 86.9 | 85.7 | 84.3 | 82.9 | 81.6 | 79.6 | : | : | : | : |
| NL | 97.4 | 93.2 | 87.4 | 91.2 | 89.6 | 88.3 | 86.5 | 85.1 | : | : | : | : | : | : | : |
| B | 95.0 | 90.0 | 87.3 | 89.3 | 88.0 | 87.9 | 85.7 | 85.4 | 85.6 | 81.0 | 85.1 | : | : | : | : |
| L | 101.3 | 99.7 | 98.7 | 99.9 | 98.7 | 98.0 | 99.4 | 98.7 | 99.5 | 100.8 | : | : | : | : | : |
| UK | 90.0 | 86.0 | 82.3 | 84.3 | 82.9 | 82.4 | 82.2 | 81.9 | 81.2 | 81.3 | 81.5 | : | : | : | : |
| IRL | 100.2 | 99.2 | 93.2 | 97.7 | 95.7 | 92.9 | 92.0 | 92.0 | 92.7 | 92.0 | : | : | : | : | : |
| DK | 95.0 | 94.2 | 93.2 | 93.8 | 93.6 | 93.2 | 92.9 | 93.1 | 93.8 | 96.1 | 97.7 | : | : | : | : |
| GR | 103.5 | 101.2 | 83.6 | 99.3 | 84.7 | 83.9 | 82.9 | 82.8 | 83.6 | 82.4 | : | : | : | : | : |



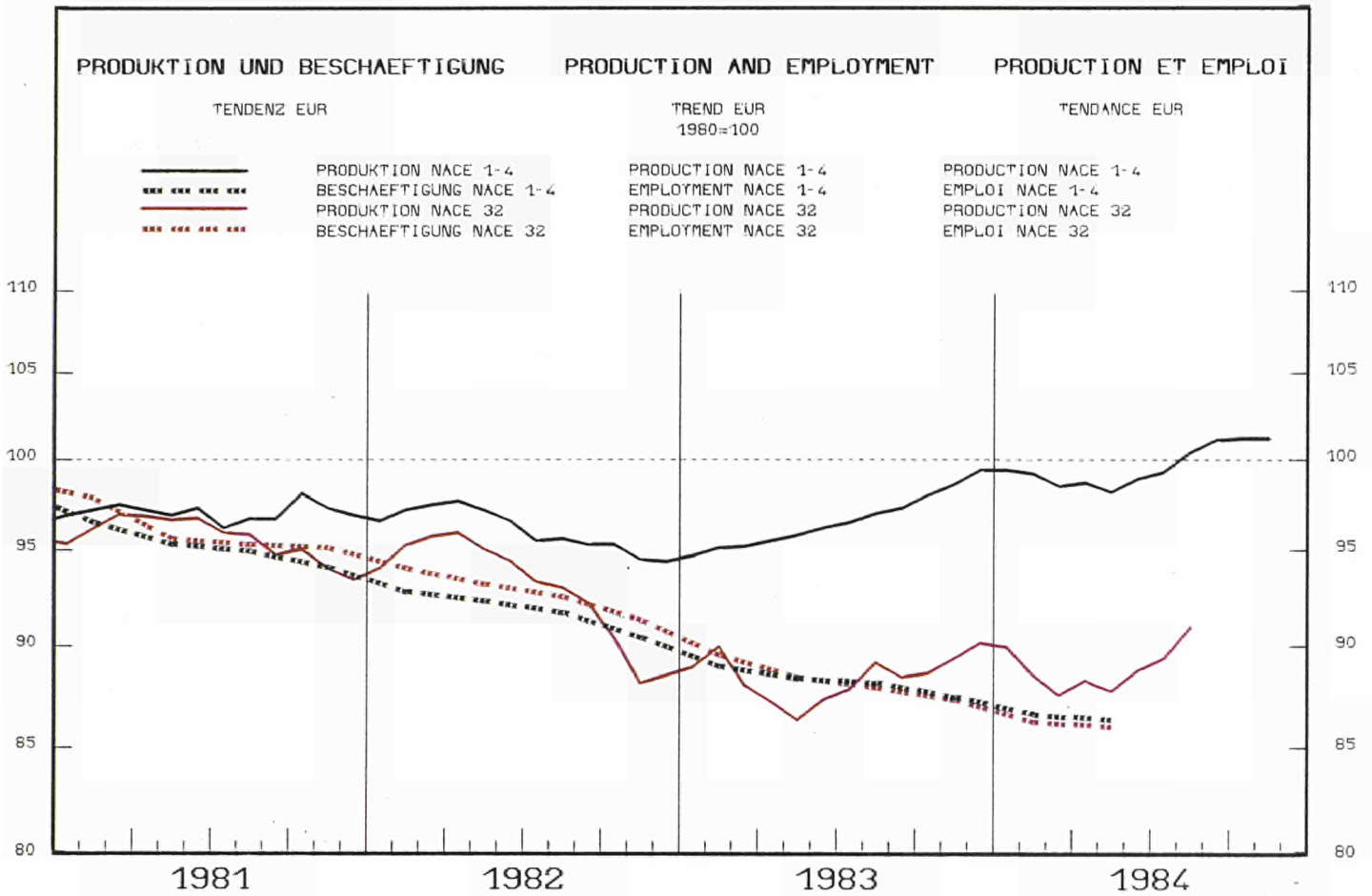
| 1982 | 1983 | 1984 | 1983 | 1984 | 1984 | 1985 | %A | %B | | | | | | |
|------|------|------|------|------|------|------|----|----|----|----|----|----|--|--|
| | | | 11 | 12 | 01 | 07 | 08 | 09 | 10 | 11 | 12 | 01 | | |

| PRODUKTIONSINDIZES PRO ARBEITSTAG | | | INDICES OF PRODUCTION PER WORKING DAY | | | | | | | INDICES DE PRODUCTION PAR JOUR OUVRABLE | | | | | |
|--------------------------------------|-------|-------|--|-------|-------|-------|-------|-------|-------|--|-------|-------|------|-------|------|
| EUR10 | 91.4 | 88.8 | : | 95.9 | 87.6 | 88.8 | 81.9 | 64.1 | 91.0 | : | : | : | : | : | 0.8 |
| D | 91.2 | 89.3 | 90.3 | 99.6 | 91.0 | 85.2 | 78.3 | 78.5 | 94.4 | 103.6 | 98.8 | 94.6 | 90.5 | 1.1 | 6.3 |
| F | 94.4 | 91.6 | : | 95.3 | 95.3 | 93.5 | 81.1 | 81.1 | 81.1 | : | : | : | : | -1.5 | : |
| I | 86.3 | 79.6 | 77.4 | 86.8 | 70.8 | 81.1 | 83.7 | 21.9 | 86.4 | 82.8 | 83.1 | 66.4 | : | -2.7 | -6.2 |
| NL | 93.3 | 83.2 | : | 81.0 | 106.0 | 79.0 | : | : | : | : | : | : | : | -1.1 | : |
| B | 93.9 | 94.8 | 98.2 | 103.6 | 87.9 | 92.3 | 72.4 | 94.9 | 111.3 | 109.3 | 106.7 | 99.8 | : | 3.6 | 13.5 |
| L | 100.9 | 146.5 | : | 176.9 | 196.9 | 170.4 | 265.1 | : | : | : | : | : | : | 64.8 | : |
| UK | 92.6 | 94.8 | 100.9 | 103.3 | 86.1 | 99.9 | 93.2 | 86.6 | 102.8 | 107.7 | 109.2 | 87.8 | 99.7 | 6.0 | -0.2 |
| IRL | 75.6 | 70.2 | : | 75.6 | 68.4 | 71.3 | 73.4 | 52.2 | 77.2 | 72.8 | 76.7 | : | : | 2.1 | 1.5 |
| DK | 95.0 | 96.2 | 118.6 | 108.1 | 95.1 | 100.1 | 57.0 | 128.1 | 139.1 | 145.1 | 143.1 | 132.1 | : | 23.3 | 38.9 |
| GR | 90.7 | 87.5 | 96.7 | 87.3 | 85.8 | 86.8 | 94.0 | 84.9 | 106.8 | 111.7 | 102.6 | 90.9 | : | 10.6 | 6.0 |
| E | 92.9 | 91.1 | : | 105.1 | 95.7 | 93.9 | : | : | : | : | : | : | : | -0.2 | : |
| P | 99.7 | 92.4 | : | 92.7 | 78.4 | 80.4 | 73.5 | : | : | : | : | : | : | -11.3 | : |
| USA | 85.6 | 89.6 | : | 96.7 | 95.5 | 95.2 | 102.1 | 104.8 | 106.2 | 105.2 | : | : | : | 16.5 | 10.2 |
| J | 99.0 | 94.1 | : | 98.2 | 97.7 | 83.3 | : | : | : | : | : | : | : | -4.3 | : |

| SAISONBEREINIGT | | | SEASONALLY ADJUSTED | | | | | | | DESAISONNALISE | | | | | |
|-----------------|-------|-------|---------------------|-------|-------|-------|-------|-------|-------|----------------|------|------|---|---|---|
| EUR10 | 88.2 | 88.2 | : | 88.2 | 88.2 | 89.4 | 90.7 | 90.7 | 91.5 | : | : | : | : | : | : |
| D | 92.4 | 90.1 | 93.3 | 89.6 | 92.3 | 88.9 | 97.6 | 91.4 | 93.4 | 97.7 | 1.3 | 4.5 | | | |
| F | 89.4 | 89.4 | 88.9 | 95.3 | 95.3 | 95.3 | : | : | : | : | : | : | | | |
| I | 76.2 | 75.6 | 74.8 | 76.2 | 76.6 | 78.4 | 75.2 | 73.7 | 73.6 | : | -3.8 | -0.1 | | | |
| NL | 80.2 | 87.2 | 93.5 | : | : | : | : | : | : | : | : | : | | | |
| B | 97.0 | 93.6 | 92.9 | 97.5 | 94.4 | 103.5 | 103.0 | 99.8 | 105.4 | : | 4.3 | 5.5 | | | |
| L | 165.0 | 186.9 | 192.5 | 268.5 | : | : | : | : | : | : | : | : | | | |
| UK | 98.2 | 96.3 | 98.8 | 102.0 | 102.2 | 102.6 | 100.5 | 100.7 | 100.6 | 98.8 | -1.7 | -1.8 | | | |
| IRL | 68.3 | 73.8 | 77.2 | 74.5 | 72.0 | 71.8 | 69.3 | 70.5 | : | : | -1.0 | 1.7 | | | |
| DK | 100.7 | 97.2 | 105.3 | 102.6 | 119.1 | 125.6 | 135.9 | 133.8 | 136.1 | : | 16.8 | 1.8 | | | |
| GR | 84.1 | 84.0 | 92.4 | 97.9 | 103.7 | 97.5 | 110.6 | 100.6 | 92.3 | : | 1.5 | -8.2 | | | |
| E | 93.6 | 96.4 | 96.8 | : | : | : | : | : | : | : | : | : | | | |
| P | - | - | - | - | - | - | - | - | - | - | - | - | | | |
| USA | - | - | - | - | - | - | - | - | - | - | - | - | | | |
| J | - | - | - | - | - | - | - | - | - | - | - | - | | | |

1980 = 100

| | 1981 | | | 1982 | | | | | 1983 | | | 1984 | | | |
|-----------------------------------|-------|-------|-------|----------------------------|-------|-------|-------|-------|-------|-------|-------|--|-------|-------|-------|
| | 1981 | 1982 | 1983 | IV. | I. | II. | III. | IV. | I. | II. | III. | IV. | I. | II. | III. |
| SB - ADJ - CVS | | | | | | | | | | | | | | | |
| UMSATZ | | | | TURNOVER | | | | | | | | CHIFFRE D'AFFAIRES | | | |
| EUR10 | 101.1 | 107.0 | 109.3 | 112.9 | 107.6 | 110.9 | 102.7 | 116.1 | 117.5 | 115.2 | 112.3 | 110.6 | 116.6 | 114.3 | 118.9 |
| D | 100.3 | 101.4 | 100.9 | 105.5 | 94.0 | 102.7 | 98.0 | 109.0 | 103.8 | 101.7 | 105.1 | 102.8 | 107.6 | 103.6 | 106.0 |
| F | 105.9 | 119.1 | 122.9 | 128.7 | 125.9 | 126.3 | 109.9 | 129.7 | 131.3 | 128.4 | 118.1 | 123.5 | 126.8 | 123.5 | 132.6 |
| I | - | - | - | - | - | - | - | - | - | - | - | - | - | - | - |
| NL | 98.0 | 100.4 | 95.3 | 109.5 | 92.4 | 98.3 | 88.6 | 102.0 | 97.7 | 98.4 | 98.4 | 93.2 | 103.0 | 101.3 | 105.3 |
| B | 103.6 | 108.5 | 105.2 | 136.0 | 101.7 | 106.5 | 98.0 | 114.8 | 97.7 | 102.4 | 98.4 | 103.0 | 103.6 | 101.3 | 105.3 |
| L | 100.6 | 107.8 | 123.7 | 101.8 | 122.7 | 123.2 | 109.7 | 139.2 | 114.7 | 122.8 | 117.8 | 137.0 | 114.1 | 119.6 | 122.7 |
| UK | 97.4 | 103.6 | 110.9 | 104.2 | 113.3 | 109.5 | 105.9 | 114.7 | 126.0 | 122.8 | 117.8 | 114.1 | 119.6 | 122.7 | 125.1 |
| IRL | 103.3 | 105.8 | 104.1 | 108.5 | 103.0 | 107.4 | 95.9 | 110.4 | 111.7 | 111.7 | 111.7 | 107.4 | 109.7 | 109.7 | 109.7 |
| DK | 102.9 | 116.5 | 125.8 | 122.7 | 124.4 | 131.0 | 111.7 | 136.0 | 154.9 | 153.0 | 151.3 | 130.8 | 150.9 | 149.6 | 161.8 |
| GR | - | - | - | - | - | - | - | - | - | - | - | - | - | - | - |
| AUFTRAGSEINGAENGE - GESAMT | | | | NEW ORDERS - TOTAL | | | | | | | | ENTREES DE COMMANDES - ENSEMBLE | | | |
| EUR10 | - | - | - | - | - | - | - | - | - | - | - | - | - | - | - |
| D | 100.9 | 100.5 | 101.6 | 100.0 | 103.1 | 100.1 | 98.9 | 104.4 | 109.8 | 103.3 | 107.2 | 102.8 | 106.9 | 103.9 | 111.3 |
| F | - | - | - | - | - | - | - | - | - | - | - | - | - | - | - |
| I | - | - | - | - | - | - | - | - | - | - | - | - | - | - | - |
| NL | 103.2 | 96.4 | 92.5 | 106.0 | 85.7 | 91.0 | 86.5 | 106.8 | 97.7 | 98.4 | 98.4 | 94.7 | 96.2 | 89.5 | 95.1 |
| B | 86.7 | 99.0 | 89.0 | 100.3 | 96.2 | 82.6 | 89.6 | 87.5 | 101.9 | 88.0 | 88.2 | 83.7 | 96.2 | 89.5 | 95.1 |
| L | - | - | - | - | - | - | - | - | - | - | - | - | - | - | - |
| UK | 171.1 | 144.8 | - | 152.6 | 122.7 | 112.6 | - | - | - | - | - | - | - | - | - |
| IRL | - | - | - | - | - | - | - | - | - | - | - | - | - | - | - |
| DK | 107.4 | 121.5 | 131.6 | 138.1 | 130.1 | 133.8 | 120.8 | 141.8 | 172.7 | 167.4 | 152.4 | 135.1 | 164.9 | 165.5 | 170.3 |
| GR | - | - | - | - | - | - | - | - | - | - | - | - | - | - | - |
| AUSFUHR | | | | EXPORTS | | | | | | | | EXPORTATIONS | | | |
| EUR10 | 124.3 | 136.3 | 134.0 | 137.3 | 106.8 | 109.3 | 151.1 | 168.7 | 134.2 | 141.7 | - | 154.9 | 147.3 | 152.1 | - |
| D | 111.9 | 130.6 | 131.3 | 137.0 | 119.9 | 119.6 | 123.9 | 161.8 | 131.2 | 135.7 | - | 148.9 | 136.2 | 139.6 | - |
| F | 118.1 | 124.6 | 123.7 | 125.6 | 110.3 | 101.2 | 126.4 | 156.9 | 124.0 | 155.5 | - | 147.6 | 127.8 | 153.6 | - |
| I | 125.6 | 132.2 | 141.3 | 131.4 | 114.4 | 119.7 | 123.8 | 207.3 | 146.8 | 137.6 | - | 181.1 | 159.4 | 142.8 | - |
| NL | 113.0 | 139.1 | 132.5 | 133.9 | 111.4 | 109.6 | 152.3 | 146.9 | 126.0 | 141.3 | - | 145.7 | 135.6 | 132.6 | - |
| UEBL | 106.4 | 112.1 | 117.5 | 119.5 | 97.2 | 99.9 | 113.9 | 159.0 | 129.5 | 135.7 | - | 147.5 | 139.3 | 137.2 | - |
| UK | 105.1 | 112.4 | 102.9 | 109.7 | 78.3 | 86.4 | 126.5 | 120.3 | 111.7 | 114.8 | - | 117.5 | 119.7 | 116.1 | - |
| IRL | 104.4 | 125.1 | 140.9 | 142.1 | 119.4 | 137.5 | 127.3 | 179.2 | 156.2 | 164.2 | - | 167.2 | 162.1 | 161.5 | - |
| DK | 108.4 | 118.9 | 125.0 | 128.1 | 106.2 | 101.2 | 116.7 | 175.7 | 136.1 | 146.0 | - | 157.0 | 143.5 | 153.3 | - |
| GR | 129.7 | 97.6 | 132.5 | 100.2 | 68.9 | 118.8 | 98.0 | 244.1 | 104.6 | 122.6 | - | 179.8 | 134.2 | 134.4 | - |
| EINFUHR | | | | IMPORTS | | | | | | | | IMPORTATIONS | | | |
| EUR10 | 103.8 | 112.0 | 118.3 | 113.2 | 105.2 | 113.4 | 126.9 | 127.6 | 130.5 | 133.6 | - | 126.6 | 133.5 | 131.5 | - |
| D | 99.1 | 106.8 | 117.8 | 113.9 | 98.6 | 108.7 | 135.1 | 128.7 | 122.6 | 128.7 | - | 125.1 | 128.1 | 128.7 | - |
| F | 103.2 | 117.4 | 116.7 | 123.6 | 118.8 | 115.5 | 116.4 | 116.3 | 124.7 | 134.2 | - | 114.5 | 120.4 | 128.0 | - |
| I | 100.7 | 104.3 | 107.4 | 107.7 | 96.3 | 104.7 | 111.1 | 117.5 | 113.4 | 120.7 | - | 110.5 | 118.3 | 118.7 | - |
| NL | 102.4 | 106.3 | 111.3 | 111.6 | 107.3 | 106.9 | 114.7 | 116.4 | 122.0 | 127.2 | - | 111.6 | 121.7 | 127.8 | - |
| UEBL | 97.0 | 95.7 | 93.7 | 97.7 | 87.0 | 92.6 | 96.5 | 98.6 | 100.5 | 104.9 | - | 95.3 | 102.7 | 100.5 | - |
| UK | 99.1 | 115.3 | 128.4 | 116.9 | 108.6 | 121.3 | 141.6 | 142.2 | 152.1 | 152.2 | - | 142.0 | 156.1 | 150.2 | - |
| IRL | 111.7 | 117.5 | 104.8 | 116.4 | 93.0 | 91.6 | 102.6 | 132.2 | 105.6 | 101.0 | - | 125.1 | 111.0 | 102.9 | - |
| DK | 107.9 | 113.6 | 158.0 | 122.4 | 106.6 | 107.2 | 253.4 | 164.9 | 144.2 | 141.5 | - | 169.0 | 159.3 | 154.8 | - |
| GR | 135.9 | 154.8 | 159.5 | 177.3 | 177.5 | 137.6 | 122.0 | 201.0 | 208.1 | 160.1 | - | 176.8 | 203.5 | 176.5 | - |
| LOEHNE UND GEHALTER | | | | WAGES AND SALARIES | | | | | | | | SALAIRES ET TRAITEMENTS | | | |
| EUR10 | - | - | - | - | - | - | - | - | - | - | - | - | - | - | - |
| D | 101.5 | 100.9 | 99.3 | 106.8 | 89.7 | 98.3 | 101.1 | 108.0 | 93.6 | 96.7 | 103.6 | 100.9 | 101.8 | 97.6 | 101.8 |
| F | 109.1 | 120.2 | 126.6 | 122.6 | 124.3 | 127.0 | 126.9 | 128.3 | 128.1 | 130.6 | - | 128.5 | 128.4 | 129.3 | 128.0 |
| I | - | - | - | - | - | - | - | - | - | - | - | - | - | - | - |
| NL | - | - | - | - | - | - | - | - | - | - | - | - | - | - | - |
| B | 101.6 | 103.0 | 99.6 | 114.9 | 100.3 | 104.6 | 85.2 | 108.5 | 95.3 | 99.4 | 93.5 | 96.5 | 97.0 | 97.9 | 103.5 |
| L | 103.2 | 109.6 | 131.7 | 124.5 | 112.7 | 131.6 | 131.6 | 150.7 | 144.8 | 159.6 | - | 142.7 | 151.7 | 157.5 | - |
| UK | - | - | - | - | - | - | - | - | - | - | - | - | - | - | - |
| IRL | - | - | - | - | - | - | - | - | - | - | - | - | - | - | - |
| DK | 99.8 | 109.3 | 121.7 | 111.1 | 117.8 | 125.5 | 114.2 | 129.2 | 137.0 | 146.0 | 131.2 | 129.0 | 134.0 | 138.6 | 142.0 |
| GR | 126.1 | 150.9 | 152.1 | 159.8 | 146.9 | 150.3 | 151.5 | 159.5 | 174.5 | 186.7 | - | 159.8 | 173.0 | 183.1 | - |
| ABHAENIG BESCHAEFFTIGTE | | | | NUMBER OF EMPLOYEES | | | | | | | | NOMBRE DE SALAIRES | | | |
| EUR10 | 94.1 | 90.5 | 86.5 | 88.8 | 87.2 | 86.7 | 86.3 | 85.8 | 85.3 | 85.2 | - | - | - | - | - |
| D | 97.0 | 92.9 | 88.4 | 91.1 | 89.1 | 88.2 | 88.4 | 87.8 | 87.0 | 86.9 | 87.8 | - | - | - | - |
| F | 96.7 | 95.1 | 91.7 | 93.8 | 92.9 | 92.5 | 91.2 | 90.2 | 89.0 | 88.3 | - | - | - | - | - |
| I | - | - | - | - | - | - | - | - | - | - | - | - | - | - | - |
| NL | 95.3 | 89.6 | 81.7 | 86.5 | 84.0 | 82.7 | 80.7 | 79.3 | - | - | - | - | - | - | - |
| B | 96.9 | 95.5 | 89.0 | 93.6 | 91.4 | 91.6 | 86.5 | 86.6 | 83.7 | 82.1 | 81.8 | - | - | - | - |
| L | 94.0 | 91.6 | 100.5 | 95.7 | 94.3 | 100.2 | 103.8 | 103.8 | 104.5 | 109.2 | - | - | - | - | - |
| UK | 87.8 | 82.9 | 79.7 | 81.3 | 79.4 | 79.4 | 79.8 | 80.1 | 79.5 | 80.2 | 81.3 | - | - | - | - |
| IRL | 95.3 | 87.6 | 78.3 | 83.1 | 81.4 | 79.7 | 77.3 | 76.7 | 76.2 | 77.3 | - | - | - | - | - |
| DK | 89.8 | 88.4 | 90.0 | 87.1 | 87.1 | 89.2 | 91.7 | 92.1 | 92.2 | 95.5 | 98.0 | - | - | - | - |
| GR | 102.7 | 98.2 | 98.1 | 95.6 | 97.0 | 98.3 | 98.1 | 98.9 | 99.1 | 97.7 | - | - | - | - | - |



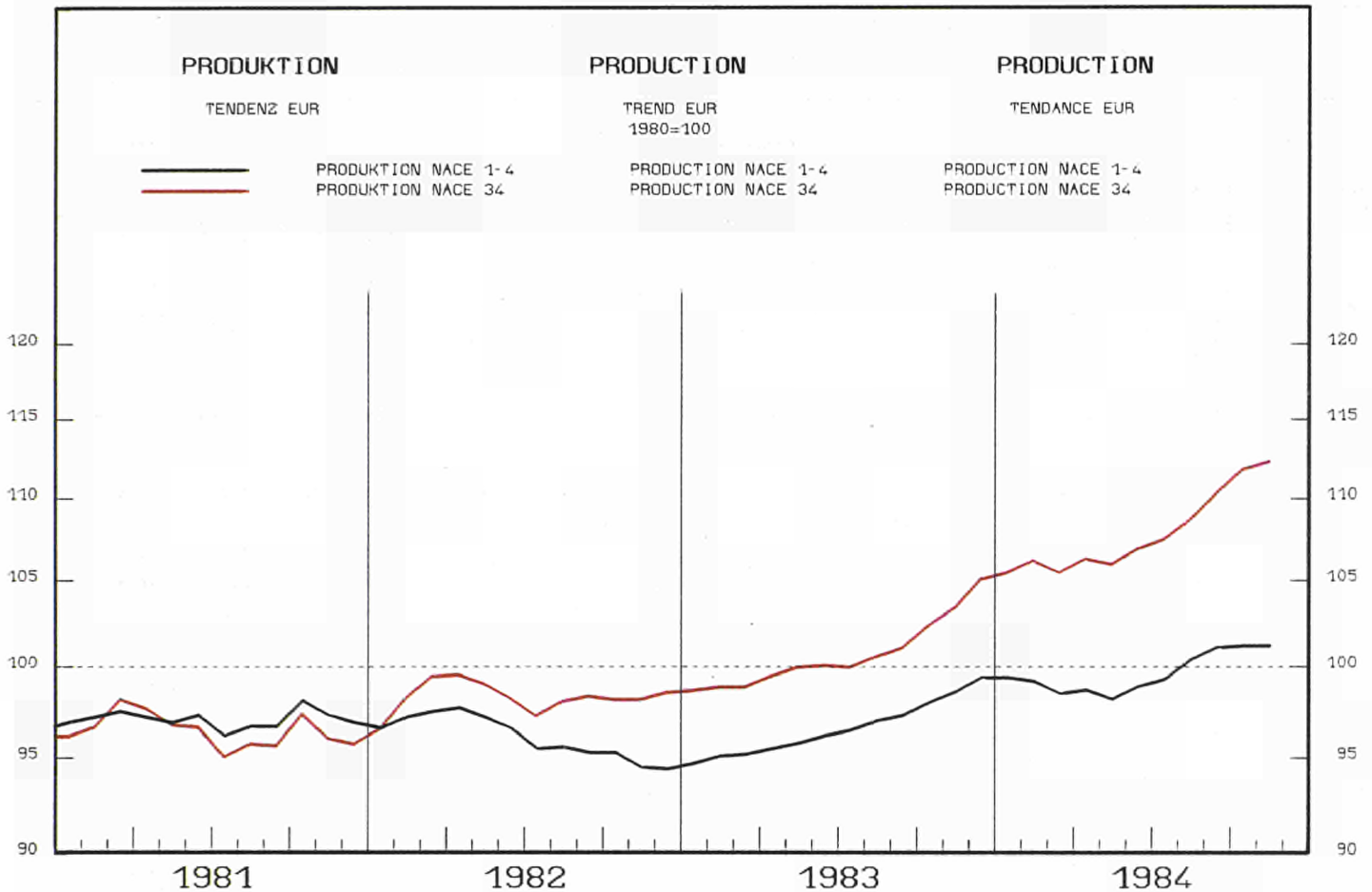
| 1982 | 1983 | 1984 | 1983 | 1984 | 1984 | 1985 | %A | %B |
|------|------|------|------|------|------|------|----|----|
| | | | 11 | 12 | 01 | 07 | 08 | 09 |

| PRODUKTIONSINDIZES PRO ARBEITSTAG | | | INDICES OF PRODUCTION PER WORKING DAY | | | | | | INDICES DE PRODUCTION PAR JOUR OUVRABLE | | | | | |
|--------------------------------------|-------|-------|--|-------|-------|-------|-------|-------|--|-------|-------|-------|------|-------|
| EUR10 | 93.3 | 89.7 | : | 95.9 | 104.2 | 80.5 | 84.8 | 65.9 | 93.3 | : | : | : | : | 0.4 |
| D | 96.3 | 92.5 | 92.6 | 98.5 | 123.8 | 75.4 | 87.5 | 78.4 | 100.1 | 101.5 | 101.5 | 118.8 | 83.9 | 1.1 |
| F | 99.5 | 95.8 | : | 106.7 | 106.7 | 91.9 | 81.8 | 81.8 | 81.8 | : | : | : | : | -3.3 |
| I | 85.1 | 81.4 | 82.1 | 90.8 | 89.2 | 80.1 | 89.8 | 29.0 | 86.5 | 86.9 | 88.3 | 84.2 | : | 0.9 |
| NL | 96.7 | 93.9 | : | 92.9 | 133.9 | 70.9 | : | : | : | : | : | : | : | 1.7 |
| B | 91.3 | 90.6 | 99.3 | 103.4 | 92.6 | 96.3 | 71.6 | 85.8 | 112.7 | 109.0 | 106.1 | 100.3 | : | 9.6 |
| L | 86.5 | 73.6 | : | 91.0 | 64.9 | 72.4 | 85.7 | : | : | : | : | : | : | 8.1 |
| UK | 90.4 | 86.8 | 85.7 | 87.2 | 86.0 | 79.7 | 82.1 | 75.7 | 91.7 | 83.7 | 87.3 | 84.8 | 78.0 | -1.0 |
| IRL | 99.3 | 105.9 | : | 119.4 | 106.0 | 108.7 | 98.7 | 87.7 | 126.2 | 126.4 | 130.1 | : | : | 10.2 |
| DK | 97.8 | 100.2 | 111.7 | 109.0 | 117.0 | 95.0 | 71.0 | 115.0 | 126.0 | 109.0 | 127.0 | 130.0 | : | 11.6 |
| GR | 93.4 | 80.0 | 76.5 | 82.6 | 84.2 | 77.2 | 73.3 | 66.2 | 69.3 | 81.6 | 80.5 | 81.9 | : | -4.5 |
| E | 83.5 | 75.9 | : | 80.1 | 78.1 | 67.2 | : | : | : | : | : | : | : | -10.9 |
| P | 138.5 | 126.9 | : | 103.9 | 146.7 | 82.6 | 105.3 | : | : | : | : | : | : | -22.4 |
| USA | 91.5 | 92.5 | : | 99.4 | 98.2 | 100.6 | 115.7 | 117.6 | 121.3 | 119.2 | : | : | : | 21.3 |
| J | 100.6 | 99.7 | : | 102.5 | 104.0 | 97.3 | : | : | : | : | : | : | : | -0.0 |

| SAISONBEREINIGT | | | SEASONALLY ADJUSTED | | | | | | DESAISONNALISE | | | | | |
|-----------------|-------|-------|---------------------|-------|-------|-------|-------|-------|----------------|-------|------|------|---|---|
| EUR10 | 88.4 | 92.0 | 89.7 | 88.4 | 92.0 | 89.7 | 89.5 | 91.6 | 91.1 | : | : | : | : | : |
| D | 91.9 | 96.0 | 93.1 | 93.4 | 95.0 | 93.5 | 98.9 | 95.5 | 91.8 | 101.1 | 0.3 | 10.1 | | |
| F | 94.3 | 94.3 | 93.5 | 93.0 | 93.0 | 93.0 | : | : | : | : | : | : | | |
| I | 82.0 | 88.9 | 80.8 | 81.8 | 88.9 | 83.7 | 84.0 | 82.1 | 85.0 | : | -1.3 | 3.5 | | |
| NL | 88.7 | 89.8 | 92.8 | : | : | : | : | : | : | : | : | : | | |
| B | 96.9 | 96.6 | 94.6 | 95.7 | 92.6 | 108.6 | 106.2 | 101.0 | 105.4 | : | 5.3 | 4.4 | | |
| L | 86.3 | 48.2 | 79.6 | 73.6 | : | : | : | : | : | : | : | : | | |
| UK | 85.2 | 89.2 | 86.7 | 85.1 | 85.5 | 87.2 | 84.0 | 85.6 | 87.0 | 85.4 | 0.5 | -1.8 | | |
| IRL | 117.9 | 111.5 | 119.0 | 111.6 | 114.6 | 116.5 | 126.0 | 126.2 | : | : | 7.6 | 0.1 | | |
| DK | 105.2 | 97.1 | 111.0 | 113.0 | 117.8 | 112.2 | 112.7 | 122.4 | 114.1 | : | 1.8 | -6.8 | | |
| GR | 69.9 | 71.2 | 85.3 | 82.6 | 82.5 | 71.3 | 80.2 | 71.2 | 72.7 | : | -5.2 | 2.2 | | |
| E | 68.3 | 72.0 | 69.0 | : | : | : | : | : | : | : | : | : | | |
| P | - | - | - | - | - | - | - | - | - | - | - | - | | |
| USA | - | - | - | - | - | - | - | - | - | - | - | - | | |
| J | - | - | - | - | - | - | - | - | - | - | - | - | | |

1980 = 100

| | 1981 | | | 1982 | | | 1983 | | | 1984 | | | 1983 | | | 1984 | | |
|--|-------|-------|-------|-------|-------|-------|-------|-------|-------|-------|-------|-------|-------|-------|-------|------|-----|-----|
| | 1981 | 1982 | 1983 | IV. | I. | II. | III. | IV. | I. | II. | III. | IV. | I. | II. | III. | SB | ADJ | CVS |
| UMSATZ | | | | | | | | | | | | | | | | | | |
| TURNOVER | | | | | | | | | | | | | | | | | | |
| CHIFFRE D'AFFAIRES | | | | | | | | | | | | | | | | | | |
| EUR10 | 102.8 | 109.2 | 111.8 | 118.1 | 106.7 | 110.7 | 104.8 | 125.0 | : | : | : | 115.4 | : | : | : | | | |
| D | 101.4 | 105.5 | 105.8 | 114.5 | 97.6 | 104.0 | 99.9 | 121.7 | 97.8 | 105.9 | 115.3 | 109.3 | 106.4 | 105.9 | 117.0 | | | |
| F | 107.8 | 117.6 | 122.2 | 134.7 | 116.5 | 124.6 | 111.9 | 135.9 | 120.4 | 125.4 | 119.7 | 124.7 | 123.5 | 122.0 | 130.6 | | | |
| I | 112.3 | 118.9 | 123.2 | 127.0 | 119.7 | 126.7 | 107.8 | 138.7 | : | : | : | 128.8 | : | : | : | | | |
| NL | 106.7 | 107.7 | 108.9 | 121.7 | 96.6 | 103.0 | 103.0 | 133.1 | : | : | : | 113.5 | : | : | : | | | |
| B | 99.2 | 100.1 | 108.4 | 107.7 | 101.8 | 105.6 | 102.7 | 123.7 | 118.3 | 131.2 | 111.4 | 117.3 | 118.0 | 125.3 | 128.7 | | | |
| L | 84.0 | 78.8 | 93.7 | 103.0 | 66.3 | 76.0 | 113.0 | 119.6 | : | : | : | 104.8 | : | : | : | | | |
| UK | 95.8 | 104.6 | 107.6 | 195.8 | 109.4 | 103.6 | 105.6 | 111.7 | 117.8 | 111.7 | 108.9 | 109.9 | 114.2 | 112.9 | 112.7 | | | |
| IRL | 111.7 | 123.7 | 133.0 | 123.7 | 124.6 | 139.0 | 120.0 | 148.3 | 151.9 | : | : | 147.5 | 150.7 | : | : | | | |
| DK | 109.0 | 126.1 | 139.9 | 138.8 | 136.8 | 139.1 | 130.8 | 153.1 | 154.7 | 164.4 | 150.7 | 142.7 | 156.4 | 159.1 | 162.5 | | | |
| GR | - | - | - | - | - | - | - | - | - | - | - | - | - | - | - | | | |
| AUFTRAGSEINGAENGE - GESAMT | | | | | | | | | | | | | | | | | | |
| NEW ORDERS - TOTAL | | | | | | | | | | | | | | | | | | |
| ENTREES DE COMMANDES - ENSEMBLE | | | | | | | | | | | | | | | | | | |
| EUR10 | 111.1 | 108.9 | : | 115.8 | 113.0 | 107.4 | : | : | : | : | : | : | : | : | : | | | |
| D | 107.3 | 101.3 | 101.3 | 109.8 | 105.5 | 94.8 | 91.7 | 113.3 | 116.1 | 106.0 | 107.0 | 107.9 | 112.5 | 109.5 | 115.1 | | | |
| F | 122.6 | 124.7 | 140.2 | 137.5 | 139.6 | 144.8 | 113.9 | 162.4 | : | : | : | 149.8 | : | : | : | | | |
| I | 106.8 | 109.8 | 110.6 | 113.2 | 102.1 | 102.1 | 95.3 | 143.0 | : | : | : | 126.0 | : | : | : | | | |
| NL | 98.4 | 99.4 | 105.9 | 99.7 | 111.2 | 92.0 | 98.4 | 122.1 | 126.7 | 133.8 | 118.0 | 120.5 | 120.4 | 135.1 | 126.2 | | | |
| B | - | - | - | - | - | - | - | - | - | - | - | - | - | - | - | | | |
| L | 114.0 | 114.0 | 110.9 | 115.7 | 110.0 | 109.3 | 110.1 | 114.1 | 126.6 | 117.9 | 121.2 | 119.1 | 118.8 | 116.8 | 125.2 | | | |
| UK | - | - | - | - | - | - | - | - | - | - | - | - | - | - | - | | | |
| IRL | 114.0 | 126.1 | 144.3 | 132.3 | 150.0 | 139.3 | 131.0 | 157.0 | 175.0 | 163.0 | 158.0 | 151.2 | 162.1 | 165.9 | 172.8 | | | |
| DK | - | - | - | - | - | - | - | - | - | - | - | - | - | - | - | | | |
| GR | - | - | - | - | - | - | - | - | - | - | - | - | - | - | - | | | |
| AUSFUHR | | | | | | | | | | | | | | | | | | |
| EXPORTS | | | | | | | | | | | | | | | | | | |
| EXPORTATIONS | | | | | | | | | | | | | | | | | | |
| EUR10 | 116.2 | 123.1 | 123.0 | 124.6 | 104.0 | 105.5 | 130.8 | 134.7 | 125.1 | 127.1 | : | 125.5 | 132.8 | 132.1 | | | | |
| D | 110.4 | 123.1 | 124.7 | 125.6 | 101.9 | 105.7 | 135.9 | 131.2 | 124.7 | 127.1 | : | 121.9 | 130.4 | 131.0 | | | | |
| F | 109.9 | 112.8 | 117.7 | 114.6 | 109.9 | 111.1 | 116.4 | 126.1 | 117.9 | 120.7 | : | 120.6 | 119.8 | 117.6 | | | | |
| I | 120.6 | 128.1 | 143.1 | 133.9 | 120.8 | 131.4 | 150.6 | 169.5 | 146.3 | 155.6 | : | 156.9 | 159.7 | 152.6 | | | | |
| NL | 110.2 | 126.6 | 131.1 | 133.9 | 123.2 | 121.7 | 124.5 | 155.0 | 138.7 | 153.1 | : | 144.7 | 140.4 | 152.3 | | | | |
| UEBL | 101.5 | 104.6 | 104.8 | 105.7 | 97.5 | 96.0 | 102.7 | 120.6 | 113.7 | 124.6 | : | 114.2 | 116.3 | 121.6 | | | | |
| B | 108.0 | 109.1 | 94.6 | 105.2 | 80.8 | 86.6 | 108.5 | 102.4 | 104.7 | 118.4 | : | 100.4 | 108.5 | 116.1 | | | | |
| L | 115.4 | 150.1 | 147.4 | 161.9 | 115.7 | 139.1 | 169.8 | 174.0 | 159.5 | 177.8 | : | 167.6 | 172.2 | 172.5 | | | | |
| UK | 116.3 | 124.5 | 130.8 | 128.6 | 126.5 | 129.5 | 121.0 | 146.2 | 145.9 | 146.1 | : | 138.2 | 145.5 | 140.6 | | | | |
| IRL | 228.5 | 218.8 | 327.5 | 180.3 | 171.3 | 145.2 | 76.9 | 916.5 | 210.0 | 383.9 | : | 655.6 | 266.8 | 428.7 | | | | |
| DK | - | - | - | - | - | - | - | - | - | - | : | - | - | - | | | | |
| GR | - | - | - | - | - | - | - | - | - | - | : | - | - | - | | | | |
| EINFUHR | | | | | | | | | | | | | | | | | | |
| IMPORTS | | | | | | | | | | | | | | | | | | |
| IMPORTATIONS | | | | | | | | | | | | | | | | | | |
| EUR10 | 110.8 | 118.5 | 122.0 | 118.4 | 101.6 | 110.8 | 140.7 | 135.1 | 132.9 | 140.1 | : | 133.7 | 140.7 | 139.9 | | | | |
| D | 101.4 | 106.6 | 119.2 | 110.1 | 93.1 | 108.1 | 138.6 | 136.9 | 119.4 | 128.4 | : | 132.5 | 129.6 | 129.2 | | | | |
| F | 107.0 | 116.6 | 111.0 | 120.7 | 107.6 | 104.8 | 118.5 | 113.2 | 115.8 | 120.8 | : | 111.7 | 115.5 | 115.8 | | | | |
| I | 106.4 | 105.0 | 102.0 | 101.6 | 85.3 | 93.3 | 120.4 | 108.9 | 112.1 | 118.2 | : | 106.1 | 118.0 | 118.9 | | | | |
| NL | 96.5 | 108.8 | 114.4 | 121.2 | 104.4 | 104.6 | 129.2 | 119.3 | 129.5 | 137.2 | : | 115.0 | 132.5 | 137.3 | | | | |
| UEBL | 94.1 | 101.0 | 100.7 | 99.2 | 84.7 | 97.0 | 109.5 | 111.4 | 111.8 | 117.5 | : | 108.0 | 116.3 | 114.8 | | | | |
| B | 105.7 | 123.2 | 131.9 | 124.6 | 110.1 | 121.4 | 152.1 | 144.2 | 151.5 | 175.4 | : | 143.1 | 158.5 | 171.7 | | | | |
| L | 104.2 | 99.4 | 93.0 | 78.6 | 91.6 | 93.5 | 101.8 | 84.9 | 98.9 | 110.5 | : | 93.9 | 99.4 | 102.2 | | | | |
| UK | 97.9 | 120.7 | 133.0 | 143.2 | 117.9 | 118.4 | 147.2 | 148.4 | 148.3 | 151.2 | : | 141.2 | 151.9 | 153.0 | | | | |
| IRL | 103.3 | 121.3 | 130.3 | 142.1 | 109.4 | 116.1 | 113.3 | 182.5 | 114.3 | 139.1 | : | 157.0 | 136.6 | 143.4 | | | | |
| DK | - | - | - | - | - | - | - | - | - | - | : | - | - | - | | | | |
| GR | - | - | - | - | - | - | - | - | - | - | : | - | - | - | | | | |
| LOEHNE UND GEAELTER | | | | | | | | | | | | | | | | | | |
| WAGES AND SALARIES | | | | | | | | | | | | | | | | | | |
| SALAIRES ET TRAITEMENTS | | | | | | | | | | | | | | | | | | |
| EUR10 | 103.6 | 108.3 | : | 116.4 | 103.1 | : | : | : | : | : | : | : | : | : | : | | | |
| D | 103.8 | 105.1 | 104.0 | 112.2 | 94.2 | 104.5 | 104.2 | 112.9 | 99.2 | 101.7 | 107.6 | 104.6 | 106.6 | 101.8 | 107.2 | | | |
| F | 109.6 | 117.7 | 122.8 | 120.1 | 121.2 | 123.4 | 123.1 | 123.6 | 125.1 | 127.1 | : | 123.8 | 125.3 | 126.1 | | | | |
| I | 124.4 | 141.3 | 162.9 | 176.1 | 134.0 | 151.2 | 164.9 | 201.3 | 164.9 | 172.4 | : | 177.8 | 181.3 | 180.1 | 181.3 | | | |
| NL | - | - | - | - | - | - | - | - | - | - | : | - | - | - | - | | | |
| B | 101.1 | 106.4 | 108.0 | 117.9 | 104.6 | 104.2 | 100.0 | 123.3 | 112.1 | 114.4 | 101.3 | 110.1 | 113.8 | 115.3 | 112.1 | | | |
| L | 111.0 | 117.8 | 116.8 | 129.6 | 107.2 | 117.6 | 111.7 | 130.6 | 115.9 | 131.3 | : | 120.3 | 123.7 | 125.9 | | | | |
| UK | 90.8 | 94.8 | : | 97.5 | 95.8 | : | : | : | : | : | : | - | - | - | - | | | |
| IRL | - | - | - | - | - | - | - | - | - | - | : | - | - | - | - | | | |
| DK | 102.0 | 114.4 | 125.6 | 116.6 | 125.1 | 132.0 | 116.0 | 129.1 | 133.9 | 140.7 | 127.9 | 129.6 | 131.1 | 133.5 | 137.2 | | | |
| GR | 118.6 | 144.7 | 140.6 | 158.1 | 137.4 | 135.5 | 137.8 | 151.8 | 149.1 | 151.9 | : | 145.9 | 149.4 | 153.7 | | | | |
| ABHAENIG BESCHAEFTIGTE | | | | | | | | | | | | | | | | | | |
| NUMBER OF EMPLOYEES | | | | | | | | | | | | | | | | | | |
| NOMBRE DE SALARIES | | | | | | | | | | | | | | | | | | |
| EUR10 | 95.9 | 92.7 | 88.2 | 91.2 | 89.4 | 88.3 | 87.8 | 87.2 | 86.1 | 85.9 | : | : | : | : | | | | |
| D | 99.5 | 97.3 | 93.5 | 96.5 | 94.7 | 93.2 | 93.0 | 92.9 | 91.1 | 90.5 | 91.1 | 91.1 | 91.1 | 91.1 | 91.1 | | | |
| F | 96.9 | 94.1 | 89.8 | 92.4 | 90.9 | 90.5 | 89.5 | 88.4 | 87.6 | 87.1 | : | 87.1 | 87.1 | 87.1 | | | | |
| I | 95.8 | 90.8 | 85.6 | 88.7 | 87.3 | 86.2 | 85.2 | 83.9 | 82.7 | 81.7 | : | 80.5 | 80.5 | 80.5 | | | | |
| NL | 96.6 | 91.9 | 87.1 | 90.6 | 89.5 | 88.3 | 86.2 | 84.4 | 84.4 | 84.4 | : | 84.4 | 84.4 | 84.4 | | | | |
| B | 101.0 | 92.2 | 88.1 | 91.6 | 88.8 | 88.8 | 87.4 | 87.5 | 87.9 | 88.2 | : | 89.0 | 89.0 | 89.0 | | | | |
| L | 106.2 | 101.9 | 94.0 | 99.8 | 98.3 | 93.7 | 93.1 | 90.8 | 91.3 | 91.9 | : | 91.9 | 91.9 | 91.9 | | | | |
| UK | 90.4 | 86.9 | 81.3 | 84.6 | 82.5 | 81.4 | 81.1 | 80.5 | 79.7 | 80.1 | : | 80.4 | 80.4 | 80.4 | | | | |
| IRL | 98.8 | 95.4 | 89.9 | 95.1 | 92.8 | 88.1 | 89.3 | 89.3 | 88.1 | 89.3 | : | 89.3 | 89.3 | 89.3 | | | | |
| DK | 91.7 | 92.4 | 93.7 | 92.2 | 93.3 | 93.4 | 93.7 | 94.4 | 95.6 | 98.1 | 100.3 | 98.1 | 98.1 | 98.1 | | | | |
| GR | 96.4 | 94.2 | 79.0 | 91.8 | 78.1 | 77.1 | 78.5 | 82.4 | 79.8 | 78.1 | : | 78.1 | 78.1 | 78.1 | | | | |



| 1982 | 1983 | 1984 | 1983 | 1984 | 1984 | 1985 | %A | %B |
|------|------|------|------|------|------|------|----|----|
| | | | 11 | 12 | 01 | 07 | 08 | 09 |

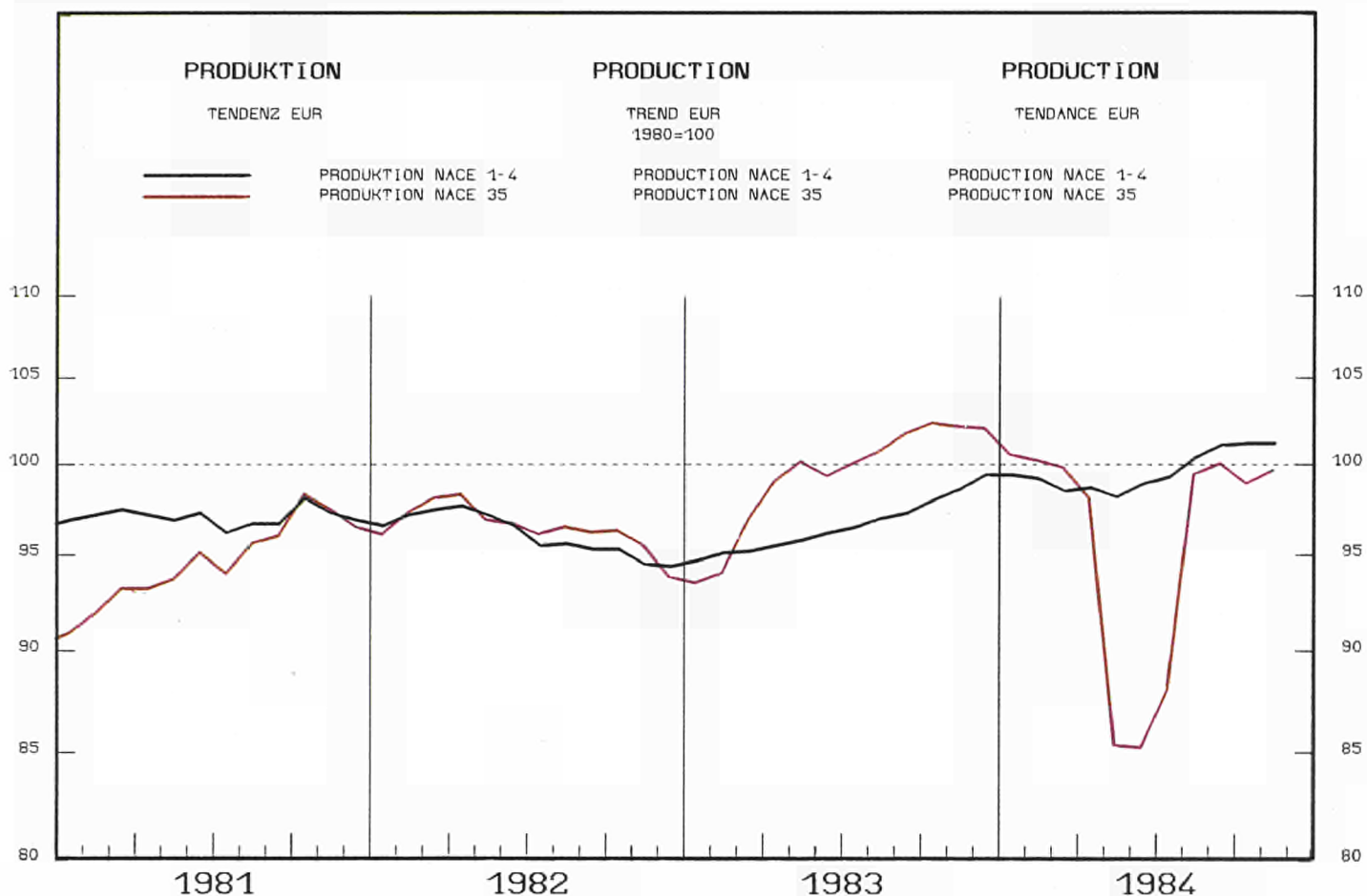
| PRODUKTIONSINDIZES PRO ARBEITSTAG | | | | INDICES OF PRODUCTION PER WORKING DAY | | | | | | | | INDICES DE PRODUCTION PAR JOUR OUVRABLE | | | |
|--------------------------------------|-------|-------|-------|--|-------|-------|-------|-------|-------|-------|-------|--|-------|-------|------|
| EUR10 | 99.1 | 101.6 | 108.7 | 114.3 | 110.6 | 99.7 | 95.9 | 78.4 | 115.6 | 118.6 | 123.7 | 115.9 | : | 7.2 | 4.7 |
| D | 96.9 | 98.1 | 106.2 | 107.8 | 108.8 | 91.9 | 93.7 | 87.6 | 112.3 | 118.5 | 123.4 | 115.9 | 103.0 | 8.5 | 12.1 |
| F | 104.1 | 105.1 | 110.9 | 122.3 | 145.5 | 97.9 | 84.9 | 84.9 | 113.8 | 116.7 | 123.6 | 146.0 | : | 5.6 | 0.3 |
| I | 98.7 | 101.2 | 106.3 | 119.0 | 92.5 | 107.1 | 109.3 | 35.8 | 116.6 | 119.3 | 121.7 | 93.9 | : | 5.0 | 1.5 |
| NL | 107.3 | 110.8 | 119.2 | 125.0 | 134.0 | 115.0 | 100.0 | 100.0 | 128.0 | 137.0 | 136.0 | 129.0 | : | 7.6 | -3.7 |
| B | 92.9 | 96.0 | 96.1 | 107.2 | 90.2 | 94.3 | 75.4 | 93.5 | 114.7 | 99.9 | 102.3 | 96.4 | : | 0.1 | 6.9 |
| L | 129.2 | 142.1 | : | 166.5 | 143.6 | 190.7 | 176.1 | : | : | : | : | : | : | 28.3 | : |
| UK | 98.4 | 104.7 | 113.9 | 115.1 | 100.5 | 109.4 | 105.6 | 103.3 | 120.1 | 118.3 | 125.8 | 111.5 | 111.4 | 8.1 | 1.8 |
| IRL | 108.9 | 106.2 | : | 114.5 | 120.4 | 102.2 | 114.4 | 87.4 | 135.2 | 132.9 | 154.7 | : | : | 15.5 | 35.1 |
| DK | 99.9 | 103.2 | 117.9 | 124.0 | 125.0 | 106.0 | 64.0 | 135.0 | 126.0 | 136.0 | 142.0 | 136.0 | : | 14.2 | 8.8 |
| GR | 92.3 | 92.1 | 87.4 | 106.7 | 100.9 | 89.8 | 74.7 | 40.3 | 96.7 | 94.4 | 102.0 | 94.4 | : | -5.2 | -6.4 |
| E | 95.2 | 89.3 | : | 100.1 | 96.7 | 99.0 | 96.4 | 20.7 | 100.5 | 108.6 | 109.7 | : | : | 5.9 | 9.6 |
| P | 115.2 | 119.0 | : | 129.0 | 126.4 | 103.9 | 103.5 | : | : | : | : | : | : | -10.1 | : |
| USA | 98.0 | 107.4 | : | 117.3 | 115.0 | 118.5 | 123.9 | 126.7 | 131.0 | 131.7 | : | : | : | 18.8 | 11.6 |
| J | 125.1 | 149.7 | : | 166.8 | 175.6 | 150.5 | : | : | : | : | : | : | : | 21.4 | : |

| SAISONBEREINIGT | | | | SEASONALLY ADJUSTED | | | | | | | | DESAISONNALISE | | | |
|-----------------|--|--|--|---------------------|-------|-------|-------|-------|-------|-------|-------|----------------|-------|------|-------|
| EUR10 | | | | 103.8 | 105.1 | 106.3 | 107.1 | 109.0 | 110.0 | 111.9 | 113.5 | 111.5 | : | 3.3 | -1.8 |
| D | | | | 99.6 | 104.5 | 103.8 | 104.8 | 105.8 | 106.1 | 112.3 | 114.5 | 111.8 | 114.9 | 5.2 | 2.8 |
| F | | | | 111.4 | 109.5 | 107.7 | 111.3 | 111.5 | 111.0 | 114.3 | 112.8 | 111.5 | : | 1.4 | -1.2 |
| I | | | | 103.5 | 102.4 | 102.7 | 100.9 | 107.4 | 106.4 | 108.6 | 108.4 | 107.1 | : | 3.0 | -1.2 |
| NL | | | | 121.1 | 119.2 | 120.4 | 117.3 | 118.2 | 125.4 | 126.1 | 130.4 | 116.0 | : | 3.2 | -11.1 |
| B | | | | 97.4 | 94.8 | 94.8 | 102.8 | 93.1 | 106.8 | 92.5 | 93.4 | 100.3 | : | -5.5 | 7.4 |
| L | | | | - | - | - | - | - | - | - | - | - | : | - | - |
| UK | | | | 106.9 | 107.5 | 112.4 | 113.4 | 116.5 | 116.9 | 113.9 | 117.2 | 118.5 | 114.4 | 0.8 | -3.5 |
| IRL | | | | 104.2 | 120.4 | 108.1 | 124.6 | 113.3 | 129.0 | 129.1 | 140.8 | : | : | 11.0 | 9.0 |
| DK | | | | 112.4 | 109.2 | 111.8 | 113.0 | 113.9 | 114.9 | 126.7 | 127.8 | 120.4 | : | 4.2 | -5.8 |
| GR | | | | 94.4 | 94.8 | 98.3 | 87.1 | 83.6 | 86.6 | 91.1 | 87.0 | 86.6 | : | 2.9 | -0.4 |
| E | | | | 88.8 | 96.3 | 100.5 | 91.1 | 85.9 | 93.2 | 101.8 | 99.3 | : | : | 11.0 | -2.5 |
| P | | | | - | - | - | - | - | - | - | - | - | : | - | - |
| USA | | | | - | - | - | - | - | - | - | - | - | : | - | - |
| J | | | | - | - | - | - | - | - | - | - | - | : | - | - |

1980 = 100

CONSTRUCTION ELECTRIQUE ET ELECTRONIQUE

| | 1981 | | | 1982 | | | 1983 | | | 1984 | | | 1983 | | | 1984 | | |
|-----------------------------------|----------------|-------|-------|----------------------------|-------|-------|-------|-------|-------|-------|-------|-------|--|-------|-------|------|--|--|
| | IV. | I. | II. | III. | IV. | I. | II. | III. | IV. | I. | II. | III. | IV. | I. | II. | III. | | |
| | SB - ADJ - CVS | | | | | | | | | | | | | | | | | |
| UMSATZ | | | | TURNOVER | | | | | | | | | CHIFFRE D'AFFAIRES | | | | | |
| EUR10 | 135.1 | 146.5 | 158.6 | 165.6 | 150.0 | 154.4 | 147.3 | 182.7 | : | : | : | 165.3 | : | : | : | | | |
| D | 103.2 | 106.9 | 110.3 | 114.4 | 105.2 | 105.3 | 108.3 | 122.4 | 114.9 | 109.1 | 120.8 | 113.4 | 118.3 | 113.9 | 121.2 | | | |
| F | 113.3 | 127.3 | 140.1 | 156.1 | 127.1 | 142.4 | 120.3 | 170.6 | 140.5 | 153.6 | 133.6 | 146.0 | 146.5 | 149.0 | 153.8 | | | |
| I | 114.5 | 134.1 | 157.6 | 159.4 | 141.8 | 160.1 | 134.8 | 193.8 | : | : | : | 169.2 | : | : | : | | | |
| NL | 101.0 | 103.3 | 103.8 | 125.1 | 97.8 | 97.2 | 97.2 | 123.1 | : | : | : | 109.5 | : | : | : | | | |
| B | 99.5 | 108.2 | 114.4 | 120.5 | 112.8 | 115.2 | 104.2 | 125.5 | 114.7 | 116.8 | 99.8 | 114.7 | 115.8 | 115.8 | 110.9 | | | |
| L | - | - | - | - | - | - | - | - | - | - | - | - | - | - | - | | | |
| UK | 101.4 | 111.0 | 124.8 | 119.5 | 126.9 | 114.5 | 123.4 | 134.5 | 147.8 | 135.1 | 138.8 | 129.4 | 140.2 | 142.0 | 146.4 | | | |
| IRL | 127.9 | 147.7 | 160.5 | 164.5 | 152.8 | 158.3 | 148.3 | 182.7 | 189.2 | 189.2 | 167.8 | 167.8 | 185.4 | 185.4 | 185.4 | | | |
| DK | 106.6 | 122.1 | 136.3 | 142.1 | 129.1 | 134.1 | 121.8 | 160.1 | 151.5 | 152.5 | 149.1 | 144.2 | 151.2 | 152.5 | 162.2 | | | |
| GR | - | - | - | - | - | - | - | - | - | - | - | - | - | - | - | | | |
| AUFTRAGSEINGAENGE - GESAMT | | | | NEW ORDERS - TOTAL | | | | | | | | | ENTREES DE COMMANDES - ENSEMBLE | | | | | |
| EUR10 | - | - | - | - | - | - | - | - | - | - | - | - | - | - | - | | | |
| D | 102.2 | 101.1 | 104.2 | 110.5 | 107.4 | 97.9 | 94.6 | 116.8 | 120.2 | 107.4 | 110.7 | 108.6 | 115.2 | 112.9 | 119.4 | | | |
| F | - | - | - | - | - | - | - | - | - | - | - | - | - | - | - | | | |
| I | - | - | - | - | - | - | - | - | - | - | - | - | - | - | - | | | |
| NL | 102.0 | 103.7 | - | 124.5 | 92.5 | 91.2 | 92.5 | - | - | - | - | - | - | - | - | | | |
| B | 104.8 | 103.2 | 110.6 | 105.8 | 118.1 | 105.2 | 97.6 | 121.4 | 117.2 | 105.4 | 105.1 | 113.6 | 111.5 | 107.7 | 114.5 | | | |
| L | - | - | - | - | - | - | - | - | - | - | - | - | - | - | - | | | |
| UK | 104.9 | 112.1 | 123.9 | 122.0 | 116.8 | 115.8 | 128.5 | 134.7 | 150.1 | 138.8 | 116.8 | 134.5 | 143.4 | 144.6 | 123.4 | | | |
| IRL | - | - | - | - | - | - | - | - | - | - | - | - | - | - | - | | | |
| DK | 110.8 | 124.4 | 146.6 | 134.3 | 133.7 | 141.4 | 135.3 | 176.1 | 171.1 | 172.1 | 154.1 | 164.9 | 167.0 | 171.3 | 172.1 | | | |
| GR | - | - | - | - | - | - | - | - | - | - | - | - | - | - | - | | | |
| AUSFUHR | | | | EXPORTS | | | | | | | | | EXPORTATIONS | | | | | |
| EUR10 | 115.8 | 130.4 | 137.9 | 140.1 | 117.2 | 127.9 | 115.6 | 181.5 | 146.4 | 146.8 | - | 163.0 | 155.5 | 150.3 | - | | | |
| D | 109.2 | 127.5 | 135.3 | 136.5 | 116.5 | 121.2 | 116.2 | 174.6 | 146.1 | 144.8 | - | 157.1 | 150.1 | 150.0 | - | | | |
| F | 113.9 | 122.1 | 137.4 | 133.6 | 123.3 | 132.5 | 113.1 | 179.7 | 148.0 | 160.3 | - | 162.9 | 151.6 | 156.6 | - | | | |
| I | 117.6 | 135.0 | 150.8 | 151.1 | 129.7 | 143.3 | 136.8 | 193.4 | 159.2 | 158.9 | - | 169.1 | 172.5 | 158.0 | - | | | |
| NL | 104.6 | 113.7 | 115.8 | 121.5 | 100.6 | 103.8 | 96.7 | 162.3 | 124.4 | 125.7 | - | 143.8 | 128.3 | 127.8 | - | | | |
| UEBL | 103.5 | 99.7 | 109.3 | 110.8 | 92.5 | 90.3 | 100.8 | 152.3 | 119.9 | 114.3 | - | 130.9 | 126.5 | 121.8 | - | | | |
| UK | 115.8 | 130.9 | 137.6 | 142.0 | 116.0 | 129.6 | 113.7 | 191.2 | 152.8 | 152.7 | - | 173.2 | 160.0 | 154.2 | - | | | |
| IRL | 127.4 | 158.0 | 181.0 | 174.6 | 156.1 | 177.2 | 121.1 | 269.6 | 218.1 | 232.2 | - | 241.1 | 222.9 | 232.0 | - | | | |
| DK | 113.1 | 131.5 | 148.7 | 162.5 | 129.0 | 135.3 | 108.1 | 222.6 | 165.6 | 168.3 | - | 188.9 | 170.7 | 173.9 | - | | | |
| GR | 146.5 | 138.1 | 123.9 | 125.7 | 96.1 | 106.2 | 117.4 | 176.1 | 126.9 | 124.7 | - | 154.1 | 145.6 | 138.3 | - | | | |
| EINFUHR | | | | IMPORTS | | | | | | | | | IMPORTATIONS | | | | | |
| EUR10 | 123.1 | 132.2 | 153.6 | 147.6 | 121.9 | 141.7 | 169.3 | 181.6 | 169.9 | 177.8 | - | 169.2 | 182.6 | 183.6 | - | | | |
| D | 110.7 | 123.2 | 140.2 | 138.0 | 115.1 | 125.5 | 149.3 | 171.1 | 153.9 | 161.1 | - | 158.9 | 161.3 | 167.8 | - | | | |
| F | 114.2 | 130.1 | 134.6 | 154.1 | 129.2 | 126.7 | 132.0 | 150.6 | 145.6 | 158.6 | - | 137.9 | 147.1 | 157.1 | - | | | |
| I | 105.6 | 118.7 | 124.9 | 130.0 | 98.3 | 108.3 | 149.4 | 143.5 | 136.3 | 151.4 | - | 133.3 | 143.8 | 154.2 | - | | | |
| NL | 100.6 | 105.7 | 117.5 | 119.3 | 103.9 | 100.7 | 132.5 | 133.1 | 134.0 | 131.0 | - | 124.1 | 137.8 | 136.8 | - | | | |
| UEBL | 102.8 | 99.7 | 104.4 | 106.4 | 91.4 | 100.2 | 108.4 | 117.8 | 111.2 | 112.1 | - | 108.9 | 114.9 | 113.6 | - | | | |
| UK | 136.6 | 145.9 | 194.3 | 161.2 | 143.9 | 184.9 | 217.9 | 230.6 | 216.2 | 224.3 | - | 222.2 | 233.8 | 228.8 | - | | | |
| IRL | 127.2 | 139.2 | 148.0 | 141.4 | 139.0 | 136.9 | 145.1 | 171.1 | 171.6 | 168.6 | - | 164.6 | 169.4 | 173.8 | - | | | |
| DK | 104.4 | 122.5 | 132.7 | 147.4 | 116.1 | 116.6 | 139.3 | 158.6 | 158.8 | 152.9 | - | 142.4 | 161.6 | 160.1 | - | | | |
| GR | 103.6 | 119.3 | 123.4 | 139.3 | 114.6 | 104.3 | 110.6 | 164.3 | 128.6 | 125.9 | - | 135.8 | 137.6 | 137.5 | - | | | |
| ABHAENIG BESCHAEFTIGTE | | | | NUMBER OF EMPLOYEES | | | | | | | | | NOMBRE DE SALARIES | | | | | |
| EUR10 | 95.6 | 93.0 | 90.6 | 92.3 | 90.9 | 90.3 | 90.6 | 90.7 | 90.5 | 90.6 | : | 90.9 | : | : | : | | | |
| D | 97.3 | 93.3 | 89.6 | 91.9 | 90.0 | 89.1 | 89.6 | 89.6 | 89.1 | 89.4 | 90.9 | 90.9 | 90.9 | 90.9 | 90.9 | | | |
| F | 96.9 | 96.2 | 93.8 | 95.8 | 94.5 | 93.9 | 93.5 | 93.2 | 92.7 | 92.4 | : | 92.4 | : | : | : | | | |
| I | - | - | - | - | - | - | - | - | - | - | : | - | : | : | : | | | |
| NL | 97.7 | 93.7 | 89.8 | 91.9 | 90.8 | 90.2 | 89.4 | 88.6 | : | : | : | 83.6 | : | : | : | | | |
| B | 92.2 | 89.7 | 86.5 | 88.9 | 88.3 | 87.3 | 85.6 | 84.7 | 85.1 | 84.5 | 83.6 | 83.6 | 83.6 | 83.6 | 83.6 | | | |
| L | - | - | - | - | - | - | - | - | - | - | : | - | : | : | : | | | |
| UK | 92.1 | 90.1 | 90.0 | 90.2 | 89.5 | 89.5 | 90.3 | 91.0 | 91.0 | 91.2 | 91.7 | 91.7 | 91.7 | 91.7 | 91.7 | | | |
| IRL | 105.0 | 109.4 | 101.8 | 107.7 | 105.5 | 99.8 | 99.8 | 102.0 | 103.4 | 97.7 | : | 97.7 | : | : | : | | | |
| DK | 97.0 | 93.6 | 94.9 | 95.0 | 93.9 | 93.8 | 95.3 | 96.5 | 96.9 | 98.5 | 100.5 | 100.5 | 100.5 | 100.5 | 100.5 | | | |
| GR | 97.2 | 96.2 | 102.1 | 93.3 | 104.4 | 101.9 | 101.1 | 101.1 | 100.6 | 100.5 | : | 100.5 | : | : | : | | | |



| 1982 | 1983 | 1984 | 1983 | 1984 | 1984 | 1985 | | | | | %A | %B | | |
|------|------|------|------|------|------|------|----|----|----|----|----|----|--|--|
| | | | 11 | 12 | 01 | 07 | 08 | 09 | 10 | 11 | 12 | 01 | | |

PRODUKTIONSINDIZES

INDICES OF PRODUCTION

INDICES DE PRODUCTION

| EUR10 | PRO ARBEITSTAG | | | PER WORKING DAY | | | | | PAR JOUR OUVRABLE | | | | | %A | %B |
|-------|----------------|-------|-------|-----------------|-------|-------|-------|-------|-------------------|-------|-------|-------|-------|-------|-------|
| | 1982 | 1983 | 1984 | 1983 | 1984 | 1984 | 1985 | 1985 | 1985 | 1985 | 1985 | 1985 | | | |
| D | 108.6 | 110.3 | 109.4 | 123.9 | 111.2 | 114.3 | 93.5 | 94.0 | 119.7 | 130.5 | 137.7 | 115.6 | 126.0 | -1.1 | 10.2 |
| F | 94.3 | 99.4 | 94.2 | 116.2 | 92.5 | 95.4 | 92.4 | 33.0 | 96.4 | 102.4 | 106.9 | 92.6 | : | -5.2 | 0.1 |
| I | 87.7 | 91.2 | 91.5 | 100.7 | 82.4 | 90.3 | 109.4 | 18.7 | 103.0 | 95.3 | 83.7 | 77.9 | : | 0.4 | -5.5 |
| NL | : | : | : | : | : | : | : | : | : | : | : | : | : | : | : |
| B | 115.6 | 120.2 | 116.1 | 127.4 | 114.8 | 126.1 | 77.8 | 109.5 | 142.5 | 128.6 | 136.8 | 112.2 | : | -3.4 | -2.3 |
| L | 88.0 | 95.9 | : | 100.6 | 86.5 | 89.1 | 76.0 | : | : | : | : | : | : | -4.6 | : |
| UK | 79.6 | 83.9 | 82.0 | 98.0 | 71.6 | 89.4 | 66.7 | 69.6 | 74.0 | 91.2 | 84.7 | 63.6 | 91.0 | -3.3 | 1.8 |
| IRL | 79.4 | 70.3 | : | 73.0 | 63.3 | 66.2 | 45.4 | 33.0 | 50.2 | 43.7 | 41.7 | : | : | -20.9 | -42.9 |
| DK | 114.2 | 105.5 | 113.7 | 110.1 | 124.1 | 96.1 | 74.1 | 114.1 | 104.1 | 116.1 | 129.1 | 112.1 | : | 7.7 | -9.7 |
| GR | 110.5 | 85.2 | 71.0 | 67.7 | 100.9 | 86.6 | 50.4 | 29.9 | 85.2 | 61.2 | 77.1 | 64.2 | : | -16.7 | -36.3 |
| E | 73.3 | 79.7 | : | 89.9 | 90.3 | 70.8 | 78.5 | 30.9 | 83.6 | 95.7 | 99.6 | : | : | -0.1 | 10.8 |
| P | 109.5 | 81.6 | : | 71.9 | 70.7 | 64.5 | 68.7 | : | : | : | : | : | : | -32.7 | : |
| USA | 92.3 | 115.2 | : | 129.6 | 126.3 | 137.4 | 124.2 | 130.0 | 133.9 | 141.1 | : | : | : | 26.6 | 4.0 |
| J | 97.3 | 99.4 | : | 105.0 | 97.5 | 90.0 | : | : | : | : | : | : | : | 2.6 | : |

SAISONBEREINIGT

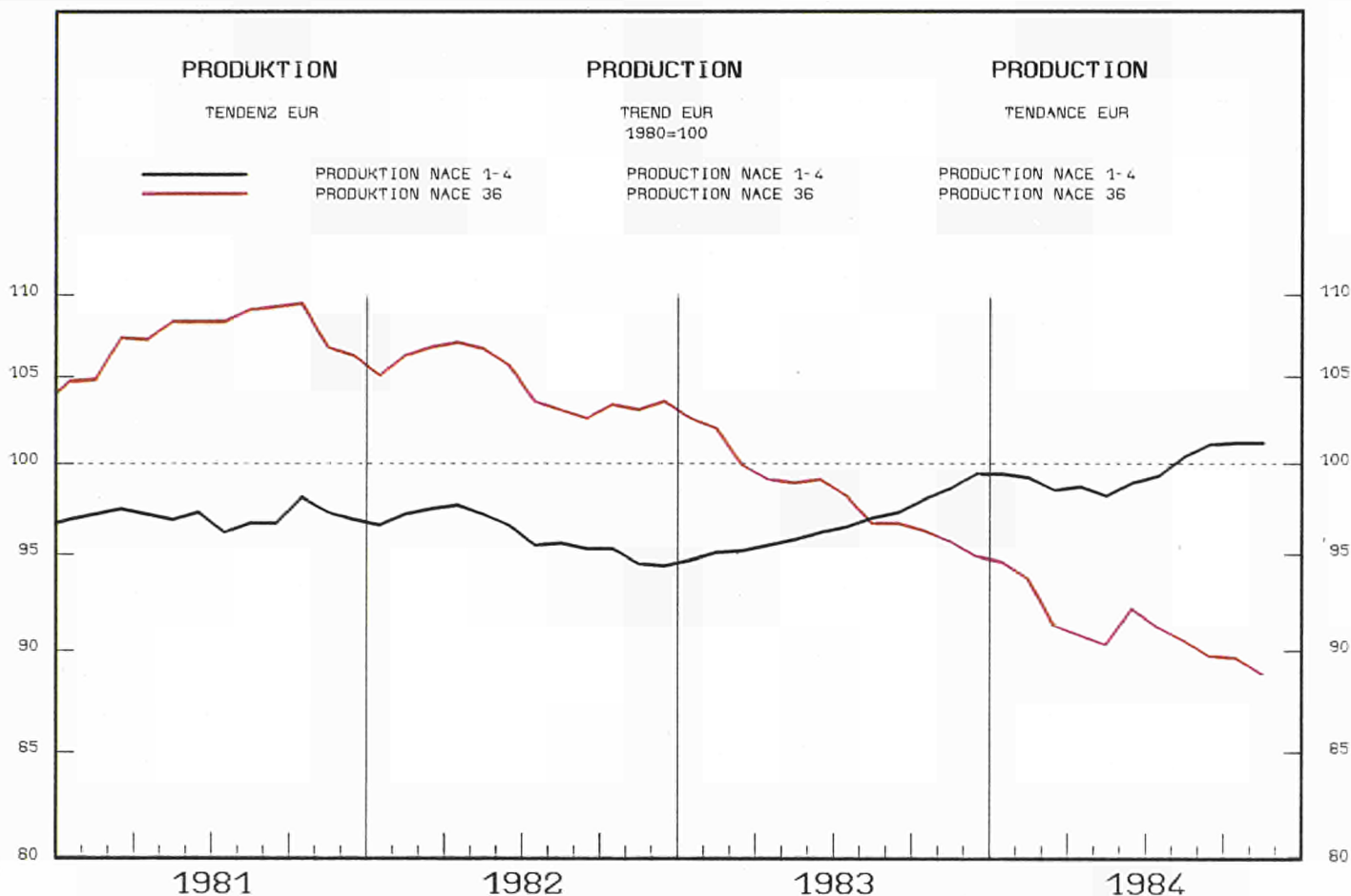
SEASONALLY ADJUSTED

DESAISONNALISE

| EUR10 | SAISONBEREINIGT | | | SEASONALLY ADJUSTED | | | | | DESAISONNALISE | | | | | %A | %B |
|-------|-----------------|-------|-------|---------------------|-------|-------|-------|-------|----------------|-------|-------|-------|-------|-------|-------|
| | 1982 | 1983 | 1984 | 1983 | 1984 | 1984 | 1985 | 1985 | 1985 | 1985 | 1985 | 1985 | | | |
| D | 104.6 | 101.6 | 100.2 | 115.2 | 121.0 | 117.3 | 111.1 | 118.5 | 111.6 | 120.5 | 125.3 | 121.7 | 126.2 | 6.4 | 3.7 |
| F | 103.2 | 92.1 | 92.1 | 103.2 | 92.1 | 92.1 | 100.1 | 98.8 | 89.6 | 91.9 | 91.9 | 91.0 | : | -4.8 | -0.9 |
| I | 91.2 | 94.3 | 86.8 | 91.2 | 94.3 | 86.8 | 97.3 | 96.3 | 96.8 | 93.9 | 81.7 | 91.2 | : | -8.1 | 11.5 |
| NL | : | : | : | : | : | : | : | : | : | : | : | : | : | : | : |
| B | 120.4 | 122.4 | 119.2 | 120.4 | 122.4 | 119.2 | 109.2 | 119.4 | 130.0 | 121.1 | 126.6 | 119.1 | : | 2.3 | -5.9 |
| L | : | : | : | : | : | : | : | : | : | : | : | : | : | : | : |
| UK | 86.4 | 85.5 | 86.6 | 86.4 | 85.5 | 86.6 | 81.6 | 87.4 | 79.4 | 85.2 | 75.9 | 74.6 | 89.3 | -4.8 | 19.7 |
| IRL | 69.3 | 68.0 | 59.6 | 69.3 | 68.0 | 59.6 | 56.6 | 56.5 | 53.9 | 47.2 | 40.8 | : | : | -15.4 | -13.7 |
| DK | 104.3 | 120.8 | 108.8 | 104.3 | 120.8 | 108.8 | 118.2 | 117.2 | 96.9 | 118.6 | 123.1 | 111.9 | : | 6.4 | -9.1 |
| GR | 60.1 | 67.4 | 95.7 | 60.1 | 67.4 | 95.7 | 74.6 | 61.1 | 92.3 | 61.1 | 71.7 | 40.2 | : | -24.1 | -44.0 |
| E | 76.9 | 68.2 | 76.3 | 76.9 | 68.2 | 76.3 | 72.9 | 90.6 | 85.1 | 83.8 | 87.9 | : | : | 8.4 | 4.9 |
| P | : | : | : | : | : | : | : | : | : | : | : | : | : | : | : |
| USA | : | : | : | : | : | : | : | : | : | : | : | : | : | : | : |
| J | : | : | : | : | : | : | : | : | : | : | : | : | : | : | : |

BAU VON KRAFTWAGEN UND DEREN EINZELTEILEN
MOTOR VEHICLES, PARTS AND ACCESSORIES
CONSTRUCTION D'AUTOMOBILES ET DE PIECES DETACHEES

| | 1981 | 1982 | 1983 | 1982 | 1983 | 1984 | | | | | 1983 | 1984 | | | | | | |
|-------------------------------|----------------------------|-------|-------|-------|-------|-------|-------|-------|-------|-------|-------|-------|----------------|-------|-------|--------------------------------|--|--|
| | | | | IV. | I. | II. | III. | IV. | I. | II. | III. | IV. | I. | II. | III. | | | |
| | | | | | | | | | | | | | SB - ADJ - CVS | | | | | |
| UMSATZ | TURNOVER | | | | | | | | | | | | | | | CHIFFRE D'AFFAIRES | | |
| EUR10 | 106.1 | 116.7 | 126.2 | 122.3 | 123.7 | 132.6 | 111.9 | 136.7 | : | : | : | 132.1 | : | : | : | | | |
| D | 107.0 | 118.2 | 124.8 | 119.1 | 122.3 | 131.6 | 108.6 | 136.5 | 139.4 | 96.6 | 115.9 | 131.6 | 133.7 | 95.3 | 127.9 | | | |
| F | 108.0 | 120.9 | 132.9 | 133.7 | 129.0 | 137.4 | 120.8 | 144.4 | 133.3 | 138.6 | 123.1 | 136.5 | 132.1 | 134.3 | 136.9 | | | |
| I | 111.7 | 118.1 | 129.4 | 128.2 | 119.8 | 143.9 | 100.3 | 153.6 | : | : | : | 148.3 | : | : | : | | | |
| NL | : | : | : | : | : | : | : | : | : | : | : | : | : | : | : | | | |
| B | 110.5 | 140.9 | 162.5 | 160.4 | 171.7 | 179.1 | 136.5 | 162.7 | 181.3 | 144.0 | 134.0 | 158.7 | 169.2 | 134.4 | 159.2 | | | |
| L | : | : | : | : | : | : | : | : | : | : | : | : | : | : | : | | | |
| UK | 95.5 | 99.5 | 107.8 | 98.6 | 109.5 | 106.4 | 109.7 | 105.7 | 129.9 | 120.1 | 113.5 | 109.0 | 122.6 | 119.2 | 119.7 | | | |
| IRL | 112.1 | 103.1 | 103.1 | 102.1 | 123.9 | 115.3 | 79.3 | 94.1 | 96.8 | : | : | 96.4 | 86.3 | : | : | | | |
| DK | 122.4 | 137.2 | 136.4 | 144.8 | 141.1 | 148.4 | 113.8 | 142.4 | 138.1 | 171.7 | 127.8 | 139.1 | 139.7 | 153.1 | 143.8 | | | |
| GR | - | - | - | - | - | - | - | - | - | - | - | - | - | - | - | | | |
| AUSFUHR | EXPORTS | | | | | | | | | | | | | | | EXPORTATIONS | | |
| EUR10 | 119.2 | 131.1 | 135.4 | 143.9 | 124.5 | 130.7 | 124.3 | 162.2 | 156.9 | 139.0 | : | 148.2 | 160.6 | 143.2 | : | | | |
| D | 117.1 | 145.8 | 152.0 | 154.7 | 148.0 | 156.5 | 133.5 | 170.0 | 178.0 | 137.2 | : | 159.4 | 174.2 | 136.9 | : | | | |
| F | 104.2 | 108.5 | 116.5 | 121.7 | 116.2 | 120.5 | 99.8 | 129.5 | 130.5 | 129.7 | : | 120.4 | 125.6 | 126.4 | : | | | |
| I | 105.5 | 103.2 | 117.7 | 98.2 | 104.5 | 117.0 | 108.7 | 140.6 | 123.3 | 129.6 | : | 134.7 | 128.6 | 119.8 | : | | | |
| NL | 106.4 | 119.8 | 122.4 | 138.3 | 135.0 | 119.5 | 110.7 | 148.3 | 139.8 | 157.1 | : | 138.2 | 135.9 | 154.9 | : | | | |
| UEBL | 111.5 | 131.4 | 151.5 | 147.7 | 153.1 | 169.1 | 128.7 | 151.2 | 163.2 | 146.1 | : | 147.3 | 156.0 | 134.9 | : | | | |
| UK | 109.1 | 104.9 | 98.7 | 104.7 | 93.1 | 97.1 | 94.7 | 109.7 | 107.2 | 112.9 | : | 102.4 | 109.2 | 108.4 | : | | | |
| IRL | 98.1 | 153.5 | 167.8 | 151.1 | 163.6 | 183.4 | 178.1 | 154.2 | 196.6 | 137.1 | : | 160.5 | 192.1 | 124.8 | : | | | |
| DK | 103.8 | 117.2 | 124.9 | 121.8 | 126.4 | 159.7 | 110.4 | 123.1 | 126.4 | 143.7 | : | 123.7 | 126.6 | 133.6 | : | | | |
| GR | 186.6 | 165.9 | 194.4 | 134.4 | 308.7 | 103.7 | 212.9 | 152.3 | 62.2 | 157.1 | : | 161.1 | 55.0 | 159.0 | : | | | |
| EINFUHR | IMPORTS | | | | | | | | | | | | | | | IMPORTATIONS | | |
| EUR10 | 113.3 | 129.5 | 161.5 | 132.7 | 157.1 | 170.8 | 150.3 | 167.7 | 197.8 | 198.6 | : | 176.0 | 188.3 | 188.3 | : | | | |
| D | 106.7 | 114.1 | 149.8 | 116.9 | 136.1 | 167.7 | 141.7 | 153.8 | 173.4 | 168.8 | : | 161.9 | 169.4 | 156.8 | : | | | |
| F | 115.2 | 143.7 | 151.5 | 185.9 | 162.2 | 153.9 | 122.9 | 166.9 | 152.2 | 152.4 | : | 149.8 | 147.0 | 145.0 | : | | | |
| I | 108.9 | 111.7 | 95.5 | 104.1 | 90.4 | 111.4 | 84.5 | 95.9 | 123.8 | 116.4 | : | 88.4 | 126.1 | 109.3 | : | | | |
| NL | 99.2 | 107.0 | 125.0 | 112.2 | 129.5 | 137.1 | 99.8 | 133.4 | 155.0 | 149.8 | : | 129.7 | 146.5 | 130.6 | : | | | |
| UEBL | 106.0 | 118.7 | 132.9 | 120.9 | 138.8 | 146.6 | 113.8 | 132.5 | 154.6 | 133.5 | : | 133.0 | 145.9 | 125.3 | : | | | |
| UK | 111.5 | 148.1 | 181.1 | 146.4 | 176.2 | 201.0 | 176.8 | 170.5 | 204.2 | 193.8 | : | 180.5 | 196.3 | 177.6 | : | | | |
| IRL | 110.5 | 97.0 | 97.9 | 82.0 | 129.2 | 110.8 | 73.9 | 86.6 | 119.2 | 111.5 | : | 94.9 | 103.8 | 98.7 | : | | | |
| DK | 100.9 | 126.4 | 169.2 | 131.2 | 159.0 | 169.0 | 144.4 | 204.1 | 239.8 | 228.1 | : | 206.2 | 234.3 | 216.0 | : | | | |
| GR | 118.1 | 172.0 | 148.9 | 201.2 | 131.4 | 133.9 | 128.5 | 201.8 | 128.1 | 121.8 | : | 169.9 | 141.9 | 140.2 | : | | | |
| LOEHNE UND GEHAELTER | WAGES AND SALARIES | | | | | | | | | | | | | | | SALAIRES ET TRAITEMENTS | | |
| EUR10 | 106.9 | 115.2 | 123.6 | 125.2 | 109.3 | 121.2 | 127.5 | 136.4 | 126.1 | 115.9 | : | 127.7 | 133.9 | 119.7 | : | | | |
| D | 104.0 | 109.1 | 112.7 | 116.8 | 96.2 | 107.7 | 120.5 | 126.4 | 116.9 | 95.0 | 115.1 | 117.8 | 127.1 | 102.2 | 109.0 | | | |
| F | 103.7 | 114.8 | 123.4 | 118.2 | 120.7 | 124.0 | 123.7 | 125.1 | 124.7 | 125.1 | : | 125.3 | 125.2 | 124.0 | : | | | |
| I | 125.5 | 139.9 | 165.1 | 169.1 | 136.6 | 157.7 | 169.6 | 196.7 | 167.0 | 176.2 | 177.6 | 178.7 | 183.3 | 179.2 | 180.6 | | | |
| NL | : | : | : | : | : | : | : | : | : | : | : | : | : | : | : | | | |
| B | 100.8 | 111.0 | 122.5 | 134.2 | 103.5 | 156.5 | 93.6 | 136.5 | 109.0 | 109.8 | 99.4 | 115.8 | 116.7 | 104.3 | 119.8 | | | |
| L | : | : | : | : | : | : | : | : | : | : | : | : | : | : | : | | | |
| UK | : | : | : | : | : | : | : | : | : | : | : | : | : | : | : | | | |
| IRL | : | : | : | : | : | : | : | : | : | : | : | : | : | : | : | | | |
| DK | 105.9 | 109.7 | 109.4 | 110.2 | 115.5 | 116.9 | 98.4 | 107.0 | 139.4 | 153.9 | 133.8 | 109.0 | 132.1 | 144.4 | 146.9 | | | |
| GR | - | - | - | - | - | - | - | - | - | - | - | - | - | - | - | | | |
| ABHAENIG BESCHAEFTIGTE | NUMBER OF EMPLOYEES | | | | | | | | | | | | | | | NOMBRE DE SALARIES | | |
| EUR10 | 92.8 | 90.4 | 87.7 | 89.1 | 88.3 | 88.0 | 87.4 | 86.9 | 86.3 | 85.4 | : | : | : | : | : | | | |
| D | 98.1 | 99.1 | 98.2 | 98.7 | 97.9 | 97.8 | 98.5 | 98.7 | 99.1 | 98.9 | 100.6 | : | : | : | : | | | |
| F | 92.4 | 90.2 | 88.6 | 89.7 | 89.4 | 89.4 | 88.0 | 87.5 | 86.2 | 85.7 | : | : | : | : | : | | | |
| I | 95.7 | 91.0 | 85.1 | 88.8 | 87.1 | 85.8 | 84.5 | 83.1 | 81.5 | 80.3 | 79.0 | : | : | : | : | | | |
| NL | : | : | : | : | : | : | : | : | : | : | : | : | : | : | : | | | |
| B | 90.5 | 87.4 | 87.1 | 86.5 | 86.7 | 87.1 | 87.4 | 87.2 | 86.8 | 68.7 | 86.7 | : | : | : | : | | | |
| L | : | : | : | : | : | : | : | : | : | : | : | : | : | : | : | | | |
| UK | 84.7 | 79.3 | 75.0 | 76.7 | 75.8 | 75.7 | 74.6 | 74.0 | 73.3 | 72.7 | 72.0 | : | : | : | : | | | |
| IRL | 92.9 | 68.4 | 79.8 | 86.9 | 83.9 | 83.9 | 77.9 | 73.4 | 73.4 | 71.9 | : | : | : | : | : | | | |
| DK | 96.4 | 91.1 | 84.8 | 93.4 | 87.2 | 85.7 | 83.6 | 82.8 | 83.4 | 91.2 | 89.8 | : | : | : | : | | | |
| GR | - | - | - | - | - | - | - | - | - | - | - | : | : | : | : | | | |



| 1982 | 1983 | 1984 | 1983 | 1984 | 1984 | 1985 | | | | | | %A | %B | |
|------|------|------|------|------|------|------|----|----|----|----|----|----|----|--|
| | | | 11 | 12 | 01 | 07 | 08 | 09 | 10 | 11 | 12 | 01 | | |

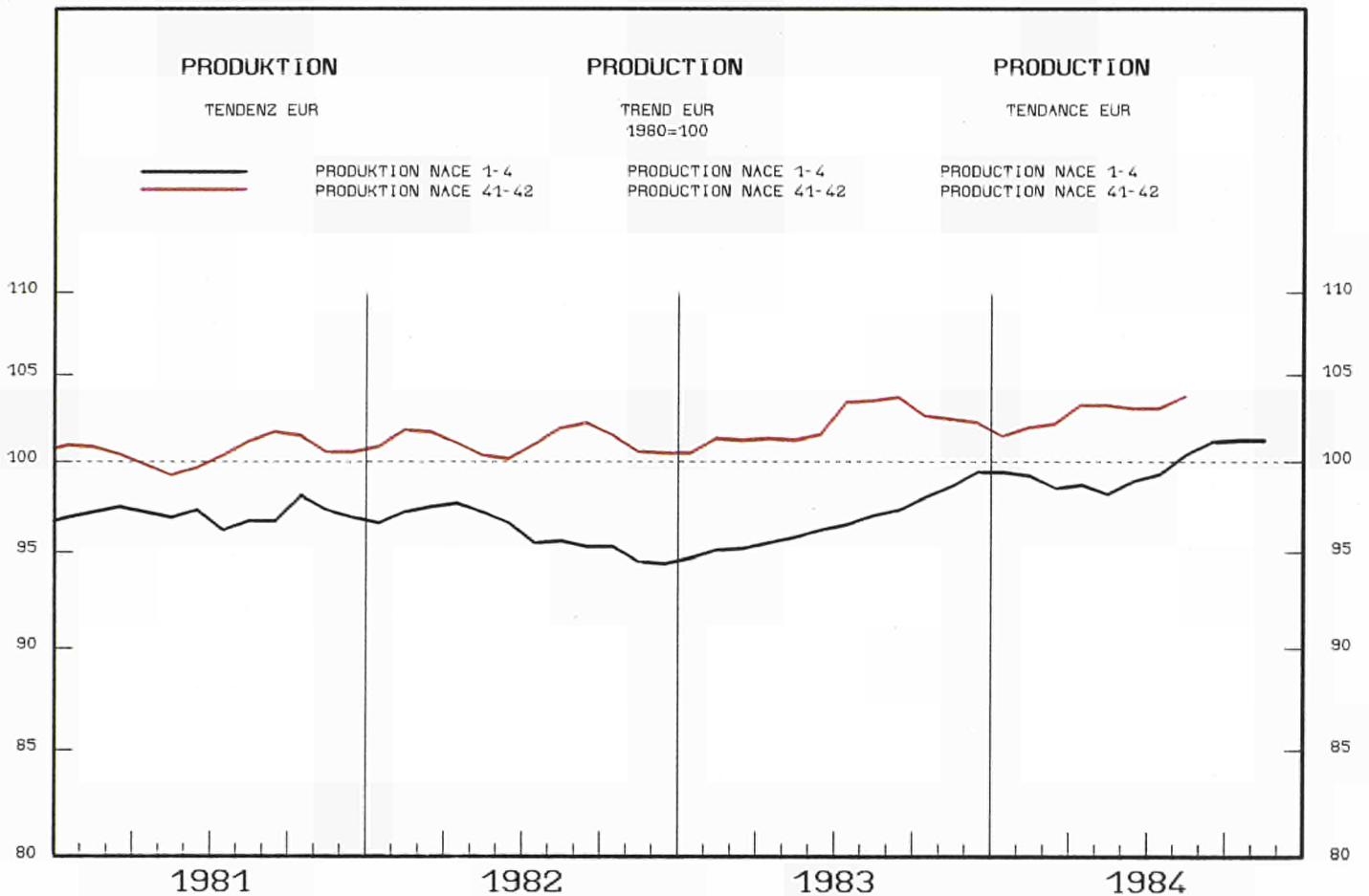
| PRODUKTIONSINDIZES PRO ARBEITSTAG | | | | INDICES OF PRODUCTION PER WORKING DAY | | | | | | | | INDICES DE PRODUCTION PAR JOUR OUVRABLE | | | |
|--------------------------------------|-------|-------|-------|--|-------|-------|-------|-------|-------|-------|-------|--|------|-------|-------|
| EUR10 | 105.6 | 99.2 | 91.4 | 101.3 | 94.3 | 92.1 | 88.6 | 65.1 | 95.0 | 97.2 | 95.3 | 84.9 | : | -7.7 | -10.0 |
| D | 113.0 | 97.2 | 89.0 | 93.8 | 82.1 | 79.9 | 80.0 | 77.2 | 86.9 | 91.6 | 94.8 | 81.5 | 82.5 | -6.7 | 3.3 |
| F | 101.3 | 93.0 | 82.0 | 87.7 | 96.7 | 92.9 | 90.1 | 50.1 | 80.5 | 88.8 | 81.8 | 76.8 | : | -11.9 | -20.5 |
| I | 117.8 | 124.2 | 122.4 | 143.4 | 118.1 | 126.2 | 129.1 | 49.0 | 133.9 | 130.5 | 125.6 | 103.5 | : | -1.5 | -12.4 |
| NL | 98.3 | 90.6 | : | 92.0 | 88.0 | 83.0 | 61.0 | 89.0 | 100.0 | 103.0 | : | : | : | -0.4 | 4.0 |
| B | 106.0 | 121.3 | 117.1 | 128.1 | 106.7 | 102.4 | 105.0 | 117.2 | 122.5 | 116.9 | 123.4 | 125.9 | : | -3.5 | 18.0 |
| L | - | - | - | - | - | - | - | - | - | - | - | - | : | - | - |
| UK | 100.7 | 94.9 | 86.0 | 101.2 | 88.9 | 83.9 | 81.0 | 79.2 | 93.5 | 91.9 | 93.4 | 81.7 | 80.9 | -8.8 | -3.6 |
| IRL | 101.6 | 98.2 | : | 98.8 | 92.1 | 88.3 | 113.0 | 111.3 | 127.8 | 113.9 | 133.7 | : | : | 15.1 | 35.3 |
| DK | 114.3 | 104.5 | 95.9 | 99.7 | 88.8 | 98.7 | 58.3 | 90.8 | 103.0 | 102.9 | 107.9 | 93.9 | : | -8.2 | 5.7 |
| GR | 90.5 | 79.5 | 73.4 | 79.6 | 81.0 | 73.7 | 71.7 | 68.1 | 76.1 | 66.7 | 68.0 | 85.8 | : | -7.6 | 5.9 |
| E | 88.9 | 108.4 | : | 118.1 | 99.1 | 98.3 | 114.1 | 38.7 | 113.7 | 133.8 | 134.4 | : | : | 0.9 | 13.8 |
| P | - | - | - | - | - | - | - | - | - | - | - | - | : | - | - |
| USA | - | - | - | - | - | - | - | - | - | - | - | - | : | - | - |
| J | - | - | - | - | - | - | - | - | - | - | - | - | : | - | - |

| SAISONBEREINIGT | | | | SEASONALLY ADJUSTED | | | | | | | | DESAISONNALISE | | | |
|-----------------|-------|-------|-------|---------------------|-------|-------|-------|-------|-------|------|------|----------------|--|--|--|
| EUR10 | 94.6 | 94.4 | 95.4 | 93.5 | 89.3 | 88.5 | 91.0 | 88.9 | 86.1 | : | -2.0 | -3.1 | | | |
| D | 86.2 | 85.8 | 84.8 | 95.9 | 89.4 | 83.6 | 87.8 | 88.3 | 87.3 | 88.4 | 1.3 | 1.3 | | | |
| F | 87.8 | 88.7 | 97.8 | 86.5 | 75.1 | 77.3 | 84.0 | 80.8 | 70.1 | : | -1.7 | -13.2 | | | |
| I | 130.1 | 126.8 | 121.9 | 120.8 | 121.8 | 124.1 | 121.9 | 115.2 | 114.9 | : | -4.0 | -0.2 | | | |
| NL | 85.9 | 83.8 | 88.3 | 91.6 | 90.9 | 95.7 | 94.0 | : | : | : | - | -1.8 | | | |
| B | 118.9 | 115.1 | 103.5 | 128.3 | 119.0 | 123.0 | 111.8 | 113.9 | 131.3 | : | -3.6 | 15.3 | | | |
| L | - | - | - | - | - | - | - | - | - | : | - | - | | | |
| UK | 91.4 | 91.0 | 88.3 | 85.4 | 85.5 | 85.3 | 84.3 | 84.4 | 83.2 | 85.6 | -0.7 | 2.9 | | | |
| IRL | 97.4 | 87.4 | 94.9 | 116.3 | 120.6 | 132.6 | 117.8 | 133.7 | : | : | 7.3 | 13.5 | | | |
| DK | 94.3 | 98.1 | 94.0 | 90.3 | 94.6 | 95.0 | 97.6 | 100.5 | 103.4 | : | 7.8 | 2.9 | | | |
| GR | 80.1 | 69.7 | 79.1 | 75.9 | 74.0 | 78.5 | 68.3 | 68.7 | 74.9 | : | -7.2 | 8.9 | | | |
| E | 104.8 | 105.9 | 98.7 | 104.6 | 110.5 | 107.9 | 119.9 | 120.7 | : | : | 9.2 | 0.6 | | | |
| P | - | - | - | - | - | - | - | - | - | : | - | - | | | |
| USA | - | - | - | - | - | - | - | - | - | : | - | - | | | |
| J | - | - | - | - | - | - | - | - | - | : | - | - | | | |

FAHRZEUGBAU (OHNE BAU VON KRAFTWAGEN)
MEANS OF TRANSPORT (EXCLUDING MOTOR VEHICLES)
CONSTRUCTION DE MATERIEL DE TRANSPORT (SAUF AUTOMOBILES)

1980 = 100

| | 1981 | 1982 | 1983 | 1982 | | | | | 1983 | | | 1984 | | | 1983 | | | 1984 | | | | | |
|-------------------------------|-------|-------|-------|-------|-------|-------|-------|-------|-------|-------|-------|----------------------------|-------|-------|-------|-----|----|--------------------------------|------|--|--|--|--|
| | | | | IV. | I. | II. | III. | IV. | I. | II. | III. | IV. | I. | II. | III. | IV. | I. | II. | III. | | | | |
| SB - ADJ - CVS | | | | | | | | | | | | | | | | | | | | | | | |
| UMSATZ | | | | | | | | | | | | TURNOVER | | | | | | CHIFFRE D'AFFAIRES | | | | | |
| EUR10 | 120.9 | 140.3 | 151.5 | 184.5 | 130.3 | 155.8 | 132.9 | 187.0 | : | : | : | 155.6 | : | : | : | | | | | | | | |
| D | 127.6 | 136.8 | 151.3 | 202.7 | 122.7 | 180.4 | 122.2 | 180.1 | 92.4 | 152.4 | 168.4 | 142.9 | 117.0 | 144.7 | 177.5 | | | | | | | | |
| F | 124.5 | 161.5 | 178.5 | 232.2 | 137.3 | 174.8 | 153.6 | 248.2 | 174.7 | 219.2 | 182.4 | 194.0 | 193.4 | 219.0 | 216.5 | | | | | | | | |
| I | 143.1 | 160.6 | 174.5 | 205.7 | 162.1 | 162.7 | 158.2 | 215.2 | : | : | : | 189.6 | : | : | : | | | | | | | | |
| NL | 113.3 | 114.9 | 112.5 | 129.5 | 103.3 | 115.5 | 94.5 | 136.5 | : | : | : | 118.7 | : | : | : | | | | | | | | |
| B | 114.2 | 107.6 | 124.5 | 121.7 | 105.7 | 115.8 | 136.5 | 140.2 | 76.4 | 131.9 | 63.5 | 115.7 | 96.6 | 118.2 | 84.2 | | | | | | | | |
| L | - | - | - | - | - | - | - | - | - | - | - | - | - | - | - | | | | | | | | |
| UK | 106.0 | 120.6 | 121.7 | 129.5 | 120.6 | 116.8 | 118.6 | 130.8 | 115.2 | 117.0 | 129.6 | 124.1 | 116.3 | 119.0 | 130.3 | | | | | | | | |
| IRL | - | - | - | - | - | - | - | - | - | - | - | - | - | - | - | | | | | | | | |
| DK | 131.4 | 171.1 | 221.2 | 230.3 | 210.6 | 296.4 | 154.9 | 223.0 | 265.2 | 189.8 | 155.2 | 183.6 | 258.7 | 181.9 | 214.0 | | | | | | | | |
| GR | - | - | - | - | - | - | - | - | - | - | - | - | - | - | - | | | | | | | | |
| LOEHNE UND GEAELTER | | | | | | | | | | | | WAGES AND SALARIES | | | | | | SALAIRES ET TRAITEMENTS | | | | | |
| EUR10 | - | - | - | - | - | - | - | - | - | - | - | - | - | - | - | | | | | | | | |
| D | 108.3 | 108.7 | 104.7 | 116.4 | 96.3 | 106.7 | 102.9 | 112.8 | 93.2 | 98.1 | 99.7 | 102.8 | 101.5 | 97.3 | 100.9 | | | | | | | | |
| F | 112.2 | 124.6 | 133.0 | 126.4 | 130.8 | 133.0 | 133.1 | 135.1 | 135.9 | 135.9 | : | 135.7 | 136.1 | 134.7 | : | | | | | | | | |
| I | - | - | - | - | - | - | - | - | - | - | - | - | - | - | - | | | | | | | | |
| NL | - | - | - | - | - | - | - | - | - | - | - | - | - | - | - | | | | | | | | |
| B | 92.9 | 102.4 | 110.6 | 116.5 | 106.9 | 105.6 | 109.9 | 120.1 | 97.6 | 93.0 | 91.4 | 109.3 | 100.5 | 90.2 | 103.7 | | | | | | | | |
| L | - | - | - | - | - | - | - | - | - | - | - | - | - | - | - | | | | | | | | |
| UK | - | - | - | - | - | - | - | - | - | - | - | - | - | - | - | | | | | | | | |
| IRL | - | - | - | - | - | - | - | - | - | - | - | - | - | - | - | | | | | | | | |
| DK | 119.0 | 131.8 | 126.2 | 134.1 | 141.5 | 139.3 | 107.7 | 116.2 | 121.3 | 119.2 | 104.8 | 114.3 | 114.3 | 111.1 | 116.2 | | | | | | | | |
| GR | - | - | - | - | - | - | - | - | - | - | - | - | - | - | - | | | | | | | | |
| ABHAENIG BESCHAEFTIGTE | | | | | | | | | | | | NUMBER OF EMPLOYEES | | | | | | NOMBRE DE SALARIES | | | | | |
| EUR10 | 97.2 | 91.9 | 86.7 | 90.2 | 88.5 | 87.1 | 86.2 | 84.8 | 82.8 | 81.6 | : | | | | | | | | | | | | |
| D | 101.9 | 100.6 | 94.6 | 99.0 | 96.8 | 95.0 | 94.2 | 92.6 | 89.7 | 88.4 | 87.4 | | | | | | | | | | | | |
| F | 99.0 | 99.1 | 95.9 | 97.9 | 96.6 | 96.2 | 95.6 | 95.2 | 94.3 | 93.5 | : | | | | | | | | | | | | |
| I | : | : | : | : | : | : | : | : | : | : | : | | | | | | | | | | | | |
| NL | 99.4 | 96.2 | 89.3 | 94.9 | 93.6 | 90.4 | 87.2 | 85.9 | : | : | : | | | | | | | | | | | | |
| B | 96.9 | 85.3 | 83.5 | 85.8 | 84.8 | 84.2 | 84.5 | 80.5 | 76.4 | 78.2 | 72.3 | | | | | | | | | | | | |
| L | - | - | - | - | - | - | - | - | - | - | - | | | | | | | | | | | | |
| UK | 94.3 | 85.3 | 79.8 | 83.3 | 81.4 | 80.1 | 79.5 | 78.1 | 75.9 | 74.3 | 73.3 | | | | | | | | | | | | |
| IRL | 98.7 | 99.1 | 90.1 | 98.7 | 96.9 | 91.5 | 86.1 | 86.1 | 87.9 | 84.3 | : | | | | | | | | | | | | |
| DK | 107.0 | 106.7 | 93.1 | 104.5 | 103.6 | 97.5 | 87.6 | 83.5 | 85.0 | 83.5 | 84.2 | | | | | | | | | | | | |
| GR | - | - | - | - | - | - | - | - | - | - | - | | | | | | | | | | | | |



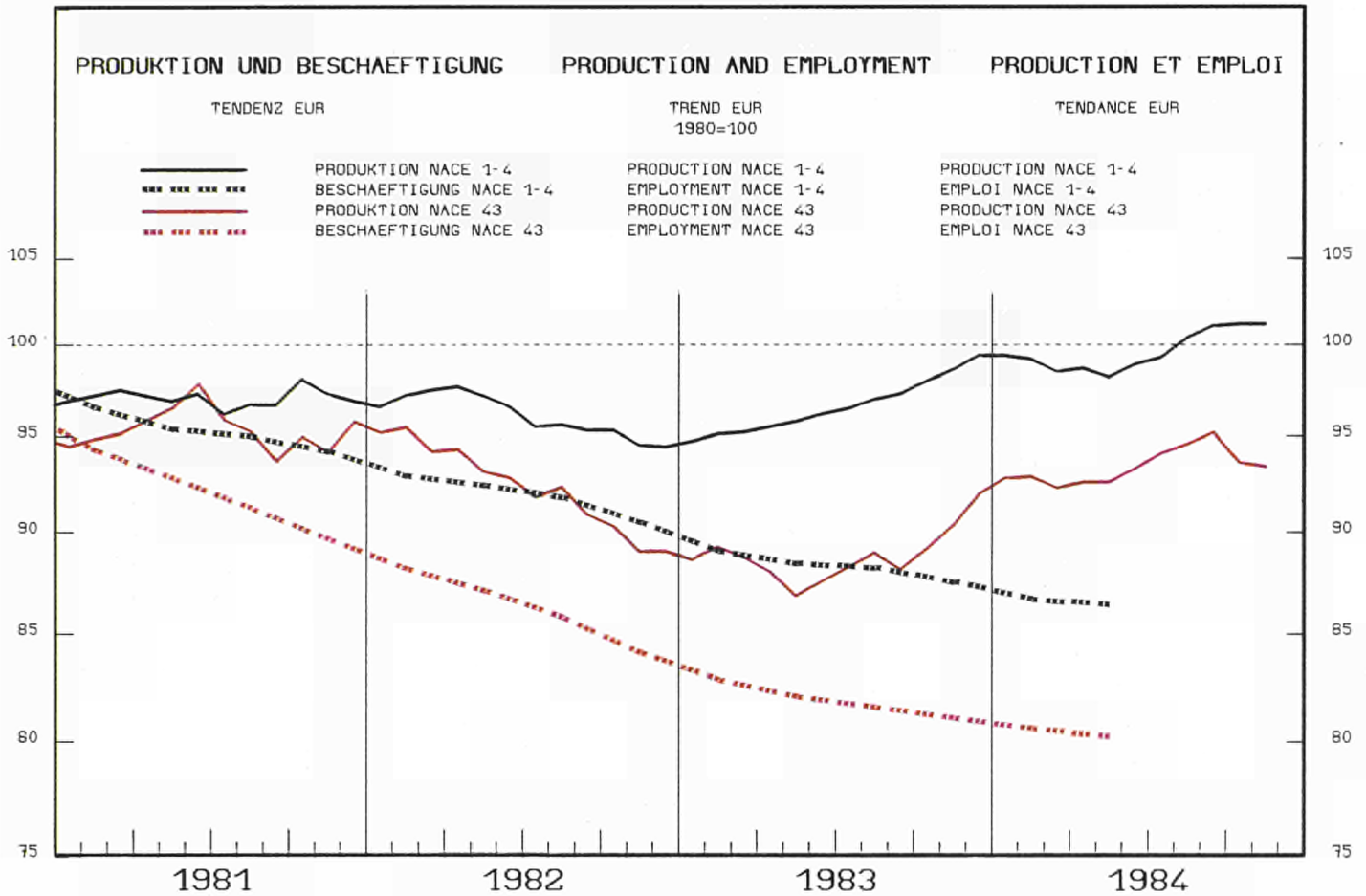
| 1982 | 1983 | 1984 | 1983 | 1984 | 1984 | 1985 | %A | %B | | | | | | |
|------|------|------|------|------|------|------|----|----|----|----|----|----|--|--|
| | | | 11 | 12 | 01 | 07 | 08 | 09 | 10 | 11 | 12 | 01 | | |

| PRODUKTIONSINDIZES PRO ARBEITSTAG | | | INDICES OF PRODUCTION PER WORKING DAY | | | | | | | INDICES DE PRODUCTION PAR JOUR OUVRABLE | | | | | |
|--------------------------------------|-------|-------|--|-------|-------|-------|-------|-------|-------|--|-------|-------|-------|------|------|
| EUR10 | 101.1 | 102.1 | : | 112.5 | 99.3 | 95.7 | 97.2 | 96.5 | 110.1 | : | : | : | : | 1.3 | |
| D | 98.7 | 98.7 | 100.3 | 111.5 | 95.7 | 91.1 | 97.4 | 97.4 | 101.0 | 114.2 | 116.1 | 96.9 | 94.3 | 1.7 | 3.5 |
| F | 101.5 | 102.7 | : | 107.8 | 107.8 | 104.4 | 97.8 | 97.8 | 97.8 | : | : | : | : | 2.4 | : |
| I | 101.4 | 102.4 | 101.4 | 114.7 | 86.2 | 89.4 | 87.3 | 82.9 | 138.3 | 124.9 | 113.4 | 86.7 | : | -1.0 | 0.6 |
| NL | 105.8 | 107.0 | : | 122.0 | 115.0 | 102.0 | 100.0 | 105.0 | 112.0 | : | : | : | : | 3.2 | : |
| B | 108.5 | 110.0 | 112.0 | 129.1 | 103.3 | 101.7 | 94.7 | 115.0 | 114.5 | 123.1 | 126.0 | 112.6 | : | 1.8 | 9.0 |
| L | 115.1 | 137.1 | : | 136.5 | 124.0 | 129.6 | 139.0 | : | : | : | : | : | : | -4.7 | : |
| UK | 99.6 | 101.1 | 102.9 | 113.2 | 100.3 | 98.9 | 97.1 | 93.3 | 110.2 | 109.2 | 114.0 | 100.9 | 100.3 | 1.8 | 1.4 |
| IRL | 101.3 | 103.4 | : | 111.6 | 103.0 | 83.7 | 110.8 | 104.5 | 115.8 | 117.0 | 112.3 | : | : | 4.9 | 0.6 |
| DK | 106.7 | 107.6 | 111.3 | 107.9 | 108.9 | 93.9 | 108.9 | 118.9 | 109.9 | 117.9 | 114.9 | 104.9 | : | 3.5 | -3.7 |
| GR | 101.7 | 103.1 | 105.2 | 91.2 | 71.8 | 66.9 | 116.3 | 170.2 | 173.7 | 124.0 | 90.7 | 70.3 | : | 2.0 | -2.1 |
| E | 101.6 | 107.8 | : | 116.3 | 110.8 | 111.7 | 110.5 | 110.6 | 123.2 | 121.8 | 118.1 | : | : | 3.4 | 1.5 |
| P | 100.8 | 105.6 | : | 103.2 | 99.2 | 94.0 | 98.1 | : | : | : | : | : | : | -5.2 | : |
| USA | 100.7 | 103.7 | : | 104.9 | 100.5 | 101.1 | 109.5 | 113.3 | : | : | : | : | : | 4.3 | : |
| J | 101.1 | 102.4 | : | 99.6 | 115.6 | 76.5 | : | : | : | : | : | : | : | 0.8 | : |

| SAISONBEREINIGT | | | SEASONALLY ADJUSTED | | | | | | | DESAISONNALISE | | | | |
|-----------------|-------|-------|---------------------|-------|-------|-------|-------|-------|-------|----------------|------|------|---|---|
| EUR10 | 103.2 | 101.4 | 101.5 | 101.5 | 103.8 | 105.1 | : | : | : | : | : | : | : | : |
| D | 99.9 | 97.6 | 98.0 | 102.0 | 102.6 | 99.3 | 104.4 | 103.9 | 99.5 | 101.6 | -0.4 | 2.1 | | |
| F | 104.2 | 104.2 | 105.5 | 103.9 | 103.9 | 103.9 | : | : | : | : | : | : | | |
| I | 103.1 | 95.1 | 97.3 | 92.6 | 102.5 | 112.4 | 105.1 | 101.9 | 99.2 | : | -0.4 | -2.7 | | |
| NL | 109.0 | 110.2 | 110.7 | 108.2 | 113.3 | 108.4 | : | : | : | : | : | : | | |
| B | 115.2 | 109.2 | 108.6 | 110.1 | 114.2 | 111.4 | 110.5 | 111.7 | 117.7 | : | 1.3 | 5.4 | | |
| L | 139.6 | 136.0 | 133.5 | 135.2 | : | : | : | : | : | : | : | : | | |
| UK | 102.7 | 103.4 | 103.1 | 102.8 | 101.4 | 103.0 | 102.0 | 104.4 | 104.6 | 105.1 | 2.5 | 0.5 | | |
| IRL | 105.2 | 112.4 | 99.7 | 104.7 | 104.1 | 111.8 | 108.1 | 107.4 | : | : | 2.4 | -0.6 | | |
| DK | 108.4 | 112.9 | 106.3 | 110.8 | 114.4 | 108.0 | 117.7 | 115.0 | 109.2 | : | 2.6 | -5.1 | | |
| GR | 97.8 | 92.7 | 96.3 | 98.0 | 105.4 | 114.3 | 110.8 | 98.9 | 98.5 | : | -3.0 | -0.4 | | |
| E | 108.4 | 110.2 | 114.7 | 106.3 | 123.4 | 113.3 | 115.6 | 110.5 | : | : | 1.2 | -4.5 | | |
| P | 102.9 | 101.8 | 92.2 | 99.6 | : | : | : | : | : | : | : | : | | |
| USA | 104.2 | 104.8 | 106.0 | 109.4 | 109.2 | : | : | : | : | : | : | : | | |
| J | 96.2 | 95.9 | 97.3 | : | : | : | : | : | : | : | : | : | | |

1980 = 100

| | 1981 | 1982 | 1983 | 1982 | 1983 | | | | 1984 | | | 1983 | 1984 | | |
|--------------------------------|-------|-------|-------|-------|-------|-------|-------|-------|-------|-------|----------------|-------|-------|-------|-------|
| | | | | IV. | I. | II. | III. | IV. | I. | II. | III. | IV. | I. | II. | III. |
| | | | | | | | | | | | SB - ADJ - CVS | | | | |
| UMSATZ | | | | | | | | | | | | | | | |
| TURNOVER | | | | | | | | | | | | | | | |
| CHIFFRE D'AFFAIRES | | | | | | | | | | | | | | | |
| EUR10 | 111.9 | 121.7 | 130.7 | 130.5 | 125.2 | 127.8 | 129.0 | 140.7 | : | : | : | 135.3 | : | : | : |
| D | 109.8 | 114.6 | 117.2 | 119.1 | 112.9 | 116.7 | 116.5 | 122.8 | 116.7 | 121.4 | 118.4 | 119.6 | 117.9 | 120.9 | 121.0 |
| F | 113.2 | 124.5 | 137.0 | 135.7 | 131.4 | 134.9 | 134.2 | 147.6 | 145.8 | 150.0 | 145.1 | 143.0 | 146.9 | 149.7 | 150.2 |
| I | 120.2 | 136.2 | 154.1 | 149.1 | 143.0 | 148.8 | 154.9 | 169.7 | : | : | : | 163.0 | : | : | : |
| NL | 111.4 | 117.6 | 123.1 | 122.9 | 117.9 | 122.9 | 120.8 | 130.7 | : | : | : | 126.0 | : | : | : |
| B | 113.5 | 130.6 | 141.8 | 137.5 | 135.3 | 141.3 | 137.0 | 153.7 | 151.0 | 164.3 | 151.7 | 151.5 | 154.1 | 159.5 | 156.5 |
| L | 104.4 | 142.4 | 167.2 | 182.4 | 190.1 | 192.8 | 146.5 | 139.3 | : | : | : | 144.9 | : | : | : |
| UK | 108.4 | 118.9 | 128.1 | 130.3 | 125.1 | 120.1 | 125.5 | 141.6 | 136.3 | 131.7 | 133.7 | 132.7 | 136.1 | 138.7 | 136.5 |
| IRL | 107.6 | 127.9 | 139.1 | 129.6 | 111.1 | 143.9 | 151.9 | 149.6 | 125.8 | 163.2 | : | 151.0 | 149.0 | 151.9 | : |
| DK | 117.1 | 130.6 | 140.8 | 136.4 | 127.8 | 144.1 | 144.8 | 146.8 | 146.8 | 162.4 | 157.4 | 146.8 | 150.3 | 158.3 | 156.5 |
| GR | - | - | - | - | - | - | - | - | - | - | - | - | - | - | - |
| AUSFUHR | | | | | | | | | | | | | | | |
| EXPORTS | | | | | | | | | | | | | | | |
| EXPORTATIONS | | | | | | | | | | | | | | | |
| EUR10 | 128.5 | 127.2 | 128.3 | 131.8 | 115.3 | 116.5 | 136.9 | 144.5 | 141.4 | 144.8 | : | 139.3 | 146.7 | 148.6 | : |
| D | 125.6 | 136.0 | 139.5 | 142.6 | 123.3 | 125.4 | 159.2 | 150.2 | 151.2 | 152.6 | : | 149.3 | 151.3 | 155.7 | : |
| F | 119.8 | 118.0 | 123.0 | 122.6 | 105.6 | 102.3 | 142.9 | 141.0 | 131.9 | 145.4 | : | 136.4 | 135.6 | 147.5 | : |
| I | 140.5 | 149.6 | 146.7 | 172.6 | 116.6 | 113.4 | 152.4 | 198.4 | 176.9 | 125.5 | : | 163.5 | 185.1 | 148.0 | : |
| NL | 123.8 | 136.3 | 146.3 | 138.7 | 130.9 | 127.2 | 172.9 | 154.2 | 159.0 | 172.3 | : | 153.8 | 162.4 | 175.5 | : |
| UEBL | 126.4 | 158.8 | 143.8 | 156.9 | 125.8 | 131.3 | 153.5 | 164.6 | 163.9 | 176.7 | : | 134.6 | 171.5 | 174.9 | : |
| UK | 114.0 | 122.0 | 128.8 | 135.7 | 110.8 | 115.3 | 143.9 | 145.4 | 132.5 | 134.3 | : | 132.8 | 139.2 | 139.0 | : |
| IRL | 102.8 | 115.5 | 123.2 | 117.6 | 87.0 | 126.6 | 148.7 | 130.6 | 106.1 | 169.0 | : | 124.5 | 131.9 | 157.6 | : |
| DK | 122.9 | 134.7 | 141.9 | 138.5 | 126.1 | 123.1 | 165.1 | 153.1 | 149.2 | 155.7 | : | 152.8 | 153.0 | 159.7 | : |
| GR | 113.0 | 117.1 | 135.7 | 122.3 | 87.0 | 104.6 | 157.1 | 194.0 | 135.4 | 160.8 | : | 176.5 | 169.0 | 174.0 | : |
| EINFUHR | | | | | | | | | | | | | | | |
| IMPORTS | | | | | | | | | | | | | | | |
| IMPORTATIONS | | | | | | | | | | | | | | | |
| EUR10 | 109.9 | 120.0 | 129.6 | 124.5 | 112.4 | 112.9 | 140.9 | 152.3 | 146.5 | 143.6 | : | 144.1 | 152.1 | 149.6 | : |
| D | 113.2 | 124.8 | 135.0 | 133.2 | 109.5 | 109.6 | 166.6 | 154.4 | 143.1 | 149.7 | : | 146.6 | 150.5 | 156.1 | : |
| F | 115.5 | 126.0 | 137.5 | 134.9 | 118.7 | 115.3 | 153.7 | 162.3 | 148.8 | 156.9 | : | 153.1 | 153.7 | 163.3 | : |
| I | 109.4 | 137.8 | 147.0 | 140.4 | 121.1 | 121.3 | 182.9 | 162.5 | 122.6 | 127.2 | : | 154.1 | 134.0 | 132.6 | : |
| NL | 110.8 | 120.9 | 132.0 | 127.1 | 110.6 | 125.8 | 147.2 | 144.5 | 145.0 | 157.0 | : | 142.5 | 155.7 | 150.7 | : |
| UEBL | 111.9 | 126.6 | 129.4 | 142.2 | 96.8 | 128.2 | 144.4 | 148.2 | 146.7 | 153.6 | : | 138.8 | 154.2 | 155.0 | : |
| UK | 114.4 | 125.3 | 131.1 | 130.9 | 108.2 | 118.8 | 148.0 | 149.4 | 145.9 | 146.1 | : | 141.2 | 154.5 | 150.4 | : |
| IRL | 125.5 | 128.3 | 144.9 | 127.2 | 124.3 | 127.3 | 163.3 | 164.7 | 163.7 | 150.3 | : | 167.1 | 163.6 | 157.4 | : |
| DK | 125.3 | 130.3 | 146.3 | 137.3 | 119.6 | 120.8 | 165.2 | 179.6 | 153.9 | 144.4 | : | 172.5 | 172.2 | 169.5 | : |
| GR | 151.5 | 205.0 | 240.1 | 244.1 | 244.4 | 182.1 | 270.1 | 263.9 | 240.2 | 229.9 | : | 243.5 | 258.0 | 270.1 | : |
| LOEHNE UND GEAELTER | | | | | | | | | | | | | | | |
| WAGES AND SALARIES | | | | | | | | | | | | | | | |
| SALAIRES ET TRAITEMENTS | | | | | | | | | | | | | | | |
| EUR10 | 107.9 | 113.3 | : | 121.4 | 111.4 | : | : | : | : | : | : | : | : | : | : |
| D | 105.3 | 107.1 | 106.5 | 121.5 | 98.1 | 104.0 | 103.4 | 120.7 | 102.7 | 103.2 | 103.0 | 106.8 | 110.0 | 106.1 | 106.3 |
| F | 111.5 | 120.8 | 128.9 | 121.4 | 123.6 | 130.6 | 132.5 | 129.0 | 130.9 | 137.9 | : | 130.7 | 133.6 | 135.4 | : |
| I | - | - | - | - | - | - | - | - | - | - | : | - | - | - | - |
| NL | - | - | - | - | - | - | - | - | - | - | : | - | - | - | - |
| B | 120.3 | 116.9 | 136.1 | 143.8 | 113.0 | 112.9 | 105.7 | 212.9 | 121.1 | 130.9 | 122.4 | 175.1 | 135.5 | 133.0 | 142.0 |
| L | 106.6 | 113.1 | 119.7 | 124.6 | 110.4 | 119.9 | 117.7 | 130.7 | 117.5 | 125.6 | : | 122.3 | 124.1 | 125.1 | : |
| UK | 106.3 | 113.5 | : | 117.7 | 114.7 | : | : | : | : | : | : | : | : | : | : |
| IRL | - | - | - | - | - | - | - | - | - | - | : | - | - | - | - |
| DK | 106.2 | 115.8 | 126.9 | 118.9 | 122.5 | 132.3 | 123.3 | 129.5 | 133.2 | 144.3 | 130.7 | 129.4 | 134.7 | 138.9 | 135.4 |
| GR | 128.4 | 164.1 | 215.7 | 182.4 | 194.9 | 209.4 | 221.1 | 237.5 | 237.5 | 255.4 | : | 238.0 | 243.6 | 256.3 | : |
| ABHAENGIG BESCHAEFTE | | | | | | | | | | | | | | | |
| NUMBER OF EMPLOYEES | | | | | | | | | | | | | | | |
| NOMBRE DE SALAIRES | | | | | | | | | | | | | | | |
| EUR10 | 96.6 | 94.2 | 91.2 | 93.0 | 90.9 | 91.1 | 92.1 | 90.8 | 88.8 | 89.7 | : | : | : | : | : |
| D | 99.2 | 95.8 | 92.2 | 95.2 | 91.9 | 91.3 | 93.3 | 92.5 | 89.7 | 89.5 | 92.1 | : | : | : | : |
| F | 96.9 | 95.1 | 92.1 | 92.4 | 91.7 | 93.9 | 92.8 | 89.9 | 89.8 | 92.4 | : | : | : | : | : |
| I | : | : | : | : | : | : | : | : | : | : | : | : | : | : | : |
| NL | 97.6 | 94.7 | 91.1 | 92.9 | 91.6 | 91.6 | 91.3 | 90.1 | : | : | : | : | : | : | : |
| B | 98.3 | 97.0 | 96.0 | 96.9 | 95.0 | 94.9 | 96.8 | 97.2 | 94.3 | 95.2 | 97.2 | : | : | : | : |
| L | 99.7 | 98.2 | 97.6 | 97.7 | 96.7 | 98.0 | 98.6 | 97.2 | 95.5 | 95.4 | : | : | : | : | : |
| UK | 94.3 | 92.3 | 89.3 | 91.5 | 89.0 | 88.6 | 90.2 | 89.4 | 86.7 | 87.2 | 89.0 | : | : | : | : |
| IRL | 95.3 | 92.6 | 87.5 | 92.1 | 86.7 | 86.9 | 88.8 | 87.8 | 85.0 | 85.3 | : | : | : | : | : |
| DK | 97.4 | 96.0 | 97.5 | 93.9 | 95.6 | 99.0 | 99.1 | 96.2 | 96.3 | 100.8 | 101.6 | : | : | : | : |
| GR | 98.1 | 95.7 | 109.5 | 95.4 | 94.7 | 103.7 | 129.7 | 110.9 | 103.0 | 106.9 | : | : | : | : | : |



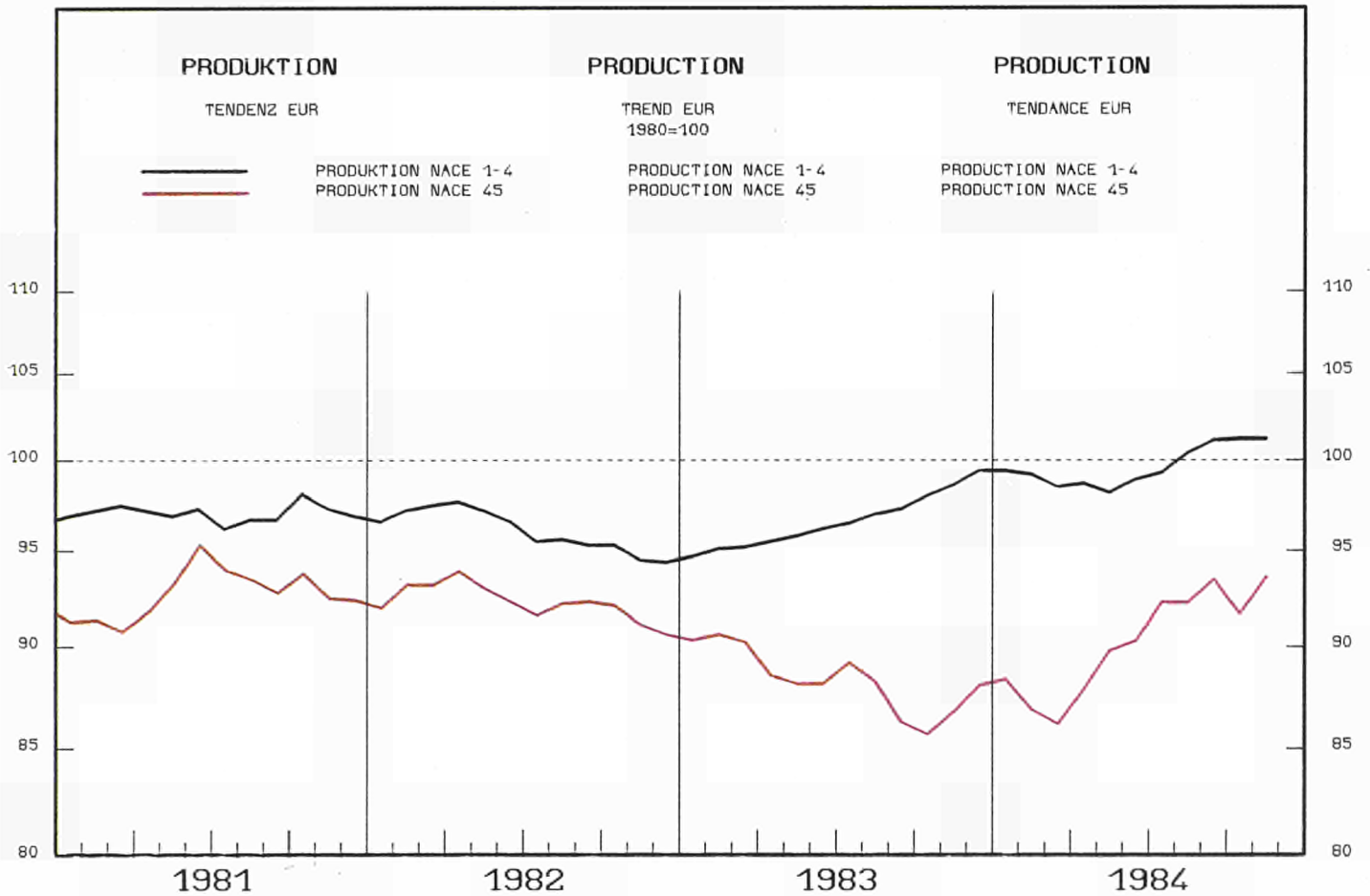
| 1982 | 1983 | 1984 | 1983 | 1984 | 1984 | | | | | | 1985 | %A | %B | |
|------|------|------|------|------|------|----|----|----|----|----|------|----|----|--|
| | | | 11 | 12 | 01 | 07 | 08 | 09 | 10 | 11 | 12 | 01 | | |

| | PRODUKTIONSINDIZES PRO ARBEITSTAG | | | INDICES OF PRODUCTION PER WORKING DAY | | | INDICES DE PRODUCTION PAR JOUR OUVRABLE | | | | | | | | |
|-------|--------------------------------------|-------|-------|--|-------|-------|--|-------|-------|-------|-------|------|------|------|-------|
| | EUR10 | | | | | | | | | | | | | | |
| EUR10 | 92.9 | 89.7 | 93.5 | 99.8 | 86.4 | 97.1 | 82.9 | 45.9 | 101.0 | 99.8 | 99.4 | 86.8 | : | 4.4 | 0.5 |
| D | 88.6 | 88.9 | 91.6 | 97.6 | 83.9 | 92.0 | 79.7 | 61.7 | 97.8 | 102.2 | 98.9 | 82.2 | 86.5 | 2.0 | -6.0 |
| F | 89.5 | 88.3 | 88.9 | 99.3 | 82.7 | 94.0 | 76.9 | 33.7 | 99.6 | 99.3 | 97.4 | 86.1 | : | 0.6 | 4.0 |
| I | 97.6 | 89.5 | 96.4 | 97.9 | 87.4 | 103.8 | 96.6 | 34.6 | 102.9 | 94.9 | 98.0 | 89.3 | : | 7.8 | 2.2 |
| NL | 92.0 | 87.7 | : | 90.0 | 85.0 | 92.0 | 56.0 | 80.0 | 83.0 | : | : | : | : | 1.7 | : |
| B | 96.0 | 103.4 | 103.6 | 116.6 | 97.5 | 106.4 | 59.7 | 73.5 | 114.7 | 113.9 | 113.2 | 95.5 | : | 0.1 | -2.1 |
| L | 100.6 | 110.1 | : | 113.4 | 113.0 | 86.7 | 99.9 | : | : | : | : | : | : | 7.2 | : |
| UK | 89.1 | 91.4 | 93.4 | 106.3 | 86.3 | 88.4 | 80.5 | 82.3 | 103.1 | 107.8 | 104.6 | 86.0 | 87.0 | 1.9 | -1.6 |
| IRL | 93.0 | 87.1 | : | 94.8 | 83.8 | 91.3 | 80.3 | 59.9 | 90.9 | 90.9 | 93.3 | : | : | 1.9 | -1.6 |
| DK | 105.9 | 109.2 | 119.1 | 130.1 | 97.1 | 119.1 | 60.1 | 141.1 | 137.1 | 141.1 | 137.1 | 97.1 | : | 9.1 | - |
| GR | 89.4 | 84.0 | 83.5 | 96.4 | 93.0 | 89.0 | 60.6 | 55.0 | 87.9 | 99.7 | 93.6 | 80.6 | : | -0.6 | -13.3 |
| E | 92.0 | 94.4 | : | 101.7 | 101.0 | 96.6 | 94.7 | 31.2 | 86.1 | 97.2 | 95.2 | : | : | -1.2 | -6.4 |
| P | 99.0 | 102.4 | : | 116.5 | 100.6 | 104.5 | 114.9 | : | : | : | : | : | : | 0.9 | : |
| USA | 89.8 | 101.6 | : | 104.4 | 97.1 | 96.0 | 93.6 | 105.5 | 106.1 | : | : | : | : | 5.3 | : |
| J | 95.7 | 96.0 | : | 98.9 | 97.8 | 90.9 | : | : | : | : | : | : | : | 1.0 | : |

| | SAISONBEREINIGT | | | SEASONALLY ADJUSTED | | | DESAISONNALISE | | | | | | | | |
|-------|-----------------|--|--|---------------------|-------|-------|----------------|-------|-------|-------|-------|-------|------|------|------|
| | EUR10 | | | | | | | | | | | | | | |
| EUR10 | | | | 90.9 | 92.4 | 92.3 | 92.6 | 96.5 | 94.5 | 94.2 | 91.9 | 93.7 | : | -1.4 | 2.0 |
| D | | | | 88.6 | 91.8 | 93.1 | 95.1 | 90.7 | 90.0 | 93.8 | 91.1 | 90.7 | 88.4 | -1.6 | -2.5 |
| F | | | | 90.4 | 84.9 | 88.1 | 94.6 | 89.7 | 90.3 | 92.3 | 88.8 | 89.1 | : | -1.6 | 0.3 |
| I | | | | 91.6 | 95.9 | 94.5 | 91.6 | 102.6 | 99.4 | 95.1 | 94.2 | 99.3 | : | -1.7 | 5.5 |
| NL | | | | 87.6 | 85.7 | 87.5 | 84.3 | 97.3 | 91.4 | : | : | : | : | : | : |
| B | | | | 110.1 | 103.9 | 102.5 | 103.1 | 95.6 | 106.1 | 105.4 | 105.8 | 102.5 | : | 2.9 | -3.2 |
| L | | | | - | - | - | - | - | - | - | - | - | : | - | - |
| UK | | | | 95.0 | 95.2 | 92.3 | 93.0 | 92.5 | 94.7 | 94.3 | 93.8 | 94.4 | 93.0 | -0.1 | -1.5 |
| IRL | | | | 85.1 | 91.4 | 90.8 | 93.2 | 88.6 | 86.0 | 83.8 | 85.3 | : | : | -6.0 | 1.8 |
| DK | | | | 118.0 | 112.7 | 118.9 | 115.8 | 123.4 | 112.2 | 126.5 | 121.5 | 113.2 | : | 2.8 | -6.9 |
| GR | | | | 82.9 | 84.1 | 88.3 | 81.9 | 86.7 | 82.7 | 90.7 | 80.3 | 74.0 | : | -2.5 | -7.9 |
| E | | | | 94.6 | 99.5 | 95.9 | 91.9 | 92.6 | 84.0 | 90.3 | 88.7 | : | : | -6.5 | -1.8 |
| P | | | | - | - | - | - | - | - | - | - | - | : | - | - |
| USA | | | | - | - | - | - | - | - | - | - | - | : | - | - |
| J | | | | - | - | - | - | - | - | - | - | - | : | - | - |

1980 = 100

| | 1981 | 1982 | 1983 | 1982 | 1983 | 1984 | | | | | 1983 | 1984 | | | | |
|-----------------------------------|-------|-------|-------|----------------------------|-------|-------|-------|-------|-------|-------|-------|-------|--|-------|-------|--|
| | | | | IV. | I. | II. | III. | IV. | I. | II. | III. | IV. | I. | II. | III. | |
| | | | | SB - ADJ - CVS | | | | | | | | | | | | |
| UMSATZ | | | | TURNOVER | | | | | | | | | CHIFFRE D'AFFAIRES | | | |
| EUR10 | 102.4 | 109.2 | 115.4 | 113.5 | 118.2 | 114.6 | 105.7 | 123.3 | : | : | : | 118.5 | : | : | : | |
| D | 98.6 | 97.5 | 98.8 | 97.4 | 102.9 | 96.2 | 92.9 | 103.1 | 110.1 | 100.5 | 96.7 | 101.0 | 103.4 | 103.8 | 102.5 | |
| F | 105.1 | 115.0 | 124.4 | 123.4 | 129.5 | 122.1 | 112.7 | 133.3 | 147.9 | 130.9 | 126.6 | 126.5 | 138.1 | 132.1 | 142.3 | |
| I | 111.6 | 130.5 | 136.2 | 132.6 | 139.9 | 139.2 | 121.6 | 144.1 | : | : | : | 143.4 | : | : | : | |
| NL | 95.0 | 95.9 | 94.7 | 96.2 | 98.1 | 95.2 | 87.5 | 98.1 | : | : | : | 94.8 | : | : | : | |
| B | 106.2 | 116.6 | 131.3 | 127.5 | 140.2 | 137.9 | 105.9 | 141.2 | 158.6 | 151.2 | 127.4 | 133.5 | 146.1 | 146.2 | 151.8 | |
| L | - | - | - | - | - | - | - | - | - | - | - | - | - | - | - | |
| UK | 96.3 | 100.0 | 108.2 | 105.8 | 102.7 | 104.7 | 105.5 | 120.1 | 117.7 | 117.5 | 116.1 | 114.3 | 117.2 | 119.7 | 120.9 | |
| IRL | 120.5 | 111.1 | 113.1 | 109.2 | 116.2 | 112.0 | 100.3 | 123.9 | 123.9 | 123.9 | 118.9 | 118.9 | 119.6 | 119.6 | 119.6 | |
| DK | 111.5 | 127.5 | 141.6 | 138.8 | 141.1 | 137.1 | 134.4 | 153.7 | 171.0 | 148.4 | 154.7 | 149.0 | 162.9 | 154.8 | 161.6 | |
| GR | - | - | - | - | - | - | - | - | - | - | - | - | - | - | - | |
| AUFTRAGSEINGAENGE - GESAMT | | | | NEW ORDERS - TOTAL | | | | | | | | | ENTREES DE COMMANDES - ENSEMBLE | | | |
| EUR10 | 104.8 | 112.2 | 119.1 | 118.8 | 125.9 | 115.7 | 102.3 | 132.4 | : | : | : | 124.9 | : | : | : | |
| D | 101.0 | 98.0 | 103.3 | 99.4 | 107.2 | 102.1 | 92.9 | 110.9 | 117.7 | 103.9 | 93.9 | 106.4 | 108.8 | 105.5 | 105.5 | |
| F | - | - | - | - | - | - | - | - | - | - | - | - | - | - | - | |
| I | 117.2 | 138.8 | 144.3 | 140.9 | 154.4 | 150.1 | 114.2 | 158.6 | : | : | : | 153.3 | : | : | : | |
| NL | 101.5 | 100.7 | 82.6 | 103.2 | 107.2 | 57.6 | 59.6 | 106.2 | : | : | : | 96.8 | : | : | : | |
| B | 106.8 | 118.8 | 133.9 | 137.1 | 143.7 | 137.6 | 105.1 | 149.3 | 153.7 | 148.1 | 130.5 | 133.3 | 143.4 | 147.4 | 155.5 | |
| L | - | - | - | - | - | - | - | - | - | - | - | - | - | - | - | |
| UK | 98.8 | 109.0 | 120.7 | 123.8 | 125.0 | 107.0 | 112.0 | 139.0 | 105.0 | 93.0 | 75.3 | 126.5 | 99.2 | 103.0 | 85.0 | |
| IRL | - | - | - | - | - | - | - | - | - | - | - | - | - | - | - | |
| DK | 113.3 | 124.7 | 144.0 | 131.9 | 136.5 | 137.9 | 138.9 | 162.8 | 160.5 | 149.8 | 155.1 | 159.7 | 156.0 | 152.9 | 162.1 | |
| GR | - | - | - | - | - | - | - | - | - | - | - | - | - | - | - | |
| AUSFUHR | | | | EXPORTS | | | | | | | | | EXPORTATIONS | | | |
| EUR10 | 114.1 | 121.2 | 131.8 | 124.4 | 115.9 | 127.9 | 134.6 | 148.9 | 148.9 | 159.9 | | 144.8 | 153.7 | 159.4 | | |
| D | 108.5 | 121.7 | 128.5 | 125.2 | 121.9 | 121.2 | 132.9 | 138.2 | 150.9 | 146.9 | | 135.2 | 147.1 | 149.2 | | |
| F | 107.4 | 110.8 | 119.9 | 115.0 | 122.5 | 118.7 | 108.4 | 130.0 | 147.9 | 141.2 | | 126.7 | 138.4 | 138.4 | | |
| I | 119.8 | 134.6 | 154.5 | 134.4 | 132.0 | 149.8 | 151.5 | 184.5 | 168.5 | 171.3 | | 176.3 | 176.0 | 173.7 | | |
| NL | 104.6 | 91.8 | 94.7 | 94.9 | 97.2 | 91.5 | 89.6 | 100.4 | 112.3 | 113.1 | | 94.7 | 107.8 | 113.3 | | |
| UEBL | 103.7 | 107.6 | 122.9 | 120.2 | 120.7 | 117.4 | 111.6 | 142.1 | 144.2 | 138.5 | | 132.3 | 140.5 | 138.0 | | |
| UK | 103.7 | 102.5 | 122.2 | 103.5 | 87.7 | 96.0 | 109.0 | 115.0 | 111.4 | 113.3 | | 112.0 | 116.7 | 114.5 | | |
| IRL | 113.2 | 107.2 | 115.1 | 116.7 | 89.8 | 89.3 | 151.0 | 130.2 | 127.7 | 126.3 | | 122.9 | 134.1 | 133.3 | | |
| DK | 114.3 | 124.6 | 139.0 | 129.5 | 141.2 | 124.9 | 137.8 | 152.1 | 172.4 | 150.9 | | 148.8 | 163.5 | 160.4 | | |
| GR | 123.7 | 133.7 | 161.4 | 136.6 | 141.4 | 141.1 | 161.1 | 202.1 | 202.3 | 212.9 | | 194.4 | 204.0 | 214.5 | | |
| EINFUHR | | | | IMPORTS | | | | | | | | | IMPORTATIONS | | | |
| EUR10 | 102.2 | 108.9 | 120.1 | 104.7 | 120.6 | 112.7 | 124.8 | 122.2 | 151.6 | 136.1 | | 128.8 | 141.3 | 139.9 | | |
| D | 99.9 | 104.1 | 118.0 | 104.3 | 117.2 | 110.7 | 118.5 | 125.5 | 140.4 | 125.9 | | 126.8 | 133.0 | 132.2 | | |
| F | 107.5 | 124.1 | 128.0 | 122.1 | 133.6 | 124.8 | 124.2 | 129.5 | 153.4 | 147.7 | | 131.8 | 142.9 | 144.7 | | |
| I | 101.7 | 114.6 | 123.6 | 117.5 | 115.4 | 120.9 | 123.2 | 135.1 | 161.0 | 150.8 | | 130.0 | 157.2 | 147.2 | | |
| NL | 95.6 | 101.4 | 107.4 | 105.9 | 117.0 | 100.3 | 109.8 | 102.6 | 134.3 | 111.4 | | 104.1 | 123.9 | 117.9 | | |
| UEBL | 99.5 | 106.1 | 116.0 | 102.4 | 117.1 | 111.0 | 116.1 | 119.8 | 141.7 | 127.4 | | 122.2 | 131.4 | 129.6 | | |
| UK | 126.3 | 132.4 | 151.0 | 133.1 | 136.1 | 137.1 | 165.5 | 165.2 | 189.0 | 174.0 | | 167.1 | 187.4 | 178.6 | | |
| IRL | 117.0 | 119.3 | 123.5 | 127.3 | 114.6 | 112.6 | 127.9 | 138.8 | 139.2 | 127.4 | | 130.7 | 139.0 | 133.7 | | |
| DK | 104.2 | 115.2 | 131.1 | 123.1 | 124.1 | 124.5 | 126.9 | 149.1 | 151.3 | 146.9 | | 142.5 | 147.3 | 151.8 | | |
| GR | 237.0 | 243.5 | 252.5 | 262.8 | 227.4 | 237.9 | 252.7 | 292.2 | 296.1 | 325.3 | | 266.2 | 315.7 | 337.5 | | |
| LOEHNE UND GEAELTER | | | | WAGES AND SALARIES | | | | | | | | | SALAIRES ET TRAITEMENTS | | | |
| EUR10 | - | - | - | - | - | - | - | - | - | - | - | - | - | - | - | |
| D | 97.4 | 93.8 | 91.5 | 100.4 | 84.9 | 90.8 | 89.7 | 100.6 | 86.9 | 91.8 | 91.7 | 91.9 | 93.4 | 92.4 | 93.2 | |
| F | 107.1 | 118.0 | 127.5 | 121.1 | 124.2 | 128.1 | 128.8 | 129.0 | 131.5 | 134.8 | : | 129.3 | 131.9 | 133.7 | : | |
| I | 120.1 | 137.5 | 157.9 | 168.5 | 130.1 | 143.9 | 158.2 | 199.3 | 157.1 | 163.2 | 174.1 | 166.3 | 175.7 | 173.5 | 177.2 | |
| NL | - | - | - | - | - | - | - | - | - | - | - | - | - | - | - | |
| B | 100.4 | 104.4 | 113.0 | 106.2 | 111.1 | 108.1 | 103.0 | 129.9 | 118.6 | 120.3 | 95.4 | 122.5 | 116.1 | 118.4 | 109.9 | |
| L | - | - | - | - | - | - | - | - | - | - | - | - | - | - | - | |
| UK | - | - | - | - | - | - | - | - | - | - | - | - | - | - | - | |
| IRL | - | - | - | - | - | - | - | - | - | - | - | - | - | - | - | |
| DK | 101.5 | 113.4 | 127.9 | 116.9 | 127.8 | 133.7 | 115.5 | 134.7 | 153.5 | 161.9 | 136.4 | 132.9 | 148.0 | 153.5 | 153.1 | |
| GR | 114.0 | 118.0 | 151.8 | 146.1 | 142.8 | 149.7 | 150.5 | 164.1 | 173.5 | 183.6 | : | 161.3 | 185.7 | 179.8 | : | |
| ABHAENIG BESCHAEFTIGTE | | | | NUMBER OF EMPLOYEES | | | | | | | | | NOMBRE DE SALAIRES | | | |
| EUR10 | 92.0 | 86.3 | 81.8 | 84.1 | 82.8 | 82.0 | 81.5 | 81.0 | 80.5 | 80.1 | : | | | | | |
| D | 93.3 | 85.9 | 79.7 | 83.1 | 81.0 | 79.8 | 79.1 | 78.9 | 78.4 | 78.2 | 77.8 | | | | | |
| F | 94.0 | 91.9 | 89.6 | 91.0 | 90.5 | 90.3 | 89.1 | 88.6 | 88.1 | 88.4 | : | | | | | |
| I | 94.6 | 88.5 | 83.9 | 86.5 | 85.1 | 84.5 | 83.8 | 82.2 | 80.9 | 79.9 | 78.9 | | | | | |
| NL | 88.4 | 80.0 | 71.7 | 75.5 | 73.4 | 72.1 | 71.1 | 70.2 | : | : | : | | | | | |
| B | 92.4 | 88.0 | 88.8 | 87.6 | 87.9 | 88.1 | 88.3 | 91.0 | 92.0 | 91.0 | 89.7 | | | | | |
| L | - | - | - | - | - | - | - | - | - | - | - | | | | | |
| UK | 87.9 | 81.1 | 75.9 | 78.4 | 76.8 | 75.7 | 75.9 | 75.3 | 74.0 | 73.4 | 73.6 | | | | | |
| IRL | 90.7 | 79.4 | 69.0 | 73.5 | 70.0 | 68.2 | 68.8 | 68.8 | 68.2 | 68.2 | : | | | | | |
| DK | 92.7 | 93.5 | 98.1 | 92.7 | 97.3 | 97.3 | 98.9 | 98.7 | 101.9 | 102.7 | 101.1 | | | | | |
| GR | 94.2 | 90.7 | 94.2 | 90.0 | 95.0 | 94.1 | 93.4 | 94.4 | 94.2 | 94.1 | : | | | | | |



| 1982 | 1983 | 1984 | 1983 | 1984 | 1984 | 1985 | %A | %B | | | | | | |
|------|------|------|------|------|------|------|----|----|----|----|----|----|--|--|
| | | | 11 | 12 | 01 | 07 | 08 | 09 | 10 | 11 | 12 | 01 | | |

| | PRODUKTIONSINDIZES PRO ARBEITSTAG | | | INDICES OF PRODUCTION PER WORKING DAY | | | | | | INDICES DE PRODUCTION PAR JOUR OUVRABLE | | | | | |
|-----|--------------------------------------|-------|-------|--|-------|-------|------|-------|-------|--|-------|------|------|------|-------|
| | EUR10 | | | | | | | | | | | | | | |
| D | 83.9 | 82.1 | 83.2 | 84.8 | 70.3 | 85.6 | 79.1 | 78.6 | 99.2 | 88.8 | 81.1 | 67.5 | 73.6 | -0.6 | -14.0 |
| F | : | : | : | : | : | : | : | : | : | : | : | : | : | : | : |
| I | 97.5 | 90.8 | 93.3 | 85.7 | 76.3 | 93.1 | 92.6 | 42.9 | 102.5 | 96.1 | 97.2 | 92.2 | : | 2.7 | 20.8 |
| NL | 79.2 | 76.3 | : | 77.0 | 72.0 | 71.0 | 40.0 | 67.0 | 79.0 | 74.0 | : | : | : | -4.2 | -9.8 |
| B | 99.1 | 98.3 | 95.1 | 88.7 | 72.2 | 93.2 | 60.6 | 88.7 | 131.1 | 93.2 | 84.9 | 75.0 | : | -3.2 | 3.9 |
| L | 93.1 | 104.7 | : | 76.3 | 140.0 | : | : | : | : | : | : | : | : | : | 12.5 |
| UK | 92.7 | 95.0 | 99.5 | 105.1 | 91.2 | 87.9 | 95.5 | 89.2 | 113.2 | 116.0 | 109.3 | 92.0 | 92.6 | 3.9 | 5.3 |
| IRL | 98.3 | 92.7 | : | 99.9 | 92.4 | 91.8 | 91.8 | 59.1 | 97.3 | 94.3 | 96.7 | : | : | 1.0 | -3.2 |
| DK | 102.3 | 102.9 | 116.2 | 95.0 | 76.0 | 108.0 | 63.0 | 176.0 | 172.0 | 134.0 | 106.0 | 83.0 | : | 12.9 | 9.2 |
| GR | 98.5 | 89.8 | 90.3 | 94.1 | 86.9 | 96.8 | 81.2 | 52.0 | 92.0 | 83.9 | 94.7 | 82.9 | : | 0.6 | -4.6 |
| E | 88.8 | 85.5 | : | 78.4 | 76.5 | 80.5 | 72.0 | 65.5 | 98.5 | 100.3 | 80.2 | : | : | -3.7 | 2.3 |
| P | - | - | - | - | - | - | - | - | - | - | - | - | - | - | - |
| USA | - | - | - | - | - | - | - | - | - | - | - | - | - | - | - |
| J | - | - | - | - | - | - | - | - | - | - | - | - | - | - | - |

| | SAISONBEREINIGT | | | SEASONALLY ADJUSTED | | | | | | DESAISONNALISE | | | | | |
|-----|-----------------|--|--|---------------------|-------|-------|-------|-------|-------|----------------|-------|-------|-------|------|------|
| | EUR10 | | | | | | | | | | | | | | |
| D | | | | 86.3 | 90.2 | 87.8 | 87.2 | 98.5 | 91.3 | 90.8 | 93.0 | 97.1 | : | 1.4 | 4.4 |
| F | | | | 84.6 | 84.0 | 86.8 | 86.2 | 85.0 | 80.9 | 82.4 | 81.9 | 81.6 | 76.1 | -3.5 | -6.7 |
| I | | | | 83.5 | 88.7 | 84.4 | 84.6 | 103.7 | 94.2 | 93.7 | 96.7 | 105.1 | : | 4.6 | 8.7 |
| NL | | | | 79.2 | 78.4 | 68.9 | 71.4 | 75.1 | 70.8 | 68.7 | : | : | : | : | -3.1 |
| B | | | | 97.5 | 93.7 | 93.3 | 93.5 | 90.6 | 104.0 | 89.1 | 93.8 | 96.7 | : | -2.9 | 3.0 |
| L | | | | 84.8 | 139.4 | : | : | : | : | : | : | : | : | : | : |
| UK | | | | 97.1 | 103.7 | 97.2 | 98.8 | 99.5 | 100.5 | 100.6 | 101.2 | 104.6 | 102.4 | 2.5 | -2.1 |
| IRL | | | | 91.2 | 99.3 | 92.5 | 96.6 | 93.8 | 92.0 | 86.1 | 89.1 | : | : | -6.9 | 3.6 |
| DK | | | | 100.2 | 105.8 | 108.4 | 106.7 | 122.3 | 113.9 | 119.4 | 112.9 | 116.1 | : | 1.6 | 2.8 |
| GR | | | | 91.8 | 83.9 | 100.8 | 95.1 | 86.2 | 87.4 | 83.6 | 91.6 | 83.0 | : | -3.9 | -9.3 |
| E | | | | 80.7 | 84.6 | 81.8 | 80.8 | 85.8 | 80.8 | 90.2 | 83.5 | : | : | 3.5 | -7.4 |
| P | | | | - | - | - | - | - | - | - | - | - | - | - | - |
| USA | | | | - | - | - | - | - | - | - | - | - | - | - | - |
| J | | | | - | - | - | - | - | - | - | - | - | - | - | - |

1980 = 100

| | 1981 | 1982 | 1983 | 1982 | 1983 | 1984 | | | | | | 1983 | 1984 | | | | | | |
|-----------------------------------|-------|-------|-------|----------------------------|-------|-------|-------|-------|-------|-------|-------|-------|-------|-------|-------|--|--|--|--|
| | | | | IV. | I. | II. | III. | IV. | I. | II. | III. | IV. | I. | II. | III. | | | | |
| | | | | | | | | | | | | | | | | SB - ADJ - CVS | | | |
| UMSATZ | | | | TURNOVER | | | | | | | | | | | | CHIFFRE D'AFFAIRES | | | |
| EUR10 | 102.7 | 110.0 | 115.8 | 103.3 | 127.3 | 99.0 | 126.7 | 110.1 | : | : | : | 117.3 | : | : | : | | | | |
| D | 99.0 | 97.4 | 98.4 | 81.5 | 114.2 | 72.8 | 117.6 | 89.1 | 125.3 | 78.2 | 125.0 | 100.5 | 104.4 | 103.3 | 104.2 | | | | |
| F | 104.2 | 119.9 | 127.2 | 120.3 | 139.4 | 116.7 | 132.6 | 120.4 | 145.9 | 118.0 | 137.7 | 125.6 | 131.5 | 124.4 | 138.8 | | | | |
| I | 117.7 | 137.9 | 150.4 | 126.5 | 169.3 | 126.7 | 168.1 | 137.5 | : | : | : | 151.2 | : | : | : | | | | |
| NL | 90.3 | 89.0 | 87.2 | 83.8 | 97.4 | 82.7 | 90.1 | 78.5 | : | : | : | 84.5 | : | : | : | | | | |
| B | 104.2 | 110.0 | 117.0 | 100.8 | 135.3 | 111.2 | 126.4 | 105.1 | 140.5 | 116.4 | 116.4 | 115.7 | 121.8 | 120.5 | 118.3 | | | | |
| L | 104.0 | 102.8 | 115.3 | 124.8 | 125.9 | 97.6 | 120.6 | 117.2 | : | : | : | 116.2 | : | : | : | | | | |
| UK | 96.1 | 99.2 | 106.3 | 103.2 | 103.4 | 98.5 | 107.7 | 115.4 | 115.3 | 109.0 | 117.2 | 111.8 | 114.6 | 115.6 | 116.3 | | | | |
| IRL | 119.1 | 127.8 | 135.2 | 135.2 | 144.6 | 117.6 | 132.0 | 146.8 | 149.3 | 132.9 | : | 143.1 | 137.9 | 142.7 | : | | | | |
| DK | 106.4 | 122.5 | 128.5 | 112.8 | 139.9 | 106.1 | 153.3 | 114.5 | 163.3 | 116.2 | 178.7 | 123.5 | 147.1 | 139.3 | 153.3 | | | | |
| GR | - | - | - | - | - | - | - | - | - | - | - | - | - | - | - | | | | |
| AUFTRAGSEINGAENGE - GESAMT | | | | NEW ORDERS - TOTAL | | | | | | | | | | | | ENTREES DE COMMANDES - ENSEMBLE | | | |
| EUR10 | - | - | - | - | - | - | - | - | - | - | - | - | - | - | - | | | | |
| D | 101.2 | 100.5 | 103.6 | 100.3 | 111.3 | 96.5 | 105.9 | 100.9 | 123.6 | 99.6 | 103.1 | 99.6 | 113.8 | 104.3 | 109.5 | | | | |
| F | - | - | - | - | - | - | - | - | - | - | - | - | - | - | - | | | | |
| I | 109.9 | 132.8 | 141.4 | 132.8 | 159.8 | 119.5 | 149.0 | 137.3 | : | : | : | 141.1 | : | : | : | | | | |
| NL | - | - | - | - | - | - | - | - | - | - | - | - | - | - | - | | | | |
| B | 111.6 | 123.0 | 130.4 | 121.6 | 149.0 | 129.0 | 120.1 | 123.3 | 149.8 | 127.5 | 120.2 | 127.0 | 135.2 | 128.2 | 128.7 | | | | |
| L | - | - | - | - | - | - | - | - | - | - | - | - | - | - | - | | | | |
| UK | 94.4 | 97.8 | 103.8 | 105.7 | 102.7 | 100.3 | 98.5 | 113.5 | 112.8 | 100.3 | 114.9 | 108.0 | 110.0 | 101.9 | 121.2 | | | | |
| IRL | - | - | - | - | - | - | - | - | - | - | - | - | - | - | - | | | | |
| DK | 114.1 | 124.4 | 131.4 | 133.8 | 125.4 | 129.8 | 130.4 | 139.8 | 159.5 | 142.1 | 169.5 | 133.5 | 150.2 | 144.5 | 179.1 | | | | |
| GR | - | - | - | - | - | - | - | - | - | - | - | - | - | - | - | | | | |
| AUSFUHR | | | | EXPORTS | | | | | | | | | | | | EXPORTATIONS | | | |
| EUR10 | 116.6 | 129.2 | 144.6 | 129.9 | 140.4 | 128.4 | 147.5 | 162.0 | 169.3 | 148.7 | | 160.0 | 167.5 | 163.2 | | | | | |
| D | 109.6 | 121.9 | 134.7 | 111.4 | 144.8 | 103.8 | 156.3 | 134.0 | 167.1 | 122.6 | | 143.7 | 154.0 | 149.7 | | | | | |
| F | 102.5 | 110.6 | 115.7 | 104.8 | 131.9 | 103.3 | 115.1 | 112.3 | 142.3 | 115.8 | | 119.4 | 127.5 | 126.0 | | | | | |
| I | 114.8 | 137.4 | 152.8 | 131.5 | 165.8 | 129.7 | 158.2 | 157.6 | 190.7 | 135.8 | | 159.9 | 176.9 | 157.2 | | | | | |
| NL | 101.0 | 112.8 | 118.4 | 107.0 | 133.8 | 98.4 | 124.7 | 116.9 | 151.5 | 116.6 | | 119.1 | 136.8 | 131.0 | | | | | |
| UEBL | 100.0 | 104.5 | 110.4 | 110.8 | 116.2 | 99.4 | 103.4 | 122.6 | 123.7 | 117.5 | | 115.3 | 119.0 | 125.5 | | | | | |
| UK | 108.7 | 102.8 | 104.0 | 104.3 | 88.8 | 95.3 | 108.9 | 122.8 | 107.7 | 112.0 | | 113.8 | 116.3 | 117.6 | | | | | |
| L | 110.4 | 120.0 | 127.8 | 126.2 | 124.8 | 115.9 | 124.7 | 143.8 | 141.2 | 134.0 | | 136.0 | 140.0 | 141.3 | | | | | |
| IRL | 113.5 | 133.2 | 138.2 | 124.7 | 143.9 | 116.4 | 137.0 | 155.3 | 180.4 | 148.3 | | 155.8 | 173.0 | 166.0 | | | | | |
| DK | 158.4 | 199.6 | 244.0 | 209.7 | 183.4 | 179.2 | 194.5 | 418.8 | 266.7 | 307.0 | | 347.5 | 293.7 | 339.5 | | | | | |
| GR | - | - | - | - | - | - | - | - | - | - | | - | - | - | | | | | |
| EINFUHR | | | | IMPORTS | | | | | | | | | | | | IMPORTATIONS | | | |
| EUR10 | 104.6 | 111.4 | 117.3 | 98.1 | 128.7 | 101.2 | 131.8 | 107.6 | 154.6 | 123.5 | | 123.3 | 138.1 | 137.0 | | | | | |
| D | 102.7 | 110.1 | 119.7 | 98.1 | 129.2 | 96.1 | 138.7 | 114.6 | 157.2 | 116.3 | | 125.5 | 139.9 | 135.7 | | | | | |
| F | 108.3 | 129.8 | 132.8 | 121.9 | 159.4 | 115.0 | 144.5 | 112.4 | 158.0 | 125.6 | | 123.3 | 137.7 | 138.9 | | | | | |
| I | 112.5 | 118.0 | 123.7 | 118.6 | 114.8 | 126.1 | 139.3 | 114.5 | 138.1 | 128.2 | | 114.1 | 140.9 | 128.2 | | | | | |
| NL | 99.3 | 107.2 | 109.7 | 97.5 | 135.0 | 82.0 | 133.7 | 82.0 | 148.2 | 91.5 | | 100.6 | 125.8 | 113.9 | | | | | |
| UEBL | 101.3 | 106.9 | 109.2 | 90.8 | 131.7 | 87.4 | 126.0 | 91.8 | 149.3 | 91.5 | | 106.2 | 123.3 | 113.8 | | | | | |
| L | 125.0 | 131.1 | 136.7 | 120.2 | 145.3 | 122.8 | 144.6 | 134.3 | 178.4 | 155.2 | | 141.7 | 164.3 | 162.7 | | | | | |
| UK | 120.7 | 128.8 | 132.6 | 128.2 | 119.9 | 131.7 | 129.3 | 149.6 | 147.5 | 129.0 | | 143.3 | 147.4 | 133.7 | | | | | |
| IRL | 96.1 | 115.6 | 120.1 | 104.6 | 139.1 | 94.5 | 136.8 | 109.9 | 156.2 | 119.0 | | 119.7 | 137.4 | 144.4 | | | | | |
| DK | 381.5 | 402.0 | 456.2 | 385.2 | 353.1 | 516.4 | 500.1 | 455.0 | 331.5 | 508.5 | | 481.3 | 429.5 | 440.3 | | | | | |
| GR | - | - | - | - | - | - | - | - | - | - | | - | - | - | | | | | |
| ABHAENIG BESCHAEFTIGTE | | | | NUMBER OF EMPLOYEES | | | | | | | | | | | | NOMBRE DE SALARIES | | | |
| EUR10 | - | - | - | - | - | - | - | - | - | - | - | - | - | - | - | | | | |
| D | 92.9 | 85.0 | 79.0 | 82.6 | 80.5 | 78.6 | 78.2 | 78.5 | 78.7 | 77.7 | | 77.6 | | | | | | | |
| F | 94.6 | 94.7 | 94.1 | 94.7 | 95.0 | 94.8 | 93.7 | 93.0 | 92.3 | 91.7 | | | | | | | | | |
| I | : | : | : | : | : | : | : | : | : | : | | | | | | | | | |
| NL | 84.9 | 75.9 | 69.7 | 73.6 | 71.7 | 70.5 | 69.0 | 67.7 | : | : | | | | | | | | | |
| B | 91.2 | 86.2 | 84.2 | 85.5 | 85.6 | 84.9 | 83.4 | 82.9 | 83.6 | 82.2 | | 81.1 | | | | | | | |
| L | 102.0 | 96.8 | 96.7 | 98.3 | 99.8 | 95.9 | 97.6 | 93.6 | : | : | | | | | | | | | |
| UK | 89.6 | 82.0 | 78.4 | 80.7 | 78.8 | 78.0 | 78.3 | 78.4 | 78.0 | 77.2 | | 76.8 | | | | | | | |
| IRL | 93.7 | 90.5 | 82.5 | 85.8 | 84.2 | 81.0 | 82.6 | 82.1 | 82.6 | 82.1 | | | | | | | | | |
| DK | 94.7 | 94.1 | 94.0 | 95.1 | 94.1 | 93.5 | 94.5 | 93.7 | 92.8 | 93.2 | | 94.2 | | | | | | | |
| GR | 99.9 | 100.9 | 145.9 | 101.2 | 148.0 | 147.1 | 142.2 | 146.1 | 146.7 | 146.6 | | | | | | | | | |

PRODUKTIONSINDIZES
INDICES OF PRODUCTION
INDICES DE PRODUCTION

1980 = 100

| 1982 | 1983 | 1984 | 1983 | 1984 | 1984 | 1985 | %A | %B | | | | | | |
|------|------|------|------|------|------|------|----|----|----|----|----|----|--|--|
| | | | 11 | 12 | 01 | 07 | 08 | 09 | 10 | 11 | 12 | 01 | | |

NACE: 451 + 452

HERSTELLUNG VON SCHUHEN

FOOTWEAR MANUFACTURE

INDUSTRIE DE LA CHAUSSURE

| PRODUKTIONSINDIZES PRO ARBEITSTAG | | | INDICES OF PRODUCTION PER WORKING DAY | | | | | | | | | INDICES DE PRODUCTION PAR JOUR OUVRABLE | | | |
|--------------------------------------|-------|-------|--|-------|------|-------|------|-------|-------|-------|-------|--|------|------|-------|
| EUR10 | 99.0 | 94.7 | 91.4 | 91.6 | 79.7 | 97.9 | 81.9 | 46.7 | 100.5 | 97.0 | 88.8 | 78.4 | | -3.3 | -1.7 |
| D | 90.9 | 85.8 | 88.3 | 92.2 | 72.5 | 81.9 | 71.4 | 96.9 | 109.4 | 102.0 | 86.8 | 66.2 | 73.1 | 1.5 | -10.7 |
| F | 106.1 | 104.7 | 102.8 | 106.8 | 85.3 | 112.9 | 77.6 | 53.6 | 111.7 | 107.6 | 104.1 | 89.2 | | -1.9 | 4.7 |
| I | 102.5 | 96.5 | 90.1 | 86.0 | 83.0 | 102.8 | 90.8 | 31.6 | 94.9 | 92.9 | 84.3 | 81.7 | | -6.6 | -1.6 |
| NL | 84.7 | 78.8 | | 86.0 | 76.0 | 77.0 | 33.0 | 62.0 | 82.0 | 74.0 | 75.0 | | | -9.7 | -12.8 |
| B | 99.1 | 100.3 | 93.9 | 89.7 | 79.9 | 94.1 | 41.3 | 79.5 | 115.8 | 107.1 | 88.1 | 96.8 | | -6.4 | 21.1 |
| L | | | | | | | | | | | | | | | |
| UK | 85.7 | 86.9 | 85.7 | 96.6 | 68.5 | 83.5 | 78.6 | 82.1 | 101.9 | 99.5 | 92.3 | 63.8 | 79.5 | -1.8 | -4.8 |
| IRL | 101.6 | 94.2 | | 108.8 | 96.2 | 85.8 | 74.0 | 65.1 | 97.1 | 87.9 | 82.8 | | | -3.4 | -23.9 |
| DK | 118.0 | 104.9 | 111.0 | 96.1 | 68.1 | 95.1 | 58.0 | 149.1 | 169.1 | 112.1 | 106.1 | 80.1 | | 5.8 | 17.6 |
| GR | 82.1 | 73.2 | 71.0 | 73.6 | 65.1 | 66.4 | 67.3 | 50.1 | 79.5 | 76.5 | 78.9 | 72.3 | | -3.0 | 11.1 |
| E | | | | | | | | | | | | | | | |
| P | | | | | | | | | | | | | | | |
| USA | 83.2 | 84.3 | | 78.9 | 84.4 | 80.4 | 60.5 | 74.5 | 81.3 | | | | | -2.0 | |
| J | 99.6 | 96.4 | | 93.6 | 95.4 | 84.5 | | | | | | | | -3.3 | |

| SAISONBEREINIGT | | | SEASONALLY ADJUSTED | | | | | | | | | DESAISONNALISE | | | |
|-----------------|--|--|---------------------|-------|-------|-------|-------|-------|-------|-------|-------|----------------|--|-------|------|
| EUR10 | | | 89.2 | 91.9 | 88.7 | 86.3 | 95.2 | 90.0 | 91.1 | 86.9 | 91.1 | | | -0.9 | 4.9 |
| D | | | 90.0 | 90.0 | 88.8 | 89.0 | 91.2 | 83.4 | 88.5 | 86.7 | 86.2 | 82.2 | | -3.0 | -4.7 |
| F | | | 103.7 | 95.4 | 101.2 | 103.6 | 106.3 | 101.7 | 103.0 | 100.8 | 100.8 | | | -2.3 | 0.1 |
| I | | | 86.6 | 94.5 | 87.2 | 79.7 | 96.7 | 90.6 | 91.5 | 85.0 | 92.6 | | | 0.8 | 9.0 |
| NL | | | 80.1 | 77.8 | 72.6 | 75.3 | 63.8 | 68.8 | 65.6 | 68.7 | | | | -3.1 | 4.8 |
| B | | | 97.4 | 95.7 | 87.1 | 90.2 | 76.9 | 98.9 | 98.6 | 94.0 | 111.2 | | | 14.2 | 18.3 |
| L | | | | | | | | | | | | | | | |
| UK | | | 89.4 | 88.2 | 87.1 | 86.8 | 86.0 | 87.3 | 86.5 | 85.8 | 81.4 | 83.0 | | -3.7 | 2.0 |
| IRL | | | 94.2 | 101.8 | 84.5 | 93.9 | 90.9 | 86.6 | 80.9 | 74.3 | | | | -12.8 | -8.1 |
| DK | | | 92.9 | 98.4 | 96.5 | 113.5 | 110.1 | 117.5 | 99.8 | 106.3 | 115.2 | | | -5.8 | 8.3 |
| GR | | | 71.9 | 67.8 | 70.8 | 80.2 | 70.1 | 71.2 | 72.1 | 74.8 | 73.6 | | | -0.4 | -1.7 |
| E | | | | | | | | | | | | | | | |
| P | | | | | | | | | | | | | | | |
| USA | | | | | | | | | | | | | | | |
| J | | | | | | | | | | | | | | | |

| 1982 | 1983 | 1984 | 1983 | 1984 | 1984 | 1985 | %A | %B | | | | | | |
|------|------|------|------|------|------|------|----|----|----|----|----|----|--|--|
| | | | 11 | 12 | 01 | 07 | 08 | 09 | 10 | 11 | 12 | 01 | | |

NACE: 453+454+456

BEKLEIDUNGSGEWERBE

CLOTHING INDUSTRY

INDUSTRIE DE L'HABILLEMENT

| PRODUKTIONSINDIZES PRO ARBEITSTAG | | | INDICES OF PRODUCTION PER WORKING DAY | | | | | | | | | INDICES DE PRODUCTION PAR JOUR OUVRABLE | | | |
|--------------------------------------|-------|-------|--|-------|-------|-------|-------|-------|-------|-------|-------|--|------|------|-------|
| EUR10 | 92.0 | 89.6 | 94.5 | 90.0 | 76.9 | 88.7 | 89.8 | 66.6 | 107.2 | 98.9 | 99.2 | 89.1 | | 5.2 | 15.8 |
| D | 82.3 | 81.3 | 82.0 | 83.0 | 69.8 | 86.5 | 80.8 | 74.3 | 96.9 | 85.7 | 79.8 | 67.8 | 73.7 | -1.1 | -14.8 |
| F | | | | | | | | | | | | | | | |
| I | 96.1 | 90.5 | 98.2 | 87.9 | 73.6 | 88.6 | 98.8 | 52.8 | 109.8 | 100.9 | 107.6 | 102.2 | | 8.4 | 38.9 |
| NL | 77.4 | 75.5 | | 74.0 | 71.0 | 70.0 | 42.0 | 68.0 | 78.0 | 74.0 | | | | -2.8 | -8.6 |
| B | 99.1 | 98.1 | 94.1 | 88.2 | 71.2 | 93.6 | 62.3 | 89.7 | 118.9 | 91.8 | 83.0 | 71.3 | | -4.1 | 0.1 |
| L | 93.1 | 104.7 | | 76.3 | 140.0 | | | | | | | | | 12.5 | |
| UK | 94.6 | 98.4 | 103.2 | 107.4 | 97.3 | 89.1 | 100.1 | 91.1 | 116.3 | 120.5 | 113.9 | 99.7 | 96.1 | 5.3 | 7.9 |
| IRL | 98.7 | 93.7 | | 99.4 | 93.9 | 95.4 | 97.6 | 59.1 | 98.3 | 97.2 | 101.2 | | | 2.5 | 1.8 |
| DK | 102.4 | 105.0 | 120.2 | 92.3 | 71.2 | 115.4 | 62.2 | 200.7 | 189.6 | 148.5 | 109.4 | 79.3 | | 14.5 | 11.3 |
| GR | 103.4 | 95.0 | 96.5 | 100.5 | 93.7 | 106.5 | 85.5 | 52.8 | 96.0 | 86.2 | 99.6 | 86.3 | | 1.6 | -7.9 |
| E | | | | | | | | | | | | | | | |
| P | | | | | | | | | | | | | | | |
| USA | | | | | | | | | | | | | | -5.2 | |
| J | 100.6 | 98.3 | | 96.2 | 97.2 | 87.3 | | | | | | | | -2.4 | |

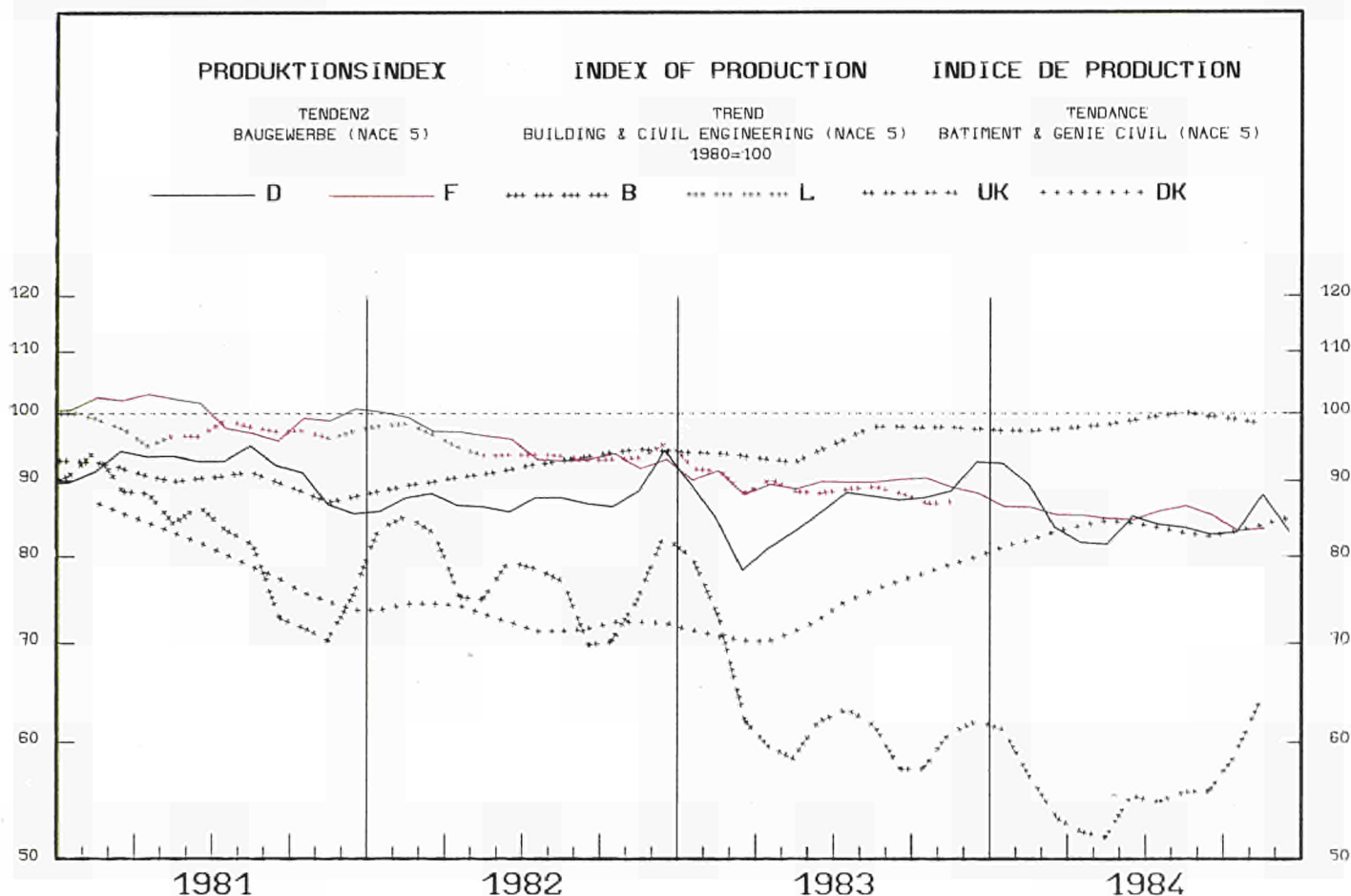
| SAISONBEREINIGT | | | SEASONALLY ADJUSTED | | | | | | | | | DESAISONNALISE | | | |
|-----------------|--|--|---------------------|-------|-------|-------|-------|-------|-------|-------|-------|----------------|--|------|-------|
| EUR10 | | | 87.9 | 89.6 | 89.1 | 90.9 | 102.2 | 93.4 | 92.7 | 97.6 | 101.8 | | | 1.9 | 4.3 |
| D | | | 83.2 | 82.7 | 86.3 | 85.6 | 83.6 | 79.7 | 80.9 | 80.8 | 80.7 | 74.7 | | -3.3 | -7.5 |
| F | | | | | | | | | | | | | | | |
| I | | | 85.8 | 87.6 | 85.1 | 91.6 | 110.9 | 98.6 | 97.8 | 106.6 | 116.6 | | | 6.6 | 9.4 |
| NL | | | 78.3 | 78.1 | 68.2 | 68.3 | 77.9 | 71.4 | 69.7 | | | | | -2.7 | -2.4 |
| B | | | 98.0 | 92.7 | 94.2 | 94.2 | 91.8 | 94.5 | 87.8 | 92.1 | 93.1 | | | -2.7 | 1.1 |
| L | | | 84.8 | 139.4 | | | | | | | | | | | |
| UK | | | 99.2 | 107.9 | 99.9 | 102.0 | 103.2 | 104.1 | 104.5 | 105.4 | 110.9 | 107.7 | | 3.9 | -2.9 |
| IRL | | | 91.0 | 100.6 | 97.1 | 99.2 | 97.0 | 93.9 | 88.2 | 94.1 | | | | -6.7 | 6.7 |
| DK | | | 103.8 | 107.0 | 112.0 | 102.7 | 126.5 | 115.9 | 127.7 | 122.2 | 119.8 | | | 7.1 | -2.0 |
| GR | | | 97.9 | 88.9 | 110.7 | 100.6 | 91.1 | 92.8 | 87.4 | 97.0 | 86.3 | | | -4.9 | -11.0 |
| E | | | | | | | | | | | | | | | |
| P | | | | | | | | | | | | | | | |
| USA | | | | | | | | | | | | | | | |
| J | | | | | | | | | | | | | | | |



BAUGEWERBE

BUILDING AND CIVIL ENGINEERING

BÂTIMENT ET GÉNIE CIVIL



| 1982 | 1983 | 1984 | 1983 | | 1984 | | 1984 | | | | | 1985 | | %A | %B |
|------|------|------|------|----|------|----|------|----|----|----|----|------|--|----|----|
| | | | 11 | 12 | 01 | 07 | 08 | 09 | 10 | 11 | 12 | 01 | | | |

| EUR10 | PRODUKTIONSINDIZES PRO ARBEITSTAG | | | INDICES OF PRODUCTION P'ER WORKING DAY | | | | | | INDICES DE PRODUCTION PAR JOUR OUVRABLE | | | | | | %A | %B |
|-------|--------------------------------------|------|------|---|---------|---------|---------|---------|---------|--|---------|---------|---------|------|-------|----|----|
| | 1982 | 1983 | 1984 | 1983 11 | 1983 12 | 1984 01 | 1984 07 | 1984 08 | 1984 09 | 1984 10 | 1984 11 | 1984 12 | 1985 01 | | | | |
| D | 87.9 | 86.3 | 85.5 | 101.4 | 63.1 | 54.2 | 95.6 | 85.1 | 99.3 | 105.9 | 94.4 | 70.2 | 30.8 | -3.0 | -43.2 | | |
| F | 95.1 | 90.6 | 86.0 | 101.9 | 73.0 | 85.1 | 86.2 | 46.7 | 91.4 | 89.4 | 93.9 | 75.0 | | -5.0 | 2.8 | | |
| I | : | : | : | : | : | : | : | : | : | : | : | : | | : | : | | |
| NL | : | : | : | : | : | : | : | : | : | : | : | : | | : | : | | |
| B | 78.6 | 63.7 | 59.3 | 69.9 | 44.0 | 38.8 | 26.2 | 66.1 | 73.0 | 79.6 | 72.3 | 53.0 | | -6.9 | 20.6 | | |
| L | 94.5 | 89.0 | : | 89.4 | 89.1 | : | : | : | : | : | : | : | | -5.8 | : | | |
| UK | 91.7 | 95.3 | 98.2 | 97.0 | 97.0 | 93.5 | 103.2 | 103.2 | 103.2 | 97.5 | 97.5 | 97.5 | | 3.0 | 0.5 | | |
| IRL | : | : | : | : | : | : | : | : | : | : | : | : | | : | : | | |
| DK | 72.6 | 74.1 | 82.9 | 84.0 | 81.0 | 74.0 | 88.0 | 88.0 | 88.0 | 87.0 | 90.0 | 86.0 | 78.0 | 11.2 | 5.4 | | |
| GR | : | : | : | : | : | : | : | : | : | : | : | : | | : | : | | |
| E | - | - | - | - | - | - | - | - | - | - | - | - | - | - | - | | |
| P | - | - | - | - | - | - | - | - | - | - | - | - | - | - | - | | |
| USA | - | - | - | - | - | - | - | - | - | - | - | - | - | - | - | | |
| J | - | - | - | - | - | - | - | - | - | - | - | - | - | - | - | | |

| EUR10 | SAISONBEREINIGT | | | SEASONALLY ADJUSTED | | | | | | DESAISONNALISE | | | | | | %A | %B |
|-------|-----------------|------|------|---------------------|---------|---------|---------|---------|---------|----------------|---------|---------|---------|--|--|----|----|
| | 1982 | 1983 | 1984 | 1983 11 | 1983 12 | 1984 01 | 1984 07 | 1984 08 | 1984 09 | 1984 10 | 1984 11 | 1984 12 | 1985 01 | | | | |
| D | 92.4 | 89.1 | 96.6 | 89.9 | 83.2 | 78.1 | 87.3 | 84.2 | 92.9 | 73.1 | 0.6 | -21.4 | | | | | |
| F | 90.0 | 85.3 | 90.0 | 86.8 | 88.0 | 85.6 | 83.2 | 82.1 | 86.4 | | -3.3 | 5.3 | | | | | |
| I | : | : | : | : | : | : | : | : | : | | : | : | | | | | |
| NL | : | : | : | : | : | : | : | : | : | | : | : | | | | | |
| B | 60.8 | 64.9 | 60.1 | 59.9 | 52.9 | 53.2 | 60.5 | 61.1 | 70.0 | | 15.4 | 14.5 | | | | | |
| L | 86.1 | 87.9 | : | : | : | : | : | : | : | | : | : | | | | | |
| UK | 97.5 | 97.5 | 96.9 | 99.9 | 99.9 | 99.9 | 98.1 | 98.1 | 98.1 | | -1.8 | - | | | | | |
| IRL | : | : | : | : | : | : | : | : | : | | : | : | | | | | |
| DK | 78.6 | 80.0 | 80.8 | 83.6 | 82.7 | 82.3 | 82.0 | 84.6 | 85.0 | 84.8 | 3.0 | -0.2 | | | | | |
| GR | : | : | : | : | : | : | : | : | : | | : | : | | | | | |
| E | - | - | - | - | - | - | - | - | - | - | - | - | | | | | |
| P | - | - | - | - | - | - | - | - | - | - | - | - | | | | | |
| USA | - | - | - | - | - | - | - | - | - | - | - | - | | | | | |
| J | - | - | - | - | - | - | - | - | - | - | - | - | | | | | |

| | 1982 | 1983 | 1984 | 1984 | | | | | 1984 | | | | | | |
|-----------------------------|-------|--------|------|-----------------------------|-------|-------|-------|-------|----------------------------|------|-------|-------|-------|------|------|
| | | | | 06 | 07 | 08 | 09 | 10 | 11 | 06 | 07 | 08 | 09 | 10 | 11 |
| | | | | | | | | | SB - ADJ - CVS | | | | | | |
| GEHEMNIGTE WOHNUNGEN | | | | AUTHORISED DWELLINGS | | | | | LOGEMENTS AUTORISES | | | | | | |
| EUR10 | : | : | : | : | : | : | : | : | : | : | : | : | : | : | : |
| D | 66.4 | 110.2 | 88.0 | 91.2 | 105.0 | 89.3 | 82.5 | 81.7 | 66.4 | 81.4 | 92.7 | 83.6 | 99.2 | 92.7 | 89.9 |
| F | 84.0 | 74.3 | | 59.8 | 67.4 | 65.7 | 75.8 | 86.8 | 74.9 | 56.8 | 68.2 | 67.6 | 72.2 | 78.3 | 72.7 |
| I | 92.5 | 74.2 | | | | | | | | | | | | | |
| HL | 104.2 | 106.4 | | 91.4 | 92.0 | 110.9 | 105.0 | 106.0 | 99.9 | 86.7 | 104.0 | 109.4 | 102.0 | 87.1 | 78.3 |
| B | 53.5 | 45.6 | | 60.3 | 65.2 | 47.9 | 52.8 | | | 54.6 | 63.2 | 53.6 | 59.9 | | |
| L | 59.6 | 65.8 | 65.0 | 73.9 | 90.8 | 37.5 | 72.5 | 52.3 | 33.1 | 63.8 | 73.2 | 53.8 | 70.0 | 63.8 | 42.9 |
| UK | | | | | | | | | | | | | | | |
| IRL | | | | | | | | | | | | | | | |
| DK | 77.0 | 111.8 | 93.8 | 110.5 | 75.5 | 105.2 | 74.9 | 97.5 | 81.0 | 98.8 | 82.0 | 107.1 | 78.4 | 92.1 | 78.8 |
| GR | 900.7 | 1005.1 | | 60.9 | 73.6 | 54.3 | 54.1 | 56.4 | 20.8 | 54.6 | 43.2 | 63.4 | 47.2 | 49.7 | 25.6 |

| | 1982 | 1983 | 1984 | 1984 | | | | | 1984 | | | | | | |
|----------------------------|-------|-------|------|--------------------------|------|-------|-------|-------|----------------------------|-------|------|-------|------|-------|------|
| | | | | 06 | 07 | 08 | 09 | 10 | 11 | 06 | 07 | 08 | 09 | 10 | 11 |
| | | | | | | | | | SB - ADJ - CVS | | | | | | |
| BEGINNEDE WOHNUNGEN | | | | DWELLINGS STARTED | | | | | LOGEMENTS COMMENCES | | | | | | |
| EUR10 | : | : | : | : | : | : | : | : | : | : | : | : | : | : | : |
| D | | | | | | | | | | | | | | | |
| F | 86.4 | 83.6 | | 58.6 | 71.3 | 65.7 | 65.8 | 86.5 | 83.5 | 59.5 | 75.2 | 75.6 | 65.3 | 69.8 | 71.6 |
| I | | | | | | | | | | | | | | | |
| HL | 105.9 | 108.1 | | 95.8 | 61.3 | 108.3 | 100.2 | 119.9 | 87.4 | 96.9 | 95.8 | 107.3 | 85.5 | 100.4 | 78.3 |
| B | 60.3 | 60.0 | | 56.1 | 35.7 | 55.5 | 62.5 | | | 42.9 | 46.5 | 58.3 | 50.2 | | |
| L | | | | | | | | | | | | | | | |
| UK | 124.9 | 140.8 | | 152.0 | | | | | | 125.8 | | | | | |
| IRL | | | | | | | | | | | | | | | |
| DK | 79.9 | 112.1 | 94.4 | 105.9 | 78.3 | 106.3 | 86.2 | 104.1 | 86.5 | 87.3 | 85.9 | 84.5 | 80.4 | 94.8 | 93.1 |
| GR | | | | | | | | | | | | | | | |

| | 1982 | 1983 | 1984 | 1984 | | | | | 1984 | | | | | | |
|----------------------------------|-------|------|-------|----------------------------|------|-------|-------|-------|--------------------------|-------|------|-------|-------|-------|------|
| | | | | 06 | 07 | 08 | 09 | 10 | 11 | 06 | 07 | 08 | 09 | 10 | 11 |
| | | | | | | | | | SB - ADJ - CVS | | | | | | |
| FERTIGGESTELLTE WOHNUNGEN | | | | COMPLETED DWELLINGS | | | | | LOGEMENTS ACHEVES | | | | | | |
| EUR10 | : | : | : | : | : | : | : | : | : | : | : | : | : | : | : |
| D | 89.1 | 85.2 | 101.4 | | | | | | | | | | | | |
| F | 89.5 | 87.6 | 102.3 | 61.6 | 64.7 | 105.8 | 73.7 | 83.5 | 84.1 | 56.1 | 62.7 | 108.7 | 62.2 | 72.0 | 76.9 |
| I | 95.1 | 82.4 | | | | | | | | | | | | | |
| HL | 108.4 | 97.7 | | 138.9 | 62.6 | 103.6 | 126.5 | 105.5 | 89.5 | 120.1 | 85.2 | 109.5 | 110.2 | 83.2 | 68.0 |
| B | | | | | | | | | | | | | | | |
| L | | | | | | | | | | | | | | | |
| UK | 73.5 | 82.2 | | 84.5 | | | | | | 82.5 | | | | | |
| IRL | 96.4 | 94.1 | | 80.5 | 94.2 | 93.0 | 85.4 | | | 82.6 | 97.3 | 93.9 | 90.8 | | |
| DK | 67.4 | 73.0 | 90.7 | 96.0 | 83.4 | 92.0 | 103.8 | 114.3 | 103.1 | 88.2 | 99.0 | 101.0 | 94.8 | 106.6 | 97.2 |
| GR | | | | | | | | | | | | | | | |

| | 1982 | 1983 | 1984 | 1983 | | | 1984 | | | 1983 | | | 1984 | | |
|----------------------------|------|------|------|------|------|------|----------------------------|------|------|----------------|------|------|---------------------------|------|------|
| | | | | II | III | IV | I | II | III | II | III | IV | I | II | III |
| | | | | | | | | | | SB - ADJ - CVS | | | | | |
| ABHAENIG BESCHAEFTE | | | | | | | NUMBER OF EMPLOYEES | | | | | | NOMBRE DE SALARIES | | |
| EUR10 | : | : | : | : | : | : | : | : | : | : | : | : | : | : | : |
| D | 89.1 | 85.5 | 84.0 | 85.8 | 89.2 | 88.6 | 79.7 | 85.0 | 86.7 | 84.7 | 86.2 | 87.2 | 85.5 | 84.7 | 83.4 |
| F | 91.5 | 85.3 | | 86.2 | 84.8 | 82.6 | 80.6 | 79.5 | | 86.1 | 84.2 | 82.8 | 81.1 | 79.3 | |
| I | | | | | | | | | | | | | | | |
| HL | | | | | | | | | | | | | | | |
| B | 75.9 | 70.5 | | 71.9 | 69.9 | 66.4 | 63.3 | 62.4 | 62.7 | 72.3 | 69.4 | 66.3 | 65.0 | 62.8 | 61.9 |
| L | 97.4 | 93.2 | | 96.5 | 93.5 | 91.4 | 86.1 | 84.5 | | 94.1 | 92.6 | 91.5 | 89.3 | 83.1 | |
| UK | 84.8 | 81.8 | 79.7 | 80.6 | 81.4 | 82.6 | 80.5 | 79.1 | 78.9 | 81.5 | 80.7 | 81.5 | 81.4 | 80.4 | 78.7 |
| IRL | 91.6 | 73.9 | 64.6 | 74.3 | 73.0 | 69.4 | 66.6 | 65.3 | 64.9 | 73.7 | 71.6 | 69.2 | 67.1 | 65.4 | 64.2 |
| DK | 79.6 | 79.5 | 86.3 | 78.8 | 85.6 | 83.8 | 75.0 | 86.8 | 91.4 | 78.6 | 80.8 | 80.9 | 83.7 | 86.4 | 86.7 |
| GR | | | | | | | | | | | | | | | |

10/10/2010

10/10/2010

10/10/2010

10/10/2010

10/10/2010

10/10/2010

10/10/2010

10/10/2010

10/10/2010

10/10/2010

10/10/2010

10/10/2010

10/10/2010

10/10/2010

10/10/2010

10/10/2010

10/10/2010

10/10/2010

10/10/2010

10/10/2010

10/10/2010

10/10/2010

10/10/2010

Gliederung der Veröffentlichungen des Eurostat

1. **Allgemeine Statistik** (grauer Umschlag)
 1. Allgemeine Statistik
 2. Allgemeine Regionalstatistik
 3. Statistik der Drittländer
 2. **Volkswirtschaftliche Gesamtrechnungen, Finanzen und Zahlungsbilanzen** (violetter Umschlag)
 1. Volkswirtschaftliche Gesamtrechnungen
 2. Konten der Sektoren
 3. Konten nach Produktionsbereichen
 4. Geld und Finanzen
 5. Regionalkonten und Finanzen
 6. Zahlungsbilanzen
 7. Preise
 3. **Bevölkerung und soziale Bedingungen** (gelber Umschlag)
 1. Bevölkerung
 2. Soziale Bedingungen
 3. Bildung und Ausbildung
 4. Beschäftigung
 5. Sozialschutz
 6. Löhne und Einkommen
 4. **Industrie und Dienstleistungen** (blauer Umschlag)
 1. Industrie: Allgemeines
 2. Energie
 3. Eisen- und Stahlindustrie
 4. Verkehr und Dienstleistungen
 5. **Land- und Forstwirtschaft, Fischerei** (grüner Umschlag)
 1. Landwirtschaft: Allgemeines
 2. Landwirtschaft: Erzeugung und Bilanzen
 3. Landwirtschaft: Preise
 4. Landwirtschaft: Gesamtrechnungen
 5. Landwirtschaft: Struktur
 6. Forstwirtschaft
 7. Fischerei
 6. **Außenhandel** (roter Umschlag)
 1. Systematiken
 2. Außenhandel der Gemeinschaft: Allgemeines
 3. Außenhandel mit Entwicklungsländern
 9. **Verschiedenes** (brauner Umschlag)
 1. Verschiedene Statistiken
 2. Verschiedene Mitteilungen
-

Classification of Eurostat publications

1. **General statistics** (grey covers)
 1. General statistics
 2. Regional general statistics
 3. Third-country statistics
 2. **National accounts, finance and balance of payments** (violet covers)
 1. National accounts
 2. Accounts of sectors
 3. Accounts of branches
 4. Money and finance
 5. Regional accounts and finance
 6. Balance of payments
 7. Prices
 3. **Population and social conditions** (yellow covers)
 1. Population
 2. Social conditions
 3. Education and training
 4. Employment
 5. Social protection
 6. Wages and incomes
 4. **Industry and services** (blue covers)
 1. Industry, general
 2. Energy
 3. Iron and steel
 4. Transport and services
 5. **Agriculture, forestry and fisheries** (green covers)
 1. Agriculture, general
 2. Agriculture, production and balances
 3. Agriculture, prices
 4. Agriculture, accounts
 5. Agriculture, structure
 6. Forestry
 7. Fisheries
 6. **Foreign trade** (red covers)
 1. Nomenclature
 2. Community trade, general
 3. Trade with developing countries
 9. **Miscellaneous** (brown covers)
 1. Miscellaneous statistics
 2. Miscellaneous information
-

Classification des publications de l'Eurostat

1. **Statistiques générales** (couverture grise)
 1. Statistiques générales
 2. Statistiques régionales générales
 3. Statistiques des pays tiers
 2. **Comptes nationaux, finances et balances des paiements** (couverture violette)
 1. Comptes nationaux
 2. Comptes des secteurs
 3. Comptes des branches
 4. Monnaie et finances
 5. Comptes et finances régionaux
 6. Balances des paiements
 7. Prix
 3. **Population et conditions sociales** (couverture jaune)
 1. Population
 2. Conditions sociales
 3. Éducation et formation
 4. Emploi
 5. Protection sociale
 6. Salaires et revenus
 4. **Industrie et services** (couverture bleue)
 1. Industrie, générale
 2. Énergie
 3. Sidérurgie
 4. Transports et services
 5. **Agriculture, forêts et pêche** (couverture verte)
 1. Agriculture, générale
 2. Agriculture, production et bilans
 3. Agriculture, prix
 4. Agriculture, comptes
 5. Agriculture, structure
 6. Forêts
 7. Pêche
 6. **Commerce extérieur** (couverture rouge)
 1. Nomenclature
 2. Échanges de la Communauté, général
 3. Échanges avec les pays en voie de développement
 9. **Divers** (couverture brune)
 1. Statistiques diverses
 2. Informations diverses
-

1. The first part of the document discusses the importance of maintaining accurate records of all transactions. It emphasizes that proper record-keeping is essential for the integrity of the financial system and for the ability to detect and prevent fraud.

2. The second part of the document outlines the specific requirements for record-keeping, including the need to maintain original documents and to keep copies of all transactions. It also discusses the importance of regular audits and the role of internal controls in ensuring the accuracy of the records.

3. The third part of the document discusses the consequences of failing to maintain accurate records, including the potential for financial loss and the risk of legal action. It also discusses the importance of training staff in proper record-keeping procedures and the need for ongoing monitoring and evaluation of the record-keeping system.

4. The fourth part of the document discusses the importance of transparency and accountability in the financial system. It emphasizes that accurate records are essential for providing a clear and accurate picture of the organization's financial performance and for ensuring that all stakeholders have access to the same information.

5. The fifth part of the document discusses the importance of data security and the need to protect sensitive financial information. It emphasizes that accurate records are only as good as they are secure and that organizations must take steps to ensure that their records are protected from unauthorized access and disclosure.

6. The sixth part of the document discusses the importance of regular communication and reporting to stakeholders. It emphasizes that accurate records are essential for providing timely and accurate information to investors, creditors, and other stakeholders and for ensuring that they have the information they need to make informed decisions.

7. The seventh part of the document discusses the importance of ongoing monitoring and evaluation of the record-keeping system. It emphasizes that accurate records are only as good as they are maintained and that organizations must regularly review and update their record-keeping procedures to ensure that they remain effective and efficient.

8. The eighth part of the document discusses the importance of compliance with applicable laws and regulations. It emphasizes that accurate records are essential for ensuring that organizations are in compliance with all applicable laws and regulations and for avoiding the risk of legal action and financial penalties.

9. The ninth part of the document discusses the importance of maintaining accurate records for the long term. It emphasizes that accurate records are essential for providing a clear and accurate picture of the organization's financial performance over time and for ensuring that all stakeholders have access to the same information.

10. The tenth part of the document discusses the importance of maintaining accurate records for the future. It emphasizes that accurate records are essential for providing a clear and accurate picture of the organization's financial performance and for ensuring that all stakeholders have access to the same information.

11. The eleventh part of the document discusses the importance of maintaining accurate records for the future. It emphasizes that accurate records are essential for providing a clear and accurate picture of the organization's financial performance and for ensuring that all stakeholders have access to the same information.

12. The twelfth part of the document discusses the importance of maintaining accurate records for the future. It emphasizes that accurate records are essential for providing a clear and accurate picture of the organization's financial performance and for ensuring that all stakeholders have access to the same information.

13. The thirteenth part of the document discusses the importance of maintaining accurate records for the future. It emphasizes that accurate records are essential for providing a clear and accurate picture of the organization's financial performance and for ensuring that all stakeholders have access to the same information.

14. The fourteenth part of the document discusses the importance of maintaining accurate records for the future. It emphasizes that accurate records are essential for providing a clear and accurate picture of the organization's financial performance and for ensuring that all stakeholders have access to the same information.

15. The fifteenth part of the document discusses the importance of maintaining accurate records for the future. It emphasizes that accurate records are essential for providing a clear and accurate picture of the organization's financial performance and for ensuring that all stakeholders have access to the same information.

16. The sixteenth part of the document discusses the importance of maintaining accurate records for the future. It emphasizes that accurate records are essential for providing a clear and accurate picture of the organization's financial performance and for ensuring that all stakeholders have access to the same information.

17. The seventeenth part of the document discusses the importance of maintaining accurate records for the future. It emphasizes that accurate records are essential for providing a clear and accurate picture of the organization's financial performance and for ensuring that all stakeholders have access to the same information.

18. The eighteenth part of the document discusses the importance of maintaining accurate records for the future. It emphasizes that accurate records are essential for providing a clear and accurate picture of the organization's financial performance and for ensuring that all stakeholders have access to the same information.

19. The nineteenth part of the document discusses the importance of maintaining accurate records for the future. It emphasizes that accurate records are essential for providing a clear and accurate picture of the organization's financial performance and for ensuring that all stakeholders have access to the same information.

20. The twentieth part of the document discusses the importance of maintaining accurate records for the future. It emphasizes that accurate records are essential for providing a clear and accurate picture of the organization's financial performance and for ensuring that all stakeholders have access to the same information.

21. The twenty-first part of the document discusses the importance of maintaining accurate records for the future. It emphasizes that accurate records are essential for providing a clear and accurate picture of the organization's financial performance and for ensuring that all stakeholders have access to the same information.

22. The twenty-second part of the document discusses the importance of maintaining accurate records for the future. It emphasizes that accurate records are essential for providing a clear and accurate picture of the organization's financial performance and for ensuring that all stakeholders have access to the same information.

23. The twenty-third part of the document discusses the importance of maintaining accurate records for the future. It emphasizes that accurate records are essential for providing a clear and accurate picture of the organization's financial performance and for ensuring that all stakeholders have access to the same information.

24. The twenty-fourth part of the document discusses the importance of maintaining accurate records for the future. It emphasizes that accurate records are essential for providing a clear and accurate picture of the organization's financial performance and for ensuring that all stakeholders have access to the same information.

25. The twenty-fifth part of the document discusses the importance of maintaining accurate records for the future. It emphasizes that accurate records are essential for providing a clear and accurate picture of the organization's financial performance and for ensuring that all stakeholders have access to the same information.

26. The twenty-sixth part of the document discusses the importance of maintaining accurate records for the future. It emphasizes that accurate records are essential for providing a clear and accurate picture of the organization's financial performance and for ensuring that all stakeholders have access to the same information.

27. The twenty-seventh part of the document discusses the importance of maintaining accurate records for the future. It emphasizes that accurate records are essential for providing a clear and accurate picture of the organization's financial performance and for ensuring that all stakeholders have access to the same information.

28. The twenty-eighth part of the document discusses the importance of maintaining accurate records for the future. It emphasizes that accurate records are essential for providing a clear and accurate picture of the organization's financial performance and for ensuring that all stakeholders have access to the same information.

29. The twenty-ninth part of the document discusses the importance of maintaining accurate records for the future. It emphasizes that accurate records are essential for providing a clear and accurate picture of the organization's financial performance and for ensuring that all stakeholders have access to the same information.

30. The thirtieth part of the document discusses the importance of maintaining accurate records for the future. It emphasizes that accurate records are essential for providing a clear and accurate picture of the organization's financial performance and for ensuring that all stakeholders have access to the same information.

**Salg og abonnement · Verkauf und Abonnement · Πωλήσεις και συνδρομές · Sales and subscriptions
Vente et abonnements · Vendita e abbonamenti · Verkoop en abonnementen**

BELGIQUE / BELGIË

Moniteur belge / Belgisch Staatsblad

Rue de Louvain 40-42 / Leuvensestraat 40-42
1000 Bruxelles / 1000 Brussel
Tél. 512 00 26
CCP/Postrekening 000-2005502-27

Sous-dépôts / Agentschappen:

**Librairie européenne /
Europese Boekhandel**

Rue de la Loi 244 / Wetstraat 244
1040 Bruxelles / 1040 Brussel

CREDOC

Rue de la Montagne 34 / Bergstraat 34
Bte 11 / Bus 11
1000 Bruxelles / 1000 Brussel

DANMARK

Schultz Forlag

Møntergade 21
1116 København K
Tlf: (01) 12 11 95
Girokonto 200 11 95

BR DEUTSCHLAND

Verlag Bundesanzeiger

Breite Straße
Postfach 10 80 06
5000 Köln 1
Tel. (02 21) 20 29-0
Fernschreiber:
ANZEIGER BONN 8 882 595

GREECE

G.C. Eleftheroudakis SA

International Bookstore
4 Nikis Street
Athens (126)
Tel. 322 63 23
Telex 219410 ELEF

Sub-agent for Northern Greece:

Molho's Bookstore

The Business Bookshop
10 Tsimiski Street
Thessaloniki
Tel. 275 271
Telex 412885 LIMO

FRANCE

**Service de vente en France des publications
des Communautés européennes**

Journal officiel

26, rue Desaix
75732 Paris Cedex 15
Tél. (1) 578 61 39

IRELAND

Government Publications Sales Office

Sun Alliance House
Molesworth Street
Dublin 2
Tel. 71 03 09

or by post

Stationery Office

St Martin's House
Waterloo Road
Dublin 4
Tel. 68 90 66

ITALIA

Licosa Spa

Via Lamarmora, 45
Casella postale 552
50 121 Firenze
Tel. 57 97 51
Telex 570466 LICOSA I
CCP 343 509

Subagente:

Libreria scientifica Lucio de Biasio - AEIOU

Via Meravigli, 16
20 123 Milano
Tel. 80 76 79

GRAND-DUCHÉ DE LUXEMBOURG

**Office des publications officielles
des Communautés européennes**

5, rue du Commerce
L-2985 Luxembourg
Tél. 49 00 81 - 49 01 91
Télex PUBOF - Lu 1322
CCP 19190-81
CC bancaire BIL 8-109/6003/200

Messageries Paul Kraus

11, rue Christophe Plantin
L-2339 Luxembourg
Tél. 48 21 31
Télex 2515
CCP 49242-63

NEDERLAND

Staatsdrukkerij- en uitgeverijbedrijf

Christoffel Plantijnstraat
Postbus 20014
2500 EA 's-Gravenhage
Tel. (070) 78 99 11

UNITED KINGDOM

HM Stationery Office

HMSO Publications Centre
51 Nine Elms Lane
London SW8 5DR
Tel. 01-211 3935

Sub-agent:

Alan Armstrong & Associates

European Bookshop
London Business School
Sussex Place
London NW1 4SA
Tel. 01-723 3902

ESPAÑA

Mundi-Prensa Libros, S.A.

Castelló 37
Madrid 1
Tel. (91) 275 46 55
Telex 49370-MPLI-E

PORTUGAL

Livraria Bertrand, s.a.r.l.

Rua João de Deus
Venda Nova
Amadora
Tél. 97 45 71
Telex 12709-LITRAN-P

SCHWEIZ / SUISSE / SVIZZERA

Librairie Payot

6, rue Grenus
1211 Genève
Tél. 31 89 50
CCP 12-236

UNITED STATES OF AMERICA

**European Community Information
Service**

2100 M Street, NW
Suite 707
Washington, DC 20037
Tel. (202) 862 9500

CANADA

Renouf Publishing Co., Ltd

61 Sparks Street (Mall)
Ottawa
Ontario K1P 5A6
Tel. Toll Free 1 (800) 267 4164
Ottawa Region (613) 238 8985-6

JAPAN

Kinokuniya Company Ltd

17-7 Shinjuku 3-Chome
Shinjuku-ku
Tokyo 160-91
Tel. (03) 354 0131

Öffentliche Preise in Luxemburg (ohne MwSt.) □ Price (excluding VAT) in Luxembourg
 Prix publics au Luxembourg (TVA exclue)

| | ECU | BFR | DM | FF | IRL | UKL | USD |
|---|-------|------|-------|-----|-------|-------|------|
| Einzelpreis ● Single copy ● Prix par numéro | 2,87 | 190 | 6,50 | 20 | 2.10 | 1.70 | 2.50 |
| Abonnement ● Subscription | 26,45 | 1200 | 59,50 | 182 | 19.10 | 15.75 | 20 |

Das Jahresabonnement beginnt am 1. Januar und endet am 31. Dezember.

Zahlungen können nur an die auf Umschlagseite 3 angegebenen Vertriebsbüros geleistet werden.

Die Versandkosten für Luftpostzustellung sind im Preis nicht enthalten. Die Bedingungen für Luftpostabonnements sind bei den Vertriebsbüros zu erfragen.

The annual subscription runs from 1 January to 31 December of each year.

Payments to be made only to the agents in the countries listed on page 3 of the cover.

These are surface mail rates; for air subscription rates please apply to the agents.

Les abonnements sont annuels; ils portent sur une période allant du 1^{er} janvier au 31 décembre de chaque année

Les versements doivent être adressés aux bureaux de vente indiqués à la page 3 de la couverture

Les prix ne comprennent pas les frais d'expédition par avion; pour les conditions d'abonnement par avion, consulter les bureaux de vente.



KONTORET FOR DE EUROPÆISKE FÆLLESSKABERS OFFICIELLE PUBLIKATIONER
 AMT FÜR AMTLICHE VERÖFFENTLICHUNGEN DER EUROPÄISCHEN GEMEINSCHAFTEN
 ΥΠΗΡΕΣΙΑ ΕΠΙΣΗΜΩΝ ΕΚΔΟΣΕΩΝ ΤΩΝ ΕΥΡΩΠΑΪΚΩΝ ΚΟΙΝΟΤΗΤΩΝ
 OFFICE FOR OFFICIAL PUBLICATIONS OF THE EUROPEAN COMMUNITIES
 OFFICE DES PUBLICATIONS OFFICIELLES DES COMMUNAUTÉS EUROPÉENNES
 UFFICIO DELLE PUBBLICAZIONI UFFICIALI DELLE COMUNITÀ EUROPEE
 BUREAU VOOR OFFICIELE PUBLIKATIES DER EUROPESE GEMEENSCHAPPEN



CA-AP-85-003-3A-C