

INDUSTRIEKONJUNKTUR

Monatliche Statistiken

INDUSTRIAL TRENDS

Monthly statistics

CONJONCTURE INDUSTRIELLE

Statistiques mensuelles

1 1987

Theme Thème
Energy and Industry
Énergie et industrie

4

Series Série
Short-term trends
Conjoncture

B



OFICINA ESTADÍSTICA DE LAS COMUNIDADES EUROPEAS
DE EUROPÆISKE FÆLLESSKABERS STATISTISKE KONTOR
STATISTISCHES AMT DER EUROPÄISCHEN GEMEINSCHAFTEN
ΣΤΑΤΙΣΤΙΚΗ ΥΠΗΡΕΣΙΑ ΤΩΝ ΕΥΡΩΠΑΪΚΩΝ ΚΟΙΝΟΤΗΤΩΝ
STATISTICAL OFFICE OF THE EUROPEAN COMMUNITIES
OFFICE STATISTIQUE DES COMMUNAUTÉS EUROPÉENNES
ISTITUTO STATISTICO DELLE COMUNITÀ EUROPEE
BUREAU VOOR DE STATISTIEK DER EUROPESE GEMEENSCHAPPEN
SERVIÇO DE ESTATÍSTICA DAS COMUNIDADES EUROPEIAS

L-2920 Luxembourg – Tél. 43011 – Télex : Comeur Lu 3423
B-1049 Bruxelles, bâtiment Berlaymont, rue de la Loi 200 (bureau de liaison) – Tél. 235 11 11

Las publicaciones de Eurostat están clasificadas por temas y por series. La clasificación se encuentra al final de la obra. Para mayor información sobre las publicaciones, rogamos se pongan en contacto con Eurostat.

Para los pedidos, dirijanse a las oficinas de venta cuyas direcciones figuran en la página interior de la contracubierta.

Eurostats publikationer er klassificeret efter emne og serie. En oversigt herover findes bag i hæftet. Yderligere oplysninger om publikationerne kan fås ved henvendelse til Eurostat. Bestilling kan afgives til de salgssteder, der er anført på omslagets side 3.

Die Veröffentlichungen von Eurostat sind nach Themenkreisen und Reihen gegliedert. Die Gliederung ist hinten in jedem Band aufgeführt. Genauere Auskünfte über die Veröffentlichungen erteilt Eurostat. Ihre Bestellungen richten Sie bitte an die Verkaufsbüros, deren Anschriften jeweils auf der dritten Umschlagseite der Veröffentlichungen zu finden sind.

Οι εκδόσεις της Eurostat ταξινομούνται κατά θέμα και κατά σειρά. Η ακριβής ταξινόμηση αναφέρεται στο τέλος κάθε έκδοσης. Για λεπτομερέστερες πληροφορίες σχετικά με τις εκδόσεις, μπορείτε να απευθύνεσθε στην Eurostat.

Για τις παραγγελίες μπορείτε να απευθύνεσθε στα γραφεία πώλησης, των οποίων οι διευθύνσεις αναγράφονται στη σελίδα 3 του εξωφύλλου.

Eurostat's publications are classified according to themes and series. This classification is indicated at the end of the publication. For more detailed information on publications, contact Eurostat. Orders are obtainable from the sales offices mentioned on the inside back cover.

Les publications de l'Eurostat sont classées par thème et par série. Cette classification est précisée à la fin de l'ouvrage. Pour des informations plus détaillées sur les publications, contactez l'Eurostat. Pour les commandes, adressez-vous aux bureaux de vente dont les adresses sont indiquées à la page 3 de la couverture.

Le pubblicazioni dell'Eurostat sono classificate per tema e per serie. Tale classificazione è precisata alla fine dell'opera. Per informazioni più dettagliate sulle pubblicazioni rivolgersi all'Eurostat. Per eventuali ordinazioni rivolgersi a uno degli uffici di vendita i cui indirizzi figurano nella 3ª pagina della copertina.

De publikaties van Eurostat zijn ingedeeld naar onderwerp en serie. Deze indeling is achter in het boek opgenomen. Voor nadere informatie over de publikaties kunt u zich wenden tot Eurostat. Gelieve bestellingen op te geven bij de verkoopbureaus, waarvan de adressen op bladzijde 3 van de omslag zijn vermeld.

As publicações do Eurostat estão classificadas por tema e por série. Esta classificação está indicada no fim da obra. Para mais informações sobre as publicações é favor contactar Eurostat. Encomendas : serviços de venda cujos endereços estão indicados na contracapa.

INDUSTRIEKONJUNKTUR

Monatliche Statistiken

INDUSTRIAL TRENDS

Monthly statistics

CONJONCTURE INDUSTRIELLE

Statistiques mensuelles

Für genauere Angaben über die Hauptmerkmale der in diesem Heft enthaltenen Reihen wenden Sie sich bitte an EUROSTAT, Luxemburg (Tel. 4301-3886 oder 4301-2037).

Die Angaben in diesem Monatsheft wurden der Datenbank CRONOS entnommen, die über verschiedene „Hosts“ (Anbieter der Datenbank) zugänglich ist. Für alle Auskünfte bezüglich dieser Hosts wenden Sie sich bitte an EUROSTAT, Luxemburg (Tel. 4301-3220).

To obtain specifications of the principal characteristics of the series contained in this bulletin contact EUROSTAT, Luxembourg (tel. 4301-3886 or 4301-2037).

The information included in this bulletin has been taken from the CRONOS data bank, which is accessible via the different host companies. For all information about these host companies contact EUROSTAT, Luxembourg (tel. 4301-3220).

Pour obtenir des précisions sur les caractéristiques principales des séries contenues dans ce bulletin s'adresser à l'EUROSTAT, Luxembourg (tél. 4301-3886 ou 4301-2037).

Les informations reprises dans ce bulletin sont extraites de la banque de données CRONOS, qui est accessible via différents serveurs. Pour toute information concernant ces serveurs s'adresser à l'EUROSTAT, Luxembourg (tél. 4301-3220).

Luxembourg: Office des publications officielles des Communautés européennes, 1987

Kat./Cat.: CA-AP-87-001-3A-C

© CECA-CEE-CECA, Bruxelles-Luxembourg, 1987

Reproduction autorisé, sauf à des fins commerciales, moyennant mention de la source

Printed in Luxembourg

Verlangsamtes Wachstum in der Gemeinschaft

Der Index der Gemeinschaft (EUR 12) für den Monat November wird derzeit auf 114,1 geschätzt, was einen Anstieg von 0,3% gegenüber November 1985 bedeutet.

Der saisonbereinigte Index für November beträgt 106,1; dies entspricht einer Verlangsamung des mittleren Wachstumstempos der industriellen Produktion seit Beginn des Sommers.

In den letzten drei Monaten für die Angaben vorliegen, belief sich der Zuwachs des Gesamtindex EUR 12 gegenüber dem entsprechenden Vorjahreszeitraum auf lediglich 1,2%. Für diesen Zeitraum liegt die Steigerung in der BR Deutschland bei +0,4%, in Frankreich bei +1,0%, im Vereinigten Königreich bei 1,1%, in den Niederlanden bei +2,2% und in Italien bei +2,7%; dagegen ist für Dänemark ein Rückgang -1,2% zu verzeichnen.

Für die USA betrug der entsprechende Wert +0,9%, für Japan lag er bei etwa -1,8%.

Je nach Verwendungszweck der Güter ist für die Gemeinschaft (EUR 12) in den letzten drei Monaten, für die Angaben vorliegen, gegenüber dem entsprechenden Vorjahreszeitraum folgende Zunahme zu verzeichnen:

- +0,5% bei Investitionsgütern,
- +0,6% bei Grundstoffen und Produktionsgütern,
- +3,5% bei Verbrauchsgütern.

Diese Prozentzahlen lassen bei der Produktion von Verbrauchsgütern weiterhin ein gleichbleibendes Wachstumstempo erkennen - was bereits seit Ende des ersten Quartals 1986 festzustellen war -, gleichzeitig jedoch auch eine starke Verlangsamung des Wachstumstempos bei den Investitionsgütern: der Wert von +0,5% ist der niedrigste Wert seit mehr als 3 Jahren.

Um einen Eindruck des sich abschwächenden Wachstums der industriellen Produktion in der Gemeinschaft zu vermitteln: Ende des ersten Halbjahres 1987 betrug der Anstieg der letzten 12 Monate, für die Angaben vorliegen, gegenüber dem entsprechenden Vorjahreszeitraum für EUR 12 noch ungefähr +3%, jetzt (Ende November) beläuft er sich nur noch auf etwa +2%. Im einzelnen wurden dabei die folgenden Werte festgestellt: für die BR Deutschland + 4,1% bzw. +2,0%, für das Vereinigte Königreich +3,2% bzw. +1,6%, für Dänemark +7,2% bzw. +4,0%, für Frankreich +1,1% bzw. +1,2%, für die Niederlande +1,1% bzw. +1,0%; die einzige Ausnahme bildet Italien, wo der Wert von +1,9% auf +2,8% angestiegen ist.

Luxemburg, 02.02.1987

N.B.: Darstellung des monatlichen Index der Umsätze für die Gemeinschaft, S. 15 bis 24.

I N H A L T S V E R Z E I C H N I S

| | |
|--|----|
| HINWEISE | 4 |
| I BASISINDIKATOREN | 9 |
| Darstellung des monatlichen Index der Umsätze für die Gemeinschaft (EUR 9) | 15 |
| II ANGABEN NACH INDUSTRIELLEN BEREICHEN | 25 |
| Gesamte Industrie (ohne Baugewerbe) | 26 |
| Grundstoff- und Produktionsgüterindustrien | 28 |
| Investitionsgüterindustrien | 30 |
| Verbrauchsgüterindustrien | 32 |
| Bergbau und Gewinnung von Steinen und Erden | 34 |
| Be- und verarbeitende Industrie | 36 |
| Energie | 38 |
| Erzeugung und erste Bearbeitung von Metallen | 40 |
| Be- und Verarbeitung von Steinen und Erden | 42 |
| Chemische Industrie, einschließlich Chemiefaserindustrie | 44 |
| Chemische Industrie | 46 |
| Metallverarbeitende Industrie | 48 |
| Herstellung von Metallerzeugnissen | 50 |
| Maschinenbau | 52 |
| Elektrotechnik | 54 |
| Bau von Kraftwagen und deren Einzelteilen | 56 |
| Fahrzeugbau (ohne Bau von Kraftwagen) | 58 |
| Nahrungs- und Genussmittelgewerbe | 60 |
| Textilindustrie | 62 |
| Schuh- und Bekleidungsindustrie | 64 |
| Papier- und Pappenerzeugung und -verarbeitung, Druckerei und verwandte Gewerbe | 67 |
| Verarbeitung von Gummi, Verarbeitung von Kunststoffen | 68 |
| III BAUGEWERBE | 69 |

1. SYSTEMATIK DER INDUSTRIEZWEIGE

Die im vorliegenden Bulletin ausgedruckten Indizes beziehen sich auf die Industriezweige laut allgemeiner Systematik der Wirtschaftszweige in den Europäischen Gemeinschaften (NACE) - Abteilung 1 bis 4. In Teil III des Bulletins befinden sich auch einige Indikatoren zu der NACE-Abteilung 5 "Baugewerbe". Ein Auszug der Abteilungen 1 bis 4 ist in der Nummer 1-1987 beigelegt.

2. PRODUKTIONSINDIZES

2.a Der Produktionsindex mißt die mengenmäßige Entwicklung der Bruttowertschöpfung (d.h. die Entwicklung zu konstanten Preisen) in der Industrie, wobei zu bedenken ist, daß die Zusammenfassung der Produktionsbereiche bei der Indexbildung (ebenso wie die Zusammenfassung für einen bestimmten Industriezweig auf Gemeinschaftsebene) durch Gewichtung mit Hilfe der Bruttowertschöpfung erfolgt (im Prinzip zu Faktorkosten). Die Indizes werden in zwei Etappen berichtigt: eine erste Berichtigung wird unter Berücksichtigung der ungleichen Zahl der Arbeitstage pro Monat durchgeführt (ausgenommen Spanien und Japan), wonach für EUR 12 und die Mitgliedstaaten eine Saisonbereinigung aufgrund eines EUROSTAT-Verfahrens erfolgt (mit Ausnahme des Vereinigten Königreichs, für das die Indizes durch das CSO saisonbereinigt werden).

Für weitere Auskünfte über den Produktionsindex wird auf die Beilage Sept. 1985 des Bulletins "Konjunkturindikatoren für die Industrie" verwiesen.

2.b Bedeutung von %A und %B:2.b.1 Arbeitstägliche Produktionsindizes:

- %A: die letzten 12 Monate gegenüber den vorhergehenden 12 Monaten;
- %B: letzte 3 Monate gegenüber dem entsprechenden Vorjahreszeitraum.

2.b.2 Saisonbereinigte Produktionsindizes:

- %A: die letzten 3 Monate gegenüber den vorhergehenden 3 Monaten;
- %B: der letzte Monat gegenüber dem Vormonat.

2.c Die Ausführungen zu 2.a und 2.b gelten auch für die Produktionsindizes des Baugewerbes.

2.d Die Produktionsindizes von Drittländern (USA und Japan) entstammen OECD-Quellen: ihre Nomenklatur sowie ihre Berechnungsweise und Saisonbereinigung entsprechen der Methodik der Quelle. Wurde jedoch die Serie durch die OECD nicht saisonbereinigt, so ist die Saisonbereinigung mit Hilfe der EUROSTAT-Methode durchgeführt worden.

3. Im Gegensatz zum Produktionsindex (siehe 2.a) werden die übrigen Indizes (Umsatz, Auftragseingang, Ein- und Ausfuhr, abhängig Beschäftigte, Bruttolöhne und -gehälter) vor Saisonbereinigung nicht in bezug auf die ungleiche Zahl der Arbeitstage berichtigt.

4. UMSATZ- UND AUFTRAGSEINGANGSINDIZES

Sie erfassen die Entwicklung des Umsatzes (Gesamtabsatz einschließlich Exportabsatz) bzw. des Auftragseingangs zu laufenden Werten. Für weitergehende Definitionen verweisen wir auf Beilage Nr. 12-1980 zum Bulletin "Konjunkturindikatoren für die Industrie".

5. EIN- UND AUSFUHR-INDIZES NACH INDUSTRIEZWEIGEN

Sie betreffen die Ein- und Ausfuhr industrieller Erzeugnisse (Spezialhandel) zu laufenden Werten (c.i.f. bzw. f.o.b.), die aufgrund ihrer Zuordnung zu den einzelnen Industriezweigen aufgeteilt wurden. In diesem Zusammenhang muß hervorgehoben werden, daß gewisse Ungenauigkeiten bei der Zuordnung der Außenhandelserzeugnisse zu großen Produktgruppen gemäß einer Systematik der Wirtschaftszweige unvermeidlich sind und daß selbst die Vergleichbarkeit der Ein- und Ausfuhrindizes begrenzt ist.

Bei den Indizes für die EWG als Ganzes (d.h. EUR 9 bis 1980 und EUR 10 ab 1.1.1981, Datum des Beitritts Griechenlands in die Gemeinschaft) handelt es sich um den Handel mit Drittländern. Die EUR 12 werden zu einem späteren Zeitpunkt erstellt.

6. INDIZES DER ABHÄNGIG BESCHÄFTIGTEN SOWIE DER BRUTTOLÖHNE UND -GEHÄLTER

6.1 Die Beschäftigtenzahlen umfassen sämtliche beschäftigte Personen (auf der Lohnliste stehende Arbeiter und Angestellte).

6.2 Die Bruttolöhne und -gehälter umfassen die Zahlungen an den Kreis der Personen, der zu den Arbeitslohnempfängern zählt, und verstehen sich einschließlich der auf die Beschäftigten entfallenden und vom Arbeitgeber einbehaltenen Steuern und Sozialabgaben, jedoch ohne die Arbeitgeberbeiträge zur Sozialversicherung sowie sonstige vom Arbeitgeber zu zahlende Beiträge.

Ausführliche Beschreibungen sowie retrospektive Reihen für diese Indikatoren sind in der Beilage 1982 zum Bulletin "Konjunkturindikatoren für die Industrie" enthalten.

7. BAUWERBE (Teil III)

Was den Produktionsindex und seine Darstellung angeht sowie den Index der abhängig Beschäftigten, verweisen wir auf die unter Ziffer 2 und 6.1 gegebenen Erläuterungen.

Die Indizes für die genehmigten, begonnenen und fertiggestellten Wohnungen gestatten es ausschließlich, die Tätigkeit auf dem Gebiet des Wohnungsbaus zu verfolgen, während die anderen beiden Indextypen auch das übrige Baugewerbe mit einschließen.

8. SCHAUBILDER

Die Schaubilder beziehen sich auf die Tendenz von Produktion und/oder Beschäftigung, wobei die Tendenz definiert wird als der gleitende Dreimonats-Durchschnitt (nach Saisonbereinigung) für den Produktionsindex; die vierteljährlichen Beschäftigungsindizes werden mit Hilfe linearer Interpolation auf Monatsbasis umgerechnet (ohne Saisonbereinigung). Der Maßstab der Schaubilder ist halb-logarithmisch.

9. ZEICHEN UND ANMERKUNGEN:

| | |
|----------------------------|---|
| : Angaben liegen nicht vor | SB Saisonbereinigt |
| - Reihe existiert nicht | EUR 10 Gemeinschaft der 10 |
| % Prozent | EUR 12 Gemeinschaft der 12 (einschließlich E und P) |
| 1980=100 Basisjahr | UEBL Belgisch-Luxemburgische Wirtschaftsunion |

Slowing-down of the rate of increase in Community industrial production

The Community index (EUR 12) for November is at present estimated at 114,1, which represents an increase of 0.3% over the November 1985 figure.

The seasonally-adjusted index for November - 106.1 - reflects a slowing-down of the average rate of increase in industrial production since the beginning of the summer.

For the last three months for which figures are available the year-on-year increase in the EUR 12 index is only 1.2%. The rates in the Member States vary, with +0.4% in the Federal Republic of Germany, +1.0% in France, +1.1% in the United Kingdom, +2.2% in the Netherlands and +2.7% in Italy, whilst there is a downward trend in Denmark -1.2%.

The corresponding rates for the USA and Japan are +0.9% and approximately -1.8% respectively.

In the breakdown according to the final use of the products, for the last three months for which figures are available there is a year-on-year increase in the EUR 12 index of:

- +0.5% for capital goods,
- +0.6% for intermediate goods,
- +3.5% for consumer goods.

These percentages indicate a sustained rate of increase in the production of consumer goods, which has been in evidence since the first quarter of 1986, though this is in contrast to a serious slowing-down in the capital sector goods where the rate of +0.5% is the lowest for more than three years.

To give an idea of the slowing-down of the rate of increase in Community industrial production, at the end of the first half of 1986 the increase during the last twelve months for which figures were available compared to the previous twelve months was approximately +3% for EUR 12, whilst now (end November) it is only around +2%, with figures of +4.1% and +2.0% for the Federal Republic of Germany, +3.2% and +1.6% for the United Kingdom, +7.2% and +4.0% for Denmark, +1.1% and +1.2% for France, and +1.1% and +1.0% for the Netherlands; the only exception is Italy, where the rate has increased from +1.9% to +2.8%.

Luxembourg, 02.02.1987

N.B.: Presentation of the monthly turnover index for the Community, p. 15 to 24.

TABLE OF CONTENTS

| | | |
|--|--|----|
| NOTES | | 6 |
| I BASIC INDICATORS | | 9 |
| Presentation of the monthly turnover index for the Community (EUR 9) | | 15 |
| II DATA BY BRANCH OF INDUSTRY | | 25 |
| Total industry (excluding building & civil engineering) | | 26 |
| Intermediate products industries | | 28 |
| Capital goods industries | | 30 |
| Consumer goods industries | | 32 |
| Mining and quarrying | | 34 |
| Manufacturing industries | | 36 |
| Energy | | 38 |
| Production and preliminary processing of metals | | 40 |
| Non-metallic mineral products | | 42 |
| Chemical industry, including man-made fibres | | 44 |
| Chemical industry | | 46 |
| Engineering and allied industries | | 48 |
| Manufacture of metal articles | | 50 |
| Mechanical engineering | | 52 |
| Electrical engineering | | 54 |
| Motor vehicles, parts and accessories | | 56 |
| Means of transport (excluding motor vehicles) | | 58 |
| Food, drink and tobacco industry | | 60 |
| Textile industry | | 62 |
| Footwear and clothing industry | | 64 |
| Pulp, paper, paperboard and manufactures thereof, printing and allied industries | | 67 |
| Manufacture of rubber products, processing of plastics | | 68 |
| III BUILDING & CIVIL ENGINEERING | | 69 |

NOTES

1. NOMENCLATURE D'ACTIVITES INDUSTRIELLES

Les indices repris dans ce bulletin portent sur l'industrie telle quelle est définie dans la Nomenclature générale des activités économiques dans les Communautés européennes (N.A.C.E.) aux divisions 1 à 4. Dans la partie III du bulletin on trouvera également quelques indicateurs relatifs à la division 5 "Bâtiment et génie civil" de la NACE. Un extrait des divisions 1 à 4 de la NACE est repris dans le numéro 1-1987.

2. INDICES DE LA PRODUCTION

2.a L'indice de production tend à mesurer l'évolution en volume (à prix constants) de la valeur ajoutée brute trouvant son origine dans l'industrie, l'agrégation des indices de branches (comme l'agrégation au niveau communautaire pour une branche donnée) est effectuée par pondération (valeurs ajoutées brutes en principe au coût des facteurs). Les indices sont corrigés en deux étapes: une première correction est effectuée pour tenir compte des inégalités du nombre de jours ouvrables par mois (sauf pour l'Espagne et le Japon); la deuxième étape consiste à corriger des variations saisonnières les séries, selon une méthode propre à l'EUROSTAT, pour EUR 12 et les Etats membres (à l'exception du Royaume-Uni dont les indices sont corrigés par le CSO).
Pour de plus amples informations sur l'indice de production, on se reportera au supplément Sept. 1985 au bulletin "Indicateurs conjoncturels de l'industrie".

2.b Signification des %A et %B

2.b.1 Indices de production par jour ouvrable:

- %A: 12 derniers mois par rapport aux 12 mois précédents;
- %B: les 3 derniers mois par rapport aux mois correspondants de l'année précédente.

2.b.2 Indices de production désaisonnalisés:

- %A (croissance à court terme): les 3 derniers mois par rapport aux 3 mois précédents;
- %B le dernier mois par rapport au mois précédent.

2.c Ce qui est dit ci-dessous sous 2.a et 2.b s'applique également aux indices de production pour le bâtiment et le génie civil.

2.d Les indices de production de pays tiers (USA, Japon) sont de source OCDE: leur nomenclature de base, la méthode d'établissement et le mode de désaisonnalisation suivent ceux de la source. Toutefois - si la série n'est pas désaisonnalisée par l'OCDE - elle est désaisonnalisée selon la méthode EUROSTAT.

3. Contrairement à l'indice de production (voir sous 2.a) les autres indices (chiffre d'affaires, commandes, export, import, nombre de salariés, salaires et traitements bruts) ne subissent pas de correction pour l'inégalité des jours ouvrables préalablement à la désaisonnalisation.

4. INDICES DU CHIFFRE D'AFFAIRES ET DES ENTREES DE COMMANDES

Il s'agit de l'évolution du chiffre d'affaires (ventes totales, y inclus les ventes à l'exportation) et des entrées de commandes en valeur courante. Voir aussi pour des définitions détaillées le supplément n° 12-1980 au bulletin "Indicateurs conjoncturels de l'industrie".

5. INDICES DES IMPORTATIONS ET EXPORTATIONS PAR BRANCHES INDUSTRIELLES

Il s'agit des importations ou exportations (commerce spécial) en valeur courante (c.i.f. resp. f.o.b.) des produits industriels classés selon leur appartenance aux branches industrielles. Il faut souligner que ce classement implique certains choix d'attribution des produits du commerce extérieur à des grands regroupements de produits selon une nomenclature d'activités, et que même la comparabilité entre les indices d'importation et ceux d'exportation est limitée.

Dans le cas des indices pour la CEE en tant qu'entité (i.e. EUR 9 jusqu'en 1980 et EUR 10 à partir du 1.1.1981, date de l'entrée de la Grèce dans la Communauté), il ne s'agit que des échanges avec les pays tiers. La construction des indices de EUR 12 sera effectuée ultérieurement.

6. INDICES DU NOMBRE DE SALARIES (EMPLOI) ET DES SALAIRES ET TRAITEMENTS BRUTS

6.1 Le nombre de salariés inclut l'ensemble des personnes occupées (ouvriers et employés figurant sur la feuille de paie).

6.2 Les salaires et traitements bruts portent sur les sommes versées aux personnes comptées au nombre de salariés en rémunération de leur travail; y inclus les impôts et cotisations de sécurité sociale dus par les salariés et retenus par les employeurs, mais à l'exception des cotisations de sécurité sociale et autres dues par l'employeur.

De plus amples descriptions de ces indicateurs, ainsi que des séries rétrospectives ont été publiées dans le supplément 1982 au bulletin "Indicateurs conjoncturels de l'industrie".

7. BATIMENT ET GENIE CIVIL (PARTIE III)

En ce qui concerne l'indice de production et sa présentation, ainsi que l'indice du nombre de salariés, voir ci-dessus sous les points 2 et 6.1.

Les indices relatifs aux logements autorisés, commencés et achevés ne permettent de suivre que l'activité dans le secteur du bâtiment résidentiel, alors que les deux autres types d'indices incluent également le bâtiment non-résidentiel et le génie civil.

8. GRAPHIQUES

Les graphiques portent sur la tendance de la production et/ou de l'emploi, la tendance étant définie comme la moyenne mobile sur 3 mois (après désaisonnalisation) dans le cas de l'indice de production; s'il s'agit de l'emploi, dont les indices sont trimestriels, les indices ont été mensualisés par interpolation linéaire (sans désaisonnalisation). Les échelles des graphiques sont semi-logarithmiques.

9. SIGNES ET ABREVIATIONS:
: données non disponibles
- série inexistante
% pourcentage
1980=100 année de base

CVS corrigé des variations saisonnières
EUR 10 Communauté à dix
EUR 12 Communauté à douze (y compris E et P)
UEBL Union économique belgo-luxembourgeoise

COMMENTAIRE

Ralentissement du rythme de hausse pour la Communauté

L'indice pour la Communauté (EUR 12) du mois de novembre est actuellement estimé à 114,1, soit une hausse de 0,3% par rapport à novembre 1985.

Après correction des variations saisonnières l'indice de novembre 106,1 correspond à un ralentissement du rythme moyen de croissance de la production industrielle depuis le début de l'été.

Pour les trois derniers mois connus la croissance en un an de l'indice d'ensemble EUR 12 est de 1,2% seulement. Pour la même période, la variation est de +0,4% en R.F. d'Allemagne, +1,0% en France, +1,1% au Royaume-Uni, +2,2% aux Pays-Bas et +2,7% en Italie, mais on constate une baisse pour le Danemark -1,2%.

Les taux correspondants sont de +0,9% aux USA et environ -1,8% au Japon.

Selon la destination des biens on constate pour la Communauté EUR 12, pour les trois derniers mois connus une hausse en un an de:

- +0,5% pour les biens d'investissements,
- +0,6% pour les biens intermédiaires,
- +3,5% pour les biens de consommation.

Ces pourcentages continuent à indiquer un rythme de croissance soutenu pour la production des biens de consommation - que l'on constate depuis la fin du premier trimestre 1986 - mais aussi un sérieux ralentissement du rythme de croissance des biens d'investissement: le taux de +0,5% est le plus faible que l'on ait constaté depuis plus de trois ans.

Pour donner une idée du ralentissement du rythme de hausse de la production industrielle dans la Communauté on observera qu'à la fin du 1er semestre 1986 la hausse des douze derniers mois connus par rapport aux douze mois précédents était d'environ +3% pour EUR 12 et qu'elle n'est maintenant (fin novembre) que d'environ +2%. Les taux correspondants sont les suivants: pour la R.F. d'Allemagne +4,1 et +2,0%, pour le Royaume-Uni +3,2 et +1,6%, pour le Danemark +7,2 et +4,0%, pour la France +1,1 et +1,2%, pour les Pays-Bas +1,1 et +1,0%; la seule exception est l'Italie dont le taux est passé de +1,9% à +2,8%.

Luxembourg, 02.02.1987

N.B.: Présentation de l'indice mensuel du chiffre d'affaires pour la Communauté, p. 15 à 24.

TABLE DES MATIERES

| | |
|---|----|
| NOTES | 8 |
| I INDICATEURS DE BASE | 9 |
| Présentation de l'indice mensuel du chiffre d'affaires pour la Communauté (EUR 9) | 15 |
| II DONNEES PAR BRANCHES INDUSTRIELLES | 25 |
| Ensemble de l'industrie (sans bâtiment et génie civil) | 26 |
| Industries des biens intermédiaires | 28 |
| Industries des biens d'investissement | 30 |
| Industries des biens de consommation | 32 |
| Industries extractives | 34 |
| Industries manufacturières | 36 |
| Energie | 38 |
| Production et première transformation des métaux | 40 |
| Produits minéraux non-métalliques | 42 |
| Industrie chimique, y inclus fibres artificielles et synthétiques | 44 |
| Industrie chimique | 46 |
| Industries transformatrices des métaux | 48 |
| Fabrication d'ouvrages en métaux | 50 |
| Construction de machines et de matériel mécanique | 52 |
| Construction électrique et électronique | 54 |
| Construction d'automobiles et de pièces détachées | 56 |
| Construction de matériel de transport (sauf automobiles) | 58 |
| Industrie de l'alimentation, boissons, tabac | 60 |
| Industrie textile | 62 |
| Industrie de la chaussure et de l'habillement | 64 |
| Production et transformation du papier et du carton, imprimerie | 67 |
| Industrie du caoutchouc, transformation des matières plastiques | 68 |
| III BATIMENT ET GENIE CIVIL | 69 |

NOTES

1. NOMENCLATURE OF INDUSTRIAL ACTIVITIES

The indices included in this bulletin cover industry as it is defined in divisions 1 to 4 of the General Industrial Classification of Economic Activities within the European Communities (NACE). In part III of the bulletin there are also some indicators relating to NACE division 5 (building and civil engineering). An extract of division 1 to 4 of NACE can be found in bulletin n° 1-1987.

2. INDICES OF PRODUCTION

2.a The index of production indicates changes in volume (at constant prices) in the gross value-added created by industry, the branch indices being aggregated (like the aggregation at Community level for a given industrial branch) by means of a system of weighting according to gross value-added (in principle, at factor costs). The indices are adjusted in two stages: first they are adjusted to take account of the varying number of working days in the month (except for Spain and Japan) and this is followed by seasonal adjustment according to EUROSTAT's own particular method for EUR 12, the Member States (with the exception of the United Kingdom, for which the indices are adjusted by the CSO). Further information on the index of production may be obtained from supplement Sept. 1985 of the bulletin "Industrial short-term trends".

2.b Meaning of %A and %B:

2.b.1 Indices of production per working day:

- %A: the last twelve months as compared with the previous twelve months;
- %B: the last three months as compared with the corresponding months of the previous year.

2.b.2 Seasonally adjusted indices of production:

- %A (short-term growth): the last three months as compared with the previous three months;
- %B: the last month as compared with the previous month.

2.c The descriptions and definitions in 2.a and 2.b above are also applicable to the indices of production for building and civil engineering.

2.d The indices of production for non-Member States (the United States and Japan) are taken from OECD sources: their classification, calculation and seasonal adjustment are as in the source publication. Any series not seasonally adjusted by OECD are adjusted by the EUROSTAT method.

3. Unlike the index of production (see 2.a above), the other indices (turnover, orders, exports, imports, number of employees, gross wages and salaries) are not adjusted to allow for differences in the number of working days in each period before they are seasonally adjusted.

4. INDICES OF TURNOVER AND ORDERS RECEIVED

These reflect changes in turnover (overall sales, including sales for export) and orders received at current prices. For detailed definitions, see also supplement N° 12-1980 to the bulletin "Industrial short-term trends".

5. INDICES OF IMPORTS AND EXPORTS BY INDUSTRIAL BRANCHES

These are indices of imports or exports (special trade) at current prices (respectively c.i.f. or f.o.b.) of industrial products classified according to the industrial branches to which they belong. It should be emphasized that this classification implies the need to make certain choices in allocating external trade products to overall groups of products according to a classification of industrial activities, and that even comparability between the indices for imports and those for exports is limited.

The indices for the EEC as a whole (i.e. EUR 9 up to 1980 and EUR 10 as from 1.1.1981, date of entry of Greece into the Community) refer only to trade with non-Member States; EUR 12 indices will be introduced later.

6. INDICES OF THE NUMBER OF EMPLOYEES AND OF GROSS WAGES AND SALARIES

6.1 The number of employees includes all persons employed by the firm (manual workers and salaried employees on the company's payroll).

6.2 Gross wages and salaries cover all sums paid out to persons employed by the company in remuneration for the work they do, including taxes and social security contributions payable by the employee and deducted by the employer, but excluding social security and other contributions payable by the employer.

More detailed descriptions and retrospective series of these indicators may be obtained from supplement 1982 of the bulletin "Industrial short-term trends".

7. BUILDING AND CIVIL ENGINEERING (PART III)

For information on the index of production and its layout, and on the index of the number of employees, see sections 2 and 6.1 above.

These indices for authorised dwellings and dwellings starts and completions only give a picture of activity in the residential building sector, whereas the other two types of indices also cover non-residential building and civil engineering.

8. GRAPHS

The graphs cover the trend in production and/or employment, where the trend is defined as the moving average over three months (after seasonal adjustment) in the case of the index of production; in the case of employment, for which the indices are quarterly, a monthly series is obtained by linear interpolation (without seasonal adjustment). The graphs are on a semi-logarithmic scale.

9. SYMBOLS AND ABBREVIATIONS:

| | |
|-------------------------|--|
| : data not available | ADJ seasonally adjusted |
| - non-existent series | EUR 10 Community of 10 |
| % per cent | EUR 12 Community of 12 (including E and P) |
| 1980=100 reference year | UEBL Belgo-Luxembourg Economic Union |

| Indikator Indicator Indicateur | 1980 = 100 | Land Country Pays | Letzte Zahl/Latest figure/ Dernier chiffre | | | Veränderung/Change/ Variation | |
|--------------------------------------|--|-------------------------|---|---|--|--|---|
| | | | Zeitraum Period Période | Pro Arb.-Tag Per work. day Par jour ouvr. | Saisonber. Seas. adj. Désaisonn. | Pro Arb.-Tag Per work. day Par jour ouvr. % B (1) | Saisonber. Seas. adj. Désaisonn. % A (2) |
| <i>Produktion/Production</i> | | | | | | | |
| NACE 1-4 | Industrie insgesamt/Total industry/Total industrie | EUR 12 | 11 1986 | 114.1 | 106.1 | 1.2 | 0.4 |
| | " " | B | 09 1986 | 110.7 | 105.5 | 3.7 | 1.4 |
| | " " | DK | 11 1986 | 128.0 | 120.7 | - 1.2 | 0.7 |
| | " " | D | 11 1986 | 114.9 | 106.4 | 0.4 | - 0.4 |
| | " " | GR | 10 1986 | 111.6 | 105.2 | - 4.9 | - 5.6 |
| | " " | E | 08 1986 | 59.8 | 101.0 | 4.4 | 1.5 |
| | " " | F | 11 1986 | 110.8 | 103.1 | 1.0 | 0.6 |
| | " " | IRL | 10 1986 | 138.0 | 135.8 | 7.3 | 6.0 |
| | " " | I | 11 1986 | 108.9 | 99.5 | 2.7 | - 0.7 |
| | " " | L | 09 1986 | 124.6 | 122.4 | 2.8 | - 1.9 |
| | " " | NL | 11 1986 | 116.0 | 107.2 | 2.2 | 2.0 |
| | " " | P | 09 1986 | 129.2 | 130.0 | 9.9 | 2.8 |
| | " " | UK | 11 1986 | 117.9 | 110.0 | 1.1 | 0.7 |
| | " " | USA | 11 1986 | 115.4 | 115.9 | 0.9 | 0.5 |
| | " " | J | 10 1986 | 122.4 | 120.8 | - 1.8 | - 1.0 |
| INT | Grundst. u. Prod.-Güter/Intermediate products/Biens intermédiaires | EUR 12 | 11 1986 | 109.7 | 103.1 | 0.6 | 0.2 |
| INV | Invest.-Güter/Capital goods/Biens d'investissements | EUR 12 | 11 1986 | 117.5 | 106.9 | 0.5 | 0.6 |
| CON | Verbr.-Güter/Consumer goods/Biens de consommation | EUR 12 | 11 1986 | 118.0 | 107.9 | 3.5 | 0.2 |
| NACE 11-16 | Energie/Energy/Énergie | EUR 12 | 10 1986 | 109.2 | 111.7 | 5.3 | 3.2 |
| NACE 22 | Erz. u. 1. Bearb. Met./Production of metals/1 ^{re} transf. de métaux | EUR 12 | 10 1986 | 96.4 | 92.1 | - 5.1 | - 0.4 |
| NACE 25+26 | Chemie u. Chemiefaser/Chemicals & manm. fibres/Chimie + fibres artif. | EUR 12 | 10 1986 | 119.1 | 116.3 | 1.9 | 1.8 |
| NACE 31-36 | Metallverarb. Ind./Engin. and allied ind./Transf. de métaux | EUR 12 | 10 1986 | 118.3 | 111.4 | 6.5 | 1.6 |
| NACE 41/42 | Nahrungs- u. Genussm./Food, drink, tobacco/Alim., boissons, tabac | EUR 12 | 10 1986 | 117.0 | 106.9 | 0.4 | 0.6 |
| NACE 43 | Textil/Textiles/Textile | EUR 12 | 10 1986 | 103.4 | 96.3 | - 2.9 | - 2.2 |
| NACE 5 | Baugew./Building & civil eng./ Bâtiment-génie civil | EUR 12 | : | : | : | : | : |
| | Umsatz/Turnover/Chiff. d'aff. (NACE 1-4) | EUR 12 | 06 1986 | 143.5 | 142.6 | - 1.2 | 0.8 |
| | Ausfuhr/Exports (NACE 1-4) | EUR 10 | IV 1985 | 181.2 | : | 0.1 | : |
| | Einfuhr/Imports (NACE 1-4) | EUR 10 | IV 1985 | 145.2 | : | - 3.9 | : |
| | Löhne u. Geh./Wages & sal./Sal. et trait. (NACE 1-4) | EUR 12 | I 1985 | 121.9 | 127.7 | : | : |
| | Abh. Beschäft./Employees/Salariés (NACE 1-4) | EUR 12 | I 1986 | 84.4 | 84.7 | : | : |

% B (1) - Letzte 3 Monate gegenüber dem entsprechenden Vorjahreszeitraum.
- The last three months as compared with the corresponding months
of the previous year.
- Les 3 derniers mois par rapport aux mois correspondants
de l'année précédente.

% A (2) - Letzte 3 Monate gegenüber den vorhergehenden
3 Monaten.
- The last three months as compared with the previous
three months.
- Les 3 derniers mois par rapport aux 3 mois précédents.

INDUSTRIELLE PRODUKTION

INDUSTRIAL PRODUCTION

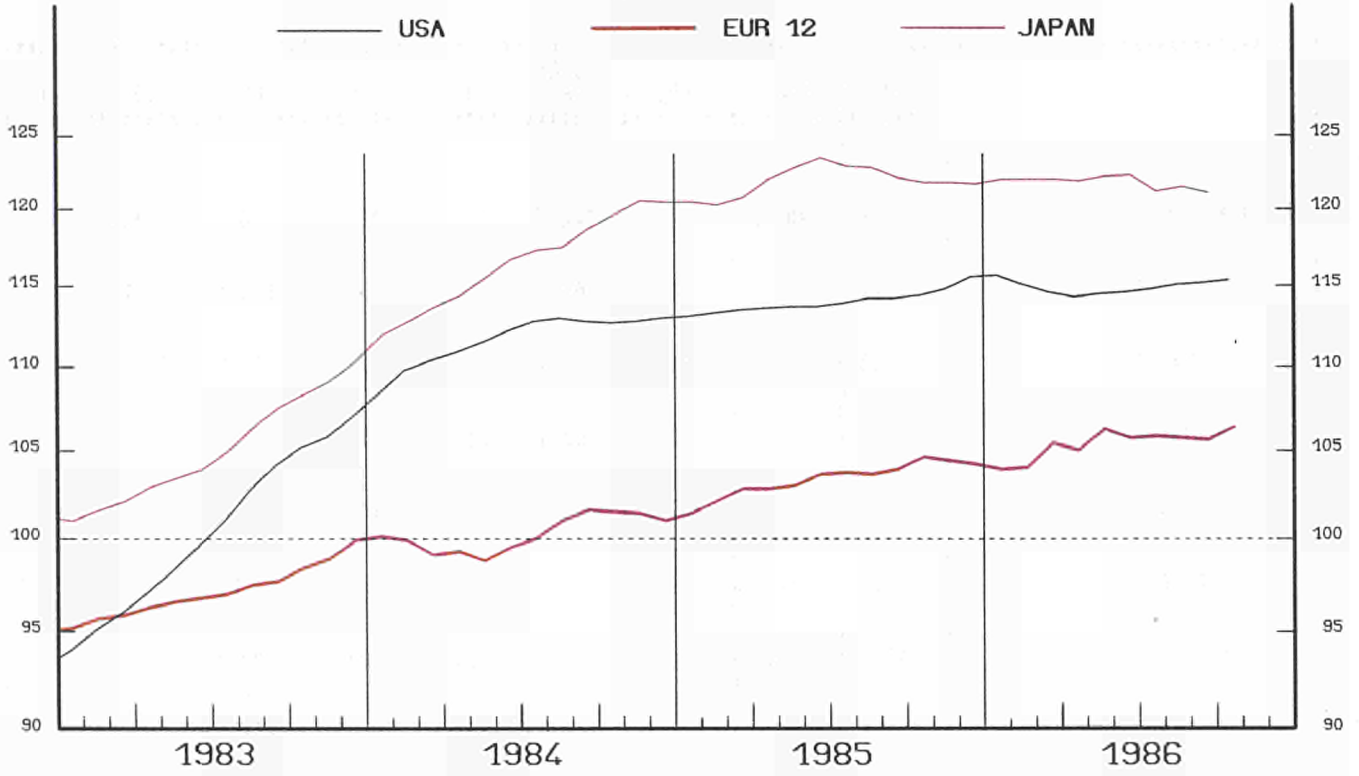
PRODUCTION INDUSTRIELLE

TENDENZ 1980=100

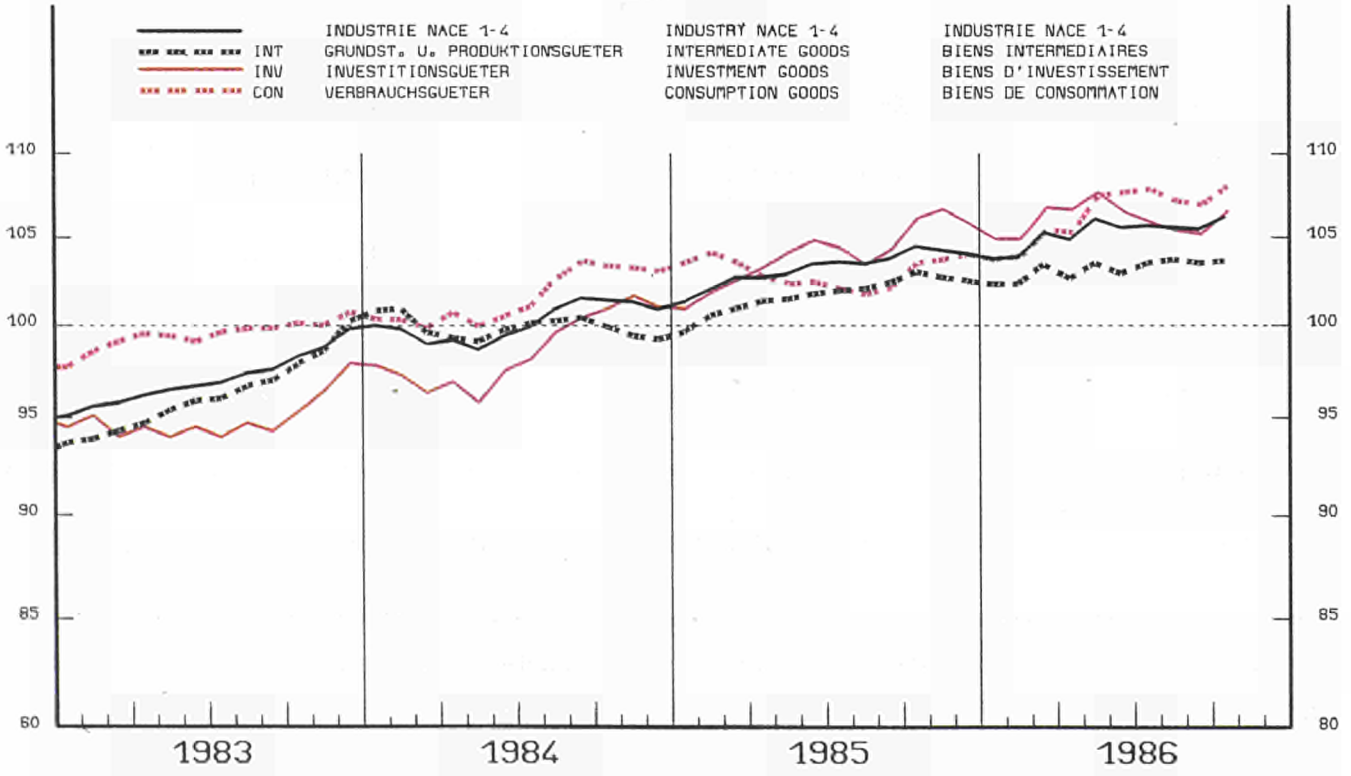
TREND 1980=100

TENDANCE 1980=100

NACE 1-4



EUR 12



EINFACH-LOGARITHMISCHE SKALA
GLEITENDE 3-MONATSDURSCHNITTE

SEMI-LOGARITHMIC SCALE
3 MONTH MOVING AVERAGE

ECHELLE SEMI-LOGARITHMIQUE
MOYENNE MOBILE SUR 3 MOIS

1980=100

| | 1983 | 1984 | 1985 | 1986 | 07 | 08 | 09 | 10 | 11 |
|--------------------|-------|-------|-------|-------|-------|-------|-------|-------|-------|
| TOT EUR12 | 97.6 | 100.2 | 103.5 | 106.7 | 106.5 | 103.9 | 106.2 | 106.2 | 106.1 |
| ((BELGIQUE/BELGIE | 99.1 | 101.6 | 104.1 | 107.2 | 110.7 | 107.4 | 105.5 | : | : |
| ((DANEMARK | 106.0 | 116.3 | 121.2 | 126.7 | 125.8 | 122.8 | 127.5 | 129.6 | 120.7 |
| ((DEUTSCHLAND | 95.9 | 98.8 | 104.4 | 109.5 | 108.1 | 104.6 | 107.6 | 106.9 | 106.4 |
| ((HELLAS | 101.9 | 103.5 | 107.0 | 110.1 | 114.4 | 102.3 | 102.9 | 105.2 | : |
| ((ESPANA | 100.5 | 101.4 | 103.6 | 109.2 | 109.8 | 101.0 | : | : | : |
| ((FRANCE | 97.5 | 100.0 | 100.6 | 101.3 | 103.1 | 102.3 | 102.4 | 103.0 | 103.1 |
| ((IRELAND | 111.4 | 125.3 | 128.1 | 129.2 | 123.3 | 131.8 | 133.5 | 135.8 | : |
| ((ITALIA | 92.5 | 95.6 | 96.9 | 102.7 | 99.0 | 97.6 | 98.2 | 99.3 | 99.5 |
| ((LUXEMBOURG | 100.3 | 113.6 | 121.4 | 125.8 | 124.8 | 123.4 | 122.4 | : | : |
| ((NEDERLAND | 97.1 | 101.4 | 104.8 | 105.4 | 105.8 | 105.6 | 109.1 | 106.9 | 107.2 |
| ((PORTUGAL | 106.8 | 106.7 | 118.3 | 126.6 | 128.9 | 125.1 | 130.0 | : | : |
| ((UNITED KINGDOM | 101.9 | 103.2 | 108.1 | 107.6 | 110.1 | 110.8 | 111.0 | 109.8 | 110.0 |
| ((USA | 100.5 | 111.8 | 114.0 | 114.4 | 115.0 | 115.2 | 115.2 | 115.3 | 115.9 |
| ((JAPAN | 105.0 | 116.5 | 121.7 | 122.2 | 121.9 | 118.8 | 123.0 | 120.8 | : |
| INT EUR12 | 96.8 | 99.8 | 102.0 | 103.5 | 104.1 | 102.7 | 104.2 | 103.6 | 103.1 |
| INV EUR12 | 96.0 | 98.9 | 104.6 | 107.8 | 106.7 | 102.9 | 106.3 | 106.0 | 106.9 |
| COM EUR12 | 99.6 | 101.7 | 103.5 | 109.2 | 109.1 | 104.7 | 107.2 | 108.5 | 107.9 |

| | | | |
|-----|------------------------------------|----------------------------------|---------------------------------------|
| TOT | GESAMTE INDUSTRIE(OHNE BAUGEWERBE) | TOTAL INDUSTRY (EXCL. BUILDING) | ENSEMBLE INDUSTRIE (SANS BATIMENT) |
| INT | GRUNDSTOFF-UND PRODUKTIONSGUETER | INTERMEDIATE PRODUCTS INDUSTRIES | INDUSTRIES DES BIENS INTERMEDIAIRES |
| INV | INVESTITIONSGUETERINDUSTRIEN | CAPITAL GOODS INDUSTRIES | INDUSTRIES DES BIENS D'INVESTISSEMENT |
| COM | VERBRAUCHSGUETERINDUSTRIEN | CONSUMER GOODS INDUSTRIES | INDUSTRIES DES BIENS DE CONSOMMATION |

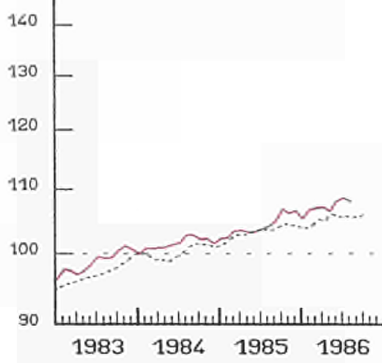
INDUSTRIELLE PRODUKTION

INDUSTRIAL PRODUCTION

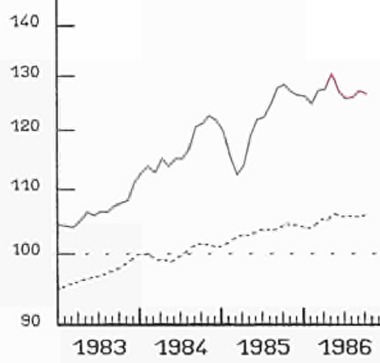
PRODUCTION INDUSTRIELLE

NACE 1-4 1980=100

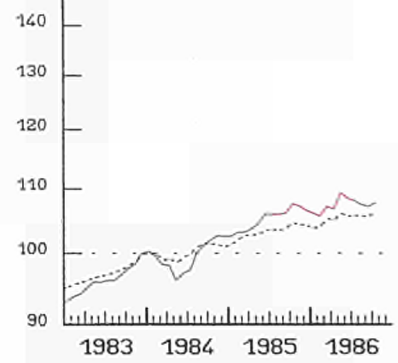
BELGIQUE - BELGIE



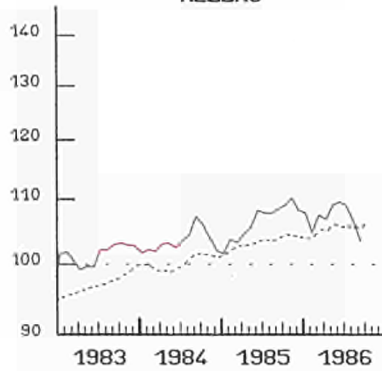
DANMARK



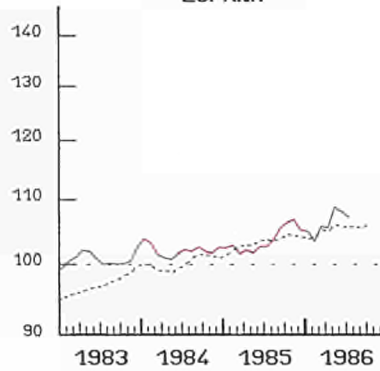
BR DEUTSCHLAND



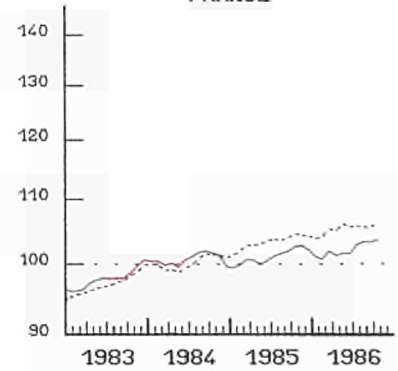
HELLAS



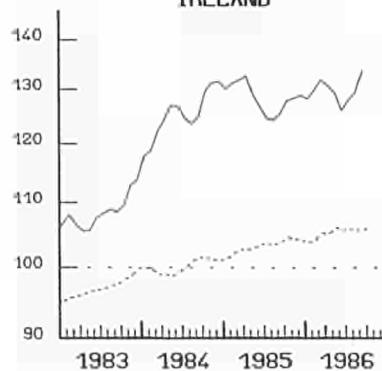
ESPAÑA



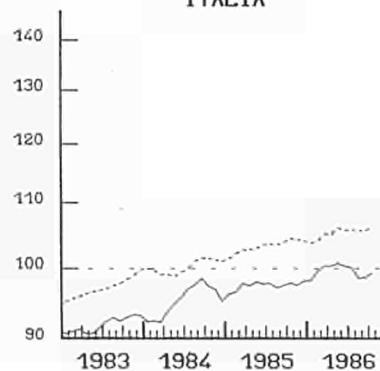
FRANCE



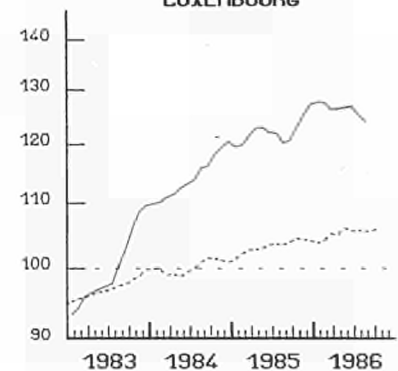
IRELAND



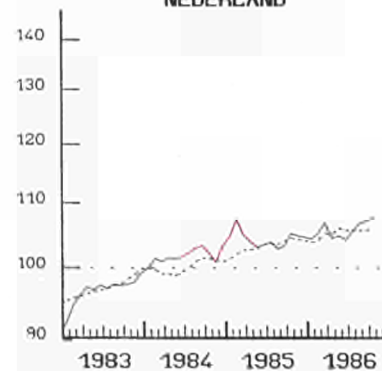
ITALIA



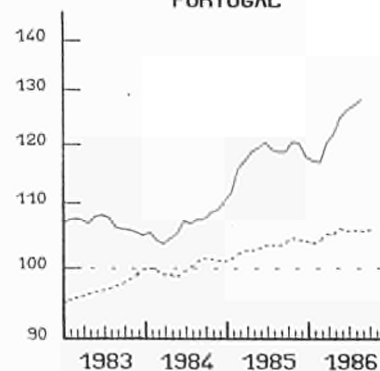
LUXEMBOURG



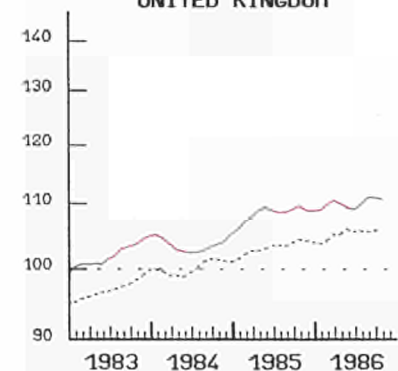
NEDERLAND



PORTUGAL



UNITED KINGDOM



----- EUR 12

EINFACH-LOGARITHMISCHE SKALA
GLEITENDE 3-MONATS DURSCHNITTE

SEMI-LOGARITHMIC SCALE
3 MONTH MOVING AVERAGE

ECHELLE SEMI-LOGARITHMIQUE
MOYENNE MOBILE SUR 3 MOIS

1980=100

| | 1983 | 1984 | 1985 | 1985 09 | 10 | 11 | 1986 09 | 10 | 11 |
|--------------------|-------|-------|-------|------------|-------|-------|------------|-------|-------|
| TOT EUR12 | 97.6 | 100.2 | 103.5 | 107.3 | 110.3 | 113.8 | 109.7 | 111.6 | 114.1 |
| ((BELGIQUE/BELGIE | 99.1 | 101.6 | 104.1 | 112.3 | 109.4 | 117.9 | 110.7 | : | : |
| ((DANEMARK | 106.0 | 116.3 | 121.2 | 140.0 | 139.0 | 134.0 | 141.0 | 139.0 | 128.0 |
| ((DEUTSCHLAND | 95.9 | 98.8 | 104.4 | 108.6 | 113.8 | 115.7 | 111.7 | 113.0 | 114.9 |
| ((HELLAS | 101.9 | 103.5 | 107.0 | 123.2 | 116.7 | 111.4 | 116.3 | 111.6 | : |
| ((ESPANA | 100.5 | 101.4 | 103.6 | 106.2 | 119.0 | 112.2 | : | : | : |
| ((FRANCE | 97.5 | 100.0 | 100.6 | 99.5 | 104.6 | 110.9 | 101.4 | 106.0 | 110.8 |
| ((IRELAND | 111.4 | 125.3 | 128.1 | 129.4 | 127.8 | 136.6 | 137.2 | 138.0 | : |
| ((ITALIA | 92.5 | 95.6 | 96.9 | 106.9 | 102.5 | 106.5 | 108.5 | 107.0 | 108.9 |
| ((LUXEMBOURG | 100.3 | 113.6 | 121.4 | 121.7 | 128.8 | 131.6 | 124.6 | : | : |
| ((NEDERLAND | 97.1 | 101.4 | 104.8 | 96.0 | 105.0 | 119.0 | 103.0 | 108.0 | 116.0 |
| ((PORTUGAL | 106.8 | 106.7 | 118.3 | 118.0 | 124.9 | 123.4 | 129.2 | : | : |
| ((UNITED KINGDOM | 101.9 | 103.2 | 108.1 | 111.5 | 112.7 | 117.4 | 113.0 | 114.3 | 117.9 |
| ((USA | 100.5 | 111.8 | 114.0 | 118.4 | 116.2 | 114.5 | 119.1 | 117.8 | 115.4 |
| ((JAPAN | 105.0 | 116.5 | 121.7 | 124.5 | 123.5 | 123.0 | 122.4 | 122.4 | : |
| INT EUR12 | 96.8 | 99.8 | 102.0 | 102.5 | 106.4 | 110.6 | 104.7 | 106.9 | 109.7 |
| INV EUR12 | 96.0 | 98.9 | 104.6 | 108.6 | 112.0 | 117.8 | 111.5 | 111.1 | 117.5 |
| CON EUR12 | 99.6 | 101.7 | 103.5 | 110.4 | 112.7 | 115.9 | 115.2 | 117.7 | 118.0 |

| | | | |
|-----|------------------------------------|----------------------------------|---------------------------------------|
| 101 | GESAMTE INDUSTRIE(OHNE BAUGEWERBE) | TOTAL INDUSTRY (EXCL,BUILDING) | ENSEMBLE INDUSTRIE (SANS BATIMENT) |
| INT | GRUNDSTOFF-UND PRODUKTIONSGUETER | INTERMEDIATE PRODUCTS INDUSTRIES | INDUSTRIES DES BIENS INTERMEDIAIRES |
| INV | INVESTITIONSGUETERINDUSTRIEN | CAPITAL GOODS INDUSTRIES | INDUSTRIES DES BIENS D'INVESTISSEMENT |
| CON | VERBRAUCHSGUETERINDUSTRIEN | CONSUMER GOODS INDUSTRIES | INDUSTRIES DES BIENS DE CONSOMMATION |

DARSTELLUNG DES MONATLICHEN INDEX DER UMSÄTZE FÜR DIE GEMEINSCHAFT (EUR 9)

Der Index der Industrieumsätze in der Europäischen Gemeinschaft ist einer der in der Richtlinie 72/211/EWG des Rates vom 30. Mai 1972 vorgesehenen Indikatoren. Dieser bisher vierteljährliche Indikator ist nunmehr ein monatlicher Indikator. In der CRONOS-Datenbank ICG wird er praktisch genauso häufig aktualisiert wie der Index der industriellen Produktion. Vorübergehend wird sich der Index für die Niederlande (der bald auf Monatsbasis umgestellt wird) aus Indizes zusammensetzen, die für jeden Monat eines Quartals gleich hoch sind.

Griechenland, Spanien und Portugal erstellen zur Zeit keine Indizes für die Umsätze in der Industrie; Eurostat hofft jedoch, daß diese Indizes auf der Basis 1985=100 erstellt werden können.

Die Indizes für die Gemeinschaft entsprechen dem gewogenen geometrischen Mittel der Indizes der neun Mitgliedstaaten, aus denen die Gemeinschaft 1980 bestand. Die Gewichte werden aus den Werten abgeleitet, die für die "koordinierte Erhebung über die Tätigkeit der Industrie" übermittelt werden. Richtlinie 72/221/EWG des Rates vom 6. Juni 1972.

Auf den folgenden Seiten stellen wir einige retrospektive Reihen vor. Die Datenbank enthält nämlich die monatlichen Entwicklungen für die Gemeinschaft (EUR 9) und jedes der neun Mitgliedstaaten für etwa 30 NACE-Positionen sowie etwa ein Dutzend Zusammenfassungen.

PRESENTATION OF THE MONTHLY TURNOVER INDEX FOR THE COMMUNITY (EUR 9)

The European Community industrial turnover index is one of the indicators provided for by Council Directive 72/211/EEC of 30 May 1972. This indicator, previously quarterly, is now monthly. In the ICG (General Economic Information) data bank of CRONOS it will be practically as up to date as the industrial production index. In the case of the Netherlands the indices for the three months of a quarter will initially be the same, but there will be a change to individual monthly indices in the near future.

Greece, Spain and Portugal do not as yet prepare industrial turnover indices but Eurostat hopes that they will be able to provide them for base 100 in 1985.

The Community indices correspond to the geometric means weighted with the indices of the nine Member States which constituted the Community in 1980. The weightings are taken from the values transmitted for the "coordinated survey of industrial activity" (Council Directive 72/221/EEC of 6 June 1972).

The following pages contain a number of retrospective series. The data bank does in fact contain the monthly trends for the Community (EUR 9) and each of the nine Member States for some 30 NACE items and around a dozen groups.

PRESENTATION DE L'INDICE MENSUEL DU CHIFFRE D'AFFAIRES POUR LA COMMUNAUTE (EUR 9)

L'indice du chiffre d'affaires de l'industrie dans la Communauté européenne est un des indicateurs prévus par la directive du Conseil 72/211/CEE du 30 mai 1972. Cet indicateur - antérieurement trimestriel - est maintenant un indicateur mensuel. Dans la banque de données ICG de CRONOS cet indicateur aura pratiquement le même degré d'actualisation que l'indice de la production industrielle. Provisoirement l'indice pour les Pays-Bas (qui sera bientôt mensualisé) contiendra des indices qui ont le même niveau pour chacun des mois d'un même trimestre.

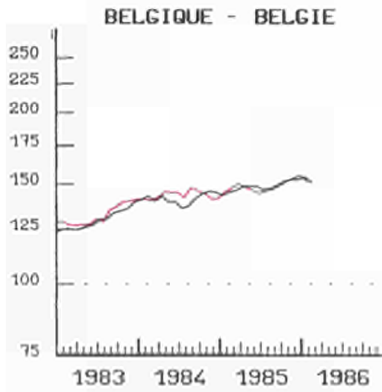
La Grèce, l'Espagne et le Portugal n'établissent pas actuellement d'indices du chiffre d'affaires dans l'industrie mais l'EUROSTAT espère que ces indices pourront être établis pour la base 100 en 1985.

Les indices pour la Communauté correspondent aux moyennes géométriques pondérées des indices des neuf Etats membres qui faisaient partie de la Communauté en 1980. Les valeurs des pondérations sont extraites des valeurs transmises pour "l'enquête coordonnée sur l'activité industrielle". Directive du Conseil 72/221/CEE du 6 juin 1972.

Dans les pages qui suivent l'on présente quelques séries rétrospectives. En fait, la banque de données contient les évolutions mensuelles pour la Communauté (EUR 9) et chacun de ces neuf Etats pour une trentaine de positions NACE ainsi qu'une douzaine de regroupements.

UMSATZ

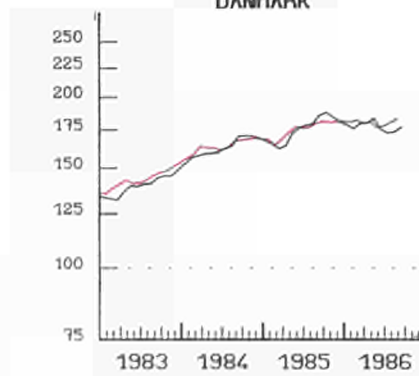
VERBRAUCHSGUETER
UND NACE 1-4



TURNOVER

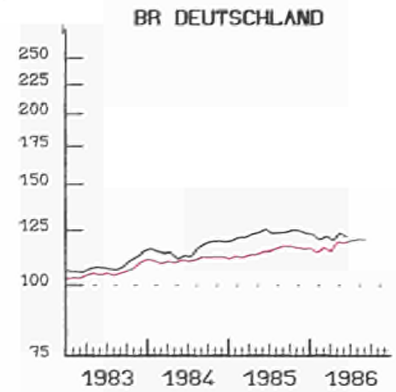
CONSUMER GOODS
AND NACE 1-4

1980 = 100

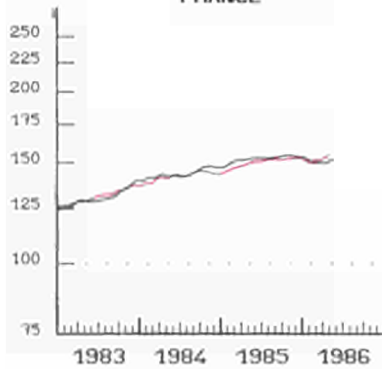


CHIFFRE D'AFFAIRES

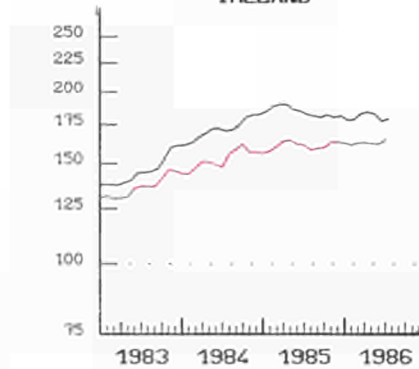
BIENS DE CONSOMMATION
ET NACE 1-4



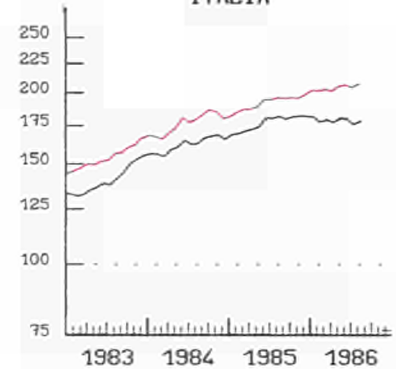
FRANCE



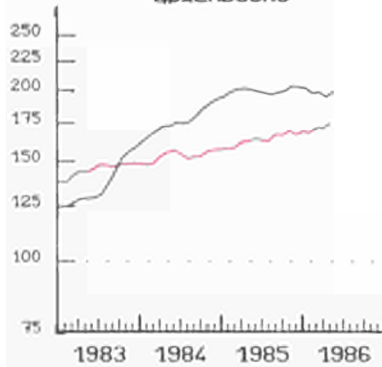
IRELAND



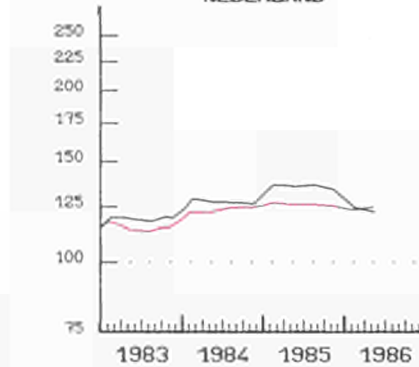
ITALIA



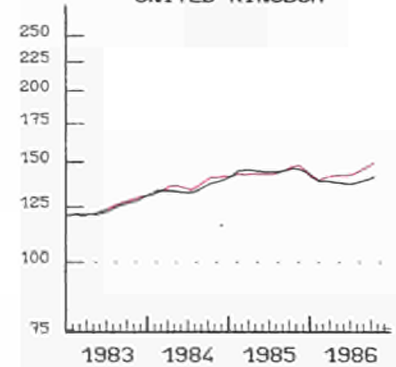
LUXEMBOURG



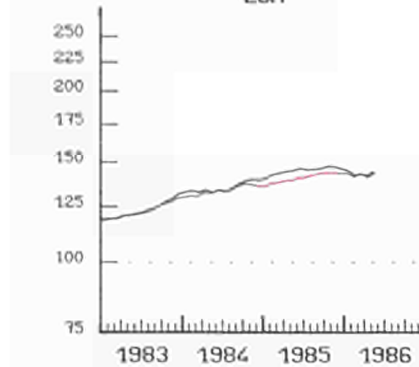
NEDERLAND



UNITED KINGDOM



EUR



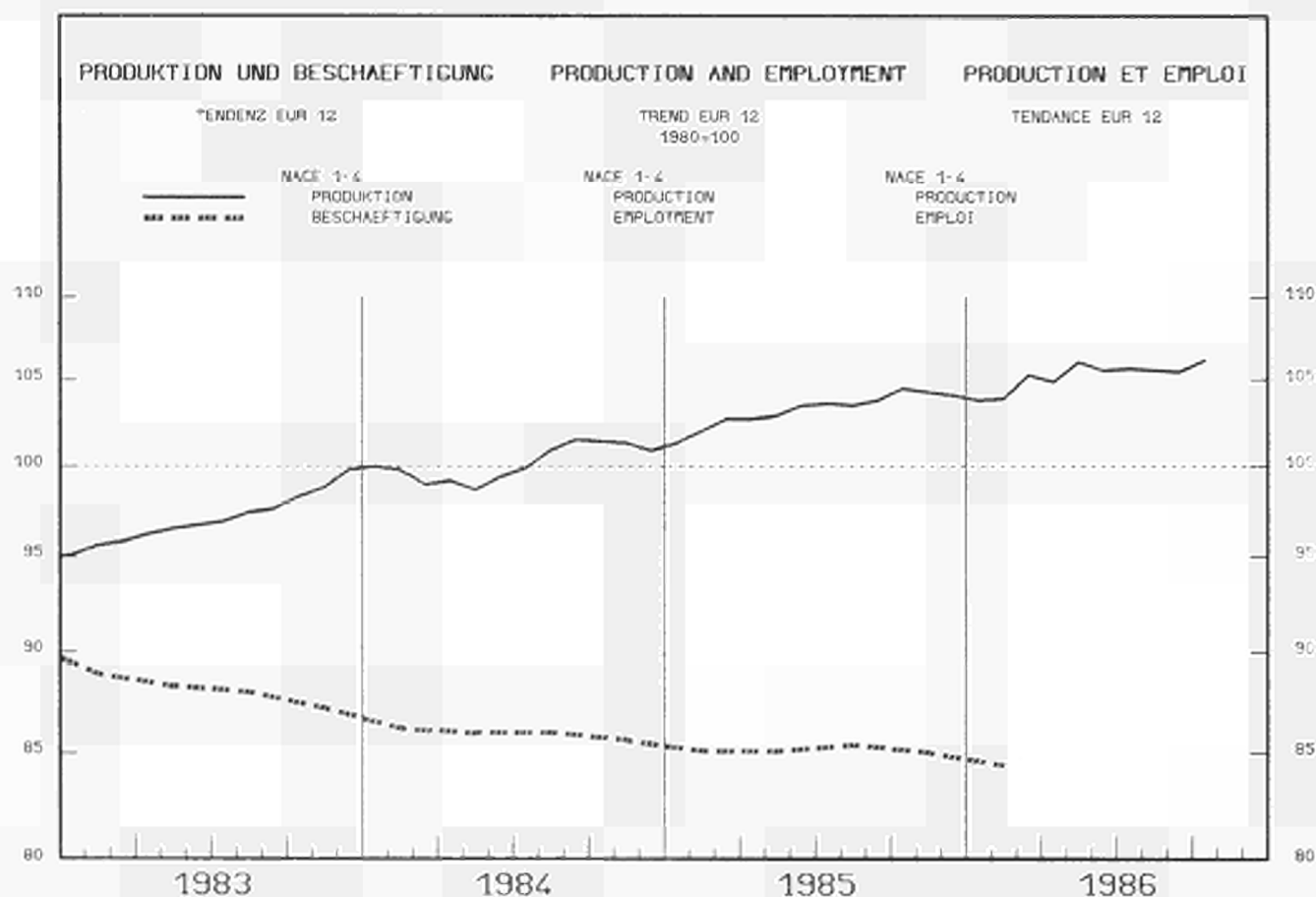
CON.
EINFACH-LOGARITHMISCHE SKALA
GLEITENDE 3-MONATSDURSCHNITTE

NACE 1-4
SEMI-LOGARITHMIC SCALE
3 MONTH MOVING AVERAGE

CON.
EACHELLE SEMI-LOGARITHMIQUE
MOYENNE MOBILE SUR 3 MOIS



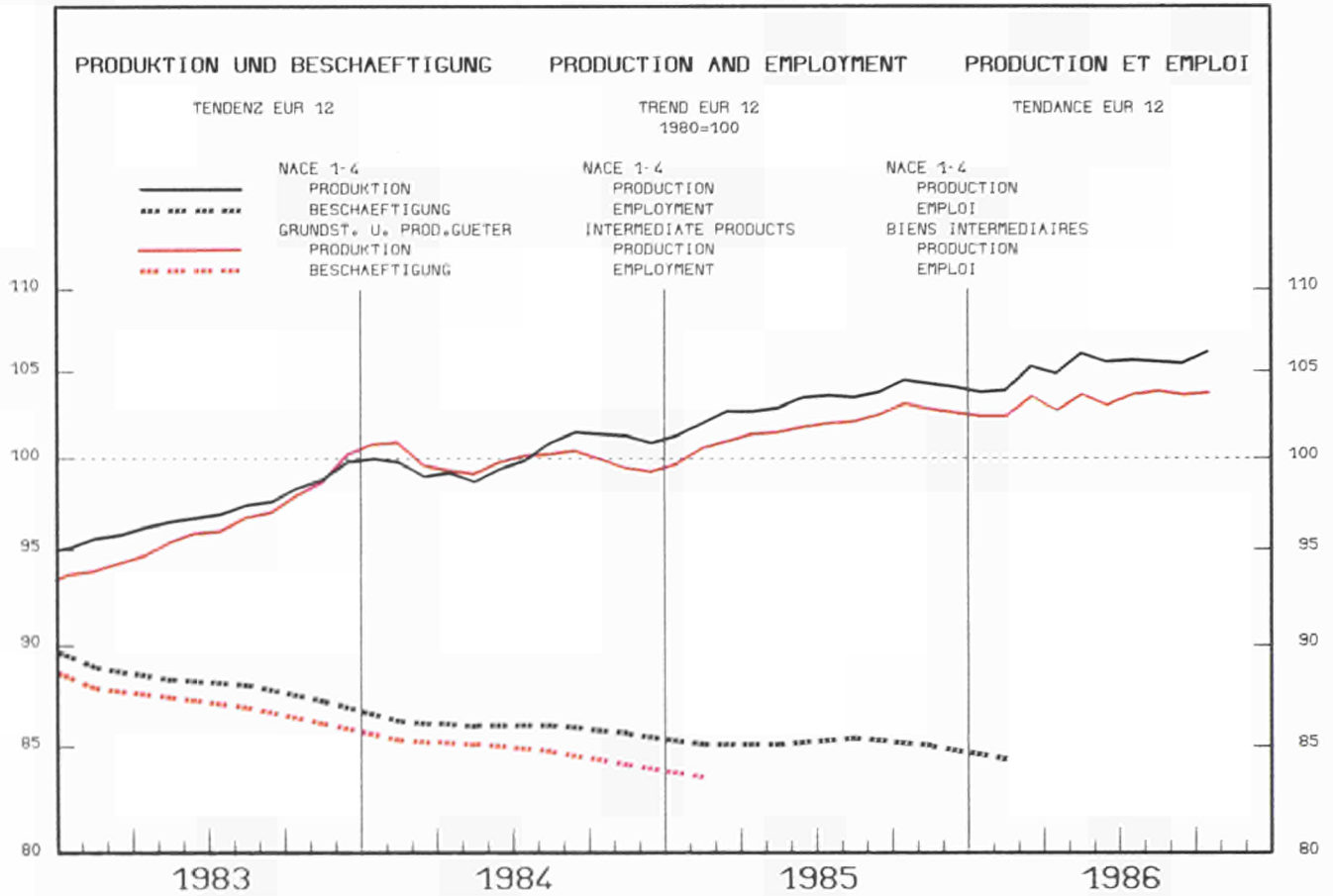
ANGABEN NACH INDUSTRIELLEN BEREICHEN
DATA BY BRANCH OF INDUSTRY
DONNÉES PAR BRANCHES INDUSTRIELLES



| | 1983 | 1984 | 1985 | 1985 | | | 1986 | | | NA | NB | | | | |
|--|------|------|------|------|----|----|------|----|----|----|----|----|----|--|--|
| | | | | 09 | 10 | 11 | 05 | 06 | 07 | 08 | 09 | 10 | 11 | | |

| | PRODUKTIONSINDIZES | | | INDICES OF PRODUCTION | | | INDICES DE PRODUCTION | | | NA | NB | | | | |
|-------|--------------------|-------|-------|-----------------------|-------|-------|-----------------------|-------|-------|-------|-------|-------|-------|------|------|
| | PRO ARBEITSTAG | | | PER WORKING DAY | | | PAR JOUR OUVRABLE | | | | | | | | |
| EUR12 | 97.6 | 100.2 | 103.5 | 107.3 | 118.3 | 113.8 | 104.9 | 109.0 | 99.9 | 75.7 | 109.7 | 111.6 | 114.1 | 2.0 | 1.2 |
| B | 99.1 | 101.6 | 104.1 | 112.3 | 109.4 | 117.9 | 110.5 | 111.5 | 85.2 | 99.6 | 110.7 | : | : | 3.7 | 3.7 |
| DK | 106.9 | 116.3 | 121.2 | 140.0 | 139.0 | 134.0 | 127.8 | 136.0 | 92.0 | 130.0 | 141.0 | 139.0 | 128.0 | 4.0 | -1.2 |
| D | 95.9 | 98.8 | 104.4 | 108.6 | 113.8 | 115.7 | 104.3 | 109.7 | 99.7 | 90.1 | 111.7 | 113.0 | 114.9 | 2.0 | 0.4 |
| GR | 101.9 | 103.5 | 107.0 | 123.2 | 116.7 | 111.4 | 105.2 | 111.0 | 110.9 | 95.8 | 116.3 | 111.6 | : | 1.2 | -4.9 |
| E | 108.5 | 101.4 | 103.6 | 106.2 | 119.0 | 112.2 | 109.7 | 111.6 | 112.7 | 59.8 | : | : | : | 3.6 | |
| F | 97.5 | 100.0 | 100.6 | 99.5 | 104.6 | 110.9 | 100.8 | 105.0 | 94.0 | 70.1 | 101.4 | 106.0 | 110.8 | 1.2 | 1.0 |
| IRL | 111.4 | 125.3 | 128.1 | 129.4 | 127.8 | 134.6 | 129.7 | 139.4 | 119.6 | 110.3 | 137.2 | 138.0 | : | 2.0 | 7.3 |
| I | 92.5 | 95.6 | 96.9 | 106.9 | 102.5 | 106.5 | 104.9 | 109.3 | 101.7 | 46.4 | 108.5 | 107.0 | 108.9 | 2.8 | 2.7 |
| L | 100.3 | 113.6 | 121.4 | 121.7 | 128.8 | 131.6 | 134.6 | 131.8 | 123.3 | 95.1 | 124.6 | : | : | 4.8 | 2.8 |
| NL | 97.1 | 101.4 | 104.8 | 96.0 | 105.0 | 119.0 | 99.0 | 101.0 | 85.0 | 88.0 | 103.0 | 108.0 | 116.0 | 1.0 | 2.0 |
| P | 106.8 | 106.7 | 118.3 | 118.0 | 124.9 | 125.4 | 126.2 | 130.2 | 128.5 | 93.5 | 129.2 | : | : | 5.9 | 9.9 |
| UK | 101.9 | 103.2 | 108.1 | 111.5 | 112.7 | 117.4 | 104.3 | 107.0 | 101.8 | 97.9 | 113.0 | 114.3 | 117.9 | 1.6 | 1.1 |
| EUR10 | 97.2 | 100.0 | 103.3 | 107.2 | 109.3 | 113.8 | 104.1 | 108.4 | 98.3 | 77.1 | 109.4 | 110.9 | 113.8 | 1.9 | 1.1 |
| USA | 100.5 | 111.8 | 114.0 | 118.4 | 116.2 | 114.5 | 113.4 | 116.9 | 113.5 | 117.5 | 119.1 | 117.8 | 115.4 | 1.1 | 0.9 |
| J | 105.9 | 116.5 | 121.7 | 124.5 | 123.5 | 123.0 | 118.8 | 124.4 | 125.9 | 113.3 | 122.4 | 122.4 | : | -0.2 | -1.8 |

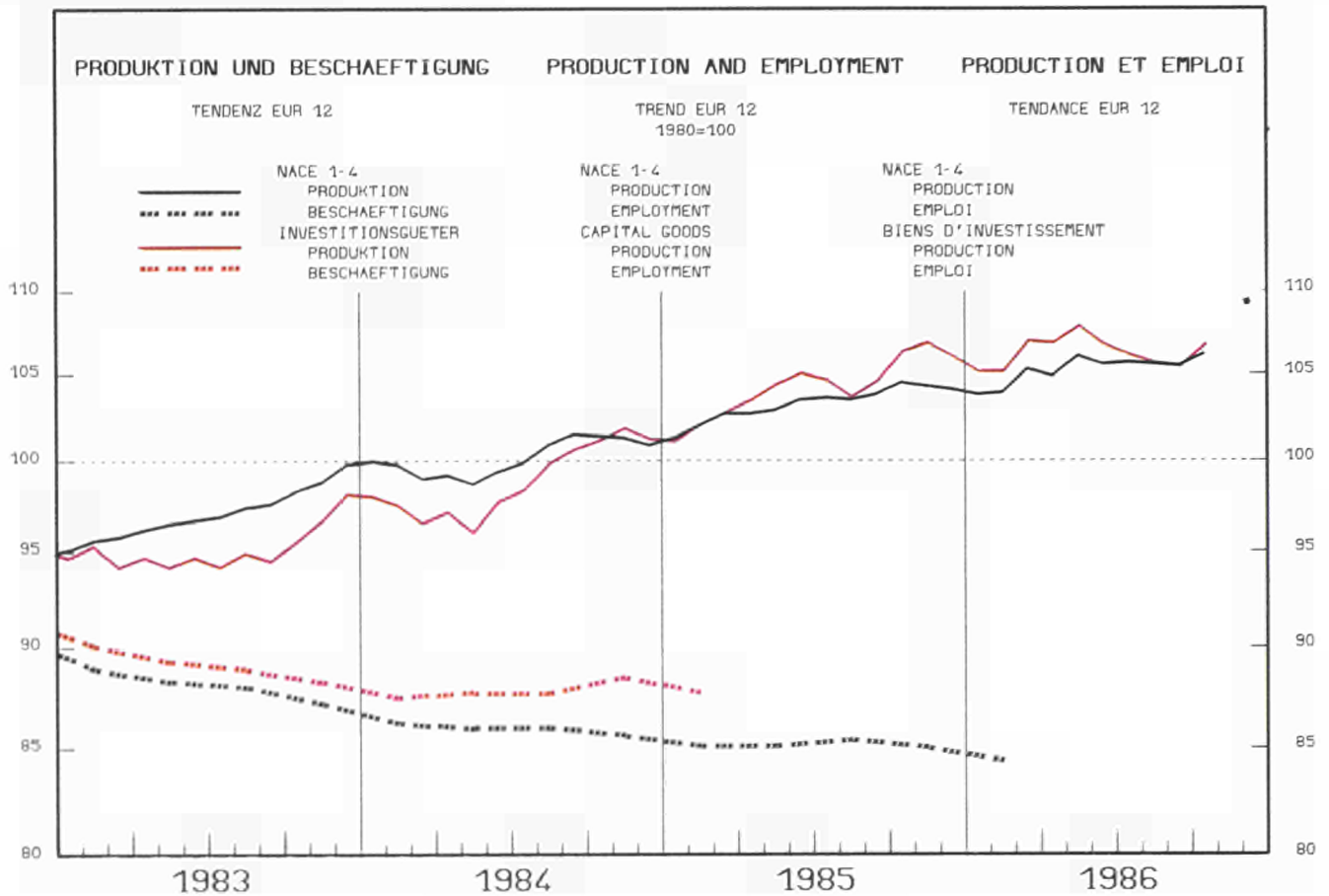
| | SAISONBEREINIGT | | | SEASONALLY ADJUSTED | | | DESAISONNALISE | | | NA | NB | | |
|-------|-----------------|-------|-------|---------------------|-------|-------|----------------|-------|-------|-------|-------|------|------|
| | | | | | | | | | | | | | |
| EUR12 | | 103.5 | 104.6 | 105.4 | 103.4 | 106.7 | 106.5 | 103.9 | 106.2 | 106.2 | 106.1 | 0.4 | -0.1 |
| B | | 105.6 | 103.9 | 109.5 | 105.9 | 107.2 | 110.7 | 107.4 | 105.5 | : | : | 1.4 | -1.8 |
| DK | | 126.8 | 132.9 | 126.2 | 126.6 | 126.7 | 125.8 | 122.8 | 127.5 | 129.6 | 120.7 | 0.7 | -6.8 |
| D | | 104.6 | 108.3 | 107.8 | 105.5 | 109.5 | 108.1 | 104.6 | 107.6 | 106.9 | 106.4 | -0.4 | -2.5 |
| GR | | 108.8 | 111.0 | 107.4 | 104.4 | 110.1 | 114.4 | 102.3 | 102.9 | 105.2 | : | -5.6 | 2.3 |
| E | | 102.4 | 110.3 | 105.6 | 104.8 | 109.2 | 109.8 | 101.0 | : | : | : | | -8.8 |
| F | | 100.4 | 101.9 | 103.7 | 98.3 | 101.3 | 103.1 | 102.3 | 102.4 | 103.0 | 103.1 | 0.6 | 0.1 |
| IRL | | 126.7 | 124.2 | 131.2 | 125.8 | 129.2 | 123.3 | 131.8 | 133.5 | 135.8 | 103.1 | 6.0 | 1.8 |
| I | | 98.4 | 96.0 | 98.5 | 98.4 | 102.7 | 99.8 | 97.6 | 98.2 | 99.3 | 99.5 | -0.7 | 0.2 |
| L | | 118.5 | 122.7 | 126.2 | 127.9 | 125.8 | 124.8 | 123.4 | 122.4 | : | : | -1.9 | -0.8 |
| NL | | 102.5 | 103.5 | 109.9 | 101.5 | 105.4 | 103.8 | 105.6 | 109.1 | 106.9 | 107.2 | 2.0 | 0.2 |
| P | | 119.7 | 121.5 | 119.9 | 122.9 | 126.4 | 128.9 | 125.1 | 130.0 | : | : | 2.8 | 3.9 |
| UK | | 109.4 | 108.6 | 109.7 | 106.3 | 107.6 | 110.1 | 110.8 | 111.0 | 109.8 | 110.0 | 0.7 | 0.2 |
| EUR10 | | 103.4 | 103.9 | 105.4 | 102.8 | 106.2 | 106.8 | 104.0 | 105.8 | 105.8 | 105.7 | 0.3 | -0.1 |
| USA | | 114.5 | 113.8 | 114.9 | 114.4 | 114.4 | 115.0 | 115.2 | 115.2 | 115.3 | 115.9 | 0.5 | 0.5 |
| J | | 121.5 | 121.8 | 121.3 | 122.0 | 122.2 | 121.9 | 118.8 | 123.0 | 120.8 | : | -1.0 | -1.8 |



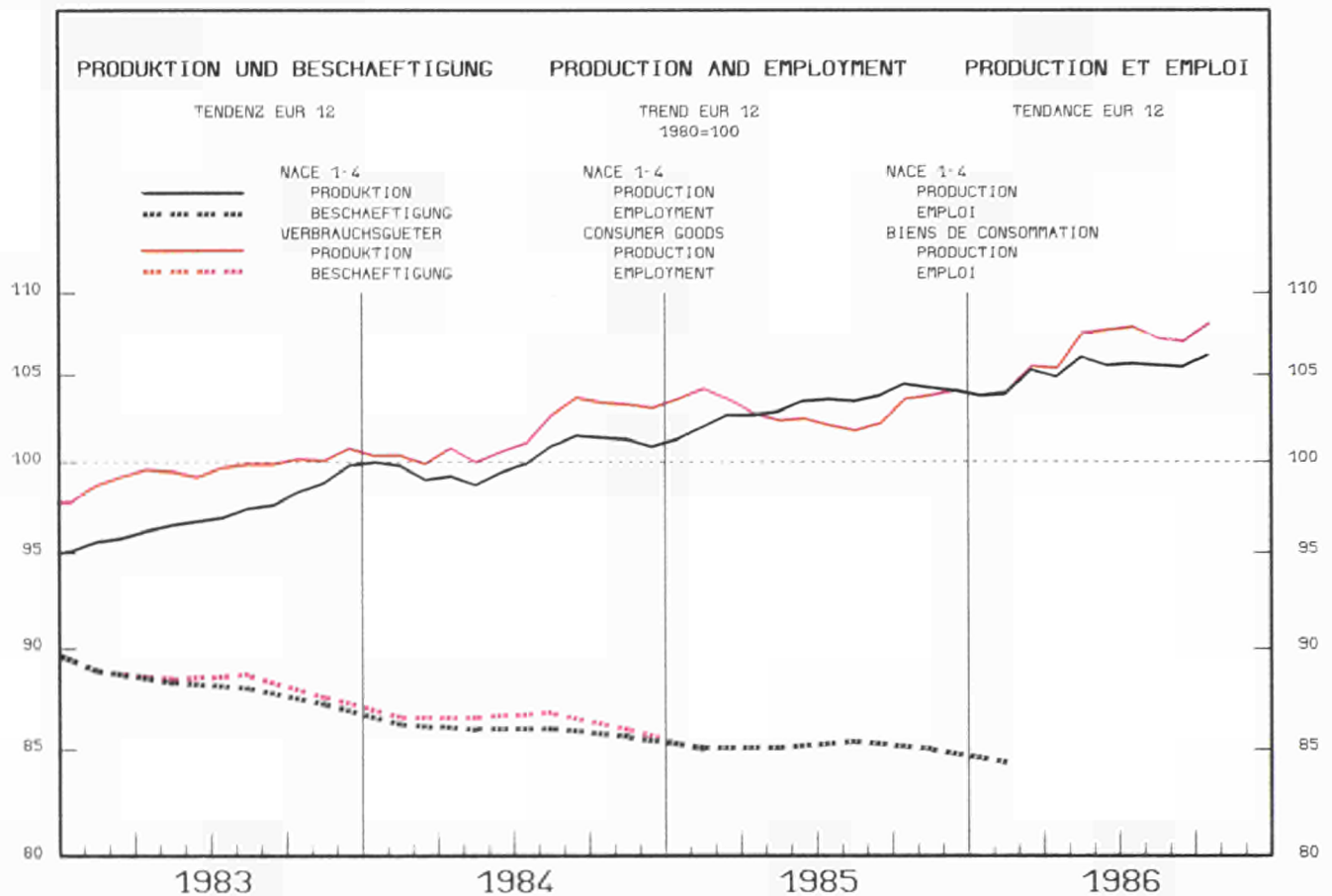
| 1983 | | | 1984 | | | 1985 | | | 1986 | | | %A | %B | | |
|------|--|--|------|--|--|------|----|----|------|----|----|----|----|----|----|
| | | | | | | 09 | 10 | 11 | 05 | 06 | 07 | 08 | 09 | 10 | 11 |

| | PRODUKTIONSINDIZES PRO ARBEITSTAG | | | INDICES OF PRODUCTION PER WORKING DAY | | | | | | INDICES DE PRODUCTION PAR JOUR OUVRABLE | | | | | | |
|-------|--------------------------------------|-------|-------|--|-------|-------|-------|-------|-------|--|-------|-------|-------|-------|------|-----|
| | EUR12 | 96.8 | 99.8 | 102.0 | 102.5 | 106.4 | 110.6 | 102.4 | 104.4 | 97.1 | 75.4 | 104.7 | 106.9 | 109.7 | 1.4 | 0.6 |
| B | 95.5 | 99.5 | 101.4 | 109.5 | 106.4 | 114.9 | 105.5 | 107.6 | 80.0 | 96.2 | 106.3 | : | : | 2.8 | 1.9 | |
| DK | 101.8 | 112.5 | 114.6 | 133.0 | 139.0 | 127.0 | 127.0 | 140.0 | 80.0 | 129.0 | 140.0 | 139.0 | 123.0 | 5.4 | 0.8 | |
| D | 93.9 | 97.6 | 100.3 | 101.6 | 106.3 | 107.1 | 99.9 | 102.8 | 94.8 | 87.8 | 102.6 | 104.4 | 105.2 | 0.3 | -0.8 | |
| GR | 104.7 | 107.7 | 110.1 | 115.5 | 112.8 | 118.1 | 108.0 | 116.8 | 115.6 | 93.0 | 114.5 | 114.6 | : | 3.4 | 0.4 | |
| E | 100.2 | 102.3 | 104.1 | 103.0 | 114.5 | 111.7 | 109.9 | 111.8 | 110.7 | 64.7 | : | : | : | 3.4 | : | |
| F | 93.4 | 96.8 | 97.3 | 96.2 | 100.2 | 105.4 | 94.9 | 97.8 | 88.8 | 66.9 | 98.2 | 100.4 | 103.9 | 0.2 | 0.2 | |
| IRL | 104.4 | 118.2 | 117.7 | 119.7 | 115.5 | 114.9 | 110.2 | 114.9 | 104.2 | 89.9 | 124.7 | 128.3 | : | -2.6 | 8.5 | |
| I | 91.1 | 95.6 | 95.3 | 99.3 | 98.8 | 102.2 | 102.6 | 106.3 | 99.7 | 48.3 | 101.7 | 102.2 | 104.6 | 1.9 | 2.7 | |
| L | 98.3 | 114.4 | 121.8 | 124.2 | 126.6 | 131.4 | 134.5 | 133.2 | 123.1 | 89.3 | 127.0 | : | : | 4.6 | 2.8 | |
| NL | 94.9 | 99.0 | 102.8 | 85.0 | 95.0 | 122.0 | 86.0 | 88.0 | 76.0 | 80.0 | 94.0 | 96.0 | 112.0 | -0.3 | - | |
| P | : | : | 123.1 | 117.8 | 128.2 | 131.6 | 130.3 | : | : | : | : | : | : | : | : | : |
| UK | 107.6 | 106.8 | 112.6 | 112.9 | 117.2 | 123.3 | 110.9 | 107.9 | 107.6 | 103.0 | 115.3 | 118.3 | 121.7 | 2.9 | 0.5 | |
| EUR10 | 96.5 | 99.5 | 101.8 | 102.4 | 105.6 | 110.5 | 101.7 | 103.6 | 95.8 | 76.6 | 104.6 | 106.3 | 109.2 | 1.3 | 0.5 | |
| USA | 104.0 | 116.7 | 121.6 | 130.3 | 126.6 | 123.4 | 124.9 | 131.5 | 129.4 | 134.6 | 135.6 | 132.9 | 129.5 | 4.6 | 4.7 | |
| J | 100.5 | 111.5 | 114.6 | 113.9 | 116.8 | 115.0 | 111.8 | 119.2 | 116.6 | 105.7 | 114.2 | 116.8 | : | -1.9 | -0.9 | |

| | SAISONBEREINIGT | | | SEASONALLY ADJUSTED | | | | | | DESAISONNALISE | | | | | |
|-------|-----------------|-------|-------|---------------------|-------|-------|-------|-------|-------|----------------|-------|------|------|---|---|
| | EUR12 | 101.9 | 103.0 | 104.1 | 101.0 | 103.5 | 104.1 | 102.7 | 104.2 | 103.6 | 103.1 | 0.2 | -0.4 | | |
| B | 104.5 | 101.2 | 106.2 | 100.4 | 102.8 | 105.4 | 104.3 | 101.5 | : | : | 1.8 | -2.6 | | | |
| DK | 117.0 | 126.6 | 118.2 | 122.7 | 124.0 | 117.1 | 116.4 | 124.4 | 124.7 | 115.5 | 2.0 | -7.4 | | | |
| D | 100.1 | 102.9 | 101.3 | 100.0 | 102.5 | 102.0 | 99.2 | 101.3 | 100.6 | 99.3 | -0.8 | -1.2 | | | |
| GR | 110.5 | 110.5 | 112.7 | 106.3 | 113.8 | 119.2 | 110.2 | 110.7 | 112.5 | : | -1.7 | 1.6 | | | |
| E | 103.6 | 109.0 | 105.9 | 104.1 | 109.3 | 109.3 | 102.0 | : | : | : | -6.7 | : | | | |
| F | 97.4 | 98.1 | 99.7 | 93.7 | 96.8 | 97.5 | 99.3 | 98.9 | 98.2 | 98.1 | 0.5 | -0.1 | | | |
| IRL | 121.3 | 120.5 | 118.0 | 105.1 | 107.3 | 100.2 | 116.3 | 122.5 | 129.5 | : | 17.8 | 5.7 | | | |
| I | 94.6 | 94.3 | 95.3 | 96.3 | 98.9 | 97.2 | 95.9 | 96.0 | 97.0 | 97.0 | -0.7 | 0.0 | | | |
| L | 119.8 | 120.9 | 125.5 | 128.2 | 126.1 | 125.5 | 122.9 | 123.0 | : | : | -1.9 | 0.1 | | | |
| NL | 98.6 | 100.1 | 112.1 | 95.4 | 100.3 | 102.2 | 104.1 | 107.1 | 102.7 | 103.1 | 2.0 | 0.3 | | | |
| P | - | - | - | - | - | - | - | - | - | - | - | - | - | - | - |
| UK | 114.8 | 113.8 | 116.3 | 114.2 | 112.7 | 116.3 | 117.8 | 117.5 | 115.3 | 115.3 | 0.4 | - | | | |
| EUR10 | 101.8 | 102.4 | 103.9 | 100.7 | 103.0 | 103.6 | 102.9 | 103.8 | 103.2 | 102.7 | 0.1 | -0.5 | | | |
| USA | 122.7 | 122.6 | 123.2 | 126.3 | 128.1 | 128.3 | 128.8 | 128.2 | 128.8 | 129.4 | 0.3 | 0.5 | | | |
| J | 113.6 | 113.6 | 112.5 | 113.0 | 112.5 | 113.9 | 110.7 | 113.9 | 113.6 | : | -0.4 | -0.3 | | | |



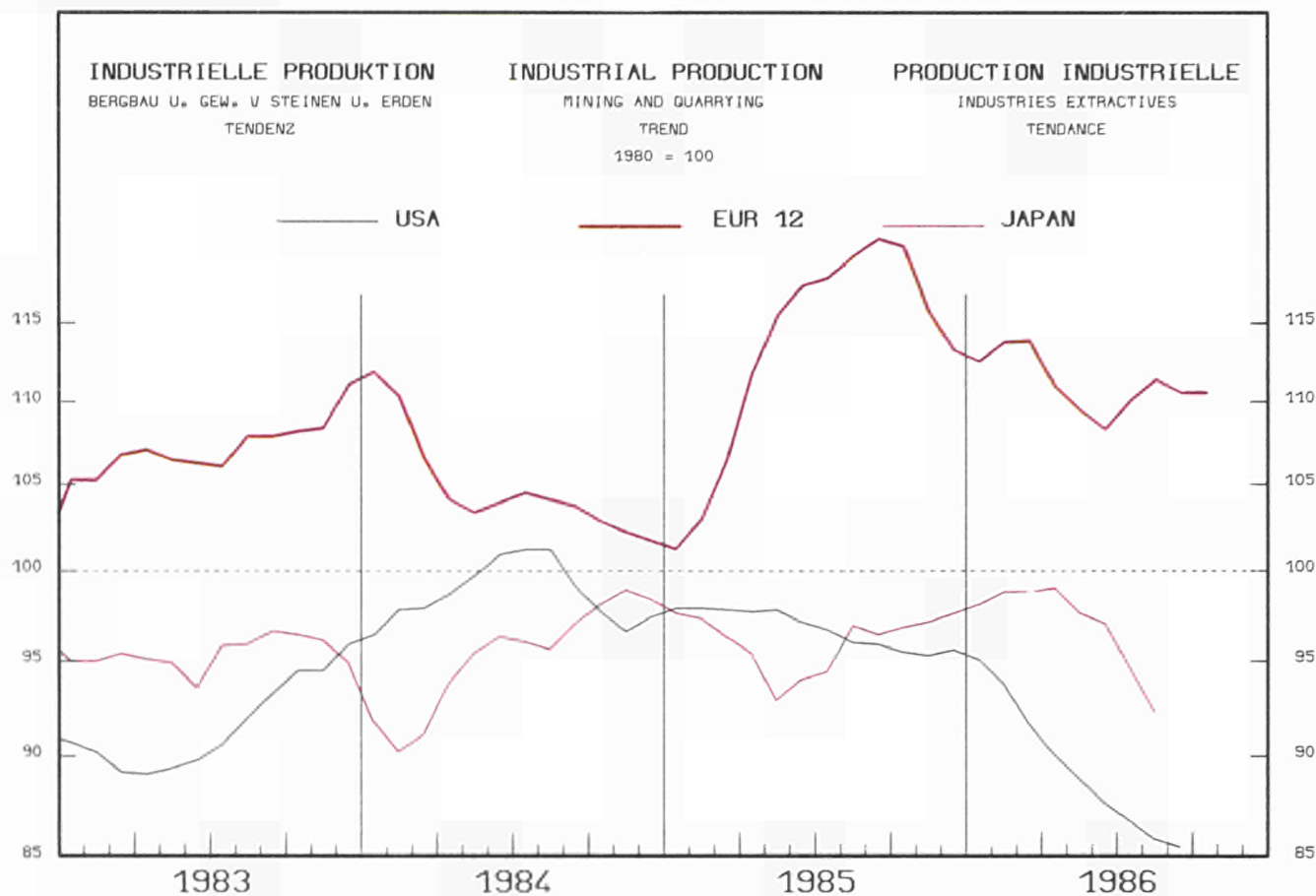
| | 1983 | 1984 | 1985 | 1985 | | | 1986 | | | | | | %A | %B | | |
|---------------------------|-------|-------|------------------------------|-------|-------|-------|-------|-------|------------------------------|-------|-------|-------|-------|-------|-------|--|
| | | | | 09 | 10 | 11 | 05 | 06 | 07 | 08 | 09 | 10 | 11 | | | |
| PRODUKTIONSINDIZES | | | INDICES OF PRODUCTION | | | | | | INDICES DE PRODUCTION | | | | | | | |
| PRO ARBEITSTAG | | | PER WORKING DAY | | | | | | PAR JOUR OUVRABLE | | | | | | | |
| EUR12 | 96.0 | 98.9 | 104.6 | 108.6 | 112.0 | 117.8 | 106.0 | 114.6 | 99.4 | 72.2 | 111.5 | 111.1 | 117.5 | 2.5 | 0.5 | |
| B | 102.3 | 101.5 | 106.7 | 115.8 | 109.8 | 124.2 | 118.1 | 119.6 | 86.5 | 96.0 | 112.3 | : | : | 5.3 | 2.1 | |
| DK | 104.8 | 119.1 | 127.7 | 156.0 | 141.0 | 145.0 | 133.0 | 150.0 | 82.0 | 130.0 | 145.0 | 139.0 | 138.0 | 3.4 | -4.5 | |
| D | 95.5 | 98.3 | 108.8 | 116.6 | 120.0 | 124.1 | 110.0 | 119.2 | 106.8 | 94.1 | 120.7 | 118.4 | 122.7 | 4.0 | 0.3 | |
| GR | 91.3 | 85.1 | 80.3 | 81.1 | 89.1 | 80.9 | 84.5 | 75.7 | 79.0 | 48.3 | 75.9 | 78.0 | : | -3.6 | -10.5 | |
| E | 94.2 | 91.5 | 99.7 | 107.4 | 128.5 | 122.0 | 111.1 | 118.2 | 120.9 | 18.0 | : | : | : | 10.2 | | |
| F | 100.8 | 103.2 | 101.1 | 91.4 | 105.1 | 116.4 | 99.1 | 108.1 | 85.5 | 78.6 | 95.2 | 100.1 | 117.1 | 1.6 | -0.1 | |
| IRL | 144.0 | 188.5 | 194.6 | 205.2 | 177.9 | 218.5 | 211.7 | 247.4 | 185.3 | 169.0 | 235.0 | 205.1 | : | 6.7 | 13.3 | |
| I | 92.9 | 94.5 | 99.7 | 108.1 | 106.6 | 117.0 | 110.7 | 116.8 | 106.5 | 38.1 | 111.5 | 111.0 | 114.9 | 3.9 | 1.7 | |
| L | 81.3 | 92.1 | 105.0 | 100.4 | 138.0 | 123.4 | 116.2 | 98.1 | 93.5 | 65.4 | 103.9 | : | : | 4.7 | -8.3 | |
| NL | 99.7 | 105.3 | 104.3 | 105.0 | 113.0 | 116.0 | 116.0 | 119.0 | 92.0 | 97.0 | 112.0 | 122.0 | 121.0 | 5.3 | 6.3 | |
| P | : | : | 91.8 | 80.3 | 91.0 | 88.7 | 97.3 | : | : | : | : | : | : | : | : | |
| UK | 92.9 | 97.1 | 103.3 | 108.9 | 102.8 | 106.6 | 95.2 | 106.1 | 93.4 | 88.4 | 107.6 | 103.0 | 108.4 | -1.3 | 0.2 | |
| EUR10 | 96.1 | 99.4 | 105.0 | 108.6 | 111.0 | 117.6 | 105.7 | 114.4 | 98.2 | 78.6 | 111.3 | 110.7 | 117.4 | 2.4 | 0.6 | |
| USA | 97.0 | 113.0 | 121.0 | 125.3 | 122.1 | 122.2 | 116.5 | 118.6 | 116.6 | 119.7 | 121.9 | 120.8 | 119.5 | -1.4 | -2.0 | |
| J | 106.5 | 123.3 | 134.0 | 149.3 | 133.5 | 134.4 | 125.0 | 139.2 | 137.0 | 124.2 | 155.4 | 129.6 | : | 2.4 | -0.6 | |
| SAISONBEREINIGT | | | SEASONALLY ADJUSTED | | | | | | DESAISONNALISE | | | | | | | |
| EUR12 | | | | 103.4 | 107.0 | 107.8 | 104.7 | 107.8 | 106.7 | 102.9 | 106.3 | 106.0 | 106.9 | 0.6 | 0.8 | |
| B | | | | 109.6 | 105.2 | 115.4 | 114.3 | 118.1 | 116.5 | 104.1 | 107.2 | : | : | -4.8 | 3.0 | |
| DK | | | | 141.8 | 139.0 | 135.7 | 134.8 | 133.9 | 129.5 | 128.9 | 130.3 | 135.8 | 127.8 | 0.4 | -5.9 | |
| D | | | | 110.7 | 114.9 | 115.9 | 111.8 | 117.1 | 114.9 | 110.9 | 114.6 | 112.8 | 113.4 | -0.6 | 0.5 | |
| GR | | | | 77.2 | 85.3 | 73.8 | 79.7 | 74.9 | 90.0 | 72.0 | 73.6 | 74.3 | : | -10.1 | 1.0 | |
| E | | | | 95.7 | 113.0 | 106.6 | 101.4 | 111.9 | 109.1 | 90.8 | : | : | : | -16.8 | | |
| F | | | | 94.9 | 106.2 | 105.3 | 99.6 | 97.1 | 102.5 | 102.4 | 100.8 | 101.4 | 104.6 | 1.7 | 3.2 | |
| IRL | | | | 188.5 | 180.4 | 201.8 | 210.6 | 220.2 | 207.5 | 213.3 | 215.6 | 210.1 | : | 0.1 | -2.5 | |
| I | | | | 99.6 | 99.0 | 104.0 | 101.6 | 107.6 | 99.2 | 101.0 | 102.1 | 101.7 | 101.0 | -0.9 | -0.7 | |
| L | | | | 99.5 | 119.6 | 119.6 | 117.3 | 105.1 | 90.0 | 91.2 | 102.7 | : | : | -14.2 | 12.6 | |
| NL | | | | 105.3 | 102.6 | 107.5 | 112.9 | 114.6 | 109.0 | 109.1 | 112.4 | 112.1 | 112.6 | 1.3 | 0.4 | |
| P | | | | - | - | - | - | - | - | - | - | - | - | - | - | |
| UK | | | | 102.9 | 103.1 | 101.6 | 99.8 | 99.4 | 100.8 | 100.3 | 101.7 | 101.2 | 101.6 | 1.3 | 0.4 | |
| EUR10 | | | | 104.0 | 106.8 | 108.1 | 105.0 | 107.8 | 106.7 | 105.5 | 106.6 | 106.4 | 107.4 | 0.1 | 0.9 | |
| USA | | | | 122.2 | 120.6 | 122.3 | 117.5 | 116.5 | 117.3 | 118.6 | 118.8 | 119.2 | 119.9 | 1.6 | 0.6 | |
| J | | | | 135.7 | 135.6 | 135.9 | 132.5 | 138.9 | 135.2 | 132.5 | 141.2 | 131.7 | : | -0.3 | -6.7 | |



| | 1983 | 1984 | 1985 | 1985 | | | 1986 | | | | | %A | %B | | |
|--|------|------|------|------|----|----|------|----|----|----|----|----|----|--|--|
| | | | | 09 | 10 | 11 | 05 | 06 | 07 | 08 | 09 | 10 | 11 | | |

| | PRODUKTIONSINDIZES PRO ARBEITSTAG | | | INDICES OF PRODUCTION PER WORKING DAY | | | | | | INDICES DE PRODUCTION PAR JOUR OUVRABLE | | | | | | %A | %B |
|-------|--------------------------------------|-------|-------|--|-------|-------|-------|-------|-------|--|-------|-------|-------|------|------|----|----|
| | EUR12 | | | | | | | | | | | | | | | | |
| EUR12 | 99.6 | 101.7 | 103.5 | 110.4 | 112.7 | 115.9 | 106.2 | 111.7 | 102.4 | 73.0 | 115.2 | 117.7 | 118.0 | 3.3 | 3.5 | | |
| B | 103.9 | 104.3 | 106.9 | 114.7 | 113.4 | 120.3 | 116.3 | 115.7 | 91.8 | 103.9 | 116.9 | : | : | 4.7 | 6.2 | | |
| DK | 109.9 | 118.4 | 122.0 | 134.0 | 139.0 | 132.0 | 124.0 | 129.0 | 106.0 | 132.0 | 140.0 | 139.0 | 125.0 | 3.6 | -0.2 | | |
| D | 98.6 | 100.5 | 105.0 | 109.8 | 117.6 | 118.7 | 103.9 | 109.6 | 99.4 | 89.3 | 115.0 | 119.2 | 120.1 | 2.4 | -2.4 | | |
| GR | 99.8 | 103.5 | 111.4 | 153.3 | 134.3 | 112.5 | 103.2 | 116.8 | 116.8 | 121.6 | 137.0 | 121.4 | : | 0.8 | -9.3 | | |
| E | 102.6 | 102.8 | 104.0 | 110.2 | 122.8 | 110.2 | 109.0 | 109.5 | 113.9 | 62.1 | : | : | : | 2.1 | | | |
| F | 103.8 | 105.0 | 106.4 | 111.9 | 113.2 | 120.0 | 112.3 | 119.0 | 105.9 | 62.2 | 113.2 | 120.1 | 122.9 | 3.4 | 3.2 | | |
| IRL | 103.5 | 105.5 | 107.2 | 107.5 | 116.9 | 118.1 | 113.7 | 120.0 | 107.8 | 102.1 | 111.0 | 120.2 | : | 1.9 | 4.1 | | |
| I | 94.3 | 96.9 | 97.9 | 117.3 | 105.7 | 107.5 | 104.0 | 110.4 | 102.1 | 47.9 | 116.7 | 111.9 | 112.1 | 3.5 | 3.1 | | |
| L | 128.7 | 125.9 | 132.5 | 123.4 | 135.3 | 139.7 | 148.6 | 146.9 | 147.4 | 137.3 | 125.0 | : | : | 5.0 | 8.5 | | |
| NL | 98.8 | 102.3 | 92.6 | 58.0 | 75.0 | 125.0 | 107.0 | 107.0 | 94.0 | 98.0 | 110.0 | 119.0 | 120.0 | 16.3 | 35.3 | | |
| P | : | : | 117.5 | 135.1 | 130.7 | 115.5 | 129.2 | : | : | : | : | : | : | | | | |
| UK | 98.9 | 101.7 | 105.6 | 111.3 | 113.3 | 116.4 | 98.8 | 105.7 | 97.9 | 96.3 | 113.5 | 117.1 | 119.5 | 1.5 | 2.7 | | |
| EUR10 | 99.3 | 101.5 | 103.5 | 110.4 | 111.7 | 116.5 | 105.9 | 111.9 | 101.2 | 74.3 | 115.3 | 117.8 | 118.6 | 3.5 | 3.9 | | |
| USA | 106.4 | 115.5 | 117.0 | 125.3 | 122.3 | 118.5 | 118.9 | 124.9 | 121.4 | 127.1 | 129.0 | 126.5 | 121.3 | 3.1 | 2.9 | | |
| J | 112.8 | 121.8 | 127.8 | 129.0 | 132.3 | 133.2 | 131.0 | 137.1 | 136.8 | 117.0 | 130.1 | 130.7 | : | 1.6 | -0.8 | | |

| | SAISONBEREINIGT | | | SEASONALLY ADJUSTED | | | | | | DESAISONNALISE | | | | | | %A | %B |
|-------|-----------------|--|--|---------------------|-------|-------|-------|-------|-------|----------------|-------|-------|-------|-------|-------|----|----|
| | EUR12 | | | | | | | | | | | | | | | | |
| EUR12 | | | | 101.9 | 103.0 | 105.3 | 104.2 | 109.2 | 109.1 | 104.7 | 107.2 | 108.5 | 107.9 | 0.2 | -0.5 | | |
| B | | | | 107.7 | 107.0 | 112.8 | 112.6 | 111.2 | 116.9 | 111.1 | 110.6 | : | : | 1.6 | -0.5 | | |
| DK | | | | 122.6 | 130.7 | 125.6 | 124.7 | 123.7 | 128.6 | 124.4 | 128.9 | 129.9 | 119.9 | 0.5 | -7.7 | | |
| D | | | | 103.6 | 108.6 | 107.9 | 106.3 | 111.3 | 109.1 | 105.2 | 108.8 | 109.3 | 108.5 | 0.3 | -0.8 | | |
| GR | | | | 117.3 | 121.0 | 111.2 | 111.3 | 118.3 | 116.2 | 102.4 | 102.3 | 106.5 | : | -10.0 | 4.1 | | |
| E | | | | 102.1 | 111.6 | 103.7 | 103.4 | 107.9 | 110.7 | 100.6 | : | : | : | | -9.1 | | |
| F | | | | 107.6 | 106.3 | 109.7 | 106.1 | 112.0 | 115.0 | 107.5 | 109.4 | 113.1 | 112.3 | 0.1 | -0.8 | | |
| IRL | | | | 102.8 | 107.3 | 109.8 | 106.9 | 110.0 | 106.4 | 111.7 | 106.9 | 110.4 | : | 1.7 | 3.3 | | |
| I | | | | 102.3 | 96.4 | 99.4 | 98.6 | 103.9 | 101.5 | 98.6 | 99.8 | 101.7 | 102.8 | 0.1 | 1.0 | | |
| L | | | | 127.4 | 135.9 | 136.4 | 136.0 | 138.7 | 147.2 | 150.0 | 133.4 | : | : | 5.2 | -11.1 | | |
| NL | | | | 59.2 | 66.8 | 106.3 | 109.5 | 114.2 | 118.1 | 119.7 | 116.9 | 114.6 | 105.5 | -4.3 | -8.0 | | |
| P | | | | - | - | - | - | - | - | - | - | - | - | | | | |
| UK | | | | 104.6 | 103.0 | 104.0 | 104.0 | 104.4 | 106.2 | 106.4 | 106.6 | 106.7 | 106.8 | 1.0 | 0.1 | | |
| EUR10 | | | | 101.9 | 102.2 | 105.4 | 104.4 | 109.4 | 108.9 | 105.3 | 107.3 | 108.8 | 108.1 | 0.2 | -0.6 | | |
| USA | | | | 117.9 | 117.3 | 119.5 | 121.0 | 121.1 | 121.9 | 121.8 | 121.4 | 121.4 | 122.3 | 0.1 | 0.7 | | |
| J | | | | 126.8 | 129.4 | 128.5 | 132.7 | 130.5 | 130.0 | 125.8 | 127.8 | 127.8 | : | -2.9 | -0.0 | | |



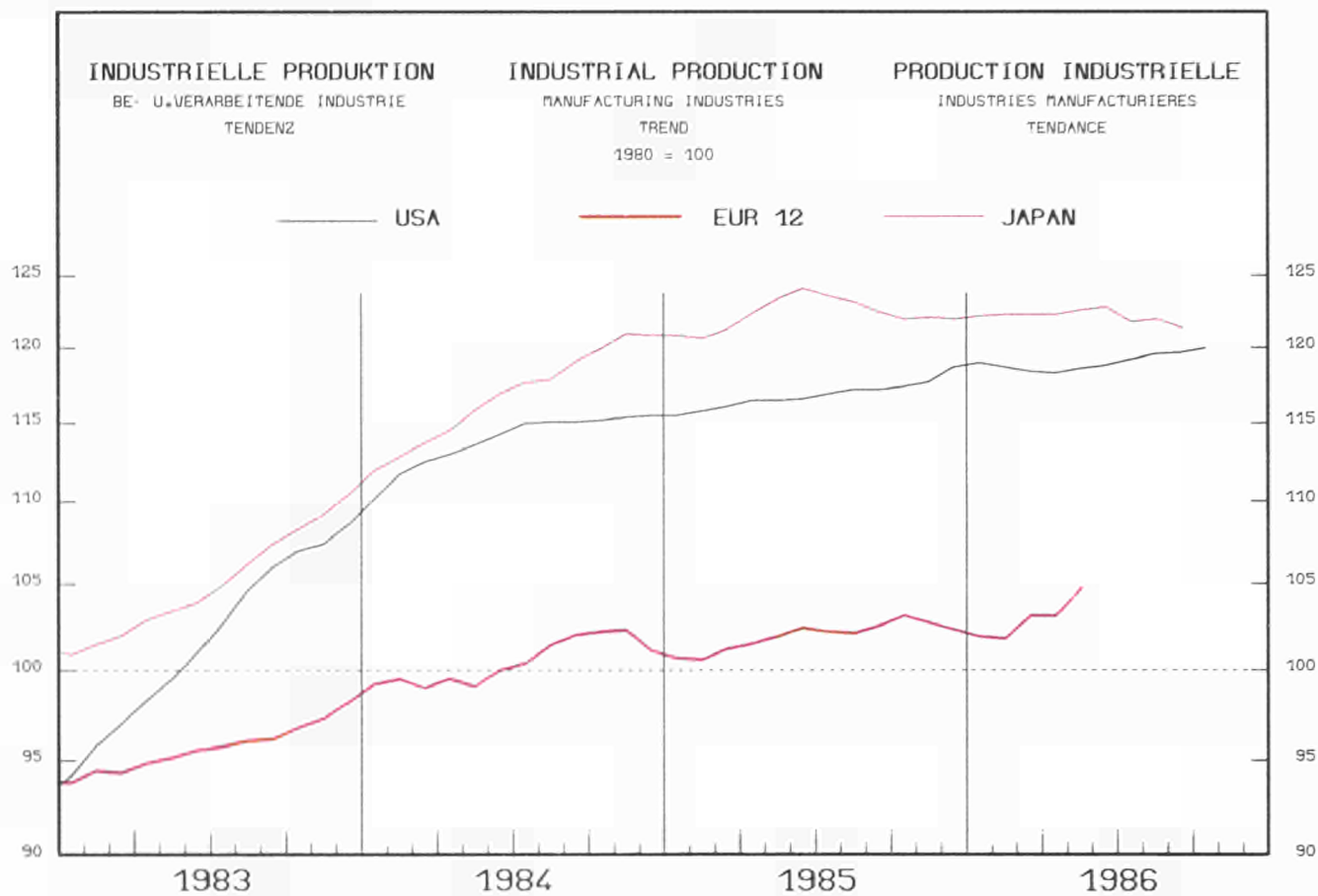
| 1983 | | | 1984 | | | 1985 | | | 1986 | | | %A | %B |
|------|--|--|------|--|--|------|--|--|------|--|--|----|----|
| | | | | | | | | | | | | | |

| | PRODUKTIONSINDIZES PRO ARBEITSTAG | | | INDICES OF PRODUCTION PER WORKING DAY | | | INDICES DE PRODUCTION PAR JOUR OUVRABLE | | | %A | %B | | | | |
|-------|--------------------------------------|-------|-------|--|-------|-------|--|-------|-------|-------|-------|-------|-------|-------|-------|
| | 1983 | 1984 | 1985 | 09 | 10 | 11 | 05 | 06 | 07 | | | 08 | 09 | 10 | 11 |
| EUR12 | 108.2 | 105.9 | 114.4 | 118.2 | 123.5 | 122.3 | 103.8 | 99.1 | 101.0 | 95.6 | 109.1 | 111.5 | 118.4 | -2.7 | -6.9 |
| B | 87.8 | 94.4 | 90.3 | 103.8 | 104.5 | 89.5 | 72.8 | 88.8 | 59.9 | 75.0 | 90.4 | : | : | -11.3 | -11.6 |
| DK | 89.3 | 99.7 | 109.5 | 149.0 | 190.0 | 118.0 | 128.0 | 128.0 | 88.0 | 118.0 | 197.0 | 163.0 | 111.0 | 7.9 | 3.1 |
| D | 89.1 | 88.1 | 90.2 | 95.4 | 98.5 | 92.6 | 91.5 | 92.8 | 89.2 | 87.2 | 89.4 | 92.0 | 93.0 | -1.1 | -4.2 |
| GR | 274.5 | 298.5 | 313.9 | 335.2 | 254.5 | 325.7 | 318.1 | 347.4 | 341.5 | 343.2 | 327.2 | 270.5 | : | 4.9 | 2.9 |
| E | 128.6 | 131.3 | 130.0 | 129.6 | 150.5 | 141.6 | 122.1 | 135.8 | 123.5 | 110.3 | : | : | : | -0.1 | : |
| F | 87.4 | 84.8 | 81.3 | 85.3 | 85.5 | 84.5 | 81.9 | 83.7 | 73.7 | 60.2 | 82.3 | 83.8 | 83.2 | -4.3 | -2.4 |
| IRL | 88.2 | 98.8 | 74.4 | 75.0 | 74.2 | 70.9 | 60.2 | 129.3 | 91.3 | 53.6 | 143.6 | : | : | 2.3 | 17.6 |
| I | 97.2 | 99.3 | 100.0 | 103.1 | 107.1 | 101.9 | 104.6 | 107.8 | 107.3 | 91.0 | 106.9 | 115.4 | 104.8 | 2.4 | 4.8 |
| L | 37.4 | 31.6 | 29.4 | 41.6 | 37.0 | 30.0 | 35.7 | 34.4 | 33.1 | 21.5 | 35.1 | : | : | -10.3 | -11.3 |
| NL | 83.9 | 84.9 | 108.6 | 110.0 | 116.0 | 116.0 | 54.0 | 57.0 | 49.0 | 48.0 | 75.0 | 72.0 | : | -15.6 | -40.8 |
| P | 80.9 | 96.6 | 108.8 | 109.1 | 124.4 | 112.6 | 93.9 | 97.5 | 94.2 | 84.4 | 90.3 | : | : | -7.3 | -13.7 |
| UK | 124.7 | 118.1 | 128.5 | 132.5 | 139.9 | 141.1 | 132.3 | 113.4 | 131.2 | 126.7 | 132.0 | 135.9 | 135.4 | 3.9 | -2.5 |
| EUR10 | 107.5 | 104.8 | 113.7 | 117.7 | 122.3 | 121.5 | 103.0 | 97.6 | 100.0 | 95.0 | 109.2 | 111.5 | 118.4 | -2.5 | -6.2 |
| USA | 91.5 | 98.8 | 96.8 | 96.7 | 96.8 | 96.7 | 87.4 | 87.1 | 83.5 | 86.9 | 85.7 | 86.8 | : | -7.1 | -10.6 |
| J | 95.8 | 95.3 | 96.3 | 96.5 | 101.1 | 102.0 | 97.0 | 93.8 | 93.6 | 85.0 | 88.7 | : | : | 0.2 | -4.8 |

| | SAISONBEREINIGT | | | SEASONALLY ADJUSTED | | | DESAISONNALISE | | | %A | %B | | | | |
|-------|-----------------|-------|-------|---------------------|-------|-------|----------------|-------|-------|-------|-------|-------|-------|------|-------|
| | 1983 | 1984 | 1985 | 09 | 10 | 11 | 05 | 06 | 07 | | | 08 | 09 | 10 | 11 |
| EUR12 | 108.2 | 105.9 | 114.4 | 121.8 | 122.6 | 117.0 | 106.2 | 107.6 | 112.1 | 111.4 | 111.5 | 109.7 | 111.6 | 0.5 | 1.8 |
| B | 87.8 | 94.4 | 90.3 | 96.1 | 96.2 | 79.6 | 69.0 | 82.5 | 87.8 | 76.5 | 80.3 | : | : | 13.0 | 4.9 |
| DK | 89.3 | 99.7 | 109.5 | 79.2 | 149.8 | 118.6 | 120.9 | 121.4 | 112.0 | 104.3 | 128.7 | 128.6 | 115.3 | 10.4 | -10.4 |
| D | 89.1 | 88.1 | 90.2 | 92.6 | 93.7 | 87.9 | 89.9 | 91.0 | 89.7 | 89.7 | 87.1 | 87.0 | 88.1 | -3.0 | 1.2 |
| GR | 274.5 | 298.5 | 313.9 | 320.8 | 291.8 | 341.8 | 315.4 | 338.8 | 333.4 | 330.4 | 318.9 | 331.6 | : | -0.7 | 4.0 |
| E | 128.6 | 131.3 | 130.0 | 125.2 | 144.3 | 136.9 | 120.6 | 135.7 | 121.7 | 113.9 | : | : | : | -6.4 | : |
| F | 87.4 | 84.8 | 81.3 | 81.3 | 81.1 | 78.9 | 75.7 | 78.4 | 79.5 | 79.6 | 77.8 | 78.3 | 77.6 | -1.6 | -0.9 |
| IRL | 88.2 | 98.8 | 74.4 | 69.5 | 80.4 | 82.7 | 53.3 | 88.8 | 46.6 | 40.3 | 123.7 | : | : | -0.5 | 207.3 |
| I | 97.2 | 99.3 | 100.0 | 102.4 | 110.2 | 99.4 | 100.9 | 100.1 | 107.2 | 102.4 | 104.1 | 115.0 | 103.0 | 4.0 | -10.4 |
| L | 37.4 | 31.6 | 29.4 | 31.9 | 26.0 | 23.8 | 28.3 | 26.3 | 25.9 | 30.1 | 25.7 | : | : | 3.3 | -14.4 |
| NL | 83.9 | 84.9 | 108.6 | 133.3 | 129.3 | 113.5 | 69.0 | 77.2 | 82.2 | 79.2 | 88.3 | 79.3 | : | 8.1 | -10.3 |
| P | 80.9 | 96.6 | 108.8 | 112.3 | 116.1 | 103.1 | 94.8 | 108.2 | 107.8 | 93.8 | 91.4 | : | : | -2.1 | -2.6 |
| UK | 124.7 | 118.1 | 128.5 | 135.5 | 135.4 | 135.8 | 132.3 | 125.9 | 136.1 | 141.4 | 134.8 | 131.7 | 130.9 | -1.5 | -0.6 |
| EUR10 | 107.5 | 104.8 | 113.7 | 121.7 | 121.8 | 116.2 | 105.6 | 106.4 | 111.7 | 111.4 | 111.7 | 109.9 | 111.6 | 1.2 | 1.6 |
| USA | 91.5 | 98.8 | 96.8 | 96.3 | 95.1 | 95.1 | 88.8 | 88.0 | 86.4 | 86.1 | 85.2 | 85.1 | : | -2.6 | -0.1 |
| J | 95.8 | 95.3 | 96.3 | 96.3 | 97.7 | 97.3 | 99.3 | 95.3 | 97.3 | 91.9 | 88.5 | : | : | -5.4 | -3.7 |

1980 = 100

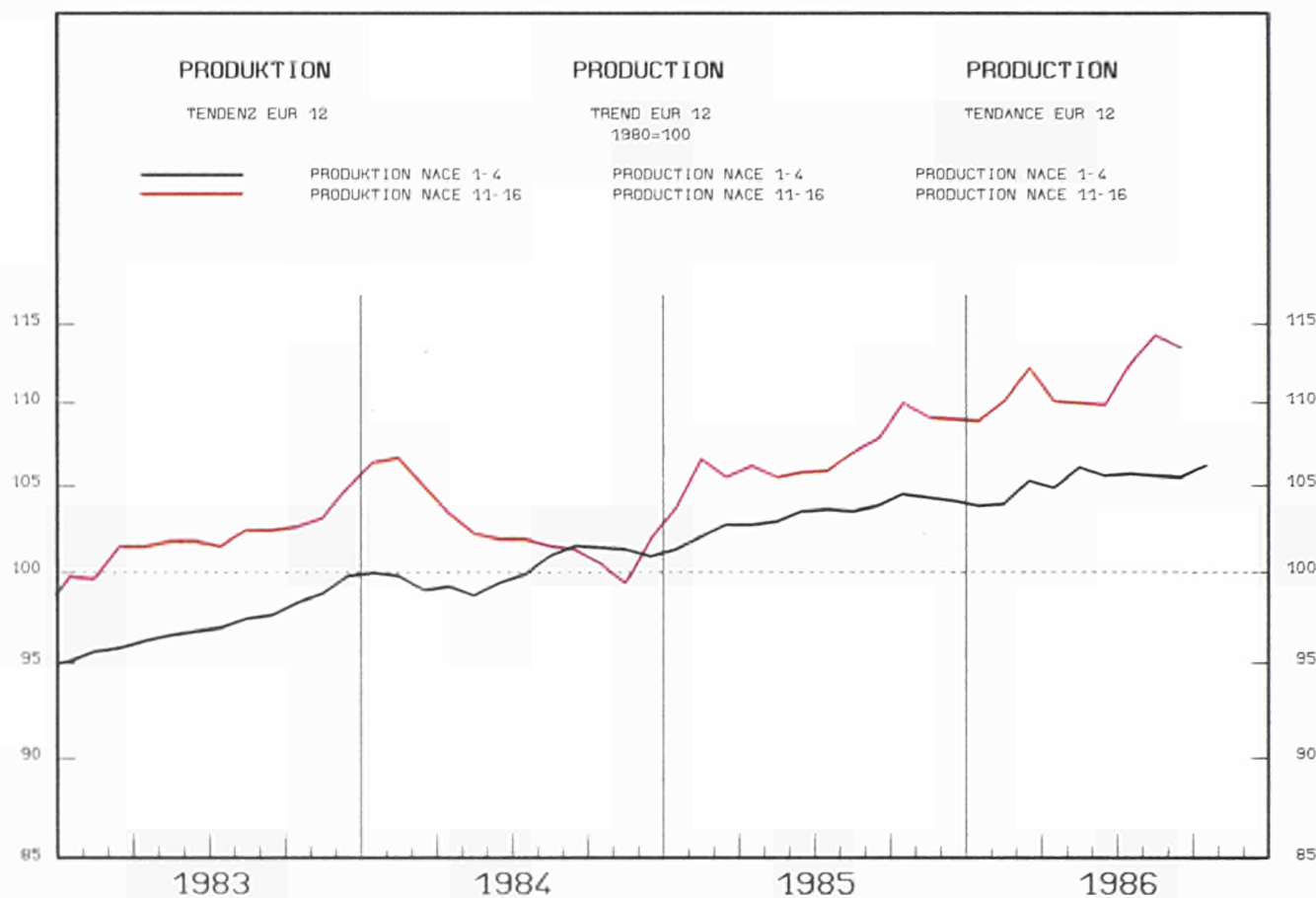
| | 1983 | | | 1984 | | | 1985 | | | 1986 | | | 1985 | | | 1986 | | |
|-------------------------|-------|-------|---------------------|-------|-------|-------|-------|-------|-------|-------|-------|--------------------|-------|-------|-------|------|-----|-----|
| | 1983 | 1984 | 1985 | IV. | I. | II. | III. | IV. | I. | II. | III. | IV. | I. | II. | III. | SB | ADJ | CVS |
| UMSATZ | | | TURNOVER | | | | | | | | | CHIFFRE D'AFFAIRES | | | | | | |
| EUR12 | 150.7 | 163.2 | 181.0 | 181.5 | 223.7 | 157.0 | 139.2 | 193.9 | 200.9 | 125.9 | 107.5 | 181.2 | 167.8 | 142.4 | 135.6 | | | |
| B | - | - | - | - | - | - | - | - | - | - | - | - | - | - | - | - | - | - |
| DK | 127.8 | 149.8 | 171.9 | 149.8 | 102.5 | 184.0 | 191.7 | 209.3 | 131.8 | 208.7 | 206.3 | 210.5 | 171.0 | 199.8 | 174.2 | | | |
| D | 111.3 | 120.6 | 123.5 | 135.2 | 133.6 | 116.9 | 111.8 | 131.6 | 123.6 | 107.4 | : | 117.6 | 118.2 | 115.3 | : | | | |
| GR | - | - | - | - | - | - | - | - | - | - | - | - | - | - | - | - | - | - |
| E | - | - | - | - | - | - | - | - | - | - | - | - | - | - | - | - | - | - |
| F | 131.7 | 142.9 | 148.0 | 152.6 | 164.4 | 151.5 | 126.3 | 149.9 | 156.0 | 131.9 | : | 140.8 | 143.3 | 133.4 | : | | | |
| IRL | 147.2 | 168.0 | 163.5 | 180.1 | 180.6 | 163.3 | 148.6 | 161.6 | 138.0 | 145.8 | : | 152.5 | 132.4 | 142.9 | : | | | |
| I | 168.9 | 207.9 | 246.7 | 251.9 | 377.3 | 151.7 | 149.5 | 308.5 | 307.4 | 166.0 | 107.2 | 298.6 | 206.7 | 209.3 | 181.0 | | | |
| L | 56.6 | 54.4 | 52.7 | 55.8 | 35.6 | 59.5 | 62.0 | 53.6 | 30.0 | 66.4 | : | 52.2 | 44.7 | 57.8 | : | | | |
| NL | 142.8 | 158.3 | 182.0 | 165.4 | 288.7 | 147.6 | 98.3 | 193.3 | 226.2 | 102.7 | : | 171.5 | 149.5 | 124.4 | : | | | |
| P | - | - | - | - | - | - | - | - | - | - | - | - | - | - | - | - | - | - |
| UK | 170.9 | 170.9 | 189.6 | 187.3 | 205.0 | 189.0 | 174.1 | 190.4 | : | : | : | 182.7 | : | : | : | | | |
| AUSFUHR | | | EXPORTS | | | | | | | | | EXPORTATIONS | | | | | | |
| EUR12 | | | | | | | | | | | | | | | | | | |
| UEBL | 114.9 | 147.0 | 148.4 | 163.3 | 128.7 | 160.2 | 150.4 | 154.3 | 123.9 | 124.0 | - | 135.4 | 144.3 | 124.8 | : | | | |
| DK | 987.7 | 671.2 | 830.0 | 840.9 | 852.4 | 880.2 | 679.8 | 907.8 | 365.0 | 403.3 | - | 933.8 | 395.2 | 484.0 | : | | | |
| D | 102.5 | 121.0 | 116.1 | 129.1 | 122.3 | 119.6 | 116.8 | 105.7 | 98.7 | 100.7 | - | 104.6 | 101.5 | 100.6 | : | | | |
| GR | 107.1 | 171.6 | 182.5 | 307.3 | 189.6 | 174.0 | 170.5 | 198.6 | 92.9 | 217.3 | - | 171.5 | 112.8 | 208.5 | : | | | |
| E | - | - | - | - | - | - | - | - | - | - | - | - | - | - | - | - | - | - |
| F | 123.4 | 140.0 | 140.6 | 167.3 | 142.0 | 161.6 | 125.5 | 133.2 | 120.8 | 124.8 | - | 124.1 | 129.9 | 110.8 | : | | | |
| IRL | 113.1 | 154.9 | 129.6 | 165.4 | 151.6 | 155.6 | 118.6 | 92.7 | 96.7 | 103.3 | - | 99.6 | 101.7 | 83.7 | : | | | |
| I | 135.8 | 154.6 | 161.3 | 184.9 | 161.5 | 185.6 | 133.3 | 164.7 | 108.3 | 109.0 | - | 148.8 | 116.9 | 104.8 | : | | | |
| L | 93.4 | 225.1 | 456.9 | 189.4 | 294.9 | 377.4 | 468.9 | 686.5 | 423.4 | 340.3 | - | 690.9 | 480.7 | 341.0 | : | | | |
| NL | - | - | - | - | - | - | - | - | - | - | - | - | - | - | - | - | - | - |
| P | - | - | - | - | - | - | - | - | - | - | - | - | - | - | - | - | - | - |
| UK | 184.0 | 217.9 | 231.9 | 244.0 | 262.8 | 247.3 | 203.1 | 214.6 | 161.7 | 80.8 | - | 201.8 | 160.7 | 97.1 | : | | | |
| EUR10 | 154.1 | 173.1 | 161.7 | 179.0 | 129.8 | 205.1 | 148.4 | 163.6 | - | - | - | 137.6 | : | : | : | | | |
| EINFUHR | | | IMPORTS | | | | | | | | | IMPORTATIONS | | | | | | |
| EUR12 | | | | | | | | | | | | | | | | | | |
| UEBL | 106.8 | 109.6 | 103.7 | 98.6 | 121.9 | 90.5 | 100.3 | 101.9 | 94.5 | 70.2 | - | 102.6 | 92.4 | 73.6 | : | | | |
| DK | 132.7 | 143.3 | 151.4 | 164.5 | 154.9 | 128.1 | 148.3 | 174.2 | 89.1 | 89.5 | - | 154.8 | 104.4 | 99.2 | : | | | |
| D | 97.2 | 109.1 | 107.1 | 110.2 | 122.1 | 110.8 | 100.7 | 94.9 | 75.7 | 53.9 | - | 94.2 | 76.9 | 55.8 | : | | | |
| GR | 160.4 | 172.6 | 207.2 | 450.7 | 82.2 | 342.3 | 85.7 | 318.6 | 143.2 | 83.7 | - | 181.9 | 211.8 | 81.8 | : | | | |
| E | - | - | - | - | - | - | - | - | - | - | - | - | - | - | - | - | - | - |
| F | 95.4 | 106.7 | 100.8 | 113.1 | 117.8 | 99.1 | 87.4 | 98.9 | 73.3 | 47.5 | - | 95.1 | 67.2 | 54.9 | : | | | |
| IRL | 105.0 | 127.0 | 150.7 | 154.6 | 163.4 | 156.1 | 138.7 | 144.5 | 115.3 | 103.9 | - | 137.4 | 101.3 | 109.5 | : | | | |
| I | 122.5 | 120.7 | 126.1 | 114.2 | 136.7 | 134.4 | 103.5 | 129.8 | 99.3 | 60.6 | - | 130.3 | 95.4 | 69.9 | : | | | |
| L | 116.1 | 144.1 | 147.2 | 153.7 | 159.4 | 135.6 | 140.3 | 153.6 | 105.2 | 79.6 | - | 145.3 | 106.0 | 85.4 | : | | | |
| NL | - | - | - | - | - | - | - | - | - | - | - | - | - | - | - | - | - | - |
| P | - | - | - | - | - | - | - | - | - | - | - | - | - | - | - | - | - | - |
| UK | 72.6 | 86.3 | 99.3 | 98.1 | 104.6 | 108.3 | 93.3 | 90.6 | 61.4 | 58.3 | - | 90.6 | 70.4 | 57.4 | : | | | |
| EUR10 | 98.8 | 104.6 | 100.3 | 108.2 | 104.8 | 105.8 | 88.0 | 102.8 | - | - | - | 96.7 | : | : | : | | | |
| ABHAENIG BESCHAEFTEIGTE | | | NUMBER OF EMPLOYEES | | | | | | | | | NOMBRE DE SALARIES | | | | | | |
| EUR12 | - | - | - | - | - | - | - | - | - | - | - | - | - | - | - | - | - | - |
| B | - | - | - | - | - | - | - | - | - | - | - | - | - | - | - | - | - | - |
| DK | 79.1 | 90.5 | 91.9 | 86.5 | 70.3 | 97.3 | 100.0 | 100.0 | 83.8 | 100.0 | 105.4 | 100.2 | 95.7 | 95.5 | 97.3 | | | |
| D | 96.9 | 93.2 | 91.1 | 92.5 | 90.4 | 90.9 | 92.0 | 91.3 | 89.4 | 89.8 | 90.3 | 90.6 | 90.4 | 90.1 | 89.8 | | | |
| GR | 99.7 | 103.3 | 91.7 | 106.5 | 87.1 | 91.8 | 95.0 | 92.8 | 91.4 | 91.6 | : | 90.3 | 94.4 | 91.7 | : | | | |
| E | 96.3 | 95.0 | 91.8 | 93.3 | 92.0 | 91.6 | 92.3 | 91.5 | 91.0 | : | : | 91.4 | 90.8 | : | : | | | |
| F | 93.9 | 89.9 | : | 87.9 | 86.5 | : | : | : | : | : | : | : | : | : | : | | | |
| IRL | 89.0 | 84.3 | 74.8 | 76.7 | 74.1 | 83.6 | 71.6 | 69.8 | 69.0 | : | : | 73.8 | 72.4 | : | : | | | |
| I | - | - | - | - | - | - | - | - | - | - | - | - | - | - | - | - | - | - |
| L | 33.2 | 31.2 | 29.0 | 30.8 | 28.7 | 29.0 | 29.4 | 29.2 | 28.8 | 29.4 | : | 27.7 | 29.4 | 29.5 | : | | | |
| NL | 108.3 | 113.0 | 122.7 | 115.6 | 119.6 | 121.4 | 123.7 | 126.1 | 126.7 | 129.3 | : | 126.4 | 127.0 | 129.4 | : | | | |
| P | - | - | - | - | - | - | - | - | - | - | - | - | - | - | - | - | - | - |
| UK | 90.5 | 84.8 | 80.5 | 83.9 | 84.0 | 82.2 | 79.0 | 77.0 | 73.1 | 71.2 | : | 77.2 | 73.1 | 71.2 | : | | | |



| 1983 | | | 1984 | | | 1985 | | | 1986 | | | %A | %B |
|------|--|--|------|--|--|------|--|--|------|--|--|----|----|
| | | | | | | | | | | | | | |

| | PRODUKTIONSINDIZES PRO ARBEITSTAG | | | INDICES OF PRODUCTION PER WORKING DAY | | | INDICES DE PRODUCTION PAR JOUR OUVRABLE | | | %A | %B | | |
|-------|--------------------------------------|-------|-------|--|-------|-------|--|-------|-------|-------|-------|-------|-------|
| | EUR12 | | | | | | | | | | | | |
| EUR12 | 96.2 | 100.5 | 101.9 | 107.8 | 109.7 | 110.8 | 104.9 | 110.5 | : | : | : | : | 1.6 |
| B | 99.7 | 101.8 | 103.9 | 112.8 | 109.6 | 117.3 | 111.4 | 112.9 | 84.5 | 99.0 | 111.7 | : | 3.5 |
| DK | 106.0 | 116.3 | 121.2 | 140.0 | 139.0 | 134.0 | 127.0 | 138.0 | 92.0 | 130.0 | 141.0 | 139.0 | 128.0 |
| D | 95.6 | 98.7 | 104.3 | 109.6 | 114.5 | 115.2 | 105.4 | 111.1 | 100.8 | 90.4 | 113.1 | 115.0 | 115.2 |
| GR | 98.9 | 298.3 | 102.3 | 129.6 | 120.5 | 102.4 | 99.6 | 107.0 | 107.4 | 100.9 | 119.2 | 109.3 | : |
| E | 98.9 | 99.4 | 101.4 | 105.3 | 118.6 | 110.1 | 109.1 | 110.4 | 112.0 | 54.2 | : | : | : |
| F | 96.0 | 97.9 | 97.9 | 99.0 | 102.3 | 104.8 | 100.7 | 106.0 | : | : | : | : | : |
| IRL | 112.6 | 127.0 | 130.3 | 133.2 | 130.7 | 138.8 | 134.3 | 141.5 | 122.1 | 112.9 | 138.1 | 138.5 | : |
| I | 92.1 | 95.2 | 96.6 | 107.6 | 102.5 | 106.4 | 105.1 | 110.2 | 101.6 | 43.4 | 108.7 | 106.8 | 108.6 |
| L | 100.1 | 114.3 | 122.5 | 122.9 | 130.8 | 135.8 | 135.8 | 133.6 | 124.6 | 93.1 | 126.0 | : | : |
| NL | 100.7 | 106.2 | 108.6 | 110.0 | 116.0 | 118.0 | 114.0 | 116.0 | 96.0 | 101.0 | 111.0 | 120.0 | 120.0 |
| P | 106.2 | 104.9 | 117.3 | 117.6 | 123.8 | 121.3 | 127.8 | 133.6 | 129.0 | 91.7 | 129.9 | : | : |
| UK | 96.9 | 100.7 | 103.8 | 109.6 | 108.3 | 111.1 | 98.6 | 108.1 | 97.4 | 93.1 | 111.2 | 111.1 | 114.1 |
| EUR10 | 95.8 | 100.5 | 101.8 | 107.9 | 108.6 | 110.7 | 104.1 | 110.1 | : | : | : | : | 1.4 |
| USA | 101.9 | 114.0 | 116.8 | 121.8 | 120.0 | 117.7 | 118.2 | 121.6 | 117.7 | 122.3 | 123.9 | 123.1 | 120.2 |
| J | 104.9 | 116.6 | 122.0 | 125.0 | 124.3 | 123.7 | 119.5 | 125.3 | 126.1 | 112.5 | 126.8 | 123.1 | : |

| | SAISONBEREINIGT | | | SEASONALLY ADJUSTED | | | DESAISONNALISE | | | %A | %B | | |
|-------|-----------------|--|--|---------------------|-------|-------|----------------|-------|-------|-------|-------|-------|-------|
| | EUR12 | | | | | | | | | | | | |
| EUR12 | | | | 102.2 | 103.4 | 103.1 | 102.0 | 105.5 | : | : | : | : | : |
| B | | | | 106.0 | 103.8 | 109.4 | 106.3 | 107.8 | 110.9 | 106.7 | 105.4 | : | : |
| DK | | | | 126.6 | 130.9 | 126.2 | 126.6 | 126.7 | 125.8 | 122.8 | 127.5 | 129.6 | 120.7 |
| D | | | | 104.4 | 108.6 | 107.6 | 106.0 | 109.9 | 108.5 | 104.7 | 107.8 | 108.2 | 106.9 |
| GR | | | | 99.7 | 122.2 | 84.6 | 91.8 | 96.0 | 98.9 | 87.7 | 94.1 | 107.3 | : |
| E | | | | 100.5 | 108.4 | 102.2 | 102.1 | 107.2 | 108.5 | 99.1 | : | : | : |
| F | | | | 97.8 | 99.2 | 98.9 | 96.2 | 99.0 | : | : | : | : | : |
| IRL | | | | 128.8 | 127.9 | 132.4 | 129.0 | 130.3 | 127.6 | 137.1 | 133.1 | 135.6 | : |
| I | | | | 98.1 | 95.3 | 98.3 | 98.4 | 102.6 | 98.3 | 96.8 | 97.4 | 98.2 | 98.7 |
| L | | | | 119.1 | 124.1 | 128.1 | 128.9 | 126.7 | 126.1 | 124.6 | 123.1 | : | : |
| NL | | | | 109.3 | 109.0 | 110.0 | 110.4 | 111.0 | 109.9 | 110.8 | 110.4 | 112.5 | 113.1 |
| P | | | | 119.0 | 120.5 | 118.8 | 122.9 | 127.4 | 127.5 | 123.5 | 130.1 | : | : |
| UK | | | | 104.0 | 103.5 | 103.5 | 102.9 | 103.3 | 104.8 | 104.4 | 105.5 | 105.6 | 105.7 |
| EUR10 | | | | 102.1 | 102.8 | 103.3 | 101.3 | 105.0 | : | : | : | : | : |
| USA | | | | 117.4 | 116.7 | 118.1 | 118.5 | 118.6 | 119.4 | 119.7 | 119.7 | 119.8 | 120.6 |
| J | | | | 121.5 | 122.1 | 121.5 | 122.2 | 122.7 | 122.5 | 119.3 | 123.2 | 120.9 | : |

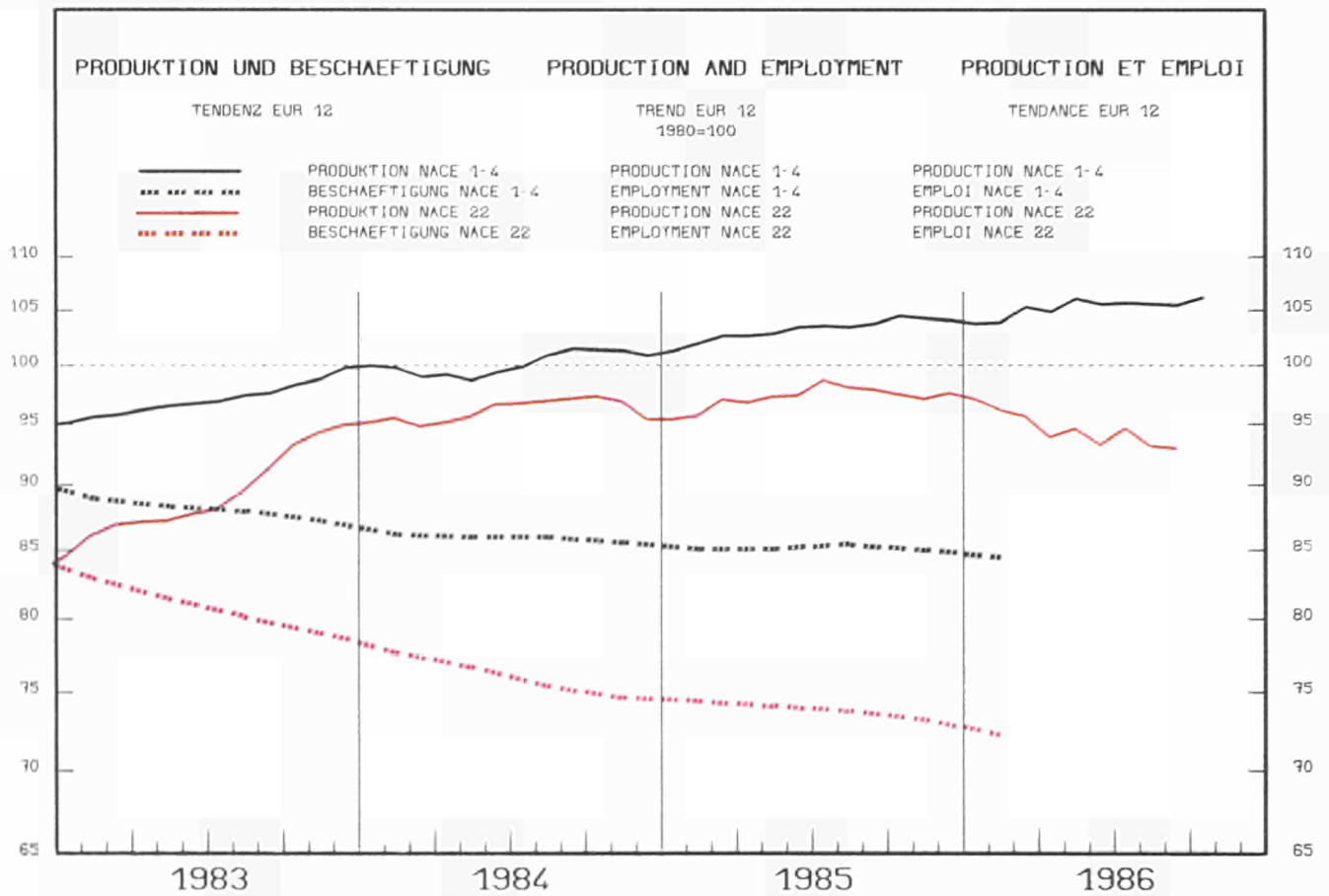


| 1983 | 1984 | 1985 | 1985 | | | 1986 | | | | | %A | %B | | |
|------|------|------|------|----|----|------|----|----|----|----|----|----|--|--|
| | | | 09 | 10 | 11 | 05 | 06 | 07 | 08 | 09 | 10 | 11 | | |

| PRODUKTIONSINDIZES PRO ARBEITSTAG | | | | INDICES OF PRODUCTION PER WORKING DAY | | | | | | | INDICES DE PRODUCTION PAR JOUR OUVRABLE | | | | | |
|--------------------------------------|-------|-------|-------|--|-------|-------|-------|-------|-------|-------|--|-------|-------|------|------|---|
| EUR12 | 102.3 | 102.5 | 108.0 | 99.2 | 107.2 | 122.9 | 99.2 | 95.4 | 100.2 | 95.5 | 105.4 | 109.2 | : | 5.0 | 5.3 | |
| B | 93.6 | 97.0 | 98.9 | 98.0 | 101.8 | 116.0 | 96.9 | 96.6 | 85.2 | 91.3 | 94.1 | : | : | 5.2 | 1.6 | |
| DK | 97.8 | 109.9 | 103.3 | 152.0 | 146.0 | 109.7 | 103.7 | 129.9 | 100.7 | 131.9 | 134.9 | 148.0 | 108.7 | 2.8 | -4.0 | |
| D | 93.1 | 95.1 | 97.4 | 91.9 | 96.9 | 107.9 | 90.3 | 89.6 | 86.4 | 84.8 | 90.9 | 92.5 | 101.1 | -1.4 | -4.1 | |
| GR | 137.4 | 144.1 | 155.1 | 160.8 | 143.5 | 157.8 | 156.1 | 167.0 | 172.2 | 171.0 | 166.4 | 149.5 | : | 5.6 | 5.4 | |
| E | 111.1 | 113.0 | 117.6 | 110.0 | 119.1 | 125.0 | 112.1 | 118.6 | : | : | : | : | : | 4.5 | : | |
| F | 95.4 | 101.0 | 104.9 | 91.8 | 100.9 | 125.2 | 91.9 | 92.0 | 89.6 | 80.2 | 97.5 | 101.2 | 114.5 | 2.3 | -1.5 | |
| IRL | 111.5 | 124.2 | 127.5 | 118.0 | 122.5 | 136.8 | 114.1 | 144.8 | 116.2 | 107.7 | 146.0 | 147.1 | : | 8.7 | 16.1 | |
| I | 96.6 | 97.3 | 99.4 | 94.4 | 98.4 | 105.9 | 93.7 | 96.3 | 102.0 | 87.9 | 103.2 | 104.1 | : | 4.1 | 7.5 | |
| L | 114.3 | 120.7 | 126.3 | 123.1 | 121.1 | 124.3 | 137.5 | 124.4 | : | : | : | : | : | 4.9 | : | |
| NL | 88.9 | 90.7 | 95.9 | 66.0 | 81.0 | 125.0 | 63.0 | 66.0 | : | : | : | : | : | -0.7 | : | |
| P | : | : | 121.3 | 124.1 | 130.4 | 136.5 | 124.1 | : | : | : | : | : | : | : | : | : |
| UK | 116.4 | 110.4 | 120.8 | 117.3 | 125.7 | 136.3 | 120.9 | 103.7 | 114.4 | 111.4 | 118.5 | 124.1 | 129.8 | 4.7 | -1.8 | |
| EUR10 | 101.7 | 101.8 | 107.3 | 98.5 | 106.4 | 122.7 | 98.3 | 94.0 | 100.2 | 95.5 | 105.4 | 109.2 | : | 5.4 | 6.2 | |
| USA | - | - | - | - | - | - | - | - | - | - | - | - | - | - | - | - |
| J | - | - | - | - | - | - | - | - | - | - | - | - | - | - | - | - |

| SAISONBEREINIGT | | | | SEASONALLY ADJUSTED | | | | | | | DESAISONNALISE | | | | | |
|-----------------|-------|-------|-------|---------------------|-------|-------|-------|-------|-------|-------|----------------|-------|---|---|---|---|
| EUR12 | 107.8 | 108.4 | 113.4 | 106.5 | 108.6 | 114.3 | 114.2 | 114.2 | 111.7 | : | 3.2 | -2.2 | | | | |
| B | 101.8 | 98.7 | 102.3 | 97.7 | 101.2 | 103.8 | 102.5 | 98.8 | : | : | 1.6 | -3.6 | | | | |
| DK | 113.4 | 123.6 | 101.8 | 105.8 | 103.9 | 97.1 | 98.1 | 99.5 | 121.1 | 101.1 | 7.5 | -16.5 | | | | |
| D | 97.2 | 97.8 | 99.3 | 96.9 | 98.1 | 96.6 | 95.9 | 96.6 | 94.2 | 93.2 | -2.3 | -1.1 | | | | |
| GR | 159.7 | 156.3 | 159.8 | 161.4 | 167.7 | 169.6 | 170.5 | 166.3 | 166.5 | : | 0.9 | 0.2 | | | | |
| E | 115.3 | 120.9 | 123.4 | 114.4 | 123.2 | : | : | : | : | : | : | : | : | : | : | : |
| F | 103.7 | 104.4 | 115.3 | 101.3 | 106.0 | 106.7 | 105.6 | 109.8 | 106.2 | 106.2 | 1.2 | -0.0 | | | | |
| IRL | 125.8 | 130.0 | 137.7 | 119.6 | 141.7 | 108.0 | 113.4 | 151.6 | 151.5 | : | 12.8 | -0.0 | | | | |
| I | 99.2 | 101.4 | 99.6 | 101.1 | 102.9 | 106.6 | 105.9 | 107.9 | 107.4 | : | 3.4 | -0.5 | | | | |
| L | 132.7 | 124.1 | 123.1 | 140.9 | 130.7 | : | : | : | : | : | : | : | : | : | : | : |
| NL | 86.6 | 89.0 | 106.8 | 76.9 | 88.8 | : | : | : | : | : | : | : | : | : | : | : |
| P | - | - | - | - | - | - | - | - | - | - | - | - | - | - | - | - |
| UK | 125.4 | 123.5 | 128.0 | 124.4 | 119.9 | 125.9 | 129.9 | 127.4 | 122.3 | 122.5 | -0.9 | 0.2 | | | | |
| EUR10 | 107.3 | 107.6 | 112.8 | 106.0 | 107.5 | 114.9 | 114.5 | 114.4 | 111.8 | : | 3.7 | -2.3 | | | | |
| USA | - | - | - | - | - | - | - | - | - | - | - | - | - | - | - | - |
| J | - | - | - | - | - | - | - | - | - | - | - | - | - | - | - | - |

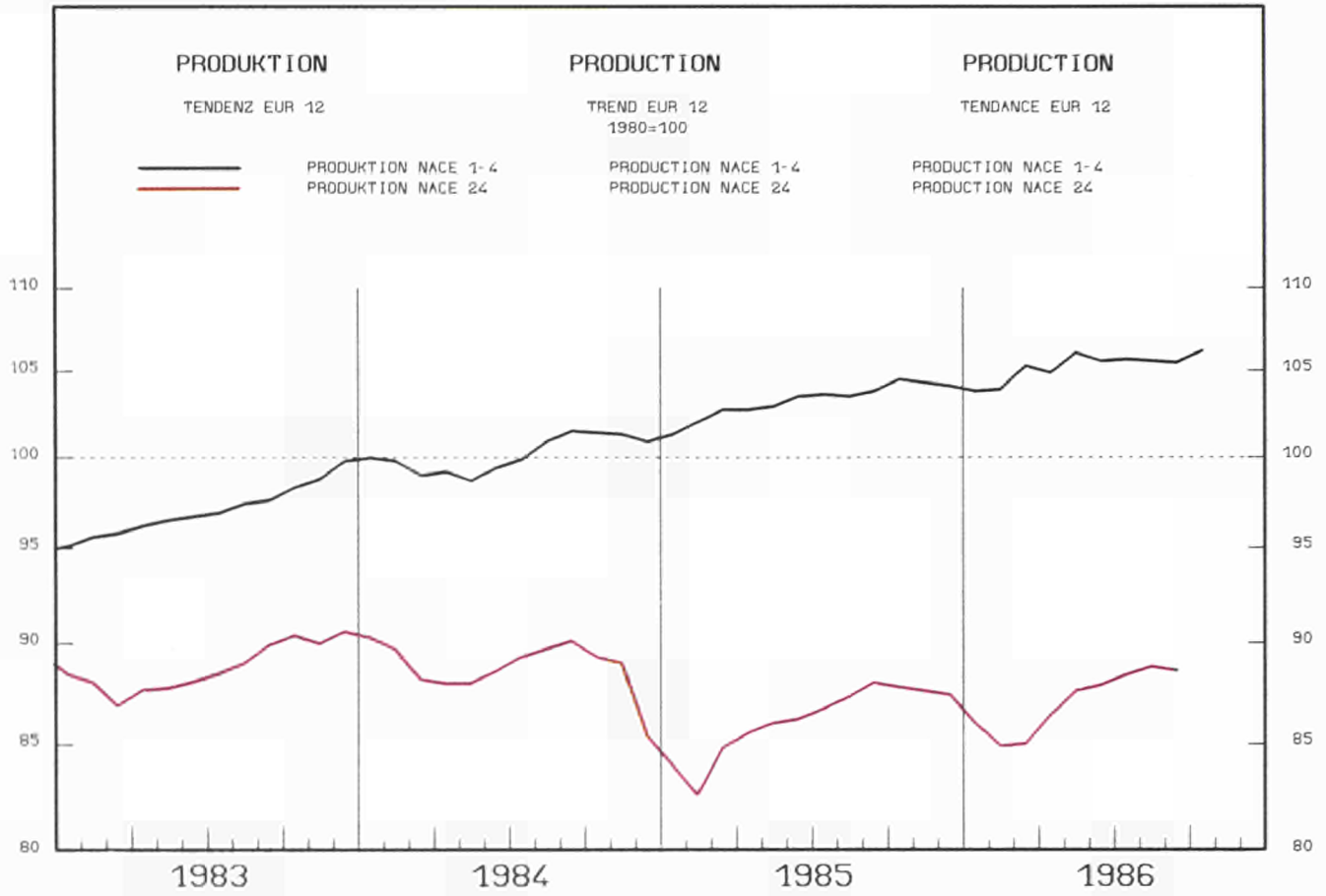
| | 1985 | | | 1986 | | | | | | | 1985 | 1986 | | | | | |
|-------------------------|-------|-------|---------------------|----------------|-------|-------|-------|-------|-------|-------|-------|-------|-------|--------------------|-------|--|--|
| | 1983 | 1984 | 1985 | IV. | I. | II. | III. | IV. | I. | II. | III. | IV. | I. | II. | III. | | |
| | | | | SB - ADJ - CVS | | | | | | | | | | | | | |
| UMSATZ | | | TURNOVER | | | | | | | | | | | CHIFFRE D'AFFAIRES | | | |
| EUR12 | 147.6 | 155.9 | : | 164.5 | 189.8 | 153.6 | 136.6 | 163.1 | 162.1 | 121.1 | 107.7 | 154.9 | 144.2 | 130.5 | 123.7 | | |
| B | 148.5 | 153.7 | 136.9 | 159.0 | 165.8 | 131.7 | 112.2 | 138.0 | 149.5 | : | : | 128.6 | 128.2 | : | : | | |
| DK | 130.5 | 167.4 | 162.7 | 180.7 | 168.3 | 133.7 | 177.7 | 171.3 | 111.3 | 96.0 | 90.3 | 167.4 | 117.1 | 109.3 | 78.4 | | |
| D | : | : | : | : | : | : | : | : | : | : | : | : | : | : | : | | |
| GR | : | : | : | : | : | : | : | : | : | : | : | : | : | : | : | | |
| E | : | : | : | : | : | : | : | : | : | : | : | : | : | : | : | | |
| F | 141.7 | 153.2 | 164.7 | 159.9 | 195.2 | 163.6 | 141.3 | 168.3 | 179.1 | 145.0 | : | 164.0 | 158.9 | 149.5 | : | | |
| IRL | : | : | : | : | : | : | : | : | : | : | : | : | : | : | : | | |
| I | 166.2 | 177.4 | : | 177.8 | : | : | : | : | : | : | : | : | : | : | : | | |
| L | 190.5 | 220.0 | 244.8 | 239.3 | 316.2 | 221.3 | 181.0 | 260.9 | 302.2 | 226.5 | : | 245.5 | 237.1 | 241.2 | : | | |
| NL | 128.7 | 132.0 | 143.6 | 139.4 | 192.8 | 126.4 | 106.5 | 148.8 | 154.8 | 85.0 | : | 137.9 | 123.4 | 101.6 | : | | |
| P | : | : | : | : | : | : | : | : | : | : | : | : | : | : | : | | |
| UK | 146.7 | 151.6 | 163.5 | 167.3 | 187.9 | 156.8 | 143.9 | 165.4 | 153.8 | 114.9 | 108.3 | 156.0 | 140.6 | 125.4 | 121.7 | | |
| AUSFUHR | | | EXPORTS | | | | | | | | | | | EXPORTATIONS | | | |
| EUR12 | | | | | | | | | | | | | | | | | |
| UEBL | 125.8 | 133.4 | 118.0 | 131.0 | 128.1 | 86.5 | 127.2 | 130.2 | 107.3 | 92.3 | - | 118.5 | 111.3 | 111.4 | : | | |
| DK | 234.1 | 250.0 | 289.0 | 291.1 | 289.2 | 228.8 | 304.2 | 333.7 | 212.2 | 172.5 | - | 334.6 | 244.8 | 207.0 | : | | |
| D | 122.4 | 136.0 | 129.8 | 145.6 | 142.2 | 142.2 | 128.0 | 106.7 | 93.5 | 74.1 | - | 108.7 | 92.4 | 76.2 | : | | |
| GR | : | : | : | : | : | : | : | : | : | : | - | : | : | : | : | | |
| E | : | : | : | : | : | : | : | : | : | : | - | : | : | : | : | | |
| F | 118.4 | 131.5 | 149.4 | 138.0 | 140.4 | 155.5 | 142.7 | 158.9 | 120.4 | 90.2 | - | 154.9 | 130.4 | 91.1 | : | | |
| IRL | 298.8 | 398.8 | 479.2 | 426.1 | 510.3 | 466.8 | 454.4 | 485.2 | 247.6 | 298.7 | - | 449.2 | 229.7 | 314.8 | : | | |
| I | 138.1 | 133.1 | 152.1 | 133.3 | 118.3 | 188.1 | 156.3 | 145.9 | 106.7 | 94.4 | - | 143.9 | 125.3 | 97.7 | : | | |
| NL | 146.9 | 169.1 | 191.7 | 172.3 | 230.2 | 174.0 | 165.7 | 197.0 | 175.4 | 117.6 | - | 191.9 | 152.4 | 128.2 | : | | |
| P | : | : | : | : | : | : | : | : | : | : | - | : | : | : | : | | |
| UK | 209.1 | 243.5 | 265.6 | 267.0 | 294.1 | 283.2 | 242.4 | 242.9 | 185.3 | 107.8 | - | 236.6 | 184.6 | 121.2 | : | | |
| EUR10 | 169.9 | 179.2 | 187.2 | 184.5 | 156.7 | 219.2 | 183.2 | 189.8 | - | - | - | 177.8 | : | : | : | | |
| EINFUHR | | | IMPORTS | | | | | | | | | | | IMPORTATIONS | | | |
| EUR12 | | | | | | | | | | | | | | | | | |
| UEBL | 131.7 | 146.6 | 137.3 | 144.3 | 166.8 | 120.4 | 124.8 | 137.2 | 115.2 | 80.8 | - | 128.7 | 113.0 | 87.7 | : | | |
| DK | 114.5 | 122.6 | 131.8 | 139.3 | 149.8 | 118.6 | 118.0 | 140.9 | 84.5 | 68.8 | - | 127.2 | 86.3 | 76.4 | : | | |
| D | 120.6 | 131.3 | 137.2 | 131.5 | 151.6 | 135.7 | 134.6 | 127.0 | 108.5 | 77.6 | - | 126.7 | 104.9 | 83.6 | : | | |
| GR | : | : | : | : | : | : | : | : | : | : | - | : | : | : | : | | |
| E | : | : | : | : | : | : | : | : | : | : | - | : | : | : | : | | |
| F | 112.3 | 122.9 | 122.6 | 130.6 | 142.0 | 122.9 | 105.3 | 120.2 | 94.1 | 69.6 | - | 116.6 | 88.3 | 74.9 | : | | |
| IRL | 121.1 | 132.7 | 135.6 | 156.2 | 149.9 | 140.0 | 122.1 | 130.3 | 109.8 | 88.5 | - | 126.0 | 102.1 | 94.9 | : | | |
| I | 139.7 | 149.3 | 157.8 | 152.2 | 181.8 | 163.3 | 122.6 | 163.5 | 109.2 | 58.8 | - | 161.5 | 102.7 | 68.9 | : | | |
| NL | 129.0 | 146.5 | 156.1 | 155.7 | 165.5 | 151.0 | 157.4 | 150.4 | 111.9 | 77.4 | - | 146.2 | 115.4 | 82.8 | : | | |
| P | : | : | : | : | : | : | : | : | : | : | - | : | : | : | : | | |
| UK | 105.9 | 153.8 | 162.3 | 201.0 | 221.4 | 164.1 | 130.8 | 133.1 | 102.5 | 80.9 | - | 128.3 | 95.0 | 83.0 | : | | |
| EUR10 | 115.2 | 125.9 | 126.5 | 135.6 | 136.5 | 131.6 | 112.2 | 125.5 | - | - | - | 118.9 | : | : | : | | |
| ABHAENIG BESCHAEFFTIGTE | | | NUMBER OF EMPLOYEES | | | | | | | | | | | NOMBRE DE SALARIES | | | |
| EUR12 | | | | | | | | | | | | | | | | | |
| B | 95.1 | 88.4 | 89.2 | 71.5 | 90.5 | 89.3 | 88.7 | 88.2 | 87.3 | : | : | 91.2 | 86.3 | : | : | | |
| DK | 87.0 | 91.7 | 95.4 | 94.4 | 90.7 | 94.4 | 98.1 | 98.1 | 87.0 | 94.4 | 94.4 | 98.2 | 91.2 | 93.0 | 92.4 | | |
| D | 98.2 | 93.3 | 90.9 | 92.3 | 91.4 | 90.3 | 91.3 | 90.6 | 89.7 | 88.7 | 88.8 | 90.1 | 89.6 | 89.5 | 88.9 | | |
| GR | 106.0 | 105.4 | 109.2 | 107.4 | 106.1 | 107.4 | 112.0 | 111.3 | 112.1 | 112.2 | : | 110.9 | 113.0 | 113.1 | : | | |
| E | 104.9 | 106.7 | 107.8 | 104.0 | 106.2 | 105.4 | 107.4 | 112.2 | 112.7 | : | : | 111.6 | 112.8 | : | : | | |
| F | 105.3 | 104.3 | 102.1 | 103.6 | 102.9 | 102.5 | 102.0 | 101.2 | 100.1 | : | : | 101.2 | 100.2 | : | : | | |
| IRL | : | : | : | : | : | : | : | : | : | : | - | : | : | : | : | | |
| I | 100.2 | 99.2 | 98.4 | 98.9 | 98.6 | 98.4 | 98.2 | 98.4 | 98.5 | 98.3 | 98.0 | 98.3 | 98.6 | 98.3 | 98.1 | | |
| L | 93.9 | 95.1 | 93.6 | 95.6 | 94.3 | 94.0 | 93.3 | 92.9 | 92.7 | 92.8 | : | 92.5 | 92.8 | 92.6 | : | | |
| NL | 99.5 | 96.9 | : | 96.0 | 95.7 | 95.4 | 95.0 | : | : | : | : | : | : | : | : | | |
| P | : | : | : | : | : | : | : | : | : | : | - | : | : | : | : | | |
| UK | 91.0 | 86.9 | 84.1 | 85.9 | 86.1 | 85.1 | 83.2 | 82.0 | 79.7 | 78.6 | : | 82.1 | 79.7 | 78.6 | : | | |



| 1983 | 1984 | 1985 | 1985 | | | 1986 | | | %A | %B | | | | |
|------|------|------|------|----|----|------|----|----|----|----|----|----|--|--|
| | | | 09 | 10 | 11 | 05 | 06 | 07 | 08 | 09 | 10 | 11 | | |

| PRODUKTIONSINDIZES PRO ARBEITSTAG | INDICES OF PRODUCTION PER WORKING DAY | | | | | | | | | | | | INDICES DE PRODUCTION PAR JOUR OUVRABLE | | | |
|--------------------------------------|--|-------|-------|-------|-------|-------|-------|-------|-------|-------|-------|-------|--|------|-------|-------|
| | EUR12 | 90.3 | 95.8 | 97.3 | 101.0 | 100.9 | 102.8 | 97.1 | 102.4 | 87.2 | 66.6 | 95.3 | 96.4 | : | -2.1 | -5.1 |
| B | 87.4 | 95.7 | 94.8 | 102.7 | 94.6 | 103.3 | 84.3 | 92.1 | 72.6 | 83.2 | 89.7 | : | : | : | -4.4 | -4.1 |
| DK | 96.5 | 123.2 | 129.9 | 174.0 | 165.0 | 120.0 | 129.0 | 135.0 | 70.0 | 135.0 | 148.0 | 160.0 | 125.0 | : | -4.1 | -5.7 |
| D | 87.8 | 93.8 | 96.9 | 102.5 | 103.0 | 100.3 | 92.5 | 99.7 | 88.2 | 83.7 | 97.8 | 95.5 | 94.0 | : | -3.4 | -6.1 |
| GR | 91.6 | 95.8 | 93.2 | 98.4 | 96.4 | 103.7 | 90.3 | 95.2 | 86.3 | 62.7 | 91.4 | 94.5 | : | -1.2 | -5.3 | |
| E | 100.6 | 105.3 | 106.7 | 106.8 | 117.1 | 111.1 | 110.2 | 110.1 | : | : | : | : | : | : | -0.9 | -3.2 |
| F | 83.0 | 86.0 | 84.1 | 87.1 | 88.1 | 87.8 | 86.9 | 87.8 | 77.9 | 46.9 | 84.8 | 86.5 | 85.5 | : | 2.5 | -8.9 |
| IRL | 110.8 | 120.5 | 128.0 | 138.0 | 142.5 | 133.7 | 124.1 | 135.3 | 116.3 | 70.0 | 130.6 | : | : | : | 1.5 | -2.5 |
| I | 88.2 | 94.7 | 96.9 | 99.5 | 95.4 | 105.2 | 105.7 | 109.4 | 92.0 | 56.6 | 95.6 | 95.8 | : | : | 3.7 | 3.7 |
| L | 81.4 | 96.2 | 105.3 | 106.4 | 107.4 | 116.5 | 113.4 | 108.6 | : | : | : | : | : | : | -2.9 | -1.8 |
| NL | 95.6 | 109.0 | 105.8 | 111.0 | 101.0 | 112.0 | 92.0 | 95.0 | 96.0 | : | : | : | : | : | -1.8 | 2.6 |
| P | 101.9 | 107.2 | 104.0 | 97.6 | 108.6 | 116.9 | 90.2 | : | : | : | : | : | : | : | -4.3 | -10.1 |
| UK | 104.1 | 106.7 | 113.4 | 117.6 | 116.6 | 118.6 | 104.3 | 125.0 | 101.3 | 90.3 | 113.4 | 121.2 | 127.2 | : | -4.2 | -6.0 |
| EUR10 | 88.8 | 94.4 | 96.0 | 100.2 | 98.7 | 101.5 | 95.4 | 101.3 | 87.2 | 66.6 | 95.3 | 96.4 | : | -1.6 | -4.4 | |
| USA | 80.8 | 91.1 | 89.1 | 87.5 | 88.6 | 85.8 | 88.9 | 85.0 | 76.0 | 77.2 | 78.9 | 79.9 | : | -4.3 | -10.1 | |
| J | 90.7 | 98.8 | 100.3 | 98.8 | 101.9 | 99.7 | 98.3 | 95.9 | 97.2 | 89.2 | 93.2 | : | : | : | -4.2 | -6.0 |

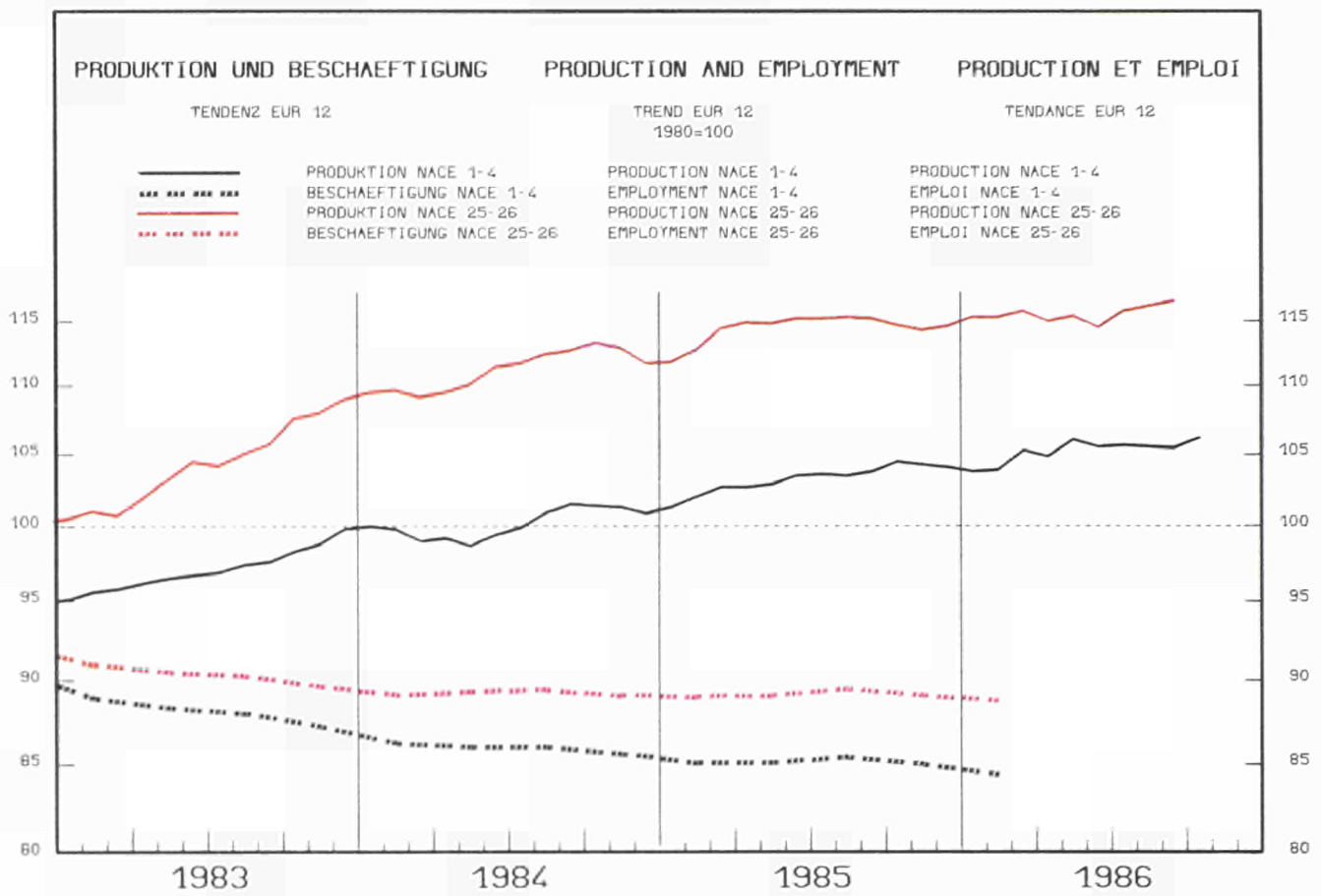
| SAISONBEREINIGT | SEASONALLY ADJUSTED | | | | | | | | | | | | DESAISONNALISE | | | |
|-----------------|---------------------|-------|-------|-------|-------|-------|-------|-------|-------|-------|-------|-------|----------------|-------|--|--|
| | EUR12 | 97.7 | 96.8 | 98.2 | 91.5 | 96.0 | 92.8 | 95.3 | 91.9 | 92.1 | : | -0.4 | 0.2 | | | |
| B | 99.7 | 92.8 | 98.4 | 76.7 | 85.1 | 94.1 | 94.8 | 87.1 | : | : | : | : | 10.0 | -8.1 | | |
| DK | 149.8 | 154.9 | 117.8 | 117.2 | 109.6 | 124.4 | 102.2 | 120.0 | 139.7 | 121.2 | 121.2 | 121.2 | 13.3 | -13.2 | | |
| D | 99.2 | 101.8 | 99.2 | 90.4 | 96.0 | 93.3 | 92.5 | 93.0 | 92.1 | 91.5 | 91.5 | 91.5 | -1.9 | -0.7 | | |
| GR | 92.1 | 91.0 | 94.0 | 87.3 | 88.6 | 93.8 | 90.6 | 87.8 | 89.8 | : | : | : | -0.6 | 2.2 | | |
| E | 106.4 | 109.7 | 105.1 | 101.1 | 104.7 | : | : | : | : | : | : | : | : | : | | |
| F | 84.6 | 83.4 | 83.2 | 78.4 | 80.1 | 78.1 | 87.4 | 81.7 | 81.3 | 80.4 | 81.3 | 80.4 | -0.9 | -1.2 | | |
| IRL | 134.4 | 136.0 | 128.3 | 124.8 | 132.5 | 121.3 | 111.7 | 124.3 | : | : | : | : | -8.2 | 11.3 | | |
| I | 93.2 | 90.5 | 97.9 | 98.2 | 101.5 | 97.6 | 95.1 | 91.2 | 92.8 | : | : | : | -6.1 | 1.7 | | |
| L | 101.8 | 104.1 | 109.9 | 106.8 | 102.3 | : | : | : | : | : | : | : | : | : | | |
| NL | 110.7 | 98.8 | 111.8 | 90.2 | 93.8 | 102.6 | : | : | : | : | : | : | : | : | | |
| P | 98.9 | 103.8 | 109.7 | 87.5 | : | : | : | : | : | : | : | : | : | : | | |
| UK | 113.9 | 110.1 | 114.1 | 107.5 | 114.9 | 109.7 | 107.7 | 110.2 | 115.3 | 121.4 | 121.4 | 121.4 | 4.4 | 5.3 | | |
| EUR10 | 96.5 | 94.9 | 97.1 | 90.2 | 94.6 | 92.8 | 93.8 | 91.3 | 92.1 | : | : | : | -0.2 | 0.9 | | |
| USA | 89.1 | 90.3 | 91.3 | 82.4 | 78.7 | 81.1 | 80.9 | 80.2 | 81.2 | : | : | : | 0.0 | 1.2 | | |
| J | 99.1 | 99.1 | 98.9 | 96.8 | 94.6 | 95.9 | 92.1 | 93.5 | : | : | : | : | -2.3 | 1.5 | | |



| 1983 | 1984 | 1985 | 1985 | | | 1986 | | | | | %A | %B | | |
|------|------|------|------|----|----|------|----|----|----|----|----|----|--|--|
| | | | 09 | 10 | 11 | 05 | 06 | 07 | 08 | 09 | 10 | 11 | | |

| EUR12 | PRODUKTIONSINDIZES PRO ARBEITSTAG | | | INDICES OF PRODUCTION PER WORKING DAY | | | INDICES DE PRODUCTION PAR JOUR OUVRABLE | | | % | % | | | | |
|-------|--------------------------------------|-------|-------|--|-------|-------|--|-------|-------|-------|-------|-------|-------|------|-------|
| | 89.2 | 89.1 | 86.6 | 95.2 | 98.0 | 92.5 | 93.2 | 96.0 | 90.0 | | | 68.8 | 96.6 | 98.3 | |
| B | 77.1 | 80.8 | 74.3 | 86.4 | 79.5 | 86.4 | 81.6 | 78.6 | 69.1 | 90.6 | 86.1 | : | : | -1.6 | 9.2 |
| DK | 84.2 | 92.6 | 95.1 | 121.1 | 134.1 | 116.1 | 117.1 | 130.1 | 83.1 | 121.1 | 126.1 | 125.1 | 110.1 | 11.2 | -2.7 |
| D | 88.9 | 88.9 | 85.1 | 97.7 | 103.2 | 91.5 | 92.8 | 95.9 | 93.2 | 84.9 | 101.0 | 103.4 | 94.2 | 1.9 | 2.1 |
| GR | 91.2 | 92.9 | 90.4 | 103.6 | 103.9 | 100.7 | 82.4 | 96.0 | 122.6 | 99.6 | 101.2 | 98.9 | : | 7.0 | -0.4 |
| E | 95.2 | 89.9 | 85.1 | 87.2 | 93.2 | 91.4 | 97.0 | 92.9 | : | : | : | : | : | 4.2 | : |
| F | 88.5 | 85.6 | 83.8 | 90.6 | 94.3 | 85.2 | 90.2 | 94.1 | 86.1 | 63.9 | 89.8 | 93.2 | 85.6 | -0.6 | -0.5 |
| IRL | 87.5 | 92.9 | 97.8 | 107.4 | 105.6 | 116.3 | 89.3 | 91.3 | 85.1 | 54.7 | 93.0 | : | : | -6.7 | -12.3 |
| I | 86.5 | 89.6 | 87.3 | 95.2 | 98.1 | 94.0 | 94.8 | 94.5 | 91.4 | 48.5 | 93.8 | 95.5 | : | -0.6 | -1.5 |
| L | 143.4 | 144.3 | 141.6 | 147.8 | 166.7 | 146.8 | 183.7 | 182.2 | : | : | : | : | : | 5.5 | : |
| NL | 86.6 | 89.4 | 91.8 | 100.0 | 104.0 | 101.0 | 106.0 | 110.0 | : | : | : | : | : | 4.8 | : |
| P | 114.7 | 115.2 | 119.0 | 119.7 | 128.6 | 126.1 | 127.6 | : | : | : | : | : | : | 6.8 | : |
| UK | 94.2 | 94.9 | 93.6 | 104.7 | 100.7 | 101.8 | 93.8 | 105.1 | 93.4 | 91.7 | 109.0 | 103.5 | 105.1 | 2.5 | 3.4 |
| EUR10 | 88.4 | 89.0 | 86.7 | 96.3 | 98.6 | 92.7 | 92.8 | 96.4 | 90.0 | 68.8 | 96.6 | 98.3 | : | 0.5 | 0.6 |
| USA | 97.0 | 111.0 | 113.0 | 118.3 | 119.5 | 115.9 | 118.8 | 122.0 | 118.2 | 122.5 | 122.3 | : | : | 4.2 | 2.9 |
| J | 92.7 | 95.9 | 95.5 | 95.8 | 99.0 | 98.7 | 90.1 | 92.1 | 94.2 | 86.8 | 92.6 | : | : | -3.6 | -3.8 |

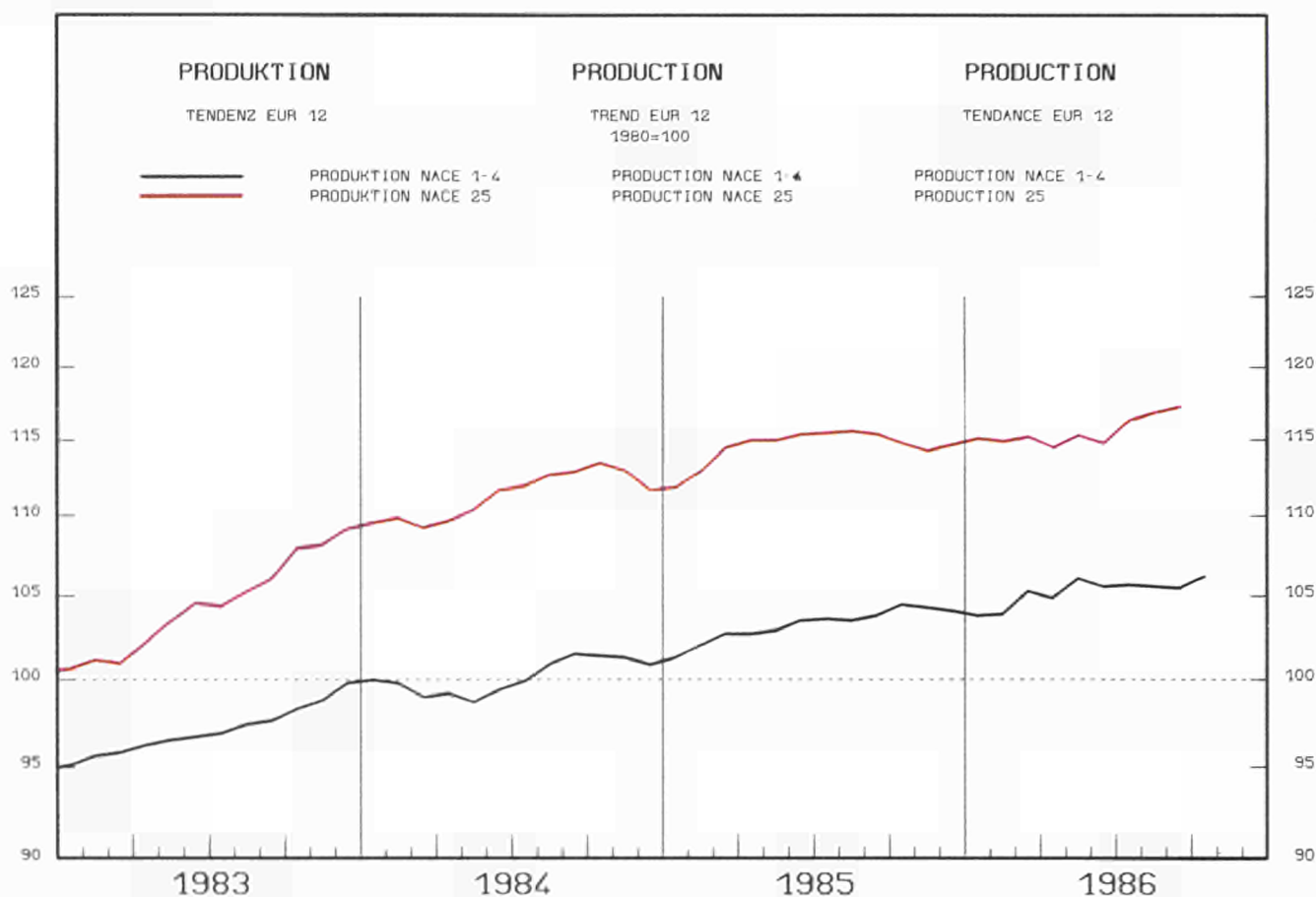
| EUR12 | SAISONBEREINIGT | | | SEASONALLY ADJUSTED | | | DESAISONNALISE | | | % | % | |
|-------|-----------------|-------|-------|---------------------|-------|-------|----------------|-------|-------|-------|------|-------|
| | 87.6 | 89.1 | 86.6 | 86.6 | 87.6 | 89.7 | 88.0 | 88.7 | 89.0 | | | |
| B | 73.8 | 71.0 | 79.2 | 68.6 | 66.4 | 80.2 | 84.9 | 74.1 | : | : | 18.9 | -12.7 |
| DK | 99.6 | 114.1 | 104.7 | 107.3 | 110.4 | 104.7 | 106.1 | 107.2 | 105.5 | 100.9 | -2.4 | -4.4 |
| D | 84.0 | 89.7 | 83.9 | 85.4 | 85.8 | 89.3 | 87.1 | 88.1 | 89.3 | 87.3 | 0.9 | -2.2 |
| GR | 96.0 | 98.4 | 97.0 | 78.1 | 92.1 | 113.8 | 98.3 | 95.2 | 94.1 | : | 1.3 | -1.2 |
| E | 88.0 | 88.5 | 88.6 | 90.7 | 92.1 | : | : | : | : | : | : | : |
| F | 86.1 | 86.8 | 81.2 | 83.5 | 85.6 | 86.7 | 88.7 | 85.1 | 85.0 | 82.3 | -3.3 | -3.2 |
| IRL | 99.4 | 97.9 | 110.6 | 81.5 | 85.7 | 82.1 | 82.5 | 82.8 | : | : | -1.8 | 0.3 |
| I | 88.9 | 89.1 | 87.1 | 86.6 | 84.5 | 86.5 | 86.1 | 86.2 | 85.7 | : | 0.2 | -0.5 |
| L | 136.8 | 150.9 | 146.4 | 168.5 | 160.5 | : | : | : | : | : | : | : |
| NL | 94.0 | 95.1 | 94.6 | 95.4 | 98.0 | : | : | : | : | : | : | : |
| P | 123.7 | 126.7 | 125.2 | 126.2 | : | : | : | : | : | : | : | : |
| UK | 95.3 | 95.0 | 96.1 | 95.3 | 98.4 | 96.6 | 98.0 | 98.8 | 97.6 | 99.1 | 0.9 | 1.5 |
| EUR10 | 87.6 | 89.2 | 86.4 | 86.1 | 87.0 | 89.4 | 88.4 | 87.7 | 88.4 | : | 0.8 | 0.8 |
| USA | 114.7 | 113.4 | 114.0 | 117.4 | 118.0 | 116.8 | 116.8 | 118.6 | : | : | -0.6 | 1.5 |
| J | 95.2 | 94.9 | 94.4 | 91.8 | 91.1 | 92.2 | 91.4 | 92.0 | : | : | 0.3 | 0.7 |



| 1983 | | | 1984 | | | 1985 | | | 1986 | | | %A | %B |
|------|----|----|------|----|----|------|----|----|------|--|--|----|----|
| 09 | 10 | 11 | 05 | 06 | 07 | 08 | 09 | 10 | 11 | | | | |

| EUR12 | PRODUKTIONSINDIZES PRO ARBEITSTAG | | | INDICES OF PRODUCTION PER WORKING DAY | | | INDICES DE PRODUCTION PAR JOUR OUVRABLE | | | % | % | | | | |
|-------|--------------------------------------|-------|-------|--|-------|-------|--|-------|-------|-------|-------|-------|-------|------|------|
| | 1983 | 1984 | 1985 | 1985 | 1986 | 1986 | 1986 | 1986 | 1986 | | | | | | |
| EUR12 | 105.2 | 111.4 | 114.6 | 116.5 | 118.0 | 117.6 | 117.4 | 120.5 | 113.1 | 90.6 | 118.0 | 119.1 | 1.2 | 1.9 | |
| B | 106.0 | 111.9 | 114.0 | 115.2 | 116.7 | 120.4 | 119.2 | 116.5 | 93.6 | 114.7 | 115.9 | : | 2.5 | 3.2 | |
| DK | 115.8 | 120.7 | 126.3 | 127.1 | 140.1 | 125.1 | 141.1 | 151.1 | 112.1 | 127.1 | 141.1 | 137.1 | 127.1 | 3.8 | 3.3 |
| D | 103.2 | 108.7 | 110.9 | 109.8 | 112.0 | 111.0 | 109.5 | 114.2 | 108.3 | 99.8 | 107.4 | 110.8 | 111.5 | -1.4 | -0.9 |
| GR | 105.5 | 114.0 | 121.6 | 131.3 | 128.7 | 138.7 | 120.9 | 123.2 | 128.9 | 67.5 | 119.8 | 122.2 | : | -0.7 | -6.2 |
| E | 98.3 | 103.2 | 105.8 | 106.1 | 123.0 | 114.2 | 114.6 | 113.4 | : | : | : | : | : | 4.8 | : |
| F | 108.2 | 113.4 | 115.2 | 117.7 | 118.3 | 116.3 | 119.8 | 123.6 | 113.3 | 96.5 | 121.6 | 121.6 | 123.4 | 2.8 | 4.1 |
| IRL | 128.0 | 158.7 | 161.6 | 159.1 | 142.2 | 137.3 | 142.9 | 132.5 | 125.4 | 138.1 | 147.0 | : | : | -7.4 | -0.2 |
| I | 100.3 | 106.3 | 110.6 | 117.7 | 113.8 | 118.7 | 117.4 | 121.7 | 117.4 | 50.3 | 115.0 | 116.0 | : | 1.9 | -1.0 |
| L | 101.0 | 117.7 | 142.7 | 128.4 | 185.8 | 150.9 | 119.1 | 221.1 | : | : | : | : | : | 22.2 | : |
| NL | 120.2 | 131.3 | 133.5 | 131.0 | 130.0 | 132.0 | 131.0 | 132.0 | 131.0 | 126.0 | 130.0 | 135.0 | 134.0 | -1.6 | 1.5 |
| P | 105.4 | 111.9 | 120.6 | 107.9 | 127.4 | 128.1 | 168.4 | : | : | : | : | : | : | 29.1 | : |
| UK | 107.4 | 114.0 | 119.1 | 123.2 | 120.7 | 121.5 | 116.6 | 124.1 | 114.9 | 109.7 | 126.6 | 126.5 | 123.7 | 0.1 | 3.1 |
| EUR10 | 106.0 | 112.3 | 115.5 | 117.8 | 117.4 | 117.8 | 117.0 | 121.3 | 113.1 | 90.6 | 118.0 | 119.1 | : | 0.3 | 0.6 |
| USA | 107.1 | 114.3 | 119.5 | 127.6 | 121.7 | 119.3 | 124.2 | 129.6 | 128.9 | 127.7 | 132.1 | : | : | 4.4 | 5.1 |
| J | 95.5 | 105.1 | 105.7 | 105.2 | 107.1 | 106.2 | 101.7 | 100.9 | 103.9 | 101.5 | 104.2 | : | : | -1.1 | -2.1 |

| EUR12 | SAISONBEREINIGT | | | SEASONALLY ADJUSTED | | | DESAISONNALISE | | | % | % | |
|-------|-----------------|-------|-------|---------------------|-------|-------|----------------|-------|-------|-------|------|-------|
| | 1983 | 1984 | 1985 | 1985 | 1986 | 1986 | 1986 | 1986 | 1986 | | | |
| EUR12 | 114.8 | 115.4 | 114.0 | 113.7 | 114.8 | 115.1 | 117.4 | 116.2 | 116.3 | : | 1.8 | 0.1 |
| B | 114.2 | 113.9 | 113.8 | 114.7 | 116.2 | 114.2 | 123.5 | 115.2 | : | : | 1.9 | -6.7 |
| DK | 124.5 | 133.1 | 122.7 | 137.6 | 139.9 | 129.5 | 130.5 | 138.1 | 129.4 | 125.6 | -1.7 | -2.9 |
| D | 110.3 | 112.2 | 109.8 | 109.2 | 111.1 | 111.0 | 107.9 | 108.0 | 110.4 | 109.6 | -0.6 | -0.7 |
| GR | 125.8 | 123.7 | 125.9 | 115.9 | 124.4 | 122.9 | 109.8 | 114.7 | 116.4 | : | -6.1 | 1.5 |
| E | 106.6 | 113.9 | 107.1 | 107.7 | 108.0 | : | : | : | : | : | : | : |
| F | 116.7 | 116.8 | 113.6 | 114.1 | 116.4 | 117.6 | 121.2 | 119.8 | 119.9 | 120.8 | 1.5 | 0.7 |
| IRL | 173.5 | 161.3 | 147.6 | 139.9 | 130.7 | 135.0 | 181.9 | 156.8 | : | : | 4.5 | -13.8 |
| I | 112.6 | 108.1 | 110.6 | 107.4 | 111.1 | 111.0 | 106.4 | 109.5 | 109.6 | : | -1.2 | 0.1 |
| L | 120.8 | 159.6 | 145.0 | 129.9 | 205.2 | : | : | : | : | : | : | : |
| NL | 132.6 | 134.2 | 134.4 | 129.0 | 125.3 | 131.4 | 134.5 | 130.8 | 137.2 | 135.1 | 3.1 | -1.5 |
| P | 116.2 | 126.9 | 123.6 | 169.5 | : | : | : | : | : | : | : | : |
| UK | 118.9 | 116.7 | 117.0 | 118.0 | 119.0 | 119.8 | 120.8 | 122.3 | 121.5 | 118.7 | 0.8 | -2.3 |
| EUR10 | 115.9 | 115.5 | 114.7 | 113.6 | 115.3 | 115.7 | 115.4 | 115.7 | 116.8 | : | 1.0 | 0.9 |
| USA | 121.7 | 119.6 | 121.0 | 124.1 | 125.5 | 126.8 | 125.4 | 125.9 | : | : | 1.0 | 0.4 |
| J | 104.3 | 106.9 | 105.2 | 101.9 | 105.0 | 104.4 | 101.3 | 103.7 | : | : | -0.8 | 2.3 |



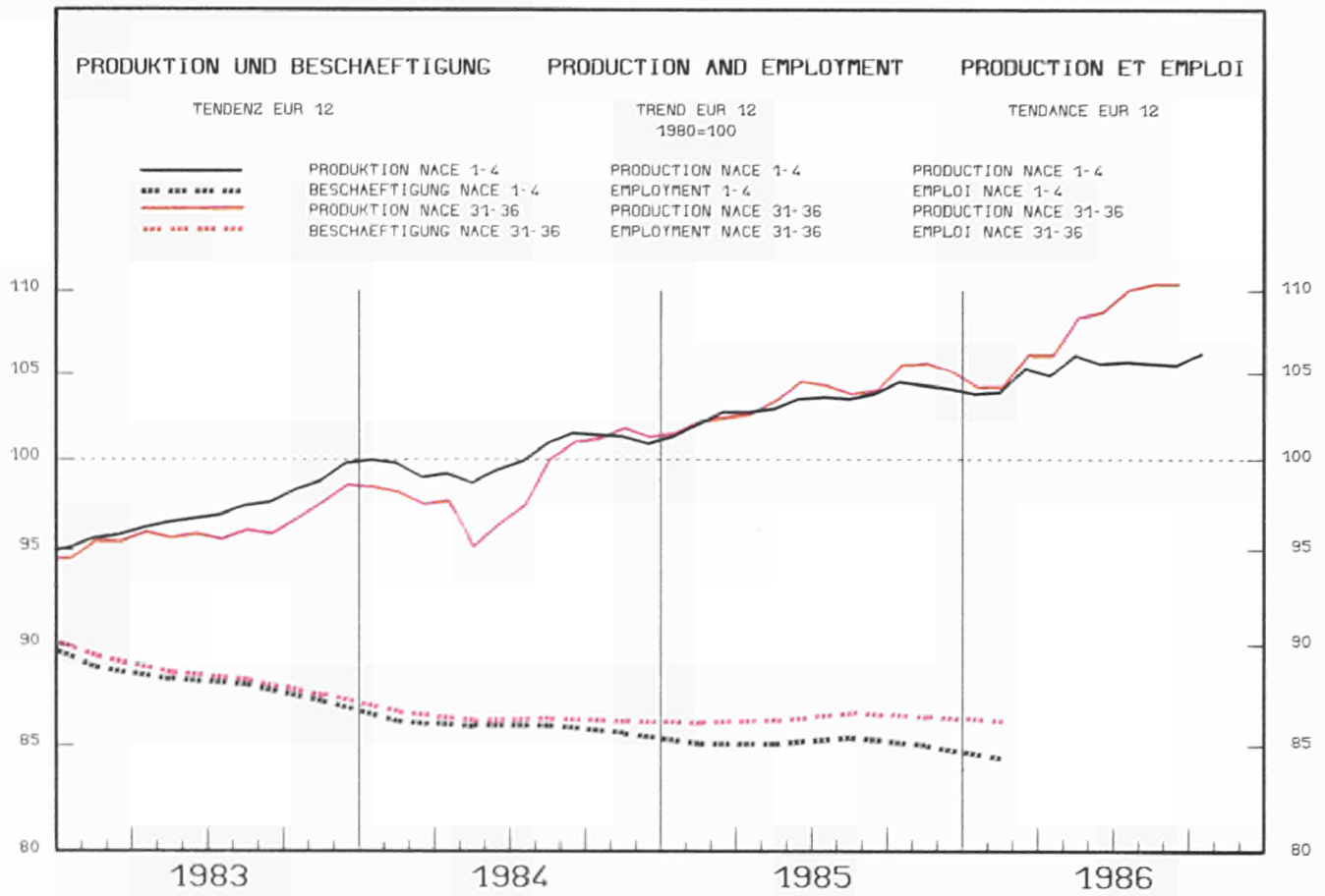
| 1983 | 1984 | 1985 | 1985 | | | 1986 | | | | | %A | %B | | |
|------|------|------|------|----|----|------|----|----|----|----|----|----|--|--|
| | | | 09 | 10 | 11 | 05 | 06 | 07 | 08 | 09 | 10 | 11 | | |

| PRODUKTIONSINDIZES PRO ARBEITSTAG | | | | INDICES OF PRODUCTION PER WORKING DAY | | | | | | | | | INDICES DE PRODUCTION PAR JOUR OUVRABLE | | | |
|--------------------------------------|-------|-------|--------|--|--------|--------|--------|-------|-------|-------|-------|-------|--|------|------|--|
| EUR12 | 105.3 | 111.5 | 114.7 | 116.9 | 117.8 | 117.6 | 117.0 | 121.0 | 114.5 | 91.9 | 118.7 | 119.7 | : | 1.2 | 2.3 | |
| B | 107.0 | 112.5 | 114.8 | 116.1 | 117.6 | 121.2 | 119.1 | 116.5 | 93.9 | 115.4 | 115.9 | : | : | 2.2 | 2.9 | |
| DK | 115.8 | 120.7 | 126.3 | 127.1 | 140.1 | 125.1 | 141.1 | 151.1 | 112.1 | 127.1 | 141.1 | 137.1 | 127.1 | 3.8 | 3.3 | |
| D | 103.2 | 108.8 | 110.9 | 109.8 | 111.9 | 111.0 | 109.4 | 114.3 | 108.5 | 100.4 | 107.7 | 110.9 | 111.6 | -1.3 | -0.8 | |
| GR | 104.9 | 114.2 | 122.0 | 132.0 | 129.4 | 139.5 | 120.6 | 123.1 | 129.8 | 64.8 | 119.5 | 121.9 | : | -1.1 | -6.9 | |
| E | 96.7 | 101.2 | 103.2 | 103.9 | 121.0 | 112.0 | 112.1 | 111.3 | : | : | : | : | : | 4.8 | : | |
| F | 109.0 | 114.5 | 117.1 | 119.5 | 118.8 | 117.4 | 122.4 | 126.8 | 118.4 | 103.0 | 124.4 | 123.3 | 126.0 | 3.8 | 5.1 | |
| IRL | 128.0 | 158.7 | 161.6 | 159.1 | 142.2 | 137.3 | 142.9 | 132.5 | 125.4 | 138.1 | 147.0 | : | : | -7.4 | -0.2 | |
| I | 99.9 | 105.8 | 109.7 | 117.0 | 112.7 | 118.0 | 116.5 | 120.8 | 117.1 | 48.9 | 113.9 | 115.2 | : | 1.8 | -1.0 | |
| L | : | : | : | : | : | : | : | : | : | : | : | : | : | : | : | |
| NL | 120.2 | 131.5 | 133.5 | 131.0 | 130.0 | 132.0 | 131.0 | 132.0 | 131.0 | 126.0 | 130.0 | 135.0 | 134.0 | -1.6 | 1.5 | |
| P | : | : | 1148.7 | 1005.1 | 1225.4 | 1226.9 | 1684.5 | : | : | : | : | : | : | : | : | |
| UK | 108.3 | 115.0 | 120.4 | 124.5 | 122.1 | 122.8 | 117.9 | 125.5 | 116.4 | 111.4 | 128.4 | 128.3 | 125.4 | 0.2 | 3.4 | |
| EUR10 | 106.2 | 112.6 | 115.9 | 118.3 | 117.5 | 118.1 | 117.6 | 122.0 | 114.5 | 91.9 | 118.7 | 119.7 | : | 0.5 | 0.9 | |
| USA | - | - | - | - | - | - | - | - | - | - | - | - | - | - | - | |
| J | - | - | - | - | - | - | - | - | - | - | - | - | - | - | - | |

| SAISONBEREINIGT | | | | SEASONALLY ADJUSTED | | | | | | | | | DESAISONNALISE | | | |
|-----------------|--|--|--|---------------------|-------|-------|-------|-------|-------|-------|-------|-------|----------------|------|-------|--|
| EUR12 | | | | 115.0 | 115.3 | 113.9 | 113.4 | 115.1 | 115.7 | 117.9 | 116.5 | 116.9 | : | 2.1 | 0.4 | |
| B | | | | 115.0 | 114.7 | 114.4 | 114.9 | 116.3 | 114.6 | 124.1 | 115.1 | : | : | 2.1 | -7.2 | |
| DK | | | | 124.5 | 133.1 | 122.7 | 137.6 | 139.9 | 129.5 | 130.5 | 138.1 | 129.4 | 125.6 | -1.7 | -2.9 | |
| D | | | | 110.2 | 112.2 | 109.8 | 109.2 | 111.2 | 111.0 | 108.2 | 108.2 | 110.5 | 109.7 | -0.6 | -0.7 | |
| GR | | | | 126.2 | 124.1 | 126.2 | 115.4 | 124.4 | 123.3 | 109.2 | 114.1 | 115.9 | : | -6.6 | 1.5 | |
| E | | | | 103.3 | 111.8 | 104.8 | 105.3 | 106.4 | : | : | : | : | : | : | : | |
| F | | | | 118.6 | 118.2 | 115.2 | 117.1 | 119.6 | 120.8 | 124.3 | 122.8 | 122.7 | 124.0 | 1.3 | 1.0 | |
| IRL | | | | 173.5 | 161.3 | 147.6 | 139.9 | 130.7 | 135.0 | 181.9 | 156.8 | : | : | 4.5 | -13.8 | |
| I | | | | 111.6 | 106.9 | 109.5 | 106.5 | 110.2 | 110.1 | 105.5 | 108.3 | 108.6 | : | -1.3 | 0.3 | |
| L | | | | : | : | : | : | : | : | : | : | : | : | : | : | |
| NL | | | | 132.6 | 134.2 | 134.4 | 129.0 | 125.3 | 131.4 | 134.5 | 130.8 | 137.2 | 135.1 | 3.1 | -1.5 | |
| P | | | | : | : | : | : | : | : | : | : | : | : | : | : | |
| UK | | | | 120.2 | 118.0 | 118.2 | 119.4 | 120.5 | 121.4 | 122.2 | 124.1 | 123.2 | 120.3 | 1.0 | -2.4 | |
| EUR10 | | | | 116.2 | 115.7 | 114.8 | 114.3 | 116.0 | 116.4 | 116.0 | 116.3 | 117.5 | : | 0.9 | 1.0 | |
| USA | | | | - | - | - | - | - | - | - | - | - | - | - | - | |
| J | | | | - | - | - | - | - | - | - | - | - | - | - | - | |

1980 = 100

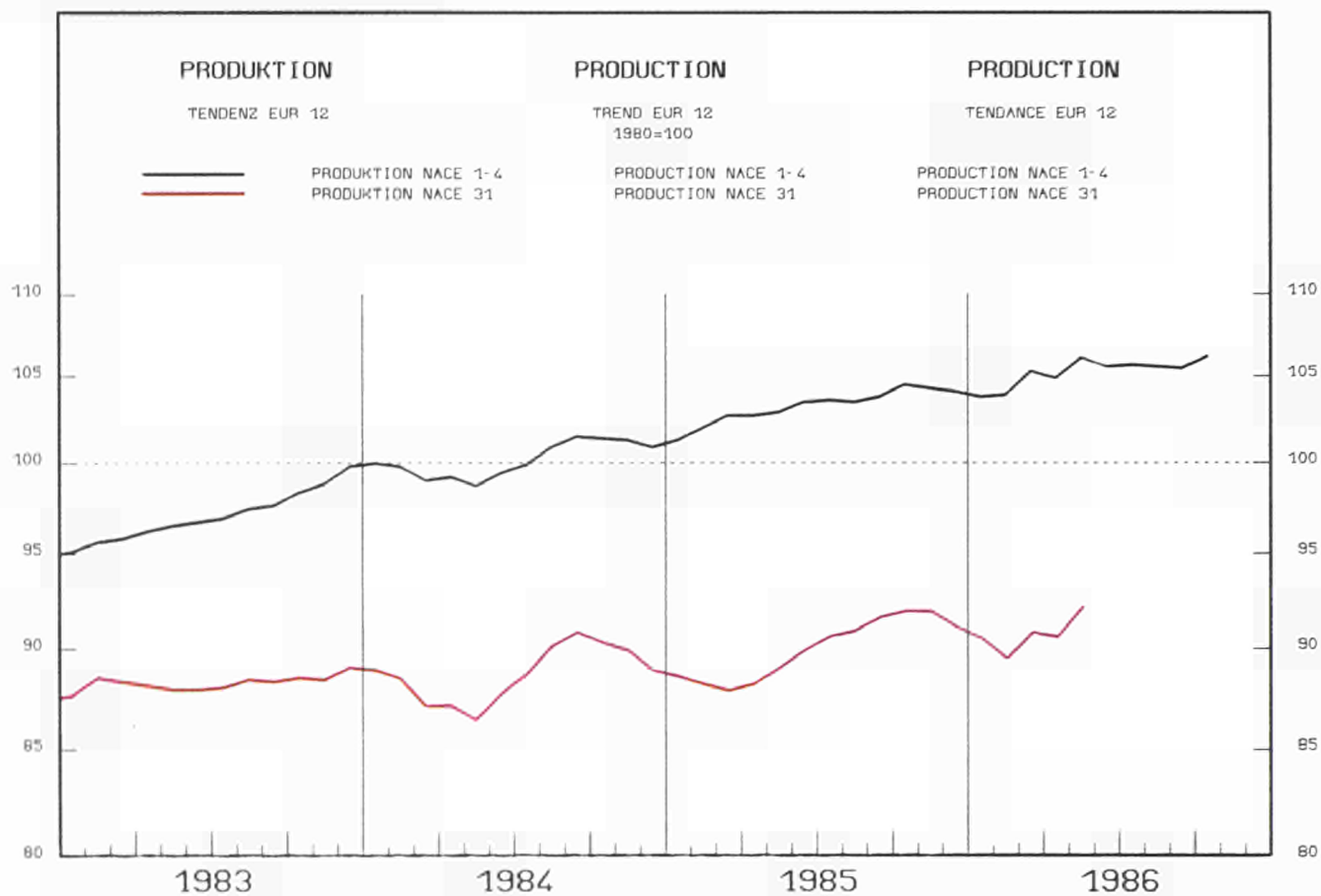
| | 1983 | 1984 | 1985 | 1985 | | | | 1986 | | | | 1985 | 1986 | 1985 | 1986 | | | | |
|------------------------|-------|-------|-------|---------------------|-------|-------|-------|-------|-------|-------|-------|-------------------------|-------|-------|-------|-----|----|-----|------|
| | | | | IV. | I. | II. | III. | IV. | I. | II. | III. | | | | | IV. | I. | II. | III. |
| | | | | | | | | | | | | | | SB | - | ADJ | - | CVS | |
| AUSFUHR | | | | EXPORTS | | | | | | | | EXPORTATIONS | | | | | | | |
| EUR12 | | | | | | | | | | | | | | | | | | | |
| UEBL | 131.4 | 152.9 | 166.1 | 158.5 | 166.0 | 170.1 | 159.6 | 168.8 | 167.5 | 162.7 | - | 167.3 | 162.1 | 161.2 | : | | | | |
| DK | 173.9 | 206.3 | 225.9 | 226.4 | 248.9 | 218.5 | 216.0 | 220.1 | 225.0 | 232.1 | - | 220.7 | 214.4 | 230.9 | : | | | | |
| D | 143.1 | 169.7 | 183.6 | 173.6 | 189.7 | 189.1 | 181.8 | 173.8 | 186.2 | 186.0 | - | 177.2 | 179.3 | 182.9 | : | | | | |
| GR | | | | | | | | | | | | | | | : | | | | |
| E | | | | | | | | | | | | | | | : | | | | |
| F | 115.7 | 137.1 | 167.8 | 143.1 | 146.8 | 157.6 | 141.8 | 225.0 | 147.2 | 142.6 | - | 213.5 | 152.7 | 139.1 | : | | | | |
| IRL | 190.0 | 258.6 | 295.1 | 265.9 | 336.7 | 309.0 | 264.1 | 270.6 | 306.3 | 300.0 | - | 290.5 | 287.5 | 283.8 | : | | | | |
| I | 144.2 | 180.2 | 195.8 | 211.4 | 198.3 | 198.5 | 159.4 | 226.8 | 183.4 | 183.6 | - | 210.9 | 183.4 | 183.4 | : | | | | |
| NL | 139.5 | 164.7 | 174.6 | 165.4 | 181.9 | 179.3 | 169.7 | 167.3 | 179.4 | 164.1 | - | 172.2 | 171.2 | 160.4 | : | | | | |
| P | | | | | | | | | | | | | | | : | | | | |
| UK | 131.6 | 153.4 | 175.6 | 165.6 | 172.6 | 191.2 | 166.5 | 172.0 | 155.1 | 173.0 | - | 174.0 | 157.9 | 163.2 | : | | | | |
| EUR10 | 136.2 | 162.7 | 179.3 | 173.9 | 180.5 | 182.4 | 170.2 | 184.0 | - | - | - | 181.6 | : | : | : | | | | |
| EINFUHR | | | | IMPORTS | | | | | | | | IMPORTATIONS | | | | | | | |
| EUR12 | | | | | | | | | | | | | | | | | | | |
| UEBL | 138.9 | 167.0 | 182.2 | 167.4 | 184.2 | 186.9 | 171.5 | 186.2 | 190.9 | 178.0 | - | 186.7 | 185.1 | 172.6 | : | | | | |
| DK | 145.3 | 176.9 | 188.1 | 178.5 | 194.9 | 198.6 | 174.0 | 184.8 | 183.3 | 205.5 | - | 188.3 | 178.1 | 190.6 | : | | | | |
| D | 145.4 | 168.7 | 188.8 | 174.4 | 186.7 | 190.4 | 188.4 | 189.8 | 186.5 | 190.0 | - | 192.7 | 184.2 | 186.8 | : | | | | |
| GR | | | | | | | | | | | | | | | : | | | | |
| E | | | | | | | | | | | | | | | : | | | | |
| F | 135.8 | 158.8 | 178.7 | 165.7 | 188.4 | 185.5 | 159.6 | 181.4 | 194.1 | 178.4 | - | 181.4 | 180.4 | 172.2 | : | | | | |
| IRL | 143.6 | 173.0 | 187.8 | 186.2 | 214.7 | 199.0 | 162.2 | 175.4 | 199.8 | 187.5 | - | 184.9 | 176.1 | 183.7 | : | | | | |
| I | 141.0 | 171.2 | 194.7 | 189.7 | 187.9 | 206.7 | 168.9 | 215.3 | 214.0 | 201.9 | - | 210.3 | 207.8 | 194.0 | : | | | | |
| NL | 136.6 | 176.5 | 203.7 | 182.3 | 205.1 | 211.4 | 203.3 | 195.2 | 196.6 | 191.7 | - | 200.1 | 193.2 | 186.9 | : | | | | |
| P | | | | | | | | | | | | | | | : | | | | |
| UK | 164.9 | 199.0 | 214.0 | 194.9 | 210.1 | 224.7 | 216.6 | 204.7 | 202.4 | 211.3 | - | 213.4 | 198.9 | 206.6 | : | | | | |
| EUR10 | 149.0 | 181.5 | 204.1 | 189.5 | 206.3 | 213.4 | 196.0 | 200.8 | - | - | - | 205.6 | : | : | : | | | | |
| LOEHNE UND GEAELTER | | | | WAGES AND SALARIES | | | | | | | | SALAIRES ET TRAITEMENTS | | | | | | | |
| EUR12 | | | | | | | | | | | | | | | | | | | |
| B | - | - | - | - | - | - | - | - | - | - | - | - | - | - | - | - | - | - | |
| DK | 131.5 | 144.7 | 161.3 | 151.6 | 155.2 | 165.2 | 156.5 | 168.3 | 172.0 | 180.1 | 169.8 | 166.6 | 172.6 | 174.3 | 177.4 | | | | |
| D | - | - | - | - | - | - | - | - | - | - | - | - | - | - | - | - | - | - | |
| GR | - | - | - | - | - | - | - | - | - | - | - | - | - | - | - | - | - | - | |
| E | - | - | - | - | - | - | - | - | - | - | - | - | - | - | - | - | - | - | |
| F | 130.1 | 137.2 | : | 138.4 | 141.5 | : | : | : | : | : | : | : | : | : | : | : | : | : | |
| IRL | - | - | - | - | - | - | - | - | - | - | - | - | - | - | - | - | - | - | |
| I | - | - | - | - | - | - | - | - | - | - | - | - | - | - | - | - | - | - | |
| NL | 115.3 | 144.4 | 177.7 | 192.9 | 164.3 | 171.8 | 174.4 | 200.5 | 173.1 | 176.1 | : | 182.4 | 182.6 | 183.2 | : | | | | |
| P | - | - | - | - | - | - | - | - | - | - | - | - | - | - | - | - | - | - | |
| UK | 118.2 | 126.3 | 138.4 | 134.3 | 131.9 | 135.3 | 140.1 | 146.1 | 141.6 | 145.2 | : | 142.7 | 144.7 | 147.2 | : | | | | |
| ABHAENIG BESCHAEFTEGTE | | | | NUMBER OF EMPLOYEES | | | | | | | | NOMBRE DE SALARIES | | | | | | | |
| EUR12 | | | | | | | | | | | | | | | | | | | |
| B | - | - | - | - | - | - | - | - | - | - | - | - | - | - | - | - | - | - | |
| DK | 96.0 | 99.3 | 106.2 | 101.3 | 104.3 | 106.2 | 107.0 | 107.0 | 106.9 | 108.6 | 110.1 | 107.3 | 108.1 | 108.6 | 109.6 | | | | |
| D | - | - | - | - | - | - | - | - | - | - | - | - | - | - | - | - | - | - | |
| GR | - | - | - | - | - | - | - | - | - | - | - | - | - | - | - | - | - | - | |
| E | - | - | - | - | - | - | - | - | - | - | - | - | - | - | - | - | - | - | |
| F | 94.5 | 93.9 | 92.7 | 92.9 | 93.1 | 93.2 | 92.4 | 92.0 | 92.1 | : | : | 92.4 | 92.1 | : | : | | | | |
| IRL | - | - | - | - | - | - | - | - | - | - | - | - | - | - | - | - | - | - | |
| I | - | - | - | - | - | - | - | - | - | - | - | - | - | - | - | - | - | - | |
| NL | 95.8 | 112.5 | 123.8 | 125.7 | 123.4 | 122.7 | 124.8 | 124.5 | 124.5 | 123.0 | : | 123.9 | 125.8 | 124.6 | : | | | | |
| P | - | - | - | - | - | - | - | - | - | - | - | - | - | - | - | - | - | - | |
| UK | 85.3 | 84.0 | 84.7 | 84.2 | 84.4 | 84.4 | 85.0 | 85.0 | 84.1 | 84.0 | : | 85.0 | 84.6 | 84.3 | : | | | | |



| 1983 | 1984 | 1985 | 1985 | | | 1986 | | | | | %A | %B | | |
|------|------|------|------|----|----|------|----|----|----|----|----|----|--|--|
| | | | 09 | 10 | 11 | 05 | 06 | 07 | 08 | 09 | 10 | 11 | | |

| EUR12 | PRODUKTIONSINDIZES PRO ARBEITSTAG | | | INDICES OF PRODUCTION PER WORKING DAY | | | INDICES DE PRODUCTION PAR JOUR OUVRABLE | | | | | | % | % | |
|-------|--------------------------------------|-------|-------|--|-------|-------|--|-------|-------|-------|-------|-------|-------|------|------|
| | 97.1 | 99.1 | 104.3 | 110.4 | 112.9 | 117.8 | 107.2 | 115.8 | 103.7 | 71.3 | 118.0 | 118.3 | | | : |
| B | 101.4 | 100.9 | 106.3 | 116.1 | 109.6 | 123.6 | 119.1 | 120.4 | 85.1 | 94.4 | 113.7 | : | : | 5.9 | 1.7 |
| DK | 102.2 | 113.9 | 123.1 | 147.8 | 136.8 | 140.8 | 126.8 | 142.8 | 77.9 | 125.8 | 140.8 | 135.8 | 131.8 | 3.0 | -4.0 |
| D | 98.5 | 101.8 | 112.6 | 119.8 | 125.2 | 128.6 | 115.8 | 124.3 | 107.5 | 92.5 | 125.3 | 126.6 | 128.3 | 4.4 | 1.7 |
| GR | 95.4 | 88.8 | 84.6 | 85.0 | 93.3 | 89.3 | 87.2 | 87.2 | 84.3 | 52.1 | 86.2 | 89.1 | : | 1.6 | -3.4 |
| E | 95.4 | 92.9 | 96.9 | 104.1 | 124.0 | 115.6 | 108.3 | 113.9 | : | : | : | : | : | 8.2 | : |
| F | 99.1 | 98.7 | 99.2 | 104.4 | 105.7 | 114.1 | 98.8 | 110.3 | 110.3 | 67.1 | 122.2 | 123.7 | 106.7 | 5.8 | 8.7 |
| IRL | 129.9 | 167.2 | 172.4 | 180.6 | 159.2 | 194.1 | 183.6 | 216.8 | 156.7 | 149.3 | 204.5 | : | : | 4.1 | 10.4 |
| I | 91.6 | 93.1 | 95.7 | 103.1 | 101.2 | 110.4 | 107.3 | 113.1 | 103.9 | 31.0 | 107.9 | 108.1 | : | 4.9 | 4.9 |
| L | 101.9 | 139.4 | 150.7 | 151.8 | 175.0 | 167.9 | 175.3 | 156.2 | : | : | : | : | : | 7.6 | : |
| NL | 99.3 | 105.3 | 108.8 | 110.0 | 119.0 | 116.0 | 116.0 | 119.0 | : | : | : | : | : | 2.5 | : |
| P | 106.7 | 91.1 | 90.6 | 82.7 | 99.6 | 102.2 | 112.9 | : | : | : | : | : | : | 3.1 | : |
| UK | 94.9 | 99.3 | 104.1 | 108.6 | 104.8 | 109.2 | 96.0 | 107.0 | 94.3 | 89.8 | 108.8 | 107.2 | 112.5 | -0.9 | 1.8 |
| EUR10 | 97.1 | 99.6 | 105.0 | 111.2 | 112.2 | 118.2 | 107.1 | 116.0 | 103.7 | 71.3 | 118.1 | 118.3 | : | 4.2 | 4.8 |
| USA | 99.8 | 116.3 | 119.8 | 122.5 | 121.2 | 120.8 | 118.6 | 121.0 | 117.0 | 119.8 | 123.0 | 122.2 | : | 0.2 | 0.3 |
| J | 98.0 | 108.4 | 114.2 | 123.8 | 114.9 | 115.3 | 104.9 | 110.2 | 110.8 | 101.8 | 112.1 | : | : | -3.0 | -8.2 |

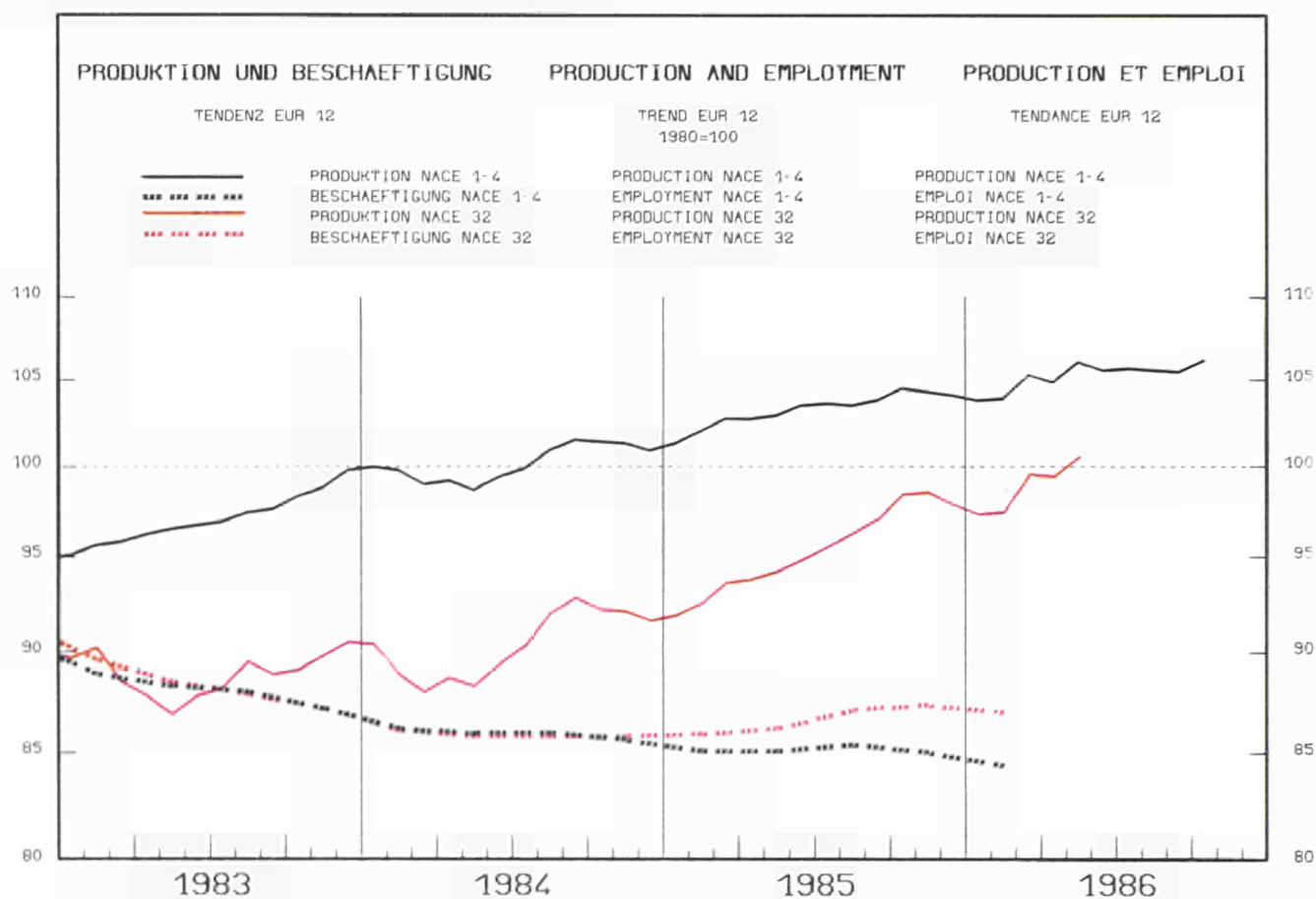
| EUR12 | SAISONBEREINIGT | | | SEASONALLY ADJUSTED | | | | | | DESAISONNALISE | | | | % | % |
|-------|-----------------|-------|-------|---------------------|-------|-------|-------|-------|-------|----------------|------|-------|---|---|---|
| | 103.4 | 105.6 | 106.9 | 104.2 | 110.3 | 111.1 | 108.0 | 111.4 | 111.4 | : | 1.6 | 0.0 | | | |
| B | 108.8 | 104.9 | 114.7 | 116.0 | 119.6 | 115.9 | 102.5 | 107.4 | : | : | -6.4 | 4.8 | | | |
| DK | 135.5 | 133.3 | 131.7 | 128.2 | 128.4 | 125.0 | 124.3 | 127.6 | 130.7 | 121.9 | 0.7 | -6.7 | | | |
| D | 113.5 | 118.7 | 119.5 | 116.4 | 124.5 | 119.2 | 113.7 | 118.9 | 119.1 | 118.0 | -0.4 | -0.9 | | | |
| GR | 79.8 | 89.7 | 82.2 | 82.6 | 83.8 | 94.5 | 77.2 | 82.4 | 84.7 | : | -6.4 | 2.8 | | | |
| E | 96.2 | 107.3 | 99.8 | 96.8 | 106.5 | : | : | : | : | : | : | : | : | | |
| F | 98.5 | 100.6 | 101.9 | 97.7 | 102.2 | 120.4 | 105.3 | 115.4 | 117.7 | 98.0 | 1.0 | -16.7 | | | |
| IRL | 166.7 | 161.8 | 178.9 | 182.8 | 192.6 | 179.3 | 188.0 | 188.0 | : | : | 0.3 | 0.0 | | | |
| I | 95.5 | 94.8 | 100.5 | 97.3 | 104.4 | 97.2 | 95.6 | 97.6 | 98.6 | : | -2.4 | 1.0 | | | |
| L | 150.0 | 158.7 | 161.7 | 170.9 | 152.3 | : | : | : | : | : | : | : | : | | |
| NL | 110.6 | 108.9 | 109.2 | 112.1 | 113.3 | : | : | : | : | : | : | : | : | | |
| P | 87.5 | 90.1 | 91.1 | 103.6 | : | : | : | : | : | : | : | : | : | | |
| UK | 104.0 | 103.1 | 102.4 | 101.2 | 100.6 | 102.8 | 102.0 | 104.2 | 104.1 | 104.1 | 2.3 | - | | | |
| EUR10 | 104.5 | 105.8 | 107.8 | 105.0 | 110.7 | 112.3 | 104.9 | 111.4 | 111.8 | : | 0.0 | 0.4 | | | |
| USA | 119.4 | 118.7 | 120.3 | 119.0 | 118.5 | 119.7 | 119.8 | 119.9 | 119.5 | : | 0.6 | -0.3 | | | |
| J | 117.9 | 114.8 | 115.2 | 107.4 | 107.7 | 108.5 | 106.8 | 106.8 | : | : | -0.8 | - | | | |



| 1983 | 1984 | 1985 | 1985 | | | 1986 | | | | | %A | %B | | |
|------|------|------|------|----|----|------|----|----|----|----|----|----|--|--|
| | | | 09 | 10 | 11 | 05 | 06 | 07 | 08 | 09 | 10 | 11 | | |

| EUR12 | PRODUKTIONSINDIZES PRO ARBEITSTAG | | | INDICES OF PRODUCTION PER WORKING DAY | | | | | | INDICES DE PRODUCTION PAR JOUR OUVRABLE | | | | | | |
|-------|--------------------------------------|-------|-------|--|-------|-------|-------|-------|-------|--|-------|-------|-------|-------|------|-------|
| | 89.5 | 89.4 | 90.9 | 91.9 | 100.7 | 100.3 | 93.5 | 98.0 | : | : | : | : | : | : | 1.9 | |
| B | 94.8 | 96.5 | 98.2 | 109.3 | 101.5 | 113.0 | 105.8 | 108.1 | 78.4 | 86.6 | 98.5 | : | : | : | 1.9 | -5.0 |
| DK | 96.2 | 118.2 | 133.1 | 197.2 | 145.1 | 154.1 | 133.1 | 150.1 | 80.1 | 139.1 | 163.1 | 153.1 | 146.1 | : | -1.1 | -6.9 |
| D | 89.3 | 90.3 | 94.8 | 100.8 | 107.5 | 103.3 | 96.1 | 103.5 | 89.7 | 78.4 | 102.9 | 109.5 | 101.5 | 101.5 | 2.6 | 0.7 |
| GR | 102.9 | 97.9 | 90.4 | 89.2 | 94.7 | 96.5 | 97.5 | 121.9 | 106.0 | 61.9 | 108.5 | 113.9 | : | : | 14.6 | 13.1 |
| F | 93.6 | 86.6 | 88.2 | 95.1 | 112.1 | 101.2 | 93.0 | 98.1 | : | : | : | : | : | : | 7.8 | -0.5 |
| I | 91.4 | 89.2 | 90.0 | 77.3 | 97.8 | 97.8 | 93.8 | 95.8 | : | : | : | : | : | : | 7.8 | -0.5 |
| IRL | 76.0 | 76.7 | 78.7 | 78.9 | 80.5 | 83.4 | 72.6 | 75.5 | 70.3 | 47.5 | 76.6 | : | : | : | -7.7 | -10.1 |
| I | 79.6 | 77.4 | 77.7 | 84.5 | 83.6 | 88.6 | 83.9 | 87.0 | 81.1 | 19.7 | 81.0 | 82.4 | : | : | 0.6 | -2.9 |
| L | 146.5 | 244.8 | 255.0 | 257.8 | 250.6 | 270.5 | 291.1 | 288.1 | : | : | : | : | : | : | 2.9 | 3.3 |
| NL | 87.4 | 93.8 | 99.3 | 100.9 | 111.9 | 108.9 | 105.9 | 107.9 | : | : | : | : | : | : | 3.2 | 3.2 |
| P | 92.4 | 86.7 | 77.6 | 73.1 | 76.2 | 81.4 | 136.8 | : | : | : | : | : | : | : | 3.2 | 3.2 |
| UK | 95.1 | 101.0 | 99.1 | 101.4 | 104.6 | 107.3 | 90.2 | 100.4 | 90.0 | 83.9 | 98.1 | 102.5 | 104.4 | : | -3.0 | -2.6 |
| EUR10 | 89.1 | 89.7 | 91.3 | 91.8 | 99.9 | 100.4 | 93.1 | 98.0 | : | : | : | : | : | : | 1.3 | |
| USA | 87.5 | 100.8 | 105.4 | 107.9 | 107.2 | 106.1 | 104.3 | 106.5 | 102.5 | 105.4 | 107.1 | 105.3 | : | : | 0.2 | -1.3 |
| J | 94.0 | 98.1 | 98.7 | 100.2 | 102.6 | 103.0 | 94.5 | 99.3 | 102.6 | 92.6 | 98.7 | : | : | : | -2.2 | -1.5 |

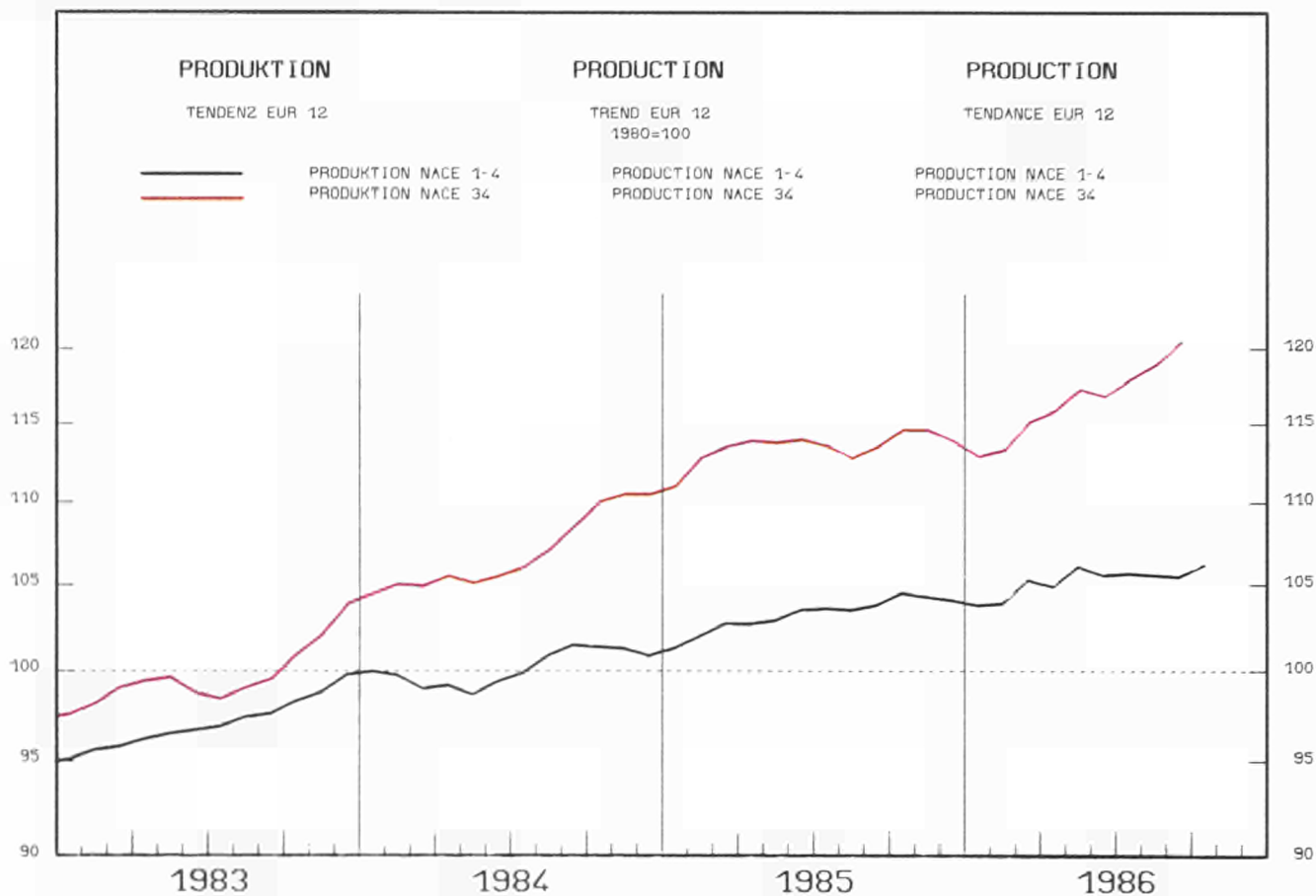
| EUR12 | SAISONBEREINIGT | | | SEASONALLY ADJUSTED | | | | | | DESAISONNALISE | | | | | | |
|-------|-----------------|-------|-------|---------------------|-------|-------|-------|-------|-------|----------------|-----|-----|---|---|------|------|
| | 90.9 | 92.8 | 91.9 | 89.5 | 92.4 | : | : | : | : | : | : | : | : | : | : | |
| B | 100.8 | 97.2 | 105.6 | 102.8 | 103.5 | 104.2 | 89.4 | 91.2 | : | : | : | : | : | : | -7.7 | 2.0 |
| DK | 171.1 | 136.6 | 143.9 | 133.9 | 130.8 | 131.4 | 127.6 | 135.6 | 141.1 | 132.8 | : | : | : | : | 5.1 | -5.9 |
| D | 95.4 | 100.4 | 96.0 | 96.0 | 100.4 | 101.4 | 93.4 | 97.8 | 100.9 | 94.7 | : | : | : | : | -0.6 | -6.1 |
| GR | 76.8 | 87.9 | 92.9 | 88.6 | 110.0 | 115.0 | 82.0 | 98.6 | 107.1 | : | : | : | : | : | -8.3 | 8.6 |
| E | 86.4 | 99.7 | 90.9 | 83.1 | 91.2 | : | : | : | : | : | : | : | : | : | : | : |
| F | 90.5 | 91.8 | 91.8 | 90.1 | 90.1 | : | : | : | : | : | : | : | : | : | : | : |
| IRL | 74.8 | 77.5 | 78.6 | 69.0 | 71.7 | 70.3 | 68.7 | 71.7 | : | : | : | : | : | : | 0.2 | 4.3 |
| I | 77.4 | 77.4 | 80.5 | 76.4 | 79.9 | 75.8 | 77.4 | 76.2 | : | : | : | : | : | : | -1.9 | 2.9 |
| L | 254.3 | 236.6 | 257.7 | 281.3 | 259.0 | : | : | : | : | : | : | : | : | : | : | : |
| NL | 99.5 | 104.8 | 102.6 | 100.9 | 100.5 | : | : | : | : | : | : | : | : | : | : | : |
| P | 71.5 | 68.9 | 71.9 | 119.5 | : | : | : | : | : | : | : | : | : | : | : | : |
| UK | 100.2 | 97.6 | 98.6 | 96.1 | 93.0 | 97.5 | 95.2 | 96.1 | 97.4 | 97.5 | 1.9 | 0.1 | : | : | | |
| EUR10 | 91.6 | 92.7 | 92.5 | 90.0 | 92.4 | : | : | : | : | : | : | : | : | : | | |
| USA | 105.3 | 106.7 | 105.8 | 104.5 | 104.7 | 103.7 | 103.9 | 104.0 | 103.9 | : | : | : | : | : | -0.4 | -0.1 |
| J | 98.3 | 98.9 | 99.4 | 96.5 | 95.0 | 98.2 | 95.8 | 96.1 | : | : | : | : | : | : | 0.7 | 0.3 |



| 1983 | | 1984 | | 1985 | | 1986 | | | | %A | %B | | |
|------|--|------|--|------|----|------|----|----|----|----|----|----|----|
| | | | | 09 | 10 | 11 | 05 | 06 | 07 | 08 | 09 | 10 | 11 |

| | PRODUKTIONSINDIZES PRO ARBEITSTAG | | | INDICES OF PRODUCTION PER WORKING DAY | | | INDICES DE PRODUCTION PAR JOUR OUVRABLE | | | | | | | | |
|-------|--------------------------------------|-------|-------|--|-------|-------|--|-------|-------|-------|-------|-------|-------|------|-------|
| | EUR12 | 90.2 | 90.7 | 95.8 | 100.1 | 103.5 | 107.5 | 98.9 | 106.3 | | | : | : | : | : |
| B | 90.6 | 100.7 | 109.3 | 114.5 | 109.0 | 125.0 | 112.8 | 117.7 | 85.1 | 95.0 | 102.3 | : | : | 1.8 | -3.7 |
| DK | 100.2 | 112.1 | 116.6 | 132.0 | 126.0 | 124.0 | 123.0 | 137.0 | 73.0 | 109.0 | 130.0 | 117.0 | 119.0 | 2.3 | -4.2 |
| D | 92.5 | 92.6 | 99.3 | 107.5 | 110.0 | 110.2 | 100.1 | 112.2 | 102.1 | 86.7 | 111.0 | 107.5 | 110.9 | 5.5 | 0.5 |
| GR | 105.6 | 93.0 | 100.9 | 101.8 | 121.6 | 124.2 | 118.2 | 75.9 | 63.1 | 61.5 | 89.5 | 84.1 | : | -3.9 | -21.4 |
| E | 90.3 | 93.2 | 100.7 | 111.1 | 128.8 | 123.0 | 109.6 | 114.1 | : | : | : | : | : | 7.4 | : |
| F | 97.2 | 94.9 | 96.2 | 85.6 | 114.2 | 114.2 | 99.5 | 99.5 | : | : | : | : | : | 3.5 | : |
| IRL | 100.3 | 105.4 | 120.5 | 129.5 | 118.3 | 138.2 | 119.1 | 129.2 | 104.4 | 81.3 | 112.3 | : | : | 0.9 | -11.2 |
| I | 81.4 | 82.1 | 85.9 | 95.1 | 89.9 | 102.0 | 97.1 | 102.3 | 98.9 | 25.3 | 89.4 | 91.4 | : | 6.3 | -3.6 |
| L | 73.6 | 85.8 | 100.2 | 95.2 | 141.2 | 119.5 | 109.3 | 84.6 | : | : | : | : | : | 12.8 | : |
| NL | 93.4 | 99.1 | 103.6 | 98.1 | 117.1 | 116.1 | 110.1 | 110.1 | : | : | : | : | : | 5.0 | : |
| P | 126.9 | 94.8 | 90.0 | 82.3 | 82.1 | 96.9 | 101.4 | : | : | : | : | : | : | -9.6 | : |
| UK | 86.9 | 87.4 | 92.9 | 97.4 | 89.8 | 95.6 | 90.7 | 99.6 | 88.3 | 83.4 | 98.8 | 92.5 | 96.4 | 1.5 | 1.7 |
| EUR10 | 90.0 | 90.6 | 95.6 | 99.7 | 102.5 | 106.8 | 98.4 | 106.0 | : | : | : | : | : | 6.0 | : |
| USA | 96.0 | 115.0 | 117.8 | 123.4 | 116.6 | 116.2 | 112.2 | 116.6 | 118.1 | 120.7 | 120.9 | 116.9 | : | -1.8 | -1.2 |
| J | 108.4 | 124.3 | 135.2 | 150.0 | 134.4 | 140.1 | 123.7 | 137.6 | 134.0 | 125.9 | 147.8 | : | : | 2.3 | -3.2 |

| | SAISONBEREINIGT | | | SEASONALLY ADJUSTED | | | DESAISONNALISE | | | | | | | | |
|-------|-----------------|-------|-------|---------------------|-------|-------|----------------|-------|-------|-------|-------|---|------|-------|---|
| | EUR12 | 96.9 | 98.4 | 99.4 | 97.7 | 100.7 | : | : | : | | | : | : | : | |
| B | | 110.8 | 107.6 | 117.6 | 108.3 | 113.6 | 110.8 | 103.9 | 99.8 | : | : | : | -5.2 | -3.9 | |
| DK | | 114.7 | 128.7 | 118.3 | 123.3 | 121.0 | 117.6 | 110.1 | 115.6 | 119.4 | 113.1 | : | -0.2 | -5.3 | |
| D | | 100.3 | 106.2 | 104.2 | 103.1 | 108.7 | 107.6 | 104.4 | 104.3 | 103.9 | 104.9 | : | -2.4 | 1.0 | |
| GR | | 102.3 | 116.3 | 114.4 | 112.2 | 78.5 | 84.2 | 86.9 | 90.6 | 78.0 | : | : | -7.1 | -14.0 | |
| E | | 96.6 | 113.3 | 108.2 | 101.0 | 109.8 | : | : | : | : | : | : | : | : | : |
| F | | 98.2 | 100.0 | 100.0 | 97.9 | 97.9 | : | : | : | : | : | : | : | : | : |
| IRL | | 120.6 | 118.4 | 131.9 | 114.6 | 116.5 | 115.8 | 111.2 | 105.4 | : | : | : | -7.5 | -5.2 | |
| I | | 91.0 | 86.6 | 93.0 | 88.9 | 92.6 | 88.4 | 84.5 | 85.9 | 88.6 | : | : | -4.0 | 3.1 | |
| L | | 95.2 | 121.6 | 116.1 | 113.1 | 98.2 | : | : | : | : | : | : | : | : | : |
| NL | | 106.2 | 103.1 | 102.4 | 106.8 | 106.8 | : | : | : | : | : | : | : | : | : |
| P | | 88.9 | 74.7 | 95.6 | 92.7 | : | : | : | : | : | : | : | : | : | : |
| UK | | 92.7 | 92.5 | 93.5 | 93.6 | 92.8 | 93.4 | 93.6 | 94.0 | 92.7 | 91.7 | : | -0.5 | -1.1 | |
| EUR10 | | 97.0 | 98.0 | 99.7 | 97.5 | 100.3 | : | : | : | : | : | : | : | : | : |
| USA | | 117.7 | 114.8 | 116.9 | 113.3 | 113.5 | 114.9 | 115.0 | 114.5 | 114.7 | : | : | 0.7 | 0.2 | |
| J | | 140.3 | 136.0 | 139.2 | 130.6 | 135.4 | 132.2 | 131.1 | 135.5 | : | : | : | -0.2 | 3.3 | |



| 1983 | 1984 | 1985 | 1985 | | | 1986 | | | | | %A | %B | | |
|------|------|------|------|----|----|------|----|----|----|----|----|----|--|--|
| | | | 09 | 10 | 11 | 05 | 06 | 07 | 08 | 09 | 10 | 11 | | |

PRODUKTIONSINDIZES
PRO ARBEITSTAG

INDICES OF PRODUCTION
PER WORKING DAY

INDICES DE PRODUCTION
PAR JOUR OUVRABLE

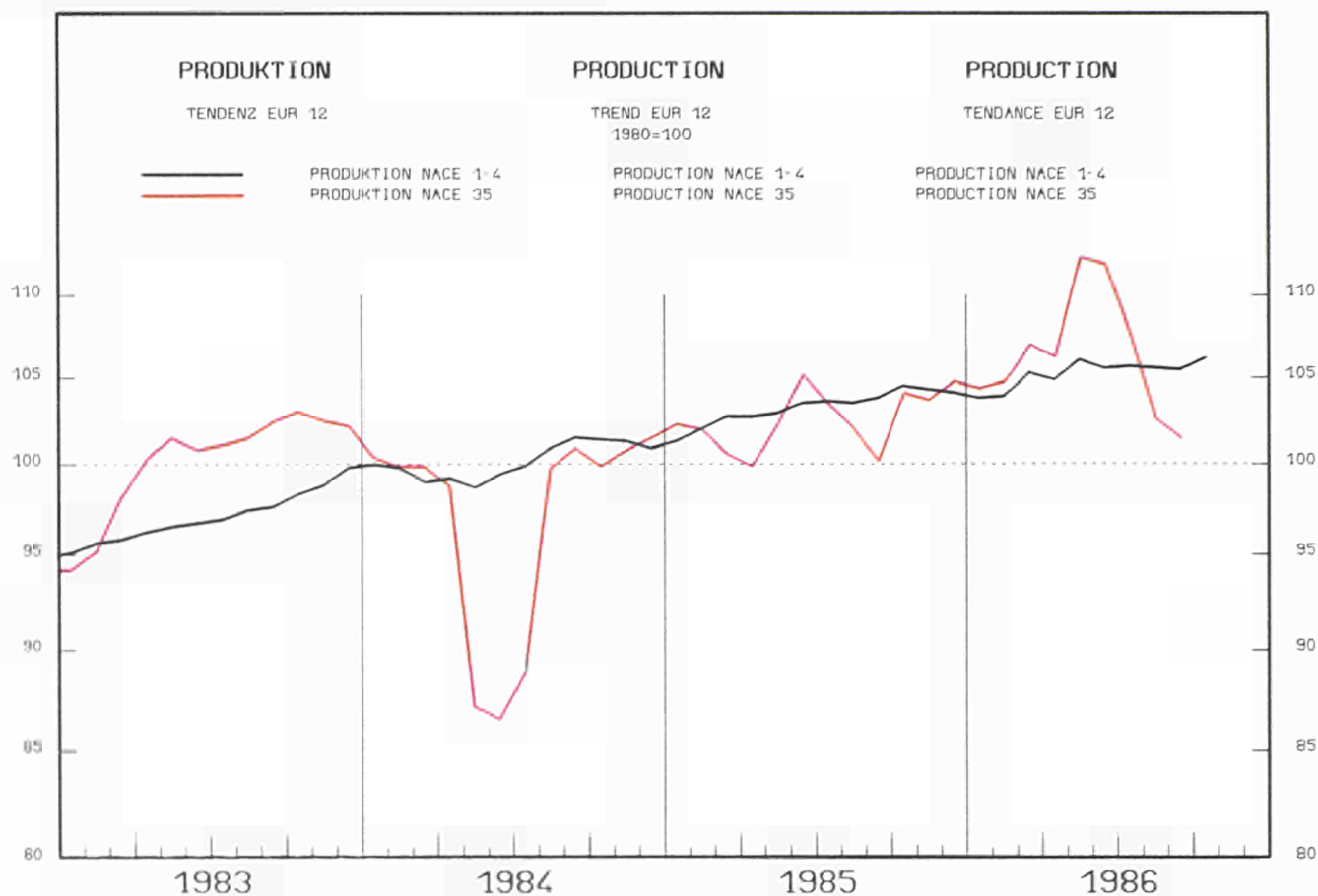
| | | | | | | | | | | | | | | | |
|-------|-------|-------|-------|-------|-------|-------|-------|-------|-------|-------|-------|-------|-------|------|------|
| EUR12 | 101.0 | 107.7 | 114.6 | 118.7 | 124.3 | 129.7 | 117.5 | 124.3 | 106.9 | 82.8 | 127.0 | 130.6 | : | 4.1 | 6.9 |
| B | 96.0 | 92.6 | 94.9 | 103.2 | 98.7 | 113.7 | 120.4 | 107.3 | 69.6 | 90.5 | 105.4 | : | : | 8.3 | 5.1 |
| DK | 103.2 | 118.3 | 128.5 | 139.0 | 153.0 | 156.0 | 128.0 | 153.0 | 79.0 | 136.0 | 149.0 | 160.0 | 150.0 | 7.4 | 2.5 |
| D | 98.1 | 106.2 | 121.0 | 129.8 | 131.1 | 136.5 | 124.0 | 129.9 | 116.0 | 103.4 | 136.9 | 139.1 | 140.4 | 4.6 | 4.8 |
| GR | 97.1 | 91.1 | 104.4 | 114.4 | 112.9 | 112.7 | 111.3 | 106.2 | 99.3 | 43.5 | 115.3 | 111.1 | : | -1.6 | -5.3 |
| E | 89.2 | 91.8 | 94.7 | 97.2 | 121.3 | 119.1 | 107.4 | 117.1 | : | : | : | : | : | 5.9 | |
| F | 105.8 | 112.5 | 114.7 | 111.1 | 121.7 | 131.2 | 114.4 | 124.7 | 89.6 | 89.6 | 115.6 | 124.5 | 139.4 | 2.2 | 4.2 |
| IRL | 135.4 | 177.5 | 183.5 | 175.6 | 166.3 | 194.5 | 185.5 | 199.0 | 194.3 | 162.2 | 194.8 | : | : | -4.9 | 24.3 |
| I | 101.2 | 106.3 | 108.1 | 113.5 | 116.5 | 125.9 | 120.9 | 126.1 | 116.8 | 31.6 | 124.9 | 126.4 | : | 3.8 | 7.3 |
| L | 142.1 | 172.8 | 178.0 | 215.5 | 209.4 | 190.7 | 266.8 | 224.3 | : | : | : | : | : | 14.1 | |
| NL | 107.1 | 116.0 | 121.5 | 125.0 | 132.0 | 126.0 | 126.0 | 133.0 | 100.0 | 100.0 | 130.0 | : | : | 0.3 | -0.9 |
| P | 119.0 | 108.4 | 111.7 | 100.7 | 136.0 | 128.1 | 152.0 | : | : | : | : | : | : | 12.5 | |
| UK | 104.7 | 113.1 | 115.7 | 117.5 | 121.5 | 123.8 | 103.5 | 112.8 | 107.7 | 102.8 | 121.4 | 123.0 | 128.3 | 0.1 | 2.7 |
| EUR10 | 101.7 | 108.9 | 116.2 | 120.5 | 124.4 | 130.4 | 118.0 | 124.8 | 106.9 | 82.8 | 127.0 | 130.6 | : | 3.2 | 4.0 |
| USA | 110.4 | 130.9 | 129.2 | 128.5 | 130.2 | 130.1 | 126.3 | 125.3 | 124.3 | 127.7 | 130.4 | 132.9 | : | -2.1 | 1.3 |
| J | 147.1 | 192.5 | 213.2 | 221.2 | 208.6 | 207.5 | 216.7 | 238.8 | 236.0 | 202.3 | 240.5 | : | : | 1.5 | 4.1 |

SAISONBEREINIGT

SEASONALLY ADJUSTED

DESAISONNALISE

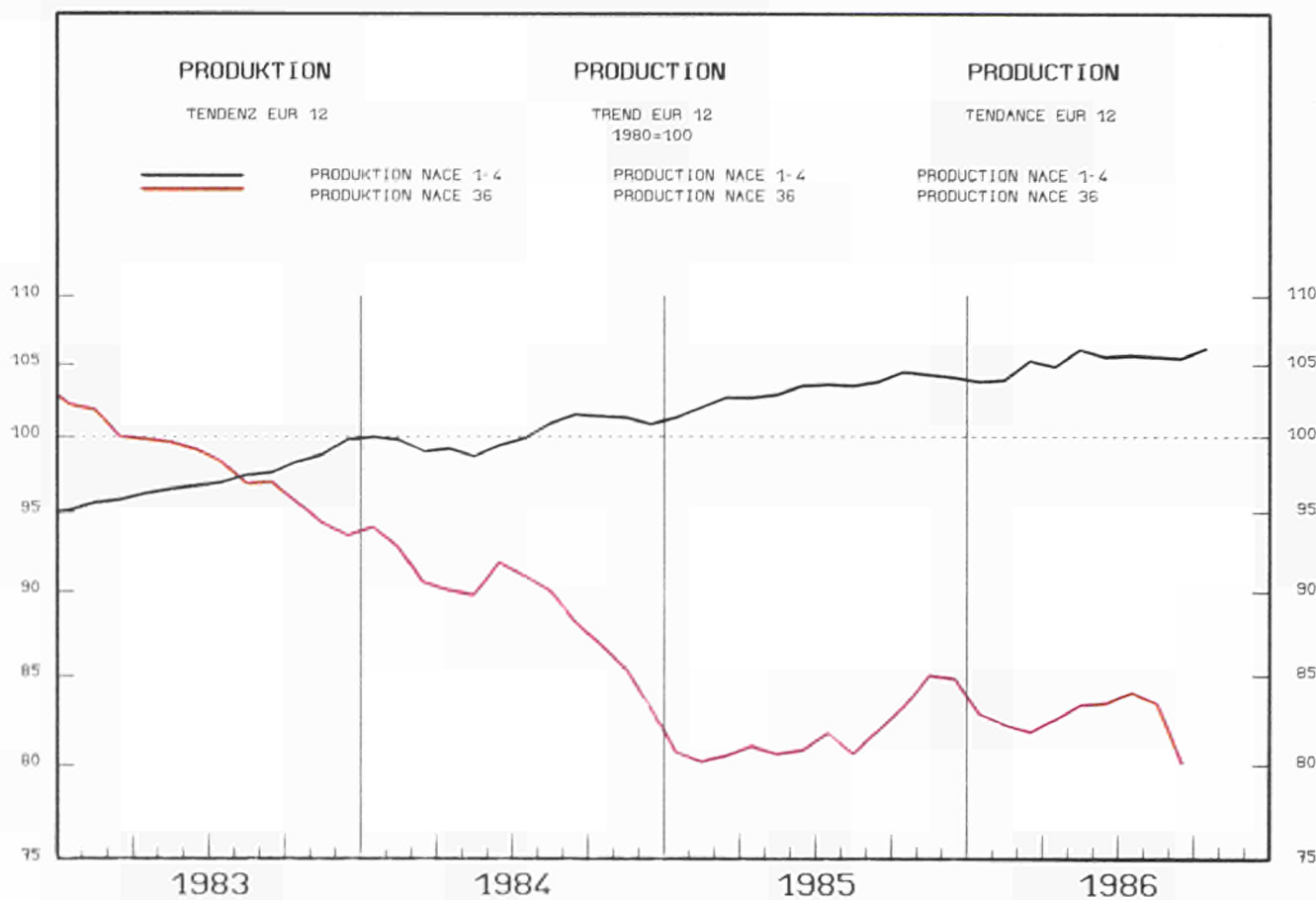
| | | | | | | | | | | | | | | |
|-------|--|-------|-------|-------|-------|-------|-------|-------|-------|-------|-------|-------|-------|------|
| EUR12 | | 112.5 | 115.6 | 116.5 | 115.4 | 118.1 | 117.7 | 118.7 | 121.2 | 122.2 | : | : | 3.1 | 0.9 |
| B | | 95.6 | 91.4 | 103.1 | 117.4 | 107.8 | 101.3 | 94.9 | 99.5 | : | : | : | -10.2 | 4.8 |
| DK | | 129.5 | 140.8 | 139.8 | 134.1 | 143.5 | 131.8 | 132.5 | 139.8 | 145.4 | 133.5 | 133.5 | 2.7 | -8.2 |
| D | | 124.0 | 125.6 | 128.1 | 123.9 | 127.8 | 127.3 | 124.5 | 129.2 | 130.7 | 129.1 | 129.1 | 2.5 | -1.3 |
| GR | | 106.9 | 111.9 | 98.5 | 105.4 | 103.7 | 112.0 | 92.7 | 105.6 | 106.3 | : | : | -5.1 | 0.7 |
| E | | 91.7 | 106.5 | 101.7 | 94.3 | 108.0 | : | : | : | : | : | : | : | |
| F | | 110.3 | 117.3 | 116.9 | 114.4 | 113.1 | 115.4 | 115.8 | 115.9 | 119.3 | 122.7 | 122.7 | 3.9 | 2.8 |
| IRL | | 171.1 | 165.5 | 174.5 | 181.1 | 183.7 | 205.4 | 202.6 | 187.3 | : | : | : | 12.9 | -7.6 |
| I | | 103.7 | 105.4 | 108.6 | 112.1 | 115.8 | 112.8 | 105.7 | 111.2 | 111.3 | : | : | -3.7 | 0.1 |
| L | | 205.5 | 196.8 | 186.1 | 233.8 | 202.1 | : | : | : | : | : | : | : | |
| NL | | 123.4 | 121.1 | 120.1 | 124.8 | 127.8 | 119.0 | 119.7 | 126.4 | : | : | : | -3.8 | 5.6 |
| P | | 108.3 | 125.5 | 113.5 | 142.9 | : | : | : | : | : | : | : | : | |
| UK | | 114.8 | 117.4 | 114.7 | 111.2 | 112.4 | 118.1 | 115.8 | 118.3 | 117.4 | 117.4 | 117.4 | 2.0 | - |
| EUR10 | | 114.4 | 116.6 | 118.2 | 116.9 | 119.3 | 119.1 | 116.5 | 120.1 | 121.6 | : | : | 0.8 | 1.3 |
| USA | | 126.6 | 125.9 | 127.8 | 126.3 | 124.3 | 126.7 | 126.8 | 127.2 | 127.6 | : | : | 1.1 | 0.3 |
| J | | 211.9 | 210.4 | 206.7 | 221.9 | 226.4 | 224.9 | 217.5 | 224.4 | : | : | : | 0.3 | 3.2 |



| 1985 | | | 1985 | | | 1986 | | | 1986 | | | %A | %B | |
|------|------|------|------|----|----|------|----|----|------|----|----|----|----|--|
| 1985 | 1986 | 1985 | 09 | 10 | 11 | 05 | 06 | 07 | 08 | 09 | 10 | 11 | | |

| | PRODUKTIONSINDIZES PRO ARBEITSTAG | | | INDICES OF PRODUCTION PER WORKING DAY | | | INDICES DE PRODUCTION PAR JOUR OUVRABLE | | | | | | | | |
|-------|--------------------------------------|-------|-------|--|-------|-------|--|-------|-------|-------|-------|-------|-------|-------|-------|
| | EUR12 | 101.0 | 98.8 | 103.6 | 108.6 | 111.7 | 119.9 | 110.6 | 121.1 | | | | 104.3 | 32.3 | 111.6 |
| B | 120.2 | 116.2 | 127.0 | 142.6 | 133.2 | 149.9 | 141.6 | 153.9 | 109.3 | 101.6 | 156.2 | : | : | 11.2 | 9.1 |
| DK | 105.5 | 113.5 | 126.1 | 143.1 | 142.1 | 144.1 | 145.1 | 176.1 | 86.1 | 139.1 | 134.1 | 144.1 | 127.1 | 2.9 | -5.6 |
| D | 110.3 | 109.4 | 123.0 | 124.7 | 134.7 | 144.0 | 132.2 | 138.8 | 109.8 | 89.7 | 134.5 | 136.8 | 144.6 | 4.2 | 3.1 |
| GR | 69.5 | 65.7 | 66.3 | 73.6 | 67.1 | 76.3 | 52.9 | 37.9 | 36.6 | 29.0 | 41.6 | 46.9 | : | -31.2 | -34.0 |
| E | 108.4 | 110.1 | 119.5 | 130.2 | 149.9 | 138.3 | 138.8 | 145.5 | : | : | : | : | : | 10.9 | : |
| F | 99.5 | 94.4 | 90.9 | 100.4 | 99.5 | 110.2 | 92.7 | 111.6 | 117.6 | 10.3 | 99.0 | 113.5 | 107.2 | 3.7 | 3.1 |
| IRL | 75.8 | 60.8 | 44.8 | 46.4 | 43.3 | 46.5 | 38.0 | 33.0 | 34.3 | 32.4 | 44.5 | : | : | -13.5 | -8.5 |
| I | 91.2 | 91.5 | 91.2 | 93.4 | 91.9 | 104.1 | 109.4 | 110.1 | 106.5 | 8.9 | 109.7 | 107.6 | : | 9.1 | 13.4 |
| L | 95.9 | 81.2 | 76.2 | 76.9 | 72.5 | 88.3 | 102.6 | 91.8 | : | : | : | : | : | 6.6 | : |
| NL | 100.9 | 107.2 | 112.8 | 121.0 | 127.0 | 127.0 | 128.0 | 133.0 | 77.0 | 95.0 | 132.0 | : | : | 5.8 | 10.5 |
| P | 81.6 | 65.8 | 65.9 | 61.3 | 64.8 | 74.9 | 81.8 | : | : | : | : | : | : | 9.7 | : |
| UK | 84.0 | 81.1 | 86.3 | 87.5 | 83.8 | 88.1 | 80.7 | 92.3 | 70.3 | 60.3 | 81.0 | 88.5 | 91.4 | -4.0 | 0.6 |
| EUR10 | 100.5 | 98.1 | 102.6 | 107.3 | 109.1 | 118.7 | 108.3 | 119.1 | 104.3 | 32.3 | 111.6 | 117.2 | : | 3.4 | 0.7 |
| USA | 120.7 | 146.9 | 156.8 | 157.8 | 164.8 | 160.3 | 161.0 | 168.8 | 134.0 | 138.8 | 157.5 | 159.6 | : | 0.5 | -2.5 |
| J | 98.8 | 103.7 | 111.4 | 111.4 | 122.7 | 114.0 | 108.9 | 114.6 | 123.2 | 86.8 | 116.2 | : | : | 2.7 | 1.2 |

| | SAISONBEREINIGT | | | SEASONALLY ADJUSTED | | | DESAISONNALISE | | | | | | | | |
|-------|-----------------|-------|-------|---------------------|-------|-------|----------------|-------|-------|-------|-------|------|-------|-------|---|
| | EUR12 | 102.3 | 102.4 | 107.6 | 104.2 | 120.5 | 111.2 | 91.1 | 105.6 | | | | 107.7 | | |
| B | | 130.8 | 128.3 | 139.2 | 142.3 | 164.0 | 146.7 | 122.8 | 144.2 | : | : | : | -7.2 | 17.4 | |
| DK | | 136.3 | 144.1 | 138.0 | 138.8 | 136.3 | 133.1 | 134.5 | 128.8 | 142.9 | 121.3 | : | -2.7 | -15.1 | |
| D | | 119.5 | 126.2 | 131.0 | 131.3 | 150.3 | 129.2 | 122.1 | 129.7 | 128.2 | 129.5 | : | -3.5 | 1.0 | |
| GR | | 76.8 | 69.9 | 68.2 | 43.9 | 35.3 | 51.5 | 45.5 | 40.5 | 44.6 | : | : | -0.0 | 10.1 | |
| E | | 117.6 | 128.1 | 119.0 | 120.1 | 130.8 | : | : | : | : | : | : | : | : | : |
| F | | 93.3 | 89.0 | 93.7 | 86.6 | 103.5 | 116.7 | 80.5 | 93.6 | 103.0 | 92.0 | : | -4.0 | -10.6 | |
| IRL | | 47.7 | 45.7 | 45.1 | 34.9 | 29.8 | 39.3 | 47.2 | 44.0 | : | : | : | 28.9 | -6.6 | |
| I | | 83.2 | 84.5 | 95.8 | 90.8 | 94.0 | 89.3 | 86.8 | 99.7 | 101.8 | : | : | 5.2 | 2.1 | |
| L | | 72.5 | 67.5 | 82.6 | 88.2 | 87.2 | : | : | : | : | : | : | : | : | : |
| NL | | : | : | : | : | : | : | : | : | : | : | : | : | : | : |
| P | | 68.7 | 60.7 | 66.6 | 79.7 | : | : | : | : | : | : | : | : | : | : |
| UK | | 89.8 | 80.9 | 80.1 | 82.4 | 82.8 | 82.6 | 74.7 | 85.0 | 85.1 | 83.1 | 5.5 | -2.4 | | |
| EUR10 | | 101.1 | 100.4 | 106.6 | 102.6 | 119.1 | 112.0 | 88.9 | 105.4 | 107.9 | : | -9.4 | 2.4 | | |
| USA | | 158.6 | 159.5 | 161.0 | 155.6 | 158.0 | 151.8 | 153.0 | 158.4 | 154.5 | : | 0.1 | -2.5 | | |
| J | | 108.7 | 119.0 | 112.9 | 109.5 | 109.3 | 114.6 | 107.5 | 113.0 | : | 1.2 | 5.2 | | | |



| 1983 | 1984 | 1985 | 1985 | | | 1986 | | | | | %A | %B | | |
|------|------|------|------|----|----|------|----|----|----|----|----|----|--|--|
| | | | 09 | 10 | 11 | 05 | 06 | 07 | 08 | 09 | 10 | 11 | | |

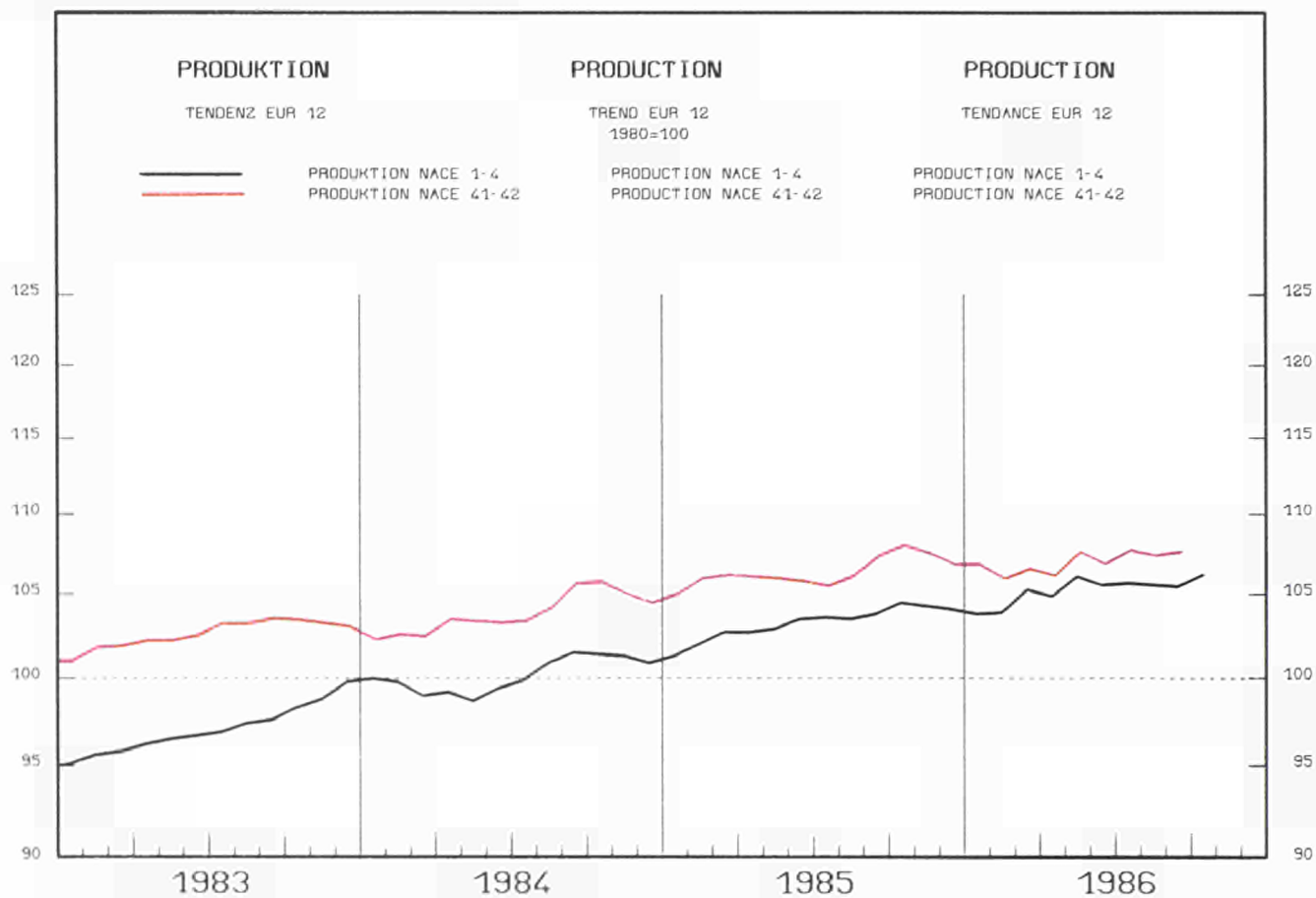
| PRODUKTIONSINDIZES PRO ARBEITSTAG | | | | INDICES OF PRODUCTION PER WORKING DAY | | | | | | | INDICES DE PRODUCTION PAR JOUR OUVRABLE | | | | |
|--------------------------------------|-------|-------|-------|--|-------|-------|-------|-------|-------|-------|--|-------|-------|-------|-------|
| EUR12 | 99.5 | 90.0 | 82.5 | 83.8 | 94.8 | 95.0 | 84.2 | 87.3 | 83.0 | 53.1 | 85.7 | 81.8 | : | 0.5 | -3.8 |
| B | 121.3 | 99.6 | 102.6 | 112.6 | 108.3 | 112.3 | 106.1 | 117.8 | 94.9 | 105.4 | 109.4 | : | : | 3.1 | 6.0 |
| DK | 104.5 | 95.9 | 105.0 | 118.9 | 110.9 | 121.9 | 109.9 | 105.9 | 70.9 | 111.9 | 113.9 | 97.9 | 96.9 | -0.5 | -12.2 |
| D | 97.2 | 89.0 | 82.8 | 81.8 | 81.4 | 82.7 | 85.3 | 89.9 | 67.3 | 60.4 | 70.4 | 73.0 | 73.0 | -9.4 | -12.0 |
| GR | 91.4 | 84.1 | 62.5 | 53.9 | 73.5 | 55.2 | 62.6 | 63.3 | 75.1 | 53.8 | 59.2 | 66.8 | : | 6.7 | 3.0 |
| E | 90.1 | 63.1 | 54.3 | 61.1 | 83.7 | 71.9 | 64.3 | 57.7 | : | : | : | : | : | 10.8 | |
| F | 92.7 | 81.3 | 64.7 | 58.8 | 85.1 | 86.8 | 59.9 | 64.3 | 66.6 | 23.4 | 56.8 | 51.2 | 53.8 | -10.2 | -29.9 |
| IRL | 106.7 | 124.9 | 119.9 | 122.3 | 95.9 | 156.6 | 113.7 | 128.7 | 107.0 | 120.6 | 115.9 | : | : | 0.5 | -0.4 |
| I | 124.2 | 122.4 | 118.4 | 125.4 | 125.4 | 135.3 | 146.3 | 150.7 | 139.5 | 58.1 | 145.1 | 143.2 | : | 10.7 | 17.7 |
| L | - | - | - | - | - | - | - | - | - | - | - | - | - | - | - |
| NL | 108.3 | 104.0 | 96.7 | 100.0 | 101.0 | 96.0 | 110.0 | 109.0 | 78.0 | 92.0 | 102.0 | : | : | 2.4 | 0.7 |
| P | : | : | 63.7 | 56.6 | 65.5 | 61.9 | 66.2 | : | : | : | : | : | : | : | : |
| UK | 95.0 | 91.5 | 94.6 | 102.6 | 101.4 | 102.5 | 86.4 | 92.2 | 86.9 | 85.5 | 101.3 | 100.6 | 101.6 | -2.0 | -1.0 |
| EUR10 | 100.5 | 93.5 | 86.2 | 86.7 | 96.0 | 97.9 | 86.6 | 91.2 | 83.0 | 53.1 | 85.7 | 81.8 | : | -1.8 | -7.9 |
| USA | - | - | - | - | - | - | - | - | - | - | - | - | - | - | - |
| J | - | - | - | - | - | - | - | - | - | - | - | - | - | - | - |

| SAISONBEREINIGT | | | | SEASONALLY ADJUSTED | | | | | | | DESAISONNALISE | | | | |
|-----------------|-------|-------|-------|---------------------|-------|-------|-------|-------|-------|------|----------------|------|--|--|--|
| EUR12 | 76.8 | 85.8 | 86.0 | 82.1 | 82.6 | 84.8 | 83.9 | 80.6 | 75.0 | : | -4.0 | -6.9 | | | |
| B | 110.9 | 103.3 | 105.3 | 94.7 | 109.6 | 121.3 | 107.9 | 110.1 | : | : | 9.4 | 2.1 | | | |
| DK | 112.6 | 109.4 | 115.8 | 105.8 | 99.8 | 107.2 | 117.2 | 107.3 | 97.8 | 91.7 | -8.4 | -6.2 | | | |
| D | 80.5 | 80.7 | 78.7 | 78.9 | 80.6 | 80.0 | 72.9 | 70.2 | 72.3 | 69.6 | -9.2 | -3.7 | | | |
| GR | 93.7 | 69.3 | 52.0 | 64.4 | 64.4 | 79.7 | 65.7 | 63.3 | 65.1 | : | -6.9 | 2.8 | | | |
| E | 47.9 | 66.0 | 56.2 | 58.3 | 56.9 | : | : | : | : | : | : | : | | | |
| F | 54.5 | 73.9 | 79.9 | 64.4 | 60.7 | 61.7 | 53.2 | 55.8 | 42.3 | 46.9 | -17.5 | 10.8 | | | |
| IRL | 122.8 | 99.3 | 146.2 | 111.4 | 115.9 | 111.6 | 126.0 | 114.7 | : | : | 2.5 | -9.0 | | | |
| I | 114.5 | 115.1 | 120.8 | 131.7 | 140.8 | 130.4 | 134.9 | 136.9 | 136.0 | : | 1.2 | -0.7 | | | |
| L | - | - | - | - | - | - | - | - | - | - | - | - | | | |
| NL | 99.1 | 93.9 | 96.3 | 103.2 | 100.8 | 104.5 | 97.1 | 101.9 | : | : | -1.7 | 4.9 | | | |
| P | - | - | - | - | - | - | - | - | - | - | - | - | | | |
| UK | 93.8 | 93.0 | 93.0 | 90.7 | 91.8 | 92.5 | 94.0 | 92.8 | 92.0 | 92.1 | -0.5 | 0.1 | | | |
| EUR10 | 80.8 | 88.0 | 89.9 | 85.1 | 85.8 | 86.8 | 80.9 | 81.5 | 75.4 | : | -7.7 | -7.5 | | | |
| USA | - | - | - | - | - | - | - | - | - | - | - | - | | | |
| J | - | - | - | - | - | - | - | - | - | - | - | - | | | |

**FAHRZEUGBAU (OHNE BAU VON KRAFTWAGEN)
MEANS OF TRANSPORT (EXCLUDING MOTOR VEHICLES)
CONSTRUCTION DE MATERIEL DE TRANSPORT (SAUF AUTOMOBILES)**

1980 = 100

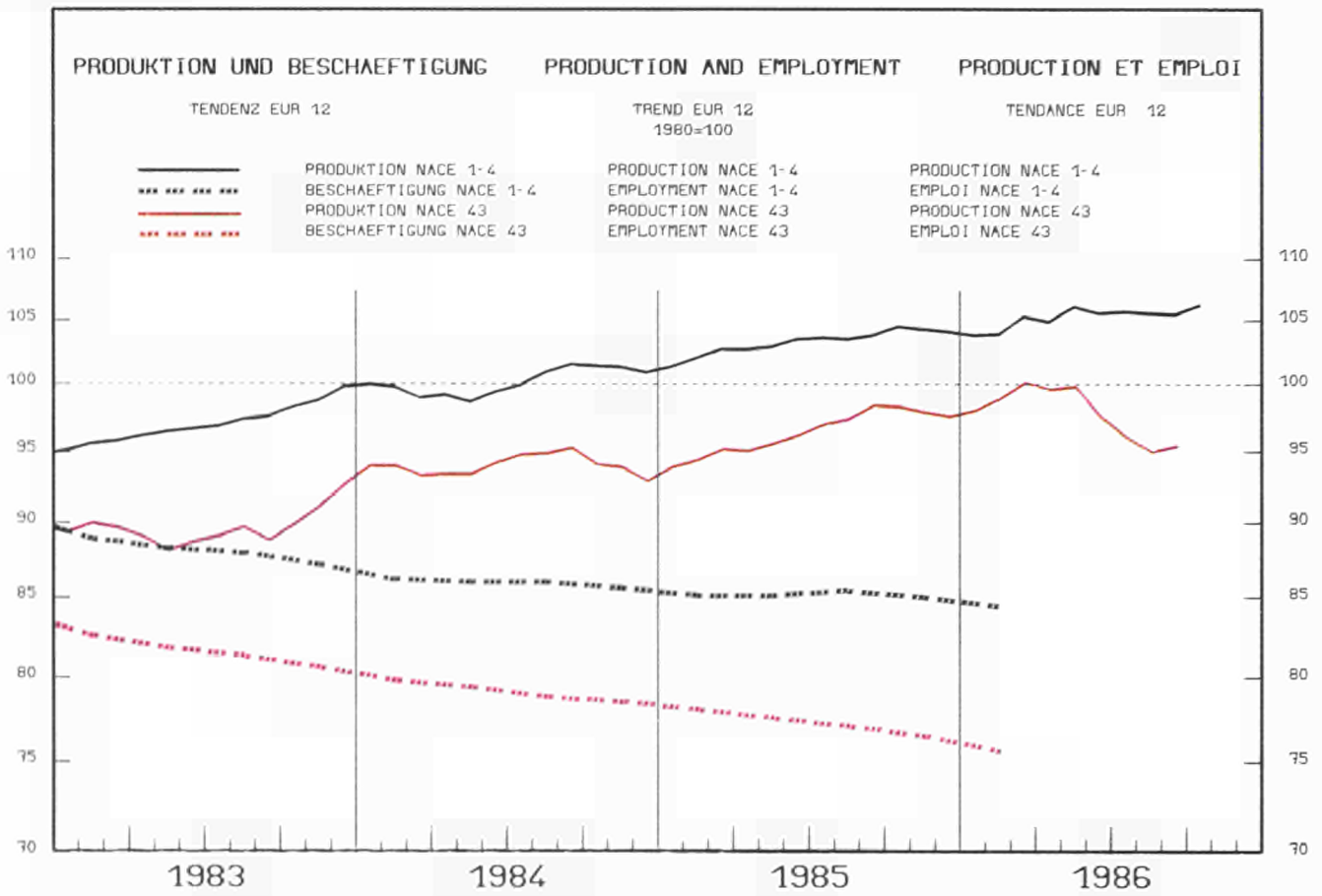
| | 1983 | | | 1985 | | | | 1986 | | | | 1985 | | | | 1986 | | | |
|--------------------------------|----------------------------|-------|-------|-------|-------|-------|-------|-------|-------|-------|-------|-------|--------------------------------|-------|-------|------|----|-----|------|
| | 1983 | 1984 | 1985 | IV. | I. | II. | III. | IV. | I. | II. | III. | IV. | I. | II. | III. | IV. | I. | II. | III. |
| | SB - ADJ - CVS | | | | | | | | | | | | | | | | | | |
| UMSATZ | TURNOVER | | | | | | | | | | | | CHIFFRE D'AFFAIRES | | | | | | |
| EUR12 | 140.6 | 148.3 | 154.4 | 171.5 | 132.4 | 146.1 | 144.9 | 186.7 | 122.6 | 156.0 | 142.3 | 161.5 | 140.7 | 153.4 | 149.8 | | | | |
| B | 124.5 | 98.8 | 108.1 | 123.6 | 79.7 | 120.2 | 66.9 | 165.5 | 78.4 | : | : | 131.9 | 98.9 | : | : | | | | |
| DK | 221.2 | 200.9 | 227.0 | 193.5 | 151.9 | 330.9 | 160.6 | 264.5 | 143.2 | 297.4 | 144.2 | 246.1 | 151.5 | 243.3 | 205.0 | | | | |
| D | 151.3 | 141.8 | 122.9 | 153.9 | 91.8 | 119.4 | 112.5 | 168.0 | 71.3 | 148.6 | 111.4 | 129.0 | 109.8 | 136.6 | 116.6 | | | | |
| GR | - | - | - | - | - | - | - | - | - | - | - | - | - | - | - | | | | |
| E | - | - | - | - | - | - | - | - | - | - | - | - | - | - | - | | | | |
| F | 154.0 | 176.0 | 175.0 | 216.3 | 141.7 | 174.0 | 157.0 | 212.0 | 128.3 | 169.7 | : | 172.8 | 152.1 | 167.5 | : | | | | |
| IRL | 158.2 | 168.6 | 178.9 | 194.0 | 130.2 | 168.9 | 193.1 | 223.4 | 146.9 | 190.4 | 182.0 | 198.7 | 170.2 | 182.8 | 189.3 | | | | |
| I | - | - | - | - | - | - | - | - | - | - | - | - | - | - | - | | | | |
| L | 104.2 | 107.6 | 114.1 | 121.8 | 102.0 | 104.6 | 98.7 | 150.9 | 82.1 | 112.1 | : | 129.6 | 95.9 | 110.4 | : | | | | |
| NL | - | - | - | - | - | - | - | - | - | - | - | - | - | - | - | | | | |
| P | - | - | - | - | - | - | - | - | - | - | - | - | - | - | - | | | | |
| UK | 121.7 | 129.8 | 150.8 | 147.9 | 159.6 | 131.2 | 147.8 | 164.8 | 152.0 | 137.0 | 142.8 | 157.2 | 152.0 | 146.5 | 143.3 | | | | |
| LOEHNE UND GEAELTER | WAGES AND SALARIES | | | | | | | | | | | | SALAIRES ET TRAITEMENTS | | | | | | |
| EUR12 | - | - | - | - | - | - | - | - | - | - | - | - | - | - | - | | | | |
| B | 110.6 | 100.5 | 129.0 | 119.8 | 93.0 | 103.0 | 92.7 | 227.3 | 96.4 | : | : | 189.9 | 109.8 | : | : | | | | |
| DK | 126.8 | 118.0 | 136.1 | 124.8 | 131.2 | 135.7 | 128.4 | 141.0 | 143.1 | 141.2 | 124.1 | 141.6 | 139.0 | 136.1 | 135.6 | | | | |
| D | 104.7 | 100.7 | 104.8 | 111.6 | 94.4 | 105.0 | 104.1 | 115.7 | 103.3 | 115.7 | 112.8 | 106.0 | 111.9 | 115.5 | 114.8 | | | | |
| GR | - | - | - | - | - | - | - | - | - | - | - | - | - | - | - | | | | |
| E | 124.7 | 129.2 | 128.6 | 132.3 | 111.3 | 113.3 | 151.1 | 138.6 | 130.7 | : | : | 129.8 | 144.6 | : | : | | | | |
| F | 133.0 | 136.3 | : | 137.6 | 138.5 | : | : | : | : | : | : | : | : | : | : | | | | |
| IRL | 119.8 | 120.9 | 102.5 | 103.9 | 100.8 | 101.1 | 100.5 | 107.8 | 109.1 | : | : | 109.4 | 107.0 | : | : | | | | |
| I | - | - | - | - | - | - | - | - | - | - | - | - | - | - | - | | | | |
| L | - | - | - | - | - | - | - | - | - | - | - | - | - | - | - | | | | |
| NL | - | - | - | - | - | - | - | - | - | - | - | - | - | - | - | | | | |
| P | - | - | - | - | - | - | - | - | - | - | - | - | - | - | - | | | | |
| UK | 107.9 | 108.4 | 114.9 | 110.5 | 113.3 | 115.1 | 114.5 | 116.8 | 118.3 | 118.9 | : | 116.6 | 118.2 | 118.8 | : | | | | |
| ABHAENGIG BESCHAEFTIGTE | NUMBER OF EMPLOYEES | | | | | | | | | | | | NOMBRE DE SALARIES | | | | | | |
| EUR12 | 86.6 | 81.1 | : | 80.1 | 80.0 | : | : | : | : | : | : | : | : | : | : | | | | |
| B | 83.5 | 74.5 | 71.8 | 71.2 | 71.8 | 72.1 | 72.2 | 71.0 | 71.8 | : | : | 70.5 | 72.0 | : | : | | | | |
| DK | 93.2 | 85.6 | 94.9 | 88.7 | 93.4 | 96.4 | 95.7 | 94.3 | 89.6 | 88.7 | 85.7 | 96.2 | 90.0 | 88.8 | 87.1 | | | | |
| D | 94.6 | 88.2 | 87.2 | 87.2 | 86.7 | 87.0 | 87.4 | 87.5 | 89.2 | 89.3 | 89.0 | 87.3 | 89.4 | 89.8 | 89.3 | | | | |
| GR | - | - | - | - | - | - | - | - | - | - | - | - | - | - | - | | | | |
| E | 84.5 | 82.5 | 74.5 | 78.1 | 75.3 | 75.4 | 73.6 | 73.9 | 76.4 | : | : | 71.8 | 76.0 | : | : | | | | |
| F | 95.9 | 93.2 | : | 92.4 | 92.1 | : | : | : | : | : | : | : | : | : | : | | | | |
| IRL | 89.3 | 81.3 | 67.6 | 71.1 | 69.3 | 67.6 | 65.8 | 67.6 | 67.6 | : | : | 67.9 | 66.4 | : | : | | | | |
| I | - | - | - | - | - | - | - | - | - | - | - | - | - | - | - | | | | |
| L | - | - | - | - | - | - | - | - | - | - | - | - | - | - | - | | | | |
| NL | 90.7 | 85.8 | 84.4 | 85.4 | 85.7 | 84.0 | 84.3 | 83.5 | 78.0 | 78.3 | : | 83.0 | 77.7 | 78.0 | : | | | | |
| P | - | - | - | - | - | - | - | - | - | - | - | - | - | - | - | | | | |
| UK | 79.6 | 73.2 | 70.6 | 72.0 | 71.8 | 70.8 | 70.2 | 69.8 | 69.4 | 68.2 | : | 69.8 | 69.4 | 68.6 | : | | | | |



| 1983 | 1984 | 1985 | 1985 | | | 1986 | | | | | %A | %B | | |
|------|------|------|------|----|----|------|----|----|----|----|----|----|--|--|
| | | | 09 | 10 | 11 | 05 | 06 | 07 | 08 | 09 | 10 | 11 | | |

| EUR12 | PRODUKTIONSINDIZES PRO ARBEITSTAG | | | INDICES OF PRODUCTION PER WORKING DAY | | | | | | | | | INDICES DE PRODUCTION PAR JOUR OUVRABLE | | | |
|-------|--------------------------------------|-------|-------|--|-------|-------|-------|-------|-------|-------|-------|-------|--|------|-------|---|
| | 102.9 | 104.1 | 106.7 | 113.5 | 118.7 | 117.6 | 105.4 | 109.1 | 101.7 | 101.3 | 112.9 | 117.0 | : | 0.8 | 0.4 | |
| B | 110.0 | 112.3 | 115.1 | 116.7 | 134.4 | 140.8 | 121.0 | 121.7 | 112.5 | 111.1 | 115.1 | : | : | 2.7 | 3.9 | |
| DK | 107.6 | 111.5 | 115.8 | 117.9 | 124.9 | 123.9 | 123.9 | 128.9 | 117.9 | 124.9 | 120.9 | 126.9 | 116.9 | 4.5 | -0.5 | |
| D | 98.7 | 100.3 | 103.4 | 103.7 | 117.4 | 117.5 | 99.1 | 103.9 | 103.1 | 100.5 | 108.1 | 117.4 | 117.8 | 1.2 | 1.4 | |
| GR | 107.7 | 114.3 | 121.2 | 204.0 | 166.2 | 106.6 | 103.8 | 125.2 | 132.4 | 198.3 | 171.7 | 135.6 | : | -1.8 | -13.6 | |
| E | 110.8 | 111.8 | 117.0 | 122.4 | 132.7 | 122.1 | 114.9 | 115.3 | : | : | : | : | : | : | -1.4 | : |
| F | 102.1 | 103.7 | 105.5 | 98.0 | 113.1 | 113.1 | 106.3 | 106.3 | : | : | : | : | : | : | 0.6 | : |
| IRL | 106.8 | 110.1 | 115.2 | 113.3 | 128.0 | 127.5 | 125.9 | 132.9 | 118.1 | 121.8 | 119.7 | : | : | 5.0 | 5.0 | |
| I | 102.4 | 101.4 | 105.8 | 150.9 | 125.5 | 119.4 | 104.6 | 111.5 | 95.3 | 97.0 | 140.9 | 132.7 | : | 3.1 | 2.1 | |
| L | 137.1 | 130.1 | 140.2 | 129.1 | 141.9 | 140.4 | 156.1 | 159.2 | : | : | : | : | : | 4.9 | : | |
| NL | 104.4 | 107.9 | 109.8 | 110.0 | 122.0 | 126.0 | 110.0 | 111.0 | 101.0 | 104.0 | 117.0 | : | : | 1.4 | 3.9 | |
| P | 105.5 | 98.3 | 97.7 | 119.4 | 115.3 | 90.2 | 111.2 | : | : | : | : | : | : | 7.0 | : | |
| UK | 100.9 | 102.0 | 101.2 | 105.6 | 108.6 | 112.2 | 97.5 | 102.3 | 98.5 | 95.1 | 107.7 | 110.4 | 114.8 | 1.2 | 2.0 | |
| EUR10 | 101.9 | 103.3 | 105.6 | 112.3 | 117.1 | 117.6 | 104.2 | 108.4 | 101.8 | 101.3 | 112.9 | 117.0 | : | 1.5 | 1.2 | |
| USA | 107.2 | 112.6 | 115.3 | 124.5 | 121.8 | 116.9 | 115.5 | 122.3 | 119.5 | 125.8 | : | : | : | 2.6 | : | |
| J | 103.0 | 101.5 | 102.1 | 100.7 | 104.9 | 107.1 | 104.7 | 106.6 | 108.4 | 97.9 | 102.8 | : | : | 1.7 | 0.5 | |

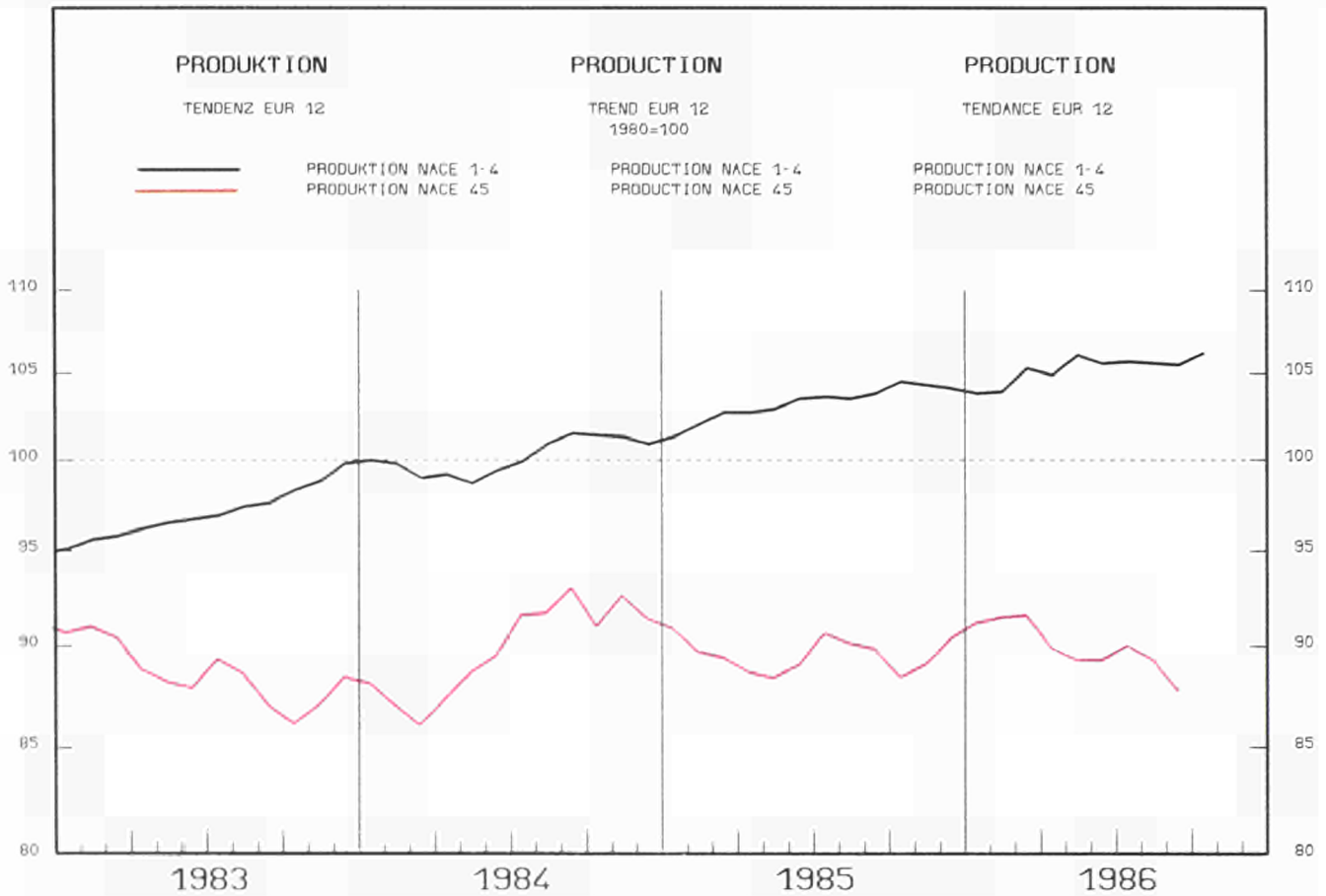
| EUR12 | SAISONBEREINIGT | | | SEASONALLY ADJUSTED | | | | | | DESAISONNALISE | | |
|-------|-----------------|-------|-------|---------------------|-------|-------|-------|-------|-------|----------------|-------|------|
| | 107.5 | 108.9 | 107.4 | 106.1 | 107.6 | 106.4 | 108.4 | 106.8 | 106.9 | : | 0.6 | 0.1 |
| B | 113.8 | 120.4 | 123.2 | 117.1 | 115.6 | 127.9 | 112.6 | 113.5 | : | : | 1.8 | 0.8 |
| DK | 115.5 | 123.5 | 122.3 | 118.8 | 117.6 | 120.1 | 120.7 | 119.5 | 124.8 | 116.1 | 0.5 | -7.0 |
| D | 102.2 | 107.2 | 105.4 | 103.0 | 102.7 | 106.2 | 104.2 | 106.2 | 106.1 | 104.8 | 1.3 | -1.2 |
| GR | 126.1 | 142.0 | 115.6 | 121.2 | 128.5 | 123.6 | 105.9 | 101.1 | 108.8 | : | -15.4 | 7.6 |
| E | 112.5 | 124.5 | 115.1 | 113.0 | 116.6 | : | : | : | : | : | : | : |
| F | 105.7 | 106.1 | 106.1 | 104.7 | 104.7 | : | : | : | : | : | : | : |
| IRL | 109.5 | 116.8 | 119.4 | 118.8 | 120.8 | 114.6 | 123.2 | 117.3 | : | : | -0.8 | -4.8 |
| I | 118.5 | 105.9 | 108.3 | 105.4 | 111.2 | 107.5 | 113.3 | 108.3 | 112.4 | : | 3.1 | 3.8 |
| L | 132.2 | 145.1 | 140.4 | 143.7 | 148.2 | : | : | : | : | : | : | : |
| NL | 107.5 | 110.3 | 112.0 | 109.5 | 110.2 | 110.2 | 111.7 | 114.6 | : | : | 2.0 | 2.7 |
| P | 104.8 | 106.5 | 93.6 | 107.5 | : | : | : | : | : | : | : | : |
| UK | 100.7 | 101.9 | 101.0 | 100.9 | 100.9 | 105.6 | 104.4 | 102.8 | 103.4 | 103.3 | -0.5 | -0.1 |
| EUR10 | 106.9 | 107.1 | 106.8 | 105.2 | 106.4 | 107.4 | 107.6 | 107.3 | 106.9 | : | 0.9 | -0.4 |
| USA | 116.9 | 114.8 | 116.6 | 118.3 | 118.8 | 118.6 | 119.4 | : | : | : | : | 0.7 |
| J | 100.4 | 102.5 | 103.8 | 103.5 | 103.9 | 103.7 | 99.1 | 102.5 | : | : | -1.1 | 3.4 |



| 1983 | 1984 | 1985 | 1985 | | | 1986 | | | %A | %B | | | | |
|------|------|------|------|----|----|------|----|----|----|----|----|----|--|--|
| | | | 09 | 10 | 11 | 05 | 06 | 07 | 08 | 09 | 10 | 11 | | |

| PRODUKTIONSINDIZES PRO ARBEITSTAG | | | INDICES OF PRODUCTION PER WORKING DAY | | | | | | | | | | INDICES DE PRODUCTION PAR JOUR OUVRABLE | | |
|--------------------------------------|-------|-------|--|-------|-------|-------|-------|-------|-------|-------|-------|-------|--|------|------|
| EUR12 | 91.2 | 94.4 | 96.9 | 104.5 | 105.8 | 105.9 | 104.2 | 106.5 | 86.9 | 42.1 | 104.2 | 103.4 | : | 2.1 | -2.9 |
| B | 103.4 | 104.2 | 105.0 | 114.7 | 110.6 | 122.7 | 114.8 | 115.1 | 58.9 | 87.7 | 115.4 | : | : | 1.5 | 1.2 |
| DK | 109.2 | 118.8 | 116.8 | 133.1 | 133.1 | 136.1 | 100.1 | 112.1 | 66.1 | 128.1 | 134.1 | 125.1 | 119.1 | 0.9 | -6.0 |
| D | 88.9 | 91.6 | 94.9 | 102.7 | 108.0 | 104.5 | 94.5 | 100.1 | 86.2 | 62.0 | 105.9 | 107.8 | 102.4 | 1.7 | 0.3 |
| GR | 92.1 | 92.1 | 95.6 | 101.8 | 109.4 | 109.1 | 100.6 | 104.5 | 89.3 | 53.7 | 103.7 | 114.1 | : | 10.0 | 4.7 |
| E | 94.5 | 91.7 | 95.6 | 95.9 | 111.0 | 106.6 | 113.8 | 113.6 | : | : | : | : | : | 9.5 | : |
| F | 88.3 | 88.9 | 89.3 | 97.2 | 98.0 | 97.9 | 93.2 | 96.8 | 72.3 | 34.8 | 94.5 | 95.0 | 95.8 | -2.7 | -2.7 |
| IRL | 93.9 | 93.3 | 87.5 | 90.0 | 94.9 | 96.0 | 94.6 | 89.0 | 75.3 | 60.6 | 93.7 | : | : | -0.6 | 0.6 |
| I | 89.5 | 96.4 | 97.6 | 105.9 | 100.4 | 102.7 | 111.7 | 112.8 | 101.7 | 27.2 | 106.2 | 101.3 | : | 4.3 | -3.4 |
| L | 110.1 | 101.0 | 108.2 | 119.8 | 122.1 | 120.3 | 77.8 | 93.0 | : | : | : | : | : | -3.1 | : |
| NL | 89.8 | 93.7 | 99.4 | 97.0 | 106.0 | 104.0 | 106.0 | 108.0 | 65.0 | : | : | : | : | 4.3 | : |
| P | 102.4 | 105.9 | 118.6 | 132.4 | 133.3 | 127.5 | 135.6 | : | : | : | : | : | : | 6.6 | : |
| UK | 91.6 | 93.7 | 98.4 | 107.9 | 113.6 | 114.4 | 90.9 | 103.9 | 82.3 | 89.0 | 106.2 | 112.3 | 115.0 | 0.7 | -0.7 |
| EUR10 | 90.3 | 94.0 | 95.9 | 104.0 | 103.9 | 104.7 | 101.7 | 105.8 | 86.9 | 42.1 | 104.2 | 103.4 | : | 2.2 | -2.5 |
| USA | 100.1 | 103.3 | 102.4 | 110.7 | 113.2 | 109.9 | 113.5 | 116.5 | 102.2 | 118.8 | 120.3 | : | : | 10.3 | 9.0 |
| J | 96.8 | 99.0 | 98.4 | 95.7 | 98.1 | 97.4 | 97.8 | 98.1 | 96.6 | 87.0 | 91.9 | : | : | -3.6 | -4.8 |

| SAISONBEREINIGT | | | SEASONALLY ADJUSTED | | | | | | | | | | DESAISONNALISE | | |
|-----------------|-------|-------|---------------------|-------|-------|-------|-------|-------|-------|-------|------|-------|----------------|------|--|
| EUR12 | 98.0 | 99.5 | 98.2 | 98.1 | 99.9 | 95.3 | 93.7 | 96.8 | 96.3 | : | 2.2 | -0.5 | | | |
| B | 105.1 | 102.9 | 113.1 | 108.2 | 104.7 | 102.7 | 109.9 | 105.8 | : | : | : | : | 1.0 | -3.7 | |
| DK | 109.3 | 119.4 | 119.5 | 109.9 | 112.7 | 123.3 | 111.6 | 113.0 | 112.1 | 104.2 | 95.4 | 104.2 | -5.3 | -7.0 | |
| D | 94.6 | 99.1 | 96.9 | 94.1 | 97.1 | 100.0 | 91.9 | 97.8 | 98.5 | 95.4 | 95.4 | 95.4 | 0.9 | -3.2 | |
| GR | 96.1 | 97.2 | 95.9 | 100.1 | 104.9 | 108.6 | 96.9 | 99.9 | 101.5 | : | : | : | -4.9 | 1.6 | |
| E | 92.2 | 101.0 | 98.5 | 100.6 | 103.7 | : | : | : | : | : | : | : | : | : | |
| F | 88.1 | 90.7 | 89.3 | 85.1 | 88.2 | 87.1 | 89.4 | 85.4 | 86.9 | 86.5 | -2.2 | -0.4 | | | |
| IRL | 84.7 | 87.0 | 87.2 | 87.8 | 85.9 | 87.0 | 87.6 | 88.4 | : | : | -0.4 | 0.9 | | | |
| I | 101.2 | 100.2 | 98.4 | 102.5 | 105.3 | 99.1 | 94.3 | 101.6 | 101.7 | : | -3.0 | 0.1 | | | |
| L | 110.8 | 112.7 | 110.3 | 84.4 | 96.0 | : | : | : | : | : | : | : | : | : | |
| NL | 100.1 | 103.5 | 103.1 | 97.8 | 98.9 | 95.5 | : | : | : | : | : | : | : | : | |
| P | 126.2 | 123.0 | 116.6 | 124.2 | : | : | : | : | : | : | : | : | : | : | |
| UK | 99.8 | 99.4 | 100.5 | 96.5 | 100.7 | 95.2 | 99.8 | 98.0 | 98.1 | 100.7 | 0.4 | 2.7 | | | |
| EUR10 | 96.9 | 97.8 | 96.9 | 96.3 | 99.4 | 96.5 | 92.7 | 97.0 | 97.3 | : | -1.8 | 0.3 | | | |
| USA | 103.5 | 104.8 | 109.9 | 110.3 | 112.0 | 110.8 | 113.4 | 115.0 | : | : | 2.2 | 1.3 | | | |
| J | 97.0 | 98.1 | 97.5 | 95.6 | 94.6 | 94.1 | 92.8 | 93.2 | : | : | -1.9 | 0.4 | | | |



| 1983 | 1984 | 1985 | 1985 | | | 1986 | | | | | %A | %B | | |
|------|------|------|------|----|----|------|----|----|----|----|----|----|--|--|
| | | | 09 | 10 | 11 | 05 | 06 | 07 | 08 | 09 | 10 | 11 | | |

| PRODUKTIONSINDIZES PRO ARBEITSTAG | | | INDICES OF PRODUCTION PER WORKING DAY | | | | | | | | | INDICES DE PRODUCTION PAR JOUR OUVRABLE | | | |
|--------------------------------------|-------|-------|--|-------|-------|-------|-------|-------|------|-------|-------|--|-------|------|------|
| EUR12 | 89.6 | 91.0 | 89.8 | 102.2 | 93.2 | 90.0 | 84.2 | 88.9 | 88.6 | 52.9 | 101.0 | 92.0 | : | -0.0 | -2.7 |
| B | 98.3 | 93.9 | 93.1 | 116.8 | 100.2 | 92.1 | 116.1 | 90.5 | 80.1 | 110.7 | 126.5 | : | : | 10.7 | 16.0 |
| DK | 102.9 | 115.7 | 119.9 | 173.0 | 138.0 | 103.0 | 91.0 | 94.0 | 93.0 | 165.0 | 173.0 | 119.0 | 93.0 | 0.3 | -7.0 |
| D | 82.1 | 83.2 | 82.4 | 99.8 | 89.9 | 84.2 | 69.5 | 71.9 | 80.5 | 74.9 | 100.5 | 88.7 | 80.6 | 0.7 | -1.5 |
| GR | 79.3 | 77.8 | 83.6 | 95.3 | 87.7 | 84.5 | 81.0 | 91.3 | 79.6 | 52.9 | 88.8 | 84.8 | : | 0.5 | -5.7 |
| E | 91.1 | 87.6 | 86.9 | 103.9 | 97.6 | 78.2 | 74.4 | 76.0 | : | : | : | : | : | -1.5 | |
| F | : | : | : | : | : | : | : | : | : | : | : | : | : | : | |
| IRL | 97.5 | 96.7 | 92.8 | 97.2 | 99.4 | 101.3 | 95.3 | 96.9 | 89.7 | 64.2 | 98.5 | : | : | 0.2 | 3.5 |
| I | 90.8 | 93.3 | 90.0 | 97.2 | 86.1 | 87.7 | 90.4 | 98.3 | 92.2 | 33.3 | 94.0 | 85.0 | : | -0.9 | -3.4 |
| L | 104.7 | : | : | : | : | : | : | : | : | : | : | : | : | 12.5 | |
| NL | 82.3 | 76.9 | 74.9 | 81.0 | 81.0 | 77.0 | 73.0 | 76.0 | 48.0 | 67.0 | : | : | : | 0.8 | |
| P | : | : | 136.3 | 136.1 | 132.5 | 134.3 | 166.6 | : | : | : | : | : | : | : | |
| UK | 95.8 | 100.2 | 103.6 | 117.9 | 116.2 | 120.0 | 94.1 | 101.1 | 99.8 | 98.1 | 118.5 | 120.2 | 116.8 | 1.3 | 0.4 |
| EUR10 | 89.4 | 91.4 | 90.2 | 101.9 | 92.6 | 91.8 | 85.7 | 90.9 | 88.6 | 52.9 | 101.0 | 92.0 | : | 0.6 | -1.9 |
| USA | - | - | - | - | - | - | - | - | - | - | - | - | - | - | - |
| J | - | - | - | - | - | - | - | - | - | - | - | - | - | - | - |

| SAISONBEREINIGT | | | SEASONALLY ADJUSTED | | | | | | | | | DESAISONNALISE | | | |
|-----------------|--|--|---------------------|-------|-------|-------|-------|-------|-------|-------|-------|----------------|------|------|------|
| EUR12 | | | 89.0 | 87.3 | 88.8 | 85.8 | 90.1 | 91.6 | 87.9 | 88.2 | 87.0 | : | : | -1.7 | -1.4 |
| B | | | 93.0 | 95.3 | 100.7 | 120.4 | 94.1 | 111.4 | 112.1 | 104.7 | : | : | : | 5.8 | -6.6 |
| DK | | | 120.2 | 128.4 | 114.5 | 120.6 | 113.7 | 135.6 | 118.3 | 120.1 | 112.1 | 108.1 | 80.9 | -7.4 | -3.6 |
| D | | | 80.3 | 82.6 | 83.9 | 78.8 | 82.5 | 86.1 | 79.6 | 82.1 | 82.2 | : | : | -1.2 | -1.6 |
| GR | | | 89.3 | 84.0 | 81.9 | 77.6 | 91.9 | 89.2 | 80.0 | 82.4 | 81.3 | : | : | -5.8 | -1.3 |
| E | | | 86.5 | 89.2 | 82.9 | 79.8 | 83.2 | : | : | : | : | : | : | : | |
| F | | | : | : | : | : | : | : | : | : | : | : | : | : | |
| IRL | | | 91.4 | 90.5 | 92.8 | 90.8 | 94.1 | 93.7 | 98.5 | 93.9 | : | : | : | 3.3 | -4.7 |
| I | | | 89.9 | 85.2 | 87.1 | 85.6 | 92.9 | 89.0 | 90.3 | 86.0 | 84.5 | : | : | -2.5 | -1.7 |
| L | | | : | : | : | : | : | : | : | : | : | : | : | : | |
| NL | | | 71.9 | 75.2 | 77.9 | 72.3 | 72.9 | 78.9 | 75.2 | : | : | : | : | : | -4.7 |
| P | | | : | : | : | : | : | : | : | : | : | : | : | : | |
| UK | | | 105.0 | 101.6 | 108.7 | 102.7 | 103.2 | 103.0 | 107.6 | 105.3 | 104.9 | 105.4 | : | 0.6 | 0.5 |
| EUR10 | | | 89.3 | 87.1 | 89.7 | 86.8 | 91.2 | 91.3 | 89.3 | 88.8 | 87.6 | : | : | -1.3 | -1.4 |
| USA | | | - | - | - | - | - | - | - | - | - | - | - | - | - |
| J | | | - | - | - | - | - | - | - | - | - | - | - | - | - |

| | 1983 | 1984 | 1985 | 1985 | | | | | 1986 | | | | 1985 | 1986 | | |
|---------------------------------|-------|-------|-------|-------|-------|-------|-------|-------|-------|-------|-------|-------|-------|-------|-------|----------------|
| | | | | IV. | I. | II. | III. | IV. | I. | II. | III. | IV. | I. | II. | III. | SB - ADJ - CVS |
| UMSATZ | | | | | | | | | | | | | | | | |
| EUR12 | | | | | | | | | | | | | | | | |
| B | 117.9 | 126.6 | 136.5 | 119.3 | 146.4 | 115.0 | 150.2 | 131.9 | 153.4 | 121.7 | 168.9 | 141.5 | 139.0 | 138.1 | 154.7 | |
| DK | 128.5 | 150.5 | 169.1 | 143.6 | 179.4 | 146.9 | 196.2 | 154.0 | 200.2 | 152.3 | 209.9 | 170.2 | 180.1 | 180.2 | 180.2 | |
| D | 98.4 | 104.6 | 106.6 | 90.0 | 124.0 | 76.6 | 129.3 | 96.7 | 126.1 | 80.6 | 134.7 | 109.1 | 107.0 | 107.2 | 111.8 | |
| GR | - | - | - | - | - | - | - | - | - | - | - | - | - | - | - | |
| E | - | - | - | - | - | - | - | - | - | - | - | - | - | - | - | |
| F | 136.0 | 139.0 | 151.0 | 136.3 | 154.7 | 137.0 | 155.3 | 151.7 | 162.7 | 145.0 | - | 159.2 | 151.0 | 154.1 | | |
| IRL | 135.2 | 129.0 | 126.1 | 131.5 | 130.2 | 122.9 | 121.5 | 130.0 | 127.9 | 120.4 | - | 124.8 | 120.4 | 127.4 | | |
| I | 148.3 | 168.9 | 186.8 | 153.7 | 207.7 | 153.6 | 215.7 | 170.2 | 223.8 | 166.9 | 234.8 | 192.3 | 193.7 | 194.2 | 209.9 | |
| L | 115.3 | - | - | - | - | - | - | - | - | - | - | - | - | - | | |
| NL | 86.0 | 83.1 | 92.9 | 75.6 | 98.8 | 85.9 | 94.3 | 92.8 | 103.1 | 88.9 | - | 99.0 | 94.8 | 95.5 | | |
| P | - | - | - | - | - | - | - | - | - | - | - | - | - | - | | |
| UK | 106.3 | 118.1 | 129.5 | 127.4 | 124.8 | 119.8 | 133.3 | 140.2 | 130.2 | 125.7 | 139.2 | 134.8 | 130.0 | 132.5 | 137.4 | |
| TURNOVER | | | | | | | | | | | | | | | | |
| CHIFFRE D'AFFAIRES | | | | | | | | | | | | | | | | |
| AUFTRAGSEINGAENGE - GESAMT | | | | | | | | | | | | | | | | |
| EUR12 | | | | | | | | | | | | | | | | |
| B | 130.4 | 135.2 | 134.9 | 143.4 | 154.8 | 126.1 | 128.0 | 130.7 | 152.3 | - | - | 133.2 | 135.8 | - | - | |
| DK | 131.4 | 153.5 | 171.9 | 143.1 | 172.8 | 170.1 | 183.2 | 161.5 | 214.2 | 158.8 | 174.5 | 167.6 | 201.7 | 166.7 | 172.6 | |
| D | 103.6 | 109.7 | 110.2 | 112.4 | 123.5 | 96.4 | 115.3 | 105.5 | 129.3 | 94.8 | 122.2 | 107.1 | 115.5 | 105.5 | 121.2 | |
| GR | - | - | - | - | - | - | - | - | - | - | - | - | - | - | - | |
| E | - | - | - | - | - | - | - | - | - | - | - | - | - | - | - | |
| F | - | - | - | - | - | - | - | - | - | - | - | - | - | - | - | |
| IRL | - | - | - | - | - | - | - | - | - | - | - | - | - | - | - | |
| I | 149.5 | 160.1 | 182.4 | 154.2 | 212.4 | 160.5 | 184.9 | 171.6 | 222.5 | 177.3 | 190.3 | 184.6 | 186.8 | 196.2 | 194.0 | |
| L | - | - | - | - | - | - | - | - | - | - | - | - | - | - | - | |
| NL | - | - | - | - | - | - | - | - | - | - | - | - | - | - | - | |
| P | - | - | - | - | - | - | - | - | - | - | - | - | - | - | - | |
| UK | 103.8 | 111.8 | - | 119.7 | - | - | - | - | - | - | - | - | - | - | - | |
| NEW ORDERS - TOTAL | | | | | | | | | | | | | | | | |
| ENTREES DE COMMANDES - ENSEMBLE | | | | | | | | | | | | | | | | |
| AUSFUHR | | | | | | | | | | | | | | | | |
| EUR12 | | | | | | | | | | | | | | | | |
| UEBL | 110.4 | 124.3 | 133.0 | 132.0 | 135.8 | 126.6 | 130.1 | 139.5 | 138.5 | 133.3 | - | 135.8 | 133.6 | 139.2 | - | |
| DK | 138.2 | 176.2 | 202.9 | 172.2 | 222.5 | 174.5 | 228.3 | 186.5 | 245.8 | 196.8 | - | 200.7 | 221.4 | 223.0 | - | |
| D | 134.7 | 157.3 | 184.0 | 147.8 | 195.9 | 138.5 | 225.2 | 176.3 | 220.8 | 147.6 | - | 194.5 | 197.0 | 185.9 | - | |
| GR | 244.0 | 320.7 | 311.5 | 382.3 | 306.6 | 283.6 | 255.7 | 399.9 | 256.8 | 388.0 | - | 311.9 | 276.8 | 395.0 | - | |
| E | - | - | - | - | - | - | - | - | - | - | - | - | - | - | - | |
| F | 115.7 | 133.1 | 152.3 | 127.4 | 164.8 | 133.7 | 169.4 | 141.4 | 168.1 | 131.3 | - | 154.8 | 151.5 | 145.9 | - | |
| IRL | 127.8 | 138.0 | 144.4 | 142.4 | 147.6 | 140.1 | 144.0 | 145.8 | 139.0 | 142.3 | - | 141.1 | 136.5 | 146.2 | - | |
| I | 152.8 | 177.3 | 195.0 | 179.4 | 213.9 | 153.5 | 221.1 | 191.3 | 227.1 | 158.5 | - | 198.2 | 203.0 | 193.8 | - | |
| NL | 118.4 | 135.5 | 156.5 | 132.5 | 174.4 | 127.5 | 164.0 | 160.1 | 185.0 | 149.2 | - | 169.0 | 166.1 | 168.0 | - | |
| P | - | - | - | - | - | - | - | - | - | - | - | - | - | - | - | |
| UK | 104.0 | 122.7 | 137.0 | 141.2 | 115.9 | 127.9 | 151.0 | 153.1 | 107.0 | 120.5 | - | 142.3 | 120.8 | 126.4 | - | |
| EUR10 | 146.2 | 178.1 | 207.5 | 190.6 | 206.4 | 178.2 | 236.1 | 209.4 | - | - | - | 210.1 | - | - | - | |
| EXPORTS | | | | | | | | | | | | | | | | |
| EXPORTATIONS | | | | | | | | | | | | | | | | |
| EINFUHR | | | | | | | | | | | | | | | | |
| EUR12 | | | | | | | | | | | | | | | | |
| UEBL | 109.2 | 120.3 | 129.6 | 102.0 | 162.8 | 94.1 | 152.7 | 108.6 | 161.9 | 105.0 | - | 128.6 | 129.1 | 132.4 | - | |
| DK | 120.1 | 148.6 | 173.9 | 148.4 | 197.9 | 140.1 | 191.7 | 166.1 | 202.1 | 176.3 | - | 181.5 | 182.0 | 200.5 | - | |
| D | 119.7 | 140.8 | 145.7 | 129.5 | 174.1 | 112.7 | 162.6 | 133.4 | 166.8 | 131.9 | - | 146.3 | 144.0 | 153.4 | - | |
| GR | 456.2 | 439.0 | 463.0 | 461.0 | 378.1 | 457.2 | 442.3 | 574.5 | 297.5 | 609.3 | - | 558.6 | 402.7 | 547.8 | - | |
| E | - | - | - | - | - | - | - | - | - | - | - | - | - | - | - | |
| F | 132.8 | 146.0 | 168.0 | 139.7 | 189.9 | 140.8 | 184.4 | 156.9 | 204.5 | 165.7 | - | 175.6 | 178.8 | 185.4 | - | |
| IRL | 132.6 | 152.3 | 158.9 | 182.3 | 159.2 | 142.0 | 166.0 | 168.6 | 172.0 | 138.8 | - | 158.0 | 171.2 | 151.5 | - | |
| I | 123.7 | 150.1 | 184.2 | 165.8 | 186.4 | 173.8 | 188.6 | 187.8 | 210.0 | 185.7 | - | 192.4 | 207.5 | 194.6 | - | |
| NL | 109.7 | 123.0 | 134.9 | 107.3 | 168.6 | 100.2 | 156.3 | 114.5 | 170.2 | 111.0 | - | 134.7 | 136.3 | 141.1 | - | |
| P | - | - | - | - | - | - | - | - | - | - | - | - | - | - | - | |
| UK | 136.7 | 167.1 | 177.6 | 158.0 | 202.2 | 164.7 | 183.8 | 159.9 | 188.4 | 155.4 | - | 174.0 | 170.6 | 165.1 | - | |
| EUR10 | 117.9 | 142.2 | 153.5 | 133.2 | 185.5 | 129.6 | 161.3 | 137.4 | - | - | - | 153.2 | - | - | - | |
| IMPORTS | | | | | | | | | | | | | | | | |
| IMPORTATIONS | | | | | | | | | | | | | | | | |
| ABHAENIG BESCHAEFFIGTE | | | | | | | | | | | | | | | | |
| NUMBER OF EMPLOYEES | | | | | | | | | | | | | | | | |
| NOMBRE DE SALARIES | | | | | | | | | | | | | | | | |
| EUR12 | | | | | | | | | | | | | | | | |
| B | 84.2 | 82.2 | 78.5 | 81.7 | 79.3 | 78.4 | 78.1 | 78.0 | 79.6 | - | - | 77.7 | 79.1 | - | - | |
| DK | 93.8 | 93.5 | 92.8 | 93.8 | 91.6 | 92.6 | 93.8 | 93.2 | 94.8 | 94.0 | 91.2 | 92.5 | 95.4 | 94.5 | 91.0 | |
| D | 79.0 | 77.8 | 76.4 | 77.2 | 77.2 | 76.1 | 76.2 | 76.1 | 76.2 | 74.6 | 73.9 | 75.8 | 75.8 | 75.0 | 74.1 | |
| GR | 145.9 | 146.1 | 135.7 | 146.3 | 135.5 | 136.8 | 134.7 | 135.9 | 135.3 | 135.8 | - | 138.3 | 131.5 | 133.3 | - | |
| E | 80.3 | 74.7 | 66.4 | 70.2 | 65.8 | 65.3 | 68.0 | 66.4 | 65.7 | - | - | 66.5 | 67.1 | - | - | |
| F | 94.1 | 91.1 | 86.4 | 89.9 | 89.8 | - | - | - | - | - | - | - | - | - | - | |
| IRL | 82.5 | 80.6 | 76.9 | 77.7 | 78.2 | 76.7 | 75.6 | 77.2 | - | - | - | 77.2 | - | - | - | |
| I | - | - | - | - | - | - | - | - | - | - | - | - | - | - | - | |
| L | 96.7 | - | - | - | - | - | - | - | - | - | - | - | - | - | - | |
| NL | 69.5 | 63.6 | 61.2 | 62.0 | 60.9 | 60.7 | 61.3 | 61.9 | 61.7 | 61.8 | - | 61.3 | 62.1 | 62.0 | - | |
| P | - | - | - | - | - | - | - | - | - | - | - | - | - | - | - | |
| UK | 78.1 | 76.5 | 75.7 | 75.9 | 75.7 | 75.3 | 76.3 | 75.6 | 74.2 | 73.0 | - | 75.5 | 74.5 | 73.4 | - | |

PRODUKTIONSINDIZES
INDICES OF PRODUCTION
INDICES DE PRODUCTION

1980 = 100

| 1983 | 1984 | 1985 | 1985 | | | 1986 | | | | | %A | %B |
|------|------|------|------|----|----|------|----|----|----|----|----|----|
| | | | 09 | 10 | 11 | 05 | 06 | 07 | 08 | 09 | | |

NACE: 451 + 452

HERSTELLUNG VON SCHUHEN

FOOTWEAR MANUFACTURE

INDUSTRIE DE LA CHAUSSURE

| PRODUKTIONSINDIZES PRO ARBEITSTAG | | | INDICES OF PRODUCTION PER WORKING DAY | | | | | | | | | INDICES DE PRODUCTION PAR JOUR OUVRABLE | | | | |
|--------------------------------------|-------|-------|--|-------|-------|-------|-------|-------|------|-------|-------|--|-------|-------|-------|--|
| EUR12 | 97.6 | 95.3 | 91.8 | 99.5 | 94.8 | 91.4 | 82.8 | 90.2 | 82.3 | 44.9 | 97.5 | 90.5 | : | -3.8 | -4.3 | |
| B | 100.3 | 93.4 | 86.6 | 98.7 | 102.6 | 86.8 | 78.7 | 82.2 | 39.0 | 74.7 | 97.9 | : | : | -4.9 | -6.9 | |
| DK | 104.9 | 110.4 | 105.0 | 155.1 | 127.1 | 89.1 | 65.1 | 100.1 | 72.1 | 149.1 | 143.1 | 106.1 | 88.1 | -0.2 | -9.2 | |
| D | 85.8 | 88.3 | 84.7 | 109.1 | 100.2 | 84.9 | 71.5 | 63.5 | 60.9 | 88.2 | 100.4 | 86.2 | 77.1 | -8.1 | -10.3 | |
| GR | 84.3 | 83.1 | 113.3 | 147.9 | 131.8 | 113.9 | 97.0 | 106.6 | 92.1 | 93.9 | 132.8 | 124.7 | : | 3.5 | -6.3 | |
| E | 121.8 | 132.1 | 112.5 | 108.0 | 115.8 | 105.9 | 95.9 | 96.1 | : | : | : | : | : | -15.2 | | |
| F | 104.7 | 102.8 | 105.2 | 113.7 | 109.5 | 105.1 | 103.2 | 113.5 | 74.4 | 53.8 | 111.3 | 107.6 | 101.1 | -3.8 | -2.5 | |
| IRL | 94.2 | 88.7 | 66.7 | 64.5 | 71.4 | 67.4 | 46.8 | 49.3 | : | : | : | : | : | -26.2 | | |
| I | 96.5 | 90.1 | 86.0 | 89.4 | 83.4 | 84.2 | 80.7 | 90.3 | 93.8 | 29.1 | 88.5 | 83.1 | : | -1.4 | -1.9 | |
| L | - | - | - | - | - | - | - | - | - | - | - | - | - | | | |
| NL | 83.8 | 76.4 | 76.3 | 83.0 | 82.0 | 79.0 | 71.0 | 78.0 | 47.0 | 64.0 | : | : | : | 0.5 | | |
| P | : | : | 194.0 | 185.4 | 166.2 | 180.1 | 221.3 | : | : | : | : | : | : | : | | |
| UK | 86.9 | 87.9 | 87.8 | 103.4 | 98.7 | 99.8 | 69.2 | 89.5 | 82.4 | 88.4 | 110.4 | 101.3 | 97.6 | 3.4 | 2.5 | |
| EUR10 | 95.0 | 91.7 | 89.6 | 98.5 | 92.5 | 89.8 | 81.4 | 89.5 | 82.3 | 44.9 | 97.5 | 90.5 | : | -2.0 | -2.2 | |
| USA | 87.3 | 77.4 | 67.7 | 70.6 | 71.2 | 66.3 | 59.6 | 54.4 | 51.4 | 63.7 | 59.1 | : | : | -11.3 | -13.3 | |
| J | 96.4 | 98.9 | : | : | : | : | : | : | : | : | : | : | : | 1.6 | | |

| SAISONBEREINIGT | | | SEASONALLY ADJUSTED | | | | | | | | | DESAISONNALISE | | | |
|-----------------|--|--|---------------------|-------|-------|-------|-------|-------|-------|-------|-------|----------------|------|-------|------|
| EUR12 | | | | 89.7 | 89.3 | 90.1 | 82.1 | 87.7 | 87.8 | 86.6 | 87.0 | 84.9 | : | 0.3 | -2.4 |
| B | | | | 80.8 | 91.4 | 92.9 | 80.7 | 78.6 | 85.4 | 75.9 | 79.6 | : | : | -0.3 | 4.9 |
| DK | | | | 103.4 | 115.2 | 93.4 | 85.6 | 100.7 | 124.3 | 111.3 | 94.8 | 98.3 | 96.2 | -14.0 | -2.1 |
| D | | | | 80.6 | 84.4 | 84.9 | 71.1 | 73.9 | 78.3 | 78.0 | 73.9 | 71.8 | 75.2 | -4.1 | 6.7 |
| GR | | | | 130.9 | 124.5 | 112.1 | 106.9 | 114.1 | 115.0 | 113.0 | 112.5 | 111.6 | : | 0.3 | -0.8 |
| E | | | | 106.9 | 115.1 | 108.2 | 87.5 | 90.4 | : | : | : | : | : | | |
| F | | | | 103.5 | 104.6 | 102.0 | 95.7 | 101.0 | 101.2 | 103.2 | 100.8 | 102.0 | 98.6 | -1.4 | -3.3 |
| IRL | | | | 57.2 | 63.8 | 59.2 | 43.5 | 52.6 | : | : | : | : | : | | |
| I | | | | 85.1 | 82.6 | 85.8 | 80.5 | 87.1 | 84.8 | 84.8 | 83.2 | 81.4 | : | -1.2 | -2.2 |
| L | | | | - | - | - | - | - | - | - | - | - | - | | |
| NL | | | | 70.2 | 74.5 | 73.7 | 73.4 | 76.0 | 85.4 | 73.3 | : | : | : | -14.1 | |
| P | | | | - | - | - | - | - | - | - | - | - | - | | |
| UK | | | | 88.4 | 87.0 | 89.7 | 81.1 | 90.7 | 89.7 | 91.5 | 94.6 | 89.3 | 87.5 | -0.2 | -2.0 |
| EUR10 | | | | 88.0 | 86.8 | 88.2 | 81.4 | 87.4 | 88.1 | 87.5 | 86.3 | 84.7 | : | 0.6 | -1.9 |
| USA | | | | 68.3 | 66.1 | 64.6 | 57.2 | 55.0 | 62.0 | 61.1 | 57.6 | : | : | 4.7 | -5.7 |
| J | | | | : | : | : | : | : | : | : | : | : | : | | |

| 1983 | 1984 | 1985 | 1985 | | | 1986 | | | | | %A | %B |
|------|------|------|------|----|----|------|----|----|----|----|----|----|
| | | | 09 | 10 | 11 | 05 | 06 | 07 | 08 | 09 | | |

NACE: 453+454+456

BEKLEIDUNGSGEWERBE

CLOTHING INDUSTRY

INDUSTRIE DE L'HABILLEMENT

| PRODUKTIONSINDIZES PRO ARBEITSTAG | | | INDICES OF PRODUCTION PER WORKING DAY | | | | | | | | | INDICES DE PRODUCTION PAR JOUR OUVRABLE | | | |
|--------------------------------------|-------|-------|--|-------|-------|-------|-------|-------|-------|-------|-------|--|-------|------|-------|
| EUR12 | 88.4 | 90.8 | 91.2 | 105.4 | 94.9 | 91.2 | 85.6 | 90.9 | 91.8 | 58.5 | 105.9 | 95.3 | : | 1.7 | -0.9 |
| B | 98.1 | 94.3 | 93.2 | 118.3 | 100.0 | 91.4 | 82.2 | 93.9 | 83.1 | 112.8 | 128.9 | : | : | 8.4 | 16.9 |
| DK | 105.0 | 119.8 | 125.8 | 190.6 | 149.5 | 103.3 | 81.3 | 82.3 | 81.3 | 180.6 | 184.6 | 119.4 | 87.3 | -4.8 | -11.8 |
| D | 81.3 | 82.0 | 81.8 | 97.7 | 87.5 | 84.0 | 69.0 | 73.8 | 85.0 | 71.7 | 100.6 | 89.2 | 81.4 | 2.8 | 0.7 |
| GR | 77.9 | 76.3 | 75.7 | 81.3 | 75.9 | 76.7 | 76.9 | 87.3 | 76.4 | 42.0 | 77.1 | 74.2 | : | -0.5 | -5.2 |
| E | 82.7 | 75.4 | 79.9 | 102.8 | 92.6 | 70.6 | 68.5 | 70.4 | : | : | : | : | : | 4.3 | |
| F | : | : | : | : | : | : | : | : | : | : | : | : | : | | |
| IRL | 100.2 | 100.5 | 100.9 | 107.8 | 107.6 | 111.7 | 109.9 | 109.7 | 104.9 | 71.8 | 112.8 | : | : | 4.9 | 8.1 |
| I | 90.5 | 98.2 | 96.1 | 104.9 | 91.0 | 93.2 | 99.6 | 107.4 | 95.9 | 38.4 | 102.1 | 89.5 | : | 0.2 | -3.0 |
| L | 104.7 | : | : | : | : | : | : | : | : | : | : | : | : | 12.5 | |
| NL | 82.2 | 77.0 | 74.3 | 81.0 | 80.0 | 76.0 | 73.0 | 75.0 | 48.0 | 68.0 | : | : | : | 1.1 | |
| P | : | : | 109.2 | 112.9 | 116.6 | 112.8 | 140.9 | : | : | : | : | : | : | | |
| UK | 98.3 | 103.3 | 107.9 | 121.9 | 121.0 | 125.5 | 100.9 | 104.3 | 104.5 | 100.8 | 120.7 | 125.3 | 122.1 | 0.9 | -0.1 |
| EUR10 | 89.3 | 93.3 | 93.2 | 105.8 | 95.2 | 95.1 | 88.7 | 94.8 | 91.8 | 58.5 | 105.9 | 95.3 | : | 1.7 | -0.9 |
| USA | 98.0 | 105.6 | 103.7 | 109.0 | 107.3 | 106.1 | 104.7 | 107.6 | 103.2 | 109.4 | 110.3 | : | : | 2.8 | 2.2 |
| J | 98.3 | 99.4 | : | : | : | : | : | : | : | : | : | : | : | 1.8 | |

| SAISONBEREINIGT | | | SEASONALLY ADJUSTED | | | | | | | | | DESAISONNALISE | | | |
|-----------------|--|--|---------------------|-------|-------|-------|-------|-------|-------|-------|-------|----------------|-------|------|------|
| EUR12 | | | | 90.5 | 88.8 | 90.2 | 88.0 | 93.5 | 95.1 | 89.8 | 91.5 | 90.3 | : | -1.8 | -1.3 |
| B | | | | 93.7 | 95.6 | 100.6 | 93.1 | 95.9 | 111.6 | 112.4 | 105.2 | : | : | 15.6 | -6.4 |
| DK | | | | 125.0 | 136.4 | 121.2 | 123.3 | 115.2 | 125.0 | 116.7 | 117.7 | 107.5 | 106.4 | -7.1 | -1.1 |
| D | | | | 80.1 | 82.1 | 84.0 | 80.6 | 84.5 | 87.7 | 79.9 | 84.0 | 85.5 | 82.2 | -0.5 | -2.8 |
| GR | | | | 77.8 | 73.7 | 73.9 | 69.8 | 86.1 | 82.4 | 71.9 | 74.5 | 73.4 | : | -7.8 | -1.5 |
| E | | | | 81.1 | 82.3 | 76.2 | 78.1 | 81.4 | : | : | : | : | : | | |
| F | | | | : | : | : | : | : | : | : | : | : | : | | |
| IRL | | | | 103.0 | 98.2 | 103.6 | 105.5 | 105.3 | 107.0 | 111.2 | 108.6 | : | : | 3.2 | -2.3 |
| I | | | | 95.1 | 90.2 | 91.7 | 90.7 | 101.6 | 93.5 | 94.2 | 91.9 | 89.9 | : | -3.4 | -2.2 |
| L | | | | : | : | : | : | : | : | : | : | : | : | | |
| NL | | | | 72.8 | 74.6 | 78.8 | 71.8 | 71.4 | 75.2 | 75.3 | : | : | : | 0.0 | |
| P | | | | - | - | - | - | - | - | - | - | - | - | | |
| UK | | | | 109.6 | 105.6 | 113.9 | 108.6 | 106.6 | 106.7 | 112.0 | 108.2 | 109.2 | 110.3 | 0.7 | 1.0 |
| EUR10 | | | | 92.1 | 90.0 | 92.9 | 89.7 | 95.8 | 94.7 | 92.1 | 92.7 | 91.0 | : | -1.6 | -1.8 |
| USA | | | | 104.3 | 104.1 | 105.3 | 105.4 | 105.6 | 106.3 | 106.0 | 106.7 | : | : | 0.8 | 0.6 |
| J | | | | : | : | : | : | : | : | : | : | : | : | | |

PRODUKTIONSINDIZES
INDICES OF PRODUCTION
INDICES DE PRODUCTION

1980 = 100

| 1983 | 1984 | 1985 | 1985 | | | 1986 | | | | | XA | XB |
|------|------|------|------|----|----|------|----|----|----|----|----|----|
| | | | 09 | 10 | 11 | 05 | 06 | 07 | 08 | 09 | | |

NACE 471 + 472

PAPPE- UND PAPPENERZEUGUNG
UND -VERARBEITUNG

PULP, PAPER, PAPERBOARD AND
MANUFACTURES THEREOF

PRODUCTION ET TRANSFORMATION
DU PAPIER ET DU CARTON

| PRODUKTIONSINDIZES | | | | INDICES OF PRODUCTION | | | | | | | | INDICES DE PRODUCTION | | | |
|--------------------|-------|-------|-------|-----------------------|-------|-------|-------|-------|-------|-------|-------|-----------------------|-------|------|------|
| PRO ARBEITSTAG | | | | PER WORKING DAY | | | | | | | | PAR JOUR OUVRABLE | | | |
| EUR12 | 99.6 | 104.9 | 105.8 | 109.1 | 111.2 | 112.1 | 110.1 | 115.9 | 107.7 | 78.7 | 114.6 | 116.4 | : | 2.6 | 4.7 |
| B | 104.8 | 110.9 | 113.1 | 126.3 | 118.2 | 117.1 | 119.5 | 125.5 | 89.7 | 111.0 | 123.8 | : | : | 0.3 | 2.7 |
| DK | 112.1 | 126.5 | 125.0 | 134.0 | 146.5 | 132.3 | 124.3 | 135.3 | 86.8 | 128.8 | 138.5 | 145.8 | 128.8 | 0.7 | 0.1 |
| D | 103.0 | 108.1 | 111.4 | 113.5 | 116.9 | 117.3 | 112.4 | 118.6 | 110.4 | 106.3 | 121.4 | 124.5 | 121.6 | 3.2 | 5.7 |
| GR | 104.9 | 116.8 | 135.3 | 121.0 | 147.4 | 154.5 | 161.7 | 160.0 | 148.9 | 110.8 | 167.8 | 170.7 | : | 18.4 | 24.9 |
| E | 99.0 | 104.1 | 104.6 | 102.7 | 110.0 | 107.0 | 114.9 | 118.5 | : | : | : | : | : | 2.4 | : |
| F | 103.2 | 110.1 | 107.5 | 110.6 | 108.1 | 106.8 | 114.3 | 121.2 | 132.2 | 60.0 | 118.8 | 119.3 | 119.7 | 3.9 | 9.9 |
| IRL | 80.4 | 77.2 | 78.1 | 80.4 | 87.2 | 85.2 | 83.9 | 88.3 | 93.2 | 53.6 | 91.0 | : | : | 5.6 | 6.9 |
| I | 96.0 | 103.5 | 101.1 | 109.7 | 107.5 | 112.0 | 109.7 | 116.7 | 110.4 | 46.4 | 109.4 | 110.8 | : | 2.8 | 4.1 |
| L | - | - | - | - | - | - | - | - | - | - | - | - | - | - | - |
| NL | 108.6 | 116.4 | 123.7 | 130.8 | 127.8 | 131.8 | 138.8 | 135.8 | 110.8 | 115.8 | 129.8 | 128.8 | : | 4.7 | 0.3 |
| P | 117.2 | 124.1 | 143.4 | 111.5 | 144.8 | 149.8 | 140.4 | : | : | : | : | : | : | 11.9 | : |
| UK | 90.3 | 91.7 | 90.9 | 96.7 | 97.4 | 99.6 | 89.1 | 98.6 | 88.7 | 82.7 | 99.3 | 100.9 | 103.9 | 2.4 | 3.5 |
| EUR10 | 99.2 | 104.5 | 105.0 | 109.9 | 110.4 | 111.7 | 108.6 | 115.5 | 107.7 | 78.7 | 114.6 | 116.4 | : | 2.8 | 5.7 |
| USA | 108.3 | 115.1 | 115.4 | 117.0 | 118.4 | 114.9 | 120.4 | 126.9 | 117.5 | 125.8 | 125.7 | : | : | 5.4 | 8.2 |
| J | 101.6 | 106.6 | 111.6 | 113.9 | 117.6 | 114.5 | 113.7 | 114.1 | 115.2 | 110.5 | 117.7 | : | : | 3.0 | 2.0 |

| SAISONBEREINIGT | | | | SEASONALLY ADJUSTED | | | | | | | | DESAISONNALISE | | | |
|-----------------|--|--|--|---------------------|-------|-------|-------|-------|-------|-------|-------|----------------|-------|------|------|
| EUR12 | | | | 105.4 | 106.0 | 106.3 | 107.1 | 109.2 | 108.2 | 108.6 | 110.7 | 111.0 | : | 1.8 | 0.3 |
| B | | | | 117.7 | 114.2 | 114.1 | 111.9 | 111.5 | 121.7 | 115.7 | 114.6 | : | : | 3.6 | -0.9 |
| DK | | | | 125.5 | 130.8 | 125.0 | 124.6 | 124.6 | 122.1 | 119.5 | 129.2 | 127.8 | 120.6 | 3.1 | -5.6 |
| D | | | | 110.3 | 113.1 | 111.5 | 112.6 | 114.5 | 114.4 | 117.0 | 118.0 | 119.7 | 116.2 | 2.3 | -2.9 |
| GR | | | | 124.9 | 142.0 | 144.6 | 154.6 | 159.4 | 161.0 | 144.9 | 172.3 | 165.6 | : | 1.6 | -3.9 |
| E | | | | 105.8 | 106.1 | 105.4 | 108.7 | 115.7 | : | : | : | : | : | : | : |
| F | | | | 108.4 | 106.5 | 104.3 | 108.7 | 111.1 | 114.5 | 114.0 | 115.8 | 117.2 | 117.3 | 3.1 | 0.1 |
| IRL | | | | 75.1 | 79.1 | 79.7 | 76.4 | 79.6 | 85.3 | 83.5 | 85.6 | : | : | 2.7 | 2.6 |
| I | | | | 101.1 | 99.9 | 103.7 | 102.6 | 106.3 | 103.3 | 107.6 | 102.1 | 104.3 | : | 0.6 | 2.2 |
| L | | | | - | - | - | - | - | - | - | - | - | - | - | - |
| NL | | | | 127.1 | 126.3 | 129.6 | 132.5 | 127.9 | 128.3 | 131.5 | 126.6 | 128.0 | : | -0.7 | 1.1 |
| P | | | | 134.6 | 147.8 | 146.4 | 148.8 | : | : | : | : | : | : | : | : |
| UK | | | | 90.6 | 90.6 | 91.7 | 91.7 | 93.5 | 95.1 | 91.7 | 93.4 | 94.4 | 96.2 | 1.3 | 1.9 |
| EUR10 | | | | 104.5 | 104.9 | 105.4 | 105.8 | 108.1 | 108.4 | 109.9 | 109.2 | 110.6 | : | 2.3 | 1.3 |
| USA | | | | 115.4 | 114.5 | 114.9 | 120.0 | 124.3 | 123.8 | 125.1 | 124.7 | : | : | 2.0 | -0.4 |
| J | | | | 113.3 | 114.3 | 112.4 | 112.7 | 113.4 | 113.3 | 114.8 | 116.5 | : | : | 1.7 | 1.5 |

| 1983 | 1984 | 1985 | 1985 | | | 1986 | | | | | XA | XB |
|------|------|------|------|----|----|------|----|----|----|----|----|----|
| | | | 09 | 10 | 11 | 05 | 06 | 07 | 08 | 09 | | |

NACE 473
PRINTING

DRUCKEREI

IMPRIMERIE

| PRODUKTIONSINDIZES | | | | INDICES OF PRODUCTION | | | | | | | | INDICES DE PRODUCTION | | | |
|--------------------|-------|-------|-------|-----------------------|-------|-------|-------|-------|-------|-------|-------|-----------------------|-------|------|------|
| PRO ARBEITSTAG | | | | PER WORKING DAY | | | | | | | | PAR JOUR OUVRABLE | | | |
| EUR12 | 98.4 | 103.2 | 105.1 | 107.7 | 112.5 | 113.0 | 108.6 | 112.1 | 102.4 | 87.0 | 114.3 | 117.1 | : | 2.5 | 4.9 |
| B | - | - | - | - | - | - | - | - | - | - | - | - | - | - | - |
| DK | 106.8 | 116.4 | 120.9 | 130.1 | 142.1 | 140.1 | 131.1 | 128.1 | 102.1 | 131.1 | 144.1 | 148.1 | 137.1 | 8.1 | 4.1 |
| D | 94.3 | 98.1 | 99.9 | 101.8 | 109.0 | 109.8 | 99.4 | 101.4 | 93.7 | 92.7 | 105.3 | 111.7 | 113.1 | 2.4 | 3.0 |
| GR | 104.7 | 113.2 | 124.0 | 103.3 | 105.1 | 134.8 | 119.6 | 121.6 | 115.0 | 93.8 | 123.0 | 128.0 | : | 0.5 | 3.4 |
| E | 100.4 | 108.4 | 104.1 | 105.4 | 124.9 | 110.6 | 127.1 | 124.1 | : | : | : | : | : | 3.5 | : |
| F | 106.4 | 109.1 | 108.9 | 112.6 | 113.6 | 115.7 | 124.7 | 121.8 | 113.3 | 70.3 | 119.3 | 118.5 | 127.1 | 5.4 | 6.7 |
| IRL | 94.2 | 93.1 | 92.4 | 88.4 | 89.8 | 94.1 | 90.9 | 89.9 | 84.4 | 81.9 | 84.4 | : | : | -4.8 | -1.0 |
| I | 107.3 | 113.0 | 116.0 | 113.7 | 116.9 | 114.8 | 116.7 | 135.4 | 115.1 | 74.3 | 124.6 | 122.8 | : | -2.6 | 5.5 |
| L | 100.8 | 108.7 | 115.1 | 89.9 | 106.1 | 143.3 | 133.3 | 117.4 | : | : | : | : | : | 2.7 | : |
| NL | 94.8 | 100.2 | 102.3 | 104.0 | 105.0 | 109.0 | 108.0 | 104.0 | 85.0 | 93.0 | : | : | : | 0.5 | : |
| P | - | - | - | - | - | - | - | - | - | - | - | - | - | - | - |
| UK | 92.2 | 97.5 | 100.8 | 107.1 | 110.9 | 112.0 | 100.0 | 103.7 | 101.5 | 97.0 | 112.8 | 114.8 | 114.6 | 3.6 | 3.7 |
| EUR10 | 98.3 | 102.9 | 105.2 | 107.8 | 112.0 | 113.1 | 107.9 | 111.6 | 102.4 | 87.0 | 114.3 | 117.1 | : | 2.4 | 4.9 |
| USA | 112.8 | 127.3 | 133.7 | 147.2 | 140.4 | 135.5 | 135.9 | 144.9 | 150.4 | 157.7 | 157.3 | 149.4 | : | 5.7 | 6.3 |
| J | - | - | - | - | - | - | - | - | - | - | - | - | - | - | - |

| SAISONBEREINIGT | | | | SEASONALLY ADJUSTED | | | | | | | | DESAISONNALISE | | | |
|-----------------|--|--|--|---------------------|-------|-------|-------|-------|-------|-------|-------|----------------|-------|------|------|
| EUR12 | | | | 104.4 | 105.8 | 104.4 | 107.4 | 107.7 | 107.9 | 108.6 | 110.5 | 110.1 | : | 1.9 | -0.4 |
| B | | | | - | - | - | - | - | - | - | - | - | - | - | - |
| DK | | | | 121.3 | 125.9 | 127.2 | 133.4 | 132.3 | 131.4 | 133.5 | 136.0 | 133.3 | 127.2 | -0.2 | -4.6 |
| D | | | | 98.3 | 102.2 | 99.5 | 102.8 | 100.7 | 102.1 | 102.2 | 101.8 | 104.5 | 102.9 | 1.4 | -1.5 |
| GR | | | | 106.9 | 107.5 | 123.7 | 117.9 | 119.8 | 122.7 | 107.5 | 125.8 | 128.8 | : | 0.5 | 2.4 |
| E | | | | 101.9 | 113.9 | 103.1 | 113.9 | 117.3 | : | : | : | : | : | : | : |
| F | | | | 108.5 | 107.5 | 109.7 | 112.9 | 112.7 | 114.8 | 115.7 | 115.7 | 114.0 | 121.7 | 2.4 | 6.7 |
| IRL | | | | 90.1 | 93.3 | 91.4 | 88.9 | 87.3 | 89.1 | 89.4 | 85.4 | : | : | -0.3 | -4.4 |
| I | | | | 115.6 | 116.0 | 105.6 | 113.8 | 118.5 | 115.4 | 115.8 | 122.4 | 120.5 | : | 3.2 | -1.6 |
| L | | | | 103.9 | 107.5 | 128.7 | 119.8 | 115.0 | : | : | : | : | : | : | : |
| NL | | | | 100.7 | 100.1 | 101.6 | 106.0 | 105.0 | 101.5 | 101.4 | : | : | : | -0.1 | : |
| P | | | | - | - | - | - | - | - | - | - | - | - | - | - |
| UK | | | | 101.6 | 101.7 | 102.6 | 104.5 | 104.5 | 106.7 | 106.7 | 106.7 | 105.4 | 105.0 | -0.3 | -0.4 |
| EUR10 | | | | 104.5 | 105.5 | 104.5 | 107.2 | 107.3 | 108.0 | 108.0 | 110.5 | 110.3 | : | 1.9 | -0.2 |
| USA | | | | 134.5 | 134.5 | 135.4 | 138.8 | 141.7 | 143.0 | 143.1 | 143.7 | 143.5 | : | 1.6 | -0.1 |
| J | | | | - | - | - | - | - | - | - | - | - | - | - | - |

PRODUKTIONSINDIZES
INDICES OF PRODUCTION
INDICES DE PRODUCTION

1980 = 100

| | 1983 | 1984 | 1985 | 1985 | | | 1986 | | | | | %A | %B | | |
|-------------------------------|-------|-------|-------|--|-------|-------|-------|-------|-------|------|-------|--------------------------------|-------|------|-------|
| | | | | 09 | 10 | 11 | 05 | 06 | 07 | 08 | 09 | | | 10 | 11 |
| NACE 481 + 482 | | | | | | | | | | | | | | | |
| VERARBEITUNG VON GUMMI | | | | MANUFACTURES OF RUBBER PRODUCTS | | | | | | | | INDUSTRIE DU CAOUTCHOUC | | | |
| PRODUKTIONSINDIZES | | | | INDICES OF PRODUCTION | | | | | | | | INDICES DE PRODUCTION | | | |
| PRO ARBEITSTAG | | | | PER WORKING DAY | | | | | | | | PAR JOUR DUVRABLE | | | |
| EUR12 | 87.2 | 91.0 | 95.6 | 101.4 | 103.6 | 102.6 | 99.3 | 105.1 | 87.4 | 52.0 | 104.3 | 106.7 | : | 2.0 | 3.5 |
| B | 81.4 | 90.0 | 94.7 | 105.2 | 117.2 | 103.0 | 93.6 | 97.9 | 32.0 | 98.9 | 121.3 | : | : | 4.9 | 9.3 |
| DK | 85.6 | 101.8 | 99.3 | 116.9 | 103.9 | 101.9 | 91.9 | 111.9 | 34.0 | 93.9 | 109.9 | 111.9 | 106.9 | -2.2 | 1.9 |
| D | 98.7 | 103.6 | 111.4 | 117.4 | 120.2 | 118.1 | 116.8 | 116.7 | 90.3 | 93.1 | 120.7 | 124.5 | 119.9 | 2.0 | 2.6 |
| GR | 100.2 | 100.7 | 106.0 | 121.7 | 112.4 | 111.1 | 87.0 | 128.2 | 132.1 | 19.2 | 92.6 | 123.3 | : | -6.0 | -26.3 |
| E | 86.6 | 91.3 | 96.6 | 96.9 | 111.7 | 103.4 | 96.9 | 102.4 | : | : | : | : | : | 4.6 | : |
| F | 82.4 | 84.4 | 83.5 | 86.5 | 88.3 | 87.5 | 83.4 | 92.8 | 80.0 | 44.3 | 86.6 | 90.2 | 89.6 | -0.5 | 1.6 |
| IRL | 108.8 | 103.8 | 110.6 | 117.1 | 119.0 | 113.4 | 111.7 | 99.3 | 100.4 | 59.4 | 122.5 | : | : | -5.1 | -2.1 |
| I | 82.3 | 90.4 | 97.7 | 109.4 | 108.3 | 108.9 | 111.3 | 116.2 | 109.1 | 22.1 | 113.6 | 114.0 | : | 6.3 | 3.5 |
| L | 112.3 | 124.8 | 125.9 | 136.0 | 127.2 | 138.7 | 133.3 | 148.9 | : | : | : | : | : | 1.6 | : |
| NL | : | : | : | : | : | : | : | : | : | : | : | : | : | : | : |
| P | : | : | 109.1 | 105.5 | 126.7 | 113.4 | 118.6 | : | : | : | : | : | : | : | : |
| UK | 81.6 | 79.3 | 83.6 | 90.7 | 85.5 | 90.8 | 84.4 | 92.8 | 76.9 | 70.6 | 92.5 | 94.6 | 100.0 | 3.1 | 7.5 |
| EUR10 | 87.3 | 90.9 | 95.4 | 102.3 | 102.2 | 102.5 | 99.7 | 105.6 | 87.4 | 52.0 | 104.3 | 106.7 | : | 2.2 | 2.8 |
| USA | - | - | - | - | - | - | - | - | - | - | - | - | - | - | - |
| J | - | - | - | - | - | - | - | - | - | - | - | - | - | - | - |

| | 1983 | | | 1985 | | | 1986 | | | | | %A | %B | | | | |
|----------------------------|------|--|--|--------------|-------|-------|-------|-------|-------|-------|-------|-------|-------|-------|-------|------|-----|
| | | | | 09 | 10 | 11 | 05 | 06 | 07 | 08 | 09 | | | 10 | 11 | | |
| SAISONBEREINIGT | | | | | | | | | | | | | | | | | |
| SEASONALLY ADJUSTED | | | | EUR12 | | 96.3 | 96.6 | 96.0 | 93.2 | 97.5 | 93.9 | 97.1 | 98.2 | 98.4 | : | 3.2 | 0.2 |
| B | | | | 93.9 | 103.2 | 97.5 | 88.9 | 88.5 | 86.8 | 103.8 | 106.8 | : | : | : | 6.3 | 2.9 | |
| DK | | | | 101.2 | 92.0 | 92.2 | 94.7 | 95.3 | 86.2 | 82.0 | 93.0 | 97.8 | 96.1 | 96.1 | 8.9 | -1.7 | |
| D | | | | 113.8 | 114.0 | 112.3 | 112.4 | 113.3 | 112.9 | 113.8 | 115.4 | 116.5 | 113.4 | 113.4 | 1.5 | -2.7 | |
| GR | | | | 134.0 | 107.4 | 103.7 | 89.1 | 119.6 | 156.5 | 56.4 | 87.7 | 113.7 | : | : | -29.4 | 29.7 | |
| E | | | | 97.1 | 104.2 | 95.8 | 86.6 | 95.3 | : | : | : | : | : | : | : | : | |
| F | | | | 80.9 | 83.2 | 81.3 | 79.0 | 84.1 | 82.8 | 85.9 | 81.8 | 84.7 | 83.8 | : | -0.9 | -1.1 | |
| IRL | | | | 107.0 | 113.9 | 111.5 | 102.0 | 91.9 | 100.5 | 95.8 | 107.7 | : | : | : | 3.8 | 12.4 | |
| I | | | | 101.2 | 100.2 | 102.2 | 100.6 | 105.4 | 100.5 | 95.0 | 99.5 | 99.5 | : | : | -4.1 | 0.0 | |
| L | | | | 124.8 | 122.0 | 124.0 | 122.2 | 133.5 | : | : | : | : | : | : | : | : | |
| NL | | | | : | : | : | : | : | : | : | : | : | : | : | : | : | |
| P | | | | : | : | : | : | : | : | : | : | : | : | : | : | : | |
| UK | | | | 86.0 | 82.4 | 86.4 | 85.3 | 86.3 | 86.3 | 85.1 | 87.3 | 92.0 | 95.1 | 95.1 | 6.5 | 3.4 | |
| EUR10 | | | | 96.2 | 95.3 | 96.2 | 94.4 | 97.8 | 95.9 | 95.3 | 97.1 | 98.5 | : | : | 1.0 | 1.4 | |
| USA | | | | - | - | - | - | - | - | - | - | - | - | - | - | - | |
| J | | | | - | - | - | - | - | - | - | - | - | - | - | - | - | |

| | 1983 | 1984 | 1985 | 1985 | | | 1986 | | | | | %A | %B | | | |
|--------------------------------------|-------|-------|-------|-------------------------------|-------|-------|-------|-------|-------|-------|-------|---|-------|------|-------|---|
| | | | | 09 | 10 | 11 | 05 | 06 | 07 | 08 | 09 | | | 10 | 11 | |
| NACE 483 | | | | | | | | | | | | | | | | |
| VERARBEITUNG VON KUNSTSTOFFEN | | | | PROCESSING OF PLASTICS | | | | | | | | TRANSFORMATION DES MATIERES PLASTIQUES | | | | |
| PRODUKTIONSINDIZES | | | | INDICES OF PRODUCTION | | | | | | | | INDICES DE PRODUCTION | | | | |
| PRO ARBEITSTAG | | | | PER WORKING DAY | | | | | | | | PAR JOUR OUVRABLE | | | | |
| EUR12 | 103.4 | 109.3 | 112.8 | 120.4 | 121.7 | 120.7 | 125.3 | 131.8 | 118.9 | 76.5 | 133.6 | : | : | 5.5 | 8.8 | |
| B | 119.8 | 123.7 | 136.2 | 150.3 | 140.2 | 153.3 | 153.6 | 159.5 | 103.6 | 129.0 | 159.5 | : | : | 6.1 | 7.6 | |
| DK | 114.5 | 123.4 | 133.2 | 146.6 | 150.6 | 156.6 | 156.6 | 167.6 | 84.8 | 156.6 | 169.6 | 165.6 | 148.6 | 12.7 | 6.6 | |
| D | 104.1 | 111.0 | 116.8 | 122.4 | 127.6 | 125.1 | 124.6 | 130.5 | 118.0 | 109.7 | 132.3 | 134.7 | 131.0 | 5.0 | 6.1 | |
| GR | 121.1 | 119.2 | 126.6 | 131.5 | 123.7 | 132.4 | 121.3 | 116.9 | 127.4 | 92.3 | 128.1 | 106.2 | : | -6.9 | -11.7 | |
| E | 114.5 | 116.3 | 121.1 | 123.7 | 133.5 | 122.1 | 126.3 | 128.4 | : | : | : | : | : | -0.5 | : | |
| F | : | : | : | : | : | : | : | : | : | : | : | : | : | : | : | : |
| IRL | 140.2 | 158.3 | 169.4 | 186.1 | 199.7 | 193.0 | 180.0 | 174.4 | 176.4 | 124.3 | 199.2 | : | : | 5.4 | 9.2 | |
| I | 90.9 | 92.8 | 91.6 | 100.0 | 99.3 | 99.7 | 115.6 | 120.2 | 113.2 | 25.8 | 115.9 | 107.3 | : | 8.2 | 9.7 | |
| L | 138.1 | 142.2 | 146.0 | 147.7 | 154.0 | 155.5 | 177.6 | 158.3 | : | : | : | : | : | 3.2 | : | |
| NL | : | : | : | : | : | : | : | : | : | : | : | : | : | : | : | : |
| P | : | : | 108.9 | 110.8 | 116.2 | 103.6 | 130.7 | : | : | : | : | : | : | : | : | : |
| UK | 110.1 | 121.4 | 125.1 | 135.0 | 130.9 | 130.0 | 129.9 | 143.2 | 132.5 | 124.6 | 153.7 | 140.8 | 140.1 | 8.4 | 9.8 | |
| EUR10 | 102.9 | 109.0 | 112.4 | 120.3 | 121.2 | 120.7 | 125.3 | 132.0 | 118.9 | 76.5 | 133.6 | : | : | 5.8 | 9.0 | |
| USA | - | - | - | - | - | - | - | - | - | - | - | - | - | - | - | - |
| J | - | - | - | - | - | - | - | - | - | - | - | - | - | - | - | - |

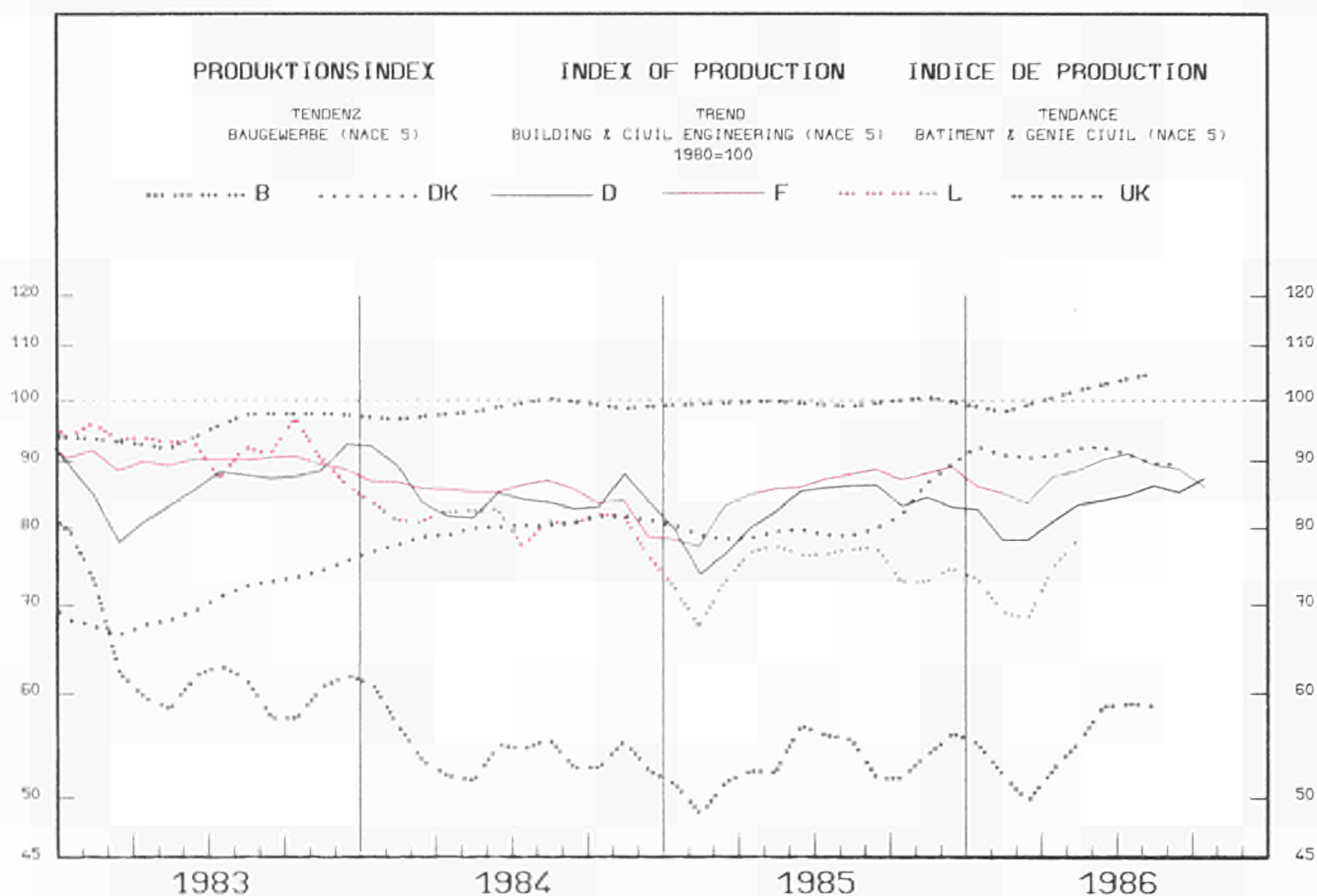
| | 1983 | | | 1985 | | | 1986 | | | | | %A | %B | | | | |
|----------------------------|------|--|--|--------------|-------|-------|-------|-------|-------|-------|-------|-------|-------|-------|------|-------|-----|
| | | | | 09 | 10 | 11 | 05 | 06 | 07 | 08 | 09 | | | 10 | 11 | | |
| SAISONBEREINIGT | | | | | | | | | | | | | | | | | |
| SEASONALLY ADJUSTED | | | | EUR12 | | 111.6 | 113.0 | 112.7 | 118.8 | 120.9 | 121.5 | 114.7 | 123.6 | : | : | -0.5 | 7.7 |
| B | | | | 138.3 | 132.5 | 144.8 | 141.0 | 140.1 | 143.6 | 143.1 | 148.4 | : | : | : | 3.4 | 3.7 | |
| DK | | | | 131.4 | 138.1 | 143.8 | 154.5 | 153.9 | 148.6 | 143.7 | 156.0 | 153.3 | 139.3 | : | 0.5 | -9.1 | |
| D | | | | 117.5 | 119.6 | 118.3 | 121.8 | 121.9 | 124.4 | 123.5 | 126.9 | 126.6 | 124.7 | 124.7 | 2.3 | -1.5 | |
| GR | | | | 122.3 | 118.5 | 127.6 | 115.7 | 111.1 | 121.4 | 114.9 | 115.8 | 101.2 | : | : | -4.7 | -12.6 | |
| E | | | | 115.7 | 124.7 | 116.7 | 117.5 | 123.5 | : | : | : | : | : | : | : | : | : |
| F | | | | : | : | : | : | : | : | : | : | : | : | : | : | : | : |
| IRL | | | | 172.6 | 190.1 | 185.8 | 167.5 | 163.8 | 177.8 | 178.0 | 183.4 | : | : | : | 5.6 | 3.0 | |
| I | | | | 90.9 | 91.8 | 92.3 | 102.6 | 104.7 | 101.2 | 91.7 | 106.1 | 101.4 | : | : | -3.0 | -4.5 | |
| L | | | | 146.5 | 142.9 | 157.2 | 168.5 | 163.7 | : | : | : | : | : | : | : | : | : |
| NL | | | | : | : | : | : | : | : | : | : | : | : | : | : | : | : |
| P | | | | : | : | : | : | : | : | : | : | : | : | : | : | : | : |
| UK | | | | 125.4 | 126.9 | 126.3 | 135.0 | 137.3 | 140.1 | 141.2 | 142.9 | 136.5 | 136.1 | 136.1 | -0.7 | -0.3 | |
| EUR10 | | | | 111.4 | 112.6 | 112.5 | 118.9 | 120.8 | 121.7 | 114.4 | 123.5 | : | : | : | -0.5 | 8.0 | |
| USA | | | | - | - | - | - | - | - | - | - | - | - | - | - | - | - |
| J | | | | - | - | - | - | - | - | - | - | - | - | - | - | - | - |



BAUWERBE

BUILDING AND CIVIL ENGINEERING

BÂTIMENT ET GÉNIE CIVIL



| 1983 | 1984 | 1985 | 1985 | | | 1986 | | | | | %A | %B | | |
|------|------|------|------|----|----|------|----|----|----|----|----|----|--|--|
| | | | 09 | 10 | 11 | 05 | 06 | 07 | 08 | 09 | 10 | 11 | | |

| PRODUKTIONSINDIZES PRO ARBEITSTAG | INDICES OF PRODUCTION PER WORKING DAY | | | | | | | | | | | | INDICES DE PRODUCTION PAR JOUR OUVRABLE | | | | | |
|--------------------------------------|--|------|------|-------|-------|-------|-------|-------|-------|-------|-------|-------|--|-------|-----|-----|------|------|
| | EUR12 | B | DK | D | GR | E | F | IRL | I | L | NL | P | UK | EUR10 | USA | J | %A | %B |
| EUR12 | - | - | - | - | - | - | - | - | - | - | - | - | - | - | - | - | - | - |
| B | 63.7 | 56.8 | 53.9 | 69.8 | 68.7 | 57.3 | 68.2 | 74.1 | 33.1 | 65.8 | 71.9 | : | : | : | : | : | 2.0 | 7.6 |
| DK | 70.7 | 79.9 | 81.6 | 87.0 | 91.0 | 91.0 | 93.0 | 96.0 | 94.0 | 94.0 | 94.0 | 96.0 | 96.0 | : | : | : | 13.0 | 8.0 |
| D | 86.3 | 85.5 | 82.4 | 104.2 | 111.5 | 84.5 | 95.0 | 98.0 | 100.7 | 88.2 | 105.7 | 107.9 | 100.5 | 100.5 | : | : | 1.7 | 4.6 |
| GR | - | - | - | - | - | - | - | - | - | - | - | - | - | - | - | - | - | - |
| E | - | - | - | - | - | - | - | - | - | - | - | - | - | - | - | - | - | - |
| F | 90.6 | 86.0 | 85.0 | 95.2 | 93.2 | 95.9 | 100.7 | 101.7 | 90.7 | 50.5 | 90.8 | 95.6 | 91.9 | 91.9 | : | : | 2.8 | -2.1 |
| IRL | - | - | - | - | - | - | - | - | - | - | - | - | - | - | - | - | - | - |
| I | - | - | - | - | - | - | - | - | - | - | - | - | - | - | - | - | - | - |
| L | 92.4 | 81.8 | 74.2 | 90.6 | 90.9 | 72.8 | 95.3 | 103.3 | : | : | : | : | : | : | : | : | -3.1 | - |
| NL | - | - | - | - | - | - | - | - | - | - | - | - | - | - | - | - | - | - |
| P | - | - | - | - | - | - | - | - | - | - | - | - | - | - | - | - | - | - |
| UK | 95.3 | 98.6 | 99.9 | 102.8 | 100.8 | 100.8 | 102.3 | 102.3 | 108.6 | 108.6 | 108.6 | : | : | : | : | 2.3 | 5.6 | |
| EUR10 | - | - | - | - | - | - | - | - | - | - | - | - | - | - | - | - | - | - |
| USA | - | - | - | - | - | - | - | - | - | - | - | - | - | - | - | - | - | - |
| J | - | - | - | - | - | - | - | - | - | - | - | - | - | - | - | - | - | - |

| SAISONDEREINIGT | SEASONALLY ADJUSTED | | | | | | | | | | | | DESAISONNALISE | | | | | |
|-----------------|---------------------|---|----|------|-------|-------|-------|-------|-------|-------|-------|------|----------------|-------|------|------|------|------|
| | EUR12 | B | DK | D | GR | E | F | IRL | I | L | NL | P | UK | EUR10 | USA | J | %A | %B |
| EUR12 | - | - | - | - | - | - | - | - | - | - | - | - | - | - | - | - | - | - |
| B | - | - | - | 51.3 | 54.3 | 50.0 | 55.5 | 56.4 | 64.2 | 56.5 | 55.4 | : | : | : | : | : | 6.4 | -1.9 |
| DK | - | - | - | 79.3 | 83.0 | 83.9 | 93.4 | 93.0 | 90.5 | 89.7 | 89.0 | 90.1 | 90.1 | 90.1 | : | : | -2.9 | 1.3 |
| D | - | - | - | 83.2 | 91.4 | 75.4 | 81.7 | 81.3 | 89.4 | 84.1 | 85.4 | 86.4 | 86.4 | 86.4 | 90.5 | 90.5 | 3.0 | 4.8 |
| GR | - | - | - | - | - | - | - | - | - | - | - | - | - | - | - | - | - | - |
| E | - | - | - | - | - | - | - | - | - | - | - | - | - | - | - | - | - | - |
| F | - | - | - | - | - | - | - | - | - | - | - | - | - | - | - | - | - | - |
| IRL | - | - | - | 88.9 | 86.9 | 84.9 | 87.9 | 91.2 | 90.7 | 90.9 | 85.4 | 89.0 | 82.7 | 82.7 | : | : | -5.8 | -7.1 |
| I | - | - | - | - | - | - | - | - | - | - | - | - | - | - | - | - | - | - |
| L | - | - | - | - | - | - | - | - | - | - | - | - | - | - | - | - | - | - |
| NL | - | - | - | 81.9 | 74.6 | 61.6 | 77.0 | 80.3 | : | : | : | : | : | : | : | : | - | - |
| P | - | - | - | - | - | - | - | - | - | - | - | - | - | - | - | - | - | - |
| UK | - | - | - | 99.1 | 100.8 | 100.8 | 102.0 | 102.0 | 104.9 | 104.9 | 104.9 | : | : | : | : | 2.8 | - | |
| EUR10 | - | - | - | - | - | - | - | - | - | - | - | - | - | - | - | - | - | - |
| USA | - | - | - | - | - | - | - | - | - | - | - | - | - | - | - | - | - | - |
| J | - | - | - | - | - | - | - | - | - | - | - | - | - | - | - | - | - | - |

| | 1983 | 1984 | 1985 | 1986 | | | | | | 1986 | | | | | |
|----------------------------------|-----------------------------|-------|-------|-------|-------|-------|-------|-------|-------|----------------------------|-------|-------|-------|-------|-------|
| | | | | 05 | 06 | 07 | 08 | 09 | 10 | 05 | 06 | 07 | 08 | 09 | 10 |
| | | | | | | | | | | SB - ADJ - CVS | | | | | |
| GENEHMIGTE WOHNUNGEN | AUTHORISED DWELLINGS | | | | | | | | | LOGEMENTS AUTORISES | | | | | |
| EUR12 | 92.8 | 81.4 | : | : | : | : | : | : | : | : | : | : | : | : | : |
| B | 45.6 | 54.9 | 61.8 | 51.1 | 90.0 | 65.5 | 49.1 | : | : | 48.1 | 78.5 | 62.7 | 49.6 | : | : |
| DK | 111.8 | 121.9 | 105.5 | 121.8 | 108.9 | 113.3 | 74.0 | 114.4 | 166.3 | 83.5 | 89.6 | 118.1 | 70.5 | 105.8 | 146.9 |
| D | 110.2 | 88.0 | 66.3 | 64.1 | 70.0 | 69.1 | 64.1 | 57.3 | : | 50.9 | 56.0 | 52.0 | 56.5 | 61.0 | : |
| GR | 83.8 | 48.2 | 65.0 | 68.4 | 85.7 | 108.2 | 45.8 | : | : | 66.3 | 79.9 | 83.9 | 59.0 | : | : |
| E | : | : | : | : | : | : | : | : | : | : | : | : | : | : | : |
| F | 74.3 | 70.1 | 70.3 | 67.0 | 72.0 | 69.4 | 63.3 | 73.2 | : | 71.1 | 69.3 | 70.0 | 67.2 | 73.1 | : |
| IRL | : | : | : | : | : | : | : | : | : | : | : | : | : | : | : |
| I | 80.3 | 77.5 | 63.0 | : | : | : | : | : | : | : | : | : | : | : | : |
| L | 65.8 | 65.0 | 73.2 | 73.9 | 52.8 | 51.4 | 114.3 | : | : | 70.2 | 54.1 | 35.3 | 114.9 | : | : |
| NL | 106.4 | 96.9 | 96.9 | 76.3 | 93.7 | : | : | : | : | 83.9 | 94.9 | : | : | : | : |
| P | : | : | : | : | : | : | : | : | : | : | : | : | : | : | : |
| UK | : | : | : | : | : | : | : | : | : | : | : | : | : | : | : |
| BEGONNENE WOHNUNGEN | DWELLINGS STARTED | | | | | | | | | LOGEMENTS COMMENCES | | | | | |
| EUR12 | : | : | : | : | : | : | : | : | : | : | : | : | : | : | : |
| B | 60.0 | 52.2 | 61.7 | 66.8 | 69.2 | 50.5 | 55.2 | : | : | 58.9 | 55.7 | 61.4 | 54.8 | : | : |
| DK | 112.1 | 118.8 | 102.1 | 103.1 | 89.3 | 74.2 | 99.1 | 104.6 | 158.8 | 82.8 | 72.3 | 85.6 | 70.8 | 95.9 | 127.6 |
| D | : | : | : | : | : | : | : | : | : | : | : | : | : | : | : |
| GR | : | : | : | : | : | : | : | : | : | : | : | : | : | : | : |
| E | : | : | : | : | : | : | : | : | : | : | : | : | : | : | : |
| F | 83.6 | 74.2 | 71.9 | 59.7 | 83.8 | 86.8 | 71.4 | 79.2 | : | 63.5 | 79.0 | 89.4 | 77.9 | 77.3 | : |
| IRL | : | : | : | : | : | : | : | : | : | : | : | : | : | : | : |
| I | : | : | : | : | : | : | : | : | : | : | : | : | : | : | : |
| L | : | : | : | : | : | : | : | : | : | : | : | : | : | : | : |
| NL | 108.1 | 101.8 | 91.6 | 103.5 | 86.2 | : | : | : | : | 113.2 | 100.5 | : | : | : | : |
| P | : | : | : | : | : | : | : | : | : | : | : | : | : | : | : |
| UK | 140.8 | 125.3 | 126.8 | 149.8 | 167.4 | 186.6 | 126.7 | 149.9 | : | 131.6 | 141.4 | 166.9 | 134.3 | 145.7 | : |
| FERTIGGESTELLTE WOHNUNGEN | COMPLETED DWELLINGS | | | | | | | | | LOGEMENTS ACHEVES | | | | | |
| EUR12 | 86.0 | 88.8 | : | : | : | : | : | : | : | : | : | : | : | : | : |
| B | : | : | : | : | : | : | : | : | : | : | : | : | : | : | : |
| DK | 73.0 | 88.5 | 73.2 | 55.1 | 50.2 | 60.2 | 48.9 | 88.1 | 97.2 | 58.4 | 47.2 | 66.9 | 59.4 | 78.5 | 77.0 |
| D | 87.6 | 102.3 | 80.2 | 20.5 | 30.4 | 28.7 | 31.5 | 39.9 | : | 32.5 | 40.1 | 34.1 | 36.4 | 36.4 | : |
| GR | : | : | : | : | : | : | : | : | : | : | : | : | : | : | : |
| E | : | : | : | : | : | : | : | : | : | : | : | : | : | : | : |
| F | 82.4 | 71.0 | 66.6 | 52.3 | 75.9 | 71.0 | 54.7 | 66.7 | : | 63.0 | 68.2 | 73.5 | 54.5 | 59.1 | : |
| IRL | 94.1 | 89.8 | 86.2 | : | : | : | : | : | : | : | : | : | : | : | : |
| I | : | : | : | : | : | : | : | : | : | : | : | : | : | : | : |
| L | 84.5 | 67.8 | : | : | : | : | : | : | : | : | : | : | : | : | : |
| NL | 97.7 | 99.1 | 86.3 | 70.4 | 112.0 | : | : | : | : | 77.9 | 90.2 | : | : | : | : |
| P | 98.9 | 107.9 | : | : | : | : | : | : | : | : | : | : | : | : | : |
| UK | 82.2 | 87.1 | 81.5 | 74.6 | 91.9 | 78.1 | 75.0 | 85.6 | : | 75.1 | 88.2 | 80.5 | 80.3 | 83.7 | : |
| | 1983 | 1984 | 1985 | 1985 | | | 1986 | | | 1985 | | | 1986 | | |
| | | | | II | III | IV | I | II | III | II | III | IV | I | II | III |
| | | | | | | | | | | SB - ADJ - CVS | | | | | |

| | ABHAENIG BESCHAEFTIGTE | | | | | | | | | NUMBER OF EMPLOYEES | | | | | | | | | NOMBRE DE SALARIES | | | | | | | | |
|-------|-------------------------------|------|------|------|------|------|------|------|------|----------------------------|------|------|------|------|------|------|-----|----|---------------------------|----|-----|--|--|--|--|--|--|
| | 1983 | 1984 | 1985 | 1985 | | | 1986 | | | 1985 | | | 1986 | | | 1985 | | | 1986 | | | | | | | | |
| | | | | II | III | IV | I | II | III | II | III | IV | I | II | III | II | III | IV | I | II | III | | | | | | |
| EUR12 | 85.8 | 81.1 | : | 77.2 | 78.6 | : | : | : | : | 77.2 | 77.0 | : | : | : | : | : | : | : | : | : | : | | | | | | |
| B | 70.5 | 62.4 | 59.0 | 59.3 | 59.1 | 58.5 | 58.1 | : | : | 59.6 | 58.4 | 58.1 | 58.9 | : | : | : | : | : | : | : | : | | | | | | |
| DK | 74.3 | 77.9 | 81.7 | 82.8 | 86.0 | 87.3 | 78.6 | 87.3 | 90.2 | 82.1 | 81.4 | 84.1 | 87.1 | 86.6 | 86.1 | : | : | : | : | : | : | | | | | | |
| D | 85.5 | 84.0 | 76.9 | 77.6 | 80.0 | 77.4 | 68.2 | 74.8 | 77.4 | 77.2 | 76.1 | 74.7 | 74.0 | 74.1 | 73.4 | : | : | : | : | : | : | | | | | | |
| GR | : | : | : | : | : | : | : | : | : | : | : | : | : | : | : | : | : | : | : | : | : | | | | | | |
| E | 79.2 | 69.6 | 62.2 | 55.4 | 67.1 | 61.2 | 62.1 | : | : | 58.4 | 65.7 | 59.6 | 62.3 | : | : | : | : | : | : | : | : | | | | | | |
| F | 85.3 | 79.0 | 76.2 | 76.7 | 76.5 | 75.3 | 74.9 | : | : | 76.4 | 75.9 | 75.5 | 75.4 | : | : | : | : | : | : | : | : | | | | | | |
| IRL | 70.8 | 64.7 | 55.8 | 56.1 | 55.7 | 54.0 | 50.7 | 48.3 | 48.4 | 57.1 | 54.8 | 53.1 | 52.2 | 49.0 | 47.3 | : | : | : | : | : | : | | | | | | |
| I | 101.1 | 95.8 | : | 86.6 | 92.8 | : | : | : | : | 95.9 | 93.0 | : | : | : | : | : | : | : | : | : | : | | | | | | |
| L | 93.1 | 85.4 | 80.4 | 81.8 | 79.6 | 79.9 | 77.5 | 82.2 | : | 80.9 | 79.0 | 79.0 | 79.6 | 81.0 | : | : | : | : | : | : | : | | | | | | |
| NL | 77.0 | 68.1 | 66.2 | 65.8 | 72.7 | 67.5 | 62.8 | : | : | 63.6 | 68.4 | 68.0 | 68.5 | : | : | : | : | : | : | : | : | | | | | | |
| P | : | : | : | : | : | : | : | : | : | : | : | : | : | : | : | : | : | : | : | : | : | | | | | | |
| UK | 81.8 | 79.6 | 77.1 | 77.4 | 76.6 | 76.4 | 74.9 | 73.7 | 75.2 | 78.5 | 76.5 | 75.2 | 75.0 | 74.4 | 75.0 | : | : | : | : | : | : | | | | | | |

DEUTSCH

NACE

Auszüge aus der Allgemeinen Systematik der Wirtschaftszweige
in den Europäischen Gemeinschaften

Teil „Industrie“ : 1-4

Synoptische Übersicht der Abteilungen, Klassen, Gruppen und Untergruppen,
die die Gruppierungen INT, INV, CON, EXT und MAN bilden

| N A C E | B R A N C H E |
|-----------------|---|
| 1 - 4 | Gesamte Industrie (ohne Baugewerbe) |
| INT | Grundstoff- und Produktionsgüterindustrien |
| INV | Investitionsgüterindustrien |
| CON | Verbrauchsgüterindustrien |
| EXT | Bergbau und Gewinnung von Steinen und Erden |
| MAN | Ba- und verarbeitende Industrie |
| 11 - 16 | Energie |
| 11* | Kohlenbergbau (einschl. Herstellung von Briketts) |
| 12* | Kokerei |
| 13* | Gewinnung von Erdöl und Erdgas |
| 14* | Mineralölverarbeitung |
| 16* | Erzeugung und Verteilung von Elektrizität, Gas, Dampf und Warmwasser |
| 21* | Erzbergbau (Gewinnung und Aufbereitung) |
| 22 | Erzeugung und erste Bearbeitung von Metallen |
| 23* | Gewinnung von nicht-energetischen Mineralien (ohne Erze); Torfgewinnung |
| 24 | Ba- und Verarbeitung von Steinen u. Erden; Herstellung u. Verarbeitung von Glas |
| 25 + 26 | Chemische- und Chemiefaserindustrie |
| 25 | Chemische Industrie (ohne Chemiefaserindustrie) |
| 26* | Chemiefaserindustrie |
| 31 - 36 | Metallverarbeitende Industrie |
| 31 | Herstellung von Metallerzeugnissen |
| 32 | Maschinenbau |
| 33* | Herst. von Büromaschinen sowie Datenverarbeitungsgeräten u. -einrichtungen |
| 34 | Elektrotechnik |
| 35 + 36* | Bau von Kraftwagen und deren Einzelteilen + Fahrzeugbau |
| 35 | Bau von Kraftwagen und deren Einzelteilen |
| 36 | Fahrzeugbau (ohne Bau von Kraftwagen) |
| 37* | Feinmechanik und Optik |
| 41/42 | Nahrungs- und Genussmittelgewerbe |
| 411 - 423* | Nahrungsmittelgewerbe |
| 424 - 428* | Herstellung von Getränken |
| 429* | Tabakverarbeitung |
| 43 | Textilgewerbe |
| 44* | Ledergewerbe |
| 45 | Schuh- und Bekleidungsgewerbe |
| 451 + 452 | Herstellung von Schuhen |
| 453 + 454 + 456 | Bekleidungsgewerbe |
| 46* | Ba- und Verarbeitung von Holz |
| 47* | Papier- und Pappeerzeugung und -verarbeitung; Druckerei und Verlagsgewerbe |
| 471 + 472* | Papier- und Pappeerzeugung und -verarbeitung |
| 473* | Druckerei und verwandte Gewerbe |
| 48* | Verarbeitung von Gummi und Kunststoffen |
| 481 + 482* | Verarbeitung von Gummi |
| 483* | Verarbeitung von Kunststoffen |
| 50 | Baugewerbe |
| 1-5* | Industrie und Baugewerbe |

N.B.: Die Serien, die mit einem Sternchen "*" gekennzeichnet sind, werden nicht monatlich veröffentlicht. Sie werden jedoch aktualisiert und gespeichert in der Datenbank CRONOS und sind über verschiedene Anbieter verfügbar. Sie können auf schriftliche Anfrage von EUROSTAT übermittelt werden.

ENGLISH

NACE

Extract of the General Industrial Classification of
Economic Activities within the European Communities

Part 'Industry' : 1-4

Summary table of divisions, classes, groups and subgroups
which constitute the groupings INT, INV, CON, EXT and MAN.

| N A C E | I N D U S T R Y G R O U P |
|-----------------|--|
| 1 - 4 | Total industry (excluding construction) |
| INT | Intermediate products industries |
| INV | Capital goods industries |
| CON | Consumer goods industries |
| EXT | Mining and quarrying |
| MAN | Manufacturing industries |
| 11 - 16 | Energy |
| 11* | Extraction and briquetting of solid fuels |
| 12* | Coke ovens |
| 13* | Extraction of petroleum and natural gas |
| 14* | Mineral oil refining |
| 16* | Production and distribution of electricity, gas, steam and hot water |
| 21* | Extraction and preparation of metalliferous ores |
| 22 | Production and preliminary processing of metals |
| 23* | Extr. of minerals other than metalliferous & energy prod. min. sp. ext. extraction |
| 24 | Manufacture of non-metallic mineral products |
| 25 + 26 | Chemical and man-made fibres industries |
| 25 | Chemical industry |
| 26* | Man-made fibres industry |
| 31 - 36 | Engineering and allied industries |
| 31 | Manufacture of metal articles |
| 32 | Mechanical engineering |
| 33* | Manufacture of office machinery and data processing machinery |
| 34 | Electrical engineering |
| 35 + 36* | Manuf. of motor vehicles parts + access.; manuf. of other means of transport |
| 35 | Manufacture of motor vehicles and motor vehicle parts and accessories |
| 36 | Manufacture of other means of transport |
| 37* | Instrument engineering |
| 41/42 | Food, drink and tobacco industry |
| 411 - 423* | Production of vegetable and animal oils and fats; other food manufacturing |
| 424 + 428* | Drink industries |
| 429* | Manufacture of tobacco products |
| 43 | Textile industry |
| 44* | Leather and leather goods industry |
| 45 | Footwear and clothing industry |
| 451 + 452 | Footwear manufacture |
| 453 + 454 + 456 | Clothing industry |
| 46* | Timber and wooden furniture |
| 47* | Manufacture of paper and paper products; printing and publishing |
| 471 + 472* | Pulp, paper, paperboard and manufactures thereof |
| 473* | Printing and allied industries (SIC 4752) |
| 48* | Processing of rubber and plastics |
| 481 + 482* | Manufacture of rubber products |
| 483* | Processing of plastics |
| 50 | Building and civil engineering |
| 1-5* | Industry and construction |

N.B.: The series with an asterisk (*) are not published monthly but are up-dated and stored in the CRONOS data bank. They are available through a number of different hosts and on written request to EUROSTAT.

FRANÇAIS

NACE

Extrait de la Nomenclature générale des activités économiques
dans les Communautés européennes

Partie « Industrie » : 1-4

Tableau synoptique des divisions, classes, groupes et sous-groupes
qui constituent des éléments des regroupements INT, INV, CON, EXT et MAN.

| R A C E | B R A N C H E |
|-----------------|--|
| 1 - 4 | Ensemble de l'industrie (sans construction) |
| INT | Industries productrices des matières premières ou des biens intermédiaires |
| INV | Industries productrices des biens d'investissement |
| CON | Industries productrices des biens de consommation |
| EXT | Industries extractives |
| MAN | Industries manufacturières |
| 11 - 16 | Energie |
| 11* | Extraction et agglomération de combustibles solides |
| 12* | Cokeries |
| 13* | Extraction de pétrole et de gaz naturel |
| 14* | Raffinage de pétrole |
| 16* | Prod. et distribution d'énergie électrique, de gaz, de vapeur et d'eau chaude |
| 21* | Extraction et préparation de minerais métalliques |
| 22 | Production et première transformation des métaux |
| 23* | Extraction de minéraux autres que métalliques et énergétiques; tourbières |
| 24 | Industrie des produits minéraux non métalliques |
| 25 + 26 | Industrie chimique et production de fibres artificielles et synthétiques |
| 25 | Industrie chimique |
| 26* | Production de fibres artificielles et synthétiques |
| 31 - 36 | Industries transformatrices des métaux |
| 31 | Fabrication d'ouvrages en métaux |
| 32 | Construction de machines et de matériel mécanique |
| 33* | Constr. de machines de bureau, machines & install. pour traitement de l'inform. |
| 34 | Construction électrique et électronique |
| 35 + 36* | Constr. d'automobiles & pièces détachées - constr. d'autre matériel de transport |
| 35 | Construction d'automobiles et pièces détachées |
| 36 | Construction d'autre matériel de transport |
| 37* | Fabrication d'instruments de précision, d'optique et similaire |
| 41/42 | Industrie des produits alimentaires, des boissons et du tabac |
| 411 - 423* | Industrie des corps gras et des aliments |
| 424 - 428* | Industrie des boissons |
| 429* | Industrie du tabac |
| 43 | Industrie textile |
| 44* | Industrie du cuir |
| 45 | Industrie de la chaussure et de l'habillement |
| 451 + 452 | Industrie de la chaussure |
| 453 + 454 + 456 | Industrie de l'habillement |
| 46* | Industrie du bois et du meuble en bois |
| 47* | Industrie du papier; Imprimerie et édition |
| 471 + 472* | Production et transformation du papier et du carton |
| 473* | Imprimerie |
| 48* | Industrie du caoutchouc, transformation des matières plastiques |
| 481 + 482* | Industrie du caoutchouc |
| 483* | Industries transformatrices des matières plastiques |
| 50 | Bâtiment et génie civil |
| 1-5* | Industrie et construction |

N.B.: Les séries avec un astérisque (*) ne sont pas publiées mensuellement mais ces séries sont actualisées et stockées dans la banque de données CROMOS. Elles sont disponibles via différents serveurs. Elles peuvent être transmises sur demande écrite à l'EUROSTAT.

Regelmäßig herausgegebene Veröffentlichungen des Statistischen Amtes zum Thema Industrie

– Industriekonjunktur – Monatliche Statistiken und Beilagen

Diese Veröffentlichung enthält die Indizes von industrieller Produktion, Umsatz, Auftragseingang, abhängig Beschäftigten, Löhnen und Gehältern, nach Industriezweigen, ferner Indizes des Werts von Ein- und Ausfuhren. Ein separates kurzes Kapitel ist den Konjunkturindikatoren für das Baugewerbe vorbehalten.

Beilagen mit Angaben zur Methodik und/oder mit retrospektiven Reihen vervollständigen die laufende Veröffentlichung.

Abonnement (VUI): ECU 41,60 / BFR 1800 / DM 87

– Industrielle Produktion – Vierteljährliche Statistiken

Statistische Daten über die industrielle Produktion nach Erzeugnissen. Jährliche und vierteljährliche Angaben über die Produktion von industriellen Erzeugnissen in den Mitgliedstaaten der EG.

Abonnement (VGI): ECU 23,10 / BFR 1000 / DM 49

– Industrie – Statistisches Jahrbuch

Diese Veröffentlichung enthält eine Auswahl der wichtigsten statistischen Angaben über die Industrie (Struktur, Tätigkeit, Investitionen, nach Unternehmensgröße, industrielle Erzeugnisse, Konjunkturindikatoren und Außenhandel), ferner vergleichbare Tabellen für die EG, die Vereinigten Staaten und Japan sowie Tabellen über die Industrie in Spanien und Portugal.

Preis: ECU 13,57 / BFR 600 / DM 29,50

– Struktur und Tätigkeit der Industrie – Jahrerhebung – Wichtigste Ergebnisse

Diese Veröffentlichung enthält die wichtigsten Ergebnisse der von den Mitgliedstaaten in Übereinstimmung mit einer Ratsrichtlinie vom 6. Juni 1972 durchgeführten koordinierten Jahrerhebung über die Tätigkeit der Industrie. Sie weist jährlich die Angaben über die wichtigsten wirtschaftlichen Tatbestände dieser Erhebung (Beschäftigung, Produktionswert, Wertschöpfung usw.) aus.

Preis: ECU 19,93 / BFR 900 / DM 44,50

– Struktur und Tätigkeit der Industrie – Ergebnisse nach Unternehmensgröße

Dieser Band, der alle zwei Jahre herausgegeben wird, enthält die Ergebnisse der koordinierten Jahrerhebung über die Tätigkeit der Industrie für die fünf wichtigsten Tatbestände, gegliedert nach drei Größenklassen von Unternehmen.

Preis: ECU 6,73 / BFR 300 / DM 15



BESTELLSCHHEIN

Zu senden an: **Amt für amtliche Veröffentlichungen
der Europäischen Gemeinschaften**
L – 2985 Luxemburg

Bitte senden Sie mir Exemplar(e) der folgenden Veröffentlichung(en)

- Industriekonjunktur – Monatliche Statistiken und Beilagen (Abonnement)
- Industrielle Produktion – Vierteljährliche Statistiken (Abonnement)
- Industrie – Statistisches Jahrbuch
- Struktur und Tätigkeit der Industrie – Wichtigste Ergebnisse
- Struktur und Tätigkeit der Industrie – Ergebnisse nach Unternehmensgröße

Zahlung nach Erhalt der Rechnung

Name:

Anschrift:

Datum: Unterschrift:

Die aufgeführten Veröffentlichungen sind auch bei den auf der dritten Umschlagseite aufgeführten Vertriebsbüros erhältlich.

The periodicals of the Statistical Office on industry

– Industrial trends – Monthly statistics and supplements

This publication contains the indices of industrial production, turnover, orders received, number of employees, gross wages and salaries by branch of industry as well as indices of the value of imports and exports. A special chapter is devoted to indicators for the building and civil engineering sector.

Supplements on methodology and/or containing retrospective series complete the ordinary publication.

Subscription (VUI): ECU 41,60 / BFR 1800 / IRL 31.70 / UKL 29.70 / USD 43

– Industrial production – Quarterly statistics

Statistics of industrial production by product. Annual and quarterly data on production of industrial products in the Member States of the EC.

Subscription (VGI): ECU 23,10 / BFR 1000 / IRL 17.60 / UKL 16.50 / USD 24

– Industry – Statistical yearbook

This publication contains a selection of the most important statistics about industry concerning structure, activity, investments, size of enterprises, industrial products, short-term indicators and external trade as well as comparative tables between the EC, United States and Japan and tables about the industry in Spain and Portugal.

Price: ECU 13,57 / BFR 600 / IRL 9.70 / UKL 8.90 / USD 13

– Structure and activity of industry – Annual inquiry – Main results

This publication contains the main results of the coordinated annual inquiry into industrial activity, carried out by the Member States pursuant to a Council Directive of 6 June 1972. It gives annually the results for the most important economic variables of this inquiry: employment, production value, value-added, etc.

Price: ECU 19,93 / BFR 900 / IRL 14.30 / UKL 11.40 / USD 16

– Structure and activity of industry – Data by size of enterprise

This volume, which is published every two years, gives the results of the coordinated annual inquiry into industry for the five most important variables by three classes of size of enterprise.

Price: ECU 6,73 / BFR 300 / IRL 4.90 / UKL 4.20 / USD 6



ORDER FORM

To send to: **Office for Official Publications
of the European Communities**
L – 2985 Luxembourg

Please send me copy(ies)

- Subscription to Industrial trends – monthly statistics & supplements
- Subscription to Industrial production – Quarterly statistics
- Industry – Statistical yearbook
- Structure and activity of industry – Main results
- Structure and activity of industry – Data by size of enterprise

Payment is due on receipt of invoice

Name:

Address:

Date: Signature:

These publications are also available from the sales offices (see inside back cover).

Les périodiques de l'Office statistique sur l'industrie

– Conjoncture industrielle – Statistiques mensuelles et suppléments

Cette publication contient les indices de production industrielle, chiffre d'affaires, entrées de commandes des personnes employées, des salaires et des traitements par branches industrielles ainsi que des indices de valeur des importations et des exportations. Un bref chapitre est réservé aux indicateurs conjoncturels du secteur du bâtiment et du génie civil.

Des **suppléments** de caractère méthodologique et/ou contenant des séries rétrospectives complètent la publication courante.
Abonnement (VUI): ECU 41,60 / BFR 1800 / FF 285

– Production industrielle – Statistiques trimestrielles

Statistiques de la production industrielle par produit. Données annuelles et trimestrielles sur la production des produits industriels dans les États membres des CE.

Abonnement (VGI): ECU 23,10 / BFR 1000 / FF 158

– Industrie – Annuaire statistique

La publication contient une sélection des principales statistiques industrielles: structure, activités, investissements, taille des entreprises, produits industriels, indicateurs conjoncturels et commerce extérieur ainsi que des tableaux comparatifs entre la CE, les États-Unis et le Japon et des tableaux sur l'industrie.

Prix: ECU 13,57 / BFR 600 / FF 90

– Structure et activité de l'industrie – Enquête annuelle – Principaux résultats

Cette publication comporte les principaux résultats de l'enquête annuelle coordonnée sur l'activité industrielle, exécutée par les États membres en conformité d'une directive du Conseil du 6 juin 1972. Elle donne annuellement les résultats pour les variables économiques les plus importantes de cette enquête: emploi, valeur de la production, valeur ajoutée, etc.

Prix: ECU 19,93 / BFR 900 / FF 136

– Structure et activité de l'industrie – Données selon la taille des entreprises

Dans ce volume qui paraît à un rythme bisannuel les résultats de l'enquête annuelle coordonnée sur l'activité de l'industrie sont ventilés pour cinq variables importantes, selon trois classes de taille des entreprises.

Prix: ECU 6,73 / BFR 300 / FF 46



BON DE COMMANDE

A renvoyer à: **Office des publications officielles
des Communautés européennes**
L – 2985 Luxembourg

Veuillez m'envoyer..... copie(s)

- Abonnement à Conjoncture industrielle – Statistiques mensuelles + suppléments
- Abonnement à Production industrielle – Statistiques trimestrielles
- Industrie – Annuaire statistique
- Structure et activité de l'industrie – Principaux résultats
- Structure et activité de l'industrie – Données selon la taille des entreprises

Paiement à réception de la facture

Nom:

Adresse:

Date: Signature:

Ces publications sont aussi disponibles dans les bureaux de vente (voir page 3 de la couverture).

ES Clasificación de las publicaciones de Eurostat

TEMA

- 1 Estadísticas generales (azul oscuro)
- 2 Economía y finanzas (violeta)
- 3 Población y condiciones sociales (amarillo)
- 4 Energía e industria (azul claro)
- 5 Agricultura, silvicultura y pesca (verde)
- 6 Comercio exterior (rojo)
- 7 Servicios y transportes (naranja)
- 8 Diversos (marrón)

SERIE

- A Anuarios
- B Coyuntura
- C Cuentas, encuestas y estadísticas
- D Estudios y análisis
- E Métodos
- F Estadísticas rápidas

GR Ταξινόμηση των δημοσιεύσεων του Eurostat

ΘΕΜΑ

- 1 Γενικές στατιστικές (βαθύ μπλε)
- 2 Οικονομία και δημοσιονομικά (βιολετί)
- 3 Πληθυσμός και κοινωνικές συνθήκες (κίτρινο)
- 4 Ενέργεια και βιομηχανία (μπλε)
- 5 Γεωργία, δάση και ολιεία (πράσινο)
- 6 Εξωτερικό εμπόριο (κόκκινο)
- 7 Υπηρεσίες και μεταφορές (πορτοκαλί)
- 8 Διάφορα (καφέ)

ΣΕΙΡΑ

- A Επετηρίδες
- B Συγκυριο
- C Λογοριασμοί, έρευνες και στατιστικές
- D Μελέτες και αναλύσεις
- E Μέθοδοι
- F Ταχείες στατιστικές

IT Classificazione delle pubblicazioni dell'Eurostat

TEMA

- 1 Statistiche generali (blu)
- 2 Economia e finanze (viola)
- 3 Popolazione e condizioni sociali (giallo)
- 4 Energia e industria (azzurro)
- 5 Agricoltura, foreste e pesca (verde)
- 6 Commercio estero (rosso)
- 7 Servizi e trasporti (arancione)
- 8 Diversi (marrone)

SERIE

- A Annuari
- B Tendenze congiunturali
- C Conti, indagini e statistiche
- D Studi e analisi
- E Metodi
- F Note rapide

DA Klassifikation af Eurostats publikationer

EMNE

- 1 Almene statistikker (mærkeblå)
- 2 Økonomi og finanser (violet)
- 3 Befolkning og sociale forhold (gul)
- 4 Energi og industri (blå)
- 5 Landbrug, skovbrug og fiskeri (grøn)
- 6 Udenrigshandel (rød)
- 7 Tjenesteydelser og transport (orange)
- 8 Diverse statistikker (brun)

SERIE

- A Årbøger
- B Konjunkturoversigter
- C Regnskaber, tællinger og statistikker
- D Undersøgelser og analyser
- E Metoder
- F Ekspresoversigter

EN Classification of Eurostat publications

THEME

- 1 General statistics (midnight blue)
- 2 Economy and finance (violet)
- 3 Population and social conditions (yellow)
- 4 Energy and industry (blue)
- 5 Agriculture, forestry and fisheries (green)
- 6 Foreign trade (red)
- 7 Services and transport (orange)
- 8 Miscellaneous (brown)

SERIES

- A Yearbooks
- B Short-term trends
- C Accounts, surveys and statistics
- D Studies and analyses
- E Methods
- F Rapid reports

NL Classificatie van de publicaties van Eurostat

ONDERWERP

- 1 Algemene statistiek (donkerblauw)
- 2 Economie en financiën (paars)
- 3 Bevolking en sociale voorwaarden (geel)
- 4 Energie en industrie (blauw)
- 5 Landbouw, bosbouw en visserij (groen)
- 6 Buitenlandse handel (rood)
- 7 Diensten en vervoer (oranje)
- 8 Diverse statistieken (bruin)

SERIE

- A Jaarboeken
- B Conjunctuur
- C Rekeningen, enquêtes en statistieken
- D Studies en analyses
- E Methoden
- F Spoedberichten

DE Gliederung der Veröffentlichungen des Eurostat

THEMENKREIS

- 1 Allgemeine Statistik (Dunkelblau)
- 2 Wirtschaft und Finanzen (Violett)
- 3 Bevölkerung und soziale Bedingungen (Gelb)
- 4 Energie und Industrie (Blau)
- 5 Land- und Forstwirtschaft, Fischerei (Grün)
- 6 Außenhandel (Rot)
- 7 Dienstleistungen und Verkehr (Orange)
- 8 Verschiedenes (Braun)

REIHE

- A Jahrbücher
- B Konjunktur
- C Konten, Erhebungen und Statistiken
- D Studien und Analysen
- E Methoden
- F Schnellberichte

FR Classification des publications de l'Eurostat

THÈME

- 1 Statistiques générales (bleu nuit)
- 2 Économie et finances (violet)
- 3 Population et conditions sociales (jaune)
- 4 Énergie et industrie (bleu)
- 5 Agriculture, sylviculture et pêche (vert)
- 6 Commerce extérieur (rouge)
- 7 Services et transports (orange)
- 8 Divers (brun)

SÉRIE

- A Annuaire
- B Conjuncture
- C Comptes, enquêtes et statistiques
- D Études et analyses
- E Méthodes
- F Statistiques rapides

PT Classificação das publicações do Eurostat

TEMA

- 1 Estatísticas gerais (azul escuro)
- 2 Economia e finanças (violeta)
- 3 População e condições sociais (amarelo)
- 4 Energia e indústria (azul)
- 5 Agricultura, silvicultura e pesca (verde)
- 6 Comércio externo (vermelho)
- 7 Serviços e transportes (laranja)
- 8 Diversos (castanho)

SÉRIE

- A Anuários
- B Conjuntura
- C Contas, inquéritos e estatísticas
- D Estudos e análises
- E Métodos
- F Estatísticas rápidas

Número de títulos por tema y serie □ Antal publikationer pr. emne og serie □ Anzahl der Veröffentlichungen pro Themenkreis und Reihe □ Αριθμός δημοσιεύσεων κατά θέμα και σειρά □ Number of publications per theme and series □ Nombre de publications par thème et série □ Numero di pubblicazioni per tema e serie □ Aantal publicaties naar onderwerp en serie □ Número de títulos por tema e série

| | 1 | 2 | 3 | 4 | 5 | 6 | 7 | 8 | 9 |
|---|---|---|---|---|---|---|---|---|---|
| A | 6 | 1 | — | 3 | 1 | 1 | 1 | — | — |
| B | 1 | 5 | 2 | 5 | 3 | 2 | 1 | — | — |
| C | 1 | 6 | 7 | 6 | 6 | 2 | 3 | 1 | — |
| D | — | 2 | — | 4 | 1 | 4 | — | — | — |
| E | — | 4 | 2 | 2 | 2 | 2 | — | — | — |
| F | 1 | — | 1 | 2 | 1 | 1 | — | — | — |

**Venta y suscripciones · Salg og abonnement · Verkauf und Abonnement · Πωλήσεις και συνδρομές
Sales and subscriptions · Vente et abonnements · Vendita e abbonamenti
Verkoop en abonnementen · Venda e assinaturas**

BELGIQUE / BELGIË

Moniteur belge / Belgisch Staatsblad
Rue de Louvain 40-42 / Leuvensestraat 40-42
1000 Bruxelles / 1000 Brussel
Tél. 512 00 26
CCP / Postrekening 000-2005502-27

Sous-dépôts / Agentschappen:

**Librairie européenne /
Europese Boekhandel**

Rue de la Loi 244 / Wetstraat 244
1040 Bruxelles / 1040 Brussel

CREDOC

Rue de la Montagne 34 / Bergstraat 34
Bte 11 / Bus 11
1000 Bruxelles / 1000 Brussel

DANMARK

Schultz EF-publikationer

Møntergade 19
1116 København K
Tlf: (01) 14 11 95
Telecopier: (01) 32 75 11

BR DEUTSCHLAND

Bundesanzeiger Verlag

Breite Straße
Postfach 10 80 06
5000 Köln 1
Tel. (02 21) 20 29-0
Fernschreiber: ANZEIGER BONN 8 882 595
Telecopierer: 20 29 278

GREECE

G.C. Eleftheroudakis SA

International Bookstore
4 Nikis Street
105 63 Athens
Tel. 322 22 55
Telex 219410 ELEF

Sub-agent for Northern Greece:

Molho's Bookstore

The Business Bookshop
10 Tsimiski Street
Thessaloniki
Tel. 275 271
Telex 412885 LIMO

ESPAÑA

Boletín Oficial del Estado

Trafalgar 27
28010 Madrid
Tel. (91) 446 60 00

Mundi-Prensa Libros, S.A.

Castelló 37
28001 Madrid
Tel. (91) 431 33 99 (Libros)
431 32 22 (Suscripciones)
435 36 37 (Dirección)
Télex 49370-MPLI-E

FRANCE

Journal officiel

**Service des publications
des Communautés européennes**
26, rue Desaix
75727 Paris Cedex 15
Tél. (1) 45 78 61 39

IRELAND

Government Publications Sales Office

Sun Alliance House
Molesworth Street
Dublin 2
Tel. 71 03 09

or by post

**Government Stationery Office
Publications Section**

6th floor
Bishop Street
Dublin 8
Tel. 78 16 66

ITALIA

Licosa Spa

Via Lamarmora, 45
Casella postale 552
50 121 Firenze
Tel. 57 97 51
Telex 570466 LICOSA I
CCP 343 509

Subagenti:

Libreria scientifica Lucio de Biasio - AEIOU

Via Meravigli, 16
20 123 Milano
Tel. 80 76 79

Libreria Tassi

Via A. Farnese, 28
00 192 Roma
Tel. 31 05 90

Libreria giuridica

Via 12 Ottobre, 172/R
16 121 Genova
Tel. 59 56 93

**GRAND-DUCHÉ DE LUXEMBOURG
et autres pays / and other countries**

**Office des publications officielles
des Communautés européennes**

2, rue Mercier
L-2985 Luxembourg
Tél. 49 92 81
Télex PUBOF LU 1324 b
CCP 19190-81
CC bancaire BIL 8-109/6003/200

Abonnements / Subscriptions

Messageries Paul Kraus

11, rue Christophe Plantin
L-2339 Luxembourg
Tél. 49 98 888
Télex 2515
CCP 49242-63

NEDERLAND

Staatsdrukkerij- en uitgeverijbedrijf

Christoffel Plantijnstraat
Postbus 20014
2500 EA 's-Gravenhage
Tel. (070) 78 98 80 (bestellingen)

PORTUGAL

**Imprensa Nacional
Casa da Moeda, E. P.**

Rua D. Francisco Manuel de Melo., 5
1092 Lisboa Codex
Tel. 69 34 14
Telex 15328 INCM

Distribuidora Livros Bertrand Lda.

Grupo Bertrand, SARL

Rua das Terras dos Vales, 4-A
Apart. 37
2700 Amadora CODEX
Tel. 493 90 50 - 494 87 88
Telex 15798 BERDIS

UNITED KINGDOM

HM Stationery Office

HMSO Publications Centre
51 Nine Elms Lane
London SW8 5DR
Tel. (01) 211 56 56

Sub-agent:

Alan Armstrong & Associates Ltd

72 Park Road
London NW1 4SH
Tel. (01) 723 39 02
Telex 297635 AAALTD G

UNITED STATES OF AMERICA

**European Community Information
Service**

2100 M Street, NW
Suite 707
Washington, DC 20037
Tel. (202) 862 9500

CANADA

Renouf Publishing Co., Ltd

61 Sparks Street
Ottawa
Ontario K1P 5R1
Tel. Toll Free 1 (800) 267 4164
Ottawa Region (613) 238 8985-6
Telex 053-4936

JAPAN

Kinokuniya Company Ltd

17-7 Shinjuku 3-Chome
Shinjuku-ku
Tokyo 160-91
Tel. (03) 354 0131

Journal Department

PO Box 55 Chitose
Tokyo 156
Tel. (03) 439 0124

Öffentliche Preise in Luxemburg (ohne MwSt.) • Price (excluding VAT) in Luxembourg
 Prix publics au Luxembourg, TVA exclue

| | ECU | BFR | DM | FF | IRL | UKL | USD |
|---|-------|------|----|-----|-------|-------|-----|
| Einzelpreis Single copy Prix par numéro | 4 | 170 | 8 | 27 | 3 | 2.80 | 4 |
| Abonnement Subscription | 41.60 | 1800 | 87 | 285 | 31.70 | 29.70 | 43 |



OFICINA DE PUBLICACIONES OFICIALES DE LAS COMUNIDADES EUROPEAS
 KONTORET FOR DE EUROPÆISKE FÆLLESSKABERS OFFICIELLE PUBLIKATIONER
 AMT FÜR AMTLICHE VERÖFFENTLICHUNGEN DER EUROPÄISCHEN GEMEINSCHAFTEN
 ΥΠΗΡΕΣΙΑ ΕΠΙΣΗΜΩΝ ΕΚΔΟΣΕΩΝ ΤΩΝ ΕΥΡΩΠΑΪΚΩΝ ΚΟΙΝΟΤΗΤΩΝ
 OFFICE FOR OFFICIAL PUBLICATIONS OF THE EUROPEAN COMMUNITIES
 OFFICE DES PUBLICATIONS OFFICIELLES DES COMMUNAUTÉS EUROPÉENNES
 UFFICIO DELLE PUBBLICAZIONI UFFICIALI DELLE COMUNITÀ EUROPEE
 BUREAU VOOR OFFICIËLE PUBLIKATIES DER EUROPESE GEMEENSCHAPPEN
 SERVIÇO DAS PUBLICAÇÕES OFICIAIS DAS COMUNIDADES EUROPEIAS

Kat./Cat.: CA-AP-87-001-3A-C