ISSN 0378-3537

eurostat

# MÅNEDLIG STATISTIK FOR ÆG
# MONATLICHE STATISTIK VON EIERN
# MONTHLY STATISTICS OF EGGS
# STATISTIQUES MENSUELLES DES ŒUFS
# STATISTICHE MENSILI DELLE UOVA
# MAANDELIJKSE STATISTIEKEN VAN EIEREN

2/3-1978

eurostat

DE EUROPÆISKE FÆLLESSKABERS STATISTISKE KONTOR

STATISTISCHES AMT DER EUROPÄISCHEN GEMEINSCHAFTEN

STATISTICAL OFFICE OF THE EUROPEAN COMMUNITIES

OFFICE STATISTIQUE DES COMMUNAUTÉS EUROPÉENNES

ISTITUTO STATISTICO DELLE COMUNITÀ EUROPEE

BUREAU VOOR DE STATISTIEK DER EUROPESE GEMEENSCHAPPEN

Luxembourg, Centre Européen, Boîte postale 1907 — Tél. 43011 Télex: Comeur Lu 3423
1049 Bruxelles, Bâtiment Berlaymont, Rue de la Loi 200 (Bureau de liaison) — Tél. 7358040

Denne publikation kan fås gennem de salgssteder, som er nævnt på omslagets tredje side i hæfte.

Diese Veröffentlichung ist bei den auf der dritten Umschlagseite aufgeführten Vertriebsbüros erhältlich.

This publication is obtainable from the sales offices mentioned on the inside of the cover.

Pour obtenir cette publication, prière de s'adresser aux bureaux de vente dont les adresses sont indiquées à la page 3 de la couverture.

Per ottenere questa pubblicazione, si prega di rivolgersi agli uffici di vendita i cui indirizzi sono indicati nella 3° pagina della copertina.

Deze publikatie is verkrijgbaar bij de verkoopkantoren waarvan de adressen op blz. 3 van het omslag vermeld zijn.

# MÅNEDLIG STATISTIK FOR ÆG
# MONATLICHE STATISTIK VON EIERN
# MONTHLY STATISTICS OF EGGS
# STATISTIQUES MENSUELLES DES ŒUFS
# STATISTICHE MENSILI DELLE UOVA
# MAANDELIJKSE STATISTIEKEN VAN EIEREN

## 2/3-1978

In diesem Heft:
In present volume :
Dans la présente brochure :

| | |
|---|---|
| Rugeristatistik | – Rugeæg<br>– Daggamle Kyllinger<br>– Udenrigshandel med daggamle kyllinger |
| Brüteierstatistik | – Eingelegte Bruteier<br>– Geschlüpfte Küken, zur Verwendung bestimmt<br>– Aussenhandel mit Küken |
| Hatchery Statistics | – Eggs put into incubation<br>– Chicks hatched<br>– External trade in chicks |
| Statistique des couvoirs | – Oeufs mis en incubation<br>– Poussins éclos utilisés<br>– Commerce extérieur des poussins |
| Statistica degli incubatoi | – Uova da cova messe in incubazione<br>– Pulcini usciti utilizzati<br>– Commercio esterno dei pulcini |
| Broederijstatistiek | – Ingelegde broedeieren<br>– Uitgekomen kuikens<br>– In- en uitvoer van kuikens |

Manuskript abgeschlossen am: 28.03.1978
Manuscrit terminé le: 28.03.1978

Indholdsgengivelse kun tilladt med angivelse af kilde
Inhaltswiedergabe nur mit Quellennachweis gestattet
Reproduction of the contents of this publication is subject to acknowledgment of the source
La reproduction des données est subordonnée à l'indication de la source
La riproduzione del contenuto è subordinata alla citazione della fonte
Het overnemen van gegevens is toegestaan mits met duidelijke bronvermelding

*Printed in Belgium 1978*

Kat./cat.: CA-AG-78-003-6A-C

## INHOLDSFORTEGNELSE


FORORD & NOTER TIL METODIKEN

GRAFIK:

- Nyplaceringer af Kyllinger
- Indeks over producentpriser

TABELLER:

NYPLACERINGER AF KYLLINGER (EUR-9) 0

AEG INDLAGT I RUGEMASKINE for produktion af avls -og formeringshonekyllinger

- Kyllinger af aeglaegningsrace 1-2
- Kyllinger af kødrace 3-4

AEG INDLAGT I RUGEMASKINE for produktion af brugskyllinger

- Kyllinger af aeglaegningsrace 5-6
- Kyllinger af kødrace 7-8
- Kyllinger af blandet race 9-10
- Aellinger 11-12
- Gaes 13-14
- Kalkunerkyllinger 15-16
- Perlehøns 17-18

PRODUKTION AF AVLS-OG FORMERINGS-HØNEKYLLINGER

- Aeglaegningsrace 19-20
- Kødrace 21-22

PRODUKTION AF BRUGSKYLLINGER

- Hønekyllinger til aeglaegning 23-24
- Hønekyllinger til fedning 25-26
- Hønekyllinger af blandet race 27-28
- Slaegtehanekyllinger 29-30
- Aender 31-32
- Gaes 33-34
- Kalkuner 35-36
- Perlehøns 37-38

INDFØRSEL FRA TREDGELANDE

- Hønekyllinger til aeglaegning (Avls- og formenings) 39-40
- Hønekyllinger til fedning (Avls- og formenings) 41-42
- Hønekyllinger til aeglaegning (Brugs) 43-44
- Hønekyllinger til fedning (Brugs) 45-46

UDFØRSEL TIL TREDGELANDE

- Hønekyllinger til aeglaegning (Avls- og formenings) 47-48
- Hønekyllinger til fedning (Avls- og formenings) 49-50
- Hønekyllinger til aeglaegning (Brugs) 51-52
- Hønekyllinger til fedning (Brugs) 53-54

DEFINITIONER


## INHALTSVERZEICHNIS


VORWORT & METHODISCHE ANMERKUNGEN GRAFIKEN

GRAFIKEN:

- Aufstellung der Küken
- Index der Erzeugerpreise

TABELLEN:

AUFSTALLUNG DER KÜKEN (EUR-9)

EINGELEGTE EIER zur Erzeugung von Zucht- und Vermehrungsküken

- Hühnerküken der Legerassen
- Hühnerküken der Mastrassen

EINGELEGTE EIER zur Erzeugung von Gebrauchsküken

- Hühnerküken der Legerassen
- Hühnerküken der Mastrassen
- Hühnerküken der Mischrassen
- Entenküken
- Gänseküken
- Truthühnerküken
- Perhühnerküken

WEIBLICHE ZUCHT- UND VERMEHRUNGSKÜKEN VON

- Legehennen
- Schlachthühnerküken

GEBRAUCHSKÜKENERZEUGUNG

- Hühnerküken der Legerassen
- Hühnerküken der Mastrassen
- Hühnerküken der Mischrassen
- Aussortierte Hahnenküken
- Enten
- Gänse
- Truthühner
- Perlhühner

EINFUHR AUS DRITTLÄNDER

- Hühnerküken der Legerassen (weibliche Zucht- und Vermehrungsküken)
- Hühnerküken der Mastrassen (weibliche Zucht- und Vermehrungsküken)
- Hühnerküken der Legerassen (Gebrauchsküken)
- Hühnerküken der Mastrassen (Gebrauchsküken)

AUSFUHR NACH DRITTLÄNDER

- Hühnerküken der Legerassen (weibliche Zucht- und Vermehrungsküken)
- Hühnerküken der Mastrassen (weibliche Zucht- und Vermehrungsküken)
- Hühnerküken der Legerassen (Gebrauchsküken)
- Hühnerküken der Mastrassen (Gebrauchsküken)

DEFINITIONEN

## TABLE OF CONTENTS

PREFACE & METHODOLOGICAL NOTE

GRAHS:

- New placings of chicks
- Index of producer prices

TABLES:

NEW PLACINGS OF CHICKS (EUR-9) 0

EGGS PUT INTO INCUBATION for the production of parent and grandparent females

- Chicks of laying stock 1-2
- Chicks of meat stock 3-4

EGGS PUT INTO INCUBATION for the production of utility chicks

- Chicks of laying stock 5-6
- Chicks of meat stock 7-8
- Chicks of mixed stock 9-10
- Ducks 11-12
- Geese 13-14
- Turkeys 15-16
- Guinea-fowls 17-18

PRODUCTION OF PARENT AND GRANDPARENT FEMALES

- Laying stock 19-20
- Meat stock 21-22

PRODUCTION OF UTILITY CHICKS

- Laying stock: females for laying 23-24
- Meat stock: chicks for fattening 25-26
- Mixed stock 27-28
- Cockerels for sexing 29-30
- Ducks 31-32
- Geese 33-34
- Turkeys 35-36
- Guinea-fowls 37-38

IMPORTS FROM THIRD COUNTRIES

- Laying stock: parent and grandparent females 39-40
- Meat stock: parent and grandparent females 41-42
- Laying stock: females for laying 43-44
- Meat stock: chicks for fattening 45-46

EXPORTS TO THIRD COUNTRIES

- Laying stock: parent and grandparent females 47-48
- Meat stock: parent and grandparent females 49-50
- Laying stock: females for laying 51-52
- Meat stock: chicks for fattening 53-54

DEFINITIONS

## TABLE DES MATIERES

AVANT-PROPOS & NOTE METHODOLOGIQUE

GRAPHIQUES :

- Mises en place de poussins
- Indices des prix à la production

TABLEAUX :

MISES EN PLACE DE POUSSINS (EUR-9)

OEUFS MIS EN INCUBATION pour la production de poussins de sélection et multiplication

- Poussins de race ponte
- Poussins de race chair

OEUFS MIS EN INCUBATION pour la production de poussins d'utilisation

- Poussins de race ponte
- Poussins de race chair
- Poussins de race mixte
- Canetons
- Oisons
- Dindonneaux
- Pintadeaux

PRODUCTION DE FEMELLES DE SELECTION ET MULTIPLICATION

- Race ponte
- Race chair

PRODUCTION DE POUSSINS D'UTILISATION

- Poulettes de race ponte
- Poussins de race chair
- Poussins de race mixte
- Coquelets de sexage
- Canetons
- Oisons
- Dindonneaux
- Pintadeaux

IMPORTATIONS DES PAYS-TIERS

- Poulettes de race ponte (sélection et multiplication)
- Poulettes de race chair (sélection et multiplication)
- Poulettes de race ponte (utilisation)
- Poussins de race chair (utilisation)

EXPORTATIONS VERS PAYS-TIERS

- Poulettes de race ponte (sélection et multiplication)
- Poulettes de race chair (sélection et multiplication)
- Poulettes de race ponte (utilisation)
- Poussins de race chair (utilisation)

DEFINITIONS

## INDICE

PREFAZIONE & CONSIDERAZIONE METODOLOGICHE

GRAFICI :

- Nuove immissioni di pulcini
- Indice dei prezzi alla produzione

TABELLE :

NUOVE IMMISSIONI DI PULCINI (EUR-9) 0

UOVA MESSE IN INCUBAZIONE per la produzione di pulcini da moltiplicazione e da riproduzione

- Pulcini da produzione di uova 1-2
- Pulcini da carne 3-4

UOVA MESSE IN INCUBAZIONE per la produzione di pulcini da utilizzazione

- Pulcini da produzione di uova 5-6
- Pulcini da carne 7-8
- Pulcini di razza mista 9-10
- Anatre 11-12
- Oche 13-14
- Tacchini 15-16
- Faraone 17-18

PULCINI FEMMINE DA MOLTIPLICAZIONE E DA RIPRODUZIONE

- Pulcini da produzione di uova 19-20
- Pulcini da carne 21-22

PULCINI DA UTILIZZAZIONE

- Femmine da produzione di uova 23-24
- Pulcini da carne 25-26
- Pulcini di razza mista 27-28
- Galletti di sessaggio 29-30
- Anatre 31-32
- Oche 33-34
- Tacchini 35-36
- Faraone 37-38

IMPORTAZIONI DAI PAESI TERZI

- Femmine da produzione di uova (sel. + moltipl.) 39-40
- Pulcini da carne (selezione + moltiplicazione) 41-42
- Femmine da produzione di uova (utilizzazione) 43-44
- Pulcini da carne (utilizzazione) 45-46

ESPORTAZIONI VERSO I PAESI TERZI

- Femmine da produzione di uova (sel. + moltipl.) 47-48
- Pulcini da carne (selezione + moltiplicazione) 49-50
- Femmine da produzione di uova (utilizzazione) 51-52
- Pulcini da carne (utilizzazione) 53-54

DEFINIZIONI

## INHOUDSOPGAVE

VOORWOORD & OPMERKINGEN BETREFFENDE DE METHODE

GRAFIEKEN :

- Geplaatste kuikens
- Index van producentenprijzen

TABELLEN :

GEPLAATSTE KUIKENS (EUR-9)

INGELEGDE BROEDEIEREN voor de produktie van selectie- en vermeerderingskuikens

- Kuikens van legrassen
- Kuikens van slachtrassen

INGELEGDE BROEDEIEREN voor de produktie van gebruikskuikens

- Kuikens van de legrassen
- Kuikens van slachtrassen
- Kuikens van de gemengde rassen
- Eenden
- Ganzen
- Kalkoenen
- Parelhoenders

VROUWELIJKE SELECTIE- EN VERMEERDERINGS KUIKENS

- Legkuikens
- Slachtkuikens

GEBRUIKSKUIKENS

- Vrouwelijke -leg
- Slachtkuikens
- Kuikens van gemengde rassen
- Slachthaantjes
- Eenden
- Ganzen
- Kalkoenen
- Parelhoenders

INVOER UIT DERDE LANDEN

- Vrouwelijke -leg (selectie en vermeerdering)
- Slachtkuikens (selectie en vermeerdering)
- Vrouwelijke -leg (gebruik)
- Slachtkuikens (gebruik)

UITVOER NAAR DERDE LANDEN

- Vrouwelijke -leg (selectie en vermeerdering)
- Slachtkuikens (selectie en vermeerdering)
- Vrouwelijke -leg (gebruik)
- Slachtkuikens (gebruik)

DEFINITIES

## FORORD

I denne serie "Måndlig statistik for aeg" offentliggør EUROSTAT. Denne publikation omfatter de statistikker, som medlemsstaterne fremsender i Kommissionens forordning (EØF) nr. 1868/77 af 29. juli 1977 om anvendelse af artikel 10 i Rådets forordning (EØF) nr. 2782/72 om produktion og afsætning af rugeæg og kyllinger af fjerkræ(1).

Disse forordninger foreskriver fællesskabsundersøgelser hos rugerierne fra januar 1973. I nærværende meddelelse indeholdes dataene vedrørende rugeæg indlagt i rugemaskine og udklækkede og anvendte kyllinger, opdelt efter fjerkræart og anvendelseskategori eller race, samt dataene vedrørende handelen med tredjelande.

(1) EFT nr. L 209 af 17.8.1977, side 1.

**Bemærkninger**

1. Kodning af serierne: se tabeller nedenfor. Disse seriekoder er angivet i yderste venstre Kolonne af hver tabel undtagen i de summariske tabeller.
2. **I tilfælde, hvor visse data for en medlemsstats vedkommende omfattes af den statistiske tavshedspligt (S), er totalerne og de kumulerede tal EUR ufuldstændige.**
3. De anførte data kan ændres til enhver tid. Den seneste publikation indeholder de pålideligste disponible dataserier.

*

* *

## BEMÆRKNINGER FOR HVERT LAND

**Forbundsrepublikken Tyskland** — Hermedregnes ikke områderne Hamburg, Bremen og Berlin.

**Frankrig** — Oplysningerne indsamles ved rundspørger hos rugerierne og en særlig rundspørge blandt personer, der beskæftiger sig med fjerkræforædling. Oplysningerne vedrører perioder på 4-5 uger (marts, juni, september og december).

## MEDDELELSE OM DEN FORESKREVNE

**Undersøgelsesfelt:** Undersøgelserne foretages hos rugerier med en kapacitet på mindst 1000 æg indlagt i rugemaskine.

**Definitioner:** Definitionerne af kategorier og typer rugeæg og daggamle kyllinger er offentliggjort i Rådets forordning (EØF) nr. 2782/75 af 1. november 1975 og gengives i vedlagte bilag.

**Enheder:** I fællesskabstabellerne i bilag I til forordning (EØF) nr. 1868/77 noteres resultaterne i tusinder. Visse nationale data indføres med decimaler.

**Udformning af månedsskemaet**

**Del I:**

**A. Æg indlagt i rugemaskine**

Omfatter alle æg (den nationale produktion + indførsler fra andre fællesskabslande og fra tredjelande), som er indlagt i rugemaskine i rugerier, uanset eventuel senere udførsel af kyllinger til andre fællesskabslande eller tredjelande.

**B. Egenproduktion**

Udelukkende de i rugerierne udrugede kyllinger uden medtagelse af ind- og udførslen af kyllinger (tredjelande og Fællesskaberne).

**Del II:**
**Udenrigshandelen med kyllinger**

Udelukkende de fra tredjelande indførte kyllinger eller de til tredjelande udførte kyllinger.

MÅNEDS OVERSIGT OVER PRODUKTIONEN OG AFSÆTNINGEN AF RUGEÆG OG KYLLINGER AF FJERKRÆ

DEL I

| A. Hagte rugeæg | haner, høner, kyllinger | | | ænder | gæs | kalkuner | perlehøns |
|---|---|---|---|---|---|---|---|
| | æglægning | kød | blandet | | | | |
| avl formering(1) | 120 | 220 | | | | | |
| brug | 110 | 210 | 310 | 410 | 510 | 610 | 710 |

| B. De anvendte kyllingers bestemmelse | haner, høner, kyllinger | | | ænder | gæs | kalkuner | perlehøns |
|---|---|---|---|---|---|---|---|
| | æglægning | kød | blandet | | | | |
| avlshønekyllinger formeringshønekyllinger(1) | 151 | 251 | | | | | |
| hønekyllinger til æglægning | 171 | | 361 | | | | |
| hane- og hønekyllinger til opfedning | | 281 | | 481 | 581 | 681 | 781 |
| frasorterede hanekyllinger til opfedning | 181 | | | | | | |

DEL II

**Indførsel fra ..... og udførsel til tredjelande**

| | | | | | | | |
|---|---|---|---|---|---|---|---|
| INDFØRSEL | | | | | | | |
| kyllinger: avslhønekyllinger formeringshønekyllinger(1) | 152 | 252 | | 442 | 542 | | 742 |
| kyllinger: brug | 172 | 282 | 362 | | | 682 | |
| UDFØRSEL | | | | | | | |
| kyllinger: avslhønekyllinger formeringshønekyllinger(1) | 153 | 253 | | 443 | 543 | | 743 |
| kyllinger: brug | 173 | 283 | 363 | | | 683 | |

(1) Medlemsstaterne sondrer så vidt muligt mellem avl og formering.

## VORWORT

EUROSTAT gibt im Rahmen der Reihe "Monatliche Statistik von Eiern" die Aufstellungen, die von den Mitgliedstaaten gemäß Verordnung (EWG) Nr. 1868/77 der Kommission vom 29. Juli 1977 zur Anwendung von Artikel 10 der Verordnung (EWG) 2782/75 des Rates über die Erzeugung und den Verkehr mit Bruteiern und Küken von Hausgeflügel(1) übermittelt werden.

Diese Verordnungen schreiben von Januar 1973 an Gemeinschaftserhebungen bei den Brütereien vor. Das vorliegende Mitteilungsblatt enthält die Angaben über eingelegte Bruteier sowie über geschlüpfte und verwendete Küken, aufgegliedert nach Geflügelarten und Art der Verwendung oder Rasse, und ferner die Angaben über den Außenhandel mit Drittländern.

(1) ABl. Nr. L 209 vom 17.8.1977, S. 1.

**Hinweise**

1. Kodifizierung: siehe Tabelle unten. Der Kode der betreffenden Reihe erscheint jeweils in der oberen linken Ecke jeder Tabelle außer bei den zusammengefaßten Tabellen.
2. **Falls für einen Mitgliedstaat bestimmte Angaben der statistischen Geheimhaltung unterliegen (S), gelten die Gesamtsummen und kumulierten Summen EUR als Teilergebnisse.**
3. Die Angaben können stets in der Folgezeit geändert werden. Die letzte Veröffentlichung enthält jeweils die besten verfügbaren Reihen.

* * *

## BEMERKUNGEN NACH LÄNDERN

**Bundesrepublik Deutschland** — Nicht inbegriffen sind die Gebiete von Hamburg, Bremen und Berlin (West).

**Frankreich** — Die Angaben werden durch Erhebungen bei den Brütereien und eine Sondererhebung bei den Züchtern von Geflügelstämmen eingeholt. Sie erstrecken sich auf vier oder fünf Wochen (März, Juni, September und Dezember).

## METHODISCHE ANMERKUNGEN

**Erhebungsbereich:** Die Erhebungen werden bei Brütereien mit einem Fassungsvermögen von 1000 und mehr eingelegten Bruteiern durchgeführt.

**Bezeichnungen:** Die Bezeichnungen der Klassen und Typen von Bruteiern und Eintagsküken wurden in der Verordnung (EWG) Nr. 2782/75 des Rates vom 1. November 1975 veröffentlicht und sind im Anhang wiedergegeben.

**Einheiten:** Die Gemeinschaftstabellen des Anhangs I der Verordnung (EWG) 1868/77 sehen vor, daß die Ergebnisse in 1000 Stück ausgedrückt werden. Einige nationale Ergebnisse werden mit Dezimalstellen angegeben. Gerundet.

**Aufmachung des monatlichen Dokuments**

**I. Teil:**

**A. Eingelegte Bruteier**

Sämtliche in Brütereien eingelegte Bruteier (Inlanderzeugung plus Einfuhren aus Gemeinschafts- und Drittländern) ohne Berücksichtigung etwaiger späteren Ausfuhren von Küken nach anderen Gemeinschaftsländern oder nach Drittländern.

**B. Eigenerzeugung**

Ausschließlich in der Brüterei ausgeschlüpfte Küken ohne Berücksichtigung der ein- und ausgeführten Küken (Drittländer oder Gemeinschaft).

**II. Teil:**
**Außenhandel mit Küken**

Ausschließlich aus Drittländern eingeführte oder nach Drittländer ausgeführte Küken.

MONATLICHE AUFSTELLUNG ÜBER DIE ERZEUGUNG VON UND DEN VERKEHR MIT BRUTEIERN UND KÜKEN VON HAUSGEFLÜGEL

TEIL I

| A. Eingelegte Bruteier zur Erzeugung von | Hühner | | | Enten | Gänse | Truthühner | Perlhühner |
|---|---|---|---|---|---|---|---|
| | Legerassen | Mastrassen | Küken gemischter Verwendbarkeit | | | | |
| Zucht- und Vermehrungsküken(1) | 120 | 220 | | | | | |
| Gebrauchsküken | 110 | 210 | 310 | 410 | 510 | 610 | 710 |

| B. Geschlüpfte Küken, zur Verwendung bestimmt als | Hühner | | | Enten | Gänse | Truthühner | Perlhühner |
|---|---|---|---|---|---|---|---|
| | Legerassen | Mastrassen | Küken gemischter Verwendbarkeit | | | | |
| weibliche Zucht- und Vermehrungsküken(1) | 151 | 251 | | | | | |
| Gebrauchslegeküken | 171 | | 361 | | | | |
| männliche und weibliche Gebrauchsschlachtküken | | 281 | | 481 | 581 | 681 | 781 |
| aussortierte Hahnenküken | 181 | | | | | | |

TEIL II

**Einfuhren aus ..... und Ausfuhren nach Drittländern**

| | | | | | | | |
|---|---|---|---|---|---|---|---|
| EINFUHREN | | | | | | | |
| Küken: weibliche Zucht- und Vermehrungsküken(1) | 152 | 252 | | 442 | 542 | | 742 |
| Küken: Gebrauchsküken | 172 | 282 | 362 | | | 682 | |
| AUSFUHREN | | | | | | | |
| Küken: weibliche Zucht- und Vermehrungsküken(1) | 153 | 253 | | 443 | 543 | | 743 |
| Küken: Gebrauchsküken | 173 | 283 | 363 | | | 683 | |

(1) Soweit möglich, unterscheiden die Mitgliedstaaten zwischen Zucht- und Vermehrungsküken.

## PRELIMINARY REMARKS

In the series of "Monthly statistics of eggs", EUROSTAT is presenting all the statistics forwarded by Member States under Council Regulation (EEC) No. 1868/77 of the Commission of 29 July 1977, implementing Article 10 of Council Regulation (EEC) 2782/75 on the production and marketing of eggs for hatching and of farmyard poultry chicks(1).

The Regulations state that hatcheries must send in Community returns from January 1973 onwards. This bulletin gives data on eggs for hatching placed in incubation and on the use of hatched chicks, divided up into poultry types and utility and breeding categories, together with information on external trade with third countries.

(1) OJ No. L 209 of 17.8.1977, p. 1.

**Notes**

1. Coding: see the table below. The code for each series appears at the top lefthand corner of each table, except in the summary tables.
2. **Where certain information is confidential (S) for a particular Member State, the EUR totals and cumulative totale are only partial.**
3. All information is subject to subsequent amendment. The best available series will be found in the most recent publication.

* * *

## REMARKS FOR EACH COUNTRY

**German F.R.** — Excluding Hamburg, Bremen and Berlin.

**France** — Data have been obtained from surveys of hatcheries and from a special survey covering poultry breed selectors. Figures refer to 4 or 5 week periods (March, June, September and December).

## NOTES ON THE SURVEY METHOD

**Field of survey:** The survey covers hatcheries with a capacity of 1000 or more eggs placed in incubation.

**Definitions:** Definitions of the categories and types of eggs for hatching and day-old chicks were published in Council Regulation (EEC) No. 2782/75 of 29 October 1975 and are given in the Annex.

**Units:** The Community tables in Annex I of Regulation (EEC) No. 1868/77 ask for figures to be given in thousands. Some national figures have been entered with decimals.

**Presentation of monthly summary**

**Part I:**

**A. Eggs placed in incubation**

Covers all eggs (domestic production plus eggs imported from Community countries and third countries) placed in incubation in hatcheries, regardless of any subsequent exports of chicks to other Community countries or third countries.

**B. Indigenous production**

Only includes chicks hatched in the hatchery, other than chicks imported from or exported to third or Communities countries.

**Part II:**
**External trade in chicks**

Only includes chicks imported from third countries or exported to third countries.

MONTHLY SUMMARY OF PRODUCTION AND MARKETING OF EGGS FOR HATCHING AND OF FARMYARD POULTRY CHICKS

PART I

| A. Eggs for hatching placed in incubation | Cocks, hens, chickens | | | Ducks | Geese | Turkeys | Guinea fowl |
|---|---|---|---|---|---|---|---|
| | laying | meat | mixed | | | | |
| Grandparent and parent(1) | 120 | 220 | | | | | |
| Utility | 110 | 210 | 310 | 410 | 510 | 610 | 710 |

| B. How chicks are used | Cocks, hens, chickens | | | Ducks | Geese | Turkeys | Guinea fowl |
|---|---|---|---|---|---|---|---|
| | laying | meat | mixed | | | | |
| Grandparent and parent females(1) | 151 | 251 | | | | | |
| Utility females for laying | 171 | | 361 | | | | |
| Males and females for fattening | | 281 | | 481 | 581 | 681 | 781 |
| Cockerels for sexing | 181 | | | | | | |

PART II

Imports from ..... and exports to non-member countries

| | | | | | | | |
|---|---|---|---|---|---|---|---|
| IMPORTS | | | | | | | |
| Chicks: grandparent females parent females(1) | 152 | 252 | | 442 | 542 | | 742 |
| Chicks: Utility | 172 | 282 | 362 | | | 682 | |
| EXPORTS | | | | | | | |
| Chicks: grandparent females parent females(1) | 153 | 253 | | 443 | 543 | | 743 |
| Chicks: Utility | 173 | 283 | 363 | | | 683 | |

(1) Where possible Member States shall distinguish between grandparent and parent.

## AVANT-PROPOS

Dans cette série "Statistiques mensuelles des oeufs", l'EUROSTAT présente les statistiques transmises par les Etats membres en application du règlement (CEE) n° 1868/77 de la Commission du 29 juillet 1977, portant application de l'article 10 du règlement (CEE) n° 2782/75 du Conseil concernant la production et la commercialisation des oeufs à couver et des poussins de volailles de basse-cour(1).

Ces règlements prescrivent des enquêtes communautaires auprès des accouveurs à partir du mois de janvier 1973. Dans le présent bulletin sont reprises les données relatives aux oeufs à couver mis en incubation et aux poussins éclos et utilisés, ventilés par espèces de volaille et catégories d'utilisation ou de race, ainsi que les données concernant le commerce extérieur avec les pays-tiers.

(1) JO n° L 209 du 17.8.1977, p. 1.

**Avertissement**

1. Codification : voir tableau ci-dessous. Le code de la série concernée apparaît dans le coin supérieur gauche de chaque tableau, sauf dans les tableaux récapitulatifs.
2. **Lorsque pour un Etat membre certaines données sont couvertes par le secret statistique (S), les totaux et cumuls EUR sont partiels.**
3. Les données sont toujours susceptibles d'être modifiées par la suite. La dernière publication donne les meilleures séries disponibles.

*
* *

## REMARQUES PAR PAYS

**Allemagne R.F.** — Non compris le territoire du Hambourg, de Brème et de Berlin.

**France** — Les données sont relevées par des enquêtes auprès des accouveurs et une enquête spéciale auprès des sélectionneurs de souches avicoles. Les données portent sur des périodes de 4 ou 5 semaines (mars, juin, septembre et décembre).

## NOTE METHODOLOGIQUE

**Champ d'enquête :** Les enquêtes sont réalisées auprès des couvoirs d'une capacité de 1000 et plus d'oeufs mis en incubation.

**Définitions :** Les définitions des catégories et types d'oeufs à couver et des poussins d'un jour sont publiées dans le règlement (CEE) 2782/75 du Conseil du 29 octobre 1975 et sont reprises en annexe.

**Unités :** Les tableaux communautaires de l'annexe I du règlement (CEE) 1868/77 prévoient la fourniture des résultats en 1000 pièces. Certaines données nationales sont introduites avec des décimales.

**Présentation du document mensuel**

**I° Partie :**

**A. Oeufs mis en incubation**

Comprend tous les oeufs (production nationale + importés des pays de la Communauté et des pays tiers) mis en incubation dans les couvoirs indépendamment des exportations éventuelles ultérieures de poussins vers d'autres pays de la Communauté ou vers les pays tiers.

**B. Production indigène**

Comprend exclusivement les poussins nés au couvoir, sans tenir compte des importations et exportations (pays tiers et Communauté) de poussins.

**II° Partie :**
**Commerce extérieur de poussins**

Comprend uniquement les poussins importés des pays tiers ou exportés vers les pays tiers.

RECAPITULATIF MENSUEL CONCERNANT LA PRODUCTION ET LA COMMERCIALISATION DES ŒUFS A COUVER ET DES POUSSINS DE VOLAILLES DE BASSE-COUR

PARTIE I

| A. Œufs à couver mis en incubation | Coqs, poules, poulets | | | Canards | Oies | Dindes | Pintades |
|---|---|---|---|---|---|---|---|
| | ponte | chair | mixte | | | | |
| Sélection Multiplication(1) | 120 | 220 | | | | | |
| Utilisation | 110 | 210 | 310 | 410 | 510 | 610 | 710 |

| B. Destination des poussins utilisés | Coqs, poules, poulets | | | Canards | Oies | Dindes | Pintades |
|---|---|---|---|---|---|---|---|
| | ponte | chair | mixte | | | | |
| Femelles de sélection et de multiplication | 151 | 251 | | | | | |
| Femelles d'utilisation ponte | 171 | | 361 | | | | |
| Engraissement mâles et femelles | | 281 | | 481 | 581 | 681 | 781 |
| Coquelets de sexage | 181 | | | | | | |

PARTIE II

**Importations des ..... et exportations vers les pays tiers**

| | | | | | | | |
|---|---|---|---|---|---|---|---|
| IMPORTATIONS | | | | | | | |
| Poussins : femelles de sélection femelles de multiplication(1) | 152 | 252 | | 442 | 542 | | 742 |
| Poussins : utilisation | 172 | 282 | 362 | | | 682 | |
| EXPORTATIONS | | | | | | | |
| Poussins : femelles de sélection femelles de multiplication(1) | 153 | 253 | | 443 | 543 | | 743 |
| Poussins : utilisation | 173 | 283 | 363 | | | 683 | |

(1) Les Etats membres font, si possible, la distinction entre sélection et multiplication.

## PREFAZIONE

EUROSTAT presenta, nel quadre della serie "Statistiche mensili delle uova", i dati statistici trasmessi dagli Stati membri in applicazione degli regolamento (CEE) n. 1868/77 della Commissione, del 29 luglio 1977, recante applicazione del regolamento (CEE) n. 2782/72 del Consiglio relativo alla produzione e alla commercializzazione di uova da cova e pulcini di volatili da cortile(1).

Detti regolamenti prescrivono che dal mese di gennaio del 1973, si effettuino delle indagini comunitarie presso i centri d'incubazione. Nel presente bolletino sono riportati i dati relativi alle uova da cova messe in incubazione e ai pulcini nati e utilizzati, suddivisi per specie di volatili e per categorie d'utilizzazione o di razza, nonchè i dati relativi al commercio estero con i paesi terzi.

(1) GU n. L 209 dal 17.8.1977, pag. 1.

**Avvertenze**

1. Codificazione : vedasi tabella seguente. Il codice della serie in questione figura nell'angolo superiore sinistro di ciascuna tabella, salvo le tabelle riassuntive.
2. **Quando per un Stato membro determinati dati sono coperti da segreto statistico (S), i totali ed i cumuli EUR sono parziali.**
3. I dati sono sempre suscettibli di ulteriori modifiche. L'ultima pubblicazione riporta le migliori serie disponibili.

* * *

## OSSERVAZIONI PER PAESE

**Repubblica federale tedesca** — esclusi i territori di Amburgo, di Brema e di Berlino.

**Francia** — I dati sono rilevati mediante indagini condotte presso i centri d'incubazione e un'indagine speciale presso i selezionatori della razze avicole. I dati si riferiscono a periodi di 4 - 5 settimane (marzo, giugno, settembre e dicembre).

## NOTA METODOLOGICA

**Campo d'indagine** : Le indagini sono effettuate presso centri d'incubazione della capacità di 1000 e più uova messe in incubazione.

**Definizioni** : Le definizioni delle categorie e dei tipi di uova da cova e dei pulcini di un giorno sono pubblicate nel regolamento CEE 2782/75 del Consiglio del 1 novembre 1975 e sono riportate in allegato.

**Unità** : Le tabelle comunitarie dell'allegato I del regolamento CEE 1868/77 prevedono che i risultati vengano forniti in migliaia. Determinati dati nazionali sono riportati con cifre decimali.

**Presentazione del documento mensile**

**I° Parte :**

**A. Uova messe in incubazione**

Comprende tutte le uova (produzione nazionale + uova importate dai paese della Comunità e dai paesi terzi) immesse nelle incubatrici, indimendentemente dalle eventuali ulteriori esportazioni di pulcini verso altri paesi della Comunità o verso i paesi terzi.

**B. Produzione nazionale**

Comprende esclusivamente i pulcini nati nei centri d'incubazione, senza tener conto delle importazioni e delle esportazioni (paesi terzi e Comunità) di pulcini.

**II° Parte :**
**Commercio esterno dei pulcini**

Comprende esclusivamente i pulcini importati dai paesi terzi o esportati verso i paesi terzi.

TABELLA RIASSUNTIVA MENSILE CONCERNENTE LA PRODUZIONE E LA COMMERCIALIZZAZIONE DELLE UOVA DA COVA E DEI PULCINI DI VOLATILI DA CORTILE

PARTE I

| A. Uova da cova messe in incubazione | Galli, galline, polli | | | Anatre | Oche | Tacchini | Faraone |
|---|---|---|---|---|---|---|---|
| | Produzione di uova | Carne | Uso misto | | | | |
| Selezione Moltiplicazione(1) | 120 | 220 | | | | | |
| Utilizzazione | 110 | 210 | 310 | 410 | 510 | 610 | 710 |

| B. Destinazione dei pulcini utilizzati | Galli, galline, polli | | | Anatre | Oche | Tacchini | Faraone |
|---|---|---|---|---|---|---|---|
| | Produzione di uova | Carne | Uso misto | | | | |
| Femmine per la selezione e la moltiplicazione(1) | 151 | 251 | | | | | |
| Femmine destinate alla produzione di uova | 171 | | 361 | | | | |
| Ingrasso maschi e femminine | | 281 | | 481 | 581 | 681 | 781 |
| Galletti di sessaggio | 181 | | | | | | |

PARTE II

**Scambi coi paesi terzi (importazioni ed esportazioni)**

| | | | | | | | |
|---|---|---|---|---|---|---|---|
| IMPORTAZIONI | | | | | | | |
| Pulcini : Femmine per la selezione Femmine per la moltiplicazione(1) | 152 | 252 | | 442 | 542 | | 742 |
| Pulcini : Utilizzazione | 172 | 282 | 362 | | | 682 | |
| ESPORTAZIONI | | | | | | | |
| Pulcini : Femmine per la selezione Femmine per la moltiplicazione(1) | 153 | 253 | | 443 | 543 | | 743 |
| Pulcini : Utilizzazione | 173 | 283 | 363 | | | 683 | |

(1) Gli Stati membri effettueno nella misura del possibile la distinzione tra selezione e moltiplicazione.

X

## INLEIDING

In deze reeks "Maandelijkse Statistieken van Eieren" EUROSTAT publiceert de statistieken die door de Lid-Staten zijn toegezonden op grond van de Verordening (EEG) nr. 1868/77 van de Commissie van 29 juli 1977, houdende uitvoeringsbepalingen inzake artikel 10 van Verordening (EEG) nr. 2782/75 van de Raad betreffende de produktie van en de handel in broedeieren en kuikens van pluimvee(1).

Op grond van deze verordeningen worden vanaf de maand januari 1973 communautaire enquêtes bij broederijen gehouden. In de onderhavige publikatie worden nogmaals de gegevens opgenomen betreffende de ingelegde broedeieren en de uitgekomen gebruikte kuikens, onderverdeeld naar pluimveesoort en gebruikscategorie of ras, alsmede de gegevens betreffende de invoer uit en de uitvoer naar derde landen.

(1) Publikatieblad nr. L 209 van 17.8.1977, blz. 1.

**N.B. :**

1. Kodering : tabel hieronder. Het kodenummer van betreffende reeks verschijnt in het linker boven gedeelte van elke tabel, uitgezonderd in de samenvattende.
2. **Wanneer voor een Lid-Staat bepaalde gegevens onder de statistische geheimhouding vallen, zijn de totalen en de cumulatieve totalen EUR niet volledig.**
3. De gegevens kunnen achteraf steeds worden gewijzigd. In de laatste publikatie staan de meest recente beschikbare resultaten.

* * *

## OPMERKINGEN PER LAND

**B.R. Duitsland** — Exclusief Hamburg, Bremen en Berlijn.

**Frankrijk** — De gegevens zijn opgenomen aan de hand van de enquêtes bij broederijen en een speciale enquête bij verdelingsbedrijven voor pluimvee. De gegevens hebben betrekking op perioden van vier of vijf weken (maart, juni, september en december).

## METHODOLOGISCHE OPMERKINGEN

**Enquêtegebied** : De enquêtes worden gehouden bij broederijen met een capaciteit van 1000 of meer broedeieren.

**Definities** : De definities van de categorieën en soorten broedeieren en eendagskuikens zijn gepubliceerd in de Verordening (EEG) 2782/75 van de Raad van 1 november 1975, die als bijlage is toegevoegd.

**Eenheden** : In de communautaire tabellen van bijlage I van de Verordening (EEG) nr. 1868/77 moeten de gegevens per duizend stuks worden vermeld. Bepaalde nationale gegevens zijn in de decimalen uitgedrukt.

**Opstelling van de maandelijkse statistiek**

**Deel I :**

**A. Ingelegde broedeieren**

Omvat alle bij de broederijen ingelegde eieren (landelijke produktie plus invoer uit de landen van de Gemeenschap en derde landen), afgezien van eventuele uitvoer van kuikens naar andere landen van de Gemeenschap of naar derde landen.

**B. Landelijke produktie**

Omvat uitsluitend de in de broederijen uitgekomen kuikens, waarbij geen rekening wordt gehouden met in- of uitgevoerde kuikens (derde landen of Gemeenschap).

**Deel II :**
**In- en uitvoer van kuikens**

Omvat uitsluitend uit derde landen ingevoerde kuikens of naar derde landen uitgevoerde kuikens.

MAANDELIJKS OVERZICHT VAN DE PRODUKTIE VAN EN DE HANDEL IN BROEDEIEREN EN KUIKENS VAN PLUIMVEE

DEEL I

| A. Ingelegde broedeieren | hanen, kippen, kuikens | | | eenden | ganzen | kalkoenen | parelhoenders |
|---|---|---|---|---|---|---|---|
| | leg | slacht | gemengd | | | | |
| Selectie vermeerdering(1) | 120 | 220 | | | | | |
| Gebruik | 110 | 210 | 310 | 410 | 510 | 610 | 710 |

| B. Bestemming van de gebruikskuikens | hanen, kippen, kuikens | | | eenden | ganzen | kalkoenen | parelhoenders |
|---|---|---|---|---|---|---|---|
| | leg | slacht | gemengd | | | | |
| Vrouwelijke selectie en vermeerderingskuikens(1) | 151 | 251 | | | | | |
| Legkippen | 171 | | 361 | | | | |
| Mesthoenders | | 281 | | 481 | 581 | 681 | 781 |
| Slachthaantjes | 181 | | | | | | |

DEEL II

Invoer uit ..... en uitvoer naar derde landen

| | | | | | | | |
|---|---|---|---|---|---|---|---|
| INVOER | | | | | | | |
| Kuikens : Vrouwelijke selectiekuikens Vrouwelijke vermeerderingsk.(1) | 152 | 252 | | 442 | 542 | | 742 |
| Kuikens : Gebruik | 172 | 282 | 362 | | | 682 | |
| UITVOER | | | | | | | |
| Kuikens : Vrouwelijke selectiekuikens Vrouwelijke vermeerderingsk.(1) | 153 | 253 | | 443 | 543 | | 743 |
| Kuikens : Gebruik | 173 | 283 | 363 | | | 683 | |

(1) De Lid Staten maken een onderscheid tussen selectie en vermeerdering, wanneer zulks mogelijk is.

## TEGN OG FORKORTELSER

| | |
|---|---|
| Nul eller af logiske grunde ikke beregnet | — |
| Mindre end det halve af den anvendte enhed | 0 |
| Oplysning foreligger ikke | : |
| Hemmeligholdelse af statistik | S |
| De seks oprindelige EF-medlemsstater i alt | EUR-6 |
| EF-medlemsstaterne i alt | EUR-9 |
| Skønsmæssigt angivet af Eurostat | * |

## ZEICHEN UND ABKÜRZUNGEN

| | |
|---|---|
| Nichts oder aus logischen Gründen nicht errechnet | — |
| Weniger als die Hälfte der verwendeten Einheit | 0 |
| Kein Nachweis vorhanden | : |
| Statistische Geheimhaltung | S |
| Ursprüngliche Mitgliedsländer, insgesamt | EUR-6 |
| Mitgliedsländer, insgesamt | EUR-9 |
| Schätzung des Eurostat | * |

## SIGNS AND ABBREVIATIONS

| | |
|---|---|
| Nil or not applicable | — |
| Data less than half the unit used | 0 |
| No data available | : |
| Statistical confidentiality | S |
| Total of the first six countries of the EC | EUR-6 |
| Total of the member countries of the EC | EUR-9 |
| Estimate made by Eurostat | * |

## SIGNES ET ABREVIATIONS

| | |
|---|---|
| Néant ou non calculé pour des raisons logiques | — |
| Donnée inférieure à la moitié de l'unité utilisée | 0 |
| Donnée non disponible | : |
| Secret statistique | S |
| Ensemble des six premiers pays membres des CE | EUR-6 |
| Ensemble des pays membres des CE | EUR-9 |
| Estimation de l'Eurostat | * |

## SEGNI E ABBREVIAZIONI

| | |
|---|---|
| Nulla o non calcolato per ragioni di logica | — |
| Dato inferiore alla metà dell'unità indicata | 0 |
| Dato non disponibile | : |
| Segreto statistico | S |
| Insieme dei primi sei paesi membri della CE | EUR-6 |
| Insieme dei paesi membri delle CE | EUR-9 |
| Stima dell'Eurostat | * |

## TEKENS EN AFKORTINGEN

| | |
|---|---|
| Nul of uit logische gronden niet berekend | — |
| Minder dan de helft van de gebruikte eenheid | 0 |
| Geen gegevens beschikbaar | : |
| Statistische Geheimhouding | S |
| Totaal van de zes eerste Lid-Staten van de EG | EUR-6 |
| Totaal van de Lid-Staten van de EG | EUR-9 |
| Schatting van Eurostat | * |

*

* *

*Sources :*

- Statistisches Bundesamt, Wiesbaden
- Ministère de l'Agriculture, Service Central des Enquêtes et Etudes Statistiques, Paris
- Ministero dell'Agricoltura e delle Foreste, IRVAM, Roma
- Ministerie van Landbouw en visserij, Produktschap voor pluimvee en eieren, Den Haag
- Ministère de l'Agriculture, Service de l'élevage, Bruxelles
- Administration des services techniques de l'Agriculture, Luxembourg
- Ministry of Agriculture fisheries and food, London
- Department of Agriculture and fisheries, Dublin
- Landbrugsministeriet, København

MONATLICHE ENTWICKLUNG DER AUFSTALLUNGEN
MONTHLY DEVELOPMENT OF THE NEW PLACINGS
EVOLUTION MENSUELLE DES MISES EN PLACE

E U R - 9

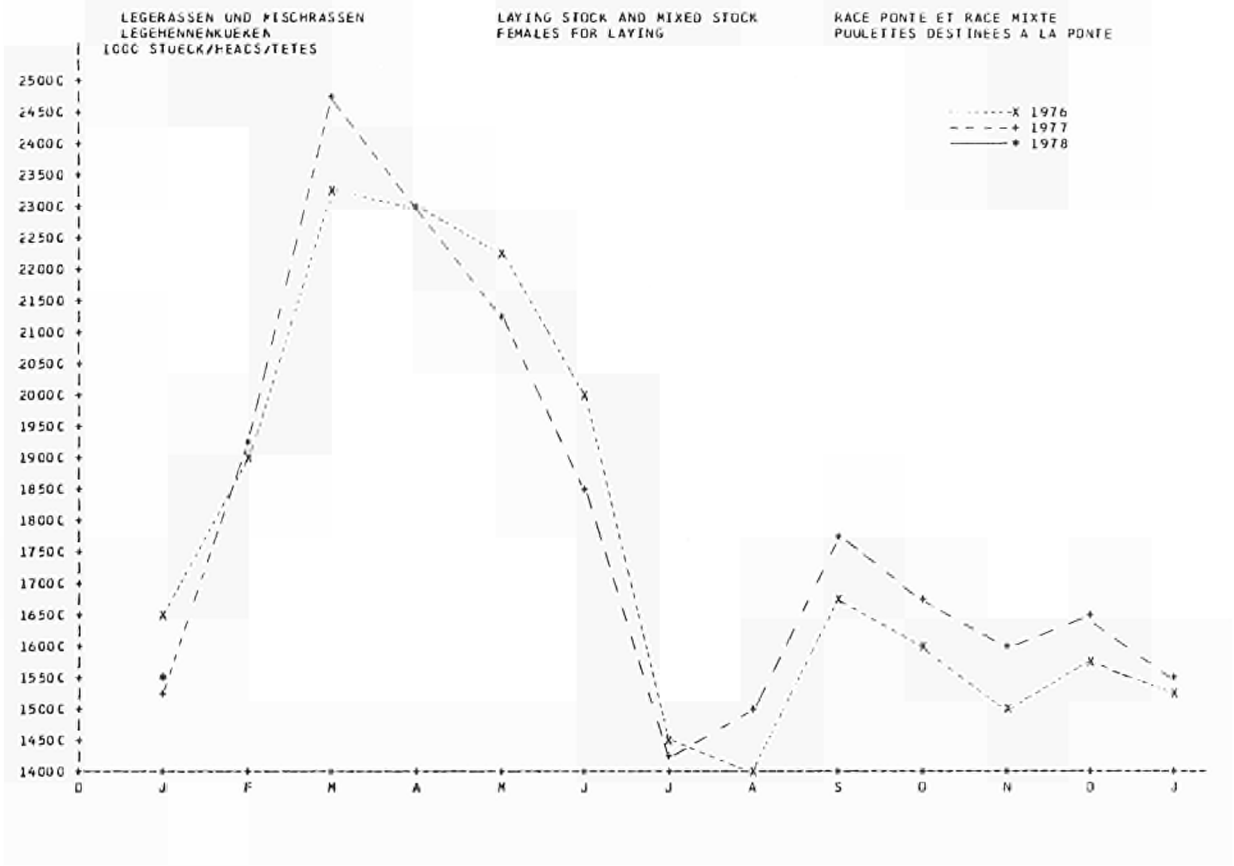


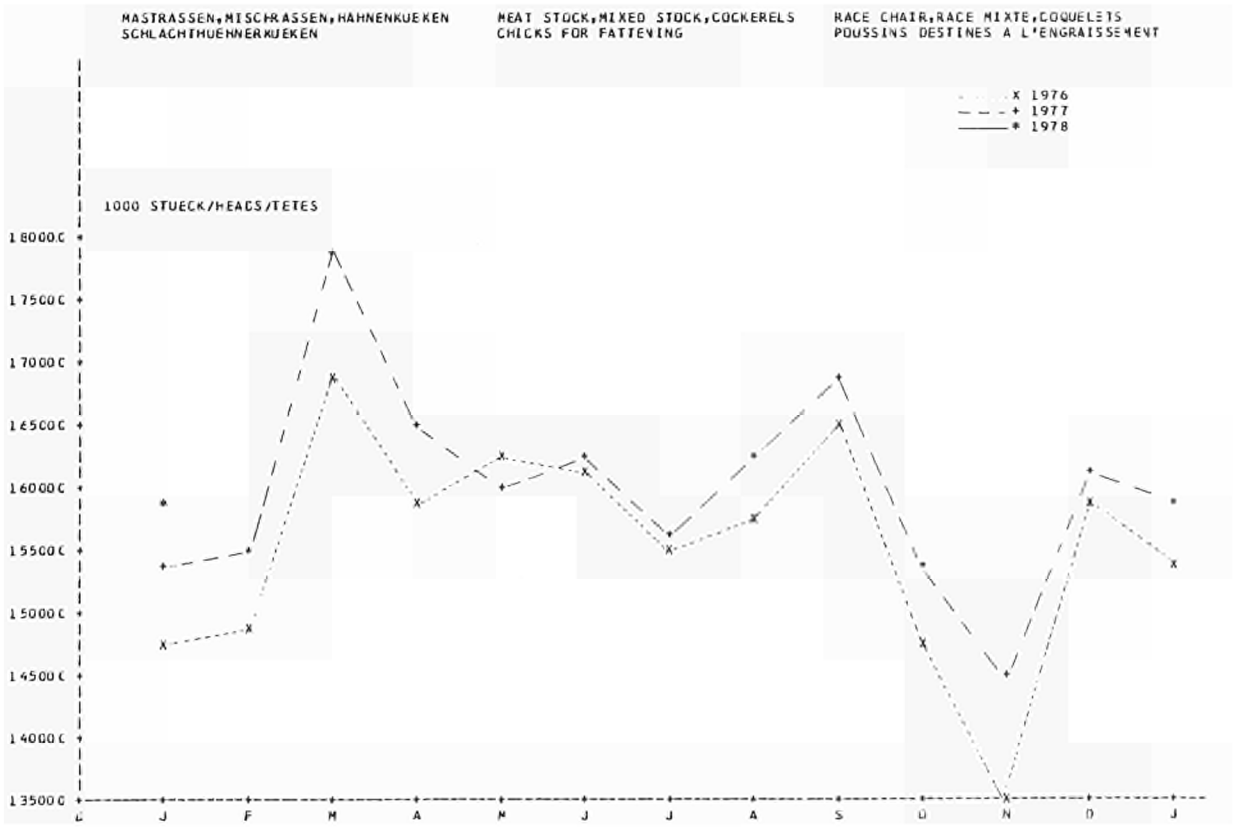

INDEX DER ERZEUGERPREISE
INDEX OF PRODUCER PRICES
INDICE DES PRIX A LA PRODUCTION

E U R - 9

EIERPREISE | EGG PRICES | PRIX DES OEUFS

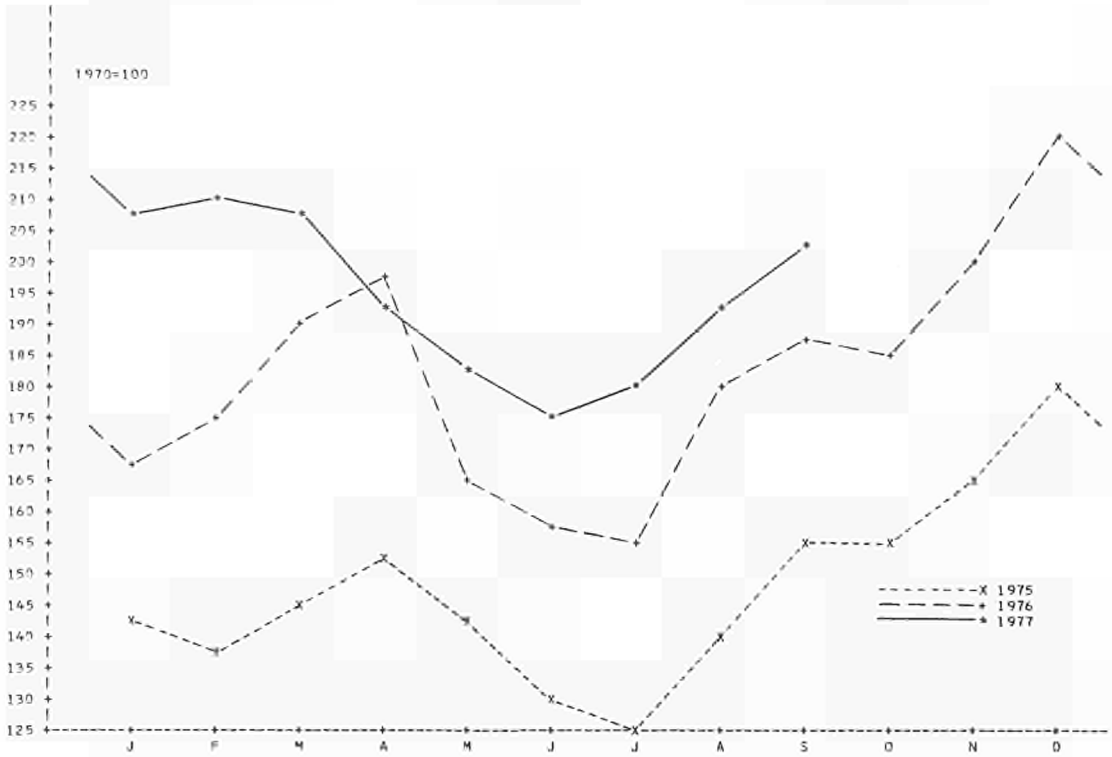


MASTHAEHNCHENPREISE | CHICKEN PRICES | PRIX DES POULETS

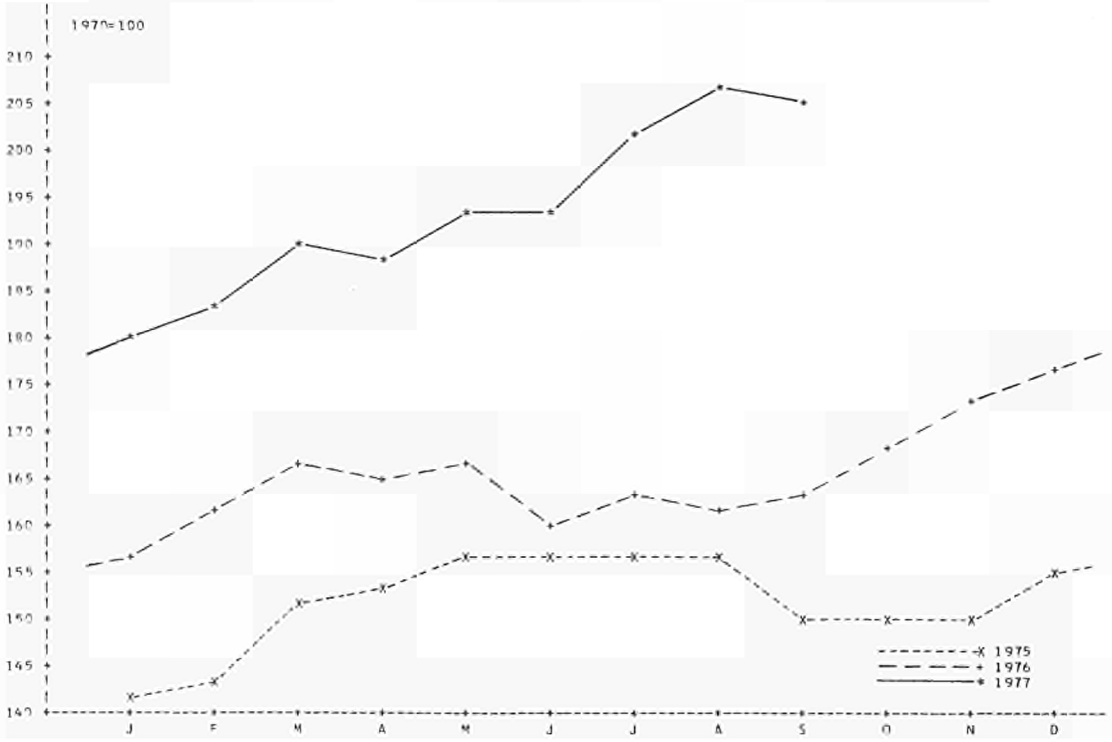

| | |
|---|---|
| NYPLACERINGER AF KYLLINGER | EUR-9 |
| AUFSTALLUNG DER KUEKEN | EUR-9 |
| NEW PLACINS OF CHICKS | EUR-9 |
| MISES EN PLACE DE POUSSINS | EUR-9 |
| NUOVE IMMISSIONI DI PULCINI | EUR-9 |
| GEPLAATSTE KUIKENS | EUR-9 |

Nyplaceringer = Indenlandske produktion + Indforsel — Udforsel
Aufstallung = Eigenerzeugung + Einfuhr — Ausfuhr
New placings = Indigenous production + Imports — Exports
Mises en places = Production indigène + Importations — Exportations
Nuove immissioni = Produzione interna + Importazioni — Esportazioni
Geplaatste kuikens = Binnenlandse produktie + Invoer — Uitvoer

1000 STUECK/HEADS/TETES

| | J | F | M | A | M | J | J | A | S | O | N | D | ANNEE/YEAR/JAHR |
|---|---|---|---|---|---|---|---|---|---|---|---|---|---|
| HUEHNERKUEKEN DER LEGERASSEN<br>GEBRAUCHSKUEKEN | LAYING STOCK<br>FEMALES FOR LAYING | | | | | | | | | POULETTES DE RACE PONTE<br>(UTILISATION) | | | |
| 1976 | 15179 | 16543 | 19742 | 19771 | 19317 | 17814 | 13148 | 13154 | 15800 | 15409 | 14528 | 15332 | 195736 |
| 1977 | 14305 | 16918 | 20715 | 19862 | 18510 | 16484 | 13211 | 14024 | 16660 | 16042 | 15369 | 15876 | 197975 |
| 1978 | 14441 | | | | | | | | | | | | |
| % 77/76 | -5.8 | 2.3 | 4.9 | 0.5 | -4.2 | -7.5 | 0.5 | 6.6 | 5.4 | 4.1 | 5.8 | 3.5 | 1.1 |
| % 78/77 | 1.0 | | | | | | | | | | | | |
| HUEHNERKUEKEN DER MASTRASSEN<br>GEBRAUCHSKUEKEN | MEAT STOCK<br>CHICKS FOR FATTENING | | | | | | | | | POUSSINS DE RACE CHAIR<br>(UTILISATION) | | | |
| 1976 | 139974 | 139976 | 157404 | 147809 | 151228 | 151817 | 148771 | 151970 | 158600 | 142476 | 129790 | 153918 | 1773729 |
| 1977 | 146520 | 144714 | 165388 | 153972 | 150216 | 154363 | 150508 | 155558 | 162009 | 147594 | 138880 | 156441 | 1826160 |
| 1978 | 152884 | | | | | | | | | | | | |
| % 77/76 | 4.7 | 3.4 | 5.1 | 4.2 | -0.7 | 1.7 | 1.2 | 2.4 | 2.1 | 3.6 | 7.0 | 1.6 | 3.0 |
| % 78/77 | 4.3 | | | | | | | | | | | | |
| HUEHNERKUEKEN DER MISCHRASSEN<br>GEBRAUCHSKUEKEN | MIXED STOCK<br>UTILITY CHICKS | | | | | | | | | POUSSINS DE RACE MIXTE<br>(UTILISATION) | | | |
| 1976 | 2888.7 | 5736.7 | 8223.0 | 7592.2 | 7236.7 | 5420.3 | 3163.3 | 1942.7 | 2333.0 | 1183.7 | 1055.1 | 954.2 | 47730 |
| 1977 | 2161.2 | 5803.3 | 10220 | 7718.4 | 7066.0 | 4593.4 | 2485.2 | 2081.1 | 2420.3 | 1678.7 | 1742.4 | 1313.1 | 49283 |
| 1978 | : | | | | | | | | | | | | |
| % 77/76 | -25.2 | 1.2 | 24.3 | 1.7 | -2.4 | -15.3 | -21.4 | 7.1 | 3.7 | 41.8 | 65.1 | 37.6 | 3.3 |
| % 78/77 | : | | | | | | | | | | | | |
| AUSSORTIERTE HAHNKUEKEN<br>SCHLACHTHUEHNERKUEKEN | COCKERELS FOR SEXING<br>CHICKS FOR FATTENING | | | | | | | | | COQUELETS DE SEXAGE<br>DESTINES A L'ENGRAISSEMENT | | | |
| 1976 | 5674.8 | 4804.2 | 6520.4 | 6948.1 | 7543.2 | 5924.5 | 4980.1 | 4484.8 | 5371.1 | 4574.9 | 5300.8 | 4898.8 | 66725 |
| 1977 | 5550.0 | 6470.1 | 7506.5 | 6480.0 | 6103.6 | 5663.0 | 4514.1 | 5467.0 | 5516.7 | 4931.2 | 5491.7 | 4639.1 | 68333 |
| 1978 | 5009.5 | | | | | | | | | | | | |
| % 77/76 | -2.2 | 34.7 | 15.1 | -6.7 | -19.1 | -4.4 | -9.4 | 21.9 | 2.7 | 7.8 | 9.8 | -5.3 | 2.4 |
| % 78/77 | -9.7 | | | | | | | | | | | | |

1000 STUECK/HEADS/TETES

| | J | F | M | A | M | J | J | A | S | O | N | D | ANNEE/YEAR/JAHR |
|---|---|---|---|---|---|---|---|---|---|---|---|---|---|
| HUEHNERKUEKEN DER LEGERASSEN<br>WEIBLICHE ZUCHT- UND VERMEHRUNGSKUEKEN | LAYING STOCK<br>GRANDPARENT AND PARENT FEMALES | | | | | | | | | POULETTES DE RACE PONTE<br>(SELECTION ET MULTIPLICATION) | | | |
| 1976 | 310.8 | 407.6 | 374.6 | 452.6 | 498.0 | 721.0 | 447.8 | 213.7 | 248.1 | 383.1 | 198.2 | 359.2 | 4614.8 |
| 1977 | 224.9 | 383.0 | 513.6 | 384.7 | 555.0 | 586.6 | 364.0 | 325.0 | 428.6 | 41.6 | 128.2 | 182.9 | 4118.1 |
| 1978 | : | | | | | | | | | | | | |
| % 77/76 | -27.6 | -6.0 | 37.1 | -15.0 | 11.4 | -18.6 | -18.7 | 52.1 | 72.7 | -89.1 | -35.3 | -49.1 | -10.8 |
| % 78/77 | : | | | | | | | | | | | | |
| HUEHNERKUEKEN DER MASTRASSEN<br>WEIBLICHE ZUCHT- UND VERMEHRUNGSKUEKEN | MEAT STOCK<br>GRANDPARENT AND PARENT FEMALES | | | | | | | | | POULETTES DE RACE CHAIR<br>(SELECTION ET MULTIPLICATION) | | | |
| 1976 | 1733.6 | 1421.4 | 2131.1 | 1727.5 | 1662.0 | 1791.8 | 1411.2 | 1504.3 | 1548.3 | 1613.4 | 1429.8 | 1586.9 | 19561 |
| 1977 | 1449.7 | 1525.4 | 1752.7 | 1964.0 | 2209.7 | 2068.8 | 1624.2 | 1556.2 | 1703.6 | 1670.4 | 1549.3 | 1544.2 | 20618 |
| 1978 | : | | | | | | | | | | | | |
| % 77/76 | -16.4 | 7.3 | -17.8 | 13.7 | 33.0 | 15.5 | 15.1 | 3.5 | 10.0 | 3.5 | 8.4 | -2.7 | 5.4 |
| % 78/77 | : | | | | | | | | | | | | |
| LEGERASSEN UND MISCHRASSEN<br>LEGEHENNENKUEKEN | LAYING STOCK AND MIXED STOCK<br>FEMALES FOR LAYING | | | | | | | | | POULETTES (R.PONTE ET R.MIXTE)<br>DESTINEES A LA PONTE | | | |
| 1976 | 16452 | 18880 | 23209 | 22928 | 22277 | 20030 | 14446 | 14000 | 16741 | 15911 | 14968 | 15800 | 215642 |
| 1977 | 15292 | 19257 | 24815 | 23046 | 21321 | 18447 | 14358 | 14966 | 17665 | 16711 | 16057 | 16514 | 218450 |
| 1978 | 15590 | | | | | | | | | | | | |
| % 77/76 | -7.0 | 2.0 | 6.9 | 0.5 | -4.3 | -7.9 | -0.6 | 6.9 | 5.5 | 5.0 | 7.3 | 4.5 | 1.3 |
| % 78/77 | 1.9 | | | | | | | | | | | | |
| MASTRASSEN,MISCHRASSEN,HAHNKUEKEN<br>SCHLACHTHUEHNERKUEKEN | MEAT STOCK,MIXED STOCK,COCKERELS<br>CHICKS FOR FATTENING | | | | | | | | | POUSSINS (R.CHAIR,R.MIXTE,COQUELETS)<br>DESTINES A L'ENGRAISSEMENT | | | |
| 1976 | 147264 | 148180 | 168680 | 159192 | 163048 | 160946 | 155616 | 157551 | 165363 | 147733 | 135406 | 159303 | 1868277 |
| 1977 | 153243 | 154648 | 179014 | 164986 | 160574 | 162657 | 156360 | 162164 | 168941 | 153535 | 145426 | 161755 | 1923301 |
| 1978 | 159259 | | | | | | | | | | | | |
| % 77/76 | 4.1 | 4.4 | 6.1 | 3.6 | -1.5 | 1.1 | 0.5 | 2.9 | 2.2 | 3.9 | 7.4 | 1.5 | 2.9 |
| % 78/77 | 3.9 | | | | | | | | | | | | |
| TRUTHUEHNER ZUR MAST<br>GEBRAUCHSKUEKEN | TURKEYS<br>FOR FATTENING | | | | | | | | | DINDONNEAUX<br>(UTILISATION) | | | |
| 1976 | 6305.3 | 6012.9 | 6541.1 | 6981.5 | 7921.3 | 8302.1 | 7871.2 | 7540.7 | 9025.4 | 5814.0 | 6483.9 | 6828.7 | 85628 |
| 1977 | 6644.4 | 6084.1 | 7337.5 | 6984.2 | 7804.6 | 8926.4 | 8836.7 | 8318.0 | 10306 | 7079.3 | 5511.7 | 7241.6 | 91075 |
| 1978 | 7142.7 | | | | | | | | | | | | |
| % 77/76 | 5.4 | 1.2 | 12.2 | 0.0 | -1.5 | 7.5 | 12.3 | 10.3 | 14.2 | 21.8 | -15.0 | 6.0 | 6.4 |
| % 78/77 | 7.5 | | | | | | | | | | | | |

AEG INDLAGT I RUGEMASKINE

EINGELEGTE BRUTEIER

EGGS PLACED IN INCUBATION

OEUFS MIS EN INCUBATION

UOVA MESSE IN INCUBAZIONE

INGELEGDE BROEDEIEREN

EINGELEGTE EIER
HUEHNERKUEKEN DER LEGERASSEN
ZUCHT- UND VERMEHRUNGSKUEKEN

HATCHING EGGS PUT INTO INCUBATION
LAYING STOCK
GRANDPARENT AND PARENT CHICKS

OEUFS MIS EN INCUBATION
POUSSINS DE RACE PONTE
SELECTION ET MULTIPLICATION

1000 EIER/EGGS/OEUFS

| 120 | J | F | M | A | M | J | J | A | S | O | N | D | ANNEE/YEAR/JAHR |
|---|---|---|---|---|---|---|---|---|---|---|---|---|---|
| **EUR-9** | | | | | | | | | | | | | |
| 1976 | 1625.8 | 1762.2 | 1905.8 | 2035.3 | 2752.5 | 2483.7 | 1666.6 | 1062.8 | 1805.2 | 1305.8 | 1246.0 | 1137.3 | 20789 |
| 1977 | 1604.9 | 2047.6 | 1875.7 | 1925.1 | 2612.0 | 2377.9 | 1999.9 | 1766.6 | 1194.2 | 967.7 | 828.9 | 1149.4 | 20350 |
| 1978 | : | : | | | | | | | | | | | |
| % 77/76 | -1.3 | 16.2 | -1.6 | -5.4 | -5.1 | -4.3 | 20.0 | 66.2 | -33.8 | -25.9 | -33.5 | 1.1 | -2.1 |
| % 78/77 | : | : | | | | | | | | | | | |
| **EUR-9 CUMUL** | | | | | | | | | | | | | |
| 1976 | 1625.8 | 3388.0 | 5293.8 | 7329.1 | 10082 | 12565 | 14232 | 15295 | 17100 | 18406 | 19652 | 20789 | 20789 |
| 1977 | 1604.9 | 3652.5 | 5528.2 | 7453.3 | 10065 | 12443 | 14443 | 16210 | 17404 | 18372 | 19200 | 20350 | 20350 |
| 1978 | : | : | | | | | | | | | | | |
| % 77/76 | -1.3 | 7.8 | 4.4 | 1.7 | -0.2 | -1.0 | 1.5 | 6.0 | 1.8 | -0.2 | -2.3 | -2.1 | -2.1 |
| % 78/77 | : | : | | | | | | | | | | | |
| **EUR-6** | | | | | | | | | | | | | |
| 1976 | 1168.8 | 1370.8 | 1445.7 | 1623.5 | 2303.2 | 2013.0 | 1306.3 | 732.7 | 1425.8 | 864.7 | 892.5 | 836.8 | 15984 |
| 1977 | 1183.8 | 1675.8 | 1349.8 | 1556.1 | 2178.7 | 1936.4 | 1511.1 | 1229.3 | 784.3 | 652.7 | 533.5 | 839.3 | 15431 |
| 1978 | : | : | | | | | | | | | | | |
| % 77/76 | 1.3 | 22.2 | -6.6 | -4.2 | -5.4 | -3.8 | 15.7 | 67.8 | -45.0 | -24.5 | -40.2 | 0.3 | -3.5 |
| % 78/77 | : | : | | | | | | | | | | | |
| **EUR-6 CUMUL** | | | | | | | | | | | | | |
| 1976 | 1168.8 | 2539.6 | 3985.3 | 5608.8 | 7912.0 | 9925.0 | 11231 | 11964 | 13390 | 14254 | 15147 | 15984 | 15984 |
| 1977 | 1183.8 | 2859.6 | 4209.4 | 5765.5 | 7944.2 | 9880.6 | 11392 | 12621 | 13405 | 14058 | 14591 | 15431 | 15431 |
| 1978 | : | : | | | | | | | | | | | |
| % 77/76 | 1.3 | 12.6 | 5.6 | 2.8 | 0.4 | -0.4 | 1.4 | 5.5 | 0.1 | -1.4 | -3.7 | -3.5 | -3.5 |
| % 78/77 | : | : | | | | | | | | | | | |
| **DEUTSCHLAND** | | | | | | | | | | | | | |
| 1976 | 401.1 | 519.5 | 579.8 | 738.7 | 893.4 | 830.8 | 559.8 | 361.7 | 370.5 | 167.6 | 235.6 | 223.8 | 5882.3 |
| 1977 | 470.0 | 519.6 | 471.3 | 447.7 | 905.2 | 435.6 | 408.2 | 401.9 | 259.3 | 197.7 | 169.4 | 329.3 | 5015.2 |
| 1978 | : | : | | | | | | | | | | | |
| % 77/76 | 17.2 | 0.0 | -18.7 | -39.4 | 1.3 | -47.6 | -27.1 | 11.1 | -30.0 | 18.0 | -28.1 | 47.1 | -14.7 |
| % 78/77 | : | : | | | | | | | | | | | |
| **FRANCE** | | | | | | | | | | | | | |
| 1976 | 305.0 | 432.0 | 483.0 | 392.0 | 563.0 | 665.0 | 398.0 | 107.0 | 143.0 | 163.0 | 253.0 | 393.0 | 4297.0 |
| 1977 | 243.0 | 308.0 | 433.0 | 477.0 | 468.0 | 701.0 | 334.0 | 293.0 | 185.0 | 165.0 | 67.0 | 210.0 | 3884.0 |
| 1978 | 262.0 | : | | | | | | | | | | | |
| % 77/76 | -20.3 | -28.7 | -10.4 | 21.7 | -16.9 | 5.4 | -16.1 | 173.8 | 29.4 | 1.2 | -73.5 | -46.6 | -9.6 |
| % 78/77 | 7.8 | : | | | | | | | | | | | |

EINGELEGTE EIER
HUEHNERKUEKEN DER LEGERASSEN
ZUCHT- UND VERMEHRUNGSKUEKEN

HATCHING EGGS PUT INTO INCUBATION
LAYING STOCK
GRANDPARENT AND PARENT CHICKS

OEUFS MIS EN INCUBATION
POUSSINS DE RACE PONTE
SELECTION ET MULTIPLICATION

1000 EIER/EGGS/OEUFS

| 120 | J | F | M | A | M | J | J | A | S | O | N | D | ANNEE/YEAR/JAHR |
|---|---|---|---|---|---|---|---|---|---|---|---|---|---|
| **ITALIA** | | | | | | | | | | | | | |
| 1976 | 182.7 | 114.3 | 150.9 | 228.8 | 446.8 | 201.2 | 227.5 | 3.00 | 522.3 | 344.1 | 223.9 | - | 2645.5 |
| 1977 | 128.8 | 428.2 | 183.5 | 402.4 | 445.5 | 397.8 | 266.9 | 194.4 | - | - | 67.1 | - | 2514.6 |
| 1978 | : | : | | | | | | | | | | | |
| % 77/76 | -29.5 | 274.6 | 21.6 | 75.9 | -0.3 | 97.7 | 17.3 | 6380.0 | -100.0 | -100.0 | -70.0 | - | -4.9 |
| % 78/77 | : | : | | | | | | | | | | | |
| **NEDERLAND** | | | | | | | | | | | | | |
| 1976 | 280.0 | 305.0 | 220.0 | 240.0 | 400.0 | 300.0 | 120.0 | 260.0 | 390.0 | 190.0 | 180.0 | 220.0 | 3105.0 |
| 1977 | 320.0 | 420.0 | 240.0 | 190.0 | 350.0 | 390.0 | 490.0 | 340.0 | 340.0 | 290.0 | 230.0 | 290.0 | 3890.0 |
| 1978 | 232.0 | : | | | | | | | | | | | |
| % 77/76 | 14.3 | 37.7 | 9.1 | -20.8 | -12.5 | 30.0 | 308.3 | 30.8 | -12.8 | 52.6 | 27.8 | 31.8 | 25.3 |
| % 78/77 | -27.5 | : | | | | | | | | | | | |
| **BELGIQUE/BELGIE** | | | | | | | | | | | | | |
| 1976 | - | - | 12.0 | 24.0 | - | 16.0 | 1.00 | 1.00 | - | - | - | - | 54.0 |
| 1977 | 22.0 | - | 22.0 | 39.0 | 10.0 | 12.0 | 12.0 | - | - | - | - | 10.0 | 127.0 |
| 1978 | 4.00 | : | | | | | | | | | | | |
| % 77/76 | - | - | 83.3 | 62.5 | - | -25.0 | 1100.0 | -100.0 | - | - | - | - | 135.2 |
| % 78/77 | -81.8 | : | | | | | | | | | | | |
| **LUXEMBOURG** | | | | | | | | | | | | | |
| 1976 | - | - | - | - | - | - | - | - | - | - | - | - | - |
| 1977 | - | - | - | - | - | - | - | - | - | - | - | - | - |
| 1978 | - | : | | | | | | | | | | | |
| % 77/76 | - | - | - | - | - | - | - | - | - | - | - | - | - |
| % 78/77 | - | : | | | | | | | | | | | |
| **UNITED KINGDOM** | | | | | | | | | | | | | |
| 1976 | 255.0 | 293.0 | 347.0 | 354.0 | 398.0 | 343.0 | 277.0 | 303.0 | 324.0 | 369.0 | 283.0 | 167.0 | 3713.0 |
| 1977 | 329.0 | 282.0 | 406.0 | 250.0 | 260.0 | 298.0 | 419.0 | 362.0 | 301.0 | 192.0 | 217.0 | 236.0 | 3552.0 |
| 1978 | 400.0 | : | | | | | | | | | | | |
| % 77/76 | 29.0 | -3.8 | 17.0 | -29.4 | -34.7 | -13.1 | 51.3 | 19.5 | -7.1 | -48.0 | -23.3 | 41.3 | -4.3 |
| % 78/77 | 21.6 | : | | | | | | | | | | | |
| **IRELAND** | | | | | | | | | | | | | |
| 1976 | 169.7 | 98.4 | 113.1 | 52.8 | 51.3 | 63.4 | 68.0 | 27.1 | 55.4 | 72.1 | 70.5 | 133.5 | 975.3 |
| 1977 | 87.2 | 89.8 | 119.9 | 119.0 | 158.7 | 112.4 | 69.8 | 175.3 | 93.2 | 103.8 | 78.4 | 74.1 | 1281.6 |
| 1978 | 77.4 | 53.5 | | | | | | | | | | | |
| % 77/76 | -48.6 | -8.7 | 6.0 | 125.4 | 209.4 | 77.3 | 2.6 | 546.9 | 68.2 | 44.0 | 11.2 | -44.5 | 31.4 |
| % 78/77 | -11.2 | -40.4 | | | | | | | | | | | |
| **DANMARK** | | | | | | | | | | | | | |
| 1976 | 32.3 | - | - | 5.00 | - | 64.3 | 15.3 | - | - | - | - | - | 115.9 |
| 1977 | 4.90 | - | - | - | 14.6 | 31.1 | - | - | 15.7 | 19.2 | - | - | 85.5 |
| 1978 | - | - | | | | | | | | | | | |
| % 77/76 | -84.8 | - | - | -100.0 | - | -51.6 | -100.0 | - | - | - | - | - | -25.9 |
| % 78/77 | -100.0 | - | | | | | | | | | | | |

EINGELEGTE EIER
HUEHNERKUEKEN DER MASTRASSEN
ZUCHT- UND VERMEHRUNGSKUEKEN

HATCHING EGGS PUT INTO INCUBATION
MEAT STOCK
GRANDPARENT AND PARENT CHICKS

OEUFS MIS EN INCUBATION
POUSSINS DE RACE CHAIR
SELECTION ET MULTIPLICATION

1000 EIER/EGGS/OEUFS

| 220 | J | F | M | A | M | J | J | A | S | O | N | D | ANNEE/YEAR/JAHR |
|---|---|---|---|---|---|---|---|---|---|---|---|---|---|
| **EUR-9** | | | | | | | | | | | | | |
| 1976 | 8125.5 | 7850.3 | 9682.1 | 9532.7 | 8490.8 | 9840.1 | 8572.8 | 7830.6 | 9379.7 | 7872.4 | 8294.8 | 7489.5 | 102961 |
| 1977 | 7519.6 | 7912.5 | 9433.0 | 7107.5 | 7651.2 | 9688.0 | 8569.4 | 9161.7 | 8804.1 | 8224.4 | 8407.7 | 7976.1 | 100455 |
| 1978 | : | : | | | | | | | | | | | |
| % 77/76 | -7.5 | 0.8 | -2.6 | -25.4 | -9.9 | -1.5 | -0.0 | 17.0 | -6.1 | 4.5 | 1.4 | 6.5 | -2.4 |
| % 78/77 | : | : | | | | | | | | | | | |
| **EUR-9 CUMUL** | | | | | | | | | | | | | |
| 1976 | 8125.5 | 15976 | 25658 | 35191 | 43681 | 53521 | 62094 | 69925 | 79305 | 87177 | 95472 | 102961 | 102961 |
| 1977 | 7519.6 | 15432 | 24865 | 31973 | 39624 | 49312 | 57881 | 67043 | 75847 | 84071 | 92479 | 100455 | 100455 |
| 1978 | : | : | | | | | | | | | | | |
| % 77/76 | -7.5 | -3.4 | -3.1 | -9.1 | -9.3 | -7.9 | -6.8 | -4.1 | -4.4 | -3.6 | -3.1 | -2.4 | -2.4 |
| % 78/77 | : | : | | | | | | | | | | | |
| **EUR-6** | | | | | | | | | | | | | |
| 1976 | 5729.0 | 5862.5 | 7350.9 | 7295.8 | 7497.4 | 7625.7 | 6455.0 | 5459.5 | 6688.9 | 5743.7 | 5748.2 | 5270.9 | 76727 |
| 1977 | 5332.8 | 5586.1 | 6747.9 | 4792.3 | 5283.7 | 7104.3 | 5554.1 | 6493.3 | 6130.7 | 5613.4 | 5759.1 | 5646.6 | 70444 |
| 1978 | : | : | | | | | | | | | | | |
| % 77/76 | -6.9 | -4.7 | -8.2 | -34.3 | -29.5 | -6.8 | -7.8 | 18.9 | -8.3 | -2.3 | 0.2 | 7.1 | -8.2 |
| % 78/77 | : | : | | | | | | | | | | | |
| **EUR-6 CUMUL** | | | | | | | | | | | | | |
| 1976 | 5729.0 | 11591 | 18942 | 26238 | 33736 | 41361 | 47816 | 53276 | 59965 | 65708 | 71457 | 76727 | 76727 |
| 1977 | 5332.8 | 10919 | 17667 | 22459 | 27743 | 34847 | 40801 | 47294 | 53425 | 59039 | 64798 | 70444 | 70444 |
| 1978 | : | : | | | | | | | | | | | |
| % 77/76 | -6.9 | -5.8 | -6.7 | -14.4 | -17.8 | -15.7 | -14.7 | -11.2 | -10.9 | -10.2 | -9.3 | -8.2 | -8.2 |
| % 78/77 | : | : | | | | | | | | | | | |
| **DEUTSCHLAND** | | | | | | | | | | | | | |
| 1976 | 538.9 | 560.3 | 863.7 | 821.8 | 724.9 | 835.2 | 982.9 | 724.3 | 920.6 | 854.1 | 889.7 | 745.0 | 9461.4 |
| 1977 | 702.9 | 774.0 | 624.1 | 578.3 | 659.7 | 992.1 | 850.4 | 928.6 | 959.6 | 851.5 | 930.4 | 645.3 | 9496.9 |
| 1978 | : | : | | | | | | | | | | | |
| % 77/76 | 30.4 | 38.1 | -27.7 | -29.6 | -9.0 | 18.8 | -13.5 | 28.2 | 4.2 | -0.3 | 4.6 | -13.4 | 0.4 |
| % 78/77 | : | : | | | | | | | | | | | |
| **FRANCE** | | | | | | | | | | | | | |
| 1976 | 1276.0 | 1244.0 | 1530.0 | 1215.0 | 1427.0 | 1626.0 | 1025.0 | 998.0 | 1488.0 | 1206.0 | 1202.0 | 1493.0 | 15730 |
| 1977 | 1229.0 | 1167.0 | 1621.0 | 1268.0 | 1721.0 | 1561.0 | 1283.0 | 1404.0 | 1551.0 | 1007.0 | 1227.0 | 1568.0 | 16607 |
| 1978 | 864.0 | : | | | | | | | | | | | |
| % 77/76 | -3.7 | -6.2 | 5.9 | 4.4 | 20.6 | -4.0 | 25.2 | 40.7 | 4.2 | -16.5 | 2.1 | 5.0 | 5.6 |
| % 78/77 | -29.7 | : | | | | | | | | | | | |

EINGELEGTE EIER
HUEHNERKUEKEN DER MASTRASSEN
ZUCHT- UND VERMEHRUNGSKUEKEN

HATCHING EGGS PUT INTO INCUBATION
MEAT STOCK
GRANDPARENT AND PARENT CHICKS

OEUFS MIS EN INCUBATION
POUSSINS DE RACE CHAIR
SELECTION ET MULTIPLICATION

| 220 | J | F | M | A | M | J | J | A | S | O | N | D | ANNEE/YEAR/JAHR |
|---|---|---|---|---|---|---|---|---|---|---|---|---|---|
| | | | | | | 1000 EIER/EGGS/OEUFS | | | | | | | |
| ITALIA | | | | | | | | | | | | | |
| 1976 | 1117.1 | 1019.2 | 1390.2 | 2076.0 | 2068.5 | 1453.5 | 1473.1 | 328.2 | 1477.3 | 1062.6 | 1050.5 | 621.9 | 15138 |
| 1977 | 803.9 | 863.1 | 1120.8 | - | - | 944.2 | 741.7 | 597.7 | 784.1 | 760.9 | 521.7 | 684.3 | 7822.4 |
| 1978 | : | : | | | | | | | | | | | |
| % 77/76 | -28.0 | -15.3 | -19.4 | -100.0 | -100.0 | -35.0 | -49.7 | 82.1 | -46.9 | -28.4 | -50.3 | 10.0 | -48.3 |
| % 78/77 | : | : | | | | | | | | | | | |
| NEDERLAND | | | | | | | | | | | | | |
| 1976 | 2640.0 | 2830.0 | 3330.0 | 2900.0 | 3050.0 | 3520.0 | 2800.0 | 3240.0 | 2700.0 | 2450.0 | 2400.0 | 2280.0 | 34140 |
| 1977 | 2470.0 | 2620.0 | 3260.0 | 2880.0 | 2820.0 | 3460.0 | 3000.0 | 3510.0 | 2740.0 | 2920.0 | 2980.0 | 2670.0 | 35330 |
| 1978 | 2750.0 | : | | | | | | | | | | | |
| % 77/76 | -6.4 | -7.4 | -2.1 | -0.7 | -7.5 | -1.7 | 7.1 | 8.3 | 1.5 | 19.2 | 24.2 | 17.1 | 3.5 |
| % 78/77 | 11.3 | : | | | | | | | | | | | |
| BELGIQUE/BELGIE | | | | | | | | | | | | | |
| 1976 | 157.0 | 209.0 | 237.0 | 283.0 | 227.0 | 191.0 | 174.0 | 169.0 | 103.0 | 171.0 | 206.0 | 131.0 | 2258.0 |
| 1977 | 127.0 | 162.0 | 122.0 | 66.0 | 83.0 | 147.0 | 79.0 | 53.0 | 96.0 | 74.0 | 100.0 | 79.0 | 1188.0 |
| 1978 | 96.0 | : | | | | | | | | | | | |
| % 77/76 | -19.1 | -22.5 | -48.5 | -76.7 | -63.4 | -23.0 | -54.6 | -68.6 | -6.8 | -56.7 | -51.5 | -39.7 | -47.4 |
| % 78/77 | -24.4 | : | | | | | | | | | | | |
| LUXEMBOURG | | | | | | | | | | | | | |
| 1976 | - | - | - | - | - | - | - | - | - | - | - | - | - |
| 1977 | - | - | - | - | - | - | - | - | - | - | - | - | - |
| 1978 | - | : | | | | | | | | | | | |
| % 77/76 | - | - | - | - | - | - | - | - | - | - | - | - | - |
| % 78/77 | - | : | | | | | | | | | | | |
| UNITED KINGDOM | | | | | | | | | | | | | |
| 1976 | 1720.0 | 1420.0 | 1620.0 | 1548.0 | 443.0 | 1550.0 | 1627.0 | 1819.0 | 1916.0 | 1591.0 | 1931.0 | 1553.0 | 18738 |
| 1977 | 1575.0 | 1737.0 | 1925.0 | 1784.0 | 1872.0 | 1852.0 | 2081.0 | 2107.0 | 1980.0 | 2000.0 | 1967.0 | 1742.0 | 22522 |
| 1978 | 2005.0 | : | | | | | | | | | | | |
| % 77/76 | -8.4 | 22.3 | 18.8 | 15.2 | 322.6 | 19.5 | 27.9 | 15.8 | 3.3 | 25.7 | 1.9 | 12.2 | 20.7 |
| % 78/77 | 27.3 | : | | | | | | | | | | | |
| IRELAND | | | | | | | | | | | | | |
| 1976 | 177.2 | 123.8 | 168.8 | 194.0 | 109.5 | 189.0 | 109.2 | 137.7 | 142.5 | 99.7 | 93.8 | 197.3 | 1682.5 |
| 1977 | 151.4 | 84.3 | 170.4 | 80.8 | 115.3 | 162.1 | 145.7 | 150.6 | 145.6 | 120.7 | 220.2 | 92.0 | 1639.1 |
| 1978 | 121.6 | 145.2 | | | | | | | | | | | |
| % 77/76 | -14.6 | -31.9 | 56.6 | -58.4 | 5.3 | -14.2 | 33.4 | 9.4 | 2.2 | 21.1 | 134.8 | -53.4 | -2.6 |
| % 78/77 | -19.7 | 72.2 | | | | | | | | | | | |
| DANMARK | | | | | | | | | | | | | |
| 1976 | 499.3 | 444.0 | 602.4 | 494.9 | 440.9 | 475.4 | 381.6 | 414.4 | 632.3 | 438.0 | 521.8 | 468.3 | 5813.3 |
| 1977 | 460.4 | 505.1 | 589.7 | 450.4 | 380.2 | 569.6 | 388.6 | 410.8 | 547.8 | 490.3 | 461.4 | 495.5 | 5749.8 |
| 1978 | 469.4 | 497.3 | | | | | | | | | | | |
| % 77/76 | -7.8 | 13.8 | -2.1 | -9.0 | -13.8 | 19.8 | 1.8 | -0.9 | -13.4 | 11.9 | -11.6 | 5.8 | -1.1 |
| % 78/77 | 2.0 | -1.5 | | | | | | | | | | | |

EINGELEGTE EIER
HUEHNERKUEKEN DER LEGERASSEN
GEBRAUCHSKUEKEN

HATCHING EGGS PUT INTO INCUBATION
LAYING STOCK
UTILITY CHICKS

OEUFS MIS EN INCUBATION
POUSSINS DE RACE PONTE
UTILISATION

| 110 | J | F | M | A | M | J | J | A | S | O | N | D | ANNEE/YEAR/JAHR |
|---|---|---|---|---|---|---|---|---|---|---|---|---|---|
| | | | | | | 1000 EIER/EGGS/OEUFS | | | | | | | |
| EUR-9 | | | | | | | | | | | | | |
| 1976 | 43053 | 45697 | 55384 | 52638 | 46246 | 40757 | 34720 | 39860 | 43150 | 38798 | 39720 | 39607 | 521630 |
| 1977 | 43928 | 48540 | 59497 | 49335 | 46688 | 42043 | 35643 | 42337 | 44810 | 45278 | 43654 | 39986 | 541740 |
| 1978 | : | : | | | | | | | | | | | |
| % 77/76 | 2.0 | 6.2 | 7.4 | -6.3 | -3.2 | 3.2 | 2.7 | 6.2 | 3.8 | 16.7 | 9.9 | 1.0 | 3.9 |
| % 78/77 | : | : | | | | | | | | | | | |
| EUR-9 CUMUL | | | | | | | | | | | | | |
| 1976 | 43053 | 88751 | 144135 | 196772 | 245018 | 285775 | 320495 | 360355 | 403505 | 442303 | 482023 | 521630 | 521630 |
| 1977 | 43928 | 92469 | 151966 | 201301 | 247990 | 290033 | 325676 | 368013 | 412823 | 458100 | 501754 | 541740 | 541740 |
| 1978 | : | : | | | | | | | | | | | |
| % 77/76 | 2.0 | 4.2 | 5.4 | 2.3 | 1.2 | 1.5 | 1.6 | 2.1 | 2.3 | 3.6 | 4.1 | 3.9 | 3.9 |
| % 78/77 | : | : | | | | | | | | | | | |
| EUR-6 | | | | | | | | | | | | | |
| 1976 | 31212 | 33690 | 40988 | 39081 | 34279 | 28630 | 25235 | 27901 | 30789 | 27352 | 28255 | 28969 | 376381 |
| 1977 | 32295 | 37062 | 45320 | 36607 | 33759 | 30649 | 25186 | 30455 | 32430 | 32193 | 31885 | 28805 | 396647 |
| 1978 | : | : | | | | | | | | | | | |
| % 77/76 | 3.5 | 10.0 | 10.0 | -6.3 | -1.5 | 7.1 | -0.2 | 9.2 | 5.3 | 17.7 | 12.8 | -0.6 | 5.4 |
| % 78/77 | : | : | | | | | | | | | | | |
| EUR-6 CUMUL | | | | | | | | | | | | | |
| 1976 | 31212 | 64901 | 105889 | 144970 | 179249 | 207879 | 233115 | 261016 | 291805 | 319157 | 347412 | 376381 | 376381 |
| 1977 | 32295 | 69357 | 114677 | 151284 | 185043 | 215692 | 240879 | 271333 | 303764 | 335957 | 367842 | 396647 | 396647 |
| 1978 | : | : | | | | | | | | | | | |
| % 77/76 | 3.5 | 6.9 | 8.3 | 4.4 | 3.2 | 3.8 | 3.3 | 4.0 | 4.1 | 5.3 | 5.9 | 5.4 | 5.4 |
| % 78/77 | : | : | | | | | | | | | | | |
| DEUTSCHLAND | | | | | | | | | | | | | |
| 1976 | 8616.3 | 10723 | 13356 | 12541 | 10745 | 8329.4 | 7814.9 | 9785.5 | 10076 | 8040.9 | 8075.0 | 7724.8 | 115826 |
| 1977 | 9073.0 | 11346 | 13272 | 11724 | 10577 | 8888.1 | 8650.9 | 10987 | 9186.5 | 8648.2 | 8263.5 | 7098.4 | 117715 |
| 1978 | : | : | | | | | | | | | | | |
| % 77/76 | 5.3 | 5.8 | -0.6 | -6.5 | -1.6 | 6.7 | 10.7 | 12.3 | -8.8 | 7.6 | 2.3 | -8.1 | 1.6 |
| % 78/77 | : | : | | | | | | | | | | | |
| FRANCE | | | | | | | | | | | | | |
| 1976 | 8789.0 | 9339.0 | 11614 | 9425.0 | 7490.0 | 6705.0 | 4741.0 | 5616.0 | 6949.0 | 7058.0 | 6795.0 | 8144.0 | 92665 |
| 1977 | 7803.0 | 9132.0 | 12232 | 9240.0 | 8262.0 | 7333.0 | 5672.0 | 5837.0 | 8100.0 | 7343.0 | 7632.0 | 8281.0 | 96867 |
| 1978 | 7190.0 | : | | | | | | | | | | | |
| % 77/76 | -11.2 | -2.2 | 5.3 | -2.0 | 10.3 | 9.4 | 19.6 | 3.9 | 16.6 | 4.0 | 12.3 | 1.7 | 4.5 |
| % 78/77 | -7.9 | : | | | | | | | | | | | |

EINGELEGTE EIER
HUEHNERKUEKEN DER LEGERASSEN
GEBRAUCHSKUEKEN

HATCHING EGGS PUT INTO INCUBATION
LAYING STOCK
UTILITY CHICKS

OEUFS MIS EN INCUBATION
POUSSINS DE RACE PONTE
UTILISATION

| 110 | J | F | M | A | M | J | J | A | S | O | N | D | ANNEE/YEAR/JAHR |
|---|---|---|---|---|---|---|---|---|---|---|---|---|---|
| | | | | | | 1000 EIER/EGGS/OEUFS | | | | | | | |
| ITALIA | | | | | | | | | | | | | |
| 1976 | 7254.7 | 6799.7 | 7265.4 | 8576.6 | 8583.7 | 7114.5 | 6162.6 | 5703.6 | 6063.2 | 5935.4 | 6036.3 | 5447.5 | 80943 |
| 1977 | 8617.8 | 8308.4 | 9818.1 | 7608.1 | 5302.7 | 5578.7 | 3805.2 | 6136.6 | 6792.7 | 7841.9 | 8046.5 | 5724.8 | 83981 |
| 1978 | : | : | | | | | | | | | | | |
| % 77/76 | 18.8 | 22.2 | 35.1 | -11.3 | -38.2 | -16.0 | -38.3 | 7.6 | 12.0 | 32.1 | 33.3 | 5.1 | 3.8 |
| % 78/77 | : | : | | | | | | | | | | | |
| NEDERLAND | | | | | | | | | | | | | |
| 1976 | 3690.0 | 3755.0 | 4760.0 | 4800.0 | 4300.0 | 3820.0 | 3770.0 | 4360.0 | 5010.0 | 4140.0 | 5500.0 | 4940.0 | 52345 |
| 1977 | 3900.0 | 5170.0 | 6020.0 | 5220.0 | 6410.0 | 5650.0 | 4680.0 | 5130.0 | 5430.0 | 5980.0 | 5280.0 | 5280.0 | 64150 |
| 1978 | 5638.0 | : | | | | | | | | | | | |
| % 77/76 | 5.7 | 37.7 | 26.5 | 8.8 | 49.1 | 47.9 | 24.1 | 17.7 | 8.4 | 44.4 | 5.6 | 6.9 | 22.6 |
| % 78/77 | 44.6 | : | | | | | | | | | | | |
| BELGIQUE/BELGIE | | | | | | | | | | | | | |
| 1976 | 2859.0 | 3045.0 | 3982.0 | 3728.0 | 3159.0 | 2661.0 | 2747.0 | 2436.0 | 2691.0 | 2178.0 | 2349.0 | 2713.0 | 34548 |
| 1977 | 2899.0 | 3096.0 | 3965.0 | 2806.0 | 3205.0 | 2798.0 | 2378.0 | 2364.0 | 2921.0 | 2380.0 | 2663.0 | 2421.0 | 33895 |
| 1978 | 2570.0 | : | | | | | | | | | | | |
| % 77/76 | 1.4 | 1.7 | -0.4 | -24.7 | 1.5 | 5.1 | -13.4 | -3.0 | 8.5 | 9.3 | 13.4 | -10.8 | -1.9 |
| % 78/77 | -11.3 | : | | | | | | | | | | | |
| LUXEMBOURG | | | | | | | | | | | | | |
| 1976 | 2.52 | 28.3 | 10.6 | 10.7 | 2.16 | - | - | - | - | - | - | - | 54.3 |
| 1977 | 1.80 | 9.74 | 13.6 | 8.90 | 2.20 | 1.40 | - | - | - | - | - | - | 37.7 |
| 1978 | 1.80 | : | | | | | | | | | | | |
| % 77/76 | -28.6 | -65.6 | 28.0 | -16.7 | 1.9 | - | - | - | - | - | - | - | -30.7 |
| % 78/77 | - | : | | | | | | | | | | | |
| UNITED KINGDOM | | | | | | | | | | | | | |
| 1976 | 10437 | 10300 | 11721 | 11700 | 11970 | 10782 | 8938.0 | 11348 | 11143 | 10446 | 10458 | 9447.0 | 128690 |
| 1977 | 10761 | 9987.0 | 11942 | 11031 | 11383 | 10067 | 9714.0 | 11012 | 11149 | 11875 | 10795 | 10124 | 129840 |
| 1978 | 11053 | : | | | | | | | | | | | |
| % 77/76 | 3.1 | -3.0 | 1.9 | -5.7 | -4.9 | -6.6 | 8.7 | -3.0 | 0.1 | 13.7 | 3.2 | 7.2 | 0.9 |
| % 78/77 | 2.7 | : | | | | | | | | | | | |
| IRELAND | | | | | | | | | | | | | |
| 1976 | 588.2 | 659.3 | 963.4 | 706.0 | 692.9 | 505.4 | 213.4 | 370.3 | 496.8 | 498.2 | 466.3 | 419.9 | 6580.1 |
| 1977 | 375.5 | 545.8 | 708.5 | 673.7 | 661.6 | 540.4 | 224.8 | 411.7 | 512.3 | 457.3 | 415.5 | 379.0 | 5906.1 |
| 1978 | 521.3 | 638.2 | | | | | | | | | | | |
| % 77/76 | -36.2 | -17.2 | -26.5 | -4.6 | -4.5 | 6.9 | 5.3 | 11.2 | 3.1 | -8.2 | -10.9 | -9.7 | -10.2 |
| % 78/77 | 38.8 | 16.9 | | | | | | | | | | | |
| DANMARK | | | | | | | | | | | | | |
| 1976 | 816.7 | 1048.3 | 1711.6 | 1150.9 | 1303.4 | 840.0 | 332.7 | 241.0 | 721.1 | 501.1 | 540.7 | 771.0 | 9978.5 |
| 1977 | 497.3 | 945.4 | 1526.6 | 1023.3 | 884.6 | 786.6 | 518.1 | 458.5 | 718.5 | 752.2 | 558.5 | 677.4 | 9347.0 |
| 1978 | 722.0 | 1089.2 | | | | | | | | | | | |
| % 77/76 | -39.1 | -9.8 | -10.8 | -11.1 | -32.1 | -6.4 | 55.7 | 90.2 | -0.4 | 50.1 | 3.3 | -12.1 | -6.3 |
| % 78/77 | 45.2 | 15.2 | | | | | | | | | | | |

EINGELEGTE EIER
HUEHNERKUEKEN DER MASTRASSEN
GEBRAUCHSKUEKEN

HATCHING EGGS PUT INTO INCUBATION
MEAT STOCK
UTILITY CHICKS

OEUFS MIS EN INCUBATION
POUSSINS DE RACE CHAIR
UTILISATION

1000 EIER/EGGS/OEUFS

| 210 | J | F | M | A | M | J | J | A | S | O | N | D | ANNEE/YEAR/JAHR |
|---|---|---|---|---|---|---|---|---|---|---|---|---|---|
| **EUR-9** | | | | | | | | | | | | | |
| 1976 | 185993 | 172790 | 202538 | 193232 | 182047 | 198406 | 191594 | 193387 | 191827 | 166698 | 179022 | 187652 | 2245183 |
| 1977 | 192681 | 186733 | 213593 | 191584 | 191656 | 204840 | 193222 | 201526 | 204186 | 181930 | 186260 | 195802 | 2344009 |
| 1978 | : | : | | | | | | | | | | | |
| % 77/76 | 3.6 | 8.1 | 5.5 | -0.9 | 5.3 | 3.2 | 0.8 | 4.2 | 6.4 | 9.1 | 4.0 | 4.3 | 4.4 |
| % 78/77 | : | : | | | | | | | | | | | |
| **EUR-9 CUMUL** | | | | | | | | | | | | | |
| 1976 | 185993 | 358783 | 561321 | 754552 | 936600 | 1135006 | 1326600 | 1519986 | 1711813 | 1878511 | 2057533 | 2245184 | 2245184 |
| 1977 | 192681 | 379414 | 593008 | 784592 | 976248 | 1181087 | 1374308 | 1575833 | 1780018 | 1961948 | 2148208 | 2344010 | 2344010 |
| 1978 | : | : | | | | | | | | | | | |
| % 77/76 | 3.6 | 5.8 | 5.6 | 4.0 | 4.2 | 4.1 | 3.6 | 3.7 | 4.0 | 4.4 | 4.4 | 4.4 | 4.4 |
| % 78/77 | : | : | | | | | | | | | | | |
| **EUR-6** | | | | | | | | | | | | | |
| 1976 | 136131 | 127525 | 150703 | 144994 | 136015 | 148369 | 142503 | 143092 | 140629 | 124335 | 135073 | 137085 | 1666449 |
| 1977 | 143243 | 140783 | 161703 | 143378 | 143862 | 152881 | 142484 | 150663 | 152632 | 138333 | 142595 | 147582 | 1760136 |
| 1978 | : | : | | | | | | | | | | | |
| % 77/76 | 5.2 | 10.4 | 7.3 | -1.1 | 5.8 | 3.0 | -0.0 | 5.3 | 8.5 | 11.3 | 5.6 | 7.7 | 5.6 |
| % 78/77 | : | : | | | | | | | | | | | |
| **EUR-6 CUMUL** | | | | | | | | | | | | | |
| 1976 | 136131 | 263656 | 414359 | 559353 | 695368 | 843736 | 986239 | 1129331 | 1269959 | 1394293 | 1529365 | 1666449 | 1666449 |
| 1977 | 143243 | 284026 | 445729 | 589107 | 732969 | 885850 | 1028334 | 1178996 | 1331628 | 1469961 | 1612555 | 1760137 | 1760137 |
| 1978 | : | : | | | | | | | | | | | |
| % 77/76 | 5.2 | 7.7 | 7.6 | 5.3 | 5.4 | 5.0 | 4.3 | 4.4 | 4.9 | 5.4 | 5.4 | 5.6 | 5.6 |
| % 78/77 | : | : | | | | | | | | | | | |
| **DEUTSCHLAND** | | | | | | | | | | | | | |
| 1976 | 21363 | 19870 | 22539 | 22297 | 22793 | 23637 | 24031 | 25275 | 23501 | 21304 | 24828 | 25281 | 276718 |
| 1977 | 25832 | 22658 | 25137 | 22173 | 23599 | 24310 | 25146 | 26945 | 24869 | 24163 | 25463 | 24877 | 295169 |
| 1978 | : | : | | | | | | | | | | | |
| % 77/76 | 20.9 | 14.0 | 11.5 | -0.6 | 3.5 | 2.8 | 4.6 | 6.6 | 5.8 | 13.4 | 2.6 | -1.6 | 6.7 |
| % 78/77 | : | : | | | | | | | | | | | |
| **FRANCE** | | | | | | | | | | | | | |
| 1976 | 44253 | 39117 | 47366 | 42369 | 42221 | 48924 | 39985 | 39034 | 44981 | 35281 | 38490 | 43956 | 505977 |
| 1977 | 38499 | 40887 | 51822 | 42734 | 42146 | 49807 | 40283 | 40940 | 47464 | 37601 | 41097 | 47878 | 521158 |
| 1978 | 40855 | : | | | | | | | | | | | |
| % 77/76 | -13.0 | 4.5 | 9.4 | 0.9 | -0.2 | 1.8 | 0.7 | 4.9 | 5.5 | 6.6 | 6.8 | 8.9 | 3.0 |
| % 78/77 | 6.1 | : | | | | | | | | | | | |

EINGELEGTE EIER
HUEHNERKUEKEN DER MASTRASSEN
GEBRAUCHSKUEKEN

HATCHING EGGS PUT INTO INCUBATION
MEAT STOCK
UTILITY CHICKS

OEUFS MIS EN INCUBATION
POUSSINS DE RACE CHAIR
UTILISATION

1000 EIER/EGGS/OEUFS

| 210 | J | F | M | A | M | J | J | A | S | O | N | D | ANNEE/YEAR/JAHR |
|---|---|---|---|---|---|---|---|---|---|---|---|---|---|
| **ITALIA** | | | | | | | | | | | | | |
| 1976 | 30640 | 31808 | 37765 | 37013 | 32150 | 34888 | 35288 | 36058 | 29479 | 28609 | 28215 | 27312 | 389224 |
| 1977 | 38509 | 36440 | 41564 | 38101 | 40466 | 37830 | 39034 | 39441 | 38073 | 35724 | 38361 | 35563 | 459106 |
| 1978 | : | : | | | | | | | | | | | |
| % 77/76 | 25.7 | 14.6 | 10.1 | 2.9 | 25.9 | 8.4 | 10.6 | 9.4 | 29.2 | 24.9 | 36.0 | 30.2 | 18.0 |
| % 78/77 | : | : | | | | | | | | | | | |
| **NEDERLAND** | | | | | | | | | | | | | |
| 1976 | 31830 | 28470 | 33800 | 34260 | 29600 | 32920 | 34350 | 34600 | 34000 | 31340 | 35160 | 32360 | 392590 |
| 1977 | 32410 | 32520 | 34200 | 32200 | 29340 | 33400 | 30320 | 35360 | 34370 | 32710 | 30760 | 31790 | 389380 |
| 1978 | 34160 | : | | | | | | | | | | | |
| % 77/76 | 1.8 | 14.2 | 1.2 | -6.0 | -0.9 | 1.5 | -11.7 | 2.2 | 1.1 | 4.4 | -12.5 | -1.8 | -0.8 |
| % 78/77 | 5.4 | : | | | | | | | | | | | |
| **BELGIQUE/BELGIE** | | | | | | | | | | | | | |
| 1976 | 8035.0 | 8257.0 | 9230.0 | 9052.0 | 9248.0 | 7998.0 | 8849.0 | 8125.0 | 8668.0 | 7801.0 | 8380.0 | 8176.0 | 101819 |
| 1977 | 7994.0 | 8278.0 | 8977.0 | 8167.0 | 8306.0 | 7532.0 | 7701.0 | 7977.0 | 7856.0 | 8136.0 | 6914.0 | 7474.0 | 95312 |
| 1978 | 8327.0 | : | | | | | | | | | | | |
| % 77/76 | -0.5 | 0.3 | -2.7 | -9.8 | -10.2 | -5.8 | -13.0 | -1.8 | -9.4 | 4.3 | -17.5 | -8.6 | -6.4 |
| % 78/77 | 4.2 | : | | | | | | | | | | | |
| **LUXEMBOURG** | | | | | | | | | | | | | |
| 1976 | 10.1 | 2.88 | 2.52 | 3.24 | 3.60 | 2.52 | - | - | - | - | - | - | 24.8 |
| 1977 | - | - | 2.88 | 2.88 | 5.80 | 2.20 | - | - | - | - | - | - | 13.8 |
| 1978 | - | : | | | | | | | | | | | |
| % 77/76 | -100.0 | -100.0 | 14.3 | -11.1 | 61.1 | -12.7 | - | - | - | - | - | - | -44.6 |
| % 78/77 | - | : | | | | | | | | | | | |
| **UNITED KINGDOM** | | | | | | | | | | | | | |
| 1976 | 38877 | 36344 | 41041 | 39124 | 39548 | 37851 | 40610 | 40362 | 39614 | 33333 | 34784 | 39300 | 460788 |
| 1977 | 39890 | 36789 | 40674 | 39173 | 40286 | 39975 | 41176 | 41080 | 40218 | 35108 | 33832 | 37608 | 465809 |
| 1978 | 38222 | : | | | | | | | | | | | |
| % 77/76 | 2.6 | 1.2 | -0.9 | 0.1 | 1.9 | 5.6 | 1.4 | 1.8 | 1.5 | 5.3 | -2.7 | -4.3 | 1.1 |
| % 78/77 | -4.2 | : | | | | | | | | | | | |
| **IRELAND** | | | | | | | | | | | | | |
| 1976 | 2426.7 | 2116.6 | 2757.7 | 2244.6 | 2248.7 | 2675.7 | 2223.2 | 2084.4 | 2580.8 | 1980.9 | 2060.0 | 2433.9 | 27833 |
| 1977 | 2071.0 | 2107.1 | 2745.2 | 2167.6 | 2309.0 | 2766.9 | 2037.6 | 2580.9 | 2129.3 | 1895.3 | 2523.0 | 1919.3 | 27252 |
| 1978 | 2007.8 | 2169.7 | | | | | | | | | | | |
| % 77/76 | -14.7 | -0.4 | -0.5 | -3.4 | 2.7 | 3.4 | -8.3 | 23.8 | -17.5 | -4.3 | 22.5 | -21.1 | -2.1 |
| % 78/77 | -3.1 | 3.0 | | | | | | | | | | | |
| **DANMARK** | | | | | | | | | | | | | |
| 1976 | 8558.3 | 6804.5 | 8036.8 | 6868.9 | 4235.7 | 9510.7 | 6258.2 | 7848.1 | 9003.7 | 7050.0 | 7105.1 | 8832.8 | 90113 |
| 1977 | 7476.9 | 7053.9 | 8471.3 | 6866.0 | 5198.7 | 9217.2 | 7524.3 | 7202.2 | 9206.0 | 6593.8 | 7310.4 | 8693.1 | 90814 |
| 1978 | 7073.2 | 7134.1 | | | | | | | | | | | |
| % 77/76 | -12.6 | 3.7 | 5.4 | -0.0 | 22.7 | -3.1 | 20.2 | -8.2 | 2.2 | -6.5 | 2.9 | -1.6 | 0.8 |
| % 78/77 | -5.4 | 1.1 | | | | | | | | | | | |

EINGELEGTE EIER
HUEHNERKUEKEN DER MISCHRASSEN
GEBRAUCHSKUEKEN

HATCHING EGGS PUT INTO INCUBATION
MIXED STOCK
UTILITY CHICKS

OEUFS MIS EN INCUBATION
POUSSINS DE RACE MIXTE
UTILISATION

1000 EIER/EGGS/OEUFS

| 310 | J | F | M | A | M | J | J | A | S | O | N | D | ANNEE/YEAR/JAHR |
|---|---|---|---|---|---|---|---|---|---|---|---|---|---|
| **EUR-9** | | | | | | | | | | | | | |
| 1976 | 7539.9 | 8632.2 | 10852 | 9525.7 | 7923.6 | 4979.0 | 3355.8 | 3076.3 | 1940.7 | 1368.9 | 865.2 | 2314.1 | 62373 |
| 1977 | 6937.7 | 11685 | 11249 | 9790.0 | 6439.6 | 4343.8 | 2923.9 | 3198.4 | 2602.7 | 2157.2 | 1394.9 | 2692.1 | 65414 |
| 1978 | : | : | | | | | | | | | | | |
| % 77/76 | -8.0 | 35.4 | 3.7 | 2.8 | -18.7 | -12.8 | -12.9 | 4.0 | 34.1 | 57.6 | 61.2 | 16.3 | 4.9 |
| % 78/77 | : | : | | | | | | | | | | | |
| **EUR-9 CUMUL** | | | | | | | | | | | | | |
| 1976 | 7539.9 | 16172 | 27024 | 36550 | 44473 | 49452 | 52808 | 55884 | 57825 | 59194 | 60059 | 62373 | 62373 |
| 1977 | 6937.7 | 18622 | 29872 | 39662 | 46101 | 50445 | 53369 | 56567 | 59170 | 61327 | 62722 | 65414 | 65414 |
| 1978 | : | : | | | | | | | | | | | |
| % 77/76 | -8.0 | 15.2 | 10.5 | 8.5 | 3.7 | 2.0 | 1.1 | 1.2 | 2.3 | 3.6 | 4.4 | 4.9 | 4.9 |
| % 78/77 | : | : | | | | | | | | | | | |
| **EUR-6** | | | | | | | | | | | | | |
| 1976 | 7539.9 | 8632.2 | 10852 | 9525.7 | 7923.6 | 4979.0 | 3355.8 | 3076.3 | 1940.7 | 1368.9 | 865.2 | 2314.1 | 62373 |
| 1977 | 6937.7 | 11685 | 11249 | 9790.0 | 6439.6 | 4343.8 | 2923.9 | 3198.4 | 2602.7 | 2157.2 | 1394.9 | 2692.1 | 65414 |
| 1978 | : | : | | | | | | | | | | | |
| % 77/76 | -8.0 | 35.4 | 3.7 | 2.8 | -18.7 | -12.8 | -12.9 | 4.0 | 34.1 | 57.6 | 61.2 | 16.3 | 4.9 |
| % 78/77 | : | : | | | | | | | | | | | |
| **EUR-6 CUMUL** | | | | | | | | | | | | | |
| 1976 | 7539.9 | 16172 | 27024 | 36550 | 44473 | 49452 | 52808 | 55884 | 57825 | 59194 | 60059 | 62373 | 62373 |
| 1977 | 6937.7 | 18622 | 29872 | 39662 | 46101 | 50445 | 53369 | 56567 | 59170 | 61327 | 62722 | 65414 | 65414 |
| 1978 | : | : | | | | | | | | | | | |
| % 77/76 | -8.0 | 15.2 | 10.5 | 8.5 | 3.7 | 2.0 | 1.1 | 1.2 | 2.3 | 3.6 | 4.4 | 4.9 | 4.9 |
| % 78/77 | : | : | | | | | | | | | | | |
| **DEUTSCHLAND** | | | | | | | | | | | | | |
| 1976 | - | - | - | - | - | - | - | - | - | - | - | - | - |
| 1977 | - | - | - | - | - | - | - | - | - | - | - | - | - |
| 1978 | - | : | | | | | | | | | | | |
| % 77/76 | - | - | - | - | - | - | - | - | - | - | - | - | - |
| % 78/77 | - | : | | | | | | | | | | | |
| **FRANCE** | | | | | | | | | | | | | |
| 1976 | 3507.0 | 4753.0 | 6540.0 | 5477.0 | 4439.0 | 3201.0 | 2203.0 | 1634.0 | 1290.0 | 858.0 | 777.0 | 1598.0 | 36277 |
| 1977 | 2996.0 | 4622.0 | 6474.0 | 4758.0 | 4023.0 | 3331.0 | 2165.0 | 1742.0 | 1407.0 | 882.0 | 1196.0 | 2059.0 | 35655 |
| 1978 | 2735.0 | : | | | | | | | | | | | |
| % 77/76 | -14.6 | -2.8 | -1.0 | -13.1 | -9.4 | 4.1 | -1.7 | 6.6 | 9.1 | 2.8 | 53.9 | 28.8 | -1.7 |
| % 78/77 | -8.7 | : | | | | | | | | | | | |

EINGELEGTE EIER
HUEHNERKUEKEN DER MISCHRASSEN
GEBRAUCHSKUEKEN

HATCHING EGGS PUT INTO INCUBATION
MIXED STOCK
UTILITY CHICKS

OEUFS MIS EN INCUBATION
PUUSSINS DE RACE MIXTE
UTILISATION

1000 EIER/EGGS/OEUFS

| 310 | J | F | M | A | M | J | J | A | S | O | N | D | ANNEE/YEAR/JAHR |
|---|---|---|---|---|---|---|---|---|---|---|---|---|---|
| **ITALIA** | | | | | | | | | | | | | |
| 1976 | 4032.9 | 3879.2 | 4311.9 | 4048.7 | 3484.6 | 1778.0 | 1152.8 | 1442.3 | 650.7 | 510.9 | 88.2 | 716.1 | 26095 |
| 1977 | 3941.7 | 7062.6 | 4775.3 | 5032.0 | 2416.6 | 1012.8 | 758.9 | 1456.4 | 1195.7 | 1275.2 | 198.9 | 633.1 | 29759 |
| 1978 | : | : | | | | | | | | | | | |
| % 77/76 | -2.3 | 82.1 | 10.7 | 24.3 | -30.6 | -43.0 | -34.2 | 1.0 | 83.8 | 149.6 | 125.5 | -11.6 | 14.0 |
| % 78/77 | : | : | | | | | | | | | | | |
| **NEDERLAND** | | | | | | | | | | | | | |
| 1976 | - | - | - | - | - | - | - | - | - | - | - | - | - |
| 1977 | - | - | - | - | - | - | - | - | - | - | - | - | - |
| 1978 | - | : | | | | | | | | | | | |
| % 77/76 | - | - | - | - | - | - | - | - | - | - | - | - | - |
| % 78/77 | - | : | | | | | | | | | | | |
| **BELGIQUE/BELGIE** | | | | | | | | | | | | | |
| 1976 | - | - | - | - | - | - | - | - | - | - | - | - | - |
| 1977 | - | - | - | - | - | - | - | - | - | - | - | - | - |
| 1978 | - | : | | | | | | | | | | | |
| % 77/76 | - | - | - | - | - | - | - | - | - | - | - | - | - |
| % 78/77 | - | : | | | | | | | | | | | |
| **LUXEMBOURG** | | | | | | | | | | | | | |
| 1976 | - | - | - | - | - | - | - | - | - | - | - | - | - |
| 1977 | - | - | - | - | - | - | - | - | - | - | - | - | - |
| 1978 | - | : | | | | | | | | | | | |
| % 77/76 | - | - | - | - | - | - | - | - | - | - | - | - | - |
| % 78/77 | - | : | | | | | | | | | | | |
| **UNITED KINGDOM** | | | | | | | | | | | | | |
| 1976 | S | S | S | S | S | S | S | S | S | S | S | S | S |
| 1977 | S | S | S | S | S | S | S | S | S | S | S | S | S |
| 1978 | S | : | | | | | | | | | | | |
| % 77/76 | : | : | : | : | : | : | : | : | : | : | : | : | : |
| % 78/77 | : | : | | | | | | | | | | | |
| **IRELAND** | | | | | | | | | | | | | |
| 1976 | - | - | - | - | - | - | - | - | - | - | - | - | - |
| 1977 | - | - | - | - | - | - | - | - | - | - | - | - | - |
| 1978 | - | : | | | | | | | | | | | |
| % 77/76 | - | - | - | - | - | - | - | - | - | - | - | - | - |
| % 78/77 | - | : | | | | | | | | | | | |
| **DANMARK** | | | | | | | | | | | | | |
| 1976 | - | - | - | - | - | - | - | - | - | - | - | - | - |
| 1977 | - | - | - | - | - | - | - | - | - | - | - | - | - |
| 1978 | - | : | | | | | | | | | | | |
| % 77/76 | - | - | - | - | - | - | - | - | - | - | - | - | - |
| % 78/77 | - | : | | | | | | | | | | | |

EINGELEGTE EIER
ENTEN ZUR MAST
GEBRAUCHSKUEKEN

HATCHING EGGS PUT INTO INCUBATION
DUCKS
UTILITY CHICKS

OEUFS MIS EN INCUBATION
CANETONS
UTILISATION

1000 EIER/EGGS/OEUFS

| 410 | J | F | M | A | M | J | J | A | S | O | N | D | ANNEE/YEAR/JAHR |
|---|---|---|---|---|---|---|---|---|---|---|---|---|---|
| **EUR-9** | | | | | | | | | | | | | |
| 1976 | 3307.6 | 3726.2 | 5346.4 | 5131.2 | 5514.0 | 5447.7 | 4694.9 | 4028.9 | 3594.2 | 2655.6 | 2805.8 | 3090.4 | 49343 |
| 1977 | 3551.4 | 4246.4 | 6235.1 | 5238.9 | 5828.3 | 5731.2 | 5032.5 | 4650.0 | 4515.0 | 3007.3 | 3066.5 | 3184.4 | 54287 |
| 1978 | : | : | | | | | | | | | | | |
| % 77/76 | 7.4 | 14.0 | 16.6 | 2.1 | 5.7 | 5.2 | 7.2 | 15.4 | 25.6 | 13.2 | 9.3 | 3.0 | 10.0 |
| % 78/77 | : | : | | | | | | | | | | | |
| **EUR-9 CUMUL** | | | | | | | | | | | | | |
| 1976 | 3307.6 | 7033.8 | 12380 | 17511 | 23025 | 28473 | 33168 | 37197 | 40791 | 43447 | 46252 | 49343 | 49343 |
| 1977 | 3551.4 | 7797.8 | 14033 | 19272 | 25100 | 30831 | 35864 | 40514 | 45029 | 48036 | 51103 | 54287 | 54287 |
| 1978 | : | : | | | | | | | | | | | |
| % 77/76 | 7.4 | 10.9 | 13.3 | 10.1 | 9.0 | 8.3 | 8.1 | 8.9 | 10.4 | 10.6 | 10.5 | 10.0 | 10.0 |
| % 78/77 | : | : | | | | | | | | | | | |
| **EUR-6** | | | | | | | | | | | | | |
| 1976 | 2265.9 | 2552.6 | 3813.7 | 3848.3 | 3843.6 | 3995.7 | 2989.3 | 2645.0 | 2276.1 | 1810.5 | 1823.1 | 2109.9 | 33974 |
| 1977 | 2519.0 | 3015.7 | 4472.1 | 3867.6 | 4069.9 | 3854.7 | 3302.0 | 3260.8 | 3097.6 | 2106.1 | 2112.0 | 2181.1 | 37859 |
| 1978 | : | : | | | | | | | | | | | |
| % 77/76 | 11.2 | 18.1 | 17.3 | 0.5 | 5.9 | -3.5 | 10.5 | 23.3 | 36.1 | 16.3 | 15.8 | 3.4 | 11.4 |
| % 78/77 | : | : | | | | | | | | | | | |
| **EUR-6 CUMUL** | | | | | | | | | | | | | |
| 1976 | 2265.9 | 4818.5 | 8632.2 | 12480 | 16324 | 20320 | 23309 | 25954 | 28230 | 30041 | 31864 | 33974 | 33974 |
| 1977 | 2519.0 | 5534.7 | 10007 | 13874 | 17944 | 21799 | 25101 | 28362 | 31459 | 33565 | 35677 | 37859 | 37859 |
| 1978 | : | : | | | | | | | | | | | |
| % 77/76 | 11.2 | 14.9 | 15.9 | 11.2 | 9.9 | 7.3 | 7.7 | 9.3 | 11.4 | 11.7 | 12.0 | 11.4 | 11.4 |
| % 78/77 | : | : | | | | | | | | | | | |
| **DEUTSCHLAND** | | | | | | | | | | | | | |
| 1976 | 164.1 | 171.8 | 451.7 | 591.4 | 606.2 | 585.7 | 515.2 | 451.0 | 362.3 | 201.1 | 159.7 | 175.2 | 4435.4 |
| 1977 | 398.8 | 379.4 | 572.8 | 683.3 | 701.4 | 625.1 | 590.3 | 527.8 | 529.9 | 194.4 | 187.3 | 170.8 | 5561.3 |
| 1978 | : | : | | | | | | | | | | | |
| % 77/76 | 143.0 | 120.8 | 26.8 | 15.5 | 15.7 | 6.7 | 14.6 | 17.0 | 46.3 | -3.3 | 17.3 | -2.5 | 25.4 |
| % 78/77 | : | : | | | | | | | | | | | |
| **FRANCE** | | | | | | | | | | | | | |
| 1976 | 1753.0 | 1809.0 | 2463.0 | 2301.0 | 2328.0 | 2560.0 | 1827.0 | 1690.0 | 1600.0 | 1443.0 | 1463.0 | 1671.0 | 22908 |
| 1977 | 1691.0 | 1921.0 | 2749.0 | 2226.0 | 2377.0 | 2414.0 | 1828.0 | 1871.0 | 2010.0 | 1526.0 | 1515.0 | 1712.0 | 23840 |
| 1978 | 1697.0 | : | | | | | | | | | | | |
| % 77/76 | -3.5 | 6.2 | 11.6 | -3.3 | 2.1 | -5.7 | 0.1 | 10.7 | 25.6 | 5.8 | 3.6 | 2.5 | 4.1 |
| % 78/77 | 0.4 | : | | | | | | | | | | | |

EINGELEGTE EIER
ENTEN ZUR MAST
GEFLUGELKUKEN

HATCHING EGGS PUT INTO INCUBATION
DUCKS
UTILITY CHICKS

OEUFS MIS EN INCUBATION
CANETONS
UTILISATION

| 410 | J | F | M | A | M | J | J | A | S | O | N | D | ANNEE/YEAR/JAHR |
|---|---|---|---|---|---|---|---|---|---|---|---|---|---|
| | | | | | | 1000 EIER/EGGS/OEUFS | | | | | | | |
| ITALIA | | | | | | | | | | | | | |
| 1976 | 200.8 | 245.8 | 399.0 | 436.9 | 467.4 | 407.0 | 282.1 | 275.0 | 183.8 | 130.4 | 132.4 | 237.7 | 3398.3 |
| 1977 | 321.2 | 464.3 | 705.3 | 600.3 | 643.5 | 483.6 | 642.7 | 628.0 | 459.7 | 350.7 | 364.7 | 271.3 | 5935.3 |
| 1978 | : | : | | | | | | | | | | | |
| % 77/76 | 60.0 | 88.9 | 76.8 | 37.4 | 37.7 | 18.8 | 127.8 | 128.4 | 150.1 | 168.9 | 175.5 | 14.1 | 74.7 |
| % 78/77 | : | : | | | | | | | | | | | |
| NEDERLAND | | | | | | | | | | | | | |
| 1976 | 121.0 | 300.0 | 438.0 | 465.0 | 390.0 | 400.0 | 320.0 | 210.0 | 108.0 | 17.0 | 51.0 | 8.00 | 2828.0 |
| 1977 | 93.0 | 226.0 | 359.0 | 316.0 | 310.0 | 290.0 | 212.0 | 210.0 | 70.0 | 12.0 | 21.0 | 4.00 | 2163.0 |
| 1978 | 60.0 | : | | | | | | | | | | | |
| % 77/76 | -23.1 | -24.7 | -8.9 | -32.0 | -20.5 | -27.5 | -33.8 | - | -35.2 | -29.4 | -58.8 | -50.0 | -23.5 |
| % 78/77 | -35.5 | : | | | | | | | | | | | |
| BELGIQUE/BELGIE | | | | | | | | | | | | | |
| 1976 | 27.0 | 26.0 | 62.0 | 54.0 | 52.0 | 43.0 | 45.0 | 19.0 | 22.0 | 19.0 | 17.0 | 18.0 | 404.0 |
| 1977 | 15.0 | 25.0 | 46.0 | 42.0 | 38.0 | 42.0 | 29.0 | 24.0 | 28.0 | 23.0 | 24.0 | 23.0 | 359.0 |
| 1978 | 21.0 | : | | | | | | | | | | | |
| % 77/76 | -44.4 | -3.8 | -25.8 | -22.2 | -26.9 | -2.3 | -35.6 | 26.3 | 27.3 | 21.1 | 41.2 | 27.8 | -11.1 |
| % 78/77 | 40.0 | : | | | | | | | | | | | |
| LUXEMBOURG | | | | | | | | | | | | | |
| 1976 | - | - | - | - | - | - | - | - | - | - | - | - | - |
| 1977 | - | - | - | - | - | - | - | - | - | - | - | - | - |
| 1978 | - | : | | | | | | | | | | | |
| % 77/76 | - | - | - | - | - | - | - | - | - | - | - | - | - |
| % 78/77 | - | : | | | | | | | | | | | |
| UNITED KINGDOM | | | | | | | | | | | | | |
| 1976 | 795.0 | 741.0 | 832.0 | 761.0 | 802.0 | 712.0 | 617.0 | 817.0 | 778.0 | 639.0 | 815.0 | 767.0 | 9076.0 |
| 1977 | 804.0 | 710.0 | 860.0 | 886.0 | 934.0 | 910.0 | 981.0 | 936.0 | 897.0 | 730.0 | 759.0 | 838.0 | 10245 |
| 1978 | 819.0 | : | | | | | | | | | | | |
| % 77/76 | 1.1 | -4.2 | 3.4 | 16.4 | 16.5 | 27.8 | 59.0 | 14.6 | 15.3 | 14.2 | -6.9 | 9.3 | 12.9 |
| % 78/77 | 1.9 | : | | | | | | | | | | | |
| IRELAND | | | | | | | | | | | | | |
| 1976 | 120.0 | 96.0 | 128.1 | 109.0 | 124.5 | 160.7 | 135.7 | 141.5 | 179.0 | 160.0 | 128.0 | 160.0 | 1642.5 |
| 1977 | 135.5 | 133.0 | 160.4 | 128.7 | 143.0 | 174.8 | 134.1 | 158.5 | 132.5 | 128.0 | 162.0 | 130.5 | 1721.0 |
| 1978 | 131.0 | 131.0 | | | | | | | | | | | |
| % 77/76 | 12.9 | 38.5 | 25.2 | 18.1 | 14.9 | 8.8 | -1.2 | 12.0 | -26.0 | -20.0 | 26.6 | -18.4 | 4.8 |
| % 78/77 | -3.3 | -1.5 | | | | | | | | | | | |
| DANMARK | | | | | | | | | | | | | |
| 1976 | 126.7 | 336.6 | 572.6 | 412.9 | 743.9 | 579.3 | 952.9 | 425.4 | 361.1 | 46.1 | 39.7 | 53.5 | 4650.7 |
| 1977 | 92.9 | 387.7 | 742.6 | 356.6 | 681.4 | 791.7 | 615.4 | 294.7 | 387.9 | 43.2 | 33.5 | 34.8 | 4462.4 |
| 1978 | 121.0 | 34.9 | | | | | | | | | | | |
| % 77/76 | -26.7 | 15.2 | 29.7 | -13.6 | -8.4 | 36.7 | -35.4 | -30.7 | 7.4 | -6.3 | -15.6 | -35.0 | -4.0 |
| % 78/77 | 30.2 | -91.0 | | | | | | | | | | | |

EINGELEGTE EIER
GAENSEN ZUR MAST
GEBRAUCHSKUEKEN

HATCHING EGGS PUT INTO INCUBATION
GEESE
UTILITY CHICKS

OEUFS MIS EN INCUBATION
OISONS
UTILISATION

1000 EIER/EGGS/OEUFS

| 510 | J | F | M | A | M | J | J | A | S | O | N | D | ANNEE/YEAR/JAHR |
|---|---|---|---|---|---|---|---|---|---|---|---|---|---|
| **EUR-9** | | | | | | | | | | | | | |
| 1976 | 3.00 | 57.9 | 412.3 | 482.3 | 384.6 | 147.1 | 22.2 | 4.90 | 5.10 | 7.40 | 2.80 | S | 1529.6 |
| 1977 | 1.30 | 39.8 | 520.9 | 522.7 | 442.6 | 183.9 | 8.70 | 0.60 | 0.40 | 0.50 | 0.50 | 0.30 | 1722.2 |
| 1978 | : | : | | | | | | | | | | | |
| % 77/76 | -56.7 | -31.3 | 26.3 | 8.4 | 15.1 | 25.0 | -60.8 | -87.8 | -92.2 | -93.2 | -82.1 | 21824.0 | 12.6 |
| % 78/77 | : | : | | | | | | | | | | | |
| **EUR-9 CUMUL** | | | | | | | | | | | | | |
| 1976 | 3.00 | 60.9 | 473.2 | 955.5 | 1340.1 | 1487.2 | 1509.4 | 1514.3 | 1519.4 | 1526.8 | 1529.6 | 1529.6 | 1529.6 |
| 1977 | 1.30 | 41.1 | 562.0 | 1084.7 | 1527.3 | 1711.2 | 1719.9 | 1720.5 | 1720.9 | 1721.4 | 1721.9 | 1722.2 | 1722.2 |
| 1978 | : | : | | | | | | | | | | | |
| % 77/76 | -56.7 | -32.5 | 18.8 | 13.5 | 14.0 | 15.1 | 13.9 | 13.6 | 13.3 | 12.7 | 12.6 | 12.6 | 12.6 |
| % 78/77 | : | : | | | | | | | | | | | |
| **EUR-6** | | | | | | | | | | | | | |
| 1976 | 3.00 | 52.3 | 329.7 | 404.3 | 282.4 | 117.1 | 14.3 | 4.10 | 5.10 | 7.40 | 2.80 | - | 1222.5 |
| 1977 | 1.30 | 38.2 | 417.2 | 470.0 | 312.0 | 159.0 | 4.10 | 0.60 | 0.40 | 0.50 | 0.50 | 0.30 | 1404.1 |
| 1978 | : | : | | | | | | | | | | | |
| % 77/76 | -56.7 | -27.0 | 26.5 | 16.3 | 10.5 | 35.8 | -71.3 | -85.4 | -92.2 | -93.2 | -82.1 | - | 14.9 |
| % 78/77 | : | : | | | | | | | | | | | |
| **EUR-6 CUMUL** | | | | | | | | | | | | | |
| 1976 | 3.00 | 55.3 | 385.0 | 789.3 | 1071.7 | 1188.8 | 1203.1 | 1207.2 | 1212.3 | 1219.7 | 1222.5 | 1222.5 | 1222.5 |
| 1977 | 1.30 | 39.5 | 456.7 | 926.7 | 1238.7 | 1397.7 | 1401.8 | 1402.4 | 1402.8 | 1403.3 | 1403.8 | 1404.1 | 1404.1 |
| 1978 | : | : | | | | | | | | | | | |
| % 77/76 | -56.7 | -28.6 | 18.6 | 17.4 | 15.6 | 17.6 | 16.5 | 16.2 | 15.7 | 15.1 | 14.8 | 14.9 | 14.9 |
| % 78/77 | : | : | | | | | | | | | | | |
| **DEUTSCHLAND** | | | | | | | | | | | | | |
| 1976 | - | 5.80 | 118.1 | 186.6 | 121.6 | 48.1 | 0.30 | - | - | - | - | - | 480.5 |
| 1977 | 0.30 | 3.10 | 121.6 | 202.6 | 127.7 | 51.9 | 4.10 | 0.60 | 0.40 | 0.30 | - | - | 512.6 |
| 1978 | : | : | | | | | | | | | | | |
| % 77/76 | - | -46.6 | 3.0 | 8.6 | 5.0 | 7.9 | 1266.7 | - | - | - | - | - | 6.7 |
| % 78/77 | : | : | | | | | | | | | | | |
| **FRANCE** | | | | | | | | | | | | | |
| 1976 | 3.00 | 37.0 | 176.0 | 167.0 | 117.0 | 64.0 | 14.0 | 4.00 | 3.00 | 2.00 | - | - | 587.0 |
| 1977 | 1.00 | 29.0 | 251.0 | 219.0 | 156.0 | 96.0 | - | - | - | - | - | - | 752.0 |
| 1978 | - | : | | | | | | | | | | | |
| % 77/76 | -66.7 | -21.6 | 42.6 | 31.1 | 33.3 | 50.0 | -100.0 | -100.0 | -100.0 | -100.0 | - | - | 28.1 |
| % 78/77 | -100.0 | : | | | | | | | | | | | |

EINGELEGTE EIER
GAENSEN ZUR MAST
GEBRAUCHSKUEKEN

HATCHING EGGS PUT INTO INCUBATION
GEESE
UTILITY CHICKS

OEUFS MIS EN INCUBATION
OISONS
UTILISATION

1000 EIER/EGGS/OEUFS

| 510 | J | F | M | A | M | J | J | A | S | O | N | D | ANNEE/YEAR/JAHR |
|---|---|---|---|---|---|---|---|---|---|---|---|---|---|
| **ITALIA** | | | | | | | | | | | | | |
| 1976 | - | 7.50 | 14.6 | 11.7 | 13.8 | - | - | - | 2.10 | 5.40 | 2.80 | - | 57.9 |
| 1977 | - | 2.10 | 3.60 | 8.40 | 2.30 | 2.10 | - | - | - | 0.20 | 0.50 | 0.30 | 19.5 |
| 1978 | : | : | | | | | | | | | | | |
| % 77/76 | - | -72.0 | -75.3 | -28.2 | -83.3 | - | - | - | -100.0 | -96.3 | -82.1 | - | -66.3 |
| % 78/77 | : | : | | | | | | | | | | | |
| **NEDERLAND** | | | | | | | | | | | | | |
| 1976 | - | - | - | - | - | - | - | - | - | - | - | - | - |
| 1977 | - | - | - | - | - | - | - | - | - | - | - | - | - |
| 1978 | - | : | | | | | | | | | | | |
| % 77/76 | - | - | - | - | - | - | - | - | - | - | - | - | - |
| % 78/77 | - | : | | | | | | | | | | | |
| **BELGIQUE/BELGIE** | | | | | | | | | | | | | |
| 1976 | - | 2.00 | 21.0 | 39.0 | 30.0 | 5.00 | - | 0.10 | - | - | - | - | 97.1 |
| 1977 | - | 4.00 | 41.0 | 40.0 | 26.0 | 9.00 | - | - | - | - | - | - | 120.0 |
| 1978 | - | : | | | | | | | | | | | |
| % 77/76 | - | 100.0 | 95.2 | 2.6 | -13.3 | 80.0 | - | -100.0 | - | - | - | - | 23.6 |
| % 78/77 | - | : | | | | | | | | | | | |
| **LUXEMBOURG** | | | | | | | | | | | | | |
| 1976 | - | - | - | - | - | - | - | - | - | - | - | - | - |
| 1977 | - | - | - | - | - | - | - | - | - | - | - | - | - |
| 1978 | - | : | | | | | | | | | | | |
| % 77/76 | - | - | - | - | - | - | - | - | - | - | - | - | - |
| % 78/77 | - | : | | | | | | | | | | | |
| **UNITED KINGDOM** | | | | | | | | | | | | | |
| 1976 | S | S | S | S | S | S | S | S | S | S | S | S | S |
| 1977 | S | S | S | S | S | S | S | S | S | S | S | S | S |
| 1978 | S | : | | | | | | | | | | | |
| % 77/76 | : | : | : | : | : | : | : | : | : | : | : | : | : |
| % 78/77 | : | : | | | | | | | | | | | |
| **IRELAND** | | | | | | | | | | | | | |
| 1976 | - | - | - | - | - | - | - | - | - | - | - | - | - |
| 1977 | - | - | - | - | - | - | - | - | - | - | - | - | - |
| 1978 | - | : | | | | | | | | | | | |
| % 77/76 | - | - | - | - | - | - | - | - | - | - | - | - | - |
| % 78/77 | - | : | | | | | | | | | | | |
| **DANMARK** | | | | | | | | | | | | | |
| 1976 | - | 5.60 | 82.6 | 78.0 | 102.2 | 30.0 | 7.90 | 0.80 | - | - | - | - | 307.1 |
| 1977 | - | 1.60 | 103.7 | 52.7 | 130.6 | 24.9 | 4.60 | - | - | - | - | - | 318.1 |
| 1978 | - | 9.20 | | | | | | | | | | | |
| % 77/76 | - | -71.4 | 25.5 | -32.4 | 27.8 | -17.0 | -41.8 | -100.0 | - | - | - | - | 3.6 |
| % 78/77 | - | 475.0 | | | | | | | | | | | |

EINGELEGTE EIER
TRUTHUEHNER ZUR MAST
GEBRAUCHSKUEKEN

HATCHING EGGS PUT INTO INCUBATION
TURKEYS
UTILITY CHICKS

OEUFS MIS EN INCUBATION
DINDONNEAUX
UTILISATION

1000 EIER/EGGS/OEUFS

| 610 | J | F | M | A | M | J | J | A | S | O | N | D | ANNEE/YEAR/JAHR |
|---|---|---|---|---|---|---|---|---|---|---|---|---|---|
| **EUR-9** | | | | | | | | | | | | | |
| 1976 | 8880.7 | 8397.0 | 9981.5 | 10137 | 10987 | 11920 | 10636 | 11231 | 9085.2 | 8194.4 | 7770.0 | 8891.2 | 116111 |
| 1977 | 8296.1 | 8852.4 | 10619 | 9991.3 | 11352 | 12874 | 11517 | 13275 | 11391 | 7528.1 | 8712.3 | 9558.0 | 123967 |
| 1978 | : | : | | | | | | | | | | | |
| % 77/76 | -6.6 | 5.4 | 6.4 | -1.4 | 3.3 | 8.0 | 8.3 | 18.2 | 25.4 | -8.1 | 12.1 | 7.5 | 6.8 |
| % 78/77 | : | : | | | | | | | | | | | |
| **EUR-9 CUMUL** | | | | | | | | | | | | | |
| 1976 | 8880.7 | 17278 | 27259 | 37396 | 48383 | 60303 | 70939 | 82171 | 91256 | 99450 | 107220 | 116111 | 116111 |
| 1977 | 8296.1 | 17148 | 27768 | 37759 | 49111 | 61985 | 73502 | 86777 | 98168 | 105696 | 114409 | 123967 | 123967 |
| 1978 | : | : | | | | | | | | | | | |
| % 77/76 | -6.6 | -0.7 | 1.9 | 1.0 | 1.5 | 2.8 | 3.6 | 5.6 | 7.6 | 6.3 | 6.7 | 6.8 | 6.8 |
| % 78/77 | : | : | | | | | | | | | | | |
| **EUR-6** | | | | | | | | | | | | | |
| 1976 | 6641.0 | 5919.7 | 7491.4 | 7534.2 | 7805.5 | 7988.4 | 6610.1 | 8609.6 | 7286.4 | 5960.0 | 5418.8 | 6287.2 | 83552 |
| 1977 | 5715.3 | 6411.3 | 7799.4 | 7279.2 | 8251.8 | 8864.6 | 7456.0 | 10412 | 9075.2 | 5325.2 | 6537.7 | 7008.6 | 90137 |
| 1978 | : | : | | | | | | | | | | | |
| % 77/76 | -13.9 | 8.3 | 4.1 | -3.4 | 5.7 | 11.0 | 12.8 | 20.9 | 24.5 | -10.7 | 20.6 | 11.5 | 7.9 |
| % 78/77 | : | : | | | | | | | | | | | |
| **EUR-6 CUMUL** | | | | | | | | | | | | | |
| 1976 | 6641.0 | 12561 | 20052 | 27586 | 35392 | 43380 | 49990 | 58600 | 65886 | 71846 | 77265 | 83552 | 83552 |
| 1977 | 5715.3 | 12127 | 19926 | 27205 | 35457 | 44322 | 51778 | 62190 | 71265 | 76590 | 83128 | 90137 | 90137 |
| 1978 | : | : | | | | | | | | | | | |
| % 77/76 | -13.9 | -3.5 | -0.6 | -1.4 | 0.2 | 2.2 | 3.6 | 6.1 | 8.2 | 6.6 | 7.6 | 7.9 | 7.9 |
| % 78/77 | : | : | | | | | | | | | | | |
| **DEUTSCHLAND** | | | | | | | | | | | | | |
| 1976 | 417.3 | 439.6 | 544.1 | 499.1 | 503.6 | 472.6 | 459.0 | 543.3 | 446.2 | 406.4 | 501.2 | 524.7 | 5757.1 |
| 1977 | 434.3 | 457.0 | 609.9 | 560.1 | 576.9 | 689.9 | 547.9 | 695.3 | 568.3 | 528.7 | 469.5 | 585.9 | 6723.7 |
| 1978 | : | : | | | | | | | | | | | |
| % 77/76 | 4.1 | 4.0 | 12.1 | 12.2 | 14.6 | 46.0 | 19.4 | 28.0 | 27.4 | 30.1 | -6.3 | 11.7 | 16.8 |
| % 78/77 | : | : | | | | | | | | | | | |
| **FRANCE** | | | | | | | | | | | | | |
| 1976 | 4251.0 | 3278.0 | 4168.0 | 4099.0 | 4429.0 | 4828.0 | 3836.0 | 4623.0 | 4733.0 | 3277.0 | 3225.0 | 4120.0 | 48867 |
| 1977 | 3234.0 | 3279.0 | 4073.0 | 3986.0 | 4422.0 | 4862.0 | 3949.0 | 5018.0 | 5310.0 | 3229.0 | 3271.0 | 4056.0 | 48689 |
| 1978 | 3639.0 | : | | | | | | | | | | | |
| % 77/76 | -23.9 | 0.0 | -2.3 | -2.8 | -0.2 | 0.7 | 2.9 | 8.5 | 12.2 | -1.5 | 1.4 | -1.6 | -0.4 |
| % 78/77 | 12.5 | : | | | | | | | | | | | |

EINGELEGTE EIER
TRUTHUEHNER ZUR MAST
GEBRAUCHSKUEKEN

HATCHING EGGS PUT INTO INCUBATION
TURKEYS
UTILITY CHICKS

OEUFS MIS EN INCUBATION
DINDONNEAUX
UTILISATION

1000 EIER/EGGS/OEUFS

| 610 | J | F | M | A | M | J | J | A | S | O | N | D | ANNEE/YEAR/JAHR |
|---|---|---|---|---|---|---|---|---|---|---|---|---|---|
| **ITALIA** | | | | | | | | | | | | | |
| 1976 | 1614.7 | 1830.1 | 2164.3 | 2186.1 | 2226.9 | 2026.8 | 1943.1 | 2713.3 | 1393.2 | 1788.6 | 1354.6 | 1375.5 | 22617 |
| 1977 | 1780.0 | 2286.3 | 2601.5 | 2413.1 | 2839.9 | 2918.7 | 2590.1 | 3947.1 | 2640.9 | 1256.5 | 2479.2 | 2120.7 | 29874 |
| 1978 | : | : | | | | | | | | | | | |
| % 77/76 | 10.2 | 24.9 | 20.2 | 10.4 | 27.5 | 44.0 | 33.3 | 45.5 | 89.6 | -29.7 | 83.0 | 54.2 | 32.1 |
| % 78/77 | : | : | | | | | | | | | | | |
| **NEDERLAND** | | | | | | | | | | | | | |
| 1976 | 267.0 | 220.0 | 420.0 | 520.0 | 480.0 | 530.0 | 260.0 | 360.0 | 470.0 | 360.0 | 287.0 | 190.0 | 4364.0 |
| 1977 | 185.0 | 255.0 | 336.0 | 215.0 | 281.0 | 266.0 | 270.0 | 410.0 | 330.0 | 223.0 | 290.0 | 187.0 | 3248.0 |
| 1978 | 247.0 | : | | | | | | | | | | | |
| % 77/76 | -30.7 | 15.9 | -20.0 | -58.7 | -41.5 | -49.8 | 3.8 | 13.9 | -29.8 | -38.1 | 1.0 | -1.6 | -25.6 |
| % 78/77 | 33.5 | : | | | | | | | | | | | |
| **BELGIQUE/BELGIE** | | | | | | | | | | | | | |
| 1976 | 91.0 | 152.0 | 195.0 | 230.0 | 166.0 | 131.0 | 112.0 | 370.0 | 244.0 | 128.0 | 51.0 | 77.0 | 1947.0 |
| 1977 | 82.0 | 134.0 | 179.0 | 105.0 | 132.0 | 128.0 | 99.0 | 342.0 | 226.0 | 88.0 | 28.0 | 59.0 | 1602.0 |
| 1978 | 49.0 | : | | | | | | | | | | | |
| % 77/76 | -9.9 | -11.8 | -8.2 | -54.3 | -20.5 | -2.3 | -11.6 | -7.6 | -7.4 | -31.3 | -45.1 | -23.4 | -17.7 |
| % 78/77 | -40.2 | : | | | | | | | | | | | |
| **LUXEMBOURG** | | | | | | | | | | | | | |
| 1976 | - | - | - | - | - | - | - | - | - | - | - | - | - |
| 1977 | - | - | - | - | - | - | - | - | - | - | - | - | - |
| 1978 | - | : | | | | | | | | | | | |
| % 77/76 | - | - | - | - | - | - | - | - | - | - | - | - | - |
| % 78/77 | - | : | | | | | | | | | | | |
| **UNITED KINGDOM** | | | | | | | | | | | | | |
| 1976 | 2131.0 | 2149.0 | 2267.0 | 2458.0 | 2831.0 | 3495.0 | 3581.0 | 2366.0 | 1546.0 | 2106.0 | 2121.0 | 2361.0 | 29412 |
| 1977 | 2406.0 | 2300.0 | 2526.0 | 2396.0 | 2794.0 | 3514.0 | 3519.0 | 2674.0 | 2038.0 | 2052.0 | 2083.0 | 2364.0 | 30666 |
| 1978 | 2351.0 | : | | | | | | | | | | | |
| % 77/76 | 12.9 | 7.0 | 11.4 | -2.5 | -1.3 | 0.5 | -1.7 | 13.0 | 31.8 | -2.6 | -1.8 | 0.1 | 4.3 |
| % 78/77 | -2.3 | : | | | | | | | | | | | |
| **EIRELAND** | | | | | | | | | | | | | |
| 1976 | 108.7 | 76.7 | 105.1 | 136.3 | 223.7 | 348.7 | 217.4 | 112.7 | 69.7 | 51.2 | 74.7 | 107.3 | 1632.2 |
| 1977 | 65.3 | 78.4 | 102.4 | 151.2 | 164.7 | 375.4 | 308.4 | 117.1 | 82.5 | 24.1 | 74.4 | 102.3 | 1646.2 |
| 1978 | 90.7 | 68.0 | | | | | | | | | | | |
| % 77/76 | -39.9 | 2.2 | -2.6 | 10.9 | -26.4 | 7.7 | 41.9 | 3.9 | 18.4 | -52.9 | -0.4 | -4.7 | 0.9 |
| % 78/77 | 38.9 | -13.3 | | | | | | | | | | | |
| **DANMARK** | | | | | | | | | | | | | |
| 1976 | - | 251.6 | 118.0 | 8.20 | 126.8 | 87.7 | 228.0 | 143.1 | 183.1 | 77.2 | 155.5 | 135.7 | 1514.9 |
| 1977 | 109.5 | 62.7 | 191.4 | 164.9 | 141.7 | 120.2 | 233.7 | 71.2 | 195.5 | 126.8 | 17.2 | 83.1 | 1517.9 |
| 1978 | 3.00 | 280.8 | | | | | | | | | | | |
| % 77/76 | - | -75.1 | 62.2 | 1911.0 | 11.8 | 37.1 | 2.5 | -50.2 | 6.8 | 64.2 | -88.9 | -38.8 | 0.2 |
| % 78/77 | -97.3 | 347.8 | | | | | | | | | | | |

EINGELEGTE EIER
PERLHUEHNER ZUR MAST
GEBRAUCHSKUEKEN

HATCHING EGGS PUT INTO INCUBATION
GUINEA-FOWLS
UTILITY CHICKS

OEUFS MIS EN INCUBATION
PINTADEAUX
UTILISATION

1000 EIER/EGGS/OEUFS

| 710 | J | F | M | A | M | J | J | A | S | O | N | D | ANNEE/YEAR/JAHR |
|---|---|---|---|---|---|---|---|---|---|---|---|---|---|
| **EUR-9** | | | | | | | | | | | | | |
| 1976 | 7145.6 | 6523.7 | 8444.3 | 7626.2 | 7674.7 | 7934.5 | 6671.3 | 8612.6 | 7178.4 | 4564.9 | 4815.2 | 6341.8 | 83533 |
| 1977 | 5573.9 | 6000.9 | 7928.7 | 6517.7 | 6664.1 | 7191.6 | 7246.6 | 7350.5 | 7554.5 | 5032.2 | 5401.0 | 6452.5 | 78914 |
| 1978 | : | : | | | | | | | | | | | |
| % 77/76 | -22.0 | -8.0 | -6.1 | -14.5 | -13.2 | -9.4 | 8.6 | -14.7 | 5.2 | 10.2 | 12.2 | 1.7 | -5.5 |
| % 78/77 | : | : | | | | | | | | | | | |
| **EUR-9 CUMUL** | | | | | | | | | | | | | |
| 1976 | 7145.6 | 13669 | 22114 | 29740 | 37414 | 45349 | 52020 | 60633 | 67811 | 72376 | 77191 | 83533 | 83533 |
| 1977 | 5573.9 | 11575 | 19503 | 26021 | 32685 | 39877 | 47123 | 54474 | 62028 | 67061 | 72462 | 78914 | 78914 |
| 1978 | : | : | | | | | | | | | | | |
| % 77/76 | -22.0 | -15.3 | -11.8 | -12.5 | -12.6 | -12.1 | -9.4 | -10.2 | -8.5 | -7.3 | -6.1 | -5.5 | -5.5 |
| % 78/77 | : | : | | | | | | | | | | | |
| **EUR-6** | | | | | | | | | | | | | |
| 1976 | 7145.6 | 6523.7 | 8444.3 | 7626.2 | 7674.7 | 7934.5 | 6671.3 | 8612.6 | 7178.4 | 4564.9 | 4815.2 | 6341.8 | 83533 |
| 1977 | 5573.9 | 6000.9 | 7928.7 | 6517.7 | 6664.1 | 7191.6 | 7246.6 | 7350.5 | 7554.5 | 5032.2 | 5401.0 | 6452.5 | 78914 |
| 1978 | : | : | | | | | | | | | | | |
| % 77/76 | -22.0 | -8.0 | -6.1 | -14.5 | -13.2 | -9.4 | 8.6 | -14.7 | 5.2 | 10.2 | 12.2 | 1.7 | -5.5 |
| % 78/77 | : | : | | | | | | | | | | | |
| **EUR-6 CUMUL** | | | | | | | | | | | | | |
| 1976 | 7145.6 | 13669 | 22114 | 29740 | 37414 | 45349 | 52020 | 60633 | 67811 | 72376 | 77191 | 83533 | 83533 |
| 1977 | 5573.9 | 11575 | 19503 | 26021 | 32685 | 39877 | 47123 | 54474 | 62028 | 67061 | 72462 | 78914 | 78914 |
| 1978 | : | : | | | | | | | | | | | |
| % 77/76 | -22.0 | -15.3 | -11.8 | -12.5 | -12.6 | -12.1 | -9.4 | -10.2 | -8.5 | -7.3 | -6.1 | -5.5 | -5.5 |
| % 78/77 | : | : | | | | | | | | | | | |
| **DEUTSCHLAND** | | | | | | | | | | | | | |
| 1976 | - | - | - | - | 0.10 | - | - | 1.10 | 0.70 | - | - | 0.70 | 2.60 |
| 1977 | - | 0.70 | - | - | 0.30 | 0.80 | - | 0.40 | - | - | - | - | 2.20 |
| 1978 | : | : | | | | | | | | | | | |
| % 77/76 | - | - | - | - | 200.0 | - | - | -63.6 | -100.0 | - | - | -100.0 | -15.4 |
| % 78/77 | : | : | | | | | | | | | | | |
| **FRANCE** | | | | | | | | | | | | | |
| 1976 | 6079.0 | 5521.0 | 6715.0 | 5939.0 | 5996.0 | 6579.0 | 5084.0 | 7316.0 | 6261.0 | 3980.0 | 4185.0 | 5698.0 | 69353 |
| 1977 | 4799.0 | 4925.0 | 6029.0 | 4894.0 | 5048.0 | 5983.0 | 5009.0 | 6255.0 | 6638.0 | 3985.0 | 4450.0 | 5152.0 | 63167 |
| 1978 | 4970.0 | : | | | | | | | | | | | |
| % 77/76 | -21.1 | -10.8 | -10.2 | -17.6 | -15.8 | -9.1 | -1.5 | -14.5 | 6.0 | 0.1 | 6.3 | -9.6 | -8.9 |
| % 78/77 | 3.6 | : | | | | | | | | | | | |

EINGELEGTE EIER
PERLHUEHNER ZUR MAST
GEBRAUCHSKUEKEN

HATCHING EGGS PUT INTO INCUBATION
GUINEA-FOWLS
UTILITY CHICKS

OEUFS MIS EN INCUBATION
PINTADEAUX
UTILISATION

1000 EIER/EGGS/OEUFS

| 710 | J | F | M | A | M | J | J | A | S | O | N | D | ANNEE/YEAR/JAHR |
|---|---|---|---|---|---|---|---|---|---|---|---|---|---|
| **ITALIA** | | | | | | | | | | | | | |
| 1976 | 1064.6 | 1000.7 | 1722.3 | 1622.2 | 1656.6 | 1313.5 | 1558.3 | 1246.5 | 874.7 | 562.9 | 600.2 | 617.1 | 13840 |
| 1977 | 757.9 | 1050.2 | 1868.7 | 1593.7 | 1582.8 | 1155.8 | 2184.6 | 1043.1 | 880.5 | 1012.2 | 907.0 | 1263.5 | 15300 |
| 1978 | : | : | | | | | | | | | | | |
| % 77/76 | -28.8 | 4.9 | 8.5 | -1.8 | -4.5 | -12.0 | 40.2 | -16.3 | 0.7 | 79.8 | 51.1 | 104.7 | 13.6 |
| % 78/77 | : | : | | | | | | | | | | | |
| **NEDERLAND** | | | | | | | | | | | | | |
| 1976 | - | - | - | - | - | - | - | - | - | - | - | - | - |
| 1977 | - | - | - | - | - | - | - | - | - | - | - | - | - |
| 1978 | - | : | | | | | | | | | | | |
| % 77/76 | - | - | - | - | - | - | - | - | - | - | - | - | - |
| % 78/77 | - | : | | | | | | | | | | | |
| **BELGIQUE/BELGIE** | | | | | | | | | | | | | |
| 1976 | 2.00 | 2.00 | 7.00 | 65.0 | 22.0 | 42.0 | 29.0 | 49.0 | 42.0 | 22.0 | 30.0 | 26.0 | 338.0 |
| 1977 | 17.0 | 25.0 | 31.0 | 30.0 | 33.0 | 52.0 | 53.0 | 52.0 | 36.0 | 35.0 | 44.0 | 37.0 | 445.0 |
| 1978 | 32.0 | : | | | | | | | | | | | |
| % 77/76 | 750.0 | 1150.0 | 342.9 | -53.8 | 50.0 | 23.8 | 82.8 | 6.1 | -14.3 | 59.1 | 46.7 | 42.3 | 31.7 |
| % 78/77 | 88.2 | : | | | | | | | | | | | |
| **LUXEMBOURG** | | | | | | | | | | | | | |
| 1976 | - | - | - | - | - | - | - | - | - | - | - | - | - |
| 1977 | - | - | - | - | - | - | - | - | - | - | - | - | - |
| 1978 | - | : | | | | | | | | | | | |
| % 77/76 | - | - | - | - | - | - | - | - | - | - | - | - | - |
| % 78/77 | - | : | | | | | | | | | | | |
| **UNITED KINGDOM** | | | | | | | | | | | | | |
| 1976 | S | S | S | S | S | S | S | S | S | S | S | S | S |
| 1977 | S | S | S | S | S | S | S | S | S | S | S | S | S |
| 1978 | S | : | | | | | | | | | | | |
| % 77/76 | : | : | : | : | : | : | : | : | : | : | : | : | : |
| % 78/77 | : | : | | | | | | | | | | | |
| **IRELAND** | | | | | | | | | | | | | |
| 1976 | - | - | - | - | - | - | - | - | - | - | - | - | - |
| 1977 | - | - | - | - | - | - | - | - | - | - | - | - | - |
| 1978 | - | : | | | | | | | | | | | |
| % 77/76 | - | - | - | - | - | - | - | - | | - | - | - | - |
| % 78/77 | - | : | | | | | | | | | | | |
| **DANMARK** | | | | | | | | | | | | | |
| 1976 | - | - | - | - | - | - | - | - | - | - | - | - | - |
| 1977 | - | - | - | - | - | - | - | - | - | - | - | - | - |
| 1978 | - | - | | | | | | | | | | | |
| % 77/76 | - | - | - | - | - | - | - | - | - | - | - | - | - |
| % 78/77 | - | - | | | | | | | | | | | |

INDENLANDSKE PRODUKTION

EIGENERZEUGUNG DER KUEKEN

INDIGENOUS PRODUCTION OF CHICKS

PRODUCTION INDIGENE DE POUSSINS

PRODUZIONE INTERNA DI PULCINI

BINNENLANDSE PRODUKTIE VAN KUIKENS

EIGENERZEUGUNG
MUEHNERKUEKEN DER LEGERASSEN
WEIBLICHE ZUCHT- UND VERMEHRUNGSKUEKEN

INDIGENOUS PRODUCTION
LAYING STOCK
GRANDPARENT AND PARENT FEMALES

PRODUCTION INDIGENE
POULETTES DE RACE PONTE
(SELECTION ET MULTIPLICATION)

1000 STUECK/HEADS/TETES

| 151 | J | F | M | A | M | J | J | A | S | O | N | D | ANNEE/YEAR/JAHR |
|---|---|---|---|---|---|---|---|---|---|---|---|---|---|
| **EUR-9** | | | | | | | | | | | | | |
| 1976 | 349.1 | 471.5 | 492.6 | 482.6 | 579.8 | 811.8 | 518.5 | 408.3 | 271.0 | 421.9 | 349.0 | 393.6 | 5549.7 |
| 1977 | 276.3 | 465.5 | 636.0 | 429.4 | 628.8 | 699.1 | 488.4 | 435.9 | 429.9 | 218.2 | 192.3 | 212.4 | 5112.2 |
| 1978 | : | : | | | | | | | | | | | |
| % 77/76 | -20.9 | -1.3 | 29.1 | -11.0 | 8.5 | -13.9 | -5.8 | 6.8 | 58.6 | -48.3 | -44.9 | -46.0 | -7.9 |
| % 78/77 | : | : | | | | | | | | | | | |
| **EUR-9 CUMUL** | | | | | | | | | | | | | |
| 1976 | 349.1 | 820.6 | 1313.2 | 1795.8 | 2375.6 | 3187.4 | 3705.9 | 4114.2 | 4385.2 | 4807.1 | 5156.1 | 5549.7 | 5549.7 |
| 1977 | 276.3 | 741.8 | 1377.8 | 1807.2 | 2436.0 | 3135.1 | 3623.5 | 4059.4 | 4489.3 | 4707.5 | 4899.8 | 5112.2 | 5112.2 |
| 1978 | : | : | | | | | | | | | | | |
| % 77/76 | -20.9 | -9.6 | 4.9 | 0.6 | 2.5 | -1.6 | -2.2 | -1.3 | 2.4 | -2.1 | -5.0 | -7.9 | -7.9 |
| % 78/77 | : | : | | | | | | | | | | | |
| **EUR-6** | | | | | | | | | | | | | |
| 1976 | 248.2 | 327.0 | 402.9 | 391.5 | 481.5 | 690.2 | 441.7 | 326.4 | 215.0 | 325.3 | 280.5 | 313.2 | 4443.4 |
| 1977 | 173.9 | 384.1 | 527.1 | 340.5 | 541.0 | 634.0 | 409.8 | 353.4 | 342.2 | 141.1 | 114.6 | 162.1 | 4123.8 |
| 1978 | : | : | | | | | | | | | | | |
| % 77/76 | -29.9 | 17.5 | 30.8 | -13.0 | 12.4 | -8.1 | -7.2 | 8.3 | 59.2 | -56.6 | -59.1 | -48.2 | -7.2 |
| % 78/77 | : | : | | | | | | | | | | | |
| **EUR-6 CUMUL** | | | | | | | | | | | | | |
| 1976 | 248.2 | 575.2 | 978.1 | 1369.6 | 1851.1 | 2541.3 | 2983.0 | 3309.4 | 3524.4 | 3849.7 | 4130.2 | 4443.4 | 4443.4 |
| 1977 | 173.9 | 558.0 | 1085.1 | 1425.6 | 1966.6 | 2600.6 | 3010.4 | 3363.8 | 3706.0 | 3847.1 | 3961.7 | 4123.8 | 4123.8 |
| 1978 | : | : | | | | | | | | | | | |
| % 77/76 | -29.9 | -3.0 | 10.9 | 4.1 | 6.2 | 2.3 | 0.9 | 1.6 | 5.2 | -0.1 | -4.1 | -7.2 | -7.2 |
| % 78/77 | : | : | | | | | | | | | | | |
| **DEUTSCHLAND** | | | | | | | | | | | | | |
| 1976 | 87.9 | 123.9 | 213.8 | 165.6 | 226.2 | 253.4 | 182.1 | 109.6 | 124.0 | 75.0 | 59.8 | 61.6 | 1682.9 |
| 1977 | 75.9 | 168.0 | 195.8 | 89.1 | 174.8 | 184.7 | 128.1 | 106.7 | 136.0 | 54.1 | 48.6 | 59.6 | 1421.4 |
| 1978 | : | : | | | | | | | | | | | |
| % 77/76 | -13.7 | 35.6 | -8.4 | -46.2 | -22.7 | -27.1 | -29.7 | -2.6 | 9.7 | -27.9 | -18.7 | -3.2 | -15.5 |
| % 78/77 | : | : | | | | | | | | | | | |
| **FRANCE** | | | | | | | | | | | | | |
| 1976 | 87.0 | 87.0 | 102.0 | 123.0 | 96.0 | 188.0 | 152.0 | [illegible] | 40.0 | 22.0 | 47.0 | 103.0 | 1141.0 |
| 1977 | 83.0 | 100.0 | 121.0 | 148.0 | 152.0 | 221.0 | 136.0 | 89.0 | 68.0 | 46.0 | 30.0 | 44.0 | 1238.0 |
| 1978 | 94.0 | : | | | | | | | | | | | |
| % 77/76 | -4.6 | 14.9 | 18.6 | 20.3 | 58.3 | 17.6 | -10.5 | -5.3 | 70.0 | 109.1 | -36.2 | -57.3 | 8.5 |
| % 78/77 | 13.3 | : | | | | | | | | | | | |

EIGENERZEUGUNG
HUEHNERKUEKEN DER LEGERASSEN
WEIBLICHE ZUCHT- UND VERMEHRUNGSKUEKEN

INDIGENOUS PRODUCTION
LAYING STOCK
GRANDPARENT AND PARENT FEMALES

PRODUCTION INDIGENE
POULETTES DE RACE PONTE
(SELECTION ET MULTIPLICATION)

1000 STUECK/HEADS/TETES

| 151 | J | F | M | A | M | J | J | A | S | O | N | D | ANNEE/YEAR/JAHR |
|---|---|---|---|---|---|---|---|---|---|---|---|---|---|
| **ITALIA** | | | | | | | | | | | | | |
| 1976 | 15.3 | 64.1 | 40.1 | 52.9 | 80.3 | 156.8 | 70.6 | 79.8 | 1.00 | 183.3 | 120.7 | 78.6 | 943.5 |
| 1977 | - | 45.1 | 150.3 | 64.4 | 141.2 | 156.3 | 93.7 | 93.7 | 68.2 | - | - | 23.5 | 836.4 |
| 1978 | : | : | | | | | | | | | | | |
| % 77/76 | -100.0 | -29.6 | 274.8 | 21.7 | 75.8 | -0.3 | 32.7 | 17.4 | 6720.0 | -100.0 | -100.0 | -70.1 | -11.4 |
| % 78/77 | : | : | | | | | | | | | | | |
| **NEDERLAND** | | | | | | | | | | | | | |
| 1976 | 31.0 | 50.0 | 42.0 | 37.0 | 57.0 | 81.0 | 29.0 | 43.0 | 50.0 | 31.0 | 43.0 | 70.0 | 564.0 |
| 1977 | 14.0 | 65.0 | 60.0 | 34.0 | 59.0 | 64.0 | 42.0 | 64.0 | 54.0 | 38.0 | 32.0 | 31.0 | 557.0 |
| 1978 | 56.0 | : | | | | | | | | | | | |
| % 77/76 | -54.8 | 30.0 | 42.9 | -8.1 | 3.5 | -21.0 | 44.8 | 48.8 | 8.0 | 22.6 | -25.6 | -55.7 | -1.2 |
| % 78/77 | 300.0 | : | | | | | | | | | | | |
| **BELGIQUE/BELGIE** | | | | | | | | | | | | | |
| 1976 | 27.0 | 2.00 | 5.00 | 13.0 | 22.0 | 11.0 | 8.00 | - | - | 14.0 | 10.0 | - | 112.0 |
| 1977 | 1.00 | 6.00 | - | 5.00 | 14.0 | 8.00 | 10.0 | - | 16.0 | 3.00 | 4.00 | 4.00 | 71.0 |
| 1978 | 29.0 | : | | | | | | | | | | | |
| % 77/76 | -96.3 | 200.0 | -100.0 | -61.5 | -36.4 | -27.3 | 25.0 | - | - | -78.6 | -60.0 | - | -36.6 |
| % 78/77 | 2800.0 | : | | | | | | | | | | | |
| **LUXEMBOURG** | | | | | | | | | | | | | |
| 1976 | - | - | - | - | - | - | - | - | - | - | - | - | - |
| 1977 | - | - | - | - | - | - | - | - | - | - | - | - | - |
| 1978 | - | : | | | | | | | | | | | |
| % 77/76 | - | - | - | - | - | - | - | - | - | - | - | - | - |
| % 78/77 | - | : | | | | | | | | | | | |
| **UNITED KINGDOM** | | | | | | | | | | | | | |
| 1976 | 64.0 | 105.0 | 67.0 | 71.0 | 86.0 | 84.0 | 48.0 | 69.0 | 56.0 | 74.0 | 54.0 | 46.0 | 824.0 |
| 1977 | 49.0 | 61.0 | 75.0 | 56.0 | 52.0 | 23.0 | 59.0 | 52.0 | 61.0 | 43.0 | 37.0 | 37.0 | 605.0 |
| 1978 | 109.0 | : | | | | | | | | | | | |
| % 77/76 | -23.4 | -41.9 | 11.9 | -21.1 | -39.5 | -72.6 | 22.9 | -24.6 | 8.9 | -41.9 | -31.5 | -19.6 | -26.6 |
| % 78/77 | 122.4 | : | | | | | | | | | | | |
| **IRELAND** | | | | | | | | | | | | | |
| 1976 | 34.0 | 31.7 | 21.4 | 20.1 | 12.3 | 26.2 | 16.9 | 12.9 | - | 22.6 | 14.5 | 34.4 | 247.0 |
| 1977 | 46.2 | 20.4 | 33.9 | 32.9 | 35.8 | 38.7 | 16.8 | 30.5 | 26.7 | 29.6 | 36.0 | 13.3 | 360.8 |
| 1978 | 17.5 | 14.6 | | | | | | | | | | | |
| % 77/76 | 35.9 | -35.6 | 58.4 | 63.7 | 191.1 | 47.7 | -0.6 | 136.4 | - | 31.0 | 148.3 | -61.3 | 45.1 |
| % 78/77 | -62.1 | -28.4 | | | | | | | | | | | |
| **DANMARK** | | | | | | | | | | | | | |
| 1976 | 2.90 | 7.80 | 1.30 | - | - | 11.4 | 11.9 | - | - | - | - | - | 35.3 |
| 1977 | 7.20 | - | - | - | - | 3.40 | 2.80 | - | - | 4.50 | 4.70 | - | 22.6 |
| 1978 | - | - | | | | | | | | | | | |
| % 77/76 | 148.3 | -100.0 | -100.0 | - | - | -70.2 | -76.5 | - | - | - | - | - | -36.0 |
| % 78/77 | -100.0 | - | | | | | | | | | | | |

EIGENERZEUGUNG
HUEHNERKUEKEN DER MASTRASSEN
WEIBLICHE ZUCHT- UND VERMEHRUNGSKUEKEN

INDIGENOUS PRODUCTION
MEAT STOCK
GRANDPARENT AND PARENT FEMALES

PRODUCTION INDIGENE
POULETTES DE RACE CHAIR
(SELECTION ET MULTIPLICATION)

| 251 | J | F | M | A | M | J | J | A | S | O | N | D | ANNEE/YEAR/JAHR |
|---|---|---|---|---|---|---|---|---|---|---|---|---|---|
| | | | | | | 1000 STUECK/HEADS/TETES | | | | | | | |
| EUR-5 | | | | | | | | | | | | | |
| 1976 | 1991.6 | 1829.2 | 2222.1 | 2199.6 | 2152.9 | 2329.3 | 1912.8 | 1977.2 | 2006.1 | 1872.6 | 1789.3 | 1917.8 | 24200 |
| 1977 | 1654.9 | 1887.6 | 2371.7 | 2296.3 | 2603.1 | 2529.7 | 2127.3 | 2094.7 | 2095.9 | 1998.8 | 1959.4 | 2060.9 | 25680 |
| 1978 | : | : | | | | | | | | | | | |
| % 77/76 | -16.9 | 3.2 | 6.7 | 4.4 | 20.9 | 8.6 | 11.2 | 5.9 | 4.5 | 6.7 | 9.5 | 7.5 | 6.1 |
| % 78/77 | : | : | | | | | | | | | | | |
| EUR-5 CUMUL | | | | | | | | | | | | | |
| 1976 | 1991.6 | 3820.8 | 6042.9 | 8242.5 | 10395 | 12725 | 14637 | 16615 | 18621 | 20493 | 22283 | 24200 | 24200 |
| 1977 | 1654.9 | 3542.5 | 5914.2 | 8210.5 | 10814 | 13343 | 15471 | 17565 | 19661 | 21660 | 23619 | 25680 | 25680 |
| 1978 | : | : | | | | | | | | | | | |
| % 77/76 | -16.9 | -7.3 | -2.1 | -0.4 | 4.0 | 4.9 | 5.7 | 5.7 | 5.6 | 5.7 | 6.0 | 6.1 | 6.1 |
| % 78/77 | : | : | | | | | | | | | | | |
| EUR-6 | | | | | | | | | | | | | |
| 1976 | 1479.4 | 1318.0 | 1793.6 | 1637.8 | 1701.8 | 1841.9 | 1446.8 | 1509.4 | 1413.1 | 1384.0 | 1363.2 | 1392.2 | 18281 |
| 1977 | 1350.3 | 1407.1 | 1812.1 | 1695.1 | 2028.8 | 1993.4 | 1580.2 | 1570.5 | 1607.7 | 1488.6 | 1419.6 | 1513.1 | 19466 |
| 1978 | : | : | | | | | | | | | | | |
| % 77/76 | -8.7 | 6.8 | 1.0 | 3.5 | 19.2 | 8.2 | 9.2 | 4.0 | 13.8 | 7.6 | 4.1 | 8.7 | 6.5 |
| % 78/77 | : | : | | | | | | | | | | | |
| EUR-6 CUMUL | | | | | | | | | | | | | |
| 1976 | 1479.4 | 2797.4 | 4591.0 | 6228.8 | 7930.5 | 9772.5 | 11219 | 12729 | 14142 | 15526 | 16889 | 18281 | 18281 |
| 1977 | 1350.3 | 2757.4 | 4569.5 | 6264.6 | 8293.4 | 10287 | 11867 | 13437 | 15045 | 16534 | 17953 | 19466 | 19466 |
| 1978 | : | : | | | | | | | | | | | |
| % 77/76 | -8.7 | -1.4 | -0.5 | 0.6 | 4.6 | 5.3 | 5.8 | 5.6 | 6.4 | 6.5 | 6.3 | 6.5 | 6.5 |
| % 78/77 | : | : | | | | | | | | | | | |
| DEUTSCHLAND | | | | | | | | | | | | | |
| 1976 | 217.1 | 195.5 | 164.2 | 304.3 | 263.9 | 256.4 | 231.0 | 351.6 | 182.7 | 303.4 | 235.2 | 224.6 | 2929.9 |
| 1977 | 290.8 | 228.5 | 310.0 | 236.8 | 280.3 | 254.4 | 314.9 | 268.9 | 340.5 | 307.8 | 243.6 | 274.9 | 3351.4 |
| 1978 | : | : | | | | | | | | | | | |
| % 77/76 | 33.9 | 16.9 | 88.8 | -22.2 | 6.2 | -0.8 | 36.3 | -23.5 | 86.4 | 1.5 | 3.6 | 22.4 | 14.4 |
| % 78/77 | : | : | | | | | | | | | | | |
| FRANCE | | | | | | | | | | | | | |
| 1976 | 343.0 | 320.0 | 464.0 | 338.0 | 378.0 | 559.0 | 316.0 | 310.0 | 377.0 | 341.0 | 268.0 | 400.0 | 4414.0 |
| 1977 | 344.0 | 353.0 | 461.0 | 407.0 | 502.0 | 549.0 | 424.0 | 359.0 | 480.0 | 372.0 | 282.0 | 521.0 | 5054.0 |
| 1978 | 396.0 | : | | | | | | | | | | | |
| % 77/76 | 0.3 | 10.3 | -0.6 | 20.4 | 32.8 | -1.8 | 34.2 | 15.8 | 27.3 | 9.1 | 5.2 | 30.3 | 14.5 |
| % 78/77 | 15.1 | : | | | | | | | | | | | |

EIGENERZEUGUNG
HUEHNERKUEKEN DER MASTRASSEN
WEIBLICHE ZUCHT- UND VERMEHRUNGSKUEKEN

INDIGENOUS PRODUCTION
MEAT STOCK
GRANDPARENT AND PARENT FEMALES

PRODUCTION INDIGENE
POULETTES DE RACE CHAIR
(SELECTION ET MULTIPLICATION)

| 251 | J | F | M | A | M | J | J | A | S | O | N | D | ANNEE/YEAR/JAHR |
|---|---|---|---|---|---|---|---|---|---|---|---|---|---|
| | | | | | | | 1000 STUECK/HEADS/TETES | | | | | | |
| ITALIA | | | | | | | | | | | | | |
| 1976 | 271.3 | 232.5 | 249.4 | 358.5 | 333.9 | 370.5 | 288.8 | 250.8 | 231.4 | 212.6 | 259.0 | 235.6 | 3294.2 |
| 1977 | 150.5 | 286.6 | 374.1 | 408.3 | 625.5 | 434.0 | 260.3 | 250.6 | 262.2 | 308.8 | 253.0 | 165.2 | 3779.1 |
| 1978 | : | : | | | | | | | | | | | |
| % 77/76 | -44.5 | 23.3 | 50.0 | 13.9 | 87.3 | 17.1 | -9.9 | -0.1 | 13.3 | 45.2 | -2.3 | -29.9 | 14.7 |
| % 78/77 | : | : | | | | | | | | | | | |
| NEDERLAND | | | | | | | | | | | | | |
| 1976 | 612.0 | 541.0 | 851.0 | 604.0 | 667.0 | 628.0 | 576.0 | 550.0 | 589.0 | 480.0 | 571.0 | 525.0 | 7194.0 |
| 1977 | 526.0 | 506.0 | 632.0 | 601.0 | 593.0 | 718.0 | 545.0 | 659.0 | 482.0 | 467.0 | 610.0 | 518.0 | 6857.0 |
| 1978 | 558.0 | : | | | | | | | | | | | |
| % 77/76 | -14.1 | -6.5 | -25.7 | -0.5 | -11.1 | 14.3 | -5.4 | 19.8 | -18.2 | -2.7 | 6.8 | -1.3 | -4.7 |
| % 78/77 | 6.1 | : | | | | | | | | | | | |
| BELGIQUE/BELGIE | | | | | | | | | | | | | |
| 1976 | 36.0 | 29.0 | 65.0 | 33.0 | 59.0 | 28.0 | 35.0 | 47.0 | 33.0 | 47.0 | 30.0 | 7.00 | 449.0 |
| 1977 | 39.0 | 33.0 | 35.0 | 42.0 | 28.0 | 38.0 | 36.0 | 33.0 | 43.0 | 33.0 | 31.0 | 34.0 | 425.0 |
| 1978 | 29.0 | : | | | | | | | | | | | |
| % 77/76 | 8.3 | 13.8 | -46.2 | 27.3 | -52.5 | 35.7 | 2.9 | -29.8 | 30.3 | -29.8 | 3.3 | 385.7 | -5.3 |
| % 78/77 | -25.6 | : | | | | | | | | | | | |
| LUXEMBOURG | | | | | | | | | | | | | |
| 1976 | - | - | - | - | - | - | - | - | - | - | - | - | - |
| 1977 | - | - | - | - | - | - | - | - | - | - | - | - | - |
| 1978 | - | : | | | | | | | | | | | |
| % 77/76 | - | - | - | - | - | - | - | - | - | - | - | - | - |
| % 78/77 | - | : | | | | | | | | | | | |
| UNITED KINGDOM | | | | | | | | | | | | | |
| 1976 | 387.0 | 416.0 | 308.0 | 451.0 | 358.0 | 358.0 | 365.0 | 393.0 | 440.0 | 389.0 | 336.0 | 417.0 | 4618.0 |
| 1977 | 222.0 | 359.0 | 420.0 | 491.0 | 492.0 | 390.0 | 456.0 | 437.0 | 391.0 | 395.0 | 435.0 | 411.0 | 4899.0 |
| 1978 | 373.0 | : | | | | | | | | | | | |
| % 77/76 | -42.6 | -13.7 | 36.4 | 8.9 | 37.4 | 8.9 | 24.9 | 11.2 | -11.1 | 1.5 | 29.5 | -1.4 | 6.1 |
| % 78/77 | 68.0 | : | | | | | | | | | | | |
| IRELAND | | | | | | | | | | | | | |
| 1976 | 52.2 | 32.5 | 22.7 | 36.8 | 44.5 | 32.4 | 36.8 | 30.7 | 48.4 | 29.2 | 18.9 | 48.3 | 433.4 |
| 1977 | 39.4 | 26.0 | 39.0 | 37.3 | 22.6 | 47.3 | 42.8 | 35.1 | 32.0 | 36.2 | 44.8 | 38.6 | 441.1 |
| 1978 | 38.9 | 42.0 | | | | | | | | | | | |
| % 77/76 | -24.5 | -20.0 | 71.8 | 1.4 | -49.2 | 46.0 | 16.3 | 14.3 | -33.9 | 24.0 | 137.0 | -20.1 | 1.8 |
| % 78/77 | -1.3 | 61.5 | | | | | | | | | | | |
| DANMARK | | | | | | | | | | | | | |
| 1976 | 73.0 | 62.7 | 97.8 | 74.0 | 48.6 | 97.0 | 64.2 | 44.1 | 104.6 | 70.4 | 71.2 | 60.3 | 867.9 |
| 1977 | 43.2 | 95.5 | 100.6 | 72.9 | 59.7 | 99.0 | 48.3 | 52.1 | 65.2 | 79.0 | 60.0 | 98.2 | 873.7 |
| 1978 | 64.2 | 62.8 | | | | | | | | | | | |
| % 77/76 | -40.8 | 52.3 | 2.9 | -1.5 | 22.8 | 2.1 | -24.8 | 18.1 | -37.7 | 12.2 | -15.7 | 62.9 | 0.7 |
| % 78/77 | 48.6 | -34.2 | | | | | | | | | | | |

EIGENERZEUGUNG
HUEHNERKUEKEN DER LEGERASSEN
GEBRAUCHSKUEKEN

INDIGENOUS PRODUCTION
LAYING STOCK
FEMALES FOR LAYING

PRODUCTION INDIGENE
POULETTES DE RACE PONTE
(UTILISATION)

1000 STUECK/HEADS/TETES

| 171 | J | F | M | A | M | J | J | A | S | O | N | D | ANNEE/YEAR/JAHR |
|---|---|---|---|---|---|---|---|---|---|---|---|---|---|
| **EUR-9** | | | | | | | | | | | | | |
| 1976 | 15450 | 16752 | 20453 | 20352 | 19784 | 18644 | 13962 | 13616 | 16507 | 16373 | 15385 | 16218 | 203496 |
| 1977 | 14862 | 17544 | 21895 | 21084 | 19844 | 17842 | 14117 | 14809 | 17669 | 16766 | 16888 | 16830 | 210150 |
| 1978 | : | : | | | | | | | | | | | |
| % 77/76 | -3.8 | 4.7 | 7.0 | 3.6 | 0.3 | -4.3 | 1.1 | 8.8 | 7.0 | 2.4 | 9.8 | 3.8 | 3.3 |
| % 78/77 | : | : | | | | | | | | | | | |
| **EUR-9 CUMUL** | | | | | | | | | | | | | |
| 1976 | 15450 | 32202 | 52656 | 73007 | 92791 | 111435 | 125397 | 139013 | 155519 | 171893 | 187278 | 203496 | 203496 |
| 1977 | 14862 | 32406 | 54301 | 75384 | 95228 | 113070 | 127187 | 141997 | 159666 | 176432 | 193320 | 210150 | 210150 |
| 1978 | : | : | | | | | | | | | | | |
| % 77/76 | -3.8 | 0.6 | 3.1 | 3.3 | 2.6 | 1.5 | 1.4 | 2.1 | 2.7 | 2.6 | 3.2 | 3.3 | 3.3 |
| % 78/77 | : | : | | | | | | | | | | | |
| **EUR-6** | | | | | | | | | | | | | |
| 1976 | 11169 | 11827 | 14586 | 15012 | 13881 | 13335 | 9561.3 | 9934.1 | 11431 | 11158 | 10640 | 11646 | 144180 |
| 1977 | 10440 | 12921 | 16282 | 15671 | 14126 | 12647 | 9740.8 | 10374 | 12365 | 11559 | 11897 | 12095 | 150119 |
| 1978 | : | : | | | | | | | | | | | |
| % 77/76 | -6.5 | 9.2 | 11.6 | 4.4 | 1.8 | -5.2 | 1.9 | 4.4 | 8.2 | 3.6 | 11.8 | 3.9 | 4.1 |
| % 78/77 | : | : | | | | | | | | | | | |
| **EUR-6 CUMUL** | | | | | | | | | | | | | |
| 1976 | 11169 | 22997 | 37583 | 52595 | 66475 | 79810 | 89371 | 99305 | 110736 | 121894 | 132534 | 144180 | 144180 |
| 1977 | 10440 | 23361 | 39643 | 55314 | 69440 | 82087 | 91828 | 102202 | 114567 | 126127 | 138023 | 150119 | 150119 |
| 1978 | : | : | | | | | | | | | | | |
| % 77/76 | -6.5 | 1.6 | 5.5 | 5.2 | 4.5 | 2.9 | 2.7 | 2.9 | 3.5 | 3.5 | 4.1 | 4.1 | 4.1 |
| % 78/77 | : | : | | | | | | | | | | | |
| **DEUTSCHLAND** | | | | | | | | | | | | | |
| 1976 | 3123.1 | 3423.3 | 4934.6 | 5165.8 | 4602.0 | 3802.0 | 2677.4 | 3110.7 | 3753.6 | 3613.7 | 3091.8 | 3229.2 | 44527 |
| 1977 | 2977.9 | 3616.1 | 5349.8 | 4744.6 | 4645.4 | 3910.2 | 3203.7 | 3792.4 | 4030.8 | 3164.4 | 3129.9 | 2851.9 | 45417 |
| 1978 | : | : | | | | | | | | | | | |
| % 77/76 | -4.6 | 5.6 | 8.4 | -8.2 | 0.9 | 2.8 | 19.7 | 21.9 | 7.4 | -12.4 | 1.2 | -11.7 | 2.0 |
| % 78/77 | : | : | | | | | | | | | | | |
| **FRANCE** | | | | | | | | | | | | | |
| 1976 | 3054.0 | 2967.0 | 4488.0 | 3709.0 | 3483.0 | 3224.0 | 1870.0 | 1929.0 | 2754.0 | 2655.0 | 2828.0 | 3299.0 | 36260 |
| 1977 | 2743.0 | 3126.0 | 4456.0 | 3998.0 | 3653.0 | 3426.0 | 2198.0 | 2427.0 | 2917.0 | 2767.0 | 2946.0 | 3379.0 | 38036 |
| 1978 | 2555.0 | : | | | | | | | | | | | |
| % 77/76 | -10.2 | 5.4 | -0.7 | 7.8 | 4.9 | 6.3 | 17.5 | 25.8 | 5.9 | 4.2 | 4.2 | 2.4 | 4.9 |
| % 78/77 | -6.9 | : | | | | | | | | | | | |

EIGENERZEUGUNG
HUEHNERKUEKEN DER LEGERASSEN
GEBRAUCHSKUEKEN

INDIGENOUS PRODUCTION
LAYING STOCK
FEMALES FOR LAYING

PRODUCTION INDIGENE
POULETTES DE RACE PONTE
(UTILISATION)

1000 STUECK/HEADS/TETES

| 171 | J | F | M | A | M | J | J | A | S | O | N | D | ANNEE/YEAR/JAHR |
|---|---|---|---|---|---|---|---|---|---|---|---|---|---|
| **ITALIA** | | | | | | | | | | | | | |
| 1976 | 2653.3 | 2922.3 | 2300.3 | 2849.2 | 2846.2 | 3686.8 | 2525.9 | 2390.4 | 2314.3 | 2290.2 | 2360.1 | 2578.9 | 31718 |
| 1977 | 2261.5 | 3447.1 | 3323.3 | 3927.2 | 3043.2 | 2121.1 | 1522.1 | 1522.0 | 2454.6 | 2717.1 | 3136.7 | 3218.6 | 32694 |
| 1978 | : | : | | | | | | | | | | | |
| % 77/76 | -14.8 | 18.0 | 44.5 | 37.8 | 6.9 | -42.5 | -39.7 | -36.3 | 6.1 | 18.6 | 32.9 | 24.8 | 3.1 |
| % 78/77 | : | : | | | | | | | | | | | |
| **NEDERLAND** | | | | | | | | | | | | | |
| 1976 | 1407.0 | 1448.0 | 1575.0 | 1772.0 | 1747.0 | 1520.0 | 1390.0 | 1520.0 | 1700.0 | 1670.0 | 1470.0 | 1636.0 | 18855 |
| 1977 | 1570.0 | 1680.0 | 1968.0 | 1816.0 | 1722.0 | 1955.0 | 1745.0 | 1632.0 | 1915.0 | 2002.0 | 1895.0 | 1670.0 | 21570 |
| 1978 | 2286.0 | : | | | | | | | | | | | |
| % 77/76 | 11.6 | 16.0 | 25.0 | 2.5 | -1.4 | 28.6 | 25.5 | 7.4 | 12.6 | 19.9 | 28.9 | 2.1 | 14.4 |
| % 78/77 | 45.6 | : | | | | | | | | | | | |
| **BELGIQUE/BELGIE** | | | | | | | | | | | | | |
| 1976 | 932.0 | 1061.0 | 1279.0 | 1511.0 | 1200.0 | 1101.0 | 1098.0 | 984.0 | 909.0 | 929.0 | 890.0 | 903.0 | 12797 |
| 1977 | 888.0 | 1051.0 | 1179.0 | 1179.0 | 1060.0 | 1234.0 | 1072.0 | 1001.0 | 1048.0 | 909.0 | 789.0 | 976.0 | 12386 |
| 1978 | 807.0 | : | | | | | | | | | | | |
| % 77/76 | -4.7 | -0.9 | -7.8 | -22.0 | -11.7 | 12.1 | -2.4 | 1.7 | 15.3 | -2.2 | -11.3 | 8.1 | -3.2 |
| % 78/77 | -9.1 | : | | | | | | | | | | | |
| **LUXEMBOURG** | | | | | | | | | | | | | |
| 1976 | - | 5.81 | 9.22 | 4.68 | 2.59 | 0.75 | - | - | - | - | - | - | 23.1 |
| 1977 | - | 0.69 | 5.55 | 5.81 | 2.60 | 0.40 | - | - | - | - | - | - | 15.4 |
| 1978 | - | : | | | | | | | | | | | |
| % 77/76 | - | -88.1 | -35.4 | 24.1 | 0.2 | -46.8 | - | - | - | - | - | - | -33.0 |
| % 78/77 | - | : | | | | | | | | | | | |
| **UNITED KINGDOM** | | | | | | | | | | | | | |
| 1976 | 3818.0 | 4424.0 | 4938.0 | 4618.0 | 5175.0 | 4620.0 | 4069.0 | 3529.0 | 4681.0 | 4859.0 | 4379.0 | 4138.0 | 53248 |
| 1977 | 4050.0 | 4201.0 | 4811.0 | 4693.0 | 5116.0 | 4527.0 | 4032.0 | 4185.0 | 4909.0 | 4753.0 | 4567.0 | 4292.0 | 54136 |
| 1978 | 4273.0 | : | | | | | | | | | | | |
| % 77/76 | 6.1 | -5.0 | -2.6 | 1.6 | -1.1 | -2.0 | -0.9 | 18.6 | 4.9 | -2.2 | 4.3 | 3.7 | 1.7 |
| % 78/77 | 5.5 | : | | | | | | | | | | | |
| **IRELAND** | | | | | | | | | | | | | |
| 1976 | 173.0 | 212.0 | 386.9 | 284.3 | 264.7 | 260.8 | 105.3 | 94.9 | 190.7 | 154.3 | 173.6 | 186.8 | 2487.3 |
| 1977 | 158.6 | 170.4 | 331.8 | 251.8 | 235.9 | 283.3 | 131.9 | 109.4 | 175.6 | 179.1 | 210.1 | 193.3 | 2431.2 |
| 1978 | 152.1 | 221.4 | | | | | | | | | | | |
| % 77/76 | -8.3 | -19.6 | -14.2 | -11.4 | -10.9 | 8.6 | 25.3 | 15.3 | -7.9 | 16.1 | 21.0 | 3.5 | -2.3 |
| % 78/77 | -4.1 | 29.5 | | | | | | | | | | | |
| **DANMARK** | | | | | | | | | | | | | |
| 1976 | 289.8 | 288.9 | 542.3 | 437.7 | 463.5 | 428.4 | 226.0 | 58.1 | 204.0 | 202.2 | 192.6 | 247.4 | 3580.9 |
| 1977 | 212.9 | 252.2 | 469.7 | 468.1 | 365.6 | 385.1 | 212.6 | 140.7 | 219.1 | 274.5 | 214.5 | 249.3 | 3464.3 |
| 1978 | 231.9 | 258.0 | | | | | | | | | | | |
| % 77/76 | -26.5 | -12.7 | -13.4 | 6.9 | -21.1 | -10.1 | -5.9 | 142.2 | 7.4 | 35.8 | 11.4 | 0.8 | -3.3 |
| % 78/77 | 8.9 | 2.3 | | | | | | | | | | | |

EIGENERZEUGUNG
HUEHNERKUEKEN DER MASTRASSEN
GEBRAUCHSKUEKEN

INDIGENOUS PRODUCTION
MEAT STOCK
CHICKS FOR FATTENING

PRODUCTION INDIGENE
POUSSINS DE RACE CHAIR
(UTILISATION)

1000 STUECK/HEADS/TETES

| 281 | J | F | M | A | M | J | J | A | S | O | N | D | ANNEE/YEAR/JAHR |
|---|---|---|---|---|---|---|---|---|---|---|---|---|---|
| **EUR-9** | | | | | | | | | | | | | |
| 1976 | 141648 | 141520 | 157656 | 150395 | 154455 | 156252 | 151206 | 154630 | 161085 | 145711 | 133411 | 156979 | 1804944 |
| 1977 | 147983 | 147225 | 168131 | 156335 | 152384 | 157367 | 151974 | 157823 | 163780 | 149838 | 141063 | 158114 | 1852012 |
| 1978 | : | : | | | | | | | | | | | |
| % 77/76 | 4.5 | 4.0 | 6.6 | 3.9 | -1.3 | 0.7 | 0.5 | 2.1 | 1.7 | 2.8 | 5.7 | 0.7 | 2.6 |
| % 78/77 | : | : | | | | | | | | | | | |
| **EUR-9 CUMUL** | | | | | | | | | | | | | |
| 1976 | 141648 | 283168 | 440824 | 591219 | 745674 | 901926 | 1053131 | 1207760 | 1368845 | 1514555 | 1647965 | 1804944 | 1804944 |
| 1977 | 147983 | 295208 | 463339 | 619674 | 772058 | 929425 | 1081398 | 1239220 | 1403000 | 1552837 | 1693899 | 1852013 | 1852013 |
| 1978 | : | : | | | | | | | | | | | |
| % 77/76 | 4.5 | 4.3 | 5.1 | 4.8 | 3.5 | 3.0 | 2.7 | 2.6 | 2.5 | 2.5 | 2.8 | 2.6 | 2.6 |
| % 78/77 | : | : | | | | | | | | | | | |
| **EUR-6** | | | | | | | | | | | | | |
| 1976 | 101763 | 103955 | 114560 | 110721 | 114218 | 115745 | 110753 | 113717 | 118489 | 106812 | 101782 | 114528 | 1327041 |
| 1977 | 107780 | 109247 | 123690 | 116827 | 111719 | 117086 | 110354 | 115974 | 121640 | 111405 | 106239 | 119304 | 1371264 |
| 1978 | : | : | | | | | | | | | | | |
| % 77/76 | 5.9 | 5.1 | 8.0 | 5.5 | -2.2 | 1.2 | -0.4 | 2.0 | 2.7 | 4.3 | 4.4 | 4.2 | 3.3 |
| % 78/77 | : | : | | | | | | | | | | | |
| **EUR-6 CUMUL** | | | | | | | | | | | | | |
| 1976 | 101763 | 205717 | 320277 | 430998 | 545216 | 660961 | 771713 | 885431 | 1003920 | 1110731 | 1212513 | 1327041 | 1327041 |
| 1977 | 107780 | 217027 | 340717 | 457544 | 569263 | 686349 | 796703 | 912677 | 1034316 | 1145721 | 1251960 | 1371264 | 1371264 |
| 1978 | : | : | | | | | | | | | | | |
| % 77/76 | 5.9 | 5.5 | 6.4 | 6.2 | 4.4 | 3.8 | 3.2 | 3.1 | 3.0 | 3.2 | 3.3 | 3.3 | 3.3 |
| % 78/77 | : | : | | | | | | | | | | | |
| **DEUTSCHLAND** | | | | | | | | | | | | | |
| 1976 | 17608 | 15833 | 18000 | 18584 | 17198 | 17842 | 19481 | 20072 | 19319 | 19146 | 18017 | 20390 | 221489 |
| 1977 | 19914 | 18040 | 22118 | 18653 | 18751 | 18205 | 19124 | 21539 | 21153 | 19847 | 18362 | 21626 | 237329 |
| 1978 | : | : | | | | | | | | | | | |
| % 77/76 | 13.1 | 13.9 | 22.9 | 0.4 | 9.0 | 2.0 | -1.8 | 7.3 | 9.5 | 3.7 | 1.9 | 6.1 | 7.2 |
| % 78/77 | : | : | | | | | | | | | | | |
| **FRANCE** | | | | | | | | | | | | | |
| 1976 | 33190 | 30337 | 38064 | 32729 | 33625 | 38693 | 30260 | 29804 | 34914 | 28870 | 27080 | 34174 | 391740 |
| 1977 | 29720 | 30705 | 41237 | 34681 | 33948 | 38946 | 31890 | 32285 | 36929 | 30807 | 30420 | 38451 | 410019 |
| 1978 | 31512 | : | | | | | | | | | | | |
| % 77/76 | -10.5 | 1.2 | 8.3 | 6.0 | 1.0 | 0.7 | 5.4 | 8.3 | 5.8 | 6.7 | 12.3 | 12.5 | 4.7 |
| % 78/77 | 6.0 | : | | | | | | | | | | | |

EIGENERZEUGUNG
HUEHNERKUEKEN DER MASTRASSEN
GEERAUCHSKUEKEN

INDIGENOUS PRODUCTION
MEAT STOCK
CHICKS FOR FATTENING

PRODUCTION INDIGENE
POUSSINS DE RACE CHAIR
(UTILISATION)

| 281 | J | F | M | A | M | J | J | A | S | O | N | D | ANNEE/YEAR/JAHR |
|---|---|---|---|---|---|---|---|---|---|---|---|---|---|
| | | | | | | 1000 STUECK/HEADS/TETES | | | | | | | |
| ITALIA | | | | | | | | | | | | | |
| 1976 | 22409 | 28495 | 28333 | 34428 | 32837 | 31236 | 31749 | 31684 | 31576 | 28192 | 25916 | 28990 | 355846 |
| 1977 | 27939 | 30037 | 28423 | 32420 | 29719 | 31563 | 30446 | 30446 | 30764 | 29697 | 27864 | 29922 | 359240 |
| 1978 | : | : | | | | | | | | | | | |
| % 77/76 | 24.7 | 5.4 | 0.3 | -5.8 | -9.5 | 1.0 | -4.1 | -3.9 | -2.6 | 5.3 | 7.5 | 3.2 | 1.0 |
| % 78/77 | : | : | | | | | | | | | | | |
| NEDERLAND | | | | | | | | | | | | | |
| 1976 | 22632 | 23220 | 22972 | 17840 | 23623 | 21740 | 22850 | 25610 | 26280 | 24520 | 24475 | 24785 | 280547 |
| 1977 | 24030 | 24450 | 24302 | 24243 | 22890 | 22470 | 23350 | 24896 | 26870 | 25800 | 24125 | 23667 | 291093 |
| 1978 | 25872 | : | | | | | | | | | | | |
| % 77/76 | 6.2 | 5.3 | 5.8 | 35.9 | -3.1 | 3.4 | 2.2 | -2.8 | 2.2 | 5.2 | -1.4 | -4.5 | 3.8 |
| % 78/77 | 7.7 | : | | | | | | | | | | | |
| BELGIQUE/BELGIE | | | | | | | | | | | | | |
| 1976 | 5917.0 | 6066.0 | 7187.0 | 7138.0 | 6932.0 | 6230.0 | 6413.0 | 6547.0 | 6400.0 | 6084.0 | 6294.0 | 6189.0 | 77397 |
| 1977 | 6178.0 | 6015.0 | 7667.0 | 6827.0 | 6409.0 | 5898.0 | 5544.0 | 6808.0 | 5924.0 | 5255.0 | 5468.0 | 5639.0 | 73572 |
| 1978 | 6052.0 | : | | | | | | | | | | | |
| % 77/76 | 4.4 | -0.8 | 5.8 | -4.4 | -7.5 | -5.3 | -13.6 | 4.0 | -7.4 | -13.6 | -13.1 | -8.9 | -4.9 |
| % 78/77 | -2.0 | : | | | | | | | | | | | |
| LUXEMBOURG | | | | | | | | | | | | | |
| 1976 | 7.20 | 4.39 | 3.15 | 2.30 | 2.34 | 4.05 | - | - | - | - | - | - | 23.4 |
| 1977 | - | - | 2.99 | 2.49 | 2.40 | 4.10 | - | - | - | - | - | - | 12.0 |
| 1978 | - | : | | | | | | | | | | | |
| % 77/76 | -100.0 | -100.0 | -5.2 | 8.0 | 2.6 | 1.2 | - | - | - | - | - | - | -48.9 |
| % 78/77 | - | : | | | | | | | | | | | |
| UNITED KINGDOM | | | | | | | | | | | | | |
| 1976 | 31490 | 30115 | 34158 | 32014 | 33820 | 31583 | 32842 | 33921 | 32600 | 30912 | 24235 | 32953 | 380643 |
| 1977 | 32523 | 30269 | 34502 | 31854 | 33863 | 31140 | 33785 | 33777 | 32744 | 30516 | 27387 | 29779 | 382139 |
| 1978 | 31415 | : | | | | | | | | | | | |
| % 77/76 | 3.3 | 0.5 | 1.0 | -0.5 | 0.1 | -1.4 | 2.9 | -0.4 | 0.4 | -1.3 | 13.0 | -9.6 | 0.4 |
| % 78/77 | -3.4 | : | | | | | | | | | | | |
| IRELAND | | | | | | | | | | | | | |
| 1976 | 2089.9 | 1734.1 | 2366.4 | 1864.3 | 1923.6 | 2264.7 | 1833.2 | 1819.7 | 2170.8 | 1845.7 | 1773.8 | 2197.9 | 23884 |
| 1977 | 1772.6 | 1831.0 | 2371.3 | 1900.5 | 1814.2 | 2482.1 | 1879.7 | 2129.1 | 1766.1 | 1744.7 | 2084.1 | 1577.6 | 23353 |
| 1978 | 1659.3 | 1723.7 | | | | | | | | | | | |
| % 77/76 | -15.2 | 5.6 | 0.2 | 1.9 | -5.7 | 9.6 | 2.5 | 17.0 | -18.6 | -5.5 | 17.5 | -28.2 | -2.2 |
| % 78/77 | -6.4 | -5.9 | | | | | | | | | | | |
| DANMARK | | | | | | | | | | | | | |
| 1976 | 6305.3 | 5716.7 | 6571.9 | 5795.5 | 4493.4 | 6659.4 | 5777.9 | 5172.0 | 7825.2 | 6140.7 | 5619.7 | 7300.2 | 73378 |
| 1977 | 5907.1 | 5878.2 | 7567.5 | 5753.9 | 4588.0 | 6658.4 | 5955.3 | 5942.7 | 7630.6 | 6171.5 | 5352.6 | 7453.0 | 75259 |
| 1978 | 5755.9 | 5855.7 | | | | | | | | | | | |
| % 77/76 | -6.3 | 2.8 | 15.1 | -0.7 | 11.0 | -0.0 | 3.1 | 14.9 | -2.5 | 0.5 | -4.8 | 2.1 | 2.6 |
| % 78/77 | -2.6 | 0.3 | | | | | | | | | | | |

EIGENERZEUGUNG
HUEHNERKUEKEN DER MISCHRASSEN
GEBRAUCHSKUEKEN

INDIGENOUS PRODUCTION
MIXED STOCK
UTILITY CHICKS

PRODUCTION INDIGENE
POUSSINS DE RACE MIXTE
(UTILISATION)

1000 STUECK/HEADS/TETES

| 361 | J | F | M | A | M | J | J | A | S | O | N | D | ANNEE/YEAR/JAHR |
|---|---|---|---|---|---|---|---|---|---|---|---|---|---|
| EUR-9 | | | | | | | | | | | | | |
| 1976 | 2888.7 | 5736.7 | 8223.0 | 7592.2 | 7236.7 | 5420.3 | 3163.3 | 1942.7 | 2333.0 | 1183.7 | 1055.1 | 954.2 | 47730 |
| 1977 | 2161.2 | 5803.3 | 10220 | 7718.4 | 7066.0 | 4593.4 | 2485.2 | 2081.1 | 2420.3 | 1678.7 | 1742.4 | 1313.1 | 49283 |
| 1978 | : | : | | | | | | | | | | | |
| % 77/76 | -25.2 | 1.2 | 24.3 | 1.7 | -2.4 | -15.3 | -21.4 | 7.1 | 3.7 | 41.8 | 65.1 | 37.6 | 3.3 |
| % 78/77 | : | : | | | | | | | | | | | |
| EUR-9 CUMUL | | | | | | | | | | | | | |
| 1976 | 2888.7 | 8625.4 | 16848 | 24441 | 31677 | 37098 | 40261 | 42204 | 44537 | 45720 | 46775 | 47730 | 47730 |
| 1977 | 2161.2 | 7964.5 | 18184 | 25903 | 32969 | 37562 | 40047 | 42128 | 44549 | 46227 | 47970 | 49283 | 49283 |
| 1978 | : | : | | | | | | | | | | | |
| % 77/76 | -25.2 | -7.7 | 7.9 | 6.0 | 4.1 | 1.3 | -0.5 | -0.2 | 0.0 | 1.1 | 2.6 | 3.3 | 3.3 |
| % 78/77 | : | : | | | | | | | | | | | |
| EUR-6 | | | | | | | | | | | | | |
| 1976 | 2888.7 | 5736.7 | 8223.0 | 7592.2 | 7236.7 | 5420.3 | 3163.3 | 1942.7 | 2333.0 | 1183.7 | 1055.1 | 954.2 | 47730 |
| 1977 | 2161.2 | 5803.3 | 10220 | 7718.4 | 7066.0 | 4593.4 | 2485.2 | 2081.1 | 2420.3 | 1678.7 | 1742.4 | 1313.1 | 49283 |
| 1978 | : | : | | | | | | | | | | | |
| % 77/76 | -25.2 | 1.2 | 24.3 | 1.7 | -2.4 | -15.3 | -21.4 | 7.1 | 3.7 | 41.8 | 65.1 | 37.6 | 3.3 |
| % 78/77 | : | : | | | | | | | | | | | |
| EUR-6 CUMUL | | | | | | | | | | | | | |
| 1976 | 2888.7 | 8625.4 | 16848 | 24441 | 31677 | 37098 | 40261 | 42204 | 44537 | 45720 | 46775 | 47730 | 47730 |
| 1977 | 2161.2 | 7964.5 | 18184 | 25903 | 32969 | 37562 | 40047 | 42128 | 44549 | 46227 | 47970 | 49283 | 49283 |
| 1978 | : | : | | | | | | | | | | | |
| % 77/76 | -25.2 | -7.7 | 7.9 | 6.0 | 4.1 | 1.3 | -0.5 | -0.2 | 0.0 | 1.1 | 2.6 | 3.3 | 3.3 |
| % 78/77 | : | : | | | | | | | | | | | |
| DEUTSCHLAND | | | | | | | | | | | | | |
| 1976 | - | - | - | - | - | - | - | - | - | - | - | - | - |
| 1977 | - | - | - | - | - | - | - | - | - | - | - | - | - |
| 1978 | - | : | | | | | | | | | | | |
| % 77/76 | - | - | - | - | - | - | - | - | - | - | - | - | - |
| % 78/77 | - | : | | | | | | | | | | | |
| FRANCE | | | | | | | | | | | | | |
| 1976 | 1938.0 | 2936.0 | 4763.0 | 4191.0 | 3717.0 | 2819.0 | 1696.0 | 1255.0 | 1188.0 | 720.0 | 587.0 | 869.0 | 26679 |
| 1977 | 1616.0 | 2847.0 | 4923.0 | 4137.0 | 3292.0 | 2784.0 | 1916.0 | 1512.0 | 1328.0 | 782.0 | 786.0 | 1164.0 | 27087 |
| 1978 | 1749.0 | : | | | | | | | | | | | |
| % 77/76 | -16.6 | -3.0 | 3.4 | -1.3 | -11.4 | -1.2 | 13.0 | 20.5 | 11.8 | 8.6 | 33.9 | 33.9 | 1.5 |
| % 78/77 | 8.2 | : | | | | | | | | | | | |

EIGENERZEUGUNG
HUEHNERKUEKEN DER MISCHRASSEN
GEBRAUCHSKUEKEN

INDIGENOUS PRODUCTION
MIXED STOCK
UTILITY CHICKS

PRODUCTION INDIGENE
POUSSINS DE RACE MIXTE
(UTILISATION)

| 361 | J | F | M | A | M | J | J | A | S | O | N | D | ANNEE/YEAR/JAHR |
|---|---|---|---|---|---|---|---|---|---|---|---|---|---|
| | | | | | | 1000 STUECK/HEADS/TETES | | | | | | | |
| ITALIA | | | | | | | | | | | | | |
| 1976 | 950.7 | 2800.7 | 3460.0 | 3401.2 | 3519.7 | 2601.3 | 1467.3 | 687.7 | 1145.0 | 463.7 | 468.1 | 85.2 | 21051 |
| 1977 | 545.2 | 2956.3 | 5296.8 | 3581.4 | 3774.0 | 1809.4 | 569.2 | 569.1 | 1092.3 | 896.7 | 956.4 | 149.1 | 22196 |
| 1978 | : | : | | | | | | | | | | | |
| % 77/76 | -42.7 | 5.6 | 53.1 | 5.3 | 7.2 | -30.4 | -61.2 | -17.2 | -4.6 | 93.4 | 104.3 | 75.0 | 5.4 |
| % 78/77 | : | : | | | | | | | | | | | |
| NEDERLAND | | | | | | | | | | | | | |
| 1976 | - | - | - | - | - | - | - | - | - | - | - | - | - |
| 1977 | - | - | - | - | - | - | - | - | - | - | - | - | - |
| 1978 | - | : | | | | | | | | | | | |
| % 77/76 | - | - | - | - | - | - | - | - | - | - | - | - | - |
| % 78/77 | - | : | | | | | | | | | | | |
| BELGIQUE/BELGIE | | | | | | | | | | | | | |
| 1976 | - | - | - | - | - | - | - | - | - | - | - | - | - |
| 1977 | - | - | - | - | - | - | - | - | - | - | - | - | - |
| 1978 | - | : | | | | | | | | | | | |
| % 77/76 | - | - | - | - | - | - | - | - | - | - | - | - | - |
| % 78/77 | - | : | | | | | | | | | | | |
| LUXEMBOURG | | | | | | | | | | | | | |
| 1976 | - | - | - | - | - | - | - | - | - | - | - | - | - |
| 1977 | - | - | - | - | - | - | - | - | - | - | - | - | - |
| 1978 | - | : | | | | | | | | | | | |
| % 77/76 | - | - | - | - | - | - | - | - | - | - | - | - | - |
| % 78/77 | - | : | | | | | | | | | | | |
| UNITED KINGDOM | | | | | | | | | | | | | |
| 1976 | S | S | S | S | S | S | S | S | S | S | S | S | S |
| 1977 | S | S | S | S | S | S | S | S | S | S | S | S | S |
| 1978 | S | : | | | | | | | | | | | |
| % 77/76 | : | : | : | : | : | : | : | : | : | : | : | : | : |
| % 78/77 | : | : | | | | | | | | | | | |
| IRELAND | | | | | | | | | | | | | |
| 1976 | - | - | - | - | - | - | - | - | - | - | - | - | - |
| 1977 | - | - | - | - | - | - | - | - | - | - | - | - | - |
| 1978 | - | : | | | | | | | | | | | |
| % 77/76 | - | - | - | - | - | - | - | - | - | - | - | - | - |
| % 78/77 | - | : | | | | | | | | | | | |
| DANMARK | | | | | | | | | | | | | |
| 1976 | - | - | - | - | - | - | - | - | - | - | - | - | - |
| 1977 | - | - | - | - | - | - | - | - | - | - | - | - | - |
| 1978 | - | : | | | | | | | | | | | |
| % 77/76 | - | - | - | - | - | - | - | - | - | - | - | - | - |
| % 78/77 | - | : | | | | | | | | | | | |

EIGENERZEUGUNG
AUSSORTIERTE HAHNKUEKEN
SCHLACHTHUEHNERKUEKEN

INDIGENOUS PRODUCTION
COCKERELS FOR SEXING
CHICKS FOR FATTENING

PRODUCTION INDIGENE
COQUELETS DE SEXAGE
DESTINES A L'ENGRAISSEMENT

1000 STUECK/HEADS/TETES

| 181 | J | F | M | A | M | J | J | A | S | O | N | D | ANNEE/YEAR/JAHR |
|---|---|---|---|---|---|---|---|---|---|---|---|---|---|
| **EUR-9** | | | | | | | | | | | | | |
| 1976 | 5674.8 | 4804.2 | 6520.4 | 6948.1 | 7543.2 | 5924.5 | 4980.1 | 4484.8 | 5371.1 | 4574.9 | 5000.8 | 4898.8 | 66725 |
| 1977 | 5550.0 | 6470.1 | 7506.5 | 6480.0 | 6103.6 | 5663.0 | 4514.1 | 5467.0 | 5516.7 | 4931.2 | 5491.7 | 4639.1 | 68333 |
| 1978 | : | : | | | | | | | | | | | |
| % 77/76 | -2.2 | 34.7 | 15.1 | -6.7 | -19.1 | -4.4 | -9.4 | 21.9 | 2.7 | 7.8 | 9.8 | -5.3 | 2.4 |
| % 78/77 | : | : | | | | | | | | | | | |
| **EUR-9 CUMUL** | | | | | | | | | | | | | |
| 1976 | 5674.8 | 10479 | 16999 | 23947 | 31491 | 37415 | 42395 | 46880 | 52251 | 56826 | 61827 | 66726 | 66726 |
| 1977 | 5550.0 | 12020 | 19527 | 26007 | 32110 | 37773 | 42287 | 47754 | 53271 | 58202 | 63694 | 68333 | 68333 |
| 1978 | : | : | | | | | | | | | | | |
| % 77/76 | -2.2 | 14.7 | 14.9 | 8.6 | 2.0 | 1.0 | -0.3 | 1.9 | 2.0 | 2.4 | 3.0 | 2.4 | 2.4 |
| % 78/77 | : | : | | | | | | | | | | | |
| **EUR-6** | | | | | | | | | | | | | |
| 1976 | 5553.0 | 4794.0 | 6426.9 | 6810.2 | 7410.5 | 5802.7 | 4877.4 | 4368.9 | 5260.1 | 4461.0 | 4900.3 | 4777.8 | 65443 |
| 1977 | 5438.7 | 6366.6 | 7377.2 | 6336.0 | 5965.4 | 5536.2 | 4379.9 | 5339.5 | 5391.5 | 4815.2 | 5367.7 | 4528.5 | 66842 |
| 1978 | : | : | | | | | | | | | | | |
| % 77/76 | -2.1 | 32.8 | 14.8 | -7.0 | -19.5 | -4.6 | -10.2 | 22.2 | 2.5 | 7.9 | 9.5 | -5.2 | 2.1 |
| % 78/77 | : | : | | | | | | | | | | | |
| **EUR-6 CUMUL** | | | | | | | | | | | | | |
| 1976 | 5553.0 | 10347 | 16774 | 23584 | 30995 | 36797 | 41675 | 46043 | 51304 | 55765 | 60665 | 65443 | 65443 |
| 1977 | 5438.7 | 11805 | 19183 | 25519 | 31484 | 37020 | 41400 | 46740 | 52131 | 56946 | 62314 | 66842 | 66842 |
| 1978 | : | : | | | | | | | | | | | |
| % 77/76 | -2.1 | 14.1 | 14.4 | 8.2 | 1.6 | 0.6 | -0.7 | 1.5 | 1.6 | 2.1 | 2.7 | 2.1 | 2.1 |
| % 78/77 | : | : | | | | | | | | | | | |
| **DEUTSCHLAND** | | | | | | | | | | | | | |
| 1976 | 306.6 | 283.6 | 263.7 | 397.8 | 391.6 | 414.4 | 309.5 | 413.3 | 353.7 | 380.2 | 466.5 | 350.0 | 4330.9 |
| 1977 | 346.6 | 337.5 | 424.3 | 283.9 | 307.0 | 284.4 | 367.9 | 328.1 | 436.9 | 432.4 | 354.9 | 362.0 | 4265.9 |
| 1978 | : | : | | | | | | | | | | | |
| % 77/76 | 13.0 | 19.0 | 60.9 | -28.6 | -21.6 | -31.4 | 18.9 | -20.6 | 23.5 | 13.7 | -23.9 | 3.4 | -1.5 |
| % 78/77 | : | : | | | | | | | | | | | |
| **FRANCE** | | | | | | | | | | | | | |
| 1976 | 1258.0 | 1005.0 | 1582.0 | 1609.0 | 1579.0 | 1383.0 | 843.0 | 853.0 | 1130.0 | 1029.0 | 749.0 | 1238.0 | 14258 |
| 1977 | 997.0 | 1439.0 | 1888.0 | 1330.0 | 1285.0 | 1253.0 | 1056.0 | 1107.0 | 1273.0 | 830.0 | 924.0 | 1054.0 | 14436 |
| 1978 | 941.0 | : | | | | | | | | | | | |
| % 77/76 | -20.7 | 43.2 | 19.3 | -17.3 | -18.6 | -9.4 | 25.3 | 29.8 | 12.7 | -19.3 | 23.4 | -14.9 | 1.2 |
| % 78/77 | -5.6 | : | | | | | | | | | | | |

EIGENERZEUGUNG
AUSSORTIERTE HAHNKUEKEN
SCHLACHTHUEHNERKUEKEN

INDIGENOUS PRODUCTION
COCKERELS FOR SEXING
CHICKS FOR FATTENING

PRODUCTION INDIGENE
COQUELETS DE SEXAGE
DESTINES A L'ENGRAISSEMENT

1000 STUECK/HEADS/TETES

| 181 | J | F | M | A | M | J | J | A | S | O | N | D | ANNEE/YEAR/JAHR |
|---|---|---|---|---|---|---|---|---|---|---|---|---|---|
| **ITALIA** | | | | | | | | | | | | | |
| 1976 | 2860.4 | 2293.0 | 2857.5 | 3282.6 | 4035.9 | 2682.5 | 2577.9 | 1924.6 | 2677.4 | 2038.8 | 2434.8 | 2087.8 | 31753 |
| 1977 | 3116.1 | 3433.1 | 3714.4 | 3415.6 | 2512.9 | 2628.5 | 1800.0 | 2693.4 | 2690.6 | 2544.8 | 2935.8 | 2185.5 | 34071 |
| 1978 | : | : | | | | | | | | | | | |
| % 77/76 | 8.9 | 49.7 | 30.0 | 4.1 | -27.8 | -2.0 | -30.2 | 39.9 | 0.5 | 24.8 | 20.6 | 4.7 | 7.3 |
| % 78/77 | : | : | | | | | | | | | | | |
| **NEDERLAND** | | | | | | | | | | | | | |
| 1976 | 774.0 | 760.0 | 1095.0 | 811.0 | 826.0 | 828.0 | 700.0 | 811.0 | 730.0 | 615.0 | 832.0 | 638.0 | 9420.0 |
| 1977 | 576.0 | 684.0 | 932.0 | 827.0 | 691.0 | 874.0 | 687.0 | 828.0 | 691.0 | 618.0 | 822.0 | 596.0 | 8826.0 |
| 1978 | 696.0 | : | | | | | | | | | | | |
| % 77/76 | -25.6 | -10.0 | -14.9 | 2.0 | -16.3 | 5.6 | -1.9 | 2.1 | -5.3 | 0.5 | -1.2 | -6.6 | -6.3 |
| % 78/77 | 20.8 | : | | | | | | | | | | | |
| **BELGIQUE/BELGIE** | | | | | | | | | | | | | |
| 1976 | 354.0 | 452.0 | 627.0 | 708.0 | 577.0 | 494.0 | 447.0 | 367.0 | 369.0 | 398.0 | 418.0 | 464.0 | 5675.0 |
| 1977 | 403.0 | 473.0 | 418.0 | 478.0 | 768.0 | 496.0 | 469.0 | 383.0 | 300.0 | 390.0 | 331.0 | 331.0 | 5240.0 |
| 1978 | 444.0 | : | | | | | | | | | | | |
| % 77/76 | 13.8 | 4.6 | -33.3 | -32.5 | 33.1 | 0.4 | 4.9 | 4.4 | -18.7 | -2.0 | -20.8 | -28.7 | -7.7 |
| % 78/77 | 10.2 | : | | | | | | | | | | | |
| **LUXEMBOURG** | | | | | | | | | | | | | |
| 1976 | - | 0.40 | 1.67 | 1.78 | 1.00 | 0.76 | - | - | - | - | - | - | 5.60 |
| 1977 | - | - | 0.55 | 1.48 | 1.50 | 0.30 | - | - | - | - | - | - | 3.83 |
| 1978 | - | : | | | | | | | | | | | |
| % 77/76 | - | -100.0 | -67.0 | -16.9 | 50.0 | -60.4 | - | - | - | - | - | - | -31.7 |
| % 78/77 | - | : | | | | | | | | | | | |
| **UNITED KINGDOM** | | | | | | | | | | | | | |
| 1976 | 106.0 | - | 88.0 | 127.0 | 121.0 | 114.0 | 95.0 | 112.0 | 101.0 | 104.0 | 90.0 | 110.0 | 1168.0 |
| 1977 | 100.0 | 96.0 | 118.0 | 135.0 | 131.0 | 112.0 | 125.0 | 118.0 | 117.0 | 107.0 | 111.0 | 103.0 | 1373.0 |
| 1978 | 91.0 | : | | | | | | | | | | | |
| % 77/76 | -5.7 | - | 34.1 | 6.3 | 8.3 | -1.8 | 31.6 | 5.4 | 15.8 | 2.9 | 23.3 | -6.4 | 17.6 |
| % 78/77 | -9.0 | : | | | | | | | | | | | |
| **IRELAND** | | | | | | | | | | | | | |
| 1976 | 15.8 | 10.2 | 5.50 | 10.9 | 11.7 | 7.80 | 7.70 | 3.90 | 10.0 | 9.90 | 10.5 | 11.0 | 114.9 |
| 1977 | 11.3 | 7.50 | 11.3 | 9.00 | 7.20 | 14.8 | 9.20 | 9.50 | 8.20 | 9.00 | 13.0 | 7.60 | 117.6 |
| 1978 | 6.20 | 9.50 | | | | | | | | | | | |
| % 77/76 | -28.5 | -26.5 | 105.5 | -17.4 | -38.5 | 89.7 | 19.5 | 143.6 | -18.0 | -9.1 | 23.8 | -30.9 | 2.3 |
| % 78/77 | -45.1 | 32.0 | | | | | | | | | | | |
| **DANMARK** | | | | | | | | | | | | | |
| 1976 | - | - | - | - | - | - | - | - | - | - | - | - | - |
| 1977 | - | - | - | - | - | - | - | - | - | - | - | - | - |
| 1978 | - | - | | | | | | | | | | | |
| % 77/76 | - | - | - | - | - | - | - | - | - | - | - | - | - |
| % 78/77 | - | - | | | | | | | | | | | |

EIGENERZEUGUNG
ENTEN ZUR MAST
GEBRAUCHSKUEKEN

INDIGENOUS PRODUCTION
DUCKS
FOR FATTENING

PRODUCTION INDIGENE
CANETONS
(UTILISATION)

| 4E1 | J | F | M | A | M | J | J | A | S | O | N | D | ANNEE/YEAR/JAHR |
|---|---|---|---|---|---|---|---|---|---|---|---|---|---|
| | | | | | | 1000 STUECK/HEADS/TETES | | | | | | | |
| EUR-9 | | | | | | | | | | | | | |
| 1976 | 1964.2 | 2179.5 | 3228.5 | 3618.1 | 3752.0 | 3947.6 | 3615.0 | 3134.7 | 2807.8 | 2788.7 | 1765.1 | 1978.6 | 34780 |
| 1977 | 2044.1 | 2452.5 | 3637.5 | 3911.5 | 3950.0 | 4180.3 | 3676.8 | 3361.9 | 3454.4 | 2692.5 | 2057.7 | 2239.6 | 37659 |
| 1978 | 2106.3 | : | | | | | | | | | | | |
| % 77/76 | 4.1 | 12.5 | 12.7 | 8.1 | 5.3 | 5.9 | 1.7 | 7.2 | 23.0 | -3.4 | 16.6 | 13.2 | 8.3 |
| % 78/77 | 3.0 | : | | | | | | | | | | | |
| EUR-9 CUMUL | | | | | | | | | | | | | |
| 1976 | 1964.2 | 4143.7 | 7372.2 | 10990 | 14742 | 18690 | 22305 | 25440 | 28247 | 31036 | 32801 | 34780 | 34780 |
| 1977 | 2044.1 | 4496.6 | 8134.1 | 12046 | 15996 | 20176 | 23853 | 27215 | 30669 | 33361 | 35419 | 37659 | 37659 |
| 1978 | 2106.3 | : | | | | | | | | | | | |
| % 77/76 | 4.1 | 8.5 | 10.3 | 9.6 | 8.5 | 8.0 | 6.9 | 7.0 | 8.6 | 7.5 | 8.0 | 8.3 | 8.3 |
| % 78/77 | 3.0 | : | | | | | | | | | | | |
| EUR-6 | | | | | | | | | | | | | |
| 1976 | 1287.3 | 1470.3 | 2275.0 | 2655.4 | 2789.7 | 2914.9 | 2401.7 | 2140.3 | 1805.3 | 1913.4 | 1121.3 | 1202.5 | 23977 |
| 1977 | 1323.1 | 1790.5 | 2639.8 | 2978.7 | 2888.0 | 2929.0 | 2530.0 | 2340.4 | 2334.5 | 1817.4 | 1380.8 | 1529.7 | 26482 |
| 1978 | : | : | | | | | | | | | | | |
| % 77/76 | 2.8 | 21.8 | 16.0 | 12.2 | 3.5 | 0.5 | 5.3 | 9.3 | 29.3 | -5.0 | 23.1 | 27.2 | 10.4 |
| % 78/77 | : | : | | | | | | | | | | | |
| EUR-6 CUMUL | | | | | | | | | | | | | |
| 1976 | 1287.3 | 2757.6 | 5032.6 | 7688.0 | 10478 | 13393 | 15794 | 17935 | 19740 | 21653 | 22775 | 23977 | 23977 |
| 1977 | 1323.1 | 3113.6 | 5753.4 | 8732.1 | 11620 | 14549 | 17079 | 19419 | 21754 | 23571 | 24952 | 26482 | 26482 |
| 1978 | : | : | | | | | | | | | | | |
| % 77/76 | 2.8 | 12.9 | 14.3 | 13.6 | 10.9 | 8.6 | 8.1 | 8.3 | 10.2 | 8.9 | 9.6 | 10.4 | 10.4 |
| % 78/77 | : | : | | | | | | | | | | | |
| DEUTSCHLAND | | | | | | | | | | | | | |
| 1976 | 75.9 | 110.7 | 144.4 | 320.1 | 403.1 | 415.2 | 367.8 | 317.9 | 278.4 | 262.3 | 135.2 | 111.6 | 2942.6 |
| 1977 | 115.5 | 248.6 | 279.6 | 428.7 | 473.8 | 478.4 | 428.0 | 393.4 | 346.5 | 330.6 | 124.8 | 131.2 | 3779.1 |
| 1978 | : | : | | | | | | | | | | | |
| % 77/76 | 52.2 | 124.6 | 93.6 | 33.9 | 17.5 | 15.2 | 16.4 | 23.7 | 24.5 | 26.0 | -7.7 | 17.6 | 28.4 |
| % 78/77 | : | : | | | | | | | | | | | |
| FRANCE | | | | | | | | | | | | | |
| 1976 | 1014.0 | 1034.0 | 1493.0 | 1462.0 | 1531.0 | 1569.0 | 1221.0 | 1095.0 | 1059.0 | 850.0 | 840.0 | 917.0 | 14085 |
| 1977 | 966.0 | 1111.0 | 1652.0 | 1463.0 | 1526.0 | 1478.0 | 1186.0 | 1125.0 | 1239.0 | 1042.0 | 952.0 | 1089.0 | 14829 |
| 1978 | 1033.0 | : | | | | | | | | | | | |
| % 77/76 | -4.7 | 7.4 | 10.6 | 0.1 | -0.3 | -5.8 | -2.9 | 2.7 | 17.0 | 22.6 | 13.3 | 18.8 | 5.3 |
| % 78/77 | 6.9 | : | | | | | | | | | | | |

EIGENERZEUGUNG
ENTEN ZUR MAST
GEBRAUCHSKUEKEN

INDIGENOUS PRODUCTION
DUCKS
FOR FATTENING

PRODUCTION INDIGENE
CANETONS
(UTILISATION)

1000 STUECK/HEADS/TETES

| 481 | J | F | M | A | M | J | J | A | S | O | N | D | ANNEE/YEAR/JAHR |
|---|---|---|---|---|---|---|---|---|---|---|---|---|---|
| **ITALIA** | | | | | | | | | | | | | |
| 1976 | 156.4 | 172.6 | 195.6 | 322.3 | 317.6 | 416.7 | 320.9 | 328.4 | 213.9 | 671.1 | 125.1 | 126.9 | 3367.5 |
| 1977 | 228.6 | 240.9 | 348.2 | 529.0 | 450.2 | 482.6 | 482.0 | 482.0 | 471.0 | 344.8 | 263.0 | 273.5 | 4595.8 |
| 1978 | : | : | | | | | | | | | | | |
| % 77/76 | 46.2 | 39.6 | 78.0 | 64.1 | 41.8 | 15.8 | 50.2 | 46.8 | 120.2 | -48.6 | 110.2 | 115.5 | 36.5 |
| % 78/77 | : | : | | | | | | | | | | | |
| **NEDERLAND** | | | | | | | | | | | | | |
| 1976 | 22.0 | 136.0 | 420.0 | 515.0 | 503.0 | 479.0 | 458.0 | 380.0 | 240.0 | 119.0 | 9.00 | 33.0 | 3314.0 |
| 1977 | 2.00 | 180.0 | 342.0 | 522.0 | 410.0 | 457.0 | 410.0 | 320.0 | 260.0 | 80.0 | 20.0 | 16.0 | 3019.0 |
| 1978 | 3.00 | : | | | | | | | | | | | |
| % 77/76 | -90.9 | 32.4 | -18.6 | 1.4 | -18.5 | -4.6 | -10.5 | -15.8 | 8.3 | -32.8 | 122.2 | -51.5 | -8.9 |
| % 78/77 | 50.0 | : | | | | | | | | | | | |
| **BELGIQUE/BELGIE** | | | | | | | | | | | | | |
| 1976 | 19.0 | 17.0 | 22.0 | 36.0 | 35.0 | 35.0 | 34.0 | 19.0 | 14.0 | 11.0 | 12.0 | 14.0 | 268.0 |
| 1977 | 11.0 | 10.0 | 18.0 | 36.0 | 28.0 | 33.0 | 24.0 | 20.0 | 18.0 | 20.0 | 21.0 | 20.0 | 259.0 |
| 1978 | 16.0 | : | | | | | | | | | | | |
| % 77/76 | -42.1 | -41.2 | -18.2 | - | -20.0 | -5.7 | -29.4 | 5.3 | 28.6 | 81.8 | 75.0 | 42.9 | -3.4 |
| % 78/77 | 45.5 | : | | | | | | | | | | | |
| **LUXEMBURG** | | | | | | | | | | | | | |
| 1976 | - | - | - | - | - | - | - | - | - | - | - | - | - |
| 1977 | - | - | - | - | - | - | - | - | - | - | - | - | - |
| 1978 | - | : | | | | | | | | | | | |
| % 77/76 | - | - | - | - | - | - | - | - | - | - | - | - | - |
| % 78/77 | - | : | | | | | | | | | | | |
| **UNITED KINGDOM** | | | | | | | | | | | | | |
| 1976 | 570.0 | 584.0 | 605.0 | 605.0 | 617.0 | 531.0 | 454.0 | 531.0 | 561.0 | 606.0 | 516.0 | 623.0 | 6803.0 |
| 1977 | 595.0 | 522.0 | 560.0 | 593.0 | 636.0 | 618.0 | 627.0 | 675.0 | 614.0 | 652.0 | 529.0 | 581.0 | 7202.0 |
| 1978 | 617.0 | : | | | | | | | | | | | |
| % 77/76 | 4.4 | -10.6 | -7.4 | -2.0 | 3.1 | 16.4 | 38.1 | 27.1 | 9.4 | 7.6 | 2.5 | -6.7 | 5.9 |
| % 78/77 | 3.7 | : | | | | | | | | | | | |
| **IRELAND** | | | | | | | | | | | | | |
| 1976 | 77.6 | 68.9 | 88.4 | 75.0 | 86.5 | 128.5 | 94.7 | 100.1 | 126.5 | 120.0 | 101.4 | 122.9 | 1190.5 |
| 1977 | 101.0 | 95.7 | 116.8 | 92.2 | 102.0 | 112.6 | 88.6 | 106.0 | 93.0 | 93.0 | 112.0 | 93.0 | 1205.9 |
| 1978 | 93.0 | 95.0 | | | | | | | | | | | |
| % 77/76 | 30.2 | 38.9 | 32.1 | 22.9 | 17.9 | -12.4 | -6.4 | 5.9 | -26.5 | -22.5 | 10.5 | -24.3 | 1.3 |
| % 78/77 | -7.9 | -0.7 | | | | | | | | | | | |
| **DANMARK** | | | | | | | | | | | | | |
| 1976 | 29.3 | 56.3 | 260.1 | 282.7 | 258.8 | 373.2 | 664.6 | 363.3 | 315.0 | 149.3 | 26.4 | 30.2 | 2809.2 |
| 1977 | 25.0 | 44.3 | 320.9 | 247.6 | 324.0 | 520.7 | 431.2 | 240.5 | 412.9 | 130.1 | 35.9 | 35.9 | 2769.3 |
| 1978 | 19.9 | 56.6 | | | | | | | | | | | |
| % 77/76 | -14.7 | -21.3 | 23.4 | -12.4 | 25.2 | 39.5 | -35.1 | -33.8 | 31.1 | -12.9 | 36.0 | 18.9 | -1.4 |
| % 78/77 | -20.4 | 27.8 | | | | | | | | | | | |

EIGENERZEUGUNG GAENSEN ZUR MAST GEBRAUCHSKUEKEN | INDIGENOUS PRODUCTION GEESE FOR FATTENING | PRODUCTION INDIGENE OISONS (UTILISATION)

1000 STUECK/HEADS/TETES

| 581 | J | F | M | A | M | J | J | A | S | O | N | D | ANNEE/YEAR/JAHR |
|---|---|---|---|---|---|---|---|---|---|---|---|---|---|
| **EUR-9** | | | | | | | | | | | | | |
| 1976 | 1.00 | 1.00 | 102.0 | 240.5 | 284.4 | 204.4 | 50.0 | 2.70 | 1.00 | 2.00 | S | S | 889.0 |
| 1977 | S | 1.50 | 134.6 | 274.7 | 342.5 | 190.0 | 42.9 | 0.90 | 0.30 | 0.20 | 0.30 | 0.30 | 988.2 |
| 1978 | : | : | | | | | | | | | | | |
| % 77/76 | -100.0 | 50.0 | 32.0 | 14.2 | 20.4 | -7.0 | -14.2 | -66.7 | -70.0 | -90.0 | 21824.0 | 21824.0 | 11.2 |
| % 78/77 | : | : | | | | | | | | | | | |
| **EUR-9 CUMUL** | | | | | | | | | | | | | |
| 1976 | 1.00 | 2.00 | 104.0 | 344.5 | 628.9 | 833.3 | 883.3 | 886.0 | 887.0 | 889.0 | 889.0 | 889.0 | 889.0 |
| 1977 | S | 1.50 | 136.1 | 410.8 | 753.3 | 943.3 | 986.2 | 987.1 | 987.4 | 987.6 | 987.9 | 988.2 | 988.2 |
| 1978 | : | : | | | | | | | | | | | |
| % 77/76 | -100.0 | -25.0 | 30.9 | 19.2 | 19.8 | 13.2 | 11.6 | 11.4 | 11.3 | 11.1 | 11.1 | 11.2 | 11.2 |
| % 78/77 | : | : | | | | | | | | | | | |
| **EUR-6** | | | | | | | | | | | | | |
| 1976 | 1.00 | 1.00 | 91.3 | 207.8 | 216.0 | 158.2 | 25.3 | 2.00 | 1.00 | 2.00 | - | - | 705.6 |
| 1977 | - | 1.20 | 127.7 | 253.4 | 267.8 | 145.2 | 28.9 | 0.60 | 0.30 | 0.20 | 0.30 | 0.30 | 825.9 |
| 1978 | : | : | | | | | | | | | | | |
| % 77/76 | -100.0 | 20.0 | 39.9 | 21.9 | 24.0 | -8.2 | 14.2 | -70.0 | -70.0 | -90.0 | - | - | 17.0 |
| % 78/77 | : | : | | | | | | | | | | | |
| **EUR-6 CUMUL** | | | | | | | | | | | | | |
| 1976 | 1.00 | 2.00 | 93.3 | 301.1 | 517.1 | 675.3 | 700.6 | 702.6 | 703.6 | 705.6 | 705.6 | 705.6 | 705.6 |
| 1977 | - | 1.20 | 128.9 | 382.3 | 650.1 | 795.3 | 824.2 | 824.8 | 825.1 | 825.3 | 825.6 | 825.9 | 825.9 |
| 1978 | : | : | | | | | | | | | | | |
| % 77/76 | -100.0 | -40.0 | 38.2 | 27.0 | 25.7 | 17.8 | 17.6 | 17.4 | 17.3 | 17.0 | 17.0 | 17.0 | 17.0 |
| % 78/77 | : | : | | | | | | | | | | | |
| **DEUTSCHLAND** | | | | | | | | | | | | | |
| 1976 | - | - | 10.3 | 91.8 | 111.0 | 70.1 | 13.3 | - | - | - | - | - | 296.5 |
| 1977 | - | 0.20 | 7.10 | 90.7 | 122.5 | 80.5 | 18.9 | 0.60 | 0.30 | 0.20 | 0.20 | - | 321.2 |
| 1978 | : | : | | | | | | | | | | | |
| % 77/76 | - | - | -31.1 | -1.2 | 10.4 | 14.8 | 42.1 | - | - | - | - | - | 8.3 |
| % 78/77 | : | : | | | | | | | | | | | |
| **FRANCE** | | | | | | | | | | | | | |
| 1976 | 1.00 | 1.00 | 78.0 | 98.0 | 89.0 | 69.0 | 11.0 | 00 | 1.00 | 2.00 | - | - | 352.0 |
| 1977 | - | 1.00 | 115.0 | 143.0 | 123.0 | 47.0 | 7.00 | - | - | - | - | - | 436.0 |
| 1978 | - | : | | | | | | | | | | | |
| % 77/76 | -100.0 | - | 47.4 | 45.9 | 38.2 | -31.9 | -36.4 | -100.0 | -100.0 | -100.0 | - | - | 23.9 |
| % 78/77 | - | : | | | | | | | | | | | |

EIGENERZEUGUNG
GAENSEN ZUR MAST
GEBRAUCHSKUEKEN

INDIGENOUS PRODUCTION
GEESE
FOR FATTENING

PRODUCTION INDIGENE
OISONS
(UTILISATION)

1000 STUECK/HEADS/TETES

| 581 | J | F | M | A | M | J | J | A | S | O | N | D | ANNEE/YEAR/JAHR |
|---|---|---|---|---|---|---|---|---|---|---|---|---|---|
| **ITALIA** | | | | | | | | | | | | | |
| 1976 | - | - | - | - | - | 10.1 | - | - | - | - | - | - | 10.1 |
| 1977 | - | - | 1.60 | 2.70 | 6.30 | 1.70 | - | - | - | - | 0.10 | 0.30 | 12.7 |
| 1978 | : | : | | | | | | | | | | | |
| % 77/76 | - | - | - | - | - | -83.2 | - | - | - | - | - | - | 25.7 |
| % 78/77 | : | : | | | | | | | | | | | |
| **NEDERLAND** | | | | | | | | | | | | | |
| 1976 | - | - | - | - | - | - | - | - | - | - | - | - | - |
| 1977 | - | - | - | - | - | - | - | - | - | - | - | - | - |
| 1978 | - | : | | | | | | | | | | | |
| % 77/76 | - | - | - | - | - | - | - | - | - | - | - | - | - |
| % 78/77 | - | : | | | | | | | | | | | |
| **BELGIQUE/BELGIE** | | | | | | | | | | | | | |
| 1976 | - | - | 3.00 | 18.0 | 16.0 | 9.00 | 1.00 | - | - | - | - | - | 47.0 |
| 1977 | - | - | 4.00 | 17.0 | 16.0 | 16.0 | 3.00 | - | - | - | - | - | 56.0 |
| 1978 | - | : | | | | | | | | | | | |
| % 77/76 | - | - | 33.3 | -5.6 | - | 77.8 | 200.0 | - | - | - | - | - | 19.1 |
| % 78/77 | - | : | | | | | | | | | | | |
| **LUXEMBOURG** | | | | | | | | | | | | | |
| 1976 | - | - | - | - | - | - | - | - | - | - | - | - | - |
| 1977 | - | - | - | - | - | - | - | - | - | - | - | - | - |
| 1978 | - | : | | | | | | | | | | | |
| % 77/76 | - | - | - | - | - | - | - | - | - | - | - | - | - |
| % 78/77 | - | : | | | | | | | | | | | |
| **UNITED KINGDOM** | | | | | | | | | | | | | |
| 1976 | S | S | S | S | S | S | S | S | S | S | S | S | S |
| 1977 | S | S | S | S | S | S | S | S | S | S | S | S | S |
| 1978 | S | : | | | | | | | | | | | |
| % 77/76 | : | : | : | : | : | : | : | : | : | : | : | : | : |
| % 78/77 | : | : | | | | | | | | | | | |
| **IRELAND** | | | | | | | | | | | | | |
| 1976 | - | - | - | - | - | - | - | - | - | - | - | - | - |
| 1977 | - | - | - | - | - | - | - | - | - | - | - | - | - |
| 1978 | - | : | | | | | | | | | | | |
| % 77/76 | - | - | - | - | - | - | - | - | - | - | - | - | - |
| % 78/77 | - | : | | | | | | | | | | | |
| **DANMARK** | | | | | | | | | | | | | |
| 1976 | - | - | 10.7 | 32.7 | 68.4 | 46.2 | 24.7 | 0.70 | - | - | - | - | 183.4 |
| 1977 | - | 0.30 | 6.90 | 21.3 | 74.7 | 44.8 | 14.0 | 0.30 | - | - | - | - | 162.3 |
| 1978 | - | - | | | | | | | | | | | |
| % 77/76 | - | - | -35.5 | -34.9 | 9.2 | -3.0 | -43.3 | -57.1 | - | - | - | - | -11.5 |
| % 78/77 | - | -100.0 | | | | | | | | | | | |

EIGENERZEUGUNG
TRUTHUEHNER ZUR MAST
GEBRAUCHSKUEKEN

INDIGENOUS PRODUCTION
TURKEYS
FOR FATTENING

PRODUCTION INDIGENE
DINDONNEAUX
(UTILISATION)

| 681 | J | F | M | A | M | J | J | A | S | O | N | D | ANNEE/YEAR/JAHR |
|---|---|---|---|---|---|---|---|---|---|---|---|---|---|
| | | | | | | | 1000 STUECK/HEADS/TETES | | | | | | |
| EUR-9 | | | | | | | | | | | | | |
| 1976 | 6305.3 | 6015.9 | 6541.1 | 6987.6 | 7924.4 | 8306.1 | 7871.2 | 7543.7 | 9033.4 | 5838.0 | 6495.5 | 6848.8 | 85711 |
| 1977 | 6650.9 | 6093.3 | 7357.3 | 7012.2 | 7847.0 | 8940.6 | 8849.7 | 8330.0 | 10320 | 7087.3 | 5523.7 | 7248.6 | 91261 |
| 1978 | : | : | | | | | | | | | | | |
| % 77/76 | 5.5 | 1.3 | 12.5 | 0.4 | -1.0 | 7.6 | 12.4 | 10.4 | 14.2 | 21.4 | -15.0 | 5.8 | 6.5 |
| % 78/77 | : | : | | | | | | | | | | | |
| EUR-9 CUMUL | | | | | | | | | | | | | |
| 1976 | 6305.3 | 12321 | 18862 | 25850 | 33774 | 42080 | 49952 | 57495 | 66529 | 72367 | 78862 | 85711 | 85711 |
| 1977 | 6650.9 | 12744 | 20101 | 27114 | 34961 | 43901 | 52751 | 61081 | 71401 | 78489 | 84012 | 91261 | 91261 |
| 1978 | : | : | | | | | | | | | | | |
| % 77/76 | 5.5 | 3.4 | 6.6 | 4.9 | 3.5 | 4.3 | 5.6 | 6.2 | 7.3 | 8.5 | 6.5 | 6.5 | 6.5 |
| % 78/77 | : | : | | | | | | | | | | | |
| EUR-6 | | | | | | | | | | | | | |
| 1976 | 4731.5 | 4328.4 | 4824.6 | 5227.4 | 5810.0 | 5981.0 | 5116.5 | 5084.1 | 7469.0 | 4689.0 | 4853.3 | 5116.9 | 63232 |
| 1977 | 4675.2 | 4396.5 | 5383.4 | 5272.9 | 5922.5 | 6823.3 | 6008.3 | 5829.2 | 8705.2 | 5626.5 | 4079.3 | 5491.3 | 68214 |
| 1978 | : | : | | | | | | | | | | | |
| % 77/76 | -1.2 | 1.6 | 11.6 | 0.9 | 1.9 | 14.1 | 17.4 | 14.7 | 16.6 | 20.0 | -15.9 | 7.3 | 7.9 |
| % 78/77 | : | : | | | | | | | | | | | |
| EUR-6 CUMUL | | | | | | | | | | | | | |
| 1976 | 4731.5 | 9059.9 | 13884 | 19112 | 24922 | 30903 | 36019 | 41103 | 48572 | 53261 | 58115 | 63232 | 63232 |
| 1977 | 4675.2 | 9071.7 | 14455 | 19728 | 25650 | 32474 | 38482 | 44311 | 53016 | 58643 | 62722 | 68214 | 68214 |
| 1978 | : | : | | | | | | | | | | | |
| % 77/76 | -1.2 | 0.1 | 4.1 | 3.2 | 2.9 | 5.1 | 6.8 | 7.8 | 9.1 | 10.1 | 7.9 | 7.9 | 7.9 |
| % 78/77 | : | : | | | | | | | | | | | |
| DEUTSCHLAND | | | | | | | | | | | | | |
| 1976 | 234.9 | 265.3 | 326.2 | 327.1 | 358.4 | 338.3 | 328.0 | 297.3 | 395.5 | 239.9 | 319.6 | 337.5 | 3768.0 |
| 1977 | 361.2 | 284.5 | 372.4 | 345.7 | 405.0 | 408.4 | 378.2 | 397.1 | 473.6 | 378.8 | 320.1 | 336.0 | 4461.0 |
| 1978 | : | : | | | | | | | | | | | |
| % 77/76 | 53.8 | 7.2 | 14.2 | 5.7 | 13.0 | 20.7 | 15.3 | 33.6 | 19.7 | 57.9 | 0.2 | -0.4 | 18.4 |
| % 78/77 | : | : | | | | | | | | | | | |
| FRANCE | | | | | | | | | | | | | |
| 1976 | 2996.0 | 2373.0 | 2769.0 | 2635.0 | 3007.0 | 3612.0 | 2690.0 | 257 .0 | 4061.0 | 2711.0 | 2300.0 | 2854.0 | 34582 |
| 1977 | 2398.0 | 2410.0 | 2791.0 | 2622.0 | 3249.0 | 3758.0 | 3184.0 | 2974.0 | 4504.0 | 2756.0 | 2520.0 | 2926.0 | 36092 |
| 1978 | 2633.0 | : | | | | | | | | | | | |
| % 77/76 | -20.0 | 1.6 | 0.8 | -0.5 | 8.0 | 4.0 | 18.4 | 15.5 | 10.9 | 1.7 | 9.6 | 2.5 | 4.4 |
| % 78/77 | 9.8 | : | | | | | | | | | | | |

EIGENERZEUGUNG
TRUTHUEHNER ZUR MAST
GEBRAUCHSKUEKEN

INDIGENOUS PRODUCTION
TURKEYS
FOR FATTENING

PRODUCTION INDIGENE
DINDONNEAUX
(UTILISATION)

| 681 | J | F | M | A | M | J | J | A | S | O | N | D | ANNEE/YEAR/JAHR |
|---|---|---|---|---|---|---|---|---|---|---|---|---|---|
| | | | | | | 1000 STUECK/HEADS/TETES | | | | | | | |
| ITALIA | | | | | | | | | | | | | |
| 1976 | 1148.6 | 1361.1 | 1387.4 | 1710.3 | 1869.6 | 1531.7 | 1578.5 | 1868.8 | 2461.5 | 1222.1 | 1832.7 | 1598.4 | 19571 |
| 1977 | 1637.0 | 1424.0 | 1829.0 | 2081.2 | 1930.5 | 2271.9 | 2072.1 | 2072.1 | 3157.6 | 2112.7 | 1005.2 | 1983.3 | 23577 |
| 1978 | : | : | | | | | | | | | | | |
| % 77/76 | 42.5 | 4.6 | 31.8 | 21.7 | 3.3 | 48.3 | 31.3 | 10.9 | 28.3 | 72.9 | -45.2 | 24.1 | 20.5 |
| % 78/77 | : | : | | | | | | | | | | | |
| NEDERLAND | | | | | | | | | | | | | |
| 1976 | 319.0 | 276.0 | 240.0 | 413.0 | 429.0 | 424.0 | 453.0 | 280.0 | 367.0 | 400.0 | 334.0 | 296.0 | 4231.0 |
| 1977 | 226.0 | 220.0 | 270.0 | 115.0 | 256.0 | 298.0 | 296.0 | 297.0 | 360.0 | 286.0 | 194.0 | 230.0 | 3048.0 |
| 1978 | 200.0 | : | | | | | | | | | | | |
| % 77/76 | -29.2 | -20.3 | 12.5 | -72.2 | -40.3 | -29.7 | -34.7 | 6.1 | -1.9 | -28.5 | -41.9 | -22.3 | -28.0 |
| % 78/77 | -11.5 | : | | | | | | | | | | | |
| BELGIQUE/BELGIE | | | | | | | | | | | | | |
| 1976 | 33.0 | 53.0 | 102.0 | 142.0 | 146.0 | 75.0 | 67.0 | 64.0 | 184.0 | 116.0 | 67.0 | 31.0 | 1080.0 |
| 1977 | 53.0 | 58.0 | 121.0 | 109.0 | 82.0 | 87.0 | 78.0 | 89.0 | 210.0 | 93.0 | 40.0 | 16.0 | 1036.0 |
| 1978 | 37.0 | : | | | | | | | | | | | |
| % 77/76 | 60.6 | 9.4 | 18.6 | -23.2 | -43.8 | 16.0 | 16.4 | 39.1 | 14.1 | -19.8 | -40.3 | -48.4 | -4.1 |
| % 78/77 | -30.2 | : | | | | | | | | | | | |
| LUXEMBOURG | | | | | | | | | | | | | |
| 1976 | - | - | - | - | - | - | - | - | - | - | - | - | - |
| 1977 | - | - | - | - | - | - | - | - | - | - | - | - | - |
| 1978 | - | : | | | | | | | | | | | |
| % 77/76 | - | - | - | - | - | - | - | - | - | - | - | - | - |
| % 78/77 | - | : | | | | | | | | | | | |
| UNITED KINGDOM | | | | | | | | | | | | | |
| 1976 | 1482.0 | 1526.0 | 1555.0 | 1693.0 | 1925.0 | 2056.0 | 2426.0 | 2269.0 | 1323.0 | 1078.0 | 1544.0 | 1545.0 | 20422 |
| 1977 | 1869.0 | 1597.0 | 1778.0 | 1577.0 | 1715.0 | 1794.0 | 2447.0 | 2233.0 | 1448.0 | 1344.0 | 1391.0 | 1627.0 | 20820 |
| 1978 | 1763.0 | : | | | | | | | | | | | |
| % 77/76 | 26.1 | 4.7 | 14.3 | -6.9 | -10.9 | -12.7 | 0.9 | -1.6 | 9.4 | 24.7 | -9.9 | 5.3 | 1.9 |
| % 78/77 | -5.7 | : | | | | | | | | | | | |
| IRELAND | | | | | | | | | | | | | |
| 1976 | 91.8 | 59.9 | 58.0 | 61.8 | 96.7 | 220.2 | 204.6 | 134.1 | 88.0 | 30.5 | 36.6 | 75.6 | 1157.8 |
| 1977 | 58.8 | 48.1 | 73.5 | 83.6 | 116.1 | 250.7 | 216.6 | 211.9 | 58.9 | 29.1 | 42.7 | 64.2 | 1254.2 |
| 1978 | 70.0 | 61.0 | | | | | | | | | | | |
| % 77/76 | -35.9 | -19.7 | 26.7 | 35.3 | 20.1 | 13.9 | 5.9 | 58.0 | -33.1 | -4.6 | 16.7 | -15.1 | 8.3 |
| % 78/77 | 19.0 | 26.8 | | | | | | | | | | | |
| DANMARK | | | | | | | | | | | | | |
| 1976 | - | 101.6 | 103.5 | 5.40 | 92.7 | 48.9 | 124.1 | 56.5 | 153.4 | 40.5 | 61.6 | 111.3 | 899.5 |
| 1977 | 47.9 | 51.7 | 122.4 | 78.7 | 93.4 | 72.6 | 177.8 | 55.9 | 108.4 | 87.7 | 10.7 | 66.1 | 973.3 |
| 1978 | 16.0 | : | | | | | | | | | | | |
| % 77/76 | - | -49.1 | 18.3 | 1357.4 | 0.8 | 48.5 | 43.3 | -1.1 | -29.3 | 116.5 | -82.6 | -40.6 | 8.2 |
| % 78/77 | -66.6 | : | | | | | | | | | | | |

EIGENERZEUGUNG
PERLHUEHNER ZUR MAST
GEBRAUCHSKUEKEN

INDIGENOUS PRODUCTION
GUINEA-FOWLS
FOR FATTENING

PRODUCTION INDIGENE
PINTADEAUX
(UTILISATION)

1000 STUECK/HEADS/TETES

| 781 | J | F | M | A | M | J | J | A | S | O | N | D | ANNEE/YEAR/JAHR |
|---|---|---|---|---|---|---|---|---|---|---|---|---|---|
| **EUR-5** | | | | | | | | | | | | | |
| 1976 | 4486.7 | 4123.4 | 4634.2 | 4976.7 | 4823.3 | 5989.6 | 4346.5 | 4336.0 | 6318.1 | 3585.2 | 3269.3 | 4010.8 | 54900 |
| 1977 | 3691.9 | 3869.5 | 4957.6 | 4614.1 | 4398.6 | 5184.5 | 4703.2 | 4855.2 | 5707.2 | 3316.4 | 3582.8 | 4087.9 | 52969 |
| 1978 | 3756.3 | : | | | | | | | | | | | |
| % 77/76 | -17.7 | -6.2 | 7.0 | -7.3 | -8.8 | -13.4 | 8.2 | 12.0 | -9.7 | -7.5 | 9.6 | 1.9 | -3.5 |
| % 78/77 | 1.7 | : | | | | | | | | | | | |
| **EUR-5 CUMUL** | | | | | | | | | | | | | |
| 1976 | 4486.7 | 8610.1 | 13244 | 18221 | 23044 | 29034 | 33380 | 37716 | 44034 | 47620 | 50889 | 54900 | 54900 |
| 1977 | 3691.9 | 7561.4 | 12519 | 17133 | 21532 | 26716 | 31419 | 36275 | 41982 | 45298 | 48881 | 52969 | 52969 |
| 1978 | 3756.3 | : | | | | | | | | | | | |
| % 77/76 | -17.7 | -12.2 | -5.5 | -6.0 | -6.6 | -8.0 | -5.9 | -3.8 | -4.7 | -4.9 | -3.9 | -3.5 | -3.5 |
| % 78/77 | 1.7 | : | | | | | | | | | | | |
| **EUR-6** | | | | | | | | | | | | | |
| 1976 | 4486.7 | 4123.4 | 4634.2 | 4976.7 | 4823.3 | 5989.6 | 4346.5 | 4336.0 | 6318.1 | 3585.2 | 3269.3 | 4010.8 | 54900 |
| 1977 | 3691.9 | 3869.5 | 4957.6 | 4614.1 | 4398.6 | 5184.5 | 4703.2 | 4855.2 | 5707.2 | 3316.4 | 3582.8 | 4087.9 | 52969 |
| 1978 | : | : | | | | | | | | | | | |
| % 77/76 | -17.7 | -6.2 | 7.0 | -7.3 | -8.8 | -13.4 | 8.2 | 12.0 | -9.7 | -7.5 | 9.6 | 1.9 | -3.5 |
| % 78/77 | : | : | | | | | | | | | | | |
| **EUR-6 CUMUL** | | | | | | | | | | | | | |
| 1976 | 4486.7 | 8610.1 | 13244 | 18221 | 23044 | 29034 | 33380 | 37716 | 44034 | 47620 | 50889 | 54900 | 54900 |
| 1977 | 3691.9 | 7561.4 | 12519 | 17133 | 21532 | 26716 | 31419 | 36275 | 41982 | 45298 | 48881 | 52969 | 52969 |
| 1978 | : | : | | | | | | | | | | | |
| % 77/76 | -17.7 | -12.2 | -5.5 | -6.0 | -6.6 | -8.0 | -5.9 | -3.8 | -4.7 | -4.9 | -3.9 | -3.5 | -3.5 |
| % 78/77 | : | : | | | | | | | | | | | |
| **DEUTSCHLAND** | | | | | | | | | | | | | |
| 1976 | - | - | - | - | - | - | - | - | 0.40 | 0.30 | - | 0.30 | 1.00 |
| 1977 | - | - | 0.40 | - | - | 0.60 | - | - | 0.10 | - | - | - | 1.10 |
| 1978 | : | : | | | | | | | | | | | |
| % 77/76 | - | - | - | - | - | - | - | - | -75.0 | -100.0 | - | -100.0 | 10.0 |
| % 78/77 | : | : | | | | | | | | | | | |
| **FRANCE** | | | | | | | | | | | | | |
| 1976 | 3670.0 | 3350.0 | 4023.0 | 3833.0 | 3807.0 | 4716.0 | 3460.0 | 3319.0 | 5512.0 | 2990.0 | 2772.0 | 3485.0 | 44937 |
| 1977 | 3139.0 | 3328.0 | 4203.0 | 3283.0 | 3252.0 | 4042.0 | 3143.0 | 3288.0 | 4948.0 | 2682.0 | 2840.0 | 3427.0 | 41575 |
| 1978 | 3037.0 | : | | | | | | | | | | | |
| % 77/76 | -14.5 | -0.7 | 4.5 | -14.3 | -14.6 | -14.3 | -9.2 | -0.9 | -10.2 | -10.3 | 2.5 | -1.7 | -7.5 |
| % 78/77 | -3.2 | : | | | | | | | | | | | |

EIGENERZEUGUNG
PERLHUEHNER ZUR MAST
GEBRAUCHSKUEKEN

INDIGENOUS PRODUCTION
GUINEA-FOWLS
FOR FATTENING

PRODUCTION INDIGENE
PINTADEAUX
(UTILISATION)

| 781 | J | F | M | A | M | J | J | A | S | O | N | D | ANNEE/YEAR/JAHR |
|---|---|---|---|---|---|---|---|---|---|---|---|---|---|
| | | | | | | 1000 STUECK/HEADS/TETES | | | | | | | |
| ITALIA | | | | | | | | | | | | | |
| 1976 | 813.7 | 772.4 | 609.2 | 1135.7 | 1008.3 | 1256.6 | 866.5 | 998.0 | 781.7 | 569.9 | 480.3 | 506.5 | 9798.8 |
| 1977 | 539.9 | 530.5 | 735.2 | 1308.1 | 1115.6 | 1107.9 | 1529.2 | 1529.2 | 730.1 | 616.4 | 714.8 | 634.9 | 11092 |
| 1978 | : | : | | | | | | | | | | | |
| % 77/76 | -33.6 | -31.3 | 20.7 | 15.2 | 10.6 | -11.8 | 76.5 | 53.2 | -6.6 | 8.2 | 48.8 | 25.4 | 13.2 |
| % 78/77 | : | : | | | | | | | | | | | |
| NEDERLAND | | | | | | | | | | | | | |
| 1976 | - | - | - | - | - | - | - | - | - | - | - | - | - |
| 1977 | - | - | - | - | - | - | - | - | - | - | - | - | - |
| 1978 | - | : | | | | | | | | | | | |
| % 77/76 | - | - | - | - | - | - | - | - | - | - | - | - | - |
| % 78/77 | - | : | | | | | | | | | | | |
| BELGIQUE/BELGIE | | | | | | | | | | | | | |
| 1976 | 3.00 | 1.00 | 2.00 | 8.00 | 8.00 | 17.0 | 20.0 | 19.0 | 24.0 | 25.0 | 17.0 | 19.0 | 163.0 |
| 1977 | 13.0 | 11.0 | 19.0 | 23.0 | 31.0 | 34.0 | 31.0 | 38.0 | 29.0 | 18.0 | 28.0 | 26.0 | 301.0 |
| 1978 | 23.0 | : | | | | | | | | | | | |
| % 77/76 | 333.3 | 1000.0 | 850.0 | 187.5 | 287.5 | 100.0 | 55.0 | 100.0 | 20.8 | -28.0 | 64.7 | 36.8 | 84.7 |
| % 78/77 | 76.9 | : | | | | | | | | | | | |
| LUXEMBOURG | | | | | | | | | | | | | |
| 1976 | - | - | - | - | - | - | - | - | - | - | - | - | - |
| 1977 | - | - | - | - | - | - | - | - | - | - | - | - | - |
| 1978 | - | : | | | | | | | | | | | |
| % 77/76 | - | - | - | - | - | - | - | - | - | - | - | - | - |
| % 78/77 | - | : | | | | | | | | | | | |
| UNITED KINGDOM | | | | | | | | | | | | | |
| 1976 | S | S | S | S | S | S | S | S | S | S | S | S | S |
| 1977 | S | S | S | S | S | S | S | S | S | S | S | S | S |
| 1978 | S | : | | | | | | | | | | | |
| % 77/76 | : | : | : | : | : | : | : | : | : | : | : | : | : |
| % 78/77 | : | : | | | | | | | | | | | |
| IRELAND | | | | | | | | | | | | | |
| 1976 | - | - | - | - | - | - | - | - | - | - | - | - | - |
| 1977 | - | - | - | - | - | - | - | - | - | - | - | - | - |
| 1978 | - | : | | | | | | | | | | | |
| % 77/76 | - | - | - | - | - | - | - | - | - | - | - | - | - |
| % 78/77 | - | : | | | | | | | | | | | |
| DANMARK | | | | | | | | | | | | | |
| 1976 | - | - | - | - | - | - | - | - | - | - | - | - | - |
| 1977 | - | - | - | - | - | - | - | - | - | - | - | - | - |
| 1978 | - | - | | | | | | | | | | | |
| % 77/76 | - | - | - | - | - | - | - | - | - | - | - | - | - |
| % 78/77 | - | - | | | | | | | | | | | |

# UDENRIGSHANDEL MED KYLLINGER

# AUSSENHANDEL MIT KUEKEN

# EXTERNAL TRADE IN CHICKS

# COMMERCE EXTERIEUR DE POUSSINS

# COMMERCIO ESTERNO DEI PULCINI

# IN- EN UITVOER VAN KUIKENS

EINFUHR AUS DRITTLAENDER
HUEHNERKUEKEN DER LEGERASSEN
WEIBLICHE ZUCHT- UND VERMEHRUNGSKUEKEN

IMPORTS FROM THIRD COUNTRIES
LAYING STOCK
GRANDPARENT AND PARENT FEMALES

IMPORTATIONS PAYS TIERS
POULETTES DE RACE PONTE
(SELECTION ET MULTIPLICATION)

1000 STUECK/HEADS/TETES

| 152 | J | F | M | A | M | J | J | A | S | O | N | D | ANNEE/YEAR/JAHR |
|---|---|---|---|---|---|---|---|---|---|---|---|---|---|
| EUR-9 | | | | | | | | | | | | | |
| 1976 | 2.79 | 3.00 | 13.7 | 21.1 | 2.00 | 13.1 | 7.00 | 5.20 | 4.00 | 13.0 | 2.00 | - | 86.9 |
| 1977 | 1.00 | - | 29.0 | 8.00 | - | 12.4 | - | - | 28.0 | 20.2 | 10.0 | - | 108.6 |
| 1978 | : | : | | | | | | | | | | | |
| % 77/76 | -64.2 | -100.0 | 111.8 | -62.1 | -100.0 | -5.3 | -100.0 | -100.0 | 600.4 | 54.9 | 400.0 | - | 25.0 |
| % 78/77 | : | : | | | | | | | | | | | |
| EUR-9 CUMUL | | | | | | | | | | | | | |
| 1976 | 2.79 | 5.79 | 19.5 | 40.6 | 42.6 | 55.7 | 62.7 | 67.9 | 71.9 | 84.9 | 86.9 | 86.9 | 86.9 |
| 1977 | 1.00 | 1.00 | 30.0 | 38.0 | 38.0 | 50.4 | 50.4 | 50.4 | 78.4 | 98.6 | 108.6 | 108.6 | 108.6 |
| 1978 | : | : | | | | | | | | | | | |
| % 77/76 | -64.2 | -82.7 | 54.0 | -6.3 | -10.7 | -9.5 | -19.6 | -25.7 | 9.1 | 16.1 | 25.0 | 25.0 | 25.0 |
| % 78/77 | : | : | | | | | | | | | | | |
| EUR-6 | | | | | | | | | | | | | |
| 1976 | - | 3.00 | 9.00 | 15.0 | - | 8.90 | 7.00 | 5.20 | 4.00 | 5.50 | 2.00 | - | 59.6 |
| 1977 | 1.00 | - | 14.5 | 8.00 | - | 12.4 | - | - | 21.0 | 20.2 | 10.0 | - | 87.1 |
| 1978 | : | : | | | | | | | | | | | |
| % 77/76 | - | -100.0 | 61.1 | -46.7 | - | 39.3 | -100.0 | -100.0 | 425.0 | 267.3 | 400.0 | - | 46.1 |
| % 78/77 | : | : | | | | | | | | | | | |
| EUR-6 CUMUL | | | | | | | | | | | | | |
| 1976 | - | 3.00 | 12.0 | 27.0 | 27.0 | 35.9 | 42.9 | 48.1 | 52.1 | 57.6 | 59.6 | 59.6 | 59.6 |
| 1977 | 1.00 | 1.00 | 15.5 | 23.5 | 23.5 | 35.9 | 35.9 | 35.9 | 56.9 | 77.1 | 87.1 | 87.1 | 87.1 |
| 1978 | : | : | | | | | | | | | | | |
| % 77/76 | - | -66.7 | 29.2 | -13.0 | -13.0 | - | -16.3 | -25.4 | 9.2 | 33.9 | 46.1 | 46.1 | 46.1 |
| % 78/77 | : | : | | | | | | | | | | | |
| DEUTSCHLAND | | | | | | | | | | | | | |
| 1976 | - | - | - | - | - | - | - | - | - | 5.50 | - | - | 5.50 |
| 1977 | - | - | - | - | - | - | - | - | - | - | - | - | - |
| 1978 | : | : | | | | | | | | | | | |
| % 77/76 | - | - | - | - | - | - | - | - | - | -100.0 | - | - | -100.0 |
| % 78/77 | : | : | | | | | | | | | | | |
| FRANCE | | | | | | | | | | | | | |
| 1976 | - | - | - | - | - | - | - | - | - | - | - | - | - |
| 1977 | - | - | - | - | - | - | - | - | - | - | - | - | - |
| 1978 | - | : | | | | | | | | | | | |
| % 77/76 | - | - | - | - | - | - | - | - | - | - | - | - | - |
| % 78/77 | - | : | | | | | | | | | | | |

EINFUHR AUS DRITTLAENDER
HUEHNERKUEKEN OEK LEGERASSEN
WEIBLICHE ZUCHT- UND VERMEHRUNGSKUEKEN

IMPORTS FROM THIRD COUNTRIES
LAYING STOCK
GRANDPARENT AND PARENT FEMALES

IMPORTATIONS PAYS TIERS
POULETTES DE RACE PONTE
(SELECTION ET MULTIPLICATION)

1000 STUECK/HEADS/TETES

| 152 | J | F | M | A | M | J | J | A | S | O | N | D | ANNEE/YEAR/JAHR |
|---|---|---|---|---|---|---|---|---|---|---|---|---|---|
| **ITALIA** | | | | | | | | | | | | | |
| 1976 | - | - | 9.00 | 12.0 | - | 8.90 | - | 5.20 | - | - | - | - | 35.1 |
| 1977 | - | - | 6.50 | - | - | 12.4 | - | - | 16.0 | 11.2 | - | - | 45.1 |
| 1978 | : | : | | | | | | | | | | | |
| % 77/76 | - | - | -27.8 | -100.0 | - | 39.3 | - | -100.0 | - | - | - | - | 31.3 |
| % 78/77 | : | : | | | | | | | | | | | |
| **NEDERLAND** | | | | | | | | | | | | | |
| 1976 | - | 3.00 | - | 3.00 | - | - | 7.00 | - | 4.00 | - | 2.00 | - | 19.0 |
| 1977 | 1.00 | - | - | 8.00 | - | - | - | - | 5.00 | 9.00 | 10.0 | - | 33.0 |
| 1978 | - | : | | | | | | | | | | | |
| % 77/76 | - | -100.0 | - | 166.7 | - | - | -100.0 | - | 25.0 | - | 400.0 | - | 73.7 |
| % 78/77 | -100.0 | : | | | | | | | | | | | |
| **BELGIQUE/BELGIE** | | | | | | | | | | | | | |
| 1976 | - | - | - | - | - | - | - | - | - | - | - | - | - |
| 1977 | - | - | 8.00 | - | - | - | - | - | - | - | - | - | 8.00 |
| 1978 | - | : | | | | | | | | | | | |
| % 77/76 | - | - | - | - | - | - | - | - | - | - | - | - | - |
| % 78/77 | - | : | | | | | | | | | | | |
| **LUXEMBOURG** | | | | | | | | | | | | | |
| 1976 | - | - | - | - | - | - | - | - | - | - | - | - | - |
| 1977 | - | - | - | - | - | - | - | - | - | - | - | - | - |
| 1978 | - | : | | | | | | | | | | | |
| % 77/76 | - | - | - | - | - | - | - | - | - | - | - | - | - |
| % 78/77 | - | : | | | | | | | | | | | |
| **UNITED KINGDOM** | | | | | | | | | | | | | |
| 1976 | - | - | - | - | - | - | - | - | - | - | - | - | - |
| 1977 | - | - | - | - | - | - | - | - | - | - | - | - | - |
| 1978 | 5.00 | : | | | | | | | | | | | |
| % 77/76 | - | - | - | - | - | - | - | - | - | - | - | - | - |
| % 78/77 | - | : | | | | | | | | | | | |
| **IRELAND** | | | | | | | | | | | | | |
| 1976 | - | - | 4.70 | - | - | 4.20 | - | - | - | 2.50 | - | - | 11.4 |
| 1977 | - | - | 7.50 | - | - | - | - | - | - | - | - | - | 7.50 |
| 1978 | - | - | | | | | | | | | | | |
| % 77/76 | - | - | 59.6 | - | - | -100.0 | - | - | - | -100.0 | - | - | -34.2 |
| % 78/77 | - | - | | | | | | | | | | | |
| **DANMARK** | | | | | | | | | | | | | |
| 1976 | 2.79 | - | - | 6.09 | 2.00 | - | - | - | - | 5.04 | - | - | 15.9 |
| 1977 | - | - | 7.02 | - | - | - | - | - | 7.01 | - | - | - | 14.0 |
| 1978 | - | : | | | | | | | | | | | |
| % 77/76 | -100.0 | - | - | -100.0 | -100.0 | - | - | - | - | -100.0 | - | - | -11.9 |
| % 78/77 | - | : | | | | | | | | | | | |

EINFUHR AUS DRITTLAENDER
HUEHNERKUEKEN DER MASTRASSEN
WEIBLICHE ZUCHT- UND VERMEHRUNGSKUEKEN

IMPORTS FROM THIRD COUNTRIES
MEAT STOCK
GRANDPARENT AND PARENT FEMALES

IMPORTATIONS PAYS TIERS
POULETTES DE RACE CHAIR
(SELECTION ET MULTIPLICATION)

1000 STUECK/HEADS/TETES

| 252 | J | F | M | A | M | J | J | A | S | O | N | D | ANNEE/YEAR/JAHR |
|---|---|---|---|---|---|---|---|---|---|---|---|---|---|
| **EUR-9** | | | | | | | | | | | | | |
| 1976 | 7.01 | 3.00 | 5.00 | 11.1 | 22.1 | - | 12.0 | 11.0 | 10.0 | 20.6 | 35.1 | 11.0 | 148.0 |
| 1977 | 35.5 | - | 33.0 | 2.00 | 21.5 | 4.00 | 42.3 | 19.5 | 20.5 | 7.50 | 31.5 | - | 217.3 |
| 1978 | : | : | | | | | | | | | | | |
| % 77/76 | 406.5 | -100.0 | 560.0 | -82.0 | -2.9 | - | 252.3 | 77.1 | 105.0 | -63.6 | -10.3 | -100.0 | 46.9 |
| % 78/77 | : | : | | | | | | | | | | | |
| **EUR-9 CUMUL** | | | | | | | | | | | | | |
| 1976 | 7.01 | 10.0 | 15.0 | 26.1 | 48.3 | 48.3 | 60.3 | 71.3 | 81.3 | 101.9 | 137.0 | 148.0 | 148.0 |
| 1977 | 35.5 | 35.5 | 68.5 | 70.5 | 92.0 | 96.0 | 138.4 | 157.8 | 178.3 | 185.8 | 217.3 | 217.3 | 217.3 |
| 1978 | : | : | | | | | | | | | | | |
| % 77/76 | 406.5 | 254.8 | 356.4 | 170.1 | 90.7 | 99.0 | 129.5 | 121.4 | 119.4 | 82.4 | 58.7 | 46.9 | 46.9 |
| % 78/77 | : | : | | | | | | | | | | | |
| **EUR-6** | | | | | | | | | | | | | |
| 1976 | - | 3.00 | 5.00 | 4.00 | 11.0 | - | 5.00 | 11.0 | 10.0 | 20.6 | 23.6 | 11.0 | 104.2 |
| 1977 | 9.00 | - | 33.0 | 2.00 | 10.0 | 4.00 | 26.0 | 3.00 | 9.00 | - | 20.0 | - | 116.0 |
| 1978 | : | : | | | | | | | | | | | |
| % 77/76 | - | -100.0 | 560.0 | -50.0 | -9.1 | - | 420.0 | -72.7 | -10.0 | -100.0 | -15.3 | -100.0 | 11.3 |
| % 78/77 | : | : | | | | | | | | | | | |
| **EUR-6 CUMUL** | | | | | | | | | | | | | |
| 1976 | - | 3.00 | 8.00 | 12.0 | 23.0 | 23.0 | 28.0 | 39.0 | 49.0 | 69.6 | 93.2 | 104.2 | 104.2 |
| 1977 | 9.00 | 9.00 | 42.0 | 44.0 | 54.0 | 58.0 | 84.0 | 87.0 | 96.0 | 96.0 | 116.0 | 116.0 | 116.0 |
| 1978 | : | : | | | | | | | | | | | |
| % 77/76 | - | 200.0 | 425.0 | 266.7 | 134.8 | 152.2 | 200.0 | 123.1 | 95.9 | 37.9 | 24.5 | 11.3 | 11.3 |
| % 78/77 | : | : | | | | | | | | | | | |
| **DEUTSCHLAND** | | | | | | | | | | | | | |
| 1976 | - | - | - | - | - | - | - | - | - | - | - | - | - |
| 1977 | - | - | - | - | - | - | - | - | - | - | - | - | - |
| 1978 | : | : | | | | | | | | | | | |
| % 77/76 | - | - | - | - | - | - | - | - | - | - | - | - | - |
| % 78/77 | : | : | | | | | | | | | | | |
| **FRANCE** | | | | | | | | | | | | | |
| 1976 | - | - | - | - | - | - | - | - | - | - | - | - | - |
| 1977 | - | - | - | - | - | - | - | - | - | - | - | - | - |
| 1978 | - | : | | | | | | | | | | | |
| % 77/76 | - | - | - | - | - | - | - | - | - | - | - | - | - |
| % 78/77 | - | : | | | | | | | | | | | |

EINFUHR AUS DRITTLAENDER
HUEHNERKUEKEN DER MASTRASSEN
WEIBLICHE ZUCHT- UND VERMEHRUNGSKUEKEN

IMPORTS FROM THIRD COUNTRIES
MEAT STOCK
GRANDPARENT AND PARENT FEMALES

IMPORTATIONS PAYS TIERS
POULETTES DE RACE CHAIR
(SELECTION ET MULTIPLICATION)

| 252 | J | F | M | A | M | J | J | A | S | O | N | D | ANNEE/YEAR/JAHR |
|---|---|---|---|---|---|---|---|---|---|---|---|---|---|
| | | | | | | | 1000 STUECK/HEADS/TETES | | | | | | |
| ITALIA | | | | | | | | | | | | | |
| 1976 | - | - | 5.00 | 4.00 | - | - | - | - | - | 20.6 | 20.6 | - | 50.2 |
| 1977 | - | - | - | - | - | - | - | - | - | - | - | - | - |
| 1978 | : | : | | | | | | | | | | | |
| % 77/76 | - | - | -100.0 | -100.0 | - | - | - | - | - | -100.0 | -100.0 | - | -100.0 |
| % 78/77 | : | : | | | | | | | | | | | |
| NEDERLAND | | | | | | | | | | | | | |
| 1976 | - | 3.00 | - | - | 11.0 | - | 5.00 | 11.0 | 10.0 | - | 3.00 | 11.0 | 54.0 |
| 1977 | 9.00 | - | 18.0 | - | 10.0 | 4.00 | 17.0 | - | 9.00 | - | 20.0 | - | 87.0 |
| 1978 | 15.0 | : | | | | | | | | | | | |
| % 77/76 | - | -100.0 | - | - | -9.1 | - | 240.0 | -100.0 | -10.0 | - | 566.7 | -100.0 | 61.1 |
| % 78/77 | 66.7 | : | | | | | | | | | | | |
| BELGIQUE/BELGIE | | | | | | | | | | | | | |
| 1976 | - | - | - | - | - | - | - | - | - | - | - | - | - |
| 1977 | - | - | 15.0 | 2.00 | - | - | 9.00 | 3.00 | - | - | - | - | 29.0 |
| 1978 | - | : | | | | | | | | | | | |
| % 77/76 | - | - | - | - | - | - | - | - | - | - | - | - | - |
| % 78/77 | - | : | | | | | | | | | | | |
| LUXEMBOURG | | | | | | | | | | | | | |
| 1976 | - | - | - | - | - | - | - | - | - | - | - | - | - |
| 1977 | - | - | - | - | - | - | - | - | - | - | - | - | - |
| 1978 | - | : | | | | | | | | | | | |
| % 77/76 | - | - | - | - | - | - | - | - | - | - | - | - | - |
| % 78/77 | - | : | | | | | | | | | | | |
| UNITED KINGDOM | | | | | | | | | | | | | |
| 1976 | - | - | - | - | - | - | - | - | - | - | - | - | - |
| 1977 | - | - | - | - | - | - | - | - | - | - | - | - | - |
| 1978 | - | : | | | | | | | | | | | |
| % 77/76 | - | - | - | - | - | - | - | - | - | - | - | - | - |
| % 78/77 | - | : | | | | | | | | | | | |
| IRELAND | | | | | | | | | | | | | |
| 1976 | - | - | - | 7.10 | - | - | - | - | - | - | - | - | 7.10 |
| 1977 | 10.2 | - | - | - | - | - | - | - | - | 7.50 | - | - | 17.7 |
| 1978 | - | - | | | | | | | | | | | |
| % 77/76 | - | - | - | -100.0 | - | - | - | - | - | - | - | - | 149.3 |
| % 78/77 | -100.0 | - | | | | | | | | | | | |
| DANMARK | | | | | | | | | | | | | |
| 1976 | 7.01 | - | - | - | 11.1 | - | 7.01 | - | - | - | 11.5 | - | 36.7 |
| 1977 | 16.3 | - | - | - | 11.5 | - | 16.3 | 16.5 | 11.5 | - | 11.5 | - | 83.6 |
| 1978 | 7.13 | : | | | | | | | | | | | |
| % 77/76 | 132.8 | - | - | - | 3.1 | - | 132.8 | - | - | - | - | - | 128.0 |
| % 78/77 | -56.3 | : | | | | | | | | | | | |

EINFUHR ALS DRITTLAENDER
HUEHNERKUEKEN DER LEGERASSEN
GEBRAUCHSKUEKEN

IMPORTS FROM THIRD COUNTRIES
LAYING STOCK
FEMALES FOR LAYING

IMPORTATIONS PAYS TIERS
POULETTES DE RACE PONTE
(UTILISATION)

1000 STUECK/HEADS/TETES

| 172 | J | F | M | A | M | J | J | A | S | O | N | D | ANNEE/YEAR/JAHR |
|---|---|---|---|---|---|---|---|---|---|---|---|---|---|
| **EUR-9** | | | | | | | | | | | | | |
| 1976 | 13.0 | - | - | 9.00 | 22.1 | 13.0 | 12.9 | - | 13.0 | 18.8 | 8.00 | 53.0 | 162.9 |
| 1977 | 6.00 | - | - | - | 3.00 | 40.6 | - | 9.00 | - | 8.00 | 11.7 | 31.0 | 109.3 |
| 1978 | : | : | | | | | | | | | | | |
| % 77/76 | -53.8 | - | - | -100.0 | -86.4 | 212.0 | -100.0 | - | -100.0 | -57.5 | 46.6 | -41.5 | -32.9 |
| % 78/77 | : | : | | | | | | | | | | | |
| **EUR-9 CUMUL** | | | | | | | | | | | | | |
| 1976 | 13.0 | 13.0 | 13.0 | 22.0 | 44.1 | 57.1 | 70.0 | 70.0 | 83.0 | 101.9 | 109.9 | 162.9 | 162.9 |
| 1977 | 6.00 | 6.00 | 6.00 | 6.00 | 9.00 | 49.6 | 49.6 | 58.6 | 58.6 | 66.6 | 78.3 | 109.3 | 109.3 |
| 1978 | : | : | | | | | | | | | | | |
| % 77/76 | -53.8 | -53.8 | -53.8 | -72.7 | -79.6 | -13.2 | -29.3 | -16.4 | -29.5 | -34.7 | -28.8 | -32.9 | -32.9 |
| % 78/77 | : | : | | | | | | | | | | | |
| **EUR-6** | | | | | | | | | | | | | |
| 1976 | - | - | - | - | - | - | - | - | - | - | - | - | - |
| 1977 | - | - | - | - | - | 12.4 | - | - | - | - | - | - | 12.4 |
| 1978 | : | : | | | | | | | | | | | |
| % 77/76 | - | - | - | - | - | - | - | - | - | - | - | - | - |
| % 78/77 | : | : | | | | | | | | | | | |
| **EUR-6 CUMUL** | | | | | | | | | | | | | |
| 1976 | - | - | - | - | - | - | - | - | - | - | - | - | - |
| 1977 | - | - | - | - | - | 12.4 | 12.4 | 12.4 | 12.4 | 12.4 | 12.4 | 12.4 | 12.4 |
| 1978 | : | : | | | | | | | | | | | |
| % 77/76 | - | - | - | - | - | - | - | - | - | - | - | - | - |
| % 78/77 | : | : | | | | | | | | | | | |
| **DEUTSCHLAND** | | | | | | | | | | | | | |
| 1976 | - | - | - | - | - | - | - | - | - | - | - | - | - |
| 1977 | - | - | - | - | - | - | - | - | - | - | - | - | - |
| 1978 | : | : | | | | | | | | | | | |
| % 77/76 | - | - | - | - | - | - | - | - | - | - | - | - | - |
| % 78/77 | : | : | | | | | | | | | | | |
| **FRANCE** | | | | | | | | | | | | | |
| 1976 | - | - | - | - | - | - | - | - | - | - | - | - | - |
| 1977 | - | - | - | - | - | - | - | - | - | - | - | - | - |
| 1978 | - | : | | | | | | | | | | | |
| % 77/76 | - | - | - | - | - | - | - | - | - | - | - | - | - |
| % 78/77 | - | : | | | | | | | | | | | |

EINFUHR AUS DRITTLAENDER
HUEHNERKUEKEN DER LEGERASSEN
GEBRAUCHSKUEKEN

IMPORTS FROM THIRD COUNTRIES
LAYING STOCK
FEMALES FOR LAYING

IMPORTATIONS PAYS TIERS
POULETTES DE RACE PONTE
(UTILISATION)

| 172 | J | F | M | A | M | J | J | A | S | O | N | D | ANNEE/YEAR/JAHR |
|---|---|---|---|---|---|---|---|---|---|---|---|---|---|
| | | | | | | 1000 STUECK/HEADS/TETES | | | | | | | |
| ITALIA | | | | | | | | | | | | | |
| 1976 | - | - | - | - | - | - | - | - | - | - | - | - | - |
| 1977 | - | - | - | - | - | 12.4 | - | - | - | - | - | - | 12.4 |
| 1978 | : | : | | | | | | | | | | | |
| % 77/76 | - | - | - | - | - | - | - | - | - | - | - | - | - |
| % 78/77 | : | : | | | | | | | | | | | |
| NEDERLAND | | | | | | | | | | | | | |
| 1976 | - | - | - | - | - | - | - | - | - | - | - | - | - |
| 1977 | - | - | - | - | - | - | - | - | - | - | - | - | - |
| 1978 | - | : | | | | | | | | | | | |
| % 77/76 | - | - | - | - | - | - | - | - | - | - | - | - | - |
| % 78/77 | - | : | | | | | | | | | | | |
| BELGIQUE/BELGIE | | | | | | | | | | | | | |
| 1976 | - | - | - | - | - | - | - | - | - | - | - | - | - |
| 1977 | - | - | - | - | - | - | - | - | - | - | - | - | - |
| 1978 | - | : | | | | | | | | | | | |
| % 77/76 | - | - | - | - | - | - | - | - | - | - | - | - | - |
| % 78/77 | - | : | | | | | | | | | | | |
| LUXEMBOURG | | | | | | | | | | | | | |
| 1976 | - | - | - | - | - | - | - | - | - | - | - | - | - |
| 1977 | - | - | - | - | - | - | - | - | - | - | - | - | - |
| 1978 | - | : | | | | | | | | | | | |
| % 77/76 | - | - | - | - | - | - | - | - | - | - | - | - | - |
| % 78/77 | - | : | | | | | | | | | | | |
| UNITED KINGDOM | | | | | | | | | | | | | |
| 1976 | 13.0 | - | - | 9.00 | 5.00 | 13.0 | 8.00 | - | 13.0 | 11.0 | 8.00 | 53.0 | 133.0 |
| 1977 | 6.00 | - | - | - | 3.00 | 21.0 | - | 9.00 | - | 8.00 | 5.00 | 31.0 | 83.0 |
| 1978 | - | : | | | | | | | | | | | |
| % 77/76 | -53.8 | - | - | -100.0 | -40.0 | 61.5 | -100.0 | - | -100.0 | -27.3 | -37.5 | -41.5 | -37.6 |
| % 78/77 | -100.0 | : | | | | | | | | | | | |
| IRELAND | | | | | | | | | | | | | |
| 1976 | - | - | - | - | - | - | - | - | - | - | - | - | - |
| 1977 | - | - | - | - | - | - | - | - | - | - | - | - | - |
| 1978 | - | : | | | | | | | | | | | |
| % 77/76 | - | - | - | - | - | - | - | - | - | - | - | - | - |
| % 78/77 | - | : | | | | | | | | | | | |
| DANMARK | | | | | | | | | | | | | |
| 1976 | - | - | - | - | 17.1 | - | 4.95 | - | - | 7.84 | - | - | 29.9 |
| 1977 | - | - | - | - | - | 7.15 | - | - | - | - | 6.73 | - | 13.9 |
| 1978 | - | : | | | | | | | | | | | |
| % 77/76 | - | - | - | - | -100.0 | - | -100.0 | - | - | -100.0 | - | - | -53.5 |
| % 78/77 | - | : | | | | | | | | | | | |

EINFUHR AUS DRITTLAENDER
HUEHNERKUEKEN DER MASTRASSEN
GEBRAUCHSKUEKEN

IMPORTS FROM THIRD COUNTRIES
MEAT STOCK
CHICKS FOR FATTENING

IMPORTATIONS PAYS TIERS
POUSSINS DE RACE CHAIR
(UTILISATION)

1000 STUECK/HEADS/TETES

| 282 | J | F | M | A | M | J | J | A | S | O | N | D | ANNEE/YEAR/JAHR |
|---|---|---|---|---|---|---|---|---|---|---|---|---|---|
| **EUR-9** | | | | | | | | | | | | | |
| 1976 | - | - | - | - | - | - | - | - | - | - | - | 7.26 | 7.26 |
| 1977 | - | - | - | - | - | - | - | - | - | - | - | - | - |
| 1978 | : | : | | | | | | | | | | | |
| % 77/76 | - | - | - | - | - | - | - | - | - | - | - | -100.0 | -100.0 |
| % 78/77 | : | : | | | | | | | | | | | |
| **EUR-9 CUMUL** | | | | | | | | | | | | | |
| 1976 | - | - | - | - | - | - | - | - | - | - | - | 7.26 | 7.26 |
| 1977 | - | - | - | - | - | - | - | - | - | - | - | - | - |
| 1978 | : | : | | | | | | | | | | | |
| % 77/76 | - | - | - | - | - | - | - | - | - | - | - | -100.0 | -100.0 |
| % 78/77 | : | : | | | | | | | | | | | |
| **EUR-6** | | | | | | | | | | | | | |
| 1976 | - | - | - | - | - | - | - | - | - | - | - | - | - |
| 1977 | - | - | - | - | - | - | - | - | - | - | - | - | - |
| 1978 | : | : | | | | | | | | | | | |
| % 77/76 | - | - | - | - | - | - | - | - | - | - | - | - | - |
| % 78/77 | : | : | | | | | | | | | | | |
| **EUR-6 CUMUL** | | | | | | | | | | | | | |
| 1976 | - | - | - | - | - | - | - | - | - | - | - | - | - |
| 1977 | - | - | - | - | - | - | - | - | - | - | - | - | - |
| 1978 | : | : | | | | | | | | | | | |
| % 77/76 | - | - | - | - | - | - | - | - | - | - | - | - | - |
| % 78/77 | : | : | | | | | | | | | | | |
| **DEUTSCHLAND** | | | | | | | | | | | | | |
| 1976 | - | - | - | - | - | - | - | - | - | - | - | - | - |
| 1977 | - | - | - | - | - | - | - | - | - | - | - | - | - |
| 1978 | : | : | | | | | | | | | | | |
| % 77/76 | - | - | - | - | - | - | - | - | - | - | - | - | - |
| % 78/77 | : | : | | | | | | | | | | | |
| **FRANCE** | | | | | | | | | | | | | |
| 1976 | - | - | - | - | - | - | - | | - | - | - | - | - |
| 1977 | - | - | - | - | - | - | - | - | - | - | - | - | - |
| 1978 | - | : | | | | | | | | | | | |
| % 77/76 | - | - | - | - | - | - | - | - | - | - | - | - | - |
| % 78/77 | - | : | | | | | | | | | | | |

EINFUHR AUS DRITTLAENDER
HUEHNERKUEKEN DER MASTRASSEN
GEBRAUCHSKUEKEN

IMPORTS FROM THIRD COUNTRIES
MEAT STOCK
CHICKS FOR FATTENING

IMPORTATIONS PAYS TIERS
POUSSINS DE RACE CHAIR
(UTILISATION)

1000 STUECK/HEADS/TETES

| 282 | J | F | M | A | M | J | J | A | S | O | N | D | ANNEE/YEAR/JAHR |
|---|---|---|---|---|---|---|---|---|---|---|---|---|---|
| **ITALIA** | | | | | | | | | | | | | |
| 1976 | - | - | - | - | - | - | - | - | - | - | - | - | - |
| 1977 | - | - | - | - | - | - | - | - | - | - | - | - | - |
| 1978 | : | : | | | | | | | | | | | |
| % 77/76 | - | - | - | - | - | - | - | - | - | - | - | - | - |
| % 78/77 | : | : | | | | | | | | | | | |
| **NEDERLAND** | | | | | | | | | | | | | |
| 1976 | - | - | - | - | - | - | - | - | - | - | - | - | - |
| 1977 | - | - | - | - | - | - | - | - | - | - | - | - | - |
| 1978 | - | : | | | | | | | | | | | |
| % 77/76 | - | - | - | - | - | - | - | - | - | - | - | - | - |
| % 78/77 | - | : | | | | | | | | | | | |
| **BELGIQUE/BELGIE** | | | | | | | | | | | | | |
| 1976 | - | - | - | - | - | - | - | - | - | - | - | - | - |
| 1977 | - | - | - | - | - | - | - | - | - | - | - | - | - |
| 1978 | - | : | | | | | | | | | | | |
| % 77/76 | - | - | - | - | - | - | - | - | - | - | - | - | - |
| % 78/77 | - | : | | | | | | | | | | | |
| **LUXEMBOURG** | | | | | | | | | | | | | |
| 1976 | - | - | - | - | - | - | - | - | - | - | - | - | - |
| 1977 | - | - | - | - | - | - | - | - | - | - | - | - | - |
| 1978 | - | : | | | | | | | | | | | |
| % 77/76 | - | - | - | - | - | - | - | - | - | - | - | - | - |
| % 78/77 | - | : | | | | | | | | | | | |
| **UNITED KINGDOM** | | | | | | | | | | | | | |
| 1976 | - | - | - | - | - | - | - | - | - | - | - | - | - |
| 1977 | - | - | - | - | - | - | - | - | - | - | - | - | - |
| 1978 | - | : | | | | | | | | | | | |
| % 77/76 | - | - | - | - | - | - | - | - | - | - | - | - | - |
| % 78/77 | - | : | | | | | | | | | | | |
| **IRELAND** | | | | | | | | | | | | | |
| 1976 | - | - | - | - | - | - | - | - | - | - | - | - | - |
| 1977 | - | - | - | - | - | - | - | - | - | - | - | - | - |
| 1978 | - | : | | | | | | | | | | | |
| % 77/76 | - | - | - | - | - | - | - | - | - | - | - | - | - |
| % 78/77 | - | : | | | | | | | | | | | |
| **DANMARK** | | | | | | | | | | | | | |
| 1976 | - | - | - | - | - | - | - | - | - | - | - | 7.26 | 7.26 |
| 1977 | - | - | - | - | - | - | - | - | - | - | - | - | - |
| 1978 | - | : | | | | | | | | | | | |
| % 77/76 | - | - | - | - | - | - | - | - | - | - | - | -100.0 | -100.0 |
| % 78/77 | - | : | | | | | | | | | | | |

AUSFUHR NACH DRITTLAENDER
HUEHNERKUEKEN DER LEGERASSEN
WEIBLICHE ZUCHT- UND VERMEHRUNGSKUEKEN

EXPORTS TO THIRD COUNTRIES
LAYING STOCK
GRANDPARENT AND PARENT FEMALES

EXPORTATIONS PAYS TIERS
POULETTES DE RACE PONTE
(SELECTION ET MULTIPLICATION)

1000 STUECK/HEADS/TETES

| 153 | J | F | M | A | M | J | J | A | S | O | N | D | ANNEE/YEAR/JAHR |
|---|---|---|---|---|---|---|---|---|---|---|---|---|---|
| **EUR-9** | | | | | | | | | | | | | |
| 1976 | 41.1 | 66.9 | 131.7 | 51.1 | 83.8 | 103.9 | 77.7 | 199.8 | 26.9 | 51.8 | 152.8 | 34.4 | 1021.9 |
| 1977 | 52.4 | 82.5 | 151.4 | 52.7 | 73.8 | 124.9 | 124.4 | 110.9 | 29.3 | 196.8 | 74.1 | 29.5 | 1102.8 |
| 1978 | : | : | | | | | | | | | | | |
| % 77/76 | 27.5 | 23.4 | 15.0 | 3.1 | -11.9 | 20.2 | 60.1 | -44.5 | 9.1 | 279.9 | -51.5 | -14.2 | 7.9 |
| % 78/77 | : | : | | | | | | | | | | | |
| **EUR-9 CUMUL** | | | | | | | | | | | | | |
| 1976 | 41.1 | 108.0 | 239.7 | 290.8 | 374.6 | 478.5 | 556.2 | 756.0 | 782.9 | 834.7 | 987.5 | 1021.9 | 1021.9 |
| 1977 | 52.4 | 134.9 | 286.4 | 339.1 | 412.9 | 537.8 | 662.2 | 773.1 | 802.4 | 999.2 | 1073.3 | 1102.8 | 1102.8 |
| 1978 | : | : | | | | | | | | | | | |
| % 77/76 | 27.5 | 24.9 | 19.5 | 16.6 | 10.2 | 12.4 | 19.1 | 2.3 | 2.5 | 19.7 | 8.7 | 7.9 | 7.9 |
| % 78/77 | : | : | | | | | | | | | | | |
| **EUR-6** | | | | | | | | | | | | | |
| 1976 | 41.1 | 66.9 | 131.7 | 48.8 | 83.1 | 101.5 | 77.1 | 199.8 | 25.9 | 51.8 | 152.8 | 32.4 | 1012.9 |
| 1977 | 35.5 | 73.4 | 140.6 | 52.3 | 69.8 | 114.6 | 124.4 | 105.3 | 29.3 | 196.8 | 74.1 | 29.5 | 1045.6 |
| 1978 | : | : | | | | | | | | | | | |
| % 77/76 | -13.6 | 9.7 | 6.8 | 7.2 | -16.0 | 12.9 | 61.3 | -47.3 | 13.1 | 279.9 | -51.5 | -9.0 | 3.2 |
| % 78/77 | : | : | | | | | | | | | | | |
| **EUR-6 CUMUL** | | | | | | | | | | | | | |
| 1976 | 41.1 | 108.0 | 239.7 | 288.5 | 371.6 | 473.1 | 550.2 | 750.0 | 775.9 | 827.7 | 980.5 | 1012.9 | 1012.9 |
| 1977 | 35.5 | 108.9 | 249.5 | 301.8 | 371.6 | 486.2 | 610.6 | 715.9 | 745.2 | 942.0 | 1016.1 | 1045.6 | 1045.6 |
| 1978 | : | : | | | | | | | | | | | |
| % 77/76 | -13.6 | 0.8 | 4.1 | 4.6 | - | 2.8 | 11.0 | -4.5 | -4.0 | 13.8 | 3.6 | 3.2 | 3.2 |
| % 78/77 | : | : | | | | | | | | | | | |
| **DEUTSCHLAND** | | | | | | | | | | | | | |
| 1976 | 6.10 | 24.9 | 59.7 | 24.8 | 22.1 | 65.5 | 52.1 | 185.8 | 5.90 | 21.8 | 142.8 | 20.4 | 631.9 |
| 1977 | 7.50 | 53.4 | 55.6 | 21.3 | 58.8 | 84.6 | 32.4 | 15.3 | 17.3 | 164.8 | 4.10 | 7.50 | 522.6 |
| 1978 | : | : | | | | | | | | | | | |
| % 77/76 | 23.0 | 114.5 | -6.9 | -14.1 | 166.1 | 29.2 | -37.8 | -91.8 | 193.2 | 656.0 | -97.1 | -63.2 | -17.3 |
| % 78/77 | : | : | | | | | | | | | | | |
| **FRANCE** | | | | | | | | | | | | | |
| 1976 | - | - | - | - | - | - | - | - | - | - | - | - | |
| 1977 | - | - | - | - | - | - | - | - | - | - | - | - | |
| 1978 | - | : | | | | | | | | | | | |
| % 77/76 | - | - | - | - | - | - | - | - | - | - | - | - | |
| % 78/77 | - | : | | | | | | | | | | | |

AUSFUHR NACH DRITTLAENDER
HUEHNERKUEKEN DER LEGERASSEN
WEIBLICHE ZUCHT- UND VERMEHRUNGSKUEKEN

EXPORTS TO THIRD COUNTRIES
LAYING STOCK
GRANDPARENT AND PARENT FEMALES

EXPORTATIONS PAYS TIERS
POULETTES DE RACE PONTE
(SELECTION ET MULTIPLICATION)

1000 STUECK/HEADS/TETES

| 153 | J | F | M | A | M | J | J | A | S | O | N | D | ANNEE/YEAR/JAHR |
|---|---|---|---|---|---|---|---|---|---|---|---|---|---|
| **ITALIA** | | | | | | | | | | | | | |
| 1976 | - | - | - | - | - | - | - | - | - | - | - | - | - |
| 1977 | - | 5.00 | - | - | - | - | - | - | - | - | - | - | 5.00 |
| 1978 | : | : | | | | | | | | | | | |
| % 77/76 | - | - | - | - | - | - | - | - | - | - | - | - | - |
| % 78/77 | : | : | | | | | | | | | | | |
| **NEDERLAND** | | | | | | | | | | | | | |
| 1976 | 35.0 | 42.0 | 72.0 | 24.0 | 61.0 | 35.0 | 25.0 | 14.0 | 20.0 | 30.0 | 10.0 | 12.0 | 380.0 |
| 1977 | 28.0 | 15.0 | 85.0 | 29.0 | 11.0 | 30.0 | 90.0 | 90.0 | 12.0 | 32.0 | 70.0 | 22.0 | 514.0 |
| 1978 | - | : | | | | | | | | | | | |
| % 77/76 | -20.0 | -64.3 | 18.1 | 20.8 | -82.0 | -14.3 | 260.0 | 542.9 | -40.0 | 6.7 | 600.0 | 83.3 | 35.3 |
| % 78/77 | -100.0 | : | | | | | | | | | | | |
| **BELGIQUE/BELGIE** | | | | | | | | | | | | | |
| 1976 | - | - | - | - | - | 1.00 | - | - | - | - | - | - | 1.00 |
| 1977 | - | - | - | 2.00 | - | - | 2.00 | - | - | - | - | - | 4.00 |
| 1978 | - | : | | | | | | | | | | | |
| % 77/76 | - | - | - | - | - | -100.0 | - | - | - | - | - | - | 300.0 |
| % 78/77 | - | : | | | | | | | | | | | |
| **LUXEMBOURG** | | | | | | | | | | | | | |
| 1976 | - | - | - | - | - | - | - | - | - | - | - | - | - |
| 1977 | - | - | - | - | - | - | - | - | - | - | - | - | - |
| 1978 | - | : | | | | | | | | | | | |
| % 77/76 | - | - | - | - | - | - | - | - | - | - | - | - | - |
| % 78/77 | - | : | | | | | | | | | | | |
| **UNITED KINGDOM** | | | | | | | | | | | | | |
| 1976 | - | - | - | - | - | - | - | - | - | - | - | - | - |
| 1977 | - | - | - | - | - | - | - | - | - | - | - | - | - |
| 1978 | 15.0 | : | | | | | | | | | | | |
| % 77/76 | - | - | - | - | - | - | - | - | - | - | - | - | - |
| % 78/77 | - | : | | | | | | | | | | | |
| **IRELAND** | | | | | | | | | | | | | |
| 1976 | - | - | - | 2.30 | 0.70 | 2.40 | - | - | - | - | - | 2.00 | 7.40 |
| 1977 | - | - | 2.20 | 0.40 | 1.80 | 10.3 | - | - | - | - | - | - | 14.7 |
| 1978 | - | - | | | | | | | | | | | |
| % 77/76 | - | - | - | -82.6 | 157.1 | 329.2 | - | - | - | - | - | -100.0 | 98.6 |
| % 78/77 | - | - | | | | | | | | | | | |
| **DANMARK** | | | | | | | | | | | | | |
| 1976 | - | - | - | - | - | - | 0.60 | - | 0.96 | - | - | - | 1.56 |
| 1977 | 16.9 | 9.13 | 8.65 | - | 2.20 | - | - | 5.60 | - | - | - | - | 42.5 |
| 1978 | - | : | | | | | | | | | | | |
| % 77/76 | - | - | - | - | - | - | -100.0 | - | -100.0 | - | - | - | 2622.3 |
| % 78/77 | -100.0 | : | | | | | | | | | | | |

AUSFUHR NACH DRITTLAENDER
HUEHNERKUEKEN DER MASTRASSEN
WEIBLICHE ZUCHT- UND VERMEHRUNGSKUEKEN

EXPORTS TO THIRD COUNTRIES
MEAT STOCK
GRANDPARENT AND PARENT FEMALES

EXPORTATIONS PAYS TIERS
POULETTES DE RACE CHAIR
(SELECTION ET MULTIPLICATION)

1000 STUECK/HEADS/TETES

| 253 | J | F | M | A | M | J | J | A | S | O | N | D | ANNEE/YEAR/JAHR |
|---|---|---|---|---|---|---|---|---|---|---|---|---|---|
| EUR-9 | | | | | | | | | | | | | |
| 1976 | 265.0 | 410.8 | 96.0 | 483.2 | 513.0 | 537.5 | 513.6 | 483.9 | 467.8 | 279.8 | 394.6 | 341.9 | 4787.1 |
| 1977 | 240.7 | 362.2 | 652.0 | 334.3 | 414.9 | 464.9 | 545.4 | 557.9 | 412.8 | 335.9 | 441.6 | 516.7 | 5279.3 |
| 1978 | : | : | | | | | | | | | | | |
| % 77/76 | -9.2 | -11.8 | 579.2 | -30.8 | -19.1 | -13.5 | 6.2 | 15.3 | -11.8 | 20.0 | 11.9 | 51.1 | 10.3 |
| % 78/77 | : | : | | | | | | | | | | | |
| EUR-9 CUMUL | | | | | | | | | | | | | |
| 1976 | 265.0 | 675.8 | 771.8 | 1255.0 | 1768.0 | 2305.5 | 2819.1 | 3303.0 | 3770.8 | 4050.6 | 4445.2 | 4787.1 | 4787.1 |
| 1977 | 240.7 | 602.9 | 1254.9 | 1589.2 | 2004.1 | 2469.0 | 3014.4 | 3572.3 | 3985.1 | 4321.0 | 4762.6 | 5279.3 | 5279.3 |
| 1978 | : | : | | | | | | | | | | | |
| % 77/76 | -9.2 | -10.8 | 62.6 | 26.6 | 13.4 | 7.1 | 6.9 | 8.2 | 5.7 | 6.7 | 7.1 | 10.3 | 10.3 |
| % 78/77 | : | : | | | | | | | | | | | |
| EUR-6 | | | | | | | | | | | | | |
| 1976 | 256.4 | 408.6 | 89.0 | 476.3 | 488.1 | 537.5 | 513.6 | 483.9 | 449.7 | 273.2 | 388.6 | 337.7 | 4702.6 |
| 1977 | 229.7 | 347.7 | 636.4 | 334.3 | 411.2 | 461.4 | 545.4 | 551.4 | 410.2 | 330.6 | 425.7 | 516.7 | 5200.7 |
| 1978 | : | : | | | | | | | | | | | |
| % 77/76 | -10.4 | -14.9 | 615.1 | -29.8 | -15.8 | -14.2 | 6.2 | 13.9 | -8.8 | 21.0 | 9.5 | 53.0 | 10.6 |
| % 78/77 | : | : | | | | | | | | | | | |
| EUR-6 CUMUL | | | | | | | | | | | | | |
| 1976 | 256.4 | 665.0 | 754.0 | 1230.3 | 1718.4 | 2255.9 | 2769.5 | 3253.4 | 3703.1 | 3976.3 | 4364.9 | 4702.6 | 4702.6 |
| 1977 | 229.7 | 577.4 | 1213.8 | 1548.1 | 1959.3 | 2420.7 | 2966.1 | 3517.5 | 3927.7 | 4258.3 | 4684.0 | 5200.7 | 5200.7 |
| 1978 | : | : | | | | | | | | | | | |
| % 77/76 | -10.4 | -13.2 | 61.0 | 25.8 | 14.0 | 7.3 | 7.1 | 8.1 | 6.1 | 7.1 | 7.3 | 10.6 | 10.6 |
| % 78/77 | : | : | | | | | | | | | | | |
| DEUTSCHLAND | | | | | | | | | | | | | |
| 1976 | 88.2 | 87.4 | 80.0 | 161.3 | 145.9 | 112.3 | 88.4 | 181.9 | 116.3 | 173.2 | 134.4 | 167.5 | 1536.8 |
| 1977 | 48.8 | 113.8 | 181.4 | 87.8 | 104.3 | 162.2 | 163.4 | 129.0 | 223.5 | 120.4 | 186.4 | 196.8 | 1717.8 |
| 1978 | : | : | | | | | | | | | | | |
| % 77/76 | -44.7 | 30.2 | 126.7 | -45.6 | -28.5 | 44.4 | 84.8 | -29.1 | 92.2 | -30.5 | 38.7 | 17.5 | 11.8 |
| % 78/77 | : | : | | | | | | | | | | | |
| FRANCE | | | | | | | | | | | | | |
| 1976 | - | - | - | - | - | - | - | - | - | - | - | - | - |
| 1977 | - | - | - | - | - | - | - | - | - | - | - | - | - |
| 1978 | - | : | | | | | | | | | | | |
| % 77/76 | - | - | - | - | - | - | - | - | - | - | - | - | - |
| % 78/77 | - | : | | | | | | | | | | | |

AUSFUHR NACH DRITTLAENDER
HUEHNERKUEKEN DER MASTRASSEN
WEIBLICHE ZUCHT- UND VERMEHRUNGSKUEKEN

EXPORTS TO THIRD COUNTRIES
MEAT STOCK
GRANDPARENT AND PARENT FEMALES

EXPORTATIONS PAYS TIERS
POULETTES DE RACE CHAIR
(SELECTION ET MULTIPLICATION)

1000 STUECK/HEADS/TETES

| 253 | J | F | M | A | M | J | J | A | S | O | N | D | ANNEE/YEAR/JAHR |
|---|---|---|---|---|---|---|---|---|---|---|---|---|---|
| **ITALIA** | | | | | | | | | | | | | |
| 1976 | 38.2 | 38.2 | - | - | 22.2 | 26.2 | 38.2 | - | 32.4 | - | 41.2 | 6.20 | 242.8 |
| 1977 | 10.9 | 28.9 | 28.0 | 57.5 | 59.9 | 58.2 | 60.0 | 57.4 | 26.7 | 16.2 | 47.3 | 43.9 | 494.9 |
| 1978 | : | : | | | | | | | | | | | |
| % 77/76 | -71.5 | -24.3 | - | - | 169.8 | 122.1 | 57.1 | - | -17.6 | - | 14.8 | 608.1 | 103.8 |
| % 78/77 | : | : | | | | | | | | | | | |
| **NEDERLAND** | | | | | | | | | | | | | |
| 1976 | 130.0 | 283.0 | - | 315.0 | 320.0 | 399.0 | 387.0 | 302.0 | 301.0 | 100.0 | 213.0 | 164.0 | 2914.0 |
| 1977 | 170.0 | 205.0 | 427.0 | 189.0 | 247.0 | 241.0 | 322.0 | 365.0 | 160.0 | 194.0 | 192.0 | 276.0 | 2988.0 |
| 1978 | 163.0 | : | | | | | | | | | | | |
| % 77/76 | 30.8 | -27.6 | - | -40.0 | -22.8 | -39.6 | -16.8 | 20.9 | -46.8 | 94.0 | -9.9 | 68.3 | 2.5 |
| % 78/77 | -4.1 | : | | | | | | | | | | | |
| **BELGIQUE/BELGIE** | | | | | | | | | | | | | |
| 1976 | - | - | 9.00 | - | - | - | - | - | - | - | - | - | 9.00 |
| 1977 | - | - | - | - | - | - | - | - | - | - | - | - | |
| 1978 | - | : | | | | | | | | | | | |
| % 77/76 | - | - | -100.0 | - | - | - | - | - | - | - | - | - | -100.0 |
| % 78/77 | - | : | | | | | | | | | | | |
| **LUXEMBOURG** | | | | | | | | | | | | | |
| 1976 | - | - | - | - | - | - | - | - | - | - | - | - | - |
| 1977 | - | - | - | - | - | - | - | - | - | - | - | - | - |
| 1978 | - | : | | | | | | | | | | | |
| % 77/76 | - | - | - | - | - | - | - | - | - | - | - | - | - |
| % 78/77 | - | : | | | | | | | | | | | |
| **UNITED KINGDOM** | | | | | | | | | | | | | |
| 1976 | - | - | - | - | - | - | - | - | - | - | - | - | - |
| 1977 | - | - | - | - | - | - | - | - | - | - | - | - | - |
| 1978 | 43.0 | : | | | | | | | | | | | |
| % 77/76 | - | - | - | - | - | - | - | - | - | - | - | - | - |
| % 78/77 | - | : | | | | | | | | | | | |
| **IRELAND** | | | | | | | | | | | | | |
| 1976 | 8.60 | 2.20 | 5.50 | 6.90 | 24.9 | - | - | - | 18.1 | 6.60 | 6.00 | 4.20 | 83.0 |
| 1977 | 11.0 | 14.5 | 15.6 | - | 3.70 | 3.50 | - | 4.00 | 2.60 | 5.30 | 15.9 | - | 76.1 |
| 1978 | - | 4.20 | | | | | | | | | | | |
| % 77/76 | 27.9 | 559.1 | 183.6 | -100.0 | -85.1 | - | - | - | -85.6 | -19.7 | 165.0 | -100.0 | -8.3 |
| % 78/77 | -100.0 | -71.0 | | | | | | | | | | | |
| **DANMARK** | | | | | | | | | | | | | |
| 1976 | - | - | 1.50 | - | - | - | - | - | - | - | - | - | 1.50 |
| 1977 | - | - | - | - | - | - | - | 2.53 | - | - | - | - | 2.53 |
| 1978 | - | : | | | | | | | | | | | |
| % 77/76 | - | - | -100.0 | - | - | - | - | - | - | - | - | - | 68.7 |
| % 78/77 | - | : | | | | | | | | | | | |

AUSFUHR NACH DRITTLAENDER
HUEHNERKUEKEN DER LEGERASSEN
GEBRAUCHSKUEKEN

EXPORTS TO THIRD COUNTRIES
LAYING STOCK
FEMALES FOR LAYING

EXPORTATIONS PAYS TIERS
POULETTES DE RACE PONTE
(UTILISATION)

1000 STUECK/HEADS/TETES

| 173 | J | F | M | A | M | J | J | A | S | O | N | D | ANNEE/YEAR/JAHR |
|---|---|---|---|---|---|---|---|---|---|---|---|---|---|
| **EUR-9** | | | | | | | | | | | | | |
| 1976 | 284.4 | 209.7 | 711.1 | 589.9 | 489.3 | 842.7 | 826.6 | 462.2 | 719.2 | 983.2 | 864.9 | 939.6 | 7922.8 |
| 1977 | 563.1 | 626.0 | 1179.8 | 1222.0 | 1336.9 | 1398.6 | 906.7 | 794.0 | 1009.2 | 731.8 | 1530.5 | 985.4 | 12284 |
| 1978 | : | : | | | | | | | | | | | |
| % 77/76 | 98.0 | 198.5 | 65.9 | 107.2 | 173.2 | 66.0 | 9.7 | 71.8 | 40.3 | -25.6 | 77.0 | 4.9 | 55.0 |
| % 78/77 | : | : | | | | | | | | | | | |
| **EUR-9 CUMUL** | | | | | | | | | | | | | |
| 1976 | 284.4 | 494.1 | 1205.2 | 1795.1 | 2284.4 | 3127.1 | 3953.7 | 4415.9 | 5135.1 | 6118.3 | 6983.2 | 7922.8 | 7922.8 |
| 1977 | 563.1 | 1189.1 | 2368.9 | 3590.9 | 4927.8 | 6326.4 | 7233.1 | 8027.1 | 9036.3 | 9768.1 | 11299 | 12284 | 12284 |
| 1978 | : | : | | | | | | | | | | | |
| % 77/76 | 98.0 | 140.7 | 96.6 | 100.0 | 115.7 | 102.3 | 82.9 | 81.8 | 76.0 | 59.7 | 61.8 | 55.0 | 55.0 |
| % 78/77 | : | : | | | | | | | | | | | |
| **EUR-6** | | | | | | | | | | | | | |
| 1976 | 158.4 | 90.1 | 281.6 | 249.9 | 116.3 | 575.2 | 407.6 | 125.2 | 467.2 | 474.5 | 501.9 | 528.6 | 3976.5 |
| 1977 | 345.2 | 346.0 | 717.8 | 818.0 | 700.9 | 988.6 | 539.7 | 263.0 | 529.2 | 474.8 | 1078.5 | 762.4 | 7564.1 |
| 1978 | : | : | | | | | | | | | | | |
| % 77/76 | 117.9 | 284.0 | 154.9 | 227.3 | 502.7 | 71.9 | 32.4 | 110.1 | 13.3 | 0.1 | 114.9 | 44.2 | 90.2 |
| % 78/77 | : | : | | | | | | | | | | | |
| **EUR-6 CUMUL** | | | | | | | | | | | | | |
| 1976 | 158.4 | 248.5 | 530.1 | 780.0 | 896.3 | 1471.5 | 1879.1 | 2004.3 | 2471.5 | 2946.0 | 3447.9 | 3976.5 | 3976.5 |
| 1977 | 345.2 | 691.2 | 1409.0 | 2227.0 | 2927.9 | 3916.5 | 4456.2 | 4719.2 | 5248.4 | 5723.2 | 6801.7 | 7564.1 | 7564.1 |
| 1978 | : | : | | | | | | | | | | | |
| % 77/76 | 117.9 | 178.1 | 165.8 | 185.5 | 226.7 | 166.2 | 137.1 | 135.5 | 112.4 | 94.3 | 97.3 | 90.2 | 90.2 |
| % 78/77 | : | : | | | | | | | | | | | |
| **DEUTSCHLAND** | | | | | | | | | | | | | |
| 1976 | 71.4 | 18.1 | 95.6 | 121.9 | 14.3 | 396.2 | 317.6 | 16.2 | 284.2 | 134.5 | 158.9 | 277.6 | 1906.5 |
| 1977 | 228.2 | 157.0 | 155.8 | 148.0 | 14.9 | 568.6 | 100.7 | 1.00 | 267.2 | 122.8 | 421.5 | 375.4 | 2561.1 |
| 1978 | : | : | | | | | | | | | | | |
| % 77/76 | 219.6 | 767.4 | 63.0 | 21.4 | 4.2 | 43.5 | -68.3 | -93.8 | -6.0 | -8.7 | 165.3 | 35.2 | 34.3 |
| % 78/77 | : | : | | | | | | | | | | | |
| **FRANCE** | | | | | | | | | | | | | |
| 1976 | - | - | - | - | - | - | - | | - | - | - | - | - |
| 1977 | - | - | - | - | - | - | - | - | - | - | - | - | - |
| 1978 | - | : | | | | | | | | | | | |
| % 77/76 | - | - | - | - | - | - | - | - | - | - | - | - | - |
| % 78/77 | - | : | | | | | | | | | | | |

AUSFUHR NACH DRITTLAENDER
HUEHNERKUEKEN DER LEGERASSEN
GEBRAUCHSKUEKEN

EXPORTS TO THIRD COUNTRIES
LAYING STOCK
FEMALES FOR LAYING

EXPORTATIONS PAYS TIERS
POULETTES DE RACE PONTE
(UTILISATION)

1000 STUECK/HEADS/TETES

| 173 | J | F | M | A | M | J | J | A | S | O | N | D | JAHR/YEAR/JAHR |
|---|---|---|---|---|---|---|---|---|---|---|---|---|---|
| **ITALIA** | | | | | | | | | | | | | |
| 1976 | - | - | - | - | - | - | - | - | - | - | - | - | - |
| 1977 | - | - | - | - | - | - | - | - | - | - | - | - | - |
| 1978 | - | : | | | | | | | | | | | |
| % 77/76 | - | - | - | - | - | - | - | - | - | - | - | - | - |
| % 78/77 | - | : | | | | | | | | | | | |
| **NEDERLAND** | | | | | | | | | | | | | |
| 1976 | 28.0 | 26.0 | 88.0 | 100.0 | 91.0 | 150.0 | 37.0 | 98.0 | 176.0 | 273.0 | 335.0 | 222.0 | 1624.0 |
| 1977 | 72.0 | 82.0 | 442.0 | 526.0 | 568.0 | 390.0 | 360.0 | 200.0 | 200.0 | 293.0 | 560.0 | 331.0 | 4024.0 |
| 1978 | 409.0 | : | | | | | | | | | | | |
| % 77/76 | 157.1 | 215.4 | 402.3 | 426.0 | 524.2 | 160.0 | 873.0 | 104.1 | 13.6 | 7.3 | 67.2 | 49.1 | 147.8 |
| % 78/77 | 468.1 | : | | | | | | | | | | | |
| **BELGIQUE/BELGIE** | | | | | | | | | | | | | |
| 1976 | 59.0 | 46.0 | 98.0 | 28.0 | 11.0 | 29.0 | 53.0 | 11.0 | 7.00 | 67.0 | 8.00 | 29.0 | 445.0 |
| 1977 | 45.0 | 107.0 | 120.0 | 144.0 | 118.0 | 30.0 | 79.0 | 62.0 | 62.0 | 59.0 | 97.0 | 56.0 | 979.0 |
| 1978 | 66.0 | : | | | | | | | | | | | |
| % 77/76 | -23.7 | 132.6 | 22.4 | 414.3 | 572.7 | 3.4 | 49.1 | 463.6 | 785.7 | -11.9 | 1112.5 | 93.1 | 119.5 |
| % 78/77 | 46.7 | : | | | | | | | | | | | |
| **LUXEMBOURG** | | | | | | | | | | | | | |
| 1976 | - | - | - | - | - | - | - | - | - | - | - | - | - |
| 1977 | - | - | - | - | - | - | - | - | - | - | - | - | - |
| 1978 | - | : | | | | | | | | | | | |
| % 77/76 | - | - | - | - | - | - | - | - | - | - | - | - | - |
| % 78/77 | - | : | | | | | | | | | | | |
| **UNITED KINGDOM** | | | | | | | | | | | | | |
| 1976 | 126.0 | 117.0 | 427.0 | 338.0 | 373.0 | 267.0 | 419.0 | 337.0 | 252.0 | 506.0 | 363.0 | 411.0 | 3936.0 |
| 1977 | 212.0 | 280.0 | 461.0 | 403.0 | 636.0 | 409.0 | 367.0 | 531.0 | 480.0 | 257.0 | 452.0 | 222.0 | 4710.0 |
| 1978 | 193.0 | : | | | | | | | | | | | |
| % 77/76 | 68.3 | 139.3 | 8.0 | 19.2 | 70.5 | 53.2 | -12.4 | 57.6 | 90.5 | -49.2 | 24.5 | -46.0 | 19.7 |
| % 78/77 | -9.0 | : | | | | | | | | | | | |
| **IRELAND** | | | | | | | | | | | | | |
| 1976 | - | - | - | - | - | 0.50 | - | - | - | - | - | - | 0.50 |
| 1977 | - | - | - | - | - | - | - | - | - | - | - | - | - |
| 1978 | - | - | | | | | | | | | | | |
| % 77/76 | - | - | - | - | - | -100.0 | - | - | - | - | - | - | -100.0 |
| % 78/77 | - | - | | | | | | | | | | | |
| **DANMARK** | | | | | | | | | | | | | |
| 1976 | - | 2.60 | 2.50 | 2.00 | - | - | - | - | - | 2.70 | - | - | 9.80 |
| 1977 | 5.90 | - | 1.00 | 1.00 | - | 1.00 | - | - | - | - | - | 1.00 | 9.90 |
| 1978 | - | : | | | | | | | | | | | |
| % 77/76 | - | -100.0 | -60.0 | -50.0 | - | - | - | - | - | -100.0 | - | - | 1.0 |
| % 78/77 | -100.0 | : | | | | | | | | | | | |

AUSFUHR NACH DRITTLAENDER
HUEHNERKUEKEN DER MASTRASSEN
GEBRAUCHSKUEKEN

EXPORTS TO THIRD COUNTRIES
MEAT STOCK
CHICKS FOR FATTENING

EXPORTATIONS PAYS TIERS
POUSSINS DE RACE CHAIR
(UTILISATION)

1000 STUECK/HEADS/TETES

| 283 | J | F | M | A | M | J | J | A | S | O | N | D | ANNEE/YEAR/JAHR |
|---|---|---|---|---|---|---|---|---|---|---|---|---|---|
| **EUR-9** | | | | | | | | | | | | | |
| 1976 | 1674.1 | 1544.4 | 251.9 | 2586.1 | 3227.1 | 4434.8 | 2434.7 | 2659.9 | 2485.2 | 3234.5 | 3620.6 | 3068.2 | 31221 |
| 1977 | 1463.2 | 2511.0 | 2742.7 | 2362.7 | 2168.5 | 3003.3 | 1465.5 | 2264.6 | 1771.0 | 2243.3 | 2182.9 | 1672.8 | 25851 |
| 1978 | : | : | | | | | | | | | | | |
| % 77/76 | -12.6 | 62.6 | 988.8 | -8.6 | -32.8 | -32.3 | -39.8 | -14.9 | -28.7 | -30.6 | -39.7 | -45.5 | -17.2 |
| % 78/77 | : | : | | | | | | | | | | | |
| **EUR-9 CUMUL** | | | | | | | | | | | | | |
| 1976 | 1674.1 | 3218.5 | 3470.4 | 6056.5 | 9283.6 | 13718 | 16153 | 18813 | 21298 | 24533 | 28153 | 31221 | 31221 |
| 1977 | 1463.2 | 3974.2 | 6716.9 | 9079.6 | 11248 | 14251 | 15717 | 17981 | 19752 | 21996 | 24179 | 25851 | 25851 |
| 1978 | : | : | | | | | | | | | | | |
| % 77/76 | -12.6 | 23.5 | 93.5 | 49.9 | 21.2 | 3.9 | -2.7 | -4.4 | -7.3 | -10.3 | -14.1 | -17.2 | -17.2 |
| % 78/77 | : | : | | | | | | | | | | | |
| **EUR-6** | | | | | | | | | | | | | |
| 1976 | 1671.6 | 1518.4 | 230.4 | 2557.1 | 3207.1 | 4401.8 | 2402.7 | 2599.8 | 2430.2 | 3138.5 | 3551.1 | 3051.2 | 30760 |
| 1977 | 1407.7 | 2458.0 | 2674.7 | 2314.7 | 2120.5 | 2939.3 | 1394.5 | 2187.6 | 1692.0 | 2195.3 | 2136.9 | 1632.4 | 25154 |
| 1978 | : | : | | | | | | | | | | | |
| % 77/76 | -15.8 | 61.9 | 1060.9 | -9.5 | -33.9 | -33.2 | -42.0 | -15.9 | -30.4 | -30.1 | -39.8 | -46.5 | -18.2 |
| % 78/77 | : | : | | | | | | | | | | | |
| **EUR-6 CUMUL** | | | | | | | | | | | | | |
| 1976 | 1671.6 | 3190.0 | 3420.4 | 5977.5 | 9184.6 | 13586 | 15989 | 18589 | 21019 | 24158 | 27709 | 30760 | 30760 |
| 1977 | 1407.7 | 3865.7 | 6540.4 | 8855.1 | 10976 | 13915 | 15309 | 17497 | 19189 | 21384 | 23521 | 25154 | 25154 |
| 1978 | : | : | | | | | | | | | | | |
| % 77/76 | -15.8 | 21.2 | 91.2 | 48.1 | 19.5 | 2.4 | -4.3 | -5.9 | -8.7 | -11.5 | -15.1 | -18.2 | -18.2 |
| % 78/77 | : | : | | | | | | | | | | | |
| **DEUTSCHLAND** | | | | | | | | | | | | | |
| 1976 | 93.6 | 13.4 | 94.4 | 233.1 | 100.1 | 329.8 | 108.7 | 1174.8 | 765.2 | 596.5 | 696.1 | 941.2 | 5145.9 |
| 1977 | 450.7 | 674.0 | 308.7 | 137.7 | 54.5 | 240.3 | 258.5 | 521.6 | 351.0 | 381.3 | 352.9 | 310.4 | 4041.6 |
| 1978 | : | : | | | | | | | | | | | |
| % 77/76 | 381.5 | 4929.8 | 227.0 | -40.9 | -45.6 | -27.1 | 137.8 | -55.6 | -54.1 | -36.1 | -49.3 | -67.0 | -21.5 |
| % 78/77 | : | : | | | | | | | | | | | |
| **FRANCE** | | | | | | | | | | | | | |
| 1976 | - | - | - | - | - | - | - | | - | - | - | - | - |
| 1977 | - | - | - | - | - | - | - | - | - | - | - | - | - |
| 1978 | - | : | | | | | | | | | | | |
| % 77/76 | - | - | - | - | - | - | - | - | - | - | - | - | - |
| % 78/77 | - | : | | | | | | | | | | | |

AUSFUHR NACH DRITTLAENDER
HUEHNERKUEKEN DER MASTRASSEN
GEBRAUCHSKUEKEN

EXPORTS TO THIRD COUNTRIES
MEAT STOCK
CHICKS FOR FATTENING

EXPORTATIONS PAYS TIERS
POUSSINS DE RACE CHAIR
(UTILISATION)

1000 STUECK/HEADS/TETES

| 283 | J | F | M | A | M | J | J | A | S | O | N | D | ANNEE/YEAR/JAHR |
|---|---|---|---|---|---|---|---|---|---|---|---|---|---|
| **ITALIA** | | | | | | | | | | | | | |
| 1976 | - | - | - | - | - | - | - | - | - | - | - | - | - |
| 1977 | - | - | - | - | - | - | - | - | - | - | - | - | - |
| 1978 | : | : | | | | | | | | | | | |
| % 77/76 | - | - | - | - | - | - | - | - | - | - | - | - | - |
| % 78/77 | : | : | | | | | | | | | | | |
| **NEDERLAND** | | | | | | | | | | | | | |
| 1976 | 1567.0 | 1372.0 | - | 2277.0 | 3075.0 | 3790.0 | 2133.0 | 1418.0 | 1660.0 | 2520.0 | 2680.0 | 2006.0 | 24498 |
| 1977 | 930.0 | 1770.0 | 2348.0 | 2153.0 | 2047.0 | 2671.0 | 1129.0 | 1647.0 | 1332.0 | 1794.0 | 1762.0 | 1284.0 | 20867 |
| 1978 | 972.0 | : | | | | | | | | | | | |
| % 77/76 | -40.7 | 29.0 | - | -5.4 | -33.4 | -29.5 | -47.1 | 16.1 | -19.8 | -28.8 | -34.3 | -36.0 | -14.8 |
| % 78/77 | 4.5 | : | | | | | | | | | | | |
| **BELGIQUE/BELGIE** | | | | | | | | | | | | | |
| 1976 | 11.0 | 133.0 | 136.0 | 47.0 | 32.0 | 282.0 | 161.0 | 7.00 | 5.00 | 22.0 | 175.0 | 104.0 | 1115.0 |
| 1977 | 27.0 | 14.0 | 18.0 | 24.0 | 19.0 | 28.0 | 7.00 | 19.0 | 9.00 | 20.0 | 22.0 | 38.0 | 245.0 |
| 1978 | 29.0 | : | | | | | | | | | | | |
| % 77/76 | 145.5 | -89.5 | -86.8 | -48.9 | -40.6 | -90.1 | -95.7 | 171.4 | 80.0 | -9.1 | -87.4 | -63.5 | -78.0 |
| % 78/77 | 7.4 | : | | | | | | | | | | | |
| **LUXEMBOURG** | | | | | | | | | | | | | |
| 1976 | - | - | - | - | - | - | - | - | - | - | - | - | - |
| 1977 | - | - | - | - | - | - | - | - | - | - | - | - | - |
| 1978 | - | : | | | | | | | | | | | |
| % 77/76 | - | - | - | - | - | - | - | - | - | - | - | - | - |
| % 78/77 | - | : | | | | | | | | | | | |
| **UNITED KINGDOM** | | | | | | | | | | | | | |
| 1976 | 1.00 | 26.0 | 18.0 | 29.0 | 20.0 | 33.0 | 32.0 | 59.0 | 53.0 | 90.0 | 68.0 | 17.0 | 446.0 |
| 1977 | 54.0 | 51.0 | 67.0 | 48.0 | 48.0 | 64.0 | 71.0 | 76.0 | 79.0 | 48.0 | 41.0 | 35.0 | 682.0 |
| 1978 | 28.0 | : | | | | | | | | | | | |
| % 77/76 | 5300.0 | 96.2 | 272.2 | 65.5 | 140.0 | 93.9 | 121.9 | 28.8 | 49.1 | -46.7 | -39.7 | 105.9 | 52.9 |
| % 78/77 | -48.1 | : | | | | | | | | | | | |
| **IRELAND** | | | | | | | | | | | | | |
| 1976 | - | - | - | - | - | - | - | - | - | - | - | - | - |
| 1977 | - | - | - | - | - | - | - | - | - | - | - | - | - |
| 1978 | - | - | | | | | | | | | | | |
| % 77/76 | - | - | - | - | - | - | - | - | - | - | - | - | - |
| % 78/77 | - | - | | | | | | | | | | | |
| **DANMARK** | | | | | | | | | | | | | |
| 1976 | 1.50 | - | 3.50 | - | - | - | - | 1.10 | 2.00 | 6.00 | 1.50 | - | 15.6 |
| 1977 | 1.50 | 2.00 | 1.00 | - | - | - | - | 1.00 | - | - | 5.00 | 5.40 | 15.9 |
| 1978 | - | : | | | | | | | | | | | |
| % 77/76 | - | - | -71.4 | - | - | - | - | -9.1 | -100.0 | -100.0 | 233.3 | - | 1.9 |
| % 78/77 | -100.0 | : | | | | | | | | | | | |

DEFINITIONER
DEFINITIONEN
DEFINITIONS
DEFINITIONS
DEFINIZIONI
DEFINITIES

## UDDRAF AF:

## RÅDETS FORORDNING Nr. 2782/75 af 29 oktober 1975

### om produktion og afsætning af rugeæg og kyllinger af fjerkræ

*Artikel 1*

I denne forordning forstås ved:

1. Rugeæg: æg af fjerkræ, henhørende under position 04.05 A I a) i den fælles toldtarif, beregnet til produktion af kyllinger, opdelt efter art, kategori og type, og mærket i overensstemmelse med denne forordning.

2. Kyllinger: levende fjerkræ, hvis vægt ikke overstiger 185 gram (position 01.05 A i den fælles toldtarif) af følgende kategorier:

   a) brugskyllinger: kyllinger af en af følgende typer:

      i) slagtekyllinger: kyllinger til opfedning, som slagtes før kønsmodningen;

      ii) læggekyllinger: kyllinger til opdræt med henblik på produktion af konsumæg;

      iii) kyllinger til blandet anvendelse: kyllinger bestemt til æglægning eller til slagtning;

   b) formeringskyllinger: kyllinger bestemt til produktion af brugskyllinger;

   c) avlskyllinger: kyllinger bestemt til produktion af formeringskyllinger.

3. Virksomhed: virksomhed eller del af en virksomhed inden for hver af følgende aktivitetsområder:

   a) avlsvirksomhed: virksomhed, hvis aktivitet består i produktion af rugeæg bestemt til produktion af avlskyllinger, formeringskyllinger eller brugskyllinger;

   b) formeringsvirksomhed: virksomhed, hvis aktivitet består i produktion af rugeæg bestemt til produktion af brugskyllinger;

   c) rugeri: virksomhed, hvis aktivitet består i indlægning og udrugning af rugeæg samt i levering af kyllinger.

4. Kapacitet: det største antal rugeæg, der på samme tid kan ligge i rugemaskinerne, eksklusive klækkemaskinerne.

---

EFT nr. L 282 af 1.11.1975, S. 100.

## AUSZUG AUS:

## VERORDNUNG (EWG) Nr. 2782/75 DES RATES vom 29 Oktober 1975

### über die Erzeugung von und den Verkehr mit Bruteiern und Küken von Hausgeflügel

*Artikel 1*

Im Sinne dieser Verordnung sind:

1. „Bruteier": Eier von Hausgeflügel (Tarifstelle 04.05 A I a) des Gemeinsamen Zolltarifs), die zur Erzeugung von Küken bestimmt, je nach Art, Kategorie und Sorte unterschieden und nach dieser Verordnung ausgewiesen sind.

2. „Küken": lebendes Hausgeflügel mit einem Stückgewicht von höchstens 185 Gramm (Tarifstelle 01.05 A des Gemeinsamen Zolltarifs) der folgenden Kategorien:

   a) „Gebrauchsküken": Küken einer der folgenden Sorten:

      i) „Schlachtküken": Küken für die Mast, die vor Erlangung der Geschlechtsreife geschlachtet werden;

      ii) „Legeküken": Küken für die Aufzucht, die zur Erzeugung von Konsumeiern bestimmt sind;

      iii) „Küken gemischter Verwendbarkeit": Küken entweder für das Legen oder für das Schlachten;

   b) „Vermehrungsküken": Küken für die Erzeugung von Gebrauchsküken;

   c) „Zuchtküken": Küken für die Erzeugung von Vermehrungsküken.

3. „Betrieb": Betriebsstätte oder Teil einer Betriebsstätte jedes einzelnen der nachstehenden Tätigkeitsbereiche:

   a) „Zuchtbetrieb": Betrieb, dessen Tätigkeit in der Erzeugung von Bruteiern zur Erzeugung von Zcuthküken, Vermehrungsküken oder Gebrauchsküken besteht;

   b) „Vermehrungsbetrieb": Betrieb, dessen Tätigkeit in der Erzeugung von Bruteuern zur Erzeugung von Gebrauchsküken besteht;

   c) „Brüterei": Betrieb, dessen Tätigkeit im Einlegen und Bebrüten von Bruteiern sowie in der Lieferung von Küken besteht.

4. „Fassungsvermögen": die größtmögliche Zahl Bruteier, die gleichzeitig in die Brutschränke ausschließlich der Schlupfräume eingelegt werden kann.

---

ABl. Nr. L 282 vom 1.11.1975, S. 100.

## EXCERPT FROM:

## REGULATION (EEC) No. 2782/75 OF THE COUNCIL of 29 october 1975

**on the production and marketing of eggs for hatching and of farmyard poultry chicks**

*Article 1*

For the purposes of this Regulation:

1. "Eggs for hatching" means poultry eggs falling within subheading (a) No. 04.05 A I (a) of the Common Customs Tariff intended for the production of chicks, classified according to species, category and type and identified in accordance with this Regulation.

2. "Chicks" means live poultry the weight of which does not exceed 185 grammes falling within subheading No. 01.05 A of the Common Customs Tariff, of the following categories:
   (a) Utility chicks: chicks of one of the following types:
      (i) table type chicks: chicks intended to be fattened and slaughtered before reaching sexual maturity;
      (ii) laying chicks: chicks intended to be raised with a view to the production of eggs for consumption;
      (iii) dual purpose chicks: chicks intended either for laying or for the table;
   (b) Parent stock chicks: chicks intended for the production of utility chicks;
   (c) Grandparent stock chicks: chicks intended for the production of breeding chicks.

3. "Establishment" means the establishment or part of an establishment for each of the following sectors of activity:
   (a) pedigree breeding establishment: an establishment, for the production of eggs for hatching intended for the production of grandparent stock, parent stock or utility chicks;
   (b) breeding establishment: an establishment for the production of eggs for hatching intended for the production of utility chicks;
   (c) hatchery: an establishment for incubating eggs, hatching and supplying chicks.

4. "Capacity" means the maximum number of eggs for hatching which may be placed simultaneously in incubators excluding hatchers.

---

OJ No. L 282, 1.11.1975, p. 100.

## EXTRAIT DE :

## REGLEMENT (CEE) N° 2782/75 DU CONSEIL du 29 octobre 1975

**concernant la production et la commercialisation des œufs à couver et de poussins de volailles de basse-cour**

*Article premier*

Au sens du présent règlement on entend par :

1. Œufs à couver : les œufs de volaille de basse-cour de la position 04.05 A I a) du tarif douanier commun destinés à la production de poussins, différenciés selon l'espèce, la catégorie et le type et identifiés conformément au présent règlement.

2. Poussins : les volailles vivantes de basse-cour dont le poids n'excède pas 185 grammes de la position 01.05 A du tarif douanier commun, des catégories suivantes :
   a) poussins d'utilisation : les poussins de l'un des types suivants :
      i) poussins de chair : les poussins destinés à être engraissés et abattus avant la maturité sexuelle;
      ii) poussins de ponte : les poussins destinés à être élevés en vue de la production d'œufs de consommation;
      iii) poussins à usage mixte : les poussins destinés soit à la ponte, soit à la chair;
   b) poussins de multiplication : les poussins destinés à la production de poussins d'utilisation;
   c) poussins de reproduction : les poussins destinés à la production de poussins de multiplication.

3. Etablissement : l'établissement ou la partie d'un établissement de chacun des secteurs d'activité suivants :
   a) établissement de sélection : l'établissement dont l'activité consiste dans la production d'œufs à couver destinés à la production de poussins de reproduction, de multiplication ou d'utilisation;
   b) établissement de multiplication : l'établissement dont l'activité consiste dans la production d'œufs à couver destinés à la production de poussins d'utilisation;
   c) couvoir : l'établissement dont l'activité consiste dans la mise en incubation, l'incubation d'œufs à couver et la fourniture de poussins.

4. Capacité : le nombre maximum d'œufs à couver pouvant être placés simultanément dans les incubateurs à l'exclusion des éclosoirs.

---

JO n° L 282 du 1.11.1975, p. 100.

ESTRATTO DA :

REGOLAMENTO (CEE) N. 2782/75
DEL CONSIGLIO
del 29 ottobre 1975

relativo alla produzione e alla commercializzazione di uova da cova e pulcini di volatili da cortile

*Articolo 1*

Ai sensi del presente regolamento si intendono per :

1. Uova da cova : le uova di volatili da cortile della voce 04.05 A I a) della tariffa doganale comune, destinate alla produzione di pulcini, differenziate secondo la specie, la categoria e il tipo ed identificate conformemente al presente regolamento.

2. Pulcini : i volatili vivi da cortile di peso unitario non superiore a 185 grammi della voce 01.05 A della tariffa doganale comune, delle seguenti categorie :

   a) pulcini da utilizzazione : i pulcini di uno dei seguenti tipi :

      i) pulcini da carne : i pulcini destinati ad essere ingrassati e macellati prima della maturità sessuale;

      ii) pulcini da produzione di uova : i pulcini destinati ad essere allevati per la produzione di uova da consumo;

      iii) pulcini per uso misto : i pulcini destinati alla produzione di uova o alla carne;

   b) pulcini da moltiplicazione : i pulcini destinati alla produzione di pulcini da utilizzazione;

   c) pulcini riproduttori : i pulcini destinati alla produzione di pulcini da moltiplicazione.

3. Stabilimento : lo stabilimento o la parte di stabilimento di ciascuno dei seguenti settori di attività :

   a) stabilimento di selezione : lo stabilimento la cui attività consiste nella produzione di uova da cova per la produzione di pulcini riproduttori, di pulcini da moltiplicazione o di pulcini da utilizzazione;

   b) stabilimento di moltiplicazione : lo stabilimento la cui attività consiste nella produzione di uova da cova destinate alla produzione di pulcini da utilizzazione;

   c) incubatoio : lo stabilimento la cui attività consiste nella messa in incubazione, nella incubazione di uova da cova e nella fornitura di pulcini.

4. Capienza : il numero massimo di uova da cova che può essere collocato contemporaneamente nelle incubatrici, escluse le sezioni di schiusa.

---

GU n. L 282 del 1.11.1975, pag. 100.

UITTREKSEL UIT :

VERORDENING (EEG) Nr. 2782/75
VAN DE RAAD
van 29 oktober 1975

betreffende de produktie van en de handel in broedeieren en kuikens van pluimvee

*Artikel 1*

In de zin van deze verordening wordt verstaan onder :

1. Broedeieren : eieren van pluimvee van post 04.05 A I a) van het gemeenschappelijk douanetarief die voor de produktie van kuikens bestemd zijn, onderscheiden naar soort, categorie en type en die overeenkomstig deze verordening zijn geïdentificeerd.

2. Kuikens : levend pluimvee dat per stuk niet meer dan 185 gram weegt van post 01.05 A van het gemeenschappelijk douanetarief van de volgende categorieën :

   a) gebruikskuikens : kuikens van een van de volgende typen :

      i) slachtkuikens : kuikens bestemd om te worden gemest en vóór de geslachtsrijpheid te worden geslacht;

      ii) legkuikens : kuikens bestemd om opgefokt te worden met het oog op de produktie van consumptie-eieren;

      iii) kuikens voor gemengd gebruik : kuikens bestemd voor de leg of voor de slacht;

   b) vermeerderingskuikens : kuikens voor de produktie van gebruikskuikens;

   c) fokkuikens : kuikens voor de produktie van vermeerderingskuikens.

3. Bedrijf : bedrijf of deel van een bedrijf van een van de volgende bedrijfssectoren :

   a) selectiebedrijf : bedrijf dat zich toelegt op de produktie van broedeieren voor de produktie van fokkuikens, vermeerderingskuikens of gebruikskuikens;

   b) vermeerderingsbedrijf : bedrijf dat zich toelegt op de produktie van broedeieren, bestemd voor de produktie van gebruikskuikens;

   c) broederij : bedrijf dat zich toelegt op het inleggen en uitbroeden van broedeieren en het opleveren van kuikens.

4. Capaciteit : het maximale aantal broedeieren dat de broedmachines, met uitsluiting van de uitbroedkasten, gelijktijdig kunnen bevatten.

---

PB nr. L 282 van 1.11.1975, blz. 100.

**DE EUROPÆISKE FÆLLESSKABERS STATISTISKE KONTOR**
**STATISTISCHES AMT DER EUROPÄISCHEN GEMEINSCHAFTEN**
**STATISTICAL OFFICE OF THE EUROPEAN COMMUNITIES**
**OFFICE STATISTIQUE DES COMMUNAUTÉS EUROPÉENNES**
**ISTITUTO STATISTICO DELLE COMUNITÀ EUROPEE**
**BUREAU VOOR DE STATISTIEK DER EUROPESE GEMEENSCHAPPEN**

| | |
|---|---|
| **A. Dornonville de la Cour** | **Generaldirektør / Generaldirektor / Director-General / Directeur général / Direttore generale / Directeur-generaal** |
| **E. Hentgen** | **Assistent / Assistent / Assistant / Assistant / Assistente / Assistent** |

**Direktører / Direktoren / Directors / Directeurs / Direttori / Directeuren:**

| | |
|---|---|
| **G. Bertaud** | Statistiske metoder, information<br>Statistische Methoden, Informationswesen<br>Statistical methods, information processing<br>Méthodologie statistique, traitement de l'information<br>Metodologia statistica, trattamento dell'informazione<br>Methodologie van de statistiek, informatieverwerking |
| **V. Paretti** | Almen statistik og nationalregnskab<br>Allgemeine Statistik und Volkswirtschaftliche Gesamtrechnung<br>General statistics and national accounts<br>Statistiques générales et comptes nationaux<br>Statistiche generali e conti nazionali<br>Algemene statistiek en nationale rekeningen |
| **D. Harris** | Befolknings- og socialstatistik<br>Bevölkerungs- und Sozialstatistik<br>Demographical and social statistics<br>Statistiques démographiques et sociales<br>Statistiche demografiche e sociali<br>Sociale en bevolkingsstatistiek |
| **S. Louwes** | Landbrugs-, skovbrugs- og fiskeristatistik<br>Statistik der Landwirtschaft, Forstwirtschaft und Fischerei<br>Agriculture, forests and fisheries statistics<br>Statistiques de l'agriculture, des forêts et de la pêche<br>Statistiche dell'agricoltura, delle foreste e della pesca<br>Landbouw-, bosbouw- en visserijstatistiek |
| **H. Schumacher** | Industri- og miljøstatistik<br>Industrie- und Umweltstatistik<br>Industrial and environmental statistics<br>Statistiques de l'industrie et de l'environnement<br>Statistiche dell'industria e dell'ambiente<br>Industrie- en milieustatistiek |
| **S. Ronchetti** | Handels-, transport- og servicestatistik<br>Handels-, Transport- und Dienstleistungsstatistik<br>Trade, transport and services statistics<br>Statistiques des commerces, transports et services<br>Statistiche dei commerci, trasporti e servizi<br>Handels-, vervoers- en dienstverleningsstatistiek |

## Salgs- og abonnementskontorer · Vertriebsbüros · Sales Offices
## Bureaux de vente · Uffici di vendita · Verkoopkantoren

### Belgique - België

*Moniteur belge – Belgisch Staatsblad*

Rue de Louvain 40-42 –
Leuvensestraat 40-42
1000 Bruxelles – 1000 Brussel
Tél. 5120026
CCP 000-2005502-27
Postrekening 000-2005502-27

*Sous-dépôts – Agentschappen:*

Librairie européenne – Europese Boekhandel
Rue de la Loi 244 – Wetstraat 244
1040 Bruxelles – 1040 Brussel

CREDOC

Rue de la Montagne 34 - Bte 11 –
Bergstraat 34 - Bus 11
1000 Bruxelles – 1000 Brussel

### Danmark

*J. H. Schultz – Boghandel*

Møntergade 19
1116 København K
Tel. 141195
Girokonto 1195

### BR Deutschland

*Verlag Bundesanzeiger*

Breite Straße – Postfach 108006
5000 Köln 1
Tel. (0221) 210348
(Fernschreiber: Anzeiger Bonn 8882595)
Postscheckkonto 83400 Köln

### France

*Service de vente en France des publications des Communautés européennes*

*Journal officiel*

26, rue Desaix
75732 Paris Cedex 15
Tél. (1) 5786139 – CCP Paris 23-96

### Ireland

*Government Publications*

Sales Office
G.P.O. Arcade
Dublin 1

or by post from

*Stationery Office*

Beggar's Bush
Dublin 4
Tel. 688433

### Italia

*Libreria dello Stato*

Piazza G. Verdi 10
00198 Roma – Tel. (6) 8508
Telex 62008
CCP 1/2640

*Agenzia*

Via XX Settembre
(Palazzo Ministero del tesoro)
00187 Roma

### Grand-Duché de Luxembourg

*Office des publications officielles des Communautés européennes*

5, rue du Commerce
Boîte postale 1003 – Luxembourg
Tél. 490081 – CCP 19190-81
Compte courant bancaire:
BIL 8-109/6003/300

### Nederland

*Staatsdrukkerij- en uitgeverijbedrijf*

Christoffel Plantijnstraat, 's-Gravenhage
Tel. (070) 814511
Postgiro 425300

### United Kingdom

*H.M. Stationery Office*

P.O. Box 569
London SE1 9NH
Tel. (01) 928 6977, ext. 365
National Giro Account 582-1002

### United States of America

*European Community Information Service*

2100 M Street, N.W.
Suite 707
Washington, D.C. 20037
Tel. (202) 872 8350

### Schweiz - Suisse - Svizzera

*Librairie Payot*

6, rue Grenus
1211 Genève
Tél. 318950
CCP 12-236 Genève

### Sverige

*Librairie C.E. Fritze*

2, Fredsgatan
Stockholm 16
Postgiro 193, Bankgiro 73/4015

### España

*Libreria Mundi-Prensa*

Castelló 37
Madrid 1
Tel. 2754655

## Andre lande · Andere Länder · Other countries · Autres pays · Altri paesi · Andere landen

Kontoret for De europæiske Fællesskabers officielle Publikationer · Amt für amtliche Veröffentlichungen der Europäischen Gemeinschaften · Office for Official Publications of the European Communities · Office des publications officielles des Communautés européennes · Ufficio delle pubblicazioni ufficiali delle Comunità europee · Bureau voor officiële publikaties der Europese Gemeenschappen

Luxembourg 5, rue du Commerce Boîte postale 1003 Tél. 490081 · CCP 19190-81 Compte courant bancaire BIL 8-109/6003/300

| | | | |
|---|---|---|---|
| Pr. hæfte | DKR 30,50 | Helårsabonnement | DKR 229,50 |
| Einzelpreis | DM 11,60 | Jahresabonnement | DM 89 |
| Single copy | UKL 3/USD 5 | Annual subscription | UKL 22.40/USD 39 |
| Prix au numéro | FF 24,30/BFR 180 | Abonnement annuel | FF 188/BFR 1400 |
| Prezzo unitario | LIT 4300 | Abbonamento annuale | LIT 33350 |
| Prijs per nummer | HFL 12,25/BFR 180 | Jaarabonnement | HFL 95/BFR 1400 |

KONTORET FOR DE EUROPÆISKE FÆLLESSKABERS OFFICIELLE PUBLIKATIONER
AMT FÜR AMTLICHE VERÖFFENTLICHUNGEN DER EUROPÄISCHEN GEMEINSCHAFTEN
OFFICE DES PUBLICATIONS OFFICIELLES DES COMMUNAUTÉS EUROPÉENNES
UFFICIO DELLE PUBBLICAZIONI UFFICIALI DELLE COMUNITÀ EUROPEE
BUREAU VOOR OFFICIËLE PUBLIKATIES DER EUROPESE GEMEENSCHAPPEN
OFFICE FOR OFFICIAL PUBLICATIONS OF THE EUROPEAN COMMUNITIES

ISSN 0378-3537

Boîte postale 1003 — Luxembourg

Kat./cat.: CA-AG-78-003-6A-C