

EMPLOYMENT AND UNEMPLOYMENT



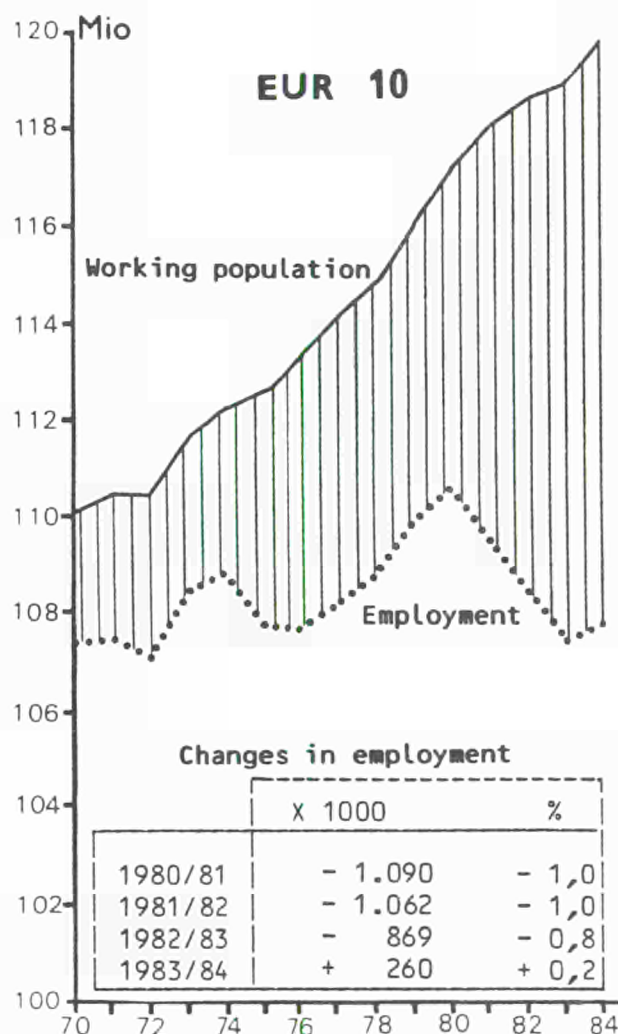
Not periodical

EMPLOYMENT IN 1984

July 1985

On the basis of the first provisional figures, EUROSTAT estimates that 107,9 million persons were in employment in the European Community in 1984, a rise of 260 000 compared with 1983. This increase of 0.2% is relatively modest, but for the first time the downward trend in employment, which began in 1980, has been arrested. In spite of the loss of over 2.7 million jobs since 1980, this rise in 1984 may give some grounds for optimism as regards future developments.

In 1984 the additional jobs created did not compensate for a further large increase of 900 000 in the working population. As a result the number of unemployed persons in the Community rose by over 5,5% between 1983 and 1984.





DE EUROPÆISKE FÆLLESSKABERS STATISTISKE KONTOR
STATISTISCHES AMT DER EUROPÄISCHEN GEMEINSCHAFTEN
ΣΤΑΤΙΣΤΙΚΗ ΥΠΗΡΕΣΙΑ ΤΩΝ ΕΥΡΩΠΑΪΚΩΝ ΚΟΙΝΟΤΗΤΩΝ
STATISTICAL OFFICE OF THE EUROPEAN COMMUNITIES
OFFICE STATISTIQUE DES COMMUNAUTÉS EUROPÉENNES
ISTITUTO STATISTICO DELLE COMUNITÀ EUROPEE
BUREAU VOOR DE STATISTIEK DER EUROPESE GEMEENSCHAPPEN

L-2920 Luxembourg — Tél. 43011 — Télex: Comeur Lu 3423
B-1049 Bruxelles, Bâtiment Berlaymont, Rue de la Loi 200 (Bureau de liaison) — Tél. 235.11.11

NOTE: More detailed information is contained in the yearly publication 'Employment and unemployment'.

This bulletin was prepared by the division 'Employment and labour force sample survey'.

Information: **H. Kloppenburg - tel. 4301-3282**

A. Grier - tel. 4301-2742

A. Pasqui - tel. 4301-3612

Symbols and abbreviations

T	Total	Ø	Average
M	Males	:	Not available
F	Females	*	Estimated by Eurostat

Luxembourg: Office for Official Publications of the European Communities, 1985

© CECA - CEE - CEEA, Bruxelles · Luxembourg, 1985

Printed in Luxembourg

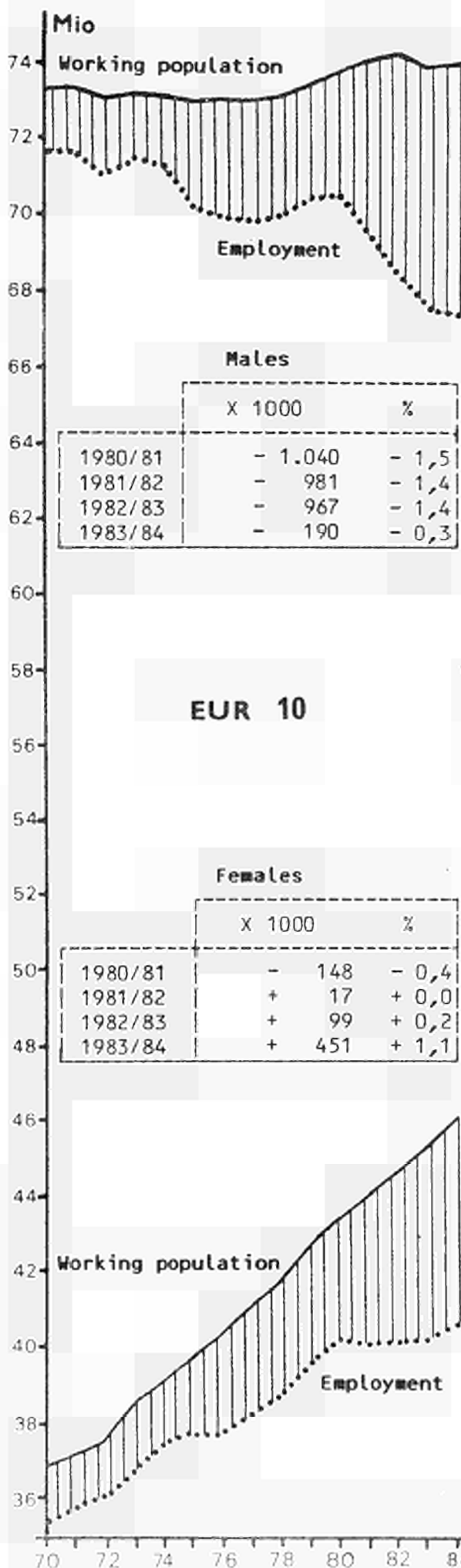
However, at the Community level, a completely different picture emerges if trends in employment and working population are examined separately for men and women. While the fall in male employment of 0.3% in 1984 was not as significant as falls of around 1,5% in each of the previous three years, the loss of male jobs nevertheless continued. In contrast female employment has been rising since 1982.

In 1984 the number of women in employment rose by more than 450 000. This increase not only fully offset male job losses of 190 000, but exceeded them by a large margin. Thus, in the Community, the increase in total employment was due solely to the rise in the number of women in employment.

Employment among women increased in all Member States in 1984 with the exception of Ireland, the largest rise occurring in the United Kingdom. Trends in male employment were more uneven. Falls were recorded in most Member States, the largest in France. The only significant increase in male employment was in Denmark, with smaller increases in the United Kingdom and Italy.

Changes in employment by sex 1983/84

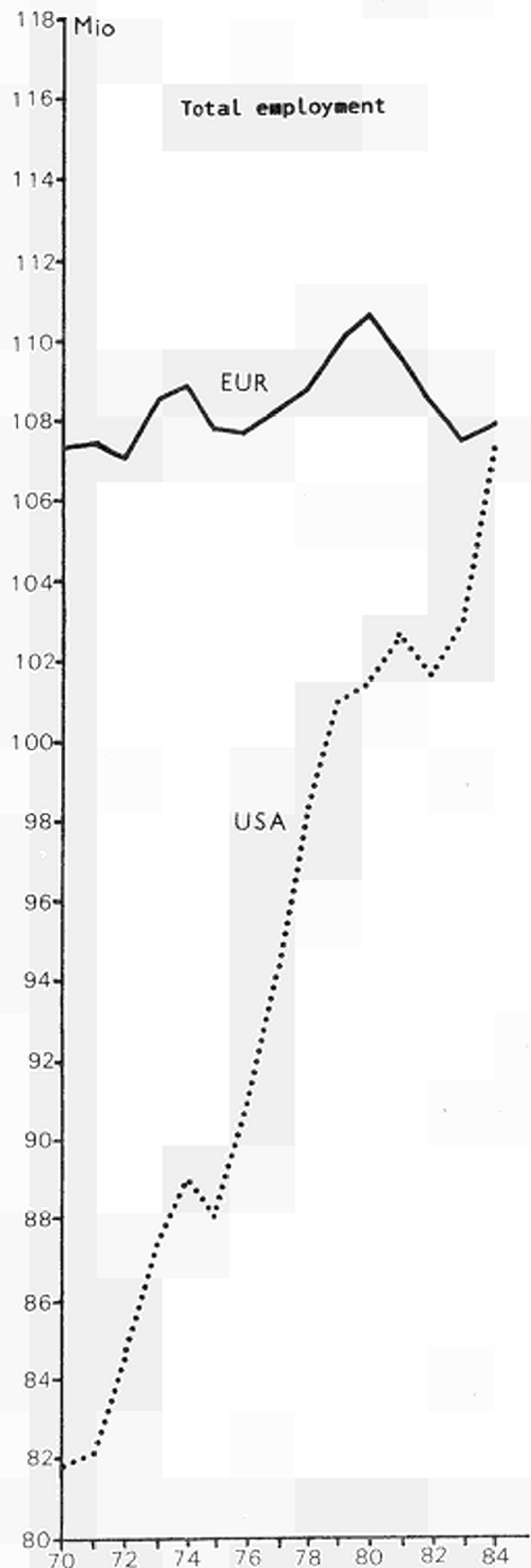
	Males		Females	
	X 1000	%	X 1000	%
Deutschland	- 55	-0,4	+ 1	+0,0
France	-231	-1,8	+ 13	+0,2
Italia	+ 29	+0,2	+ 75	+1,1
Nederland	- 30	-0,9	+ 33	+2,0
Belgique	- 8	-0,3	+ 19	+1,4
Luxembourg	- 0,5	-0,5	+ 1,1	+2,1
United Kingdom	+100	+0,7	+278	+2,9
Ireland	- 8	-1,0	- 7	-2,0
Danmark	+ 33	+2,5	+ 25	+2,2
Ellas	- 21	-0,8	+ 13	+1,1

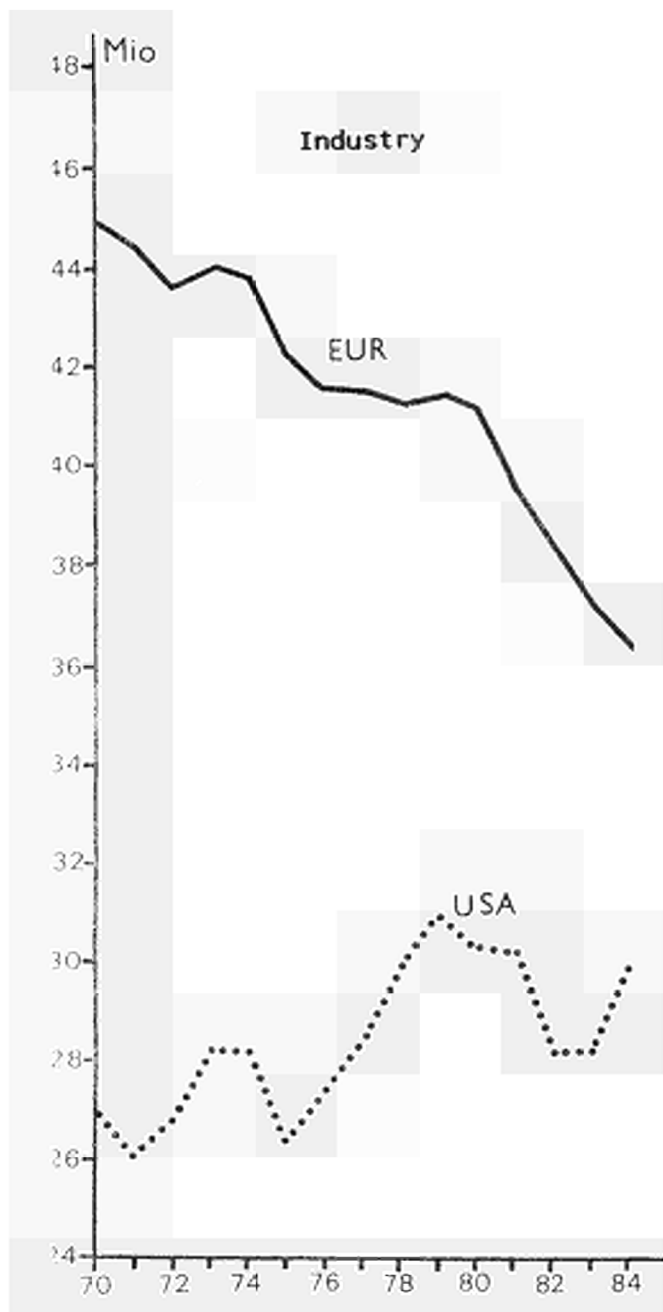


The level of employment in the present Community in 1984 is slightly higher than that in the USA (107,9 million against 107,2 million). However the current Community level is not very different to that recorded in 1970 whereas in the USA in that same year there were only around 82 million persons in employment.

The expansion of employment continued in 1984 in the USA when 4,2 million additional jobs were created compared with only 0,3 million in the Community.

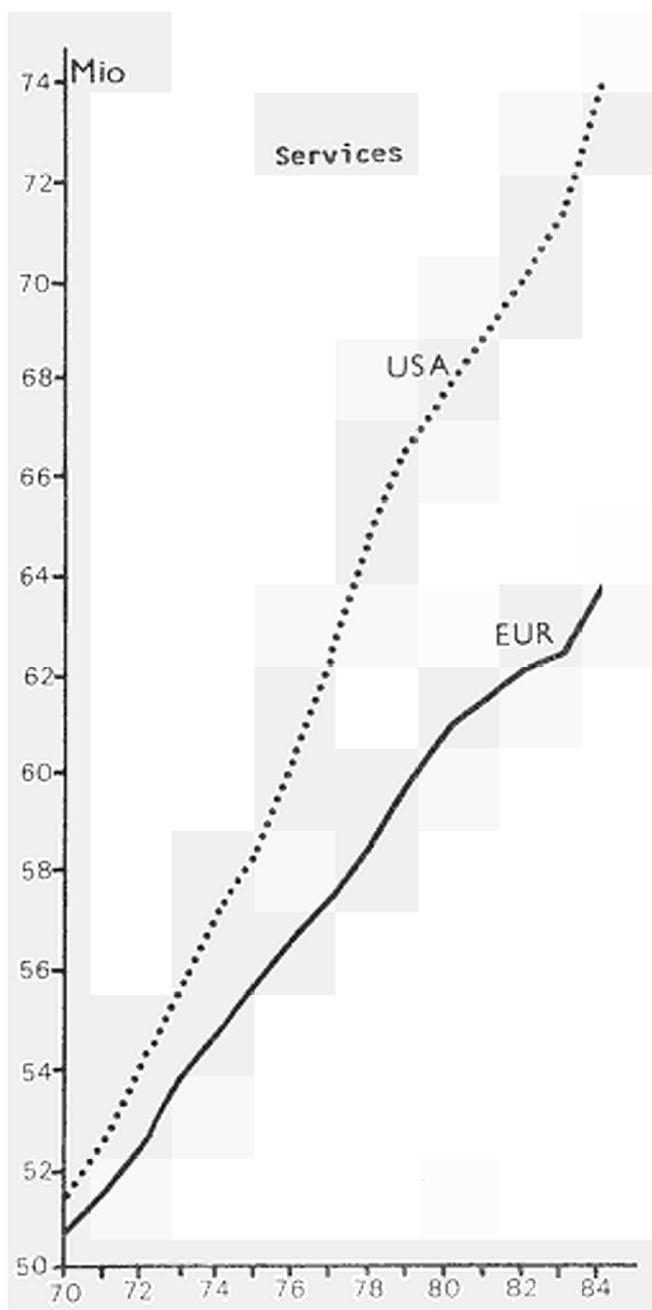
The population of the present Community exceeds that of the USA by 38 million (272 million against 234 million) The share of the working population in the total population is around 44% in the Community compared with a figure of 49% in the USA. Activity rates in the USA are higher in all age groups. The difference is particularly pronounced with regard to older persons. The activity rate of those aged over 65 years in the USA is for example double that in the Community, while in the age group 60-64 years the rate is 40% higher in the USA.





In 1984 over 6,5 million more persons were working in industry in the Community than in the same sector in the USA. The present situation in the Community is however the result of a relatively steady decline since 1970 in employment in this sector. In the USA over the same period, employment in industry has been on a rising trend, although punctuated at intervals by sizable falls.

In sharp contrast, employment in the service sector has grown substantially and consistently in both the Community and in the USA. Starting from approximately the same level in 1970 (51 million) the rate of growth in the number of jobs in the USA has however been considerably higher than in the Community. As a result the level of employment in this sector in 1984 was 11 million higher in the USA than in the Community (73,8 million as opposed to 63,5 million).



Trends in Employment by Sector of activity

	Changes				
	1980/1984	1980/1981	1981/1982	1982/1983	1983/1984
	(x 1000)	(%)			
TOTAL					
Deutschland	- 1 128	- 0,8	- 1,8	- 1,6	- 0,2
France	- 405	- 0,5	0,1	- 0,5	- 1,0
Italia	155	0,3	- 0,2	0,2	0,5
Nederland	:	:	- 1,2	- 1,5	0,1
Belgique	- 154	- 2,0	- 1,4	- 1,0	0,3
Luxembourg	0	0,3	- 0,3	- 0,3	0,4
United Kingdom	- 1 334	- 3,9	- 1,8	- 1,3	1,6
Ireland	- 46	- 0,9	0,2	- 2,0	- 1,3
Danmark	41	- 1,4	0,2	0,6	2,3
Ellas	144	4,9	- 1,0	0,5	- 0,2
EUR 10	- 2 757	- 1,0	- 1,0	- 0,8	0,2
Espana	- 890	- 2,8	- 0,6	- 0,8	- 3,9
Portugal	:	1,3	- 0,5	:	- 1,5
EUR 12	- 3 500	- 0,8	- 0,9	- 0,6	- 0,2
USA	5 809	1,1	- 0,8	1,3	4,1
AGRICULTURE					
Deutschland	- 66	- 2,2	- 1,7	- 0,7	- 0,1
France	- 195	- 3,5	- 2,9	- 2,3	- 2,2
Italia	- 473	- 5,8	- 7,7	0,2	- 4,0
Nederland	:	:	0,4	0,0	- 0,4
Belgique	- 6	- 2,7	- 2,7	0,0	0,0
Luxembourg	:	- 7,1	- 3,8	- 3,9	:
United Kingdom	- 26	- 2,0	0,0	- 1,1	- 1,0
Ireland	- 27	- 6,2	- 1,5	- 2,1	- 3,7
Danmark	5	3,0	0,5	0,5	- 1,4
Ellas	12	6,6	- 6,9	4,3	- 2,2
EUR 10	- 774	- 2,5	- 4,4	- 0,2	- 2,2
Espana	- 254	- 6,3	0,1	- 2,2	- 4,1
Portugal	:	- 5,4	- 3,2	:	- 0,5
EUR 12	- 1 176	- 3,4	- 3,5	- 1,0	- 2,4
USA	- 60	- 0,3	1,4	- 0,8	- 2,0
INDUSTRY					
Deutschland	- 1 129	- 2,3	- 3,6	- 3,4	- 1,0
France	- 745	- 2,5	- 1,6	- 2,6	- 3,3
Italia	- 656	- 0,7	- 1,6	- 2,3	- 4,2
Nederland	:	:	- 4,7	- 5,0	- 2,6
Belgique	- 184	- 6,0	- 4,6	- 3,3	- 1,3
Luxembourg	:	- 0,8	- 2,5	- 3,1	:
United Kingdom	- 1 649	- 8,7	- 4,8	- 4,3	- 0,7
Ireland	- 51	- 2,2	- 2,2	- 6,8	- 3,3
Danmark	- 39	- 7,5	- 2,7	- 0,2	5,2
Ellas	- 41	0,7	- 0,2	- 1,6	- 3,0
EUR 10	- 4 724	- 3,7	- 3,1	- 3,2	- 2,0
Espana	- 661	- 5,1	- 4,2	- 1,8	- 6,3
Portugal	:	2,5	2,0	:	- 6,0
EUR 12	- 5 412	- 3,6	- 3,0	- 3,0	- 2,5
USA	- 481	- 0,4	- 6,4	0,0	5,8
SERVICES					
Deutschland	67	0,7	- 0,3	- 0,2	0,4
France	535	1,2	1,6	1,0	0,4
Italia	1 285	2,7	2,7	2,0	4,6
Nederland	:	:	0,2	- 0,2	1,3
Belgique	36	0,2	0,3	0,0	1,0
Luxembourg	:	0,7	1,4	1,8	:
United Kingdom	341	- 1,0	- 0,1	0,4	2,9
Ireland	32	1,9	2,2	0,8	0,5
Danmark	77	0,8	1,3	1,0	1,7
Ellas	171	6,6	2,4	- 0,6	2,6
EUR 10	2 737	1,0	0,8	0,6	1,9
Espana	26	0,6	1,8	0,3	- 2,1
Portugal	:	5,2	- 0,4	:	1,7
EUR 12	3 089	1,1	0,9	0,9	1,6
USA	6 183	1,9	1,5	2,0	3,8

WORKING POPULATION AND EMPLOYMENT 1983 - 1984

Basic data *

		EUR 10	U S A	EUR 12
POPULATION				
- x 1000	1983	272 425	234 496	320 097
WORKING POPULATION				
- x 1000	1983	119 058	113 749	136 926
	1984	119 953	115 753	137 807
- % Change	1983/1984	+ 0,8	+ 1,8	+ 0,6
- % Proportion of women	1983	38,0	42,8	37,4
	1984	38,4	43,1	37,7
EMPLOYMENT				
- x 1000	1983	107 594	103 022	122 712
	1984	107 854	107 214	122 486
- % Change	1983/1984	+ 0,2	+ 4,1	- 0,2
- % Proportion of women	1983	37,3	43,1	36,7
	1984	37,7	43,2	37,0
- By sector (x 1000)	1984			
- Agriculture		7 853	3 469	10 690
- Industry		36 446	29 892	41 231
- Services		63 552	73 853	70 563
- % Proportion of each sector in total employment	1984			
- Agriculture		7,3	3,2	8,7
- Industry		33,8	27,9	33,7
- Services		58,9	68,9	57,6
EMPLOYEES				
- x 1000	1983	89 016	93 274	99 546
	1984	88 920	:	98 960
- By sector (x 1000)	1984			
- Agriculture		1 937	1 699(1)	2 675
- Industry		32 915	24 070(1)	37 118
- Services		54 068	67 505(1)	59 167
- % Proportion of employees in total employment	1984			
- Total		82,4	90,5(1)	80,8
- Agriculture		24,7	48,0(1)	25,0
- Industry		90,3	85,2(1)	90,0
- Services		85,1	94,8(1)	83,8

(1) 1983

		BR DEUTSCH- LAND	FRANCE	ITALIA	NEDER- LAND	BELGIE BELGIE	LUXEM- BOURG	UNITED KINGDOM	IRELAND	DANMARK	ELLAS	ESPANA	PORTUGA
POPULATION													
- x 1000	1983	61 423	54 729	56 836	14 366	9 856	366	56 377	3 508	5 114	9 850	38 173	9 499
WORKING POPULATION													
- x 1000	1983	27 486	23 690	23 185	5 717	4 213	160,2	26 577	1 309	2 728	3 993*	13 357	4 511
	1984	27 439	23 830	23 415	5 794	4 223*	161,0	27 002	1 314	2 779*	3 996*	13 378	4 476
- % Change	1983/1984	-0,2	+0,6	+1,0	+1,3	+0,2	+0,5	+1,6	+0,4	+1,9	+0,1	+0,2	-0,8
- % Proportion of women	1983	38,4	40,9	34,3	33,8	38,8	33,0	39,4	29,7	45,6	32,5	30,5	41,6
	1984	38,5	41,4	34,7	34,4	39,2*	33,6	40,1	29,4	45,7*	33,0	30,3	41,5
EMPLOYMENT													
- x 1000	1983	25 228	21 729	20 921	5 041	3 632	157,7	23 593	1 125	2 474	3 693*	10 897	4 219
	1984	25 174	21 511	21 025	5 044	3 643*	158,3	23 972	1 110	2 532*	3 685*	10 477	4 155
- % Change	1983/1984	-0,2	-1,0	+0,5	+0,1	+0,3	+0,4	+1,6	-1,3	+2,2	-0,2	-3,9	-1,5
- % Proportion of women	1983	37,9	39,6	31,9	32,9	36,5	32,8	40,9	30,8	45,6	31,0*	29,4	39,1
	1984	38,0	40,1	32,1	33,6	36,9*	33,4	41,4	30,5	45,7*	31,5*	29,0*	39,3
- By sector (x 1000)	1984												
- Agriculture		1 370	1 659	2 426	248	106	:	622	182	205	1 028	1 868	969
- Industry		10 254	6 911	7 043	1 337	1 092	:	7 787	320	672	974	3 397	1 388
- Services		13 550	12 941	11 556	3 458	2 445	:	15 563	608	1 655	1 681	5 213	1 798
- % Proportion of each sector in total employment	1984												
- Agriculture		5,4	7,7	11,5	4,9	2,9*	4,6 (1)	2,6	16,4	8,1*	27,9*	17,8	23,3
- Industry		40,7	32,1	33,5	26,5	30,0*	35,8 (1)	32,5	28,8	26,5*	26,4*	32,4	33,4
- Services		53,8	60,2	55,0	68,6	67,1*	59,6 (1)	64,9	54,8	65,4*	45,6*	49,8	43,3
EMPLOYEES													
- x 1000	1983	22 003	18 297	14 931	4 438	3 006	138,4	21 372	850	2 099	1 882*	7 605	2 925
	1984	21 945	18 145	14 855	4 444	3 010*	139,4	21 478	839	2 162*	1 903*	7 228	2 812
- By sector (x 1000)	1984												
- Agriculture		251	284	873	63	11*	:	340	21	53*	40	521	:
- Industry		9 663	6 322	5 885	1 270	989*	:	7 131	289	608*	704	2 879	:
- Services		12 031	11 539	8 097	3 111	2 010*	:	14 007	529	1 501*	1 159*	3 828	:
- % Proportion of employees in total employment	1984												
- Total		87,2	84,4	70,7	88,1	82,6*	88,1	89,6	75,6	85,3*	51,6	69,0	67,7
- Agriculture		18,3	17,1	36,0	25,4	10,4*	:	54,7	11,5	25,9*	3,9	27,9	:
- Industry		94,2	91,5	83,6	95,0	90,6*	:	91,6	90,3	90,5*	72,3	84,8	:
- Services		88,8	89,2	70,1	90,0	82,2*	:	90,0	87,0	90,7*	68,9	73,4	:

(1) 1983

**Salg og abonnement · Verkauf und Abonnement · Πωλήσεις και συνδρομές · Sales and subscriptions
Vente et abonnements · Vendita e abbonamenti · Verkoop en abonnementen**

BELGIQUE / BELGIË

Moniteur belge / Belgisch Staatsblad
Rue de Louvain 40-42 / Leuvensestraat 40-42
1000 Bruxelles / 1000 Brussel
Tél. 512 00 26
CCP/Postrekening 000-2005502-27

Sous-dépôts / Agentschappen:

**Librairie européenne /
Europese Boekhandel**

Rue de la Loi 244 / Wetstraat 244
1040 Bruxelles / 1040 Brussel

CREDOC

Rue de la Montagne 34 / Bergstraat 34
Bte 11 / Bus 11
1000 Bruxelles / 1000 Brussel

DANMARK

Schultz Forlag

Møntergade 21
1116 København K
Tlf: (01) 12 11 95
Girokonto 200 11 95

BR DEUTSCHLAND

Verlag Bundesanzeiger

Breite Straße
Postfach 10 80 06
5000 Köln 1
Tel. (02 21) 20 29-0
Fernschreiber:
ANZEIGER BONN 8 882 595

GREECE

G.C. Eleftheroudakis SA

International Bookstore
4 Nikis Street
Athens (126)
Tel. 322 63 23
Telex 219410 ELEF

Sub-agent for Northern Greece:

Molho's Bookstore

The Business Bookshop
10 Tsimiski Street
Thessaloniki
Tel. 275 271
Telex 412885 LIMO

FRANCE

**Service de vente en France des publications
des Communautés européennes**

Journal officiel

26, rue Desaix
75732 Paris Cedex 15
Tél. (1) 578 61 39

IRELAND

Government Publications Sales Office

Sun Alliance House
Molesworth Street
Dublin 2
Tel. 71 03 09

or by post

Stationery Office

St Martin's House
Waterloo Road
Dublin 4
Tel. 68 90 66

ITALIA

Licosa Spa

Via Lamarmora, 45
Casella postale 552
50 121 Firenze
Tel. 57 97 51
Telex 570466 LICOSA I
CCP 343 509

Subagente:

Libreria scientifica Lucio de Biasio - AEIOU

Via Meravigli, 16
20 123 Milano
Tel. 80 76 79

GRAND-DUCHÉ DE LUXEMBOURG

**Office des publications officielles
des Communautés européennes**

5, rue du Commerce
L-2985 Luxembourg
Tél. 49 00 81 - 49 01 91
Télex PUBOF - Lu 1322
CCP 19190-81
CC bancaire BIL 8-109/6003/200

Messageries Paul Kraus

11, rue Christophe Plantin
L-2339 Luxembourg
Tél. 48 21 31
Télex 2515
CCP 49242-63

NEDERLAND

Staatsdrukkerij- en uitgeverijbedrijf

Christoffel Plantijnstraat
Postbus 20014
2500 EA 's-Gravenhage
Tel. (070) 78 99 11

UNITED KINGDOM

HM Stationery Office

HMSO Publications Centre
51 Nine Elms Lane
London SW8 5DR
Tel. 01-211 3935

Sub-agent:

Alan Armstrong & Associates

European Bookshop
London Business School
Sussex Place
London NW1 4SA
Tel. 01-723 3902

ESPAÑA

Mundi-Prensa Libros, S.A.

Castelló 37
E-28001 Madrid
Tel. (91) 276 02 53 - 275 46 55
Telex 49370-MPLI-E

PORTUGAL

Livraria Bertrand, s.a.r.l.

Rua João de Deus
Venda Nova
Amadora
Tél. 97 45 71
Telex 12709-LITRAN-P

SCHWEIZ / SUISSE / SVIZZERA

Librairie Payot

6, rue Grenus
1211 Genève
Tél. 31 89 50
CCP 12-236

UNITED STATES OF AMERICA

**European Community Information
Service**

2100 M Street, NW
Suite 707
Washington, DC 20037
Tel. (202) 862 9500

CANADA

Renouf Publishing Co., Ltd

61 Sparks Street (Mall)
Ottawa
Ontario K1P 5A6
Tel. Toll Free 1 (800) 267 4164
Ottawa Region (613) 238 8985-6

JAPAN

Kinokuniya Company Ltd

17-7 Shinjuku 3-Chome
Shinjuku-ku
Tokyo 160-91
Tel. (03) 354 0131

Price (excluding VAT) in Luxembourg

ECU 2.23

BFR 100

IRL 1.70

UKL 1.40

USD 2



KONTORET FOR DE EUROPÆISKE FÆLLESSKABERS OFFICIELLE PUBLIKATIONER
AMT FÜR AMTLICHE VERÖFFENTLICHUNGEN DER EUROPÄISCHEN GEMEINSCHAFTEN
ΥΠΗΡΕΣΙΑ ΕΠΙΣΗΜΩΝ ΕΚΔΟΣΕΩΝ ΤΩΝ ΕΥΡΩΠΑΙΚΩΝ ΚΟΙΝΟΤΗΤΩΝ
OFFICE FOR OFFICIAL PUBLICATIONS OF THE EUROPEAN COMMUNITIES
OFFICE DES PUBLICATIONS OFFICIELLES DES COMMUNAUTÉS EUROPÉENNES
UFFICIO DELLE PUBBLICAZIONI UFFICIALI DELLE COMUNITA EUROPEE
BUREAU VOOR OFFICIELE PUBLIKATIES DER EUROPESE GEMEENSCHAPPEN

L 2985 Luxembourg

Catalogue number: CA-BI-85-003-EN-C