
GODSTRANSPORT MED JERNBANE

EISENBAHNGÜTERVERKEHR

ΣΙΔΗΡΟΔΡΟΜΙΚΕΣ ΜΕΤΑΦΟΡΕΣ ΕΜΠΟΡΕΥΜΑΤΩΝ

CARRIAGE OF GOODS BY RAIL

TRANSPORTS DE MARCHANDISES PAR CHEMIN DE FER

TRASPORTI DI MERCI PER FERROVIA

GOEDERENVERVOER PER SPOOR

1983



DE EUROPÆISKE FÆLLESSKABERS STATISTISKE KONTOR
STATISTISCHES AMT DER EUROPÄISCHEN GEMEINSCHAFTEN
ΣΤΑΤΙΣΤΙΚΗ ΥΠΗΡΕΣΙΑ ΤΩΝ ΕΥΡΩΠΑΪΚΩΝ ΚΟΙΝΟΤΗΤΩΝ
STATISTICAL OFFICE OF THE EUROPEAN COMMUNITIES
OFFICE STATISTIQUE DES COMMUNAUTÉS EUROPÉENNES
ISTITUTO STATISTICO DELLE COMUNITÀ EUROPEE
BUREAU VOOR DE STATISTIEK DER EUROPESE GEMEENSCHAPPEN

L-2920 Luxembourg — Tél. 43011 — Télex: Comeur Lu 3423
B-1049 Bruxelles, Bâtiment Berlaymont, Rue de la Loi 200 (Bureau de liaison) — Tél. 235 11 11

Denne publikation kan fås gennem de salgssteder, som er nævnt på omslagets tredje side.

Diese Veröffentlichung ist bei den auf der dritten Umschlagseite aufgeführten Vertriebsbüros erhältlich.

Την έκδοση αυτή μπορείτε να την προμηθευτείτε από τα γραφεία πωλήσεων τα οποία αναφέρονται στην τρίτη σελίδα του εξωφύλλου.

This publication is obtainable from the sales offices mentioned on the inside back cover.

Pour obtenir cette publication, prière de s'adresser aux bureaux de vente dont les adresses sont indiquées à la page 3 de la couverture.

Per ottenere questa pubblicazione, si prega di rivolgersi agli uffici di vendita i cui indirizzi sono indicati nella 3° pagina della copertina.

Deze publikatie is verkrijgbaar bij de verkoopkantoren waarvan de adressen op blz. 3 van het omslag vermeld zijn.

GODSTRANSPORT MED JERNBANE

EISENBAHNGÜTERVERKEHR

ΣΙΔΗΡΟΔΡΟΜΙΚΕΣ ΜΕΤΑΦΟΡΕΣ ΕΜΠΟΡΕΥΜΑΤΩΝ

CARRIAGE OF GOODS BY RAIL

TRANSPORTS DE MARCHANDISES PAR CHEMIN DE FER

TRASPORTI DI MERCI PER FERROVIA

GOEDERENVERVOER PER SPOOR

1983

Bibliografiske data findes bagest i denne publikation
Bibliographische Daten befinden sich am Ende der Veröffentlichung
Βιβλιογραφικό σημείωμα δίδεται στο τέλος του βιβλίου
Cataloguing data can be found at the end of this publication
Une fiche bibliographique figure à la fin de l'ouvrage
Una scheda bibliografica figura alla fine del volume
Bibliografiske data bevinden zich aan het einde van deze publikatie

Luxembourg: Office des publications officielles des Communautés européennes, 1985

ISBN 92-825-5607-7

Kat./cat.: CA-44-85-032-7C-C

© CECA-CEE-CEEA, Bruxelles-Luxembourg, 1985

Printed in Luxembourg

De europæiske Fællesskabers statistiske Kontor offentliggør de statistiske oplysninger for godstransport med jernbane, som indsamles i overensstemmelse med Rådets direktiv nr. 80/1177/EØF af 4. december 1980.

De europæiske Fællesskabers statistiske Kontor takker medlemsstaternes tjenester for transportstatistik og deres myndigheder for velvilligt samarbejde.

Luxembourg, juni 1985

Indholdsfortegnelse

| | <i>Side</i> |
|---|-------------|
| Forord | III |
| Metodologiske bemærkninger | IV |
| Varegrupper | V |
| Tegn og forkortelser | VI |
| Kilder | VI |
| BEMÆRKNINGER OG GRAFISKE FREMSTILLINGER | 1 |
| TABELLER | 11 |
| 1. Samlet transport | |
| 1.1 National og international trafik efter varegruppe — Tons, tkm | 13 |
| 1.2 National og international godstransport fordelt efter trafikrelationer og efter måned — Tons | 19 |
| 1.3 National og international trafik samt transittrafik efter container og jernbane/vej — Antal, tons | 30 |
| 2. International transport | |
| 2.1 International trafik efter land og varegruppe — Tons | 37 |
| 2.2 International trafik efter land og varegruppe — tkm | 57 |
| 2.3 International trafik efter trafikrelationer og NST/R-kapitel — Tons | 77 |
| 2.4 International trafik efter trafikrelationer — tkm | 79 |
| 3. Transittransport | |
| 3.1 Transittrafik efter varegruppe — Tons, tkm | 81 |
| 3.2 Transittrafik efter land — Tons | 85 |
| 3.3 Transittrafik efter land — tkm | 99 |
| 4. National transport | |
| 4.1 National trafik efter afstand og varegruppe — Tons | 111 |
| 4.2 National trafik efter afstand og varegruppe — tkm | 117 |
| 5. Regional transport | |
| 5.1 National trafik efter region — Tons | 123 |
| 5.2 National trafik efter region og varegruppe — Tons | 128 |

Retsgrundlag

Rådets direktiv nr. 80/1177/EØF af 4. december 1980 (EFT L 350 af 23.12.1980, s. 23).

Anvendelsesområde

Medlemsstaterne udarbejder statistikker over godstransporten med jernbane på den del af hovedbanenettet inden for deres område, der anvendes til offentlig transport.

Dette direktiv finder ikke anvendelse på følgende former for godstransport med jernbane: tjenestetrafik med ikke-kommercielle formål, bagage eller biler, ledsaget af passagerer og postforsendelser for postvæsenet.

Ladningstype

Hele vogn- eller togladninger: godsforsendelser inklusive bulk-forsendelser af stykgods, hvor taksten beregnes efter anvendelsen af en hel godsvogn eller et helt godstog, uanset om vognens kapacitet udnyttes fuldt ud eller ej.

Stykgods: alle andre godsforsendelser, herunder ekspresgods og andre pakker.

Store containere

Containere med en udvendig længde på 6,1 m (20 fod) eller derover.

Vægt ved kombineret transport

Den anførte vægt omfatter vægten af containeren eller vejkøretøjet, medmindre andet er anført.

Transit

Ved transit forstås transit uden omladning.

Almindelige bemærkninger

EUR-tabellerne omfatter totalen for de medlemsstater, for hvilke der foreligger oplysninger. Tabel 1A og 1B (¹) vedrører hele tog- og vognladninger samt stykgods; de øvrige tabeller vedrører alene hele tog- og vognladninger.

Forbundsrepublikken Tyskland

Tabellerne 5B og 6B (transit) foreligger ikke.

Tabel 7 (trafik efter container og jernbane/vej), antal tomme containere: containere, der tilhører Deutsche Bundesbahn, medregnes ikke; den anførte vægt er nettovægten af det transporterede gods (eksklusive containere eller køretøjets vægt).

Det forenede Kongerige — Irland

Oplysninger om den internationale trafik mellem Irland og Nordirland registreres af Irland som national trafik.

(¹) Direktivnumrene anføres i parentes efter tabelnummeret.

| Vare-gruppe | Kapitel i NST/R ⁽¹⁾ | Gruppe i NST/R ⁽¹⁾ | Betegnelse |
|-------------|--------------------------------|-------------------------------|---|
| 1 | 0 | 01 | Korn |
| 2 | | 02, 03 | Kartofler, andre friske eller frosne grønsager og friske frugter |
| 3 | | 00, 06 | Levende dyr, sukkerroer |
| 4 | | 05 | Træ og kork |
| 5 | | 04, 09 | Tekstilvarer og affald deraf, andre råmaterialer af animalsk eller vegetabilsk oprindelse |
| 6 | 1 | 11, 12, 13, 14, 16, 17 | Næringsmidler og foderstoffer |
| 7 | | 18 | Olieholdige frø og frugter, fedtstoffer |
| 8 | 2 | 21, 22, 23 | Fast brændsel af mineralsk oprindelse |
| 9 | 3 | 31 | Råolie |
| 10 | | 32, 33, 34 | Mineralolieprodukter |
| 11 | 4 | 41, 46 | Jernmalme, skrot og støv fra højovne |
| 12 | | 45 | Ikke-jernholdige mineraler og affald deraf |
| 13 | 5 | 51, 52, 53, 54, 55, 56 | Produkter fra metalindustrien |
| 14 | 6 | 64, 69 | Cement, kalk, andre byggematerialer, bearbejdede |
| 15 | | 61, 62, 63, 65 | Ubearbejdede eller bearbejdede mineraler |
| 16 | 7 | 71, 72 | Naturlige gødningsstoffer eller bearbejdede gødningsstoffer |
| 17 | 8 | 83 | Kulkemiske produkter, tjære |
| 18 | | 81, 82, 89 | Kemiske produkter, undtagen kulkemiske produkter og tjære |
| 19 | | 84 | Cellulose og affald deraf |
| 20 | 9 | 91, 92, 93 | Køretøjer og transportmidler, maskiner, motorer, også afmonterede, og dele dertil |
| 21 | | 94 | Metalvarer |
| 22 | | 95 | Glas, glasvarer, keramiske produkter |
| 23 | | 96, 97 | Læder, tekstiler, beklædning, diverse bearbejdede varer |
| 24 | | 99 | Diverse varer |

⁽¹⁾ EFs transportstatistiske varenomenklatur fra De europæiske Fællesskabers statistiske Kontor, 1968-udgaven.

Tegn og forkortelser

| | |
|-----|--|
| — | Nul |
| O | Mindre end halvdelen af den anvendte enhed |
| : | Oplysninger foreligger ikke |
| . | Ikke-relevant |
| Mio | Million |
| t | Metrisk ton |
| tkm | Tonkilometer |

Som følge af afrunding kan visse totaler afvige fra summen af de enkelte poster.

Kilder

| | |
|------------------------|---|
| Forbundsrepublikken | |
| Tyskland | — Statistisches Bundesamt |
| Frankrig | — Société Nationale des Chemins de Fer Français (SNCF) |
| Italien | — Ferrovie dello Stato (FS) |
| Nederlandene | — Centraal Bureau voor de Statistiek |
| Belgien | — Société Nationale des Chemins de Fer Belges (SNCF) Nationale Maatschappij der Belgische Spoorwegen (NMBS) |
| Luxembourg | — Société Nationale des Chemins de Fer Luxembourgeois (CFL) |
| Det forenede Kongerige | — Department of Transport |
| Irland | — Central Statistics Office |
| Danmark | — De Danske Statsbaner (DSB) |
| Grækenland | — Hellenic Railways Organisation (OSE) |

Vorwort

Das Statistische Amt der Europäischen Gemeinschaften veröffentlicht die statistischen Daten über den Eisenbahngüterverkehr, die in Durchführung der Richtlinie 80/1177/EWG des Rates vom 4. Dezember 1980 erhoben werden.

Das Statistische Amt der Europäischen Gemeinschaften dankt den für die Verkehrsstatistik zuständigen Dienststellen und den Behörden der Mitgliedstaaten für die gute Zusammenarbeit.

Luxemburg, Juni 1985

Inhalt

| | Seite |
|---|--------|
| Vorwort | XV |
| Methodische Erläuterungen | XVI |
| Gütergruppen | XVII |
| Verwendete Zeichen und Abkürzungen | XVIII |
| Quellen | XVIII |
| KOMMENTARE UND SCHAUBILDER | 1 |
| TABELLEN | 11 |
| 1. Gesamtverkehr | |
| 1.1 Innerstaatlicher und grenzüberschreitender Verkehr nach Gütergruppen — Tonnen, tkm | 13 |
| 1.2 Innerstaatlicher und grenzüberschreitender Verkehr nach Verkehrsbeziehungen und Monaten — Tonnen | 19 |
| 1.3 Innerstaatlicher, grenzüberschreitender und Durchgangsverkehr nach Containern, Schiene/Straße — Zahl, Tonnen | 30 |
| 2. Grenzüberschreitender Verkehr | |
| 2.1 Grenzüberschreitender Verkehr nach Ländern und Gütergruppen — Tonnen | 37 |
| 2.2 Grenzüberschreitender Verkehr nach Ländern und Gütergruppen — tkm | 57 |
| 2.3 Grenzüberschreitender Verkehr nach Verkehrsbeziehungen und Kapiteln der NST/R — Tonnen | 77 |
| 2.4 Grenzüberschreitender Verkehr nach Verkehrsbeziehungen | 79 |
| 3. Durchgangsverkehr | |
| 3.1 Durchgangsverkehr nach Gütergruppen — Tonnen, tkm | 81 |
| 3.2 Durchgangsverkehr nach Ländern — Tonnen | 85 |
| 3.3 Durchgangsverkehr nach Ländern — tkm | 99 |
| 4. Innerstaatlicher Verkehr | |
| 4.1 Innerstaatlicher Verkehr nach Entfernungsabschnitten und Gütergruppen — Tonnen | 111 |
| 4.2 Innerstaatlicher Verkehr nach Entfernungsabschnitten und Gütergruppen — tkm | 117 |
| 5. Regionaler Verkehr | |
| 5.1 Innerstaatlicher Verkehr nach Regionen — Tonnen | 123 |
| 5.2 Innerstaatlicher Verkehr nach Regionen und Gütergruppen — Tonnen | 128 |

Rechtliche Grundlage

Richtlinie 80/1177/EWG des Rates vom 4. Dezember 1980 (ABl. L 350 vom 23.12.1980, S. 23)

Anwendungsbereich

Die Mitgliedstaaten erstellen Statistiken über den Güterverkehr auf den in ihrem Hoheitsgebiet dem öffentlichen Verkehr dienenden Haupteisenbahnnetzen.

Diese Richtlinie gilt nicht für den nachstehend genannten Eisenbahngüterverkehr: Dienstverkehr für nichtgewerbliche Zwecke, mitgeführtes Reisegepäck und im Autoreisezug mitgeführte Kraftwagen, Postgut der Postverwaltungen.

Art der Verladung

Wagen- oder Ganzzugladung: Gütersendung, einschl. Sammelladung von Stückgut, für welche die ausschließliche Verwendung eines Güterwagens oder Zuges berechnet wird, auch wenn die Ladekapazität nicht voll ausgenutzt wird.

Stückgut — Sonstige Gütersendungen, einschl. Expreßgut und sonstiger Pakete.

Großraumcontainer

Container mit 6,1 m (20 Fuß) äußerer Länge oder mehr.

Gewicht beim kombinierten Transport

Soweit nicht anders angegeben, schließt das genannte

Gewicht das Gewicht des Containers oder des Straßenfahrzeugs ein.

Durchgangsverkehr

Unter Durchgangsverkehr versteht man Durchgangsverkehr ohne Umladung.

Allgemeines

In den EUR-Tabellen sind alle Angaben der Mitgliedstaaten erfaßt, für die Daten zur Verfügung stehen. In den Tabellen 1A und 1B (1) werden Ganzzugladungen und Wagenladungen sowie Stückgut aufgeführt; die anderen Tabellen enthalten nur Ganzzug- und Wagenladungen.

Bundesrepublik Deutschland

Die Tabellen 5B und 6B (Durchgangsverkehr) sind nicht verfügbar.

Tabelle 7 (Containerverkehr und Verkehr über Schiene/Straße), Anzahl der leeren Container; ohne Container der Deutschen Bundesbahn; das angegebene Gewicht entspricht dem Nettogewicht der Ladung (ohne das Gewicht des Containers oder des Straßenfahrzeugs).

Vereinigtes Königreich — Irland

Die Angaben über den grenzüberschreitenden Verkehr zwischen Irland und Nordirland werden als innerstaatlicher Verkehr in Irland aufgeführt.

(1) Die Richtliniennummern werden in Klammern neben der Tabellennummer angegeben.

Gütergruppen

| Gütergruppen | Kapitel NST/R ⁽¹⁾ | Gruppen NST/R ⁽¹⁾ | Bezeichnung |
|--------------|------------------------------|------------------------------|---|
| 1 | 0 | 01 | Getreide |
| 2 | | 02, 03 | Kartoffeln, frische Früchte, sonstiges frisches und gefrorenes Gemüse |
| 3 | | 00, 06 | Lebende Tiere, Zuckerrüben |
| 4 | | 05 | Holz und Kork |
| 5 | | 04, 09 | Spinnstoffe und Textilabfälle, andere pflanzliche, tierische und verwandte Rohstoffe |
| 6 | 1 | 11, 12, 13, 14, 16, 17 | Andere Nahrungs- und Futtermittel |
| 7 | | 18 | Ölsaaten, Ölfrüchte und Fette |
| 8 | 2 | 21, 22, 23 | Feste mineralische Brennstoffe |
| 9 | 3 | 31 | Rohes Erdöl |
| 10 | | 32, 33, 34 | Mineralölerzeugnisse |
| 11 | 4 | 41, 46 | Eisenerze, Eisen- und Stahlabfälle und -schrott, Hochofenstaub, Schwefelkiesabbrände |
| 12 | | 45 | NE-Metallerze und Abfälle von NE-Metallen |
| 13 | 5 | 51, 52, 53, 54, 55, 56 | Eisen, Stahl und NE-Metalle (einschließlich Halbzeug) |
| 14 | 6 | 64, 69 | Zement, Kalk, verarbeitete Baustoffe |
| 15 | | 61, 62, 63, 65 | Steine und Erden |
| 16 | 7 | 71, 72 | Natürliche oder chemische Düngemittel |
| 17 | 8 | 83 | Grundstoffe der Kohle- und Petrochemie, Teere |
| 18 | | 81, 82, 89 | Chemische Erzeugnisse, ausgenommen Grundstoffe der Kohle- und Petrochemie sowie Teere |
| 19 | | 84 | Zellstoff, Altpapier |
| 20 | 9 | 91, 92, 93 | Fahrzeuge und Beförderungsmittel, Maschinen, Motoren, auch zerlegt und Einzelteile |
| 21 | | 94 | Metallwaren, einschließlich EBM-Waren |
| 22 | | 95 | Glas, Glaswaren, keramische und andere mineralische Erzeugnisse |
| 23 | | 96, 97 | Leder, Textilien, Bekleidung, sonstige Halb- und Fertigwaren |
| 24 | | 99 | Sonstige Waren |

⁽¹⁾ Veröffentlichung des Statistischen Amtes der Europäischen Gemeinschaften, Ausgabe 1968.

Verwendete Zeichen und Abkürzungen

DE

| | |
|-----|--|
| — | Nichts |
| O | Angabe weniger als die Hälfte der letzten Dezimale |
| : | Kein Nachweis vorhanden |
| . | Fragestellung trifft nicht zu |
| Mio | Million |
| t | Metrische Tonne |
| tkm | Tonnenkilometer |

Da die Daten gerundet sind, können einige Gesamtergebnisse von der Summe der entsprechenden Einzelposten abweichen.

Quellen

| | |
|------------------------|---|
| Bundesrepublik | |
| Deutschland | — Statistisches Bundesamt |
| Frankreich | — Société Nationale des Chemins de Fer Français (SNCF) |
| Italien | — Ferrovie dello Stato (FS) |
| Niederlande | — Centraal Bureau voor de Statistiek |
| Belgien | — Société Nationale des Chemins de Fer Belges (SNCB) Nationale Maatschappij der Belgische Spoorwegen (NMBS) |
| Luxemburg | — Société Nationale des Chemins de Fer Luxembourgeois (CFL) |
| Vereinigtes Königreich | — Department of Transport |
| Irland | — Central Statistics Office |
| Dänemark | — De Danske Statsbaner (DSB) |
| Griechenland | — Hellenic Railways Organization (OSE) |

Η Στατιστική Υπηρεσία των Ευρωπαϊκών Κοινοτήτων δημοσιεύει τα στατιστικά αποτελέσματα σχετικά με τις σιδηροδρομικές μεταφορές εμπορευμάτων σύμφωνα με την οδηγία του Συμβουλίου αριθ. 80/1117/ΕΟΚ της 4ης Δεκεμβρίου 1980.

Η Στατιστική Υπηρεσία των Ευρωπαϊκών Κοινοτήτων διαβιβάζει τις ευχαριστίες της στις στατιστικές υπηρεσίες μεταφορών και αντίστοιχους φορείς των κρατών μελών για την ενεργό συνεργασία τους.

Λουξεμβούργο, Ιούνιος 1985

Πίνακας περιεχομένων

| | <i>Σελίδα</i> |
|--|---------------|
| Πρόλογος | XI |
| Μεθοδολογικές σημειώσεις | XII |
| Ομάδες εμπορευμάτων | XIII |
| Σύμβολα και εκτιμήσεις | XIV |
| Πηγές | XIV |
| ΣΧΟΛΙΑ ΚΑΙ ΓΡΑΦΙΚΕΣ ΠΑΡΑΣΤΑΣΕΙΣ | 1 |
| ΠΙΝΑΚΕΣ | 11 |
| 1. Συνολικές μεταφορές | |
| 1.1 Διακίνηση σε εθνικό και διεθνές επίπεδο κατά ομάδα εμπορευμάτων – μετρ. τόνοι, tkm | 13 |
| 1.2 Διακίνηση σε εθνικό και διεθνές επίπεδο σε συσχετισμό και κατά μήνα – τόνους | 19 |
| 1.3 Διακίνηση σε εθνικό, διεθνές επίπεδο και διαμετακομιστική με εμπορευματοκιβώτια και σιδηροδρομικώς/οδικώς – αριθμός, μετρ. τόνοι | 30 |
| 2. Διεθνείς μεταφορές | |
| 2.1 Διακίνηση σε διεθνές επίπεδο κατά χώρα και ομάδα εμπορευμάτων – μετρ. τόνοι | 37 |
| 2.2 Διακίνηση σε διεθνές επίπεδο κατά χώρα και ομάδα εμπορευμάτων – tkm | 57 |
| 2.3 Διακίνηση σε διεθνές επίπεδο σε συσχετισμό και κατά κεφάλαιο της ενιαίας ονοματολογίας των εμπορευμάτων για τις στατιστικές μεταφορών αναθεωρημένα (NST/R) – μετρ. τόνοι | 77 |
| 2.4 Διακίνηση σε διεθνές επίπεδο σε συσχετισμό – tkm | 79 |
| 3. Διαμετακομιστικές μεταφορές | |
| 3.1 Διαμετακομιστική διακίνηση κατά ομάδα εμπορευμάτων – μετρ. τόνοι, tkm | 81 |
| 3.2 Διαμετακομιστική διακίνηση κατά χώρα – μετρ. τόνοι | 85 |
| 3.3 Διαμετακομιστική διακίνηση κατά χώρα – tkm | 99 |
| 4. Εθνικές μεταφορές | |
| 4.1 Διακίνηση σε εθνικό επίπεδο κατά τμήμα απόστασης και ομάδα εμπορευμάτων – μετρ. τόνοι | 111 |
| 4.2 Διακίνηση σε εθνικό επίπεδο κατά τμήμα απόστασης και ομάδα εμπορευμάτων – tkm | 117 |
| 5. Περιφερειακές μεταφορές | |
| 5.1 Διακίνηση σε εθνικό επίπεδο κατά περιοχή – μετρ. τόνοι | 123 |
| 5.2 Διακίνηση σε εθνικό επίπεδο κατά περιοχή και ομάδα εμπορευμάτων – μετρ. τόνοι | 128 |

Νομική βάση

Οδηγία του Συμβουλίου αριθ. 80/1117/ΕΟΚ της 4ης Δεκεμβρίου 1980 (ΕΕ L 350 της 23.12.1980, σ. 23).

Πεδίο εφαρμογής

Τα κράτη μέλη καταρτίζουν στατιστικές σχετικά με τις μεταφορές εμπορευμάτων στα κυριότερα σιδηροδρομικά δίκτυα που βρίσκονται στο έδαφός τους και που εξυπηρετούν τις μετακινήσεις του κοινού.

Η οδηγία δεν εφαρμόζεται στις ακόλουθες σιδηροδρομικές μεταφορές εμπορευμάτων : υπηρεσιακές μεταφορές που πραγματοποιούνται για μη εμπορικούς σκοπούς, αποσκευές και οχήματα που συνοδεύονται από επιβάτες και ταχυδρομείο για λογαριασμό των διοικήσεων των ταχυδρομείων.

Τύπος αποστολής

Αποστολή με πλήρη βαγόνια ή πλήρεις αμαξοστοιχίες : αποστολή των εμπορευμάτων περιλαμβανομένων των τμηματικών αποστολών, για την οποία η αποκλειστική χρήση του βαγονιού ή της αμαξοστοιχίας τιμολογείται, είτε χρησιμοποιείται η συνολική χωρητικότητα του βαγονιού είτε μόνο μέρος του.

Τμηματικές αποστολές: άλλες αποστολές εμπορευμάτων, περιλαμβανομένων των δεμάτων εξπρές και άλλων.

Μεγαδέκτης

Εμπορευματοκιβώτιο 6,1m (20 ποδιών) ή μεγαλύτερου εξωτερικού μήκους.

Βάρος σε συνδυασμένη μεταφορά

Το αναφερόμενο βάρος περιλαμβάνει το βάρος του εμπορευματοκιβωτίου ή του οδικού οχήματος εκτός αν υπάρχει αντίθετη ένδειξη.

Διαμετακόμιση

Με τον όρο διαμετακόμιση εννοούμε τη διακίνηση χωρίς μεταφόρτωση.

Γενικές σημειώσεις

Οι πίνακες EUR περιλαμβάνουν το σύνολο των διαθέσιμων στοιχείων από τα κράτη μέλη. Οι πίνακες 1Α και 1Β ⁽¹⁾ αφορούν τις πλήρεις αμαξοστοιχίες και τα πλήρη βαγόνια, καθώς και τις τμηματικές αποστολές· οι άλλοι πίνακες αφορούν μόνο τις πλήρεις αμαξοστοιχίες και τα πλήρη βαγόνια.

ΟΔ της Γερμανίας

Οι πίνακες 5Β και 6Β (διαμετακόμιση) δεν είναι διαθέσιμοι. Πίνακας 7 (διακίνηση με εμπορευματοκιβώτια και σιδηροδρομική/οδική διακίνηση), αριθμός κενών εμπορευματοκιβωτίων : εκτός από τα εμπορευματοκιβώτια που ανήκουν στην Deutsche Bundesbahn το αναφερόμενο βάρος είναι το καθαρό βάρος του φορτίου (χωρίς το βάρος του εμπορευματοκιβωτίου ή του οδικού οχήματος).

Ηνωμένο Βασίλειο - Ιρλανδία

Τα στοιχεία της διεθνούς διακίνησης μεταξύ Ιρλανδίας και Βόρειας Ιρλανδίας καταγράφονται ως διακίνηση σε εθνικό επίπεδο από την Ιρλανδία.

⁽¹⁾ Οι αριθμοί οδηγίας μπαίνουν σε παρένθεση δίπλα στον αριθμό του πίνακα.

Ομάδες εμπορευμάτων

| Ομάδες εμπορευμάτων | Κεφάλαιο της NST/R ⁽¹⁾ | Ομάδες της NST/R ⁽¹⁾ | Περιγραφή |
|---------------------|-----------------------------------|---------------------------------|---|
| 1 | 0 | 01 | Δημητριακά |
| 2 | | 02, 03 | Πατάτες, άλλα νωπά ή κατεψυγμένα λαχανικά, νωπά φρούτα |
| 3 | | 00, 06 | Ζώντα ζώα, ζαχαρότευτλα |
| 4 | | 05 | Ξύλο και φελλός |
| 5 | | 04, 09 | Υφάνσιμες ύλες και κατάλοιπα, άλλες πρώτες ύλες ζωικής ή φυτικής προέλευσης |
| 6 | 1 | 11, 12, 13, 14, 16, 17 | Τρόφιμα και κτηνοτροφές |
| 7 | | 18 | Ελαιούχα προϊόντα |
| 8 | 2 | 21, 22, 23 | Στερεά ορυκτά καύσιμα |
| 9 | 3 | 31 | Ακάθαρτο πετρέλαιο |
| 10 | | 32, 33, 34 | Πετρελαϊκά προϊόντα |
| 11 | 4 | 41, 46 | Σιδηρομεταλλεύματα, παλαιοσίδηρος, σκόνες υψικαμίνων |
| 12 | | 45 | Μη σιδηρούχα μεταλλεύματα και κατάλοιπα |
| 13 | 5 | 51, 52, 53, 54, 55, 56 | Μεταλλουργικά προϊόντα |
| 14 | 6 | 64, 69 | Τσιμέντα, άσβεστος, επεξεργασμένα οικοδομικά υλικά |
| 15 | | 61, 62, 63, 65 | Ακατέργαστα ή επεξεργασμένα ορυκτά |
| 16 | 7 | 71, 72 | Φυσικά ή παρασκευασμένα λιπάσματα |
| 17 | 8 | 83 | Πετροχημικά προϊόντα, άσφαλτος |
| 18 | | 81, 82, 89 | Χημικά προϊόντα, εκτός πετροχημικών προϊόντων και ασφάλτου |
| 19 | | 84 | Κυτταρίνη και κατάλοιπα |
| 20 | 9 | 91, 92, 93 | Οχήματα και μηχανήματα μεταφορών, μηχανές, κινητήρες, έστω και αποσυναρμολογημένα, και εξαρτήματα |
| 21 | | 94 | Μεταλλικά είδη |
| 22 | | 95 | Γυαλί, προϊόντα υαλουργίας, κεραμικά προϊόντα |
| 23 | | 96, 97 | Δέρματα, υφάσματα, ενδύματα, διάφορα είδη μεταποίησης |
| 24 | | 99 | Διάφορα είδη |

(¹) Δημοσίευση της Στατιστικής Υπηρεσίας των Ευρωπαϊκών Κοινοτήτων, έκδοση 1968.

Σύμβολα και συντμήσεις

| | |
|-----|--|
| — | Δεν υπάρχει |
| 0 | Στοιχείο μικρότερο από το μισό της χρησιμοποιούμενης μονάδας |
| : | Μη διαθέσιμο στοιχείο |
| . | Δεν εφαρμόζεται |
| Mio | εκατομμύριο |
| t | Μετρικός τόνος |
| tkm | Τονοχιλιόμετρο |

Λόγω στρογγυλοποιήσεως των στοιχείων, ορισμένα σύνολα μπορεί να παρουσιάζουν απόκλιση από το άθροισμα των αντιστοίχων στοιχείων.

Πηγές

| | |
|------------------|--|
| ΟΔ της Γερμανίας | — Statistisches Bundesamt |
| Γαλλία | — Société Nationale des Chemins de Fer Français (SNCF) |
| Ιταλία | — Ferrovie dello Stato (FS) |
| Κάτω Χώρες | — Centraal Bureau voor de Statistiek |
| Βέλγιο | — Société Nationale des Chemins de Fer Belges (SNCB) Nationale Maatschappij der Belgische Spoorwegen (NMBS) |
| Λουξεμβούργο | — Société Nationale des Chemins de Fer Luxembourgeois (CFL) |
| Ηνωμένο Βασίλειο | — Department of Transport |
| Ιρλανδία | — Central Statistics Office |
| Δανία | — De Danske Statsbaner (DSB) |
| Ελλάδα | — Οργανισμός Σιδηροδρόμων Ελλάδας (ΟΣΕ) |

Preface

The Statistical Office of the European Communities publishes the statistical results in respect of the carriage of goods by rail in accordance with Council Directive 80/1177/EEC of 4 December 1980.

The Statistical Office of the European Communities wishes to thank the departments dealing with transport statistics and the appropriate authorities of the Member States for their active cooperation.

Luxembourg, June 1985

EN

Contents

| | <i>Page</i> |
|--|-------------|
| Preface | XV |
| Methodological notes | XVI |
| Groups of goods | XVII |
| Symbols and abbreviations | XVIII |
| Sources | XVIII |
| | |
| COMMENTS AND GRAPHS | 1 |
| | |
| TABLES | 11 |
| | |
| 1. Total traffic | |
| 1.1 National and international traffic by group of goods — Tonnes, tkm. | 13 |
| 1.2 National and international traffic by link and month — Tonnes | 19 |
| 1.3 National, international and transit traffic by container and road/rail — Number, Tonnes | 30 |
| | |
| 2. International traffic | |
| 2.1 International traffic by country and group of goods — Tonnes | 37 |
| 2.2 International traffic by country and group of goods — tkm | 57 |
| 2.3 International traffic by link and NST/R chapter — Tonnes | 77 |
| 2.4 International traffic by link — tkm | 79 |
| | |
| 3. Transit traffic | |
| 3.1 Transit traffic by group of goods — Tonnes, tkm | 81 |
| 3.2 Transit traffic by country — Tonnes | 85 |
| 3.3 Transit traffic by country — tkm. | 99 |
| | |
| 4. National traffic | |
| 4.1 National traffic by distance class and group of goods — Tonnes. | 111 |
| 4.2 National traffic by distance class and group of goods — tkm. | 117 |
| | |
| 5. Regional traffic | |
| 5.1 National traffic by region — Tonnes | 123 |
| 5.2 National traffic by region and group of goods — Tonnes | 128 |

Methodological notes

EN

Legal basis

Council Directive 80/1177/EEC of 4 December 1980 (OJ L 350, 23.12.1980, p. 23).

Application

Member States compile statistics on the carriage of goods on the main railway networks in their territory open to public traffic.

The Directive does not apply to the carriage of goods by rail as service traffic for non-commercial purposes, as passenger-accompanied luggage or cars, or as mail on behalf of postal administration.

Type of consignment

Consignment by full wagon or full trainload — consignment of goods, including consignment of smalls, for which the exclusive use of a wagon or train is charged, whether or not the load capacity is fully used.

Consignment of smalls: other consignments of goods, including express and other parcels.

Large container

Containers 6.1 m (20 feet) or more in external length.

Combined transport weight

The weight indicated includes the weight of the container or road vehicle, except where otherwise indicated.

Transit

Transit means transit without transshipment.

General note

The EUR tables comprise the total for the Member States available. Tables 1A and 1B¹ refer to full trains and wagons together with consignments of smalls; the other tables refer only to full trains and wagons.

Federal Republic of Germany

Tables 5B and 6B (transit) are not available.

Table 7 (traffic by container and road/rail), number of empty containers: except for containers belonging to the Deutsche Bundesbahn. The weight indicated is the net weight of the load (excluding the weight of the container or road vehicle).

United Kingdom — Ireland

The data for international traffic between the Republic of Ireland and Northern Ireland are recorded by the Republic of Ireland as national traffic.

¹ The numbers of the Directive are given in brackets beside the number of the table.

Groups of goods

| Groups of goods | NST/R ¹ Chapter | NST/R ¹ groups | Description |
|-----------------|----------------------------|---------------------------|---|
| 1 | 0 | 01 | Cereals |
| 2 | | 02, 03 | Potatoes, other fresh or frozen fruit and vegetables |
| 3 | | 00, 06 | Live animals, sugar beet |
| 4 | | 05 | Wood and cork |
| 5 | | 04, 09 | Textiles, textile articles and man-made fibres, other raw animal and vegetable materials |
| 6 | 1 | 11, 12, 13, 14, 16, 17 | Foodstuffs and animal fodder |
| 7 | | 18 | Oil seeds and oleaginous fruits and fats |
| 8 | 2 | 21, 22, 23 | Solid mineral fuels |
| 9 | 3 | 31 | Crude petroleum |
| 10 | | 32, 33, 34 | Petroleum products |
| 11 | 4 | 41, 46 | Iron ore, iron and steel waste and blast furnace dust |
| 12 | | 45 | Non-ferrous ores and waste |
| 13 | 5 | 51, 52, 53, 54, 55, 56 | Metal products |
| 14 | 6 | 64, 69 | Cement, lime, manufactured building materials |
| 15 | | 61, 62, 63, 65 | Crude and manufactured minerals |
| 16 | 7 | 71, 72 | Natural and chemical fertilizers |
| 17 | 8 | 83 | Coal chemicals, tar |
| 18 | | 81, 82, 89 | Chemicals other than coal chemicals and tar |
| 19 | | 84 | Paper pulp and waste paper |
| 20 | 9 | 91, 92, 93 | Transport equipment, machinery, apparatus, engines, whether or not assembled, and parts thereof |
| 21 | | 94 | Manufactures of metal |
| 22 | | 95 | Glass, glassware, ceramic products |
| 23 | | 96, 97 | Leather, textile, clothing, other manufactured articles |
| 24 | | 99 | Miscellaneous articles |

¹ Published by the Statistical Office of the European Communities (French version 1968).

Symbols and abbreviations

| | |
|-----|-----------------------------------|
| — | Nil |
| O | Data less than half the unit used |
| : | Data not available |
| . | Not applicable |
| Mio | Million |
| t | Metric tonne |
| tkm | Tonne-kilometre |

Because the data have been rounded off, some totals may not be the sum of the corresponding elements.

EN

Sources

| | |
|-----------------------------|--|
| Federal Republic of Germany | — Statistisches Bundesamt |
| France | — Société Nationale des Chemins de Fer Français (SNCF) |
| Italy | — Ferrovie dello Stato (FS) |
| Netherlands | — Centraal Bureau voor de Statistiek |
| Belgium | — Société Nationale des Chemins de Fer Belges (SNCB) Nationale Maatschappij der Belgische Spoorwegen (NMBS) |
| Luxembourg | — Société Nationale des Chemins de Fer Luxembourgeois (CFL) |
| United Kingdom | — Department of Transport |
| Ireland | — Central Statistics Office |
| Denmark | — De Danske Statsbaner (DSB) |
| Greece | — Hellenic Railways Organization (OSE) |

Préface

L'Office statistique des Communautés européennes publie les résultats statistiques des transports de marchandises par chemin de fer en conformité avec la directive 80/1177/CEE du Conseil, du 4 décembre 1980.

L'Office statistique des Communautés européennes tient à remercier les services de statistiques de transports et les administrations des États membres qui ont bien voulu lui apporter leur coopération active.

Luxembourg, juin 1985

FR

Table des matières

| | <i>Page</i> |
|---|-------------|
| Préface | XIX |
| Notes méthodologiques | XX |
| Groupes de marchandises | XXI |
| Symboles et abréviations | XXII |
| Sources | XXII |
| | |
| COMMENTAIRES ET GRAPHIQUES | 1 |
| | |
| TABLEAUX | 11 |
| | |
| 1. Transports totaux | |
| 1.1 Trafic national et international par groupe de marchandises — Tonnes, tkm | 13 |
| 1.2 Trafic national et international par relation de trafic et mois — Tonnes | 19 |
| 1.3 Trafic national, international et de transit par conteneurs et rail/route — Nombre, tonnes | 30 |
| | |
| 2. Transports internationaux | |
| 2.1 Trafic international par pays et groupe de marchandises — Tonnes | 37 |
| 2.2 Trafic international par pays et groupe de marchandises — tkm | 57 |
| 2.3 Trafic international par relations et chapitre NST/R — Tonnes | 77 |
| 2.4 Trafic international par relation — tkm | 79 |
| | |
| 3. Transports de transit | |
| 3.1 Trafic de transit par groupe de marchandises — Tonnes, tkm | 81 |
| 3.2 Trafic de transit par pays — Tonnes | 85 |
| 3.3 Trafic de transit par pays — tkm | 99 |
| | |
| 4. Transports nationaux | |
| 4.1 Trafic national par tranche de distance et groupe de marchandises — Tonnes | 111 |
| 4.2 Trafic national par tranche de distance et groupe de marchandises — tkm | 117 |
| | |
| 5. Transports régionaux | |
| 5.1 Trafic national par région — Tonnes | 123 |
| 5.2 Trafic national par région et groupe de marchandises — Tonnes | 128 |

Notes méthodologiques

Base juridique

Directive 80/1177/CEE du Conseil, du 4 décembre 1980 (JO n° L 350 du 23.12.1980, p. 23).

FR

Champ d'application

Les États membres établissent des statistiques sur les transports de marchandises sur les réseaux principaux de chemin de fer situés sur leur territoire et ouverts au trafic public.

La directive ne s'applique pas aux transports de marchandises par chemin de fer suivants: trafic de service effectué à des fins non commerciales, bagages et voitures accompagnant les passagers, et courrier pour le compte des administrations des postes.

Type d'envoi

Envoi par wagon complet ou train complet: envoi de marchandises, y compris le groupage d'envois de détail, pour lequel l'usage exclusif du wagon ou du train est taxé, que la capacité d'un wagon soit utilisée en totalité ou seulement en partie.

Envoi de détail: autres envois de marchandises, y compris les colis express et autres.

Grand conteneur

Conteneur de 6,1 m (20 pieds) ou plus de longueur externe.

Poids en transport combiné

Le poids indiqué comprend le poids du conteneur ou du véhicule routier sauf indication contraire.

Transit

Par transit on entend transit sans transbordement.

Note générale

Les tableaux EUR comprennent le total des États membres disponibles. Les tableaux 1A et 1B ⁽¹⁾ portent sur les trains et wagons complets ainsi que sur les envois de détail; les autres tableaux portent uniquement sur les trains et wagons complets.

RF d'Allemagne

Les tableaux 5B et 6B (transit) ne sont pas disponibles.

Tableau 7 (trafic par conteneur et rail/route), nombre des conteneurs vides: à l'exclusion des conteneurs appartenant à la Deutsche Bundesbahn; le poids indiqué est le poids net du chargement (à l'exclusion du poids du conteneur ou du véhicule routier).

Royaume-Uni — Irlande

Les données de trafic international entre l'Irlande et l'Irlande du Nord sont enregistrées comme trafic national par l'Irlande.

⁽¹⁾ Les numéros de directive sont repris entre parenthèses à côté du numéro de tableau.

Groupes de marchandises

| Groupes de marchandises | Chapitre de la NST/R ⁽¹⁾ | Groupes de la NST/R ⁽¹⁾ | Description |
|-------------------------|-------------------------------------|------------------------------------|---|
| 1 | 0 | 01 | Céréales |
| 2 | | 02, 03 | Pommes de terre, autres légumes frais ou congelés, fruits frais |
| 3 | | 00, 06 | Animaux vivants, betteraves à sucre |
| 4 | | 05 | Bois et liège |
| 5 | | 04, 09 | Matières textiles et déchets, autres matières premières d'origine animale ou végétale |
| 6 | 1 | 11, 12, 13, 14, 16, 17 | Denrées alimentaires et fourrages |
| 7 | | 18 | Oléagineux |
| 8 | 2 | 21, 22, 23 | Combustibles minéraux solides |
| 9 | 3 | 31 | Pétrole brut |
| 10 | | 32, 33, 34 | Produits pétroliers |
| 11 | 4 | 41, 46 | Minerais de fer, ferrailles, poussières de hauts fourneaux |
| 12 | | 45 | Minerais et déchets non ferreux |
| 13 | 5 | 51, 52, 53, 54, 55, 56 | Produits métallurgiques |
| 14 | 6 | 64, 69 | Ciments, chaux, matériaux de construction manufacturés |
| 15 | | 61, 62, 63, 65 | Minéraux bruts ou manufacturés |
| 16 | 7 | 71, 72 | Engrais naturels ou manufacturés |
| 17 | 8 | 83 | Produits carbochimiques, goudrons |
| 18 | | 81, 82, 89 | Produits chimiques, excepté produits carbochimiques et goudrons |
| 19 | | 84 | Cellulose et déchets |
| 20 | 9 | 91, 92, 93 | Véhicules et matériel de transport, machines, moteurs, même démontés, et pièces |
| 21 | | 94 | Articles métalliques |
| 22 | | 95 | Verre, verrerie, produits céramiques |
| 23 | | 96, 97 | Cuirs, textiles, habillements, articles manufacturés divers |
| 24 | | 99 | Articles divers |

(¹) Publication de l'Office statistique des Communautés européennes, édition 1968.

Symboles et abréviations

| | |
|-----|---|
| — | Néant |
| O | Donnée inférieure à la moitié de l'unité utilisée |
| : | Donnée non disponible |
| . | Ne s'applique pas |
| Mio | Million |
| t | Tonne métrique |
| tkm | Tonne-kilomètre |

En raison de l'arrondi des données, certains totaux peuvent présenter un écart avec la somme des éléments correspondants.

FR

Sources

| | |
|----------------|---|
| RF d'Allemagne | — Statistisches Bundesamt |
| France | — Société Nationale des Chemins de Fer Français (SNCF) |
| Italie | — Ferrovie dello Stato (FS) |
| Pays-Bas | — Centraal Bureau voor de Statistiek |
| Belgique | — Société Nationale des Chemins de Fer Belges (SNCB) Nationale Maatschappij der Belgische Spoorwegen (NMBS) |
| Luxembourg | — Société Nationale des Chemins de Fer Luxembourgeois (CFL) |
| Royaume-Uni | — Department of Transport |
| Irlande | — Central Statistics Office |
| Danemark | — De Danske Statsbaner (DSB) |
| Grèce | — Hellenic Railways Organisation (OSE) |

Prefazione

L'Istituto statistico delle Comunità europee pubblica i risultati statistici dei trasporti di merci per ferrovia conforme alla direttiva 80/1177/CEE del Consiglio del 4 dicembre 1980.

L'Istituto statistico delle Comunità europee ringrazia i servizi che si occupano delle statistiche dei trasporti e le amministrazioni degli stati membri che hanno collaborato fattivamente a questa iniziativa.

Lussemburgo, giugno 1985

IT

Indice

| | <i>Pagina</i> |
|--|---------------|
| Prefazione | XXIII |
| Note metodologiche | XXIV |
| Gruppi di merci | XXV |
| Simboli e abbreviazioni | XXVI |
| Fonti | XXVI |
| | |
| SPIEGAZIONI E GRAFICI | 1 |
| | |
| TABELLE | 11 |
| | |
| 1. Trasporti totali | |
| 1.1 Traffico nazionale e internazionale per gruppo di merci — Tonnellate, tkm | 13 |
| 1.2 Traffico nazionale e internazionale per relazione e mese — Tonnellate . . | 19 |
| 1.3 Traffico nazionale, internazionale e di transito per container e veicolo rotaia/strada — Numero, tonnellate | 30 |
| | |
| 2. Trasporti internazionali | |
| 2.1 Traffico internazionale per paese e gruppo di merci — Tonnellate | 37 |
| 2.2 Traffico internazionale per paese e gruppo di merci — Tkm | 57 |
| 2.3 Traffico internazionale per relazione e capitolo NST/R — Tonnellate . . . | 77 |
| 2.4 Traffico internazionale per relazione — Tkm | 79 |
| | |
| 3. Trasporti di transito | |
| 3.1 Traffico di transito per gruppo di merci — Tonnellate, Tkm | 81 |
| 3.2 Traffico di transito per paese — Tonnellate | 85 |
| 3.3 Traffico di transito per paese — Tkm | 99 |
| | |
| 4. Trasporti nazionali | |
| 4.1 Traffico nazionale per classi di percorrenza e gruppo di merci — Tonnellate | 111 |
| 4.2 Traffico nazionale per classe di percorrenza e gruppo di merci — Tkm . . | 117 |
| | |
| 5. Trasporti regionali | |
| 5.1 Traffico nazionale per regione — Tonnellate | 123 |
| 5.2 Traffico nazionale per regione e gruppo di merci — Tonnellate | 128 |

Note metodologiche

Base giuridica

Direttiva del Consiglio 80/1177/CEE del 4 dicembre 1980 (GU n. L 350 del 23.12.1980, pag. 23).

Campo d'applicazione

Gli stati membri stabiliscono statistiche relative ai trasporti di merci sulle reti ferroviarie principali che si trovano nei rispettivi territori e che sono aperte al traffico pubblico.

La direttiva non si applica ai seguenti trasporti di merci per ferrovia: traffico di servizio a scopi non commerciali, trasporto di bagagli o autoveicoli al seguito dei passeggeri, invii postali per conto delle amministrazioni delle poste.

Tipo di spedizione

Spedizione per carri completi o treni completi: spedizioni di merci, incluse il collettame per il quale viene addebitata la spesa per l'utilizzazione esclusiva del carro o del treno, indipendentemente dal fatto che la capacità di un carro sia sfruttata in tutto o solamente in parte.

Piccole partite o collettame: altre spedizioni di merci, compresi i colli espresso o altri colli.

Grande container

Container di lunghezza esterna di almeno 6,1 m (20 piedi).

Peso in trasporto combinato

Il peso indicato comprende il peso del container o del veicolo stradale, salvo indicazione contraria.

Transito

Per transito si intende il transito senza trasbordo.

Osservazione di carattere generale

Le tabelle EUR comprendono il totale degli stati membri disponibili. Le tabelle 1A e 1B (*) riguardano i treni e i carri completi, nonché le spedizioni a collettame, le altre tabelle riguardano unicamente i treni e i carri completi.

RF di Germania

Le tabelle 5B e 6B (transito) non sono disponibili. Tabella 7 (traffico per container e veicolo rotaia/strada), numero di container vuoti: ad esclusione dei container appartenenti alla Deutsche Bundesbahn; il peso indicato è il peso netto del carico (escluso il peso del container o del veicolo stradale).

Regno Unito — Irlanda

L'Irlanda registra tra i dati del traffico nazionale i dati del traffico internazionale tra l'Irlanda e l'Irlanda del Nord.

(*) I numeri di direttiva figurano tra parentesi a fianco del numero della tabella.

Gruppi di merci

| Gruppi di merci | Capitolo della NST/R ⁽¹⁾ | Gruppi della NST/R ⁽¹⁾ | Descrizione |
|-----------------|-------------------------------------|-----------------------------------|--|
| 1 | 0 | 01 | Cereali |
| 2 | | 02, 03 | Patate, altri legumi freschi o congelati e frutti freschi |
| 3 | | 00, 06 | Animali vivi, barbabietole da zucchero |
| 4 | | 05 | Legno e sughero |
| 5 | | 04, 09 | Materie tessili e cascami, altre materie prime di origine animale o vegetale |
| 6 | 1 | 11, 12, 13, 14, 16, 17 | Derrate alimentari e foraggere |
| 7 | | 18 | Oleaginosi |
| 8 | 2 | 21, 22, 23 | Combustibili minerali solidi |
| 9 | 3 | 31 | Petrolio greggio |
| 10 | | 32, 33, 34 | Prodotti petroliferi |
| 11 | 4 | 41, 46 | Minerali di ferro, rottami e polveri d'altoforno |
| 12 | | 45 | Altri minerali e cascami non ferrosi |
| 13 | 5 | 51, 52, 53, 54, 55, 56 | Prodotti metallurgici |
| 14 | 6 | 64, 69 | Cementi, calci, materiali da costruzione manufatturati |
| 15 | | 61, 62, 63, 65 | Minerali greggi o manufatti |
| 16 | 7 | 71, 72 | Concimi naturali e manufatti |
| 17 | 8 | 83 | Prodotti carbochimici, catrami |
| 18 | | 81, 82, 89 | Prodotti chimici, ad esclusione dei prodotti carbochimici o dei catrami |
| 19 | | 84 | Cellulosa e avanzi |
| 20 | 9 | 91, 92, 93 | Veicoli e materiale da trasporto, macchine, motori anche smontati e parti |
| 21 | | 94 | Articoli metallici |
| 22 | | 95 | Vetro, vetreria, prodotti della ceramica |
| 23 | | 96, 97 | Cuoio, tessuti, abbigliamento, articoli manufatti diversi |
| 24 | | 99 | Articoli diversi |

⁽¹⁾ Pubblicazione dell'Istituto statistico delle Comunità europee, edizione 1968.

Simboli e abbreviazioni

| | |
|-----|--|
| — | Il fenomeno non esiste |
| O | Dato inferiore alla metà dell'unità indicata |
| : | Dato non disponibile |
| . | Non è applicabile |
| Mio | Milione |
| t | Tonnellata metrica |
| tkm | Tonnellata-chilometro |

A causa dell'arrotondamento dei dati, alcuni totali potrebbero discostarsi dalla somma degli elementi corrispondenti.

IT

Fonti

| | |
|----------------|---|
| RF di Germania | — Statistisches Bundesamt |
| Francia | — Société Nationale des Chemins de Fer Français (SNCF) |
| Italia | — Ferrovie dello Stato (FS) |
| Paesi Bassi | — Centraal Bureau voor de Statistiek |
| Belgio | — Société Nationale des Chemins de Fer Belges (SNCB) Nationale Maatschappij der Belgische Spoorwegen (NMBS) |
| Lussemburgo | — Société Nationale des Chemins de Fer Luxembourgeois (CFL) |
| Regno Unito | — Department of Transport |
| Irlanda | — Central Statistics Office |
| Danimarca | — De Danske Statsbaner (DSB) |
| Grecia | — Hellenic Railways Organisation (OSE) |

Voorwoord

Het Bureau voor de Statistiek van de Europese Gemeenschappen publiceert de statistische resultaten van het goederenvervoer per spoor, opgesteld overeenkomstig de Richtlijn van de Raad nr. 80/1177/EEG van 4 december 1980.

Het Bureau dankt de diensten voor de statistieken van het goederenvervoer en de administraties van de Lid-Staten voor hun actieve medewerking.

Luxemburg, juni 1985

Inhoud

| | <i>Bladzijde</i> |
|--|------------------|
| Voorwoord | XXVII |
| Methodologische opmerkingen | XXVIII |
| Goederengroepen | XXIX |
| Symbolen en afkortingen | XXX |
| Bronnen | XXX |
| | |
| COMMENTAAR EN GRAFIEKEN | 1 |
| | |
| TABELLEN | 11 |
| | |
| 1. Totaal vervoer | |
| 1.1 Binnenlands en internationaal verkeer naar goederengroep — Ton, tkm | 13 |
| 1.2 Binnenlands en internationaal verkeer naar verkeersrelatie en maand — Ton | 19 |
| 1.3 Binnenlands verkeer, internationaal verkeer en doorvoer naar containers en spoor/wegvervoer — Aantal, ton | 30 |
| | |
| 2. Internationaal vervoer | |
| 2.1 Internationaal verkeer naar land en goederengroep — Ton | 37 |
| 2.2 Internationaal verkeer naar land en goederengroep — tkm | 57 |
| 2.3 Internationaal verkeer naar verkeersrelatie en hoofdstuk NST/R — Ton | 77 |
| 2.4 Internationaal verkeer naar verkeersrelatie — tkm | 79 |
| | |
| 3. Doorvoer | |
| 3.1 Doorvoer naar goederengroep — Ton, tkm | 81 |
| 3.2 Doorvoer naar land — Ton | 85 |
| 3.3 Doorvoer naar land — tkm | 99 |
| | |
| 4. Nationaal vervoer | |
| 4.1 Binnenlands verkeer naar afstandsklasse en goederengroep — Ton | 111 |
| 4.2 Binnenlands verkeer naar afstandsklasse en goederengroep — tkm | 117 |
| | |
| 5. Regionaal verkeer | |
| 5.1 Nationaal verkeer naar regio — Ton | 123 |
| 5.2 Nationaal verkeer naar regio en goederengroep — Ton | 128 |

Methodologische opmerkingen

Juridische grondslag

Richtlijn van de Raad nr. 80/1177/EEG van 4 december 1980 (PB nr. L 350 van 23.12.1980, blz. 23).

Toepassingsgebied

De Lid-Staten stellen statistieken op van het goederenvervoer op het hoofdspoorwegnet dat op hun grondgebied voor het openbaar verkeer wordt gebruikt.

De richtlijn is niet van toepassing op de volgende vormen van goederenvervoer per spoor; niet-commercieel dienstverkeer, vervoer van door reizigers begeleide bagage of voertuigen en postvervoer voor rekening van de postdiensten.

Soort verzending

Verzending per wagonlading of gesloten trein: verzending van goederen inclusief groepage van stukgoederen, waarvoor het exclusieve gebruik van een wagon of trein wordt berekend, ongeacht het feit of de laadcapaciteit van de wagon al dan niet volledig wordt benut.

Verzending van stukgoed: andere goederenzendingen, inclusief expresgoederen en andere.

Grote container

Container met een lengte van 6,1 m (20 voet) of langer buitenwerks.

Gewicht in gecombineerd vervoer

Het aangegeven gewicht omvat het gewicht van de container of van het wegvoertuig, indien niet anders aangegeven.

Doorvoer

Onder doorvoer wordt verstaan doorvoer zonder overlading.

Algemene opmerking

De tabellen EUR bevatten het totaal van de beschikbare Lid-Staten. De tabellen 1A en 1B ⁽¹⁾ hebben betrekking op de gesloten treinen en wagonladingen alsmede op de stukgoedzendingen; de andere tabellen hebben uitsluitend betrekking op de gesloten treinen en wagonladingen.

Bondsrepubliek Duitsland

Tabellen 5B en 6B (doorvoer) zijn niet beschikbaar.

Tabel 7 (vervoer per container en spoor/wegvervoer), aantal lege containers: met uitsluiting van de containers die het eigendom zijn van de Deutsche Bundesbahn; het aangegeven gewicht is het nettogewicht van de lading (met uitsluiting van het gewicht van de container of van het wegvoertuig).

Verenigd Koninkrijk — Ierland

De gegevens over het internationaal vervoer tussen Ierland en Noord-Ierland worden door Ierland als binnenslands vervoer geregistreerd.

⁽¹⁾ De nummers van de richtlijn staan tussen haakjes vermeld naast het nummer van de tabel.

Goederengroepen

| Goederengroepen | NST/R hoofd-stukken ⁽¹⁾ | NST/R groepen ⁽¹⁾ | Omschrijving |
|-----------------|------------------------------------|------------------------------|---|
| 1 | 0 | 01 | Granen |
| 2 | | 02, 03 | Aardappelen, vers fruit, verse en bevroren groenten |
| 3 | | 00, 06 | Suikerbieten en levende dieren |
| 4 | | 05 | Hout en kurk |
| 5 | | 04, 09 | Textielstoffen en -afval, andere plantaardige en dierlijke grondstoffen |
| 6 | 1 | 11, 12, 13, 14, 16, 17 | Andere voedingsprodukten en veevoeder |
| 7 | | 18 | Oliezaden, oliën en vetten |
| 8 | 2 | 21, 22, 23 | Vaste minerale brandstoffen |
| 9 | 3 | 31 | Aardoliën |
| 10 | | 32, 33, 34 | Aardolieprodukten |
| 11 | 4 | 41, 46 | IJzererts, ijzer- en staalafval, schroot en hoogovenstof |
| 12 | | 45 | Andere ertsen en afvallen daarvan |
| 13 | 5 | 51, 52, 53, 54, 55, 56 | Metaalprodukten |
| 14 | 6 | 64, 69 | Cement, kalk, andere bewerkte bouwmaterialen |
| 15 | | 61, 62, 63, 65 | Ruwe mineralen en fabrikaten |
| 16 | 7 | 71, 72 | Natuurlijke meststoffen en kunstmest |
| 17 | 8 | 83 | Produkten van de steenkool- en petrochemie, teer |
| 18 | | 81, 82, 89 | Chemische produkten (zonder produkten van de steenkool en petrochemie en teer |
| 19 | | 84 | Cellulose en oud papier |
| 20 | 9 | 91, 92, 93 | Vervoermaterieel, machines, motoren; ook indien gedemonteerd of in onderdelen |
| 21 | | 94 | Metaalwaren |
| 22 | | 95 | Glas, glaswerk, keramische produkten |
| 23 | | 96, 97 | Leer, textiel en kleding, andere fabrikaten en halffabrikaten |
| 24 | | 99 | Diverse artikelen |

⁽¹⁾ Publikatie van het Bureau voor de Statistiek van de Europese Gemeenschappen, uitgave 1968.

Symbolen en afkortingen

| | |
|-----|--|
| — | Geen |
| O | Gegeven minder dan de helft van de gebruikte eenheid |
| : | Gegeven niet beschikbaar |
| . | Niet van toepassing |
| Mio | Miljoen |
| t | Metrische ton |
| tkm | Ton-kilometer |

Wegens de afronding van de gegevens kunnen sommige totalen een verschil vertonen met de som van de corresponderende elementen.

NL

Bronnen

| | |
|---------------------|---|
| Bondsrepubliek | — Statistisches Bundesamt |
| Duitsland | — Société Nationale des Chemins de Fer Français (SNCF) |
| Frankrijk | — Ferrovie dello Stato (FS) |
| Italië | — Centraal Bureau voor de Statistiek |
| Nederland | — Société Nationale des Chemins de Fer Belges (SNCB) |
| België | Nationale Maatschappij der Belgische Spoorwegen (NMBS) |
| Luxemburg | — Société Nationale des Chemins de Fer Luxembourgeois (CFL) |
| Verenigd Koninkrijk | — Department of Transport |
| Ierland | — Central Statistics Office |
| Denemarken | — De Danske Statsbaner (DSB) |
| Griekenland | — Hellenic Railways Organisation (OSE) |

Bemærkninger og grafiske fremstillinger
Kommentare und Schaubilder
Σχόλια και γραφικές παραστάσεις
Comments and graphs
Commentaires et graphiques
Spiegazioni e grafici
Commentaar en grafieken

Innerstaatlicher Verkehr

1983 betrug das Aufkommen im innerstaatlichen Eisenbahngüterverkehr in der Europäischen Gemeinschaft 555 174 000 t (ohne Stückgutverkehr); dies bedeutet einen Rückgang um 2,2% gegenüber dem Vorjahr. Das Verkehrsaufkommen verteilt sich wie folgt auf die einzelnen Mitgliedstaaten: BR Deutschland 40%, Frankreich 21,9%, Italien 3%, Niederlande 1%, Belgien 5,8%, Luxemburg 0,6%, Vereinigtes Königreich 26,4%, Irland 0,6%, Dänemark 0,4% und Griechenland 0,2%. In drei Mitgliedstaaten stieg das Verkehrsaufkommen: Vereinigtes Königreich (3,1%), Dänemark (5,8%) und Griechenland (33,6%). In den übrigen Mitgliedstaaten wurden Rückgänge zwischen 11,2% (Irland) und 0,8% (Niederlande) registriert. Das Verkehrsvolumen in Tonnenkilometer für die EG insgesamt betrug 103 406 Mio tkm. Dies entspricht einem Rückgang um 2,2% gegenüber dem Jahre 1982. Der Anteil der einzelnen Mitgliedstaaten lautet wie folgt: BR Deutschland 33,4%, Frankreich 37,9%, Italien 6,7%, Niederlande 1%, Belgien 2,3%, Luxemburg 0,1%, Vereinigtes Königreich 17,3%, Irland 0,6%, Dänemark 0,6% und Griechenland 0,3%.

Nach NSTR-Gütergruppen verteilt sich das Verkehrsaufkommen (in t) wie folgt (NSTR = Einheitliches Güterverzeichnis für die Verkehrsstatistik):

landwirtschaftliche Erzeugnisse 3,7%, Nahrungsmittel 3%, feste mineralische Brennstoffe 32,5%, Mineralölzeugnisse 8,2%, Erze und Metallabfälle 12,2%, Metallerzeugnisse 12,9%, Steine, Erden und Baustoffe 10,9%, Düngemittel 3,2%, chemische Erzeugnisse 4,3%, Fertigwaren 9,1%.

Abgesehen von den Ausnahmen „Steine, Erden und Baustoffe“: + 0,4%, „chemische Erzeugnisse“ 3,4% und „Fertigwaren“ 4,8%, wurde bei sämtlichen Gütergruppen gegenüber 1982 ein Rückgang verzeichnet.

Aufgeschlüsselt nach Entfernungsabschnitten ergibt sich folgendes Bild: 34,4% des Verkehrsaufkommens (in t) wurden über eine Entfernung von weniger als 50 km,

24,8% über eine Entfernung zwischen 50 und 150 km, 31,4% über eine Entfernung zwischen 150 und 500 km und 9,4% über eine Entfernung von mehr als 500 km befördert.

Grenzüberschreitender Verkehr

Das Intra-EUR-Abkommen betrug 59 472 000 t, dies bedeutet gegenüber 1982 einen Rückgang um 2%. Für die einzelnen Mitgliedstaaten ergeben sich (auf der Grundlage der Entladungen) folgende Anteile: BR Deutschland 21,5%, Frankreich 24%, Italien 20,8%, Niederlande 7,1%, Belgien 18,1%, Luxemburg 6,7%, Dänemark 1,5% und Griechenland 0,2%.

Eine Aufgliederung des Verkehrsaufkommens (in t) nach NSTR-Gütergruppen ergibt folgendes Bild: landwirtschaftliche Erzeugnisse 8,5%, Nahrungsmittel 4%, feste mineralische Brennstoffe 13,5%, Mineralölzeugnisse 3,2%, Erze und Metallabfälle 13,1%, Metallerzeugnisse 20%, Steine, Erden und Baustoffe 7%, Düngemittel 4,2%, chemische Erzeugnisse 6,7% und Fertigwaren 19,6%. Gegenüber 1982 verzeichnen folgende Gruppen die höchsten Steigerungsraten: landwirtschaftliche Erzeugnisse 15,3%, Nahrungsmittel 14% und Mineralölzeugnisse 17,7%. Die stärksten Rückgänge wurden für folgende Gruppen registriert: Erze und Metallabfälle (18,4%), feste mineralische Brennstoffe (5,1%) und Fertigwaren (2,9%).

Das Extra-EUR-Abkommen betrug auf der Entladungsseite 34 643 000 t, auf der Beladungsseite 24 950 000 t. Dies bedeutet gegenüber dem Vorjahr eine Erhöhung um 1,9% bzw. einen Rückgang um 0,3%.

Die Entladungen kommen hauptsächlich aus folgenden Ländern: der Deutschen Demokratischen Republik (39%), der Tschechoslowakei (15,9%), der Schweiz und Österreich (je 11,3%) sowie Schweden (7,2%).

Die Beladungen sind hauptsächlich für folgende Länder bestimmt: die Schweiz (32,5%), Österreich (18,7%), die Deutsche Demokratische Republik (4,5%) und die Tschechoslowakei (6,7%).

National traffic

National rail traffic in the European Community fell in 1983 by 2.2% from the previous year's figures to 555 174 000 tonnes (excluding small traffic). The breakdown by Member State was as follows: Federal Republic of Germany 40%, France 21.9%, Italy 3%, Netherlands 1%, Belgium 5.8%, Luxembourg 0.6%, United Kingdom 26.4%, Ireland 0.6%, Denmark 0.4% and Greece 0.2%. Traffic increased in three Member States (United Kingdom 3.1%, Denmark 5.8%, Greece 33.6%), with decreases in the others ranging from 11.2% for Ireland and 0.8% for the Netherlands. Total tonnes/km for the European Community was down to 103 406 million tkm, 2.2% below the 1982 figure, with the following breakdown by Member State: Federal Republic of Germany 33.4%, France 37.9%, Italy 6.7%, Netherlands 1%, Belgium 2.3%, Luxembourg 0.1%, United Kingdom 17.3%, Ireland 0.6%, Denmark 0.6% and Greece 0.3%.

The breakdown of traffic (in tonnes) by product group of the Standard Nomenclature of Goods for Transport Statistics was as follows: agricultural products 3.7%, foodstuffs 3%, solid mineral fuels 32.5%, petroleum products 8.2%, ores and metal waste 12.2%, metal products 12.9%, minerals and building materials 10.9%, fertilizers 3.2%, chemicals 4.3%, manufactured articles 9.1%. Traffic fell in all groups apart from minerals and building materials (+ 0.4%), chemicals (+ 3.4%) and manufactured articles.

As regards the breakdown by distance, 34.4% of the traffic (in tonnes) was for a distance of under 50 km, 24.4% between 50 and 150 km, 31.4% between 150 and 500 km and 9.4% over 500 km.

International traffic

Intra-EUR traffic amounted for 59 472 000 tonnes, 2% below the 1982 figure. The breakdown by Member State (unloading) was: Federal Republic of Germany 21.5%, France 24%, Italy 20.8%, the Netherlands 7.1%, Belgium 18.1%, Luxembourg 6.7%, Denmark 1.5% and Greece 0.2%.

The division of traffic (tonnes) by product group of the Standard Nomenclature of Goods for Transport Statistics was as follows: agricultural products 8.5%, foodstuffs 4%, solid mineral fuels 13.8%, petroleum products 3.2%, ores and metal waste 13.1%, metal products 20%, minerals and building materials 7%, fertilizers 4.2%, chemicals 6.7%, manufactured articles 19.6%. The greatest increases on the 1982 figures were for: agricultural products 15.3%, foodstuffs 14% and petroleum products 17.7% and the greatest decreases for: ores and metal waste 18.4%, solid mineral fuels 5.1% and manufactured articles 2.9%.

Extra-EUR traffic amounted to 34 643 000 tonnes (basis: unloading), up by 1.9% from the previous year, and 24 950 000 tonnes (basis: loading), 0.3% down.

The principal countries for unloading were: German Democratic Republic 39%, Czechoslovakia 15.9%, Switzerland and Austria 11.3% each, Sweden 7.2%; and for loading: Switzerland 32.5%, Austria 18.7%, German Democratic Republic 14.5% and Czechoslovakia 6.7%.

Trafic national

En 1983, le trafic national par chemin de fer dans la Communauté européenne se monte à 555 174 mille tonnes (sans les envois de détail), cela représente une diminution de 2,2% par rapport à l'année précédente. La répartition de ce trafic par État membre est la suivante: RF d'Allemagne 40%, France 21,9%, Italie 3%, Pays-Bas 1%, Belgique 5,8%, Luxembourg 0,6%, Royaume-Uni 26,4%, Irlande 0,6%, Danemark 0,4% et Grèce 0,2%. Trois États membres enregistrent une augmentation de trafic: Royaume-Uni 3,1%, Danemark 5,8% et Grèce 33,6%; les autres États membres notent des diminutions se situant entre 11,2% pour l'Irlande et 0,8% pour les Pays-Bas. En tonnes-km, on enregistre un total de 103 406 Mio tkm pour la CE soit une diminution de 2,2% par rapport à 1982. La répartition par État membre: RF d'Allemagne 33,4%, France 37,9%, Italie 6,7%, Pays-Bas 1%, Belgique 2,3%, Luxembourg 0,1%, Royaume-Uni 17,3%, Irlande 0,6%, Danemark 0,6% et Grèce 0,3%.

La répartition du trafic (tonnes) par groupes de produits NSTR (Nomenclature uniforme de marchandises pour les statistiques de transport) est la suivante: produits agricoles 3,7%, denrées alimentaires 3%, combustibles minéraux solides 32,5%, produits pétroliers 8,2%, minerais et déchets pour la métallurgie 12,2%, produits métallurgiques 12,9%, minéraux et matériaux de construction 10,9%, engrais 3,2%, produits chimiques 4,3%, articles manufacturés 9,1%. Par rapport à 1982, on note pour tous les groupes de produits une diminution à l'exception de: minéraux et matériaux de construction + 0,4%, produits chimiques + 3,4% et articles manufacturés + 4,8%.

Par tranche de distance, on constate que 34,4% du trafic (tonnes) se fait sur une distance de moins de 50 km, 24,8% sur une distance entre 50 et 150 km, 31,4% sur une distance entre 150 et 500 km et 9,4% sur une distance de 500 km et plus.

Trafic international

Le trafic intra-EUR se monte à 59 472 mille tonnes, soit une diminution de 2% par rapport à 1982. La répartition par État membre (sur base du déchargement):

RF d'Allemagne 21,5%, France 24%, Italie 20,8%, Pays-Bas 7,1%, Belgique 18,1%, Luxembourg 6,7%, Danemark 1,5% et Grèce 0,2%.

La répartition du trafic (tonnes) par groupes de produits NSTR est la suivante:

produits agricoles 8,5%, denrées alimentaires 4%, combustibles minéraux solides 13,8%, produits pétroliers 3,2%, minerais et déchets pour la métallurgie 13,1%, produits métallurgiques 20%, minéraux et matériaux de construction 7%, engrais 4,2%, produits chimiques 6,7% et articles manufacturés 19,6%. Par rapport à 1982, on note les augmentations les plus importantes dans les groupes:

produits agricoles 15,3%, denrées alimentaires 14% et produits pétroliers 17,7%, les diminutions les plus fortes se trouvent dans les groupes: minerais et déchets pour la métallurgie 18,4%, combustibles minéraux solides 5,1% et articles manufacturés 2,9%.

Le trafic extra-EUR s'élève à 34 643 mille tonnes en déchargement et à 24 950 mille tonnes en chargement; par rapport à l'année précédente, cela représente, respectivement, une augmentation de 1,9% et une diminution de 0,3%.

Les déchargements les plus importants proviennent des pays suivants:

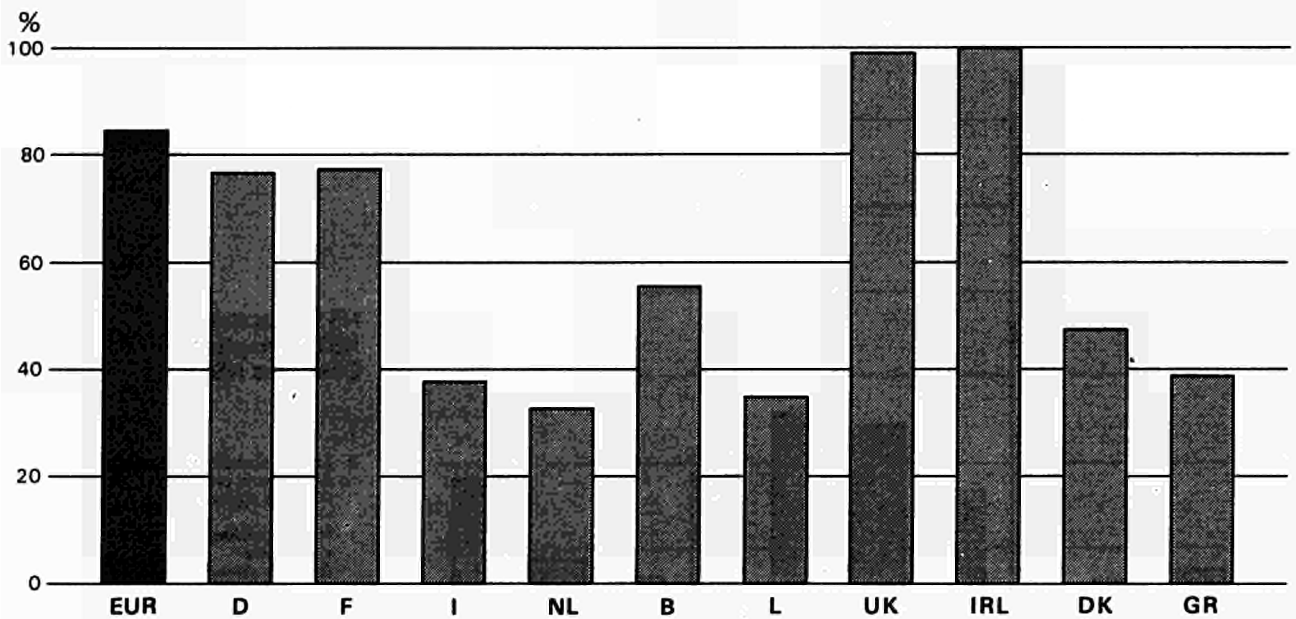
République démocratique allemande 39%, Tchécoslovaquie 15,9%, Suisse et Autriche 11,3% chacun, Suède 7,2%. Les chargements sont destinés principalement aux pays suivants:

Suisse 32,5%, Autriche 18,7%, République démocratique allemande 14,5% et Tchécoslovaquie 6,7%.

Eisenbahn, 1983, Tonnen
Innerstaatlicher Verkehr in Prozent des Gesamtverkehrs (*)

Railway 1983, tonnes
National traffic as a percentage of total traffic (*)

Chemin de fer, 1983, tonnes
Trafic national en pourcentage du trafic total (*)

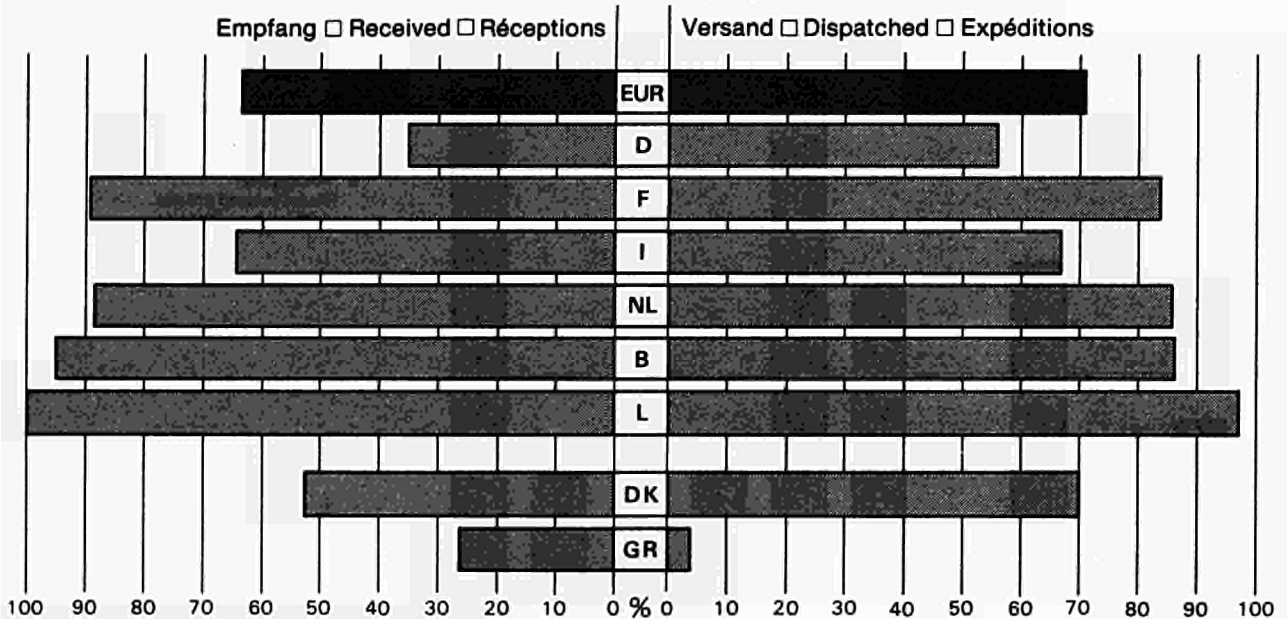


(*) Ohne Durchgangsverkehr / Without transit / Sans transit

Eisenbahn, 1983, Tonnen
Intra-EUR Verkehr in Prozent des grenzüberschreitenden Verkehrs (*)

Railway, 1983, tonnes
Intra-EUR traffic as a percentage of international traffic (*)

Chemin de fer, 1983, tonnes
Trafic intra-EUR en pourcentage du trafic international (*)



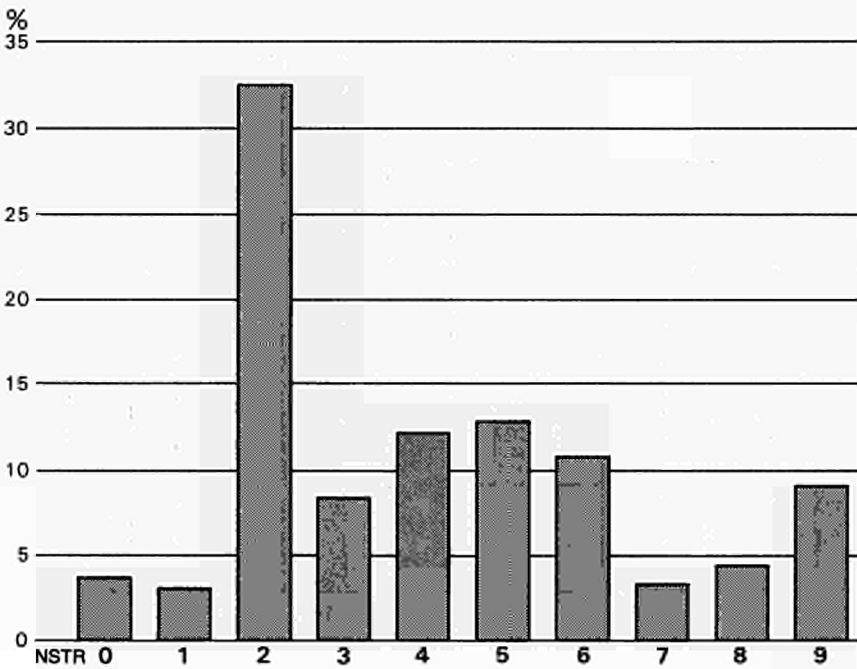
(*) Ohne Durchgangsverkehr/UK: nicht verfügbar/IRL: kein grenzüberschreitender Verkehr
 Without transit/UK: not available/IRL: no international traffic
 Sans transit/UK: non disponible/IRL: pas de trafic international



Eisenbahn, 1983, EUR, Tonnen
Verkehr nach Gütergruppen in Prozent des innerstaatlichen Verkehrs

Railway, 1983, EUR, tonnes
Traffic by group of goods as a percentage of national traffic

Chemin de fer, 1983, EUR, tonnes
Trafic par groupes de marchandises en pourcentage du trafic national



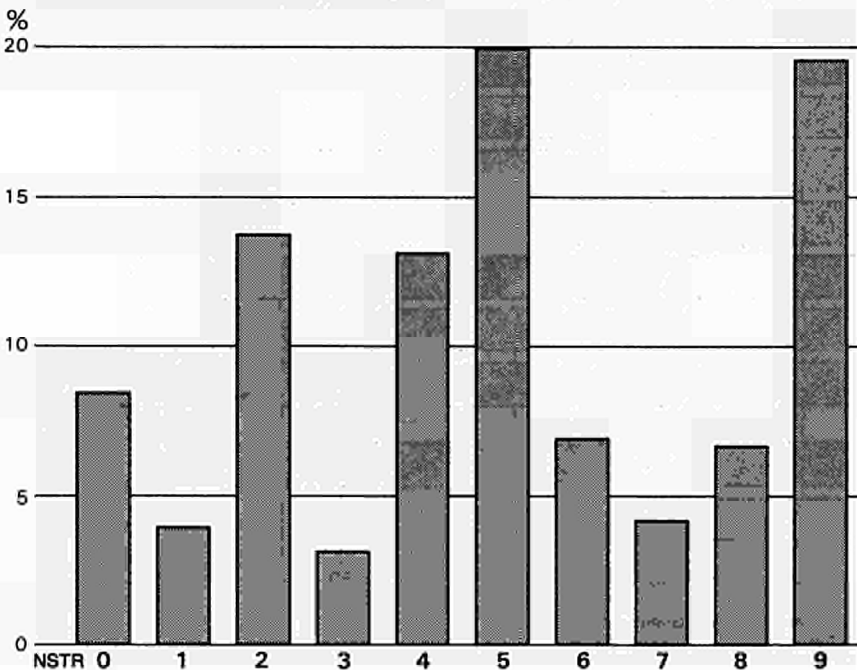
NSTR-Kapitel
NSTR chapters
Chapitres NSTR

- 0 Landwirtschaftliche Erzeugnisse
Agricultural products
Produits agricoles
- 1 Nahrungsmittel
Foodstuffs
Denrées alimentaires
- 2 Feste mineralische Brennstoffe
Solid mineral fuels
Combustibles minéraux solides
- 3 Mineralölzeugnisse
Petroleum products
Produits pétroliers
- 4 Erze und Metallabfälle
Ores and metal waste
Minéraux et déchets pour la métallurgie
- 5 Metallerzeugnisse
Metal products
Produits métallurgiques
- 6 Steine, Erden und Baustoffe
Minerals and building materials
Minéraux et matériaux de construction
- 7 Düngemittel
Fertilizers
Engrais
- 8 Chemische Erzeugnisse
Chemicals
Produits chimiques
- 9 Fertigwaren
Manufactured articles
Articles manufacturés

Eisenbahn, 1983, EUR, Tonnen
Verkehr nach Gütergruppen in Prozent des intra-EUR-Verkehrs

Railway, 1983, EUR, tonnes
Traffic by group of goods as a percentage of intra-EUR traffic

Chemin de fer, 1983, EUR, tonnes
Trafic par groupe de marchandises en pourcentage du trafic intra-EUR



**Tabeller
Tabellen
Πίνακες
Tables
Tableaux
Tabelle
Tabellen**

1. 2013
2. 2014
3. 2015
4. 2016
5. 2017
6. 2018

INNERSTAATLICHER UND GRENZUEBERSCHREITENDER VERKEHR NACH GUETERGRUPPE

BR DEUTSCHLAND

NATIONAL AND INTERNATIONAL TRAFFIC BY GROUP OF GOODS

1983

TRAFFIC NATIONAL ET INTERNATIONAL PAR GROUPE DE MARCHANDISES

1000 T/MIO TKM

| 24 GUETERGRUPPE GROUP OF GOODS GROUPE DE MARCHANDISES | NST/R | INNERSTAATLICH NATIONAL | | GRENZUEBERSCHREITEND - INTERNATIONAL | | | INSGESAMT TOTAL | |
|--|-------------------|----------------------------|----------------|--------------------------------------|---------------|----------------|--------------------|-------------------|
| | | 1000 T (1) | MIO TKM (2) | 1000 T (3) | 1000 T (4) | MIO TKM (5) | 1000 T(a) (6) | MIO TKM(b) (7) |
| A. WAGENLADUNGEN FULL WAGONS WAGONS COMPLETS | | | | | | | | |
| 01 | 01 | 490 | 62 | 149 | 318 | 68 | 958 | 130 |
| 02 | 02,03 | 1011 | 382 | 171 | 1119 | 408 | 2301 | 790 |
| 03 | 00,06 | 3752 | 217 | 90 | 1 | 11 | 3843 | 228 |
| 04 | 05 | 958 | 282 | 460 | 1356 | 450 | 2774 | 733 |
| 05 | 04,09 | 354 | 154 | 321 | 221 | 200 | 896 | 354 |
| 06 | 11,12,13,14,16,17 | 2731 | 841 | 2253 | 661 | 843 | 5645 | 1684 |
| 07 | 18 | 234 | 52 | 238 | 309 | 91 | 780 | 143 |
| 08 | 21,22,23 | 67807 | 6926 | 7512 | 4906 | 1910 | 80225 | 8836 |
| 09 | 31 | 1127 | 129 | 0 | 2 | 0 | 1130 | 129 |
| 10 | 32,33,34 | 17293 | 3079 | 1029 | 5893 | 729 | 24215 | 3808 |
| 11 | 41,46 | 31015 | 3262 | 1662 | 3097 | 962 | 35774 | 4224 |
| 12 | 45 | 1426 | 298 | 148 | 94 | 64 | 1667 | 362 |
| 13 | 51,52,53,54,55,56 | 37792 | 4466 | 4859 | 6083 | 2758 | 48734 | 7223 |
| 14 | 64,69 | 6445 | 626 | 260 | 709 | 227 | 5414 | 854 |
| 15 | 61,62,63,65 | 15135 | 1851 | 1463 | 1656 | 765 | 18254 | 2616 |
| 16 | 71,72 | 7916 | 2116 | 1791 | 2286 | 929 | 11993 | 3045 |
| 17 | 83 | 620 | 172 | 112 | 461 | 118 | 1192 | 290 |
| 18 | 81,82,89 | 9372 | 2526 | 3142 | 2291 | 1697 | 14805 | 4223 |
| 19 | 84 | 1210 | 542 | 231 | 204 | 179 | 1644 | 721 |
| 20 | 91,92,93 | 5102 | 1918 | 2118 | 883 | 1123 | 8103 | 3041 |
| 21 | 94 | 886 | 269 | 104 | 202 | 109 | 1192 | 378 |
| 22 | 95 | 509 | 170 | 131 | 136 | 103 | 776 | 273 |
| 23 | 96,97 | 1749 | 693 | 483 | 1076 | 551 | 3308 | 1244 |
| 24 | 99 | 9246 | 3484 | 2298 | 2571 | 1896 | 14114 | 5380 |
| 25 | ZUSAMMEN-TOTAL A | 222176 | 34517 | 31025 | 36535 | 16192 | 289737 | 50709 |
| B. STUECKGUT-SMALLS-DETAIL | | | | | | | | |
| 26 | | 2611 | . | - | - | . | 2611 | . |
| 27 | INSGES.-TOTAL A+B | 224787 | . | 31025 | 36535 | . | 292347 | . |

INNERSTAATLICHER UND GRENZUEBERSCHREITENDER VERKEHR NACH GUETERGRUPPE

FRANCE

NATIONAL AND INTERNATIONAL TRAFFIC BY GROUP OF GOODS

1983

TRAFFIC NATIONAL ET INTERNATIONAL PAR GROUPE DE MARCHANDISES

1000 T/MIO TKM

| 24 GUETERGRUPPE GROUP OF GOODS GROUPE DE MARCHANDISES | NST/R | INNERSTAATLICH NATIONAL | | GRENZUEBERSCHREITEND - INTERNATIONAL | | | INSGESAMT TOTAL | |
|--|-------------------|----------------------------|----------------|--------------------------------------|---------------|----------------|--------------------|-------------------|
| | | 1000 T (1) | MIO TKM (2) | 1000 T (3) | 1000 T (4) | MIO TKM (5) | 1000 T(a) (6) | MIO TKM(b) (7) |
| A. WAGENLADUNGEN FULL WAGONS WAGONS COMPLETS | | | | | | | | |
| 01 | 01 | 6569 | 2455 | 3237 | 332 | 1369 | 10138 | 3824 |
| 02 | 02,03 | 1368 | 864 | 336 | 216 | 400 | 1920 | 1264 |
| 03 | 00,06 | 156 | 102 | 3 | 27 | 20 | 186 | 121 |
| 04 | 05 | 1614 | 734 | 269 | 188 | 244 | 2071 | 978 |
| 05 | 04,09 | 97 | 47 | 74 | 50 | 58 | 221 | 105 |
| 06 | 11,12,13,14,16,17 | 9696 | 4475 | 1538 | 442 | 905 | 11676 | 5380 |
| 07 | 18 | 548 | 259 | 437 | 51 | 348 | 1036 | 607 |
| 08 | 21,22,23 | 15624 | 2460 | 999 | 3620 | 734 | 20243 | 3195 |
| 09 | 31 | 186 | 39 | 0 | 1 | 0 | 187 | 39 |
| 10 | 32,33,34 | 12971 | 3739 | 297 | 611 | 172 | 13879 | 3911 |
| 11 | 41,46 | 11093 | 1514 | 2760 | 562 | 923 | 14415 | 2436 |
| 12 | 45 | 2035 | 457 | 102 | 16 | 24 | 2153 | 481 |
| 13 | 51,52,53,54,55,56 | 15025 | 3951 | 4016 | 4339 | 2110 | 23380 | 6061 |
| 14 | 64,69 | 3227 | 842 | 188 | 101 | 108 | 3517 | 950 |
| 15 | 61,62,63,65 | 13344 | 4017 | 1564 | 265 | 970 | 15174 | 4986 |
| 16 | 71,72 | 6544 | 3180 | 562 | 1305 | 597 | 8412 | 3778 |
| 17 | 83 | 303 | 118 | 34 | 109 | 66 | 446 | 184 |
| 18 | 81,82,89 | 6813 | 2886 | 1333 | 836 | 705 | 8982 | 3591 |
| 19 | 84 | 785 | 373 | 84 | 148 | 104 | 1017 | 477 |
| 20 | 91,92,93 | 2542 | 1353 | 761 | 1010 | 899 | 4314 | 2252 |
| 21 | 94 | 455 | 195 | 50 | 58 | 42 | 564 | 237 |
| 22 | 95 | 876 | 368 | 75 | 105 | 83 | 1057 | 452 |
| 23 | 96,97 | 1313 | 543 | 200 | 493 | 358 | 2007 | 901 |
| 24 | 99 | 8286 | 4181 | 1023 | 1115 | 1530 | 10424 | 5710 |
| 25 | ZUSAMMEN-TOTAL A | 121473 | 39152 | 19942 | 16001 | 12769 | 157416 | 51921 |
| B. STUECKGUT-SMALLS-DETAIL | | | | | | | | |
| 26 | | 1923 | . | 41 | 34 | . | 1998 | . |
| 27 | INSGES.-TOTAL A+B | 123396 | . | 19982 | 16036 | . | 159413 | . |

(a) SP/COL. 1+3+4

(b) SP/COL. 2+5

INNERSTAATLICHER UND GRENZUEBERSCHREITENDER VERKEHR NACH GUETERGRUPPE

ITALIA

NATIONAL AND INTERNATIONAL TRAFFIC BY GROUP OF GOODS

1983

TRAFFIC NATIONAL ET INTERNATIONAL PAR GROUPE DE MARCHANDISES

1000 T/MIO TKM

| 24 GUETERGRUPPE GROUP OF GOODS GROUPE DE MARCHANDISES | NST/R | INNERSTAATLICH NATIONAL | | GRENZUEBERSCHREITEND - INTERNATIONAL BELADUNG LOADING CHARGEMENT | | | ENTLADUNG UNLOADING DECHARGEMENT | | INSGESAMT TOTAL | |
|--|-------------------|----------------------------|----------------|---|---------------|----------------|--|-------------------|--------------------|--|
| | | 1000 T (1) | MIO TKM (2) | 1000 T (3) | 1000 T (4) | MIO TKM (5) | 1000 T(a) (6) | MIO TKM(b) (7) | | |
| A. WAGENLADUNGEN FULL WAGONS WAGONS COMPLETS | | | | | | | | | | |
| 01 | 01 | 536 | 149 | 34 | 1096 | 343 | 1666 | 492 | | |
| 02 | 02,03 | 272 | 265 | 1350 | 156 | 1422 | 1778 | 1687 | | |
| 03 | 00,06 | 248 | 125 | 1 | 346 | 89 | 595 | 214 | | |
| 04 | 05 | 829 | 456 | 6 | 2173 | 762 | 3008 | 1218 | | |
| 05 | 04,09 | 65 | 34 | 60 | 135 | 77 | 260 | 111 | | |
| 06 | 11,12,13,14,16,17 | 1342 | 926 | 501 | 358 | 378 | 2200 | 1304 | | |
| 07 | 18 | 166 | 39 | 7 | 31 | 13 | 205 | 52 | | |
| 08 | 21,22,23 | 374 | 115 | 55 | 181 | 62 | 611 | 177 | | |
| 09 | 31 | 0 | 0 | 0 | 1 | 0 | 1 | 0 | | |
| 10 | 32,33,34 | 530 | 140 | 378 | 448 | 291 | 1356 | 431 | | |
| 11 | 41,46 | 1865 | 299 | 79 | 3011 | 660 | 4956 | 959 | | |
| 12 | 45 | 99 | 32 | 57 | 133 | 62 | 289 | 94 | | |
| 13 | 51,52,53,54,55,56 | 3755 | 848 | 1366 | 2840 | 1014 | 7961 | 1863 | | |
| 14 | 64,69 | 268 | 94 | 14 | 106 | 72 | 467 | 166 | | |
| 15 | 61,62,63,65 | 1581 | 306 | 195 | 1625 | 590 | 3401 | 896 | | |
| 16 | 71,72 | 651 | 421 | 107 | 194 | 94 | 951 | 516 | | |
| 17 | 83 | 14 | 4 | 14 | 258 | 66 | 286 | 70 | | |
| 18 | 81,82,89 | 592 | 297 | 385 | 678 | 372 | 1655 | 649 | | |
| 19 | 84 | 110 | 44 | 16 | 495 | 191 | 620 | 235 | | |
| 20 | 91,92,93 | 512 | 333 | 975 | 638 | 545 | 2124 | 878 | | |
| 21 | 94 | 145 | 60 | 59 | 41 | 39 | 245 | 99 | | |
| 22 | 95 | 67 | 40 | 75 | 52 | 66 | 194 | 107 | | |
| 23 | 96,97 | 412 | 312 | 290 | 562 | 291 | 1263 | 603 | | |
| 24 | 99 | 2498 | 1545 | 2758 | 3649 | 1226 | 8905 | 2771 | | |
| 25 | ZUSAMMEN-TOTAL A | 16932 | 6885 | 8860 | 19205 | 8726 | 44997 | 15611 | | |
| B. STUECKGUT-SMALLS-DETAIL | | | | | | | | | | |
| 26 | | 229 | . | 16 | 15 | . | 259 | . | | |
| 27 | INSGES.-TOTAL A+B | 17160 | . | 8875 | 19221 | . | 45256 | . | | |

INNERSTAATLICHER UND GRENZUEBERSCHREITENDER VERKEHR NACH GUETERGRUPPE

NEDERLAND

NATIONAL AND INTERNATIONAL TRAFFIC BY GROUP OF GOODS

1983

TRAFFIC NATIONAL ET INTERNATIONAL PAR GROUPE DE MARCHANDISES

1000 T/MIO TKM

| 24 GUETERGRUPPE GROUP OF GOODS GROUPE DE MARCHANDISES | NST/R | INNERSTAATLICH NATIONAL | | GRENZUEBERSCHREITEND - INTERNATIONAL BELADUNG LOADING CHARGEMENT | | | ENTLADUNG UNLOADING DECHARGEMENT | | INSGESAMT TOTAL | |
|--|-------------------|----------------------------|----------------|---|---------------|----------------|--|-------------------|--------------------|--|
| | | 1000 T (1) | MIO TKM (2) | 1000 T (3) | 1000 T (4) | MIO TKM (5) | 1000 T(a) (6) | MIO TKM(b) (7) | | |
| A. WAGENLADUNGEN FULL WAGONS WAGONS COMPLETS | | | | | | | | | | |
| 01 | 01 | 60 | 3 | 35 | 245 | 36 | 339 | 40 | | |
| 02 | 02,03 | - | - | 65 | 102 | 23 | 168 | 23 | | |
| 03 | 00,06 | 332 | 53 | 0 | 0 | 0 | 332 | 53 | | |
| 04 | 05 | 10 | 1 | 4 | 21 | 4 | 34 | 6 | | |
| 05 | 04,09 | 4 | 1 | 36 | 18 | 9 | 58 | 9 | | |
| 06 | 11,12,13,14,16,17 | 144 | 24 | 178 | 111 | 33 | 433 | 58 | | |
| 07 | 18 | 0 | 0 | 50 | 28 | 10 | 79 | 10 | | |
| 08 | 21,22,23 | 0 | 0 | 232 | 724 | 113 | 956 | 113 | | |
| 09 | 31 | 1070 | 222 | 6 | - | 1 | 1076 | 223 | | |
| 10 | 32,33,34 | 130 | 17 | 223 | 140 | 49 | 493 | 65 | | |
| 11 | 41,46 | 113 | 10 | 2497 | 8 | 457 | 2618 | 467 | | |
| 12 | 45 | 1 | 0 | 21 | 35 | 5 | 57 | 6 | | |
| 13 | 51,52,53,54,55,56 | 63 | 8 | 287 | 226 | 69 | 576 | 78 | | |
| 14 | 64,69 | 1 | 0 | 7 | 344 | 83 | 352 | 83 | | |
| 15 | 61,62,63,65 | 296 | 69 | 258 | 696 | 211 | 1250 | 280 | | |
| 16 | 71,72 | 573 | 113 | 540 | 22 | 40 | 1135 | 153 | | |
| 17 | 83 | 3 | 0 | 21 | 9 | 6 | 33 | 6 | | |
| 18 | 81,82,89 | 990 | 211 | 1178 | 563 | 208 | 2731 | 419 | | |
| 19 | 84 | 21 | 3 | 22 | 19 | 6 | 63 | 9 | | |
| 20 | 91,92,93 | 40 | 12 | 168 | 217 | 55 | 425 | 68 | | |
| 21 | 94 | 2 | 0 | 2 | 16 | 3 | 20 | 3 | | |
| 22 | 95 | 1 | 0 | 1 | 32 | 4 | 34 | 4 | | |
| 23 | 96,97 | 4 | 1 | 33 | 91 | 15 | 128 | 16 | | |
| 24 | 99 | 1831 | 241 | 1058 | 1120 | 288 | 4009 | 529 | | |
| 25 | ZUSAMMEN-TOTAL A | 5689 | 991 | 6922 | 4788 | 1729 | 17399 | 2719 | | |
| B. STUECKGUT-SMALLS-DETAIL | | | | | | | | | | |
| 26 | | 0 | . | 1 | 1 | . | 2 | . | | |
| 27 | INSGES.-TOTAL A+B | 5690 | . | 6922 | 4789 | . | 17401 | . | | |

(a) SP/COL. 1+3+4

(b) SP/COL. 2+5

EISENBahn - RAILWAY - CHEMIN DE FER

1.1.05 (1A)

INNERSTAATLICHER UND GRENZUEBERSCHREITENDER VERKEHR NACH GUETERGRUPPE

BELGIQUE/BELGIE

NATIONAL AND INTERNATIONAL TRAFFIC BY GROUP OF GOODS

1983

TRAFFIC NATIONAL ET INTERNATIONAL PAR GROUPE DE MARCHANDISES

1000 T/MIO TKM

| 24 GUETERGRUPPE GROUP OF GOODS GROUPE DE MARCHANDISES | NST/R | INNERSTAATLICH NATIONAL | | GRENZUEBERSCHREITEND - INTERNATIONAL BELADUNG LOADING | | | ENTLADUNG UNLOADING | | INSGESAMT TOTAL |
|--|--------------------|----------------------------|----------------|---|---------------|----------------|------------------------|-------------------|--------------------|
| | | 1000 T (1) | MIO TKM (2) | 1000 T (3) | 1000 T (4) | MIO TKM (5) | 1000 T(a) (6) | MIO TKM(b) (7) | |
| A. WAGENLADUNGEN FULL WAGONS WAGONS COMPLETS | | | | | | | | | |
| 01 | 101 | 427 | 13 | 312 | 1444 | 140 | | 2183 | 154 |
| 02 | 102,03 | 0 | 0 | 77 | 95 | 25 | | 173 | 25 |
| 03 | 100,06 | 97 | 11 | 2 | 1 | 0 | | 99 | 11 |
| 04 | 105 | 93 | 19 | 39 | 43 | 8 | | 176 | 27 |
| 05 | 104,09 | 1 | 0 | 18 | 19 | 7 | | 37 | 7 |
| 06 | 111,12,13,14,16,17 | 284 | 25 | 317 | 731 | 145 | | 1333 | 170 |
| 07 | 118 | 5 | 0 | 15 | 112 | 7 | | 132 | 7 |
| 08 | 121,22,23 | 10366 | 678 | 633 | 1313 | 241 | | 12312 | 919 |
| 09 | 131 | 3 | 0 | 0 | 3 | 0 | | 6 | 0 |
| 10 | 132,33,34 | 1001 | 110 | 2411 | 41 | 519 | | 3453 | 629 |
| 11 | 141,46 | 9485 | 861 | 1455 | 578 | 448 | | 11518 | 1308 |
| 12 | 145 | 13 | 1 | 364 | 99 | 55 | | 476 | 56 |
| 13 | 151,52,53,54,55,56 | 7535 | 283 | 3014 | 3077 | 888 | | 13625 | 1171 |
| 14 | 164,69 | 361 | 49 | 654 | 14 | 59 | | 1029 | 108 |
| 15 | 161,62,63,65 | 801 | 104 | 1036 | 329 | 111 | | 2166 | 215 |
| 16 | 171,72 | 308 | 24 | 745 | 158 | 120 | | 1211 | 145 |
| 17 | 183 | 1 | 0 | 12 | 4 | 3 | | 16 | 3 |
| 18 | 181,82,89 | 359 | 33 | 946 | 966 | 309 | | 2271 | 342 |
| 19 | 184 | 0 | 0 | 82 | 2 | 14 | | 84 | 14 |
| 20 | 191,92,93 | 52 | 5 | 399 | 833 | 160 | | 1284 | 164 |
| 21 | 194 | 7 | 0 | 8 | 30 | 5 | | 44 | 6 |
| 22 | 195 | 93 | 14 | 110 | 22 | 18 | | 225 | 32 |
| 23 | 196,97 | 4 | 0 | 37 | 91 | 20 | | 131 | 20 |
| 24 | 199 | 952 | 135 | 1888 | 1336 | 411 | | 4177 | 546 |
| 25 | ZUSAMMEN-TOTAL A | 32247 | 2368 | 14576 | 11338 | 3713 | | 58161 | 6080 |
| B. STUECKGUT-SMALLS-DETAIL | | | | | | | | | |
| 27 | INSGES.-TOTAL A+B | 32484 | . | 14588 | 11360 | . | | 58432 | . |

EISENBahn - RAILWAY - CHEMIN DE FER

1.1.06 (1A)

INNERSTAATLICHER UND GRENZUEBERSCHREITENDER VERKEHR NACH GUETERGRUPPE

LUXEMBOURG

NATIONAL AND INTERNATIONAL TRAFFIC BY GROUP OF GOODS

1983

TRAFFIC NATIONAL ET INTERNATIONAL PAR GROUPE DE MARCHANDISES

1000 T/MIO TKM

| 24 GUETERGRUPPE GROUP OF GOODS GROUPE DE MARCHANDISES | NST/R | INNERSTAATLICH NATIONAL | | GRENZUEBERSCHREITEND - INTERNATIONAL BELADUNG LOADING | | | ENTLADUNG UNLOADING | | INSGESAMT TOTAL |
|--|--------------------|----------------------------|----------------|---|---------------|----------------|------------------------|-------------------|--------------------|
| | | 1000 T (1) | MIO TKM (2) | 1000 T (3) | 1000 T (4) | MIO TKM (5) | 1000 T(a) (6) | MIO TKM(b) (7) | |
| A. WAGENLADUNGEN FULL WAGONS WAGONS COMPLETS | | | | | | | | | |
| 01 | 101 | 27 | 1 | - | 15 | 1 | | 43 | 2 |
| 02 | 102,03 | 0 | 0 | 0 | 4 | 0 | | 4 | 0 |
| 03 | 100,06 | - | - | - | - | - | | - | - |
| 04 | 105 | 0 | 0 | 14 | 3 | 1 | | 18 | 1 |
| 05 | 104,09 | 0 | 0 | 2 | 1 | 0 | | 1 | 0 |
| 06 | 111,12,13,14,16,17 | 21 | 1 | 0 | 2 | 0 | | 25 | 1 |
| 07 | 118 | - | - | 0 | 0 | 0 | | 0 | 0 |
| 08 | 121,22,23 | 26 | 1 | 0 | 1723 | 125 | | 1749 | 127 |
| 09 | 131 | - | - | - | 0 | 0 | | 0 | 0 |
| 10 | 132,33,34 | 38 | 2 | 0 | 625 | 11 | | 663 | 13 |
| 11 | 141,46 | 1166 | 25 | 7 | 996 | 21 | | 2168 | 46 |
| 12 | 145 | 0 | 0 | 0 | 2 | 0 | | 2 | 0 |
| 13 | 151,52,53,54,55,56 | 809 | 22 | 1796 | 161 | 58 | | 2766 | 79 |
| 14 | 164,69 | 384 | 14 | 40 | 309 | 9 | | 734 | 22 |
| 15 | 161,62,63,65 | 731 | 42 | 19 | 56 | 2 | | 806 | 44 |
| 16 | 171,72 | 116 | 6 | 386 | 61 | 18 | | 563 | 24 |
| 17 | 183 | 0 | 0 | 0 | 0 | 0 | | 0 | 0 |
| 18 | 181,82,89 | 4 | 0 | 2 | 6 | 0 | | 12 | 0 |
| 19 | 184 | - | - | 9 | - | 0 | | 0 | 0 |
| 20 | 191,92,93 | 38 | 1 | 4 | 5 | 0 | | 46 | 1 |
| 21 | 194 | 1 | 0 | 1 | 2 | 0 | | 4 | 0 |
| 22 | 195 | 0 | 0 | 7 | 0 | 0 | | 8 | 0 |
| 23 | 196,97 | 0 | 0 | 18 | 3 | 1 | | 21 | 1 |
| 24 | 199 | 16 | 0 | 39 | 36 | 2 | | 91 | 3 |
| 25 | ZUSAMMEN-TOTAL A | 3377 | 115 | 2337 | 4010 | 250 | | 9724 | 365 |
| B. STUECKGUT-SMALLS-DETAIL | | | | | | | | | |
| 27 | INSGES.-TOTAL A+B | 3377 | . | 2339 | 4018 | . | | 9734 | . |

(a) SP/CDL. 1+3+4

(b) SP/CDL. 2+5

EISENBAHN - RAILWAY - CHEMIN DE FER

1.1.07 (1A)

INNERSTAATLICHER UND GRENZUEBERSCHREITENDER VERKEHR NACH GUETERGRUPPE

UNITED KINGDOM

NATIONAL AND INTERNATIONAL TRAFFIC BY GROUP OF GOODS

1983

TRAFFIC NATIONAL ET INTERNATIONAL PAR GROUPE DE MARCHANDISES

1000 T/MIO TKM

| 24 GUETERGRUPPE GROUP OF GOODS GROUPE DE MARCHANDISES | NST/R | INNERSTAATLICHER NATIONAL | | GRENZUEBERSCHREITEND - INTERNATIONAL | | | INSGESAMT TOTAL | |
|--|-------------------|------------------------------|----------------|--------------------------------------|---------------|----------------|--------------------|-------------------|
| | | 1000 T (1) | MIO TKM (2) | 1000 T (3) | 1000 T (4) | MIO TKM (5) | 1000 T(a) (6) | MIO TKM(b) (7) |
| A. WAGENLADUNGEN FULL WAGONS WAGONS COMPLETS | | | | | | | | |
| 01 | 01 | 246 | 120 | 5 | 1 | 2 | 252 | 122 |
| 02 | 02,03 | 8 | 7 | 3 | 172 | 48 | 184 | 55 |
| 03 | 00,06 | 0 | 0 | - | - | - | 0 | 0 |
| 04 | 05 | 2 | 1 | 0 | 18 | 6 | 20 | 7 |
| 05 | 04,09 | 0 | 0 | 1 | 20 | 9 | 21 | 9 |
| 06 | 11,12,13,14,16,17 | 351 | 175 | 17 | 83 | 32 | 451 | 207 |
| 07 | 18 | - | - | - | - | - | - | - |
| 08 | 21,22,23 | 85575 | 5710 | - | 12 | 2 | 85587 | 5712 |
| 09 | 31 | 89 | 36 | - | - | - | 89 | 36 |
| 10 | 32,33,34 | 10744 | 2274 | 21 | 2 | 10 | 10767 | 2283 |
| 11 | 41,46 | 8524 | 613 | 0 | 0 | 0 | 8524 | 613 |
| 12 | 45 | 272 | 21 | 22 | 20 | 17 | 314 | 37 |
| 13 | 51,52,53,54,55,56 | 6580 | 1293 | 38 | 68 | 42 | 6686 | 1335 |
| 14 | 64,69 | 4476 | 740 | 4 | 50 | 18 | 4530 | 758 |
| 15 | 61,62,63,65 | 14659 | 2134 | 21 | 34 | 22 | 14714 | 2156 |
| 16 | 71,72 | 752 | 209 | 0 | 22 | 10 | 774 | 218 |
| 17 | 83 | 99 | 13 | 0 | 0 | - | 99 | 13 |
| 18 | 81,82,89 | 2253 | 566 | 36 | 66 | 42 | 2356 | 608 |
| 19 | 84 | 38 | 14 | 0 | 0 | 0 | 38 | 15 |
| 20 | 91,92,93 | 600 | 215 | 33 | 63 | 40 | 697 | 255 |
| 21 | 94 | 42 | 14 | 7 | 20 | 10 | 69 | 25 |
| 22 | 95 | 1 | 1 | 10 | 4 | 6 | 15 | 6 |
| 23 | 96,97 | 54 | 35 | 7 | 88 | 30 | 148 | 65 |
| 24 | 99 | 10982 | 3684 | 30 | 20 | 18 | 11032 | 3703 |
| 25 | ZUSAMMEN-TOTAL A | 146347 | 17875 | 257 | 762 | 365 | 147366 | 18240 |
| B. STUECKGUT-SMALLS-DETAIL | | | | | | | | |
| | | 900 | . | - | - | . | 900 | . |
| 27 | INSGES.-TOTAL A+B | 147247 | . | 257 | 762 | . | 148266 | . |

EISENBAHN - RAILWAY - CHEMIN DE FER

1.1.08 (1A)

INNERSTAATLICHER UND GRENZUEBERSCHREITENDER VERKEHR NACH GUETERGRUPPE

IRELAND

NATIONAL AND INTERNATIONAL TRAFFIC BY GROUP OF GOODS

1983

TRAFFIC NATIONAL ET INTERNATIONAL PAR GROUPE DE MARCHANDISES

1000 T/MIO TKM

| 24 GUETERGRUPPE GROUP OF GOODS GROUPE DE MARCHANDISES | NST/R | INNERSTAATLICHER NATIONAL | | GRENZUEBERSCHREITEND - INTERNATIONAL | | | INSGESAMT TOTAL | |
|--|-------------------|------------------------------|----------------|--------------------------------------|---------------|----------------|--------------------|-------------------|
| | | 1000 T (1) | MIO TKM (2) | 1000 T (3) | 1000 T (4) | MIO TKM (5) | 1000 T(a) (6) | MIO TKM(b) (7) |
| A. WAGENLADUNGEN FULL WAGONS WAGONS COMPLETS | | | | | | | | |
| 01 | 01 | - | - | - | - | - | - | - |
| 02 | 02,03 | - | - | - | - | - | - | - |
| 03 | 00,06 | 246 | 38 | - | - | - | 246 | 38 |
| 04 | 05 | - | - | - | - | - | - | - |
| 05 | 04,09 | 7 | 2 | - | - | - | 7 | 2 |
| 06 | 11,12,13,14,16,17 | 244 | 50 | - | - | - | 244 | 50 |
| 07 | 18 | - | - | - | - | - | - | - |
| 08 | 21,22,23 | - | - | - | - | - | - | - |
| 09 | 31 | - | - | - | - | - | - | - |
| 10 | 32,33,34 | 122 | 25 | - | - | - | 122 | 25 |
| 11 | 41,46 | 31 | 9 | - | - | - | 31 | 9 |
| 12 | 45 | 595 | 48 | - | - | - | 595 | 48 |
| 13 | 51,52,53,54,55,56 | 39 | 9 | - | - | - | 39 | 9 |
| 14 | 64,69 | 608 | 79 | - | - | - | 608 | 79 |
| 15 | 61,62,63,65 | 263 | 20 | - | - | - | 263 | 20 |
| 16 | 71,72 | 306 | 90 | - | - | - | 306 | 90 |
| 17 | 83 | - | - | - | - | - | - | - |
| 18 | 81,82,89 | 219 | 73 | - | - | - | 219 | 73 |
| 19 | 84 | - | - | - | - | - | - | - |
| 20 | 91,92,93 | 2 | 0 | - | - | - | 2 | 0 |
| 21 | 94 | 0 | 0 | - | - | - | 0 | 0 |
| 22 | 95 | 1 | 0 | - | - | - | 1 | 0 |
| 23 | 96,97 | 1 | 0 | - | - | - | 1 | 0 |
| 24 | 99 | 636 | 139 | - | - | - | 636 | 139 |
| 25 | ZUSAMMEN-TOTAL A | 3320 | 582 | - | - | - | 3320 | 582 |
| B. STUECKGUT-SMALLS-DETAIL | | | | | | | | |
| | | - | . | - | - | . | - | . |
| 27 | INSGES.-TOTAL A+B | 3320 | . | - | - | . | 3320 | . |

(a) SP/COL. 1+3+4

(b) SP/COL. 2+5

INNERSTAATLICHER UND GRENZUEBERSCHREITENDER VERKEHR NACH GUETERGRUPPE

DANMARK

NATIONAL AND INTERNATIONAL TRAFFIC BY GROUP OF GOODS

1983

TRAFIC NATIONAL ET INTERNATIONAL PAR GROUPE DE MARCHANDISES

1000 T/MIO TKM

| 24 GUETERGRUPPE GROUP OF GOODS GROUPE DE MARCHANDISES | HST/R | INNERSTAATLICH NATIONAL | | GRENZUEBERSCHREITEND - INTERNATIONAL BELADUNG LOADING CHARGEMENT | | | ENTLADUNG UNLOADING DECHARGEMENT | | INSGESAMT TOTAL | |
|--|-------------------|----------------------------|----------------|---|---------------|----------------|--|-------------------|--------------------|--|
| | | 1000 T (1) | MIO TKM (2) | 1000 T (3) | 1000 T (4) | MIO TKM (5) | 1000 T(a) (6) | MIO TKM(b) (7) | | |
| A. WAGENLADUNGEN FULL WAGONS WAGONS COMPLETS | | | | | | | | | | |
| 01 | 01 | 10 | 3 | 3 | 2 | 1 | 15 | 4 | | |
| 02 | 02,03 | 17 | 4 | 2 | 1 | 0 | 81 | 1 | | |
| 03 | 00,06 | 3 | 1 | 2 | 1 | 6 | 6 | 16 | | |
| 04 | 05 | 110 | 33 | 71 | 185 | 69 | 366 | 102 | | |
| 05 | 04,09 | 9 | 2 | 8 | 20 | 6 | 37 | 8 | | |
| 06 | 11,12,13,14,16,17 | 857 | 216 | 297 | 91 | 73 | 1245 | 289 | | |
| 07 | 18 | 11 | 3 | 6 | 3 | 1 | 20 | 4 | | |
| 08 | 21,22,23 | 147 | 20 | 1 | 21 | 3 | 169 | 23 | | |
| 09 | 31 | - | - | 0 | 0 | 0 | 0 | 0 | | |
| 10 | 32,33,34 | 73 | 15 | 1 | 15 | 4 | 89 | 19 | | |
| 11 | 41,46 | 51 | 17 | 13 | 4 | 4 | 68 | 21 | | |
| 12 | 45 | 1 | 0 | 2 | 2 | 1 | 5 | 1 | | |
| 13 | 51,52,53,54,55,56 | 34 | 10 | 68 | 247 | 62 | 349 | 72 | | |
| 14 | 64,69 | 31 | 10 | 26 | 23 | 13 | 80 | 23 | | |
| 15 | 61,62,63,65 | 24 | 5 | 6 | 116 | 21 | 146 | 26 | | |
| 16 | 71,72 | 134 | 28 | 50 | 230 | 43 | 414 | 71 | | |
| 17 | 83 | 5 | 1 | 2 | 11 | 3 | 18 | 4 | | |
| 18 | 81,82,89 | 125 | 31 | 30 | 163 | 40 | 318 | 71 | | |
| 19 | 84 | 64 | 18 | 65 | 49 | 25 | 178 | 43 | | |
| 20 | 91,92,93 | 26 | 8 | 68 | 157 | 43 | 251 | 51 | | |
| 21 | 94 | 35 | 12 | 7 | 13 | 5 | 55 | 17 | | |
| 22 | 95 | 4 | 1 | 3 | 30 | 8 | 37 | 9 | | |
| 23 | 96,97 | 81 | 23 | 40 | 234 | 81 | 355 | 104 | | |
| 24 | 99 | 452 | 128 | 42 | 65 | 18 | 559 | 146 | | |
| 25 | ZUSAMMEN-TOTAL A | 2304 | 589 | 813 | 1744 | 536 | 4861 | 1125 | | |
| B. STUECKGUT-SMALLS-DETAIL | | | | | | | | | | |
| 27 | INSGES.-TOTAL A+B | 2659 | . | 823 | 1758 | . | 5240 | . | | |

INNERSTAATLICHER UND GRENZUEBERSCHREITENDER VERKEHR NACH GUETERGRUPPE

HELLAS

NATIONAL AND INTERNATIONAL TRAFFIC BY GROUP OF GOODS

1983

TRAFIC NATIONAL ET INTERNATIONAL PAR GROUPE DE MARCHANDISES

1000 T/MIO TKM

| 24 GUETERGRUPPE GROUP OF GOODS GROUPE DE MARCHANDISES | NST/R | INNERSTAATLICH NATIONAL | | GRENZUEBERSCHREITEND - INTERNATIONAL BELADUNG LOADING CHARGEMENT | | | ENTLADUNG UNLOADING DECHARGEMENT | | INSGESAMT TOTAL | |
|--|-------------------|----------------------------|----------------|---|---------------|----------------|--|-------------------|--------------------|--|
| | | 1000 T (1) | MIO TKM (2) | 1000 T (3) | 1000 T (4) | MIO TKM (5) | 1000 T(a) (6) | MIO TKM(b) (7) | | |
| A. WAGENLADUNGEN FULL WAGONS WAGONS COMPLETS | | | | | | | | | | |
| 01 | 01 | 54 | 24 | - | 0 | 0 | 54 | 24 | | |
| 02 | 02,03 | 3 | 3 | 103 | 1 | 25 | 106 | 28 | | |
| 03 | 00,06 | 363 | 40 | 0 | 47 | 4 | 410 | 44 | | |
| 04 | 05 | 4 | 1 | 10 | 60 | 11 | 73 | 12 | | |
| 05 | 04,09 | 0 | 0 | 19 | 1 | 6 | 21 | 6 | | |
| 06 | 11,12,13,14,16,17 | 12 | 3 | 31 | 5 | 7 | 47 | 9 | | |
| 07 | 18 | 0 | 0 | - | 0 | 0 | 1 | 0 | | |
| 08 | 21,22,23 | 258 | 51 | 5 | 11 | 6 | 274 | 57 | | |
| 09 | 31 | 0 | 0 | 1085 | - | 86 | 1085 | 86 | | |
| 10 | 32,33,34 | 132 | 30 | 97 | 0 | 8 | 229 | 37 | | |
| 11 | 41,46 | 0 | 0 | 84 | 29 | 15 | 113 | 15 | | |
| 12 | 45 | - | - | 8 | 0 | 1 | 8 | 1 | | |
| 13 | 51,52,53,54,55,56 | 0 | 0 | 20 | 25 | 7 | 45 | 7 | | |
| 14 | 64,69 | 1 | 0 | 1 | 5 | 2 | 6 | 2 | | |
| 15 | 61,62,63,65 | 14 | 3 | 25 | 19 | 19 | 57 | 22 | | |
| 16 | 71,72 | 307 | 117 | 0 | 3 | 0 | 310 | 117 | | |
| 17 | 83 | 2 | 0 | 0 | 7 | 2 | 9 | 3 | | |
| 18 | 81,82,89 | 56 | 26 | 28 | 43 | 12 | 128 | 39 | | |
| 19 | 84 | - | - | 0 | 2 | 1 | 2 | 1 | | |
| 20 | 91,92,93 | 59 | 19 | 3 | 132 | 49 | 193 | 67 | | |
| 21 | 94 | 3 | 1 | 4 | 10 | 4 | 17 | 5 | | |
| 22 | 95 | 0 | 0 | 0 | 7 | 3 | 8 | 3 | | |
| 23 | 96,97 | 4 | 2 | 5 | 74 | 22 | 83 | 24 | | |
| 24 | 99 | 37 | 14 | 7 | 34 | 14 | 77 | 28 | | |
| 25 | ZUSAMMEN-TOTAL A | 1308 | 333 | 1534 | 514 | 302 | 3356 | 635 | | |
| B. STUECKGUT-SMALLS-DETAIL | | | | | | | | | | |
| 27 | INSGES.-TOTAL A+B | 1337 | . | 1534 | 517 | . | 3388 | . | | |

(a) SP/COL. 1+3+4

(b) SP/COL. 2+5

INNERSTAATLICHER UND GRENZUEBERSCHREITENDER VERKEHR NACH GUETERGRUPPE

EUR

NATIONAL AND INTERNATIONAL TRAFFIC BY GROUP OF GOODS

1983

TRAFFIC NATIONAL ET INTERNATIONAL PAR GROUPE DE MARCHANDISES

1000 T/MIO TKM

| 24 ! NST/R GUETERGRUPPE GROUP OF GOODS GROUPE DE MARCHANDISES | ! INNERSTAATLICH ! NATIONAL | | ! GRENZUEBERSCHREITEND - INTERNATIONAL ! BELADUNG ! ENTLADUNG ! LOADING ! UNLOADING ! CHARGEMENT ! DECHARGEMENT | | | ! INSGESAMT ! TOTAL | |
|--|--------------------------------|--------------------|--|-------------------|--------------------|------------------------|-----------------------|
| | ! 1000 T ! (1) | ! MIO TKM ! (2) | ! 1000 T ! (3) | ! 1000 T ! (4) | ! MIO TKM ! (5) | ! 1000 T ! (6) | ! MIO TKM(a) ! (7) |
| A. WAGENLADUNGEN FULL WAGONS WAGONS COMPLETS | | | | | | | |
| 01 01 | 8419 | 2831 | 3776 | 3453 | 1960 | | 4791 |
| 02 02,03 | 2679 | 1524 | 2108 | 1927 | 2363 | | 3887 |
| 03 00,06 | 5197 | 587 | 98 | 422 | 124 | | 711 |
| 04 05 | 3620 | 1528 | 874 | 4047 | 1556 | | 3083 |
| 05 04,09 | 537 | 240 | 536 | 485 | 371 | | 611 |
| 06 11,12,13,14,16,17 | 15681 | 6736 | 5134 | 2484 | 2416 | | 9153 |
| 07 18 | 964 | 353 | 753 | 555 | 470 | | 823 |
| 08 21,22,23 | 180177 | 15961 | 9437 | 12512 | 3197 | | 19158 |
| 09 31 | 2476 | 425 | 1091 | 7 | 88 | | 513 |
| 10 32,33,34 | 43033 | 9430 | 4457 | 7774 | 1793 | | 11222 |
| 11 41,46 | 63344 | 6609 | 8556 | 8286 | 3490 | | 10099 |
| 12 45 | 4442 | 857 | 723 | 401 | 229 | | 1086 |
| 13 51,52,53,54,55,56 | 71633 | 10891 | 15464 | 17064 | 7008 | | 17899 |
| 14 64,69 | 13802 | 2456 | 1273 | 1660 | 590 | | 3645 |
| 15 61,62,63,65 | 46848 | 8550 | 4588 | 4795 | 2711 | | 11260 |
| 16 71,72 | 17606 | 6305 | 4182 | 4280 | 1852 | | 8157 |
| 17 83 | 1046 | 308 | 194 | 859 | 264 | | 572 |
| 18 81,82,89 | 20784 | 6649 | 7080 | 5612 | 3386 | | 10935 |
| 19 84 | 2227 | 995 | 501 | 918 | 520 | | 1515 |
| 20 91,92,93 | 8971 | 3863 | 4530 | 3938 | 2915 | | 6778 |
| 21 94 | 1576 | 552 | 242 | 393 | 218 | | 770 |
| 22 95 | 1551 | 594 | 413 | 339 | 291 | | 885 |
| 23 96,97 | 3621 | 1609 | 1113 | 2712 | 1369 | | 2978 |
| 24 99 | 34937 | 13552 | 9142 | 9946 | 5403 | | 18955 |
| 25 ZUSAMMEN-TOTAL A | 555174 | 103406 | 86265 | 94898 | 44581 | | 147988 |
| B. STUECKGUT-SMALLS-DETAIL | 6283 | | 81 | 98 | | | |
| 27 INSGES.-TOTAL A+B | 561457 | | 86346 | 94996 | | | |

(a) SP/COL. 2+5

EISENBAHN - RAILWAY - CHEMIN DE FER

1.2.01:1 (8)

INNERSTAATLICHER UND GRENZUEBERSCHREITENDER VERKEHR NACH RELATION UND MONAT

BR DEUTSCHLAND

NATIONAL AND INTERNATIONAL TRAFFIC BY RELATION AND MONTH

1983

TRAFIC NATIONAL ET INTERNATIONAL PAR RELATION ET MOIS

1000 T

| RELATION | 01 | 02 | 03 | 04 | 05 | 06 | 07 | 08 | 09 | 10 | 11 | 12 | 01-12 |
|---|-------|-------|-------|-------|-------|-------|-------|-------|-------|-------|-------|-------|--------|
| A. INNERSTAATLICH NATIONAL | 16043 | 16001 | 20015 | 17670 | 18620 | 18689 | 16915 | 17071 | 18908 | 21157 | 21956 | 19132 | 222176 |
| B. EMPFANG AUS: RECEIVED FROM: RECEPTIONS DE: | | | | | | | | | | | | | |
| 01 BR DEUTSCHLAND | - | - | - | - | - | - | - | - | - | - | - | - | - |
| 02 FRANCE | 244 | 274 | 326 | 287 | 286 | 249 | 274 | 252 | 309 | 363 | 375 | 350 | 3588 |
| 03 ITALIA | 142 | 162 | 181 | 155 | 214 | 240 | 221 | 194 | 180 | 173 | 171 | 157 | 2189 |
| 04 NEDERLAND | 241 | 224 | 280 | 261 | 306 | 314 | 289 | 219 | 232 | 241 | 396 | 417 | 3419 |
| 05 BELGIQUE/BELGIE | 142 | 149 | 206 | 191 | 182 | 182 | 175 | 138 | 108 | 225 | 212 | 213 | 2122 |
| 06 LUXEMBOURG | 53 | 77 | 87 | 73 | 77 | 67 | 86 | 67 | 77 | 92 | 104 | 82 | 942 |
| 07 UNITED KINGDOM | 4 | 7 | 7 | 4 | 3 | 5 | 4 | 3 | 4 | 6 | 4 | 6 | 57 |
| 08 IRELAND | - | - | - | - | - | - | - | - | - | - | - | - | - |
| 09 DANMARK | 30 | 29 | 37 | 40 | 45 | 45 | 33 | 36 | 34 | 26 | 27 | 28 | 412 |
| 10 HELLAS | 0 | 1 | 1 | 1 | 1 | 21 | 10 | 2 | 1 | 1 | 3 | 4 | 45 |
| 20 EUR | 857 | 921 | 1125 | 1011 | 1114 | 1123 | 1092 | 910 | 943 | 1128 | 1292 | 1258 | 12774 |
| 28 NORWAY | 1 | 1 | 1 | 1 | 1 | 1 | 1 | 1 | 1 | 1 | 1 | 1 | 9 |
| 30 SWEDEN | 58 | 68 | 103 | 109 | 93 | 94 | 87 | 60 | 102 | 97 | 99 | 84 | 1055 |
| 32 FINLAND | 1 | 2 | 2 | 3 | 2 | 3 | 1 | 1 | 2 | 2 | 1 | 1 | 21 |
| 36 SWITZERLAND | 73 | 84 | 98 | 85 | 92 | 93 | 89 | 64 | 87 | 91 | 90 | 92 | 1036 |
| 38 AUSTRIA | 151 | 115 | 157 | 158 | 182 | 188 | 179 | 150 | 170 | 163 | 164 | 159 | 1937 |
| 40 PORTUGAL | 1 | 0 | 1 | 0 | 1 | 1 | 1 | 1 | 0 | 1 | 1 | 0 | 7 |
| 42 SPAIN | 58 | 43 | 24 | 12 | 14 | 15 | 11 | 12 | 14 | 37 | 62 | 88 | 392 |
| 48 YUGOSLAVIA | 20 | 20 | 25 | 29 | 30 | 24 | 20 | 24 | 25 | 28 | 28 | 21 | 294 |
| 52 TURKEY | - | - | - | - | - | - | - | - | - | - | - | - | - |
| 56 USSR | - | - | - | - | - | - | - | - | - | - | - | - | - |
| 58 GERMAN DR | 1003 | 918 | 1103 | 973 | 1190 | 912 | 1113 | 1099 | 1136 | 1054 | 1125 | 1247 | 12875 |
| 60 POLAND | 40 | 37 | 49 | 43 | 46 | 39 | 46 | 42 | 44 | 54 | 57 | 57 | 553 |
| 62 CZECHOSLOVAKIA | 423 | 324 | 458 | 404 | 441 | 397 | 395 | 446 | 413 | 422 | 412 | 443 | 4979 |
| 64 HUNGARY | 33 | 21 | 40 | 34 | 26 | 22 | 22 | 31 | 25 | 39 | 45 | 64 | 401 |
| 66 RUMANIA | 16 | 13 | 14 | 17 | 16 | 15 | 15 | 13 | 12 | 16 | 18 | 18 | 183 |
| 68 BULGARIA | 4 | 2 | 3 | 2 | 1 | 2 | 1 | 2 | 1 | 1 | 1 | 2 | 21 |
| 70 ALBANIA | - | - | - | - | - | - | - | - | - | - | - | - | - |
| 71 TOTAL STATE TRADING | 1538 | 1335 | 1693 | 1502 | 1750 | 1411 | 1612 | 1657 | 1656 | 1613 | 1686 | 1852 | 19305 |
| 72 OTHER EUROPEAN COUNTRY | - | - | - | - | - | - | - | - | - | - | - | - | - |
| 80 NEAR AND MIDDLE EAST | - | - | - | - | - | - | - | - | - | - | - | - | - |
| 83 OTHER COUNTRIES | - | - | - | - | - | - | - | - | - | - | - | - | - |
| 88 TOTAL THIRD COUNTRIES | 1882 | 1648 | 2078 | 1870 | 2134 | 1805 | 1982 | 1945 | 2033 | 2004 | 2104 | 2277 | 23761 |
| 89 NOT SPECIFIED | - | - | - | - | - | - | - | - | - | - | - | - | - |
| 95 ZUSAMMEN-TOTAL B | 2738 | 2570 | 3203 | 2881 | 3248 | 2928 | 3074 | 2854 | 2976 | 3132 | 3396 | 3534 | 36535 |

EISENBAHN - RAILWAY - CHEMIN DE FER

1.2.01:2 (8)

INNERSTAATLICHER UND GRENZUEBERSCHREITENDER VERKEHR NACH RELATION UND MONAT

BR DEUTSCHLAND

NATIONAL AND INTERNATIONAL TRAFFIC BY RELATION AND MONTH

1983

TRAFIC NATIONAL ET INTERNATIONAL PAR RELATION ET MOIS

1000 T

| RELATION | 01 | 02 | 03 | 04 | 05 | 06 | 07 | 08 | 09 | 10 | 11 | 12 | 01-12 |
|---|-------|-------|-------|-------|-------|-------|-------|-------|-------|-------|-------|-------|--------|
| C. VERSAND NACH: DISPATCHED TO: EXPEDITIONS VERS: | | | | | | | | | | | | | |
| 01 BR DEUTSCHLAND | - | - | - | - | - | - | - | - | - | - | - | - | - |
| 02 FRANCE | 532 | 519 | 621 | 235 | 656 | 470 | 424 | 255 | 481 | 497 | 538 | 511 | 5739 |
| 03 ITALIA | 362 | 363 | 401 | 371 | 377 | 367 | 290 | 227 | 414 | 398 | 401 | 367 | 4337 |
| 04 NEDERLAND | 94 | 72 | 150 | 135 | 188 | 176 | 133 | 163 | 196 | 159 | 194 | 188 | 1849 |
| 05 BELGIQUE/BELGIE | 163 | 223 | 235 | 245 | 239 | 241 | 179 | 226 | 194 | 285 | 315 | 342 | 2885 |
| 06 LUXEMBOURG | 127 | 125 | 142 | 137 | 150 | 17 | 247 | 102 | 142 | 136 | 159 | 153 | 1636 |
| 07 UNITED KINGDOM | 12 | 13 | 13 | 12 | 10 | 14 | 11 | 10 | 9 | 11 | 12 | 8 | 135 |
| 08 IRELAND | - | - | - | - | - | - | - | - | - | - | - | - | - |
| 09 DANMARK | 64 | 76 | 90 | 73 | 54 | 57 | 42 | 45 | 60 | 54 | 51 | 58 | 723 |
| 10 HELLAS | 6 | 8 | 10 | 10 | 8 | 8 | 8 | 5 | 8 | 8 | 8 | 9 | 95 |
| 20 EUR | 1360 | 1398 | 1662 | 1218 | 1681 | 1350 | 1333 | 1033 | 1504 | 1547 | 1678 | 1635 | 17399 |
| 28 NORWAY | 4 | 6 | 7 | 5 | 5 | 5 | 4 | 6 | 6 | 5 | 5 | 5 | 62 |
| 30 SWEDEN | 48 | 50 | 69 | 71 | 67 | 58 | 36 | 65 | 72 | 84 | 76 | 72 | 769 |
| 32 FINLAND | 0 | 0 | 0 | 0 | 0 | 0 | 0 | 0 | 0 | 0 | 0 | 0 | 3 |
| 36 SWITZERLAND | 187 | 181 | 209 | 188 | 212 | 219 | 173 | 196 | 233 | 233 | 256 | 212 | 2498 |
| 38 AUSTRIA | 218 | 218 | 246 | 217 | 294 | 259 | 260 | 234 | 325 | 341 | 443 | 343 | 3398 |
| 40 PORTUGAL | 1 | 1 | 2 | 2 | 2 | 2 | 1 | 1 | 1 | 1 | 1 | 2 | 18 |
| 42 SPAIN | 20 | 22 | 33 | 24 | 30 | 28 | 21 | 25 | 32 | 36 | 39 | 30 | 341 |
| 48 YUGOSLAVIA | 27 | 27 | 45 | 41 | 45 | 51 | 42 | 35 | 40 | 43 | 53 | 70 | 519 |
| 52 TURKEY | 1 | 0 | 1 | 1 | 1 | 1 | 1 | 1 | 1 | 1 | 1 | 1 | 10 |
| 56 USSR | - | - | - | - | - | - | - | - | - | - | - | - | - |
| 58 GERMAN DR | 273 | 402 | 465 | 356 | 331 | 313 | 191 | 206 | 182 | 171 | 187 | 173 | 3250 |
| 60 POLAND | 41 | 20 | 21 | 17 | 17 | 26 | 31 | 40 | 27 | 34 | 31 | 31 | 339 |
| 62 CZECHOSLOVAKIA | 91 | 104 | 186 | 87 | 86 | 97 | 128 | 111 | 117 | 118 | 108 | 209 | 1441 |
| 64 HUNGARY | 87 | 21 | 45 | 44 | 71 | 30 | 52 | 35 | 59 | 61 | 67 | 55 | 628 |
| 66 RUMANIA | 10 | 7 | 19 | 14 | 17 | 9 | 4 | 6 | 26 | 14 | 18 | 24 | 169 |
| 68 BULGARIA | 9 | 15 | 18 | 11 | 12 | 17 | 15 | 18 | 13 | 14 | 15 | 25 | 182 |
| 70 ALBANIA | - | - | - | - | - | - | - | - | - | - | - | - | - |
| 71 TOTAL STATE TRADING | 538 | 597 | 801 | 573 | 579 | 541 | 463 | 451 | 464 | 455 | 479 | 588 | 6528 |
| 72 OTHER EUROPEAN COUNTRY | - | - | - | - | - | - | - | - | - | - | - | - | - |
| 80 NEAR AND MIDDLE EAST | - | - | - | - | - | - | - | - | - | - | - | - | - |
| 83 OTHER COUNTRIES | - | - | - | - | - | - | - | - | - | - | - | - | - |
| 88 TOTAL THIRD COUNTRIES | 1017 | 1076 | 1368 | 1081 | 1190 | 1113 | 961 | 978 | 1133 | 1155 | 1301 | 1252 | 13626 |
| 89 NOT SPECIFIED | - | - | - | - | - | - | - | - | - | - | - | - | - |
| 95 ZUSAMMEN-TOTAL C | 2377 | 2474 | 3030 | 2298 | 2871 | 2463 | 2295 | 2011 | 2638 | 2702 | 2979 | 2888 | 31025 |
| 97 INSGESAMT-TOTAL A+B+C | 21157 | 21044 | 26248 | 22850 | 24738 | 24080 | 22283 | 21936 | 24522 | 26992 | 28331 | 25554 | 289737 |

EISENBAHN - RAILWAY - CHEMIN DE FER
 INNERSTAATLICHER UND GRENZUEBERSCHREITENDER VERKEHR NACH RELATION UND MONAT
 NATIONAL AND INTERNATIONAL TRAFFIC BY RELATION AND MONTH
 TRAFIC NATIONAL ET INTERNATIONAL PAR RELATION ET MOIS

1.2.02:1 (8)
 FRANCE
 1983
 1000 T

| RELATION | 01 | 02 | 03 | 04 | 05 | 06 | 07 | 08 | 09 | 10 | 11 | 12 | 01-12 |
|---|------|------|-------|-------|-------|-------|------|------|-------|-------|-------|-------|--------|
| A. INNERSTAATLICH NATIONAL | 9746 | 9662 | 11306 | 10335 | 10507 | 11077 | 9618 | 7186 | 10519 | 10496 | 10535 | 10486 | 121473 |
| B. EMPFANG AUS: RECEIVED FROM: RECEPTIONS DE: | | | | | | | | | | | | | |
| 01 BR DEUTSCHLAND | 530 | 539 | 652 | 491 | 472 | 542 | 452 | 258 | 482 | 521 | 590 | 541 | 6070 |
| 02 FRANCE | - | - | - | - | - | - | - | - | - | - | - | - | - |
| 03 ITALIA | 146 | 165 | 193 | 169 | 186 | 170 | 156 | 101 | 145 | 152 | 168 | 143 | 1896 |
| 04 NEDERLAND | 61 | 80 | 107 | 100 | 104 | 118 | 114 | 97 | 46 | 111 | 102 | 93 | 1132 |
| 05 BELGIQUE/BELGIE | 418 | 413 | 465 | 397 | 386 | 480 | 374 | 200 | 248 | 454 | 453 | 510 | 4799 |
| 06 LUXEMBOURG | 21 | 25 | 28 | 36 | 26 | 35 | 27 | 13 | 34 | 28 | 32 | 34 | 339 |
| 07 UNITED KINGDOM | 3 | 3 | 3 | 3 | 4 | 3 | 2 | 1 | 1 | 3 | 2 | 3 | 32 |
| 08 IRELAND | - | - | - | - | - | - | - | - | - | - | - | - | - |
| 09 DANMARK | 2 | 2 | 2 | 2 | 2 | 2 | 3 | 1 | 2 | 2 | 3 | 2 | 24 |
| 10 HELLAS | 0 | 0 | 0 | 0 | 0 | 0 | 0 | 0 | - | - | - | - | 2 |
| 20 EUR | 1181 | 1228 | 1450 | 1198 | 1181 | 1351 | 1129 | 672 | 958 | 1271 | 1351 | 1327 | 14295 |
| 28 NORWAY | 0 | 0 | 1 | 0 | 0 | 0 | 0 | 0 | 1 | 0 | 1 | 1 | 6 |
| 30 SWEDEN | 32 | 32 | 36 | 33 | 35 | 37 | 29 | 13 | 26 | 26 | 31 | 29 | 358 |
| 32 FINLAND | 0 | 0 | 0 | 0 | 0 | 0 | 0 | 0 | 0 | 0 | 0 | 0 | 1 |
| 36 SWITZERLAND | 29 | 27 | 34 | 32 | 32 | 32 | 25 | 22 | 27 | 26 | 31 | 31 | 349 |
| 38 AUSTRIA | 8 | 7 | 11 | 10 | 8 | 11 | 4 | 8 | 8 | 8 | 8 | 9 | 100 |
| 40 PORTUGAL | 1 | 1 | 1 | 1 | 1 | 1 | 1 | 1 | 1 | 1 | 2 | 2 | 16 |
| 42 SPAIN | 45 | 40 | 34 | 13 | 16 | 18 | 13 | 9 | 12 | 14 | 43 | 61 | 317 |
| 48 YUGOSLAVIA | 5 | 4 | 6 | 6 | 6 | 6 | 4 | 4 | 5 | 5 | 5 | 5 | 61 |
| 52 TURKEY | 0 | 0 | - | - | - | - | - | 0 | 0 | - | - | - | 0 |
| 56 USSR | 0 | - | - | - | 0 | - | - | 0 | - | 0 | 0 | - | 0 |
| 58 GERMAN DR | 14 | 13 | 27 | 18 | 13 | 16 | 15 | 9 | 14 | 14 | 14 | 14 | 180 |
| 60 POLAND | 4 | 3 | 5 | 3 | 5 | 5 | 5 | 3 | 2 | 5 | 5 | 4 | 48 |
| 62 CZECHOSLOVAKIA | 14 | 15 | 16 | 18 | 10 | 14 | 14 | 6 | 12 | 11 | 13 | 14 | 156 |
| 64 HUNGARY | 6 | 4 | 3 | 4 | 3 | 3 | 3 | 3 | 3 | 4 | 4 | 6 | 46 |
| 66 RUMANIA | 6 | 5 | 6 | 7 | 6 | 6 | 5 | 5 | 4 | 5 | 6 | 6 | 66 |
| 68 BULGARIA | 1 | 0 | 0 | 0 | 0 | 0 | 0 | 0 | 0 | 0 | 0 | 0 | 3 |
| 70 ALBANIA | - | - | - | - | - | - | - | - | - | - | - | - | - |
| 71 TOTAL STATE TRADING | 50 | 43 | 63 | 56 | 43 | 49 | 47 | 30 | 40 | 43 | 47 | 49 | 560 |
| 72 OTHER EUROPEAN COUNTRY | - | - | - | - | - | - | - | - | - | - | - | - | - |
| 80 NEAR AND MIDDLE EAST | - | - | - | - | - | - | - | - | - | - | - | - | - |
| 83 OTHER COUNTRIES | - | - | - | - | - | - | - | - | - | - | - | - | - |
| 88 TOTAL THIRD COUNTRIES | 166 | 150 | 180 | 145 | 136 | 145 | 126 | 80 | 116 | 118 | 163 | 181 | 1706 |
| 89 NOT SPECIFIED | - | - | - | - | - | - | - | - | - | - | - | - | - |
| 95 ZUSAMMEN-TOTAL B | 1347 | 1377 | 1630 | 1343 | 1316 | 1496 | 1255 | 752 | 1074 | 1389 | 1514 | 1509 | 16001 |

EISENBAHN - RAILWAY - CHEMIN DE FER
 INNERSTAATLICHER UND GRENZUEBERSCHREITENDER VERKEHR NACH RELATION UND MONAT
 NATIONAL AND INTERNATIONAL TRAFFIC BY RELATION AND MONTH
 TRAFIC NATIONAL ET INTERNATIONAL PAR RELATION ET MOIS

1.2.02:2 (8)
 FRANCE
 1983
 1000 T

| RELATION | 01 | 02 | 03 | 04 | 05 | 06 | 07 | 08 | 09 | 10 | 11 | 12 | 01-12 |
|---|-------|-------|-------|-------|-------|-------|-------|------|-------|-------|-------|-------|--------|
| C. VERSAND NACH: DISPATCHED TO: EXPEDITIONS VERS: | | | | | | | | | | | | | |
| 01 BR DEUTSCHLAND | 267 | 283 | 326 | 320 | 297 | 290 | 268 | 251 | 346 | 370 | 410 | 347 | 3774 |
| 02 FRANCE | - | - | - | - | - | - | - | - | - | - | - | - | - |
| 03 ITALIA | 507 | 463 | 531 | 560 | 521 | 513 | 427 | 359 | 613 | 586 | 602 | 591 | 6273 |
| 04 NEDERLAND | 41 | 41 | 45 | 49 | 37 | 47 | 41 | 47 | 39 | 54 | 37 | 44 | 521 |
| 05 BELGIQUE/BELGIE | 331 | 389 | 533 | 489 | 488 | 540 | 438 | 386 | 344 | 585 | 536 | 572 | 5633 |
| 06 LUXEMBOURG | 6 | 9 | 10 | 13 | 15 | 20 | 13 | 10 | 24 | 18 | 16 | 17 | 172 |
| 07 UNITED KINGDOM | 13 | 18 | 16 | 15 | 16 | 21 | 22 | 17 | 20 | 19 | 19 | 18 | 215 |
| 08 IRELAND | - | - | - | - | - | - | - | - | - | - | - | - | - |
| 09 DANMARK | 5 | 6 | 7 | 5 | 6 | 7 | 4 | 5 | 8 | 7 | 6 | 8 | 73 |
| 10 HELLAS | 2 | 2 | 2 | 1 | 1 | 2 | 1 | 1 | 1 | 1 | 2 | 2 | 20 |
| 20 EUR | 1172 | 1211 | 1470 | 1452 | 1381 | 1441 | 1216 | 1075 | 1395 | 1641 | 1627 | 1600 | 16682 |
| 28 NORWAY | 4 | 3 | 3 | 2 | 4 | 3 | 2 | 3 | 3 | 4 | 4 | 3 | 37 |
| 30 SWEDEN | 9 | 14 | 13 | 13 | 14 | 11 | 9 | 6 | 11 | 12 | 13 | 12 | 137 |
| 32 FINLAND | 1 | 0 | 1 | 0 | 0 | 1 | 0 | 1 | 0 | 1 | 1 | 1 | 6 |
| 36 SWITZERLAND | 168 | 178 | 212 | 163 | 198 | 239 | 139 | 159 | 186 | 186 | 183 | 184 | 2194 |
| 38 AUSTRIA | 9 | 8 | 14 | 12 | 15 | 16 | 16 | 18 | 23 | 23 | 17 | 11 | 182 |
| 40 PORTUGAL | 1 | 2 | 3 | 2 | 2 | 1 | 1 | 1 | 2 | 1 | 1 | 1 | 18 |
| 42 SPAIN | 6 | 6 | 9 | 9 | 8 | 8 | 8 | 3 | 7 | 8 | 9 | 11 | 91 |
| 48 YUGOSLAVIA | 8 | 11 | 10 | 9 | 13 | 14 | 11 | 8 | 17 | 11 | 11 | 15 | 139 |
| 52 TURKEY | - | 0 | - | 0 | - | 0 | - | - | - | 0 | 0 | 0 | 1 |
| 56 USSR | - | - | - | - | 1 | - | - | - | 0 | 0 | 0 | 0 | 4 |
| 58 GERMAN DR | 7 | 7 | 9 | 9 | 6 | 12 | 11 | 6 | 5 | 11 | 9 | 37 | 130 |
| 60 POLAND | 6 | 2 | 6 | 5 | 4 | 5 | 5 | 4 | 6 | 6 | 5 | 9 | 63 |
| 62 CZECHOSLOVAKIA | 6 | 3 | 4 | 2 | 3 | 4 | 2 | 3 | 4 | 3 | 4 | 8 | 42 |
| 64 HUNGARY | 4 | 3 | 4 | 5 | 4 | 4 | 4 | 2 | 4 | 4 | 4 | 5 | 49 |
| 66 RUMANIA | 4 | 8 | 14 | 16 | 12 | 11 | 11 | 13 | 2 | 11 | 16 | 16 | 128 |
| 68 BULGARIA | 3 | 4 | 4 | 2 | 3 | 3 | 4 | 3 | 3 | 2 | 3 | 5 | 39 |
| 70 ALBANIA | - | - | - | - | - | - | - | - | - | - | - | - | - |
| 71 TOTAL STATE TRADING | 34 | 37 | 52 | 50 | 48 | 52 | 49 | 38 | 52 | 39 | 46 | 96 | 592 |
| 72 OTHER EUROPEAN COUNTRY | - | - | - | - | - | - | - | - | - | - | - | - | - |
| 80 NEAR AND MIDDLE EAST | - | - | - | - | - | - | 0 | - | - | - | 0 | 0 | 0 |
| 83 OTHER COUNTRIES | - | - | - | - | - | - | - | - | - | - | - | - | - |
| 88 TOTAL THIRD COUNTRIES | 230 | 249 | 306 | 252 | 289 | 331 | 224 | 229 | 283 | 274 | 273 | 320 | 3260 |
| 89 NOT SPECIFIED | - | - | - | - | - | - | - | - | - | - | - | - | - |
| 95 ZUSAMMEN-TOTAL C | 1402 | 1460 | 1776 | 1704 | 1671 | 1772 | 1440 | 1304 | 1678 | 1914 | 1901 | 1920 | 19942 |
| 97 INSGESAMT-TOTAL A+B+C | 12495 | 12500 | 14712 | 13381 | 13494 | 14344 | 12313 | 9242 | 13270 | 13799 | 13950 | 13915 | 157416 |

INNERSTAATLICHER UND GRENZUEBERSCHREITENDER VERKEHR NACH RELATION UND MONAT

ITALIA

NATIONAL AND INTERNATIONAL TRAFFIC BY RELATION AND MONTH

1983

TRAFFIC NATIONAL ET INTERNATIONAL PAR RELATION ET MOIS

1000 T

| RELATION | 01 | 02 | 03 | 04 | 05 | 06 | 07 | 08 | 09 | 10 | 11 | 12 | 01-12 |
|---|------|------|------|------|------|------|------|------|------|------|------|------|-------|
| A. INNERSTAATLICH NATIONAL | 1429 | 1372 | 1615 | 1518 | 1532 | 1359 | 1259 | 990 | 1303 | 1573 | 1589 | 1391 | 16932 |
| B. EMPFANG AUS: RECEIVED FROM: RECEPTIONS DE: | | | | | | | | | | | | | |
| 01 BR DEUTSCHLAND | 334 | 334 | 328 | 337 | 377 | 349 | 359 | 247 | 423 | 498 | 499 | 420 | 4504 |
| 02 FRANCE | 460 | 453 | 505 | 506 | 540 | 501 | 435 | 403 | 487 | 640 | 627 | 598 | 6156 |
| 03 ITALIA | - | - | - | - | - | - | - | - | - | - | - | - | - |
| 04 NEDERLAND | 53 | 43 | 28 | 47 | 40 | 39 | 36 | 22 | 38 | 39 | 61 | 43 | 489 |
| 05 BELGIE/BELGIE | 96 | 91 | 50 | 82 | 79 | 89 | 92 | 42 | 55 | 100 | 129 | 120 | 1025 |
| 06 LUXEMBOURG | 2 | 2 | 4 | 3 | 4 | 5 | 5 | 1 | 5 | 5 | 5 | 4 | 44 |
| 07 UNITED KINGDOM | 12 | 14 | 2 | 19 | 18 | 19 | 12 | 8 | 11 | 15 | 30 | 19 | 178 |
| 08 IRELAND | - | - | - | - | - | - | - | - | - | - | - | - | - |
| 09 DANMARK | 2 | 3 | 1 | 3 | 3 | 2 | 2 | 1 | 1 | 3 | 1 | 5 | 27 |
| 10 HELLAS | 0 | 0 | 0 | 0 | 2 | 0 | 0 | 0 | 0 | 0 | 0 | 0 | 5 |
| 20 EUR | 959 | 940 | 917 | 997 | 1062 | 1004 | 941 | 723 | 1020 | 1302 | 1351 | 1210 | 12428 |
| 28 NORWAY | 1 | 1 | 0 | 1 | 1 | 2 | 1 | 0 | 0 | 1 | 0 | 2 | 10 |
| 30 SWEDEN | 52 | 44 | 30 | 49 | 55 | 50 | 36 | 26 | 9 | 44 | 29 | 87 | 511 |
| 32 FINLAND | 0 | 0 | 0 | 0 | 0 | 0 | 0 | 0 | 0 | 0 | 0 | 0 | 1 |
| 36 SWITZERLAND | 180 | 173 | 186 | 180 | 221 | 182 | 174 | 98 | 194 | 215 | 226 | 184 | 2212 |
| 38 AUSTRIA | 114 | 128 | 132 | 155 | 162 | 143 | 145 | 99 | 126 | 139 | 179 | 155 | 1677 |
| 40 PORTUGAL | 0 | 0 | 0 | 0 | 0 | 0 | 0 | 0 | 0 | 0 | 1 | 0 | 2 |
| 42 SPAIN | 5 | 5 | 5 | 4 | 3 | 2 | 1 | 2 | 1 | 3 | 4 | 3 | 39 |
| 48 YUGOSLAVIA | 70 | 80 | 90 | 80 | 85 | 85 | 76 | 93 | 96 | 88 | 93 | 69 | 1004 |
| 52 TURKEY | - | - | - | - | 0 | - | - | - | - | - | - | - | 0 |
| 56 USSR | - | - | - | - | - | - | - | 0 | - | - | - | - | 0 |
| 58 GERMAN DR | 17 | 22 | 26 | 18 | 16 | 14 | 13 | 9 | 14 | 14 | 23 | 24 | 209 |
| 60 POLAND | 4 | 4 | 5 | 6 | 4 | 3 | 4 | 3 | 4 | 4 | 3 | 4 | 49 |
| 62 CZECHOSLOVAKIA | 36 | 17 | 23 | 15 | 14 | 16 | 16 | 22 | 19 | 16 | 24 | 24 | 242 |
| 64 HUNGARY | 36 | 45 | 36 | 43 | 57 | 40 | 41 | 50 | 39 | 55 | 54 | 62 | 557 |
| 66 RUMANIA | 13 | 21 | 19 | 16 | 27 | 20 | 20 | 16 | 17 | 8 | 15 | 16 | 208 |
| 68 BULGARIA | 3 | 3 | 3 | 4 | 3 | 1 | 2 | 3 | 3 | 5 | 4 | 2 | 36 |
| 70 ALBANIA | - | - | - | - | - | - | - | - | - | - | - | - | - |
| 71 TOTAL STATE TRADING | 179 | 192 | 201 | 181 | 206 | 181 | 172 | 194 | 193 | 189 | 216 | 202 | 2305 |
| 72 OTHER EUROPEAN COUNTRY | 1 | 1 | 1 | 2 | 1 | 1 | 1 | 0 | 1 | 0 | 5 | 5 | 20 |
| 80 NEAR AND MIDDLE EAST | - | - | - | - | - | - | - | - | - | - | - | - | - |
| 83 OTHER COUNTRIES | - | - | - | - | - | - | - | - | - | - | - | - | - |
| 88 TOTAL THIRD COUNTRIES | 532 | 544 | 555 | 571 | 651 | 560 | 531 | 420 | 524 | 591 | 660 | 638 | 6777 |
| 89 NOT SPECIFIED | - | - | - | - | - | - | - | - | - | - | - | - | - |
| 95 ZUSAMMEN-TOTAL B | 1491 | 1484 | 1473 | 1568 | 1713 | 1565 | 1473 | 1143 | 1544 | 1893 | 2011 | 1848 | 19205 |

INNERSTAATLICHER UND GRENZUEBERSCHREITENDER VERKEHR NACH RELATION UND MONAT

ITALIA

NATIONAL AND INTERNATIONAL TRAFFIC BY RELATION AND MONTH

1983

TRAFFIC NATIONAL ET INTERNATIONAL PAR RELATION ET MOIS

1000 T

| RELATION | 01 | 02 | 03 | 04 | 05 | 06 | 07 | 08 | 09 | 10 | 11 | 12 | 01-12 |
|--|------|------|------|------|------|------|------|------|------|------|------|------|-------|
| C. VERSAND NACH: DISPATCHED TO: EXPEDITIIONS VERS: | | | | | | | | | | | | | |
| 01 BR DEUTSCHLAND | 157 | 166 | 173 | 167 | 237 | 267 | 270 | 188 | 211 | 201 | 192 | 187 | 2416 |
| 02 FRANCE | 154 | 165 | 175 | 172 | 220 | 163 | 178 | 109 | 179 | 180 | 166 | 144 | 2006 |
| 03 ITALIA | - | - | - | - | - | - | - | - | - | - | - | - | - |
| 04 NEDERLAND | 33 | 38 | 18 | 43 | 53 | 50 | 64 | 37 | 36 | 52 | 42 | 41 | 507 |
| 05 BELGIE/BELGIE | 44 | 32 | 20 | 46 | 59 | 63 | 53 | 49 | 36 | 59 | 62 | 50 | 573 |
| 06 LUXEMBOURG | 0 | 0 | 0 | 0 | 0 | 0 | 0 | 0 | 0 | 0 | 0 | 1 | 1 |
| 07 UNITED KINGDOM | 24 | 27 | 5 | 28 | 36 | 41 | 44 | 27 | 37 | 42 | 31 | 40 | 381 |
| 08 IRELAND | - | - | - | - | - | - | - | - | - | - | - | - | - |
| 09 DANMARK | 1 | 1 | 1 | 1 | 1 | 1 | 1 | 0 | 2 | 1 | 1 | 1 | 14 |
| 10 HELLAS | 1 | 2 | 2 | 3 | 2 | 1 | 2 | 1 | 1 | 2 | 2 | 2 | 23 |
| 20 EUR | 413 | 432 | 395 | 459 | 608 | 586 | 612 | 413 | 503 | 538 | 496 | 466 | 5921 |
| 28 NORWAY | 0 | 0 | 0 | 1 | 1 | 2 | 1 | 1 | 1 | 1 | 1 | 1 | 10 |
| 30 SWEDEN | 1 | 1 | 2 | 2 | 2 | 1 | 2 | 1 | 2 | 2 | 2 | 2 | 20 |
| 32 FINLAND | 0 | 0 | 0 | 0 | 0 | 0 | 0 | 0 | 0 | 0 | 0 | 0 | 2 |
| 36 SWITZERLAND | 99 | 97 | 111 | 106 | 120 | 101 | 114 | 91 | 120 | 116 | 102 | 91 | 1269 |
| 38 AUSTRIA | 46 | 51 | 53 | 60 | 58 | 60 | 56 | 51 | 53 | 71 | 57 | 49 | 665 |
| 40 PORTUGAL | 1 | 2 | 2 | 2 | 2 | 2 | 2 | 1 | 1 | 2 | 2 | 2 | 21 |
| 42 SPAIN | 4 | 4 | 3 | 3 | 2 | 2 | 3 | 3 | 2 | 2 | 2 | 2 | 34 |
| 48 YUGOSLAVIA | 25 | 26 | 34 | 30 | 37 | 41 | 40 | 32 | 23 | 29 | 25 | 36 | 378 |
| 52 TURKEY | - | - | - | - | - | - | - | - | - | - | - | - | - |
| 56 USSR | - | - | - | - | - | - | - | - | - | - | - | - | - |
| 58 GERMAN DR | 2 | 3 | 2 | 2 | 4 | 4 | 6 | 2 | 6 | 5 | 6 | 2 | 43 |
| 60 POLAND | 6 | 6 | 6 | 4 | 7 | 4 | 5 | 3 | 4 | 5 | 5 | 5 | 59 |
| 62 CZECHOSLOVAKIA | 6 | 6 | 10 | 5 | 7 | 6 | 5 | 8 | 11 | 7 | 9 | 7 | 86 |
| 64 HUNGARY | 6 | 7 | 16 | 9 | 9 | 9 | 9 | 10 | 7 | 6 | 8 | 13 | 106 |
| 66 RUMANIA | 7 | 2 | 10 | 2 | 2 | 2 | 1 | 1 | 2 | 5 | 2 | 4 | 40 |
| 68 BULGARIA | 4 | 3 | 2 | 2 | 3 | 1 | 2 | 2 | 3 | 2 | 2 | 5 | 32 |
| 70 ALBANIA | - | - | - | - | - | - | - | - | - | - | - | - | - |
| 71 TOTAL STATE TRADING | 55 | 52 | 79 | 54 | 67 | 66 | 68 | 58 | 54 | 61 | 57 | 72 | 743 |
| 72 OTHER EUROPEAN COUNTRY | 11 | 10 | 10 | 9 | 20 | 20 | 20 | 23 | 15 | 12 | 12 | 12 | 175 |
| 80 NEAR AND MIDDLE EAST | - | - | - | - | - | - | - | - | - | - | - | - | - |
| 83 OTHER COUNTRIES | - | - | - | - | - | - | - | - | - | - | - | - | - |
| 88 TOTAL THIRD COUNTRIES | 217 | 218 | 260 | 236 | 277 | 256 | 266 | 227 | 248 | 269 | 235 | 231 | 2939 |
| 89 NOT SPECIFIED | - | - | - | - | - | - | - | - | - | - | - | - | - |
| 95 ZUSAMMEN-TOTAL C | 630 | 649 | 655 | 695 | 885 | 841 | 878 | 640 | 751 | 807 | 731 | 697 | 8860 |
| 97 INSGESAMT-TOTAL A+B+C | 3550 | 3506 | 3743 | 3782 | 4130 | 3766 | 3609 | 2773 | 3598 | 4273 | 4332 | 3936 | 44997 |

EISENBAHN - RAILWAY - CHEMIN DE FER

1.2.04:1 (8)

INNERSTAATLICHER UND GRENZUEBERSCHREITENDER VERKEHR NACH RELATION UND MONAT

NEDERLAND

NATIONAL AND INTERNATIONAL TRAFFIC BY RELATION AND MONTH

1983

TRAFIC NATIONAL ET INTERNATIONAL PAR RELATION ET MOIS

1000 T

| RELATION | 01 | 02 | 03 | 04 | 05 | 06 | 07 | 08 | 09 | 10 | 11 | 12 | 01-12 |
|---|-----|-----|-----|-----|-----|-----|-----|-----|-----|-----|-----|-----|-------|
| A. INNERSTAATLICH NATIONAL | 400 | 387 | 454 | 416 | 439 | 459 | 470 | 476 | 491 | 586 | 619 | 494 | 5690 |
| B. EMPFANG AUS: RECEIVED FROM: RECEPTIONS DE: | | | | | | | | | | | | | |
| 01 BR DEUTSCHLAND | 101 | 85 | 105 | 139 | 163 | 168 | 141 | 154 | 155 | 150 | 182 | 195 | 1738 |
| 02 FRANCE | 43 | 44 | 39 | 42 | 45 | 44 | 40 | 50 | 34 | 46 | 41 | 46 | 512 |
| 03 ITALIA | 36 | 39 | 48 | 42 | 49 | 51 | 57 | 38 | 45 | 55 | 47 | 42 | 549 |
| 04 NEDERLAND | - | - | - | - | - | - | - | - | - | - | - | - | - |
| 05 BELGIQUE/BELGIE | 96 | 87 | 107 | 132 | 125 | 125 | 107 | 128 | 74 | 90 | 115 | 142 | 1329 |
| 06 LUXEMBOURG | 5 | 5 | 7 | 7 | 5 | 6 | 6 | 5 | 4 | 12 | 10 | 10 | 82 |
| 07 UNITED KINGDOM | 1 | 0 | 1 | 1 | 0 | 1 | 1 | 0 | 0 | 0 | 0 | 1 | 6 |
| 08 IRELAND | 1 | 1 | 1 | 0 | 0 | 0 | 0 | 0 | 1 | 1 | 0 | 1 | 6 |
| 09 DANMARK | 1 | 1 | 1 | 1 | 1 | 1 | 1 | 1 | 1 | 1 | 1 | 1 | 9 |
| 10 HELLAS | 1 | 1 | 1 | 1 | 1 | 1 | 1 | 1 | 1 | 1 | 1 | 1 | 9 |
| 20 EUR | 283 | 262 | 309 | 364 | 387 | 395 | 352 | 376 | 314 | 357 | 397 | 438 | 4233 |
| 28 NORWAY | 0 | 0 | 0 | 0 | 0 | 0 | 0 | 0 | 0 | 0 | 0 | 0 | 2 |
| 30 SWEDEN | 3 | 5 | 5 | 4 | 5 | 6 | 4 | 3 | 6 | 5 | 6 | 8 | 61 |
| 32 FINLAND | 0 | 0 | 0 | 0 | 0 | 0 | 0 | 0 | 0 | 0 | 0 | 0 | 0 |
| 36 SWITZERLAND | 14 | 12 | 14 | 14 | 14 | 16 | 14 | 13 | 17 | 16 | 14 | 15 | 172 |
| 38 AUSTRIA | 5 | 7 | 8 | 11 | 5 | 6 | 6 | 10 | 10 | 10 | 8 | 12 | 99 |
| 40 PORTUGAL | - | 0 | 0 | 0 | 0 | - | 0 | 0 | 0 | 0 | 0 | 0 | 0 |
| 42 SPAIN | 15 | 8 | 5 | 2 | 1 | 1 | 1 | 1 | 2 | 2 | 10 | 15 | 61 |
| 48 YUGOSLAVIA | 1 | 0 | 2 | 2 | 1 | 1 | 2 | 1 | 1 | 1 | 1 | 1 | 12 |
| 52 TURKEY | 0 | 0 | - | - | - | - | - | - | - | - | - | - | 0 |
| 56 USSR | - | - | - | - | - | - | - | - | - | - | - | - | - |
| 58 GERMAN DR | 5 | 3 | 6 | 4 | 2 | 2 | 1 | 5 | 3 | 3 | 5 | 3 | 43 |
| 60 POLAND | 1 | 1 | 1 | 1 | 1 | 1 | 1 | 1 | 1 | 1 | 1 | 1 | 10 |
| 62 CZECHOSLOVAKIA | 4 | 3 | 5 | 3 | 3 | 4 | 4 | 3 | 4 | 5 | 4 | 4 | 47 |
| 64 HUNGARY | 5 | 3 | 3 | 1 | 2 | 1 | 2 | 2 | 2 | 1 | 2 | 2 | 25 |
| 66 RUMANIA | 2 | 1 | 1 | 1 | 1 | 1 | 1 | 2 | 1 | 1 | 1 | 1 | 13 |
| 68 BULGARIA | 0 | 0 | 0 | 0 | 0 | 0 | 0 | 0 | 0 | 0 | 0 | 0 | 2 |
| 70 ALBANIA | - | - | - | - | - | - | - | - | - | - | - | - | - |
| 71 TOTAL STATE TRADING | 18 | 11 | 17 | 13 | 9 | 10 | 11 | 13 | 12 | 12 | 14 | 12 | 152 |
| 72 OTHER EUROPEAN COUNTRY | - | - | - | - | - | - | - | - | - | - | - | - | - |
| 80 NEAR AND MIDDLE EAST | - | - | - | - | - | - | - | - | - | - | - | - | - |
| 83 OTHER COUNTRIES | - | - | - | - | - | - | - | - | - | - | - | - | - |
| 88 TOTAL THIRD COUNTRIES | 54 | 45 | 49 | 43 | 35 | 39 | 36 | 41 | 47 | 45 | 51 | 62 | 547 |
| 89 NOT SPECIFIED | 0 | 1 | 1 | 1 | 1 | 1 | 1 | 1 | 1 | 1 | 1 | 1 | 8 |
| 95 ZUSAMMEN-TOTAL B | 338 | 307 | 359 | 408 | 423 | 435 | 388 | 417 | 361 | 403 | 449 | 500 | 4788 |

EISENBAHN - RAILWAY - CHEMIN DE FER

1.2.04:2 (8)

INNERSTAATLICHER UND GRENZUEBERSCHREITENDER VERKEHR NACH RELATION UND MONAT

NEDERLAND

NATIONAL AND INTERNATIONAL TRAFFIC BY RELATION AND MONTH

1983

TRAFIC NATIONAL ET INTERNATIONAL PAR RELATION ET MOIS

1000 T

| RELATION | 01 | 02 | 03 | 04 | 05 | 06 | 07 | 08 | 09 | 10 | 11 | 12 | 01-12 |
|---|------|------|------|------|------|------|------|------|------|------|------|------|-------|
| C. VERSAND NACH: DISPATCHED TO: EXPEDITIONS VERS: | | | | | | | | | | | | | |
| 01 BR DEUTSCHLAND | 244 | 229 | 279 | 266 | 303 | 301 | 274 | 226 | 227 | 238 | 406 | 419 | 3413 |
| 02 FRANCE | 68 | 77 | 110 | 105 | 111 | 105 | 121 | 85 | 57 | 108 | 87 | 80 | 1115 |
| 03 ITALIA | 63 | 57 | 60 | 47 | 49 | 51 | 38 | 30 | 47 | 49 | 52 | 57 | 601 |
| 04 NEDERLAND | - | - | - | - | - | - | - | - | - | - | - | - | - |
| 05 BELGIQUE/BELGIE | 62 | 63 | 72 | 67 | 56 | 69 | 58 | 70 | 49 | 64 | 57 | 57 | 745 |
| 06 LUXEMBOURG | 0 | 0 | 0 | 0 | 0 | 0 | 0 | 0 | 1 | 2 | 2 | 4 | 10 |
| 07 UNITED KINGDOM | 2 | 2 | 3 | 4 | 3 | 2 | 1 | 3 | 1 | 3 | 3 | 2 | 28 |
| 08 IRELAND | 1 | 1 | 1 | 1 | 1 | 1 | 1 | 1 | 1 | 1 | 1 | 1 | 14 |
| 09 DANMARK | 1 | 2 | 2 | 1 | 1 | 1 | 1 | 1 | 2 | 1 | 1 | 1 | 14 |
| 10 HELLAS | 0 | 0 | 0 | 0 | 1 | 0 | 0 | 0 | 0 | 0 | 0 | 0 | 4 |
| 20 EUR | 440 | 429 | 527 | 491 | 524 | 529 | 493 | 416 | 385 | 465 | 610 | 620 | 5930 |
| 28 NORWAY | 0 | 0 | 0 | 0 | 0 | 0 | 0 | 0 | 0 | 0 | 0 | 0 | 1 |
| 30 SWEDEN | 3 | 3 | 5 | 4 | 4 | 3 | 2 | 3 | 5 | 4 | 4 | 6 | 48 |
| 32 FINLAND | 0 | 0 | 0 | 0 | 0 | 0 | 0 | 0 | 0 | 0 | 0 | 0 | 0 |
| 36 SWITZERLAND | 32 | 27 | 34 | 32 | 31 | 41 | 32 | 33 | 36 | 34 | 65 | 42 | 439 |
| 38 AUSTRIA | 13 | 12 | 16 | 15 | 19 | 18 | 18 | 20 | 16 | 19 | 16 | 26 | 208 |
| 40 PORTUGAL | 0 | 0 | 0 | 0 | 0 | 0 | 0 | 0 | 0 | 0 | 0 | 0 | 2 |
| 42 SPAIN | 1 | 2 | 4 | 2 | 1 | 4 | 3 | 2 | 4 | 2 | 3 | 4 | 11 |
| 48 YUGOSLAVIA | 1 | 2 | 3 | 4 | 4 | 4 | 3 | 2 | 4 | 2 | 3 | 4 | 37 |
| 52 TURKEY | 0 | 0 | 0 | 0 | 0 | 0 | 0 | 0 | 0 | 0 | 3 | 3 | 6 |
| 56 USSR | - | - | - | - | - | - | - | - | - | - | - | - | - |
| 58 GERMAN DR | 6 | 3 | 8 | 7 | 5 | 5 | 4 | 3 | 4 | 5 | 8 | 6 | 64 |
| 60 POLAND | 2 | 2 | 1 | 3 | 3 | 5 | 4 | 4 | 4 | 3 | 2 | 3 | 38 |
| 62 CZECHOSLOVAKIA | 1 | 2 | 2 | 2 | 2 | 2 | 2 | 2 | 2 | 2 | 2 | 2 | 23 |
| 64 HUNGARY | 2 | 3 | 10 | 4 | 4 | 2 | 3 | 3 | 3 | 2 | 3 | 4 | 43 |
| 66 RUMANIA | 5 | 5 | 4 | 4 | 6 | 2 | 4 | 3 | 2 | 2 | 2 | 3 | 42 |
| 68 BULGARIA | 2 | 3 | 3 | 2 | 2 | 2 | 3 | 2 | 2 | 1 | 1 | 4 | 26 |
| 70 ALBANIA | - | - | - | - | - | - | - | - | - | - | - | - | - |
| 71 TOTAL STATE TRADING | 20 | 21 | 31 | 26 | 26 | 22 | 23 | 20 | 21 | 16 | 21 | 27 | 274 |
| 72 OTHER EUROPEAN COUNTRY | - | - | - | - | - | - | - | - | - | - | - | - | - |
| 80 NEAR AND MIDDLE EAST | - | - | - | - | - | - | - | - | - | - | - | - | - |
| 83 OTHER COUNTRIES | - | - | - | - | - | - | - | - | - | - | - | - | - |
| 88 TOTAL THIRD COUNTRIES | 69 | 64 | 90 | 81 | 81 | 85 | 77 | 76 | 78 | 74 | 109 | 105 | 987 |
| 89 NOT SPECIFIED | 0 | 0 | 0 | 0 | 0 | 0 | 0 | 0 | 0 | 0 | 0 | 0 | 4 |
| 95 ZUSAMMEN-TOTAL C | 509 | 494 | 617 | 572 | 605 | 615 | 570 | 492 | 464 | 539 | 719 | 726 | 6922 |
| 97 INSGESAMT-TOTAL A+B+C | 1247 | 1187 | 1430 | 1396 | 1467 | 1509 | 1428 | 1385 | 1316 | 1528 | 1786 | 1720 | 17400 |

EISENBahn - RAILWAY - CHEMIN DE FER 1.2.05:1 (8)
 INNERSTAATLICHER UND GRENZUEBERSCHREITENDER VERKEHR NACH RELATION UND MONAT BELGIQUE/BELGIE
 NATIONAL AND INTERNATIONAL TRAFFIC BY RELATION AND MONTH 1983
 TRAFIC NATIONAL ET INTERNATIONAL PAR RELATION ET MOIS 1000 T

| RELATION | 01 | 02 | 03 | 04 | 05 | 06 | 07 | 08 | 09 | 10 | 11 | 12 | 01-12 |
|---|------|------|------|------|------|------|------|------|------|------|------|------|-------|
| A. INNERSTAATLICH NATIONAL | 2689 | 2506 | 3225 | 3021 | 2744 | 2797 | 2175 | 2346 | 1586 | 3179 | 3074 | 2903 | 32247 |
| B. EMPFANG AUS: RECEIVED FROM: RECEPTIONS DE: | | | | | | | | | | | | | |
| 01 BR DEUTSCHLAND | 159 | 223 | 244 | 257 | 238 | 250 | 182 | 175 | 217 | 289 | 324 | 331 | 2889 |
| 02 FRANCE | 315 | 434 | 477 | 463 | 403 | 531 | 461 | 483 | 324 | 599 | 527 | 628 | 5644 |
| 03 ITALIA | 57 | 40 | 55 | 49 | 59 | 67 | 61 | 58 | 44 | 101 | 60 | 88 | 738 |
| 04 NEDERLAND | 51 | 50 | 78 | 45 | 59 | 85 | 68 | 66 | 47 | 69 | 60 | 54 | 731 |
| 05 BELGIQUE/BELGIE | - | - | - | - | - | - | - | - | - | - | - | - | - |
| 06 LUXEMBOURG | 44 | 42 | 66 | 59 | 59 | 64 | 58 | 37 | 45 | 72 | 67 | 88 | 702 |
| 07 UNITED KINGDOM | 1 | 2 | 2 | 2 | 2 | 2 | 2 | 2 | 2 | 5 | 4 | 3 | 29 |
| 08 IRELAND | - | - | - | - | - | - | - | - | - | - | - | - | - |
| 09 DANMARK | 4 | 3 | 2 | 3 | 3 | 3 | 4 | 4 | 3 | 3 | 3 | 3 | 39 |
| 10 HELLAS | - | - | - | - | - | - | - | - | - | - | - | - | 0 |
| 20 EUR | 631 | 795 | 924 | 878 | 822 | 1002 | 836 | 825 | 682 | 1137 | 1045 | 1195 | 10771 |
| 28 NORWAY | 0 | 0 | 0 | 0 | 0 | 0 | 0 | 0 | 0 | 0 | 0 | 0 | 0 |
| 30 SWEDEN | 4 | 6 | 5 | 8 | 6 | 7 | 2 | 4 | 5 | 9 | 6 | 8 | 71 |
| 32 FINLAND | - | - | - | - | - | - | - | - | - | - | - | - | - |
| 36 SWITZERLAND | 7 | 10 | 13 | 11 | 10 | 11 | 9 | 11 | 7 | 12 | 12 | 11 | 126 |
| 38 AUSTRIA | 4 | 6 | 7 | 5 | 4 | 7 | 7 | 9 | 6 | 6 | 9 | 6 | 76 |
| 40 PORTUGAL | 0 | 0 | 0 | 0 | 0 | 0 | 0 | 0 | 0 | 0 | 0 | 0 | 0 |
| 42 SPAIN | 16 | 17 | 14 | 13 | 10 | 8 | 8 | 7 | 3 | 8 | 16 | 26 | 145 |
| 48 YUGOSLAVIA | 1 | 1 | 1 | 1 | 1 | 1 | 0 | 0 | 0 | 1 | 0 | 1 | 8 |
| 52 TURKEY | - | - | - | - | - | - | - | - | - | - | - | - | - |
| 56 USSR | - | - | - | - | - | - | - | - | - | - | - | - | - |
| 58 GERMAN DR | 10 | 10 | 9 | 7 | 6 | 9 | 7 | 7 | 4 | 12 | 6 | 8 | 95 |
| 60 POLAND | 1 | 1 | 1 | 1 | 1 | 1 | 2 | 1 | 1 | 2 | 2 | 1 | 14 |
| 62 CZECHOSLOVAKIA | 3 | 2 | 2 | 2 | 3 | 2 | 2 | 1 | 1 | 3 | 3 | 4 | 28 |
| 64 HUNGARY | 1 | 1 | 1 | 1 | 1 | 1 | 1 | 0 | 0 | 1 | 1 | 1 | 9 |
| 66 RUMANIA | 1 | 1 | 1 | 1 | 1 | 1 | 1 | 1 | 1 | 1 | 1 | 1 | 14 |
| 68 BULGARIA | 0 | 0 | 0 | 0 | 0 | 0 | 0 | 0 | 0 | 0 | 0 | 0 | 1 |
| 70 ALBANIA | - | - | - | - | - | - | - | - | - | - | - | - | - |
| 71 TOTAL STATE TRADING | 17 | 15 | 15 | 13 | 12 | 15 | 13 | 11 | 7 | 19 | 13 | 17 | 169 |
| 72 OTHER EUROPEAN COUNTRY | - | - | - | - | - | - | - | - | - | - | - | - | - |
| 80 NEAR AND MIDDLE EAST | - | - | - | - | - | - | - | - | - | - | - | - | - |
| 83 OTHER COUNTRIES | 0 | 0 | 0 | 0 | 0 | 0 | 0 | 0 | 0 | 0 | 0 | 0 | 0 |
| 88 TOTAL THIRD COUNTRIES | 49 | 55 | 53 | 51 | 43 | 47 | 39 | 42 | 27 | 55 | 56 | 67 | 588 |
| 89 NOT SPECIFIED | - | - | - | - | - | - | - | - | - | - | - | - | - |
| 95 ZUSAMMEN-TOTAL B | 681 | 850 | 977 | 929 | 865 | 1050 | 875 | 867 | 709 | 1192 | 1101 | 1262 | 11359 |

EISENBahn - RAILWAY - CHEMIN DE FER 1.2.05:2 (8)
 INNERSTAATLICHER UND GRENZUEBERSCHREITENDER VERKEHR NACH RELATION UND MONAT BELGIQUE/BELGIE
 NATIONAL AND INTERNATIONAL TRAFFIC BY RELATION AND MONTH 1983
 TRAFIC NATIONAL ET INTERNATIONAL PAR RELATION ET MOIS 1000 T

| RELATION | 01 | 02 | 03 | 04 | 05 | 06 | 07 | 08 | 09 | 10 | 11 | 12 | 01-12 |
|---|------|------|------|------|------|------|------|------|------|------|------|------|-------|
| C. VERSAND NACH: DISPATCHED TO: EXPEDITIONS VERS: | | | | | | | | | | | | | |
| 01 BR DEUTSCHLAND | 163 | 180 | 213 | 220 | 179 | 194 | 157 | 151 | 110 | 201 | 243 | 211 | 2221 |
| 02 FRANCE | 417 | 431 | 484 | 387 | 400 | 441 | 303 | 261 | 302 | 376 | 458 | 535 | 4794 |
| 03 ITALIA | 99 | 87 | 106 | 96 | 104 | 120 | 95 | 69 | 72 | 116 | 131 | 132 | 1226 |
| 04 NEDERLAND | 157 | 112 | 213 | 159 | 189 | 211 | 152 | 185 | 118 | 147 | 185 | 194 | 2021 |
| 05 BELGIQUE/BELGIE | - | - | - | - | - | - | - | - | - | - | - | - | - |
| 06 LUXEMBOURG | 73 | 128 | 128 | 176 | 178 | 209 | 214 | 177 | 142 | 274 | 260 | 257 | 2216 |
| 07 UNITED KINGDOM | 4 | 5 | 5 | 5 | 5 | 5 | 6 | 5 | 2 | 5 | 6 | 6 | 59 |
| 08 IRELAND | - | - | - | - | - | - | - | - | - | - | - | - | - |
| 09 DANMARK | 3 | 3 | 4 | 3 | 3 | 3 | 2 | 3 | 3 | 4 | 4 | 4 | 39 |
| 10 HELLAS | 0 | 0 | 1 | 1 | 0 | 1 | 1 | 0 | 0 | 1 | 1 | 1 | 7 |
| 20 EUR | 916 | 945 | 1154 | 1045 | 1057 | 1184 | 930 | 852 | 750 | 1124 | 1287 | 1340 | 12583 |
| 28 NORWAY | 0 | 1 | 0 | 0 | 1 | 0 | 0 | 1 | 0 | 1 | 1 | 1 | 7 |
| 30 SWEDEN | 5 | 5 | 6 | 7 | 6 | 7 | 2 | 9 | 5 | 7 | 7 | 8 | 75 |
| 32 FINLAND | - | - | - | - | - | - | - | - | - | - | - | - | - |
| 36 SWITZERLAND | 137 | 131 | 147 | 127 | 119 | 160 | 100 | 97 | 55 | 146 | 149 | 141 | 1510 |
| 38 AUSTRIA | 11 | 12 | 12 | 13 | 16 | 12 | 11 | 12 | 8 | 10 | 13 | 14 | 144 |
| 40 PORTUGAL | 0 | 0 | 0 | 0 | 0 | 0 | 0 | 0 | 0 | 0 | 0 | 0 | 1 |
| 42 SPAIN | 4 | 5 | 7 | 7 | 5 | 6 | 3 | 2 | 2 | 6 | 4 | 4 | 55 |
| 48 YUGOSLAVIA | 2 | 3 | 3 | 2 | 2 | 2 | 2 | 1 | 1 | 2 | 2 | 2 | 23 |
| 52 TURKEY | - | - | 0 | 0 | - | 0 | 0 | 0 | 0 | 0 | 0 | 0 | 0 |
| 56 USSR | - | - | - | - | - | - | - | - | - | - | - | - | - |
| 58 GERMAN DR | 4 | 8 | 7 | 8 | 10 | 5 | 2 | 2 | 3 | 5 | 4 | 4 | 61 |
| 60 POLAND | 3 | 2 | 2 | 2 | 2 | 1 | 1 | 2 | 1 | 3 | 2 | 2 | 24 |
| 62 CZECHOSLOVAKIA | 4 | 6 | 3 | 3 | 1 | 2 | 1 | 2 | 1 | 1 | 2 | 3 | 23 |
| 64 HUNGARY | 2 | 2 | 3 | 3 | 3 | 2 | 3 | 2 | 2 | 2 | 2 | 2 | 28 |
| 66 RUMANIA | 2 | 1 | 1 | 1 | 1 | 2 | 1 | 0 | 1 | 1 | 1 | 2 | 16 |
| 68 BULGARIA | 1 | 3 | 2 | 2 | 2 | 2 | 3 | 2 | 2 | 2 | 1 | 2 | 22 |
| 70 ALBANIA | - | - | - | - | - | - | - | - | - | - | - | - | - |
| 71 TOTAL STATE TRADING | 16 | 24 | 20 | 21 | 20 | 16 | 12 | 11 | 10 | 16 | 13 | 19 | 197 |
| 72 OTHER EUROPEAN COUNTRY | - | - | - | - | - | - | - | - | - | - | - | - | - |
| 80 NEAR AND MIDDLE EAST | - | - | - | - | - | - | - | - | - | - | - | - | - |
| 83 OTHER COUNTRIES | 1 | 1 | 1 | 0 | 0 | 0 | 0 | 0 | 0 | 0 | 0 | 0 | 3 |
| 88 TOTAL THIRD COUNTRIES | 175 | 178 | 193 | 175 | 168 | 201 | 130 | 132 | 81 | 185 | 187 | 187 | 1992 |
| 89 NOT SPECIFIED | - | - | - | - | - | - | - | - | - | - | - | - | - |
| 95 ZUSAMMEN-TOTAL C | 1090 | 1124 | 1348 | 1220 | 1225 | 1385 | 1059 | 984 | 831 | 1310 | 1474 | 1527 | 14576 |
| 97 INSGESAMT-TOTAL A+B+C | 4460 | 4480 | 5550 | 5170 | 4835 | 5232 | 4110 | 4196 | 3126 | 5681 | 5650 | 5692 | 58181 |

E I S E N B A H N - R A I L W A Y - C H E M I N D E F E R 1.2.06:1 (8)

INNERSTAATLICHER UND GRENZUEBERSCHREITENDER VERKEHR NACH RELATION UND MONAT LUXEMBOURG

NATIONAL AND INTERNATIONAL TRAFFIC BY RELATION AND MONTH 1983

TRAFIC NATIONAL ET INTERNATIONAL PAR RELATION ET MOIS 1000 T

| RELATION | 01 | 02 | 03 | 04 | 05 | 06 | 07 | 08 | 09 | 10 | 11 | 12 | 01-12 |
|---|-----|-----|-----|-----|-----|-----|-----|-----|-----|-----|-----|-----|-------|
| A. INNERSTAATLICH NATIONAL | 202 | 233 | 321 | 291 | 303 | 336 | 287 | 206 | 310 | 303 | 305 | 278 | 3376 |
| B. EMPFANG AUS: RECEIVED FROM: RECEPTIONS DE: | | | | | | | | | | | | | |
| 01 BR DEUTSCHLAND | 108 | 122 | 155 | 135 | 150 | 137 | 128 | 105 | 135 | 125 | 167 | 144 | 1611 |
| 02 FRANCE | 6 | 11 | 13 | 14 | 18 | 24 | 16 | 10 | 25 | 18 | 19 | 22 | 196 |
| 03 ITALIA | 0 | 0 | 0 | 0 | 0 | 0 | 0 | 0 | 0 | 0 | 0 | 0 | 2 |
| 04 NEDERLAND | 0 | 0 | 0 | 0 | 0 | 0 | 0 | 0 | 0 | 0 | 0 | 0 | 9 |
| 05 BELGIQUE/BELGIE | 79 | 90 | 143 | 175 | 178 | 188 | 211 | 189 | 129 | 272 | 265 | 264 | 2184 |
| 06 LUXEMBOURG | - | - | - | - | - | - | - | - | - | - | - | - | - |
| 07 UNITED KINGDOM | - | 0 | - | - | - | - | 0 | - | - | - | - | - | 0 |
| 08 IRELAND | - | - | - | - | - | - | - | - | - | - | - | - | - |
| 09 DANMARK | - | 0 | 0 | - | 0 | 0 | 0 | - | 0 | - | - | - | 0 |
| 10 HELLAS | - | - | - | - | - | - | - | - | - | - | - | - | - |
| 20 EUR | 193 | 224 | 312 | 324 | 345 | 349 | 355 | 306 | 290 | 419 | 452 | 435 | 4003 |
| 28 NORWAY | - | - | - | - | - | - | - | - | - | - | - | - | - |
| 30 SWEDEN | 0 | - | - | 0 | 0 | 0 | 0 | - | 0 | 0 | 0 | 0 | 0 |
| 32 FINLAND | - | - | - | - | - | - | - | - | - | - | - | - | - |
| 36 SWITZERLAND | 0 | 0 | 1 | 0 | 0 | 1 | 1 | 0 | 1 | 0 | 0 | 0 | 5 |
| 38 AUSTRIA | 0 | 0 | 0 | 0 | 0 | 0 | - | 0 | 0 | 0 | 0 | 0 | 0 |
| 40 PORTUGAL | - | - | - | - | - | - | - | - | - | - | - | - | - |
| 42 SPAIN | 0 | 0 | - | - | - | 0 | - | - | - | - | - | - | 0 |
| 48 YUGOSLAVIA | 0 | - | - | 0 | 0 | 0 | 0 | 0 | 0 | 0 | 0 | 0 | 0 |
| 52 TURKEY | - | - | - | - | - | - | - | - | - | - | - | - | - |
| 56 USSR | - | - | - | - | - | - | - | - | - | - | - | - | - |
| 58 GERMAN DR | - | 0 | 0 | 0 | 0 | 0 | 0 | - | 0 | 0 | 0 | 0 | 1 |
| 60 POLAND | - | - | 0 | 0 | 0 | 0 | 0 | - | 0 | 0 | 0 | 0 | 0 |
| 62 CZECHOSLOVAKIA | - | 0 | - | 0 | 0 | - | - | 0 | 0 | 0 | 0 | 0 | 0 |
| 64 HUNGARY | 0 | - | - | - | - | - | - | - | - | - | - | - | 0 |
| 66 RUMANIA | - | - | - | - | - | - | - | - | - | - | 0 | - | 0 |
| 68 BULGARIA | - | - | - | - | - | - | - | - | - | - | - | - | - |
| 70 ALBANIA | - | - | - | - | - | - | - | - | - | - | - | - | - |
| 71 TOTAL STATE TRADING | 0 | 0 | 0 | 0 | 0 | 0 | 0 | 0 | 0 | 0 | 0 | 0 | 1 |
| 72 OTHER EUROPEAN COUNTRY | - | - | - | - | - | - | - | - | - | - | - | - | - |
| 80 NEAR AND MIDDLE EAST | - | - | - | - | - | - | - | - | - | - | - | - | - |
| 83 OTHER COUNTRIES | - | - | - | - | - | - | - | - | - | - | - | - | - |
| 88 TOTAL THIRD COUNTRIES | 0 | 0 | 1 | 1 | 1 | 1 | 1 | 0 | 1 | 0 | 0 | 0 | 7 |
| 89 NOT SPECIFIED | - | - | - | - | - | - | - | - | - | - | - | - | - |
| 95 ZUSAMMEN-TOTAL B | 194 | 224 | 312 | 324 | 345 | 350 | 356 | 306 | 291 | 419 | 452 | 436 | 4010 |

E I S E N B A H N - R A I L W A Y - C H E M I N D E F E R 1.2.06:2 (8)

INNERSTAATLICHER UND GRENZUEBERSCHREITENDER VERKEHR NACH RELATION UND MONAT LUXEMBOURG

NATIONAL AND INTERNATIONAL TRAFFIC BY RELATION AND MONTH 1983

TRAFIC NATIONAL ET INTERNATIONAL PAR RELATION ET MOIS 1000 T

| RELATION | 01 | 02 | 03 | 04 | 05 | 06 | 07 | 08 | 09 | 10 | 11 | 12 | 01-12 |
|--|-----|-----|-----|-----|-----|-----|-----|-----|-----|-----|-----|-----|-------|
| C. VERSAND NACH: DISPATCHED TO: EXPEDITONS VERS: | | | | | | | | | | | | | |
| 01 BR DEUTSCHLAND | 57 | 82 | 81 | 76 | 78 | 69 | 84 | 66 | 78 | 98 | 104 | 76 | 950 |
| 02 FRANCE | 30 | 32 | 39 | 40 | 43 | 51 | 38 | 28 | 45 | 42 | 42 | 42 | 471 |
| 03 ITALIA | 1 | 2 | 4 | 3 | 4 | 4 | 4 | 2 | 6 | 6 | 4 | 4 | 46 |
| 04 NEDERLAND | 6 | 4 | 6 | 7 | 5 | 6 | 6 | 6 | 5 | 13 | 10 | 9 | 83 |
| 05 BELGIQUE/BELGIE | 48 | 44 | 71 | 51 | 60 | 65 | 53 | 42 | 47 | 75 | 68 | 83 | 710 |
| 06 LUXEMBOURG | - | - | - | - | - | - | - | - | - | - | - | - | - |
| 07 UNITED KINGDOM | 0 | 1 | 0 | 1 | 1 | 1 | 1 | 1 | 1 | 1 | 1 | 1 | 9 |
| 08 IRELAND | - | - | - | - | - | - | - | - | - | - | - | - | - |
| 09 DANMARK | - | 0 | - | - | - | - | 0 | 0 | 0 | 0 | - | 0 | 0 |
| 10 HELLAS | - | - | - | - | - | - | - | - | 0 | - | - | - | 0 |
| 20 EUR | 143 | 165 | 203 | 181 | 191 | 196 | 186 | 145 | 183 | 235 | 228 | 214 | 2269 |
| 28 NORWAY | - | - | - | - | - | - | - | - | - | - | - | - | - |
| 30 SWEDEN | 0 | 0 | 1 | 0 | 0 | 1 | 0 | 0 | 0 | 0 | 0 | 0 | 5 |
| 32 FINLAND | - | - | - | - | - | - | - | - | - | - | - | - | - |
| 36 SWITZERLAND | 5 | 4 | 3 | 3 | 5 | 6 | 5 | 5 | 6 | 5 | 4 | 3 | 54 |
| 38 AUSTRIA | 0 | 0 | 0 | 0 | 0 | 0 | 0 | 0 | 0 | 0 | 0 | 0 | 1 |
| 40 PORTUGAL | - | - | - | - | - | - | - | - | - | - | - | - | 0 |
| 42 SPAIN | 0 | - | - | 0 | 0 | 0 | - | 0 | 0 | 0 | 0 | 0 | 0 |
| 48 YUGOSLAVIA | - | 0 | 0 | 0 | 0 | 0 | 0 | 0 | 0 | 0 | 0 | 1 | 2 |
| 52 TURKEY | - | - | - | - | - | - | - | - | - | - | - | - | - |
| 56 USSR | - | - | - | - | - | - | - | - | - | - | - | - | - |
| 58 GERMAN DR | 0 | 0 | - | 0 | - | 0 | - | 0 | 0 | - | 0 | 0 | 0 |
| 60 POLAND | 0 | 0 | 0 | 0 | 0 | 0 | 0 | - | 0 | 0 | 0 | 0 | 1 |
| 62 CZECHOSLOVAKIA | 0 | - | 0 | - | 0 | 0 | - | 0 | 0 | 0 | 0 | - | 0 |
| 64 HUNGARY | 0 | - | - | - | - | - | - | - | - | 0 | - | - | 0 |
| 66 RUMANIA | - | - | - | - | 0 | 0 | 0 | 0 | - | - | - | 0 | 0 |
| 68 BULGARIA | - | - | 0 | 0 | 1 | 1 | 1 | 0 | - | - | - | 0 | 3 |
| 70 ALBANIA | - | - | - | - | - | - | - | - | - | - | - | - | - |
| 71 TOTAL STATE TRADING | 0 | 0 | 0 | 0 | 1 | 1 | 1 | 0 | 0 | 1 | 0 | 1 | 7 |
| 72 OTHER EUROPEAN COUNTRY | - | - | - | - | - | - | - | - | - | - | - | - | - |
| 80 NEAR AND MIDDLE EAST | - | - | - | - | - | - | - | - | - | - | - | - | - |
| 83 OTHER COUNTRIES | - | - | - | - | - | - | - | - | - | - | - | - | - |
| 88 TOTAL THIRD COUNTRIES | 6 | 5 | 4 | 4 | 7 | 8 | 6 | 5 | 6 | 6 | 5 | 5 | 68 |
| 89 NOT SPECIFIED | - | - | - | - | - | - | - | - | - | - | - | - | - |
| 95 ZUSAMMEN-TOTAL C | 149 | 170 | 207 | 185 | 198 | 204 | 192 | 150 | 189 | 241 | 233 | 219 | 2337 |
| 97 INSGESAMT-TOTAL A+B+C | 546 | 627 | 840 | 800 | 846 | 890 | 835 | 663 | 790 | 963 | 990 | 933 | 9723 |

EISENBAHN - RAILWAY - CHEMIN DE FER
 INNERSTAATLICHER UND GRENZUEBERSCHREITENDER VERKEHR NACH RELATION UND MONAT
 NATIONAL AND INTERNATIONAL TRAFFIC BY RELATION AND MONTH
 TRAFIC NATIONAL ET INTERNATIONAL PAR RELATION ET MOIS

1.2.07:1 (8)
 UNITED KINGDOM
 1983
 1000 T

| RELATION | 01 | 02 | 03 | 04 | 05 | 06 | 07 | 08 | 09 | 10 | 11 | 12 | 01-12 |
|---|-------|-------|-------|-------|-------|-------|-------|-------|-------|-------|-------|------|--------|
| A. INNERSTAATLICH NATIONAL | 12387 | 11906 | 13082 | 11697 | 12129 | 11792 | 11856 | 11879 | 12337 | 13076 | 12619 | 9557 | 144317 |
| B. EMPFANG AUS: RECEIVED FROM: RECEPTIONS DE: | | | | | | | | | | | | | |
| 01 BR DEUTSCHLAND | : | : | : | : | : | : | : | : | : | : | : | : | : |
| 02 FRANCE | : | : | : | : | : | : | : | : | : | : | : | : | : |
| 03 ITALIA | : | : | : | : | : | : | : | : | : | : | : | : | : |
| 04 NEDERLAND | : | : | : | : | : | : | : | : | : | : | : | : | : |
| 05 BELGIQUE/BELGIE | : | : | : | : | : | : | : | : | : | : | : | : | : |
| 06 LUXEMBOURG | : | : | : | : | : | : | : | : | : | : | : | : | : |
| 07 UNITED KINGDOM | - | - | - | - | - | - | - | - | - | - | - | - | - |
| 08 IRELAND | : | : | : | : | : | : | : | : | : | : | : | : | : |
| 09 DANMARK | : | : | : | : | : | : | : | : | : | : | : | : | : |
| 10 HELLAS | : | : | : | : | : | : | : | : | : | : | : | : | : |
| 20 EUR | - | - | - | - | - | - | - | - | - | - | - | - | - |
| 28 NORWAY | : | : | : | : | : | : | : | : | : | : | : | : | : |
| 30 SWEDEN | : | : | : | : | : | : | : | : | : | : | : | : | : |
| 32 FINLAND | : | : | : | : | : | : | : | : | : | : | : | : | : |
| 36 SWITZERLAND | : | : | : | : | : | : | : | : | : | : | : | : | : |
| 38 AUSTRIA | : | : | : | : | : | : | : | : | : | : | : | : | : |
| 40 PORTUGAL | : | : | : | : | : | : | : | : | : | : | : | : | : |
| 42 SPAIN | : | : | : | : | : | : | : | : | : | : | : | : | : |
| 48 YUGOSLAVIA | : | : | : | : | : | : | : | : | : | : | : | : | : |
| 52 TURKEY | : | : | : | : | : | : | : | : | : | : | : | : | : |
| 56 USSR | : | : | : | : | : | : | : | : | : | : | : | : | : |
| 58 GERMAN DR | : | : | : | : | : | : | : | : | : | : | : | : | : |
| 60 POLAND | : | : | : | : | : | : | : | : | : | : | : | : | : |
| 62 CZECHOSLOVAKIA | : | : | : | : | : | : | : | : | : | : | : | : | : |
| 64 HUNGARY | : | : | : | : | : | : | : | : | : | : | : | : | : |
| 66 RUMANIA | : | : | : | : | : | : | : | : | : | : | : | : | : |
| 68 BULGARIA | : | : | : | : | : | : | : | : | : | : | : | : | : |
| 70 ALBANIA | : | : | : | : | : | : | : | : | : | : | : | : | : |
| 71 TOTAL STATE TRADING | - | - | - | - | - | - | - | - | - | - | - | - | - |
| 72 OTHER EUROPEAN COUNTRY | : | : | : | : | : | : | : | : | : | : | : | : | : |
| 80 NEAR AND MIDDLE EAST | : | : | : | : | : | : | : | : | : | : | : | : | : |
| 83 OTHER COUNTRIES | : | : | : | : | : | : | : | : | : | : | : | : | : |
| 88 TOTAL THIRD COUNTRIES | - | - | - | - | - | - | - | - | - | - | - | - | - |
| 89 NOT SPECIFIED | 60 | 61 | 56 | 51 | 48 | 51 | 63 | 69 | 80 | 80 | 85 | 58 | 762 |
| 95 ZUSAMMEN-TOTAL B | 60 | 61 | 56 | 51 | 48 | 51 | 63 | 69 | 80 | 80 | 85 | 58 | 762 |

EISENBAHN - RAILWAY - CHEMIN DE FER
 INNERSTAATLICHER UND GRENZUEBERSCHREITENDER VERKEHR NACH RELATION UND MONAT
 NATIONAL AND INTERNATIONAL TRAFFIC BY RELATION AND MONTH
 TRAFIC NATIONAL ET INTERNATIONAL PAR RELATION ET MOIS

1.2.07:2 (8)
 UNITED KINGDOM
 1983
 1000 T

| RELATION | 01 | 02 | 03 | 04 | 05 | 06 | 07 | 08 | 09 | 10 | 11 | 12 | 01-12 |
|---|-------|-------|-------|-------|-------|-------|-------|-------|-------|-------|-------|------|--------|
| C. VERSAND NACH: DISPATCHED TO: EXPEDITIONS VERS: | | | | | | | | | | | | | |
| 01 BR DEUTSCHLAND | : | : | : | : | : | : | : | : | : | : | : | : | : |
| 02 FRANCE | : | : | : | : | : | : | : | : | : | : | : | : | : |
| 03 ITALIA | : | : | : | : | : | : | : | : | : | : | : | : | : |
| 04 NEDERLAND | : | : | : | : | : | : | : | : | : | : | : | : | : |
| 05 BELGIQUE/BELGIE | : | : | : | : | : | : | : | : | : | : | : | : | : |
| 06 LUXEMBOURG | : | : | : | : | : | : | : | : | : | : | : | : | : |
| 07 UNITED KINGDOM | - | - | - | - | - | - | - | - | - | - | - | - | - |
| 08 IRELAND | : | : | : | : | : | : | : | : | : | : | : | : | : |
| 09 DANMARK | : | : | : | : | : | : | : | : | : | : | : | : | : |
| 10 HELLAS | : | : | : | : | : | : | : | : | : | : | : | : | : |
| 20 EUR | - | - | - | - | - | - | - | - | - | - | - | - | - |
| 28 NORWAY | : | : | : | : | : | : | : | : | : | : | : | : | : |
| 30 SWEDEN | : | : | : | : | : | : | : | : | : | : | : | : | : |
| 32 FINLAND | : | : | : | : | : | : | : | : | : | : | : | : | : |
| 36 SWITZERLAND | : | : | : | : | : | : | : | : | : | : | : | : | : |
| 38 AUSTRIA | : | : | : | : | : | : | : | : | : | : | : | : | : |
| 40 PORTUGAL | : | : | : | : | : | : | : | : | : | : | : | : | : |
| 42 SPAIN | : | : | : | : | : | : | : | : | : | : | : | : | : |
| 48 YUGOSLAVIA | : | : | : | : | : | : | : | : | : | : | : | : | : |
| 52 TURKEY | : | : | : | : | : | : | : | : | : | : | : | : | : |
| 56 USSR | : | : | : | : | : | : | : | : | : | : | : | : | : |
| 58 GERMAN DR | : | : | : | : | : | : | : | : | : | : | : | : | : |
| 60 POLAND | : | : | : | : | : | : | : | : | : | : | : | : | : |
| 62 CZECHOSLOVAKIA | : | : | : | : | : | : | : | : | : | : | : | : | : |
| 64 HUNGARY | : | : | : | : | : | : | : | : | : | : | : | : | : |
| 66 RUMANIA | : | : | : | : | : | : | : | : | : | : | : | : | : |
| 68 BULGARIA | : | : | : | : | : | : | : | : | : | : | : | : | : |
| 70 ALBANIA | : | : | : | : | : | : | : | : | : | : | : | : | : |
| 71 TOTAL STATE TRADING | - | - | - | - | - | - | - | - | - | - | - | - | - |
| 72 OTHER EUROPEAN COUNTRY | : | : | : | : | : | : | : | : | : | : | : | : | : |
| 80 NEAR AND MIDDLE EAST | : | : | : | : | : | : | : | : | : | : | : | : | : |
| 83 OTHER COUNTRIES | : | : | : | : | : | : | : | : | : | : | : | : | : |
| 88 TOTAL THIRD COUNTRIES | - | - | - | - | - | - | - | - | - | - | - | - | - |
| 89 NOT SPECIFIED | 16 | 16 | 23 | 23 | 22 | 22 | 21 | 16 | 16 | 23 | 24 | 26 | 248 |
| 95 ZUSAMMEN-TOTAL C | 16 | 16 | 23 | 23 | 22 | 22 | 21 | 16 | 16 | 23 | 24 | 26 | 248 |
| 97 INSGESAMT-TOTAL A+B+C | 12463 | 11983 | 13161 | 11771 | 12199 | 11865 | 11940 | 11964 | 12433 | 13179 | 12728 | 9641 | 145327 |

INNERSTAATLICHER UND GRENZUEBERSCHREITENDER VERKEHR NACH RELATION UND MONAT

IRELAND

NATIONAL AND INTERNATIONAL TRAFFIC BY RELATION AND MONTH

1983

TRAFIC NATIONAL ET INTERNATIONAL PAR RELATION ET MOIS

1000 T

| RELATION | 01 | 02 | 03 | 04 | 05 | 06 | 07 | 08 | 09 | 10 | 11 | 12 | 01-12 |
|---|-----|-----|-----|-----|-----|-----|-----|-----|-----|-----|-----|-----|-------|
| A. INNERSTAATLICH NATIONAL | 334 | 272 | 270 | 245 | 255 | 261 | 257 | 272 | 268 | 310 | 336 | 275 | 3354 |
| B. EMPFANG AUS: RECEIVED FROM: RECEPTIONS DE: | | | | | | | | | | | | | |
| 01 BR DEUTSCHLAND | - | - | - | - | - | - | - | - | - | - | - | - | - |
| 02 FRANCE | - | - | - | - | - | - | - | - | - | - | - | - | - |
| 03 ITALIA | - | - | - | - | - | - | - | - | - | - | - | - | - |
| 04 NEDERLAND | - | - | - | - | - | - | - | - | - | - | - | - | - |
| 05 BELGIQUE/BELGIE | - | - | - | - | - | - | - | - | - | - | - | - | - |
| 06 LUXEMBOURG | - | - | - | - | - | - | - | - | - | - | - | - | - |
| 07 UNITED KINGDOM | - | - | - | - | - | - | - | - | - | - | - | - | - |
| 08 IRELAND | - | - | - | - | - | - | - | - | - | - | - | - | - |
| 09 DANMARK | - | - | - | - | - | - | - | - | - | - | - | - | - |
| 10 HELLAS | - | - | - | - | - | - | - | - | - | - | - | - | - |
| 20 EUR | - | - | - | - | - | - | - | - | - | - | - | - | - |
| 28 NORWAY | - | - | - | - | - | - | - | - | - | - | - | - | - |
| 30 SWEDEN | - | - | - | - | - | - | - | - | - | - | - | - | - |
| 32 FINLAND | - | - | - | - | - | - | - | - | - | - | - | - | - |
| 36 SWITZERLAND | - | - | - | - | - | - | - | - | - | - | - | - | - |
| 38 AUSTRIA | - | - | - | - | - | - | - | - | - | - | - | - | - |
| 40 PORTUGAL | - | - | - | - | - | - | - | - | - | - | - | - | - |
| 42 SPAIN | - | - | - | - | - | - | - | - | - | - | - | - | - |
| 48 YUGOSLAVIA | - | - | - | - | - | - | - | - | - | - | - | - | - |
| 52 TURKEY | - | - | - | - | - | - | - | - | - | - | - | - | - |
| 56 USSR | - | - | - | - | - | - | - | - | - | - | - | - | - |
| 58 GERMAN DR | - | - | - | - | - | - | - | - | - | - | - | - | - |
| 60 POLAND | - | - | - | - | - | - | - | - | - | - | - | - | - |
| 62 CZECHOSLOVAKIA | - | - | - | - | - | - | - | - | - | - | - | - | - |
| 64 HUNGARY | - | - | - | - | - | - | - | - | - | - | - | - | - |
| 66 RUMANIA | - | - | - | - | - | - | - | - | - | - | - | - | - |
| 68 BULGARIA | - | - | - | - | - | - | - | - | - | - | - | - | - |
| 70 ALBANIA | - | - | - | - | - | - | - | - | - | - | - | - | - |
| 71 TOTAL STATE TRADING | - | - | - | - | - | - | - | - | - | - | - | - | - |
| 72 OTHER EUROPEAN COUNTRY | - | - | - | - | - | - | - | - | - | - | - | - | - |
| 80 NEAR AND MIDDLE EAST | - | - | - | - | - | - | - | - | - | - | - | - | - |
| 83 OTHER COUNTRIES | - | - | - | - | - | - | - | - | - | - | - | - | - |
| 88 TOTAL THIRD COUNTRIES | - | - | - | - | - | - | - | - | - | - | - | - | - |
| 89 NOT SPECIFIED | - | - | - | - | - | - | - | - | - | - | - | - | - |
| 95 ZUSAMMEN-TOTAL B | - | - | - | - | - | - | - | - | - | - | - | - | - |

INNERSTAATLICHER UND GRENZUEBERSCHREITENDER VERKEHR NACH RELATION UND MONAT

IRELAND

NATIONAL AND INTERNATIONAL TRAFFIC BY RELATION AND MONTH

1983

TRAFIC NATIONAL ET INTERNATIONAL PAR RELATION ET MOIS

1000 T

| RELATION | 01 | 02 | 03 | 04 | 05 | 06 | 07 | 08 | 09 | 10 | 11 | 12 | 01-12 |
|---|-----|-----|-----|-----|-----|-----|-----|-----|-----|-----|-----|-----|-------|
| C. VERSAND NACH: DISPATCHED TO: EXPEDITIONS VERS: | | | | | | | | | | | | | |
| 01 BR DEUTSCHLAND | - | - | - | - | - | - | - | - | - | - | - | - | - |
| 02 FRANCE | - | - | - | - | - | - | - | - | - | - | - | - | - |
| 03 ITALIA | - | - | - | - | - | - | - | - | - | - | - | - | - |
| 04 NEDERLAND | - | - | - | - | - | - | - | - | - | - | - | - | - |
| 05 BELGIQUE/BELGIE | - | - | - | - | - | - | - | - | - | - | - | - | - |
| 06 LUXEMBOURG | - | - | - | - | - | - | - | - | - | - | - | - | - |
| 07 UNITED KINGDOM | - | - | - | - | - | - | - | - | - | - | - | - | - |
| 08 IRELAND | - | - | - | - | - | - | - | - | - | - | - | - | - |
| 09 DANMARK | - | - | - | - | - | - | - | - | - | - | - | - | - |
| 10 HELLAS | - | - | - | - | - | - | - | - | - | - | - | - | - |
| 20 EUR | - | - | - | - | - | - | - | - | - | - | - | - | - |
| 28 NORWAY | - | - | - | - | - | - | - | - | - | - | - | - | - |
| 30 SWEDEN | - | - | - | - | - | - | - | - | - | - | - | - | - |
| 32 FINLAND | - | - | - | - | - | - | - | - | - | - | - | - | - |
| 36 SWITZERLAND | - | - | - | - | - | - | - | - | - | - | - | - | - |
| 38 AUSTRIA | - | - | - | - | - | - | - | - | - | - | - | - | - |
| 40 PORTUGAL | - | - | - | - | - | - | - | - | - | - | - | - | - |
| 42 SPAIN | - | - | - | - | - | - | - | - | - | - | - | - | - |
| 48 YUGOSLAVIA | - | - | - | - | - | - | - | - | - | - | - | - | - |
| 52 TURKEY | - | - | - | - | - | - | - | - | - | - | - | - | - |
| 56 USSR | - | - | - | - | - | - | - | - | - | - | - | - | - |
| 58 GERMAN DR | - | - | - | - | - | - | - | - | - | - | - | - | - |
| 60 POLAND | - | - | - | - | - | - | - | - | - | - | - | - | - |
| 62 CZECHOSLOVAKIA | - | - | - | - | - | - | - | - | - | - | - | - | - |
| 64 HUNGARY | - | - | - | - | - | - | - | - | - | - | - | - | - |
| 66 RUMANIA | - | - | - | - | - | - | - | - | - | - | - | - | - |
| 68 BULGARIA | - | - | - | - | - | - | - | - | - | - | - | - | - |
| 70 ALBANIA | - | - | - | - | - | - | - | - | - | - | - | - | - |
| 71 TOTAL STATE TRADING | - | - | - | - | - | - | - | - | - | - | - | - | - |
| 72 OTHER EUROPEAN COUNTRY | - | - | - | - | - | - | - | - | - | - | - | - | - |
| 80 NEAR AND MIDDLE EAST | - | - | - | - | - | - | - | - | - | - | - | - | - |
| 83 OTHER COUNTRIES | - | - | - | - | - | - | - | - | - | - | - | - | - |
| 88 TOTAL THIRD COUNTRIES | - | - | - | - | - | - | - | - | - | - | - | - | - |
| 89 NOT SPECIFIED | - | - | - | - | - | - | - | - | - | - | - | - | - |
| 95 ZUSAMMEN-TOTAL C | - | - | - | - | - | - | - | - | - | - | - | - | - |
| 97 INSGESAMT-TOTAL A+B+C | 334 | 272 | 270 | 245 | 255 | 261 | 257 | 272 | 268 | 310 | 336 | 275 | 3354 |

EISENBAHN - RAILWAY - CHEMIN DE FER

1.2.09:1 (8)

INNERSTAATLICHER UND GRENZUEBERSCHREITENDER VERKEHR NACH RELATION UND MONAT DANMARK
 NATIONAL AND INTERNATIONAL TRAFFIC BY RELATION AND MONTH 1983
 TRAFIC NATIONAL ET INTERNATIONAL PAR RELATION ET MOIS 1000 T

| RELATION | 01 | 02 | 03 | 04 | 05 | 06 | 07 | 08 | 09 | 10 | 11 | 12 | 01-12 |
|---|-----|-----|-----|-----|-----|-----|-----|-----|-----|-----|-----|-----|-------|
| A. INNERSTAATLICH NATIONAL | 157 | 186 | 214 | 193 | 193 | 190 | 131 | 189 | 204 | 191 | 228 | 201 | 2277 |
| B. EMPFANG AUS: RECEIVED FROM: RECEPTIONS DE: | | | | | | | | | | | | | |
| 01 BR DEUTSCHLAND | 77 | 88 | 87 | 64 | 54 | 55 | 42 | 46 | 60 | 49 | 49 | 43 | 714 |
| 02 FRANCE | 6 | 5 | 7 | 4 | 7 | 6 | 4 | 5 | 7 | 7 | 5 | 7 | 70 |
| 03 ITALIA | 3 | 3 | 3 | 4 | 9 | 11 | 6 | 6 | 3 | 4 | 5 | 3 | 60 |
| 04 NEDERLAND | 1 | 2 | 2 | 1 | 1 | 1 | 0 | 1 | 1 | 1 | 1 | 1 | 13 |
| 05 BELGIQUE/BELGIE | 3 | 3 | 3 | 3 | 3 | 2 | 2 | 3 | 2 | 3 | 4 | 3 | 34 |
| 06 LUXEMBOURG | 0 | 0 | 0 | 0 | 0 | 0 | 0 | 0 | 0 | 0 | 0 | 0 | 0 |
| 07 UNITED KINGDOM | 0 | 0 | 0 | 0 | 0 | 0 | 0 | 0 | 0 | 0 | 0 | 0 | 0 |
| 08 IRELAND | - | - | - | - | - | - | - | - | - | - | - | - | - |
| 09 DANMARK | - | - | - | - | - | - | - | - | - | - | - | - | - |
| 10 HELLAS | 0 | - | - | - | - | - | - | - | - | - | - | - | 1 |
| 20 EUR | 90 | 101 | 102 | 76 | 74 | 75 | 54 | 61 | 73 | 64 | 65 | 57 | 892 |
| 28 NORWAY | 1 | 2 | 1 | 1 | 1 | 2 | 1 | 2 | 2 | 2 | 2 | 1 | 18 |
| 30 SWEDEN | 65 | 47 | 51 | 27 | 48 | 43 | 24 | 34 | 52 | 46 | 48 | 37 | 522 |
| 32 FINLAND | 4 | 5 | 4 | 3 | 4 | 3 | 3 | 3 | 4 | 3 | 4 | 3 | 43 |
| 36 SWITZERLAND | 1 | 1 | 1 | 1 | 1 | 1 | 1 | 1 | 1 | 1 | 1 | 1 | 12 |
| 38 AUSTRIA | 3 | 3 | 2 | 2 | 2 | 0 | 3 | 2 | 2 | 2 | 1 | 1 | 23 |
| 40 PORTUGAL | - | 0 | 0 | 0 | 0 | - | - | - | - | - | - | - | 0 |
| 42 SPAIN | 1 | 1 | 0 | 0 | 0 | 0 | 0 | 0 | 0 | 1 | 2 | 8 | 13 |
| 48 YUGOSLAVIA | 0 | 0 | 1 | 0 | 1 | 0 | 0 | 0 | 0 | 0 | 1 | 1 | 4 |
| 52 TURKEY | - | - | - | - | - | - | - | - | - | - | - | - | - |
| 56 USSR | - | - | - | - | - | - | - | - | - | - | - | - | - |
| 58 GERMAN DR | 9 | 8 | 7 | 8 | 11 | 12 | 9 | 10 | 11 | 10 | 7 | 8 | 110 |
| 60 POLAND | 1 | 1 | 1 | 1 | 3 | 1 | 1 | 1 | 1 | 1 | 1 | 1 | 11 |
| 62 CZECHOSLOVAKIA | 3 | 3 | 4 | 7 | 7 | 3 | 2 | 2 | 3 | 3 | 4 | 3 | 38 |
| 64 HUNGARY | 3 | 7 | 9 | 9 | 7 | 1 | 1 | 1 | 0 | 1 | 1 | 0 | 32 |
| 66 RUMANIA | 0 | 0 | 0 | 0 | 1 | 0 | 0 | 0 | 0 | 0 | 0 | 0 | 1 |
| 68 BULGARIA | 0 | 0 | 0 | 0 | 0 | 0 | 0 | 0 | 0 | 0 | 0 | 0 | 0 |
| 70 ALBANIA | - | - | - | - | - | - | - | - | - | - | - | - | 0 |
| 71 TOTAL STATE TRADING | 16 | 21 | 22 | 19 | 18 | 17 | 12 | 14 | 15 | 15 | 14 | 13 | 196 |
| 72 OTHER EUROPEAN COUNTRY | - | - | - | - | - | - | - | - | - | - | - | - | - |
| 80 NEAR AND MIDDLE EAST | - | - | - | - | - | - | - | - | - | - | - | - | - |
| 83 OTHER COUNTRIES | - | - | - | - | - | - | - | - | - | - | - | - | - |
| 88 TOTAL THIRD COUNTRIES | 91 | 80 | 81 | 53 | 74 | 66 | 44 | 56 | 76 | 70 | 72 | 64 | 827 |
| 89 NOT SPECIFIED | - | - | - | - | - | - | - | - | - | - | - | - | - |
| 95 ZUSAMMEN-TOTAL B | 181 | 181 | 183 | 129 | 148 | 141 | 98 | 117 | 149 | 134 | 137 | 121 | 1719 |

EISENBAHN - RAILWAY - CHEMIN DE FER

1.2.09:2 (8)

INNERSTAATLICHER UND GRENZUEBERSCHREITENDER VERKEHR NACH RELATION UND MONAT DANMARK
 NATIONAL AND INTERNATIONAL TRAFFIC BY RELATION AND MONTH 1983
 TRAFIC NATIONAL ET INTERNATIONAL PAR RELATION ET MOIS 1000 T

| RELATION | 01 | 02 | 03 | 04 | 05 | 06 | 07 | 08 | 09 | 10 | 11 | 12 | 01-12 |
|---|-----|-----|-----|-----|-----|-----|-----|-----|-----|-----|-----|-----|-------|
| C. VERSAND NACH: DISPATCHED TO: EXPEDITIONS VERS: | | | | | | | | | | | | | |
| 01 BR DEUTSCHLAND | 50 | 46 | 46 | 29 | 37 | 43 | 29 | 39 | 37 | 24 | 30 | 29 | 439 |
| 02 FRANCE | 2 | 2 | 2 | 1 | 2 | 2 | 2 | 1 | 2 | 2 | 2 | 2 | 22 |
| 03 ITALIA | 5 | 6 | 5 | 5 | 6 | 3 | 3 | 3 | 5 | 6 | 5 | 3 | 55 |
| 04 NEDERLAND | 1 | 1 | 1 | 1 | 0 | 0 | 0 | 0 | 0 | 0 | 0 | 0 | 6 |
| 05 BELGIQUE/BELGIE | 12 | 3 | 3 | 13 | 2 | 3 | 4 | 4 | 2 | 2 | 3 | 3 | 34 |
| 06 LUXEMBOURG | - | - | 0 | - | 0 | 0 | 0 | - | 1 | 1 | 1 | 1 | 1 |
| 07 UNITED KINGDOM | 2 | 0 | 0 | 0 | 0 | 0 | 0 | 0 | 0 | 0 | 0 | 0 | 2 |
| 08 IRELAND | - | - | - | - | - | - | - | - | - | - | - | - | - |
| 09 DANMARK | - | - | - | - | - | - | - | - | - | - | - | - | - |
| 10 HELLAS | 0 | 0 | 0 | 0 | 0 | 0 | 0 | 0 | 0 | 0 | 1 | 0 | 1 |
| 20 EUR | 62 | 58 | 57 | 39 | 47 | 51 | 38 | 47 | 47 | 35 | 41 | 38 | 560 |
| 28 NORWAY | 2 | 2 | 3 | 2 | 3 | 2 | 2 | 3 | 2 | 2 | 2 | 1 | 26 |
| 30 SWEDEN | 13 | 11 | 26 | 9 | 10 | 8 | 3 | 9 | 14 | 15 | 14 | 9 | 141 |
| 32 FINLAND | 0 | 0 | 0 | 0 | 0 | - | - | 0 | 0 | 0 | 0 | 0 | 0 |
| 36 SWITZERLAND | 2 | 3 | 5 | 2 | 2 | 2 | 1 | 3 | 3 | 3 | 3 | 3 | 32 |
| 38 AUSTRIA | 1 | 1 | 1 | 1 | 1 | 1 | 1 | 1 | 1 | 1 | 1 | 1 | 12 |
| 40 PORTUGAL | - | 0 | - | - | - | - | - | - | - | - | - | - | 0 |
| 42 SPAIN | 0 | - | 0 | 0 | 0 | 0 | 0 | 0 | 0 | 0 | 0 | 0 | 0 |
| 48 YUGOSLAVIA | 0 | 0 | 0 | 0 | 0 | 0 | 1 | 0 | 0 | 0 | 0 | 0 | 1 |
| 52 TURKEY | 0 | 0 | 0 | - | - | - | - | - | - | 0 | - | - | 0 |
| 56 USSR | - | - | - | - | - | - | - | - | - | - | - | - | - |
| 58 GERMAN DR | 0 | 1 | 1 | 0 | 1 | 0 | 0 | 0 | 0 | 0 | 1 | 1 | 5 |
| 60 POLAND | 2 | 1 | 1 | 1 | 1 | 1 | 0 | 0 | 0 | 0 | 0 | 0 | 7 |
| 62 CZECHOSLOVAKIA | 0 | 1 | 2 | 1 | 1 | 1 | 0 | 0 | 1 | 0 | 0 | 0 | 7 |
| 64 HUNGARY | 0 | 0 | 0 | 0 | 0 | 3 | 2 | 1 | 0 | 0 | 0 | 0 | 6 |
| 66 RUMANIA | 0 | 0 | 0 | 0 | 0 | 0 | 0 | 0 | 0 | 0 | 0 | 0 | 0 |
| 68 BULGARIA | 0 | 0 | 0 | 0 | 0 | - | 0 | 0 | 0 | 0 | 0 | 0 | 0 |
| 70 ALBANIA | - | - | - | - | - | - | - | - | - | - | - | - | - |
| 71 TOTAL STATE TRADING | 2 | 3 | 4 | 2 | 3 | 5 | 3 | 1 | 1 | 0 | 1 | 1 | 26 |
| 72 OTHER EUROPEAN COUNTRY | - | - | - | - | - | - | - | - | - | - | - | - | - |
| 80 NEAR AND MIDDLE EAST | - | - | - | - | - | - | - | - | - | - | - | - | - |
| 83 OTHER COUNTRIES | - | - | - | - | - | - | - | - | - | - | - | - | - |
| 88 TOTAL THIRD COUNTRIES | 20 | 20 | 39 | 16 | 19 | 18 | 10 | 17 | 21 | 21 | 21 | 15 | 237 |
| 89 NOT SPECIFIED | - | - | - | - | - | - | - | - | - | - | - | - | - |
| 95 ZUSAMMEN-TOTAL C | 82 | 78 | 96 | 55 | 66 | 69 | 48 | 64 | 68 | 56 | 62 | 53 | 797 |
| 97 INSGESAMT-TOTAL A+B+C | 420 | 445 | 493 | 377 | 407 | 400 | 277 | 370 | 421 | 381 | 427 | 375 | 4793 |

EISENBAHN - RAILWAY - CHEMIN DE FER

1.2.10:1 (8)

INNERSTAATLICHER UND GRENZUEBERSCHREITENDER VERKEHR NACH RELATION UND MONAT
 NATIONAL AND INTERNATIONAL TRAFFIC BY RELATION AND MONTH
 TRAFIC NATIONAL ET INTERNATIONAL PAR RELATION ET MOIS

HELLAS
 1983
 1000 T

| RELATION | 01 | 02 | 03 | 04 | 05 | 06 | 07 | 08 | 09 | 10 | 11 | 12 | 01-12 |
|---|----|----|----|----|----|----|----|-----|-----|-----|-----|-----|-------|
| A. INNERSTAATLICH NATIONAL | 36 | 49 | 54 | 59 | 67 | 48 | 51 | 103 | 232 | 232 | 230 | 146 | 1308 |
| B. EMPFANG AUS: RECEIVED FROM: RECEPTIONS DE: | | | | | | | | | | | | | |
| 01 BR DEUTSCHLAND | 8 | 8 | 6 | 8 | 7 | 6 | 6 | 6 | 4 | 6 | 7 | 6 | 78 |
| 02 FRANCE | 3 | 3 | 2 | 2 | 1 | 2 | 2 | 1 | 1 | 2 | 3 | 2 | 20 |
| 03 ITALIA | 2 | 2 | 3 | 2 | 2 | 2 | 2 | 2 | 1 | 2 | 1 | 3 | 25 |
| 04 NEDERLAND | 0 | 0 | 0 | 0 | 0 | 1 | 0 | 0 | 0 | 0 | 0 | 0 | 4 |
| 05 BELGIQUE/BELGIE | 1 | 0 | 1 | 1 | 1 | 1 | 1 | 0 | 0 | 1 | 1 | 1 | 8 |
| 06 LUXEMBOURG | - | - | - | - | - | - | - | - | - | - | - | - | - |
| 07 UNITED KINGDOM | - | - | - | - | - | - | - | - | - | - | - | - | - |
| 08 IRELAND | - | - | - | - | - | - | - | - | - | - | - | - | - |
| 09 DANMARK | 0 | 0 | 0 | 0 | 0 | 0 | 0 | 0 | 0 | 0 | 0 | 0 | 0 |
| 10 HELLAS | - | - | - | - | - | - | - | - | - | - | - | - | - |
| 20 EUR | 13 | 14 | 12 | 13 | 11 | 11 | 11 | 10 | 7 | 11 | 12 | 10 | 135 |
| 28 NORWAY | 0 | 0 | 0 | - | 0 | 0 | 0 | 0 | 0 | 0 | 0 | 0 | 0 |
| 30 SWEDEN | 0 | 0 | 0 | 0 | 0 | 0 | 0 | 0 | 0 | 0 | 0 | 0 | 1 |
| 32 FINLAND | - | - | - | - | - | - | - | - | - | - | - | - | 0 |
| 36 SWITZERLAND | 0 | 0 | 0 | 0 | 0 | 0 | 0 | 0 | 0 | 0 | 0 | 0 | 2 |
| 38 AUSTRIA | 2 | 2 | 3 | 2 | 1 | 2 | 1 | 1 | 2 | 2 | 3 | 3 | 24 |
| 40 PORTUGAL | - | - | - | - | - | - | - | - | - | - | - | - | - |
| 42 SPAIN | 0 | - | - | - | - | - | - | - | - | 0 | 0 | 0 | 0 |
| 48 YUGOSLAVIA | 12 | 9 | 12 | 12 | 14 | 11 | 10 | 11 | 10 | 10 | 10 | 11 | 132 |
| 52 TURKEY | - | - | - | - | - | - | - | - | - | - | - | - | - |
| 56 USSR | - | - | - | - | - | - | - | - | - | - | - | - | - |
| 58 GERMAN DR | 3 | 1 | 1 | 1 | 1 | 1 | 1 | 1 | 1 | 1 | 1 | 2 | 14 |
| 60 POLAND | 1 | 0 | 0 | 1 | 1 | 0 | 1 | 0 | 0 | 0 | 0 | 0 | 6 |
| 62 CZECHOSLOVAKIA | 3 | 1 | 3 | 2 | 2 | 2 | 2 | 2 | 2 | 2 | 3 | 3 | 30 |
| 64 HUNGARY | 4 | 4 | 5 | 2 | 2 | 3 | 3 | 1 | 2 | 3 | 4 | 4 | 36 |
| 66 RUMANIA | 4 | 3 | 4 | 3 | 3 | 4 | 4 | 4 | 4 | 2 | 3 | 2 | 40 |
| 68 BULGARIA | 9 | 7 | 5 | 8 | 11 | 8 | 10 | 8 | 6 | 8 | 9 | 7 | 95 |
| 70 ALBANIA | - | - | - | - | - | - | - | - | - | - | - | - | - |
| 71 TOTAL STATE TRADING | 35 | 25 | 30 | 30 | 32 | 28 | 30 | 27 | 25 | 26 | 31 | 30 | 352 |
| 72 OTHER EUROPEAN COUNTRY | - | - | - | - | - | - | - | - | - | - | - | - | - |
| 80 NEAR AND MIDDLE EAST | - | - | - | - | - | - | - | - | - | - | - | - | - |
| 83 OTHER COUNTRIES | - | - | - | - | - | - | - | - | - | - | - | - | - |
| 88 TOTAL THIRD COUNTRIES | 37 | 27 | 33 | 33 | 34 | 31 | 32 | 28 | 27 | 29 | 35 | 34 | 379 |
| 89 NOT SPECIFIED | - | - | - | - | - | - | - | - | - | - | - | - | - |
| 95 ZUSAMMEN-TOTAL B | 51 | 41 | 45 | 46 | 45 | 42 | 43 | 38 | 34 | 39 | 47 | 44 | 514 |

EISENBAHN - RAILWAY - CHEMIN DE FER

1.2.10:2 (8)

INNERSTAATLICHER UND GRENZUEBERSCHREITENDER VERKEHR NACH RELATION UND MONAT
 NATIONAL AND INTERNATIONAL TRAFFIC BY RELATION AND MONTH
 TRAFIC NATIONAL ET INTERNATIONAL PAR RELATION ET MOIS

HELLAS
 1983
 1000 T

| RELATION | 01 | 02 | 03 | 04 | 05 | 06 | 07 | 08 | 09 | 10 | 11 | 12 | 01-12 |
|---|-----|-----|-----|-----|-----|-----|-----|-----|-----|-----|-----|-----|-------|
| C. VERSAND NACH: DISPATCHED TO: EXPEDITIONS VERS: | | | | | | | | | | | | | |
| 01 BR DEUTSCHLAND | 0 | 0 | 0 | 0 | 0 | 24 | 7 | 2 | 1 | 0 | 1 | 4 | 41 |
| 02 FRANCE | 0 | 0 | 0 | 0 | 0 | 0 | 0 | 0 | 0 | 0 | 0 | 0 | 1 |
| 03 ITALIA | 1 | 0 | 0 | 1 | 1 | 0 | 0 | 0 | 0 | 0 | 1 | 0 | 5 |
| 04 NEDERLAND | 1 | 0 | 1 | 1 | 1 | 0 | 1 | 1 | 1 | 1 | 1 | 1 | 10 |
| 05 BELGIQUE/BELGIE | - | 0 | - | - | - | - | - | - | - | - | - | - | 0 |
| 06 LUXEMBOURG | - | - | - | - | - | - | - | - | - | - | - | - | - |
| 07 UNITED KINGDOM | - | - | - | - | - | - | - | - | - | - | - | - | - |
| 08 IRELAND | - | - | - | - | - | - | - | - | - | - | - | - | - |
| 09 DANMARK | - | - | - | - | - | - | - | - | - | - | - | 0 | 0 |
| 10 HELLAS | - | - | - | - | - | - | - | - | - | - | - | - | - |
| 20 EUR | 2 | 1 | 2 | 2 | 2 | 26 | 8 | 3 | 2 | 1 | 2 | 6 | 57 |
| 28 NORWAY | - | - | - | - | - | - | - | - | - | - | - | - | - |
| 30 SWEDEN | - | - | - | - | - | 1 | - | - | - | - | - | - | 1 |
| 32 FINLAND | - | - | - | - | - | - | - | - | 0 | - | 0 | - | 0 |
| 36 SWITZERLAND | 0 | - | - | - | - | - | - | - | - | 0 | 0 | - | 0 |
| 38 AUSTRIA | 0 | 0 | 0 | 0 | 0 | 1 | 0 | 0 | 0 | 0 | 0 | 1 | 2 |
| 40 PORTUGAL | - | - | - | - | - | - | - | - | - | - | - | - | - |
| 42 SPAIN | - | - | - | - | - | - | - | - | - | - | - | - | - |
| 48 YUGOSLAVIA | 117 | 89 | 115 | 138 | 63 | 92 | 62 | 95 | 86 | 128 | 161 | 134 | 1278 |
| 52 TURKEY | 0 | 0 | 0 | 0 | 0 | - | 1 | 0 | 0 | 0 | 0 | 0 | 1 |
| 56 USSR | - | - | - | - | - | - | - | - | - | - | - | - | - |
| 58 GERMAN DR | 0 | 0 | 0 | 0 | 0 | 0 | 0 | 0 | 0 | 0 | 3 | 2 | 7 |
| 60 POLAND | - | 0 | 0 | - | - | - | 0 | - | - | 0 | - | 0 | 1 |
| 62 CZECHOSLOVAKIA | 0 | 0 | 0 | 1 | 0 | 0 | 0 | 2 | 1 | 0 | 7 | 14 | 25 |
| 64 HUNGARY | 0 | 0 | 1 | 1 | 1 | 0 | 1 | 1 | 1 | 0 | 5 | 15 | 26 |
| 66 RUMANIA | 1 | 1 | 1 | 2 | 2 | 1 | 0 | 3 | 2 | 1 | 1 | 2 | 18 |
| 68 BULGARIA | 7 | 28 | 39 | 5 | 2 | 4 | 7 | 5 | 4 | 3 | 3 | 12 | 118 |
| 70 ALBANIA | - | - | - | - | - | - | - | - | - | - | - | - | - |
| 71 TOTAL STATE TRADING | 126 | 118 | 156 | 148 | 68 | 97 | 70 | 105 | 93 | 133 | 180 | 179 | 1472 |
| 72 OTHER EUROPEAN COUNTRY | - | - | - | - | - | - | - | - | - | - | - | - | - |
| 80 NEAR AND MIDDLE EAST | - | - | - | - | - | 0 | - | - | - | - | - | - | 0 |
| 83 OTHER COUNTRIES | - | - | - | - | - | - | - | - | - | - | - | - | - |
| 88 TOTAL THIRD COUNTRIES | 126 | 119 | 156 | 148 | 68 | 99 | 71 | 106 | 93 | 133 | 180 | 180 | 1477 |
| 89 NOT SPECIFIED | - | - | - | - | - | - | - | - | - | - | - | - | - |
| 95 ZUSAMMEN-TOTAL C | 127 | 120 | 157 | 150 | 70 | 125 | 79 | 109 | 95 | 134 | 183 | 186 | 1534 |
| 97 INSGESAMT-TOTAL A+B+C | 214 | 210 | 257 | 255 | 182 | 214 | 173 | 250 | 361 | 406 | 459 | 375 | 3356 |

EISENBAHN - RAILWAY - CHEMIN DE FER

1.2.11:1 (8)

INNERSTAATLICHER UND GRENZUEBERSCHREITENDER VERKEHR NACH RELATION UND MONAT

EUR

NATIONAL AND INTERNATIONAL TRAFFIC BY RELATION AND MONTH

1983

TRAFFIC NATIONAL ET INTERNATIONAL PAR RELATION ET MOIS

1000 T

| RELATION | 01 | 02 | 03 | 04 | 05 | 06 | 07 | 08 | 09 | 10 | 11 | 12 | 01-12 |
|---|-------|-------|-------|-------|-------|-------|-------|-------|-------|-------|-------|-------|--------|
| A. INNERSTAATLICH NATIONAL | 43423 | 42575 | 50557 | 45446 | 46788 | 47008 | 43020 | 40719 | 46158 | 51102 | 51492 | 44863 | 553151 |
| 8. EMPFANG AUS: RECEIVED FROM: RECEPTIONS DE: | | | | | | | | | | | | | |
| 01 BR DEUTSCHLAND | 1317 | 1398 | 1578 | 1430 | 1460 | 1507 | 1309 | 991 | 1476 | 1639 | 1817 | 1681 | 17605 |
| 02 FRANCE | 1077 | 1224 | 1369 | 1317 | 1300 | 1356 | 1232 | 1203 | 1186 | 1676 | 1595 | 1653 | 16187 |
| 03 ITALIA | 385 | 411 | 482 | 422 | 519 | 543 | 503 | 399 | 419 | 487 | 454 | 436 | 5459 |
| 04 NEDERLAND | 408 | 399 | 495 | 454 | 511 | 557 | 508 | 405 | 364 | 463 | 621 | 611 | 5797 |
| 05 BELGIQUE/BELGIE | 835 | 834 | 975 | 981 | 953 | 1066 | 962 | 700 | 616 | 1146 | 1178 | 1254 | 11500 |
| 06 LUXEMBOURG | 125 | 150 | 191 | 177 | 171 | 177 | 183 | 123 | 166 | 210 | 219 | 218 | 2110 |
| 07 UNITED KINGDOM | 20 | 27 | 15 | 29 | 26 | 29 | 22 | 15 | 18 | 29 | 41 | 32 | 303 |
| 08 IRELAND | - | - | - | - | - | - | - | - | - | - | - | - | - |
| 09 DANMARK | 39 | 38 | 44 | 49 | 53 | 53 | 41 | 42 | 40 | 35 | 35 | 39 | 509 |
| 10 HELLAS | 1 | 2 | 2 | 2 | 4 | 22 | 11 | 4 | 2 | 3 | 5 | 5 | 62 |
| 20 EUR | 4208 | 4484 | 5151 | 4861 | 4996 | 5311 | 4770 | 3881 | 4287 | 5687 | 5964 | 5929 | 59531 |
| 28 NORWAY | 3 | 4 | 4 | 3 | 3 | 5 | 4 | 4 | 3 | 4 | 4 | 4 | 45 |
| 30 SWEDEN | 215 | 202 | 229 | 231 | 242 | 237 | 182 | 141 | 200 | 227 | 220 | 251 | 2579 |
| 32 FINLAND | 5 | 7 | 6 | 6 | 6 | 6 | 5 | 4 | 7 | 5 | 5 | 4 | 66 |
| 36 SWITZERLAND | 305 | 308 | 346 | 324 | 371 | 335 | 313 | 210 | 334 | 361 | 373 | 335 | 3914 |
| 38 AUSTRIA | 287 | 268 | 319 | 342 | 365 | 355 | 352 | 276 | 323 | 330 | 372 | 345 | 3935 |
| 40 PORTUGAL | 2 | 2 | 2 | 2 | 3 | 1 | 3 | 2 | 2 | 3 | 3 | 2 | 26 |
| 42 SPAIN | 140 | 115 | 82 | 43 | 44 | 44 | 34 | 30 | 32 | 65 | 138 | 201 | 967 |
| 48 YUGOSLAVIA | 109 | 114 | 137 | 130 | 136 | 128 | 112 | 132 | 138 | 132 | 139 | 110 | 1515 |
| 52 TURKEY | 0 | 0 | - | - | 0 | - | 0 | 0 | 0 | 0 | 0 | 0 | 0 |
| 56 USSR | 0 | 0 | 0 | - | 0 | - | - | - | 0 | 0 | 0 | 0 | 0 |
| 58 GERMAN DR | 1061 | 974 | 1178 | 1029 | 1240 | 966 | 1160 | 1140 | 1183 | 1108 | 1181 | 1307 | 13527 |
| 60 POLAND | 51 | 47 | 63 | 55 | 59 | 51 | 58 | 50 | 52 | 66 | 69 | 69 | 691 |
| 62 CZECHOSLOVAKIA | 486 | 367 | 511 | 448 | 475 | 438 | 436 | 484 | 455 | 462 | 463 | 494 | 5519 |
| 64 HUNGARY | 87 | 85 | 97 | 92 | 92 | 72 | 71 | 87 | 71 | 103 | 110 | 139 | 1106 |
| 66 RUMANIA | 42 | 44 | 45 | 46 | 54 | 46 | 46 | 40 | 39 | 33 | 44 | 45 | 525 |
| 68 BULGARIA | 16 | 12 | 11 | 14 | 15 | 11 | 14 | 13 | 11 | 14 | 15 | 12 | 158 |
| 70 ALBANIA | - | - | - | - | - | - | - | - | - | - | - | - | - |
| 71 TOTAL STATE TRADING | 1852 | 1644 | 2041 | 1814 | 2071 | 1711 | 1897 | 1946 | 1949 | 1918 | 2022 | 2175 | 23040 |
| 72 OTHER EUROPEAN COUNTRY | 1 | 1 | 1 | 2 | 1 | 1 | 1 | 0 | 1 | 0 | 5 | 5 | 20 |
| 80 NEAR AND MIDDLE EAST | - | - | - | - | - | - | - | - | - | - | - | - | - |
| 83 OTHER COUNTRIES | 0 | 0 | 0 | 0 | - | - | - | - | - | - | 0 | - | 0 |
| 88 TOTAL THIRD COUNTRIES | 2811 | 2550 | 3030 | 2766 | 3106 | 2695 | 2791 | 2612 | 2851 | 2914 | 3142 | 3324 | 34593 |
| 89 NOT SPECIFIED | 60 | 62 | 57 | 52 | 49 | 52 | 64 | 70 | 81 | 81 | 86 | 59 | 770 |
| 95 ZUSAMMEN-TOTAL B | 7079 | 7096 | 8238 | 7680 | 8151 | 8057 | 7625 | 6563 | 7219 | 8682 | 9192 | 9312 | 94893 |

EISENBAHN - RAILWAY - CHEMIN DE FER

1.2.11:2 (8)

INNERSTAATLICHER UND GRENZUEBERSCHREITENDER VERKEHR NACH RELATION UND MONAT

EUR

NATIONAL AND INTERNATIONAL TRAFFIC BY RELATION AND MONTH

1983

TRAFFIC NATIONAL ET INTERNATIONAL PAR RELATION ET MOIS

1000 T

| RELATION | 01 | 02 | 03 | 04 | 05 | 06 | 07 | 08 | 09 | 10 | 11 | 12 | 01-12 |
|--|-------|-------|-------|-------|-------|-------|-------|-------|-------|-------|-------|-------|--------|
| C. VERSAND NACH: DISPATCHED TO: EXPEDITIIONS VERS: | | | | | | | | | | | | | |
| 01 BR DEUTSCHLAND | 937 | 985 | 1118 | 1078 | 1132 | 1188 | 1089 | 924 | 1010 | 1132 | 1387 | 1273 | 13255 |
| 02 FRANCE | 1202 | 1227 | 1431 | 1400 | 1431 | 1233 | 1066 | 739 | 1067 | 1205 | 1293 | 1315 | 14149 |
| 03 ITALIA | 1038 | 978 | 1109 | 1083 | 1062 | 1058 | 857 | 690 | 1158 | 1162 | 1196 | 1154 | 12544 |
| 04 NEDERLAND | 330 | 288 | 435 | 394 | 472 | 491 | 397 | 439 | 395 | 426 | 468 | 477 | 4996 |
| 05 BELGIQUE/BELGIE | 650 | 753 | 835 | 903 | 904 | 981 | 785 | 778 | 672 | 1071 | 1041 | 1107 | 10581 |
| 06 LUXEMBOURG | 207 | 262 | 280 | 326 | 343 | 246 | 474 | 289 | 311 | 430 | 437 | 431 | 4036 |
| 07 UNITED KINGDOM | 56 | 66 | 43 | 64 | 71 | 85 | 84 | 63 | 69 | 81 | 71 | 76 | 828 |
| 08 IRELAND | - | - | - | - | - | - | - | - | - | - | - | - | - |
| 09 DANMARK | 74 | 89 | 104 | 83 | 65 | 69 | 50 | 54 | 74 | 67 | 63 | 73 | 863 |
| 10 HELLAS | 10 | 13 | 15 | 15 | 12 | 12 | 12 | 8 | 11 | 13 | 13 | 14 | 149 |
| 20 EUR | 4507 | 4640 | 5469 | 4886 | 5491 | 5362 | 4815 | 3984 | 4769 | 5587 | 5970 | 5919 | 61401 |
| 28 NORWAY | 11 | 12 | 14 | 10 | 13 | 12 | 9 | 13 | 11 | 13 | 13 | 11 | 143 |
| 30 SWEDEN | 79 | 84 | 122 | 107 | 104 | 91 | 55 | 95 | 109 | 125 | 117 | 109 | 1196 |
| 32 FINLAND | 1 | 1 | 1 | 1 | 1 | 1 | 1 | 1 | 1 | 1 | 1 | 1 | 12 |
| 36 SWITZERLAND | 630 | 622 | 720 | 622 | 688 | 767 | 564 | 583 | 639 | 722 | 763 | 676 | 7995 |
| 38 AUSTRIA | 297 | 302 | 342 | 318 | 404 | 368 | 363 | 336 | 427 | 465 | 547 | 445 | 4613 |
| 40 PORTUGAL | 4 | 5 | 7 | 6 | 6 | 6 | 5 | 3 | 4 | 4 | 4 | 5 | 60 |
| 42 SPAIN | 34 | 37 | 57 | 46 | 50 | 45 | 35 | 31 | 43 | 52 | 53 | 48 | 532 |
| 48 YUGOSLAVIA | 179 | 158 | 210 | 224 | 164 | 202 | 161 | 173 | 171 | 217 | 255 | 262 | 2376 |
| 52 TURKEY | 1 | 1 | 1 | 1 | 1 | 1 | 2 | 2 | 1 | 1 | 4 | 5 | 19 |
| 56 USSR | - | 0 | 0 | 2 | 1 | - | - | - | 0 | 0 | 0 | 0 | 4 |
| 58 GERMAN DR | 291 | 424 | 491 | 383 | 357 | 339 | 214 | 219 | 200 | 198 | 218 | 226 | 3560 |
| 60 POLAND | 61 | 33 | 38 | 36 | 33 | 41 | 47 | 53 | 42 | 51 | 45 | 52 | 531 |
| 62 CZECHOSLOVAKIA | 104 | 121 | 206 | 99 | 100 | 111 | 138 | 128 | 136 | 130 | 131 | 243 | 1647 |
| 64 HUNGARY | 101 | 35 | 78 | 65 | 93 | 50 | 73 | 55 | 74 | 75 | 89 | 96 | 886 |
| 66 RUMANIA | 28 | 25 | 49 | 40 | 40 | 27 | 22 | 24 | 45 | 26 | 35 | 52 | 413 |
| 68 BULGARIA | 27 | 56 | 68 | 25 | 24 | 29 | 34 | 32 | 26 | 25 | 25 | 52 | 423 |
| 70 ALBANIA | - | - | - | - | - | - | - | - | - | - | - | - | - |
| 71 TOTAL STATE TRADING | 791 | 852 | 1141 | 874 | 813 | 799 | 690 | 684 | 694 | 721 | 798 | 983 | 9840 |
| 72 OTHER EUROPEAN COUNTRY | 11 | 10 | 10 | 9 | 20 | 20 | 20 | 23 | 15 | 12 | 12 | 12 | 175 |
| 80 NEAR AND MIDDLE EAST | - | 0 | 0 | 0 | 0 | 0 | 0 | 0 | 0 | 0 | 0 | 0 | 1 |
| 83 OTHER COUNTRIES | 1 | 1 | 1 | 0 | - | 0 | 0 | - | - | - | 0 | - | 3 |
| 88 TOTAL THIRD COUNTRIES | 1859 | 1928 | 2415 | 1993 | 2099 | 2111 | 1744 | 1771 | 1944 | 2117 | 2311 | 2295 | 24587 |
| 89 NOT SPECIFIED | 16 | 16 | 23 | 23 | 22 | 22 | 21 | 16 | 16 | 23 | 24 | 26 | 252 |
| 95 ZUSAMMEN-TOTAL C | 6383 | 6584 | 7908 | 6903 | 7613 | 7495 | 6581 | 5771 | 6729 | 7727 | 8306 | 8241 | 86240 |
| 96 A + B + C (THIRD COUNTRY) | 52362 | 51599 | 61210 | 55118 | 57039 | 57176 | 52389 | 49053 | 55321 | 61901 | 62995 | 56469 | 672631 |
| 97 B + C (THIRD COUNTRIES) | 8939 | 9024 | 10653 | 9673 | 10250 | 10168 | 9369 | 8334 | 9162 | 10798 | 11503 | 11607 | 119480 |

EISENBahn - RAILWAY - CHEMIN DE FER 1.3.01 (7)
 INNERSTAATLICHER, GRENZUEBERSCHREITENDER UND DURCHGANGSVERKEHR NACH CONTAINER UND SCHIENE/STRASSE BR DEUTSCHLAND
 NATIONAL, INTERNATIONAL AND TRANSIT TRAFFIC BY CONTAINER AND ROAD/RAIL 1983
 TRAFIC NATIONAL, INTERNATIONAL ET DE TRANSIT PAR CONTENEUR ET RAIL/ROUTE ANZ.-NOS-NOMBRE/1000T

| | INNERSTAATLICH NATIONAL | | GRENZUEBERSCHREITEND INTERNATIONAL | | DURCHGANG TRANSIT | | INSGESAMT TOTAL | | | |
|---|----------------------------|-------|---------------------------------------|-------|----------------------------|-------|----------------------------|-------|-----------------------------------|--|
| | ANZAHL NUMBER NOMBRE | 1000T | ANZAHL NUMBER NOMBRE | 1000T | ANZAHL NUMBER NOMBRE | 1000T | ANZAHL NUMBER NOMBRE | 1000T | | |
| | | | | | | | | | BELADUNG LOADING CHARGEMENT | ENTLADUNG UNLOADING DECHARGEMENT |
| A. GROSSCONTAINER LARGE CONTAINER GRAND CONTENEUR | | | | | | | | | | |
| BELADEN-LOADED-EN CHARGE | 284027 | 3143 | 84969 | 1331 | 75426 | 1060 | 68218 | 994 | 512640 | 6527 |
| LEER-EMPTY-VIDE | 169179 | . | 35587 | . | 45713 | . | 18728 | . | 269207 | . |
| B. SCHIENE/STRASSE ROAD/RAIL RAIL/ROUTE | 281411(a) | 3985 | 60494(a) | 1261 | 60041(a) | 1109 | 9997(a) | 210 | 411943(a) | 6565 |

EISENBahn - RAILWAY - CHEMIN DE FER 1.3.02 (7)
 INNERSTAATLICHER, GRENZUEBERSCHREITENDER UND DURCHGANGSVERKEHR NACH CONTAINER UND SCHIENE/STRASSE FRANCE
 NATIONAL, INTERNATIONAL AND TRANSIT TRAFFIC BY CONTAINER AND ROAD/RAIL 1983
 TRAFIC NATIONAL, INTERNATIONAL ET DE TRANSIT PAR CONTENEUR ET RAIL/ROUTE ANZ.-NOS-NOMBRE/1000T

| | INNERSTAATLICH NATIONAL | | GRENZUEBERSCHREITEND INTERNATIONAL | | DURCHGANG TRANSIT | | INSGESAMT TOTAL | | | |
|---|----------------------------|-------|---------------------------------------|-------|----------------------------|-------|----------------------------|-------|-----------------------------------|--|
| | ANZAHL NUMBER NOMBRE | 1000T | ANZAHL NUMBER NOMBRE | 1000T | ANZAHL NUMBER NOMBRE | 1000T | ANZAHL NUMBER NOMBRE | 1000T | | |
| | | | | | | | | | BELADUNG LOADING CHARGEMENT | ENTLADUNG UNLOADING DECHARGEMENT |
| A. GROSSCONTAINER LARGE CONTAINER GRAND CONTENEUR | | | | | | | | | | |
| BELADEN-LOADED-EN CHARGE | 236136 | 3340 | 28874 | 471 | 29120 | 462 | 59527 | 1226 | 353657 | 5499 |
| LEER-EMPTY-VIDE | 212736 | . | 12871 | . | 13570 | . | 2720 | . | 241897 | . |
| B. SCHIENE/STRASSE ROAD/RAIL RAIL/ROUTE | 120820(a) | 1939 | 21422(a) | 461 | 21723(a) | 445 | 14203(a) | 384 | 178168(a) | 3228 |

(a) MIT STRASSENQUETERFAHRZEUGEN BELADENEN EISENBahnWAGEN
 RAILWAY WAGONS LOADED WITH ROAD GOODS VEHICLES
 WAGONS DE CHEMIN DE FER CHARGES DE VEHICLES ROUTIERS
 POUR LE TRANSPORT DES MARCHANDISES

EISENBahn - RAILWAY - CHEMIN DE FER

1.3.03 (7)

INNERSTAATLICHER, GRENZUEBERSCHREITENDER UND DURCHGANGSVERKEHR NACH CONTAINER UND SCHIENE/STRASSE

ITALIA

NATIONAL, INTERNATIONAL AND TRANSIT TRAFFIC BY CONTAINER AND ROAD/RAIL

1983

TRAFFIC NATIONAL, INTERNATIONAL ET DE TRANSIT PAR CONTENEUR ET RAIL/ROUTE

ANZ.-NOS-NOMBRE/1000T

| | INNERSTAATLICH NATIONAL | | GRENZUEBERSCHREITEND INTERNATIONAL | | DURCHGANG TRANSIT | | INSGESAMT TOTAL | | | |
|---|----------------------------|-------|---------------------------------------|-------|--|-------|----------------------------|-------|----------|------|
| | | | BELADUNG LOADING CHARGEMENT | | ENTLADUNG UNLOADING DECHARGEMENT | | | | | |
| | ANZAHL NUMBER NOMBRE | 1000T | ANZAHL NUMBER NOMBRE | 1000T | ANZAHL NUMBER NOMBRE | 1000T | ANZAHL NUMBER NOMBRE | 1000T | | |
| A. GROSSCONTAINER LARGE CONTAINER GRAND CONTENEUR | | | | | | | | | | |
| BELADEN-LOADED-EN CHARGE | 68229 | 1884 | 62418 | 1497 | 73465 | 2313 | 5 | 0 | 204117 | 5694 |
| LEER-EMPTY-VIDE | 52781 | . | 20822 | . | 8422 | . | 75 | . | 82100 | . |
| B. SCHIENE/STRASSE ROAD/RAIL RAIL/ROUTE | 10273(a) | 258 | 45279(a) | 1027 | 44269(a) | 1263 | -(a) | - | 99821(a) | 2548 |

EISENBahn - RAILWAY - CHEMIN DE FER

1.3.04 (7)

INNERSTAATLICHER, GRENZUEBERSCHREITENDER UND DURCHGANGSVERKEHR NACH CONTAINER UND SCHIENE/STRASSE

NEDERLAND

NATIONAL, INTERNATIONAL AND TRANSIT TRAFFIC BY CONTAINER AND ROAD/RAIL

1983

TRAFFIC NATIONAL, INTERNATIONAL ET DE TRANSIT PAR CONTENEUR ET RAIL/ROUTE

ANZ.-NOS-NOMBRE/1000T

| | INNERSTAATLICH NATIONAL | | GRENZUEBERSCHREITEND INTERNATIONAL | | DURCHGANG TRANSIT | | INSGESAMT TOTAL | | | |
|---|----------------------------|-------|---------------------------------------|-------|--|-------|----------------------------|-------|----------|------|
| | | | BELADUNG LOADING CHARGEMENT | | ENTLADUNG UNLOADING DECHARGEMENT | | | | | |
| | ANZAHL NUMBER NOMBRE | 1000T | ANZAHL NUMBER NOMBRE | 1000T | ANZAHL NUMBER NOMBRE | 1000T | ANZAHL NUMBER NOMBRE | 1000T | | |
| A. GROSSCONTAINER LARGE CONTAINER GRAND CONTENEUR | | | | | | | | | | |
| BELADEN-LOADED-EN CHARGE | 36899 | 575 | 43955 | 783 | 53481 | 923 | - | - | 134335 | 2281 |
| LEER-EMPTY-VIDE | 23720 | . | 19102 | . | 14263 | . | - | . | 57085 | . |
| B. SCHIENE/STRASSE ROAD/RAIL RAIL/ROUTE | -(a) | - | 5183(a) | 133 | 3760(a) | 97 | 2536(a) | 65 | 11479(a) | 295 |

(a) MIT STRASSENGUETERFAHRZEUGEN BELADENEN EISENBahnWAGEN
RAILWAY WAGONS LOADED WITH ROAD GOODS VEHICLES
WAGONS DE CHEMIN DE FER CHARGES DE VEHICLES ROUTIERS
POUR LE TRANSPORT DES MARCHANDISES

| EISENBahn - RAILWAY - CHEMIN DE FER | | | | | | | | | | 1.3.05 (7) |
|---|----------------------------|-------|---------------------------------------|-------|--|-------|----------------------------|-------|----------------------------|-----------------------|
| INNERSTAATLICHER, GRENZUEBERSCHREITENDER UND DURCHGANGSVERKEHR NACH CONTAINER UND SCHIENE/STRASSE | | | | | | | | | | BELGIQUE/BELGIE |
| NATIONAL, INTERNATIONAL AND TRANSIT TRAFFIC BY CONTAINER AND ROAD/RAIL | | | | | | | | | | 1983 |
| TRAFIC NATIONAL, INTERNATIONAL ET DE TRANSIT PAR CONTENEUR ET RAIL/ROUTE | | | | | | | | | | ANZ.-NOS-NOMBRE/1000T |
| | INNERSTAATLICH NATIONAL | | GRENZUEBERSCHREITEND INTERNATIONAL | | | | DURCHGANG TRANSIT | | INSGESAMT TOTAL | |
| | ANZAHL NUMBER NOMBRE | 1000T | ANZAHL NUMBER NOMBRE | 1000T | ANZAHL NUMBER NOMBRE | 1000T | ANZAHL NUMBER NOMBRE | 1000T | ANZAHL NUMBER NOMBRE | 1000T |
| | | | BELADUNG LOADING CHARGEMENT | | ENTLADUNG UNLOADING DECHARGEMENT | | | | | |
| A. GROSSCONTAINER LARGE CONTAINER GRAND CONTENEUR | | | | | | | | | | |
| BELADEN-LOADED-EN CHARGE | 65448 | 862 | 68214 | 1248 | 61605 | 971 | 15269 | 281 | 210536 | 3362 |
| LEER-EMPTY-VIDE | 27609 | . | 22092 | . | 14653 | . | 2209 | . | 66563 | . |
| B. SCHIENE/STRASSE ROAD/RAIL RAIL/ROUTE | 171(a) | 1 | 11095(a) | 299 | 11765(a) | 305 | 554(a) | 15 | 23585(a) | 620 |

| EISENBahn - RAILWAY - CHEMIN DE FER | | | | | | | | | | 1.3.06 (7) |
|---|----------------------------|-------|---------------------------------------|-------|--|-------|----------------------------|-------|----------------------------|-----------------------|
| INNERSTAATLICHER, GRENZUEBERSCHREITENDER UND DURCHGANGSVERKEHR NACH CONTAINER UND SCHIENE/STRASSE | | | | | | | | | | LUXEMBOURG |
| NATIONAL, INTERNATIONAL AND TRANSIT TRAFFIC BY CONTAINER AND ROAD/RAIL | | | | | | | | | | 1983 |
| TRAFIC NATIONAL, INTERNATIONAL ET DE TRANSIT PAR CONTENEUR ET RAIL/ROUTE | | | | | | | | | | ANZ.-NOS-NOMBRE/1000T |
| | INNERSTAATLICH NATIONAL | | GRENZUEBERSCHREITEND INTERNATIONAL | | | | DURCHGANG TRANSIT | | INSGESAMT TOTAL | |
| | ANZAHL NUMBER NOMBRE | 1000T | ANZAHL NUMBER NOMBRE | 1000T | ANZAHL NUMBER NOMBRE | 1000T | ANZAHL NUMBER NOMBRE | 1000T | ANZAHL NUMBER NOMBRE | 1000T |
| | | | BELADUNG LOADING CHARGEMENT | | ENTLADUNG UNLOADING DECHARGEMENT | | | | | |
| A. GROSSCONTAINER LARGE CONTAINER GRAND CONTENEUR | | | | | | | | | | |
| BELADEN-LOADED-EN CHARGE | 968 | 19 | 81 | 1 | 50 | 1 | : | : | 1099 | 21 |
| LEER-EMPTY-VIDE | 962 | . | 160 | . | 124 | . | : | . | 1246 | . |
| B. SCHIENE/STRASSE ROAD/RAIL RAIL/ROUTE | -(a) | - | -(a) | - | -(a) | - | -(a) | - | -(a) | - |

(a) MIT STRASSENGUETERFAHRZEUGEN BELADENEN EISENBahnWAGEN
RAILWAY WAGONS LOADED WITH ROAD GOODS VEHICLES
WAGONS DE CHEMIN DE FER CHARGES DE VEHICLES ROUTIERS
POUR LE TRANSPORT DES MARCHANDISES

EISENBAHN - RAILWAY - CHEMIN DE FER

1.3.07 (7)

INNERSTAATLICHER, GRENZUEBERSCHREITENDER UND DURCHGANGSVERKEHR NACH CONTAINER UND SCHIENE/STRASSE

UNITED KINGDOM

NATIONAL, INTERNATIONAL AND TRANSIT TRAFFIC BY CONTAINER AND ROAD/RAIL

1983

TRAFIC NATIONAL, INTERNATIONAL ET DE TRANSIT PAR CONTENEUR ET RAIL/ROUTE

ANZ.-NOS-NOMBRE/1000T

| | INNERSTAATLICH NATIONAL | | GRENZUEBERSCHREITEND INTERNATIONAL | | DURCHGANG TRANSIT | | INSGESAMT TOTAL | | | |
|---|----------------------------|-------|---------------------------------------|-------|--|-------|----------------------------|-------|--------|-------|
| | | | BELADUNG LOADING CHARGEMENT | | ENTLADUNG UNLOADING DECHARGEMENT | | | | | |
| | ANZAHL NUMBER NOMBRE | 1000T | ANZAHL NUMBER NOMBRE | 1000T | ANZAHL NUMBER NOMBRE | 1000T | ANZAHL NUMBER NOMBRE | 1000T | | |
| A. GROSSCONTAINER LARGE CONTAINER GRAND CONTENEUR | | | | | | | | | | |
| BELADEN-LOADED-EN CHARGE | 841400 | 10399 | 1000 | 12 | - | - | - | - | 842400 | 10411 |
| LEER-EMPTY-VIDE | 62900 | . | - | . | - | . | - | . | 62900 | . |
| B. SCHIENE/STRASSE ROAD/RAIL RAIL/ROUTE | -(a) | - | -(a) | - | -(a) | - | -(a) | - | -(a) | - |

EISENBAHN - RAILWAY - CHEMIN DE FER

1.3.08 (7)

INNERSTAATLICHER, GRENZUEBERSCHREITENDER UND DURCHGANGSVERKEHR NACH CONTAINER UND SCHIENE/STRASSE

IRELAND

NATIONAL, INTERNATIONAL AND TRANSIT TRAFFIC BY CONTAINER AND ROAD/RAIL

1983

TRAFIC NATIONAL, INTERNATIONAL ET DE TRANSIT PAR CONTENEUR ET RAIL/ROUTE

ANZ.-NOS-NOMBRE/1000T

| | INNERSTAATLICH NATIONAL | | GRENZUEBERSCHREITEND INTERNATIONAL | | DURCHGANG TRANSIT | | INSGESAMT TOTAL | | | |
|---|----------------------------|-------|---------------------------------------|-------|--|-------|----------------------------|-------|-------|------|
| | | | BELADUNG LOADING CHARGEMENT | | ENTLADUNG UNLOADING DECHARGEMENT | | | | | |
| | ANZAHL NUMBER NOMBRE | 1000T | ANZAHL NUMBER NOMBRE | 1000T | ANZAHL NUMBER NOMBRE | 1000T | ANZAHL NUMBER NOMBRE | 1000T | | |
| A. GROSSCONTAINER LARGE CONTAINER GRAND CONTENEUR | | | | | | | | | | |
| BELADEN-LOADED-EN CHARGE | 63000 | 1113 | - | - | - | - | - | - | 63000 | 1113 |
| LEER-EMPTY-VIDE | 41000 | . | - | . | - | . | - | . | 41000 | . |
| B. SCHIENE/STRASSE ROAD/RAIL RAIL/ROUTE | -(a) | - | -(a) | - | -(a) | - | -(a) | - | -(a) | - |

(a) MIT STRASSENQUETERFAHRZEUGEN BELADENEN EISENBAHMWAGEN
RAILWAY WAGONS LOADED WITH ROAD GOODS VEHICLES
WAGONS DE CHEMIN DE FER CHARGES DE VEHICLES ROUTIERS
POUR LE TRANSPORT DES MARCHANDISES

EISENBAHN - RAILWAY - CHEMIN DE FER

1.3.09 (7)

INNERSTAATLICHER, GRENZUEBERSCHREITENDER UND DURCHGANGSVERKEHR NACH CONTAINER UND SCHIENE/STRASSE

DANMARK

NATIONAL, INTERNATIONAL AND TRANSIT TRAFFIC BY CONTAINER AND ROAD/RAIL

1983

TRAFIC NATIONAL, INTERNATIONAL ET DE TRANSIT PAR CONTENEUR ET RAIL/ROUTE

ANZ.-NOS-NOMBRE/1000T

| | INNERSTAATLICH NATIONAL | | GRENZUEBERSCHREITEND INTERNATIONAL | | | | DURCHGANG TRANSIT | | INSGESAMT TOTAL | |
|--|----------------------------|-------|---------------------------------------|-------|--|-------|----------------------------|-------|----------------------------|-------|
| | ANZAHL NUMBER NOMBRE | 1000T | BELADUNG LOADING CHARGEMENT | | ENTLADUNG UNLOADING DECHARGEMENT | | ANZAHL NUMBER NOMBRE | 1000T | ANZAHL NUMBER NOMBRE | 1000T |
| | | | ANZAHL NUMBER NOMBRE | 1000T | ANZAHL NUMBER NOMBRE | 1000T | | | | |
| A.GROSSCONTAINER LARGE CONTAINER GRAND CONTENEUR | | | | | | | | | | |
| BELADEN-LOADED-EN CHARGE | 23905 | 350 | 15724 | 277 | 10369 | 144 | 8206 | 102 | 58204 | 873 |
| LEER-EMPTY-VIDE | 9742 | . | 1620 | . | 7037 | . | 7254 | . | 25653 | . |
| B.SCHIENE/STRASSE ROAD/RAIL RAIL/ROUTE | -(a) | - | -(a) | - | -(a) | 0 | -(a) | - | -(a) | 0 |

EISENBAHN - RAILWAY - CHEMIN DE FER

1.3.10 (7)

INNERSTAATLICHER, GRENZUEBERSCHREITENDER UND DURCHGANGSVERKEHR NACH CONTAINER UND SCHIENE/STRASSE

HELLAS

NATIONAL, INTERNATIONAL AND TRANSIT TRAFFIC BY CONTAINER AND ROAD/RAIL

1983

TRAFIC NATIONAL, INTERNATIONAL ET DE TRANSIT PAR CONTENEUR ET RAIL/ROUTE

ANZ.-NOS-NOMBRE/1000T

| | INNERSTAATLICH NATIONAL | | GRENZUEBERSCHREITEND INTERNATIONAL | | | | DURCHGANG TRANSIT | | INSGESAMT TOTAL | |
|--|----------------------------|-------|---------------------------------------|-------|--|-------|----------------------------|-------|----------------------------|-------|
| | ANZAHL NUMBER NOMBRE | 1000T | BELADUNG LOADING CHARGEMENT | | ENTLADUNG UNLOADING DECHARGEMENT | | ANZAHL NUMBER NOMBRE | 1000T | ANZAHL NUMBER NOMBRE | 1000T |
| | | | ANZAHL NUMBER NOMBRE | 1000T | ANZAHL NUMBER NOMBRE | 1000T | | | | |
| A.GROSSCONTAINER LARGE CONTAINER GRAND CONTENEUR | | | | | | | | | | |
| BELADEN-LOADED-EN CHARGE | - | - | 562 | 11 | 1682 | 25 | - | - | 2244 | 35 |
| LEER-EMPTY-VIDE | - | . | 488 | . | 307 | . | - | . | 795 | . |
| B.SCHIENE/STRASSE ROAD/RAIL RAIL/ROUTE | -(a) | - | -(a) | - | -(a) | - | -(a) | - | -(a) | - |

(a) MIT STRASSENQUETERFAHRZEUGEN BELADENEN EISENBAHNWAGEN
RAILWAY WAGONS LOADED WITH ROAD GOODS VEHICLES
WAGONS DE CHEMIN DE FER CHARGES DE VEHICLES ROUTIERS
POUR LE TRANSPORT DES MARCHANDISES

EISENBAHN - RAILWAY - CHEMIN DE FER

1.3.11 (7)

INNERSTAATLICHER, GRENZUEBERSCHREITENDER UND DURCHGANGSVERKEHR NACH CONTAINER UND SCHIENE/STRASSE

EUR

NATIONAL, INTERNATIONAL AND TRANSIT TRAFFIC BY CONTAINER AND ROAD/RAIL

1983

TRAFIC NATIONAL, INTERNATIONAL ET DE TRANSIT PAR CONTENEUR ET RAIL/ROUTE

1000 T

| | ! INNERSTAATLICH ! | | ! GRENZUEBERSCHREITEND ! | | | | ! DURCHGANG ! | | ! INSGESAMT ! | |
|---|--------------------|----------------|--------------------------|------------------|---------------|------------|---------------|------------|---------------|------------|
| | ! NATIONAL ! | | ! INTERNATIONAL ! | | | | ! TRANSIT ! | | ! TOTAL ! | |
| | ! ANZAHL ! | ! ANZAHL ! | ! BELADUNG ! | | ! ENTLADUNG ! | | ! ANZAHL ! | ! ANZAHL ! | ! ANZAHL ! | ! ANZAHL ! |
| ! NUMBER ! | ! NUMBER ! | ! LOADING ! | | ! UNLOADING ! | | ! NUMBER ! | ! NUMBER ! | ! NUMBER ! | ! NUMBER ! | |
| ! NOMBRE ! | ! NOMBRE ! | ! CHARGEMENT ! | | ! DECHARGEMENT ! | | ! NOMBRE ! | ! NOMBRE ! | ! NOMBRE ! | ! NOMBRE ! | |
| | ! 1000T ! | ! 1000T ! | ! 1000T ! | ! 1000T ! | ! 1000T ! | ! 1000T ! | ! 1000T ! | ! 1000T ! | ! 1000T ! | |
| A. GROSSCONTAINER LARGE CONTAINER GRAND CONTENEUR | | | | | | | | | | |
| BELADEN-LOADED-EN CHARGE | 1620012 | 21684 | 305797 | 5632 | 305198 | 5898 | . | . | . | |
| LEER-EMPTY-VIDE | 600629 | . | 112742 | . | 104089 | . | . | . | . | |
| B. SCHIENE/STRASSE ROAD/RAIL RAIL/ROUTE | 412675(a) | 6183 | 143473(a) | 3180 | 141558(a) | 3218 | . | . | . | |

(a) MIT STRASSENQUETERFAHRZEUGEN BELADENEN EISENBAHNWAGEN
RAILWAY WAGONS LOADED WITH ROAD GOODS VEHICLES
WAGONS DE CHEMIN DE FER CHARGES DE VEHICLES ROUTIERS
POUR LE TRANSPORT DES MARCHANDISES

EISENBAHN - RAILWAY - CHEMIN DE FER

2.1.01:1 (5A)

GRENZUEBERSCHREITENDER VERKEHR NACH LAND UND GUETERGRUPPE

BR DEUTSCHLAND

INTERNATIONAL TRAFFIC BY COUNTRY AND GROUP OF GOODS

1983

TRAFIC INTERNATIONAL PAR PAYS ET GROUPE DE MARCHANDISES

1000 T

| LAND - COUNTRY - PAYS | GUETERGRUPPE | | | GROUP OF GOODS | | | | GROUPE DE MARCHANDISES | | | | | |
|---|--------------|------|----|----------------|-----|-----|-----|------------------------|----|------|------|----|------|
| | 01 | 02 | 03 | 04 | 05 | 06 | 07 | 08 | 09 | 10 | 11 | 12 | 13 |
| A. EMPFANG AUS: RECEIVED FROM: RECEPTIONS DE: | | | | | | | | | | | | | |
| 01 BR DEUTSCHLAND | - | - | - | - | - | - | - | - | - | - | - | - | - |
| 02 FRANCE | 83 | 65 | - | 64 | 6 | 178 | 268 | 565 | - | 164 | 475 | 2 | 592 |
| 03 ITALIA | 8 | 649 | 0 | 1 | 10 | 171 | 1 | 0 | 0 | 1 | 7 | 0 | 266 |
| 04 NEDERLAND | - | 2 | 0 | 3 | 2 | 6 | 0 | 6 | 2 | 115 | 2431 | 1 | 146 |
| 05 BELGIQUE/BELGIE | 5 | 4 | - | 31 | 1 | 18 | 0 | 110 | 0 | 22 | 8 | 2 | 919 |
| 06 LUXEMBOURG | - | 0 | - | 3 | 0 | - | - | - | - | - | 8 | - | 583 |
| 07 UNITED KINGDOM | - | - | - | 0 | - | 4 | - | - | - | - | - | 0 | 16 |
| 08 IRELAND | - | - | - | - | - | - | - | - | - | - | - | - | - |
| 09 DANMARK | 3 | 1 | - | 45 | 1 | 28 | 0 | 0 | 0 | - | 5 | 0 | 16 |
| 10 HELLAS | - | 35 | - | - | - | - | - | - | - | - | - | - | - |
| 20 EUR | 98 | 756 | 0 | 147 | 21 | 405 | 270 | 681 | 2 | 302 | 2934 | 6 | 2536 |
| 28 NORWAY | - | - | - | 0 | 0 | 0 | - | - | - | - | 0 | - | 2 |
| 30 SWEDEN | - | 0 | - | 441 | 3 | 7 | 0 | - | - | 0 | 1 | 0 | 213 |
| 32 FINLAND | - | - | - | 0 | 0 | - | - | 0 | - | - | - | - | - |
| 36 SWITZERLAND | 7 | 18 | 0 | 3 | 13 | 11 | 2 | - | - | 31 | 8 | 11 | 253 |
| 38 AUSTRIA | 4 | 7 | 0 | 41 | 25 | 41 | 1 | 1 | - | 13 | 1 | 24 | 261 |
| 40 PORTUGAL | - | - | - | 1 | - | - | - | - | - | - | - | - | - |
| 42 SPAIN | - | 251 | - | 1 | 1 | 3 | 0 | - | - | - | - | - | - |
| 48 YUGOSLAVIA | 0 | 16 | 0 | 3 | 6 | 39 | 0 | - | - | - | 25 | 1 | 17 |
| 52 TURKEY | - | - | - | - | - | - | - | - | - | - | - | - | - |
| 56 USSR | - | - | - | - | - | - | - | - | - | - | - | - | - |
| 58 GERMAN DR | 208 | - | 0 | 306 | 73 | 58 | 23 | 1356 | - | 4954 | 8 | 31 | 2358 |
| 60 POLAND | 0 | 18 | 0 | 81 | 21 | 12 | 2 | 62 | - | 24 | 13 | 3 | 42 |
| 62 CZECHOSLOVAKIA | 0 | 34 | 0 | 318 | 33 | 36 | 6 | 2806 | - | 473 | 126 | 11 | 388 |
| 64 HUNGARY | 1 | 19 | 0 | 13 | 12 | 36 | 3 | 0 | 0 | 54 | 6 | 7 | 7 |
| 66 RUMANIA | - | 0 | - | 2 | 10 | 12 | 2 | - | - | 8 | 0 | 0 | 0 |
| 68 BULGARIA | - | 0 | - | - | 2 | 2 | - | - | - | - | - | - | - |
| 71 TOTAL STATE TRADING | 209 | 87 | 0 | 722 | 158 | 194 | 36 | 4224 | 0 | 5546 | 153 | 53 | 2819 |
| 72 OTHER EUROP. COUNTRIES | - | - | - | - | - | - | - | - | - | - | - | - | - |
| 80 NEAR AND MIDDLE EAST | - | - | - | - | - | - | - | - | - | - | - | - | - |
| 83 OTHER COUNTRIES | - | - | - | - | - | - | - | - | - | - | - | - | - |
| 88 TOTAL THIRD COUNTRIES | 220 | 363 | 1 | 1209 | 200 | 256 | 39 | 4224 | 0 | 5590 | 163 | 88 | 3548 |
| 89 NOT SPECIFIED | - | - | - | - | - | - | - | - | - | - | - | - | - |
| 95 ZUSAMMEN-TOTAL A | 318 | 1119 | 1 | 1356 | 221 | 661 | 309 | 4906 | 2 | 5893 | 3097 | 94 | 6083 |

EISENBAHN - RAILWAY - CHEMIN DE FER

2.1.01:2 (5A)

GRENZUEBERSCHREITENDER VERKEHR NACH LAND UND GUETERGRUPPE

BR DEUTSCHLAND

INTERNATIONAL TRAFFIC BY COUNTRY AND GROUP OF GOODS

1983

TRAFIC INTERNATIONAL PAR PAYS ET GROUPE DE MARCHANDISES

1000 T

| LAND - COUNTRY - PAYS | GUETERGRUPPE | | | GROUP OF GOODS | | | | GROUPE DE MARCHANDISES | | | | | |
|---|--------------|------|------|----------------|------|-----|-----|------------------------|-----|------|------|-------|---|
| | 14 | 15 | 16 | 17 | 18 | 19 | 20 | 21 | 22 | 23 | 24 | 01-24 | |
| A. EMPFANG AUS: RECEIVED FROM: RECEPTIONS DE: | | | | | | | | | | | | | |
| 01 BR DEUTSCHLAND | - | - | - | - | - | - | - | - | - | - | - | - | - |
| 02 FRANCE | 131 | 189 | 152 | 9 | 248 | 4 | 104 | 4 | 8 | 73 | 207 | 3588 | |
| 03 ITALIA | 18 | 34 | 13 | 1 | 46 | 5 | 191 | 6 | 18 | 34 | 707 | 2189 | |
| 04 NEDERLAND | 2 | 4 | 19 | 17 | 453 | 17 | 36 | 0 | 0 | 1 | 156 | 3419 | |
| 05 BELGIQUE/BELGIE | 67 | 58 | 92 | 4 | 276 | 3 | 183 | 1 | 6 | 3 | 308 | 2122 | |
| 06 LUXEMBOURG | 73 | 4 | 265 | - | 0 | - | 2 | 0 | 3 | 0 | 2 | 942 | |
| 07 UNITED KINGDOM | 6 | 10 | - | 0 | 4 | - | 7 | 0 | 1 | 0 | 8 | 57 | |
| 08 IRELAND | - | - | - | - | - | - | - | - | - | - | - | - | |
| 09 DANMARK | 5 | 1 | 53 | - | 1 | 6 | 15 | 1 | 0 | 4 | 226 | 412 | |
| 10 HELLAS | - | - | - | - | 2 | - | 0 | 0 | 0 | 0 | 7 | 45 | |
| 20 EUR | 301 | 299 | 594 | 31 | 1031 | 34 | 540 | 13 | 37 | 116 | 1621 | 12774 | |
| 28 NORWAY | - | 0 | 0 | - | 2 | - | 3 | 0 | - | 0 | 1 | 9 | |
| 30 SWEDEN | 4 | 9 | 0 | 0 | 20 | 87 | 13 | 6 | - | 232 | 19 | 1055 | |
| 32 FINLAND | - | - | - | - | 0 | - | 0 | - | - | 17 | 2 | 21 | |
| 36 SWITZERLAND | 2 | 30 | 5 | 0 | 165 | 3 | 63 | 9 | 19 | 22 | 361 | 1036 | |
| 38 AUSTRIA | 86 | 144 | 435 | 5 | 214 | 10 | 79 | 45 | 7 | 208 | 286 | 1937 | |
| 40 PORTUGAL | 0 | 0 | - | - | - | - | 2 | - | 0 | 3 | 1 | 7 | |
| 42 SPAIN | 0 | 25 | - | - | 1 | 0 | 21 | 1 | 1 | 11 | 74 | 392 | |
| 48 YUGOSLAVIA | 12 | 10 | 1 | 0 | 21 | 4 | 48 | 7 | 5 | 41 | 36 | 294 | |
| 52 TURKEY | - | - | - | - | - | - | - | - | - | - | - | - | |
| 56 USSR | - | - | - | - | - | - | - | - | - | - | - | - | |
| 58 GERMAN DR | 257 | 1002 | 1086 | 319 | 528 | 7 | 39 | 74 | 30 | 105 | 53 | 12875 | |
| 60 POLAND | 21 | 13 | 28 | 14 | 91 | 4 | 10 | 11 | 3 | 44 | 36 | 553 | |
| 62 CZECHOSLOVAKIA | 24 | 121 | 49 | 75 | 131 | 53 | 41 | 16 | 21 | 154 | 66 | 4979 | |
| 64 HUNGARY | 1 | 4 | 84 | 17 | 80 | 1 | 21 | 7 | 5 | 12 | 13 | 401 | |
| 66 RUMANIA | 0 | 0 | 3 | - | 6 | 0 | 4 | 14 | 8 | 105 | 1 | 183 | |
| 68 BULGARIA | 0 | 0 | - | - | 2 | - | 0 | 0 | 0 | 4 | 1 | 21 | |
| 71 TOTAL STATE TRADING | 316 | 1149 | 1252 | 424 | 859 | 69 | 163 | 129 | 71 | 465 | 205 | 19305 | |
| 72 OTHER EUROP. COUNTRIES | - | - | - | - | - | - | - | - | - | - | - | - | |
| 80 NEAR AND MIDDLE EAST | - | - | - | - | - | - | - | - | - | - | - | - | |
| 83 OTHER COUNTRIES | - | - | - | - | - | - | - | - | - | - | - | - | |
| 88 TOTAL THIRD COUNTRIES | 408 | 1356 | 1692 | 430 | 1261 | 170 | 343 | 190 | 99 | 960 | 950 | 23761 | |
| 89 NOT SPECIFIED | - | - | - | - | - | - | - | - | - | - | - | - | |
| 95 ZUSAMMEN-TOTAL A | 709 | 1656 | 2286 | 461 | 2291 | 204 | 883 | 202 | 136 | 1076 | 2571 | 36535 | |

EISENBahn - RAILWAY - CHEMIN DE FER
 GRENZUEBERSCHREITENDER VERKEHR NACH LAND UND GUETERGRUPPE
 INTERNATIONAL TRAFFIC BY COUNTRY AND GROUP OF GOODS
 TRAFIC INTERNATIONAL PAR PAYS ET GROUPE DE MARCHANDISES

2.1.01:3 (5A)
 BR DEUTSCHLAND
 1983
 1000 T

| LAND - COUNTRY - PAYS | GUETERGRUPPE - GROUP OF GOODS - GROUPE DE MARCHANDISES | | | | | | | | | | | | |
|---|--|------|----|------|-----|------|-----|-------|----|------|------|-----|-------|
| | 01 | 02 | 03 | 04 | 05 | 06 | 07 | 08 | 09 | 10 | 11 | 12 | 13 |
| B. VERSAND NACH: DISPATCHED TO: EXPEDITIONS VERS: | | | | | | | | | | | | | |
| 01 BR DEUTSCHLAND | - | - | - | - | - | - | - | - | - | - | - | - | - |
| 02 FRANCE | 3 | 4 | 9 | 27 | 14 | 43 | 3 | 3200 | - | 17 | 34 | 3 | 1381 |
| 03 ITALIA | 0 | 2 | 80 | 151 | 45 | 509 | 1 | 77 | - | 131 | 806 | 3 | 378 |
| 04 NEDERLAND | - | 6 | 0 | 2 | 6 | 11 | 5 | 744 | - | 77 | 2 | 35 | 87 |
| 05 BELGIQUE/BELGIE | 17 | 2 | - | 1 | 6 | 13 | - | 1216 | - | 25 | 56 | 9 | 537 |
| 06 LUXEMBOURG | 1 | 0 | - | 2 | 0 | 0 | - | 1455 | - | 28 | 32 | - | 49 |
| 07 UNITED KINGDOM | - | 0 | - | 3 | 0 | 21 | - | 14 | - | 0 | - | - | 26 |
| 08 IRELAND | - | - | - | - | - | - | - | - | - | - | - | - | - |
| 09 DANMARK | - | 6 | - | 2 | 2 | 23 | 2 | 12 | - | 14 | - | - | 63 |
| 10 HELLAS | - | 0 | 0 | 8 | 1 | 1 | - | - | - | - | - | - | 3 |
| 20 EUR | 20 | 22 | 90 | 188 | 81 | 621 | 10 | 6718 | - | 292 | 930 | 50 | 2524 |
| 28 NORWAY | - | 0 | - | - | 0 | 11 | - | - | - | 0 | - | - | 9 |
| 30 SWEDEN | - | 8 | - | 117 | 2 | 35 | 0 | 1 | - | 4 | 31 | 3 | 187 |
| 32 FINLAND | - | - | - | - | - | - | - | - | - | - | - | - | 0 |
| 36 SWITZERLAND | 34 | 33 | 0 | 45 | 51 | 202 | 2 | 119 | - | 295 | 62 | 1 | 339 |
| 38 AUSTRIA | 3 | 49 | 0 | 69 | 19 | 285 | 18 | 415 | - | 311 | 451 | 6 | 161 |
| 40 PORTUGAL | - | 0 | - | - | 1 | - | - | 0 | - | - | - | - | 0 |
| 42 SPAIN | 0 | - | 0 | 2 | 3 | 0 | - | 0 | - | - | - | 0 | 178 |
| 48 YUGOSLAVIA | - | 0 | 0 | 0 | 21 | 28 | 4 | 22 | - | 43 | 0 | 2 | 88 |
| 52 TURKEY | - | - | - | - | - | - | - | - | - | - | - | - | 0 |
| 56 USSR | - | - | - | - | - | - | - | - | - | - | - | - | - |
| 58 GERMAN DR | 65 | 4 | 0 | 22 | 50 | 625 | 127 | 120 | 0 | 59 | 154 | 78 | 1133 |
| 60 POLAND | 0 | - | - | 1 | 12 | 21 | 9 | 2 | 0 | 8 | 0 | 0 | 25 |
| 62 CZECHOSLOVAKIA | 27 | 51 | - | 6 | 36 | 297 | 56 | 2 | - | 12 | 33 | 3 | 129 |
| 64 HUNGARY | 0 | 5 | 0 | 10 | 28 | 99 | 8 | 27 | 0 | 2 | 0 | 4 | 35 |
| 66 RUMANIA | - | - | - | 0 | 2 | 3 | 3 | 85 | - | 1 | 1 | 0 | 22 |
| 68 BULGARIA | - | - | - | 0 | 14 | 25 | 1 | 1 | - | 3 | - | 0 | 29 |
| 71 TOTAL STATE TRADING | 92 | 60 | 7 | 40 | 163 | 1097 | 207 | 259 | 0 | 127 | 188 | 87 | 1461 |
| 72 OTHER EUROP. COUNTRIES | - | - | - | - | - | - | - | - | - | - | - | - | - |
| 80 NEAR AND MIDDLE EAST | - | - | - | - | - | 0 | - | - | - | - | - | - | - |
| 83 OTHER COUNTRIES | - | - | - | - | - | - | - | - | - | - | - | - | - |
| 88 TOTAL THIRD COUNTRIES | 129 | 149 | 1 | 272 | 240 | 1632 | 227 | 794 | 0 | 737 | 732 | 98 | 2335 |
| 89 NOT SPECIFIED | - | - | - | - | - | - | - | - | - | - | - | - | - |
| 95 ZUSAMMEN-TOTAL B | 149 | 171 | 90 | 460 | 321 | 2253 | 238 | 7512 | 0 | 1029 | 1662 | 148 | 4859 |
| 97 INSGESAMT-TOTAL A+B | 468 | 1290 | 91 | 1816 | 542 | 2914 | 546 | 12418 | 3 | 6922 | 4759 | 241 | 10942 |

EISENBahn - RAILWAY - CHEMIN DE FER
 GRENZUEBERSCHREITENDER VERKEHR NACH LAND UND GUETERGRUPPE
 INTERNATIONAL TRAFFIC BY COUNTRY AND GROUP OF GOODS
 TRAFIC INTERNATIONAL PAR PAYS ET GROUPE DE MARCHANDISES

2.1.01:4 (5A)
 BR DEUTSCHLAND
 1983
 1000 T

| LAND - COUNTRY - PAYS | GUETERGRUPPE - GROUP OF GOODS - GROUPE DE MARCHANDISES | | | | | | | | | | | | | |
|---|--|------|------|-----|------|-----|------|-----|-----|------|------|-------|---|--|
| | 14 | 15 | 16 | 17 | 18 | 19 | 20 | 21 | 22 | 23 | 24 | 01-24 | | |
| B. VERSAND NACH: DISPATCHED TO: EXPEDITIONS VERS: | | | | | | | | | | | | | | |
| 01 BR DEUTSCHLAND | - | - | - | - | - | - | - | - | - | - | - | - | - | |
| 02 FRANCE | 35 | 104 | 138 | 26 | 211 | 21 | 243 | 11 | 19 | 58 | 136 | 5739 | | |
| 03 ITALIA | 17 | 582 | 133 | 52 | 307 | 33 | 211 | 5 | 17 | 61 | 735 | 4337 | | |
| 04 NEDERLAND | 63 | 190 | 35 | 0 | 296 | 0 | 117 | 7 | 1 | 26 | 141 | 1849 | | |
| 05 BELGIQUE/BELGIE | 8 | 14 | 30 | 2 | 242 | 0 | 566 | 6 | 0 | 22 | 114 | 2885 | | |
| 06 LUXEMBOURG | 2 | 21 | 21 | - | 1 | - | 19 | 1 | 0 | 0 | 5 | 1636 | | |
| 07 UNITED KINGDOM | 13 | 4 | 0 | - | 23 | - | 8 | 2 | 2 | 1 | 16 | 135 | | |
| 08 IRELAND | - | - | - | - | - | - | - | - | - | - | - | - | | |
| 09 DANMARK | 2 | 94 | 212 | 0 | 60 | 0 | 71 | 0 | 13 | 14 | 131 | 723 | | |
| 10 HELLAS | 0 | - | - | - | 2 | - | 45 | 3 | 0 | 10 | 23 | 95 | | |
| 20 EUR | 141 | 1010 | 569 | 79 | 1142 | 54 | 1280 | 34 | 53 | 192 | 1300 | 17399 | | |
| 28 NORWAY | 1 | 0 | 1 | 0 | 8 | - | 20 | 1 | 4 | 3 | 5 | 62 | | |
| 30 SWEDEN | 23 | 34 | 5 | 0 | 121 | 2 | 87 | 9 | 17 | 27 | 56 | 769 | | |
| 32 FINLAND | 0 | - | - | - | 1 | - | 1 | - | 0 | 0 | 0 | 3 | | |
| 36 SWITZERLAND | 25 | 190 | 61 | 5 | 363 | 29 | 148 | 16 | 20 | 78 | 381 | 2498 | | |
| 38 AUSTRIA | 8 | 146 | 389 | 14 | 382 | 123 | 175 | 11 | 24 | 44 | 295 | 3398 | | |
| 40 PORTUGAL | - | - | - | - | 1 | - | 14 | 0 | 0 | 0 | 1 | 18 | | |
| 42 SPAIN | 1 | 1 | 1 | - | 26 | 0 | 86 | 1 | 1 | 1 | 59 | 341 | | |
| 48 YUGOSLAVIA | 11 | 21 | 4 | 4 | 150 | 2 | 73 | 4 | 3 | 9 | 30 | 519 | | |
| 52 TURKEY | - | - | - | - | 0 | - | 5 | 0 | - | 0 | 4 | 10 | | |
| 56 USSR | - | - | - | - | - | - | 0 | - | - | 0 | - | 0 | | |
| 58 GERMAN DR | 13 | 7 | 82 | 3 | 425 | 17 | 152 | 14 | 3 | 52 | 44 | 3250 | | |
| 60 POLAND | 6 | 12 | 30 | 1 | 132 | 0 | 15 | 4 | 1 | 12 | 47 | 339 | | |
| 62 CZECHOSLOVAKIA | 6 | 9 | 446 | 1 | 198 | 1 | 45 | 4 | 2 | 28 | 52 | 1441 | | |
| 64 HUNGARY | 9 | 16 | 203 | 1 | 114 | 1 | 17 | 4 | 2 | 25 | 18 | 628 | | |
| 66 RUMANIA | 4 | 7 | 0 | 3 | 31 | 0 | 3 | 1 | 0 | 2 | 1 | 169 | | |
| 68 BULGARIA | 13 | 12 | 0 | 0 | 47 | - | 19 | 3 | 2 | 10 | 4 | 182 | | |
| 71 TOTAL STATE TRADING | 61 | 84 | 766 | 13 | 1098 | 22 | 324 | 33 | 12 | 138 | 197 | 6528 | | |
| 72 OTHER EUROP. COUNTRIES | - | - | - | - | - | - | - | - | - | - | - | - | | |
| 80 NEAR AND MIDDLE EAST | - | - | - | - | - | - | 0 | 0 | - | 0 | 0 | 1 | | |
| 83 OTHER COUNTRIES | - | - | - | - | - | - | 0 | - | - | - | - | 0 | | |
| 88 TOTAL THIRD COUNTRIES | 119 | 454 | 1222 | 32 | 1999 | 177 | 839 | 70 | 79 | 291 | 998 | 13626 | | |
| 89 NOT SPECIFIED | - | - | - | - | - | - | - | - | - | - | - | - | | |
| 95 ZUSAMMEN-TOTAL B | 260 | 1463 | 1791 | 112 | 3142 | 231 | 2118 | 104 | 131 | 483 | 2298 | 31025 | | |
| 97 INSGESAMT-TOTAL A+B | 969 | 3119 | 4077 | 573 | 5433 | 435 | 3002 | 307 | 267 | 1560 | 4869 | 67560 | | |

EISENBAHN - RAILWAY - CHEMIN DE FER 2.1.02:1 (5A)
 GRENZUEBERSCHREITENDER VERKEHR NACH LAND UND GUETERGRUPPE FRANCE
 INTERNATIONAL TRAFFIC BY COUNTRY AND GROUP OF GOODS 1983
 TRAFIC INTERNATIONAL PAR PAYS ET GROUPE DE MARCHANDISES 1000 T

| LAND - COUNTRY - PAYS | GUETERGRUPPE | | | | GROUP OF GOODS | | | | GROUPE DE MARCHANDISES | | | | |
|---|--------------|-----|----|-----|----------------|-----|----|------|------------------------|-----|-----|----|------|
| | 01 | 02 | 03 | 04 | 05 | 06 | 07 | 08 | 09 | 10 | 11 | 12 | 13 |
| A. EMPFANG AUS: RECEIVED FROM: RECEPTIONS DE: | | | | | | | | | | | | | |
| 01 BR DEUTSCHLAND | 2 | 4 | 22 | 29 | 15 | 44 | 3 | 3184 | - | 16 | 34 | 3 | 1555 |
| 02 FRANCE | - | - | - | - | - | - | - | - | - | - | - | - | - |
| 03 ITALIA | 8 | 17 | 0 | 1 | 4 | 29 | 0 | 10 | - | 1 | 39 | 1 | 682 |
| 04 NEDERLAND | 18 | 5 | 0 | 0 | 1 | 55 | 28 | 153 | 1 | 66 | 5 | 3 | 40 |
| 05 BELGIQUE/BELGIE | 292 | 8 | 2 | 15 | 1 | 241 | 13 | 271 | 0 | 525 | 482 | 6 | 1583 |
| 06 LUXEMBOURG | - | - | - | 2 | - | 1 | - | - | - | - | 1 | - | 279 |
| 07 UNITED KINGDOM | 9 | - | - | - | 0 | 1 | - | - | - | 0 | - | 0 | 12 |
| 08 IRELAND | - | - | - | - | - | - | - | - | - | - | - | - | - |
| 09 DANMARK | - | - | 1 | 3 | 0 | 1 | - | 0 | - | - | - | - | 0 |
| 10 HELLAS | - | 0 | - | - | - | - | - | - | - | - | - | - | - |
| 20 EUR | 329 | 35 | 26 | 51 | 21 | 371 | 45 | 3618 | 1 | 608 | 561 | 13 | 4150 |
| 28 NORWAY | - | - | - | - | - | - | - | - | - | - | - | 0 | 1 |
| 30 SWEDEN | - | - | - | 99 | 1 | 1 | - | - | - | 0 | - | 0 | 24 |
| 32 FINLAND | - | - | - | - | 0 | - | - | - | - | - | - | - | - |
| 36 SWITZERLAND | 0 | 4 | 0 | 0 | 7 | 11 | 0 | - | - | 1 | 1 | 2 | 29 |
| 38 AUSTRIA | - | 0 | 0 | 2 | 2 | 1 | 0 | - | - | - | - | - | 32 |
| 40 PORTUGAL | - | 0 | - | 4 | 0 | 0 | - | - | - | - | - | - | - |
| 42 SPAIN | 0 | 176 | - | 1 | 1 | 50 | 2 | - | - | 0 | - | 0 | 2 |
| 48 YUGOSLAVIA | - | 0 | - | 4 | 2 | 3 | 0 | 2 | 0 | 1 | - | 1 | 3 |
| 52 TURKEY | - | - | - | - | - | - | - | - | - | - | - | - | - |
| 56 USSR | - | - | - | - | 0 | - | - | - | - | - | - | - | 0 |
| 58 GERMAN DR | - | - | - | - | 1 | 0 | 3 | 0 | - | 1 | - | - | 68 |
| 60 POLAND | - | 0 | 0 | - | 5 | 1 | 0 | - | - | - | - | - | 0 |
| 62 CZECHOSLOVAKIA | - | 0 | 0 | 28 | 1 | 0 | - | - | - | - | - | - | 29 |
| 64 HUNGARY | 2 | 0 | 1 | - | 6 | 3 | 1 | - | - | - | - | - | 1 |
| 66 RUMANIA | - | 0 | - | - | 2 | 0 | - | - | - | - | - | 0 | 0 |
| 68 BULGARIA | - | - | - | - | 0 | - | - | - | - | - | - | - | - |
| 71 TOTAL STATE TRADING | 2 | 1 | 1 | 32 | 17 | 8 | 4 | 3 | 0 | 2 | - | 1 | 101 |
| 72 OTHER EUROP. COUNTRIES | - | - | - | - | - | - | - | - | - | - | - | - | - |
| 80 NEAR AND MIDDLE EAST | - | - | - | - | - | - | - | - | - | - | - | - | - |
| 83 OTHER COUNTRIES | - | - | - | - | - | - | - | - | - | - | - | - | - |
| 88 TOTAL THIRD COUNTRIES | 2 | 181 | 1 | 137 | 29 | 71 | 7 | 3 | 0 | 3 | 1 | 3 | 189 |
| 89 NOT SPECIFIED | - | - | - | - | - | - | - | - | - | - | - | - | - |
| 95 ZUSAMMEN-TOTAL A | 332 | 216 | 27 | 188 | 50 | 442 | 51 | 3620 | 1 | 611 | 562 | 16 | 4339 |

EISENBAHN - RAILWAY - CHEMIN DE FER 2.1.02:2 (5A)
 GRENZUEBERSCHREITENDER VERKEHR NACH LAND UND GUETERGRUPPE FRANCE
 INTERNATIONAL TRAFFIC BY COUNTRY AND GROUP OF GOODS 1983
 TRAFIC INTERNATIONAL PAR PAYS ET GROUPE DE MARCHANDISES 1000 T

| LAND - COUNTRY - PAYS | GUETERGRUPPE | | | | GROUP OF GOODS | | | | GROUPE DE MARCHANDISES | | | | |
|---|--------------|-----|------|-----|----------------|-----|------|----|------------------------|-----|------|-------|--|
| | 14 | 15 | 16 | 17 | 18 | 19 | 20 | 21 | 22 | 23 | 24 | 01-24 | |
| A. EMPFANG AUS: RECEIVED FROM: RECEPTIONS DE: | | | | | | | | | | | | | |
| 01 BR DEUTSCHLAND | 35 | 105 | 128 | 25 | 208 | 21 | 309 | 11 | 21 | 72 | 224 | 6070 | |
| 02 FRANCE | - | - | - | - | - | - | - | - | - | - | - | - | |
| 03 ITALIA | 35 | 20 | 13 | 2 | 43 | 11 | 412 | 16 | 18 | 72 | 463 | 1896 | |
| 04 NEDERLAND | 2 | 11 | 533 | 0 | 150 | 1 | 11 | 0 | 0 | 3 | 44 | 1132 | |
| 05 BELGIQUE/BELGIE | 0 | 101 | 584 | 6 | 284 | 49 | 57 | 1 | 39 | 12 | 228 | 4799 | |
| 06 LUXEMBOURG | - | 15 | 40 | 0 | 0 | - | 1 | 0 | 0 | 0 | 0 | 339 | |
| 07 UNITED KINGDOM | 1 | 0 | 0 | - | 6 | - | 1 | 0 | 1 | 0 | 0 | 32 | |
| 08 IRELAND | - | - | - | - | - | - | - | - | - | - | - | - | |
| 09 DANMARK | 0 | - | - | - | 1 | 2 | 8 | 0 | 2 | 4 | 2 | 24 | |
| 10 HELLAS | - | - | - | - | 0 | - | 0 | 0 | - | - | 1 | 2 | |
| 20 EUR | 74 | 251 | 1298 | 33 | 693 | 84 | 799 | 28 | 83 | 163 | 963 | 14295 | |
| 28 NORWAY | - | - | - | - | - | - | 3 | 0 | 0 | 1 | 0 | 6 | |
| 30 SWEDEN | 1 | 0 | - | - | 14 | 51 | 12 | 1 | - | 152 | 2 | 358 | |
| 32 FINLAND | - | - | - | - | 0 | - | 0 | - | - | - | 1 | 1 | |
| 36 SWITZERLAND | 7 | 2 | 7 | 2 | 52 | 7 | 49 | 7 | 6 | 34 | 121 | 349 | |
| 38 AUSTRIA | 4 | 4 | - | - | 17 | 0 | 11 | 0 | 1 | 24 | 2 | 100 | |
| 40 PORTUGAL | - | - | - | - | - | - | 7 | - | - | - | 3 | 16 | |
| 42 SPAIN | 13 | 1 | - | - | 5 | 3 | 43 | 0 | 5 | 1 | 13 | 317 | |
| 48 YUGOSLAVIA | 0 | 0 | - | 1 | 1 | - | 24 | 2 | 0 | 16 | 0 | 61 | |
| 52 TURKEY | - | - | - | - | - | - | - | - | 0 | 0 | 0 | 0 | |
| 56 USSR | - | - | - | - | - | - | 0 | - | 0 | - | - | 0 | |
| 58 GERMAN DR | 0 | - | 0 | 18 | 29 | - | 23 | 5 | 1 | 22 | 6 | 180 | |
| 60 POLAND | - | 0 | - | 17 | 5 | 0 | 8 | 3 | 3 | 3 | 2 | 48 | |
| 62 CZECHOSLOVAKIA | 2 | 6 | - | 27 | 12 | 3 | 19 | 5 | 5 | 17 | 1 | 156 | |
| 64 HUNGARY | 0 | 0 | - | 10 | 4 | - | 9 | 1 | 1 | 5 | 1 | 46 | |
| 66 RUMANIA | 0 | - | - | 2 | 2 | - | 2 | 5 | 1 | 52 | 0 | 66 | |
| 68 BULGARIA | - | - | - | - | 0 | - | 0 | 0 | 0 | 2 | 1 | 3 | |
| 71 TOTAL STATE TRADING | 3 | 6 | 0 | 74 | 54 | 3 | 86 | 22 | 11 | 117 | 12 | 560 | |
| 72 OTHER EUROP. COUNTRIES | - | - | - | - | - | - | - | - | - | - | - | - | |
| 80 NEAR AND MIDDLE EAST | - | - | - | - | - | - | - | - | - | - | - | - | |
| 83 OTHER COUNTRIES | - | - | - | - | - | - | - | - | - | - | - | - | |
| 88 TOTAL THIRD COUNTRIES | 28 | 14 | 7 | 76 | 142 | 64 | 211 | 30 | 23 | 330 | 152 | 1706 | |
| 89 NOT SPECIFIED | - | - | - | - | - | - | - | - | - | - | - | - | |
| 95 ZUSAMMEN-TOTAL A | 101 | 265 | 1305 | 109 | 836 | 148 | 1010 | 58 | 105 | 493 | 1115 | 16001 | |

EISENBahn - RAILWAY - CHEMIN DE FER
 GRENZUEBERSCHREITENDER VERKEHR NACH LAND UND GUETERGRUPPE
 INTERNATIONAL TRAFFIC BY COUNTRY AND GROUP OF GOODS
 TRAFIC INTERNATIONAL PAR PAYS ET GROUPE DE MARCHANDISES

2.1.02:3 (5A)
 FRANCE
 1983
 1000 T

| LAND - COUNTRY - PAYS | GUETERGRUPPE | | | | | GROUP OF GOODS | | | | GROUPE DE MARCHANDISES | | | | |
|---|--------------|-----|----|-----|-----|----------------|-----|------|----|------------------------|------|-----|------|--|
| | 01 | 02 | 03 | 04 | 05 | 06 | 07 | 08 | 09 | 10 | 11 | 12 | 13 | |
| B. VERSAND NACH: DISPATCHED TO: EXPEDITIONS VERS: | | | | | | | | | | | | | | |
| 01 BR DEUTSCHLAND | 85 | 152 | - | 65 | 8 | 173 | 274 | 587 | - | 130 | 476 | 3 | 609 | |
| 02 FRANCE | - | - | - | - | - | - | - | - | - | - | - | - | - | |
| 03 ITALIA | 1099 | 52 | 2 | 114 | 10 | 157 | 1 | 86 | 0 | 56 | 1782 | 8 | 1058 | |
| 04 NEDERLAND | 237 | 2 | - | 3 | 3 | 75 | 28 | 0 | - | 7 | 5 | 0 | 42 | |
| 05 BELGIQUE/BELGIE | 1400 | 3 | 0 | 31 | 5 | 636 | 133 | 90 | 0 | 485 | 86 | 0 | 1772 | |
| 06 LUXEMBOURG | 15 | 0 | - | 1 | - | 2 | 0 | 48 | - | 0 | 7 | - | 45 | |
| 07 UNITED KINGDOM | 1 | 14 | - | 0 | 17 | 52 | 0 | 0 | - | 0 | - | - | 21 | |
| 08 IRELAND | - | - | - | - | - | - | - | - | - | - | - | - | - | |
| 09 DANMARK | - | 11 | - | - | 5 | 19 | - | - | - | - | - | 0 | 3 | |
| 10 HELLAS | - | 0 | 1 | - | 0 | 0 | - | - | - | 0 | - | - | 2 | |
| 20 EUR | 2837 | 234 | 3 | 215 | 47 | 1115 | 436 | 813 | 0 | 193 | 2755 | 97 | 3552 | |
| 28 NORWAY | - | 9 | - | - | - | 11 | - | - | - | - | - | - | 2 | |
| 30 SWEDEN | - | 31 | - | 1 | 3 | 27 | - | 0 | - | - | 1 | - | 28 | |
| 32 FINLAND | - | - | - | - | - | 0 | - | - | - | - | - | - | - | |
| 36 SWITZERLAND | 397 | 55 | 0 | 31 | 4 | 297 | 0 | 41 | - | 89 | 0 | 1 | 333 | |
| 38 AUSTRIA | 0 | 2 | - | 6 | 0 | 5 | - | 44 | 0 | 14 | - | 3 | 10 | |
| 40 PORTUGAL | - | 0 | - | 4 | 0 | 1 | - | - | - | - | - | - | - | |
| 42 SPAIN | 0 | 3 | - | 12 | 1 | 6 | - | 11 | - | - | 3 | - | 1 | |
| 48 YUGOSLAVIA | - | 0 | 0 | - | 4 | 9 | 0 | - | - | 1 | - | 0 | 40 | |
| 52 TURKEY | - | - | - | - | 1 | - | - | - | - | - | - | - | 0 | |
| 56 USSR | - | - | - | - | - | - | - | - | - | - | - | - | - | |
| 58 GERMAN DR | 1 | 0 | - | - | 1 | 48 | - | 0 | - | - | - | - | 30 | |
| 60 POLAND | 0 | - | - | - | 4 | 1 | - | 0 | - | 0 | - | 0 | 7 | |
| 62 CZECHOSLOVAKIA | 1 | 0 | - | - | 1 | 10 | 0 | - | - | - | - | - | 1 | |
| 64 HUNGARY | 0 | 0 | 0 | 0 | 2 | 4 | 0 | - | - | 0 | - | 0 | 4 | |
| 66 RUMANIA | 0 | - | - | 0 | 3 | 0 | 0 | 90 | - | 0 | - | - | 7 | |
| 68 BULGARIA | - | - | - | - | 3 | 4 | 0 | - | - | 0 | - | - | 3 | |
| 71 TOTAL STATE TRADING | 2 | 1 | 0 | 1 | 18 | 77 | 1 | 90 | - | 1 | - | 1 | 91 | |
| 72 OTHER EUROP. COUNTRIES | - | - | - | - | - | - | - | - | - | - | - | - | - | |
| 80 NEAR AND MIDDLE EAST | - | - | - | - | - | - | - | - | - | - | - | - | - | |
| 83 OTHER COUNTRIES | - | - | - | - | - | - | - | - | - | - | - | - | - | |
| 88 TOTAL THIRD COUNTRIES | 400 | 102 | 0 | 55 | 27 | 423 | 1 | 186 | 0 | 104 | 4 | 5 | 465 | |
| 89 NOT SPECIFIED | - | - | - | - | - | - | - | - | - | - | - | - | - | |
| 95 ZUSAMMEN-TOTAL B | 3237 | 336 | 3 | 269 | 74 | 1538 | 437 | 999 | 0 | 297 | 2760 | 102 | 4016 | |
| 97 INSGESAMT-TOTAL A+B | 3569 | 552 | 30 | 457 | 123 | 1980 | 488 | 4619 | 1 | 908 | 3322 | 117 | 8355 | |

EISENBahn - RAILWAY - CHEMIN DE FER
 GRENZUEBERSCHREITENDER VERKEHR NACH LAND UND GUETERGRUPPE
 INTERNATIONAL TRAFFIC BY COUNTRY AND GROUP OF GOODS
 TRAFIC INTERNATIONAL PAR PAYS ET GROUPE DE MARCHANDISES

2.1.02:4 (5A)
 FRANCE
 1983
 1000 T

| LAND - COUNTRY - PAYS | GUETERGRUPPE | | | | | GROUP OF GOODS | | | | GROUPE DE MARCHANDISES | | | | |
|---|--------------|------|------|-----|------|----------------|------|-----|-----|------------------------|------|-------|--|--|
| | 14 | 15 | 16 | 17 | 18 | 19 | 20 | 21 | 22 | 23 | 24 | 01-24 | | |
| B. VERSAND NACH: DISPATCHED TO: EXPEDITIONS VERS: | | | | | | | | | | | | | | |
| 01 BR DEUTSCHLAND | 115 | 214 | 147 | 9 | 282 | 4 | 110 | 5 | 9 | 78 | 236 | 3774 | | |
| 02 FRANCE | - | - | - | - | - | - | - | - | - | - | - | - | | |
| 03 ITALIA | 9 | 794 | 88 | 16 | 125 | 73 | 221 | 7 | 8 | 39 | 470 | 6273 | | |
| 04 NEDERLAND | 0 | 7 | 0 | 0 | 54 | 0 | 21 | 1 | 0 | 1 | 34 | 521 | | |
| 05 BELGIQUE/BELGIE | 3 | 124 | 3 | 0 | 497 | - | 172 | 16 | 9 | 10 | 156 | 5633 | | |
| 06 LUXEMBOURG | 6 | 13 | 28 | 0 | 2 | - | 1 | 2 | 0 | 1 | 1 | 172 | | |
| 07 UNITED KINGDOM | 28 | 49 | 1 | - | 22 | - | 3 | 1 | - | 6 | 0 | 215 | | |
| 08 IRELAND | - | - | - | - | - | - | - | - | - | - | - | - | | |
| 09 DANMARK | 0 | 4 | - | 0 | 8 | - | 16 | - | 3 | 3 | 1 | 73 | | |
| 10 HELLAS | 1 | 0 | - | - | 2 | - | 8 | 2 | 0 | 2 | 0 | 20 | | |
| 20 EUR | 163 | 1205 | 266 | 27 | 992 | 78 | 552 | 34 | 30 | 140 | 899 | 16682 | | |
| 28 NORWAY | 0 | 0 | - | - | 1 | - | 3 | 0 | 11 | 0 | 0 | 37 | | |
| 30 SWEDEN | 2 | 2 | - | 0 | 5 | 0 | 9 | 2 | 4 | 14 | 8 | 137 | | |
| 32 FINLAND | 0 | - | 0 | - | 0 | - | 0 | - | - | 0 | 6 | 6 | | |
| 36 SWITZERLAND | 11 | 328 | 261 | 4 | 166 | 4 | 50 | 6 | 21 | 14 | 81 | 2194 | | |
| 38 AUSTRIA | 2 | 5 | 27 | - | 19 | 2 | 32 | 0 | 4 | 1 | 6 | 182 | | |
| 40 PORTUGAL | 1 | 1 | - | - | 2 | - | 7 | 0 | 0 | 0 | 0 | 18 | | |
| 42 SPAIN | - | 0 | - | - | 4 | 0 | 44 | 0 | 0 | 1 | 6 | 91 | | |
| 48 YUGOSLAVIA | 2 | 7 | 0 | 1 | 37 | 0 | 30 | 0 | 1 | 3 | 3 | 139 | | |
| 52 TURKEY | - | - | - | - | 0 | - | 0 | 0 | - | - | 0 | 1 | | |
| 56 USSR | - | - | - | - | 3 | - | 0 | - | - | - | 0 | 4 | | |
| 58 GERMAN DR | 1 | 2 | 0 | 0 | 12 | - | 17 | 5 | 0 | 11 | 2 | 130 | | |
| 60 POLAND | 1 | 2 | - | 0 | 34 | - | 3 | 1 | 2 | 6 | 3 | 63 | | |
| 62 CZECHOSLOVAKIA | 0 | 2 | 4 | 1 | 16 | - | 4 | 0 | 0 | 1 | 1 | 42 | | |
| 64 HUNGARY | 1 | 4 | 1 | 0 | 23 | - | 2 | 1 | 2 | 3 | 2 | 49 | | |
| 66 RUMANIA | 3 | 6 | 3 | - | 7 | - | 4 | 0 | 0 | 1 | 2 | 128 | | |
| 68 BULGARIA | 2 | 2 | - | 0 | 11 | - | 5 | 0 | 0 | 4 | 4 | 39 | | |
| 71 TOTAL STATE TRADING | 9 | 23 | 8 | 3 | 144 | 0 | 65 | 7 | 6 | 30 | 17 | 592 | | |
| 72 OTHER EUROP. COUNTRIES | - | - | - | - | - | - | - | - | - | - | - | - | | |
| 80 NEAR AND MIDDLE EAST | - | - | - | - | - | - | - | - | - | - | 0 | 0 | | |
| 83 OTHER COUNTRIES | - | - | - | - | - | - | - | - | - | - | - | - | | |
| 88 TOTAL THIRD COUNTRIES | 25 | 359 | 296 | 7 | 340 | 6 | 210 | 16 | 45 | 60 | 124 | 3260 | | |
| 89 NOT SPECIFIED | - | - | - | - | - | - | - | - | - | - | - | - | | |
| 95 ZUSAMMEN-TOTAL B | 188 | 1564 | 562 | 34 | 1333 | 84 | 761 | 50 | 75 | 200 | 1023 | 19942 | | |
| 97 INSGESAMT-TOTAL A+B | 289 | 1829 | 1867 | 143 | 2169 | 232 | 1772 | 109 | 181 | 693 | 2138 | 35943 | | |

EISENBAHN - RAILWAY - CHEMIN DE FER 2.1.03:1 (5A)
 GRENZUEBERSCHREITENDER VERKEHR NACH LAND UND GUETERGRUPPE ITALIA
 INTERNATIONAL TRAFFIC BY COUNTRY AND GROUP OF GOODS 1983
 TRAFIC INTERNATIONAL PAR PAYS ET GROUPE DE MARCHANDISES 1000 T

| LAND - COUNTRY - PAYS | GUETERGRUPPE | | | GROUP OF GOODS | | | GROUPE DE MARCHANDISES | | | | | | |
|---|--------------|-----|-----|----------------|-----|-----|------------------------|-----|----|-----|------|-----|------|
| | 01 | 02 | 03 | 04 | 05 | 06 | 07 | 08 | 09 | 10 | 11 | 12 | 13 |
| A. EMPFANG AUS: RECEIVED FROM: RECEPTIONS DE: | | | | | | | | | | | | | |
| 01 BR DEUTSCHLAND | 0 | 1 | 152 | 141 | 28 | 64 | 1 | 61 | - | 137 | 809 | 2 | 365 |
| 02 FRANCE | 1001 | 37 | 135 | 104 | 9 | 152 | 1 | 79 | 0 | 60 | 1732 | 8 | 1022 |
| 03 ITALIA | - | - | - | - | - | - | - | - | - | - | - | - | - |
| 04 NEDERLAND | - | 2 | - | 4 | 0 | 5 | - | - | - | 11 | - | 0 | 1 |
| 05 BELGIQUE/BELGIE | 2 | 0 | - | 6 | 1 | 3 | 0 | 0 | - | 5 | 0 | - | 340 |
| 06 LUXEMBOURG | - | - | - | 8 | - | 0 | - | - | - | - | 0 | - | 35 |
| 07 UNITED KINGDOM | - | 0 | - | - | 0 | 7 | - | - | - | - | - | - | 4 |
| 08 IRELAND | - | - | - | - | - | - | - | - | - | - | - | - | - |
| 09 DANMARK | - | 1 | 0 | 0 | 0 | 3 | - | 0 | - | - | 0 | - | 0 |
| 10 HELLAS | - | - | - | 2 | - | 0 | - | - | - | - | - | - | - |
| 20 EUR | 1003 | 41 | 287 | 264 | 38 | 236 | 2 | 141 | 0 | 213 | 2541 | 10 | 1767 |
| 28 NORWAY | - | - | - | - | - | 2 | - | 0 | - | - | - | - | 5 |
| 30 SWEDEN | - | 0 | 1 | 120 | 2 | 1 | - | - | - | 0 | 2 | 0 | 19 |
| 32 FINLAND | - | - | - | - | 0 | - | - | - | - | - | - | - | - |
| 36 SWITZERLAND | - | 54 | 3 | 347 | 21 | 52 | 2 | 0 | 0 | 41 | 293 | 23 | 511 |
| 38 AUSTRIA | 0 | 3 | 7 | 610 | 14 | 17 | 0 | 1 | 0 | 44 | 13 | 86 | 197 |
| 40 PORTUGAL | - | - | - | 1 | - | 0 | - | - | - | - | - | - | - |
| 42 SPAIN | - | 2 | - | 2 | 0 | - | 13 | - | - | - | - | 0 | 1 |
| 48 YUGOSLAVIA | 80 | 48 | 2 | 413 | 17 | 8 | 3 | 34 | - | 49 | 154 | 12 | 31 |
| 52 TURKEY | - | - | - | - | - | - | - | - | - | - | - | - | - |
| 56 USSR | - | - | - | - | - | - | - | - | - | - | - | - | - |
| 58 GERMAN DR | - | - | 1 | 0 | 7 | - | - | 5 | - | 3 | 0 | - | 147 |
| 60 POLAND | - | 0 | 0 | 6 | 11 | 2 | 0 | 0 | - | - | - | - | 1 |
| 62 CZECHOSLOVAKIA | - | 0 | 16 | 15 | 4 | 1 | - | - | - | 35 | - | - | 81 |
| 64 HUNGARY | 4 | 4 | 24 | 227 | 14 | 33 | 10 | 0 | 0 | 44 | 4 | 2 | 67 |
| 66 RUMANIA | 1 | 0 | - | 145 | 4 | 0 | 0 | 0 | - | 1 | - | - | 0 |
| 68 BULGARIA | - | - | - | 0 | 1 | - | 0 | 0 | - | 17 | 0 | 1 | 0 |
| 71 TOTAL STATE TRADING | 85 | 52 | 43 | 806 | 58 | 45 | 14 | 39 | 0 | 149 | 159 | 14 | 327 |
| 72 OTHER EUROP. COUNTRIES | 8 | 3 | 6 | 24 | 1 | 3 | 0 | 0 | - | 1 | 5 | 0 | 14 |
| 80 NEAR AND MIDDLE EAST | - | - | - | - | - | - | - | - | - | - | - | - | - |
| 83 OTHER COUNTRIES | - | - | - | - | - | - | - | - | - | - | - | - | - |
| 88 TOTAL THIRD COUNTRIES | 93 | 114 | 59 | 1909 | 96 | 122 | 30 | 41 | 0 | 235 | 470 | 123 | 1073 |
| 89 NOT SPECIFIED | - | - | - | - | - | - | - | - | - | - | - | - | - |
| 95 ZUSAMMEN-TOTAL A | 1096 | 156 | 346 | 2173 | 135 | 358 | 31 | 181 | 1 | 448 | 3011 | 133 | 2840 |

EISENBAHN - RAILWAY - CHEMIN DE FER 2.1.03:2 (5A)
 GRENZUEBERSCHREITENDER VERKEHR NACH LAND UND GUETERGRUPPE ITALIA
 INTERNATIONAL TRAFFIC BY COUNTRY AND GROUP OF GOODS 1983
 TRAFIC INTERNATIONAL PAR PAYS ET GROUPE DE MARCHANDISES 1000 T

| LAND - COUNTRY - PAYS | GUETERGRUPPE | | | GROUP OF GOODS | | | GROUPE DE MARCHANDISES | | | | | |
|---|--------------|------|-----|----------------|-----|-----|------------------------|----|----|-----|------|-------|
| | 14 | 15 | 16 | 17 | 18 | 19 | 20 | 21 | 22 | 23 | 24 | 01-24 |
| A. EMPFANG AUS: RECEIVED FROM: RECEPTIONS DE: | | | | | | | | | | | | |
| 01 BR DEUTSCHLAND | 16 | 573 | 63 | 50 | 256 | 32 | 201 | 5 | 17 | 94 | 1418 | 4485 |
| 02 FRANCE | 7 | 764 | 79 | 16 | 118 | 72 | 220 | 6 | 4 | 39 | 475 | 6138 |
| 03 ITALIA | - | - | - | - | - | - | - | - | - | - | - | - |
| 04 NEDERLAND | 0 | 1 | - | 5 | 30 | 2 | 13 | 0 | - | 1 | 411 | 485 |
| 05 BELGIQUE/BELGIE | 1 | 6 | 1 | - | 15 | 1 | 58 | 2 | 2 | 7 | 572 | 1021 |
| 06 LUXEMBOURG | - | - | - | - | 0 | - | 0 | - | - | 0 | 0 | 44 |
| 07 UNITED KINGDOM | - | 5 | 0 | - | 0 | - | 0 | 0 | - | 0 | 154 | 171 |
| 08 IRELAND | - | - | - | - | - | - | - | - | - | - | - | - |
| 09 DANMARK | 0 | 0 | - | - | 0 | 12 | 2 | 0 | - | 0 | 3 | 23 |
| 10 HELLAS | - | - | - | - | 1 | - | 0 | - | - | 0 | 2 | 4 |
| 20 EUR | 24 | 1349 | 143 | 71 | 419 | 118 | 493 | 12 | 23 | 141 | 3035 | 12372 |
| 28 NORWAY | - | 0 | - | - | 0 | - | 0 | - | - | 0 | 0 | 8 |
| 30 SWEDEN | 0 | 2 | 0 | 0 | 2 | 129 | 2 | 0 | 0 | 131 | 3 | 414 |
| 32 FINLAND | - | - | - | - | - | 0 | - | 0 | - | - | 1 | 1 |
| 36 SWITZERLAND | 9 | 195 | 32 | 1 | 97 | 123 | 42 | 7 | 6 | 120 | 224 | 2203 |
| 38 AUSTRIA | 63 | 52 | 2 | 6 | 92 | 73 | 18 | 6 | 0 | 75 | 294 | 1672 |
| 40 PORTUGAL | - | - | - | - | - | - | 1 | - | - | 0 | 0 | 2 |
| 42 SPAIN | 0 | 1 | - | - | 0 | - | 4 | 1 | 3 | 4 | 8 | 39 |
| 48 YUGOSLAVIA | 6 | 16 | 1 | 16 | 20 | 7 | 19 | 5 | 12 | 28 | 22 | 1003 |
| 52 TURKEY | - | - | - | - | - | 0 | - | - | - | - | 0 | 0 |
| 56 USSR | - | - | - | - | - | - | - | - | - | - | 0 | 0 |
| 58 GERMAN DR | 0 | 5 | 12 | 0 | 11 | - | 6 | 2 | 3 | 2 | 3 | 209 |
| 60 POLAND | - | 0 | 1 | 1 | 3 | - | 19 | 2 | 0 | 2 | 0 | 48 |
| 62 CZECHOSLOVAKIA | 1 | 1 | 0 | 54 | 9 | 0 | 6 | 2 | 3 | 5 | 3 | 236 |
| 64 HUNGARY | 2 | 1 | 1 | 83 | 8 | 1 | 3 | 2 | 1 | 4 | 19 | 555 |
| 66 RUMANIA | 0 | - | - | 17 | 10 | - | 15 | 1 | 1 | 11 | 2 | 207 |
| 68 BULGARIA | 0 | - | - | 9 | 1 | 0 | 0 | 0 | 1 | 1 | 6 | 36 |
| 71 TOTAL STATE TRADING | 8 | 22 | 15 | 180 | 62 | 8 | 68 | 14 | 20 | 52 | 55 | 2296 |
| 72 OTHER EUROP. COUNTRIES | 0 | 4 | 1 | 1 | 6 | 43 | 9 | 0 | 0 | 38 | 29 | 199 |
| 80 NEAR AND MIDDLE EAST | - | - | - | - | - | - | - | - | - | - | - | - |
| 83 OTHER COUNTRIES | - | - | - | - | - | - | - | - | - | - | - | - |
| 88 TOTAL THIRD COUNTRIES | 81 | 276 | 51 | 187 | 259 | 376 | 145 | 29 | 29 | 421 | 614 | 6834 |
| 89 NOT SPECIFIED | - | - | - | - | - | - | - | - | - | - | - | - |
| 95 ZUSAMMEN-TOTAL A | 106 | 1625 | 194 | 258 | 678 | 495 | 638 | 41 | 52 | 562 | 3649 | 19205 |

EISENBAHN - RAILWAY - CHEMIN DE FER 2.1.03:3 (5A)
 GRENZUEBERSCHREITENDER VERKEHR NACH LAND UND GUETERGRUPPE ITALIA
 INTERNATIONAL TRAFFIC BY COUNTRY AND GROUP OF GOODS 1983
 TRAFIC INTERNATIONAL PAR PAYS ET GROUPE DE MARCHANDISES 1000 T

| LAND - COUNTRY - PAYS | GUETERGRUPPE | | | GROUP OF GOODS | | | GROUPE DE MARCHANDISES | | | | | | |
|---|--------------|------|-----|----------------|-----|-----|------------------------|-----|----|-----|------|-----|------|
| | 01 | 02 | 03 | 04 | 05 | 06 | 07 | 08 | 09 | 10 | 11 | 12 | 13 |
| B. VERSAND NACH: DISPATCHED TO: EXPEDITIONS VERS: | | | | | | | | | | | | | |
| 01 BR DEUTSCHLAND | 7 | 636 | 0 | 1 | 9 | 161 | 1 | 0 | - | 4 | 7 | 0 | 261 |
| 02 FRANCE | 8 | 237 | 0 | 1 | 3 | 25 | 0 | 3 | 0 | 1 | 35 | 1 | 673 |
| 03 ITALIA | - | - | - | - | - | - | - | - | - | - | - | - | - |
| 04 NEDERLAND | - | 33 | - | - | 0 | 0 | - | - | - | - | 0 | - | 8 |
| 05 BELGIQUE/BELGIE | - | 32 | - | - | 0 | 7 | - | - | 0 | 0 | 0 | 2 | 34 |
| 06 LUXEMBOURG | - | 0 | - | - | - | 0 | - | - | - | - | - | - | - |
| 07 UNITED KINGDOM | - | 4 | - | - | 6 | 19 | - | - | - | - | - | - | 7 |
| 08 IRELAND | - | - | - | - | - | - | - | - | - | - | - | - | - |
| 09 DANMARK | 0 | 0 | - | - | 0 | 0 | - | - | - | - | - | - | 0 |
| 10 HELLAS | - | - | 1 | 0 | 0 | 0 | - | - | - | - | - | - | 0 |
| 20 EUR | 14 | 943 | 1 | 3 | 19 | 212 | 1 | 3 | 0 | 5 | 43 | 4 | 983 |
| 28 NORWAY | - | 1 | - | - | 0 | 0 | - | - | - | - | - | - | - |
| 30 SWEDEN | - | 0 | - | 0 | 0 | 3 | 0 | 0 | - | 0 | 0 | - | 0 |
| 32 FINLAND | - | - | - | - | 0 | - | - | - | - | - | - | - | 0 |
| 36 SWITZERLAND | 8 | 166 | 0 | 3 | 21 | 119 | 1 | - | - | 164 | 4 | 2 | 265 |
| 38 AUSTRIA | 0 | 89 | 0 | 1 | 2 | 12 | 1 | 35 | - | 201 | 20 | 36 | 20 |
| 40 PORTUGAL | - | - | - | - | 0 | 0 | - | - | - | - | - | - | 0 |
| 42 SPAIN | - | 0 | - | - | 1 | 1 | 0 | - | - | - | 1 | - | 3 |
| 48 YUGOSLAVIA | 0 | 7 | 0 | 0 | 12 | 104 | 3 | 0 | - | 3 | 12 | 1 | 53 |
| 52 TURKEY | - | - | - | - | - | - | - | - | - | - | - | - | - |
| 56 USSR | - | - | - | - | - | - | - | - | - | - | - | - | - |
| 58 GERMAN DR | 2 | 6 | - | - | 1 | 14 | - | - | - | 1 | 0 | - | 0 |
| 60 POLAND | - | 0 | 0 | - | 1 | 5 | 0 | - | - | 0 | - | - | 8 |
| 62 CZECHOSLOVAKIA | 5 | 40 | - | 0 | 1 | 3 | 0 | - | - | 1 | - | 5 | 12 |
| 64 HUNGARY | 3 | 18 | - | 0 | 1 | 4 | 0 | - | - | 0 | - | 7 | 8 |
| 66 RUMANIA | - | - | - | - | 0 | 3 | - | 15 | - | 1 | - | 3 | 2 |
| 68 BULGARIA | - | - | - | - | 0 | 7 | 0 | - | - | 1 | - | - | 7 |
| 71 TOTAL STATE TRADING | 10 | 72 | 0 | 0 | 15 | 140 | 3 | 15 | - | 8 | 12 | 15 | 91 |
| 72 OTHER EUROP. COUNTRIES | 1 | 80 | - | - | 1 | 13 | 0 | - | - | 0 | 0 | - | 3 |
| 80 NEAR AND MIDDLE EAST | - | - | - | - | - | - | - | - | - | - | - | - | - |
| 83 OTHER COUNTRIES | - | - | - | - | - | - | - | - | - | - | - | - | - |
| 88 TOTAL THIRD COUNTRIES | 20 | 408 | 0 | 4 | 41 | 288 | 6 | 52 | - | 373 | 37 | 53 | 382 |
| 89 NOT SPECIFIED | - | - | - | - | - | - | - | - | - | - | - | - | - |
| 95 ZUSAMMEN-TOTAL B | 34 | 1350 | 1 | 6 | 60 | 501 | 7 | 55 | 0 | 378 | 79 | 57 | 1366 |
| 97 INSGESAMT-TOTAL A+B | 1130 | 1506 | 346 | 2179 | 195 | 859 | 38 | 236 | 1 | 826 | 3090 | 190 | 4205 |

EISENBAHN - RAILWAY - CHEMIN DE FER 2.1.03:4 (5A)
 GRENZUEBERSCHREITENDER VERKEHR NACH LAND UND GUETERGRUPPE ITALIA
 INTERNATIONAL TRAFFIC BY COUNTRY AND GROUP OF GOODS 1983
 TRAFIC INTERNATIONAL PAR PAYS ET GROUPE DE MARCHANDISES 1000 T

| LAND - COUNTRY - PAYS | GUETERGRUPPE | | | GROUP OF GOODS | | | GROUPE DE MARCHANDISES | | | | | |
|---|--------------|------|-----|----------------|------|-----|------------------------|-----|-----|-----|------|-------|
| | 14 | 15 | 16 | 17 | 18 | 19 | 20 | 21 | 22 | 23 | 24 | 01-24 |
| B. VERSAND NACH: DISPATCHED TO: EXPEDITIONS VERS: | | | | | | | | | | | | |
| 01 BR DEUTSCHLAND | 18 | 30 | 12 | 1 | 42 | 5 | 203 | 5 | 19 | 39 | 956 | 2416 |
| 02 FRANCE | 36 | 19 | 14 | 0 | 42 | 11 | 420 | 9 | 18 | 70 | 380 | 2006 |
| 03 ITALIA | - | - | - | - | - | - | - | - | - | - | - | - |
| 04 NEDERLAND | - | 0 | - | - | 4 | - | 69 | 0 | 0 | 2 | 390 | 507 |
| 05 BELGIQUE/BELGIE | 0 | 4 | 0 | 0 | 1 | - | 45 | 1 | 3 | 3 | 442 | 573 |
| 06 LUXEMBOURG | - | - | - | - | 1 | - | 0 | 0 | - | 0 | 0 | 1 |
| 07 UNITED KINGDOM | 0 | 0 | 0 | - | 10 | 0 | 4 | 0 | 0 | 9 | 322 | 381 |
| 08 IRELAND | - | - | - | - | - | - | - | - | - | - | - | - |
| 09 DANMARK | 0 | 0 | - | - | 1 | - | 10 | 0 | - | 1 | 1 | 14 |
| 10 HELLAS | 0 | 0 | - | - | 2 | - | 17 | 0 | 0 | 1 | 1 | 23 |
| 20 EUR | 54 | 54 | 26 | 1 | 102 | 15 | 768 | 15 | 40 | 125 | 2492 | 5921 |
| 28 NORWAY | - | 0 | - | - | 0 | - | 7 | 1 | 0 | 0 | 1 | 10 |
| 30 SWEDEN | 1 | 0 | - | - | 0 | - | 8 | 0 | 0 | 3 | 3 | 20 |
| 32 FINLAND | - | 0 | - | - | 0 | - | 0 | 0 | - | 0 | 2 | 2 |
| 36 SWITZERLAND | 29 | 112 | 46 | 0 | 75 | 0 | 46 | 22 | 27 | 48 | 109 | 1269 |
| 38 AUSTRIA | 0 | 20 | 35 | 0 | 32 | 0 | 40 | 3 | 4 | 24 | 91 | 665 |
| 40 PORTUGAL | - | 1 | - | - | 0 | - | 18 | 0 | 0 | 1 | 0 | 21 |
| 42 SPAIN | 0 | 0 | - | - | 1 | - | 18 | 0 | 0 | 2 | 8 | 34 |
| 48 YUGOSLAVIA | 1 | 5 | 1 | 13 | 77 | 0 | 20 | 11 | 1 | 40 | 14 | 378 |
| 52 TURKEY | - | - | - | - | - | - | - | - | - | - | - | - |
| 56 USSR | - | - | - | - | - | - | - | - | - | - | - | - |
| 58 GERMAN DR | 0 | 0 | - | - | 11 | - | 3 | 0 | 0 | 4 | 1 | 43 |
| 60 POLAND | 1 | 1 | - | 0 | 16 | 0 | 6 | 0 | 0 | 19 | 0 | 59 |
| 62 CZECHOSLOVAKIA | 0 | 1 | - | - | 13 | - | 2 | 0 | 0 | 1 | 3 | 86 |
| 64 HUNGARY | 0 | 2 | 0 | 0 | 39 | - | 4 | 3 | 1 | 10 | 6 | 106 |
| 66 RUMANIA | 2 | 0 | - | - | 6 | - | 3 | 0 | 0 | 1 | 4 | 40 |
| 68 BULGARIA | 2 | 0 | - | - | 8 | - | 3 | 0 | 0 | 2 | 32 | 40 |
| 71 TOTAL STATE TRADING | 26 | 9 | 1 | 13 | 170 | 0 | 40 | 15 | 3 | 76 | 29 | 743 |
| 72 OTHER EUROP. COUNTRIES | 2 | 1 | 0 | - | 4 | 0 | 29 | 2 | 1 | 11 | 24 | 175 |
| 80 NEAR AND MIDDLE EAST | - | - | - | - | - | - | - | - | - | - | - | - |
| 83 OTHER COUNTRIES | - | - | - | - | - | - | - | - | - | - | - | - |
| 88 TOTAL THIRD COUNTRIES | 39 | 142 | 81 | 13 | 283 | 0 | 206 | 44 | 35 | 165 | 266 | 2939 |
| 89 NOT SPECIFIED | - | - | - | - | - | - | - | - | - | - | - | - |
| 95 ZUSAMMEN-TOTAL B | 94 | 195 | 107 | 14 | 385 | 16 | 975 | 59 | 75 | 290 | 2758 | 8860 |
| 97 INSGESAMT-TOTAL A+B | 199 | 1820 | 301 | 272 | 1063 | 510 | 1612 | 100 | 127 | 851 | 6407 | 28065 |

EISENBAHN - RAILWAY -
 GRENZUEBERSCHREITENDER VERKEHR NACH LAND UND GUETERGRUPPE
 INTERNATIONAL TRAFFIC BY COUNTRY AND GROUP OF GOODS
 TRAFIC INTERNATIONAL PAR PAYS ET GROUPE DE MARCHANDISES

CHEMIN DE FER

2.1.04:1 (5A)
 NEDERLAND
 1983
 1000 T

| LAND - COUNTRY - PAYS | GUETERGRUPPE | | | | GROUP OF GOODS | | | | GROUPE DE MARCHANDISES | | | | |
|---|--------------|-----|----|----|----------------|-----|----|-----|------------------------|-----|----|----|-----|
| | 01 | 02 | 03 | 04 | 05 | 06 | 07 | 08 | 09 | 10 | 11 | 12 | 13 |
| A. EMPFANG AUS: RECEIVED FROM: RECEPTIONS DE: | | | | | | | | | | | | | |
| 01 BR DEUTSCHLAND | - | 6 | 0 | 1 | 2 | 9 | 5 | 724 | - | 66 | 3 | 34 | 72 |
| 02 FRANCE | 244 | 2 | - | 4 | 3 | 81 | 23 | 0 | - | 6 | 4 | 0 | 41 |
| 03 ITALIA | 0 | 37 | - | - | 0 | 4 | - | - | - | 0 | 0 | - | 6 |
| 04 NEDERLAND | - | - | - | - | - | - | - | - | - | - | - | - | - |
| 05 BELGIQUE/BELGIE | 0 | 2 | - | - | 0 | 6 | 0 | - | - | 24 | 1 | - | 8 |
| 06 LUXEMBOURG | - | - | - | - | - | - | - | - | - | - | - | - | 82 |
| 07 UNITED KINGDOM | - | - | - | - | 2 | - | - | - | - | - | - | - | 2 |
| 08 IRELAND | - | - | - | - | - | - | - | - | - | - | - | - | - |
| 09 DANMARK | - | - | - | 0 | 0 | - | - | - | - | - | - | - | - |
| 10 HELLAS | - | - | - | - | - | - | - | - | - | - | - | - | - |
| 20 EUR | 244 | 46 | 0 | 5 | 6 | 101 | 28 | 724 | - | 96 | 8 | 35 | 211 |
| 28 NORWAY | - | 0 | - | 1 | - | - | - | - | - | - | - | - | - |
| 30 SWEDEN | - | 0 | - | 14 | 0 | 1 | - | - | - | - | - | 0 | 3 |
| 32 FINLAND | - | - | - | - | - | - | - | - | - | - | - | - | - |
| 36 SWITZERLAND | - | - | - | - | 2 | 6 | 0 | - | - | 0 | 0 | 0 | 7 |
| 38 AUSTRIA | 0 | 1 | - | - | 1 | 1 | - | - | - | 19 | - | - | 0 |
| 40 PORTUGAL | - | - | - | - | - | - | - | - | - | - | - | - | - |
| 42 SPAIN | - | 53 | - | - | - | 0 | - | - | - | - | - | - | - |
| 48 YUGOSLAVIA | - | 0 | - | - | 0 | 0 | - | - | - | 2 | - | - | 0 |
| 52 TURKEY | - | - | - | - | - | - | - | - | - | - | - | - | - |
| 56 USSR | - | - | - | - | - | - | - | - | - | - | - | - | - |
| 58 GERMAN DR | - | - | 0 | - | 2 | 0 | 0 | 0 | - | 0 | - | - | 4 |
| 60 POLAND | - | 0 | - | 0 | 2 | 0 | 0 | 0 | - | 0 | - | - | 0 |
| 62 CZECHOSLOVAKIA | - | 0 | - | 0 | 3 | 1 | 0 | 0 | - | 16 | - | - | 1 |
| 64 HUNGARY | - | - | - | - | 2 | 1 | 0 | 0 | - | 6 | - | - | 0 |
| 66 RUMANIA | - | 2 | - | - | 0 | 0 | - | - | - | 0 | - | - | - |
| 68 BULGARIA | - | - | - | - | 0 | - | - | - | - | - | - | - | - |
| 71 TOTAL STATE TRADING | - | 2 | 0 | 0 | 10 | 2 | 1 | 0 | - | 25 | - | - | 5 |
| 72 OTHER EUROP. COUNTRIES | - | - | - | - | - | - | - | - | - | - | - | - | - |
| 80 NEAR AND MIDDLE EAST | - | - | - | - | - | - | - | - | - | - | - | - | - |
| 83 OTHER COUNTRIES | - | - | - | - | - | - | - | - | - | - | - | - | - |
| 88 TOTAL THIRD COUNTRIES | 0 | 56 | 0 | 16 | 12 | 10 | 1 | 0 | - | 44 | 0 | 0 | 15 |
| 89 NOT SPECIFIED | - | - | - | - | - | - | - | - | - | - | - | - | - |
| 95 ZUSAMMEN-TOTAL A | 245 | 102 | 0 | 21 | 18 | 111 | 28 | 724 | - | 140 | 8 | 35 | 226 |

EISENBAHN - RAILWAY -
 GRENZUEBERSCHREITENDER VERKEHR NACH LAND UND GUETERGRUPPE
 INTERNATIONAL TRAFFIC BY COUNTRY AND GROUP OF GOODS
 TRAFIC INTERNATIONAL PAR PAYS ET GROUPE DE MARCHANDISES

CHEMIN DE FER

2.1.04:2 (5A)
 NEDERLAND
 1983
 1000 T

| LAND - COUNTRY - PAYS | GUETERGRUPPE | | | | GROUP OF GOODS | | | | GROUPE DE MARCHANDISES | | | | |
|---|--------------|-----|----|----|----------------|----|-----|----|------------------------|----|------|-------|--|
| | 14 | 15 | 16 | 17 | 18 | 19 | 20 | 21 | 22 | 23 | 24 | 01-24 | |
| A. EMPFANG AUS: RECEIVED FROM: RECEPTIONS DE: | | | | | | | | | | | | | |
| 01 BR DEUTSCHLAND | 63 | 187 | 20 | 1 | 311 | 0 | 97 | 10 | 1 | 26 | 101 | 1738 | |
| 02 FRANCE | 0 | 7 | 0 | 0 | 52 | 0 | 18 | 1 | 0 | 1 | 25 | 512 | |
| 03 ITALIA | - | 1 | 0 | - | 7 | - | 60 | 0 | 0 | 4 | 428 | 549 | |
| 04 NEDERLAND | - | - | - | - | - | - | - | - | - | - | - | - | |
| 05 BELGIQUE/BELGIE | 275 | 500 | 0 | - | 100 | 9 | 8 | 0 | 28 | 0 | 368 | 1329 | |
| 06 LUXEMBOURG | - | - | - | - | - | - | - | - | - | - | 0 | 82 | |
| 07 UNITED KINGDOM | - | - | 1 | - | 1 | - | - | - | - | - | 0 | 6 | |
| 08 IRELAND | - | - | - | - | 0 | - | - | - | - | 0 | 6 | 6 | |
| 09 DANMARK | - | - | - | - | 0 | - | 0 | - | - | - | 1 | 9 | |
| 10 HELLAS | 338 | 695 | 22 | 1 | 479 | 10 | 184 | 12 | 28 | 31 | 930 | 4233 | |
| 20 EUR | | | | | | | | | | | | | |
| 28 NORWAY | - | 0 | - | - | 0 | - | 0 | - | - | 0 | 0 | 2 | |
| 30 SWEDEN | 0 | 0 | - | - | 1 | 9 | 2 | 1 | - | 28 | 2 | 61 | |
| 32 FINLAND | - | - | - | - | - | - | 0 | - | - | - | 0 | 0 | |
| 36 SWITZERLAND | 0 | 0 | - | - | 32 | - | 9 | 0 | - | 1 | 117 | 173 | |
| 38 AUSTRIA | 6 | 1 | - | - | 18 | - | 5 | 0 | 0 | 6 | 42 | 99 | |
| 40 PORTUGAL | - | - | - | - | - | - | 0 | - | - | 0 | 0 | 0 | |
| 42 SPAIN | - | - | - | - | 0 | - | 1 | - | 0 | 0 | 7 | 61 | |
| 48 YUGOSLAVIA | - | - | - | - | 0 | - | 3 | 0 | 0 | 2 | 4 | 12 | |
| 52 TURKEY | - | - | - | - | - | - | 0 | - | - | - | 0 | 0 | |
| 56 USSR | - | - | - | - | - | - | - | - | - | - | - | - | |
| 58 GERMAN DR | - | - | - | 9 | 18 | - | 4 | 0 | 0 | 3 | 1 | 43 | |
| 60 POLAND | - | - | - | - | 0 | - | 1 | 1 | 0 | 1 | 4 | 10 | |
| 62 CZECHOSLOVAKIA | 1 | - | - | - | 3 | 0 | 6 | 1 | 3 | 11 | 1 | 47 | |
| 64 HUNGARY | - | - | - | - | 10 | - | 1 | 0 | 0 | 1 | 5 | 25 | |
| 66 RUMANIA | - | - | - | - | 1 | - | 2 | 1 | 0 | 7 | 0 | 13 | |
| 68 BULGARIA | - | - | - | - | 0 | - | 0 | - | - | 1 | 1 | 2 | |
| 71 TOTAL STATE TRADING | 1 | - | - | 9 | 33 | 0 | 17 | 3 | 3 | 26 | 15 | 152 | |
| 72 OTHER EUROP. COUNTRIES | - | - | - | - | - | - | - | - | - | - | - | - | |
| 80 NEAR AND MIDDLE EAST | - | - | - | - | - | - | - | - | - | - | - | - | |
| 83 OTHER COUNTRIES | - | - | - | - | - | - | - | - | - | - | - | - | |
| 88 TOTAL THIRD COUNTRIES | 6 | 1 | - | 9 | 84 | 9 | 34 | 4 | 3 | 60 | 183 | 547 | |
| 89 NOT SPECIFIED | - | - | - | - | - | - | - | - | - | - | - | - | |
| 95 ZUSAMMEN-TOTAL A | 344 | 696 | 22 | 9 | 563 | 19 | 217 | 16 | 32 | 91 | 1112 | 4780 | |

EISENBahn - RAILWAY - CHEMIN DE FER 2.1.04:3 (5A)
 GRENZUEBERSCHREITENDER VERKEHR NACH LAND UND GUETERGRUPPE NEDERLAND
 INTERNATIONAL TRAFFIC BY COUNTRY AND GROUP OF GOODS 1983
 TRAFIC INTERNATIONAL PAR PAYS ET GROUPE DE MARCHANDISES 1000 T

| LAND - COUNTRY - PAYS | GUETERGRUPPE - GROUP OF GOODS - GROUPE DE MARCHANDISES | | | | | | | | | | | | |
|---|--|-----|----|----|----|-----|----|-----|----|-----|------|----|-----|
| | 01 | 02 | 03 | 04 | 05 | 06 | 07 | 08 | 09 | 10 | 11 | 12 | 13 |
| B. VERSAND NACH: DISPATCHED TO: EXPEDITIONS VERS: | | | | | | | | | | | | | |
| 01 BR DEUTSCHLAND | - | 2 | 0 | 3 | 2 | 5 | 0 | 6 | 2 | 101 | 2453 | 1 | 140 |
| 02 FRANCE | 18 | 8 | 0 | 0 | 1 | 49 | 29 | 163 | 1 | 62 | 4 | 4 | 39 |
| 03 ITALIA | - | 40 | - | - | 2 | 58 | 1 | - | - | 12 | - | 0 | 18 |
| 04 NEDERLAND | - | - | - | - | - | - | - | - | - | - | - | - | - |
| 05 BELGIQUE/BELGIE | - | - | - | - | 0 | 2 | 1 | 49 | 3 | 3 | 22 | 0 | 3 |
| 06 LUXEMBOURG | - | 0 | - | - | - | - | - | 8 | - | 1 | - | - | 0 |
| 07 UNITED KINGDOM | - | - | - | - | 1 | 0 | - | - | - | 0 | - | - | 22 |
| 08 IRELAND | - | - | - | - | - | - | - | - | - | - | - | 1 | - |
| 09 DANMARK | - | - | - | - | - | - | - | - | - | 0 | - | - | - |
| 10 HELLAS | - | - | 0 | - | - | - | - | - | - | - | - | - | 0 |
| 20 EUR | 18 | 50 | 0 | 3 | 6 | 114 | 31 | 226 | 6 | 178 | 2479 | 5 | 221 |
| 28 NORWAY | - | 0 | - | - | - | - | - | - | - | 0 | - | - | - |
| 30 SWEDEN | - | 0 | - | 0 | 3 | 3 | - | - | - | 0 | 2 | 0 | 2 |
| 32 FINLAND | - | - | - | - | - | - | - | - | - | - | - | - | - |
| 36 SWITZERLAND | 17 | 2 | 0 | 0 | 1 | 37 | 9 | 5 | - | 24 | 7 | 0 | 22 |
| 38 AUSTRIA | - | 0 | 0 | 0 | 0 | 4 | 3 | 0 | - | 11 | 9 | 6 | 3 |
| 40 PORTUGAL | - | - | - | - | - | - | - | - | - | - | - | - | - |
| 42 SPAIN | - | 5 | - | - | - | 0 | - | - | - | - | - | - | 0 |
| 48 YUGOSLAVIA | - | 0 | - | - | 2 | 1 | 1 | - | - | 5 | - | 0 | 3 |
| 52 TURKEY | - | - | 0 | - | - | 6 | - | - | - | - | - | - | - |
| 56 USSR | - | - | - | - | - | - | - | - | - | - | - | - | - |
| 58 GERMAN DR | - | 0 | - | - | 15 | 6 | 1 | - | - | 2 | - | 2 | 1 |
| 60 POLAND | 0 | - | - | - | 2 | 1 | 1 | - | - | 0 | - | 0 | 4 |
| 62 CZECHOSLOVAKIA | - | 1 | - | - | 0 | 0 | 2 | - | - | 2 | - | - | 0 |
| 64 HUNGARY | 0 | 7 | 0 | - | 0 | 4 | 1 | - | - | 1 | - | 3 | 5 |
| 66 RUMANIA | - | - | - | - | 2 | 0 | 1 | - | - | 1 | - | 3 | 18 |
| 68 BULGARIA | 0 | 0 | - | - | 5 | 1 | 1 | - | - | 0 | - | 1 | 7 |
| 71 TOTAL STATE TRADING | 0 | 8 | 0 | - | 26 | 14 | 7 | - | - | 9 | - | 9 | 39 |
| 72 OTHER EUROP. COUNTRIES | - | - | - | - | - | - | - | - | - | - | - | - | - |
| 80 NEAR AND MIDDLE EAST | - | - | - | - | - | - | - | - | - | - | - | - | - |
| 83 OTHER COUNTRIES | - | - | - | - | - | - | - | - | - | - | - | - | - |
| 88 TOTAL THIRD COUNTRIES | 17 | 15 | 0 | 0 | 30 | 64 | 19 | 6 | - | 45 | 18 | 16 | 66 |
| 89 NOT SPECIFIED | - | - | - | - | - | - | - | - | - | - | - | - | - |
| 95 ZUSAMMEN-TOTAL B | 35 | 65 | 0 | 4 | 36 | 178 | 50 | 232 | 6 | 223 | 2497 | 21 | 287 |
| 97 INSGESAMT-TOTAL A+B | 280 | 168 | 0 | 24 | 54 | 289 | 78 | 956 | 6 | 363 | 2505 | 56 | 513 |

EISENBahn - RAILWAY - CHEMIN DE FER 2.1.04:4 (5A)
 GRENZUEBERSCHREITENDER VERKEHR NACH LAND UND GUETERGRUPPE NEDERLAND
 INTERNATIONAL TRAFFIC BY COUNTRY AND GROUP OF GOODS 1983
 TRAFIC INTERNATIONAL PAR PAYS ET GROUPE DE MARCHANDISES 1000 T

| LAND - COUNTRY - PAYS | GUETERGRUPPE - GROUP OF GOODS - GROUPE DE MARCHANDISES | | | | | | | | | | | | |
|---|--|-----|-----|----|------|----|-----|----|----|-----|------|-------|--|
| | 14 | 15 | 16 | 17 | 18 | 19 | 20 | 21 | 22 | 23 | 24 | 01-24 | |
| B. VERSAND NACH: DISPATCHED TO: EXPEDITIONS VERS: | | | | | | | | | | | | | |
| 01 BR DEUTSCHLAND | 3 | 3 | 17 | 16 | 466 | 17 | 20 | 0 | 0 | 2 | 153 | 3413 | |
| 02 FRANCE | 1 | 12 | 455 | 2 | 212 | 1 | 10 | 0 | 0 | 4 | 44 | 1115 | |
| 03 ITALIA | 0 | 20 | - | 1 | 46 | 2 | 13 | 0 | 0 | 2 | 384 | 601 | |
| 04 NEDERLAND | - | - | - | - | - | - | - | - | - | - | - | - | |
| 05 BELGIQUE/BELGIE | 0 | 191 | 64 | 0 | 140 | - | 2 | - | 0 | 0 | 266 | 745 | |
| 06 LUXEMBOURG | - | - | 0 | - | 0 | - | - | - | - | 0 | 0 | 10 | |
| 07 UNITED KINGDOM | - | - | - | - | 6 | - | - | - | - | 0 | 0 | 28 | |
| 08 IRELAND | - | - | - | - | - | - | - | - | - | - | - | - | |
| 09 DANMARK | - | 0 | - | - | 3 | - | 5 | 0 | 0 | 0 | 5 | 14 | |
| 10 HELLAS | 0 | - | - | - | 0 | - | 3 | - | 0 | 0 | 1 | 4 | |
| 20 EUR | 4 | 227 | 537 | 19 | 872 | 20 | 53 | 1 | 1 | 7 | 853 | 5930 | |
| 28 NORWAY | - | - | - | - | 0 | - | 0 | - | - | 0 | 0 | 1 | |
| 30 SWEDEN | 1 | 0 | - | 0 | 22 | - | 8 | 0 | 0 | 1 | 6 | 48 | |
| 32 FINLAND | - | - | - | - | 0 | - | - | - | - | 0 | 0 | 0 | |
| 36 SWITZERLAND | 0 | 10 | 3 | 1 | 117 | 2 | 18 | 0 | - | 8 | 153 | 439 | |
| 38 AUSTRIA | 0 | 8 | 0 | 0 | 57 | 1 | 80 | 0 | 0 | 0 | 24 | 208 | |
| 40 PORTUGAL | - | - | - | - | - | - | 2 | - | - | - | - | 2 | |
| 42 SPAIN | - | - | - | - | 0 | - | 4 | - | - | 1 | 1 | 11 | |
| 48 YUGOSLAVIA | 0 | 3 | - | 0 | 17 | - | 1 | 0 | 0 | 0 | 3 | 37 | |
| 52 TURKEY | - | - | - | - | 0 | - | 0 | 0 | 0 | 0 | 0 | 6 | |
| 56 USSR | - | - | - | - | - | - | - | - | - | - | - | - | |
| 58 GERMAN DR | 0 | 1 | - | - | 28 | - | 1 | 0 | - | 5 | 1 | 64 | |
| 60 POLAND | 0 | - | 0 | - | 15 | - | 0 | 0 | - | 7 | 8 | 38 | |
| 62 CZECHOSLOVAKIA | - | 7 | - | 0 | 11 | - | 0 | 0 | - | 0 | 1 | 23 | |
| 64 HUNGARY | 0 | 2 | 0 | 0 | 14 | - | 1 | 0 | - | 2 | 2 | 43 | |
| 66 RUMANIA | - | 0 | - | - | 15 | - | 0 | 0 | - | 0 | 1 | 26 | |
| 68 BULGARIA | - | 0 | - | - | 9 | 0 | 0 | 0 | - | 0 | 1 | 26 | |
| 71 TOTAL STATE TRADING | 1 | 13 | 0 | 1 | 109 | 0 | 4 | 1 | - | 15 | 17 | 274 | |
| 72 OTHER EUROP. COUNTRIES | - | - | - | - | - | - | - | - | - | - | - | - | |
| 80 NEAR AND MIDDLE EAST | - | - | - | - | - | - | - | - | - | - | - | - | |
| 83 OTHER COUNTRIES | - | - | - | - | - | - | - | - | - | - | - | - | |
| 88 TOTAL THIRD COUNTRIES | 2 | 31 | 3 | 2 | 305 | 3 | 115 | 2 | 0 | 26 | 201 | 987 | |
| 89 NOT SPECIFIED | - | - | - | - | - | - | - | - | - | - | - | - | |
| 95 ZUSAMMEN-TOTAL B | 7 | 258 | 540 | 21 | 1178 | 22 | 168 | 2 | 1 | 33 | 1053 | 6917 | |
| 97 INSGESAMT-TOTAL A+B | 351 | 954 | 562 | 30 | 1741 | 41 | 385 | 18 | 33 | 124 | 2166 | 11697 | |

EISENBAHN - RAILWAY - CHEMIN DE FER
 GRENZUEBERSCHREITENDER VERKEHR NACH LAND UND GUETERGRUPPE
 INTERNATIONAL TRAFFIC BY COUNTRY AND GROUP OF GOODS
 TRAFIC INTERNATIONAL PAR PAYS ET GROUPE DE MARCHANDISES

2.1.05:1 (5A)
 BELGIQUE/BELGIE
 1983
 1000 T

| LAND - COUNTRY - PAYS | GUETERGRUPPE | | | GROUP OF GOODS | | | GROUPE DE MARCHANDISES | | | | | | |
|---|--------------|----|----|----------------|----|-----|------------------------|------|----|----|-----|----|------|
| | 01 | 02 | 03 | 04 | 05 | 06 | 07 | 08 | 09 | 10 | 11 | 12 | 13 |
| A. EMPFANG AUS: RECEIVED FROM: RECEPTIONS DE: | | | | | | | | | | | | | |
| 01 BR DEUTSCHLAND | 17 | 2 | - | 1 | 8 | 15 | 0 | 1168 | - | 23 | 57 | 9 | 547 |
| 02 FRANCE | 1427 | 2 | - | 37 | 5 | 682 | 110 | 91 | - | 0 | 495 | 84 | 1756 |
| 03 ITALIA | 0 | 33 | - | - | 0 | 7 | 0 | - | - | 0 | 0 | 2 | 36 |
| 04 NEDERLAND | - | - | - | - | 0 | 1 | 2 | 49 | 3 | 5 | 25 | 0 | 1 |
| 05 BELGIQUE/BELGIE | - | - | - | - | - | - | - | - | - | - | - | - | - |
| 06 LUXEMBOURG | - | 0 | - | 1 | 0 | 1 | - | - | - | 0 | - | - | 651 |
| 07 UNITED KINGDOM | - | - | - | 0 | 0 | 0 | - | - | - | - | - | 2 | 23 |
| 08 IRELAND | - | - | - | - | - | - | - | - | - | - | - | - | - |
| 09 DANMARK | - | 0 | - | - | 0 | 0 | - | - | - | - | - | - | - |
| 10 HELLAS | - | - | - | - | - | - | - | - | - | - | - | - | - |
| 20 EUR | 1444 | 38 | - | 39 | 14 | 705 | 111 | 1308 | 3 | 28 | 578 | 98 | 3013 |
| 28 NORWAY | - | - | - | - | 0 | - | - | - | - | - | - | - | 0 |
| 30 SWEDEN | - | 0 | - | 3 | - | - | - | 0 | - | - | 0 | - | 2 |
| 32 FINLAND | - | - | - | - | - | - | - | - | - | - | - | - | - |
| 36 SWITZERLAND | 0 | 3 | - | 0 | 1 | 22 | 0 | - | - | 0 | 0 | 1 | 1 |
| 38 AUSTRIA | - | 0 | 0 | 0 | 0 | 2 | - | - | - | 0 | - | - | 2 |
| 40 PORTUGAL | - | - | 0 | 0 | 0 | - | - | - | - | - | - | - | - |
| 42 SPAIN | - | 54 | - | 0 | 0 | 0 | - | - | - | - | - | - | 14 |
| 48 YUGOSLAVIA | - | - | - | - | 0 | 0 | 0 | - | - | 0 | - | - | 0 |
| 52 TURKEY | - | - | - | - | - | - | - | - | - | - | - | - | - |
| 56 USSR | - | - | - | - | - | - | - | - | - | - | - | - | - |
| 58 GERMAN DR | - | - | - | - | 2 | 0 | - | 5 | - | 9 | - | - | 39 |
| 60 POLAND | - | - | 0 | 1 | 1 | 0 | 0 | 0 | 0 | - | - | - | 1 |
| 62 CZECHOSLOVAKIA | - | - | - | - | 0 | 0 | 0 | 0 | - | 3 | - | - | 3 |
| 64 HUNGARY | - | 0 | 0 | 1 | 1 | 0 | - | - | - | 0 | - | - | 0 |
| 66 RUMANIA | - | - | - | 0 | 0 | 0 | - | - | - | 0 | - | - | 0 |
| 68 BULGARIA | - | - | - | - | 0 | - | - | - | - | - | - | - | - |
| 71 TOTAL STATE TRADING | - | 0 | 0 | 1 | 4 | - | 0 | 5 | 0 | 12 | - | - | 43 |
| 72 OTHER EUROP. COUNTRIES | - | - | - | - | - | - | - | - | - | - | - | - | - |
| 80 NEAR AND MIDDLE EAST | - | - | - | - | - | - | - | - | - | - | - | - | - |
| 83 OTHER COUNTRIES | - | - | - | - | - | - | - | - | - | - | - | - | - |
| 88 TOTAL THIRD COUNTRIES | 0 | 57 | 1 | 4 | 5 | 26 | 0 | 5 | 0 | 13 | 0 | 1 | 63 |
| 89 NOT SPECIFIED | - | - | - | - | - | - | - | - | - | - | - | - | - |
| 95 ZUSAMMEN-TOTAL A | 1444 | 95 | 1 | 43 | 19 | 731 | 112 | 1313 | 3 | 41 | 578 | 99 | 3077 |

EISENBAHN - RAILWAY - CHEMIN DE FER
 GRENZUEBERSCHREITENDER VERKEHR NACH LAND UND GUETERGRUPPE
 INTERNATIONAL TRAFFIC BY COUNTRY AND GROUP OF GOODS
 TRAFIC INTERNATIONAL PAR PAYS ET GROUPE DE MARCHANDISES

2.1.05:2 (5A)
 BELGIQUE/BELGIE
 1983
 1000 T

| LAND - COUNTRY - PAYS | GUETERGRUPPE | | | GROUP OF GOODS | | | GROUPE DE MARCHANDISES | | | | | |
|---|--------------|-----|-----|----------------|-----|----|------------------------|----|----|----|------|-------|
| | 14 | 15 | 16 | 17 | 18 | 19 | 20 | 21 | 22 | 23 | 24 | 01-24 |
| A. EMPFANG AUS: RECEIVED FROM: RECEPTIONS DE: | | | | | | | | | | | | |
| 01 BR DEUTSCHLAND | 8 | 15 | 30 | 2 | 241 | 0 | 553 | 5 | 0 | 27 | 159 | 2888 |
| 02 FRANCE | 4 | 122 | 4 | 1 | 522 | 0 | 162 | 16 | 9 | 11 | 105 | 5644 |
| 03 ITALIA | 0 | 3 | - | - | 1 | - | 61 | 1 | 3 | 3 | 567 | 718 |
| 04 NEDERLAND | 0 | 185 | 77 | 0 | 127 | - | 4 | 0 | 0 | 0 | 251 | 731 |
| 05 BELGIQUE/BELGIE | - | - | - | - | - | - | - | - | - | - | - | - |
| 06 LUXEMBOURG | 0 | - | 47 | - | - | - | 0 | 1 | - | 0 | 1 | 702 |
| 07 UNITED KINGDOM | - | - | 1 | - | 2 | - | - | - | - | 0 | 0 | 29 |
| 08 IRELAND | - | - | - | - | 0 | - | 0 | - | - | - | - | - |
| 09 DANMARK | - | - | - | - | - | - | 0 | - | 0 | - | 38 | 38 |
| 10 HELLAS | - | - | - | - | - | - | 0 | - | - | - | - | 0 |
| 20 EUR | 12 | 326 | 158 | 3 | 894 | 0 | 781 | 23 | 13 | 41 | 1120 | 10750 |
| 28 NORWAY | - | - | - | - | 0 | - | 0 | - | - | - | 0 | 0 |
| 30 SWEDEN | - | 0 | - | - | 4 | 0 | 1 | - | - | 5 | 55 | 71 |
| 32 FINLAND | - | - | - | - | - | - | - | - | - | - | - | - |
| 36 SWITZERLAND | 0 | 2 | - | - | 12 | - | 13 | 2 | 3 | 12 | 53 | 126 |
| 38 AUSTRIA | 1 | 0 | 0 | 0 | 5 | 1 | 9 | 2 | 2 | 8 | 43 | 76 |
| 40 PORTUGAL | - | - | - | - | - | - | 0 | - | - | - | - | 0 |
| 42 SPAIN | - | 0 | - | - | 0 | - | 17 | - | 0 | 1 | 58 | 145 |
| 48 YUGOSLAVIA | 0 | - | - | 1 | 1 | - | 3 | 0 | 0 | 2 | 1 | 8 |
| 52 TURKEY | - | - | - | - | - | - | - | - | - | - | - | - |
| 56 USSR | - | - | - | - | - | - | - | - | - | - | - | - |
| 58 GERMAN DR | 0 | - | - | - | 34 | - | 2 | 0 | 1 | 3 | 1 | 95 |
| 60 POLAND | - | 0 | - | - | 8 | - | 1 | 0 | 1 | 0 | 0 | 14 |
| 62 CZECHOSLOVAKIA | 1 | 1 | - | - | 5 | - | 4 | 0 | 2 | 7 | 0 | 28 |
| 64 HUNGARY | 0 | - | - | - | 2 | - | 1 | 0 | 0 | 1 | 3 | 9 |
| 66 RUMANIA | - | - | - | - | 0 | - | 1 | 1 | - | 10 | 0 | 14 |
| 68 BULGARIA | - | - | - | 0 | 0 | - | 0 | - | - | 0 | 0 | 1 |
| 71 TOTAL STATE TRADING | 1 | 1 | - | 1 | 50 | - | 12 | 2 | 4 | 25 | 6 | 169 |
| 72 OTHER EUROP. COUNTRIES | - | - | - | - | - | - | - | - | - | - | - | - |
| 80 NEAR AND MIDDLE EAST | - | - | - | - | - | - | - | - | - | - | - | - |
| 83 OTHER COUNTRIES | - | - | - | - | - | - | - | - | - | - | 0 | 0 |
| 88 TOTAL THIRD COUNTRIES | 2 | 3 | - | 1 | 71 | 1 | 52 | 7 | 9 | 49 | 216 | 588 |
| 89 NOT SPECIFIED | - | - | - | - | - | - | - | - | - | - | - | - |
| 95 ZUSAMMEN-TOTAL A | 14 | 329 | 158 | 4 | 966 | 2 | 833 | 30 | 22 | 91 | 1336 | 11338 |

EISENBAHN - RAILWAY - CHEMIN DE FER
 GRENZUEBERSCHREITENDER VERKEHR NACH LAND UND GUETERGRUPPE
 INTERNATIONAL TRAFFIC BY COUNTRY AND GROUP OF GOODS
 TRAFIC INTERNATIONAL PAR PAYS ET GROUPE DE MARCHANDISES

2.1.05:3 (5A)
 BELGIQUE/BELGIE
 1983
 1000 T

| LAND - COUNTRY - PAYS | GUETERGRUPPE | | | | GROUP OF GOODS | | | | GROUPE DE MARCHANDISES | | | | |
|---|--------------|-----|----|----|----------------|------|-----|------|------------------------|------|------|-----|------|
| | 01 | 02 | 03 | 04 | 05 | 06 | 07 | 08 | 09 | 10 | 11 | 12 | 13 |
| B. VERSAND NACH: DISPATCHED TO: EXPEDITIONS VERS: | | | | | | | | | | | | | |
| 01 BR DEUTSCHLAND | 5 | 4 | - | 17 | 1 | 9 | 0 | 103 | - | 23 | 4 | 2 | 924 |
| 02 FRANCE | 302 | 8 | 2 | 12 | 1 | 262 | 12 | 297 | 0 | 529 | 456 | 5 | 1570 |
| 03 ITALIA | 2 | 3 | 0 | 5 | 2 | 3 | 0 | 1 | - | 4 | 0 | - | 361 |
| 04 NEDERLAND | 0 | 2 | - | - | - | 7 | - | 0 | - | 15 | 0 | 348 | 7 |
| 05 BELGIQUE/BELGIE | - | - | - | - | - | - | - | - | - | - | - | - | - |
| 06 LUXEMBOURG | - | - | - | 0 | - | - | - | 226 | - | 620 | 965 | 2 | 63 |
| 07 UNITED KINGDOM | 1 | - | - | 2 | 0 | - | - | - | - | 0 | 0 | - | 22 |
| 08 IRELAND | - | - | - | - | - | - | - | - | - | - | - | - | - |
| 09 DANMARK | - | 0 | - | - | - | 0 | 0 | - | - | - | - | 1 | 4 |
| 10 HELLAS | - | - | - | - | - | - | - | - | - | - | - | - | 0 |
| 20 EUR | 310 | 17 | 2 | 37 | 4 | 281 | 13 | 627 | 0 | 1190 | 1426 | 358 | 2931 |
| 28 NORWAY | - | - | - | - | - | - | - | - | - | - | - | - | 5 |
| 30 SWEDEN | - | - | - | - | - | - | - | - | - | 0 | - | - | 3 |
| 32 FINLAND | - | - | - | - | - | - | - | - | - | - | - | - | - |
| 36 SWITZERLAND | 2 | 50 | - | 1 | 2 | 12 | 1 | 1 | - | 1214 | 0 | 0 | 48 |
| 38 AUSTRIA | - | 10 | - | 1 | 0 | 17 | 0 | 5 | - | 4 | - | 1 | 10 |
| 40 PORTUGAL | - | - | - | 0 | 0 | - | - | - | - | - | - | - | - |
| 42 SPAIN | - | - | 0 | - | - | 3 | - | - | - | - | - | - | 2 |
| 48 YUGOSLAVIA | - | 0 | - | - | 1 | 0 | 1 | 0 | - | 1 | - | 0 | 1 |
| 52 TURKEY | - | - | - | - | - | - | - | - | - | - | - | - | - |
| 56 USSR | - | - | - | - | - | - | - | - | - | - | - | - | - |
| 58 GERMAN DR | - | - | - | - | 4 | - | - | - | - | 0 | 29 | 1 | 3 |
| 60 POLAND | - | - | - | - | 1 | - | 1 | - | - | 1 | - | 0 | 2 |
| 62 CZECHOSLOVAKIA | - | 1 | 0 | - | 1 | 0 | 0 | 0 | - | - | - | 1 | 0 |
| 64 HUNGARY | - | - | 0 | - | 1 | 0 | 0 | - | - | 0 | - | 1 | 3 |
| 66 RUMANIA | - | - | - | - | 3 | 1 | - | - | - | - | - | 1 | 2 |
| 68 BULGARIA | - | - | - | - | 1 | 2 | 1 | - | - | - | - | - | 5 |
| 71 TOTAL STATE TRADING | - | 1 | 0 | - | 11 | 3 | 2 | 0 | - | 2 | 29 | 5 | 16 |
| 72 OTHER EUROP. COUNTRIES | - | - | - | - | - | - | - | - | - | - | - | - | - |
| 80 NEAR AND MIDDLE EAST | - | - | - | - | - | - | - | - | - | - | - | - | - |
| 83 OTHER COUNTRIES | - | - | 0 | 0 | - | - | - | - | - | - | - | - | - |
| 88 TOTAL THIRD COUNTRIES | 2 | 60 | 0 | 3 | 13 | 36 | 2 | 6 | - | 1221 | 30 | 5 | 83 |
| 89 NOT SPECIFIED | - | - | - | - | - | - | - | - | - | - | - | - | - |
| 95 ZUSAMMEN-TOTAL B | 312 | 77 | 2 | 39 | 18 | 317 | 15 | 633 | 0 | 2411 | 1455 | 364 | 3014 |
| 97 INSGESAMT-TOTAL A+B | 1756 | 172 | 2 | 83 | 37 | 1048 | 127 | 1947 | 3 | 2452 | 2033 | 463 | 6090 |

EISENBAHN - RAILWAY - CHEMIN DE FER
 GRENZUEBERSCHREITENDER VERKEHR NACH LAND UND GUETERGRUPPE
 INTERNATIONAL TRAFFIC BY COUNTRY AND GROUP OF GOODS
 TRAFIC INTERNATIONAL PAR PAYS ET GROUPE DE MARCHANDISES

2.1.05:4 (5A)
 BELGIQUE/BELGIE
 1983
 1000 T

| LAND - COUNTRY - PAYS | GUETERGRUPPE | | | | GROUP OF GOODS | | | | GROUPE DE MARCHANDISES | | | | |
|---|--------------|------|-----|----|----------------|----|------|----|------------------------|-----|------|-------|--|
| | 14 | 15 | 16 | 17 | 18 | 19 | 20 | 21 | 22 | 23 | 24 | 01-24 | |
| B. VERSAND NACH: DISPATCHED TO: EXPEDITIONS VERS: | | | | | | | | | | | | | |
| 01 BR DEUTSCHLAND | 63 | 59 | 93 | 5 | 330 | 3 | 175 | 0 | 4 | 3 | 395 | 2221 | |
| 02 FRANCE | 1 | 90 | 606 | 6 | 278 | 50 | 57 | 1 | 38 | 13 | 198 | 4794 | |
| 03 ITALIA | 2 | 7 | 1 | - | 56 | 2 | 75 | 2 | 14 | 1 | 707 | 1226 | |
| 04 NEDERLAND | 281 | 834 | 0 | - | 109 | 9 | 11 | 0 | 27 | 0 | 370 | 2021 | |
| 05 BELGIQUE/BELGIE | - | - | - | - | - | - | - | - | - | - | - | - | |
| 06 LUXEMBOURG | 303 | 22 | 12 | 0 | 2 | - | 0 | 0 | 0 | - | 0 | 2216 | |
| 07 UNITED KINGDOM | - | 0 | 25 | 0 | 4 | - | 1 | 0 | - | 3 | 0 | 59 | |
| 08 IRELAND | - | - | - | - | - | - | - | - | - | - | - | - | |
| 09 DANMARK | - | 3 | - | - | 8 | - | 11 | 0 | 2 | - | 9 | 39 | |
| 10 HELLAS | - | - | - | - | 0 | - | 6 | - | 1 | - | 0 | 7 | |
| 20 EUR | 649 | 1016 | 737 | 11 | 787 | 64 | 336 | 4 | 86 | 20 | 1678 | 12583 | |
| 28 NORWAY | - | - | - | - | 0 | - | 0 | 0 | 3 | - | - | 7 | |
| 30 SWEDEN | 2 | 3 | 0 | - | 13 | - | 3 | 1 | 2 | 0 | 48 | 75 | |
| 32 FINLAND | - | - | - | - | - | - | - | - | - | - | - | - | |
| 36 SWITZERLAND | 0 | 3 | 8 | 0 | 45 | 5 | 30 | 1 | 11 | 1 | 76 | 1510 | |
| 38 AUSTRIA | - | 13 | 0 | 0 | 13 | 14 | 19 | 0 | 1 | 0 | 34 | 144 | |
| 40 PORTUGAL | - | - | - | - | 0 | - | 1 | - | 0 | 0 | 0 | 1 | |
| 42 SPAIN | 0 | - | - | - | 0 | - | 1 | - | 1 | 0 | 45 | 55 | |
| 48 YUGOSLAVIA | 0 | 0 | 0 | 0 | 12 | - | 3 | 1 | 0 | 1 | 1 | 23 | |
| 52 TURKEY | - | - | 0 | - | - | - | 0 | - | - | 0 | 0 | 0 | |
| 56 USSR | - | - | - | - | - | - | - | - | - | - | - | - | |
| 58 GERMAN DR | 0 | 0 | - | - | 9 | - | 2 | 0 | 4 | 8 | 0 | 61 | |
| 60 POLAND | 0 | 1 | - | 0 | 14 | - | 0 | 1 | 1 | 2 | 1 | 24 | |
| 62 CZECHOSLOVAKIA | - | 0 | - | 0 | 18 | - | 1 | 0 | 0 | 0 | 0 | 23 | |
| 64 HUNGARY | - | - | 0 | - | 19 | - | 0 | 0 | 0 | 1 | 1 | 28 | |
| 66 RUMANIA | 2 | 0 | - | - | 5 | - | 2 | - | - | 0 | 0 | 16 | |
| 68 BULGARIA | - | 0 | - | - | 10 | 0 | 0 | 0 | 1 | 3 | 0 | 22 | |
| 71 TOTAL STATE TRADING | - | 2 | 0 | 0 | 87 | 0 | 9 | 2 | 6 | 16 | 3 | 197 | |
| 72 OTHER EUROP. COUNTRIES | - | - | - | - | - | - | - | - | - | - | - | - | |
| 80 NEAR AND MIDDLE EAST | - | - | - | - | - | - | - | - | - | - | - | - | |
| 83 OTHER COUNTRIES | - | - | - | - | 0 | - | 0 | - | - | 0 | 2 | 3 | |
| 88 TOTAL THIRD COUNTRIES | 5 | 20 | 9 | 0 | 160 | 19 | 63 | 4 | 24 | 17 | 210 | 1992 | |
| 89 NOT SPECIFIED | - | - | - | - | - | - | - | - | - | - | - | - | |
| 95 ZUSAMMEN-TOTAL B | 654 | 1036 | 745 | 12 | 946 | 82 | 399 | 8 | 110 | 37 | 1888 | 14576 | |
| 97 INSGESAMT-TOTAL A+B | 668 | 1365 | 903 | 16 | 1912 | 84 | 1232 | 37 | 132 | 127 | 3224 | 25914 | |

EISENBahn - RAILWAY - CHEMIN DE FER
 GRENZUEBERSCHREITENDER VERKEHR NACH LAND UND GUETERGRUPPE
 INTERNATIONAL TRAFFIC BY COUNTRY AND GROUP OF GOODS
 TRAFIC INTERNATIONAL PAR PAYS ET GROUPE DE MARCHANDISES

2.1.06:1 (5A)
 LUXEMBOURG
 1983
 1000 T

| LAND - COUNTRY - PAYS | GUETERGRUPPE | | | GROUP OF GOODS | | | GROUPE DE MARCHANDISES | | | | | | |
|---|--------------|----|----|----------------|----|----|------------------------|------|----|-----|-----|----|-----|
| | 01 | 02 | 03 | 04 | 05 | 06 | 07 | 08 | 09 | 10 | 11 | 12 | 13 |
| A. EMPFANG AUS: RECEIVED FROM: RECEPTIONS DE: | | | | | | | | | | | | | |
| 01 BR DEUTSCHLAND | 1 | 0 | - | 2 | - | 0 | - | 1443 | 0 | 28 | 32 | 0 | 50 |
| 02 FRANCE | 15 | 0 | - | 1 | 0 | 2 | 0 | 48 | - | 0 | 7 | - | 46 |
| 03 ITALIA | - | 1 | - | - | 0 | 0 | - | - | - | - | - | - | - |
| 04 NEDERLAND | - | 0 | - | - | - | - | - | 8 | - | - | - | - | 0 |
| 05 BELGIQUE/BELGIE | - | - | - | 0 | - | - | - | 223 | - | 597 | 956 | 2 | 63 |
| 06 LUXEMBOURG | - | - | - | - | - | - | - | - | - | - | - | - | - |
| 07 UNITED KINGDOM | - | - | - | - | - | - | - | - | - | - | - | - | - |
| 08 IRELAND | - | - | - | - | - | - | - | - | - | - | - | - | - |
| 09 DANMARK | - | - | - | - | - | - | - | - | - | - | - | - | 0 |
| 10 HELLAS | - | - | - | - | - | - | - | - | - | - | - | - | - |
| 20 EUR | 15 | 1 | - | 3 | 0 | 2 | 0 | 1723 | 0 | 625 | 996 | 2 | 160 |
| 28 NORWAY | - | - | - | - | - | - | - | - | - | - | - | - | - |
| 30 SWEDEN | - | - | - | - | - | - | - | - | - | - | - | - | 0 |
| 32 FINLAND | - | - | - | - | - | - | - | - | - | - | - | - | - |
| 36 SWITZERLAND | - | 2 | - | - | - | - | - | - | - | - | 0 | - | 0 |
| 38 AUSTRIA | - | - | - | - | - | - | - | - | - | - | - | - | - |
| 40 PORTUGAL | - | - | - | - | - | - | - | - | - | - | - | - | - |
| 42 SPAIN | - | 0 | - | 0 | - | - | - | - | - | - | - | - | - |
| 48 YUGOSLAVIA | - | - | - | - | - | - | - | - | - | - | - | - | 0 |
| 52 TURKEY | - | - | - | - | - | - | - | - | - | - | - | - | - |
| 56 USSR | - | - | - | - | - | - | - | - | - | - | - | - | - |
| 58 GERMAN DR | - | - | - | - | - | - | - | - | - | - | - | - | 0 |
| 60 POLAND | - | - | - | - | 0 | - | - | - | - | - | - | - | 0 |
| 62 CZECHOSLOVAKIA | - | - | - | - | - | - | - | - | - | - | - | - | 0 |
| 64 HUNGARY | - | - | - | - | - | - | - | - | - | - | - | - | - |
| 66 RUMANIA | - | - | - | - | - | - | - | - | - | - | - | - | - |
| 68 BULGARIA | - | - | - | - | - | - | - | - | - | - | - | - | - |
| 71 TOTAL STATE TRADING | - | - | - | - | 0 | - | - | - | - | - | - | - | 1 |
| 72 OTHER EUROP. COUNTRIES | - | - | - | - | - | - | - | - | - | - | - | - | - |
| 80 NEAR AND MIDDLE EAST | - | - | - | - | - | - | - | - | - | - | - | - | - |
| 83 OTHER COUNTRIES | - | - | - | - | - | - | - | - | - | - | - | - | - |
| 88 TOTAL THIRD COUNTRIES | - | 2 | - | 0 | 0 | - | - | - | - | - | 0 | - | 1 |
| 89 NOT SPECIFIED | - | - | - | - | - | - | - | - | - | - | - | - | - |
| 95 ZUSAMMEN-TOTAL A | 15 | 4 | - | 3 | 1 | 2 | 0 | 1723 | 0 | 625 | 996 | 2 | 161 |

EISENBahn - RAILWAY - CHEMIN DE FER
 GRENZUEBERSCHREITENDER VERKEHR NACH LAND UND GUETERGRUPPE
 INTERNATIONAL TRAFFIC BY COUNTRY AND GROUP OF GOODS
 TRAFIC INTERNATIONAL PAR PAYS ET GROUPE DE MARCHANDISES

2.1.06:2 (5A)
 LUXEMBOURG
 1983
 1000 T

| LAND - COUNTRY - PAYS | GUETERGRUPPE | | | GROUP OF GOODS | | | GROUPE DE MARCHANDISES | | | | | |
|---|--------------|----|----|----------------|----|----|------------------------|----|----|----|----|-------|
| | 14 | 15 | 16 | 17 | 18 | 19 | 20 | 21 | 22 | 23 | 24 | 01-24 |
| A. EMPFANG AUS: RECEIVED FROM: RECEPTIONS DE: | | | | | | | | | | | | |
| 01 BR DEUTSCHLAND | 2 | 21 | 20 | - | 2 | - | 3 | 1 | 0 | 0 | 6 | 1611 |
| 02 FRANCE | 6 | 13 | 28 | 0 | 2 | - | 1 | 2 | - | 2 | 23 | 196 |
| 03 ITALIA | - | 0 | - | - | 1 | - | 0 | 0 | - | 0 | 0 | 2 |
| 04 NEDERLAND | - | - | 0 | - | 0 | - | - | - | - | - | 0 | 9 |
| 05 BELGIQUE/BELGIE | 302 | 22 | 13 | 0 | 2 | - | 0 | 0 | 0 | 0 | 4 | 2184 |
| 06 LUXEMBOURG | - | - | - | - | - | - | - | - | - | - | - | - |
| 07 UNITED KINGDOM | - | - | - | - | - | - | - | - | - | - | 0 | 0 |
| 08 IRELAND | - | - | - | - | - | - | - | - | - | - | - | - |
| 09 DANMARK | - | - | - | - | - | - | 0 | - | - | - | 0 | 0 |
| 10 HELLAS | - | - | - | - | - | - | - | - | - | - | - | - |
| 20 EUR | 309 | 56 | 61 | 0 | 6 | - | 4 | 2 | 0 | 3 | 33 | 4003 |
| 28 NORWAY | - | - | - | - | - | - | - | - | - | - | - | - |
| 30 SWEDEN | 0 | - | - | - | - | - | 0 | 0 | - | 0 | 0 | 0 |
| 32 FINLAND | - | - | - | - | - | - | - | - | - | - | - | - |
| 36 SWITZERLAND | - | - | - | - | 0 | - | 0 | - | - | - | 3 | 5 |
| 38 AUSTRIA | - | - | - | - | - | - | - | 0 | - | - | 0 | 0 |
| 40 PORTUGAL | - | - | - | - | - | - | - | - | - | - | - | - |
| 42 SPAIN | - | - | - | - | - | - | - | - | - | 0 | - | 0 |
| 48 YUGOSLAVIA | 0 | 0 | - | - | - | - | 0 | - | - | 0 | 0 | 0 |
| 52 TURKEY | - | - | - | - | - | - | - | - | - | - | - | - |
| 56 USSR | - | - | - | - | - | - | - | - | - | - | - | - |
| 58 GERMAN DR | - | - | - | - | 0 | - | - | 0 | 0 | 0 | - | 1 |
| 60 POLAND | - | - | - | - | 0 | - | - | 0 | 0 | 0 | 0 | 0 |
| 62 CZECHOSLOVAKIA | - | - | - | - | - | - | 0 | 0 | 0 | 0 | - | 0 |
| 64 HUNGARY | - | - | - | - | - | - | 0 | - | - | - | - | 0 |
| 66 RUMANIA | - | - | - | - | - | - | 0 | - | - | - | - | 0 |
| 68 BULGARIA | - | - | - | - | - | - | - | - | - | - | - | - |
| 71 TOTAL STATE TRADING | 0 | 0 | - | - | 0 | - | 0 | 0 | 0 | 0 | 0 | 1 |
| 72 OTHER EUROP. COUNTRIES | - | - | - | - | - | - | - | - | - | - | - | - |
| 80 NEAR AND MIDDLE EAST | - | - | - | - | - | - | - | - | - | - | - | - |
| 83 OTHER COUNTRIES | - | - | - | - | - | - | - | - | - | - | - | - |
| 88 TOTAL THIRD COUNTRIES | 0 | 0 | - | - | 0 | - | 0 | 0 | 0 | 0 | 3 | 7 |
| 89 NOT SPECIFIED | - | - | - | - | - | - | - | - | - | - | - | - |
| 95 ZUSAMMEN-TOTAL A | 309 | 56 | 61 | 0 | 6 | - | 5 | 2 | 0 | 3 | 36 | 4010 |

EISENBahn - RAILWAY - CHEMIN DE FER
 GRENZUEBERSCHREITENDER VERKEHR NACH LAND UND GUETERGRUPPE
 INTERNATIONAL TRAFFIC BY COUNTRY AND GROUP OF GOODS
 TRAFIC INTERNATIONAL PAR PAYS ET GROUPE DE MARCHANDISES

2.1.06:3 (5A)
 LUXEMBOURG
 1983
 1000 T

| LAND - COUNTRY - PAYS | GUETERGRUPPE | | | GROUP OF GOODS | | | | GROUPE DE MARCHANDISES | | | | | |
|---|--------------|----|----|----------------|----|----|----|------------------------|----|-----|------|----|------|
| | 01 | 02 | 03 | 04 | 05 | 06 | 07 | 08 | 09 | 10 | 11 | 12 | 13 |
| B. VERSAND NACH: DISPATCHED TO: EXPEDITIONS VERS: | | | | | | | | | | | | | |
| 01 BR DEUTSCHLAND | - | 0 | - | 2 | 0 | - | - | 0 | - | - | 6 | 0 | 614 |
| 02 FRANCE | - | - | - | 2 | - | 1 | - | - | - | - | 1 | - | 339 |
| 03 ITALIA | - | - | - | 8 | - | 0 | - | - | - | - | - | - | 37 |
| 04 NEDERLAND | - | - | - | - | - | - | - | - | - | - | - | - | 83 |
| 05 BELGIQUE/BELGIE | - | - | - | 2 | 0 | 1 | - | 0 | - | 0 | - | 0 | 656 |
| 06 LUXEMBOURG | - | - | - | - | - | - | - | - | - | - | - | - | - |
| 07 UNITED KINGDOM | - | - | - | - | - | - | - | - | - | - | - | - | 9 |
| 08 IRELAND | - | - | - | - | - | - | 0 | - | - | - | - | - | - |
| 09 DANMARK | - | - | - | - | - | - | - | - | - | - | - | - | - |
| 10 HELLAS | - | - | - | - | - | - | - | - | - | - | - | - | - |
| 20 EUR | - | 0 | - | 14 | 0 | 2 | - | 0 | - | 0 | 7 | 0 | 1737 |
| 28 NORWAY | - | - | - | - | - | - | - | - | - | - | - | - | - |
| 30 SWEDEN | - | - | - | - | 0 | - | - | - | - | - | - | - | 1 |
| 32 FINLAND | - | - | - | - | - | - | - | - | - | - | - | - | - |
| 36 SWITZERLAND | - | - | - | - | 0 | - | 0 | - | - | - | - | - | 52 |
| 38 AUSTRIA | - | - | - | - | - | - | - | - | - | 0 | - | - | 1 |
| 40 PORTUGAL | - | - | - | - | - | - | - | - | - | - | - | - | 0 |
| 42 SPAIN | - | - | - | - | - | - | - | - | - | - | - | - | 2 |
| 48 YUGOSLAVIA | - | - | - | - | - | - | - | - | - | - | - | - | 3 |
| 52 TURKEY | - | - | - | - | - | - | - | - | - | - | - | - | 0 |
| 56 USSR | - | - | - | - | - | - | - | - | - | - | - | - | 0 |
| 58 GERMAN DR | - | - | - | - | - | - | - | - | - | - | - | - | 0 |
| 60 POLAND | - | - | - | - | - | - | - | - | - | - | - | - | 0 |
| 62 CZECHOSLOVAKIA | - | - | - | - | - | - | - | - | - | - | - | - | 0 |
| 64 HUNGARY | - | - | - | - | - | - | - | - | - | - | - | - | 0 |
| 66 RUMANIA | - | - | - | - | - | - | - | - | - | - | - | - | 0 |
| 68 BULGARIA | - | - | - | - | - | - | - | - | - | - | - | - | 3 |
| 71 TOTAL STATE TRADING | - | - | - | - | - | - | - | - | - | - | - | - | 5 |
| 72 OTHER EUROP. COUNTRIES | - | - | - | - | - | - | - | - | - | - | - | - | - |
| 80 NEAR AND MIDDLE EAST | - | - | - | - | - | - | - | - | - | - | - | - | - |
| 83 OTHER COUNTRIES | - | - | - | - | - | - | - | - | - | - | - | - | - |
| 88 TOTAL THIRD COUNTRIES | - | - | - | - | 0 | - | 0 | - | - | 0 | - | - | 59 |
| 89 NOT SPECIFIED | - | - | - | - | - | - | - | - | - | - | - | - | - |
| 95 ZUSAMMEN-TOTAL B | - | 0 | - | 14 | 0 | 2 | 0 | 0 | - | 0 | 7 | 0 | 1796 |
| 97 INSGESAMT-TOTAL A+B | 15 | 4 | - | 18 | 1 | 4 | 0 | 1723 | 0 | 625 | 1002 | 2 | 1957 |

EISENBahn - RAILWAY - CHEMIN DE FER
 GRENZUEBERSCHREITENDER VERKEHR NACH LAND UND GUETERGRUPPE
 INTERNATIONAL TRAFFIC BY COUNTRY AND GROUP OF GOODS
 TRAFIC INTERNATIONAL PAR PAYS ET GROUPE DE MARCHANDISES

2.1.06:4 (5A)
 LUXEMBOURG
 1983
 1000 T

| LAND - COUNTRY - PAYS | GUETERGRUPPE | | | GROUP OF GOODS | | | | GROUPE DE MARCHANDISES | | | | | |
|---|--------------|----|-----|----------------|----|----|----|------------------------|----|----|----|-------|--|
| | 14 | 15 | 16 | 17 | 18 | 19 | 20 | 21 | 22 | 23 | 24 | 01-24 | |
| B. VERSAND NACH: DISPATCHED TO: EXPEDITIONS VERS: | | | | | | | | | | | | | |
| 01 BR DEUTSCHLAND | 39 | 4 | 260 | - | 2 | - | 1 | 0 | 6 | 11 | 5 | 951 | |
| 02 FRANCE | 0 | 14 | 81 | 0 | 0 | - | 1 | 0 | 0 | 1 | 31 | 471 | |
| 03 ITALIA | - | - | - | - | 0 | - | 0 | 0 | 0 | 0 | 0 | 46 | |
| 04 NEDERLAND | - | - | 0 | - | - | - | - | - | - | - | - | 83 | |
| 05 BELGIQUE/BELGIE | 0 | 0 | 46 | - | - | 0 | 2 | 0 | - | 0 | 2 | 710 | |
| 06 LUXEMBOURG | - | - | - | - | - | - | - | - | - | - | - | - | |
| 07 UNITED KINGDOM | - | - | - | - | - | - | - | - | - | - | - | 9 | |
| 08 IRELAND | - | - | - | - | - | - | - | - | - | - | - | - | |
| 09 DANMARK | - | - | - | - | - | - | 0 | - | - | 0 | 0 | 0 | |
| 10 HELLAS | - | - | - | - | - | - | - | - | - | 0 | - | 0 | |
| 20 EUR | 40 | 18 | 386 | 0 | 2 | 0 | 4 | 1 | 7 | 12 | 39 | 2270 | |
| 28 NORWAY | - | - | - | - | - | - | - | - | - | - | - | - | |
| 30 SWEDEN | - | - | - | - | - | - | - | - | - | 4 | - | 5 | |
| 32 FINLAND | - | - | - | - | - | - | - | - | - | - | - | - | |
| 36 SWITZERLAND | - | 0 | 0 | - | 0 | - | 0 | 0 | 1 | 0 | 0 | 54 | |
| 38 AUSTRIA | - | - | - | - | - | - | 0 | - | 0 | 0 | 0 | 1 | |
| 40 PORTUGAL | - | - | 0 | - | - | - | 0 | - | - | - | - | 0 | |
| 42 SPAIN | - | - | - | - | - | - | - | - | 0 | 0 | - | 0 | |
| 48 YUGOSLAVIA | - | 0 | - | - | - | - | 0 | - | - | 0 | - | 2 | |
| 52 TURKEY | - | - | - | - | - | - | - | - | - | - | - | - | |
| 56 USSR | - | - | - | - | - | - | - | - | - | - | - | - | |
| 58 GERMAN DR | - | - | 0 | - | 0 | - | - | 0 | - | 0 | - | 0 | |
| 60 POLAND | - | - | - | - | 0 | - | 0 | - | 0 | 1 | 0 | 1 | |
| 62 CZECHOSLOVAKIA | - | - | - | - | - | - | - | - | - | 0 | - | 0 | |
| 64 HUNGARY | - | - | - | - | - | - | - | - | - | 0 | - | 0 | |
| 66 RUMANIA | - | - | - | - | - | - | - | - | 0 | - | - | 0 | |
| 68 BULGARIA | - | - | - | - | - | - | - | - | - | 0 | - | 3 | |
| 71 TOTAL STATE TRADING | - | 0 | 0 | - | 0 | - | 0 | 0 | 0 | 1 | 0 | 7 | |
| 72 OTHER EUROP. COUNTRIES | - | - | - | - | - | - | - | - | - | - | - | - | |
| 80 NEAR AND MIDDLE EAST | - | - | - | - | - | - | - | - | - | - | - | - | |
| 83 OTHER COUNTRIES | - | - | - | - | - | - | - | - | - | - | - | - | |
| 88 TOTAL THIRD COUNTRIES | - | 0 | 0 | - | 1 | - | 0 | 0 | 1 | 6 | 0 | 67 | |
| 89 NOT SPECIFIED | - | - | - | - | - | - | - | - | - | - | - | - | |
| 95 ZUSAMMEN-TOTAL B | 40 | 19 | 386 | 0 | 2 | 0 | 4 | 1 | 7 | 18 | 39 | 2337 | |
| 97 INSGESAMT-TOTAL A+B | 349 | 74 | 447 | 0 | 8 | 0 | 9 | 4 | 8 | 21 | 76 | 6348 | |

EISENBahn - RAILWAY - CHEMIN DE FER
 GRENZUEBERSCHREITENDER VERKEHR NACH LAND UND GUETERGRUPPE
 INTERNATIONAL TRAFFIC BY COUNTRY AND GROUP OF GOODS
 TRAFIC INTERNATIONAL PAR PAYS ET GROUPE DE MARCHANDISES

2.1.07:1 (5A)
 UNITED KINGDOM
 1983
 1000 T

| LAND - COUNTRY - PAYS | GUETERGRUPPE - GROUP OF GOODS - GROUPE DE MARCHANDISES | | | | | | | | | | | | |
|---|--|-----|----|----|----|----|----|----|----|----|----|----|----|
| | 01 | 02 | 03 | 04 | 05 | 06 | 07 | 08 | 09 | 10 | 11 | 12 | 13 |
| A. EMPFANG AUS: RECEIVED FROM: RECEPTIONS DE: | | | | | | | | | | | | | |
| 01 BR DEUTSCHLAND | | | | | | | | | | | | | |
| 02 FRANCE | | | | | | | | | | | | | |
| 03 ITALIA | | | | | | | | | | | | | |
| 04 NEDERLAND | | | | | | | | | | | | | |
| 05 BELGIQUE/BELGIE | | | | | | | | | | | | | |
| 06 LUXEMBOURG | | | | | | | | | | | | | |
| 07 UNITED KINGDOM | | | | | | | | | | | | | |
| 08 IRELAND | | | | | | | | | | | | | |
| 09 DANMARK | | | | | | | | | | | | | |
| 10 HELLAS | | | | | | | | | | | | | |
| 20 EUR | - | - | - | - | - | - | - | - | - | - | - | - | - |
| 28 NORWAY | | | | | | | | | | | | | |
| 30 SWEDEN | | | | | | | | | | | | | |
| 32 FINLAND | | | | | | | | | | | | | |
| 36 SWITZERLAND | | | | | | | | | | | | | |
| 38 AUSTRIA | | | | | | | | | | | | | |
| 40 PORTUGAL | | | | | | | | | | | | | |
| 42 SPAIN | | | | | | | | | | | | | |
| 48 YUGOSLAVIA | | | | | | | | | | | | | |
| 52 TURKEY | | | | | | | | | | | | | |
| 56 USSR | | | | | | | | | | | | | |
| 58 GERMAN DR | | | | | | | | | | | | | |
| 60 POLAND | | | | | | | | | | | | | |
| 62 CZECHOSLOVAKIA | | | | | | | | | | | | | |
| 64 HUNGARY | | | | | | | | | | | | | |
| 66 RUMANIA | | | | | | | | | | | | | |
| 68 BULGARIA | | | | | | | | | | | | | |
| 71 TOTAL STATE TRADING | - | - | - | - | - | - | - | - | - | - | - | - | - |
| 72 OTHER EUROP. COUNTRIES | - | - | - | - | - | - | - | - | - | - | - | - | - |
| 80 NEAR AND MIDDLE EAST | | | | | | | | | | | | | |
| 83 OTHER COUNTRIES | | | | | | | | | | | | | |
| 88 TOTAL THIRD COUNTRIES | - | - | - | - | - | - | - | - | - | - | - | - | - |
| 89 NOT SPECIFIED | 1 | 172 | - | 18 | 20 | 83 | - | 12 | - | 2 | 0 | 20 | 68 |
| 95 ZUSAMMEN-TOTAL A | 1 | 172 | - | 18 | 20 | 83 | - | 12 | - | 2 | 0 | 20 | 68 |

EISENBahn - RAILWAY - CHEMIN DE FER
 GRENZUEBERSCHREITENDER VERKEHR NACH LAND UND GUETERGRUPPE
 INTERNATIONAL TRAFFIC BY COUNTRY AND GROUP OF GOODS
 TRAFIC INTERNATIONAL PAR PAYS ET GROUPE DE MARCHANDISES

2.1.07:2 (5A)
 UNITED KINGDOM
 1983
 1000 T

| LAND - COUNTRY - PAYS | GUETERGRUPPE - GROUP OF GOODS - GROUPE DE MARCHANDISES | | | | | | | | | | | | |
|---|--|----|----|----|----|----|----|----|----|----|----|-------|--|
| | 14 | 15 | 16 | 17 | 18 | 19 | 20 | 21 | 22 | 23 | 24 | 01-24 | |
| A. EMPFANG AUS: RECEIVED FROM: RECEPTIONS DE: | | | | | | | | | | | | | |
| 01 BR DEUTSCHLAND | | | | | | | | | | | | | |
| 02 FRANCE | | | | | | | | | | | | | |
| 03 ITALIA | | | | | | | | | | | | | |
| 04 NEDERLAND | | | | | | | | | | | | | |
| 05 BELGIQUE/BELGIE | | | | | | | | | | | | | |
| 06 LUXEMBOURG | | | | | | | | | | | | | |
| 07 UNITED KINGDOM | | | | | | | | | | | | | |
| 08 IRELAND | | | | | | | | | | | | | |
| 09 DANMARK | | | | | | | | | | | | | |
| 10 HELLAS | | | | | | | | | | | | | |
| 20 EUR | - | - | - | - | - | - | - | - | - | - | - | - | |
| 28 NORWAY | | | | | | | | | | | | | |
| 30 SWEDEN | | | | | | | | | | | | | |
| 32 FINLAND | | | | | | | | | | | | | |
| 36 SWITZERLAND | | | | | | | | | | | | | |
| 38 AUSTRIA | | | | | | | | | | | | | |
| 40 PORTUGAL | | | | | | | | | | | | | |
| 42 SPAIN | | | | | | | | | | | | | |
| 48 YUGOSLAVIA | | | | | | | | | | | | | |
| 52 TURKEY | | | | | | | | | | | | | |
| 56 USSR | | | | | | | | | | | | | |
| 58 GERMAN DR | | | | | | | | | | | | | |
| 60 POLAND | | | | | | | | | | | | | |
| 62 CZECHOSLOVAKIA | | | | | | | | | | | | | |
| 64 HUNGARY | | | | | | | | | | | | | |
| 66 RUMANIA | | | | | | | | | | | | | |
| 68 BULGARIA | | | | | | | | | | | | | |
| 71 TOTAL STATE TRADING | - | - | - | - | - | - | - | - | - | - | - | - | |
| 72 OTHER EUROP. COUNTRIES | - | - | - | - | - | - | - | - | - | - | - | - | |
| 80 NEAR AND MIDDLE EAST | | | | | | | | | | | | | |
| 83 OTHER COUNTRIES | | | | | | | | | | | | | |
| 88 TOTAL THIRD COUNTRIES | - | - | - | - | - | - | - | - | - | - | - | - | |
| 89 NOT SPECIFIED | 50 | 34 | 22 | 0 | 66 | 0 | 63 | 20 | 4 | 88 | 20 | 762 | |
| 95 ZUSAMMEN-TOTAL A | 50 | 34 | 22 | 0 | 66 | 0 | 63 | 20 | 4 | 88 | 20 | 762 | |

EISENBahn - RAILWAY - CHEMIN DE FER
 GRENZUEBERSCHREITENDER VERKEHR NACH LAND UND GUETERGRUPPE
 INTERNATIONAL TRAFFIC BY COUNTRY AND GROUP OF GOODS
 TRAFIC INTERNATIONAL PAR PAYS ET GROUPE DE MARCHANDISES

2.1.07:3 (5A)
 UNITED KINGDOM
 1983
 1000 T

| LAND - COUNTRY - PAYS | GUETERGRUPPE | | | GROUP OF GOODS | | | | GROUPE DE MARCHANDISES | | | | | |
|--|--------------|-----|----|----------------|----|-----|----|------------------------|----|----|----|----|-----|
| | 01 | 02 | 03 | 04 | 05 | 06 | 07 | 08 | 09 | 10 | 11 | 12 | 13 |
| B.VERSAND NACH: DISPATCHED TO: EXPEDITIONS VERS: | | | | | | | | | | | | | |
| 01 BR DEUTSCHLAND | | | | | | | | | | | | | |
| 02 FRANCE | | | | | | | | | | | | | |
| 03 ITALIA | | | | | | | | | | | | | |
| 04 NEDERLAND | | | | | | | | | | | | | |
| 05 BELGIQUE/BELGIE | | | | | | | | | | | | | |
| 06 LUXEMBOURG | | | | | | | | | | | | | |
| 07 UNITED KINGDOM | | | | | | | | | | | | | |
| 08 IRELAND | | | | | | | | | | | | | |
| 09 DANMARK | | | | | | | | | | | | | |
| 10 HELLAS | | | | | | | | | | | | | |
| 20 EUR | | | | | | | | | | | | | |
| 28 NORWAY | | | | | | | | | | | | | |
| 30 SWEDEN | | | | | | | | | | | | | |
| 32 FINLAND | | | | | | | | | | | | | |
| 36 SWITZERLAND | | | | | | | | | | | | | |
| 38 AUSTRIA | | | | | | | | | | | | | |
| 40 PORTUGAL | | | | | | | | | | | | | |
| 42 SPAIN | | | | | | | | | | | | | |
| 48 YUGOSLAVIA | | | | | | | | | | | | | |
| 52 TURKEY | | | | | | | | | | | | | |
| 56 USSR | | | | | | | | | | | | | |
| 58 GERMAN DR | | | | | | | | | | | | | |
| 60 POLAND | | | | | | | | | | | | | |
| 62 CZECHOSLOVAKIA | | | | | | | | | | | | | |
| 64 HUNGARY | | | | | | | | | | | | | |
| 66 RUMANIA | | | | | | | | | | | | | |
| 68 BULGARIA | | | | | | | | | | | | | |
| 71 TOTAL STATE TRADING | | | | | | | | | | | | | |
| 72 OTHER EUROP. COUNTRIES | | | | | | | | | | | | | |
| 80 NEAR AND MIDDLE EAST | | | | | | | | | | | | | |
| 83 OTHER COUNTRIES | | | | | | | | | | | | | |
| 88 TOTAL THIRD COUNTRIES | | | | | | | | | | | | | |
| 89 NOT SPECIFIED | 5 | 3 | - | 0 | 1 | 17 | - | - | - | 21 | 0 | 22 | 38 |
| 95 ZUSAMMEN-TOTAL B | 5 | 3 | - | 0 | 1 | 17 | - | - | - | 21 | 0 | 22 | 38 |
| 97 INSGESAMT-TOTAL A+B | 7 | 176 | - | 18 | 21 | 100 | - | 12 | - | 23 | 0 | 42 | 106 |

EISENBahn - RAILWAY - CHEMIN DE FER
 GRENZUEBERSCHREITENDER VERKEHR NACH LAND UND GUETERGRUPPE
 INTERNATIONAL TRAFFIC BY COUNTRY AND GROUP OF GOODS
 TRAFIC INTERNATIONAL PAR PAYS ET GROUPE DE MARCHANDISES

2.1.07:4 (5A)
 UNITED KINGDOM
 1983
 1000 T

| LAND - COUNTRY - PAYS | GUETERGRUPPE | | | GROUP OF GOODS | | | | GROUPE DE MARCHANDISES | | | | |
|--|--------------|----|----|----------------|-----|----|----|------------------------|----|----|----|-------|
| | 14 | 15 | 16 | 17 | 18 | 19 | 20 | 21 | 22 | 23 | 24 | 01-24 |
| B.VERSAND NACH: DISPATCHED TO: EXPEDITIONS VERS: | | | | | | | | | | | | |
| 01 BR DEUTSCHLAND | | | | | | | | | | | | |
| 02 FRANCE | | | | | | | | | | | | |
| 03 ITALIA | | | | | | | | | | | | |
| 04 NEDERLAND | | | | | | | | | | | | |
| 05 BELGIQUE/BELGIE | | | | | | | | | | | | |
| 06 LUXEMBOURG | | | | | | | | | | | | |
| 07 UNITED KINGDOM | | | | | | | | | | | | |
| 08 IRELAND | | | | | | | | | | | | |
| 09 DANMARK | | | | | | | | | | | | |
| 10 HELLAS | | | | | | | | | | | | |
| 20 EUR | | | | | | | | | | | | |
| 28 NORWAY | | | | | | | | | | | | |
| 30 SWEDEN | | | | | | | | | | | | |
| 32 FINLAND | | | | | | | | | | | | |
| 36 SWITZERLAND | | | | | | | | | | | | |
| 38 AUSTRIA | | | | | | | | | | | | |
| 40 PORTUGAL | | | | | | | | | | | | |
| 42 SPAIN | | | | | | | | | | | | |
| 48 YUGOSLAVIA | | | | | | | | | | | | |
| 52 TURKEY | | | | | | | | | | | | |
| 56 USSR | | | | | | | | | | | | |
| 58 GERMAN DR | | | | | | | | | | | | |
| 60 POLAND | | | | | | | | | | | | |
| 62 CZECHOSLOVAKIA | | | | | | | | | | | | |
| 64 HUNGARY | | | | | | | | | | | | |
| 66 RUMANIA | | | | | | | | | | | | |
| 68 BULGARIA | | | | | | | | | | | | |
| 71 TOTAL STATE TRADING | | | | | | | | | | | | |
| 72 OTHER EUROP. COUNTRIES | | | | | | | | | | | | |
| 80 NEAR AND MIDDLE EAST | | | | | | | | | | | | |
| 83 OTHER COUNTRIES | | | | | | | | | | | | |
| 88 TOTAL THIRD COUNTRIES | | | | | | | | | | | | |
| 89 NOT SPECIFIED | 4 | 21 | 0 | 0 | 36 | 0 | 33 | 7 | 10 | 7 | 30 | 257 |
| 95 ZUSAMMEN-TOTAL B | 4 | 21 | 0 | 0 | 36 | 0 | 33 | 7 | 10 | 7 | 30 | 257 |
| 97 INSGESAMT-TOTAL A+B | 54 | 55 | 23 | 0 | 103 | 0 | 97 | 26 | 14 | 95 | 49 | 1019 |

EISENBAHN - RAILWAY - CHEMIN DE FER
 GRENZUEBERSCHREITENDER VERKEHR NACH LAND UND GUETERGRUPPE
 INTERNATIONAL TRAFFIC BY COUNTRY AND GROUP OF GOODS
 TRAFIC INTERNATIONAL PAR PAYS ET GROUPE DE MARCHANDISES

2.1.09:1 (5A)
 DANMARK
 1983
 1000 T

| LAND - COUNTRY - PAYS | GUETERGRUPPE | | | | GROUP OF GOODS | | | | GROUPE DE MARCHANDISES | | | | |
|---|--------------|----|----|-----|----------------|----|----|----|------------------------|----|----|----|-----|
| | 01 | 02 | 03 | 04 | 05 | 06 | 07 | 08 | 09 | 10 | 11 | 12 | 13 |
| A. EMPFANG AUS: RECEIVED FROM: RECEPTIONS DE: | | | | | | | | | | | | | |
| 01 BR DEUTSCHLAND | 1 | 8 | 1 | 5 | 12 | 54 | 2 | 11 | - | 12 | 1 | 0 | 69 |
| 02 FRANCE | - | 11 | - | - | 5 | 21 | - | - | - | - | - | 0 | 2 |
| 03 ITALIA | 1 | 25 | - | - | 1 | 3 | - | - | - | 0 | - | 0 | 0 |
| 04 NEDERLAND | - | 0 | - | - | 0 | 1 | - | - | - | 0 | - | 1 | 0 |
| 05 BELGIQUE/BELGIE | 0 | 1 | - | - | 0 | 2 | 0 | - | - | 0 | - | 1 | 4 |
| 06 LUXEMBOURG | - | - | - | - | - | 0 | - | - | - | - | - | - | - |
| 07 UNITED KINGDOM | - | - | - | - | - | - | - | - | - | - | - | - | 0 |
| 08 IRELAND | - | - | - | - | - | - | - | - | - | - | - | - | - |
| 09 DANMARK | - | - | - | - | - | - | - | - | - | - | - | - | - |
| 10 HELLAS | - | - | - | - | - | - | - | - | - | - | - | - | - |
| 20 EUR | 2 | 45 | 1 | 5 | 18 | 81 | 2 | 11 | - | 12 | 1 | 2 | 77 |
| 28 NORWAY | - | - | - | 1 | 0 | 0 | - | - | - | - | 0 | - | 0 |
| 30 SWEDE | 0 | 0 | - | 145 | 0 | 8 | 0 | - | - | 0 | 3 | 1 | 113 |
| 32 FINLAND | - | - | - | 30 | - | - | - | - | - | - | - | - | 0 |
| 36 SWITZERLAND | - | - | 0 | - | 0 | 0 | - | - | - | - | - | - | 2 |
| 38 AUSTRIA | - | 0 | - | - | 0 | 0 | - | 0 | - | - | - | - | 17 |
| 40 PORTUGAL | - | - | - | - | 0 | - | - | - | - | - | - | - | - |
| 42 SPAIN | - | 13 | - | - | 0 | 0 | - | - | - | - | - | - | - |
| 48 YUGOSLAVIA | - | - | - | 0 | 0 | 0 | - | - | - | - | - | - | 0 |
| 52 TURKEY | - | - | - | - | - | - | - | - | - | - | - | - | - |
| 56 USSR | - | - | - | - | - | - | - | - | - | - | - | - | - |
| 58 GERMAN DR | 0 | - | - | 1 | 1 | 0 | - | 10 | - | 0 | 0 | 0 | 31 |
| 60 POLAND | - | - | - | 1 | 1 | 0 | - | - | - | 0 | 0 | 0 | 0 |
| 62 CZECHOSLOVAKIA | - | 4 | - | 1 | 0 | 1 | - | 0 | 0 | 2 | - | 0 | 5 |
| 64 HUNGARY | - | 0 | - | 0 | 0 | 0 | - | 0 | - | - | - | - | 0 |
| 66 RUMANIA | - | - | - | 0 | - | - | - | - | - | - | - | - | - |
| 68 BULGARIA | - | - | - | - | - | - | - | - | - | - | - | - | - |
| 71 TOTAL STATE TRADING | 0 | 4 | - | 3 | 2 | 1 | 0 | 10 | 0 | 2 | 0 | 0 | 36 |
| 72 OTHER EUROP. COUNTRIES | - | - | - | - | - | - | - | - | - | - | - | - | - |
| 80 NEAR AND MIDDLE EAST | - | - | - | - | - | - | - | - | - | - | - | - | - |
| 83 OTHER COUNTRIES | - | - | - | - | - | - | - | - | - | - | - | - | - |
| 88 TOTAL THIRD COUNTRIES | 0 | 17 | 0 | 179 | 2 | 9 | 0 | 10 | 0 | 2 | 3 | 1 | 168 |
| 89 NOT SPECIFIED | - | - | - | - | - | - | - | - | - | - | - | - | - |
| 95 ZUSAMMEN-TOTAL A | 2 | 62 | 1 | 184 | 20 | 90 | 2 | 21 | 0 | 14 | 4 | 3 | 245 |

EISENBAHN - RAILWAY - CHEMIN DE FER
 GRENZUEBERSCHREITENDER VERKEHR NACH LAND UND GUETERGRUPPE
 INTERNATIONAL TRAFFIC BY COUNTRY AND GROUP OF GOODS
 TRAFIC INTERNATIONAL PAR PAYS ET GROUPE DE MARCHANDISES

2.1.09:2 (5A)
 DANMARK
 1983
 1000 T

| LAND - COUNTRY - PAYS | GUETERGRUPPE | | | | GROUP OF GOODS | | | | GROUPE DE MARCHANDISES | | | | |
|---|--------------|-----|-----|----|----------------|----|-----|----|------------------------|-----|----|-------|--|
| | 14 | 15 | 16 | 17 | 18 | 19 | 20 | 21 | 22 | 23 | 24 | 01-24 | |
| A. EMPFANG AUS: RECEIVED FROM: RECEPTIONS DE: | | | | | | | | | | | | | |
| 01 BR DEUTSCHLAND | 4 | 102 | 204 | 0 | 68 | 0 | 81 | 5 | 15 | 34 | 45 | 734 | |
| 02 FRANCE | 0 | 4 | - | 0 | 8 | - | 14 | 1 | 3 | 2 | 0 | 71 | |
| 03 ITALIA | 0 | 1 | - | - | 2 | - | 16 | 0 | 0 | 5 | 3 | 59 | |
| 04 NEDERLAND | - | 0 | - | 1 | 2 | 0 | 6 | 1 | 0 | 0 | 0 | 12 | |
| 05 BELGIQUE/BELGIE | - | 4 | - | - | 8 | - | 11 | 0 | 2 | 0 | 1 | 34 | |
| 06 LUXEMBOURG | - | - | - | - | - | - | 0 | - | - | 0 | 0 | 0 | |
| 07 UNITED KINGDOM | - | - | 0 | - | 0 | - | - | 0 | - | - | - | 0 | |
| 08 IRELAND | - | - | - | - | - | - | - | - | - | - | - | - | |
| 09 DANMARK | - | - | - | - | - | - | - | - | - | - | - | - | |
| 10 HELLAS | - | - | - | - | - | - | - | - | - | 0 | - | 0 | |
| 20 EUR | 4 | 111 | 204 | 1 | 88 | 0 | 128 | 7 | 20 | 41 | 49 | 910 | |
| 28 NORWAY | - | 2 | - | - | 10 | 0 | 3 | 0 | 0 | 1 | 0 | 17 | |
| 30 SWEDE | 10 | 1 | 1 | 4 | 30 | 45 | 2 | 1 | 1 | 156 | 2 | 523 | |
| 32 FINLAND | - | 0 | - | - | - | 3 | - | - | 0 | 9 | - | 42 | |
| 36 SWITZERLAND | - | - | - | - | 1 | - | 1 | 0 | 0 | 0 | 6 | 10 | |
| 38 AUSTRIA | 1 | 1 | - | - | 0 | - | 1 | 0 | 0 | 0 | 3 | 23 | |
| 40 PORTUGAL | - | - | - | - | - | - | 0 | - | - | - | - | 0 | |
| 42 SPAIN | - | - | - | - | - | - | 0 | - | 0 | 0 | 0 | 13 | |
| 48 YUGOSLAVIA | - | - | - | - | - | 0 | 2 | 0 | 0 | 3 | 0 | 5 | |
| 52 TURKEY | - | - | - | - | - | - | - | - | - | - | - | - | |
| 56 USSR | - | - | - | - | - | - | - | - | - | - | - | - | |
| 58 GERMAN DR | 8 | 1 | 0 | 0 | 29 | - | 8 | 2 | 4 | 12 | 2 | 109 | |
| 60 POLAND | - | 0 | 0 | 0 | 1 | - | 1 | 1 | 1 | 2 | 0 | 8 | |
| 62 CZECHOSLOVAKIA | 0 | 0 | 0 | 4 | 2 | - | 8 | 0 | 3 | 7 | 2 | 39 | |
| 64 HUNGARY | - | 0 | 25 | 2 | 0 | - | 1 | 0 | 0 | 0 | 0 | 29 | |
| 66 RUMANIA | - | - | - | 0 | 0 | - | 1 | - | - | 2 | 0 | 0 | |
| 68 BULGARIA | - | - | - | - | 0 | - | - | - | 0 | 0 | - | 0 | |
| 71 TOTAL STATE TRADING | 8 | 1 | 25 | 6 | 33 | 0 | 21 | 3 | 8 | 26 | 4 | 193 | |
| 72 OTHER EUROP. COUNTRIES | - | - | - | - | - | - | - | - | - | - | - | - | |
| 80 NEAR AND MIDDLE EAST | - | - | - | - | - | - | - | - | - | - | - | - | |
| 83 OTHER COUNTRIES | - | - | - | - | - | - | - | - | - | - | - | - | |
| 88 TOTAL THIRD COUNTRIES | 19 | 5 | 26 | 10 | 74 | 48 | 28 | 4 | 9 | 192 | 15 | 821 | |
| 89 NOT SPECIFIED | - | - | - | - | - | - | - | - | - | - | - | - | |
| 95 ZUSAMMEN-TOTAL A | 23 | 116 | 230 | 11 | 162 | 48 | 156 | 11 | 29 | 233 | 64 | 1731 | |

EISENBAHN - RAILWAY - CHEMIN DE FER
 GRENZUEBERSCHREITENDER VERKEHR NACH LAND UND GUETERGRUPPE
 INTERNATIONAL TRAFFIC BY COUNTRY AND GROUP OF GOODS
 TRAFIC INTERNATIONAL PAR PAYS ET GROUPE DE MARCHANDISES

2.1.09:3 (5A)
 DANMARK
 1983
 1000 T

| LAND - COUNTRY - PAYS | GUETERGRUPPE - GROUP OF GOODS - GROUPE DE MARCHANDISES | | | | | | | | | | | | |
|---|--|----|----|-----|----|-----|----|----|----|----|----|----|-----|
| | 01 | 02 | 03 | 04 | 05 | 06 | 07 | 08 | 09 | 10 | 11 | 12 | 13 |
| B. VERSAND NACH: DISPATCHED TO: EXPEDITIONS VERS: | | | | | | | | | | | | | |
| 01 BR DEUTSCHLAND | 3 | 1 | 0 | 41 | 5 | 167 | 2 | 0 | - | - | 6 | 0 | 17 |
| 02 FRANCE | - | - | - | 4 | 0 | 1 | - | - | - | - | - | - | 0 |
| 03 ITALIA | - | 0 | 0 | 0 | 0 | 37 | - | 0 | - | - | 0 | - | 0 |
| 04 NEDERLAND | - | - | - | 0 | 0 | 6 | 0 | - | - | - | - | - | 0 |
| 05 BELGIQUE/BELGIE | - | 0 | - | - | - | 30 | - | 0 | - | - | - | - | 0 |
| 06 LUXEMBOURG | - | - | - | - | - | 5 | - | 0 | - | - | - | - | 0 |
| 07 UNITED KINGDOM | - | - | - | - | - | - | - | - | - | - | - | - | - |
| 08 IRELAND | - | - | - | - | - | - | - | - | - | - | - | - | - |
| 09 DANMARK | - | - | - | - | - | - | - | - | - | - | - | - | - |
| 10 HELLAS | - | - | - | - | - | 1 | - | - | - | - | - | - | - |
| 20 EUR | 3 | 1 | 0 | 45 | 5 | 245 | 2 | 0 | - | 1 | 6 | 0 | 17 |
| 28 NORWAY | 0 | 0 | - | 0 | 0 | 6 | - | - | - | - | 0 | - | 0 |
| 30 SWEDEN | - | 0 | 0 | 25 | 0 | 14 | 0 | - | 0 | 1 | 6 | 1 | 46 |
| 32 FINLAND | - | - | - | - | - | - | - | - | - | - | - | - | - |
| 36 SWITZERLAND | 0 | - | - | 0 | 0 | 17 | - | 0 | - | - | 0 | - | 3 |
| 38 AUSTRIA | - | - | - | - | 0 | 0 | - | - | - | - | - | - | 0 |
| 40 PORTUGAL | - | - | - | - | - | - | - | - | - | - | - | - | - |
| 42 SPAIN | - | - | 1 | - | - | 0 | - | - | - | - | - | - | - |
| 48 YUGOSLAVIA | - | - | - | - | - | 1 | - | 0 | - | - | - | - | 0 |
| 52 TURKEY | - | - | 0 | - | - | - | - | - | - | - | - | - | - |
| 56 USSR | - | - | - | - | - | - | - | - | - | - | - | - | - |
| 58 GERMAN DR | 0 | - | - | - | 0 | 2 | 1 | - | - | - | 1 | 1 | - |
| 60 POLAND | - | - | - | - | - | 0 | 2 | - | - | - | - | - | - |
| 62 CZECHOSLOVAKIA | - | - | - | - | 0 | 7 | 0 | 0 | - | - | - | - | 0 |
| 64 HUNGARY | - | - | - | - | 1 | 5 | - | - | - | - | - | - | 1 |
| 66 RUMANIA | - | - | - | - | - | 0 | 0 | - | - | - | - | - | - |
| 68 BULGARIA | - | - | 0 | - | 0 | 0 | - | - | - | - | 0 | - | - |
| 71 TOTAL STATE TRADING | 0 | - | - | - | 1 | 15 | 3 | 0 | - | - | 1 | 1 | 1 |
| 72 OTHER EUROP. COUNTRIES | - | - | - | - | - | - | - | - | - | - | - | - | - |
| 80 NEAR AND MIDDLE EAST | - | - | - | - | - | - | - | - | - | - | - | - | - |
| 83 OTHER COUNTRIES | - | - | - | - | - | - | - | - | - | - | - | - | - |
| 88 TOTAL THIRD COUNTRIES | 0 | 0 | 1 | 25 | 1 | 52 | 3 | 0 | 0 | 1 | 7 | 2 | 50 |
| 89 NOT SPECIFIED | - | - | - | - | - | - | - | - | - | - | - | - | - |
| 95 ZUSAMMEN-TOTAL B | 3 | 1 | 1 | 70 | 6 | 297 | 5 | 0 | 0 | 2 | 13 | 2 | 67 |
| 97 INSGESAMT-TOTAL A+B | 5 | 63 | 2 | 254 | 26 | 387 | 7 | 21 | 0 | 16 | 17 | 5 | 312 |

EISENBAHN - RAILWAY - CHEMIN DE FER
 GRENZUEBERSCHREITENDER VERKEHR NACH LAND UND GUETERGRUPPE
 INTERNATIONAL TRAFFIC BY COUNTRY AND GROUP OF GOODS
 TRAFIC INTERNATIONAL PAR PAYS ET GROUPE DE MARCHANDISES

2.1.09:4 (5A)
 DANMARK
 1983
 1000 T

| LAND - COUNTRY - PAYS | GUETERGRUPPE - GROUP OF GOODS - GROUPE DE MARCHANDISES | | | | | | | | | | | | |
|---|--|-----|-----|----|-----|-----|-----|----|----|-----|-----|-------|--|
| | 14 | 15 | 16 | 17 | 18 | 19 | 20 | 21 | 22 | 23 | 24 | 01-24 | |
| B. VERSAND NACH: DISPATCHED TO: EXPEDITIONS VERS: | | | | | | | | | | | | | |
| 01 BR DEUTSCHLAND | 18 | 3 | 50 | 0 | 16 | 11 | 34 | 5 | 1 | 30 | 31 | 441 | |
| 02 FRANCE | 0 | - | 0 | - | 1 | 2 | 8 | 0 | 1 | 3 | 0 | 21 | |
| 03 ITALIA | 0 | 0 | - | - | 1 | 12 | 2 | 0 | - | 1 | 1 | 54 | |
| 04 NEDERLAND | 0 | 0 | - | - | 0 | - | 0 | 0 | - | 0 | 1 | 5 | |
| 05 BELGIQUE/BELGIE | - | - | - | - | 0 | - | 1 | 0 | 0 | 2 | 1 | 34 | |
| 06 LUXEMBOURG | - | - | - | - | - | - | 0 | 0 | - | 0 | 0 | 0 | |
| 07 UNITED KINGDOM | - | - | - | - | - | - | 0 | - | - | - | - | 5 | |
| 08 IRELAND | - | - | - | - | - | - | - | - | - | - | - | - | |
| 09 DANMARK | - | - | - | - | - | - | 0 | - | - | - | 0 | 0 | |
| 10 HELLAS | 18 | 3 | 50 | 0 | 18 | 25 | 45 | 5 | 2 | 36 | 34 | 561 | |
| 20 EUR | | | | | | | | | | | | | |
| 28 NORWAY | 0 | 0 | 0 | - | 3 | 7 | 6 | 0 | - | 1 | 1 | 24 | |
| 30 SWEDEN | 4 | 1 | - | 2 | 1 | 28 | 10 | 1 | 0 | 2 | 2 | 144 | |
| 32 FINLAND | - | 0 | - | - | - | - | 1 | - | - | - | 0 | 1 | |
| 36 SWITZERLAND | 1 | 0 | 0 | - | 3 | 3 | 2 | 1 | - | 1 | 1 | 32 | |
| 38 AUSTRIA | - | 0 | - | - | 1 | 4 | 1 | - | - | 0 | 2 | 8 | |
| 40 PORTUGAL | - | - | - | - | - | - | 0 | - | - | - | - | 0 | |
| 42 SPAIN | - | - | - | - | - | - | 0 | - | - | - | - | 1 | |
| 48 YUGOSLAVIA | 0 | 1 | - | - | 1 | - | 0 | 0 | - | 0 | 0 | 3 | |
| 52 TURKEY | - | - | - | - | - | - | 0 | - | - | - | 0 | 0 | |
| 56 USSR | - | - | - | - | - | - | - | - | - | - | - | - | |
| 58 GERMAN DR | 0 | - | - | - | 0 | - | 0 | - | 0 | 0 | 1 | 6 | |
| 60 POLAND | 2 | 0 | - | - | 0 | - | 0 | 0 | 0 | 1 | 0 | 5 | |
| 62 CZECHOSLOVAKIA | 0 | 0 | - | - | 1 | - | 0 | 0 | - | 0 | 0 | 8 | |
| 64 HUNGARY | 0 | - | - | - | 0 | 0 | 0 | - | 0 | 0 | 0 | 7 | |
| 66 RUMANIA | 0 | - | - | - | 0 | 0 | 0 | - | 0 | 0 | 0 | 0 | |
| 68 BULGARIA | 0 | 0 | - | - | 0 | - | 1 | 0 | 0 | 0 | 1 | 1 | |
| 71 TOTAL STATE TRADING | 2 | 1 | - | - | 2 | 0 | 1 | 0 | 0 | 1 | 1 | 30 | |
| 72 OTHER EUROP. COUNTRIES | - | - | - | - | - | - | - | - | - | - | - | - | |
| 80 NEAR AND MIDDLE EAST | - | - | - | - | - | - | - | - | - | - | - | - | |
| 83 OTHER COUNTRIES | - | - | - | - | - | - | - | - | - | - | - | - | |
| 88 TOTAL THIRD COUNTRIES | 7 | 2 | 0 | 2 | 10 | 42 | 21 | 2 | 0 | 5 | 7 | 240 | |
| 89 NOT SPECIFIED | - | - | - | - | - | - | - | - | - | - | - | - | |
| 95 ZUSAMMEN-TOTAL B | 25 | 5 | 50 | 2 | 28 | 67 | 66 | 7 | 2 | 41 | 41 | 801 | |
| 97 INSGESAMT-TOTAL A+B | 48 | 121 | 280 | 13 | 190 | 115 | 222 | 18 | 31 | 274 | 105 | 2532 | |

EISENBAHN - RAILWAY - CHEMIN DE FER
 GRENZUEBERSCHREITENDER VERKEHR NACH LAND UND GUETERGRUPPE
 INTERNATIONAL TRAFFIC BY COUNTRY AND GROUP OF GOODS
 TRAFIC INTERNATIONAL PAR PAYS ET GROUPE DE MARCHANDISES

2.1.10:1 (5A)
 HELLAS
 1983
 1000 T

| LAND - COUNTRY - PAYS | GUETERGRUPPE - GROUP OF GOODS - GROUPE DE MARCHANDISES | | | | | | | | | | | | |
|---|--|----|----|----|----|----|----|----|----|----|----|----|----|
| | 01 | 02 | 03 | 04 | 05 | 06 | 07 | 08 | 09 | 10 | 11 | 12 | 13 |
| A. EMPFANG AUS: RECEIVED FROM: RECEPTIONS DE: | | | | | | | | | | | | | |
| 01 BR DEUTSCHLAND | - | 0 | 0 | 0 | 0 | 0 | - | - | - | 0 | 0 | - | 3 |
| 02 FRANCE | 0 | - | 1 | 0 | 0 | 0 | - | - | - | 0 | - | - | 1 |
| 03 ITALIA | - | - | 0 | 0 | 0 | - | - | - | - | 0 | - | - | 0 |
| 04 NEDERLAND | - | - | 0 | - | - | - | - | - | - | - | - | - | - |
| 05 BELGIQUE/BELGIE | - | - | 0 | - | - | - | - | - | - | - | - | - | - |
| 06 LUXEMBOURG | - | - | - | - | - | - | - | - | - | - | - | - | - |
| 07 UNITED KINGDOM | - | - | - | - | - | - | - | - | - | - | - | - | - |
| 08 IRELAND | - | - | - | - | - | - | - | - | - | - | - | - | - |
| 09 DANMARK | - | - | 0 | - | - | - | - | - | - | - | - | - | - |
| 10 HELLAS | - | - | - | - | - | - | - | - | - | - | - | - | - |
| 20 EUR | 0 | 0 | 2 | 0 | 0 | 0 | - | - | - | 0 | 0 | - | 4 |
| 28 NORWAY | - | - | - | - | - | - | - | - | - | - | - | - | - |
| 30 SWEDEN | - | - | 0 | - | - | - | - | - | - | - | - | - | - |
| 32 FINLAND | - | - | - | - | - | - | - | - | - | - | - | - | - |
| 36 SWITZERLAND | - | - | - | - | - | - | - | - | - | - | 0 | - | - |
| 38 AUSTRIA | - | - | 0 | 4 | - | - | - | - | - | - | - | - | 0 |
| 40 PORTUGAL | - | - | - | - | - | - | - | - | - | - | - | - | - |
| 42 SPAIN | - | - | - | - | - | - | - | - | - | - | - | - | - |
| 48 YUGOSLAVIA | 0 | 0 | 20 | 36 | 0 | 1 | 0 | 0 | - | - | - | 0 | 6 |
| 52 TURKEY | - | - | - | - | - | - | - | - | - | - | - | - | - |
| 56 USSR | - | - | - | - | - | - | - | - | - | - | - | - | - |
| 58 GERMAN DR | - | - | 1 | - | - | 0 | - | - | - | - | - | - | 0 |
| 60 POLAND | - | 0 | 2 | 0 | 0 | - | - | 0 | - | - | - | - | 0 |
| 62 CZECHOSLOVAKIA | - | - | 0 | 7 | 0 | 0 | 5 | - | - | - | - | - | 2 |
| 64 HUNGARY | - | - | 23 | 1 | 0 | 3 | 0 | - | - | 0 | 0 | - | 1 |
| 66 RUMANIA | 0 | 0 | 7 | 7 | 1 | 0 | 0 | - | - | 0 | 0 | - | - |
| 68 BULGARIA | - | 0 | 0 | 5 | 0 | - | - | 5 | - | - | 29 | - | 11 |
| 71 TOTAL STATE TRADING | 0 | 0 | 45 | 56 | 1 | 4 | 0 | 11 | - | 0 | 29 | 0 | 20 |
| 72 OTHER EUROP. COUNTRIES | - | - | - | - | - | - | - | - | - | - | - | - | - |
| 80 NEAR AND MIDDLE EAST | - | - | - | - | - | - | - | - | - | - | - | - | - |
| 83 OTHER COUNTRIES | - | - | - | - | - | - | - | - | - | - | - | - | - |
| 88 TOTAL THIRD COUNTRIES | 0 | 0 | 45 | 60 | 1 | 4 | 0 | 11 | - | 0 | 29 | 0 | 20 |
| 89 NOT SPECIFIED | - | - | - | - | - | - | - | - | - | - | - | - | - |
| 95 ZUSAMMEN-TOTAL A | 0 | 1 | 47 | 60 | 1 | 5 | 0 | 11 | - | 0 | 29 | 0 | 25 |

EISENBAHN - RAILWAY - CHEMIN DE FER
 GRENZUEBERSCHREITENDER VERKEHR NACH LAND UND GUETERGRUPPE
 INTERNATIONAL TRAFFIC BY COUNTRY AND GROUP OF GOODS
 TRAFIC INTERNATIONAL PAR PAYS ET GROUPE DE MARCHANDISES

2.1.10:2 (5A)
 HELLAS
 1983
 1000 T

| LAND - COUNTRY - PAYS | GUETERGRUPPE - GROUP OF GOODS - GROUPE DE MARCHANDISES | | | | | | | | | | | | |
|---|--|----|----|----|----|----|-----|----|----|----|----|-------|--|
| | 14 | 15 | 16 | 17 | 18 | 19 | 20 | 21 | 22 | 23 | 24 | 01-24 | |
| A. EMPFANG AUS: RECEIVED FROM: RECEPTIONS DE: | | | | | | | | | | | | | |
| 01 BR DEUTSCHLAND | 0 | 0 | - | - | 2 | - | 48 | 3 | 0 | 18 | 3 | 78 | |
| 02 FRANCE | 1 | 0 | - | - | 2 | - | 8 | 2 | 0 | 3 | 1 | 20 | |
| 03 ITALIA | 0 | 0 | - | - | 3 | - | 18 | 0 | 0 | 1 | 1 | 25 | |
| 04 NEDERLAND | 0 | - | - | - | - | - | 3 | - | 0 | 0 | 0 | 4 | |
| 05 BELGIQUE/BELGIE | 0 | - | - | - | 0 | - | 6 | - | 1 | - | 0 | 8 | |
| 06 LUXEMBOURG | - | - | - | - | - | - | - | - | - | - | - | - | |
| 07 UNITED KINGDOM | - | - | - | - | - | - | - | - | - | - | - | - | |
| 08 IRELAND | - | - | - | - | - | - | - | - | - | - | - | - | |
| 09 DANMARK | - | - | - | - | - | - | 0 | - | - | - | 0 | 0 | |
| 10 HELLAS | - | - | - | - | - | - | - | - | - | - | - | - | |
| 20 EUR | 2 | 0 | - | - | 8 | - | 84 | 5 | 1 | 22 | 5 | 135 | |
| 28 NORWAY | 0 | - | - | - | 0 | - | 0 | - | - | - | 0 | 0 | |
| 30 SWEDEN | - | - | - | - | 0 | - | 1 | - | - | 0 | 0 | 1 | |
| 32 FINLAND | - | - | - | - | 0 | - | 0 | - | - | 0 | 0 | 0 | |
| 36 SWITZERLAND | - | - | - | - | - | - | 1 | 0 | - | 0 | 0 | 2 | |
| 38 AUSTRIA | 0 | 0 | - | - | 5 | - | 4 | 1 | 2 | 5 | 2 | 24 | |
| 40 PORTUGAL | - | - | - | - | - | - | - | - | - | - | - | - | |
| 42 SPAIN | - | - | - | - | - | - | 0 | - | - | - | 0 | 0 | |
| 48 YUGOSLAVIA | 2 | 9 | 0 | - | 5 | 0 | 17 | 1 | 2 | 27 | 9 | 132 | |
| 52 TURKEY | - | - | - | - | - | - | - | - | - | - | - | - | |
| 56 USSR | - | - | - | - | - | - | - | - | - | - | - | - | |
| 58 GERMAN DR | 0 | - | - | - | 1 | - | 9 | 2 | 0 | 0 | 1 | 14 | |
| 60 POLAND | - | - | - | - | 1 | - | 1 | 0 | 0 | 0 | 1 | 6 | |
| 62 CZECHOSLOVAKIA | 0 | 0 | 0 | 0 | 0 | 0 | 7 | 0 | 1 | 1 | 4 | 30 | |
| 64 HUNGARY | 0 | 0 | 0 | 2 | 1 | - | 2 | 0 | 0 | 1 | 2 | 36 | |
| 66 RUMANIA | 0 | 0 | - | 5 | 8 | 1 | 4 | 0 | 0 | 8 | 5 | 40 | |
| 68 BULGARIA | 0 | 8 | 2 | 0 | 14 | 1 | 1 | 0 | 0 | 10 | 7 | 95 | |
| 71 TOTAL STATE TRADING | 2 | 18 | 3 | 7 | 30 | 2 | 42 | 3 | 4 | 47 | 26 | 352 | |
| 72 OTHER EUROP. COUNTRIES | - | - | - | - | - | - | - | - | - | - | - | - | |
| 80 NEAR AND MIDDLE EAST | - | - | - | - | - | - | - | - | - | - | - | - | |
| 83 OTHER COUNTRIES | - | - | - | - | - | - | - | - | - | - | - | - | |
| 88 TOTAL THIRD COUNTRIES | 2 | 18 | 3 | 7 | 35 | 2 | 48 | 5 | 6 | 52 | 29 | 379 | |
| 89 NOT SPECIFIED | - | - | - | - | - | - | - | - | - | - | - | - | |
| 95 ZUSAMMEN-TOTAL A | 5 | 19 | 3 | 7 | 43 | 2 | 132 | 10 | 7 | 74 | 34 | 514 | |

EISENBahn - RAILWAY - CHEMIN DE FER
 GRENZUEBERSCHREITENDER VERKEHR NACH LAND UND GUETERGRUPPE
 INTERNATIONAL TRAFFIC BY COUNTRY AND GROUP OF GOODS
 TRAFIC INTERNATIONAL PAR PAYS ET GROUPE DE MARCHANDISES

2.1.10:3 (5A)
 HELLAS
 1983
 1000 T

| LAND - COUNTRY - PAYS | GUETERGRUPPE | | | GROUP OF GOODS | | | | GROUPE DE MARCHANDISES | | | | | |
|---|--------------|-----|----|----------------|----|----|----|------------------------|------|----|-----|----|----|
| | 01 | 02 | 03 | 04 | 05 | 06 | 07 | 08 | 09 | 10 | 11 | 12 | 13 |
| B. VERSAND NACH: DISPATCHED TO: EXPEDITIONS VERS: | | | | | | | | | | | | | |
| 01 BR DEUTSCHLAND | - | 37 | - | - | 0 | 0 | - | - | - | - | - | - | - |
| 02 FRANCE | - | 0 | - | - | - | 0 | - | - | - | - | - | - | - |
| 03 ITALIA | - | - | - | - | - | 1 | - | - | - | - | - | - | - |
| 04 NEDERLAND | - | 0 | - | - | - | - | - | - | - | - | - | - | 0 |
| 05 BELGIQUE/BELGIE | - | - | - | - | - | - | - | - | - | - | - | - | - |
| 06 LUXEMBOURG | - | - | - | - | - | - | - | - | - | - | - | - | - |
| 07 UNITED KINGDOM | - | - | - | - | - | - | - | - | - | - | - | - | - |
| 08 IRELAND | - | - | - | - | - | - | - | - | - | - | - | - | - |
| 09 DANMARK | - | - | - | - | - | - | - | - | - | - | - | - | - |
| 10 HELLAS | - | - | - | - | - | - | - | - | - | - | - | - | - |
| 20 EUR | - | 38 | - | - | 0 | 1 | - | - | - | - | - | - | 0 |
| 28 NORWAY | - | - | - | - | - | - | - | - | - | - | - | - | - |
| 30 SWEDEN | - | 1 | - | - | - | - | - | - | - | - | - | - | - |
| 32 FINLAND | - | - | - | - | - | - | - | - | - | - | - | - | - |
| 36 SWITZERLAND | - | - | - | - | - | 0 | - | - | - | - | - | - | - |
| 38 AUSTRIA | - | 2 | - | - | - | 0 | - | - | - | - | - | - | - |
| 40 PORTUGAL | - | - | - | - | - | - | - | - | - | - | - | - | - |
| 42 SPAIN | - | - | - | - | - | - | - | - | - | - | - | - | - |
| 48 YUGOSLAVIA | - | 3 | - | - | 6 | 8 | - | - | 1085 | 96 | 23 | 7 | 17 |
| 52 TURKEY | - | - | - | - | - | 1 | - | - | - | - | - | - | - |
| 56 USSR | - | - | - | - | - | - | - | - | - | - | - | - | - |
| 58 GERMAN DR | - | 5 | - | - | 0 | 1 | - | - | - | - | - | - | - |
| 60 POLAND | - | 0 | - | - | 0 | 0 | - | - | - | - | - | - | - |
| 62 CZECHOSLOVAKIA | - | 13 | 0 | - | 3 | 1 | - | 5 | - | - | - | - | 0 |
| 64 HUNGARY | - | 17 | - | - | 2 | 2 | - | - | - | 0 | 0 | - | 3 |
| 66 RUMANIA | - | 10 | - | - | 3 | 0 | - | - | - | 0 | 0 | - | - |
| 68 BULGARIA | - | 13 | - | 10 | 5 | 16 | - | - | - | - | 61 | 1 | 0 |
| 71 TOTAL STATE TRADING | - | 62 | 0 | 10 | 19 | 29 | - | 5 | 1085 | 97 | 84 | 8 | 20 |
| 72 OTHER EUROP. COUNTRIES | - | - | - | - | - | - | - | - | - | - | - | - | - |
| 80 NEAR AND MIDDLE EAST | - | - | - | - | - | - | - | - | - | - | - | - | - |
| 83 OTHER COUNTRIES | - | - | - | - | - | - | - | - | - | - | - | - | - |
| 88 TOTAL THIRD COUNTRIES | - | 65 | 0 | 10 | 19 | 30 | - | 5 | 1085 | 97 | 84 | 8 | 20 |
| 89 NOT SPECIFIED | - | - | - | - | - | - | - | - | - | - | - | - | - |
| 95 ZUSAMMEN-TOTAL B | - | 103 | 0 | 10 | 19 | 31 | - | 5 | 1085 | 97 | 84 | 8 | 20 |
| 97 INSGESAMT-TOTAL A+B | 0 | 103 | 47 | 70 | 21 | 36 | 0 | 16 | 1085 | 97 | 113 | 8 | 45 |

EISENBahn - RAILWAY - CHEMIN DE FER
 GRENZUEBERSCHREITENDER VERKEHR NACH LAND UND GUETERGRUPPE
 INTERNATIONAL TRAFFIC BY COUNTRY AND GROUP OF GOODS
 TRAFIC INTERNATIONAL PAR PAYS ET GROUPE DE MARCHANDISES

2.1.10:4 (5A)
 HELLAS
 1983
 1000 T

| LAND - COUNTRY - PAYS | GUETERGRUPPE | | | GROUP OF GOODS | | | | GROUPE DE MARCHANDISES | | | | | |
|---|--------------|----|----|----------------|----|----|-----|------------------------|----|----|----|-------|--|
| | 14 | 15 | 16 | 17 | 18 | 19 | 20 | 21 | 22 | 23 | 24 | 01-24 | |
| B. VERSAND NACH: DISPATCHED TO: EXPEDITIONS VERS: | | | | | | | | | | | | | |
| 01 BR DEUTSCHLAND | - | 0 | - | - | 2 | - | 0 | 0 | - | 0 | 1 | 41 | |
| 02 FRANCE | - | - | - | - | 0 | - | 0 | 0 | - | 0 | 0 | 1 | |
| 03 ITALIA | - | - | - | - | 4 | - | 0 | 0 | - | 0 | 0 | 5 | |
| 04 NEDERLAND | - | - | - | - | 9 | - | 0 | - | - | - | 0 | 10 | |
| 05 BELGIQUE/BELGIE | - | - | - | - | - | - | 0 | - | - | - | - | 0 | |
| 06 LUXEMBOURG | - | - | - | - | - | - | - | - | - | - | - | - | |
| 07 UNITED KINGDOM | - | - | - | - | - | - | - | - | - | - | - | - | |
| 08 IRELAND | - | - | - | - | - | - | - | - | - | - | - | - | |
| 09 DANMARK | - | - | - | - | - | - | - | - | - | 0 | - | 0 | |
| 10 HELLAS | - | - | - | - | - | - | - | - | - | - | - | - | |
| 20 EUR | - | 0 | - | - | 16 | - | 1 | 0 | - | 1 | 1 | 57 | |
| 28 NORWAY | - | - | - | - | - | - | - | - | - | - | - | - | |
| 30 SWEDEN | - | - | - | - | - | - | - | - | - | - | - | 1 | |
| 32 FINLAND | - | - | - | - | - | - | - | - | - | 0 | - | 0 | |
| 36 SWITZERLAND | - | - | - | - | - | - | - | - | - | - | - | 0 | |
| 38 AUSTRIA | - | 0 | - | - | 0 | - | 0 | 0 | - | - | 0 | 2 | |
| 40 PORTUGAL | - | - | - | - | - | - | - | - | - | - | - | - | |
| 42 SPAIN | - | - | - | - | - | - | - | - | - | - | - | - | |
| 48 YUGOSLAVIA | 0 | 22 | 0 | 0 | 5 | 0 | 0 | 0 | - | 1 | 3 | 1278 | |
| 52 TURKEY | - | 0 | - | - | 0 | - | - | - | - | 0 | 0 | 1 | |
| 56 USSR | - | - | - | - | - | - | - | - | - | - | - | - | |
| 58 GERMAN DR | - | - | - | - | - | - | 0 | - | - | - | 0 | 7 | |
| 60 POLAND | - | - | - | - | 0 | - | - | - | - | - | 0 | 1 | |
| 62 CZECHOSLOVAKIA | - | 0 | - | - | 1 | - | 0 | - | - | - | 1 | 25 | |
| 64 HUNGARY | - | 1 | - | - | 2 | 0 | - | - | - | - | 0 | 26 | |
| 66 RUMANIA | - | 2 | - | - | 4 | - | 1 | 3 | 0 | 1 | 1 | 18 | |
| 68 BULGARIA | 1 | 25 | 0 | 0 | 12 | 0 | 2 | 4 | 0 | 4 | 5 | 118 | |
| 71 TOTAL STATE TRADING | 1 | 25 | 0 | 0 | 12 | 0 | 2 | 4 | 0 | 4 | 5 | 1472 | |
| 72 OTHER EUROP. COUNTRIES | - | - | - | - | - | - | - | - | - | - | - | - | |
| 80 NEAR AND MIDDLE EAST | - | - | - | - | - | - | - | 0 | - | - | - | 0 | |
| 83 OTHER COUNTRIES | - | - | - | - | - | - | - | - | - | - | - | - | |
| 88 TOTAL THIRD COUNTRIES | 1 | 25 | 0 | 0 | 13 | 0 | 2 | 4 | 0 | 4 | 6 | 1477 | |
| 89 NOT SPECIFIED | - | - | - | - | - | - | - | - | - | - | - | - | |
| 95 ZUSAMMEN-TOTAL B | 1 | 25 | 0 | 0 | 28 | 0 | 3 | 4 | 0 | 5 | 7 | 1534 | |
| 97 INSGESAMT-TOTAL A+B | 6 | 43 | 3 | 7 | 71 | 2 | 134 | 14 | 8 | 79 | 41 | 2048 | |

GRENZUEBERSCHREITENDER VERKEHR NACH LAND UND GUETERGRUPPE

EUR

INTERNATIONAL TRAFFIC BY COUNTRY AND GROUP OF GOODS

1983

TRAFFIC INTERNATIONAL PAR PAYS ET GROUPE DE MARCHANDISES

1000 T

| LAND - COUNTRY - PAYS | GUETERGRUPPE - GROUP OF GOODS - GROUPE DE MARCHANDISES | | | | | | | | | | | | |
|---|--|------|-----|------|-----|------|-----|-------|----|------|------|-----|-------|
| | 01 | 02 | 03 | 04 | 05 | 06 | 07 | 08 | 09 | 10 | 11 | 12 | 13 |
| A. EMPFANG AUS: RECEIVED FROM: RECEPTIONS DE: | | | | | | | | | | | | | |
| 01 BR DEUTSCHLAND | 21 | 22 | 175 | 179 | 65 | 188 | 11 | 6591 | 0 | 281 | 936 | 49 | 2661 |
| 02 FRANCE | 2769 | 117 | 136 | 209 | 27 | 1116 | 401 | 783 | 0 | 230 | 2713 | 94 | 3461 |
| 03 ITALIA | 17 | 762 | 0 | 2 | 16 | 214 | 1 | 10 | 2 | 46 | 3 | 992 | |
| 04 NEDERLAND | 18 | 9 | 0 | 8 | 4 | 67 | 30 | 216 | 6 | 197 | 2462 | 5 | 185 |
| 05 BELGIQUE/BELGIE | 299 | 15 | 2 | 52 | 2 | 270 | 13 | 605 | 0 | 1172 | 1447 | 11 | 2917 |
| 06 LUXEMBOURG | - | 0 | - | 13 | 0 | 2 | - | - | - | 0 | 8 | - | 1631 |
| 07 UNITED KINGDOM | 9 | 0 | - | 0 | 2 | 12 | - | - | - | 0 | - | 3 | 56 |
| 08 IRELAND | - | 0 | - | - | 2 | - | - | - | - | - | - | 0 | 16 |
| 09 DANMARK | 3 | 2 | 1 | 48 | 2 | 32 | 0 | 1 | - | - | 5 | 0 | - |
| 10 HELLAS | - | 35 | - | 2 | - | 0 | - | - | - | - | - | - | - |
| 20 EUR | 3136 | 962 | 315 | 514 | 118 | 1902 | 457 | 8206 | 7 | 1884 | 7618 | 165 | 11919 |
| 28 NORWAY | - | 0 | - | 2 | 0 | 3 | - | 0 | - | - | 0 | 0 | 7 |
| 30 SWEDEN | 0 | 0 | 1 | 822 | 7 | 18 | 0 | 0 | - | 0 | 5 | 1 | 374 |
| 32 FINLAND | - | - | - | 30 | 0 | 0 | - | - | - | - | - | - | 0 |
| 36 SWITZERLAND | 8 | 80 | 4 | 350 | 44 | 102 | 4 | 0 | 0 | 74 | 302 | 37 | 802 |
| 38 AUSTRIA | 4 | 11 | 7 | 656 | 42 | 61 | 2 | 2 | 0 | 76 | 14 | 109 | 509 |
| 40 PORTUGAL | - | 0 | 0 | 6 | 0 | 0 | - | - | - | - | - | - | - |
| 42 SPAIN | 0 | 549 | - | 3 | 1 | 55 | 16 | - | - | 0 | 0 | 0 | 17 |
| 48 YUGOSLAVIA | 80 | 65 | 23 | 456 | 26 | 51 | 4 | 36 | 0 | 77 | 155 | 13 | 57 |
| 52 TURKEY | - | - | - | - | - | - | - | - | - | - | - | - | - |
| 56 USSR | - | - | - | - | 0 | - | - | - | - | - | - | - | 0 |
| 58 GERMAN DR | 208 | - | 1 | 308 | 87 | 58 | 26 | 1376 | - | 4967 | 8 | 31 | 2648 |
| 60 POLAND | 0 | 19 | 2 | 88 | 41 | 15 | 3 | 63 | 0 | 24 | 13 | 3 | 44 |
| 62 CZECHOSLOVAKIA | 0 | 38 | 16 | 369 | 41 | 39 | 6 | 2811 | 0 | 530 | 126 | 11 | 509 |
| 64 HUNGARY | 6 | 23 | 48 | 240 | 35 | 77 | 14 | 0 | 0 | 104 | 10 | 9 | 75 |
| 66 RUMANIA | 1 | 2 | - | 155 | 17 | 13 | 3 | - | - | 9 | 0 | 0 | 7 |
| 68 BULGARIA | - | 0 | 0 | 5 | 4 | 2 | 0 | 5 | - | 25 | 29 | 1 | 11 |
| 71 TOTAL STATE TRADING | 296 | 147 | 90 | 1620 | 251 | 256 | 54 | 4292 | 0 | 5737 | 341 | 68 | 3352 |
| 72 OTHER EUROP. COUNTRIES | 8 | 3 | 6 | 24 | 1 | 3 | 0 | 0 | - | 1 | 5 | 0 | 14 |
| 80 NEAR AND MIDDLE EAST | - | - | - | - | - | - | - | - | - | - | - | - | - |
| 83 OTHER COUNTRIES | - | - | - | - | - | - | - | - | - | - | - | - | - |
| 88 TOTAL THIRD COUNTRIES | 316 | 792 | 107 | 3514 | 346 | 498 | 76 | 4294 | 1 | 5888 | 667 | 216 | 5076 |
| 89 NOT SPECIFIED | 1 | 172 | - | 18 | 20 | 83 | - | 12 | - | 2 | 0 | 20 | 68 |
| 95 ZUSAMMEN-TOTAL A | 3453 | 1927 | 422 | 4046 | 485 | 2483 | 534 | 12512 | 7 | 7773 | 8286 | 402 | 17062 |

GRENZUEBERSCHREITENDER VERKEHR NACH LAND UND GUETERGRUPPE

EUR

INTERNATIONAL TRAFFIC BY COUNTRY AND GROUP OF GOODS

1983

TRAFFIC INTERNATIONAL PAR PAYS ET GROUPE DE MARCHANDISES

1000 T

| LAND - COUNTRY - PAYS | GUETERGRUPPE - GROUP OF GOODS - GROUPE DE MARCHANDISES | | | | | | | | | | | | |
|---|--|------|------|-----|------|-----|------|-----|-----|------|------|-------|--|
| | 14 | 15 | 16 | 17 | 18 | 19 | 20 | 21 | 22 | 23 | 24 | 01-24 | |
| A. EMPFANG AUS: RECEIVED FROM: RECEPTIONS DE: | | | | | | | | | | | | | |
| 01 BR DEUTSCHLAND | 127 | 1003 | 465 | 77 | 1089 | 53 | 1290 | 40 | 54 | 271 | 1956 | 17605 | |
| 02 FRANCE | 149 | 1100 | 262 | 26 | 952 | 77 | 528 | 31 | 25 | 130 | 834 | 16170 | |
| 03 ITALIA | 54 | 58 | 26 | 3 | 104 | 16 | 759 | 24 | 40 | 120 | 2169 | 5439 | |
| 04 NEDERLAND | 4 | 201 | 630 | 24 | 762 | 20 | 73 | 2 | 1 | 6 | 863 | 5793 | |
| 05 BELGIQUE/BELGIE | 646 | 690 | 690 | 10 | 685 | 61 | 324 | 3 | 77 | 21 | 1482 | 11496 | |
| 06 LUXEMBOURG | 73 | 19 | 351 | 0 | 0 | - | 4 | 1 | 3 | 1 | 3 | 2110 | |
| 07 UNITED KINGDOM | 7 | 16 | 2 | 0 | 13 | - | 9 | 0 | 2 | 1 | 163 | 295 | |
| 08 IRELAND | - | - | - | - | - | - | - | - | - | - | - | - | |
| 09 DANMARK | 5 | 1 | 53 | - | 2 | 19 | 26 | 1 | 3 | 8 | 275 | 504 | |
| 10 HELLAS | - | - | - | - | 12 | - | 0 | 0 | - | 0 | 10 | 61 | |
| 20 EUR | 1064 | 3088 | 2479 | 140 | 3618 | 246 | 3012 | 103 | 205 | 557 | 7756 | 59472 | |
| 28 NORWAY | 0 | 2 | 0 | - | 13 | 0 | 10 | 0 | 0 | 3 | 1 | 41 | |
| 30 SWEDEN | 15 | 11 | 2 | 4 | 72 | 321 | 32 | 9 | 1 | 704 | 83 | 2483 | |
| 32 FINLAND | - | 0 | - | - | 0 | 3 | 0 | 0 | 0 | 26 | 4 | 65 | |
| 36 SWITZERLAND | 18 | 229 | 44 | 2 | 358 | 134 | 177 | 26 | 34 | 189 | 885 | 3903 | |
| 38 AUSTRIA | 161 | 202 | 437 | 11 | 351 | 85 | 127 | 54 | 13 | 326 | 672 | 3930 | |
| 40 PORTUGAL | 0 | 0 | - | - | - | - | 11 | - | - | 5 | 4 | 26 | |
| 42 SPAIN | 14 | 27 | - | - | 6 | 3 | 86 | 2 | 9 | 17 | 160 | 967 | |
| 48 YUGOSLAVIA | 20 | 35 | 3 | 17 | 49 | 11 | 116 | 15 | 19 | 119 | 68 | 1515 | |
| 52 TURKEY | - | - | - | - | - | 0 | - | - | 0 | - | 0 | 0 | |
| 56 USSR | - | - | - | - | - | - | - | - | - | - | - | 0 | |
| 58 GERMAN DR | 265 | 1008 | 1098 | 346 | 650 | 7 | 91 | 85 | 38 | 148 | 68 | 13525 | |
| 60 POLAND | 21 | 13 | 28 | 32 | 110 | 4 | 42 | 18 | 9 | 52 | 44 | 688 | |
| 62 CZECHOSLOVAKIA | 29 | 128 | 50 | 160 | 162 | 56 | 90 | 24 | 38 | 202 | 77 | 5514 | |
| 64 HUNGARY | 3 | 5 | 111 | 114 | 106 | 1 | 38 | 11 | 7 | 24 | 42 | 1102 | |
| 66 RUMANIA | 0 | 8 | 3 | 22 | 27 | 17 | 30 | 22 | 10 | 195 | 8 | 526 | |
| 68 BULGARIA | 0 | 8 | 2 | 9 | 17 | 1 | 2 | 1 | 1 | 18 | 15 | 157 | |
| 71 TOTAL STATE TRADING | 338 | 1198 | 1295 | 700 | 1121 | 82 | 409 | 177 | 121 | 758 | 323 | 23028 | |
| 72 OTHER EUROP. COUNTRIES | 0 | 4 | 1 | 1 | 43 | 9 | 0 | 0 | - | 38 | 29 | 199 | |
| 80 NEAR AND MIDDLE EAST | - | - | - | - | - | - | - | - | - | - | - | - | |
| 83 OTHER COUNTRIES | - | - | - | - | - | - | - | - | - | - | - | 0 | |
| 88 TOTAL THIRD COUNTRIES | 547 | 1674 | 1779 | 718 | 1927 | 671 | 862 | 268 | 179 | 2066 | 2162 | 34643 | |
| 89 NOT SPECIFIED | 50 | 34 | 22 | 0 | 66 | 0 | 63 | 20 | 4 | 88 | 20 | 762 | |
| 95 ZUSAMMEN-TOTAL A | 1660 | 4795 | 4280 | 859 | 5611 | 917 | 3937 | 391 | 388 | 2711 | 9937 | 94878 | |

EISENBAHN - RAILWAY - CHEMIN DE FER 2.1.11:3 (5A)
 GRENZUEBERSCHREITENDER VERKEHR NACH LAND UND GUETERGRUPPE EUR
 INTERNATIONAL TRAFFIC BY COUNTRY AND GROUP OF GOODS 1983
 TRAFIC INTERNATIONAL PAR PAYS ET GROUPE DE MARCHANDISES 1000 T

| LAND - COUNTRY - PAYS | GUETERGRUPPE | | | | GROUP OF GOODS | | | | GROUPE DE MARCHANDISES | | | | |
|---|--------------|------|-----|------|----------------|------|-----|-------|------------------------|-------|------|-----|-------|
| | 01 | 02 | 03 | 04 | 05 | 06 | 07 | 08 | 09 | 10 | 11 | 12 | 13 |
| B. VERSAND NACH: DISPATCHED TO: EXPEDITIONS VERS: | | | | | | | | | | | | | |
| 01 BR DEUTSCHLAND | 99 | 833 | 0 | 130 | 26 | 515 | 278 | 696 | 2 | 257 | 2952 | 6 | 2564 |
| 02 FRANCE | 329 | 258 | 11 | 46 | 19 | 382 | 44 | 3663 | 1 | 609 | 530 | 13 | 4002 |
| 03 ITALIA | 1102 | 97 | 82 | 278 | 59 | 765 | 3 | 164 | 0 | 202 | 2589 | 10 | 1832 |
| 04 NEDERLAND | 238 | 47 | 0 | 5 | 9 | 97 | 33 | 745 | - | 99 | 7 | 384 | 227 |
| 05 BELGIQUE/BELGIE | 1417 | 37 | 0 | 34 | 11 | 688 | 133 | 1355 | 3 | 28 | 562 | 98 | 3001 |
| 06 LUXEMBOURG | 15 | 1 | - | 3 | - | 2 | 0 | 1737 | - | 649 | 1004 | 2 | 157 |
| 07 UNITED KINGDOM | 2 | 18 | - | 5 | 24 | 97 | 0 | 14 | - | 0 | 0 | - | 107 |
| 08 IRELAND | - | - | - | - | - | - | - | - | - | - | - | - | - |
| 09 DANMARK | 0 | 18 | - | 2 | 7 | 42 | 2 | 12 | - | 14 | - | 1 | 71 |
| 10 HELLAS | - | 1 | 2 | 0 | 8 | 3 | - | 0 | - | 0 | - | - | 5 |
| 20 EUR | 3202 | 1305 | 95 | 504 | 162 | 2591 | 493 | 8387 | 6 | 1859 | 7645 | 514 | 11966 |
| 28 NORWAY | 0 | 10 | - | 0 | 0 | 28 | - | - | - | 0 | 0 | - | 16 |
| 30 SWEDEN | - | 41 | 0 | 143 | 8 | 82 | 0 | 1 | 0 | 5 | 40 | 4 | 267 |
| 32 FINLAND | - | - | - | - | 0 | 0 | - | - | - | - | - | - | 0 |
| 36 SWITZERLAND | 459 | 304 | 0 | 79 | 79 | 684 | 13 | 167 | - | 1787 | 74 | 5 | 1061 |
| 38 AUSTRIA | 3 | 152 | 0 | 76 | 21 | 323 | 22 | 500 | 0 | 542 | 480 | 51 | 204 |
| 40 PORTUGAL | - | 1 | - | 4 | 2 | 1 | - | 0 | - | - | - | - | 0 |
| 42 SPAIN | 0 | 8 | 1 | 15 | 5 | 10 | 0 | 11 | - | - | 3 | 0 | 184 |
| 48 YUGOSLAVIA | 0 | 12 | 0 | 1 | 46 | 151 | 8 | 22 | 1085 | 149 | 35 | 10 | 204 |
| 52 TURKEY | - | - | 0 | - | 1 | 7 | - | - | - | - | - | - | 0 |
| 56 USSR | - | - | - | - | - | - | - | - | - | - | - | - | - |
| 58 GERMAN DR | 68 | 15 | 0 | 22 | 71 | 696 | 129 | 120 | 0 | 62 | 185 | 83 | 1168 |
| 60 POLAND | 0 | 0 | 0 | 1 | 20 | 28 | 13 | 2 | 0 | 9 | 0 | 1 | 45 |
| 62 CZECHOSLOVAKIA | 32 | 106 | 0 | 6 | 41 | 319 | 57 | 7 | - | 14 | 33 | 9 | 142 |
| 64 HUNGARY | 4 | 47 | 0 | 10 | 36 | 118 | 9 | 27 | 0 | 3 | 0 | 15 | 59 |
| 66 RUMANIA | 0 | 10 | - | 1 | 14 | 7 | 4 | 190 | - | 2 | 1 | 7 | 51 |
| 68 BULGARIA | 0 | 13 | 0 | 10 | 27 | 55 | 2 | 1 | - | 4 | 61 | 2 | 53 |
| 71 TOTAL STATE TRADING | 105 | 202 | 1 | 51 | 254 | 1375 | 223 | 369 | 1085 | 244 | 314 | 126 | 1723 |
| 72 OTHER EUROP. COUNTRIES | 1 | 80 | - | - | 1 | 13 | 0 | - | - | 0 | 0 | - | 3 |
| 80 NEAR AND MIDDLE EAST | - | - | - | - | - | 0 | - | - | - | - | - | - | - |
| 83 OTHER COUNTRIES | - | - | 0 | 0 | - | - | - | - | - | - | - | - | - |
| 88 TOTAL THIRD COUNTRIES | 569 | 799 | 2 | 369 | 371 | 2526 | 259 | 1049 | 1085 | 2578 | 912 | 187 | 3459 |
| 89 NOT SPECIFIED | 5 | 3 | - | 0 | 1 | 17 | - | - | - | 21 | 0 | 22 | 38 |
| 95 ZUSAMMEN-TOTAL B | 3776 | 2107 | 97 | 873 | 534 | 5134 | 752 | 9436 | 1091 | 4458 | 8556 | 723 | 15463 |
| 97 A + B (THIRD COUNTRIES) | 4022 | 2725 | 424 | 4415 | 856 | 5008 | 793 | 13561 | 1092 | 10352 | 9197 | 589 | 20522 |

EISENBAHN - RAILWAY - CHEMIN DE FER 2.1.11:4 (5A)
 GRENZUEBERSCHREITENDER VERKEHR NACH LAND UND GUETERGRUPPE EUR
 INTERNATIONAL TRAFFIC BY COUNTRY AND GROUP OF GOODS 1983
 TRAFIC INTERNATIONAL PAR PAYS ET GROUPE DE MARCHANDISES 1000 T

| LAND - COUNTRY - PAYS | GUETERGRUPPE | | | | GROUP OF GOODS | | | | GROUPE DE MARCHANDISES | | | | |
|---|--------------|------|------|-----|----------------|------|------|-----|------------------------|------|-------|--------|--|
| | 14 | 15 | 16 | 17 | 18 | 19 | 20 | 21 | 22 | 23 | 24 | 01-24 | |
| B. VERSAND NACH: DISPATCHED TO: EXPEDITIONS VERS: | | | | | | | | | | | | | |
| 01 BR DEUTSCHLAND | 257 | 314 | 578 | 31 | 1139 | 39 | 563 | 16 | 39 | 164 | 1776 | 13257 | |
| 02 FRANCE | 72 | 239 | 1294 | 33 | 745 | 85 | 739 | 21 | 77 | 148 | 790 | 14148 | |
| 03 ITALIA | 28 | 1404 | 222 | 69 | 540 | 122 | 523 | 13 | 39 | 104 | 2297 | 12543 | |
| 04 NEDERLAND | 343 | 1032 | 35 | 0 | 471 | 10 | 218 | 9 | 28 | 29 | 935 | 4995 | |
| 05 BELGIQUE/BELGIE | 12 | 333 | 143 | 3 | 879 | 0 | 788 | 23 | 13 | 38 | 982 | 10581 | |
| 06 LUXEMBOURG | 311 | 56 | 61 | 0 | 5 | 0 | 20 | 2 | 0 | 1 | 6 | 4035 | |
| 07 UNITED KINGDOM | 41 | 53 | 26 | 0 | 65 | 0 | 16 | 4 | 2 | 19 | 338 | 831 | |
| 08 IRELAND | - | - | - | - | - | - | - | - | - | - | - | - | |
| 09 DANMARK | 2 | 102 | 0 | 0 | 81 | 0 | 114 | 0 | 19 | 17 | 147 | 863 | |
| 10 HELLAS | 2 | 0 | - | - | 7 | - | 78 | 5 | 1 | 13 | 24 | 149 | |
| 20 EUR | 1069 | 3532 | 2571 | 137 | 3932 | 256 | 3038 | 93 | 218 | 532 | 7296 | 61402 | |
| 28 NORWAY | 1 | 0 | 1 | 0 | 12 | 7 | 36 | 2 | 17 | 5 | 7 | 141 | |
| 30 SWEDEN | 34 | 39 | 5 | 2 | 163 | 30 | 125 | 12 | 23 | 51 | 123 | 1199 | |
| 32 FINLAND | 0 | 0 | 0 | - | 1 | - | 3 | 0 | 0 | 0 | 8 | 13 | |
| 36 SWITZERLAND | 66 | 643 | 377 | 11 | 768 | 44 | 294 | 46 | 79 | 151 | 802 | 7995 | |
| 38 AUSTRIA | 11 | 190 | 452 | 15 | 504 | 144 | 347 | 14 | 34 | 69 | 452 | 4609 | |
| 40 PORTUGAL | 2 | 2 | 0 | - | 2 | - | 41 | 0 | 1 | 1 | 1 | 60 | |
| 42 SPAIN | 1 | 1 | 1 | - | 32 | 0 | 132 | 1 | 3 | 4 | 119 | 532 | |
| 48 YUGOSLAVIA | 14 | 59 | 5 | 19 | 300 | 2 | 128 | 16 | 6 | 54 | 54 | 2378 | |
| 52 TURKEY | - | 0 | 0 | - | 0 | - | 5 | 0 | 0 | 0 | 4 | 19 | |
| 56 USSR | - | - | - | - | 3 | - | 0 | - | - | 0 | 0 | 4 | |
| 58 GERMAN DR | 13 | 10 | 82 | 3 | 485 | 17 | 175 | 20 | 7 | 80 | 50 | 3561 | |
| 60 POLAND | 10 | 15 | 31 | 1 | 210 | 0 | 24 | 5 | 4 | 49 | 59 | 529 | |
| 62 CZECHOSLOVAKIA | 6 | 18 | 450 | 2 | 258 | 1 | 51 | 5 | 2 | 31 | 57 | 1648 | |
| 64 HUNGARY | 10 | 25 | 204 | 2 | 210 | 1 | 25 | 7 | 5 | 41 | 27 | 887 | |
| 66 RUMANIA | 12 | 12 | 4 | 3 | 67 | 0 | 14 | 2 | 1 | 6 | 9 | 413 | |
| 68 BULGARIA | 17 | 16 | 0 | 0 | 90 | 0 | 28 | 7 | 3 | 21 | 13 | 424 | |
| 71 TOTAL STATE TRADING | 82 | 156 | 775 | 29 | 1623 | 22 | 445 | 63 | 26 | 281 | 269 | 9844 | |
| 72 OTHER EUROP. COUNTRIES | 2 | 1 | 0 | - | 4 | 0 | 29 | 2 | 1 | 11 | 24 | 175 | |
| 80 NEAR AND MIDDLE EAST | - | - | - | - | - | - | 0 | 0 | - | 0 | 0 | 1 | |
| 83 OTHER COUNTRIES | - | - | - | - | 0 | - | 0 | - | - | 0 | 2 | 3 | |
| 88 TOTAL THIRD COUNTRIES | 199 | 1033 | 1611 | 57 | 3110 | 247 | 1456 | 141 | 184 | 575 | 1812 | 24590 | |
| 89 NOT SPECIFIED | 4 | 21 | 0 | 0 | 36 | 0 | 33 | 7 | 10 | 7 | 30 | 257 | |
| 95 ZUSAMMEN-TOTAL B | 1272 | 4587 | 4182 | 194 | 7078 | 503 | 4528 | 242 | 412 | 1114 | 9137 | 86248 | |
| 97 A + B (THIRD COUNTRIES) | 1860 | 5828 | 5891 | 916 | 8722 | 1164 | 5393 | 532 | 572 | 3285 | 11749 | 119467 | |

GRENZUEBERSCHREITENDER VERKEHR NACH LAND UND GUETERGRUPPE

BR DEUTSCHLAND

INTERNATIONAL TRAFFIC BY COUNTRY AND GROUP OF GOODS

1983

TRAFIC INTERNATIONAL PAR PAYS ET GROUPE DE MARCHANDISES

MIO TKM

| LAND - COUNTRY - PAYS | GUETERGRUPPE | | | GROUP OF GOODS | | | | GROUPE DE MARCHANDISES | | | | | |
|---|--------------|-----|----|----------------|----|-----|----|------------------------|----|-----|-----|----|------|
| | 01 | 02 | 03 | 04 | 05 | 06 | 07 | 08 | 09 | 10 | 11 | 12 | 13 |
| A. EMPFANG AUS: RECEIVED FROM: RECEPTIONS DE: | | | | | | | | | | | | | |
| 01 BR DEUTSCHLAND | - | - | - | - | - | - | - | - | - | - | - | - | - |
| 02 FRANCE | 15 | 18 | - | 18 | 2 | 32 | 35 | 88 | - | 34 | 10 | 1 | 133 |
| 03 ITALIA | 5 | 255 | 0 | 0 | 4 | 80 | 1 | 0 | - | 1 | 2 | 0 | 97 |
| 04 NEDERLAND | - | 1 | 0 | 1 | 0 | 2 | 0 | 5 | 0 | 26 | 422 | 0 | 23 |
| 05 BELGIQUE/BELGIE | 2 | 1 | - | 11 | 0 | 6 | 0 | 39 | 0 | 4 | 1 | 1 | 247 |
| 06 LUXEMBOURG | - | 0 | - | 1 | 0 | - | - | - | - | - | 1 | 0 | 161 |
| 07 UNITED KINGDOM | - | - | - | 0 | - | - | - | - | - | - | - | 0 | 5 |
| 08 IRELAND | - | - | - | - | - | - | - | - | - | - | - | - | - |
| 09 DANMARK | 3 | 0 | - | 16 | 1 | 19 | 0 | 0 | - | - | 2 | 0 | 8 |
| 10 HELLAS | - | 5 | - | - | - | 0 | - | - | - | - | - | - | - |
| 20 EUR | 24 | 281 | 0 | 48 | 8 | 140 | 36 | 132 | 0 | 65 | 438 | 2 | 673 |
| 28 NORWAY | - | - | - | 0 | 0 | 0 | - | - | - | - | 0 | - | 2 |
| 30 SWEDEN | - | 0 | - | 139 | 1 | 1 | 0 | - | - | 0 | 0 | 0 | 69 |
| 32 FINLAND | - | - | - | 0 | 0 | - | - | 0 | - | - | - | - | - |
| 36 SWITZERLAND | 2 | 9 | 0 | 1 | 5 | 4 | 1 | - | - | 4 | 2 | 4 | 81 |
| 38 AUSTRIA | 1 | 3 | 0 | 27 | 17 | 16 | 1 | 0 | - | 8 | 1 | 15 | 169 |
| 40 PORTUGAL | - | - | - | 0 | - | - | - | - | - | - | - | - | - |
| 42 SPAIN | - | 2 | - | 0 | 0 | 1 | 0 | - | - | - | - | - | 0 |
| 48 YUGOSLAVIA | 0 | 4 | 0 | 1 | 3 | 23 | 0 | - | - | 19 | 0 | 0 | 9 |
| 52 TURKEY | - | - | - | - | - | - | - | - | - | - | - | - | - |
| 56 USSR | - | - | - | - | - | - | - | - | - | - | - | - | - |
| 58 GERMAN DR | 16 | - | 0 | 29 | 10 | 7 | 3 | 120 | - | 245 | 1 | 3 | 177 |
| 60 POLAND | 0 | 1 | 0 | 11 | 4 | 1 | 0 | 13 | - | 1 | 2 | 0 | 5 |
| 62 CZECHOSLOVAKIA | 0 | 2 | 0 | 56 | 6 | 9 | 2 | 150 | - | 80 | 20 | 2 | 137 |
| 64 HUNGARY | 0 | 7 | 0 | 3 | 4 | 12 | 1 | 0 | 0 | 31 | 4 | 2 | 2 |
| 66 RUMANIA | - | 0 | - | 0 | 4 | 3 | 1 | - | - | 2 | - | - | 3 |
| 68 BULGARIA | - | 0 | - | - | 1 | 1 | - | - | - | 1 | 0 | 0 | 0 |
| 71 TOTAL STATE TRADING | 16 | 14 | 0 | 100 | 31 | 58 | 8 | 284 | 0 | 380 | 27 | 8 | 334 |
| 72 OTHER EUROP. COUNTRIES | - | - | - | - | - | - | - | - | - | - | - | - | - |
| 80 NEAR AND MIDDLE EAST | - | - | - | - | - | - | - | - | - | - | - | - | - |
| 83 OTHER COUNTRIES | - | - | - | - | - | - | - | - | - | - | - | - | - |
| 88 TOTAL THIRD COUNTRIES | 19 | 29 | 0 | 267 | 55 | 80 | 9 | 284 | 0 | 392 | 30 | 27 | 655 |
| 89 NOT SPECIFIED | - | - | - | - | - | - | - | - | - | - | - | - | - |
| 95 ZUSAMMEN-TOTAL A | 43 | 310 | 0 | 314 | 62 | 220 | 45 | 416 | 0 | 457 | 469 | 29 | 1329 |

GRENZUEBERSCHREITENDER VERKEHR NACH LAND UND GUETERGRUPPE

BR DEUTSCHLAND

INTERNATIONAL TRAFFIC BY COUNTRY AND GROUP OF GOODS

1983

TRAFIC INTERNATIONAL PAR PAYS ET GROUPE DE MARCHANDISES

MIO TKM

| LAND - COUNTRY - PAYS | GUETERGRUPPE | | | GROUP OF GOODS | | | | GROUPE DE MARCHANDISES | | | | |
|---|--------------|-----|-----|----------------|-----|----|-----|------------------------|----|-----|-----|-------|
| | 14 | 15 | 16 | 17 | 18 | 19 | 20 | 21 | 22 | 23 | 24 | 01-24 |
| A. EMPFANG AUS: RECEIVED FROM: RECEPTIONS DE: | | | | | | | | | | | | |
| 01 BR DEUTSCHLAND | - | - | - | - | - | - | - | - | - | - | - | - |
| 02 FRANCE | 7 | 52 | 28 | 2 | 70 | 1 | 29 | 1 | 2 | 18 | 30 | 626 |
| 03 ITALIA | 8 | 18 | 2 | 1 | 20 | 1 | 72 | 3 | 9 | 17 | 269 | 866 |
| 04 NEDERLAND | 1 | 2 | 5 | 4 | 102 | 10 | 8 | 0 | 0 | 0 | 51 | 665 |
| 05 BELGIQUE/BELGIE | 26 | 8 | 40 | 1 | 90 | 1 | 55 | 0 | 3 | 1 | 82 | 618 |
| 06 LUXEMBOURG | 5 | 1 | 61 | - | 0 | - | 0 | 0 | 1 | 0 | 1 | 233 |
| 07 UNITED KINGDOM | 3 | 3 | - | 0 | 1 | - | 0 | 0 | 0 | 0 | 3 | 17 |
| 08 IRELAND | - | - | - | - | - | - | - | - | - | - | - | - |
| 09 DANMARK | 4 | 1 | 36 | - | 1 | 4 | 8 | 1 | 0 | 1 | 51 | 155 |
| 10 HELLAS | - | - | - | - | 1 | - | 0 | 0 | 0 | 0 | 4 | 11 |
| 20 EUR | 53 | 84 | 172 | 8 | 285 | 17 | 174 | 5 | 15 | 38 | 491 | 3189 |
| 28 NORWAY | - | 0 | 0 | - | 1 | - | 1 | 0 | - | 0 | 0 | 5 |
| 30 SWEDEN | 1 | 1 | 0 | 0 | 8 | 23 | 3 | 1 | - | 55 | 5 | 309 |
| 32 FINLAND | - | - | - | - | 0 | - | 0 | - | - | 7 | 0 | 8 |
| 36 SWITZERLAND | 0 | 10 | 1 | 0 | 25 | 1 | 40 | 4 | 8 | 10 | 176 | 388 |
| 38 AUSTRIA | 67 | 52 | 102 | 1 | 90 | 6 | 45 | 34 | 3 | 106 | 192 | 955 |
| 40 PORTUGAL | 0 | 0 | - | - | - | - | 1 | - | 0 | 1 | 0 | 2 |
| 42 SPAIN | 0 | 5 | - | - | 0 | 0 | 5 | 1 | 0 | 2 | 15 | 32 |
| 48 YUGOSLAVIA | 5 | 6 | 0 | 0 | 10 | 1 | 26 | 4 | 2 | 21 | 20 | 157 |
| 52 TURKEY | - | - | - | - | - | - | - | - | - | - | - | - |
| 56 USSR | - | - | - | - | - | - | - | - | - | - | - | - |
| 58 GERMAN DR | 15 | 22 | 77 | 25 | 73 | 1 | 4 | 7 | 1 | 8 | 5 | 849 |
| 60 POLAND | 1 | 2 | 3 | 4 | 9 | 1 | 2 | 3 | 0 | 7 | 8 | 79 |
| 62 CZECHOSLOVAKIA | 7 | 35 | 4 | 23 | 35 | 2 | 9 | 6 | 3 | 18 | 21 | 627 |
| 64 HUNGARY | 0 | 1 | 6 | 9 | 38 | 0 | 13 | 3 | 1 | 4 | 9 | 152 |
| 66 RUMANIA | 0 | 0 | 0 | - | 4 | 0 | 2 | 6 | 0 | 41 | 1 | 72 |
| 68 BULGARIA | - | - | - | - | 1 | - | 0 | 0 | 0 | 0 | 0 | 6 |
| 71 TOTAL STATE TRADING | 28 | 65 | 91 | 61 | 170 | 5 | 57 | 28 | 13 | 100 | 64 | 1941 |
| 72 OTHER EUROP. COUNTRIES | - | - | - | - | - | - | - | - | - | - | - | - |
| 80 NEAR AND MIDDLE EAST | - | - | - | - | - | - | - | - | - | - | - | - |
| 83 OTHER COUNTRIES | - | - | - | - | - | - | - | - | - | - | - | - |
| 88 TOTAL THIRD COUNTRIES | 96 | 132 | 194 | 63 | 295 | 34 | 152 | 68 | 24 | 281 | 453 | 3640 |
| 89 NOT SPECIFIED | - | - | - | - | - | - | - | - | - | - | - | - |
| 95 ZUSAMMEN-TOTAL A | 150 | 217 | 366 | 70 | 580 | 52 | 326 | 72 | 40 | 320 | 944 | 6829 |

GRENZUEBERSCHREITENDER VERKEHR NACH LAND UND GUETERGRUPPE

BR DEUTSCHLAND

INTERNATIONAL TRAFFIC BY COUNTRY AND GROUP OF GOODS

1983

TRAFFIC INTERNATIONAL PAR PAYS ET GROUPE DE MARCHANDISES

MIO TKM

| LAND - COUNTRY - PAYS | GUETERGRUPPE | | | | | GROUP OF GOODS | | | GROUPE DE MARCHANDISES | | | | |
|---|--------------|-----|----|-----|-----|----------------|----|------|------------------------|-----|-----|----|------|
| | 01 | 02 | 03 | 04 | 05 | 06 | 07 | 08 | 09 | 10 | 11 | 12 | 13 |
| B. VERSAND NACH: DISPATCHED TO: EXPEDITIONS VERS: | | | | | | | | | | | | | |
| 01 BR DEUTSCHLAND | - | - | - | - | - | - | - | - | - | - | - | - | - |
| 02 FRANCE | 1 | 1 | 5 | 9 | 6 | 8 | 0 | 543 | - | 5 | - | - | 163 |
| 03 ITALIA | 0 | 4 | 5 | 53 | 20 | 145 | 3 | 42 | - | 46 | 120 | 0 | 207 |
| 04 NEDERLAND | - | 1 | 0 | 1 | 0 | 3 | 1 | 76 | - | 7 | 0 | 6 | 14 |
| 05 BELGIQUE/BELGIE | 7 | 4 | - | 0 | 2 | 5 | - | 180 | - | 6 | 10 | 3 | 152 |
| 06 LUXEMBOURG | 0 | 0 | - | 1 | 0 | 7 | - | 179 | - | 3 | 10 | - | 4 |
| 07 UNITED KINGDOM | - | 0 | - | 1 | 0 | - | - | - | - | 0 | - | - | 7 |
| 08 IRELAND | - | - | - | - | - | - | - | - | - | - | - | - | - |
| 09 DANMARK | - | 3 | - | 0 | 1 | 6 | 1 | 7 | - | 2 | - | - | 33 |
| 10 HELLAS | - | 0 | 0 | - | 2 | 1 | - | - | - | - | - | - | 2 |
| 20 EUR | 7 | 10 | 11 | 64 | 32 | 176 | 3 | 1027 | - | 68 | 148 | 10 | 582 |
| 28 NORWAY | - | 0 | - | - | 0 | 3 | - | - | - | 0 | - | - | 2 |
| 30 SWEDEN | - | 1 | - | 11 | 1 | 7 | 0 | 0 | - | 1 | 10 | 1 | 51 |
| 32 FINLAND | - | - | - | - | - | 0 | - | - | - | - | - | - | 0 |
| 36 SWITZERLAND | 10 | 25 | 0 | 28 | 36 | 100 | 1 | 61 | - | 77 | 12 | 0 | 173 |
| 38 AUSTRIA | 2 | 40 | 0 | 28 | 14 | 179 | 13 | 310 | - | 85 | 310 | 3 | 105 |
| 40 PORTUGAL | 0 | 0 | 0 | 0 | 0 | - | - | 0 | - | - | - | - | 0 |
| 42 SPAIN | 0 | - | 0 | 0 | 1 | 0 | - | 0 | - | - | - | 0 | 52 |
| 48 YUGOSLAVIA | - | 0 | 0 | 0 | 14 | 21 | 3 | 16 | - | 18 | 0 | 1 | 63 |
| 52 TURKEY | - | - | 0 | - | - | - | - | - | - | - | - | - | 0 |
| 56 USSR | - | - | - | - | - | - | - | - | - | - | - | - | 0 |
| 58 GERMAN DR | 3 | 0 | 0 | 2 | 12 | 50 | 12 | 46 | 0 | 18 | 9 | 17 | 276 |
| 60 POLAND | 0 | - | - | 0 | 3 | 3 | 3 | 1 | 0 | 1 | 0 | 0 | 6 |
| 62 CZECHOSLOVAKIA | 2 | 17 | 1 | 10 | 30 | 7 | 1 | 4 | 3 | 4 | 3 | 1 | 78 |
| 64 HUNGARY | 0 | 4 | 0 | 8 | 48 | 2 | 8 | 0 | 0 | 0 | 0 | 1 | 16 |
| 66 RUMANIA | - | - | 0 | 0 | 1 | 2 | 24 | 0 | 0 | 1 | 0 | 0 | 11 |
| 68 BULGARIA | - | - | 0 | 5 | 4 | 0 | 0 | 0 | 1 | - | - | 0 | 15 |
| 71 TOTAL STATE TRADING | 5 | 22 | 0 | 4 | 52 | 158 | 29 | 97 | 0 | 42 | 13 | 20 | 464 |
| 72 OTHER EUROP. COUNTRIES | - | - | - | - | - | - | - | - | - | - | - | - | - |
| 80 NEAR AND MIDDLE EAST | - | - | - | - | - | 0 | - | - | - | - | - | - | - |
| 83 OTHER COUNTRIES | - | - | - | - | - | - | - | - | - | - | - | - | - |
| 88 TOTAL THIRD COUNTRIES | 17 | 88 | 0 | 71 | 105 | 447 | 43 | 467 | 0 | 205 | 345 | 25 | 847 |
| 89 NOT SPECIFIED | - | - | - | - | - | - | - | - | - | - | - | - | - |
| 95 ZUSAMMEN-TOTAL B | 25 | 98 | 11 | 136 | 137 | 623 | 46 | 1494 | 0 | 273 | 494 | 35 | 1429 |
| 97 INSGESAMT-TOTAL A+B | 68 | 408 | 11 | 450 | 200 | 843 | 91 | 1910 | 0 | 729 | 962 | 64 | 2758 |

GRENZUEBERSCHREITENDER VERKEHR NACH LAND UND GUETERGRUPPE

BR DEUTSCHLAND

INTERNATIONAL TRAFFIC BY COUNTRY AND GROUP OF GOODS

1983

TRAFFIC INTERNATIONAL PAR PAYS ET GROUPE DE MARCHANDISES

MIO TKM

| LAND - COUNTRY - PAYS | GUETERGRUPPE | | | | | GROUP OF GOODS | | | GROUPE DE MARCHANDISES | | | | |
|---|--------------|-----|-----|-----|------|----------------|------|-----|------------------------|-----|------|-------|--|
| | 14 | 15 | 16 | 17 | 18 | 19 | 20 | 21 | 22 | 23 | 24 | 01-24 | |
| B. VERSAND NACH: DISPATCHED TO: EXPEDITIONS VERS: | | | | | | | | | | | | | |
| 01 BR DEUTSCHLAND | - | - | - | - | - | - | - | - | - | - | - | - | |
| 02 FRANCE | 8 | 18 | 37 | 7 | 57 | 5 | 80 | 2 | 7 | 17 | 32 | 1021 | |
| 03 ITALIA | 8 | 240 | 51 | 24 | 144 | 18 | 102 | 2 | 9 | 45 | 302 | 1582 | |
| 04 NEDERLAND | 6 | 30 | 10 | 0 | 49 | 0 | 35 | 2 | 0 | 9 | 54 | 307 | |
| 05 BELGIQUE/BELGIE | 2 | 6 | 5 | 0 | 65 | 0 | 139 | 1 | 0 | 7 | 44 | 634 | |
| 06 LUXEMBOURG | 0 | 5 | 5 | 1 | 1 | - | 5 | 0 | 0 | 0 | 2 | 216 | |
| 07 UNITED KINGDOM | 2 | 2 | 0 | - | 6 | - | 3 | 1 | 1 | 0 | 6 | 36 | |
| 08 IRELAND | - | - | - | - | - | - | - | - | - | - | - | - | |
| 09 DANMARK | 1 | 36 | 108 | 0 | 34 | 0 | 42 | 0 | 9 | 6 | 36 | 325 | |
| 10 HELLAS | 0 | - | - | - | 1 | - | 24 | 2 | 0 | 5 | 14 | 51 | |
| 20 EUR | 27 | 336 | 217 | 31 | 357 | 23 | 429 | 10 | 26 | 89 | 490 | 4172 | |
| 28 NORWAY | 0 | 0 | 0 | 0 | 4 | - | 10 | 0 | 2 | 1 | 3 | 27 | |
| 30 SWEDEN | 9 | 13 | - | 0 | 62 | 0 | 35 | 2 | 11 | 8 | 22 | 247 | |
| 32 FINLAND | 0 | - | - | 3 | 0 | - | 0 | - | 0 | 0 | 0 | 1 | |
| 36 SWITZERLAND | 10 | 92 | 29 | 181 | 24 | 76 | 7 | 6 | 9 | 61 | 205 | 1219 | |
| 38 AUSTRIA | 4 | 82 | 249 | 9 | 136 | 77 | 106 | 6 | 11 | 32 | 171 | 1974 | |
| 40 PORTUGAL | 0 | - | - | 0 | 0 | - | 4 | 0 | 0 | 0 | 0 | 5 | |
| 42 SPAIN | 0 | 0 | 0 | - | 5 | 0 | 23 | 0 | 0 | 0 | 0 | 91 | |
| 48 YUGOSLAVIA | 7 | 13 | 2 | 2 | 77 | 1 | 43 | 3 | 1 | 0 | 13 | 306 | |
| 52 TURKEY | - | - | - | - | 0 | - | 2 | 0 | 0 | 0 | 2 | 4 | |
| 56 USSR | - | - | - | - | - | - | - | - | - | - | - | 0 | |
| 58 GERMAN DR | 3 | 1 | 14 | 1 | 118 | 2 | 28 | 3 | 1 | 10 | 4 | 628 | |
| 60 POLAND | 1 | 1 | 1 | 0 | 34 | 0 | 3 | 1 | 0 | 2 | 11 | 72 | |
| 62 CZECHOSLOVAKIA | 3 | 2 | 37 | 1 | 56 | 0 | 19 | 2 | 0 | 9 | 10 | 292 | |
| 64 HUNGARY | 4 | 3 | 13 | 1 | 53 | 0 | 9 | 2 | 1 | 7 | 11 | 193 | |
| 66 RUMANIA | 1 | 2 | 0 | 1 | 13 | 0 | 2 | 0 | 0 | 1 | 0 | 60 | |
| 68 BULGARIA | 7 | 2 | 0 | 0 | 21 | - | 9 | 1 | 0 | 4 | 1 | 70 | |
| 71 TOTAL STATE TRADING | 27 | 24 | 67 | 5 | 372 | 4 | 113 | 11 | 4 | 40 | 50 | 1622 | |
| 72 OTHER EUROP. COUNTRIES | - | - | - | - | - | - | - | - | - | - | - | - | |
| 80 NEAR AND MIDDLE EAST | - | - | - | - | - | - | 0 | 0 | - | 0 | 0 | 0 | |
| 83 OTHER COUNTRIES | - | - | - | - | - | - | 0 | - | - | - | - | 0 | |
| 88 TOTAL THIRD COUNTRIES | 51 | 212 | 346 | 17 | 760 | 105 | 369 | 27 | 38 | 142 | 462 | 5191 | |
| 89 NOT SPECIFIED | - | - | - | - | - | - | - | - | - | - | - | - | |
| 95 ZUSAMMEN-TOTAL B | 78 | 548 | 563 | 48 | 1117 | 128 | 797 | 37 | 63 | 231 | 952 | 9363 | |
| 97 INSGESAMT-TOTAL A+B | 227 | 765 | 929 | 118 | 1697 | 179 | 1123 | 109 | 103 | 551 | 1896 | 16192 | |

GRENZUEBERSCHREITENDER VERKEHR NACH LAND UND GUETERGRUPPE
INTERNATIONAL TRAFFIC BY COUNTRY AND GROUP OF GOODS
TRAFFIC INTERNATIONAL PAR PAYS ET GROUPE DE MARCHANDISES

FRANCE

1983

MIO TKM

| LAND - COUNTRY - PAYS | GUETERGRUPPE | | | | | GROUP OF GOODS | | | GROUPE DE MARCHANDISES | | | | |
|---|--------------|-----|----|-----|----|----------------|----|-----|------------------------|-----|----|----|------|
| | 01 | 02 | 03 | 04 | 05 | 06 | 07 | 08 | 09 | 10 | 11 | 12 | 13 |
| A. EMPFANG AUS: RECEIVED FROM: RECEPTIONS DE: | | | | | | | | | | | | | |
| 01 BR DEUTSCHLAND | 1 | 1 | 16 | 20 | 10 | 22 | 2 | 466 | - | 7 | 5 | 2 | 416 |
| 02 FRANCE | - | - | - | - | - | - | - | - | - | - | - | - | - |
| 03 ITALIA | 4 | 5 | 0 | 1 | 2 | 14 | 0 | 2 | - | 1 | 15 | 0 | 276 |
| 04 NEDERLAND | 13 | 3 | 0 | 0 | 0 | 28 | 26 | 18 | 0 | 22 | 1 | 2 | 20 |
| 05 BELGIQUE/BELGIE | 21 | 3 | 1 | 10 | 0 | 120 | 3 | 78 | 0 | 87 | 13 | 2 | 313 |
| 06 LUXEMBOURG | - | - | - | 0 | - | 0 | - | - | - | - | 0 | - | 67 |
| 07 UNITED KINGDOM | 3 | - | - | - | 0 | 0 | - | - | - | 0 | - | 0 | 7 |
| 08 IRELAND | - | - | - | - | - | - | - | - | - | - | - | - | - |
| 09 DANMARK | - | - | 1 | 2 | 0 | 0 | - | 0 | - | - | - | - | 0 |
| 10 HELLAS | - | 0 | - | - | - | - | - | - | - | - | - | - | - |
| 20 EUR | 42 | 12 | 18 | 32 | 12 | 185 | 31 | 564 | 0 | 117 | 33 | 6 | 1099 |
| 28 NORWAY | - | - | - | - | - | - | - | - | - | - | - | 0 | 0 |
| 30 SWEDEN | - | - | - | 50 | 1 | 0 | - | - | - | 0 | - | 0 | 11 |
| 32 FINLAND | - | - | - | - | 0 | 0 | - | - | - | - | - | - | - |
| 36 SWITZERLAND | 0 | 3 | 0 | 0 | 3 | 5 | 0 | 0 | - | 0 | 0 | 1 | 7 |
| 38 AUSTRIA | - | 0 | 0 | 0 | 1 | 0 | 0 | 0 | - | - | - | - | 13 |
| 40 PORTUGAL | - | 0 | - | 2 | 0 | 0 | 0 | - | - | - | - | - | - |
| 42 SPAIN | 0 | 114 | - | 0 | 0 | 17 | 1 | - | - | 0 | - | 0 | 1 |
| 48 YUGOSLAVIA | - | 0 | - | 1 | 1 | 2 | 0 | 1 | 0 | 0 | - | 0 | 1 |
| 52 TURKEY | - | - | - | - | - | - | - | - | - | - | - | - | - |
| 56 USSR | - | - | - | - | 0 | - | - | - | - | - | - | - | 0 |
| 58 GERMAN DR | - | - | - | - | 1 | 0 | 3 | 0 | - | 0 | - | - | 17 |
| 60 POLAND | - | 0 | 0 | 0 | 2 | 0 | 0 | 0 | - | 0 | - | - | 0 |
| 62 CZECHOSLOVAKIA | - | - | 0 | 17 | 0 | 0 | - | - | - | - | - | - | 7 |
| 64 HUNGARY | 1 | 0 | 0 | - | 4 | 1 | 0 | - | - | - | - | - | 0 |
| 66 ROMANIA | - | 0 | - | - | 1 | 0 | - | - | - | - | - | 0 | 0 |
| 68 BULGARIA | - | - | - | - | - | - | - | - | - | - | - | - | - |
| 71 TOTAL STATE TRADING | 1 | 1 | 0 | 19 | 10 | 4 | 3 | 1 | 0 | 1 | - | 1 | 25 |
| 72 OTHER EUROP. COUNTRIES | - | - | - | - | - | - | - | - | - | - | - | - | - |
| 80 NEAR AND MIDDLE EAST | - | - | - | - | - | - | - | - | - | - | - | - | - |
| 83 OTHER COUNTRIES | - | - | - | - | - | - | - | - | - | - | - | - | - |
| 88 TOTAL THIRD COUNTRIES | 1 | 118 | 0 | 71 | 15 | 27 | 4 | 1 | 0 | 1 | 0 | 1 | 57 |
| 89 NOT SPECIFIED | - | - | - | - | - | - | - | - | - | - | - | - | - |
| 95 ZUSAMMEN-TOTAL A | 43 | 130 | 18 | 104 | 27 | 212 | 35 | 565 | 0 | 118 | 34 | 7 | 1156 |

GRENZUEBERSCHREITENDER VERKEHR NACH LAND UND GUETERGRUPPE
INTERNATIONAL TRAFFIC BY COUNTRY AND GROUP OF GOODS
TRAFFIC INTERNATIONAL PAR PAYS ET GROUPE DE MARCHANDISES

FRANCE

1983

MIO TKM

| LAND - COUNTRY - PAYS | GUETERGRUPPE | | | | | GROUP OF GOODS | | | GROUPE DE MARCHANDISES | | | | |
|---|--------------|----|-----|----|-----|----------------|-----|----|------------------------|-----|-----|-------|--|
| | 14 | 15 | 16 | 17 | 18 | 19 | 20 | 21 | 22 | 23 | 24 | 01-24 | |
| A. EMPFANG AUS: RECEIVED FROM: RECEPTIONS DE: | | | | | | | | | | | | | |
| 01 BR DEUTSCHLAND | 22 | 30 | 59 | 17 | 86 | 7 | 144 | 4 | 12 | 33 | 188 | 1569 | |
| 02 FRANCE | - | - | - | - | - | - | - | - | - | - | - | - | |
| 03 ITALIA | 15 | 13 | 5 | 1 | 21 | 5 | 234 | 9 | 12 | 42 | 351 | 1028 | |
| 04 NEDERLAND | 1 | 6 | 165 | 0 | 45 | 0 | 4 | 0 | 0 | 2 | 18 | 377 | |
| 05 BELGIQUE/BELGIE | 0 | 23 | 267 | 3 | 54 | 15 | 20 | 0 | 18 | 4 | 127 | 1181 | |
| 06 LUXEMBOURG | - | 10 | 1 | 0 | 0 | - | 0 | 0 | 0 | 0 | 0 | 80 | |
| 07 UNITED KINGDOM | 0 | 0 | 0 | - | 3 | - | 0 | 0 | 1 | 0 | 0 | 15 | |
| 08 IRELAND | - | - | - | - | - | - | - | - | - | - | - | - | |
| 09 DANMARK | 0 | - | - | - | 0 | 1 | 3 | - | 2 | 2 | 1 | 13 | |
| 10 HELLAS | - | - | - | - | 0 | - | 0 | 0 | - | - | 1 | 1 | |
| 20 EUR | 38 | 82 | 497 | 21 | 210 | 29 | 407 | 14 | 44 | 83 | 687 | 4263 | |
| 28 NORWAY | - | - | - | - | - | - | 1 | 0 | 0 | 1 | 0 | 2 | |
| 30 SWEDEN | 1 | 0 | - | - | 4 | 16 | 5 | 0 | - | 56 | 1 | 146 | |
| 32 FINLAND | - | - | - | - | 0 | - | 0 | - | - | - | 0 | 1 | |
| 36 SWITZERLAND | 3 | 1 | 2 | 1 | 22 | 2 | 19 | 2 | 1 | 13 | 69 | 153 | |
| 38 AUSTRIA | 2 | 2 | - | - | 4 | 0 | 4 | 0 | 0 | 12 | 1 | 41 | |
| 40 PORTUGAL | - | - | - | - | - | - | 4 | - | - | 1 | 2 | 10 | |
| 42 SPAIN | 11 | 0 | - | - | 1 | 3 | 25 | 0 | 3 | 1 | 10 | 188 | |
| 48 YUGOSLAVIA | 0 | 0 | - | 0 | 0 | - | 13 | 1 | 0 | 7 | 0 | 31 | |
| 52 TURKEY | - | - | - | - | - | - | - | - | 0 | 0 | 0 | 0 | |
| 56 USSR | - | - | - | - | - | - | 0 | - | 0 | - | - | 0 | |
| 58 GERMAN DR | 0 | - | 0 | 9 | 12 | - | 7 | 2 | 1 | 8 | 3 | 64 | |
| 60 POLAND | - | 0 | - | 10 | 2 | 0 | 3 | 1 | 1 | 1 | 1 | 21 | |
| 62 CZECHOSLOVAKIA | 1 | 1 | - | 4 | 4 | 0 | 4 | 2 | 2 | 7 | 1 | 52 | |
| 64 HUNGARY | 0 | 0 | - | 3 | 2 | - | 4 | 1 | 1 | 2 | 1 | 20 | |
| 66 ROMANIA | 0 | - | - | - | 1 | - | 1 | 2 | 0 | 26 | 0 | 32 | |
| 68 BULGARIA | - | - | - | - | 0 | - | 0 | 0 | 0 | 1 | 0 | 1 | |
| 71 TOTAL STATE TRADING | 1 | 2 | 0 | 26 | 20 | 0 | 32 | 10 | 5 | 52 | 6 | 220 | |
| 72 OTHER EUROP. COUNTRIES | - | - | - | - | - | - | - | - | - | - | - | - | |
| 80 NEAR AND MIDDLE EAST | - | - | - | - | - | - | - | - | - | - | - | - | |
| 83 OTHER COUNTRIES | - | - | - | - | - | - | - | - | - | - | - | - | |
| 88 TOTAL THIRD COUNTRIES | 19 | 5 | 2 | 26 | 52 | 21 | 90 | 12 | 9 | 135 | 90 | 760 | |
| 89 NOT SPECIFIED | - | - | - | - | - | - | - | - | - | - | - | - | |
| 95 ZUSAMMEN-TOTAL A | 57 | 86 | 499 | 47 | 262 | 50 | 497 | 26 | 54 | 217 | 777 | 5023 | |

GRENZUEBERSCHREITENDER VERKEHR NACH LAND UND GUETERGRUPPE

FRANCE

INTERNATIONAL TRAFFIC BY COUNTRY AND GROUP OF GOODS

1983

TRAFIC INTERNATIONAL PAR PAYS ET GROUPE DE MARCHANDISES

MIO TKM

| LAND - COUNTRY - PAYS | GUETERGRUPPE - GROUP OF GOODS - GROUPE DE MARCHANDISES | | | | | | | | | | | | |
|---|--|-----|----|-----|----|-----|-----|-----|----|-----|-----|----|------|
| | 01 | 02 | 03 | 04 | 05 | 06 | 07 | 08 | 09 | 10 | 11 | 12 | 13 |
| B. VERSAND NACH: DISPATCHED TO: EXPEDITIONS VERS: | | | | | | | | | | | | | |
| 01 BR DEUTSCHLAND | 49 | 126 | - | 32 | 3 | 128 | 199 | 27 | - | 10 | 143 | 1 | 119 |
| 02 FRANCE | - | - | - | - | - | - | - | - | - | - | - | - | - |
| 03 ITALIA | 570 | 46 | 1 | 68 | 5 | 104 | 0 | 66 | 0 | 16 | 709 | 4 | 430 |
| 04 NEDERLAND | 82 | 2 | - | 1 | 1 | 24 | 15 | 0 | - | 2 | 2 | 0 | 9 |
| 05 BELGIE/BELGIE | 490 | 3 | 0 | 10 | 1 | 167 | 98 | 8 | - | 0 | 32 | 9 | 191 |
| 06 LUXEMBOURG | 4 | 0 | - | 0 | - | 0 | 0 | 9 | - | 0 | 1 | - | 10 |
| 07 UNITED KINGDOM | 0 | 14 | - | 0 | 10 | 43 | 0 | 0 | - | - | - | - | 13 |
| 08 IRELAND | - | - | - | - | - | - | - | - | - | - | - | - | - |
| 09 DANMARK | - | 9 | - | - | 0 | 14 | - | - | - | - | - | 0 | 1 |
| 10 HELLAS | - | 0 | 0 | - | 0 | 0 | - | - | - | 0 | - | - | 1 |
| 20 EUR | 1196 | 199 | 2 | 112 | 19 | 481 | 313 | 109 | 0 | 27 | 887 | 15 | 774 |
| 28 NORWAY | - | 8 | - | - | - | 8 | - | - | - | - | - | - | 1 |
| 30 SWEDEN | - | 25 | - | 0 | 0 | 17 | - | 0 | - | - | 0 | - | 5 |
| 32 FINLAND | - | - | - | - | - | 0 | - | - | - | - | - | - | - |
| 36 SWITZERLAND | 129 | 32 | 0 | 14 | 1 | 137 | 0 | 15 | - | 18 | 0 | 1 | 130 |
| 38 AUSTRIA | 0 | 1 | 0 | 3 | 0 | 2 | - | 2 | 0 | 8 | - | 1 | 4 |
| 40 PORTUGAL | - | 0 | - | 3 | 0 | 1 | - | - | - | - | - | - | - |
| 42 SPAIN | 0 | 3 | - | 9 | 1 | 5 | - | 10 | - | - | 1 | - | 0 |
| 48 YUGOSLAVIA | - | 0 | 0 | - | 1 | 6 | 0 | - | - | 0 | - | 0 | 21 |
| 52 TURKEY | - | - | - | - | 0 | - | - | - | - | - | - | - | 0 |
| 56 USSR | - | - | - | - | - | - | - | - | - | - | - | - | - |
| 58 GERMAN DR | 1 | 0 | - | - | 0 | 23 | - | 0 | - | - | - | - | 10 |
| 60 POLAND | 0 | - | - | - | 2 | 1 | - | 0 | - | 0 | - | 0 | 3 |
| 62 CZECHOSLOVAKIA | 1 | 0 | - | - | 0 | 6 | 0 | - | - | - | - | - | 0 |
| 64 HUNGARY | 0 | 0 | 0 | 0 | 1 | 2 | 0 | - | - | 0 | - | 0 | 1 |
| 66 RUMANIA | 0 | - | - | 0 | 1 | 0 | 0 | 33 | - | 0 | - | - | 4 |
| 68 BULGARIA | - | - | - | - | 2 | 4 | 0 | - | - | 0 | - | - | 2 |
| 71 TOTAL STATE TRADING | 1 | 1 | 0 | 0 | 9 | 42 | 0 | 33 | - | 1 | - | 0 | 41 |
| 72 OTHER EUROP. COUNTRIES | - | - | - | - | - | - | - | - | - | - | - | - | - |
| 80 NEAR AND MIDDLE EAST | - | - | - | - | - | - | - | - | - | - | - | - | - |
| 83 OTHER COUNTRIES | - | - | - | - | - | - | - | - | - | - | - | - | - |
| 88 TOTAL THIRD COUNTRIES | 130 | 71 | 0 | 28 | 11 | 212 | 1 | 60 | 0 | 27 | 2 | 2 | 181 |
| 89 NOT SPECIFIED | - | - | - | - | - | - | - | - | - | - | - | - | - |
| 95 ZUSAMMEN-TOTAL B | 1326 | 270 | 2 | 140 | 30 | 693 | 313 | 169 | 0 | 54 | 889 | 17 | 954 |
| 97 INSGESAMT-TOTAL A+B | 1369 | 400 | 20 | 244 | 58 | 905 | 348 | 734 | 0 | 172 | 923 | 24 | 2110 |

GRENZUEBERSCHREITENDER VERKEHR NACH LAND UND GUETERGRUPPE

FRANCE

INTERNATIONAL TRAFFIC BY COUNTRY AND GROUP OF GOODS

1983

TRAFIC INTERNATIONAL PAR PAYS ET GROUPE DE MARCHANDISES

MIO TKM

| LAND - COUNTRY - PAYS | GUETERGRUPPE - GROUP OF GOODS - GROUPE DE MARCHANDISES | | | | | | | | | | | | |
|---|--|-----|-----|----|-----|-----|-----|----|----|-----|------|-------|--|
| | 14 | 15 | 16 | 17 | 18 | 19 | 20 | 21 | 22 | 23 | 24 | 01-24 | |
| B. VERSAND NACH: DISPATCHED TO: EXPEDITIONS VERS: | | | | | | | | | | | | | |
| 01 BR DEUTSCHLAND | 20 | 100 | 18 | 5 | 92 | 3 | 57 | 2 | 4 | 59 | 202 | 1399 | |
| 02 FRANCE | - | - | - | - | - | - | - | - | - | - | - | - | |
| 03 ITALIA | 4 | 477 | 14 | 8 | 42 | 46 | 142 | 3 | 5 | 30 | 335 | 3126 | |
| 04 NEDERLAND | 0 | 7 | 0 | 0 | 27 | 0 | 11 | 0 | 0 | 1 | 20 | 204 | |
| 05 BELGIE/BELGIE | 1 | 83 | 0 | 1 | 130 | - | 54 | 3 | 1 | 7 | 120 | 1409 | |
| 06 LUXEMBOURG | 1 | 4 | 7 | 0 | 1 | - | 0 | 0 | - | 1 | 0 | 39 | |
| 07 UNITED KINGDOM | 13 | 39 | 0 | - | 17 | - | 2 | 1 | 0 | 4 | 0 | 155 | |
| 08 IRELAND | - | - | - | - | - | - | - | - | - | - | - | - | |
| 09 DANMARK | 0 | 3 | - | 0 | 3 | - | 9 | - | 1 | 2 | 1 | 44 | |
| 10 HELLAS | 1 | 0 | - | - | 1 | - | 4 | 1 | 0 | 1 | 0 | 9 | |
| 20 EUR | 39 | 713 | 39 | 14 | 312 | 50 | 280 | 10 | 11 | 103 | 679 | 6386 | |
| 28 NORWAY | 0 | 0 | - | - | 0 | - | 1 | 0 | 1 | 0 | 0 | 20 | |
| 30 SWEDEN | 2 | 1 | - | 0 | 3 | 0 | 3 | 1 | 1 | 9 | 4 | 71 | |
| 32 FINLAND | 0 | - | 0 | - | 0 | - | 0 | - | - | 0 | 5 | 5 | |
| 36 SWITZERLAND | 5 | 155 | 58 | 3 | 50 | 2 | 33 | 2 | 12 | 10 | 49 | 854 | |
| 38 AUSTRIA | 1 | 3 | 0 | - | 7 | 1 | 17 | 0 | 2 | 0 | 6 | 57 | |
| 40 PORTUGAL | 0 | 0 | - | - | 1 | - | 5 | 0 | 0 | 0 | 0 | 11 | |
| 42 SPAIN | - | 0 | - | - | 2 | 0 | 32 | 0 | 0 | 0 | 4 | 68 | |
| 48 YUGOSLAVIA | 1 | 4 | 0 | 1 | 19 | 0 | 16 | 0 | 0 | 2 | 1 | 73 | |
| 52 TURKEY | - | - | - | - | 0 | - | 0 | 0 | - | - | 0 | 0 | |
| 56 USSR | - | - | - | - | 2 | - | 0 | - | - | - | 0 | 2 | |
| 58 GERMAN DR | 0 | 1 | 0 | 0 | 6 | - | 5 | 1 | 0 | 5 | 1 | 54 | |
| 60 POLAND | 1 | 1 | 0 | 0 | 14 | - | 1 | 0 | 1 | 4 | 2 | 30 | |
| 62 CZECHOSLOVAKIA | 0 | 1 | 0 | 0 | 9 | - | 2 | 0 | 0 | 0 | 0 | 20 | |
| 64 HUNGARY | 0 | 1 | 0 | 0 | 12 | - | 1 | 0 | 1 | 2 | 1 | 23 | |
| 66 RUMANIA | 2 | 2 | 0 | - | 3 | - | 2 | 0 | 0 | 1 | 0 | 51 | |
| 68 BULGARIA | 1 | 1 | 0 | 0 | 5 | - | 2 | 0 | 0 | 3 | 1 | 21 | |
| 71 TOTAL STATE TRADING | 5 | 11 | 1 | 1 | 69 | 0 | 30 | 3 | 3 | 17 | 6 | 274 | |
| 72 OTHER EUROP. COUNTRIES | - | - | - | - | - | - | - | - | - | - | - | - | |
| 80 NEAR AND MIDDLE EAST | - | - | - | - | - | - | - | - | - | - | 0 | 0 | |
| 83 OTHER COUNTRIES | - | - | - | - | - | - | - | - | - | - | - | - | |
| 88 TOTAL THIRD COUNTRIES | 12 | 170 | 59 | 4 | 131 | 3 | 122 | 6 | 19 | 37 | 74 | 1361 | |
| 89 NOT SPECIFIED | - | - | - | - | - | - | - | - | - | - | - | - | |
| 95 ZUSAMMEN-TOTAL B | 51 | 883 | 99 | 18 | 443 | 53 | 402 | 16 | 30 | 140 | 753 | 7746 | |
| 97 INSGESAMT-TOTAL A+B | 108 | 970 | 597 | 66 | 705 | 104 | 899 | 42 | 83 | 358 | 1530 | 12769 | |

EISENBAHN - RAILWAY -
 GRENZUEBERSCHREITENDER VERKEHR NACH LAND UND GUETERGRUPPE
 INTERNATIONAL TRAFFIC BY COUNTRY AND GROUP OF GOODS
 TRAFIC INTERNATIONAL PAR PAYS ET GROUPE DE MARCHANDISES

CHEMIN DE FER

2.2.03:1 (6A)

ITALIA

1983

MIO TKM

| LAND - COUNTRY - PAYS | GUETERGRUPPE - GROUP OF GOODS - GROUPE DE MARCHANDISES | | | | | | | | | | | | |
|---|--|-----|----|-----|----|-----|----|-----|----|-----|-----|----|-----|
| | 01 | 02 | 03 | 04 | 05 | 06 | 07 | 08 | 09 | 10 | 11 | 12 | 13 |
| A. EMPFANG AUS: RECEIVED FROM: RECEPTIONS DE: | | | | | | | | | | | | | |
| 01 BR DEUTSCHLAND | 0 | 1 | 10 | 67 | 12 | 37 | 0 | 16 | - | 62 | 175 | 0 | 93 |
| 02 FRANCE | 318 | 37 | 75 | 57 | 3 | 86 | 1 | 25 | 0 | 30 | 396 | 2 | 225 |
| 03 ITALIA | - | - | - | - | - | - | - | - | - | - | - | - | - |
| 04 NEDERLAND | - | 1 | - | 2 | 0 | 3 | - | - | - | 4 | - | 0 | 0 |
| 05 BELGIQUE/BELGIE | 1 | 0 | - | 3 | 0 | 1 | 0 | 0 | - | 3 | 0 | - | 67 |
| 06 LUXEMBOURG | - | - | - | 5 | - | 0 | - | - | - | - | 0 | - | 8 |
| 07 UNITED KINGDOM | - | 0 | - | - | 0 | 2 | - | - | - | - | - | - | 2 |
| 08 IRELAND | - | - | - | - | - | - | - | - | - | - | - | - | - |
| 09 DANMARK | - | 1 | 0 | 0 | 0 | 1 | - | 0 | - | - | 0 | - | 0 |
| 10 HELLAS | - | - | - | 0 | 0 | 0 | - | - | - | - | - | - | - |
| 20 EUR | 319 | 40 | 86 | 134 | 15 | 129 | 1 | 41 | 0 | 99 | 571 | 2 | 395 |
| 28 NORWAY | - | - | - | - | - | 2 | - | 0 | - | - | - | - | 0 |
| 30 SWEDEN | - | 1 | 0 | 46 | 1 | 0 | - | - | - | 0 | 1 | 0 | 3 |
| 32 FINLAND | - | - | - | - | 0 | - | - | - | - | - | - | - | - |
| 36 SWITZERLAND | - | 47 | 1 | 142 | 7 | 19 | 1 | 0 | 0 | 17 | 34 | 4 | 79 |
| 38 AUSTRIA | 0 | 1 | 1 | 310 | 7 | 5 | 0 | 310 | 0 | 16 | 4 | 37 | 52 |
| 40 PORTUGAL | - | - | - | 0 | - | 0 | - | - | - | - | - | - | - |
| 42 SPAIN | - | 1 | - | 1 | 0 | 1 | 6 | - | - | - | - | 0 | 0 |
| 48 YUGOSLAVIA | 9 | 14 | 0 | 73 | 5 | 1 | 1 | 7 | - | 21 | 33 | 4 | 9 |
| 52 TURKEY | - | - | - | - | - | - | - | - | - | - | - | - | - |
| 56 USSR | - | - | - | - | - | - | - | - | - | - | - | - | - |
| 58 GERMAN DR | - | - | 0 | 0 | 3 | - | - | 2 | - | 2 | 0 | - | 21 |
| 60 POLAND | - | 0 | 0 | 3 | 2 | 1 | 0 | 0 | - | - | - | - | 1 |
| 62 CZECHOSLOVAKIA | - | 0 | 0 | 3 | 4 | 1 | - | - | - | 18 | - | - | 30 |
| 64 HUNGARY | 1 | 0 | 1 | 29 | 6 | 12 | 0 | 0 | - | 17 | 2 | 1 | 29 |
| 66 ROMANIA | 0 | 0 | - | 10 | 1 | 0 | 0 | 0 | - | 6 | 0 | 0 | 0 |
| 68 BULGARIA | - | - | - | 0 | 0 | 0 | 0 | 0 | - | 6 | 0 | 0 | 0 |
| 71 TOTAL STATE TRADING | 10 | 15 | 2 | 118 | 21 | 15 | 3 | 9 | 0 | 65 | 34 | 6 | 89 |
| 72 OTHER EUROP. COUNTRIES | 3 | 3 | 0 | 8 | 0 | 2 | 0 | 8 | 0 | 0 | 1 | 0 | 3 |
| 80 NEAR AND MIDDLE EAST | - | - | - | - | - | - | - | - | - | - | - | - | - |
| 83 OTHER COUNTRIES | - | - | - | - | - | - | - | - | - | - | - | - | - |
| 88 TOTAL THIRD COUNTRIES | 13 | 68 | 4 | 626 | 37 | 44 | 10 | 9 | 0 | 97 | 74 | 47 | 227 |
| 89 NOT SPECIFIED | - | - | - | - | - | - | - | - | - | - | - | - | - |
| 95 ZUSAMMEN-TOTAL A | 332 | 108 | 89 | 760 | 52 | 173 | 11 | 50 | 0 | 196 | 645 | 49 | 622 |

EISENBAHN - RAILWAY -
 GRENZUEBERSCHREITENDER VERKEHR NACH LAND UND GUETERGRUPPE
 INTERNATIONAL TRAFFIC BY COUNTRY AND GROUP OF GOODS
 TRAFIC INTERNATIONAL PAR PAYS ET GROUPE DE MARCHANDISES

CHEMIN DE FER

2.2.03:2 (6A)

ITALIA

1983

MIO TKM

| LAND - COUNTRY - PAYS | GUETERGRUPPE - GROUP OF GOODS - GROUPE DE MARCHANDISES | | | | | | | | | | | | |
|---|--|-----|----|----|-----|-----|-----|----|----|-----|-----|-------|--|
| | 14 | 15 | 16 | 17 | 18 | 19 | 20 | 21 | 22 | 23 | 24 | 01-24 | |
| A. EMPFANG AUS: RECEIVED FROM: RECEPTIONS DE: | | | | | | | | | | | | | |
| 01 BR DEUTSCHLAND | 6 | 161 | 24 | 9 | 62 | 11 | 54 | 3 | 11 | 18 | 280 | 1112 | |
| 02 FRANCE | 4 | 276 | 18 | 5 | 50 | 25 | 60 | 4 | 4 | 11 | 108 | 1819 | |
| 03 ITALIA | - | - | - | - | - | - | - | - | - | - | - | - | |
| 04 NEDERLAND | 0 | 0 | - | 1 | 8 | 1 | 1 | 0 | - | 0 | 48 | 68 | |
| 05 BELGIQUE/BELGIE | 1 | 4 | 1 | - | 6 | 0 | 18 | 2 | 1 | 1 | 89 | 198 | |
| 06 LUXEMBOURG | - | 1 | - | - | 0 | - | 0 | - | - | 0 | 0 | 14 | |
| 07 UNITED KINGDOM | - | - | 0 | - | 0 | - | 0 | 0 | - | - | 42 | 47 | |
| 08 IRELAND | - | 0 | - | - | 0 | - | - | - | - | - | 0 | 1 | |
| 09 DANMARK | 0 | 0 | - | - | 0 | 3 | 0 | 0 | - | - | 0 | 6 | |
| 10 HELLAS | - | - | - | - | 1 | - | 0 | - | - | - | 0 | 1 | |
| 20 EUR | 10 | 443 | 43 | 15 | 128 | 40 | 134 | 8 | 15 | 30 | 568 | 3265 | |
| 28 NORWAY | - | 0 | - | - | 0 | - | 0 | - | - | 0 | 0 | 2 | |
| 30 SWEDEN | 0 | 1 | 0 | 0 | 1 | 55 | 1 | 0 | 0 | 51 | 1 | 162 | |
| 32 FINLAND | - | - | - | - | - | 0 | - | - | - | - | 0 | 0 | |
| 36 SWITZERLAND | 5 | 56 | 9 | 0 | 25 | 37 | 11 | 2 | 2 | 20 | 43 | 561 | |
| 38 AUSTRIA | 24 | 14 | 1 | 2 | 32 | 29 | 7 | 2 | 0 | 26 | 71 | 641 | |
| 40 PORTUGAL | - | - | - | - | - | - | 1 | - | - | 0 | 0 | 1 | |
| 42 SPAIN | 0 | 1 | - | - | 0 | - | 1 | 1 | 1 | 4 | 1 | 19 | |
| 48 YUGOSLAVIA | 2 | 7 | 0 | 2 | 7 | 2 | 7 | 2 | 5 | 8 | 5 | 225 | |
| 52 TURKEY | - | - | - | - | - | 0 | - | - | - | - | 0 | 0 | |
| 56 USSR | - | - | - | - | - | - | - | - | - | - | 0 | 0 | |
| 58 GERMAN DR | 0 | 1 | 4 | 0 | 3 | - | 2 | 1 | 1 | 1 | 1 | 41 | |
| 60 POLAND | - | 0 | 0 | 0 | 1 | - | 6 | 1 | 0 | 1 | 0 | 18 | |
| 62 CZECHOSLOVAKIA | 0 | 0 | 0 | 18 | 3 | 0 | 2 | 0 | 1 | 2 | 1 | 82 | |
| 64 HUNGARY | 1 | 0 | 1 | 17 | 3 | 0 | 1 | 0 | 0 | 2 | 6 | 132 | |
| 66 ROMANIA | 0 | - | - | 5 | 5 | - | 8 | 0 | 1 | 4 | 0 | 34 | |
| 68 BULGARIA | 0 | - | - | 3 | 0 | 0 | 0 | 0 | 0 | 0 | 0 | 11 | |
| 71 TOTAL STATE TRADING | 3 | 9 | 5 | 46 | 23 | 2 | 26 | 4 | 8 | 18 | 12 | 544 | |
| 72 OTHER EUROP. COUNTRIES | 0 | 1 | 0 | 0 | 2 | 21 | 4 | 0 | 0 | 15 | 7 | 73 | |
| 80 NEAR AND MIDDLE EAST | - | - | - | - | - | - | - | - | - | - | - | - | |
| 83 OTHER COUNTRIES | - | - | - | - | - | - | - | - | - | - | - | - | |
| 88 TOTAL THIRD COUNTRIES | 33 | 82 | 15 | 48 | 81 | 144 | 51 | 9 | 12 | 135 | 136 | 2003 | |
| 89 NOT SPECIFIED | - | - | - | - | - | - | - | - | - | - | - | - | |
| 95 ZUSAMMEN-TOTAL A | 43 | 525 | 58 | 63 | 209 | 184 | 185 | 17 | 27 | 165 | 705 | 5268 | |

EISENBahn - RAILWAY - CHEMIN DE FER
 GRENZUEBERSCHREITENDER VERKEHR NACH LAND UND GUETERGRUPPE
 INTERNATIONAL TRAFFIC BY COUNTRY AND GROUP OF GOODS
 TRAFIC INTERNATIONAL PAR PAYS ET GROUPE DE MARCHANDISES

2.2.03:3 (6A)
 ITALIA
 1983
 MIO TKM

| LAND - COUNTRY - PAYS | GUETERGRUPPE | | | GROUP OF GOODS | | | GROUPE DE MARCHANDISES | | | | | | |
|---|--------------|------|----|----------------|----|-----|------------------------|----|----|-----|-----|----|------|
| | 01 | 02 | 03 | 04 | 05 | 06 | 07 | 08 | 09 | 10 | 11 | 12 | 13 |
| B. VERSAND NACH: DISPATCHED TO: EXPEDITIONS VERS: | | | | | | | | | | | | | |
| 01 BR DEUTSCHLAND | 1 | 574 | 0 | 0 | 4 | 64 | 0 | 0 | - | 3 | 1 | 0 | 64 |
| 02 FRANCE | 2 | 274 | 0 | 1 | 1 | 14 | 0 | 0 | 0 | 0 | 7 | 0 | 194 |
| 03 ITALIA | - | - | - | - | - | - | - | - | - | - | - | - | - |
| 04 NEDERLAND | - | 29 | - | - | 0 | 0 | - | - | - | 0 | 0 | - | 3 |
| 05 BELGIQUE/BELGIE | - | 28 | - | - | 0 | 2 | - | - | 0 | 0 | 0 | 1 | 4 |
| 06 LUXEMBOURG | - | 0 | - | - | - | 0 | - | - | - | - | - | - | - |
| 07 UNITED KINGDOM | - | 4 | - | - | 3 | 5 | - | - | - | - | - | - | 1 |
| 08 IRELAND | - | - | - | - | - | - | - | - | - | - | - | - | - |
| 09 DANMARK | 0 | 0 | - | - | 0 | 0 | - | - | - | - | - | - | 0 |
| 10 HELLAS | - | - | 0 | 0 | 0 | 0 | - | - | - | 0 | - | - | 0 |
| 20 EUR | 3 | 909 | 0 | 1 | 9 | 85 | 1 | 0 | 0 | 4 | 8 | 1 | 266 |
| 28 NORWAY | - | 1 | - | - | 0 | 0 | - | - | - | - | - | - | - |
| 30 SWEDEN | - | 0 | - | - | 0 | 1 | 0 | 0 | - | 0 | 0 | - | 0 |
| 32 FINLAND | - | - | - | - | 0 | 0 | - | - | - | - | - | - | 0 |
| 36 SWITZERLAND | 2 | 151 | 0 | 1 | 8 | 59 | 0 | 1 | - | 32 | 0 | 0 | 68 |
| 38 AUSTRIA | 0 | 91 | 0 | 0 | 1 | 5 | 0 | 8 | - | 56 | 6 | 7 | 10 |
| 40 PORTUGAL | - | - | - | - | 0 | 0 | - | - | - | - | - | - | 0 |
| 42 SPAIN | - | 0 | - | - | 0 | 0 | - | - | - | - | 0 | - | 0 |
| 48 YUGOSLAVIA | 0 | 10 | 0 | 0 | 4 | 26 | 1 | 0 | - | 1 | 1 | 0 | 24 |
| 52 TURKEY | - | - | - | - | - | - | - | - | - | - | - | - | - |
| 56 USSR | - | - | - | - | - | - | - | - | - | - | - | - | - |
| 58 GERMAN DR | 1 | 6 | - | - | 0 | 6 | - | - | - | 1 | 0 | - | 0 |
| 60 POLAND | - | 0 | 0 | - | 0 | 5 | 0 | - | - | - | - | - | 4 |
| 62 CZECHOSLOVAKIA | 2 | 56 | - | 0 | 0 | 3 | 0 | - | - | 0 | - | 0 | 12 |
| 64 HUNGARY | 1 | 27 | - | 0 | 0 | 2 | 0 | - | - | 0 | - | 0 | 3 |
| 66 RUMANIA | - | - | - | - | 0 | 2 | - | - | 3 | 0 | - | 2 | 3 |
| 68 BULGARIA | - | - | - | - | 0 | 3 | - | - | - | 0 | - | - | 3 |
| 71 TOTAL STATE TRADING | 5 | 99 | 0 | 0 | 6 | 47 | 1 | 3 | - | 4 | 1 | 4 | 47 |
| 72 OTHER EUROP. COUNTRIES | 0 | 62 | - | - | 1 | 6 | 0 | - | - | 0 | 0 | - | 1 |
| 80 NEAR AND MIDDLE EAST | - | - | - | - | - | - | - | - | - | - | - | - | - |
| 83 OTHER COUNTRIES | - | - | - | - | - | - | - | - | - | - | - | - | - |
| 88 TOTAL THIRD COUNTRIES | 7 | 404 | 0 | 1 | 16 | 119 | 2 | 11 | - | 91 | 7 | 12 | 126 |
| 89 NOT SPECIFIED | - | - | - | - | - | - | - | - | - | - | - | - | - |
| 95 ZUSAMMEN-TOTAL B | 10 | 1314 | 0 | 2 | 25 | 205 | 3 | 12 | 0 | 95 | 15 | 13 | 392 |
| 97 INSGESAMT-TOTAL A+B | 343 | 1422 | 89 | 762 | 77 | 378 | 13 | 62 | 0 | 291 | 660 | 62 | 1014 |

EISENBahn - RAILWAY - CHEMIN DE FER
 GRENZUEBERSCHREITENDER VERKEHR NACH LAND UND GUETERGRUPPE
 INTERNATIONAL TRAFFIC BY COUNTRY AND GROUP OF GOODS
 TRAFIC INTERNATIONAL PAR PAYS ET GROUPE DE MARCHANDISES

2.2.03:4 (6A)
 ITALIA
 1983
 MIO TKM

| LAND - COUNTRY - PAYS | GUETERGRUPPE | | | GROUP OF GOODS | | | GROUPE DE MARCHANDISES | | | | | |
|---|--------------|-----|----|----------------|-----|-----|------------------------|----|----|-----|------|-------|
| | 14 | 15 | 16 | 17 | 18 | 19 | 20 | 21 | 22 | 23 | 24 | 01-24 |
| B. VERSAND NACH: DISPATCHED TO: EXPEDITIONS VERS: | | | | | | | | | | | | |
| 01 BR DEUTSCHLAND | 4 | 12 | 4 | 0 | 18 | 1 | 73 | 2 | 12 | 18 | 174 | 1031 |
| 02 FRANCE | 13 | 9 | 6 | 0 | 25 | 6 | 161 | 4 | 12 | 34 | 80 | 844 |
| 03 ITALIA | - | - | - | - | - | - | - | - | - | - | - | - |
| 04 NEDERLAND | - | 0 | - | - | 3 | - | 19 | 0 | 0 | 1 | 46 | 102 |
| 05 BELGIQUE/BELGIE | 0 | 2 | 0 | 0 | 0 | - | 13 | 0 | 2 | 1 | 68 | 123 |
| 06 LUXEMBOURG | - | - | - | - | 1 | - | 0 | 0 | - | 0 | 0 | 1 |
| 07 UNITED KINGDOM | 0 | 0 | 0 | - | 6 | 0 | 1 | 0 | 0 | 2 | 90 | 112 |
| 08 IRELAND | - | - | - | - | - | - | - | - | - | - | - | - |
| 09 DANMARK | 0 | 0 | - | - | 1 | - | 3 | 0 | - | 0 | 1 | 5 |
| 10 HELLAS | 0 | 0 | - | - | 1 | - | 7 | 0 | 0 | 1 | 0 | 10 |
| 20 EUR | 17 | 23 | 11 | 0 | 54 | 7 | 278 | 6 | 26 | 57 | 460 | 2228 |
| 28 NORWAY | - | 0 | - | - | 0 | - | 4 | 0 | 0 | 0 | 0 | 4 |
| 30 SWEDEN | 0 | 0 | - | - | 0 | - | 2 | 0 | 0 | 1 | 1 | 7 |
| 32 FINLAND | - | 0 | - | - | 0 | - | 0 | 0 | - | 0 | 0 | 1 |
| 36 SWITZERLAND | 8 | 31 | 17 | 0 | 32 | 0 | 14 | 7 | 9 | 20 | 25 | 486 |
| 38 AUSTRIA | 0 | 5 | 9 | 0 | 12 | 0 | 19 | 1 | 2 | 10 | 21 | 263 |
| 40 PORTUGAL | - | 0 | - | - | 0 | - | 6 | 0 | 0 | 0 | 0 | 7 |
| 42 SPAIN | 0 | 0 | - | - | 0 | - | 8 | 0 | 0 | 2 | 2 | 13 |
| 48 YUGOSLAVIA | 1 | 2 | 0 | 3 | 24 | 0 | 8 | 4 | 0 | 18 | 3 | 131 |
| 52 TURKEY | - | - | - | - | - | - | - | - | - | - | - | - |
| 56 USSR | - | - | - | - | - | - | - | - | - | - | - | - |
| 58 GERMAN DR | 0 | 0 | - | - | 3 | - | 1 | 0 | 0 | 2 | 0 | 22 |
| 60 POLAND | 0 | 1 | - | 0 | 7 | 0 | 4 | 0 | 0 | 8 | 0 | 30 |
| 62 CZECHOSLOVAKIA | 0 | 1 | - | 0 | 6 | - | 1 | 0 | 0 | 0 | 1 | 82 |
| 64 HUNGARY | 0 | 1 | 0 | 0 | 16 | - | 2 | 1 | 0 | 3 | 1 | 60 |
| 66 RUMANIA | 1 | 0 | 0 | 0 | 3 | - | 2 | 0 | 0 | 0 | 1 | 15 |
| 68 BULGARIA | 0 | 0 | - | - | 0 | - | 2 | 0 | 0 | 1 | 0 | 13 |
| 71 TOTAL STATE TRADING | 2 | 5 | 0 | 3 | 62 | 0 | 19 | 6 | 1 | 33 | 7 | 353 |
| 72 OTHER EUROP. COUNTRIES | 1 | 1 | 0 | - | 2 | 0 | 10 | 1 | 0 | 4 | 5 | 94 |
| 80 NEAR AND MIDDLE EAST | - | - | - | - | - | - | - | - | - | - | - | - |
| 83 OTHER COUNTRIES | - | - | - | - | - | - | - | - | - | - | - | - |
| 88 TOTAL THIRD COUNTRIES | 11 | 42 | 26 | 3 | 108 | 0 | 82 | 16 | 13 | 70 | 62 | 1230 |
| 89 NOT SPECIFIED | - | - | - | - | - | - | - | - | - | - | - | - |
| 95 ZUSAMMEN-TOTAL B | 29 | 65 | 36 | 3 | 163 | 7 | 360 | 22 | 39 | 126 | 522 | 3457 |
| 97 INSGESAMT-TOTAL A+B | 72 | 590 | 94 | 66 | 372 | 191 | 545 | 39 | 66 | 291 | 1226 | 8726 |

EISENBahn - RAILWAY - CHEMIN DE FER 2.2.04:1 (6A)
 GRENZUEBERSCHREITENDER VERKEHR NACH LAND UND GUETERGRUPPE NEDERLAND
 INTERNATIONAL TRAFFIC BY COUNTRY AND GROUP OF GOODS 1983
 TRAFIC INTERNATIONAL PAR PAYS ET GROUPE DE MARCHANDISES MIO TKM

| LAND - COUNTRY - PAYS | GUETERGRUPPE - GROUP OF GOODS - GROUPE DE MARCHANDISES | | | | | | | | | | | | |
|---|--|----|----|----|----|----|----|-----|----|----|----|----|----|
| | 01 | 02 | 03 | 04 | 05 | 06 | 07 | 08 | 09 | 10 | 11 | 12 | 13 |
| A. EMPFANG AUS: RECEIVED FROM: RECEPTIONS DE: | | | | | | | | | | | | | |
| 01 BR DEUTSCHLAND | - | 1 | 0 | 0 | 0 | 1 | 1 | 106 | - | 10 | 0 | 2 | 9 |
| 02 FRANCE | 31 | 0 | - | 1 | 0 | 7 | 3 | 0 | - | 0 | 0 | 0 | 4 |
| 03 ITALIA | 0 | 6 | - | - | 0 | 1 | - | - | - | 0 | 0 | - | 1 |
| 04 NEDERLAND | - | - | - | - | - | - | - | - | - | - | - | - | - |
| 05 BELGIQUE/BELGIE | 0 | 0 | - | - | 0 | 1 | - | 0 | - | 4 | 0 | - | 1 |
| 06 LUXEMBOURG | - | - | - | - | - | - | - | - | - | - | - | - | 7 |
| 07 UNITED KINGDOM | - | - | - | - | 0 | - | - | - | - | - | - | - | 0 |
| 08 IRELAND | - | - | - | - | - | - | - | - | - | - | - | - | - |
| 09 DANMARK | - | - | - | 0 | 0 | - | - | - | - | - | - | - | - |
| 10 HELLAS | - | - | - | - | - | - | - | - | - | - | - | - | - |
| 20 EUR | 31 | 7 | 0 | 1 | 1 | 10 | 4 | 106 | - | 14 | 1 | 2 | 23 |
| 28 NORWAY | - | 0 | - | 0 | - | - | - | - | - | - | - | - | - |
| 30 SWEDEN | - | 0 | - | 2 | 0 | 0 | - | - | - | - | - | 0 | 1 |
| 32 FINLAND | - | - | - | - | - | - | - | - | - | - | - | - | - |
| 36 SWITZERLAND | - | - | - | - | 0 | 1 | 0 | - | - | - | 0 | 0 | 0 |
| 38 AUSTRIA | 0 | 0 | - | - | 0 | 0 | - | - | - | 3 | - | - | 0 |
| 40 PORTUGAL | - | - | - | - | - | - | - | - | - | - | - | - | - |
| 42 SPAIN | - | 5 | - | - | - | 0 | - | - | - | - | - | - | - |
| 48 YUGOSLAVIA | - | 0 | - | - | 0 | 0 | - | - | - | 0 | - | - | 0 |
| 52 TURKEY | - | - | - | - | - | - | - | - | - | - | - | - | - |
| 56 USSR | - | - | - | - | - | - | - | - | - | - | - | - | - |
| 58 GERMAN DR | - | - | 0 | - | 0 | 0 | 0 | 0 | - | 0 | - | - | 0 |
| 60 POLAND | - | - | - | 0 | 0 | 0 | 0 | 0 | - | 0 | - | - | 0 |
| 62 CZECHOSLOVAKIA | - | 0 | - | 0 | 0 | 0 | 0 | 0 | - | 1 | - | - | 0 |
| 64 HUNGARY | - | - | - | - | 0 | 0 | 0 | 0 | - | 0 | - | - | 0 |
| 66 RUMANIA | - | 0 | - | - | - | 0 | - | - | - | 0 | - | - | - |
| 68 BULGARIA | - | - | - | - | 0 | - | - | - | - | - | - | - | - |
| 71 TOTAL STATE TRADING | - | 0 | 0 | 0 | 1 | 0 | 0 | 0 | - | 2 | - | - | 1 |
| 72 OTHER EUROP. COUNTRIES | - | - | - | - | - | - | - | - | - | - | - | - | - |
| 80 NEAR AND MIDDLE EAST | - | - | - | - | - | - | - | - | - | - | - | - | - |
| 83 OTHER COUNTRIES | - | - | - | - | - | - | - | - | - | - | - | - | - |
| 88 TOTAL THIRD COUNTRIES | 0 | 5 | 0 | 3 | 2 | 2 | 0 | 0 | - | 5 | 0 | 0 | 2 |
| 89 NOT SPECIFIED | - | - | - | - | - | - | - | - | - | - | - | - | - |
| 95 ZUSAMMEN-TOTAL A | 31 | 12 | 0 | 4 | 2 | 12 | 4 | 106 | - | 19 | 1 | 2 | 24 |

EISENBahn - RAILWAY - CHEMIN DE FER 2.2.04:2 (6A)
 GRENZUEBERSCHREITENDER VERKEHR NACH LAND UND GUETERGRUPPE NEDERLAND
 INTERNATIONAL TRAFFIC BY COUNTRY AND GROUP OF GOODS 1983
 TRAFIC INTERNATIONAL PAR PAYS ET GROUPE DE MARCHANDISES MIO TKM

| LAND - COUNTRY - PAYS | GUETERGRUPPE - GROUP OF GOODS - GROUPE DE MARCHANDISES | | | | | | | | | | | | |
|---|--|-----|----|----|----|----|----|----|----|----|-----|-------|--|
| | 14 | 15 | 16 | 17 | 18 | 19 | 20 | 21 | 22 | 23 | 24 | 01-24 | |
| A. EMPFANG AUS: RECEIVED FROM: RECEPTIONS DE: | | | | | | | | | | | | | |
| 01 BR DEUTSCHLAND | 10 | 28 | 1 | 0 | 38 | 0 | 16 | 2 | 0 | 4 | 17 | 245 | |
| 02 FRANCE | 0 | 1 | 0 | 0 | 5 | 0 | 1 | 0 | 0 | 0 | 2 | 55 | |
| 03 ITALIA | - | 0 | 0 | - | 1 | - | 6 | 0 | 0 | 0 | 68 | 83 | |
| 04 NEDERLAND | - | - | - | - | - | - | - | - | - | - | - | - | |
| 05 BELGIQUE/BELGIE | 71 | 135 | 0 | - | 8 | 2 | 1 | 0 | 3 | 0 | 27 | 253 | |
| 06 LUXEMBOURG | - | - | - | - | - | - | - | - | - | - | 0 | 7 | |
| 07 UNITED KINGDOM | - | - | 0 | - | 0 | - | - | - | - | - | 0 | 0 | |
| 08 IRELAND | - | - | - | - | - | - | - | - | - | - | - | - | |
| 09 DANMARK | - | - | - | - | 0 | - | 0 | - | - | 0 | 1 | 1 | |
| 10 HELLAS | - | - | - | - | 1 | - | 0 | - | - | - | 0 | 1 | |
| 20 EUR | 81 | 163 | 1 | 0 | 53 | 2 | 24 | 2 | 3 | 5 | 115 | 646 | |
| 28 NORWAY | - | 0 | - | - | 0 | - | 0 | - | - | - | 0 | 0 | |
| 30 SWEDEN | 0 | 0 | - | - | 0 | 1 | 0 | 0 | - | 5 | 0 | 10 | |
| 32 FINLAND | - | - | - | - | - | - | - | - | - | - | 0 | 0 | |
| 36 SWITZERLAND | 0 | 0 | - | - | 5 | - | 1 | 0 | - | - | 19 | 28 | |
| 38 AUSTRIA | 1 | 0 | - | - | 3 | - | 0 | 0 | 0 | 1 | 7 | 15 | |
| 40 PORTUGAL | - | - | - | - | - | - | - | - | - | - | 0 | 0 | |
| 42 SPAIN | - | - | - | - | 0 | - | 0 | - | 0 | 0 | 0 | 5 | |
| 48 YUGOSLAVIA | - | - | - | - | 0 | - | 1 | 0 | 0 | 0 | 1 | 2 | |
| 52 TURKEY | - | - | - | - | 0 | - | 0 | - | - | 0 | 0 | 0 | |
| 56 USSR | - | - | - | - | - | - | - | - | - | - | - | - | |
| 58 GERMAN DR | - | - | - | 2 | 1 | - | 0 | 0 | 0 | 0 | 0 | 5 | |
| 60 POLAND | - | - | - | - | 0 | 0 | 0 | 0 | 0 | 0 | 1 | 2 | |
| 62 CZECHOSLOVAKIA | 0 | - | - | - | 0 | 0 | 1 | 0 | 0 | 1 | 0 | 4 | |
| 64 HUNGARY | - | - | - | - | 1 | - | 0 | 0 | 0 | 0 | 1 | 4 | |
| 66 RUMANIA | - | - | - | - | 0 | - | 0 | 0 | 0 | 1 | 0 | 1 | |
| 68 BULGARIA | - | - | - | - | 0 | - | 0 | - | - | 0 | 0 | 0 | |
| 71 TOTAL STATE TRADING | 0 | - | - | 2 | 3 | 0 | 2 | 0 | 0 | 2 | 3 | 18 | |
| 72 OTHER EUROP. COUNTRIES | - | - | - | - | - | - | - | - | - | - | - | - | |
| 80 NEAR AND MIDDLE EAST | - | - | - | - | - | - | - | - | - | - | - | - | |
| 83 OTHER COUNTRIES | - | - | - | - | - | - | - | - | - | - | - | - | |
| 88 TOTAL THIRD COUNTRIES | 1 | 0 | - | 2 | 11 | 1 | 4 | 1 | 0 | 8 | 29 | 76 | |
| 89 NOT SPECIFIED | - | - | - | - | - | - | - | - | - | - | - | - | |
| 95 ZUSAMMEN-TOTAL A | 82 | 163 | 1 | 2 | 64 | 3 | 28 | 2 | 4 | 13 | 144 | 723 | |

EISENBahn - RAILWAY - CHEMIN DE FER
 GRENZUEBERSCHREITENDER VERKEHR NACH LAND UND GUETERGRUPPE
 INTERNATIONAL TRAFFIC BY COUNTRY AND GROUP OF GOODS
 TRAFIC INTERNATIONAL PAR PAYS ET GROUPE DE MARCHANDISES

2.2.04:3 (6A)
 NEDERLAND
 1983
 MIO TKM

| LAND - COUNTRY - PAYS | GUETERGRUPPE | | | | | GROUP OF GOODS | | | | GROUPE DE MARCHANDISES | | | | |
|---|--------------|----|----|----|----|----------------|----|-----|----|------------------------|-----|----|----|--|
| | 01 | 02 | 03 | 04 | 05 | 06 | 07 | 08 | 09 | 10 | 11 | 12 | 13 | |
| B. VERSAND NACH: DISPATCHED TO: EXPEDITIONS VERS: | | | | | | | | | | | | | | |
| 01 BR DEUTSCHLAND | - | 0 | 0 | 0 | 0 | 1 | 0 | 1 | 0 | 18 | 450 | 0 | 26 | |
| 02 FRANCE | 2 | 2 | 0 | 0 | 0 | 4 | 2 | 4 | 0 | 2 | 1 | 0 | 3 | |
| 03 ITALIA | - | 7 | - | - | 0 | 7 | 0 | - | - | 2 | - | 0 | 3 | |
| 04 NEDERLAND | - | - | - | - | - | - | - | - | - | - | - | - | - | |
| 05 BELGIQUE/BELGIE | - | - | - | - | 0 | 0 | 0 | 1 | 1 | 0 | 2 | 0 | 0 | |
| 06 LUXEMBOURG | - | 0 | - | - | - | - | - | 0 | - | 0 | - | - | 0 | |
| 07 UNITED KINGDOM | - | - | - | - | 0 | 0 | - | - | - | 0 | - | - | 0 | |
| 08 IRELAND | - | - | - | - | - | - | - | - | - | - | - | - | - | |
| 09 DANMARK | - | - | - | - | - | - | - | - | - | 0 | - | 0 | - | |
| 10 HELLAS | - | - | 0 | - | - | - | - | - | - | - | - | - | 0 | |
| 20 EUR | 2 | 10 | 0 | 0 | 1 | 12 | 3 | 6 | 1 | 22 | 453 | 1 | 33 | |
| 28 NORWAY | - | 0 | - | - | - | - | - | - | - | 0 | - | - | - | |
| 30 SWEDEN | - | 0 | - | 0 | 0 | 0 | - | - | - | 0 | 0 | 0 | 0 | |
| 32 FINLAND | - | - | - | - | - | - | - | - | - | - | - | - | - | |
| 36 SWITZERLAND | 3 | 0 | 0 | 0 | 0 | 6 | 2 | 1 | - | 4 | 1 | 0 | 4 | |
| 38 AUSTRIA | - | 0 | 0 | 0 | 0 | 1 | 0 | 0 | - | 2 | 2 | 1 | 0 | |
| 40 PORTUGAL | - | - | - | - | - | - | - | - | - | - | - | - | - | |
| 42 SPAIN | - | 0 | - | - | - | 0 | - | - | - | - | - | - | 0 | |
| 48 YUGOSLAVIA | - | 0 | - | - | 0 | 0 | 0 | - | - | 1 | - | 0 | 0 | |
| 52 TURKEY | - | - | 0 | - | - | 1 | - | - | - | - | - | - | - | |
| 56 USSR | - | - | - | - | - | - | - | - | - | - | - | - | - | |
| 58 GERMAN DR | - | 0 | - | - | 3 | 1 | 0 | - | - | 0 | - | 0 | 0 | |
| 60 POLAND | 0 | - | - | - | 0 | 0 | 0 | - | - | 0 | - | 0 | 1 | |
| 62 CZECHOSLOVAKIA | - | 0 | - | - | 0 | 0 | 0 | - | - | 0 | - | 0 | 0 | |
| 64 HUNGARY | 0 | 1 | 0 | 0 | 0 | 1 | 0 | - | - | 0 | - | 0 | 1 | |
| 66 RUMANIA | - | - | - | - | 0 | 0 | 0 | - | - | 0 | - | 1 | 3 | |
| 68 BULGARIA | 0 | 0 | - | - | 1 | 0 | 0 | - | - | 0 | - | 0 | 2 | |
| 71 TOTAL STATE TRADING | 0 | 1 | 0 | - | 5 | 2 | 1 | - | - | 2 | - | 2 | 8 | |
| 72 OTHER EUROP. COUNTRIES | - | - | - | - | - | - | - | - | - | - | - | - | - | |
| 80 NEAR AND MIDDLE EAST | - | - | - | - | - | - | - | - | - | - | - | - | - | |
| 83 OTHER COUNTRIES | - | - | - | - | - | - | - | - | - | - | - | - | - | |
| 88 TOTAL THIRD COUNTRIES | 3 | 2 | 0 | 0 | 5 | 10 | 3 | 1 | - | 8 | 4 | 3 | 12 | |
| 89 NOT SPECIFIED | - | - | - | - | - | - | - | - | - | - | - | - | - | |
| 95 ZUSAMMEN-TOTAL B | 5 | 11 | 0 | 1 | 6 | 21 | 6 | 7 | 1 | 29 | 456 | 3 | 45 | |
| 97 INSGESAMT-TOTAL A+B | 36 | 23 | 0 | 4 | 9 | 33 | 10 | 113 | 1 | 49 | 457 | 5 | 69 | |

EISENBahn - RAILWAY - CHEMIN DE FER
 GRENZUEBERSCHREITENDER VERKEHR NACH LAND UND GUETERGRUPPE
 INTERNATIONAL TRAFFIC BY COUNTRY AND GROUP OF GOODS
 TRAFIC INTERNATIONAL PAR PAYS ET GROUPE DE MARCHANDISES

2.2.04:4 (6A)
 NEDERLAND
 1983
 MIO TKM

| LAND - COUNTRY - PAYS | GUETERGRUPPE | | | | | GROUP OF GOODS | | | | GROUPE DE MARCHANDISES | | | | |
|---|--------------|-----|----|----|-----|----------------|----|----|----|------------------------|-----|-------|--|--|
| | 14 | 15 | 16 | 17 | 18 | 19 | 20 | 21 | 22 | 23 | 24 | 01-24 | | |
| B. VERSAND NACH: DISPATCHED TO: EXPEDITIONS VERS: | | | | | | | | | | | | | | |
| 01 BR DEUTSCHLAND | 0 | 0 | 3 | 3 | 68 | 3 | 3 | 0 | 0 | 0 | 25 | 603 | | |
| 02 FRANCE | 0 | 1 | 34 | 0 | 7 | 0 | 2 | 0 | 0 | 0 | 5 | 71 | | |
| 03 ITALIA | 0 | 4 | - | 0 | 8 | 0 | 2 | 0 | 0 | 0 | 59 | 93 | | |
| 04 NEDERLAND | - | - | - | - | - | - | - | - | - | - | - | - | | |
| 05 BELGIQUE/BELGIE | 0 | 37 | 1 | 0 | 13 | - | 0 | - | 0 | 0 | 20 | 76 | | |
| 06 LUXEMBOURG | - | - | 0 | - | 0 | - | - | - | - | 0 | 0 | 0 | | |
| 07 UNITED KINGDOM | - | - | - | - | 0 | - | - | - | - | 0 | 0 | 0 | | |
| 08 IRELAND | - | - | - | - | - | - | - | - | - | - | - | - | | |
| 09 DANMARK | - | 0 | - | - | 1 | - | 1 | 0 | 0 | 0 | 1 | 3 | | |
| 10 HELLAS | 0 | - | - | - | 0 | - | 0 | 0 | 0 | 0 | 0 | 0 | | |
| 20 EUR | 0 | 42 | 39 | 3 | 98 | 3 | 8 | 0 | 0 | 1 | 111 | 847 | | |
| 28 NORWAY | - | - | - | - | 0 | - | 0 | - | - | 0 | 0 | 0 | | |
| 30 SWEDEN | 0 | 0 | - | 0 | 3 | - | 2 | 0 | 0 | 0 | 1 | 7 | | |
| 32 FINLAND | - | - | - | - | 0 | - | - | - | - | 0 | - | 0 | | |
| 36 SWITZERLAND | 0 | 2 | 0 | 0 | 14 | 0 | 3 | 0 | - | 0 | 25 | 66 | | |
| 38 AUSTRIA | 0 | 1 | 0 | 0 | 12 | 0 | 13 | 0 | 0 | 0 | 4 | 37 | | |
| 40 PORTUGAL | - | - | - | - | - | - | 0 | - | - | - | - | 0 | | |
| 42 SPAIN | - | - | - | - | 0 | - | 0 | - | - | 0 | 0 | 1 | | |
| 48 YUGOSLAVIA | 0 | 0 | - | 0 | 3 | - | 0 | 0 | 0 | 0 | 0 | 5 | | |
| 52 TURKEY | - | - | - | - | 0 | - | 0 | 0 | 0 | 0 | 0 | 1 | | |
| 56 USSR | - | - | - | - | - | - | - | - | - | - | - | - | | |
| 58 GERMAN DR | 0 | 0 | - | - | 2 | - | 0 | 0 | - | 1 | 0 | 9 | | |
| 60 POLAND | 0 | - | 0 | - | 3 | - | 0 | 0 | - | 1 | 1 | 7 | | |
| 62 CZECHOSLOVAKIA | - | 2 | - | 0 | 2 | - | 0 | 0 | - | 0 | 0 | 4 | | |
| 64 HUNGARY | 0 | 1 | 0 | 0 | 3 | - | 0 | 0 | - | 0 | 0 | 8 | | |
| 66 RUMANIA | - | 0 | - | - | 3 | - | 0 | 0 | - | 0 | 0 | 8 | | |
| 68 BULGARIA | - | 0 | - | - | 2 | 0 | 0 | 0 | - | 0 | 0 | 5 | | |
| 71 TOTAL STATE TRADING | 0 | 3 | 0 | 0 | 17 | 0 | 0 | 0 | 0 | 2 | 3 | 46 | | |
| 72 OTHER EUROP. COUNTRIES | - | - | - | - | - | - | - | - | - | - | - | - | | |
| 80 NEAR AND MIDDLE EAST | - | - | - | - | - | - | - | - | - | - | - | - | | |
| 83 OTHER COUNTRIES | - | - | - | - | - | - | - | - | - | - | - | - | | |
| 88 TOTAL THIRD COUNTRIES | 0 | 6 | 0 | 0 | 46 | 0 | 19 | 0 | 0 | 2 | 33 | 159 | | |
| 89 NOT SPECIFIED | - | - | - | - | - | - | - | - | - | - | - | - | | |
| 95 ZUSAMMEN-TOTAL B | 1 | 48 | 39 | 4 | 144 | 3 | 27 | 0 | 0 | 3 | 144 | 1006 | | |
| 97 INSGESAMT-TOTAL A+B | 83 | 211 | 40 | 6 | 208 | 6 | 55 | 3 | 4 | 15 | 288 | 1729 | | |

EISENBAHN - RAILWAY - CHEMIN DE FER
 GRENZUEBERSCHREITENDER VERKEHR NACH LAND UND GUETERGRUPPE
 INTERNATIONAL TRAFFIC BY COUNTRY AND GROUP OF GOODS
 TRAFIC INTERNATIONAL PAR PAYS ET GROUPE DE MARCHANDISES

2.2.05:1 (6A)
 BELGIQUE/BELGIE
 1983
 MIO TKM

| LAND - COUNTRY - PAYS | GUETERGRUPPE - GROUP OF GOODS - GROUPE DE MARCHANDISES | | | | | | | | | | | | |
|---|--|----|----|----|----|----|----|-----|----|----|----|----|-----|
| | 01 | 02 | 03 | 04 | 05 | 06 | 07 | 08 | 09 | 10 | 11 | 12 | 13 |
| A. EMPFANG AUS: RECEIVED FROM: RECEPTIONS DE: | | | | | | | | | | | | | |
| 01 BR DEUTSCHLAND | 3 | 0 | - | 0 | 1 | 2 | 0 | 138 | - | 3 | 4 | 1 | 46 |
| 02 FRANCE | 109 | 0 | - | 2 | 1 | 91 | 5 | 7 | - | 0 | 72 | 15 | 290 |
| 03 ITALIA | 0 | 6 | - | - | 0 | 0 | 0 | - | - | 0 | 0 | 0 | 5 |
| 04 NEDERLAND | - | - | - | - | 0 | 0 | 0 | 9 | 0 | 0 | 2 | 0 | 0 |
| 05 BELGIQUE/BELGIE | - | - | - | - | 0 | 0 | - | - | - | 0 | - | - | 0 |
| 06 LUXEMBOURG | - | 0 | - | 0 | 0 | 0 | - | - | - | 0 | - | - | 166 |
| 07 UNITED KINGDOM | - | - | - | - | 0 | 0 | - | - | - | - | - | 0 | 3 |
| 08 IRELAND | - | - | - | - | 0 | 0 | - | - | - | - | - | - | - |
| 09 DANMARK | - | 0 | - | - | 0 | 0 | - | - | - | - | - | - | - |
| 10 HELLAS | - | - | - | - | 0 | 0 | - | - | - | - | - | - | - |
| 20 EUR | 112 | 7 | - | 3 | 2 | 95 | 5 | 153 | 0 | 4 | 78 | 17 | 510 |
| 28 NORWAY | - | - | - | - | 0 | - | - | - | - | - | - | - | 0 |
| 30 SWEDEN | - | 0 | - | 1 | - | - | - | 0 | - | - | 0 | - | 0 |
| 32 FINLAND | - | - | - | - | - | - | - | - | - | - | - | - | - |
| 36 SWITZERLAND | 0 | 1 | - | 0 | 0 | 3 | 0 | - | - | 0 | 0 | 0 | 0 |
| 38 AUSTRIA | - | 0 | 0 | 0 | 0 | 0 | 0 | - | - | 0 | - | - | 0 |
| 40 PORTUGAL | - | - | 0 | 0 | 0 | - | - | - | - | - | - | - | - |
| 42 SPAIN | - | 5 | - | 0 | 0 | 0 | - | - | - | - | - | - | 2 |
| 48 YUGOSLAVIA | - | - | - | - | 0 | 0 | 0 | - | - | - | 0 | - | 0 |
| 52 TURKEY | - | - | - | - | - | - | - | - | - | - | - | - | - |
| 56 USSR | - | - | - | - | - | - | - | - | - | - | - | - | - |
| 58 GERMAN DR | - | - | - | - | 0 | 0 | - | 0 | - | 1 | - | - | 5 |
| 60 POLAND | - | - | 0 | 0 | 0 | 0 | 0 | 0 | 0 | 0 | - | - | 0 |
| 62 CZECHOSLOVAKIA | - | - | - | - | 0 | 0 | 0 | - | - | 0 | - | - | 0 |
| 64 HUNGARY | - | 0 | 0 | - | 0 | 0 | - | - | - | 0 | - | - | 0 |
| 66 RUMANIA | - | - | - | 0 | 0 | 0 | - | - | - | 0 | - | - | 0 |
| 68 BULGARIA | - | - | - | - | 0 | - | - | - | - | - | - | - | - |
| 71 TOTAL STATE TRADING | - | 0 | 0 | 0 | 1 | 0 | 0 | 1 | 0 | 2 | - | - | 6 |
| 72 OTHER EUROP. COUNTRIES | - | - | - | - | - | - | - | - | - | - | - | - | - |
| 80 NEAR AND MIDDLE EAST | - | - | - | - | - | - | - | - | - | - | - | - | - |
| 83 OTHER COUNTRIES | - | - | - | - | - | - | - | - | - | - | - | - | - |
| 88 TOTAL THIRD COUNTRIES | 0 | 5 | 0 | 1 | 1 | 4 | 0 | 1 | 0 | 2 | 0 | 0 | 8 |
| 89 NOT SPECIFIED | - | - | - | - | - | - | - | - | - | - | - | - | - |
| 95 ZUSAMMEN-TOTAL A | 112 | 12 | 0 | 3 | 3 | 98 | 5 | 154 | 0 | 6 | 78 | 17 | 519 |

EISENBAHN - RAILWAY - CHEMIN DE FER
 GRENZUEBERSCHREITENDER VERKEHR NACH LAND UND GUETERGRUPPE
 INTERNATIONAL TRAFFIC BY COUNTRY AND GROUP OF GOODS
 TRAFIC INTERNATIONAL PAR PAYS ET GROUPE DE MARCHANDISES

2.2.05:2 (6A)
 BELGIQUE/BELGIE
 1983
 MIO TKM

| LAND - COUNTRY - PAYS | GUETERGRUPPE - GROUP OF GOODS - GROUPE DE MARCHANDISES | | | | | | | | | | | | |
|---|--|----|----|----|-----|----|-----|----|----|----|-----|-------|--|
| | 14 | 15 | 16 | 17 | 18 | 19 | 20 | 21 | 22 | 23 | 24 | 01-24 | |
| A. EMPFANG AUS: RECEIVED FROM: RECEPTIONS DE: | | | | | | | | | | | | | |
| 01 BR DEUTSCHLAND | 1 | - | 6 | 0 | 39 | 0 | 77 | 1 | 0 | 4 | 31 | 360 | |
| 02 FRANCE | 1 | 15 | 0 | 0 | 112 | 0 | 18 | 2 | 1 | 1 | 14 | 757 | |
| 03 ITALIA | 0 | 1 | - | 0 | 0 | - | 7 | 0 | 0 | 0 | 76 | 98 | |
| 04 NEDERLAND | 0 | 10 | 12 | 0 | 11 | - | 0 | 0 | 0 | 0 | 8 | 53 | |
| 05 BELGIQUE/BELGIE | - | - | - | - | - | - | - | - | - | - | - | - | |
| 06 LUXEMBOURG | 0 | - | 7 | - | - | - | 0 | 0 | - | 0 | 0 | 174 | |
| 07 UNITED KINGDOM | - | - | 0 | - | 0 | - | - | - | - | 0 | 0 | 4 | |
| 08 IRELAND | - | - | - | - | - | - | - | - | - | - | - | - | |
| 09 DANMARK | - | - | - | - | 0 | - | 0 | - | 0 | - | 6 | 6 | |
| 10 HELLAS | - | - | - | - | - | - | 0 | - | - | - | - | 0 | |
| 20 EUR | 2 | 28 | 26 | 1 | 162 | 0 | 102 | 4 | 2 | 6 | 136 | 1453 | |
| 28 NORWAY | - | - | - | - | 0 | - | 0 | - | - | - | 0 | 0 | |
| 30 SWEDEN | - | 0 | - | - | 1 | 0 | 0 | - | - | 1 | 10 | 12 | |
| 32 FINLAND | - | - | - | - | - | - | - | - | - | - | - | - | |
| 36 SWITZERLAND | 0 | 1 | - | - | 2 | - | 3 | 0 | 1 | 3 | 13 | 27 | |
| 38 AUSTRIA | 0 | 0 | - | 0 | 1 | 0 | 2 | 0 | 0 | 2 | 8 | 14 | |
| 40 PORTUGAL | - | - | - | - | - | - | 0 | - | - | - | - | 0 | |
| 42 SPAIN | - | 0 | - | - | 0 | - | 2 | - | 0 | 0 | 7 | 16 | |
| 48 YUGOSLAVIA | 0 | - | - | 0 | 0 | - | 0 | 0 | 0 | 0 | 0 | 1 | |
| 52 TURKEY | - | - | - | - | - | - | - | - | - | - | - | - | |
| 56 USSR | - | - | - | - | - | - | - | - | - | - | - | - | |
| 58 GERMAN DR | 0 | - | - | - | 5 | - | 0 | 0 | 0 | 0 | 0 | 13 | |
| 60 POLAND | 0 | 0 | - | - | 1 | - | 0 | 0 | 0 | 0 | 0 | 2 | |
| 62 CZECHOSLOVAKIA | - | - | - | - | 1 | - | 1 | 0 | 0 | 0 | 0 | 0 | |
| 64 HUNGARY | 0 | - | - | - | 0 | - | 0 | 0 | 0 | 0 | 0 | 2 | |
| 66 RUMANIA | - | - | - | - | 0 | - | 0 | - | - | 2 | 0 | 0 | |
| 68 BULGARIA | - | - | - | 0 | 0 | - | 0 | - | - | 0 | 0 | 0 | |
| 71 TOTAL STATE TRADING | 0 | 0 | - | 0 | 7 | - | 1 | 0 | 0 | 4 | 1 | 24 | |
| 72 OTHER EUROP. COUNTRIES | - | - | - | - | - | - | - | - | - | - | - | - | |
| 80 NEAR AND MIDDLE EAST | - | - | - | - | - | - | - | - | - | - | - | - | |
| 83 OTHER COUNTRIES | - | - | - | - | - | - | - | - | - | - | 0 | 0 | |
| 88 TOTAL THIRD COUNTRIES | 0 | 1 | - | 0 | 11 | 0 | 8 | 1 | 2 | 9 | 39 | 92 | |
| 89 NOT SPECIFIED | - | - | - | - | - | - | - | - | - | - | - | - | |
| 95 ZUSAMMEN-TOTAL A | 2 | 29 | 26 | 1 | 173 | 0 | 110 | 4 | 3 | 15 | 174 | 1544 | |

EISENBahn - RAILWAY - CHEMIN DE FER
 GRENZUEBERSCHREITENDER VERKEHR NACH LAND UND GUETERGRUPPE
 INTERNATIONAL TRAFFIC BY COUNTRY AND GROUP OF GOODS
 TRAFIC INTERNATIONAL PAR PAYS ET GROUPE DE MARCHANDISES

2.2.05:3 (6A)
 BELGIQUE/BELGIE
 1983
 MIO TKM

| LAND - COUNTRY - PAYS | GUETERGRUPPE - GROUP OF GOODS - GROUPE DE MARCHANDISES | | | | | | | | | | | | |
|---|--|----|----|----|----|-----|----|-----|----|-----|-----|----|-----|
| | 01 | 02 | 03 | 04 | 05 | 06 | 07 | 08 | 09 | 10 | 11 | 12 | 13 |
| B. VERSAND NACH: DISPATCHED TO: EXPEDITIONS VERS: | | | | | | | | | | | | | |
| 01 BR DEUTSCHLAND | 1 | 1 | - | 2 | 0 | 1 | 0 | 12 | - | 5 | 0 | 0 | 127 |
| 02 FRANCE | 27 | 1 | 0 | 1 | 0 | 37 | 1 | 20 | 0 | 37 | 112 | 1 | 136 |
| 03 ITALIA | 0 | 0 | 0 | 0 | 0 | 1 | 0 | 0 | - | 1 | 0 | - | 74 |
| 04 NEDERLAND | 0 | 0 | - | - | - | 1 | - | 0 | - | 0 | 0 | 35 | 0 |
| 05 BELGIQUE/BELGIE | - | - | - | - | - | - | - | - | - | - | - | - | - |
| 06 LUXEMBOURG | - | - | - | 0 | - | - | - | 54 | - | 158 | 251 | 1 | 15 |
| 07 UNITED KINGDOM | 0 | - | - | 1 | 0 | - | - | - | - | - | 0 | - | 3 |
| 08 IRELAND | - | - | - | - | - | - | - | - | - | - | - | - | - |
| 09 DANMARK | - | 0 | - | - | - | 0 | 0 | - | - | - | - | 0 | 1 |
| 10 HELLAS | - | - | 0 | - | - | - | - | - | - | - | - | - | 0 |
| 20 EUR | 28 | 2 | 0 | 4 | 1 | 40 | 1 | 86 | 0 | 201 | 364 | 37 | 356 |
| 28 NORWAY | - | - | - | - | - | - | - | - | - | - | - | - | 1 |
| 30 SWEDEN | - | - | - | - | - | - | - | - | - | 0 | - | - | 0 |
| 32 FINLAND | - | - | - | - | - | - | - | - | - | - | - | - | - |
| 36 SWITZERLAND | 1 | 8 | - | 0 | 0 | 2 | 0 | 0 | - | 311 | 0 | 0 | 8 |
| 38 AUSTRIA | - | 2 | - | 0 | 0 | 3 | 0 | 1 | - | 1 | - | - | 1 |
| 40 PORTUGAL | - | - | - | 0 | 0 | - | - | - | - | - | - | - | - |
| 42 SPAIN | - | - | 0 | 0 | - | 0 | - | - | - | - | - | - | 0 |
| 48 YUGOSLAVIA | - | 0 | - | 0 | - | 0 | 0 | - | - | - | - | - | 0 |
| 52 TURKEY | - | - | - | - | - | - | - | - | - | - | - | - | - |
| 56 USSR | - | - | - | - | - | - | - | - | - | - | - | - | - |
| 58 GERMAN DR | - | - | - | - | 1 | - | - | - | - | 0 | 5 | 0 | 1 |
| 60 POLAND | - | - | - | - | 0 | - | 0 | - | - | 0 | - | 0 | 0 |
| 62 CZECHOSLOVAKIA | - | 0 | 0 | - | 0 | 0 | 0 | 0 | - | - | - | 0 | 0 |
| 64 HUNGARY | - | 0 | 0 | - | 0 | 0 | 0 | 0 | - | 0 | - | 0 | 1 |
| 66 RUMANIA | - | - | - | - | 1 | 0 | - | - | - | - | - | 0 | 0 |
| 68 BULGARIA | - | - | - | - | 0 | 0 | 0 | - | - | - | - | - | 1 |
| 71 TOTAL STATE TRADING | - | 0 | 0 | - | 2 | 1 | 0 | 0 | - | 0 | 5 | 1 | 3 |
| 72 OTHER EUROP. COUNTRIES | - | - | - | - | - | - | - | - | - | - | - | - | - |
| 80 NEAR AND MIDDLE EAST | - | - | - | - | - | - | - | - | - | - | - | - | - |
| 83 OTHER COUNTRIES | - | - | 0 | 0 | - | - | - | - | - | - | - | - | - |
| 88 TOTAL THIRD COUNTRIES | 1 | 10 | 0 | 0 | 3 | 7 | 0 | 1 | - | 312 | 5 | 1 | 13 |
| 89 NOT SPECIFIED | - | - | - | - | - | - | - | - | - | - | - | - | - |
| 95 ZUSAMMEN-TOTAL B | 29 | 12 | 0 | 5 | 3 | 46 | 2 | 87 | 0 | 514 | 370 | 38 | 369 |
| 97 INSGESAMT-TOTAL A+B | 140 | 25 | 0 | 8 | 7 | 145 | 7 | 241 | 0 | 519 | 448 | 55 | 888 |

EISENBahn - RAILWAY - CHEMIN DE FER
 GRENZUEBERSCHREITENDER VERKEHR NACH LAND UND GUETERGRUPPE
 INTERNATIONAL TRAFFIC BY COUNTRY AND GROUP OF GOODS
 TRAFIC INTERNATIONAL PAR PAYS ET GROUPE DE MARCHANDISES

2.2.05:4 (6A)
 BELGIQUE/BELGIE
 1983
 MIO TKM

| LAND - COUNTRY - PAYS | GUETERGRUPPE - GROUP OF GOODS - GROUPE DE MARCHANDISES | | | | | | | | | | | |
|---|--|-----|-----|----|-----|----|-----|----|----|----|-----|-------|
| | 14 | 15 | 16 | 17 | 18 | 19 | 20 | 21 | 22 | 23 | 24 | 01-24 |
| B. VERSAND NACH: DISPATCHED TO: EXPEDITIONS VERS: | | | | | | | | | | | | |
| 01 BR DEUTSCHLAND | 4 | 6 | 17 | 1 | 53 | 0 | 15 | 0 | 0 | 0 | 66 | 313 |
| 02 FRANCE | 0 | 5 | 70 | 1 | 40 | 10 | 7 | 0 | 5 | 2 | 24 | 540 |
| 03 ITALIA | 0 | 0 | 0 | 0 | 9 | 0 | 15 | 0 | 2 | 0 | 95 | 200 |
| 04 NEDERLAND | 14 | 64 | 0 | - | 5 | 1 | 1 | 0 | 3 | 0 | 10 | 135 |
| 05 BELGIQUE/BELGIE | - | - | - | - | - | - | - | - | - | - | - | - |
| 06 LUXEMBOURG | 38 | 3 | 3 | 0 | 0 | - | 0 | 0 | 0 | 0 | 0 | 523 |
| 07 UNITED KINGDOM | - | 0 | 3 | 0 | 1 | - | 0 | 0 | - | 0 | 0 | 8 |
| 08 IRELAND | - | - | - | - | - | - | - | - | - | - | - | - |
| 09 DANMARK | - | 1 | - | - | 1 | - | 1 | 0 | 0 | - | 1 | 5 |
| 10 HELLAS | - | - | - | - | 0 | - | 1 | - | 0 | 0 | 0 | 1 |
| 20 EUR | 56 | 79 | 94 | 2 | 109 | 12 | 40 | 0 | 11 | 3 | 197 | 1726 |
| 28 NORWAY | - | - | - | - | 0 | - | 0 | 0 | 0 | - | - | 1 |
| 30 SWEDEN | 0 | 0 | 0 | - | 2 | - | 1 | 0 | 0 | 0 | 7 | 11 |
| 32 FINLAND | - | - | - | - | - | - | - | - | - | - | - | - |
| 36 SWITZERLAND | 0 | 0 | 1 | 0 | 9 | 0 | 5 | 0 | 2 | 0 | 20 | 368 |
| 38 AUSTRIA | - | 2 | 0 | 0 | 2 | 2 | 2 | 0 | 0 | 0 | 5 | 22 |
| 40 PORTUGAL | - | - | - | - | 0 | - | 0 | - | 0 | 0 | 0 | 0 |
| 42 SPAIN | 0 | - | - | - | 0 | - | 0 | - | 0 | 0 | 6 | 7 |
| 48 YUGOSLAVIA | 0 | 0 | 0 | 0 | 2 | - | 0 | 0 | 0 | 0 | 0 | 4 |
| 52 TURKEY | - | - | 0 | - | - | - | 0 | - | 0 | 0 | 0 | 0 |
| 56 USSR | - | - | - | - | - | - | - | - | - | - | - | - |
| 58 GERMAN DR | 0 | 0 | - | - | 1 | - | 0 | 0 | 0 | 2 | 0 | 11 |
| 60 POLAND | 0 | 0 | 0 | 0 | 0 | - | 0 | 0 | 0 | 0 | 0 | 4 |
| 62 CZECHOSLOVAKIA | - | 0 | - | - | 3 | - | 0 | 0 | 0 | 0 | 0 | 4 |
| 64 HUNGARY | 0 | 0 | 0 | - | 3 | - | 0 | 0 | 0 | 0 | 0 | 5 |
| 66 RUMANIA | - | 0 | 0 | - | 1 | - | 0 | 0 | 0 | 0 | 0 | 3 |
| 68 BULGARIA | - | 0 | - | - | 2 | - | 0 | - | - | - | 4 | 3 |
| 71 TOTAL STATE TRADING | 0 | 0 | 0 | 0 | 14 | 0 | 1 | 0 | 1 | 3 | 1 | 33 |
| 72 OTHER EUROP. COUNTRIES | - | - | - | - | - | - | - | - | - | - | - | - |
| 80 NEAR AND MIDDLE EAST | - | - | - | - | - | - | - | - | - | - | - | - |
| 83 OTHER COUNTRIES | - | - | - | - | 0 | - | 0 | - | - | 0 | 0 | 0 |
| 88 TOTAL THIRD COUNTRIES | 0 | 3 | 1 | 0 | 27 | 2 | 9 | 1 | 3 | 3 | 39 | 442 |
| 89 NOT SPECIFIED | - | - | - | - | - | - | - | - | - | - | - | - |
| 95 ZUSAMMEN-TOTAL B | 57 | 82 | 95 | 2 | 136 | 14 | 49 | 1 | 15 | 5 | 237 | 2168 |
| 97 INSGESAMT-TOTAL A+B | 59 | 111 | 120 | 3 | 309 | 14 | 160 | 5 | 18 | 20 | 411 | 3713 |

EISENBahn - RAILWAY - CHEMIN DE FER
 GRENZUEBERSCHREITENDER VERKEHR NACH LAND UND GUETERGRUPPE
 INTERNATIONAL TRAFFIC BY COUNTRY AND GROUP OF GOODS
 TRAFIC INTERNATIONAL PAR PAYS ET GROUPE DE MARCHANDISES

2.2.06:1 (6A)
 LUXEMBOURG
 1983
 MIO TKM

| LAND - COUNTRY - PAYS | GUETERGRUPPE - GROUP OF GOODS - GROUPE DE MARCHANDISES | | | | | | | | | | | | |
|---|--|----|----|----|----|----|----|-----|----|----|----|----|----|
| | 01 | 02 | 03 | 04 | 05 | 06 | 07 | 08 | 09 | 10 | 11 | 12 | 13 |
| A. EMPFANG AUS: RECEIVED FROM: RECEPTIONS DE: | | | | | | | | | | | | | |
| 01 BR DEUTSCHLAND | 0 | 0 | - | 0 | - | 0 | - | 118 | 0 | 1 | 2 | 0 | 1 |
| 02 FRANCE | 1 | 0 | - | 0 | 0 | 0 | 0 | 1 | - | 0 | 0 | - | 1 |
| 03 ITALIA | - | 0 | - | - | 0 | 0 | - | - | - | - | - | - | - |
| 04 NEDERLAND | - | 0 | - | - | - | - | - | 0 | - | - | - | - | 0 |
| 05 BELGIQUE/BELGIE | - | - | - | 0 | - | - | - | 6 | - | 10 | 19 | 0 | 1 |
| 06 LUXEMBOURG | - | - | - | - | - | - | - | - | - | - | - | - | - |
| 07 UNITED KINGDOM | - | - | - | - | - | - | - | - | - | - | - | - | - |
| 08 IRELAND | - | - | - | - | - | - | - | - | - | - | - | - | - |
| 09 DANMARK | - | - | - | - | - | - | - | - | - | - | - | - | 0 |
| 10 HELLAS | - | - | - | - | - | - | - | - | - | - | - | - | - |
| 20 EUR | 1 | 0 | - | 0 | 0 | 0 | 0 | 125 | 0 | 11 | 21 | 0 | 3 |
| 28 NORWAY | - | - | - | - | - | - | - | - | - | - | - | - | - |
| 30 SWEDEN | - | - | - | - | - | - | - | - | - | - | - | - | 0 |
| 32 FINLAND | - | - | - | - | - | - | - | - | - | - | - | - | - |
| 36 SWITZERLAND | - | 0 | - | - | - | - | - | - | - | - | 0 | - | 0 |
| 38 AUSTRIA | - | - | - | - | - | - | - | - | - | - | - | - | - |
| 40 PORTUGAL | - | - | - | - | - | - | - | - | - | - | - | - | - |
| 42 SPAIN | - | 0 | - | 0 | - | - | - | - | - | - | - | - | - |
| 48 YUGOSLAVIA | - | - | - | - | - | - | - | - | - | - | - | - | 0 |
| 52 TURKEY | - | - | - | - | - | - | - | - | - | - | - | - | - |
| 56 USSR | - | - | - | - | - | - | - | - | - | - | - | - | 0 |
| 58 GERMAN DR | - | - | - | - | - | - | - | - | - | - | - | - | 0 |
| 60 POLAND | - | - | - | - | 0 | - | - | - | - | - | - | - | 0 |
| 62 CZECHOSLOVAKIA | - | - | - | - | - | - | - | - | - | - | - | - | 0 |
| 64 HUNGARY | - | - | - | - | - | - | - | - | - | - | - | - | - |
| 66 RUMANIA | - | - | - | - | - | - | - | - | - | - | - | - | - |
| 68 BULGARIA | - | - | - | - | - | - | - | - | - | - | - | - | - |
| 71 TOTAL STATE TRADING | - | - | - | - | 0 | - | - | - | - | - | - | - | 0 |
| 72 OTHER EUROP. COUNTRIES | - | - | - | - | - | - | - | - | - | - | - | - | - |
| 80 NEAR AND MIDDLE EAST | - | - | - | - | - | - | - | - | - | - | - | - | - |
| 83 OTHER COUNTRIES | - | - | - | - | - | - | - | - | - | - | - | - | - |
| 88 TOTAL THIRD COUNTRIES | - | 0 | - | 0 | 0 | - | - | - | - | - | 0 | - | 0 |
| 89 NOT SPECIFIED | - | - | - | - | - | - | - | - | - | - | - | - | - |
| 95 ZUSAMMEN-TOTAL A | 1 | 0 | - | 0 | 0 | 0 | 0 | 125 | 0 | 11 | 21 | 0 | 3 |

EISENBahn - RAILWAY - CHEMIN DE FER
 GRENZUEBERSCHREITENDER VERKEHR NACH LAND UND GUETERGRUPPE
 INTERNATIONAL TRAFFIC BY COUNTRY AND GROUP OF GOODS
 TRAFIC INTERNATIONAL PAR PAYS ET GROUPE DE MARCHANDISES

2.2.06:2 (6A)
 LUXEMBOURG
 1983
 MIO TKM

| LAND - COUNTRY - PAYS | GUETERGRUPPE - GROUP OF GOODS - GROUPE DE MARCHANDISES | | | | | | | | | | | | |
|---|--|----|----|----|----|----|----|----|----|----|----|-------|--|
| | 14 | 15 | 16 | 17 | 18 | 19 | 20 | 21 | 22 | 23 | 24 | 01-24 | |
| A. EMPFANG AUS: RECEIVED FROM: RECEPTIONS DE: | | | | | | | | | | | | | |
| 01 BR DEUTSCHLAND | 0 | 0 | 1 | - | 0 | - | 0 | 0 | 0 | 0 | 0 | 125 | |
| 02 FRANCE | 0 | 1 | 1 | 0 | 0 | - | 0 | 0 | 0 | 0 | 1 | 4 | |
| 03 ITALIA | - | 0 | - | 0 | 0 | - | 0 | 0 | - | 0 | 0 | 0 | |
| 04 NEDERLAND | - | - | 0 | - | 0 | - | - | - | - | 0 | 0 | 0 | |
| 05 BELGIQUE/BELGIE | 7 | 1 | 0 | 0 | 0 | - | 0 | 0 | 0 | 0 | 0 | 44 | |
| 06 LUXEMBOURG | - | - | - | - | - | - | - | - | - | - | - | - | |
| 07 UNITED KINGDOM | - | - | - | - | - | - | - | - | - | - | 0 | 0 | |
| 08 IRELAND | - | - | - | - | - | - | - | - | - | - | - | - | |
| 09 DANMARK | - | - | - | - | - | - | 0 | - | - | - | 0 | 0 | |
| 10 HELLAS | - | - | - | - | - | - | - | - | - | - | - | - | |
| 20 EUR | 7 | 2 | 2 | 0 | 0 | - | 0 | 0 | 0 | 0 | 1 | 174 | |
| 28 NORWAY | - | - | - | - | - | - | - | - | - | - | - | - | |
| 30 SWEDEN | 0 | - | - | - | - | - | 0 | 0 | - | 0 | 0 | 0 | |
| 32 FINLAND | - | - | - | - | - | - | - | - | - | - | - | - | |
| 36 SWITZERLAND | - | - | - | - | 0 | - | 0 | - | - | - | 0 | 0 | |
| 38 AUSTRIA | - | - | - | - | - | - | 0 | 0 | - | - | 0 | 0 | |
| 40 PORTUGAL | - | - | - | - | - | - | - | - | - | - | - | - | |
| 42 SPAIN | - | - | - | - | - | - | - | - | - | 0 | - | 0 | |
| 48 YUGOSLAVIA | 0 | 0 | - | - | - | - | 0 | - | - | 0 | 0 | 0 | |
| 52 TURKEY | - | - | - | - | - | - | - | - | - | - | - | - | |
| 56 USSR | - | - | - | - | - | - | - | - | - | - | - | 0 | |
| 58 GERMAN DR | - | - | - | - | 0 | - | - | 0 | 0 | 0 | - | 0 | |
| 60 POLAND | - | - | - | - | - | - | 0 | 0 | 0 | 0 | 0 | 0 | |
| 62 CZECHOSLOVAKIA | - | - | - | - | - | - | 0 | 0 | 0 | 0 | - | 0 | |
| 64 HUNGARY | - | - | - | - | - | - | 0 | 0 | 0 | 0 | - | 0 | |
| 66 RUMANIA | - | - | - | - | - | - | - | - | - | - | - | 0 | |
| 68 BULGARIA | - | - | - | - | - | - | - | - | - | - | - | - | |
| 71 TOTAL STATE TRADING | 0 | 0 | - | - | 0 | - | 0 | 0 | 0 | 0 | 0 | 0 | |
| 72 OTHER EUROP. COUNTRIES | - | - | - | - | - | - | - | - | - | - | - | - | |
| 80 NEAR AND MIDDLE EAST | - | - | - | - | - | - | - | - | - | - | - | - | |
| 83 OTHER COUNTRIES | - | - | - | - | - | - | - | - | - | - | - | - | |
| 88 TOTAL THIRD COUNTRIES | 0 | 0 | - | - | 0 | - | 0 | 0 | 0 | 0 | 0 | 0 | |
| 89 NOT SPECIFIED | - | - | - | - | - | - | - | - | - | - | - | - | |
| 95 ZUSAMMEN-TOTAL A | 7 | 2 | 2 | 0 | 0 | - | 0 | 0 | 0 | 0 | 1 | 174 | |

EISENBAHN - RAILWAY -
 GRENZUEBERSCHREITENDER VERKEHR NACH LAND UND GUETERGRUPPE
 INTERNATIONAL TRAFFIC BY COUNTRY AND GROUP OF GOODS
 TRAFIC INTERNATIONAL PAR PAYS ET GROUPE DE MARCHANDISES

CHEMIN DE FER

2.2.06:3 (6A)

LUXEMBOURG

1983

MIO TKM

| LAND - COUNTRY - PAYS | GUETERGRUPPE | | | | GROUP OF GOODS | | | | GROUPE DE MARCHANDISES | | | | |
|---|--------------|----|----|----|----------------|----|----|-----|------------------------|----|----|----|----|
| | 01 | 02 | 03 | 04 | 05 | 06 | 07 | 08 | 09 | 10 | 11 | 12 | 13 |
| B. VERSAND NACH: DISPATCHED TO: EXPEDITIONS VERS: | | | | | | | | | | | | | |
| 01 BR DEUTSCHLAND | - | 0 | - | 0 | 0 | - | - | 0 | - | - | 0 | 0 | 31 |
| 02 FRANCE | - | - | - | 0 | - | 0 | - | - | - | - | 0 | - | 6 |
| 03 ITALIA | - | - | - | 0 | - | 0 | - | - | - | - | - | - | 1 |
| 04 NEDERLAND | - | - | - | - | - | - | - | - | - | - | - | - | 5 |
| 05 BELGIQUE/BELGIE | - | - | - | 0 | 0 | 0 | 0 | 0 | - | 0 | - | 0 | 11 |
| 06 LUXEMBOURG | - | - | - | - | - | - | - | - | - | - | - | - | - |
| 07 UNITED KINGDOM | - | - | - | - | - | - | - | - | - | - | - | - | 0 |
| 08 IRELAND | - | - | - | - | - | - | - | - | - | - | - | - | - |
| 09 DANMARK | - | - | - | - | - | 0 | - | - | - | - | - | - | - |
| 10 HELLAS | - | - | - | - | - | - | - | - | - | - | - | - | - |
| 20 EUR | - | 0 | - | 0 | 0 | 0 | - | 0 | - | 0 | 0 | 0 | 53 |
| 28 NORWAY | - | - | - | - | - | - | - | - | - | - | - | - | - |
| 30 SWEDEN | - | - | - | - | 0 | - | - | - | - | - | - | - | 0 |
| 32 FINLAND | - | - | - | - | - | - | - | - | - | - | - | - | - |
| 36 SWITZERLAND | - | - | - | - | 0 | - | 0 | - | - | - | - | - | 1 |
| 38 AUSTRIA | - | - | - | - | - | - | - | - | - | 0 | - | - | 0 |
| 40 PORTUGAL | - | - | - | - | - | - | - | - | - | - | - | - | - |
| 42 SPAIN | - | - | - | - | - | - | - | - | - | - | - | - | - |
| 48 YUGOSLAVIA | - | - | - | - | - | - | - | - | - | - | - | - | 0 |
| 52 TURKEY | - | - | - | - | - | - | - | - | - | - | - | - | 0 |
| 56 USSR | - | - | - | - | - | - | - | - | - | - | - | - | - |
| 58 GERMAN DR | - | - | - | - | - | - | - | - | - | - | - | - | 0 |
| 60 POLAND | - | - | - | - | - | - | - | - | - | - | - | - | - |
| 62 CZECHOSLOVAKIA | - | - | - | - | - | - | - | - | - | - | - | - | 0 |
| 64 HUNGARY | - | - | - | - | - | - | - | - | - | - | - | - | 0 |
| 66 RUMANIA | - | - | - | - | - | - | - | - | - | - | - | - | 0 |
| 68 BULGARIA | - | - | - | - | - | - | - | - | - | - | - | - | 0 |
| 71 TOTAL STATE TRADING | - | - | - | - | - | - | - | - | - | - | - | - | 0 |
| 72 OTHER EUROP. COUNTRIES | - | - | - | - | - | - | - | - | - | - | - | - | - |
| 80 NEAR AND MIDDLE EAST | - | - | - | - | - | - | - | - | - | - | - | - | - |
| 83 OTHER COUNTRIES | - | - | - | - | - | - | - | - | - | - | - | - | - |
| 88 TOTAL THIRD COUNTRIES | - | - | - | - | 0 | - | 0 | - | - | 0 | - | - | 1 |
| 89 NOT SPECIFIED | - | - | - | - | - | - | - | - | - | - | - | - | - |
| 95 ZUSAMMEN-TOTAL B | - | 0 | - | 0 | 0 | 0 | 0 | 0 | - | 0 | 0 | 0 | 55 |
| 97 INSGESAMT-TOTAL A+B | 1 | 0 | - | 1 | 0 | 0 | 0 | 125 | 0 | 11 | 21 | 0 | 58 |

EISENBAHN - RAILWAY -
 GRENZUEBERSCHREITENDER VERKEHR NACH LAND UND GUETERGRUPPE
 INTERNATIONAL TRAFFIC BY COUNTRY AND GROUP OF GOODS
 TRAFIC INTERNATIONAL PAR PAYS ET GROUPE DE MARCHANDISES

CHEMIN DE FER

2.2.06:4 (6A)

LUXEMBOURG

1983

MIO TKM

| LAND - COUNTRY - PAYS | GUETERGRUPPE | | | | GROUP OF GOODS | | | | GROUPE DE MARCHANDISES | | | | |
|---|--------------|----|----|----|----------------|----|----|----|------------------------|----|----|-------|-----|
| | 14 | 15 | 16 | 17 | 18 | 19 | 20 | 21 | 22 | 23 | 24 | 01-24 | |
| B. VERSAND NACH: DISPATCHED TO: EXPEDITIONS VERS: | | | | | | | | | | | | | |
| 01 BR DEUTSCHLAND | 2 | 0 | 13 | - | 0 | - | 0 | 0 | 0 | 0 | 1 | 0 | 48 |
| 02 FRANCE | 0 | 0 | 2 | 0 | 0 | - | 0 | 0 | 0 | 0 | 0 | 1 | 9 |
| 03 ITALIA | - | - | - | - | 0 | - | 0 | 0 | 0 | 0 | 0 | 0 | 1 |
| 04 NEDERLAND | - | - | 0 | - | - | - | - | - | - | - | 0 | 0 | 5 |
| 05 BELGIQUE/BELGIE | 0 | 0 | 1 | - | - | 0 | 0 | 0 | - | 0 | 0 | 0 | 12 |
| 06 LUXEMBOURG | - | - | - | - | - | - | - | - | - | - | - | - | - |
| 07 UNITED KINGDOM | - | - | - | - | - | - | - | - | - | - | - | - | 0 |
| 08 IRELAND | - | - | - | - | - | - | - | - | - | - | - | - | - |
| 09 DANMARK | - | - | - | - | - | - | 0 | - | - | 0 | 0 | 0 | 0 |
| 10 HELLAS | - | - | - | - | - | - | - | - | - | 0 | - | - | 0 |
| 20 EUR | 2 | 0 | 16 | 0 | 0 | 0 | 0 | 0 | 0 | 0 | 1 | 1 | 74 |
| 28 NORWAY | - | - | - | - | - | - | - | - | - | - | - | - | - |
| 30 SWEDEN | - | - | - | - | - | - | - | - | - | 0 | - | - | 0 |
| 32 FINLAND | - | - | - | - | - | - | - | - | - | - | - | - | - |
| 36 SWITZERLAND | - | 0 | 0 | - | 0 | - | 0 | 0 | 0 | 0 | 0 | 0 | 1 |
| 38 AUSTRIA | - | - | - | - | - | - | 0 | 0 | 0 | 0 | 0 | 0 | 0 |
| 40 PORTUGAL | - | - | 0 | - | - | - | 0 | - | - | - | - | - | 0 |
| 42 SPAIN | - | - | - | - | - | - | - | - | 0 | 0 | - | - | 0 |
| 48 YUGOSLAVIA | - | - | 0 | - | - | - | 0 | - | - | 0 | - | - | 0 |
| 52 TURKEY | - | - | - | - | - | - | - | - | - | - | - | - | - |
| 56 USSR | - | - | - | - | - | - | - | - | - | - | - | - | - |
| 58 GERMAN DR | - | - | 0 | - | 0 | - | - | 0 | - | 0 | - | - | 0 |
| 60 POLAND | - | - | - | - | 0 | - | 0 | - | 0 | 0 | 0 | 0 | 0 |
| 62 CZECHOSLOVAKIA | - | - | - | - | - | - | - | - | 0 | 0 | 0 | 0 | 0 |
| 64 HUNGARY | - | - | - | - | - | - | - | - | 0 | 0 | - | - | 0 |
| 66 RUMANIA | - | - | - | - | - | - | - | - | 0 | 0 | - | - | 0 |
| 68 BULGARIA | - | - | - | - | - | - | - | - | - | - | - | - | 0 |
| 71 TOTAL STATE TRADING | - | 0 | 0 | - | 0 | - | 0 | 0 | 0 | 0 | 0 | 0 | 0 |
| 72 OTHER EUROP. COUNTRIES | - | - | - | - | - | - | - | - | - | - | - | - | - |
| 80 NEAR AND MIDDLE EAST | - | - | - | - | - | - | - | - | - | - | - | - | - |
| 83 OTHER COUNTRIES | - | - | - | - | - | - | - | - | - | - | - | - | - |
| 88 TOTAL THIRD COUNTRIES | - | 0 | 0 | - | 0 | - | 0 | 0 | 0 | 0 | 0 | 0 | 2 |
| 89 NOT SPECIFIED | - | - | - | - | - | - | - | - | - | - | - | - | - |
| 95 ZUSAMMEN-TOTAL B | 2 | 0 | 16 | 0 | 0 | 0 | 0 | 0 | 0 | 1 | 1 | 0 | 76 |
| 97 INSGESAMT-TOTAL A+B | 9 | 2 | 18 | 0 | 0 | 0 | 0 | 0 | 0 | 1 | 2 | 0 | 250 |

EISENBahn - RAILWAY - CHEMIN DE FER
 GRENZUEBERSCHREITENDER VERKEHR NACH LAND UND GUETERGRUPPE
 INTERNATIONAL TRAFFIC BY COUNTRY AND GROUP OF GOODS
 TRAFIC INTERNATIONAL PAR PAYS ET GROUPE DE MARCHANDISES

2.2.07:1 (6A)
 UNITED KINGDOM
 1983
 MIO TKM

| LAND - COUNTRY - PAYS | GUETERGRUPPE - GROUP OF GOODS - GROUPE DE MARCHANDISES | | | | | | | | | | | | |
|---|--|----|----|----|----|----|----|----|----|----|----|----|----|
| | 01 | 02 | 03 | 04 | 05 | 06 | 07 | 08 | 09 | 10 | 11 | 12 | 13 |
| A. EMPFANG AUS: RECEIVED FROM: RECEPTIONS DE: | | | | | | | | | | | | | |
| 01 BR DEUTSCHLAND | | | | | | | | | | | | | |
| 02 FRANCE | | | | | | | | | | | | | |
| 03 ITALIA | | | | | | | | | | | | | |
| 04 NEDERLAND | | | | | | | | | | | | | |
| 05 BELGIQUE/BELGIE | | | | | | | | | | | | | |
| 06 LUXEMBOURG | | | | | | | | | | | | | |
| 07 UNITED KINGDOM | | | | | | | | | | | | | |
| 08 IRELAND | | | | | | | | | | | | | |
| 09 DANMARK | | | | | | | | | | | | | |
| 10 HELLAS | | | | | | | | | | | | | |
| 20 EUR | | | | | | | | | | | | | |
| 28 NORWAY | | | | | | | | | | | | | |
| 30 SWEDEN | | | | | | | | | | | | | |
| 32 FINLAND | | | | | | | | | | | | | |
| 36 SWITZERLAND | | | | | | | | | | | | | |
| 38 AUSTRIA | | | | | | | | | | | | | |
| 40 PORTUGAL | | | | | | | | | | | | | |
| 42 SPAIN | | | | | | | | | | | | | |
| 48 YUGOSLAVIA | | | | | | | | | | | | | |
| 52 TURKEY | | | | | | | | | | | | | |
| 56 USSR | | | | | | | | | | | | | |
| 58 GERMAN DR | | | | | | | | | | | | | |
| 60 POLAND | | | | | | | | | | | | | |
| 62 CZECHOSLOVAKIA | | | | | | | | | | | | | |
| 64 HUNGARY | | | | | | | | | | | | | |
| 66 RUMANIA | | | | | | | | | | | | | |
| 68 BULGARIA | | | | | | | | | | | | | |
| 71 TOTAL STATE TRADING | | | | | | | | | | | | | |
| 72 OTHER EUROP. COUNTRIES | | | | | | | | | | | | | |
| 80 NEAR AND MIDDLE EAST | | | | | | | | | | | | | |
| 83 OTHER COUNTRIES | | | | | | | | | | | | | |
| 88 TOTAL THIRD COUNTRIES | | | | | | | | | | | | | |
| 89 NOT SPECIFIED | 0 | 45 | - | 6 | 9 | 21 | - | 2 | - | 1 | 0 | 9 | 23 |
| 95 ZUSAMMEN-TOTAL A | 0 | 45 | - | 6 | 9 | 21 | - | 2 | - | 1 | 0 | 9 | 23 |

EISENBahn - RAILWAY - CHEMIN DE FER
 GRENZUEBERSCHREITENDER VERKEHR NACH LAND UND GUETERGRUPPE
 INTERNATIONAL TRAFFIC BY COUNTRY AND GROUP OF GOODS
 TRAFIC INTERNATIONAL PAR PAYS ET GROUPE DE MARCHANDISES

2.2.07:2 (6A)
 UNITED KINGDOM
 1983
 MIO TKM

| LAND - COUNTRY - PAYS | GUETERGRUPPE - GROUP OF GOODS - GROUPE DE MARCHANDISES | | | | | | | | | | | | | |
|---|--|----|----|----|----|----|----|----|----|----|----|-------|--|--|
| | 14 | 15 | 16 | 17 | 18 | 19 | 20 | 21 | 22 | 23 | 24 | 01-24 | | |
| A. EMPFANG AUS: RECEIVED FROM: RECEPTIONS DE: | | | | | | | | | | | | | | |
| 01 BR DEUTSCHLAND | | | | | | | | | | | | | | |
| 02 FRANCE | | | | | | | | | | | | | | |
| 03 ITALIA | | | | | | | | | | | | | | |
| 04 NEDERLAND | | | | | | | | | | | | | | |
| 05 BELGIQUE/BELGIE | | | | | | | | | | | | | | |
| 06 LUXEMBOURG | | | | | | | | | | | | | | |
| 07 UNITED KINGDOM | | | | | | | | | | | | | | |
| 08 IRELAND | | | | | | | | | | | | | | |
| 09 DANMARK | | | | | | | | | | | | | | |
| 10 HELLAS | | | | | | | | | | | | | | |
| 20 EUR | | | | | | | | | | | | | | |
| 28 NORWAY | | | | | | | | | | | | | | |
| 30 SWEDEN | | | | | | | | | | | | | | |
| 32 FINLAND | | | | | | | | | | | | | | |
| 36 SWITZERLAND | | | | | | | | | | | | | | |
| 38 AUSTRIA | | | | | | | | | | | | | | |
| 40 PORTUGAL | | | | | | | | | | | | | | |
| 42 SPAIN | | | | | | | | | | | | | | |
| 48 YUGOSLAVIA | | | | | | | | | | | | | | |
| 52 TURKEY | | | | | | | | | | | | | | |
| 56 USSR | | | | | | | | | | | | | | |
| 58 GERMAN DR | | | | | | | | | | | | | | |
| 60 POLAND | | | | | | | | | | | | | | |
| 62 CZECHOSLOVAKIA | | | | | | | | | | | | | | |
| 64 HUNGARY | | | | | | | | | | | | | | |
| 66 RUMANIA | | | | | | | | | | | | | | |
| 68 BULGARIA | | | | | | | | | | | | | | |
| 71 TOTAL STATE TRADING | | | | | | | | | | | | | | |
| 72 OTHER EUROP. COUNTRIES | | | | | | | | | | | | | | |
| 80 NEAR AND MIDDLE EAST | | | | | | | | | | | | | | |
| 83 OTHER COUNTRIES | | | | | | | | | | | | | | |
| 88 TOTAL THIRD COUNTRIES | | | | | | | | | | | | | | |
| 89 NOT SPECIFIED | 16 | 9 | 10 | 0 | 24 | 0 | 29 | 8 | 1 | 28 | 7 | 248 | | |
| 95 ZUSAMMEN-TOTAL A | 16 | 9 | 10 | 0 | 24 | 0 | 29 | 8 | 1 | 28 | 7 | 248 | | |

EISENBahn - RAILWAY -
 GRENZUEBERSCHREITENDER VERKEHR NACH LAND UND GUETERGRUPPE
 INTERNATIONAL TRAFFIC BY COUNTRY AND GROUP OF GOODS
 TRAFIC INTERNATIONAL PAR PAYS ET GROUPE DE MARCHANDISES

CHEMIN DE FER

2.2.07:3 (6A)
 UNITED KINGDOM
 1983
 MIO TKM

| LAND - COUNTRY - PAYS | GUETERGRUPPE - GROUP OF GOODS - GROUPE DE MARCHANDISES | | | | | | | | | | | | |
|---|--|----|----|----|----|----|----|----|----|----|----|----|----|
| | 01 | 02 | 03 | 04 | 05 | 06 | 07 | 08 | 09 | 10 | 11 | 12 | 13 |
| B. VERSAND NACH: DISPATCHED TO: EXPEDITIONS VERS: | | | | | | | | | | | | | |
| 01 BR DEUTSCHLAND | | | | | | | | | | | | | |
| 02 FRANCE | | | | | | | | | | | | | |
| 03 ITALIA | | | | | | | | | | | | | |
| 04 NEDERLAND | | | | | | | | | | | | | |
| 05 BELGIQUE/BELGIE | | | | | | | | | | | | | |
| 06 LUXENBOURG | | | | | | | | | | | | | |
| 07 UNITED KINGDOM | | | | | | | | | | | | | |
| 08 IRELAND | | | | | | | | | | | | | |
| 09 DANMARK | | | | | | | | | | | | | |
| 10 HELLAS | | | | | | | | | | | | | |
| 20 EUR | | | | | | | | | | | | | |
| 28 NORWAY | | | | | | | | | | | | | |
| 30 SWEDEN | | | | | | | | | | | | | |
| 32 FINLAND | | | | | | | | | | | | | |
| 36 SWITZERLAND | | | | | | | | | | | | | |
| 38 AUSTRIA | | | | | | | | | | | | | |
| 40 PORTUGAL | | | | | | | | | | | | | |
| 42 SPAIN | | | | | | | | | | | | | |
| 48 YUGOSLAVIA | | | | | | | | | | | | | |
| 52 TURKEY | | | | | | | | | | | | | |
| 56 USSR | | | | | | | | | | | | | |
| 58 GERMAN DR | | | | | | | | | | | | | |
| 60 POLAND | | | | | | | | | | | | | |
| 62 CZECHOSLOVAKIA | | | | | | | | | | | | | |
| 64 HUNGARY | | | | | | | | | | | | | |
| 66 RUMANIA | | | | | | | | | | | | | |
| 68 BULGARIA | | | | | | | | | | | | | |
| 71 TOTAL STATE TRADING | | | | | | | | | | | | | |
| 72 OTHER EUROP. COUNTRIES | | | | | | | | | | | | | |
| 80 NEAR AND MIDDLE EAST | | | | | | | | | | | | | |
| 83 OTHER COUNTRIES | | | | | | | | | | | | | |
| 88 TOTAL THIRD COUNTRIES | | | | | | | | | | | | | |
| 89 NOT SPECIFIED | 2 | 3 | - | 0 | 0 | 12 | - | - | - | 9 | 0 | 8 | 19 |
| 95 ZUSAMMEN-TOTAL B | 2 | 3 | - | 0 | 0 | 12 | - | - | - | 9 | 0 | 8 | 19 |
| 97 INSGESAMT-TOTAL A+B | 2 | 48 | - | 6 | 9 | 32 | - | 2 | - | 10 | 0 | 17 | 42 |

EISENBahn - RAILWAY -
 GRENZUEBERSCHREITENDER VERKEHR NACH LAND UND GUETERGRUPPE
 INTERNATIONAL TRAFFIC BY COUNTRY AND GROUP OF GOODS
 TRAFIC INTERNATIONAL PAR PAYS ET GROUPE DE MARCHANDISES

CHEMIN DE FER

2.2.07:4 (6A)
 UNITED KINGDOM
 1983
 MIO TKM

| LAND - COUNTRY - PAYS | GUETERGRUPPE - GROUP OF GOODS - GROUPE DE MARCHANDISES | | | | | | | | | | | | |
|---|--|----|----|----|----|----|----|----|----|----|----|-------|--|
| | 14 | 15 | 16 | 17 | 18 | 19 | 20 | 21 | 22 | 23 | 24 | 01-24 | |
| B. VERSAND NACH: DISPATCHED TO: EXPEDITIONS VERS: | | | | | | | | | | | | | |
| 01 BR DEUTSCHLAND | | | | | | | | | | | | | |
| 02 FRANCE | | | | | | | | | | | | | |
| 03 ITALIA | | | | | | | | | | | | | |
| 04 NEDERLAND | | | | | | | | | | | | | |
| 05 BELGIQUE/BELGIE | | | | | | | | | | | | | |
| 06 LUXENBOURG | | | | | | | | | | | | | |
| 07 UNITED KINGDOM | | | | | | | | | | | | | |
| 08 IRELAND | | | | | | | | | | | | | |
| 09 DANMARK | | | | | | | | | | | | | |
| 10 HELLAS | | | | | | | | | | | | | |
| 20 EUR | | | | | | | | | | | | | |
| 28 NORWAY | | | | | | | | | | | | | |
| 30 SWEDEN | | | | | | | | | | | | | |
| 32 FINLAND | | | | | | | | | | | | | |
| 36 SWITZERLAND | | | | | | | | | | | | | |
| 38 AUSTRIA | | | | | | | | | | | | | |
| 40 PORTUGAL | | | | | | | | | | | | | |
| 42 SPAIN | | | | | | | | | | | | | |
| 48 YUGOSLAVIA | | | | | | | | | | | | | |
| 52 TURKEY | | | | | | | | | | | | | |
| 56 USSR | | | | | | | | | | | | | |
| 58 GERMAN DR | | | | | | | | | | | | | |
| 60 POLAND | | | | | | | | | | | | | |
| 62 CZECHOSLOVAKIA | | | | | | | | | | | | | |
| 64 HUNGARY | | | | | | | | | | | | | |
| 66 RUMANIA | | | | | | | | | | | | | |
| 68 BULGARIA | | | | | | | | | | | | | |
| 71 TOTAL STATE TRADING | | | | | | | | | | | | | |
| 72 OTHER EUROP. COUNTRIES | | | | | | | | | | | | | |
| 80 NEAR AND MIDDLE EAST | | | | | | | | | | | | | |
| 83 OTHER COUNTRIES | | | | | | | | | | | | | |
| 88 TOTAL THIRD COUNTRIES | | | | | | | | | | | | | |
| 89 NOT SPECIFIED | 2 | 13 | 0 | 0 | 18 | 0 | 11 | 3 | 4 | 3 | 11 | 117 | |
| 95 ZUSAMMEN-TOTAL B | 2 | 13 | 0 | 0 | 18 | 0 | 11 | 3 | 4 | 3 | 11 | 117 | |
| 97 INSGESAMT-TOTAL A+B | 18 | 22 | 10 | 0 | 42 | 0 | 40 | 10 | 6 | 30 | 18 | 365 | |

EISENBahn - RAILWAY - C N E M I N D E F E R
 GRENZUEBERSCHREITENDER VERKEHR NACH LAND UND GUETERGRUPPE
 INTERNATIONAL TRAFFIC BY COUNTRY AND GROUP OF GOODS
 TRAFIC INTERNATIONAL PAR PAYS ET GROUPE DE MARCHANDISES

2.2.09:1 (6A)
 DANMARK
 1983
 MIO TKM

| LAND - COUNTRY - PAYS | GUETERGRUPPE - GROUP OF GOODS - GROUPE DE MARCHANDISES | | | | | | | | | | | | |
|---|--|----|----|----|----|----|----|----|----|----|----|----|----|
| | 01 | 02 | 03 | 04 | 05 | 06 | 07 | 08 | 09 | 10 | 11 | 12 | 13 |
| A. EMPFANG AUS: RECEIVED FROM: RECEPTIONS DE: | | | | | | | | | | | | | |
| 01 BR DEUTSCHLAND | 0 | | 0 | 1 | 2 | 11 | 0 | 1 | - | 3 | 0 | 0 | 10 |
| 02 FRANCE | | 2 | | | 1 | 4 | | | | | | | 0 |
| 03 ITALIA | 0 | 5 | | | 0 | 1 | | | | 0 | | 0 | 0 |
| 04 NEDERLAND | | | | | 0 | 0 | | | | 0 | | 0 | 0 |
| 05 BELGIQUE/BELGIE | 0 | 0 | | | 0 | 0 | 0 | | | 0 | | 0 | 1 |
| 06 LUXEMBOURG | | | | | | 0 | | | | | | | 0 |
| 07 UNITED KINGDOM | | | | | | | | | | | | | 0 |
| 08 IRELAND | | | | | | | | | | | | | |
| 09 DANMARK | | | | | | | | | | | | | |
| 10 HELLAS | | | | | | | | | | | | | |
| 20 EUR | 0 | 9 | 0 | 1 | 3 | 16 | 0 | 1 | | 3 | 0 | 0 | 11 |
| 28 NORWAY | | | | 0 | 0 | 0 | | | | | 0 | | 0 |
| 30 SWEDEN | 0 | 0 | | 46 | 0 | 1 | 0 | | | 0 | 1 | 0 | 28 |
| 32 FINLAND | | | | 8 | | | | | | | | | 0 |
| 36 SWITZERLAND | | | 0 | | | 0 | | | | | | | 0 |
| 38 AUSTRIA | | 0 | | | 0 | | | 0 | | | | | 3 |
| 40 PORTUGAL | | | | | 0 | | | | | | | | |
| 42 SPAIN | | 2 | | | | 0 | | | | | | | |
| 48 YUGOSLAVIA | | | | 0 | 0 | 0 | | | | | | | 0 |
| 52 TURKEY | | | | | | | | | | | | | |
| 56 USSR | | | | | | | | | | | | | |
| 58 GERMAN DR | 0 | | | 0 | 0 | 0 | | 2 | | 0 | | 0 | 7 |
| 60 POLAND | | | | 0 | 0 | 0 | | | | 0 | | 0 | 0 |
| 62 CZECHOSLOVAKIA | | 1 | | 0 | 0 | 0 | | 0 | | 0 | | 0 | 1 |
| 64 HUNGARY | | 0 | | 0 | 0 | 0 | 0 | | | | | | 0 |
| 66 RUMANIA | | | | 0 | | | | | | | | | |
| 68 BULGARIA | | | | | | | | | | | | | |
| 71 TOTAL STATE TRADING | 0 | 1 | | 0 | 0 | 0 | 0 | 2 | 0 | 0 | | 0 | 8 |
| 72 OTHER EUROP. COUNTRIES | | | | | | | | | | | | | |
| 80 NEAR AND MIDDLE EAST | | | | | | | | | | | | | |
| 83 OTHER COUNTRIES | | | | | | | | | | | | | |
| 88 TOTAL THIRD COUNTRIES | 0 | 3 | 0 | 54 | 0 | 1 | 0 | 2 | 0 | 0 | 1 | 0 | 39 |
| 89 NOT SPECIFIED | | | | | | | | | | | | | |
| 95 ZUSAMMEN-TOTAL A | 0 | 12 | 0 | 55 | 3 | 17 | 0 | 3 | 0 | 3 | 1 | 0 | 50 |

EISENBahn - RAILWAY - C N E M I N D E F E R
 GRENZUEBERSCHREITENDER VERKEHR NACH LAND UND GUETERGRUPPE
 INTERNATIONAL TRAFFIC BY COUNTRY AND GROUP OF GOODS
 TRAFIC INTERNATIONAL PAR PAYS ET GROUPE DE MARCHANDISES

2.2.09:2 (6A)
 DANMARK
 1983
 MIO TKM

| LAND - COUNTRY - PAYS | GUETERGRUPPE - GROUP OF GOODS - GROUPE DE MARCHANDISES | | | | | | | | | | | | |
|---|--|----|----|----|----|----|----|----|----|----|----|-------|--|
| | 14 | 15 | 16 | 17 | 18 | 19 | 20 | 21 | 22 | 23 | 24 | 01-24 | |
| A. EMPFANG AUS: RECEIVED FROM: RECEPTIONS DE: | | | | | | | | | | | | | |
| 01 BR DEUTSCHLAND | 1 | 17 | 29 | 0 | 13 | 0 | 14 | 1 | 3 | 7 | 8 | 123 | |
| 02 FRANCE | 0 | 1 | | 0 | 2 | | 2 | 0 | 1 | 0 | 0 | 13 | |
| 03 ITALIA | 0 | 0 | | | 1 | | 2 | 0 | 0 | 1 | 1 | 11 | |
| 04 NEDERLAND | | 0 | | 0 | 1 | 0 | 1 | 0 | 0 | 0 | 0 | 2 | |
| 05 BELGIQUE/BELGIE | | 1 | | | 2 | | 2 | 0 | 0 | 0 | 0 | 6 | |
| 06 LUXEMBOURG | | | | | | | 0 | | | 0 | 0 | 0 | |
| 07 UNITED KINGDOM | | | 0 | | 0 | | | 0 | | | | 0 | |
| 08 IRELAND | | | | | | | | | | | | | |
| 09 DANMARK | | | | | | | | | | | | | |
| 10 HELLAS | | | | | | | | | | 0 | | 0 | |
| 20 EUR | 1 | 19 | 29 | 0 | 19 | 0 | 21 | 1 | 4 | 8 | 9 | 155 | |
| 28 NORWAY | | 1 | | | 1 | 0 | 1 | 0 | 0 | 0 | 0 | 3 | |
| 30 SWEDEN | 1 | 0 | 0 | 1 | 6 | 11 | 0 | 0 | 0 | 55 | 0 | 150 | |
| 32 FINLAND | | 0 | | | | 1 | | | | 3 | | 12 | |
| 36 SWITZERLAND | | | | | 0 | | 0 | 0 | 0 | 0 | 1 | 1 | |
| 38 AUSTRIA | 0 | 0 | | | 0 | | 0 | 0 | 0 | 0 | 0 | 3 | |
| 40 PORTUGAL | | | | | | | 0 | | | | | 0 | |
| 42 SPAIN | | | | | | | 0 | | | 0 | 0 | 2 | |
| 48 YUGOSLAVIA | | | | | | 0 | 0 | 0 | 1 | 1 | 0 | 1 | |
| 52 TURKEY | | | | | | | | | | | | | |
| 56 USSR | | | | | | | | | | | | | |
| 58 GERMAN DR | 3 | 0 | 0 | 0 | 7 | | 3 | 1 | 1 | 4 | 0 | 28 | |
| 60 POLAND | | 0 | 0 | 0 | 0 | | 0 | 0 | 0 | 1 | 1 | 1 | |
| 62 CZECHOSLOVAKIA | 0 | 0 | 0 | 1 | 0 | | 1 | 0 | 1 | 1 | 0 | 6 | |
| 64 HUNGARY | | 0 | 7 | 1 | 0 | | 0 | 0 | 0 | 1 | 0 | 8 | |
| 66 RUMANIA | | | | 0 | 0 | | 0 | | | 1 | 0 | 1 | |
| 68 BULGARIA | | | | | | | | | | 0 | | 0 | |
| 71 TOTAL STATE TRADING | 3 | 0 | 7 | 2 | 7 | 0 | 4 | 1 | 2 | 8 | 0 | 45 | |
| 72 OTHER EUROP. COUNTRIES | | | | | | | | | | | | | |
| 80 NEAR AND MIDDLE EAST | | | | | | | | | | | | | |
| 83 OTHER COUNTRIES | | | | | | | | | | | | | |
| 88 TOTAL THIRD COUNTRIES | 4 | 1 | 7 | 3 | 14 | 12 | 5 | 1 | 2 | 66 | 1 | 216 | |
| 89 NOT SPECIFIED | | | | | | | | | | | | | |
| 95 ZUSAMMEN-TOTAL A | 5 | 20 | 36 | 3 | 33 | 12 | 26 | 2 | 6 | 74 | 10 | 371 | |

EISENBahn - RAILWAY - CHEMIN DE FER
 GRENZUEBERSCHREITENDER VERKEHR NACH LAND UND GUETERGRUPPE
 INTERNATIONAL TRAFFIC BY COUNTRY AND GROUP OF GOODS
 TRAFIC INTERNATIONAL PAR PAYS ET GROUPE DE MARCHANDISES

2.2.09:3 (6A)
 DANMARK
 1983
 MIO TKM

| LAND - COUNTRY - PAYS | GUETERGRUPPE - GROUP OF GOODS - GROUPE DE MARCHANDISES | | | | | | | | | | | | |
|---|--|----|----|----|----|----|----|----|----|----|----|----|----|
| | 01 | 02 | 03 | 04 | 05 | 06 | 07 | 08 | 09 | 10 | 11 | 12 | 13 |
| B. VERSAND NACH: DISPATCHED TO: EXPEDITIONS VERS: | | | | | | | | | | | | | |
| 01 BR DEUTSCHLAND | 0 | 0 | 0 | 10 | 1 | 33 | 0 | 0 | - | - | 1 | 0 | 4 |
| 02 FRANCE | - | - | - | 1 | 0 | 0 | - | - | - | 0 | - | - | 0 |
| 03 ITALIA | - | 0 | 0 | 0 | 0 | 3 | - | 0 | - | - | 0 | - | 0 |
| 04 NEDERLAND | - | - | - | 0 | 0 | 1 | 0 | - | - | - | - | - | 0 |
| 05 BELGIE/BELGIE | - | 0 | - | - | 0 | 6 | - | 0 | - | - | - | - | 0 |
| 06 LUXEMBOURG | - | - | - | - | - | 0 | - | - | - | - | - | - | 0 |
| 07 UNITED KINGDOM | - | - | - | - | - | 0 | - | - | - | - | - | - | - |
| 08 IRELAND | - | - | - | - | - | - | - | - | - | - | - | - | - |
| 09 DANMARK | - | - | - | - | - | - | - | - | - | - | - | - | - |
| 10 HELLAS | - | - | - | - | - | 0 | - | - | - | - | - | - | - |
| 20 EUR | 0 | 0 | 0 | 11 | 1 | 43 | 0 | 0 | - | 0 | 1 | 0 | 4 |
| 28 NORWAY | 0 | 0 | - | 0 | 0 | 1 | - | - | - | - | 0 | - | 0 |
| 30 SWEDEN | - | 0 | 0 | 2 | 0 | 4 | 0 | - | 0 | - | 1 | 0 | 6 |
| 32 FINLAND | - | - | - | - | - | - | - | - | - | - | - | - | - |
| 36 SWITZERLAND | 0 | - | - | 0 | 0 | 1 | - | 0 | - | - | 0 | - | 1 |
| 38 AUSTRIA | - | - | - | - | 0 | 0 | - | - | 0 | - | - | - | 0 |
| 40 PORTUGAL | - | - | - | - | - | - | - | - | - | - | - | - | - |
| 42 SPAIN | - | - | 0 | - | - | 0 | - | - | - | - | - | - | - |
| 48 YUGOSLAVIA | - | - | - | - | - | 0 | - | 0 | - | - | - | - | 0 |
| 52 TURKEY | - | - | 0 | - | - | - | - | - | - | - | - | - | - |
| 56 USSR | - | - | - | - | - | - | - | - | - | - | - | - | - |
| 58 GERMAN DR | 0 | - | - | - | 0 | 0 | 0 | - | - | - | 0 | 0 | - |
| 60 POLAND | - | - | - | - | - | 0 | - | - | - | - | - | - | - |
| 62 CZECHOSLOVAKIA | - | - | - | - | 0 | 3 | 0 | 0 | - | - | - | - | 0 |
| 64 HUNGARY | - | - | - | - | - | 2 | - | - | - | - | - | - | 0 |
| 66 RUMANIA | - | - | - | - | - | 0 | - | - | - | - | - | - | - |
| 68 BULGARIA | - | - | 0 | - | 0 | 0 | - | - | - | - | 0 | 0 | - |
| 71 TOTAL STATE TRADING | 0 | - | 0 | - | 0 | 5 | 0 | 0 | - | - | 0 | 0 | 0 |
| 72 OTHER EUROP. COUNTRIES | - | - | - | - | - | - | - | - | - | - | - | - | - |
| 80 NEAR AND MIDDLE EAST | - | - | - | - | - | - | - | - | - | - | - | - | - |
| 83 OTHER COUNTRIES | - | - | - | - | - | - | - | - | - | - | - | - | - |
| 88 TOTAL THIRD COUNTRIES | 0 | 0 | 0 | 2 | 0 | 11 | 0 | 0 | 0 | 0 | 1 | 0 | 7 |
| 89 NOT SPECIFIED | - | - | - | - | - | - | - | - | - | - | - | - | - |
| 95 ZUSAMMEN-TOTAL B | 0 | 0 | 0 | 13 | 1 | 54 | 0 | 0 | 0 | 0 | 2 | 0 | 11 |
| 97 INSGESAMT-TOTAL A+B | 0 | 12 | 0 | 68 | 4 | 71 | 0 | 3 | 0 | 3 | 3 | 0 | 61 |

EISENBahn - RAILWAY - CHEMIN DE FER
 GRENZUEBERSCHREITENDER VERKEHR NACH LAND UND GUETERGRUPPE
 INTERNATIONAL TRAFFIC BY COUNTRY AND GROUP OF GOODS
 TRAFIC INTERNATIONAL PAR PAYS ET GROUPE DE MARCHANDISES

2.2.09:4 (6A)
 DANMARK
 1983
 MIO TKM

| LAND - COUNTRY - PAYS | GUETERGRUPPE - GROUP OF GOODS - GROUPE DE MARCHANDISES | | | | | | | | | | | | |
|---|--|----|----|----|----|----|----|----|----|----|----|-------|--|
| | 14 | 15 | 16 | 17 | 18 | 19 | 20 | 21 | 22 | 23 | 24 | 01-24 | |
| B. VERSAND NACH: DISPATCHED TO: EXPEDITIONS VERS: | | | | | | | | | | | | | |
| 01 BR DEUTSCHLAND | 5 | 1 | 6 | 0 | 4 | 2 | 6 | 1 | 0 | 6 | 5 | 85 | |
| 02 FRANCE | 0 | - | 0 | - | 0 | 2 | 2 | 0 | 0 | 0 | 0 | 3 | |
| 03 ITALIA | 0 | - | - | - | 0 | 2 | 0 | 0 | - | 0 | 0 | 5 | |
| 04 NEDERLAND | 0 | 0 | - | - | 0 | 0 | 0 | 0 | - | 0 | 0 | 0 | |
| 05 BELGIE/BELGIE | - | - | - | - | 0 | - | 0 | 0 | 0 | 0 | 0 | 6 | |
| 06 LUXEMBOURG | - | - | - | - | - | 0 | 0 | - | - | 0 | 0 | 0 | |
| 07 UNITED KINGDOM | - | - | - | - | - | - | 0 | - | - | - | - | 0 | |
| 08 IRELAND | - | - | - | - | - | - | - | - | - | - | - | - | |
| 09 DANMARK | - | - | - | - | - | - | 0 | - | - | - | 0 | 0 | |
| 10 HELLAS | - | - | - | - | - | - | 0 | - | - | - | 0 | 0 | |
| 20 EUR | 5 | 1 | 6 | 0 | 4 | 4 | 8 | 1 | 0 | 6 | 5 | 100 | |
| 28 NORWAY | 0 | 0 | 0 | - | 1 | 1 | 2 | 0 | - | 0 | 0 | 5 | |
| 30 SWEDEN | 2 | 0 | - | 0 | 0 | 7 | 4 | 0 | 0 | 0 | 0 | 26 | |
| 32 FINLAND | - | 0 | - | - | - | - | 0 | - | - | - | 0 | 0 | |
| 36 SWITZERLAND | 0 | 0 | 0 | - | 1 | 0 | 0 | 0 | - | 0 | 0 | 3 | |
| 38 AUSTRIA | - | 0 | - | - | 0 | 1 | 0 | - | - | 0 | 0 | 1 | |
| 40 PORTUGAL | - | - | - | - | - | - | 0 | - | - | - | - | 0 | |
| 42 SPAIN | - | - | - | - | - | - | 0 | - | - | - | - | 0 | |
| 48 YUGOSLAVIA | 0 | 0 | - | - | 0 | - | 0 | 0 | - | 0 | 0 | 0 | |
| 52 TURKEY | - | - | - | - | - | - | 0 | - | - | - | 0 | 0 | |
| 56 USSR | - | - | - | - | - | - | - | - | - | - | - | - | |
| 58 GERMAN DR | 0 | - | - | - | 0 | - | 0 | - | 0 | 0 | 0 | 0 | |
| 60 POLAND | 1 | 0 | - | - | 0 | - | 0 | 0 | 0 | 0 | 0 | 1 | |
| 62 CZECHOSLOVAKIA | 0 | 0 | - | - | 0 | 0 | 0 | 0 | 0 | 0 | 0 | 3 | |
| 64 HUNGARY | 0 | - | - | - | 0 | 0 | 0 | - | 0 | 0 | 0 | 2 | |
| 66 RUMANIA | 0 | - | - | - | 0 | - | 0 | - | - | 0 | 0 | 0 | |
| 68 BULGARIA | 0 | 0 | - | - | 0 | - | 0 | 0 | 0 | 0 | 0 | 0 | |
| 71 TOTAL STATE TRADING | 1 | 0 | - | - | 0 | 0 | 0 | 0 | 0 | 0 | 0 | 6 | |
| 72 OTHER EUROP. COUNTRIES | - | - | - | - | - | - | - | - | - | - | - | - | |
| 80 NEAR AND MIDDLE EAST | - | - | - | - | - | - | - | - | - | - | - | - | |
| 83 OTHER COUNTRIES | - | - | - | - | - | - | - | - | - | - | - | - | |
| 88 TOTAL THIRD COUNTRIES | 3 | 0 | 0 | 0 | 2 | 9 | 6 | 0 | 0 | 0 | 0 | 41 | |
| 89 NOT SPECIFIED | - | - | - | - | - | - | - | - | - | - | - | - | |
| 95 ZUSAMMEN-TOTAL B | 8 | 1 | 6 | 0 | 6 | 13 | 14 | 1 | 0 | 6 | 5 | 141 | |
| 97 INSGESAMT-TOTAL A+B | 13 | 21 | 42 | 3 | 39 | 25 | 40 | 3 | 6 | 80 | 15 | 512 | |

EISENBahn - RAILWAY - CHEMIN DE FER 2.2.10:1 (6A)
 GRENZUEBERSCHREITENDER VERKEHR NACH LAND UND GUETERGRUPPE HELLAS
 INTERNATIONAL TRAFFIC BY COUNTRY AND GROUP OF GOODS 1983
 TRAFIC INTERNATIONAL PAR PAYS ET GROUPE DE MARCHANDISES MIO TKM

| LAND - COUNTRY - PAYS | GUETERGRUPPE | | | GROUP OF GOODS | | | GROUPE DE MARCHANDISES | | | | | | |
|---|--------------|----|----|----------------|----|----|------------------------|----|----|----|----|----|----|
| | 01 | 02 | 03 | 04 | 05 | 06 | 07 | 08 | 09 | 10 | 11 | 12 | 13 |
| A. EMPFANG AUS: RECEIVED FROM: RECEPTIONS DE: | | | | | | | | | | | | | |
| 01 BR DEUTSCHLAND | - | 0 | 0 | 0 | 0 | 0 | - | - | - | 0 | 0 | - | 0 |
| 02 FRANCE | 0 | - | 0 | 0 | 0 | 0 | - | - | - | 0 | - | - | 0 |
| 03 ITALIA | - | - | 0 | 0 | 0 | 0 | - | - | - | 0 | - | - | 0 |
| 04 NEDERLAND | - | - | 0 | 0 | 0 | 0 | - | - | - | 0 | - | - | 0 |
| 05 BELGIQUE/BELGIE | - | - | 0 | 0 | 0 | 0 | - | - | - | 0 | - | - | 0 |
| 06 LUXEMBOURG | - | - | 0 | 0 | 0 | 0 | - | - | - | 0 | - | - | 0 |
| 07 UNITED KINGDOM | - | - | 0 | 0 | 0 | 0 | - | - | - | 0 | - | - | 0 |
| 08 IRELAND | - | - | 0 | 0 | 0 | 0 | - | - | - | 0 | - | - | 0 |
| 09 DANMARK | - | - | 0 | 0 | 0 | 0 | - | - | - | 0 | - | - | 0 |
| 10 HELLAS | - | - | 0 | 0 | 0 | 0 | - | - | - | 0 | - | - | 0 |
| 20 EUR | 0 | 0 | 0 | 0 | 0 | 0 | - | - | - | 0 | 0 | - | 0 |
| 28 NORWAY | - | - | - | - | - | - | - | - | - | - | - | - | - |
| 30 SWEDEN | - | - | 0 | 0 | 0 | 0 | - | - | - | - | - | - | - |
| 32 FINLAND | - | - | 0 | 0 | 0 | 0 | - | - | - | - | - | - | - |
| 36 SWITZERLAND | - | - | 0 | 0 | 0 | 0 | - | - | - | - | - | - | - |
| 38 AUSTRIA | - | - | 0 | 0 | 0 | 0 | - | - | - | - | 0 | - | 0 |
| 40 PORTUGAL | - | - | 0 | 0 | 0 | 0 | - | - | - | - | - | - | - |
| 42 SPAIN | - | - | 0 | 0 | 0 | 0 | - | - | - | - | - | - | - |
| 48 YUGOSLAVIA | 0 | 0 | 2 | 5 | 0 | 0 | 0 | 0 | - | - | - | 0 | 1 |
| 52 TURKEY | - | - | 0 | 0 | 0 | 0 | - | - | - | - | - | - | - |
| 56 USSR | - | - | 0 | 0 | 0 | 0 | - | - | - | - | - | - | - |
| 58 GERMAN DR | - | - | 0 | 0 | 0 | 0 | - | - | - | - | - | - | - |
| 60 POLAND | - | - | 0 | 0 | 0 | 0 | - | - | - | - | - | - | - |
| 62 CZECHOSLOVAKIA | - | - | 0 | 2 | 0 | 0 | - | - | - | 3 | - | - | - |
| 64 HUNGARY | - | - | 2 | 0 | 0 | 1 | 0 | 0 | - | 0 | 0 | - | - |
| 66 RUMANIA | 0 | 0 | 1 | 0 | 0 | 0 | 0 | - | - | - | 0 | - | - |
| 68 BULGARIA | - | - | 0 | 1 | 0 | 3 | - | - | - | - | - | - | - |
| 71 TOTAL STATE TRADING | 0 | 0 | 4 | 10 | 1 | 1 | 0 | 6 | - | 0 | 4 | 0 | 2 |
| 72 OTHER EUROP. COUNTRIES | - | - | - | - | - | - | - | - | - | - | - | - | - |
| 80 NEAR AND MIDDLE EAST | - | - | - | - | - | - | - | - | - | - | - | - | - |
| 83 OTHER COUNTRIES | - | - | - | - | - | - | - | - | - | - | - | - | - |
| 88 TOTAL THIRD COUNTRIES | 0 | 0 | 4 | 10 | 1 | 1 | 0 | 6 | - | 0 | 4 | 0 | 4 |
| 89 NOT SPECIFIED | - | - | - | - | - | - | - | - | - | - | - | - | - |
| 95 ZUSAMMEN-TOTAL A | 0 | 0 | 4 | 10 | 1 | 1 | 0 | 6 | - | 0 | 4 | 0 | 4 |

EISENBahn - RAILWAY - CHEMIN DE FER 2.2.10:2 (6A)
 GRENZUEBERSCHREITENDER VERKEHR NACH LAND UND GUETERGRUPPE HELLAS
 INTERNATIONAL TRAFFIC BY COUNTRY AND GROUP OF GOODS 1983
 TRAFIC INTERNATIONAL PAR PAYS ET GROUPE DE MARCHANDISES MID TKM

| LAND - COUNTRY - PAYS | GUETERGRUPPE | | | GROUP OF GOODS | | | GROUPE DE MARCHANDISES | | | | | |
|---|--------------|----|----|----------------|----|----|------------------------|----|----|----|----|-------|
| | 14 | 15 | 16 | 17 | 18 | 19 | 20 | 21 | 22 | 23 | 24 | 01-24 |
| A. EMPFANG AUS: RECEIVED FROM: RECEPTIONS DE: | | | | | | | | | | | | |
| 01 BR DEUTSCHLAND | 0 | 0 | - | - | 1 | - | 19 | 0 | 0 | 6 | 1 | 29 |
| 02 FRANCE | 0 | 0 | - | - | 1 | - | 3 | 0 | 0 | 1 | 0 | 6 |
| 03 ITALIA | 0 | 0 | - | - | 1 | - | 5 | 0 | 0 | 0 | 0 | 7 |
| 04 NEDERLAND | 0 | 0 | - | - | 0 | - | 2 | - | - | 0 | 0 | 2 |
| 05 BELGIQUE/BELGIE | 0 | 0 | - | - | 0 | - | 3 | - | 0 | 0 | 0 | 3 |
| 06 LUXEMBOURG | - | - | - | - | - | - | - | - | - | - | - | - |
| 07 UNITED KINGDOM | - | - | - | - | - | - | - | - | - | - | - | - |
| 08 IRELAND | - | - | - | - | - | - | - | - | - | - | - | - |
| 09 DANMARK | - | - | - | - | - | - | - | - | - | - | 0 | 0 |
| 10 HELLAS | 0 | 0 | - | - | 3 | - | 32 | 1 | 1 | 8 | 2 | 47 |
| 20 EUR | - | - | - | - | - | - | - | - | - | - | - | - |
| 28 NORWAY | 0 | - | - | - | 0 | - | 0 | - | - | - | 0 | 0 |
| 30 SWEDEN | - | - | - | - | 0 | - | 0 | - | - | - | 0 | 0 |
| 32 FINLAND | - | - | - | - | 0 | - | 0 | - | - | - | 0 | 0 |
| 36 SWITZERLAND | - | - | - | - | 0 | - | 0 | - | - | - | 0 | 0 |
| 38 AUSTRIA | 0 | 0 | - | - | 2 | - | 1 | 0 | 1 | 2 | 1 | 7 |
| 40 PORTUGAL | - | - | - | - | - | - | - | - | - | - | - | - |
| 42 SPAIN | - | - | - | - | - | - | 0 | - | - | - | 0 | 0 |
| 48 YUGOSLAVIA | 1 | 4 | 0 | - | 1 | 0 | 5 | 0 | 0 | 5 | 2 | 25 |
| 52 TURKEY | - | - | - | - | - | - | - | - | - | - | - | - |
| 56 USSR | - | - | - | - | - | - | - | - | - | - | - | - |
| 58 GERMAN DR | 0 | - | - | - | 0 | - | 3 | 0 | 0 | 0 | 1 | 5 |
| 60 POLAND | - | - | - | - | 0 | - | 0 | 0 | 0 | 0 | 1 | 1 |
| 62 CZECHOSLOVAKIA | 0 | 0 | 0 | 0 | 0 | 0 | 2 | 0 | 1 | 1 | 2 | 10 |
| 64 HUNGARY | 0 | 0 | 0 | 1 | 1 | 0 | 1 | 0 | 0 | 0 | 1 | 7 |
| 66 RUMANIA | 0 | 0 | 1 | 1 | 1 | 0 | 2 | 0 | 0 | 2 | 1 | 11 |
| 68 BULGARIA | 0 | 3 | 0 | 0 | 2 | 0 | 1 | 0 | 0 | 2 | 2 | 21 |
| 71 TOTAL STATE TRADING | 1 | 6 | 0 | 2 | 5 | 1 | 14 | 1 | 1 | 11 | 9 | 81 |
| 72 OTHER EUROP. COUNTRIES | - | - | - | - | - | - | - | - | - | - | - | - |
| 80 NEAR AND MIDDLE EAST | - | - | - | - | - | - | - | - | - | - | - | - |
| 83 OTHER COUNTRIES | - | - | - | - | - | - | - | - | - | - | - | - |
| 88 TOTAL THIRD COUNTRIES | 1 | 6 | 0 | 2 | 7 | 1 | 16 | 2 | 2 | 12 | 10 | 89 |
| 89 NOT SPECIFIED | - | - | - | - | - | - | - | - | - | - | - | - |
| 95 ZUSAMMEN-TOTAL A | 1 | 7 | 0 | 2 | 10 | 1 | 48 | 2 | 3 | 20 | 12 | 136 |

EISENBahn - RAILWAY - CHEMIN DE FER 2.2.10:4 (6A)
 GRENZUEBERSCHREITENDER VERKEHR NACH LAND UND GUETERGRUPPE HELLAS
 INTERNATIONAL TRAFFIC BY COUNTRY AND GROUP OF GOODS 1983
 TRAFIC INTERNATIONAL PAR PAYS ET GROUPE DE MARCHANDISES MID TKM

| LAND - COUNTRY - PAYS | GUETERGRUPPE - GROUP OF GOODS - GROUPE DE MARCHANDISES | | | | | | | | | | 01-24 | |
|---|--|----|----|----|----|----|----|----|----|----|-------|-----|
| | 14 | 15 | 16 | 17 | 18 | 19 | 20 | 21 | 22 | 23 | | 24 |
| B. VERSAND NACH: DISPATCHED TO: EXPEDITIONS VERS: | | | | | | | | | | | | |
| 01 BR DEUTSCHLAND | - | 0 | - | - | 0 | - | 0 | 0 | - | 0 | 0 | 7 |
| 02 FRANCE | - | - | - | - | 0 | - | 0 | 0 | - | 0 | 0 | 0 |
| 03 ITALIA | - | - | - | - | 0 | - | 0 | - | - | 0 | 0 | 0 |
| 04 NEDERLAND | - | - | - | - | 1 | - | 0 | - | - | - | 0 | 1 |
| 05 BELGIQUE/BELGIE | - | - | - | - | - | - | 0 | - | - | - | - | 0 |
| 06 LUXEMBOURG | - | - | - | - | - | - | - | - | - | - | - | 0 |
| 07 UNITED KINGDOM | - | - | - | - | - | - | - | - | - | - | - | - |
| 08 IRELAND | - | - | - | - | - | - | - | - | - | - | - | - |
| 09 DANMARK | - | - | - | - | - | - | - | - | - | 0 | - | 0 |
| 10 HELLAS | - | 0 | - | - | 1 | - | 0 | 0 | - | - | 0 | 8 |
| 20 EUR | - | - | - | - | - | - | - | - | - | - | - | - |
| 28 NORWAY | - | - | - | - | - | - | - | - | - | - | - | - |
| 30 SWEDEN | - | - | - | - | - | - | - | - | - | - | - | 0 |
| 32 FINLAND | - | - | - | - | - | - | - | - | - | 0 | - | 0 |
| 36 SWITZERLAND | - | - | - | - | - | - | - | - | - | - | - | 0 |
| 38 AUSTRIA | - | 0 | - | - | 0 | - | 0 | 0 | - | - | 0 | 0 |
| 40 PORTUGAL | - | - | - | - | - | - | - | - | - | - | - | - |
| 42 SPAIN | - | - | - | - | - | - | - | - | - | - | - | - |
| 48 YUGOSLAVIA | 0 | 11 | 0 | 0 | 0 | - | 0 | 0 | - | 0 | 1 | 114 |
| 52 TURKEY | - | 0 | - | - | - | - | - | - | - | 0 | 0 | 0 |
| 56 USSR | - | - | - | - | - | - | - | - | - | - | - | - |
| 58 GERMAN DR | - | - | - | - | - | - | 0 | - | - | - | 0 | 2 |
| 60 POLAND | - | - | - | - | 0 | - | - | - | - | 0 | - | 0 |
| 62 CZECHOSLOVAKIA | - | 0 | - | - | 0 | - | 0 | - | - | 0 | 0 | 4 |
| 64 HUNGARY | - | 0 | - | - | 0 | 0 | 0 | - | - | 0 | 0 | 9 |
| 66 RUMANIA | - | - | - | - | 0 | - | 0 | - | - | 1 | 0 | 6 |
| 68 BULGARIA | 1 | 0 | - | - | 1 | - | 0 | 2 | 0 | 0 | 0 | 21 |
| 71 TOTAL STATE TRADING | 1 | 12 | 0 | 0 | 1 | 0 | 0 | 2 | 0 | 2 | 2 | 156 |
| 72 OTHER EUROP. COUNTRIES | - | - | - | - | - | - | - | - | - | - | - | - |
| 80 NEAR AND MIDDLE EAST | - | - | - | - | - | - | - | 0 | - | - | - | 0 |
| 83 OTHER COUNTRIES | - | - | - | - | - | - | - | - | - | - | - | - |
| 88 TOTAL THIRD COUNTRIES | 1 | 12 | 0 | 0 | 1 | 0 | 1 | 2 | 0 | 2 | 2 | 157 |
| 89 NOT SPECIFIED | - | - | - | - | - | - | - | - | - | - | - | - |
| 95 ZUSAMMEN-TOTAL B | 1 | 12 | 0 | 0 | 3 | 0 | 1 | 2 | 0 | 2 | 2 | 166 |
| 97 INSGESAMT-TOTAL A+B | 2 | 19 | 0 | 2 | 12 | 1 | 49 | 4 | 3 | 22 | 14 | 302 |

EISENBahn - RAILWAY - CHEMIN DE FER 2.2.10:3 (6A)
 GRENZUEBERSCHREITENDER VERKEHR NACH LAND UND GUETERGRUPPE HELLAS
 INTERNATIONAL TRAFFIC BY COUNTRY AND GROUP OF GOODS 1983
 TRAFIC INTERNATIONAL PAR PAYS ET GROUPE DE MARCHANDISES MID TKM

| LAND - COUNTRY - PAYS | GUETERGRUPPE - GROUP OF GOODS - GROUPE DE MARCHANDISES | | | | | | | | | | | | |
|---|--|----|----|----|----|----|----|----|----|----|----|----|----|
| | 01 | 02 | 03 | 04 | 05 | 06 | 07 | 08 | 09 | 10 | 11 | 12 | 13 |
| B. VERSAND NACH: DISPATCHED TO: EXPEDITIONS VERS: | | | | | | | | | | | | | |
| 01 BR DEUTSCHLAND | - | 7 | - | - | 0 | 0 | - | - | - | - | - | - | - |
| 02 FRANCE | - | 0 | - | - | - | 0 | - | - | - | - | - | - | - |
| 03 ITALIA | - | - | - | - | - | 0 | - | - | - | - | - | - | - |
| 04 NEDERLAND | - | 0 | - | - | - | - | - | - | - | - | - | - | 0 |
| 05 BELGIQUE/BELGIE | - | - | - | - | - | - | - | - | - | - | - | - | - |
| 06 LUXEMBOURG | - | - | - | - | - | - | - | - | - | - | - | - | - |
| 07 UNITED KINGDOM | - | - | - | - | - | - | - | - | - | - | - | - | - |
| 08 IRELAND | - | - | - | - | - | - | - | - | - | - | - | - | - |
| 09 DANMARK | - | - | - | - | - | - | - | - | - | - | - | - | - |
| 10 HELLAS | - | - | - | - | - | - | - | - | - | - | - | - | - |
| 20 EUR | - | 7 | - | - | 0 | 0 | - | - | - | - | - | - | 0 |
| 28 NORWAY | - | - | - | - | - | - | - | - | - | - | - | - | - |
| 30 SWEDEN | - | 0 | - | - | - | - | - | - | - | - | - | - | - |
| 32 FINLAND | - | - | - | - | - | - | - | - | - | - | - | - | - |
| 36 SWITZERLAND | - | - | - | - | - | 0 | - | - | - | - | - | - | - |
| 38 AUSTRIA | - | 0 | - | - | - | 0 | - | - | - | - | - | - | - |
| 40 PORTUGAL | - | - | - | - | - | - | - | - | - | - | - | - | - |
| 42 SPAIN | - | - | - | - | - | - | - | - | - | - | - | - | - |
| 48 YUGOSLAVIA | - | 1 | - | - | 1 | 2 | - | - | 86 | 8 | 2 | 1 | 2 |
| 52 TURKEY | - | - | - | - | - | 0 | - | - | - | - | - | - | - |
| 56 USSR | - | - | - | - | - | - | - | - | - | - | - | - | - |
| 58 GERMAN DR | - | 2 | - | - | 0 | 0 | - | - | - | - | - | - | - |
| 60 POLAND | - | 0 | - | - | 0 | 0 | - | - | - | - | - | - | - |
| 62 CZECHOSLOVAKIA | - | 1 | 0 | - | 1 | 0 | - | 0 | - | - | - | - | 0 |
| 64 HUNGARY | - | 7 | - | - | 1 | 0 | - | - | 0 | 0 | 0 | 0 | 0 |
| 66 RUMANIA | - | 4 | - | - | 1 | 0 | - | - | - | 0 | 0 | 0 | 0 |
| 68 BULGARIA | - | 3 | - | 1 | 1 | 3 | - | - | - | - | 9 | 0 | 0 |
| 71 TOTAL STATE TRADING | - | 18 | 0 | 1 | 5 | 6 | - | 0 | 86 | 8 | 11 | 1 | 2 |
| 72 OTHER EUROP. COUNTRIES | - | - | - | - | - | - | - | - | - | - | - | - | - |
| 80 NEAR AND MIDDLE EAST | - | - | - | - | - | - | - | - | - | - | - | - | - |
| 83 OTHER COUNTRIES | - | - | - | - | - | - | - | - | - | - | - | - | - |
| 88 TOTAL THIRD COUNTRIES | - | 18 | 0 | 1 | 5 | 6 | - | 0 | 86 | 8 | 11 | 1 | 2 |
| 89 NOT SPECIFIED | - | - | - | - | - | - | - | - | - | - | - | - | - |
| 95 ZUSAMMEN-TOTAL B | - | 25 | 0 | 1 | 5 | 6 | - | 0 | 86 | 8 | 11 | 1 | 2 |
| 97 INSGESAMT-TOTAL A+B | 0 | 25 | 4 | 11 | 6 | 7 | 0 | 6 | 86 | 8 | 15 | 1 | 7 |

EISENBahn - RAILWAY - CHEMIN DE FER
 GRENZUEBERSCHREITENDER VERKEHR NACH LAND UND GUETERGRUPPE
 INTERNATIONAL TRAFFIC BY COUNTRY AND GROUP OF GOODS
 TRAFIC INTERNATIONAL PAR PAYS ET GROUPE DE MARCHANDISES

2.2.11:1 (6A)
 EUR
 1983
 MIO TKM

| LAND - COUNTRY - PAYS | GUETERGRUPPE | | | GROUP OF GOODS | | | GROUPE DE MARCHANDISES | | | | | | |
|---|--------------|-----|-----|----------------|-----|-----|------------------------|------|----|-----|------|-----|------|
| | 01 | 02 | 03 | 04 | 05 | 06 | 07 | 08 | 09 | 10 | 11 | 12 | 13 |
| A. EMPFANG AUS: RECEIVED FROM: RECEPTIONS DE: | | | | | | | | | | | | | |
| 01 BR DEUTSCHLAND | 4 | 5 | 26 | 89 | 25 | 73 | 3 | 845 | 0 | 86 | 186 | 5 | 576 |
| 02 FRANCE | 474 | 58 | 75 | 78 | 7 | 220 | 43 | 120 | 0 | 65 | 478 | 18 | 653 |
| 03 ITALIA | 9 | 278 | 0 | 1 | 6 | 97 | 1 | 2 | - | 2 | 17 | 1 | 378 |
| 04 NEDERLAND | 13 | 6 | 0 | 3 | 1 | 33 | 27 | 32 | 0 | 52 | 425 | 2 | 43 |
| 05 BELGIQUE/BELGIE | 24 | 4 | 1 | 24 | 1 | 128 | 3 | 122 | 0 | 107 | 33 | 3 | 629 |
| 06 LUXEMBOURG | - | 0 | - | 7 | 0 | 1 | - | - | - | 0 | 1 | - | 409 |
| 07 UNITED KINGDOM | 3 | 0 | - | 0 | 0 | 3 | - | - | - | 0 | - | 0 | 17 |
| 08 IRELAND | - | - | - | - | - | - | - | - | - | - | - | - | - |
| 09 DANMARK | 3 | 1 | 1 | 17 | 1 | 20 | 0 | 0 | - | - | 2 | 0 | 8 |
| 10 HELLAS | - | 5 | - | 0 | - | - | - | - | - | - | - | - | - |
| 20 EUR | 528 | 356 | 104 | 219 | 41 | 575 | 76 | 1122 | 0 | 312 | 1142 | 29 | 2714 |
| 28 NORWAY | - | 0 | - | 0 | 0 | 2 | - | 0 | - | - | 0 | 0 | 2 |
| 30 SWEDEN | 0 | 1 | 0 | 284 | 3 | 3 | 0 | 0 | - | 0 | 2 | 0 | 112 |
| 32 FINLAND | - | - | - | 8 | 0 | 0 | - | - | - | - | - | - | 0 |
| 36 SWITZERLAND | 2 | 59 | 1 | 143 | 16 | 32 | 2 | 0 | 0 | 21 | 37 | 9 | 168 |
| 38 AUSTRIA | 1 | 4 | 1 | 337 | 25 | 22 | 1 | 1 | 0 | 27 | 5 | 52 | 238 |
| 40 PORTUGAL | - | 0 | 0 | 3 | 0 | 0 | - | - | - | - | - | - | - |
| 42 SPAIN | 0 | 129 | 0 | 2 | 1 | 19 | 7 | - | - | 0 | - | 0 | 3 |
| 48 YUGOSLAVIA | 9 | 18 | 2 | 81 | 9 | 27 | 1 | 8 | 0 | 41 | 33 | 5 | 20 |
| 52 TURKEY | - | - | - | - | - | - | - | - | - | - | - | - | - |
| 56 USSR | - | - | - | - | - | - | - | - | - | - | - | - | - |
| 58 GERMAN DR | 16 | - | - | 29 | 15 | 7 | 6 | 125 | - | 249 | 1 | 3 | 228 |
| 60 POLAND | 0 | 1 | 0 | 14 | 11 | 3 | 0 | 0 | 0 | 1 | 2 | 0 | 6 |
| 62 CZECHOSLOVAKIA | 0 | 4 | 1 | 78 | 8 | 10 | 2 | 153 | 0 | 100 | 20 | 2 | 175 |
| 64 HUNGARY | 2 | 8 | 3 | 32 | 14 | 26 | 4 | 0 | 0 | 49 | 5 | 3 | 32 |
| 66 RUMANIA | 0 | 1 | 0 | 11 | 7 | 4 | 1 | 0 | - | 2 | 0 | 0 | 0 |
| 68 BULGARIA | - | 0 | 0 | 1 | 1 | 1 | 0 | 3 | - | 8 | 4 | 0 | 2 |
| 71 TOTAL STATE TRADING | 28 | 31 | 5 | 246 | 65 | 79 | 14 | 302 | 0 | 449 | 65 | 14 | 467 |
| 72 OTHER EUROP. COUNTRIES | 3 | 3 | 0 | 8 | 0 | 2 | 0 | 0 | 0 | 0 | 1 | 0 | 3 |
| 80 NEAR AND MIDDLE EAST | - | - | - | - | - | - | - | - | - | - | - | - | - |
| 83 OTHER COUNTRIES | - | - | - | - | - | - | - | - | - | - | - | - | - |
| 88 TOTAL THIRD COUNTRIES | 34 | 228 | 8 | 1031 | 110 | 158 | 24 | 303 | 0 | 498 | 110 | 75 | 993 |
| 89 NOT SPECIFIED | 0 | 45 | - | 6 | 9 | 21 | - | 2 | - | 1 | 0 | 9 | 23 |
| 95 ZUSAMMEN-TOTAL A | 562 | 630 | 111 | 1256 | 160 | 754 | 100 | 1427 | 1 | 811 | 1253 | 113 | 3730 |

EISENBahn - RAILWAY - CHEMIN DE FER
 GRENZUEBERSCHREITENDER VERKEHR NACH LAND UND GUETERGRUPPE
 INTERNATIONAL TRAFFIC BY COUNTRY AND GROUP OF GOODS
 TRAFIC INTERNATIONAL PAR PAYS ET GROUPE DE MARCHANDISES

2.2.11:2 (6A)
 EUR
 1983
 MIO TKM

| LAND - COUNTRY - PAYS | GUETERGRUPPE | | | GROUP OF GOODS | | | GROUPE DE MARCHANDISES | | | | | |
|---|--------------|------|-----|----------------|------|-----|------------------------|-----|-----|-----|------|-------|
| | 14 | 15 | 16 | 17 | 18 | 19 | 20 | 21 | 22 | 23 | 24 | 01-24 |
| A. EMPFANG AUS: RECEIVED FROM: RECEPTIONS DE: | | | | | | | | | | | | |
| 01 BR DEUTSCHLAND | 40 | 238 | 118 | 27 | 240 | 19 | 324 | 11 | 25 | 73 | 526 | 3563 |
| 02 FRANCE | 11 | 346 | 47 | 8 | 240 | 26 | 113 | 8 | 8 | 31 | 154 | 3281 |
| 03 ITALIA | 24 | 33 | 7 | 1 | 43 | 6 | 327 | 12 | 21 | 61 | 766 | 2093 |
| 04 NEDERLAND | 2 | 18 | 182 | 5 | 168 | 11 | 15 | 0 | 0 | 3 | 125 | 1166 |
| 05 BELGIQUE/BELGIE | 10 | 171 | 309 | 4 | 160 | 18 | 100 | 2 | 26 | 6 | 325 | 2302 |
| 06 LUXEMBOURG | 5 | 10 | 69 | 0 | 0 | - | 1 | 0 | 1 | 0 | 1 | 58 |
| 07 UNITED KINGDOM | 3 | 4 | 0 | 0 | 4 | - | 1 | 0 | 0 | 0 | 46 | 83 |
| 08 IRELAND | - | - | - | - | - | - | - | - | - | - | - | - |
| 09 DANMARK | 4 | 1 | 36 | - | 1 | 9 | 12 | 1 | 2 | 3 | 60 | 182 |
| 10 HELLAS | - | - | - | - | 3 | - | 0 | 0 | 0 | 0 | 6 | 15 |
| 20 EUR | 192 | 821 | 769 | 44 | 860 | 88 | 894 | 34 | 85 | 178 | 2009 | 13193 |
| 28 NORWAY | 0 | 1 | 0 | - | 2 | 0 | 4 | 0 | 0 | 1 | 0 | 13 |
| 30 SWEDEN | 3 | 2 | 0 | 1 | 20 | 107 | 10 | 2 | 0 | 222 | 18 | 790 |
| 32 FINLAND | - | 0 | - | - | 0 | 1 | 0 | 0 | 0 | 10 | 1 | 21 |
| 36 SWITZERLAND | 8 | 67 | 12 | 1 | 79 | 39 | 75 | 8 | 12 | 46 | 321 | 1158 |
| 38 AUSTRIA | 94 | 68 | 103 | 3 | 132 | 35 | 59 | 37 | 5 | 147 | 279 | 1676 |
| 40 PORTUGAL | 0 | 0 | - | - | - | - | 6 | - | 0 | 2 | 2 | 13 |
| 42 SPAIN | 11 | 6 | - | - | 1 | 3 | 34 | 2 | 4 | 7 | 34 | 262 |
| 48 YUGOSLAVIA | 8 | 17 | 0 | 2 | 19 | 2 | 52 | 7 | 8 | 43 | 27 | 442 |
| 52 TURKEY | - | - | - | - | - | 0 | 0 | - | 0 | - | 0 | 0 |
| 56 USSR | - | - | - | - | - | - | 0 | - | 0 | - | 0 | 0 |
| 58 GERMAN DR | 18 | 23 | 81 | 36 | 101 | 1 | 20 | 11 | 4 | 22 | 10 | 1004 |
| 60 POLAND | 1 | 2 | 3 | 14 | 13 | 1 | 12 | 5 | 2 | 10 | 10 | 124 |
| 62 CZECHOSLOVAKIA | 8 | 37 | 5 | 46 | 44 | 2 | 20 | 9 | 8 | 30 | 24 | 784 |
| 64 HUNGARY | 1 | 1 | 14 | 31 | 45 | 0 | 19 | 4 | 2 | 9 | 17 | 324 |
| 66 RUMANIA | 0 | 0 | 0 | 7 | 10 | 0 | 14 | 9 | 5 | 76 | 3 | 154 |
| 68 BULGARIA | 0 | 3 | 0 | 3 | 4 | 0 | 1 | 0 | 0 | 4 | 3 | 40 |
| 71 TOTAL STATE TRADING | 37 | 82 | 104 | 140 | 236 | 8 | 136 | 45 | 31 | 195 | 95 | 2872 |
| 72 OTHER EUROP. COUNTRIES | 0 | 1 | 0 | 0 | 2 | 21 | 4 | 0 | 0 | 15 | 7 | 73 |
| 80 NEAR AND MIDDLE EAST | - | - | - | - | - | - | - | - | - | - | - | - |
| 83 OTHER COUNTRIES | - | - | - | - | - | - | - | - | - | - | - | - |
| 88 TOTAL THIRD COUNTRIES | 153 | 228 | 219 | 145 | 472 | 213 | 326 | 93 | 52 | 646 | 758 | 6876 |
| 89 NOT SPECIFIED | 16 | 9 | 10 | 0 | 24 | 0 | 29 | 8 | 1 | 28 | 7 | 248 |
| 95 ZUSAMMEN-TOTAL A | 362 | 1058 | 997 | 189 | 1355 | 302 | 1250 | 134 | 138 | 851 | 2774 | 20317 |

GRENZUEBERSCHREITENDER VERKEHR NACH LAND UND GUETERGRUPPE

EUR

INTERNATIONAL TRAFFIC BY COUNTRY AND GROUP OF GOODS

1983

TRAFIC INTERNATIONAL PAR PAYS ET GROUPE DE MARCHANDISES

MIO TKM

| LAND - COUNTRY - PAYS | GUETERGRUPPE - GROUP OF GOODS - GROUPE DE MARCHANDISES | | | | | | | | | | | | |
|---|--|------|-----|------|-----|------|-----|------|----|------|------|-----|------|
| | 01 | 02 | 03 | 04 | 05 | 06 | 07 | 08 | 09 | 10 | 11 | 12 | 13 |
| B. VERSAND NACH: DISPATCHED TO: EXPEDITIONS VERS: | | | | | | | | | | | | | |
| 01 BR DEUTSCHLAND | 51 | 707 | 0 | 45 | 9 | 227 | 200 | 40 | 0 | 35 | 595 | 2 | 371 |
| 02 FRANCE | 32 | 279 | 5 | 12 | 8 | 62 | 4 | 568 | 0 | 44 | 129 | 2 | 502 |
| 03 ITALIA | 570 | 55 | 7 | 121 | 26 | 261 | 1 | 107 | 0 | 64 | 829 | 5 | 714 |
| 04 NEDERLAND | 82 | 34 | 0 | 2 | 3 | 29 | 16 | 76 | - | 9 | 2 | 41 | 31 |
| 05 BELGIQUE/BELGIE | 497 | 32 | 0 | 11 | 3 | 180 | 98 | 188 | 1 | 6 | 44 | 13 | 358 |
| 06 LUXEMBOURG | 4 | 1 | - | 1 | - | 0 | 0 | 242 | - | 161 | 263 | 1 | 29 |
| 07 UNITED KINGDOM | 0 | 18 | - | 1 | 13 | 55 | 0 | 1 | - | 0 | 0 | 0 | 24 |
| 08 IRELAND | - | - | - | - | - | - | - | - | - | - | - | - | - |
| 09 DANMARK | 0 | 12 | - | 0 | 1 | 20 | 1 | 7 | - | 2 | - | 0 | 35 |
| 10 HELLAS | - | 0 | 0 | 0 | 2 | 1 | - | 0 | - | 0 | - | - | 3 |
| 20 EUR | 1237 | 1137 | 13 | 194 | 63 | 837 | 319 | 1229 | 2 | 322 | 1862 | 64 | 2068 |
| 28 NORWAY | 0 | 9 | - | 0 | 0 | 12 | - | - | - | 0 | 0 | - | 3 |
| 30 SWEDEN | - | 27 | 0 | 13 | 1 | 30 | 0 | 1 | 0 | 1 | 12 | 1 | 63 |
| 32 FINLAND | - | - | - | - | 0 | 0 | - | - | - | - | - | - | 0 |
| 36 SWITZERLAND | 144 | 217 | 0 | 43 | 46 | 305 | 4 | 77 | - | 441 | 14 | 1 | 384 |
| 38 AUSTRIA | 3 | 135 | 0 | 31 | 15 | 190 | 14 | 320 | 0 | 151 | 318 | 12 | 120 |
| 40 PORTUGAL | - | 1 | - | 3 | 1 | 1 | - | 0 | - | - | - | - | 0 |
| 42 SPAIN | 0 | 3 | 0 | 9 | 2 | 6 | 0 | 10 | - | - | - | 1 | 53 |
| 48 YUGOSLAVIA | 0 | 11 | 0 | 0 | 21 | 55 | 4 | 16 | 86 | 28 | 3 | 2 | 111 |
| 52 TURKEY | - | - | 0 | - | 0 | 1 | - | - | - | - | - | - | 0 |
| 56 USSR | - | - | - | - | - | - | - | - | - | - | - | - | - |
| 58 GERMAN DR | 5 | 9 | 0 | 2 | 17 | 81 | 12 | 46 | 0 | 19 | 15 | 17 | 286 |
| 60 POLAND | 0 | 0 | 0 | 0 | 6 | 9 | 4 | 1 | 0 | 2 | 0 | 0 | 14 |
| 62 CZECHOSLOVAKIA | 5 | 75 | 0 | 1 | 12 | 42 | 7 | 2 | - | 5 | 3 | 1 | 91 |
| 64 HUNGARY | 2 | 38 | 0 | 1 | 11 | 55 | 2 | 8 | 0 | 1 | 0 | 4 | 23 |
| 66 RUMANIA | 0 | 4 | - | 0 | 4 | 4 | 2 | 60 | - | 1 | 1 | 2 | 19 |
| 68 BULGARIA | 0 | 3 | 0 | 1 | 9 | 14 | 1 | 0 | - | 1 | 9 | 0 | 21 |
| 71 TOTAL STATE TRADING | 11 | 140 | 0 | 6 | 78 | 260 | 32 | 133 | 86 | 57 | 30 | 27 | 566 |
| 72 OTHER EUROP. COUNTRIES | 0 | 62 | - | - | 1 | 6 | 0 | - | - | 0 | 0 | - | 1 |
| 80 NEAR AND MIDDLE EAST | - | - | - | - | - | 0 | - | - | - | - | - | - | - |
| 83 OTHER COUNTRIES | - | - | 0 | 0 | - | - | - | - | - | - | - | - | - |
| 88 TOTAL THIRD COUNTRIES | 159 | 593 | 0 | 105 | 145 | 811 | 50 | 541 | 86 | 650 | 375 | 43 | 1190 |
| 89 NOT SPECIFIED | 2 | 3 | - | 0 | 0 | 12 | - | - | - | 9 | 0 | 8 | 19 |
| 95 ZUSAMMEN-TOTAL B | 1397 | 1733 | 13 | 299 | 208 | 1660 | 369 | 1769 | 87 | 981 | 2237 | 115 | 3277 |
| 97 INSGESAMT-TOTAL A+B | 1959 | 2363 | 124 | 1555 | 369 | 2414 | 469 | 3197 | 88 | 1792 | 3489 | 228 | 7007 |

GRENZUEBERSCHREITENDER VERKEHR NACH LAND UND GUETERGRUPPE

EUR

INTERNATIONAL TRAFFIC BY COUNTRY AND GROUP OF GOODS

1983

TRAFIC INTERNATIONAL PAR PAYS ET GROUPE DE MARCHANDISES

MIO TKM

| LAND - COUNTRY - PAYS | GUETERGRUPPE - GROUP OF GOODS - GROUPE DE MARCHANDISES | | | | | | | | | | | | |
|---|--|------|------|-----|------|-----|------|-----|-----|------|------|-------|--|
| | 14 | 15 | 16 | 17 | 18 | 19 | 20 | 21 | 22 | 23 | 24 | 01-24 | |
| B. VERSAND NACH: DISPATCHED TO: EXPEDITIONS VERS: | | | | | | | | | | | | | |
| 01 BR DEUTSCHLAND | 35 | 119 | 62 | 10 | 235 | 9 | 156 | 5 | 17 | 85 | 473 | 3487 | |
| 02 FRANCE | 22 | 33 | 150 | 8 | 130 | 22 | 252 | 6 | 24 | 53 | 141 | 2488 | |
| 03 ITALIA | 12 | 720 | 65 | 32 | 204 | 67 | 261 | 5 | 16 | 75 | 792 | 5008 | |
| 04 NEDERLAND | 20 | 101 | 10 | 0 | 84 | 2 | 66 | 2 | 3 | 10 | 131 | 755 | |
| 05 BELGIQUE/BELGIE | 3 | 128 | 8 | 1 | 208 | 0 | 206 | 5 | 3 | 15 | 252 | 2259 | |
| 06 LUXEMBOURG | 39 | 12 | 15 | 0 | 3 | - | 5 | 0 | 0 | 1 | 2 | 780 | |
| 07 UNITED KINGDOM | 15 | 41 | 3 | 0 | 30 | 0 | 6 | 2 | 1 | 6 | 96 | 312 | |
| 08 IRELAND | - | - | - | - | - | - | - | - | - | - | - | - | |
| 09 DANMARK | 1 | 39 | 108 | 0 | 40 | 0 | 56 | 0 | 10 | 8 | 40 | 382 | |
| 10 HELLAS | 1 | 0 | - | - | 3 | - | 37 | 3 | 0 | 6 | 15 | 71 | |
| 20 EUR | 147 | 1194 | 421 | 51 | 936 | 99 | 1045 | 28 | 74 | 259 | 1943 | 15542 | |
| 28 NORWAY | 0 | 0 | 0 | 0 | 5 | 1 | 17 | 1 | 4 | 2 | 4 | 57 | |
| 30 SWEDEN | 13 | 15 | 1 | 0 | 69 | 7 | 47 | 3 | 12 | 18 | 36 | 370 | |
| 32 FINLAND | 0 | 0 | 0 | - | 0 | - | 0 | - | 0 | 0 | 5 | 7 | |
| 36 SWITZERLAND | 23 | 281 | 105 | 6 | 288 | 26 | 131 | 16 | 31 | 91 | 323 | 2999 | |
| 38 AUSTRIA | 5 | 94 | 258 | 9 | 168 | 81 | 157 | 8 | 16 | 42 | 207 | 2355 | |
| 40 PORTUGAL | 0 | 1 | - | - | 1 | - | 16 | 0 | 0 | 0 | 0 | 24 | |
| 42 SPAIN | 0 | 0 | 0 | - | 7 | 0 | 63 | 0 | 1 | 2 | 20 | 180 | |
| 48 YUGOSLAVIA | 9 | 31 | 3 | 6 | 124 | 1 | 68 | 7 | 2 | 25 | 19 | 633 | |
| 52 TURKEY | - | 0 | 0 | - | 0 | - | 2 | 0 | 0 | 0 | 2 | 6 | |
| 56 USSR | - | - | - | - | 2 | - | 0 | - | - | 0 | 0 | 2 | |
| 58 GERMAN DR | 3 | 2 | 14 | 1 | 131 | 2 | 35 | 5 | 1 | 20 | 6 | 726 | |
| 60 POLAND | 3 | 3 | 1 | 0 | 60 | 0 | 8 | 1 | 1 | 16 | 14 | 144 | |
| 62 CZECHOSLOVAKIA | 3 | 5 | 37 | 1 | 75 | 0 | 21 | 2 | 1 | 10 | 11 | 409 | |
| 64 HUNGARY | 5 | 6 | 13 | 1 | 86 | 0 | 12 | 3 | 2 | 13 | 14 | 299 | |
| 66 RUMANIA | 4 | 5 | 0 | 1 | 23 | 0 | 6 | 1 | 0 | 3 | 2 | 142 | |
| 68 BULGARIA | 9 | 3 | 0 | 0 | 33 | 0 | 13 | 3 | 1 | 9 | 3 | 134 | |
| 71 TOTAL STATE TRADING | 36 | 55 | 68 | 9 | 535 | 4 | 164 | 22 | 8 | 95 | 68 | 2490 | |
| 72 OTHER EUROP. COUNTRIES | 1 | 1 | 0 | - | 2 | 0 | 10 | 1 | 0 | 4 | 5 | 94 | |
| 80 NEAR AND MIDDLE EAST | - | - | - | - | - | - | 0 | - | - | 0 | 0 | 0 | |
| 83 OTHER COUNTRIES | - | - | - | - | 0 | - | 0 | - | - | 0 | 0 | 0 | |
| 88 TOTAL THIRD COUNTRIES | 79 | 446 | 432 | 24 | 1076 | 119 | 607 | 52 | 73 | 256 | 672 | 8582 | |
| 89 NOT SPECIFIED | 2 | 13 | 0 | 0 | 18 | 0 | 11 | 3 | 4 | 3 | 11 | 117 | |
| 95 ZUSAMMEN-TOTAL B | 227 | 1653 | 854 | 75 | 2030 | 218 | 1662 | 82 | 151 | 517 | 2626 | 24240 | |
| 97 INSGESAMT-TOTAL A+B | 590 | 2711 | 1851 | 264 | 3385 | 520 | 2912 | 216 | 289 | 1368 | 5400 | 44557 | |

EISENBAHN - RAILWAY - CHEMIN DE FER

2.3.1:3 (5A)

GRENZUEBERSCHREITENDER VERKEHR NACH RELATION UND KAPITEL NST/R

EUR

INTERNATIONAL TRAFFIC BY RELATION AND CHAPTER NST/R

1983

TRAFIC INTERNATIONAL PAR RELATION ET CHAPITRE NST/R

1000 T

| BELADELAND COUNTRY OF LOADING PAYS DE CHARGEMENT | ENTLADELAND - COUNTRY OF UNLOADING - PAYS DE DECHARGEMENT | | | | | | | | | | THIRD COUNTR. TOT. (b) | INSG. TOTAL | |
|--|---|-------|-------|---------------|-------|-------|--------|----------------|--------|---------|------------------------------|----------------|-------|
| | D (a) | F (a) | I (a) | NL (a) | B (a) | L (a) | UK (a) | IRL (a) | DK (a) | HEL (a) | | | EUR |
| | KAPITEL NST/R | | | CHAPTER NST/R | | | | CHAPITRE NST/R | | | | | |
| | 5 | | | | | | | | | | | | |
| 01 BR DEUTSCHLAND | - | 1555 | 365 | 72 | 547 | 50 | - | - | 69 | 3 | 2661 | 2335 | 4996 |
| 02 FRANCE | 592 | - | 1022 | 41 | 1756 | 46 | - | - | 2 | 1 | 3661 | 465 | 3925 |
| 03 ITALIA | 266 | 682 | - | 6 | 36 | - | - | - | 2 | - | 992 | 382 | 1374 |
| 04 NEDERLAND | 144 | 401 | 1 | - | 6 | 0 | - | - | 0 | 0 | 185 | 64 | 251 |
| 05 BELGIQUE/BELGIE | 919 | 1583 | 340 | 8 | 1 | 63 | - | - | 4 | - | 2917 | 83 | 3000 |
| 06 LUXEMBOURG | 583 | 279 | 35 | 82 | 651 | - | - | - | - | - | 1631 | 59 | 1689 |
| 07 UNITED KINGDOM | 16 | 12 | 4 | 2 | 23 | - | - | - | 0 | - | 56 | - | 56 |
| 08 IRELAND | - | - | - | - | - | - | - | - | - | - | - | - | - |
| 09 DANMARK | 16 | 0 | 0 | - | - | 0 | - | - | - | - | 16 | 50 | 66 |
| 10 HELLAS | - | - | - | - | - | - | - | - | - | - | - | 20 | 20 |
| 20 EUR | 2536 | 4150 | 1767 | 211 | 3013 | 160 | - | - | 77 | 4 | 11919 | 3459 | 15378 |
| 88 TOTAL THIRD COUNTRIES | 3548 | 189 | 1073 | 15 | 63 | 1 | - | - | 168 | 20 | 5076 | - | - |
| 89 NOT SPECIFIED | - | - | - | - | - | - | 68 | - | - | - | 68 | - | - |
| 90 INSGESAMT-TOTAL | 6083 | 4339 | 2840 | 226 | 3077 | 161 | 68 | - | 245 | 25 | 17062 | - | - |
| | 6 | | | | | | | | | | | | |
| 01 BR DEUTSCHLAND | - | 140 | 588 | 250 | 23 | 22 | - | - | 106 | 0 | 1129 | 573 | 1702 |
| 02 FRANCE | 320 | - | 771 | 7 | 126 | 19 | - | - | 4 | 2 | 1249 | 384 | 1633 |
| 03 ITALIA | 52 | 55 | - | 1 | 4 | 0 | - | - | 1 | 1 | 113 | 181 | 294 |
| 04 NEDERLAND | 5 | 13 | 1 | - | 185 | - | - | - | 0 | 0 | 205 | 34 | 238 |
| 05 BELGIQUE/BELGIE | 125 | 101 | 7 | 775 | - | 323 | - | - | 4 | 0 | 1336 | 25 | 1361 |
| 06 LUXEMBOURG | 77 | 15 | - | - | 0 | - | - | - | - | - | 92 | 0 | 92 |
| 07 UNITED KINGDOM | 16 | 1 | 5 | - | - | - | - | - | - | - | 23 | - | 23 |
| 08 IRELAND | - | - | - | - | - | - | - | - | - | - | - | - | - |
| 09 DANMARK | 6 | 0 | 0 | - | - | - | - | - | - | - | 6 | 9 | 15 |
| 10 HELLAS | - | - | - | - | - | - | - | - | - | - | - | 26 | 26 |
| 20 EUR | 601 | 325 | 1373 | 1033 | 338 | 365 | - | - | 115 | 3 | 4152 | 1233 | 5384 |
| 88 TOTAL THIRD COUNTRIES | 1764 | 42 | 358 | 8 | 5 | 0 | - | - | 24 | 20 | 2220 | - | - |
| 89 NOT SPECIFIED | - | - | - | - | - | - | 83 | - | - | - | 83 | - | - |
| 90 INSGESAMT-TOTAL | 2365 | 367 | 1731 | 1040 | 343 | 365 | 83 | - | 139 | 23 | 6455 | - | - |
| | 7 | | | | | | | | | | | | |
| 01 BR DEUTSCHLAND | - | 128 | 63 | 20 | 30 | 20 | - | - | 204 | - | 465 | 1222 | 1687 |
| 02 FRANCE | 152 | - | 79 | 0 | 4 | 28 | - | - | - | - | 262 | 296 | 558 |
| 03 ITALIA | 13 | 13 | - | 0 | - | - | - | - | - | - | 26 | 81 | 107 |
| 04 NEDERLAND | 19 | 533 | - | - | 77 | 0 | - | - | - | - | 630 | 3 | 633 |
| 05 BELGIQUE/BELGIE | 92 | 584 | 1 | 0 | - | 13 | - | - | - | - | 690 | 9 | 698 |
| 06 LUXEMBOURG | 265 | 40 | - | - | 47 | - | - | - | - | - | 351 | 0 | 351 |
| 07 UNITED KINGDOM | - | 0 | 0 | 1 | 1 | - | - | - | 0 | - | 2 | - | 2 |
| 08 IRELAND | - | - | - | - | - | - | - | - | - | - | - | - | - |
| 09 DANMARK | 53 | - | - | - | - | - | - | - | - | - | 53 | 0 | 53 |
| 10 HELLAS | - | - | - | - | - | - | - | - | - | - | - | 0 | 0 |
| 20 EUR | 594 | 1298 | 143 | 22 | 158 | 61 | - | - | 204 | - | 2479 | 1611 | 4090 |
| 88 TOTAL THIRD COUNTRIES | 1692 | 7 | 51 | - | - | - | - | - | 26 | 3 | 1779 | - | - |
| 89 NOT SPECIFIED | - | - | - | - | - | - | 22 | - | - | - | 22 | - | - |
| 90 INSGESAMT-TOTAL | 2286 | 1305 | 194 | 22 | 158 | 61 | 22 | - | 230 | 3 | 4280 | - | - |

EISENBAHN - RAILWAY - CHEMIN DE FER

2.3.1:4 (5A)

GRENZUEBERSCHREITENDER VERKEHR NACH RELATION UND KAPITEL NST/R

EUR

INTERNATIONAL TRAFFIC BY RELATION AND CHAPTER NST/R

1983

TRAFIC INTERNATIONAL PAR RELATION ET CHAPITRE NST/R

1000 T

| BELADELAND COUNTRY OF LOADING PAYS DE CHARGEMENT | ENTLADELAND - COUNTRY OF UNLOADING - PAYS DE DECHARGEMENT | | | | | | | | | | THIRD COUNTR. TOT. (b) | INSG. TOTAL | |
|--|---|-------|-------|---------------|-------|-------|--------|----------------|--------|---------|------------------------------|----------------|-------|
| | D (a) | F (a) | I (a) | NL (a) | B (a) | L (a) | UK (a) | IRL (a) | DK (a) | HEL (a) | | | EUR |
| | KAPITEL NST/R | | | CHAPTER NST/R | | | | CHAPITRE NST/R | | | | | |
| | 8 | | | | | | | | | | | | |
| 01 BR DEUTSCHLAND | - | 254 | 338 | 312 | 243 | 2 | - | - | 68 | 2 | 1219 | 2208 | 3427 |
| 02 FRANCE | 261 | - | 206 | 53 | 523 | 2 | - | - | 8 | 2 | 1055 | 354 | 1409 |
| 03 ITALIA | 52 | 56 | - | 7 | 1 | 1 | - | - | 2 | 3 | 122 | 296 | 418 |
| 04 NEDERLAND | 487 | 152 | 37 | - | 127 | 0 | - | - | 3 | - | 806 | 311 | 1117 |
| 05 BELGIQUE/BELGIE | 284 | 339 | 15 | 109 | - | 2 | - | - | 8 | 0 | 756 | 179 | 935 |
| 06 LUXEMBOURG | 0 | 0 | 0 | - | - | - | - | - | - | - | 0 | 1 | 1 |
| 07 UNITED KINGDOM | 4 | 6 | 0 | 1 | 2 | - | - | - | 0 | - | 13 | - | 13 |
| 08 IRELAND | - | - | - | - | - | - | - | - | - | - | - | - | - |
| 09 DANMARK | 6 | 3 | 12 | 0 | 0 | - | - | - | - | - | 21 | 54 | 75 |
| 10 HELLAS | 2 | 0 | 1 | 9 | - | - | - | - | - | - | 12 | 13 | 25 |
| 20 EUR | 1096 | 810 | 609 | 490 | 897 | 6 | - | - | 89 | 8 | 4005 | 3415 | 7419 |
| 88 TOTAL THIRD COUNTRIES | 1860 | 282 | 822 | 102 | 74 | 0 | - | - | 132 | 45 | 3316 | - | - |
| 89 NOT SPECIFIED | - | - | - | - | - | - | 67 | - | - | - | 67 | - | - |
| 90 INSGESAMT-TOTAL | 2956 | 1092 | 1431 | 591 | 971 | 6 | 67 | - | 221 | 52 | 7387 | - | - |
| | 9 | | | | | | | | | | | | |
| 01 BR DEUTSCHLAND | - | 637 | 1735 | 235 | 744 | 10 | - | - | 180 | 71 | 3612 | 2277 | 5889 |
| 02 FRANCE | 395 | - | 743 | 44 | 303 | 27 | - | - | 20 | 15 | 1548 | 455 | 2003 |
| 03 ITALIA | 958 | 980 | - | 493 | 635 | 0 | - | - | 24 | 20 | 3112 | 717 | 3828 |
| 04 NEDERLAND | 194 | 59 | 425 | - | 255 | 0 | - | - | 7 | 4 | 944 | 343 | 1287 |
| 05 BELGIQUE/BELGIE | 502 | 336 | 639 | 404 | - | 4 | - | - | 14 | 7 | 1908 | 318 | 2226 |
| 06 LUXEMBOURG | 7 | 2 | 1 | 0 | 2 | - | - | - | 0 | - | 12 | 8 | 19 |
| 07 UNITED KINGDOM | 16 | 3 | 155 | 0 | 0 | 0 | - | - | 0 | - | 175 | - | 175 |
| 08 IRELAND | - | - | - | - | - | - | - | - | - | - | - | - | - |
| 09 DANMARK | 247 | 16 | 5 | 6 | 38 | 0 | - | - | - | 0 | 312 | 35 | 348 |
| 10 HELLAS | 8 | 1 | 2 | 1 | 0 | - | - | - | 0 | - | 11 | 15 | 27 |
| 20 EUR | 2327 | 2035 | 3704 | 1184 | 1978 | 43 | - | - | 245 | 118 | 11633 | 4168 | 15801 |
| 88 TOTAL THIRD COUNTRIES | 2542 | 748 | 1237 | 284 | 334 | 4 | - | - | 248 | 140 | 5536 | - | - |
| 89 NOT SPECIFIED | - | - | - | - | - | - | 194 | - | - | - | 194 | - | - |
| 90 INSGESAMT-TOTAL | 4869 | 2782 | 4941 | 1468 | 2312 | 46 | 194 | - | 493 | 257 | 17363 | - | - |

(a) AUF DER GRUNDLAGE DES EMPFANGS-ON BASIS OF RECEIPTS-SUR BASE DES RECEPTIONS
 (b) AUF DER GRUNDLAGE DES VERSANDS-ON BASIS OF DISPATCHES-SUR BASE DES EXPEDITIONS

GRENZUEBERSCHREITENDER VERKEHR NACH RELATION

EUR

INTERNATIONAL TRAFFIC BY RELATION

1983

TRAFIC INTERNATIONAL PAR RELATION

MIO TKM

| BELADELAND COUNTRY OF LOADING PAYS DE CHARGEMENT | ENTLADELAND | | | COUNTRY OF UNLOADING | | | | | | | PAYS DE DECHARGEMENT | | | |
|--|-------------|------|-------|----------------------|------|-----|-----|-----|-----|-----|----------------------|---------------------------|--------------|----------------|
| | D | F | I | NL | B | L | UK | IRL | DK | HEL | EUR | TOTAL THIRD COUNTR. | NOT SPEC. | INSG. TOTAL |
| 01 BR DEUTSCHLAND | - | 2590 | 2694 | 553 | 994 | 341 | 36 | - | 448 | 80 | 7736 | 5191 | - | 12926 |
| 02 FRANCE | 2025 | - | 4945 | 259 | 2166 | 44 | 155 | - | 57 | 16 | 9667 | 1361 | - | 11027 |
| 03 ITALIA | 1897 | 1872 | - | 184 | 221 | 1 | 112 | - | 16 | 17 | 4320 | 1230 | - | 5550 |
| 04 NEDERLAND | 1268 | 447 | 162 | - | 129 | 0 | 0 | - | 5 | 2 | 2013 | 159 | - | 2172 |
| 05 BELGIQUE/BELGIE | 931 | 1721 | 397 | 388 | - | 567 | 8 | - | 11 | 4 | 4028 | 442 | - | 4470 |
| 06 LUXEMBOURG | 280 | 89 | 15 | 12 | 186 | - | 0 | - | 0 | 0 | 582 | 2 | - | 584 |
| 07 UNITED KINGDOM | 17 | 15 | 47 | 0 | 4 | 0 | - | - | 0 | - | 83 | - | 117 | 200 |
| 08 IRELAND | - | - | - | - | - | - | - | - | - | - | - | - | - | - |
| 09 DANMARK | 240 | 16 | 11 | 2 | 12 | 0 | 0 | - | 0 | 0 | 282 | 41 | - | 323 |
| 10 HELLAS | 18 | 1 | 2 | 2 | 0 | - | - | - | 0 | - | 23 | 157 | - | 181 |
| 20 EUR | 6676 | 6751 | 8273 | 1401 | 3712 | 954 | 312 | - | 537 | 118 | 28735 | 8582 | 117 | 37433 |
| 88 TOTAL THIRD COUN | 3640 | 760 | 2003 | 76 | 92 | 0 | - | - | 216 | 89 | 6876 | - | - | - |
| 89 NOT SPECIFIED | - | - | - | - | - | - | 248 | - | - | - | 248 | - | - | - |
| 90 INSGESAMT-TOTAL | 10316 | 7511 | 10276 | 1477 | 3804 | 954 | 560 | - | 753 | 207 | 35859 | - | - | - |

EISENBAHN - RAILWAY - CHEMIN DE FER
 DURCHGANGSVERKEHR NACH GUETERGRUPPE
 TRANSIT TRAFFIC BY GROUP OF GOODS
 TRAFIC DE TRANSIT PAR GROUPE DE MARCHANDISES

3.1.01 (1B)
 BR DEUTSCHLAND
 1983
 1000 T/MIO TKM

| 24 | NST/R | 1000 T | MIO TKM |
|--|-------------------|--------|---------|
| GUETERGRUPPE GROUP OF GOODS GROUPE DE MARCHANDISES | | | |
| A. WAGENLADUNGEN FULL WAGONS WAGONS COMPLET | | | |
| 01 | 01 | 8 | 5 |
| 02 | 02,03 | 364 | 268 |
| 03 | 00,06 | 8 | 4 |
| 04 | 05 | 457 | 265 |
| 05 | 04,09 | 136 | 67 |
| 06 | 11,12,13,14,16,17 | 486 | 331 |
| 07 | 18 | 28 | 15 |
| 08 | 21,22,23 | 181 | 107 |
| 09 | 31 | 0 | 0 |
| 10 | 32,33,34 | 201 | 117 |
| 11 | 41,46 | 57 | 30 |
| 12 | 45 | 29 | 16 |
| 13 | 51,52,53,54,55,56 | 748 | 415 |
| 14 | 64,69 | 55 | 31 |
| 15 | 61,62,63,65 | 97 | 62 |
| 16 | 71,72 | 52 | 35 |
| 17 | 83 | 67 | 33 |
| 18 | 81,82,89 | 924 | 513 |
| 19 | 84 | 283 | 151 |
| 20 | 91,92,93 | 544 | 369 |
| 21 | 94 | 53 | 31 |
| 22 | 95 | 68 | 41 |
| 23 | 96,97 | 730 | 469 |
| 24 | 99 | 1273 | 804 |
| 25 | ZUSAMMEN-TOTAL A | 6849 | 4179 |
| B. STUECKGUT-SMALLS-DETAIL | | | |
| 27 | INSGES.-TOTAL A+B | 6849 | 4179 |

EISENBAHN - RAILWAY - CHEMIN DE FER
 DURCHGANGSVERKEHR NACH GUETERGRUPPE
 TRANSIT TRAFFIC BY GROUP OF GOODS
 TRAFIC DE TRANSIT PAR GROUPE DE MARCHANDISES

3.1.02 (1B)
 FRANCE
 1983
 1000 T/MIO TKM

| 24 | NST/R | 1000 T | MIO TKM |
|--|-------------------|--------|---------|
| GUETERGRUPPE GROUP OF GOODS GROUPE DE MARCHANDISES | | | |
| A. WAGENLADUNGEN FULL WAGONS WAGONS COMPLET | | | |
| 01 | 01 | 21 | 8 |
| 02 | 02,03 | 769 | 656 |
| 03 | 00,06 | 0 | 0 |
| 04 | 05 | 28 | 21 |
| 05 | 04,09 | 15 | 10 |
| 06 | 11,12,13,14,16,17 | 146 | 81 |
| 07 | 18 | 13 | 7 |
| 08 | 21,22,23 | 15 | 4 |
| 09 | 31 | - | - |
| 10 | 32,33,34 | 1222 | 379 |
| 11 | 41,46 | 7 | 3 |
| 12 | 45 | 1 | 0 |
| 13 | 51,52,53,54,55,56 | 846 | 246 |
| 14 | 64,69 | 9 | 6 |
| 15 | 61,62,63,65 | 76 | 53 |
| 16 | 71,72 | 59 | 19 |
| 17 | 83 | 3 | 1 |
| 18 | 81,82,89 | 167 | 102 |
| 19 | 84 | 7 | 3 |
| 20 | 91,92,93 | 216 | 140 |
| 21 | 94 | 7 | 5 |
| 22 | 95 | 29 | 15 |
| 23 | 96,97 | 100 | 68 |
| 24 | 99 | 1649 | 1232 |
| 25 | ZUSAMMEN-TOTAL A | 5406 | 3062 |
| B. STUECKGUT-SMALLS-DETAIL | | | |
| 27 | INSGES.-TOTAL A+B | 5410 | 3062 |

EISENBahn - RAILWAY - CHEMIN DE FER
 DURCHGANGSVERKEHR NACH GUETERGRUPPE
 TRANSIT TRAFFIC BY GROUP OF GOODS
 TRAFIC DE TRANSIT PAR GROUPE DE MARCHANDISES

3.1.03 (1B)
 ITALIA
 1983
 1000 T/MIO TKM

| 24 | NST/R | 1000 T | MIO TKM |
|--|-------------------|--------|---------|
| GUETERGRUPPE GROUP OF GOODS GROUPE DE MARCHANDISES | | | |
| A. WAGENLADUNGEN FULL WAGONS WAGONS COMPLET | | | |
| 01 | 01 | 65 | 35 |
| 02 | 02,03 | 1 | 1 |
| 03 | 00,06 | 1 | 1 |
| 04 | 05 | 10 | 7 |
| 05 | 04,09 | 10 | 7 |
| 06 | 11,12,13,14,16,17 | 26 | 17 |
| 07 | 18 | 5 | 3 |
| 08 | 21,22,23 | 8 | 5 |
| 09 | 31 | 0 | 0 |
| 10 | 32,33,34 | 4 | 2 |
| 11 | 41,46 | 0 | 0 |
| 12 | 45 | 2 | 1 |
| 13 | 51,52,53,54,55,56 | 39 | 26 |
| 14 | 64,69 | 5 | 4 |
| 15 | 61,62,63,65 | 6 | 4 |
| 16 | 71,72 | 16 | 11 |
| 17 | 83 | 8 | 5 |
| 18 | 81,82,89 | 42 | 28 |
| 19 | 84 | 3 | 1 |
| 20 | 91,92,93 | 18 | 11 |
| 21 | 94 | 7 | 5 |
| 22 | 95 | 1 | 1 |
| 23 | 96,97 | 60 | 39 |
| 24 | 99 | 1 | 1 |
| 25 | ZUSAMMEN-TOTAL A | 338 | 211 |
| B. STUECKGUT-SMALLS-DETAIL | | | |
| 27 | INSGES.-TOTAL A+B | 338 | 211 |

EISENBahn - RAILWAY - CHEMIN DE FER
 DURCHGANGSVERKEHR NACH GUETERGRUPPE
 TRANSIT TRAFFIC BY GROUP OF GOODS
 TRAFIC DE TRANSIT PAR GROUPE DE MARCHANDISES

3.1.04 (1B)
 NEDERLAND
 1983
 1000 T/MIO TKM

| 24 | NST/R | 1000 T | MIO TKM |
|--|-------------------|--------|---------|
| GUETERGRUPPE GROUP OF GOODS GROUPE DE MARCHANDISES | | | |
| A. WAGENLADUNGEN FULL WAGONS WAGONS COMPLET | | | |
| 01 | 01 | - | - |
| 02 | 02,03 | - | - |
| 03 | 00,06 | - | - |
| 04 | 05 | - | - |
| 05 | 04,09 | - | - |
| 06 | 11,12,13,14,16,17 | - | - |
| 07 | 18 | - | - |
| 08 | 21,22,23 | 102 | 9 |
| 09 | 31 | 0 | 0 |
| 10 | 32,33,34 | 0 | 0 |
| 11 | 41,46 | - | - |
| 12 | 45 | - | - |
| 13 | 51,52,53,54,55,56 | 3 | 0 |
| 14 | 64,69 | - | - |
| 15 | 61,62,63,65 | - | - |
| 16 | 71,72 | - | - |
| 17 | 83 | - | - |
| 18 | 81,82,89 | 2 | 0 |
| 19 | 84 | - | - |
| 20 | 91,92,93 | 0 | 0 |
| 21 | 94 | - | - |
| 22 | 95 | - | - |
| 23 | 96,97 | 0 | 0 |
| 24 | 99 | 81 | 4 |
| 25 | ZUSAMMEN-TOTAL A | 187 | 13 |
| B. STUECKGUT-SMALLS-DETAIL | | | |
| 27 | INSGES.-TOTAL A+B | 188 | 13 |

EISENBahn - RAILWAY - CHEMIN DE FER
 DURCHGANGSVERKEHR NACH GUETERGRUPPE
 TRANSIT TRAFFIC BY GROUP OF GOODS
 TRAFIC DE TRANSIT PAR GROUPE DE MARCHANDISES

3.1.05 (1B)
 BELGIQUE/BELGIE
 1983
 1000 T/MIO TKM

| 24 | NST/R | | |
|----------------------------|-------------------|--------|---------|
| QUETERGRUPPE | | 1000 T | MIO TKM |
| GROUP OF GOODS | | | |
| GROUPE DE MARCHANDISES | | | |
| A. WAGENLADUNGEN | | | |
| FULL WAGONS | | | |
| WAGONS COMPLET | | | |
| 01 | 01 | 285 | 45 |
| 02 | 02,03 | 86 | 15 |
| 03 | 00,06 | 1 | 0 |
| 04 | 05 | 32 | 7 |
| 05 | 04,09 | 10 | 2 |
| 06 | 11,12,13,14,16,17 | 218 | 42 |
| 07 | 18 | 58 | 9 |
| 08 | 21,22,23 | 1947 | 260 |
| 09 | 31 | 0 | 0 |
| 10 | 32,33,34 | 95 | 10 |
| 11 | 41,46 | 36 | 6 |
| 12 | 45 | 6 | 1 |
| 13 | 51,52,53,54,55,56 | 602 | 109 |
| 14 | 64,69 | 26 | 6 |
| 15 | 61,62,63,65 | 31 | 6 |
| 16 | 71,72 | 577 | 77 |
| 17 | 83 | 11 | 2 |
| 18 | 81,82,89 | 476 | 81 |
| 19 | 84 | 14 | 3 |
| 20 | 91,92,93 | 124 | 23 |
| 21 | 94 | 45 | 5 |
| 22 | 95 | 18 | 3 |
| 23 | 96,97 | 100 | 21 |
| 24 | 99 | 347 | 55 |
| 25 | ZUSAMMEN-TOTAL A | 5144 | 789 |
| B. STUECKGUT-SMALLS-DETAIL | | | |
| 27 | INSGES.-TOTAL A+B | 5153 | 789 |

EISENBahn - RAILWAY - CHEMIN DE FER
 DURCHGANGSVERKEHR NACH GUETERGRUPPE
 TRANSIT TRAFFIC BY GROUP OF GOODS
 TRAFIC DE TRANSIT PAR GROUPE DE MARCHANDISES

3.1.06 (1B)
 LUXEMBOURG
 1983
 1000 T/MIO TKM

| 24 | NST/R | | |
|----------------------------|-------------------|--------|---------|
| QUETERGRUPPE | | 1000 T | MIO TKM |
| GROUP OF GOODS | | | |
| GROUPE DE MARCHANDISES | | | |
| A. WAGENLADUNGEN | | | |
| FULL WAGONS | | | |
| WAGONS COMPLET | | | |
| 01 | 01 | 56 | 4 |
| 02 | 02,03 | 60 | 2 |
| 03 | 00,06 | 0 | 0 |
| 04 | 05 | 2 | 0 |
| 05 | 04,09 | 9 | 0 |
| 06 | 11,12,13,14,16,17 | 45 | 2 |
| 07 | 18 | 0 | 0 |
| 08 | 21,22,23 | 297 | 20 |
| 09 | 31 | 900 | 32 |
| 10 | 32,33,34 | 364 | 15 |
| 11 | 41,46 | 310 | 12 |
| 12 | 45 | 2 | 0 |
| 13 | 51,52,53,54,55,56 | 510 | 19 |
| 14 | 64,69 | 7 | 0 |
| 15 | 61,62,63,65 | 5 | 0 |
| 16 | 71,72 | 43 | 4 |
| 17 | 83 | 3 | 0 |
| 18 | 81,82,89 | 99 | 5 |
| 19 | 84 | 4 | 0 |
| 20 | 91,92,93 | 86 | 4 |
| 21 | 94 | 2 | 0 |
| 22 | 95 | 36 | 3 |
| 23 | 96,97 | 17 | 1 |
| 24 | 99 | 1174 | 15 |
| 25 | ZUSAMMEN-TOTAL A | 4032 | 138 |
| B. STUECKGUT-SMALLS-DETAIL | | | |
| 27 | INSGES.-TOTAL A+B | 4033 | 138 |

EISENBahn - RAILWAY - CHEMIN DE FER
 DURCHGANGSVERKEHR NACH GUETERGRUPPE
 TRANSIT TRAFFIC BY GROUP OF GOODS
 TRAFIC DE TRANSIT PAR GROUPE DE MARCHANDISES

3.1.09 (1B)
 DANMARK
 1983
 1000 T/MIO TKM

| 24 ! NST/R ! ! ! | ! | ! | ! |
|------------------------------|----------|-----------|---|
| GUETERGRUPPE ! ! ! | ! | ! | ! |
| GROUP OF GOODS ! ! ! | ! | ! | ! |
| GROUPE DE MARCHANDISES ! ! ! | 1000 T ! | MIO TKM ! | ! |
| A. WAGENLADUNGEN ! | ! | ! | ! |
| FULL WAGONS ! | ! | ! | ! |
| WAGONS COMPLET ! | ! | ! | ! |
| 01 !01 ! | 0 ! | 0 ! | ! |
| 02 !02,03 ! | 111 ! | 29 ! | ! |
| 03 !00,06 ! | 1 ! | 0 ! | ! |
| 04 !05 ! | 311 ! | 90 ! | ! |
| 05 !04,09 ! | 11 ! | 3 ! | ! |
| 06 !11,12,13,14,16,17 ! | 125 ! | 33 ! | ! |
| 07 !18 ! | 2 ! | 0 ! | ! |
| 08 !21,22,23 ! | 2 ! | 1 ! | ! |
| 09 !31 ! | - ! | - ! | ! |
| 10 !32,33,34 ! | 5 ! | 1 ! | ! |
| 11 !41,46 ! | 10 ! | 3 ! | ! |
| 12 !45 ! | 3 ! | 1 ! | ! |
| 13 !51,52,53,54,55,56 ! | 187 ! | 49 ! | ! |
| 14 !64,69 ! | 20 ! | 5 ! | ! |
| 15 !61,62,63,65 ! | 32 ! | 9 ! | ! |
| 16 !71,72 ! | 4 ! | 1 ! | ! |
| 17 !83 ! | - ! | - ! | ! |
| 18 !81,82,89 ! | 198 ! | 54 ! | ! |
| 19 !84 ! | 16 ! | 4 ! | ! |
| 20 !91,92,93 ! | 158 ! | 42 ! | ! |
| 21 !94 ! | 14 ! | 4 ! | ! |
| 22 !95 ! | 43 ! | 11 ! | ! |
| 23 !96,97 ! | 241 ! | 63 ! | ! |
| 24 !99 ! | 66 ! | 17 ! | ! |
| 25 !ZUSAMMEN-TOTAL A ! | 1560 ! | 420 ! | ! |
| B. STUECKGUT-SMALLS-DETAIL ! | 13 ! | - ! | ! |
| 27 INSGES.-TOTAL A+B ! | 1573 ! | 420 ! | ! |

EISENBahn - RAILWAY - CHEMIN DE FER
 DURCHGANGSVERKEHR NACH GUETERGRUPPE
 TRANSIT TRAFFIC BY GROUP OF GOODS
 TRAFIC DE TRANSIT PAR GROUPE DE MARCHANDISES

3.1.11 (1B)
 EUR
 1983
 1000 T/MIO TKM

| 24 ! NST/R ! ! ! | ! | ! | ! |
|------------------------------|----------|-----------|---|
| GUETERGRUPPE ! ! ! | ! | ! | ! |
| GROUP OF GOODS ! ! ! | ! | ! | ! |
| GROUPE DE MARCHANDISES ! ! ! | 1000 T ! | MIO TKM ! | ! |
| A. WAGENLADUNGEN ! | ! | ! | ! |
| FULL WAGONS ! | ! | ! | ! |
| WAGONS COMPLET ! | ! | ! | ! |
| 01 !01 ! | . ! | 98 ! | ! |
| 02 !02,03 ! | . ! | 972 ! | ! |
| 03 !00,06 ! | . ! | 5 ! | ! |
| 04 !05 ! | . ! | 390 ! | ! |
| 05 !04,09 ! | . ! | 88 ! | ! |
| 06 !11,12,13,14,16,17 ! | . ! | 506 ! | ! |
| 07 !18 ! | . ! | 34 ! | ! |
| 08 !21,22,23 ! | . ! | 406 ! | ! |
| 09 !31 ! | . ! | 33 ! | ! |
| 10 !32,33,34 ! | . ! | 525 ! | ! |
| 11 !41,46 ! | . ! | 54 ! | ! |
| 12 !45 ! | . ! | 19 ! | ! |
| 13 !51,52,53,54,55,56 ! | . ! | 864 ! | ! |
| 14 !64,69 ! | . ! | 51 ! | ! |
| 15 !61,62,63,65 ! | . ! | 134 ! | ! |
| 16 !71,72 ! | . ! | 146 ! | ! |
| 17 !83 ! | . ! | 41 ! | ! |
| 18 !81,82,89 ! | . ! | 782 ! | ! |
| 19 !84 ! | . ! | 162 ! | ! |
| 20 !91,92,93 ! | . ! | 588 ! | ! |
| 21 !94 ! | . ! | 51 ! | ! |
| 22 !95 ! | . ! | 75 ! | ! |
| 23 !96,97 ! | . ! | 661 ! | ! |
| 24 !99 ! | . ! | 2127 ! | ! |
| 25 !ZUSAMMEN-TOTAL A ! | . ! | 8812 ! | ! |
| B. STUECKGUT-SMALLS-DETAIL ! | . ! | . ! | ! |
| 27 INSGES.-TOTAL A+B ! | . ! | . ! | ! |

EISENBAHN - RAILWAY - CHEMIN DE FER 3.2.02:1 (5B)
 DURCHGANGSVERKEHR NACH LAND FRANCE
 TRANSIT TRAFFIC BY COUNTRY 1983
 TRAFIC DE TRANSIT PAR PAYS 1000 T

| BELADELAND COUNTRY OF LOADING PAYS DE CHARGEMENT | ENTLADELAND | | | COUNTRY OF UNLOADING | | | | | | PAYS DE DECHARGEMENT | | | |
|--|-------------|----|------|----------------------|-----|----|-----|----|----|----------------------|----|------|--|
| | 01 | 02 | 03 | 04 | 05 | 06 | 07 | 08 | 09 | 10 | 20 | | |
| 01 BR DEUTSCHLAND | 0 | - | 12 | - | 6 | 15 | 6 | - | - | - | - | 39 | |
| 02 FRANCE | 5 | - | 1 | - | - | - | - | - | - | - | - | 982 | |
| 03 ITALIA | 2 | - | 25 | 5 | 574 | 2 | 395 | 1 | - | 1 | - | 28 | |
| 04 NEDERLAND | 12 | - | 1004 | 0 | 0 | - | 0 | - | - | - | 0 | 1016 | |
| 05 BELGIQUE/BELGIE | 161 | - | 46 | - | - | - | 0 | - | - | - | - | 207 | |
| 06 LUXEMBOURG | 8 | - | 160 | 0 | - | - | - | - | - | - | 0 | 168 | |
| 07 UNITED KINGDOM | - | - | 1 | - | - | - | - | - | - | - | - | - | |
| 08 IRELAND | - | - | - | - | - | - | - | - | - | - | - | 1 | |
| 09 DANMARK | - | - | - | - | - | - | - | - | - | - | 0 | - | |
| 10 HELLAS | - | - | - | - | - | - | - | - | - | - | - | 0 | |
| 20 EUR | 189 | - | 1248 | 5 | 581 | 16 | 402 | - | 1 | 0 | - | 2441 | |
| 28 NORWAY | - | - | - | - | - | - | - | - | - | - | - | - | |
| 30 SWEDEN | - | - | - | - | - | - | - | - | - | - | - | - | |
| 32 FINLAND | - | - | - | - | - | - | - | - | - | - | - | - | |
| 36 SWITZERLAND | 3 | - | - | 2 | 88 | 5 | 62 | 0 | 1 | - | - | 162 | |
| 38 AUSTRIA | - | - | - | - | 0 | - | 2 | - | - | - | - | 2 | |
| 40 PORTUGAL | 7 | - | 2 | 0 | 0 | - | 0 | - | - | - | - | 10 | |
| 42 SPAIN | 302 | - | 29 | 53 | 56 | 0 | 177 | - | 14 | - | - | 631 | |
| 48 YUGOSLAVIA | - | - | - | 1 | 4 | - | 7 | - | - | - | - | 12 | |
| 52 TURKEY | - | - | - | - | - | - | - | - | - | - | - | - | |
| 56 USSR | - | - | - | - | - | - | - | - | - | - | - | - | |
| 58 GERMAN DR | - | - | - | - | 0 | - | - | - | - | - | - | 0 | |
| 60 POLAND | - | - | - | - | - | - | - | - | - | - | - | 0 | |
| 62 CZECHOSLOVAKIA | - | - | - | - | - | - | 0 | - | - | - | - | 0 | |
| 64 HUNGARY | - | - | - | 0 | - | - | 0 | - | - | - | - | 0 | |
| 66 RUMANIA | - | - | - | - | - | - | 0 | - | - | - | - | 0 | |
| 68 BULGARIA | - | - | - | - | - | - | 1 | - | - | - | - | 1 | |
| 71 TOTAL STATE TRADING | - | - | - | 1 | 4 | - | 9 | - | - | - | - | 14 | |
| 72 OTHER EUROP. COUNTRIES | - | - | - | - | - | - | - | - | - | - | - | - | |
| 80 NEAR AND MIDDLE EAST | - | - | - | - | - | - | - | - | - | - | - | - | |
| 83 OTHER COUNTRIES | - | - | - | - | - | - | - | - | - | - | - | - | |
| 88 TOTAL THIRD COUNTRIES | 312 | - | 32 | 57 | 148 | 5 | 250 | 0 | 15 | - | - | 819 | |
| 95 ZUSAMMEN-TOTAL | 501 | - | 1279 | 61 | 729 | 21 | 652 | 0 | 16 | 0 | - | 3260 | |

EISENBAHN - RAILWAY - CHEMIN DE FER 3.2.02:2 (5B)
 DURCHGANGSVERKEHR NACH LAND FRANCE
 TRANSIT TRAFFIC BY COUNTRY 1983
 TRAFIC DE TRANSIT PAR PAYS 1000 T

| BELADELAND COUNTRY OF LOADING PAYS DE CHARGEMENT | ENTLADELAND | | | COUNTRY OF UNLOADING | | | | | | PAYS DE DECHARGEMENT | | | |
|--|-------------|----|----|----------------------|----|----|-----|----|----|----------------------|----|----|--|
| | 28 | 30 | 32 | 36 | 38 | 40 | 42 | 48 | 52 | 56 | 58 | | |
| 01 BR DEUTSCHLAND | - | - | - | 54 | - | 7 | 53 | - | - | - | - | - | |
| 02 FRANCE | - | - | - | - | - | - | - | - | - | - | - | - | |
| 03 ITALIA | - | - | - | - | - | 20 | 16 | - | - | - | - | - | |
| 04 NEDERLAND | - | - | - | 59 | - | 1 | 10 | 0 | - | - | - | - | |
| 05 BELGIQUE/BELGIE | - | - | - | 1459 | - | 1 | 4 | 8 | - | - | - | - | |
| 06 LUXEMBOURG | - | - | - | 148 | - | - | - | 0 | - | - | - | - | |
| 07 UNITED KINGDOM | - | 0 | - | 76 | 0 | 15 | 12 | 7 | 0 | - | - | - | |
| 08 IRELAND | - | - | - | - | - | - | - | - | - | - | - | - | |
| 09 DANMARK | - | - | - | - | - | - | - | 0 | - | - | - | - | |
| 10 HELLAS | - | - | - | - | - | - | - | - | - | - | - | - | |
| 20 EUR | - | 0 | - | 1797 | 0 | 44 | 95 | 15 | 0 | - | - | - | |
| 28 NORWAY | - | - | - | - | - | - | 0 | - | - | - | - | - | |
| 30 SWEDEN | - | - | - | - | - | - | 4 | - | - | - | - | - | |
| 32 FINLAND | - | - | - | - | - | - | - | - | - | - | - | - | |
| 36 SWITZERLAND | 0 | - | - | 0 | - | 3 | 3 | - | - | - | - | 0 | |
| 38 AUSTRIA | - | - | - | - | - | 0 | 0 | - | - | - | - | - | |
| 40 PORTUGAL | 0 | 0 | - | 2 | 0 | - | - | 0 | - | - | - | 0 | |
| 42 SPAIN | 1 | 29 | - | 51 | 3 | - | - | 1 | 0 | - | - | 32 | |
| 48 YUGOSLAVIA | - | - | - | - | - | 0 | 1 | - | - | - | - | - | |
| 52 TURKEY | - | - | - | - | - | - | - | - | - | - | - | - | |
| 56 USSR | - | - | - | - | - | - | - | - | - | - | - | - | |
| 58 GERMAN DR | - | - | - | - | - | 0 | 1 | - | - | - | - | - | |
| 60 POLAND | - | - | - | - | - | 0 | 0 | - | - | - | - | - | |
| 62 CZECHOSLOVAKIA | - | - | - | - | - | 1 | 3 | - | - | - | - | - | |
| 64 HUNGARY | - | - | - | - | - | 0 | 1 | - | - | - | - | - | |
| 66 RUMANIA | - | - | - | - | - | - | - | - | - | - | - | - | |
| 68 BULGARIA | - | - | - | - | - | - | 0 | - | - | - | - | - | |
| 71 TOTAL STATE TRADING | - | - | - | - | - | 1 | 5 | - | - | - | - | - | |
| 72 OTHER EUROP. COUNTRIES | - | - | - | - | - | - | - | - | - | - | - | - | |
| 80 NEAR AND MIDDLE EAST | - | - | - | - | - | - | - | - | - | - | - | - | |
| 83 OTHER COUNTRIES | - | - | - | - | - | - | - | - | - | - | - | - | |
| 88 TOTAL THIRD COUNTRIES | 2 | 29 | - | 53 | 4 | 5 | 13 | 1 | 0 | - | - | 32 | |
| 95 ZUSAMMEN-TOTAL | 2 | 29 | - | 1850 | 4 | 48 | 108 | 16 | 0 | - | - | 32 | |

DURCHGANGSVERKEHR NACH LAND

FRANCE

TRANSIT TRAFFIC BY COUNTRY

1983

TRAFIC DE TRANSIT PAR PAYS

1000 T

| BELADELAND COUNTRY OF LOADING PAYS DE CHARGEMENT | ENTLADELAND - COUNTRY OF UNLOADING | | | | | | | | | | PAYS DE DECHARGEMENT | | | |
|--|------------------------------------|----|----|----|----|-----|----|----|----|------|----------------------|--|--|--|
| | 60 | 62 | 64 | 66 | 68 | 71 | 72 | 80 | 83 | 88 | 95 | | | |
| 01 BR DEUTSCHLAND | - | - | - | - | - | - | - | - | - | 114 | 154 | | | |
| 02 FRANCE | - | - | - | - | - | - | - | - | - | - | - | | | |
| 03 ITALIA | - | - | - | - | - | - | - | - | - | 36 | 1018 | | | |
| 04 NEDERLAND | - | - | 0 | - | - | 0 | - | - | - | 71 | 99 | | | |
| 05 BELGIQUE/BELGIE | 0 | - | 3 | 1 | 0 | 12 | - | - | - | 1476 | 2492 | | | |
| 06 LUXEMBOURG | - | - | - | - | - | 0 | - | - | - | 148 | 355 | | | |
| 07 UNITED KINGDOM | - | 0 | 1 | 5 | 4 | 17 | - | - | - | 120 | 288 | | | |
| 08 IRELAND | - | - | - | - | - | - | - | - | - | - | - | | | |
| 09 DANMARK | - | - | - | - | - | - | - | - | - | 0 | 1 | | | |
| 10 HELLAS | - | - | - | - | - | - | - | - | - | - | 0 | | | |
| 20 EUR | 0 | 0 | 4 | 5 | 5 | 30 | - | - | - | 1965 | 4407 | | | |
| 28 NORWAY | - | - | - | - | - | - | - | - | - | 0 | 0 | | | |
| 30 SWEDEN | - | - | - | - | - | - | - | - | - | 4 | 4 | | | |
| 32 FINLAND | - | - | - | - | - | - | - | - | - | - | - | | | |
| 36 SWITZERLAND | - | - | - | - | - | 0 | - | - | - | 7 | 168 | | | |
| 38 AUSTRIA | - | - | - | - | - | - | - | - | - | 1 | 3 | | | |
| 40 PORTUGAL | 0 | 0 | - | - | - | 0 | - | - | - | 2 | 12 | | | |
| 42 SPAIN | 0 | 42 | 0 | 0 | - | 75 | - | - | - | 160 | 791 | | | |
| 48 YUGOSLAVIA | - | - | - | - | - | - | - | - | - | 1 | 13 | | | |
| 52 TURKEY | - | - | - | - | - | - | - | - | - | - | - | | | |
| 54 USSR | - | - | - | - | - | - | - | - | - | - | - | | | |
| 58 GERMAN DR | - | - | - | - | - | - | - | - | - | 1 | 1 | | | |
| 60 POLAND | - | - | - | - | - | - | - | - | - | 0 | 0 | | | |
| 62 CZECHOSLOVAKIA | - | - | - | - | - | - | - | - | - | 4 | 4 | | | |
| 64 HUNGARY | - | - | - | - | - | - | - | - | - | 1 | 1 | | | |
| 66 RUMANIA | - | - | - | - | - | - | - | - | - | - | 0 | | | |
| 68 BULGARIA | - | - | - | - | - | - | - | - | - | 0 | 1 | | | |
| 71 TOTAL STATE TRADING | - | - | - | - | - | - | - | - | - | 6 | 20 | | | |
| 72 OTHER EUROP. COUNTRIES | - | - | - | - | - | - | - | - | - | - | - | | | |
| 80 NEAR AND MIDDLE EAST | - | - | - | - | - | - | - | - | - | - | - | | | |
| 83 OTHER COUNTRIES | - | - | - | - | - | - | - | - | - | - | - | | | |
| 88 TOTAL THIRD COUNTRIES | 0 | 42 | 0 | 0 | - | 75 | - | - | - | 180 | 999 | | | |
| 95 ZUSAMMEN-TOTAL | 0 | 42 | 4 | 5 | 5 | 105 | - | - | - | 2146 | 5406 | | | |

EISENBAHN - RAILWAY - CHEMIN DE FER 3.2.03:1 (5B)
 DURCHGANGSVERKEHR NACH LAND ITALIA
 TRANSIT TRAFFIC BY COUNTRY 1983
 TRAFIC DE TRANSIT PAR PAYS 1000 T

| BELADELAND COUNTRY OF LOADING PAYS DE CHARGEMENT | ENTLADELAND | | | COUNTRY OF UNLOADING | | | | | | PAYS DE DECHARGEMENT | | |
|--|-------------|----|----|----------------------|----|----|----|----|----|----------------------|----|--|
| | 01 | 02 | 03 | 04 | 05 | 06 | 07 | 08 | 09 | 10 | 20 | |
| 01 BR DEUTSCHLAND | - | - | - | - | - | - | - | - | - | - | - | |
| 02 FRANCE | - | - | - | - | - | - | - | - | - | 5 | 5 | |
| 03 ITALIA | - | - | - | - | - | - | - | - | - | - | - | |
| 04 NEDERLAND | - | 0 | - | - | - | - | - | - | - | - | 0 | |
| 05 BELGIQUE/BELGIE | - | - | - | - | - | - | - | - | - | - | - | |
| 06 LUXEMBOURG | - | - | - | - | - | - | - | - | - | - | - | |
| 07 UNITED KINGDOM | - | - | - | - | - | - | - | - | - | - | - | |
| 08 IRELAND | - | - | - | - | - | - | - | - | - | - | - | |
| 09 DANMARK | - | - | - | - | - | - | - | - | - | - | - | |
| 10 HELLAS | - | 0 | - | - | - | - | - | - | - | - | 0 | |
| 20 EUR | - | 1 | - | - | - | - | - | - | - | 5 | 6 | |
| 28 NORWAY | - | - | - | - | - | - | - | - | - | - | - | |
| 30 SWEDEN | - | - | - | - | - | - | - | - | - | - | - | |
| 32 FINLAND | - | - | - | - | - | - | - | - | - | - | - | |
| 36 SWITZERLAND | - | 0 | - | - | - | - | - | - | - | 0 | 0 | |
| 38 AUSTRIA | - | 3 | - | - | - | - | - | - | - | - | 3 | |
| 40 PORTUGAL | - | - | - | - | - | - | - | - | - | - | - | |
| 42 SPAIN | - | - | - | - | - | - | - | - | - | 0 | 0 | |
| 48 YUGOSLAVIA | 0 | 34 | - | - | - | - | - | 6 | - | - | 40 | |
| 52 TURKEY | - | 0 | - | - | - | - | - | - | - | - | 0 | |
| 56 USSR | - | - | - | - | - | - | - | - | - | - | - | |
| 58 GERMAN DR | - | - | - | - | - | - | - | - | - | - | - | |
| 60 POLAND | - | - | - | - | - | - | - | - | - | - | - | |
| 62 CZECHOSLOVAKIA | - | - | - | - | - | - | - | - | - | - | - | |
| 64 HUNGARY | - | 19 | - | - | - | - | - | - | - | - | 19 | |
| 66 RUMANIA | - | 27 | - | - | - | - | - | - | - | - | 27 | |
| 68 BULGARIA | - | 1 | - | - | - | - | - | - | - | - | 1 | |
| 71 TOTAL STATE TRADING | 0 | 82 | - | - | - | - | - | 6 | - | - | 88 | |
| 72 OTHER EUROP. COUNTRIES | - | 0 | - | - | - | - | - | - | - | - | 0 | |
| 80 NEAR AND MIDDLE EAST | - | - | - | - | - | - | - | - | - | - | - | |
| 83 OTHER COUNTRIES | - | - | - | - | - | - | - | - | - | - | - | |
| 88 TOTAL THIRD COUNTRIES | 0 | 85 | - | - | - | - | - | 6 | - | 0 | 91 | |
| 95 ZUSAMMEN-TOTAL | 0 | 86 | - | - | - | - | - | 6 | - | 5 | 97 | |

EISENBAHN - RAILWAY - CHEMIN DE FER 3.2.03:2 (5B)
 DURCHGANGSVERKEHR NACH LAND ITALIA
 TRANSIT TRAFFIC BY COUNTRY 1983
 TRAFIC DE TRANSIT PAR PAYS 1000 T

| BELADELAND COUNTRY OF LOADING PAYS DE CHARGEMENT | ENTLADELAND | | | COUNTRY OF UNLOADING | | | | | | PAYS DE DECHARGEMENT | | |
|--|-------------|----|----|----------------------|----|----|----|----|----|----------------------|----|--|
| | 28 | 30 | 32 | 36 | 38 | 40 | 42 | 48 | 52 | 56 | 58 | |
| 01 BR DEUTSCHLAND | - | - | - | - | - | - | - | - | - | - | - | |
| 02 FRANCE | - | - | - | 0 | 12 | - | - | 47 | - | - | - | |
| 03 ITALIA | - | - | - | - | - | - | - | - | - | - | - | |
| 04 NEDERLAND | - | - | - | - | - | - | - | - | - | - | - | |
| 05 BELGIQUE/BELGIE | - | - | - | - | - | - | - | - | - | - | - | |
| 06 LUXEMBOURG | - | - | - | - | - | - | - | 0 | - | - | - | |
| 07 UNITED KINGDOM | - | - | - | - | - | - | - | 2 | - | - | - | |
| 08 IRELAND | - | - | - | - | - | - | - | - | - | - | - | |
| 09 DANMARK | - | - | - | - | - | - | - | - | - | - | - | |
| 10 HELLAS | - | - | - | 0 | - | - | - | - | - | - | - | |
| 20 EUR | - | - | - | 0 | 12 | - | - | 48 | - | - | - | |
| 28 NORWAY | - | - | - | - | - | - | - | - | - | - | - | |
| 30 SWEDEN | - | - | - | - | - | - | - | - | - | - | - | |
| 32 FINLAND | - | - | - | - | - | - | - | - | - | - | - | |
| 36 SWITZERLAND | - | - | - | - | 0 | - | - | 5 | - | - | - | |
| 38 AUSTRIA | - | - | - | 0 | - | 0 | 1 | 0 | - | - | - | |
| 40 PORTUGAL | - | - | - | - | 0 | - | - | 0 | - | - | - | |
| 42 SPAIN | - | - | - | - | 0 | - | - | 1 | - | - | - | |
| 48 YUGOSLAVIA | - | - | - | 56 | - | 0 | 2 | - | 0 | - | - | |
| 52 TURKEY | - | - | - | - | - | - | - | - | - | - | - | |
| 56 USSR | - | - | - | - | - | - | - | - | - | - | - | |
| 58 GERMAN DR | - | - | - | - | - | - | - | - | - | - | - | |
| 60 POLAND | - | - | - | - | - | - | - | 0 | - | - | - | |
| 62 CZECHOSLOVAKIA | - | - | - | - | - | - | - | 0 | - | - | - | |
| 64 HUNGARY | - | - | - | 3 | - | - | - | 1 | - | - | - | |
| 66 RUMANIA | - | - | - | 0 | - | 0 | - | 0 | - | - | - | |
| 68 BULGARIA | - | - | - | 0 | - | - | - | 0 | - | - | - | |
| 71 TOTAL STATE TRADING | - | - | - | 60 | - | 0 | 3 | - | - | - | - | |
| 72 OTHER EUROP. COUNTRIES | - | - | - | - | - | - | - | - | - | - | - | |
| 80 NEAR AND MIDDLE EAST | - | - | - | - | - | - | - | - | - | - | - | |
| 83 OTHER COUNTRIES | - | - | - | - | - | - | - | - | - | - | - | |
| 88 TOTAL THIRD COUNTRIES | - | - | - | 60 | 0 | 0 | 4 | 6 | 0 | - | - | |
| 95 ZUSAMMEN-TOTAL | - | - | - | 60 | 12 | 0 | 4 | 55 | 0 | - | - | |

DURCHGANGSVERKEHR NACH LAND

ITALIA

TRANSIT TRAFFIC BY COUNTRY

1983

TRAFIC DE TRANSIT PAR PAYS

1000 T

| BELADELAND COUNTRY OF LOADING PAYS DE CHARGEMENT | ENTLADELAND | | | COUNTRY OF UNLOADING | | | | | PAYS DE DECHARGEMENT | | | |
|--|-------------|----|----|----------------------|----|----|----|----|----------------------|-----|-----|---|
| | 60 | 62 | 64 | 66 | 68 | 71 | 72 | 80 | 83 | 88 | 95 | |
| 01 BR DEUTSCHLAND | - | - | - | - | - | - | - | - | - | - | - | - |
| 02 FRANCE | 0 | - | 3 | 3 | 3 | 55 | - | - | - | 67 | 72 | - |
| 03 ITALIA | - | - | - | - | - | - | - | - | - | - | - | - |
| 04 NEDERLAND | - | - | - | - | - | - | - | - | - | - | 0 | - |
| 05 BELGIQUE/BELGIE | - | - | - | - | - | - | - | - | - | - | - | - |
| 06 LUXEMBOURG | - | - | - | - | - | 0 | - | - | - | 0 | 0 | - |
| 07 UNITED KINGDOM | - | - | - | - | 0 | 2 | - | - | - | 2 | 2 | - |
| 08 IRELAND | - | - | - | - | - | - | - | - | - | - | - | - |
| 09 DANMARK | - | - | - | - | - | - | - | - | - | - | - | - |
| 10 HELLAS | - | - | - | - | - | - | - | - | - | 0 | 0 | - |
| 20 EUR | 0 | - | 3 | 3 | 3 | 57 | - | - | - | 69 | 75 | - |
| 28 NORWAY | - | - | - | - | - | - | - | - | - | - | - | - |
| 30 SWEDEN | - | - | - | - | - | - | - | - | - | - | - | - |
| 32 FINLAND | - | - | - | - | - | - | - | - | - | - | - | - |
| 36 SWITZERLAND | - | - | 0 | 0 | 0 | 6 | - | - | - | 6 | 6 | - |
| 38 AUSTRIA | - | - | - | - | - | - | - | - | - | 1 | 4 | - |
| 40 PORTUGAL | - | - | - | 0 | - | 0 | - | - | - | 0 | 0 | - |
| 42 SPAIN | - | - | 0 | 1 | 1 | 3 | 0 | - | - | 3 | 3 | - |
| 48 YUGOSLAVIA | - | - | - | - | - | - | - | - | - | 58 | 98 | - |
| 52 TURKEY | - | - | - | - | - | - | - | - | - | - | 0 | - |
| 56 USSR | - | - | - | - | - | - | - | - | - | - | - | - |
| 58 GERMAN DR | - | - | - | - | - | - | - | - | - | - | - | - |
| 60 POLAND | - | - | - | - | - | - | - | - | - | - | - | - |
| 62 CZECHOSLOVAKIA | - | - | - | - | - | - | - | - | - | 0 | 0 | - |
| 64 HUNGARY | - | - | - | - | - | - | - | - | - | 3 | 23 | - |
| 66 RUMANIA | - | - | - | - | - | - | 1 | - | - | 2 | 29 | - |
| 68 BULGARIA | - | - | - | - | - | - | - | - | - | 0 | 1 | - |
| 71 TOTAL STATE TRADING | - | - | - | - | - | - | 1 | - | - | 64 | 152 | - |
| 72 OTHER EUROP. COUNTRIES | - | - | - | - | - | - | 98 | - | - | 98 | 98 | - |
| 80 NEAR AND MIDDLE EAST | - | - | - | - | - | - | - | - | - | - | - | - |
| 83 OTHER COUNTRIES | - | - | - | - | - | - | - | - | - | - | - | - |
| 88 TOTAL THIRD COUNTRIES | - | - | 0 | 1 | 1 | 9 | 99 | - | - | 172 | 264 | - |
| 95 ZUSAMMEN-TOTAL | 0 | - | 3 | 3 | 4 | 66 | 99 | - | - | 241 | 338 | - |

DURCHGANGSVERKEHR NACH LAND

NEDERLAND

TRANSIT TRAFFIC BY COUNTRY

1983

TRAFIC DE TRANSIT PAR PAYS

1000 T

| BELADELAND COUNTRY OF LOADING PAYS DE CHARGEMENT | ENTLADELAND | | | | COUNTRY OF UNLOADING | | | | PAYS DE DECHARGEMENT | | | |
|--|-------------|----|----|----|----------------------|----|----|----|----------------------|----|-----|--|
| | 01 | 02 | 03 | 04 | 05 | 06 | 07 | 08 | 09 | 10 | 20 | |
| 01 BR DEUTSCHLAND | 1 | 22 | - | - | 95 | - | 0 | - | - | - | 119 | |
| 02 FRANCE | 0 | - | - | - | - | - | - | - | - | - | 0 | |
| 03 ITALIA | - | - | - | - | - | - | - | - | - | - | - | |
| 04 NEDERLAND | - | - | - | - | - | - | - | - | - | - | - | |
| 05 BELGIE/BELGIE | 68 | 0 | - | - | - | - | - | - | 0 | - | 68 | |
| 06 LUXEMBOURG | - | - | - | - | - | - | - | - | - | - | - | |
| 07 UNITED KINGDOM | - | - | - | - | - | - | - | - | - | - | - | |
| 08 IRELAND | - | - | - | - | - | - | - | - | - | - | - | |
| 09 DANMARK | - | - | - | - | - | - | - | - | - | - | - | |
| 10 HELLAS | - | - | - | - | - | - | - | - | - | - | - | |
| 20 EUR | 70 | 23 | - | - | 95 | - | 0 | - | 0 | - | 187 | |
| 28 NORWAY | - | - | - | - | - | - | - | - | - | - | - | |
| 30 SWEDEN | - | - | - | - | - | - | - | - | - | - | - | |
| 32 FINLAND | - | - | - | - | - | - | - | - | - | - | - | |
| 36 SWITZERLAND | - | - | - | - | - | - | - | - | - | - | - | |
| 38 AUSTRIA | - | - | - | - | - | - | - | - | - | - | - | |
| 40 PORTUGAL | - | - | - | - | - | - | - | - | - | - | - | |
| 42 SPAIN | - | - | - | - | - | - | - | - | - | - | - | |
| 48 YUGOSLAVIA | - | - | - | - | 0 | - | - | - | - | - | 0 | |
| 52 TURKEY | - | - | - | - | - | - | - | - | - | - | - | |
| 56 USSR | - | - | - | - | - | - | - | - | - | - | - | |
| 58 GERMAN DR | - | - | - | - | 0 | - | - | - | - | - | 0 | |
| 60 POLAND | - | - | - | - | - | - | - | - | - | - | - | |
| 62 CZECHOSLOVAKIA | - | - | - | - | 0 | - | - | - | - | - | 0 | |
| 64 HUNGARY | - | - | - | - | 0 | - | - | - | - | - | 0 | |
| 66 RUMANIA | - | - | - | - | 0 | - | - | - | - | - | 0 | |
| 68 BULGARIA | - | - | - | - | - | - | - | - | - | - | - | |
| 71 TOTAL STATE TRADING | - | - | - | - | 0 | - | - | - | - | - | 0 | |
| 72 OTHER EUROP. COUNTRIES | - | - | - | - | - | - | - | - | - | - | - | |
| 80 NEAR AND MIDDLE EAST | - | - | - | - | - | - | - | - | - | - | - | |
| 83 OTHER COUNTRIES | - | - | - | - | - | - | - | - | - | - | - | |
| 88 TOTAL THIRD COUNTRIES | - | - | - | - | 0 | - | - | - | - | - | 0 | |
| 95 ZUSAMMEN-TOTAL | 70 | 23 | - | - | 95 | - | 0 | - | 0 | - | 187 | |

DURCHGANGSVERKEHR NACH LAND

NEDERLAND

TRANSIT TRAFFIC BY COUNTRY

1983

TRAFIC DE TRANSIT PAR PAYS

1000 T

| BELADELAND COUNTRY OF LOADING PAYS DE CHARGEMENT | ENTLADELAND | | | | COUNTRY OF UNLOADING | | | | PAYS DE DECHARGEMENT | | | |
|--|-------------|----|----|----|----------------------|----|----|----|----------------------|----|----|--|
| | 28 | 30 | 32 | 36 | 38 | 40 | 42 | 48 | 52 | 56 | 58 | |
| 01 BR DEUTSCHLAND | - | - | - | - | - | - | - | - | - | - | - | |
| 02 FRANCE | - | 0 | - | - | - | - | - | - | - | - | - | |
| 03 ITALIA | - | - | - | - | - | - | - | - | - | - | - | |
| 04 NEDERLAND | - | - | - | - | - | - | - | - | - | - | - | |
| 05 BELGIE/BELGIE | - | 0 | - | - | - | - | - | - | - | - | - | |
| 06 LUXEMBOURG | - | - | - | - | - | - | - | - | - | - | - | |
| 07 UNITED KINGDOM | - | - | - | - | - | - | - | - | - | - | - | |
| 08 IRELAND | - | - | - | - | - | - | - | - | - | - | - | |
| 09 DANMARK | - | - | - | - | - | - | - | - | - | - | - | |
| 10 HELLAS | - | - | - | - | - | - | - | - | - | - | - | |
| 20 EUR | - | 0 | - | - | - | - | - | - | - | - | - | |
| 28 NORWAY | - | - | - | - | - | - | - | - | - | - | - | |
| 30 SWEDEN | - | - | - | - | - | - | - | - | - | - | - | |
| 32 FINLAND | - | - | - | - | - | - | - | - | - | - | - | |
| 36 SWITZERLAND | - | - | - | - | - | - | - | - | - | - | - | |
| 38 AUSTRIA | - | - | - | - | - | - | - | - | - | - | - | |
| 40 PORTUGAL | - | - | - | - | - | - | - | - | - | - | - | |
| 42 SPAIN | - | - | - | - | - | - | - | - | - | - | - | |
| 48 YUGOSLAVIA | - | - | - | - | - | - | - | - | - | - | - | |
| 52 TURKEY | - | - | - | - | - | - | - | - | - | - | - | |
| 56 USSR | - | - | - | - | - | - | - | - | - | - | - | |
| 58 GERMAN DR | - | - | - | - | - | - | - | - | - | - | - | |
| 60 POLAND | - | - | - | - | - | - | - | - | - | - | - | |
| 62 CZECHOSLOVAKIA | - | - | - | - | - | - | - | - | - | - | - | |
| 64 HUNGARY | - | - | - | - | - | - | - | - | - | - | - | |
| 66 RUMANIA | - | - | - | - | - | - | - | - | - | - | - | |
| 68 BULGARIA | - | - | - | - | - | - | - | - | - | - | - | |
| 71 TOTAL STATE TRADING | - | - | - | - | - | - | - | - | - | - | - | |
| 72 OTHER EUROP. COUNTRIES | - | - | - | - | - | - | - | - | - | - | - | |
| 80 NEAR AND MIDDLE EAST | - | - | - | - | - | - | - | - | - | - | - | |
| 83 OTHER COUNTRIES | - | - | - | - | - | - | - | - | - | - | - | |
| 88 TOTAL THIRD COUNTRIES | - | - | - | - | - | - | - | - | - | - | - | |
| 95 ZUSAMMEN-TOTAL | - | 0 | - | - | - | - | - | - | - | - | - | |

DURCHGANGSVERKEHR NACH LAND

NEDERLAND

TRANSIT TRAFFIC BY COUNTRY

1983

TRAFIC DE TRANSIT PAR PAYS

1000 T

| BELADELAND COUNTRY OF LOADING PAYS DE CHARGEMENT | ENTLADELAND - COUNTRY OF UNLOADING | | | | | | | | | | PAYS DE DECHARGEMENT | | | | |
|--|------------------------------------|----|----|----|----|----|----|----|----|----|----------------------|---|---|---|-----|
| | 60 | 62 | 64 | 66 | 68 | 71 | 72 | 80 | 83 | 88 | 95 | | | | |
| 01 BR DEUTSCHLAND | - | - | - | - | - | - | - | - | - | - | - | - | - | - | 119 |
| 02 FRANCE | - | - | - | - | - | - | - | - | - | - | - | - | - | - | 0 |
| 03 ITALIA | - | - | - | - | - | - | - | - | - | - | - | - | - | - | 0 |
| 04 NEDERLAND | - | - | - | - | - | - | - | - | - | - | - | - | - | - | - |
| 05 BELGIQUE/BELGIE | - | - | 0 | - | - | - | 0 | - | - | - | - | - | - | 0 | 68 |
| 06 LUXEMBOURG | - | - | - | - | - | - | - | - | - | - | - | - | - | - | - |
| 07 UNITED KINGDOM | - | - | - | - | - | - | - | - | - | - | - | - | - | - | - |
| 08 IRELAND | - | - | - | - | - | - | - | - | - | - | - | - | - | - | - |
| 09 DANMARK | - | - | - | - | - | - | - | - | - | - | - | - | - | - | - |
| 10 HELLAS | - | - | - | - | - | - | - | - | - | - | - | - | - | - | - |
| 20 EUR | - | - | 0 | - | - | - | 0 | - | - | - | - | - | - | 0 | 187 |
| 28 NORWAY | - | - | - | - | - | - | - | - | - | - | - | - | - | - | - |
| 30 SWEDEN | - | - | - | - | - | - | - | - | - | - | - | - | - | - | - |
| 32 FINLAND | - | - | - | - | - | - | - | - | - | - | - | - | - | - | - |
| 36 SWITZERLAND | - | - | - | - | - | - | - | - | - | - | - | - | - | - | - |
| 38 AUSTRIA | - | - | - | - | - | - | - | - | - | - | - | - | - | - | - |
| 40 PORTUGAL | - | - | - | - | - | - | - | - | - | - | - | - | - | - | - |
| 42 SPAIN | - | - | - | - | - | - | - | - | - | - | - | - | - | - | - |
| 48 YUGOSLAVIA | - | - | - | - | - | - | - | - | - | - | - | - | - | - | 0 |
| 52 TURKEY | - | - | - | - | - | - | - | - | - | - | - | - | - | - | - |
| 55 USSR | - | - | - | - | - | - | - | - | - | - | - | - | - | - | - |
| 58 GERMAN DR | - | - | - | - | - | - | - | - | - | - | - | - | - | - | 0 |
| 60 POLAND | - | - | - | - | - | - | - | - | - | - | - | - | - | - | - |
| 62 CZECHOSLOVAKIA | - | - | - | - | - | - | - | - | - | - | - | - | - | - | 0 |
| 64 HUNGARY | - | - | - | - | - | - | - | - | - | - | - | - | - | - | 0 |
| 66 RUMANIA | - | - | - | - | - | - | - | - | - | - | - | - | - | - | - |
| 68 BULGARIA | - | - | - | - | - | - | - | - | - | - | - | - | - | - | - |
| 71 TOTAL STATE TRADING | - | - | - | - | - | - | - | - | - | - | - | - | - | - | 0 |
| 72 OTHER EUROP. COUNTRIES | - | - | - | - | - | - | - | - | - | - | - | - | - | - | - |
| 80 NEAR AND MIDDLE EAST | - | - | - | - | - | - | - | - | - | - | - | - | - | - | - |
| 83 OTHER COUNTRIES | - | - | - | - | - | - | - | - | - | - | - | - | - | - | 0 |
| 88 TOTAL THIRD COUNTRIES | - | - | - | - | - | - | - | - | - | - | - | - | - | - | 0 |
| 95 ZUSAMMEN-TOTAL | - | - | 0 | - | - | - | 0 | - | - | - | - | - | - | 0 | 187 |

EISENBAHN - RAILWAY - CHEMIN DE FER
 DURCHGANGSVERKEHR NACH LAND
 TRANSIT TRAFFIC BY COUNTRY
 TRAFIC DE TRANSIT PAR PAYS

3.2.05:1 (5B)
 BELGIQUE/BELGIE
 1983
 1000 T

| BELADELAND COUNTRY OF LOADING PAYS DE CHARGEMENT | ENTLADELAND | | | | COUNTRY OF UNLOADING | | | | PAYS DE DECHARGEMENT | | | |
|--|-------------|------|----|-----|----------------------|-----|-----|----|----------------------|----|------|--|
| | 01 | 02 | 03 | 04 | 05 | 06 | 07 | 08 | 09 | 10 | 20 | |
| 01 BR DEUTSCHLAND | 1 | 1176 | - | 6 | - | 935 | 124 | - | - | - | 2243 | |
| 02 FRANCE | 253 | 15 | 0 | 473 | - | 3 | 0 | - | 11 | 0 | 755 | |
| 03 ITALIA | - | 0 | - | 4 | - | - | 234 | - | - | - | 239 | |
| 04 NEDERLAND | 23 | 1175 | 47 | 30 | - | 11 | 28 | - | - | - | 1315 | |
| 05 BELGIQUE/BELGIE | - | - | - | - | - | - | - | - | - | - | - | |
| 06 LUXEMBOURG | 62 | - | - | 76 | - | - | 9 | - | - | - | 147 | |
| 07 UNITED KINGDOM | 42 | 0 | 7 | 6 | - | - | - | - | 1 | - | 55 | |
| 08 IRELAND | - | - | - | - | - | - | - | - | - | - | - | |
| 09 DANMARK | - | 2 | - | - | - | - | 4 | - | - | - | 6 | |
| 10 HELLAS | - | - | - | - | - | - | - | - | - | - | - | |
| 20 EUR | 382 | 2369 | 54 | 595 | - | 949 | 399 | - | 12 | 0 | 4759 | |
| 28 NORWAY | - | 2 | - | - | - | - | 0 | - | - | - | 2 | |
| 30 SWEDEN | 1 | 33 | - | 0 | - | - | - | - | - | - | 33 | |
| 32 FINLAND | - | - | - | - | - | - | - | - | - | - | - | |
| 36 SWITZERLAND | - | 0 | - | 1 | - | - | 7 | - | - | - | 8 | |
| 38 AUSTRIA | - | - | - | 3 | - | - | 86 | - | - | - | 88 | |
| 40 PORTUGAL | - | - | - | 0 | - | - | - | - | - | - | 0 | |
| 42 SPAIN | 1 | - | - | 60 | - | - | - | - | - | - | 61 | |
| 48 YUGOSLAVIA | - | - | - | 2 | - | - | 0 | - | - | - | 2 | |
| 52 TURKEY | - | - | - | - | - | - | - | - | - | - | - | |
| 56 USSR | - | - | - | - | - | - | - | - | - | - | - | |
| 58 GERMAN DR | - | 3 | - | 11 | - | - | - | - | - | - | 14 | |
| 60 POLAND | - | 1 | - | 1 | - | - | 0 | - | - | - | 2 | |
| 62 CZECHOSLOVAKIA | - | - | - | 0 | - | - | 3 | - | - | - | 3 | |
| 64 HUNGARY | - | - | - | 1 | - | - | 0 | - | - | - | 1 | |
| 66 RUMANIA | - | - | - | 0 | - | - | 0 | - | - | - | 1 | |
| 68 BULGARIA | - | - | - | 0 | - | - | 0 | - | - | - | 0 | |
| 71 TOTAL STATE TRADING | - | 4 | - | 16 | - | - | 4 | - | - | - | 23 | |
| 72 OTHER EUROP. COUNTRIES | - | - | - | - | - | - | - | - | - | - | - | |
| 80 NEAR AND MIDDLE EAST | - | - | - | - | - | - | - | - | - | - | - | |
| 83 OTHER COUNTRIES | - | - | - | - | - | - | - | - | - | - | - | |
| 88 TOTAL THIRD COUNTRIES | 2 | 39 | - | 79 | - | - | 97 | - | - | - | 216 | |
| 95 ZUSAMMEN-TOTAL | 383 | 2408 | 54 | 674 | - | 949 | 496 | - | 12 | 0 | 4975 | |

EISENBAHN - RAILWAY - CHEMIN DE FER
 DURCHGANGSVERKEHR NACH LAND
 TRANSIT TRAFFIC BY COUNTRY
 TRAFIC DE TRANSIT PAR PAYS

3.2.05:2 (5B)
 BELGIQUE/BELGIE
 1983
 1000 T

| BELADELAND COUNTRY OF LOADING PAYS DE CHARGEMENT | ENTLADELAND | | | | COUNTRY OF UNLOADING | | | | PAYS DE DECHARGEMENT | | | |
|--|-------------|----|----|----|----------------------|----|----|----|----------------------|----|----|--|
| | 28 | 30 | 32 | 36 | 38 | 40 | 42 | 48 | 52 | 56 | 58 | |
| 01 BR DEUTSCHLAND | - | - | - | - | - | - | 3 | - | - | - | - | |
| 02 FRANCE | 15 | 14 | - | - | - | - | - | - | - | - | 7 | |
| 03 ITALIA | - | - | - | - | - | - | - | - | - | - | - | |
| 04 NEDERLAND | - | 14 | - | 44 | 4 | 2 | 12 | 2 | - | - | 14 | |
| 05 BELGIQUE/BELGIE | - | - | - | - | - | - | - | - | - | - | - | |
| 06 LUXEMBOURG | - | - | - | - | - | - | - | - | - | - | - | |
| 07 UNITED KINGDOM | - | - | - | 2 | 8 | - | - | 16 | - | - | 3 | |
| 08 IRELAND | - | - | - | - | - | - | - | - | - | - | - | |
| 09 DANMARK | - | - | - | - | - | - | - | - | - | - | - | |
| 10 HELLAS | - | - | - | - | - | - | - | - | - | - | - | |
| 20 EUR | 15 | 28 | - | 46 | 12 | 2 | 14 | 18 | - | - | 24 | |
| 28 NORWAY | - | - | - | - | - | - | - | - | - | - | - | |
| 30 SWEDEN | - | - | - | - | - | - | - | - | - | - | - | |
| 32 FINLAND | - | - | - | - | - | - | - | - | - | - | - | |
| 36 SWITZERLAND | - | - | - | - | - | - | - | - | - | - | - | |
| 38 AUSTRIA | - | - | - | - | - | - | - | - | - | - | - | |
| 40 PORTUGAL | - | - | - | - | - | - | - | - | - | - | - | |
| 42 SPAIN | 0 | 0 | - | - | - | - | - | - | - | - | - | |
| 48 YUGOSLAVIA | - | - | - | - | - | - | - | - | - | - | - | |
| 52 TURKEY | - | - | - | - | - | - | - | - | - | - | - | |
| 56 USSR | - | - | - | - | - | - | - | - | - | - | - | |
| 58 GERMAN DR | - | - | - | - | - | - | - | - | - | - | - | |
| 60 POLAND | - | - | - | - | - | - | - | - | - | - | - | |
| 62 CZECHOSLOVAKIA | - | - | - | - | - | - | - | - | - | - | - | |
| 64 HUNGARY | - | - | - | - | - | - | - | - | - | - | - | |
| 66 RUMANIA | - | - | - | - | - | - | - | - | - | - | - | |
| 68 BULGARIA | - | - | - | - | - | - | - | - | - | - | - | |
| 71 TOTAL STATE TRADING | - | - | - | - | - | - | - | - | - | - | - | |
| 72 OTHER EUROP. COUNTRIES | - | - | - | - | - | - | - | - | - | - | - | |
| 80 NEAR AND MIDDLE EAST | - | - | - | - | - | - | - | - | - | - | - | |
| 83 OTHER COUNTRIES | - | - | - | - | - | - | - | - | - | - | - | |
| 88 TOTAL THIRD COUNTRIES | 0 | 0 | - | - | - | - | - | - | - | - | - | |
| 95 ZUSAMMEN-TOTAL | 15 | 28 | - | 46 | 12 | 2 | 14 | 18 | - | - | 24 | |

EISENBAHN - RAILWAY - CHEMIN DE FER
 DURCHGANGSVERKEHR NACH LAND
 TRANSIT TRAFFIC BY COUNTRY
 TRAFIC DE TRANSIT PAR PAYS

3.2.05:3 (5B)
 BELGIQUE/BELGIE
 1983
 1000 T

| BELADELAND COUNTRY OF LOADING PAYS DE CHARGEMENT | ENTLADELAND | | | COUNTRY OF UNLOADING | | | | | | PAYS DE DECHARGEMENT | | | |
|--|-------------|----|----|----------------------|----|----|----|----|----|----------------------|----|-----|------|
| | 60 | 62 | 64 | 66 | 68 | 71 | 72 | 80 | 83 | 88 | 95 | | |
| 01 BR DEUTSCHLAND | - | - | - | - | - | - | - | - | - | - | - | 3 | 2246 |
| 02 FRANCE | 1 | - | 0 | - | - | 7 | - | - | - | - | - | 36 | 791 |
| 03 ITALIA | - | - | - | - | - | - | - | - | - | - | - | - | 239 |
| 04 NEDERLAND | 0 | 0 | 1 | 0 | 1 | 17 | - | - | - | - | - | 93 | 1408 |
| 05 BELGIQUE/BELGIE | - | - | - | - | - | - | - | - | - | - | - | - | - |
| 06 LUXEMBOURG | - | - | - | - | - | - | - | - | - | - | - | - | 147 |
| 07 UNITED KINGDOM | 2 | 2 | 1 | 2 | 1 | 27 | - | - | - | - | - | 37 | 92 |
| 08 IRELAND | - | - | - | - | - | - | - | - | - | - | - | - | - |
| 09 DANMARK | - | - | - | - | - | - | - | - | - | - | - | - | 6 |
| 10 HELLAS | - | - | - | - | - | - | - | - | - | - | - | - | - |
| 20 EUR | 3 | 3 | 1 | 2 | 1 | 51 | - | - | - | - | - | 169 | 4928 |
| 28 NORWAY | - | - | - | - | - | - | - | - | - | - | - | - | 2 |
| 30 SWEDEN | - | - | - | - | - | - | - | - | - | - | - | - | 33 |
| 32 FINLAND | - | - | - | - | - | - | - | - | - | - | - | - | - |
| 36 SWITZERLAND | - | - | - | - | - | - | - | - | - | - | - | - | 8 |
| 38 AUSTRIA | - | - | - | - | - | - | - | - | - | - | - | - | 88 |
| 40 PORTUGAL | - | - | - | - | - | - | - | - | - | - | - | - | 0 |
| 42 SPAIN | - | - | - | - | - | - | - | - | - | - | - | 0 | 61 |
| 48 YUGOSLAVIA | - | - | - | - | - | - | - | - | - | - | - | - | 2 |
| 52 TURKEY | - | - | - | - | - | - | - | - | - | - | - | - | - |
| 56 USSR | - | - | - | - | - | - | - | - | - | - | - | - | - |
| 58 GERMAN DR | - | - | - | - | - | - | - | - | - | - | - | - | 14 |
| 60 POLAND | - | - | - | - | - | - | - | - | - | - | - | - | 2 |
| 62 CZECHOSLOVAKIA | - | - | - | - | - | - | - | - | - | - | - | - | 3 |
| 64 HUNGARY | - | - | - | - | - | - | - | - | - | - | - | - | 1 |
| 66 RUMANIA | - | - | - | - | - | - | - | - | - | - | - | - | 1 |
| 68 BULGARIA | - | - | - | - | - | - | - | - | - | - | - | - | 0 |
| 71 TOTAL STATE TRADING | - | - | - | - | - | - | - | - | - | - | - | - | 23 |
| 72 OTHER EUROP. COUNTRIES | - | - | - | - | - | - | - | - | - | - | - | - | - |
| 80 NEAR AND MIDDLE EAST | - | - | - | - | - | - | - | - | - | - | - | - | - |
| 83 OTHER COUNTRIES | - | - | - | - | - | - | - | - | - | - | - | - | - |
| 88 TOTAL THIRD COUNTRIES | - | - | - | - | - | - | - | - | - | - | - | 0 | 216 |
| 95 ZUSAMMEN-TOTAL | 3 | 3 | 1 | 2 | 1 | 51 | - | - | - | - | - | 169 | 5144 |

EISENBAHN - RAILWAY - CHEMIN DE FER
 DURCHGANGSVERKEHR NACH LAND
 TRANSIT TRAFFIC BY COUNTRY
 TRAFIC DE TRANSIT PAR PAYS

3.2.06:1 (5B)
 LUXEMBOURG
 1983
 1000 T

| BELADELAND COUNTRY OF LOADING PAYS DE CHARGEMENT | ENTLADELAND | | | | COUNTRY OF UNLOADING | | | | PAYS DE DECHARGEMENT | | | |
|--|-------------|------|-----|----|----------------------|----|----|----|----------------------|----|------|--|
| | 01 | 02 | 03 | 04 | 05 | 06 | 07 | 08 | 09 | 10 | 20 | |
| 01 BR DEUTSCHLAND | - | 307 | - | - | 18 | - | - | - | - | - | 325 | |
| 02 FRANCE | 51 | - | - | 56 | 408 | - | - | - | - | - | 516 | |
| 03 ITALIA | - | - | - | 2 | 175 | - | - | - | - | - | 177 | |
| 04 NEDERLAND | 2 | 130 | 21 | - | - | - | - | - | - | - | 153 | |
| 05 BELGIQUE/BELGIE | 22 | 1591 | 394 | - | - | - | - | - | - | - | 2007 | |
| 06 LUXEMBOURG | - | - | - | - | - | - | - | - | - | - | - | |
| 07 UNITED KINGDOM | - | 0 | 6 | - | - | - | - | - | - | - | 7 | |
| 08 IRELAND | - | - | - | - | - | - | - | - | - | - | - | |
| 09 DANMARK | - | - | - | - | - | - | - | - | - | - | - | |
| 10 HELLAS | - | - | - | - | - | - | - | - | - | - | - | |
| 20 EUR | 75 | 2028 | 421 | 59 | 601 | - | 1 | - | - | - | 3184 | |
| 28 NORWAY | - | - | - | - | - | - | - | - | - | - | - | |
| 30 SWEDEN | - | - | - | - | - | - | - | - | - | - | - | |
| 32 FINLAND | - | - | - | - | - | - | - | - | - | - | - | |
| 36 SWITZERLAND | - | - | - | 4 | 543 | - | 7 | - | - | - | 554 | |
| 38 AUSTRIA | - | - | - | - | 0 | - | - | - | - | - | 0 | |
| 40 PORTUGAL | - | - | - | - | - | - | - | - | - | - | - | |
| 42 SPAIN | - | - | - | - | - | - | - | - | - | - | - | |
| 48 YUGOSLAVIA | - | - | - | 0 | 0 | - | - | - | - | - | 0 | |
| 52 TURKEY | - | - | - | - | - | - | - | - | - | - | - | |
| 56 USSR | - | - | - | - | - | - | - | - | - | - | - | |
| 58 GERMAN DR | - | - | - | - | - | - | - | - | - | - | - | |
| 60 POLAND | - | - | - | - | - | - | - | - | - | - | - | |
| 62 CZECHOSLOVAKIA | - | - | - | - | - | - | - | - | - | - | - | |
| 64 HUNGARY | - | - | - | - | 0 | - | - | - | - | - | 0 | |
| 66 RUMANIA | - | - | - | - | - | - | - | - | - | - | - | |
| 68 BULGARIA | - | - | - | - | 0 | - | - | - | - | - | 0 | |
| 71 TOTAL STATE TRADING | - | - | - | 0 | 0 | - | - | - | - | - | 0 | |
| 72 OTHER EUROP. COUNTRIES | - | - | - | - | - | - | - | - | - | - | 0 | |
| 80 NEAR AND MIDDLE EAST | - | - | - | - | - | - | - | - | - | - | - | |
| 83 OTHER COUNTRIES | - | - | - | - | - | - | - | - | - | - | - | |
| 88 TOTAL THIRD COUNTRIES | - | - | - | 5 | 543 | - | 7 | - | - | - | 554 | |
| 95 ZUSAMMEN-TOTAL | 75 | 2028 | 421 | 63 | 1143 | - | 7 | - | - | - | 3738 | |

EISENBAHN - RAILWAY - CHEMIN DE FER
 DURCHGANGSVERKEHR NACH LAND
 TRANSIT TRAFFIC BY COUNTRY
 TRAFIC DE TRANSIT PAR PAYS

3.2.06:2 (5B)
 LUXEMBOURG
 1983
 1000 T

| BELADELAND COUNTRY OF LOADING PAYS DE CHARGEMENT | ENTLADELAND | | | | COUNTRY OF UNLOADING | | | | PAYS DE DECHARGEMENT | | | |
|--|-------------|----|----|-----|----------------------|----|----|----|----------------------|----|----|--|
| | 28 | 30 | 32 | 36 | 38 | 40 | 42 | 48 | 52 | 56 | 58 | |
| 01 BR DEUTSCHLAND | - | - | - | - | - | - | - | - | - | - | - | |
| 02 FRANCE | - | 0 | - | - | - | - | - | - | - | - | - | |
| 03 ITALIA | - | - | - | - | - | - | - | - | - | - | - | |
| 04 NEDERLAND | - | - | - | 28 | - | - | - | 0 | - | - | - | |
| 05 BELGIQUE/BELGIE | - | - | - | 257 | 0 | - | - | 3 | - | - | - | |
| 06 LUXEMBOURG | - | - | - | - | - | - | - | - | - | - | - | |
| 07 UNITED KINGDOM | - | - | - | 2 | - | - | - | - | - | - | - | |
| 08 IRELAND | - | - | - | - | - | - | - | - | - | - | - | |
| 09 DANMARK | - | - | - | - | - | - | - | - | - | - | - | |
| 10 HELLAS | - | - | - | - | - | - | - | - | - | - | - | |
| 20 EUR | - | 0 | - | 287 | 0 | - | - | 3 | - | - | - | |
| 28 NORWAY | - | - | - | - | - | - | - | - | - | - | - | |
| 30 SWEDEN | - | - | - | - | - | - | - | - | - | - | - | |
| 32 FINLAND | - | - | - | - | - | - | - | - | - | - | - | |
| 36 SWITZERLAND | - | - | - | - | - | - | - | - | - | - | - | |
| 38 AUSTRIA | - | - | - | - | - | - | - | - | - | - | - | |
| 40 PORTUGAL | - | - | - | - | - | - | - | - | - | - | - | |
| 42 SPAIN | - | - | - | - | - | - | - | - | - | - | - | |
| 48 YUGOSLAVIA | - | - | - | - | - | - | - | - | - | - | - | |
| 52 TURKEY | - | - | - | - | - | - | - | - | - | - | - | |
| 56 USSR | - | - | - | - | - | - | - | - | - | - | - | |
| 58 GERMAN DR | - | - | - | - | - | - | - | - | - | - | - | |
| 60 POLAND | - | - | - | - | - | - | - | - | - | - | - | |
| 62 CZECHOSLOVAKIA | - | - | - | - | - | - | - | - | - | - | - | |
| 64 HUNGARY | - | - | - | - | - | - | - | - | - | - | - | |
| 66 RUMANIA | - | - | - | - | - | - | - | - | - | - | - | |
| 68 BULGARIA | - | - | - | - | - | - | - | - | - | - | - | |
| 71 TOTAL STATE TRADING | - | - | - | - | - | - | - | - | - | - | - | |
| 72 OTHER EUROP. COUNTRIES | - | - | - | - | - | - | - | - | - | - | - | |
| 80 NEAR AND MIDDLE EAST | - | - | - | - | - | - | - | - | - | - | - | |
| 83 OTHER COUNTRIES | - | - | - | - | - | - | - | - | - | - | - | |
| 88 TOTAL THIRD COUNTRIES | - | - | - | - | - | - | - | - | - | - | - | |
| 95 ZUSAMMEN-TOTAL | - | 0 | - | 287 | 0 | - | - | 3 | - | - | - | |

EISENBAHN - RAILWAY - CHEMIN DE FER
 DURCHGANGSVERKEHR NACH LAND
 TRANSIT TRAFFIC BY COUNTRY
 TRAFIC DE TRANSIT PAR PAYS

3.2.06:3 (5B)

LUXEMBOURG

1983

1000 T

| BELADELAND COUNTRY OF LOADING PAYS DE CHARGEMENT | ENTLADELAND | | | COUNTRY OF UNLOADING | | | | | | PAYS DE DECHARGEMENT | | | |
|--|-------------|----|----|----------------------|----|----|----|----|----|----------------------|------|--|--|
| | 60 | 62 | 64 | 66 | 68 | 71 | 72 | 80 | 83 | 88 | 95 | | |
| 01 BR DEUTSCHLAND | - | - | - | - | - | - | - | - | - | - | 325 | | |
| 02 FRANCE | - | - | - | - | - | - | - | - | - | 0 | 516 | | |
| 03 ITALIA | - | - | - | - | - | - | - | - | - | - | 177 | | |
| 04 NEDERLAND | - | - | 0 | - | - | 0 | - | - | - | 28 | 181 | | |
| 05 BELGIQUE/BELGIE | 0 | - | 3 | 0 | 0 | 6 | - | - | - | 264 | 2271 | | |
| 06 LUXEMBOURG | - | - | - | - | - | - | - | - | - | - | - | | |
| 07 UNITED KINGDOM | - | - | - | - | - | - | - | - | - | 2 | 8 | | |
| 08 IRELAND | - | - | - | - | - | - | - | - | - | - | - | | |
| 09 DANMARK | - | - | - | - | - | - | - | - | - | - | - | | |
| 10 HELLAS | - | - | - | - | - | - | - | - | - | - | - | | |
| 20 EUR | 0 | - | 3 | 0 | 0 | 7 | - | - | - | 293 | 3478 | | |
| 28 NORWAY | - | - | - | - | - | - | - | - | - | - | - | | |
| 30 SWEDEN | - | - | - | - | - | - | - | - | - | - | - | | |
| 32 FINLAND | - | - | - | - | - | - | - | - | - | - | - | | |
| 36 SWITZERLAND | - | - | - | - | - | - | - | - | - | - | 554 | | |
| 38 AUSTRIA | - | - | - | - | - | - | - | - | - | - | 0 | | |
| 40 PORTUGAL | - | - | - | - | - | - | - | - | - | - | 0 | | |
| 42 SPAIN | - | - | - | - | - | - | - | - | - | - | - | | |
| 48 YUGOSLAVIA | - | - | - | - | - | - | - | - | - | - | 0 | | |
| 52 TURKEY | - | - | - | - | - | - | - | - | - | - | - | | |
| 56 USSR | - | - | - | - | - | - | - | - | - | - | - | | |
| 58 GERMAN DR | - | - | - | - | - | - | - | - | - | - | - | | |
| 60 POLAND | - | - | - | - | - | - | - | - | - | - | - | | |
| 62 CZECHOSLOVAKIA | - | - | - | - | - | - | - | - | - | - | - | | |
| 64 HUNGARY | - | - | - | - | - | - | - | - | - | - | 0 | | |
| 66 RUMANIA | - | - | - | - | - | - | - | - | - | - | 0 | | |
| 68 BULGARIA | - | - | - | - | - | - | - | - | - | - | 0 | | |
| 71 TOTAL STATE TRADING | - | - | - | - | - | - | - | - | - | - | 0 | | |
| 72 OTHER EUROP. COUNTRIES | - | - | - | - | - | - | - | - | - | - | - | | |
| 80 NEAR AND MIDDLE EAST | - | - | - | - | - | - | - | - | - | - | - | | |
| 83 OTHER COUNTRIES | - | - | - | - | - | - | - | - | - | - | - | | |
| 88 TOTAL THIRD COUNTRIES | - | - | - | - | - | - | - | - | - | - | 554 | | |
| 95 ZUSAMMEN-TOTAL | 0 | - | 3 | 0 | 0 | 7 | - | - | - | 293 | 4032 | | |

E I S E N B A H N - R A I L W A Y - C H E M I N D E F E R

3.2.09:1 (5B)

DURCHGANGSVERKEHR NACH LAND DANMARK

TRANSIT TRAFFIC BY COUNTRY 1983

TRAFIC DE TRANSIT PAR PAYS 1000 T

| BELADELAND COUNTRY OF LOADING PAYS DE CHARGEMENT | ENTLADELAND | | | COUNTRY OF UNLOADING | | | | | | PAYS DE DECHARGEMENT | | |
|--|-------------|-----|----|----------------------|----|----|----|----|----|----------------------|-----|--|
| | 01 | 02 | 03 | 04 | 05 | 06 | 07 | 08 | 09 | 10 | 20 | |
| 01 BR DEUTSCHLAND | - | - | - | - | - | - | - | - | 0 | - | 0 | |
| 02 FRANCE | - | - | - | - | - | - | - | - | - | - | - | |
| 03 ITALIA | - | - | - | - | - | - | - | - | - | - | - | |
| 04 NEDERLAND | - | - | - | - | - | - | - | - | - | - | - | |
| 05 BELGIQUE/BELGIE | - | - | - | - | - | - | - | - | - | - | - | |
| 06 LUXEMBOURG | - | - | - | - | - | - | - | - | - | - | - | |
| 07 UNITED KINGDOM | - | - | - | - | - | - | - | - | - | - | - | |
| 08 IRELAND | - | - | - | - | - | - | - | - | - | - | - | |
| 09 DANMARK | 0 | - | - | - | - | - | - | - | - | - | 0 | |
| 10 HELLAS | - | - | - | - | - | - | - | - | - | - | - | |
| 20 EUR | 0 | - | - | - | - | - | - | - | 0 | - | 0 | |
| 28 NORWAY | 12 | 5 | 12 | 2 | 0 | - | - | - | - | 0 | 31 | |
| 30 SWEDEN | 339 | 239 | 20 | 4 | 52 | 0 | - | - | - | 0 | 654 | |
| 32 FINLAND | 0 | 0 | - | - | 0 | - | - | - | - | 0 | 0 | |
| 36 SWITZERLAND | - | - | - | - | - | - | - | - | - | 0 | 0 | |
| 38 AUSTRIA | - | - | - | - | - | - | - | - | - | - | - | |
| 40 PORTUGAL | - | - | - | - | - | - | - | - | - | - | - | |
| 42 SPAIN | - | 0 | - | - | - | - | - | - | - | - | 0 | |
| 48 YUGOSLAVIA | - | - | - | - | 0 | - | - | - | - | - | 0 | |
| 52 TURKEY | - | - | - | - | - | - | - | - | - | - | - | |
| 56 USSR | - | - | - | - | - | - | - | - | - | - | - | |
| 58 GERMAN DR | - | - | - | - | - | - | - | - | - | - | - | |
| 60 POLAND | - | - | - | - | - | - | - | - | - | - | - | |
| 62 CZECHOSLOVAKIA | - | - | - | - | - | - | - | - | - | - | - | |
| 64 HUNGARY | - | - | - | - | - | - | - | - | - | - | - | |
| 66 RUMANIA | - | - | - | - | - | - | - | - | - | - | - | |
| 68 BULGARIA | - | - | - | - | - | - | - | - | - | - | - | |
| 71 TOTAL STATE TRADING | - | - | - | - | 0 | - | - | - | - | - | 0 | |
| 72 OTHER EUROP. COUNTRIES | - | - | - | - | - | - | - | - | - | - | - | |
| 80 NEAR AND MIDDLE EAST | - | - | - | - | - | - | - | - | - | - | - | |
| 83 OTHER COUNTRIES | - | - | - | - | - | - | - | - | - | - | - | |
| 88 TOTAL THIRD COUNTRIES | 351 | 244 | 32 | 6 | 52 | 0 | - | - | - | 0 | 685 | |
| 95 ZUSAMMEN-TOTAL | 351 | 244 | 32 | 6 | 52 | 0 | - | - | 0 | 0 | 685 | |

E I S E N B A H N - R A I L W A Y - C H E M I N D E F E R

3.2.09:2 (5B)

DURCHGANGSVERKEHR NACH LAND DANMARK

TRANSIT TRAFFIC BY COUNTRY 1983

TRAFIC DE TRANSIT PAR PAYS 1000 T

| BELADELAND COUNTRY OF LOADING PAYS DE CHARGEMENT | ENTLADELAND | | | COUNTRY OF UNLOADING | | | | | | PAYS DE DECHARGEMENT | | |
|--|-------------|-----|----|----------------------|----|----|----|----|----|----------------------|----|--|
| | 28 | 30 | 32 | 36 | 38 | 40 | 42 | 48 | 52 | 56 | 58 | |
| 01 BR DEUTSCHLAND | 58 | 370 | 0 | - | - | - | - | - | - | - | - | |
| 02 FRANCE | 36 | 125 | 0 | - | - | - | 0 | - | - | - | - | |
| 03 ITALIA | 27 | 73 | 0 | - | - | - | - | - | - | - | - | |
| 04 NEDERLAND | 1 | 35 | 0 | - | - | - | - | - | - | - | - | |
| 05 BELGIQUE/BELGIE | 6 | 26 | - | - | - | - | - | - | - | - | - | |
| 06 LUXEMBOURG | - | 2 | - | - | - | - | - | - | - | - | - | |
| 07 UNITED KINGDOM | - | - | - | - | - | - | - | - | - | - | - | |
| 08 IRELAND | - | - | - | - | - | - | - | - | - | - | - | |
| 09 DANMARK | - | 0 | - | - | - | - | - | 0 | - | - | - | |
| 10 HELLAS | - | 0 | - | - | - | - | - | - | - | - | - | |
| 20 EUR | 128 | 631 | 0 | - | - | - | 0 | 0 | - | - | - | |
| 28 NORWAY | - | - | - | 10 | 1 | - | 0 | 0 | - | - | 0 | |
| 30 SWEDEN | - | - | - | 31 | 4 | - | 3 | 1 | - | - | 0 | |
| 32 FINLAND | - | - | - | 0 | 0 | - | 0 | 0 | - | - | - | |
| 36 SWITZERLAND | 11 | 30 | - | - | - | 0 | - | 0 | - | - | - | |
| 38 AUSTRIA | 3 | 8 | - | - | - | - | - | - | - | - | - | |
| 40 PORTUGAL | 0 | 0 | - | - | - | - | - | - | - | - | - | |
| 42 SPAIN | 0 | 2 | - | - | - | - | - | - | - | - | - | |
| 48 YUGOSLAVIA | 1 | 0 | 0 | 0 | - | - | - | - | - | - | - | |
| 52 TURKEY | - | 0 | - | - | - | - | - | - | - | - | - | |
| 56 USSR | - | - | - | - | - | - | - | - | - | - | - | |
| 58 GERMAN DR | 1 | 2 | - | - | - | - | - | - | - | - | - | |
| 60 POLAND | - | - | - | - | - | - | - | - | - | - | - | |
| 62 CZECHOSLOVAKIA | 0 | - | - | - | - | - | - | - | - | - | - | |
| 64 HUNGARY | - | 1 | - | - | - | - | - | - | - | - | - | |
| 66 RUMANIA | 0 | 0 | - | - | - | - | - | - | - | - | - | |
| 68 BULGARIA | 0 | 0 | 0 | - | - | - | - | - | - | - | - | |
| 71 TOTAL STATE TRADING | 2 | 3 | 0 | 0 | - | - | - | - | - | - | - | |
| 72 OTHER EUROP. COUNTRIES | - | - | - | - | - | - | - | - | - | - | - | |
| 80 NEAR AND MIDDLE EAST | - | - | - | - | - | - | - | - | - | - | - | |
| 83 OTHER COUNTRIES | - | - | - | - | - | - | - | - | - | - | - | |
| 88 TOTAL THIRD COUNTRIES | 16 | 43 | 0 | 41 | 5 | 0 | 3 | 1 | - | - | 0 | |
| 95 ZUSAMMEN-TOTAL | 144 | 674 | 0 | 41 | 5 | 0 | 3 | 1 | - | - | 0 | |

DURCHGANGSVERKEHR NACH LAND

DANMARK

TRANSIT TRAFFIC BY COUNTRY

1983

TRAFIC DE TRANSIT PAR PAYS

1000 T

| BELADELAND COUNTRY OF LOADING PAYS DE CHARGEMENT | ENTLADELAND | | | COUNTRY OF UNLOADING | | | | | PAYS DE DECHARGEMENT | | |
|--|-------------|----|----|----------------------|----|----|----|----|----------------------|-----|------|
| | 60 | 62 | 64 | 66 | 68 | 71 | 72 | 80 | 83 | 88 | 95 |
| 01 BR DEUTSCHLAND | - | - | - | - | - | - | - | - | - | 428 | 428 |
| 02 FRANCE | - | - | - | - | - | - | - | - | - | 161 | 161 |
| 03 ITALIA | - | - | - | - | - | - | - | - | - | 100 | 100 |
| 04 NEDERLAND | - | - | - | - | - | - | - | - | - | 36 | 36 |
| 05 BELGIQUE/BELGIE | - | - | - | - | - | - | - | - | - | 32 | 32 |
| 06 LUXEMBOURG | - | - | - | - | - | - | - | - | - | 2 | 2 |
| 07 UNITED KINGDOM | - | - | - | - | - | - | - | - | - | - | - |
| 08 IRELAND | - | - | - | - | - | - | - | - | - | - | - |
| 09 DANMARK | - | - | - | - | - | 0 | - | - | - | 0 | 0 |
| 10 HELLAS | - | - | - | - | - | - | - | - | - | 0 | 0 |
| 20 EUR | - | - | - | - | - | 0 | - | - | - | 759 | 759 |
| 28 NORWAY | - | 0 | 0 | - | - | 0 | - | - | - | 11 | 42 |
| 30 SWEDEN | - | 0 | 0 | - | - | 1 | - | - | - | 39 | 693 |
| 32 FINLAND | - | - | 0 | - | - | 0 | - | - | - | 0 | 0 |
| 36 SWITZERLAND | - | - | - | - | - | 0 | - | - | - | 41 | 41 |
| 38 AUSTRIA | - | - | - | - | - | - | - | - | - | 11 | 11 |
| 40 PORTUGAL | - | - | - | - | - | - | - | - | - | 0 | 0 |
| 42 SPAIN | - | - | - | - | - | - | - | - | - | 2 | 2 |
| 48 YUGOSLAVIA | - | - | - | - | - | - | - | - | - | 1 | 1 |
| 52 TURKEY | - | - | - | - | - | - | - | - | - | 0 | 0 |
| 56 USSR | - | - | - | - | - | - | - | - | - | - | - |
| 58 GERMAN DR | - | - | - | - | - | - | - | - | - | 3 | 3 |
| 60 POLAND | - | - | - | - | - | - | - | - | - | - | - |
| 62 CZECHOSLOVAKIA | - | - | - | - | - | - | - | - | - | 0 | 0 |
| 64 HUNGARY | - | - | - | - | - | - | - | - | - | 1 | 1 |
| 66 RUMANIA | - | - | - | - | - | - | - | - | - | 0 | 0 |
| 68 BULGARIA | - | - | - | - | - | - | - | - | - | 0 | 0 |
| 71 TOTAL STATE TRADING | - | - | - | - | - | - | - | - | - | 5 | 5 |
| 72 OTHER EUROP. COUNTRIES | - | - | - | - | - | - | - | - | - | - | - |
| 80 NEAR AND MIDDLE EAST | - | - | - | - | - | - | - | - | - | - | - |
| 83 OTHER COUNTRIES | - | - | - | - | - | - | - | - | - | - | - |
| 88 TOTAL THIRD COUNTRIES | - | 0 | 0 | - | - | 1 | - | - | - | 109 | 794 |
| 95 ZUSAMMEN-TOTAL | - | 0 | 0 | - | - | 1 | - | - | - | 868 | 1553 |

E I S E N B A H N - R A I L W A Y - C H E M I N D E F E R

3.3.02:1 (6B)

DURCHGANGSVERKEHR NACH LAND FRANCE

TRANSIT TRAFFIC BY COUNTRY 1983

TRAFIC DE TRANSIT PAR PAYS MIO TKM

| BELADELAND COUNTRY OF LOADING PAYS DE CHARGEMENT | ENTLADELAND | | | | COUNTRY OF UNLOADING | | | | PAYS DE DECHARGEMENT | | | |
|--|-------------|----|-----|----|----------------------|----|-----|----|----------------------|----|------|--|
| | 01 | 02 | 03 | 04 | 05 | 06 | 07 | 08 | 09 | 10 | 20 | |
| 01 BR DEUTSCHLAND | 0 | - | 3 | - | 2 | 1 | 1 | - | - | - | 8 | |
| 02 FRANCE | - | - | - | - | - | - | - | - | - | - | - | |
| 03 ITALIA | 1 | - | 0 | 3 | 408 | 1 | 335 | - | 0 | - | 749 | |
| 04 NEDERLAND | 0 | - | 10 | 0 | 0 | 0 | 0 | - | - | - | 11 | |
| 05 BELGIQUE/BELGIE | 3 | - | 581 | - | 0 | - | 0 | - | - | 0 | 585 | |
| 06 LUXEMBOURG | 12 | - | 19 | - | - | - | 0 | - | - | - | 31 | |
| 07 UNITED KINGDOM | 4 | - | 134 | 0 | - | - | - | - | - | 0 | 138 | |
| 08 IRELAND | - | - | - | - | - | - | - | - | - | - | - | |
| 09 DANMARK | - | - | 1 | - | - | - | 0 | - | 0 | - | 1 | |
| 10 HELLAS | - | - | - | - | - | - | 0 | - | - | - | 0 | |
| 20 EUR | 20 | - | 749 | 3 | 410 | 2 | 337 | - | 1 | 0 | 1522 | |
| 28 NORWAY | - | - | - | - | - | - | - | - | - | - | - | |
| 30 SWEDEN | - | - | - | - | - | - | - | - | - | - | - | |
| 32 FINLAND | - | - | - | - | - | - | - | - | - | - | - | |
| 36 SWITZERLAND | 1 | - | - | 1 | 32 | 1 | 39 | 0 | 0 | - | 73 | |
| 38 AUSTRIA | - | - | - | - | 0 | 1 | 1 | - | - | - | 1 | |
| 40 PORTUGAL | 8 | - | 1 | 0 | 0 | 0 | 0 | - | 0 | - | 10 | |
| 42 SPAIN | 278 | - | 17 | 50 | 52 | 0 | 177 | - | 13 | - | 587 | |
| 48 YUGOSLAVIA | - | - | - | 1 | 2 | - | 6 | - | - | - | 8 | |
| 52 TURKEY | - | - | - | - | - | - | - | - | - | - | - | |
| 56 USSR | - | - | - | - | - | - | - | - | - | - | - | |
| 58 GERMAN DR | - | - | - | - | 0 | - | - | - | - | - | 0 | |
| 60 POLAND | - | - | - | - | - | - | - | - | - | - | - | |
| 62 CZECHOSLOVAKIA | - | - | - | - | - | - | 0 | - | - | - | 0 | |
| 64 HUNGARY | - | - | - | 0 | - | - | 0 | - | - | - | 0 | |
| 66 RUMANIA | - | - | - | - | - | - | 0 | - | - | - | 0 | |
| 68 BULGARIA | - | - | - | - | - | - | 0 | - | - | - | 0 | |
| 71 TOTAL STATE TRADING | - | - | - | 1 | 2 | - | 7 | - | - | - | 9 | |
| 72 OTHER EUROP. COUNTRIES | - | - | - | - | - | - | - | - | - | - | - | |
| 80 NEAR AND MIDDLE EAST | - | - | - | - | - | - | - | - | - | - | - | |
| 83 OTHER COUNTRIES | - | - | - | - | - | - | - | - | - | - | - | |
| 88 TOTAL THIRD COUNTRIES | 287 | - | 18 | 51 | 86 | 2 | 223 | 0 | 13 | - | 680 | |
| 95 ZUSAMMEN-TOTAL | 307 | - | 767 | 54 | 495 | 4 | 560 | 0 | 13 | 0 | 2201 | |

E I S E N B A H N - R A I L W A Y - C H E M I N D E F E R

3.3.02:2 (6B)

DURCHGANGSVERKEHR NACH LAND FRANCE

TRANSIT TRAFFIC BY COUNTRY 1983

TRAFIC DE TRANSIT PAR PAYS MIO TKM

| BELADELAND COUNTRY OF LOADING PAYS DE CHARGEMENT | ENTLADELAND | | | | COUNTRY OF UNLOADING | | | | PAYS DE DECHARGEMENT | | | |
|--|-------------|----|----|-----|----------------------|----|----|----|----------------------|----|----|--|
| | 28 | 30 | 32 | 36 | 38 | 40 | 42 | 48 | 52 | 56 | 58 | |
| 01 BR DEUTSCHLAND | - | - | - | 12 | - | 8 | 50 | - | - | - | - | |
| 02 FRANCE | - | - | - | - | - | - | - | - | - | - | - | |
| 03 ITALIA | - | - | - | - | - | 12 | 10 | - | - | - | - | |
| 04 NEDERLAND | - | - | - | 18 | - | 1 | 10 | 0 | - | - | - | |
| 05 BELGIQUE/BELGIE | - | - | - | 458 | - | 1 | 4 | 4 | - | - | - | |
| 06 LUXEMBOURG | - | - | - | 45 | - | - | - | 0 | - | - | - | |
| 07 UNITED KINGDOM | - | 0 | - | 49 | 0 | 15 | 12 | 5 | 0 | - | - | |
| 08 IRELAND | - | - | - | - | - | - | - | - | - | - | - | |
| 09 DANMARK | - | - | - | - | - | - | 0 | - | - | - | - | |
| 10 HELLAS | - | - | - | - | - | - | - | - | - | - | - | |
| 20 EUR | - | 0 | - | 582 | 0 | 37 | 86 | 9 | 0 | - | - | |
| 28 NORWAY | - | - | - | - | - | - | 0 | - | - | - | - | |
| 30 SWEDEN | - | - | - | - | - | - | 4 | - | - | - | - | |
| 32 FINLAND | - | - | - | - | - | - | - | - | - | - | - | |
| 36 SWITZERLAND | 0 | - | - | 0 | - | 2 | 2 | - | - | - | 0 | |
| 38 AUSTRIA | - | - | - | - | - | 0 | 0 | - | - | - | - | |
| 40 PORTUGAL | 0 | 0 | - | 1 | 0 | - | - | 0 | - | - | 0 | |
| 42 SPAIN | 1 | 26 | - | 34 | 2 | - | - | 1 | 0 | - | 29 | |
| 48 YUGOSLAVIA | - | - | - | - | - | 0 | 0 | - | - | - | - | |
| 52 TURKEY | - | - | - | - | - | - | - | - | - | - | - | |
| 56 USSR | - | - | - | - | - | - | - | - | - | - | - | |
| 58 GERMAN DR | - | - | - | - | - | 0 | 0 | - | - | - | - | |
| 60 POLAND | - | - | - | - | - | 0 | 0 | - | - | - | - | |
| 62 CZECHOSLOVAKIA | - | - | - | - | - | 1 | 3 | - | - | - | - | |
| 64 HUNGARY | - | - | - | - | - | 0 | 1 | - | - | - | - | |
| 66 RUMANIA | - | - | - | - | - | - | - | - | - | - | - | |
| 68 BULGARIA | - | - | - | - | - | - | 0 | - | - | - | - | |
| 71 TOTAL STATE TRADING | - | - | - | - | - | 1 | 5 | - | - | - | - | |
| 72 OTHER EUROP. COUNTRIES | - | - | - | - | - | - | - | - | - | - | - | |
| 80 NEAR AND MIDDLE EAST | - | - | - | - | - | - | - | - | - | - | - | |
| 83 OTHER COUNTRIES | - | - | - | - | - | - | - | - | - | - | - | |
| 88 TOTAL THIRD COUNTRIES | 1 | 26 | - | 35 | 2 | 3 | 11 | 1 | 0 | - | 30 | |
| 95 ZUSAMMEN-TOTAL | 1 | 26 | - | 616 | 2 | 40 | 97 | 10 | 0 | - | 30 | |

DURCHGANGSVERKEHR NACH LAND

FRANCE

TRANSIT TRAFFIC BY COUNTRY

1983

TRAFFIC DE TRANSIT PAR PAYS

MIO TKM

| BELADELAND COUNTRY OF LOADING PAYS DE CHARGEMENT | ENTLADELAND | | | | COUNTRY OF UNLOADING | | | | PAYS DE DECHARGEMENT | | | |
|--|-------------|----|----|----|----------------------|----|----|----|----------------------|-----|------|--|
| | 60 | 62 | 64 | 66 | 68 | 71 | 72 | 80 | 83 | 88 | 95 | |
| 01 BR DEUTSCHLAND | - | - | - | - | - | - | - | - | - | 70 | 78 | |
| 02 FRANCE | - | - | - | - | - | - | - | - | - | - | - | |
| 03 ITALIA | - | - | - | - | - | - | - | - | - | 22 | 770 | |
| 04 NEDERLAND | - | - | 0 | - | - | 0 | - | - | - | 29 | 40 | |
| 05 BELGIQUE/BELGIE | 0 | - | 1 | 0 | 0 | 5 | - | - | - | 467 | 1052 | |
| 06 LUXEMBOURG | - | - | - | - | - | 0 | - | - | - | 45 | 76 | |
| 07 UNITED KINGDOM | - | 0 | 1 | 3 | 3 | 12 | - | - | - | 88 | 226 | |
| 08 IRELAND | - | - | - | - | - | - | - | - | - | - | - | |
| 09 DANMARK | - | - | - | - | - | - | - | - | - | 0 | 1 | |
| 10 HELLAS | - | - | - | - | - | - | - | - | - | - | 0 | |
| 20 EUR | 0 | 0 | 2 | 3 | 3 | 16 | - | - | - | 721 | 2243 | |
| 28 NORWAY | - | - | - | - | - | - | - | - | - | 0 | 0 | |
| 30 SWEDEN | - | - | - | - | - | - | - | - | - | 4 | 4 | |
| 32 FINLAND | - | - | - | - | - | - | - | - | - | - | - | |
| 36 SWITZERLAND | - | - | - | - | - | 0 | - | - | - | 4 | 77 | |
| 38 AUSTRIA | - | - | - | - | - | - | - | - | - | 0 | 1 | |
| 40 PORTUGAL | 0 | 0 | - | - | - | 0 | - | - | - | 2 | 12 | |
| 42 SPAIN | 0 | 29 | 0 | 0 | - | 60 | - | - | - | 123 | 710 | |
| 48 YUGOSLAVIA | - | - | - | - | - | - | - | - | - | 0 | 9 | |
| 52 TURKEY | - | - | - | - | - | - | - | - | - | - | - | |
| 56 USSR | - | - | - | - | - | - | - | - | - | - | - | |
| 58 GERMAN DR | - | - | - | - | - | - | - | - | - | 1 | 1 | |
| 60 POLAND | - | - | - | - | - | - | - | - | - | 0 | 0 | |
| 62 CZECHOSLOVAKIA | - | - | - | - | - | - | - | - | - | 4 | 4 | |
| 64 HUNGARY | - | - | - | - | - | - | - | - | - | 1 | 1 | |
| 66 RUMANIA | - | - | - | - | - | - | - | - | - | - | 0 | |
| 68 BULGARIA | - | - | - | - | - | - | - | - | - | 0 | 0 | |
| 71 TOTAL STATE TRADING | - | - | - | - | - | - | - | - | - | 6 | 15 | |
| 72 OTHER EUROP. COUNTRIES | - | - | - | - | - | - | - | - | - | - | - | |
| 80 NEAR AND MIDDLE EAST | - | - | - | - | - | - | - | - | - | - | - | |
| 83 OTHER COUNTRIES | - | - | - | - | - | - | - | - | - | - | - | |
| 88 TOTAL THIRD COUNTRIES | 0 | 29 | 0 | 0 | - | 60 | - | - | - | 139 | 819 | |
| 95 ZUSAMMEN-TOTAL | 0 | 29 | 2 | 3 | 3 | 77 | - | - | - | 860 | 3062 | |

EISENBAHN - RAILWAY - CHEMIN DE FER

3.3.03:1 (6B)

DURCHGANGSVERKEHR NACH LAND

ITALIA

TRANSIT TRAFFIC BY COUNTRY

1983

TRAFIC DE TRANSIT PAR PAYS

MIO TKM

| BELADELAND COUNTRY OF LOADING PAYS DE CHARGEMENT | ENTLADELAND | | | | COUNTRY OF UNLOADING | | | | PAYS DE DECHARGEMENT | | | |
|--|-------------|----|----|----|----------------------|----|----|----|----------------------|----|----|--|
| | 01 | 02 | 03 | 04 | 05 | 06 | 07 | 08 | 09 | 10 | 20 | |
| 01 BR DEUTSCHLAND | - | - | - | - | - | - | - | - | - | - | - | |
| 02 FRANCE | - | - | - | - | - | - | - | - | - | 3 | 3 | |
| 03 ITALIA | - | - | - | - | - | - | - | - | - | - | - | |
| 04 NEDERLAND | - | 0 | - | - | - | - | - | - | - | - | 0 | |
| 05 BELGIQUE/BELGIE | - | - | - | - | - | - | - | - | - | - | - | |
| 06 LUXEMBOURG | - | - | - | - | - | - | - | - | - | - | - | |
| 07 UNITED KINGDOM | - | - | - | - | - | - | - | - | - | - | - | |
| 08 IRELAND | - | - | - | - | - | - | - | - | - | - | - | |
| 09 DANMARK | - | - | - | - | - | - | - | - | - | - | - | |
| 10 HELLAS | - | 0 | - | - | - | - | - | - | - | - | 0 | |
| 20 EUR | - | 0 | - | - | - | - | - | - | - | 3 | 4 | |
| 28 NORWAY | - | - | - | - | - | - | - | - | - | - | - | |
| 30 SWEDEN | - | - | - | - | - | - | - | - | - | - | - | |
| 32 FINLAND | - | - | - | - | - | - | - | - | - | - | - | |
| 36 SWITZERLAND | - | 0 | - | - | - | - | - | - | - | 0 | 0 | |
| 38 AUSTRIA | - | 2 | - | - | - | - | - | - | - | - | 2 | |
| 40 PORTUGAL | - | - | - | - | - | - | - | - | - | - | - | |
| 42 SPAIN | - | - | - | - | - | - | - | - | - | 0 | 0 | |
| 48 YUGOSLAVIA | 0 | 22 | - | - | - | - | - | 4 | - | - | 26 | |
| 52 TURKEY | - | 0 | - | - | - | - | - | - | - | - | 0 | |
| 56 USSR | - | - | - | - | - | - | - | - | - | - | - | |
| 58 GERMAN DR | - | - | - | - | - | - | - | - | - | - | - | |
| 60 POLAND | - | - | - | - | - | - | - | - | - | - | - | |
| 62 CZECHOSLOVAKIA | - | - | - | - | - | - | - | - | - | - | - | |
| 64 HUNGARY | - | 13 | - | - | - | - | - | - | - | - | 13 | |
| 66 RUMANIA | - | 18 | - | - | - | - | - | - | - | - | 18 | |
| 68 BULGARIA | - | 0 | - | - | - | - | - | - | - | - | 0 | |
| 71 TOTAL STATE TRADING | 0 | 53 | - | - | - | - | - | 4 | - | - | 57 | |
| 72 OTHER EUROP. COUNTRIES | - | 0 | - | - | - | - | - | - | - | - | 0 | |
| 80 NEAR AND MIDDLE EAST | - | - | - | - | - | - | - | - | - | - | - | |
| 83 OTHER COUNTRIES | - | - | - | - | - | - | - | - | - | - | - | |
| 88 TOTAL THIRD COUNTRIES | 0 | 56 | - | - | - | - | - | 4 | - | 0 | 60 | |
| 95 ZUSAMMEN-TOTAL | 0 | 56 | - | - | - | - | - | 4 | - | 3 | 63 | |

EISENBAHN - RAILWAY - CHEMIN DE FER

3.3.03:2 (6B)

DURCHGANGSVERKEHR NACH LAND

ITALIA

TRANSIT TRAFFIC BY COUNTRY

1983

TRAFIC DE TRANSIT PAR PAYS

MIO TKM

| BELADELAND COUNTRY OF LOADING PAYS DE CHARGEMENT | ENTLADELAND | | | | COUNTRY OF UNLOADING | | | | PAYS DE DECHARGEMENT | | | |
|--|-------------|----|----|----|----------------------|----|----|----|----------------------|----|----|--|
| | 28 | 30 | 32 | 36 | 38 | 40 | 42 | 48 | 52 | 56 | 58 | |
| 01 BR DEUTSCHLAND | - | - | - | - | - | - | - | - | - | - | - | |
| 02 FRANCE | - | - | - | 0 | 8 | - | - | 31 | - | - | - | |
| 03 ITALIA | - | - | - | - | - | - | - | - | - | - | - | |
| 04 NEDERLAND | - | - | - | - | - | - | - | - | - | - | - | |
| 05 BELGIQUE/BELGIE | - | - | - | - | - | - | - | 0 | - | - | - | |
| 06 LUXEMBOURG | - | - | - | - | - | - | - | 1 | - | - | - | |
| 07 UNITED KINGDOM | - | - | - | - | - | - | - | - | - | - | - | |
| 08 IRELAND | - | - | - | - | - | - | - | - | - | - | - | |
| 09 DANMARK | - | - | - | - | - | - | - | - | - | - | - | |
| 10 HELLAS | - | - | - | 0 | - | - | - | - | - | - | - | |
| 20 EUR | - | - | - | 0 | 8 | - | - | 32 | - | - | - | |
| 28 NORWAY | - | - | - | - | - | - | - | - | - | - | - | |
| 30 SWEDEN | - | - | - | - | - | - | - | - | - | - | - | |
| 32 FINLAND | - | - | - | - | - | - | - | - | - | - | - | |
| 36 SWITZERLAND | - | - | - | 0 | 0 | - | 1 | 3 | - | - | - | |
| 38 AUSTRIA | - | - | - | 0 | - | - | - | - | - | - | - | |
| 40 PORTUGAL | - | - | - | - | 0 | - | - | 0 | - | - | - | |
| 42 SPAIN | - | - | - | - | 0 | - | - | 1 | 0 | - | - | |
| 48 YUGOSLAVIA | - | - | - | 30 | 0 | 0 | 1 | 1 | - | - | - | |
| 52 TURKEY | - | - | - | - | - | - | - | - | - | - | - | |
| 56 USSR | - | - | - | - | - | - | - | - | - | - | - | |
| 58 GERMAN DR | - | - | - | - | - | - | - | - | - | - | - | |
| 60 POLAND | - | - | - | - | - | - | - | - | - | - | - | |
| 62 CZECHOSLOVAKIA | - | - | - | - | - | - | 0 | - | - | - | - | |
| 64 HUNGARY | - | - | - | 1 | - | - | 0 | - | - | - | - | |
| 66 RUMANIA | - | - | - | 0 | - | 0 | 0 | - | - | - | - | |
| 68 BULGARIA | - | - | - | 0 | - | - | 0 | - | - | - | - | |
| 71 TOTAL STATE TRADING | - | - | - | 32 | 0 | 0 | 2 | - | - | - | - | |
| 72 OTHER EUROP. COUNTRIES | - | - | - | - | - | - | - | - | - | - | - | |
| 80 NEAR AND MIDDLE EAST | - | - | - | - | - | - | - | - | - | - | - | |
| 83 OTHER COUNTRIES | - | - | - | - | - | - | - | - | - | - | - | |
| 88 TOTAL THIRD COUNTRIES | - | - | - | 32 | 0 | 0 | 3 | 3 | 0 | - | - | |
| 95 ZUSAMMEN-TOTAL | - | - | - | 32 | 8 | 0 | 3 | 35 | 0 | - | - | |

DURCHGANGSVERKEHR NACH LAND

ITALIA

TRANSIT TRAFFIC BY COUNTRY

1983

TRAFIC DE TRANSIT PAR PAYS

MIO TKM

| BELADELAND COUNTRY OF LOADING PAYS DE CHARGEMENT | ENTLADELAND | | | COUNTRY OF UNLOADING | | | | | | PAYS DE DECHARGEMENT | | | |
|--|-------------|----|----|----------------------|----|----|----|----|----|----------------------|-----|--|--|
| | 60 | 62 | 64 | 66 | 68 | 71 | 72 | 80 | 83 | 88 | 95 | | |
| 01 BR DEUTSCHLAND | - | - | - | - | - | - | - | - | - | - | - | | |
| 02 FRANCE | 0 | - | 2 | 2 | 2 | 37 | - | - | - | 45 | 48 | | |
| 03 ITALIA | - | - | - | - | - | - | - | - | - | - | - | | |
| 04 NEDERLAND | - | - | - | - | - | - | - | - | - | - | 0 | | |
| 05 BELGIQUE/BELGIE | - | - | - | - | - | - | - | - | - | - | 0 | | |
| 06 LUXEMBOURG | - | - | - | - | - | 0 | - | - | - | 0 | 0 | | |
| 07 UNITED KINGDOM | - | - | - | - | 0 | 1 | - | - | - | 1 | 1 | | |
| 08 IRELAND | - | - | - | - | - | - | - | - | - | - | - | | |
| 09 DANMARK | - | - | - | - | - | - | - | - | - | - | - | | |
| 10 HELLAS | - | - | - | - | - | - | - | - | - | 0 | 0 | | |
| 20 EUR | 0 | - | 2 | 2 | 2 | 38 | - | - | - | 46 | 49 | | |
| 28 NORWAY | - | - | - | - | - | - | - | - | - | - | - | | |
| 30 SWEDEN | - | - | - | - | - | - | - | - | - | - | - | | |
| 32 FINLAND | - | - | - | - | - | - | - | - | - | - | - | | |
| 36 SWITZERLAND | - | - | 0 | 0 | 0 | 3 | - | - | - | 3 | 3 | | |
| 38 AUSTRIA | - | - | - | - | - | - | - | - | - | 1 | 3 | | |
| 40 PORTUGAL | - | - | - | 0 | 0 | 0 | - | - | - | 0 | 0 | | |
| 42 SPAIN | - | - | 0 | 0 | 1 | 2 | 0 | - | - | 2 | 2 | | |
| 48 YUGOSLAVIA | - | - | - | - | - | - | 0 | - | - | 32 | 57 | | |
| 52 TURKEY | - | - | - | - | - | - | - | - | - | - | 0 | | |
| 56 USSR | - | - | - | - | - | - | - | - | - | - | - | | |
| 58 GERMAN DR | - | - | - | - | - | - | - | - | - | - | - | | |
| 60 POLAND | - | - | - | - | - | - | - | - | - | - | - | | |
| 62 CZECHOSLOVAKIA | - | - | - | - | - | - | - | - | - | 0 | 0 | | |
| 64 HUNGARY | - | - | - | - | - | - | - | - | - | 2 | 14 | | |
| 66 RUMANIA | - | - | - | - | - | - | - | - | - | 1 | 19 | | |
| 68 BULGARIA | - | - | - | - | - | - | - | - | - | 0 | 1 | | |
| 71 TOTAL STATE TRADING | - | - | - | - | - | - | 1 | - | - | 35 | 92 | | |
| 72 OTHER EUROP. COUNTRIES | - | - | - | - | - | - | 61 | - | - | 61 | 61 | | |
| 80 NEAR AND MIDDLE EAST | - | - | - | - | - | - | - | - | - | - | - | | |
| 83 OTHER COUNTRIES | - | - | - | - | - | - | - | - | - | - | - | | |
| 88 TOTAL THIRD COUNTRIES | - | - | 0 | 0 | 1 | 5 | 62 | - | - | 102 | 161 | | |
| 95 ZUSAMMEN-TOTAL | 0 | - | 2 | 2 | 3 | 42 | 62 | - | - | 148 | 211 | | |

EISENBahn - RAILWAY - CHEMIN DE FER

3.3.04:1 (6B)

DURCHGANGSVERKEHR NACH LAND

NEDERLAND

TRANSIT TRAFFIC BY COUNTRY

1983

TRAFIC DE TRANSIT PAR PAYS

MIO TKM

| BELADELAND COUNTRY OF LOADING PAYS DE CHARGEMENT | ENTLADELAND | | | COUNTRY OF UNLOADING | | | | | | | PAYS DE DECHARGEMENT | | |
|--|-------------|----|----|----------------------|----|----|----|----|----|----|----------------------|--|--|
| | 01 | 02 | 03 | 04 | 05 | 06 | 07 | 08 | 09 | 10 | 20 | | |
| 01 BR DEUTSCHLAND | 0 | 5 | - | - | 5 | - | 0 | - | - | - | 10 | | |
| 02 FRANCE | 0 | - | - | - | - | - | - | - | - | - | 0 | | |
| 03 ITALIA | - | - | - | - | - | - | - | - | - | - | - | | |
| 04 NEDERLAND | - | - | - | - | - | - | - | - | - | - | - | | |
| 05 BELGIQUE/BELGIE | 3 | 0 | - | - | - | - | - | - | 0 | - | 3 | | |
| 06 LUXEMBOURG | - | - | - | - | - | - | - | - | - | - | - | | |
| 07 UNITED KINGDOM | - | - | - | - | - | - | - | - | - | - | - | | |
| 08 IRELAND | - | - | - | - | - | - | - | - | - | - | - | | |
| 09 DANMARK | - | - | - | - | - | - | - | - | - | - | - | | |
| 10 HELLAS | - | - | - | - | - | - | - | - | - | - | - | | |
| 20 EUR | 3 | 5 | - | - | 5 | - | 0 | - | 0 | - | 13 | | |
| 28 NORWAY | - | - | - | - | - | - | - | - | - | - | - | | |
| 30 SWEDEN | - | - | - | - | - | - | - | - | - | - | - | | |
| 32 FINLAND | - | - | - | - | - | - | - | - | - | - | - | | |
| 36 SWITZERLAND | - | - | - | - | - | - | - | - | - | - | - | | |
| 38 AUSTRIA | - | - | - | - | - | - | - | - | - | - | - | | |
| 40 PORTUGAL | - | - | - | - | - | - | - | - | - | - | - | | |
| 42 SPAIN | - | - | - | - | - | - | - | - | - | - | - | | |
| 48 YUGOSLAVIA | - | - | - | - | 0 | - | - | - | - | - | 0 | | |
| 52 TURKEY | - | - | - | - | - | - | - | - | - | - | - | | |
| 56 USSR | - | - | - | - | - | - | - | - | - | - | - | | |
| 58 GERMAN DR | - | - | - | - | 0 | - | - | - | - | - | 0 | | |
| 60 POLAND | - | - | - | - | - | - | - | - | - | - | - | | |
| 62 CZECHOSLOVAKIA | - | - | - | - | 0 | - | - | - | - | - | 0 | | |
| 64 HUNGARY | - | - | - | - | 0 | - | - | - | - | - | 0 | | |
| 66 RUMANIA | - | - | - | - | - | - | - | - | - | - | - | | |
| 68 BULGARIA | - | - | - | - | - | - | - | - | - | - | - | | |
| 71 TOTAL STATE TRADING | - | - | - | - | 0 | - | - | - | - | - | 0 | | |
| 72 OTHER EUROP. COUNTRIES | - | - | - | - | - | - | - | - | - | - | - | | |
| 80 NEAR AND MIDDLE EAST | - | - | - | - | - | - | - | - | - | - | - | | |
| 83 OTHER COUNTRIES | - | - | - | - | - | - | - | - | - | - | - | | |
| 88 TOTAL THIRD COUNTRIES | - | - | - | - | 0 | - | - | - | - | - | 0 | | |
| 95 ZUSAMMEN-TOTAL | 3 | 5 | - | - | 5 | - | 0 | - | 0 | - | 13 | | |

EISENBahn - RAILWAY - CHEMIN DE FER

3.3.04:2 (6B)

DURCHGANGSVERKEHR NACH LAND

NEDERLAND

TRANSIT TRAFFIC BY COUNTRY

1983

TRAFIC DE TRANSIT PAR PAYS

MIO TKM

| BELADELAND COUNTRY OF LOADING PAYS DE CHARGEMENT | ENTLADELAND | | | COUNTRY OF UNLOADING | | | | | | | PAYS DE DECHARGEMENT | | |
|--|-------------|----|----|----------------------|----|----|----|----|----|----|----------------------|--|--|
| | 28 | 30 | 32 | 36 | 38 | 40 | 42 | 48 | 52 | 56 | 58 | | |
| 01 BR DEUTSCHLAND | - | - | - | - | - | - | - | - | - | - | - | | |
| 02 FRANCE | - | 0 | - | - | - | - | - | - | - | - | - | | |
| 03 ITALIA | - | - | - | - | - | - | - | - | - | - | - | | |
| 04 NEDERLAND | - | - | - | - | - | - | - | - | - | - | - | | |
| 05 BELGIQUE/BELGIE | - | 0 | - | - | - | - | - | - | - | - | - | | |
| 06 LUXEMBOURG | - | - | - | - | - | - | - | - | - | - | - | | |
| 07 UNITED KINGDOM | - | - | - | - | - | - | - | - | - | - | - | | |
| 08 IRELAND | - | - | - | - | - | - | - | - | - | - | - | | |
| 09 DANMARK | - | - | - | - | - | - | - | - | - | - | - | | |
| 10 HELLAS | - | - | - | - | - | - | - | - | - | - | - | | |
| 20 EUR | - | 0 | - | - | - | - | - | - | - | - | - | | |
| 28 NORWAY | - | - | - | - | - | - | - | - | - | - | - | | |
| 30 SWEDEN | - | - | - | - | - | - | - | - | - | - | - | | |
| 32 FINLAND | - | - | - | - | - | - | - | - | - | - | - | | |
| 36 SWITZERLAND | - | - | - | - | - | - | - | - | - | - | - | | |
| 38 AUSTRIA | - | - | - | - | - | - | - | - | - | - | - | | |
| 40 PORTUGAL | - | - | - | - | - | - | - | - | - | - | - | | |
| 42 SPAIN | - | - | - | - | - | - | - | - | - | - | - | | |
| 48 YUGOSLAVIA | - | - | - | - | - | - | - | - | - | - | - | | |
| 52 TURKEY | - | - | - | - | - | - | - | - | - | - | - | | |
| 56 USSR | - | - | - | - | - | - | - | - | - | - | - | | |
| 58 GERMAN DR | - | - | - | - | - | - | - | - | - | - | - | | |
| 60 POLAND | - | - | - | - | - | - | - | - | - | - | - | | |
| 62 CZECHOSLOVAKIA | - | - | - | - | - | - | - | - | - | - | - | | |
| 64 HUNGARY | - | - | - | - | - | - | - | - | - | - | - | | |
| 66 RUMANIA | - | - | - | - | - | - | - | - | - | - | - | | |
| 68 BULGARIA | - | - | - | - | - | - | - | - | - | - | - | | |
| 71 TOTAL STATE TRADING | - | - | - | - | - | - | - | - | - | - | - | | |
| 72 OTHER EUROP. COUNTRIES | - | - | - | - | - | - | - | - | - | - | - | | |
| 80 NEAR AND MIDDLE EAST | - | - | - | - | - | - | - | - | - | - | - | | |
| 83 OTHER COUNTRIES | - | - | - | - | - | - | - | - | - | - | - | | |
| 88 TOTAL THIRD COUNTRIES | - | - | - | - | - | - | - | - | - | - | - | | |
| 95 ZUSAMMEN-TOTAL | - | 0 | - | - | - | - | - | - | - | - | - | | |

DURCHGANGSVERKEHR NACH LAND

NEDERLAND

TRANSIT TRAFFIC BY COUNTRY

1983

TRAFIC DE TRANSIT PAR PAYS

MIO TKM

| BELADELAND COUNTRY OF LOADING PAYS DE CHARGEMENT | ENTLADELAND | | | | COUNTRY OF UNLOADING | | | | PAYS DE DECHARGEMENT | | | |
|--|-------------|----|----|----|----------------------|----|----|----|----------------------|----|----|--|
| | 60 | 62 | 64 | 66 | 68 | 71 | 72 | 80 | 83 | 88 | 95 | |
| 01 BR DEUTSCHLAND | - | - | - | - | - | - | - | - | - | - | 10 | |
| 02 FRANCE | - | - | - | - | - | - | - | - | - | 0 | 0 | |
| 03 ITALIA | - | - | - | - | - | - | - | - | - | - | - | |
| 04 NEDERLAND | - | - | - | - | - | - | - | - | - | - | - | |
| 05 BELGIQUE/BELGIE | - | - | 0 | - | - | 0 | - | - | - | 0 | 3 | |
| 06 LUXEMBOURG | - | - | - | - | - | - | - | - | - | - | - | |
| 07 UNITED KINGDOM | - | - | - | - | - | - | - | - | - | - | - | |
| 08 IRELAND | - | - | - | - | - | - | - | - | - | - | - | |
| 09 DANMARK | - | - | - | - | - | - | - | - | - | - | - | |
| 10 HELLAS | - | - | - | - | - | - | - | - | - | - | - | |
| 20 EUR | - | - | 0 | - | - | 0 | - | - | - | 0 | 13 | |
| 28 NORWAY | - | - | - | - | - | - | - | - | - | - | - | |
| 30 SWEDEN | - | - | - | - | - | - | - | - | - | - | - | |
| 32 FINLAND | - | - | - | - | - | - | - | - | - | - | - | |
| 36 SWITZERLAND | - | - | - | - | - | - | - | - | - | - | - | |
| 38 AUSTRIA | - | - | - | - | - | - | - | - | - | - | - | |
| 40 PORTUGAL | - | - | - | - | - | - | - | - | - | - | - | |
| 42 SPAIN | - | - | - | - | - | - | - | - | - | - | - | |
| 48 YUGOSLAVIA | - | - | - | - | - | - | - | - | - | - | 0 | |
| 52 TURKEY | - | - | - | - | - | - | - | - | - | - | - | |
| 56 USSR | - | - | - | - | - | - | - | - | - | - | - | |
| 58 GERMAN DR | - | - | - | - | - | - | - | - | - | - | 0 | |
| 60 POLAND | - | - | - | - | - | - | - | - | - | - | - | |
| 62 CZECHOSLOVAKIA | - | - | - | - | - | - | - | - | - | - | 0 | |
| 64 HUNGARY | - | - | - | - | - | - | - | - | - | - | 0 | |
| 66 RUMANIA | - | - | - | - | - | - | - | - | - | - | - | |
| 68 BULGARIA | - | - | - | - | - | - | - | - | - | - | - | |
| 71 TOTAL STATE TRADING | - | - | - | - | - | - | - | - | - | - | 0 | |
| 72 OTHER EUROP. COUNTRIES | - | - | - | - | - | - | - | - | - | - | - | |
| 80 NEAR AND MIDDLE EAST | - | - | - | - | - | - | - | - | - | - | - | |
| 83 OTHER COUNTRIES | - | - | - | - | - | - | - | - | - | - | - | |
| 88 TOTAL THIRD COUNTRIES | - | - | - | - | - | - | - | - | - | - | 0 | |
| 95 ZUSAMMEN-TOTAL | - | - | 0 | - | - | 0 | - | - | - | 0 | 13 | |

EISENBAHN - RAILWAY - CHEMIN DE FER
 DURCHGANGSVERKEHR NACH LAND
 TRANSIT TRAFFIC BY COUNTRY
 TRAFIC DE TRANSIT PAR PAYS

3.3.05:1 (6B)
 BELGIQUE/BELGIE
 1983
 MIO TKM

| BELADELAND COUNTRY OF LOADING PAYS DE CHARGEMENT | ENTLADELAND | | | COUNTRY OF UNLOADING | | | | | PAYS DE DECHARGEMENT | | | |
|--|-------------|-----|----|----------------------|----|----|-----|----|----------------------|----|-----|--|
| | 01 | 02 | 03 | 04 | 05 | 06 | 07 | 08 | 09 | 10 | 20 | |
| 01 BR DEUTSCHLAND | 0 | 202 | - | 1 | - | 95 | 30 | - | - | - | 329 | |
| 02 FRANCE | 47 | 1 | 0 | 75 | - | 1 | 0 | - | 2 | 0 | 125 | |
| 03 ITALIA | - | 0 | - | 1 | - | - | 36 | - | - | - | 37 | |
| 04 NEDERLAND | 5 | 155 | 12 | 4 | - | 3 | 6 | - | - | - | 184 | |
| 05 BELGIQUE/BELGIE | - | - | - | - | - | - | - | - | - | - | - | |
| 06 LUXEMBOURG | 6 | - | - | 10 | - | - | 3 | - | - | - | 19 | |
| 07 UNITED KINGDOM | 10 | 0 | 2 | 1 | - | - | - | - | 0 | - | 13 | |
| 08 IRELAND | - | - | - | - | - | - | - | - | - | - | - | |
| 09 DANMARK | - | 0 | - | - | - | - | - | 1 | - | - | 1 | |
| 10 HELLAS | - | - | - | - | - | - | - | - | - | - | - | |
| 20 EUR | 69 | 359 | 14 | 92 | - | 98 | 76 | - | 2 | 0 | 710 | |
| 28 NORWAY | - | 0 | - | - | - | - | 0 | - | - | - | 0 | |
| 30 SWEDEN | 0 | 6 | - | 0 | - | - | - | - | - | - | 6 | |
| 32 FINLAND | - | - | - | - | - | - | - | - | - | - | - | |
| 36 SWITZERLAND | - | 0 | - | 0 | - | - | 2 | - | - | - | 2 | |
| 38 AUSTRIA | - | - | - | 0 | - | - | 21 | - | - | - | 21 | |
| 40 PORTUGAL | - | - | - | 0 | - | - | - | - | - | - | 0 | |
| 42 SPAIN | 0 | - | - | 9 | - | - | - | - | - | - | 9 | |
| 48 YUGOSLAVIA | - | - | - | 0 | - | - | 0 | - | - | - | 0 | |
| 52 TURKEY | - | - | - | - | - | - | - | - | - | - | - | |
| 56 USSR | - | 0 | - | 1 | - | - | - | - | - | - | 2 | |
| 58 GERMAN DR | - | 0 | - | 0 | - | - | 0 | - | - | - | 0 | |
| 60 POLAND | - | 0 | - | 0 | - | - | 1 | - | - | - | 1 | |
| 62 CZECHOSLOVAKIA | - | - | - | 0 | - | - | 0 | - | - | - | 0 | |
| 64 HUNGARY | - | - | - | 0 | - | - | 0 | - | - | - | 0 | |
| 66 RUMANIA | - | - | - | 0 | - | - | 0 | - | - | - | 0 | |
| 68 BULGARIA | - | - | - | 0 | - | - | 0 | - | - | - | 0 | |
| 71 TOTAL STATE TRADING | - | 1 | - | 2 | - | - | 1 | - | - | - | 4 | |
| 72 OTHER EUROP. COUNTRIES | - | - | - | - | - | - | - | - | - | - | - | |
| 80 NEAR AND MIDDLE EAST | - | - | - | - | - | - | - | - | - | - | - | |
| 83 OTHER COUNTRIES | - | - | - | - | - | - | - | - | - | - | - | |
| 88 TOTAL THIRD COUNTRIES | 0 | 7 | - | 12 | - | - | 24 | - | - | - | 43 | |
| 95 ZUSAMMEN-TOTAL | 69 | 366 | 14 | 104 | - | 98 | 100 | - | 2 | 0 | 753 | |

EISENBAHN - RAILWAY - CHEMIN DE FER
 DURCHGANGSVERKEHR NACH LAND
 TRANSIT TRAFFIC BY COUNTRY
 TRAFIC DE TRANSIT PAR PAYS

3.3.05:2 (6B)
 BELGIQUE/BELGIE
 1983
 MIO TKM

| BELADELAND COUNTRY OF LOADING PAYS DE CHARGEMENT | ENTLADELAND | | | COUNTRY OF UNLOADING | | | | | PAYS DE DECHARGEMENT | | | |
|--|-------------|----|----|----------------------|----|----|----|----|----------------------|----|----|--|
| | 28 | 30 | 32 | 36 | 38 | 40 | 42 | 48 | 52 | 56 | 58 | |
| 01 BR DEUTSCHLAND | - | - | - | - | - | - | 0 | - | - | - | - | |
| 02 FRANCE | 3 | 2 | - | - | - | - | - | - | - | - | 1 | |
| 03 ITALIA | - | - | - | - | - | - | - | - | - | - | - | |
| 04 NEDERLAND | - | 3 | - | 11 | 1 | 0 | 2 | 0 | - | - | 3 | |
| 05 BELGIQUE/BELGIE | - | - | - | - | - | - | - | - | - | - | - | |
| 06 LUXEMBOURG | - | - | - | - | - | - | - | - | - | - | - | |
| 07 UNITED KINGDOM | - | - | - | 1 | 2 | - | - | 4 | - | - | 1 | |
| 08 IRELAND | - | - | - | - | - | - | - | - | - | - | - | |
| 09 DANMARK | - | - | - | - | - | - | - | - | - | - | - | |
| 10 HELLAS | - | - | - | - | - | - | - | - | - | - | - | |
| 20 EUR | 3 | 5 | - | 12 | 3 | 0 | 2 | 4 | - | - | 5 | |
| 28 NORWAY | - | - | - | - | - | - | - | - | - | - | - | |
| 30 SWEDEN | - | - | - | - | - | - | - | - | - | - | - | |
| 32 FINLAND | - | - | - | - | - | - | - | - | - | - | - | |
| 36 SWITZERLAND | - | - | - | - | - | - | - | - | - | - | - | |
| 38 AUSTRIA | - | - | - | - | - | - | - | - | - | - | - | |
| 40 PORTUGAL | - | - | - | - | - | - | - | - | - | - | - | |
| 42 SPAIN | 0 | 0 | - | - | - | - | - | - | - | - | - | |
| 48 YUGOSLAVIA | - | - | - | - | - | - | - | - | - | - | - | |
| 52 TURKEY | - | - | - | - | - | - | - | - | - | - | - | |
| 56 USSR | - | - | - | - | - | - | - | - | - | - | - | |
| 58 GERMAN DR | - | - | - | - | - | - | - | - | - | - | - | |
| 60 POLAND | - | - | - | - | - | - | - | - | - | - | - | |
| 62 CZECHOSLOVAKIA | - | - | - | - | - | - | - | - | - | - | - | |
| 64 HUNGARY | - | - | - | - | - | - | - | - | - | - | - | |
| 66 RUMANIA | - | - | - | - | - | - | - | - | - | - | - | |
| 68 BULGARIA | - | - | - | - | - | - | - | - | - | - | - | |
| 71 TOTAL STATE TRADING | - | - | - | - | - | - | - | - | - | - | - | |
| 72 OTHER EUROP. COUNTRIES | - | - | - | - | - | - | - | - | - | - | - | |
| 80 NEAR AND MIDDLE EAST | - | - | - | - | - | - | - | - | - | - | - | |
| 83 OTHER COUNTRIES | - | - | - | - | - | - | - | - | - | - | - | |
| 88 TOTAL THIRD COUNTRIES | 0 | 0 | - | - | - | - | - | - | - | - | - | |
| 95 ZUSAMMEN-TOTAL | 3 | 5 | - | 12 | 3 | 0 | 2 | 4 | - | - | 5 | |

DURCHGANGSVERKEHR NACH LAND

BELGIQUE/BELGIE

TRANSIT TRAFFIC BY COUNTRY

1983

TRAFIC DE TRANSIT PAR PAYS

MIO TKM

| BELADELAND COUNTRY OF LOADING PAYS DE CHARGEMENT | ENTLADELAND | | | COUNTRY OF UNLOADING | | | | | PAYS DE DECHARGEMENT | | | |
|--|-------------|----|----|----------------------|----|----|----|----|----------------------|----|-----|--|
| | 60 | 62 | 64 | 66 | 68 | 71 | 72 | 80 | 83 | 88 | 95 | |
| 01 BR DEUTSCHLAND | - | - | - | - | - | - | - | - | - | 0 | 329 | |
| 02 FRANCE | 0 | - | 0 | - | - | 1 | - | - | - | 6 | 132 | |
| 03 ITALIA | - | - | - | - | - | - | - | - | - | - | 37 | |
| 04 NEDERLAND | 0 | 0 | 0 | 0 | 0 | 4 | - | - | - | 21 | 205 | |
| 05 BELGIQUE/BELGIE | - | - | - | - | - | - | - | - | - | - | - | |
| 06 LUXEMBOURG | - | - | - | - | - | - | - | - | - | - | 19 | |
| 07 UNITED KINGDOM | 0 | 1 | 0 | 0 | 0 | 7 | - | - | - | 9 | 22 | |
| 08 IRELAND | - | - | - | - | - | - | - | - | - | - | - | |
| 09 DANMARK | - | - | - | - | - | - | - | - | - | - | 1 | |
| 10 HELLAS | - | - | - | - | - | - | - | - | - | - | - | |
| 20 EUR | 1 | 1 | 0 | 0 | 0 | 11 | - | - | - | 37 | 746 | |
| 28 NORWAY | - | - | - | - | - | - | - | - | - | - | 0 | |
| 30 SWEDEN | - | - | - | - | - | - | - | - | - | - | 6 | |
| 32 FINLAND | - | - | - | - | - | - | - | - | - | - | - | |
| 36 SWITZERLAND | - | - | - | - | - | - | - | - | - | - | 2 | |
| 38 AUSTRIA | - | - | - | - | - | - | - | - | - | - | 21 | |
| 40 PORTUGAL | - | - | - | - | - | - | - | - | - | - | 0 | |
| 42 SPAIN | - | - | - | - | - | - | - | - | - | 0 | 9 | |
| 48 YUGOSLAVIA | - | - | - | - | - | - | - | - | - | - | 0 | |
| 52 TURKEY | - | - | - | - | - | - | - | - | - | - | - | |
| 56 USSR | - | - | - | - | - | - | - | - | - | - | - | |
| 58 GERMAN DR | - | - | - | - | - | - | - | - | - | - | 2 | |
| 60 POLAND | - | - | - | - | - | - | - | - | - | - | 0 | |
| 62 CZECHOSLOVAKIA | - | - | - | - | - | - | - | - | - | - | 1 | |
| 64 HUNGARY | - | - | - | - | - | - | - | - | - | - | 0 | |
| 66 RUMANIA | - | - | - | - | - | - | - | - | - | - | 0 | |
| 68 BULGARIA | - | - | - | - | - | - | - | - | - | - | 0 | |
| 71 TOTAL STATE TRADING | - | - | - | - | - | - | - | - | - | - | 4 | |
| 72 OTHER EUROP. COUNTRIES | - | - | - | - | - | - | - | - | - | - | - | |
| 80 NEAR AND MIDDLE EAST | - | - | - | - | - | - | - | - | - | - | - | |
| 83 OTHER COUNTRIES | - | - | - | - | - | - | - | - | - | - | - | |
| 88 TOTAL THIRD COUNTRIES | - | - | - | - | - | - | - | - | - | 0 | 43 | |
| 95 ZUSAMMEN-TOTAL | 1 | 1 | 0 | 0 | 0 | 11 | - | - | - | 37 | 789 | |

EISENBahn - RAILWAY - CHEMIN DE FER
 DURCHGANGSVERKEHR NACH LAND
 TRANSIT TRAFFIC BY COUNTRY
 TRAFIC DE TRANSIT PAR PAYS

3.3.06:1 (6B)
 LUXEMBOURG
 1983
 MIO TKM

| BELADELAND COUNTRY OF LOADING PAYS DE CHARGEMENT | ENTLADELAND | | | | COUNTRY OF UNLOADING | | | | PAYS DE DECHARGEMENT | | | |
|--|-------------|----|----|----|----------------------|----|----|----|----------------------|----|-----|--|
| | 01 | 02 | 03 | 04 | 05 | 06 | 07 | 08 | 09 | 10 | 20 | |
| 01 BR DEUTSCHLAND | - | 21 | - | - | 1 | - | - | - | - | - | 21 | |
| 02 FRANCE | 0 | - | - | 3 | 10 | - | - | - | - | - | 13 | |
| 03 ITALIA | - | - | - | 0 | 6 | - | - | 0 | - | - | 6 | |
| 04 NEDERLAND | 0 | 9 | 1 | - | - | - | - | - | - | - | 10 | |
| 05 BELGIQUE/BELGIE | 1 | 58 | 15 | - | - | - | - | - | - | - | 74 | |
| 06 LUXEMBOURG | - | - | - | - | - | - | - | - | - | - | - | |
| 07 UNITED KINGDOM | - | 0 | 0 | - | - | - | - | - | - | - | 0 | |
| 08 IRELAND | - | - | - | - | - | - | - | - | - | - | - | |
| 09 DANMARK | - | - | - | - | - | - | - | - | - | - | - | |
| 10 HELLAS | - | - | - | - | - | - | - | - | - | - | - | |
| 20 EUR | 1 | 88 | 16 | 3 | 17 | - | 0 | - | - | - | 125 | |
| 28 NORWAY | - | - | - | - | - | - | - | - | - | - | - | |
| 30 SWEDEN | - | - | - | - | - | - | - | - | - | - | - | |
| 32 FINLAND | - | - | - | - | - | - | - | - | - | - | - | |
| 36 SWITZERLAND | - | - | - | 0 | 2 | - | 0 | - | - | - | 2 | |
| 38 AUSTRIA | - | - | - | - | 0 | - | - | - | - | - | 0 | |
| 40 PORTUGAL | - | - | - | - | - | - | - | - | - | - | - | |
| 42 SPAIN | - | - | - | - | - | - | - | - | - | - | - | |
| 48 YUGOSLAVIA | - | - | - | 0 | 0 | - | - | - | - | - | 0 | |
| 52 TURKEY | - | - | - | - | - | - | - | - | - | - | - | |
| 56 USSR | - | - | - | - | - | - | - | - | - | - | - | |
| 58 GERMAN DR | - | - | - | - | - | - | - | - | - | - | - | |
| 60 POLAND | - | - | - | - | - | - | - | - | - | - | - | |
| 62 CZECHOSLOVAKIA | - | - | - | - | - | - | - | - | - | - | - | |
| 64 HUNGARY | - | - | - | - | 0 | - | - | - | - | - | 0 | |
| 66 RUMANIA | - | - | - | - | - | - | - | - | - | - | - | |
| 68 BULGARIA | - | - | - | - | 0 | - | - | - | - | - | 0 | |
| 71 TOTAL STATE TRADING | - | - | - | 0 | 0 | - | - | - | - | - | 0 | |
| 72 OTHER EUROP. COUNTRIES | - | - | - | - | - | - | - | - | - | - | - | |
| 80 NEAR AND MIDDLE EAST | - | - | - | - | - | - | - | - | - | - | - | |
| 83 OTHER COUNTRIES | - | - | - | - | - | - | - | - | - | - | - | |
| 88 TOTAL THIRD COUNTRIES | - | - | - | 0 | 2 | - | 0 | - | - | - | 2 | |
| 95 ZUSAMMEN-TOTAL | 1 | 88 | 16 | 3 | 19 | - | 0 | - | - | - | 127 | |

EISENBahn - RAILWAY - CHEMIN DE FER
 DURCHGANGSVERKEHR NACH LAND
 TRANSIT TRAFFIC BY COUNTRY
 TRAFIC DE TRANSIT PAR PAYS

3.3.06:2 (6B)
 LUXEMBOURG
 1983
 MIO TKM

| BELADELAND COUNTRY OF LOADING PAYS DE CHARGEMENT | ENTLADELAND | | | | COUNTRY OF UNLOADING | | | | PAYS DE DECHARGEMENT | | | |
|--|-------------|----|----|----|----------------------|----|----|----|----------------------|----|----|--|
| | 28 | 30 | 32 | 36 | 38 | 40 | 42 | 48 | 52 | 56 | 58 | |
| 01 BR DEUTSCHLAND | - | - | - | - | - | - | - | - | - | - | - | |
| 02 FRANCE | - | 0 | - | - | - | - | - | - | - | - | - | |
| 03 ITALIA | - | - | - | - | - | - | - | - | - | - | - | |
| 04 NEDERLAND | - | - | - | 1 | - | - | - | 0 | - | - | - | |
| 05 BELGIQUE/BELGIE | - | - | - | 9 | 0 | - | - | 0 | - | - | - | |
| 06 LUXEMBOURG | - | - | - | - | - | - | - | - | - | - | - | |
| 07 UNITED KINGDOM | - | - | - | 0 | - | - | - | - | - | - | - | |
| 08 IRELAND | - | - | - | - | - | - | - | - | - | - | - | |
| 09 DANMARK | - | - | - | - | - | - | - | - | - | - | - | |
| 10 HELLAS | - | - | - | - | - | - | - | - | - | - | - | |
| 20 EUR | - | 0 | - | 10 | 0 | - | - | 0 | - | - | - | |
| 28 NORWAY | - | - | - | - | - | - | - | - | - | - | - | |
| 30 SWEDEN | - | - | - | - | - | - | - | - | - | - | - | |
| 32 FINLAND | - | - | - | - | - | - | - | - | - | - | - | |
| 36 SWITZERLAND | - | - | - | - | - | - | - | - | - | - | - | |
| 38 AUSTRIA | - | - | - | - | - | - | - | - | - | - | - | |
| 40 PORTUGAL | - | - | - | - | - | - | - | - | - | - | - | |
| 42 SPAIN | - | - | - | - | - | - | - | - | - | - | - | |
| 48 YUGOSLAVIA | - | - | - | - | - | - | - | - | - | - | - | |
| 52 TURKEY | - | - | - | - | - | - | - | - | - | - | - | |
| 56 USSR | - | - | - | - | - | - | - | - | - | - | - | |
| 58 GERMAN DR | - | - | - | - | - | - | - | - | - | - | - | |
| 60 POLAND | - | - | - | - | - | - | - | - | - | - | - | |
| 62 CZECHOSLOVAKIA | - | - | - | - | - | - | - | - | - | - | - | |
| 64 HUNGARY | - | - | - | - | - | - | - | - | - | - | - | |
| 66 RUMANIA | - | - | - | - | - | - | - | - | - | - | - | |
| 68 BULGARIA | - | - | - | - | - | - | - | - | - | - | - | |
| 71 TOTAL STATE TRADING | - | - | - | - | - | - | - | - | - | - | - | |
| 72 OTHER EUROP. COUNTRIES | - | - | - | - | - | - | - | - | - | - | - | |
| 80 NEAR AND MIDDLE EAST | - | - | - | - | - | - | - | - | - | - | - | |
| 83 OTHER COUNTRIES | - | - | - | - | - | - | - | - | - | - | - | |
| 88 TOTAL THIRD COUNTRIES | - | - | - | - | - | - | - | - | - | - | - | |
| 95 ZUSAMMEN-TOTAL | - | 0 | - | 10 | 0 | - | - | 0 | - | - | - | |

DURCHGANGSVERKEHR NACH LAND

LUXEMBOURG

TRANSIT TRAFFIC BY COUNTRY

1983

TRAFIC DE TRANSIT PAR PAYS

MIO TKM

| BELADELAND COUNTRY OF LOADING PAYS DE CHARGEMENT | ENTLADELAND | | | COUNTRY OF UNLOADING | | | | | | PAYS DE DECHARGEMENT | | | |
|--|-------------|----|----|----------------------|----|----|----|----|----|----------------------|-----|--|--|
| | 60 | 62 | 64 | 66 | 68 | 71 | 72 | 80 | 83 | 88 | 95 | | |
| 01 BR DEUTSCHLAND | - | - | - | - | - | - | - | - | - | - | 21 | | |
| 02 FRANCE | - | - | - | - | - | - | - | - | - | 0 | 13 | | |
| 03 ITALIA | - | - | - | - | - | - | - | - | - | - | 6 | | |
| 04 NEDERLAND | - | - | 0 | - | - | 0 | - | - | - | 1 | 11 | | |
| 05 BELGIQUE/BELGIE | 0 | - | 0 | 0 | 0 | 0 | - | - | - | 10 | 84 | | |
| 06 LUXEMBOURG | - | - | - | - | - | - | - | - | - | - | - | | |
| 07 UNITED KINGDOM | - | - | - | - | - | - | - | - | - | 0 | 0 | | |
| 08 IRELAND | - | - | - | - | - | - | - | - | - | - | - | | |
| 09 DANMARK | - | - | - | - | - | - | - | - | - | - | - | | |
| 10 HELLAS | - | - | - | - | - | - | - | - | - | - | - | | |
| 20 EUR | 0 | - | 0 | 0 | 0 | 0 | - | - | - | 11 | 136 | | |
| 28 NORWAY | - | - | - | - | - | - | - | - | - | - | - | | |
| 30 SWEDEN | - | - | - | - | - | - | - | - | - | - | - | | |
| 32 FINLAND | - | - | - | - | - | - | - | - | - | - | - | | |
| 36 SWITZERLAND | - | - | - | - | - | - | - | - | - | - | 2 | | |
| 38 AUSTRIA | - | - | - | - | - | - | - | - | - | - | 0 | | |
| 40 PORTUGAL | - | - | - | - | - | - | - | - | - | - | - | | |
| 42 SPAIN | - | - | - | - | - | - | - | - | - | - | - | | |
| 48 YUGOSLAVIA | - | - | - | - | - | - | - | - | - | - | 0 | | |
| 52 TURKEY | - | - | - | - | - | - | - | - | - | - | - | | |
| 56 USSR | - | - | - | - | - | - | - | - | - | - | - | | |
| 58 GERMAN DR | - | - | - | - | - | - | - | - | - | - | - | | |
| 60 POLAND | - | - | - | - | - | - | - | - | - | - | - | | |
| 62 CZECHOSLOVAKIA | - | - | - | - | - | - | - | - | - | - | - | | |
| 64 HUNGARY | - | - | - | - | - | - | - | - | - | - | 0 | | |
| 66 RUMANIA | - | - | - | - | - | - | - | - | - | - | - | | |
| 68 BULGARIA | - | - | - | - | - | - | - | - | - | - | 0 | | |
| 71 TOTAL STATE TRADING | - | - | - | - | - | - | - | - | - | - | 0 | | |
| 72 OTHER EUROP. COUNTRIES | - | - | - | - | - | - | - | - | - | - | - | | |
| 80 NEAR AND MIDDLE EAST | - | - | - | - | - | - | - | - | - | - | - | | |
| 83 OTHER COUNTRIES | - | - | - | - | - | - | - | - | - | - | - | | |
| 88 TOTAL THIRD COUNTRIES | - | - | - | - | - | - | - | - | - | - | 2 | | |
| 95 ZUSAMMEN-TOTAL | 0 | - | 0 | 0 | 0 | 0 | - | - | - | 11 | 138 | | |

EISENBahn - RAILWAY - CHEMIN DE FER
 DURCHGANGSVERKEHR NACH LAND
 TRANSIT TRAFFIC BY COUNTRY
 TRAFIC DE TRANSIT PAR PAYS

3.3.09:1 (6B)
 DANMARK
 1983
 MIO TKM

| BELADELAND COUNTRY OF LOADING PAYS DE CHARGEMENT | ENTLADELAND | | | COUNTRY OF UNLOADING | | | | | | | PAYS DE DECHARGEMENT | | |
|--|-------------|----|----|----------------------|----|----|----|----|----|----|----------------------|-----|--|
| | 01 | 02 | 03 | 04 | 05 | 06 | 07 | 08 | 09 | 10 | 20 | | |
| 01 BR DEUTSCHLAND | - | - | - | - | - | - | - | - | - | 0 | - | 0 | |
| 02 FRANCE | - | - | - | - | - | - | - | - | - | - | - | - | |
| 03 ITALIA | - | - | - | - | - | - | - | - | - | - | - | - | |
| 04 NEDERLAND | - | - | - | - | - | - | - | - | - | - | - | - | |
| 05 BELGIQUE/BELGIE | - | - | - | - | - | - | - | - | - | - | - | - | |
| 06 LUXEMBOURG | - | - | - | - | - | - | - | - | - | - | - | - | |
| 07 UNITED KINGDOM | - | - | - | - | - | - | - | - | - | - | - | - | |
| 08 IRELAND | - | - | - | - | - | - | - | - | - | - | - | - | |
| 09 DANMARK | 0 | - | - | - | - | - | - | - | - | - | - | 0 | |
| 10 HELLAS | - | - | - | - | - | - | - | - | - | - | - | - | |
| 20 EUR | 0 | - | - | - | - | - | - | - | - | 0 | - | 0 | |
| 28 NORWAY | 4 | 2 | 3 | 1 | 0 | - | - | - | - | - | 0 | 10 | |
| 30 SWEDEN | 88 | 63 | 5 | 1 | 14 | 0 | - | - | - | - | 0 | 171 | |
| 32 FINLAND | 0 | 0 | - | - | 0 | - | - | - | - | - | 0 | 0 | |
| 36 SWITZERLAND | - | - | - | - | - | - | - | - | - | - | - | - | |
| 38 AUSTRIA | - | - | - | - | - | - | - | - | - | - | - | - | |
| 40 PORTUGAL | - | - | - | - | - | - | - | - | - | - | - | - | |
| 42 SPAIN | - | 0 | - | - | - | - | - | - | - | - | - | 0 | |
| 48 YUGOSLAVIA | - | - | - | - | - | - | - | - | - | - | - | - | |
| 52 TURKEY | - | - | - | - | - | - | - | - | - | - | - | - | |
| 56 USSR | - | - | - | - | - | - | - | - | - | - | - | - | |
| 58 GERMAN DR | - | - | - | - | - | - | - | - | - | - | - | - | |
| 60 POLAND | - | - | - | - | - | - | - | - | - | - | - | - | |
| 62 CZECHOSLOVAKIA | - | - | - | - | - | - | - | - | - | - | - | - | |
| 64 HUNGARY | - | - | - | - | - | - | - | - | - | - | - | - | |
| 66 RUMANIA | - | - | - | - | - | - | - | - | - | - | - | - | |
| 68 BULGARIA | - | - | - | - | - | - | - | - | - | - | - | - | |
| 71 TOTAL STATE TRADING | - | - | - | - | - | - | - | - | - | - | - | - | |
| 72 OTHER EUROP. COUNTRIES | - | - | - | - | - | - | - | - | - | - | - | - | |
| 80 NEAR AND MIDDLE EAST | - | - | - | - | - | - | - | - | - | - | - | - | |
| 83 OTHER COUNTRIES | - | - | - | - | - | - | - | - | - | - | - | - | |
| 88 TOTAL THIRD COUNTRIES | 92 | 65 | 8 | 2 | 14 | 0 | - | - | - | - | 0 | 181 | |
| 95 ZUSAMMEN-TOTAL | 92 | 65 | 8 | 2 | 14 | 0 | - | - | - | 0 | 0 | 181 | |

EISENBahn - RAILWAY - CHEMIN DE FER
 DURCHGANGSVERKEHR NACH LAND
 TRANSIT TRAFFIC BY COUNTRY
 TRAFIC DE TRANSIT PAR PAYS

3.3.09:2 (6B)
 DANMARK
 1983
 MIO TKM

| BELADELAND COUNTRY OF LOADING PAYS DE CHARGEMENT | ENTLADELAND | | | COUNTRY OF UNLOADING | | | | | | | PAYS DE DECHARGEMENT | | |
|--|-------------|-----|----|----------------------|----|----|----|----|----|----|----------------------|---|--|
| | 28 | 30 | 32 | 36 | 38 | 40 | 42 | 48 | 52 | 56 | 58 | | |
| 01 BR DEUTSCHLAND | 16 | 107 | 0 | - | - | - | - | - | - | - | - | - | |
| 02 FRANCE | 10 | 32 | 0 | - | - | - | - | 0 | - | - | - | - | |
| 03 ITALIA | 7 | 19 | 0 | - | - | - | - | - | - | - | - | - | |
| 04 NEDERLAND | 0 | 9 | 0 | - | - | - | - | - | - | - | - | - | |
| 05 BELGIQUE/BELGIE | 2 | 7 | - | - | - | - | - | - | - | - | - | - | |
| 06 LUXEMBOURG | - | 1 | - | - | - | - | - | - | - | - | - | - | |
| 07 UNITED KINGDOM | - | - | - | - | - | - | - | - | - | - | - | - | |
| 08 IRELAND | - | - | - | - | - | - | - | - | - | - | - | - | |
| 09 DANMARK | - | - | - | - | - | - | - | - | 0 | - | - | - | |
| 10 HELLAS | - | 0 | - | - | - | - | - | - | - | - | - | - | |
| 20 EUR | 35 | 175 | 0 | - | - | - | - | 0 | 0 | - | - | - | |
| 28 NORWAY | - | - | - | 3 | 0 | - | - | 0 | 0 | - | - | 0 | |
| 30 SWEDEN | - | - | - | 8 | 1 | - | - | 1 | 0 | - | - | 0 | |
| 32 FINLAND | - | - | - | 0 | 0 | - | - | 0 | 0 | - | - | - | |
| 36 SWITZERLAND | 3 | 8 | - | - | - | 0 | - | 0 | - | - | - | - | |
| 38 AUSTRIA | 1 | 2 | - | - | - | - | - | - | - | - | - | - | |
| 40 PORTUGAL | 0 | 0 | - | - | - | - | - | - | - | - | - | - | |
| 42 SPAIN | 0 | 1 | - | - | - | - | - | - | - | - | - | - | |
| 48 YUGOSLAVIA | 0 | 0 | 0 | 0 | - | - | - | - | - | - | - | - | |
| 52 TURKEY | - | 0 | - | - | - | - | - | - | - | - | - | - | |
| 56 USSR | - | - | - | - | - | - | - | - | - | - | - | - | |
| 58 GERMAN DR | 0 | 0 | - | - | - | - | - | - | - | - | - | - | |
| 60 POLAND | - | - | - | - | - | - | - | - | - | - | - | - | |
| 62 CZECHOSLOVAKIA | 0 | - | - | - | - | - | - | - | - | - | - | - | |
| 64 HUNGARY | - | 0 | - | - | - | - | - | - | - | - | - | - | |
| 66 RUMANIA | 0 | 0 | - | - | - | - | - | - | - | - | - | - | |
| 68 BULGARIA | 0 | 0 | 0 | - | - | - | - | - | - | - | - | - | |
| 71 TOTAL STATE TRADING | 0 | 0 | 0 | 0 | - | - | - | - | - | - | - | - | |
| 72 OTHER EUROP. COUNTRIES | - | - | - | - | - | - | - | - | - | - | - | - | |
| 80 NEAR AND MIDDLE EAST | - | - | - | - | - | - | - | - | - | - | - | - | |
| 83 OTHER COUNTRIES | - | - | - | - | - | - | - | - | - | - | - | - | |
| 88 TOTAL THIRD COUNTRIES | 4 | 11 | 0 | 11 | 1 | 0 | 1 | 0 | - | - | - | 0 | |
| 95 ZUSAMMEN-TOTAL | 39 | 186 | 0 | 11 | 1 | 0 | 1 | 0 | - | - | - | 0 | |

DURCHGANGSVERKEHR NACH LAND

DANMARK

TRANSIT TRAFFIC BY COUNTRY

1983

TRAFIC DE TRANSIT PAR PAYS

MIO TKM

| BELADELAND COUNTRY OF LOADING PAYS DE CHARGEMENT | ENTLADELAND - COUNTRY OF UNLOADING - PAYS DE DECHARGEMENT | | | | | | | | | | 88 | 95 |
|--|---|----|----|----|----|----|----|----|----|---|-----|-----|
| | 60 | 62 | 64 | 66 | 68 | 71 | 72 | 80 | 83 | | | |
| 01 BR DEUTSCHLAND | - | - | - | - | - | - | - | - | - | - | 123 | 123 |
| 02 FRANCE | - | - | - | - | - | - | - | - | - | - | 42 | 42 |
| 03 ITALIA | - | - | - | - | - | - | - | - | - | - | 26 | 26 |
| 04 NEDERLAND | - | - | - | - | - | - | - | - | - | - | 9 | 9 |
| 05 BELGIQUE/BELGIE | - | - | - | - | - | - | - | - | - | - | 9 | 9 |
| 06 LUXEMBOURG | - | - | - | - | - | - | - | - | - | - | 1 | 1 |
| 07 UNITED KINGDOM | - | - | - | - | - | - | - | - | - | - | - | - |
| 08 IRELAND | - | - | - | - | - | - | - | - | - | - | - | - |
| 09 DANMARK | - | - | - | - | - | 0 | - | - | - | - | 0 | 0 |
| 10 HELLAS | - | - | - | - | - | - | - | - | - | - | 0 | 0 |
| 20 EUR | - | - | - | - | - | 0 | - | - | - | - | 210 | 210 |
| 28 NORWAY | - | 0 | 0 | - | - | 0 | - | - | - | - | 3 | 13 |
| 30 SWEDEN | - | 0 | 0 | - | - | 0 | - | - | - | - | 10 | 181 |
| 32 FINLAND | - | - | 0 | - | - | 0 | - | - | - | - | 0 | 0 |
| 36 SWITZERLAND | - | - | - | - | - | 0 | - | - | - | - | 11 | 11 |
| 38 AUSTRIA | - | - | - | - | - | - | - | - | - | - | 3 | 3 |
| 40 PORTUGAL | - | - | - | - | - | - | - | - | - | - | 0 | 0 |
| 42 SPAIN | - | - | - | - | - | - | - | - | - | - | 1 | 1 |
| 48 YUGOSLAVIA | - | - | - | - | - | - | - | - | - | - | 0 | 0 |
| 52 TURKEY | - | - | - | - | - | - | - | - | - | - | 0 | 0 |
| 56 USSR | - | - | - | - | - | - | - | - | - | - | - | - |
| 58 GERMAN DR | - | - | - | - | - | - | - | - | - | - | 1 | 1 |
| 60 POLAND | - | - | - | - | - | - | - | - | - | - | - | - |
| 62 CZECHOSLOVAKIA | - | - | - | - | - | - | - | - | - | - | 0 | 0 |
| 64 HUNGARY | - | - | - | - | - | - | - | - | - | - | 0 | 0 |
| 66 RUMANIA | - | - | - | - | - | - | - | - | - | - | 0 | 0 |
| 68 BULGARIA | - | - | - | - | - | - | - | - | - | - | 0 | 0 |
| 71 TOTAL STATE TRADING | - | - | - | - | - | - | - | - | - | - | 1 | 1 |
| 72 OTHER EUROP. COUNTRIES | - | - | - | - | - | - | - | - | - | - | - | - |
| 80 NEAR AND MIDDLE EAST | - | - | - | - | - | - | - | - | - | - | - | - |
| 83 OTHER COUNTRIES | - | - | - | - | - | - | - | - | - | - | - | - |
| 88 TOTAL THIRD COUNTRIES | - | 0 | 0 | - | - | 0 | - | - | - | - | 29 | 210 |
| 95 ZUSAMMEN-TOTAL | - | 0 | 0 | - | - | 0 | - | - | - | - | 239 | 420 |

E I S E N B A H N - R A I L W A Y - C H E M I N D E F E R

3.3.11:1 (6B)

DURCHGANGSVERKEHR NACH LAND EUR

TRANSIT TRAFFIC BY COUNTRY 1983

TRAFIC DE TRANSIT PAR PAYS MIO TKM

| BELADELAND COUNTRY OF LOADING PAYS DE CHARGEMENT | ENTLADELAND | | | | COUNTRY OF UNLOADING | | | | PAYS DE DECHARGEMENT | | | |
|--|-------------|-----|-----|-----|----------------------|-----|-----|----|----------------------|----|------|--|
| | 01 | 02 | 03 | 04 | 05 | 06 | 07 | 08 | 09 | 10 | 20 | |
| 01 BR DEUTSCHLAND | 0 | 228 | 3 | 1 | 8 | 96 | 32 | - | 0 | - | 368 | |
| 02 FRANCE | 47 | 1 | 0 | 78 | 10 | 1 | 0 | - | 2 | 3 | 142 | |
| 03 ITALIA | 1 | 0 | 0 | 4 | 413 | 1 | 371 | - | 0 | - | 791 | |
| 04 NEDERLAND | 6 | 165 | 22 | 4 | 0 | 3 | 6 | - | - | - | 205 | |
| 05 BELGIQUE/BELGIE | 7 | 58 | 596 | - | 0 | - | 0 | - | 0 | 0 | 662 | |
| 06 LUXEMBOURG | 18 | - | 19 | 10 | - | - | 3 | - | - | - | 50 | |
| 07 UNITED KINGDOM | 14 | 0 | 137 | 1 | - | - | - | - | 0 | 0 | 152 | |
| 08 IRELAND | - | - | - | - | - | - | - | - | - | - | - | |
| 09 DANMARK | 0 | 0 | 1 | - | - | - | 1 | - | 0 | - | 2 | |
| 10 HELLAS | - | 0 | - | - | - | - | 0 | - | - | - | 0 | |
| 20 EUR | 94 | 452 | 778 | 98 | 431 | 101 | 413 | - | 3 | 3 | 2373 | |
| 28 NORWAY | 4 | 2 | 3 | 1 | 0 | - | 0 | - | - | 0 | 10 | |
| 30 SWEDEN | 88 | 69 | 5 | 1 | 14 | 0 | - | - | - | 0 | 177 | |
| 32 FINLAND | 0 | 0 | - | - | 0 | - | - | - | - | 0 | 0 | |
| 36 SWITZERLAND | 1 | 0 | - | 1 | 33 | 1 | 41 | 0 | 0 | 0 | 77 | |
| 38 AUSTRIA | - | 2 | - | 0 | 0 | - | 22 | - | - | - | 24 | |
| 40 PORTUGAL | 8 | - | 1 | 0 | 0 | - | 0 | - | 0 | - | 10 | |
| 42 SPAIN | 278 | 0 | 17 | 59 | 52 | 0 | 177 | - | 13 | 0 | 596 | |
| 48 YUGOSLAVIA | 0 | 22 | - | 1 | 2 | - | 10 | - | - | - | 35 | |
| 52 TURKEY | - | 0 | - | - | - | - | - | - | - | - | 0 | |
| 56 USSR | - | - | - | - | - | - | - | - | - | - | - | |
| 58 GERMAN DR | - | 0 | - | 1 | 0 | - | - | - | - | - | 2 | |
| 60 POLAND | - | 0 | - | 0 | 0 | - | 0 | - | - | - | 0 | |
| 62 CZECHOSLOVAKIA | - | - | - | 0 | 0 | - | 1 | - | - | - | 1 | |
| 64 HUNGARY | - | 13 | - | 0 | 0 | - | 0 | - | - | - | 13 | |
| 66 RUMANIA | - | 18 | - | 0 | - | - | 0 | - | - | - | 18 | |
| 68 BULGARIA | - | 0 | - | 0 | 0 | - | 0 | - | - | - | 1 | |
| 71 TOTAL STATE TRADING | 0 | 54 | - | 3 | 2 | - | 11 | - | - | - | 70 | |
| 72 OTHER EUROP. COUNTRIES | - | 0 | - | - | - | - | - | - | - | - | 0 | |
| 80 NEAR AND MIDDLE EAST | - | - | - | - | - | - | - | - | - | - | - | |
| 83 OTHER COUNTRIES | - | - | - | - | - | - | - | - | - | - | - | |
| 88 TOTAL THIRD COUNTRIES | 379 | 128 | 26 | 65 | 102 | 2 | 251 | 0 | 13 | 0 | 966 | |
| 95 ZUSAMMEN-TOTAL | 473 | 580 | 805 | 163 | 533 | 102 | 664 | 0 | 16 | 3 | 3339 | |

E I S E N B A H N - R A I L W A Y - C H E M I N D E F E R

3.3.11:2 (6B)

DURCHGANGSVERKEHR NACH LAND EUR

TRANSIT TRAFFIC BY COUNTRY 1983

TRAFIC DE TRANSIT PAR PAYS MIO TKM

| BELADELAND COUNTRY OF LOADING PAYS DE CHARGEMENT | ENTLADELAND | | | | COUNTRY OF UNLOADING | | | | PAYS DE DECHARGEMENT | | | |
|--|-------------|-----|----|-----|----------------------|----|-----|----|----------------------|----|----|--|
| | 28 | 30 | 32 | 36 | 38 | 40 | 42 | 48 | 52 | 56 | 58 | |
| 01 BR DEUTSCHLAND | 16 | 107 | 0 | 12 | - | 8 | 51 | - | - | - | - | |
| 02 FRANCE | 13 | 34 | 0 | 0 | 8 | - | 0 | 31 | - | - | 1 | |
| 03 ITALIA | 7 | 19 | 0 | - | - | 12 | 10 | - | - | - | - | |
| 04 NEDERLAND | 0 | 12 | 0 | 30 | 1 | 2 | 12 | 0 | - | - | 3 | |
| 05 BELGIQUE/BELGIE | 2 | 7 | - | 467 | 0 | 1 | 4 | 4 | - | - | - | |
| 06 LUXEMBOURG | - | 1 | - | 45 | - | - | - | 0 | - | - | - | |
| 07 UNITED KINGDOM | - | 0 | - | 50 | 2 | 15 | 12 | 10 | 0 | - | 1 | |
| 08 IRELAND | - | - | - | - | - | - | - | 0 | - | - | - | |
| 09 DANMARK | - | - | - | - | - | - | - | 0 | - | - | - | |
| 10 HELLAS | - | 0 | - | 0 | - | - | - | - | - | - | - | |
| 20 EUR | 38 | 180 | 0 | 604 | 11 | 37 | 89 | 45 | 0 | - | 5 | |
| 28 NORWAY | - | - | - | 3 | 0 | - | 0 | 0 | - | - | 0 | |
| 30 SWEDEN | - | - | - | 8 | 1 | - | 5 | 0 | - | - | 0 | |
| 32 FINLAND | - | - | - | 0 | 0 | - | 0 | 0 | - | - | - | |
| 36 SWITZERLAND | 3 | 8 | - | 0 | 0 | 2 | 2 | 3 | - | - | 0 | |
| 38 AUSTRIA | 1 | 2 | - | 0 | - | 0 | 1 | - | - | - | - | |
| 40 PORTUGAL | 0 | 0 | - | 1 | 0 | - | - | 0 | - | - | 0 | |
| 42 SPAIN | 1 | 27 | - | 34 | 2 | - | - | 2 | 0 | - | 29 | |
| 48 YUGOSLAVIA | 0 | 0 | 0 | 30 | - | 0 | 2 | - | - | - | - | |
| 52 TURKEY | - | 0 | - | - | - | - | - | - | - | - | - | |
| 56 USSR | - | - | - | - | - | - | - | - | - | - | - | |
| 58 GERMAN DR | 0 | 0 | - | - | - | 0 | 0 | - | - | - | - | |
| 60 POLAND | - | - | - | - | - | 0 | 0 | - | - | - | - | |
| 62 CZECHOSLOVAKIA | 0 | - | - | - | - | 1 | 3 | - | - | - | - | |
| 64 HUNGARY | - | 0 | - | 1 | - | 0 | 1 | - | - | - | - | |
| 66 RUMANIA | 0 | 0 | - | 0 | - | 0 | 0 | - | - | - | - | |
| 68 BULGARIA | 0 | 0 | 0 | 0 | - | - | 0 | - | - | - | - | |
| 71 TOTAL STATE TRADING | 0 | 0 | 0 | 32 | - | 1 | 7 | - | - | - | - | |
| 72 OTHER EUROP. COUNTRIES | - | - | - | - | - | - | - | - | - | - | - | |
| 80 NEAR AND MIDDLE EAST | - | - | - | - | - | - | - | - | - | - | - | |
| 83 OTHER COUNTRIES | - | - | - | - | - | - | - | - | - | - | - | |
| 88 TOTAL THIRD COUNTRIES | 6 | 38 | 0 | 77 | 4 | 4 | 15 | 4 | 0 | - | 30 | |
| 95 ZUSAMMEN-TOTAL | 43 | 218 | 0 | 681 | 14 | 41 | 103 | 49 | 0 | - | 35 | |

EISENBahn - RAILWAY - CHEMIN DE FER

3.3.11:3 (6B)

DURCHGANGSVERKEHR NACH LAND

EUR

TRANSIT TRAFFIC BY COUNTRY

1983

TRAFIC DE TRANSIT PAR PAYS

MIO TKM

| BELADELAND COUNTRY OF LOADING PAYS DE CHARGEMENT | ENTLADELAND | | | | COUNTRY OF UNLOADING | | | | PAYS DE DECHARGEMENT | | | |
|--|-------------|----|----|----|----------------------|-----|----|----|----------------------|------|------|--|
| | 60 | 62 | 64 | 66 | 68 | 71 | 72 | 80 | 83 | 88 | 95 | |
| 01 BR DEUTSCHLAND | - | - | - | - | - | - | - | - | - | 194 | 562 | |
| 02 FRANCE | 0 | - | 2 | 2 | 2 | 38 | - | - | - | 93 | 235 | |
| 03 ITALIA | - | - | - | - | - | - | - | - | - | 48 | 839 | |
| 04 NEDERLAND | 0 | 0 | 0 | 0 | 0 | 4 | - | - | - | 60 | 266 | |
| 05 BELGIQUE/BELGIE | 0 | - | 1 | 0 | 0 | 5 | - | - | - | 486 | 1148 | |
| 06 LUXEMBOURG | - | - | - | - | - | 0 | - | - | - | 46 | 96 | |
| 07 UNITED KINGDOM | 0 | 1 | 1 | 3 | 3 | 19 | - | - | - | 98 | 250 | |
| 08 IRELAND | - | - | - | - | - | - | - | - | - | - | - | |
| 09 DANMARK | - | - | - | - | - | 0 | - | - | - | 0 | 2 | |
| 10 HELLAS | - | - | - | - | - | - | - | - | - | 0 | 0 | |
| 20 EUR | 1 | 1 | 4 | 5 | 5 | 66 | - | - | - | 1024 | 3397 | |
| 28 NORWAY | - | 0 | 0 | - | - | 0 | - | - | - | 3 | 13 | |
| 30 SWEDEN | - | 0 | 0 | - | - | 0 | - | - | - | 14 | 191 | |
| 32 FINLAND | - | - | 0 | - | - | 0 | - | - | - | 0 | 0 | |
| 36 SWITZERLAND | - | - | 0 | 0 | 0 | 3 | - | - | - | 18 | 95 | |
| 38 AUSTRIA | - | - | - | - | - | - | - | - | - | 4 | 29 | |
| 40 PORTUGAL | 0 | 0 | 0 | 0 | 0 | 1 | - | - | - | 2 | 12 | |
| 42 SPAIN | 0 | 29 | 0 | 1 | 1 | 62 | 0 | - | - | 126 | 722 | |
| 48 YUGOSLAVIA | - | - | - | - | - | - | 0 | - | - | 32 | 67 | |
| 52 TURKEY | - | - | - | - | - | - | - | - | - | 0 | 0 | |
| 56 USSR | - | - | - | - | - | - | - | - | - | - | - | |
| 58 GERMAN DR | - | - | - | - | - | - | - | - | - | 1 | 3 | |
| 60 POLAND | - | - | - | - | - | - | - | - | - | 0 | 1 | |
| 62 CZECHOSLOVAKIA | - | - | - | - | - | - | - | - | - | 4 | 5 | |
| 64 HUNGARY | - | - | - | - | - | - | - | - | - | 2 | 15 | |
| 66 RUMANIA | - | - | - | - | - | - | 1 | - | - | 1 | 20 | |
| 68 BULGARIA | - | - | - | - | - | - | - | - | - | 0 | 1 | |
| 71 TOTAL STATE TRADING | - | - | - | - | - | - | 1 | - | - | 41 | 112 | |
| 72 OTHER EUROP. COUNTRIES | - | - | - | - | - | - | - | 61 | - | 61 | 61 | |
| 80 NEAR AND MIDDLE EAST | - | - | - | - | - | - | - | - | - | - | - | |
| 83 OTHER COUNTRIES | - | - | - | - | - | - | - | - | - | - | - | |
| 88 TOTAL THIRD COUNTRIES | 0 | 29 | 0 | 1 | 1 | 65 | 62 | - | - | 270 | 1236 | |
| 95 ZUSAMMEN-TOTAL | 1 | 30 | 4 | 6 | 6 | 131 | 62 | - | - | 1294 | 4633 | |

EISENBahn - RAILWAY - CHEMIN DE FER
 INNERSTAATLICHER VERKEHR NACH ENTFERNUNGSABSCHNITT UND GUETERGRUPPE
 NATIONAL TRAFFIC BY LENGTH OF JOURNEY AND GROUP OF GOODS
 TRAFIC NATIONAL PAR TRANCHE DE DISTANCE ET GROUPE DE MARCHANDISES

4.1.01 (4A)
 BR DEUTSCHLAND
 1983
 1000 T

| ENTFERNUNG (KM) DISTANCE (KM) | GUETERGRUPPE | | | | GROUP OF GOODS | | | | GROUPE DE MARCHANDISES | | | | |
|----------------------------------|--------------|-------|------|-----|----------------|------|------|-------|------------------------|-------|-------|--------|-------|
| | 01 | 02 | 03 | 04 | 05 | 06 | 07 | 08 | 09 | 10 | 11 | 12 | 13 |
| 01 0 - 49 | 215 | 64 | 2033 | 116 | 51 | 332 | 35 | 43205 | 168 | 1485 | 14206 | 849 | 21791 |
| 02 50 - 149 | 139 | 88 | 1557 | 118 | 26 | 599 | 21 | 9127 | 661 | 7823 | 7526 | 175 | 5539 |
| 03 150 - 499 | 109 | 564 | 162 | 531 | 84 | 1167 | 155 | 12787 | 297 | 7227 | 9046 | 119 | 8796 |
| 04 500 + | 27 | 295 | 0 | 194 | 192 | 632 | 23 | 2689 | 0 | 758 | 238 | 283 | 1666 |
| 05 INSGESAMT-TOTAL | 490 | 1011 | 3752 | 958 | 354 | 2731 | 234 | 67807 | 1127 | 17293 | 31015 | 1426 | 37792 |
| | 14 | 15 | 16 | 17 | 18 | 19 | 20 | 21 | 22 | 23 | 24 | 01-24 | |
| 01 0 - 49 | 1489 | 5679 | 1072 | 80 | 1809 | 93 | 410 | 136 | 57 | 136 | 306 | 95815 | |
| 02 50 - 149 | 1236 | 5814 | 1137 | 60 | 1785 | 130 | 431 | 125 | 46 | 118 | 1174 | 45455 | |
| 03 150 - 499 | 1591 | 3133 | 4901 | 380 | 4116 | 414 | 2637 | 426 | 286 | 899 | 5132 | 64959 | |
| 04 500 + | 129 | 509 | 806 | 100 | 1662 | 573 | 1624 | 198 | 121 | 596 | 2634 | 15948 | |
| 05 INSGESAMT-TOTAL | 4445 | 15135 | 7916 | 620 | 9372 | 1210 | 5102 | 886 | 509 | 1749 | 9246 | 222176 | |

EISENBahn - RAILWAY - CHEMIN DE FER
 INNERSTAATLICHER VERKEHR NACH ENTFERNUNGSABSCHNITT UND GUETERGRUPPE
 NATIONAL TRAFFIC BY LENGTH OF JOURNEY AND GROUP OF GOODS
 TRAFIC NATIONAL PAR TRANCHE DE DISTANCE ET GROUPE DE MARCHANDISES

4.1.02 (4A)
 FRANCE
 1983
 1000 T

| ENTFERNUNG (KM) DISTANCE (KM) | GUETERGRUPPE | | | | GROUP OF GOODS | | | | GROUPE DE MARCHANDISES | | | | |
|----------------------------------|--------------|-------|------|------|----------------|------|------|-------|------------------------|-------|-------|--------|-------|
| | 01 | 02 | 03 | 04 | 05 | 06 | 07 | 08 | 09 | 10 | 11 | 12 | 13 |
| 01 0 - 49 | 45 | 21 | 0 | 8 | 5 | 347 | 37 | 3085 | 0 | 228 | 5618 | 3 | 3192 |
| 02 50 - 149 | 839 | 93 | 3 | 36 | 5 | 898 | 19 | 6851 | 42 | 1866 | 2662 | 1504 | 3334 |
| 03 150 - 499 | 4224 | 283 | 38 | 931 | 42 | 4562 | 259 | 5244 | 144 | 9854 | 2301 | 266 | 5879 |
| 04 500 + | 1462 | 971 | 115 | 639 | 45 | 3889 | 233 | 444 | 0 | 1023 | 513 | 263 | 2620 |
| 05 INSGESAMT-TOTAL | 6569 | 1368 | 156 | 1614 | 97 | 9696 | 548 | 15624 | 186 | 12971 | 11093 | 2035 | 15025 |
| | 14 | 15 | 16 | 17 | 18 | 19 | 20 | 21 | 22 | 23 | 24 | 01-24 | |
| 01 0 - 49 | 109 | 1417 | 208 | 40 | 332 | 18 | 82 | 30 | 13 | 80 | 200 | 15116 | |
| 02 50 - 149 | 989 | 2484 | 586 | 9 | 660 | 46 | 115 | 38 | 44 | 238 | 572 | 23933 | |
| 03 150 - 499 | 1715 | 7305 | 2680 | 165 | 3480 | 377 | 943 | 223 | 536 | 492 | 3290 | 55232 | |
| 04 500 + | 414 | 2138 | 3071 | 89 | 2341 | 343 | 1401 | 164 | 283 | 503 | 4225 | 27192 | |
| 05 INSGESAMT-TOTAL | 3227 | 13344 | 6544 | 303 | 6813 | 785 | 2542 | 455 | 876 | 1313 | 8286 | 121473 | |

EISENBAHN - RAILWAY - CHEMIN DE FER
 INNERSTAATLICHER VERKEHR NACH ENTFERNUNGSABSCHNITT UND GUETERGRUPPE
 NATIONAL TRAFFIC BY LENGTH OF JOURNEY AND GROUP OF GOODS
 TRAFIC NATIONAL PAR TRANCHE DE DISTANCE ET GROUPE DE MARCHANDISES

4.1.03 (4A)
 ITALIA
 1983
 1000 T

| ENTFERNUNG (KM) DISTANCE (KM) | GUETERGRUPPE | | | | GROUP OF GOODS | | | | GROUPE DE MARCHANDISES | | | | |
|----------------------------------|--------------|------|-----|-----|----------------|------|-----|-----|------------------------|-----|------|-------|------|
| | 01 | 02 | 03 | 04 | 05 | 06 | 07 | 08 | 09 | 10 | 11 | 12 | 13 |
| 01 0 - 49 | 30 | 7 | 1 | 65 | 6 | 36 | 3 | 0 | 0 | 51 | 524 | 0 | 147 |
| 02 50 - 149 | 111 | 51 | 35 | 107 | 4 | 110 | 4 | 46 | - | 146 | 467 | 2 | 1438 |
| 03 150 - 499 | 339 | 50 | 126 | 299 | 26 | 473 | 149 | 277 | - | 289 | 833 | 93 | 1829 |
| 04 500 + | 56 | 211 | 85 | 358 | 29 | 722 | 10 | 51 | - | 44 | 41 | 4 | 341 |
| 05 INSGESAMT-TOTAL | 536 | 272 | 248 | 829 | 65 | 1342 | 166 | 374 | 0 | 530 | 1865 | 99 | 3755 |
| | 14 | 15 | 16 | 17 | 18 | 19 | 20 | 21 | 22 | 23 | 24 | 01-24 | |
| 01 0 - 49 | 1 | 1071 | 3 | 1 | 51 | 8 | 17 | 13 | 1 | 15 | 16 | 2066 | |
| 02 50 - 149 | 36 | 95 | 44 | 0 | 61 | 9 | 62 | 19 | 1 | 19 | 101 | 2925 | |
| 03 150 - 499 | 171 | 219 | 265 | 13 | 240 | 69 | 147 | 77 | 35 | 133 | 1195 | 7351 | |
| 04 500 + | 60 | 195 | 339 | 0 | 240 | 23 | 286 | 37 | 29 | 244 | 1186 | 4591 | |
| 05 INSGESAMT-TOTAL | 268 | 1581 | 651 | 14 | 592 | 110 | 512 | 145 | 67 | 412 | 2498 | 16932 | |

EISENBAHN - RAILWAY - CHEMIN DE FER
 INNERSTAATLICHER VERKEHR NACH ENTFERNUNGSABSCHNITT UND GUETERGRUPPE
 NATIONAL TRAFFIC BY LENGTH OF JOURNEY AND GROUP OF GOODS
 TRAFIC NATIONAL PAR TRANCHE DE DISTANCE ET GROUPE DE MARCHANDISES

4.1.04 (4A)
 NEDERLAND
 1983
 1000 T

| ENTFERNUNG (KM) DISTANCE (KM) | GUETERGRUPPE | | | | GROUP OF GOODS | | | | GROUPE DE MARCHANDISES | | | | |
|----------------------------------|--------------|-----|-----|----|----------------|-----|----|----|------------------------|-----|------|-------|----|
| | 01 | 02 | 03 | 04 | 05 | 06 | 07 | 08 | 09 | 10 | 11 | 12 | 13 |
| 01 0 - 49 | 19 | - | - | 1 | 1 | 24 | 0 | - | 95 | 34 | 41 | - | 2 |
| 02 50 - 149 | 40 | - | 108 | 4 | 0 | 33 | 0 | 0 | 92 | 29 | 60 | 1 | 53 |
| 03 150 - 499 | - | - | 223 | 6 | 3 | 86 | - | - | 884 | 67 | 11 | - | 8 |
| 04 500 + | - | - | - | - | - | - | - | - | - | - | - | - | - |
| 05 INSGESAMT-TOTAL | 60 | - | 332 | 10 | 4 | 144 | 0 | 0 | 1070 | 130 | 113 | 1 | 63 |
| | 14 | 15 | 16 | 17 | 18 | 19 | 20 | 21 | 22 | 23 | 24 | 01-24 | |
| 01 0 - 49 | 1 | 0 | 8 | 3 | 85 | - | 1 | 0 | - | 0 | 83 | 399 | |
| 02 50 - 149 | 0 | 1 | 41 | - | 110 | 17 | 0 | 1 | 0 | 2 | 513 | 1106 | |
| 03 150 - 499 | 0 | 295 | 525 | - | 795 | 5 | 39 | 0 | 0 | 2 | 787 | 3736 | |
| 04 500 + | - | - | - | - | - | - | - | - | - | - | - | - | |
| 05 INSGESAMT-TOTAL | 1 | 296 | 573 | 3 | 990 | 21 | 40 | 2 | 1 | 4 | 1382 | 5240 | |

EISENBahn - RAILWAY - CHEMIN DE FER 4.1.05 (4A)
 INNERSTAATLICHER VERKEHR NACH ENTFERNUNGSABSCHNITT UND GUETERGRUPPE BELGIQUE/BELGIE
 NATIONAL TRAFFIC BY LENGTH OF JOURNEY AND GROUP OF GOODS 1983
 TRAFIC NATIONAL PAR TRANCHE DE DISTANCE ET GROUPE DE MARCHANDISES 1000 T

| ENTFERNUNG (KM) DISTANCE (KM) | GUETERGRUPPE | | | | GROUP OF GOODS | | | | | GROUPE DE MARCHANDISES | | | | |
|----------------------------------|--------------|-----|-----|----|----------------|-----|----|-------|----|------------------------|------|-------|------|--|
| | 01 | 02 | 03 | 04 | 05 | 06 | 07 | 08 | 09 | 10 | 11 | 12 | 13 | |
| 01 0 - 49 | 426 | 0 | 6 | 2 | 0 | 52 | 4 | 4519 | - | 34 | 1783 | 0 | 5313 | |
| 02 50 - 149 | 1 | 0 | 91 | 4 | 0 | 233 | 0 | 5278 | 3 | 849 | 7257 | 13 | 2205 | |
| 03 150 - 499 | - | - | - | 86 | 0 | 0 | - | 569 | - | 118 | 445 | - | 16 | |
| 04 500 + | - | - | - | - | - | - | - | - | - | - | - | - | - | |
| 05 INSGESAMT-TOTAL | 427 | 0 | 97 | 93 | 1 | 284 | 5 | 10366 | 3 | 1001 | 9485 | 13 | 7535 | |
| | 14 | 15 | 16 | 17 | 18 | 19 | 20 | 21 | 22 | 23 | 24 | 01-24 | | |
| 01 0 - 49 | 10 | 53 | 54 | 0 | 76 | 0 | 18 | 5 | 5 | 1 | 128 | 12490 | | |
| 02 50 - 149 | 224 | 541 | 251 | 0 | 230 | 0 | 23 | 2 | 26 | 3 | 554 | 17789 | | |
| 03 150 - 499 | 127 | 207 | 3 | 0 | 52 | - | 10 | 0 | 62 | 0 | 271 | 1968 | | |
| 04 500 + | - | - | - | - | - | - | - | - | - | - | - | - | | |
| 05 INSGESAMT-TOTAL | 361 | 801 | 308 | 1 | 359 | 0 | 52 | 7 | 93 | 4 | 952 | 32247 | | |

EISENBahn - RAILWAY - CHEMIN DE FER 4.1.06 (4A)
 INNERSTAATLICHER VERKEHR NACH ENTFERNUNGSABSCHNITT UND GUETERGRUPPE LUXEMBOURG
 NATIONAL TRAFFIC BY LENGTH OF JOURNEY AND GROUP OF GOODS 1983
 TRAFIC NATIONAL PAR TRANCHE DE DISTANCE ET GROUPE DE MARCHANDISES 1000 T

| ENTFERNUNG (KM) DISTANCE (KM) | GUETERGRUPPE | | | | GROUP OF GOODS | | | | | GROUPE DE MARCHANDISES | | | | |
|----------------------------------|--------------|-----|-----|----|----------------|----|----|----|----|------------------------|------|-------|-----|--|
| | 01 | 02 | 03 | 04 | 05 | 06 | 07 | 08 | 09 | 10 | 11 | 12 | 13 | |
| 01 0 - 49 | 17 | 0 | - | 0 | 0 | - | - | 10 | - | 33 | 1074 | 0 | 569 | |
| 02 50 - 149 | 11 | 0 | - | 0 | - | 21 | - | 16 | - | 5 | 92 | - | 241 | |
| 03 150 - 499 | - | - | - | - | - | - | - | - | - | - | - | - | - | |
| 04 500 + | - | - | - | - | - | - | - | - | - | - | - | - | - | |
| 05 INSGESAMT-TOTAL | 27 | 0 | - | 0 | 0 | 21 | - | 26 | - | 38 | 1166 | 0 | 809 | |
| | 14 | 15 | 16 | 17 | 18 | 19 | 20 | 21 | 22 | 23 | 24 | 01-24 | | |
| 01 0 - 49 | 169 | 89 | 26 | 0 | 4 | - | 37 | 1 | 0 | 0 | 11 | 2040 | | |
| 02 50 - 149 | 215 | 642 | 89 | - | - | - | 0 | - | - | 0 | 4 | 1337 | | |
| 03 150 - 499 | - | - | - | - | - | - | - | - | - | - | - | - | | |
| 04 500 + | - | - | - | - | - | - | - | - | - | - | - | - | | |
| 05 INSGESAMT-TOTAL | 384 | 731 | 116 | 0 | 4 | - | 37 | 1 | 0 | 0 | 16 | 3377 | | |

EISENBAHN - RAILWAY - CHEMIN DE FER
 INNERSTAATLICHER VERKEHR NACH ENTFERNUNGSABSCHNITT UND GUETERGRUPPE
 NATIONAL TRAFFIC BY LENGTH OF JOURNEY AND GROUP OF GOODS
 TRAFIC NATIONAL PAR TRANCHE DE DISTANCE ET GROUPE DE MARCHANDISES

4.1.07 (4A)
 UNITED KINGDOM
 1983
 1000 T

| ENTFERNUNG (KM) DISTANCE (KM) | GUETERGRUPPE | | | | | GROUP OF GOODS | | | | | GROUPE DE MARCHANDISES | | | | |
|----------------------------------|--------------|-------|-----|----|------|----------------|-----|-------|----|-------|------------------------|--------|------|--|--|
| | 01 | 02 | 03 | 04 | 05 | 06 | 07 | 08 | 09 | 10 | 11 | 12 | 13 | | |
| 01 0 - 49 | 0 | - | - | 0 | - | 1 | - | 52951 | - | 485 | 3532 | 234 | 1704 | | |
| 02 50 - 149 | 0 | 0 | 0 | 0 | - | 27 | - | 22285 | - | 3463 | 4529 | 0 | 1304 | | |
| 03 150 - 499 | 149 | 0 | 0 | 1 | 0 | 149 | - | 9427 | 89 | 6733 | 441 | 8 | 3270 | | |
| 04 500 + | 96 | 8 | - | 1 | - | 174 | - | 912 | - | 63 | 22 | 30 | 302 | | |
| 05 INSGESAMT-TOTAL | 246 | 8 | 0 | 2 | 0 | 351 | - | 85575 | 89 | 10744 | 8524 | 272 | 6580 | | |
| | 14 | 15 | 16 | 17 | 18 | 19 | 20 | 21 | 22 | 23 | 24 | 01-24 | | | |
| 01 0 - 49 | 132 | 2530 | 281 | - | 239 | - | 3 | 1 | - | 0 | 290 | 62383 | | | |
| 02 50 - 149 | 2601 | 6615 | 2 | 96 | 257 | - | 39 | 5 | - | 2 | 2028 | 43254 | | | |
| 03 150 - 499 | 1693 | 5316 | 341 | 3 | 1619 | 35 | 479 | 26 | 1 | 14 | 6677 | 36472 | | | |
| 04 500 + | 50 | 198 | 128 | - | 138 | 3 | 79 | 10 | 0 | 37 | 1987 | 4238 | | | |
| 05 INSGESAMT-TOTAL | 4476 | 14659 | 752 | 99 | 2253 | 38 | 600 | 42 | 1 | 54 | 10982 | 146347 | | | |

EISENBAHN - RAILWAY - CHEMIN DE FER
 INNERSTAATLICHER VERKEHR NACH ENTFERNUNGSABSCHNITT UND GUETERGRUPPE
 NATIONAL TRAFFIC BY LENGTH OF JOURNEY AND GROUP OF GOODS
 TRAFIC NATIONAL PAR TRANCHE DE DISTANCE ET GROUPE DE MARCHANDISES

4.1.08 (4A)
 IRELAND
 1983
 1000 T

| ENTFERNUNG (KM) DISTANCE (KM) | GUETERGRUPPE | | | | | GROUP OF GOODS | | | | | GROUPE DE MARCHANDISES | | | | |
|----------------------------------|--------------|-----|-----|----|-----|----------------|----|----|----|-----|------------------------|-------|----|--|--|
| | 01 | 02 | 03 | 04 | 05 | 06 | 07 | 08 | 09 | 10 | 11 | 12 | 13 | | |
| 01 0 - 49 | - | - | 0 | - | - | 2 | - | - | - | 2 | - | 3 | - | | |
| 02 50 - 149 | - | - | 14 | - | - | 55 | - | - | - | 22 | 1 | 592 | 9 | | |
| 03 150 - 499 | - | - | 232 | - | 7 | 187 | - | - | - | 98 | 30 | - | 30 | | |
| 04 500 + | - | - | - | - | - | - | - | - | - | - | - | - | - | | |
| 05 INSGESAMT-TOTAL | - | - | 246 | - | 7 | 244 | - | - | - | 122 | 31 | 595 | 39 | | |
| | 14 | 15 | 16 | 17 | 18 | 19 | 20 | 21 | 22 | 23 | 24 | 01-24 | | | |
| 01 0 - 49 | 14 | 189 | 1 | - | 0 | - | 0 | - | - | - | 3 | 214 | | | |
| 02 50 - 149 | 451 | 38 | 31 | - | 1 | - | 0 | - | 0 | 0 | 139 | 1353 | | | |
| 03 150 - 499 | 143 | 36 | 274 | - | 218 | - | 2 | 0 | 1 | 1 | 494 | 1753 | | | |
| 04 500 + | - | - | - | - | - | - | - | - | - | - | - | - | | | |
| 05 INSGESAMT-TOTAL | 608 | 263 | 306 | - | 219 | - | 2 | 0 | 1 | 1 | 636 | 3320 | | | |

EISENBahn - RAILWAY - CHEMIN DE FER
 INNERSTAATLICHER VERKEHR NACH ENTFERNUNGSABSCHNITT UND GUETERGRUPPE
 NATIONAL TRAFFIC BY LENGTH OF JOURNEY AND GROUP OF GOODS
 TRAFIC NATIONAL PAR TRANCHE DE DISTANCE ET GROUPE DE MARCHANDISES

4.1.09 (4A)
 DANMARK
 1983
 1000 T

| ENTFERNUNG (KM) DISTANCE (KM) | GUETERGRUPPE | | | | GROUP OF GOODS | | | | GROUPE DE MARCHANDISES | | | | |
|----------------------------------|--------------|----|-----|-----|----------------|-----|----|-----|------------------------|----|-----|-------|----|
| | 01 | 02 | 03 | 04 | 05 | 06 | 07 | 08 | 09 | 10 | 11 | 12 | 13 |
| 01 0 - 49 | 0 | 0 | - | 0 | 0 | 49 | 1 | 0 | - | 2 | 4 | - | 0 |
| 02 50 - 149 | 0 | 7 | - | 1 | 0 | 149 | 0 | 133 | - | 24 | 2 | - | 1 |
| 03 150 - 499 | 9 | 10 | 3 | 108 | 8 | 632 | 10 | 14 | - | 47 | 39 | 1 | 31 |
| 04 500 + | 1 | - | 0 | 1 | 0 | 27 | - | 1 | - | 0 | 6 | 0 | 3 |
| 05 INSGESAMT-TOTAL | 10 | 17 | 3 | 110 | 8 | 857 | 11 | 148 | - | 73 | 51 | 1 | 35 |
| | 14 | 15 | 16 | 17 | 18 | 19 | 20 | 21 | 22 | 23 | 24 | 01-24 | |
| 01 0 - 49 | 0 | 1 | 6 | 0 | 1 | 1 | 1 | 1 | 0 | 1 | 4 | 72 | |
| 02 50 - 149 | 0 | 8 | 57 | 1 | 12 | 1 | 2 | 0 | 0 | 7 | 59 | 464 | |
| 03 150 - 499 | 31 | 15 | 68 | 4 | 106 | 62 | 21 | 34 | 4 | 72 | 373 | 1702 | |
| 04 500 + | 0 | - | 3 | - | 5 | - | 2 | 1 | 0 | 1 | 17 | 68 | |
| 05 INSGESAMT-TOTAL | 31 | 24 | 134 | 5 | 124 | 64 | 26 | 36 | 4 | 81 | 453 | 2306 | |

EISENBahn - RAILWAY - CHEMIN DE FER
 INNERSTAATLICHER VERKEHR NACH ENTFERNUNGSABSCHNITT UND GUETERGRUPPE
 NATIONAL TRAFFIC BY LENGTH OF JOURNEY AND GROUP OF GOODS
 TRAFIC NATIONAL PAR TRANCHE DE DISTANCE ET GROUPE DE MARCHANDISES

4.1.10 (4A)
 HELLAS
 1983
 1000 T

| ENTFERNUNG (KM) DISTANCE (KM) | GUETERGRUPPE | | | | GROUP OF GOODS | | | | GROUPE DE MARCHANDISES | | | | |
|----------------------------------|--------------|----|-----|----|----------------|----|----|-----|------------------------|-----|----|-------|----|
| | 01 | 02 | 03 | 04 | 05 | 06 | 07 | 08 | 09 | 10 | 11 | 12 | 13 |
| 01 0 - 49 | 0 | - | 85 | 0 | - | 0 | 0 | 0 | - | 27 | - | - | 0 |
| 02 50 - 149 | 4 | - | 153 | 2 | 0 | 1 | - | - | 0 | 1 | - | - | 0 |
| 03 150 - 499 | 18 | - | 125 | 1 | 0 | 9 | 0 | 258 | 0 | 91 | 0 | - | 0 |
| 04 500 + | 31 | 3 | 1 | 0 | 0 | 1 | 0 | - | - | 12 | 0 | - | 0 |
| 05 INSGESAMT-TOTAL | 54 | 3 | 363 | 4 | 0 | 12 | 0 | 258 | 0 | 132 | 0 | - | 0 |
| | 14 | 15 | 16 | 17 | 18 | 19 | 20 | 21 | 22 | 23 | 24 | 01-24 | |
| 01 0 - 49 | 0 | - | 0 | 0 | 1 | - | 4 | 0 | 0 | 0 | 1 | 120 | |
| 02 50 - 149 | - | - | 30 | 1 | 1 | - | 14 | 1 | - | 0 | 7 | 215 | |
| 03 150 - 499 | 0 | 13 | 176 | 0 | 46 | - | 27 | 2 | 0 | 2 | 12 | 780 | |
| 04 500 + | 1 | 0 | 101 | 1 | 9 | - | 14 | 1 | 0 | 2 | 17 | 193 | |
| 05 INSGESAMT-TOTAL | 1 | 14 | 307 | 2 | 56 | - | 59 | 3 | 0 | 4 | 37 | 1308 | |

EISENBahn - RAILWAY - CHEMIN DE FER
 INNERSTAATLICHER VERKEHR NACH ENTFERNUNGSABSCHNITT UND GUETERGRUPPE
 NATIONAL TRAFFIC BY LENGTH OF JOURNEY AND GROUP OF GOODS
 TRAFIC NATIONAL PAR TRANCHE DE DISTANCE ET GROUPE DE MARCHANDISES

4.1.11 (4A)
 EUR
 1983
 1000 T

| ENTFERNUNG (KM) DISTANCE (KM) | GUETERGRUPPE | | | GROUP OF GOODS | | | | | | GROUPE DE MARCHANDISES | | | | |
|----------------------------------|--------------|-------|-------|----------------|-------|-------|------|--------|------|------------------------|-------|--------|-------|--|
| | 01 | 02 | 03 | 04 | 05 | 06 | 07 | 08 | 09 | 10 | 11 | 12 | 13 | |
| 01 0 - 49 | 752 | 93 | 2125 | 193 | 63 | 843 | 80 | 103770 | 263 | 2381 | 26781 | 1089 | 32718 | |
| 02 50 - 149 | 1145 | 193 | 1961 | 273 | 36 | 2127 | 45 | 43736 | 798 | 14228 | 22598 | 2287 | 14124 | |
| 03 150 - 499 | 4848 | 906 | 909 | 1963 | 172 | 7266 | 573 | 28576 | 1414 | 24525 | 13145 | 487 | 19860 | |
| 04 500 + | 1673 | 1487 | 201 | 1192 | 266 | 5445 | 266 | 4097 | 0 | 1900 | 820 | 580 | 4932 | |
| 05 INSGESAMT-TOTAL | 8419 | 2679 | 5197 | 3620 | 536 | 15681 | 964 | 180178 | 2476 | 43033 | 63344 | 4442 | 71634 | |
| | 14 | 15 | 16 | 17 | 18 | 19 | 20 | 21 | 22 | 23 | 24 | 01-24 | | |
| 01 0 - 49 | 1924 | 11029 | 1659 | 124 | 2597 | 120 | 573 | 186 | 75 | 233 | 1042 | 190713 | | |
| 02 50 - 149 | 5752 | 16238 | 2268 | 168 | 3119 | 203 | 686 | 190 | 118 | 389 | 5151 | 137832 | | |
| 03 150 - 499 | 5472 | 16539 | 9231 | 565 | 10672 | 962 | 4306 | 789 | 925 | 1616 | 18230 | 173953 | | |
| 04 500 + | 654 | 3041 | 4448 | 190 | 4395 | 942 | 3406 | 411 | 433 | 1383 | 10065 | 52229 | | |
| 05 INSGESAMT-TOTAL | 13802 | 46848 | 17606 | 1046 | 20783 | 2227 | 8971 | 1577 | 1551 | 3621 | 34489 | 554727 | | |

EISENBAHN - RAILWAY - CHEMIN DE FER
 INNERSTAATLICHER VERKEHR NACH ENTFERNUNGSABSCHNITT UND GUETERGRUPPE
 NATIONAL TRAFFIC BY LENGTH OF JOURNEY AND GROUP OF GOODS
 TRAFIC NATIONAL PAR TRANCHE DE DISTANCE ET GROUPE DE MARCHANDISES

4.2.01 (4B)
 BR DEUTSCHLAND
 1983
 MIO TKM

| ENTFERNUNG (KM) DISTANCE (KM) | GUETERGRUPPE - GROUP OF GOODS - GROUPE DE MARCHANDISES | | | | | | | | | | | | |
|----------------------------------|--|------|------|-----|------|-----|------|------|-----|------|------|-------|------|
| | 01 | 02 | 03 | 04 | 05 | 06 | 07 | 08 | 09 | 10 | 11 | 12 | 13 |
| 01 0 - 49 | 4 | 1 | 68 | 2 | 0 | 5 | 1 | 823 | 3 | 33 | 212 | 27 | 364 |
| 02 50 - 149 | 13 | 8 | 118 | 13 | 3 | 55 | 2 | 788 | 68 | 808 | 527 | 14 | 568 |
| 03 150 - 499 | 28 | 176 | 31 | 142 | 26 | 355 | 35 | 3666 | 58 | 1763 | 2380 | 34 | 2493 |
| 04 500 + | 17 | 196 | 0 | 125 | 125 | 426 | 14 | 1649 | 0 | 475 | 143 | 223 | 1040 |
| 05 INSGESAMT-TOTAL | 62 | 382 | 217 | 282 | 154 | 841 | 52 | 6926 | 129 | 3079 | 3262 | 298 | 4466 |
| | 14 | 15 | 16 | 17 | 18 | 19 | 20 | 21 | 22 | 23 | 24 | 01-24 | |
| 01 0 - 49 | 40 | 150 | 19 | 2 | 36 | 2 | 6 | 3 | 1 | 2 | 5 | 1812 | |
| 02 50 - 149 | 133 | 545 | 113 | 7 | 154 | 14 | 44 | 14 | 5 | 12 | 126 | 4151 | |
| 03 150 - 499 | 374 | 849 | 1478 | 109 | 1249 | 132 | 784 | 127 | 89 | 292 | 1691 | 18360 | |
| 04 500 + | 80 | 306 | 506 | 54 | 1087 | 394 | 1084 | 126 | 75 | 387 | 1662 | 10194 | |
| 05 INSGESAMT-TOTAL | 626 | 1851 | 2116 | 172 | 2526 | 542 | 1918 | 269 | 170 | 693 | 3484 | 34517 | |

EISENBAHN - RAILWAY - CHEMIN DE FER
 INNERSTAATLICHER VERKEHR NACH ENTFERNUNGSABSCHNITT UND GUETERGRUPPE
 NATIONAL TRAFFIC BY LENGTH OF JOURNEY AND GROUP OF GOODS
 TRAFIC NATIONAL PAR TRANCHE DE DISTANCE ET GROUPE DE MARCHANDISES

4.2.02 (4B)
 FRANCE
 1983
 MIO TKM

| ENTFERNUNG (KM) DISTANCE (KM) | GUETERGRUPPE - GROUP OF GOODS - GROUPE DE MARCHANDISES | | | | | | | | | | | | |
|----------------------------------|--|------|------|-----|------|------|------|------|-----|------|------|-------|------|
| | 01 | 02 | 03 | 04 | 05 | 06 | 07 | 08 | 09 | 10 | 11 | 12 | 13 |
| 01 0 - 49 | 1 | 1 | 0 | 0 | 0 | 6 | 0 | 57 | 0 | 3 | 159 | 0 | 34 |
| 02 50 - 149 | 93 | 10 | 0 | 3 | 0 | 94 | 2 | 619 | 5 | 197 | 221 | 153 | 356 |
| 03 150 - 499 | 1229 | 89 | 12 | 314 | 14 | 1548 | 88 | 1482 | 34 | 2940 | 796 | 100 | 1730 |
| 04 500 + | 1132 | 764 | 89 | 417 | 32 | 2828 | 168 | 303 | 0 | 598 | 337 | 204 | 1831 |
| 05 INSGESAMT-TOTAL | 2455 | 864 | 102 | 734 | 47 | 4475 | 259 | 2460 | 39 | 3739 | 1514 | 457 | 3951 |
| | 14 | 15 | 16 | 17 | 18 | 19 | 20 | 21 | 22 | 23 | 24 | 01-24 | |
| 01 0 - 49 | 3 | 60 | 2 | 1 | 7 | 0 | 2 | 1 | 0 | 2 | 2 | 343 | |
| 02 50 - 149 | 97 | 246 | 47 | 1 | 64 | 5 | 11 | 4 | 5 | 25 | 63 | 2325 | |
| 03 150 - 499 | 461 | 2189 | 868 | 51 | 1155 | 116 | 343 | 74 | 171 | 169 | 1186 | 17158 | |
| 04 500 + | 281 | 1521 | 2263 | 66 | 1660 | 252 | 998 | 116 | 192 | 346 | 2929 | 19327 | |
| 05 INSGESAMT-TOTAL | 842 | 4017 | 3180 | 118 | 2886 | 373 | 1353 | 195 | 368 | 543 | 4181 | 39152 | |

EISENBAHN - RAILWAY - CHEMIN DE FER
 INNERSTAATLICHER VERKEHR NACH ENTFERNUNGSABSCHNITT UND GUETERGRUPPE
 NATIONAL TRAFFIC BY LENGTH OF JOURNEY AND GROUP OF GOODS
 TRAFIC NATIONAL PAR TRANCHE DE DISTANCE ET GROUPE DE MARCHANDISES

4.2.03 (4B)

ITALIA

1983

MIO TKM

| ENTFERNUNG (KM) DISTANCE (KM) | GUETERGRUPPE | | | | GROUP OF GOODS | | | | GROUPE DE MARCHANDISES | | | | |
|----------------------------------|--------------|-----|-----|-----|----------------|-----|-----|-----|------------------------|-----|------|-------|-----|
| | 01 | 02 | 03 | 04 | 05 | 06 | 07 | 08 | 09 | 10 | 11 | 12 | 13 |
| 01 0 - 49 | 1 | 0 | 0 | 2 | 0 | 1 | 0 | 0 | 0 | 1 | 12 | 0 | 4 |
| 02 50 - 149 | 12 | 0 | 4 | 10 | 1 | 12 | 0 | 4 | - | 19 | 47 | 0 | 109 |
| 03 150 - 499 | 82 | 16 | 41 | 87 | 9 | 142 | 29 | 68 | - | 90 | 214 | 29 | 469 |
| 04 500 + | 54 | 248 | 80 | 357 | 25 | 772 | 10 | 42 | - | 29 | 26 | 3 | 267 |
| 05 INSGESAMT-TOTAL | 149 | 265 | 125 | 456 | 34 | 926 | 39 | 115 | 0 | 140 | 299 | 32 | 848 |
| | 14 | 15 | 16 | 17 | 18 | 19 | 20 | 21 | 22 | 23 | 24 | 01-24 | |
| 01 0 - 49 | 0 | 39 | 0 | 0 | 2 | 0 | 0 | 0 | 0 | 0 | 0 | 65 | |
| 02 50 - 149 | 5 | 9 | 5 | 0 | 6 | 1 | 7 | 2 | 0 | 2 | 11 | 266 | |
| 03 150 - 499 | 30 | 63 | 83 | 4 | 76 | 27 | 44 | 25 | 10 | 43 | 320 | 1997 | |
| 04 500 + | 59 | 196 | 334 | 0 | 213 | 16 | 281 | 33 | 30 | 267 | 1213 | 4557 | |
| 05 INSGESAMT-TOTAL | 94 | 306 | 421 | 4 | 297 | 44 | 333 | 60 | 40 | 312 | 1545 | 6885 | |

EISENBAHN - RAILWAY - CHEMIN DE FER

4.2.04 (4B)

INNERSTAATLICHER VERKEHR NACH ENTFERNUNGSABSCHNITT UND GUETERGRUPPE
 NATIONAL TRAFFIC BY LENGTH OF JOURNEY AND GROUP OF GOODS
 TRAFIC NATIONAL PAR TRANCHE DE DISTANCE ET GROUPE DE MARCHANDISES

NEDERLAND

1983

MIO TKM

| ENTFERNUNG (KM) DISTANCE (KM) | GUETERGRUPPE | | | | GROUP OF GOODS | | | | GROUPE DE MARCHANDISES | | | | |
|----------------------------------|--------------|----|-----|----|----------------|----|----|----|------------------------|----|-----|-------|----|
| | 01 | 02 | 03 | 04 | 05 | 06 | 07 | 08 | 09 | 10 | 11 | 12 | 13 |
| 01 0 - 49 | 0 | - | - | 0 | 0 | 1 | 0 | - | 3 | 1 | 1 | - | 0 |
| 02 50 - 149 | 3 | - | 15 | 0 | 0 | 4 | 0 | 0 | 5 | 3 | 6 | 0 | 7 |
| 03 150 - 499 | - | - | 39 | 1 | 1 | 20 | - | - | 213 | 13 | 3 | - | 2 |
| 04 500 + | - | - | - | - | - | - | - | - | - | - | - | - | - |
| 05 INSGESAMT-TOTAL | 3 | - | 53 | 1 | 1 | 24 | 0 | 0 | 222 | 17 | 10 | 0 | 8 |
| | 14 | 15 | 16 | 17 | 18 | 19 | 20 | 21 | 22 | 23 | 24 | 01-24 | |
| 01 0 - 49 | 0 | 0 | 0 | 0 | 3 | - | 0 | 0 | - | 0 | 3 | 12 | |
| 02 50 - 149 | 0 | 0 | 5 | - | 10 | 2 | 0 | 0 | 0 | 0 | 50 | 111 | |
| 03 150 - 499 | 0 | 69 | 108 | - | 198 | 1 | 12 | 0 | 0 | 0 | 188 | 868 | |
| 04 500 + | - | - | - | - | - | - | - | - | - | - | - | - | |
| 05 INSGESAMT-TOTAL | 0 | 69 | 113 | 0 | 211 | 3 | 12 | 0 | 0 | 1 | 241 | 991 | |

EISENBahn - RAILWAY - CHEMIN DE FER
 INNERSTAATLICHER VERKEHR NACH ENTFERNUNGSABSCHNITT UND GUETERGRUPPE
 NATIONAL TRAFFIC BY LENGTH OF JOURNEY AND GROUP OF GOODS
 TRAFIC NATIONAL PAR TRANCHE DE DISTANCE ET GROUPE DE MARCHANDISES

4.2.05 (4B)
 BELGIQUE/BELGIE
 1983
 MIO TKM

| ENTFERNUNG (KM) DISTANCE (KM) | GUETERGRUPPE | | | | GROUP OF GOODS | | | | GROUPE DE MARCHANDISES | | | | |
|----------------------------------|--------------|-----|----|----|----------------|----|----|-----|------------------------|-----|-----|-------|-----|
| | 01 | 02 | 03 | 04 | 05 | 06 | 07 | 08 | 09 | 10 | 11 | 12 | 13 |
| 01 0 - 49 | 13 | 0 | 0 | 0 | 0 | 1 | 0 | 73 | - | 1 | 13 | 0 | 60 |
| 02 50 - 149 | 0 | 0 | 11 | 1 | 0 | 24 | 0 | 507 | 0 | 82 | 778 | 1 | 220 |
| 03 150 - 499 | - | - | - | 18 | 0 | 0 | - | 98 | - | 27 | 70 | - | 4 |
| 04 500 + | - | - | - | - | - | - | - | - | - | - | - | - | - |
| 05 INSGESAMT-TOTAL | 13 | 0 | 11 | 19 | 0 | 25 | 0 | 678 | 0 | 110 | 861 | 1 | 283 |
| | 14 | 15 | 16 | 17 | 18 | 19 | 20 | 21 | 22 | 23 | 24 | 01-24 | |
| 01 0 - 49 | 0 | 2 | 1 | 0 | 1 | 0 | 0 | 0 | 0 | 0 | 1 | 167 | |
| 02 50 - 149 | 27 | 62 | 23 | 0 | 22 | 0 | 2 | 0 | 3 | 0 | 69 | 1833 | |
| 03 150 - 499 | 21 | 41 | 0 | 0 | 10 | - | 2 | 0 | 10 | 0 | 65 | 367 | |
| 04 500 + | - | - | - | - | - | - | - | - | - | - | - | - | |
| 05 INSGESAMT-TOTAL | 49 | 104 | 24 | 0 | 33 | 0 | 5 | 0 | 14 | 0 | 135 | 2368 | |

EISENBahn - RAILWAY - CHEMIN DE FER
 INNERSTAATLICHER VERKEHR NACH ENTFERNUNGSABSCHNITT UND GUETERGRUPPE
 NATIONAL TRAFFIC BY LENGTH OF JOURNEY AND GROUP OF GOODS
 TRAFIC NATIONAL PAR TRANCHE DE DISTANCE ET GROUPE DE MARCHANDISES

4.2.06 (4B)
 LUXEMBOURG
 1983
 MIO TKM

| ENTFERNUNG (KM) DISTANCE (KM) | GUETERGRUPPE | | | | GROUP OF GOODS | | | | GROUPE DE MARCHANDISES | | | | |
|----------------------------------|--------------|----|----|----|----------------|----|----|----|------------------------|----|----|-------|----|
| | 01 | 02 | 03 | 04 | 05 | 06 | 07 | 08 | 09 | 10 | 11 | 12 | 13 |
| 01 0 - 49 | 0 | 1 | 0 | - | 0 | 0 | 0 | - | 1 | 18 | 0 | 2 | 0 |
| 02 50 - 149 | 0 | 1 | - | 1 | 1 | - | - | - | 0 | 0 | - | 5 | 0 |
| 03 150 - 499 | - | - | - | - | - | - | - | - | - | - | - | - | - |
| 04 500 + | - | - | - | - | - | - | - | - | - | - | - | - | - |
| 05 INSGESAMT-TOTAL | 0 | 1 | 0 | 1 | 1 | 0 | 0 | - | 2 | 18 | 0 | 7 | 1 |
| | 14 | 15 | 16 | 17 | 18 | 19 | 20 | 21 | 22 | 23 | 24 | 01-24 | |
| 01 0 - 49 | 6 | 1 | 0 | 4 | 0 | 0 | 1 | 0 | - | - | - | 34 | |
| 02 50 - 149 | 1 | 14 | 0 | 52 | 5 | - | 0 | 0 | - | - | - | 81 | |
| 03 150 - 499 | - | - | - | - | - | - | - | - | - | - | - | - | |
| 04 500 + | - | - | - | - | - | - | - | - | - | - | - | - | |
| 05 INSGESAMT-TOTAL | 6 | 15 | 0 | 56 | 6 | 0 | 1 | 0 | - | - | - | 115 | |

EISENBahn - RAILWAY - CHEMIN DE FER
 INNERSTAATLICHER VERKEHR NACH ENTFERNUNGSABSCHNITT UND GUETERGRUPPE
 NATIONAL TRAFFIC BY LENGTH OF JOURNEY AND GROUP OF GOODS
 TRAFIC NATIONAL PAR TRANCHE DE DISTANCE ET GROUPE DE MARCHANDISES

4.2.07 (4B)
 UNITED KINGDOM
 1983
 MIO TKM

| ENTFERNUNG (KM) DISTANCE (KM) | GUETERGRUPPE | | | | GROUP OF GOODS | | | | | GROUPE DE MARCHANDISES | | | | |
|----------------------------------|--------------|------|-----|----|----------------|-----|-----|------|----|------------------------|------|-------|------|--|
| | 01 | 02 | 03 | 04 | 05 | 06 | 07 | 08 | 09 | 10 | 11 | 12 | 13 | |
| 01 0 - 49 | 0 | - | - | 0 | - | 0 | - | 1434 | - | 15 | 114 | 2 | 39 | |
| 02 50 - 149 | 0 | 0 | 0 | 0 | - | 4 | - | 1789 | - | 354 | 375 | 0 | 133 | |
| 03 150 - 499 | 48 | 0 | 0 | 0 | 0 | 56 | - | 2292 | 36 | 1868 | 112 | 2 | 932 | |
| 04 500 + | 73 | 7 | - | 1 | - | 116 | - | 196 | - | 36 | 12 | 16 | 189 | |
| 05 INSGESAMT-TOTAL | 120 | 7 | 0 | 1 | 0 | 175 | - | 5710 | 36 | 2274 | 613 | 21 | 1293 | |
| | 14 | 15 | 16 | 17 | 18 | 19 | 20 | 21 | 22 | 23 | 24 | 01-24 | | |
| 01 0 - 49 | 5 | 83 | 8 | - | 5 | - | 0 | 0 | - | 0 | 8 | 1714 | | |
| 02 50 - 149 | 267 | 692 | 0 | 12 | 24 | - | 5 | 1 | - | 0 | 186 | 3842 | | |
| 03 150 - 499 | 443 | 1239 | 128 | 1 | 462 | 12 | 159 | 8 | 0 | 5 | 2193 | 9994 | | |
| 04 500 + | 25 | 120 | 73 | - | 75 | 2 | 51 | 6 | 0 | 30 | 1296 | 2325 | | |
| 05 INSGESAMT-TOTAL | 740 | 2134 | 209 | 13 | 566 | 14 | 215 | 14 | 1 | 35 | 3684 | 17875 | | |

EISENBahn - RAILWAY - CHEMIN DE FER
 INNERSTAATLICHER VERKEHR NACH ENTFERNUNGSABSCHNITT UND GUETERGRUPPE
 NATIONAL TRAFFIC BY LENGTH OF JOURNEY AND GROUP OF GOODS
 TRAFIC NATIONAL PAR TRANCHE DE DISTANCE ET GROUPE DE MARCHANDISES

4.2.08 (4B)
 IRELAND
 1983
 MIO TKM

| ENTFERNUNG (KM) DISTANCE (KM) | GUETERGRUPPE | | | | GROUP OF GOODS | | | | | GROUPE DE MARCHANDISES | | | | |
|----------------------------------|--------------|----|----|----|----------------|----|----|----|----|------------------------|-----|-------|----|--|
| | 01 | 02 | 03 | 04 | 05 | 06 | 07 | 08 | 09 | 10 | 11 | 12 | 13 | |
| 01 0 - 49 | - | - | 0 | - | - | 0 | - | - | - | 0 | - | 0 | - | |
| 02 50 - 149 | - | - | 2 | - | - | 5 | - | - | - | 2 | 0 | 47 | 1 | |
| 03 150 - 499 | - | - | 36 | - | 2 | 45 | - | - | - | 23 | 9 | - | 8 | |
| 04 500 + | - | - | - | - | - | - | - | - | - | - | - | - | - | |
| 05 INSGESAMT-TOTAL | - | - | 38 | - | 2 | 50 | - | - | - | 25 | 9 | 48 | 9 | |
| | 14 | 15 | 16 | 17 | 18 | 19 | 20 | 21 | 22 | 23 | 24 | 01-24 | | |
| 01 0 - 49 | 1 | 6 | 0 | - | - | - | 0 | - | - | - | 0 | 7 | | |
| 02 50 - 149 | 48 | 2 | 4 | - | 0 | - | 0 | - | 0 | 0 | 17 | 128 | | |
| 03 150 - 499 | 30 | 12 | 86 | - | 73 | - | 0 | 0 | 0 | 0 | 123 | 447 | | |
| 04 500 + | - | - | - | - | - | - | - | - | - | - | - | - | | |
| 05 INSGESAMT-TOTAL | 79 | 20 | 90 | - | 73 | - | 0 | 0 | 0 | 0 | 139 | 582 | | |

EISENBahn - RAILWAY - CHEMIN DE FER 4.2.09 (4B)
 INNERSTAATLICHER VERKEHR NACH ENTFERNUNGSABSCHNITT UND GUETERGRUPPE DANMARK
 NATIONAL TRAFFIC BY LENGTH OF JOURNEY AND GROUP OF GOODS 1983
 TRAFIC NATIONAL PAR TRANCHE DE DISTANCE ET GROUPE DE MARCHANDISES MID TKM

| ENTFERNUNG (KM) DISTANCE (KM) | GUETERGRUPPE - GROUP OF GOODS - GROUPE DE MARCHANDISES | | | | | | | | | | | | |
|----------------------------------|--|----|----|----|----|-----|----|----|----|----|-----|-------|----|
| | 01 | 02 | 03 | 04 | 05 | 06 | 07 | 08 | 09 | 10 | 11 | 12 | 13 |
| 01 0 - 49 | 0 | 0 | - | 0 | 0 | 2 | 0 | - | - | 0 | 0 | - | 0 |
| 02 50 - 149 | 0 | 1 | - | 0 | 0 | 16 | 0 | 14 | - | 2 | 0 | - | 0 |
| 03 150 - 499 | 3 | 3 | 1 | 33 | 2 | 184 | 3 | 6 | - | 12 | 14 | 0 | 9 |
| 04 500 + | 0 | - | 0 | 0 | 0 | 14 | - | 0 | - | 0 | 3 | 0 | 2 |
| 05 INSGESAMT-TOTAL | 3 | 4 | 1 | 33 | 2 | 216 | 3 | 20 | - | 14 | 17 | 0 | 11 |
| | 14 | 15 | 16 | 17 | 18 | 19 | 20 | 21 | 22 | 23 | 24 | 01-24 | |
| 01 0 - 49 | 0 | 0 | 0 | - | 0 | 0 | 0 | 0 | 0 | 0 | 0 | 2 | |
| 02 50 - 149 | 0 | 1 | 6 | 0 | 1 | 0 | 0 | 0 | 0 | 1 | 6 | 48 | |
| 03 150 - 499 | 10 | 4 | 20 | 1 | 27 | 18 | 7 | 11 | 1 | 22 | 113 | 504 | |
| 04 500 + | 0 | - | 2 | - | 3 | - | 1 | 0 | 0 | 0 | 9 | 34 | |
| 05 INSGESAMT-TOTAL | 10 | 5 | 28 | 1 | 31 | 18 | 8 | 11 | 1 | 23 | 128 | 588 | |

EISENBahn - RAILWAY - CHEMIN DE FER 4.2.10 (4B)
 INNERSTAATLICHER VERKEHR NACH ENTFERNUNGSABSCHNITT UND GUETERGRUPPE HELLAS
 NATIONAL TRAFFIC BY LENGTH OF JOURNEY AND GROUP OF GOODS 1983
 TRAFIC NATIONAL PAR TRANCHE DE DISTANCE ET GROUPE DE MARCHANDISES MID TKM

| ENTFERNUNG (KM) DISTANCE (KM) | GUETERGRUPPE - GROUP OF GOODS - GROUPE DE MARCHANDISES | | | | | | | | | | | | |
|----------------------------------|--|----|-----|----|----|----|----|----|----|----|----|-------|----|
| | 01 | 02 | 03 | 04 | 05 | 06 | 07 | 08 | 09 | 10 | 11 | 12 | 13 |
| 01 0 - 49 | 0 | - | 4 | 0 | - | 0 | 0 | 0 | - | 1 | - | - | 0 |
| 02 50 - 149 | 0 | - | 13 | 0 | 0 | 0 | - | - | 0 | 0 | - | - | 0 |
| 03 150 - 499 | 5 | - | 22 | 0 | 0 | 2 | 0 | 51 | 0 | 22 | 0 | - | 0 |
| 04 500 + | 19 | 3 | 0 | 0 | 0 | 1 | 0 | - | - | 7 | 0 | - | 0 |
| 05 INSGESAMT-TOTAL | 24 | 3 | 40 | 1 | 0 | 3 | 0 | 51 | 0 | 30 | 0 | - | 0 |
| | 14 | 15 | 16 | 17 | 18 | 19 | 20 | 21 | 22 | 23 | 24 | 01-24 | |
| 01 0 - 49 | 0 | - | 0 | 0 | 0 | - | 0 | 0 | 0 | 0 | 0 | 5 | |
| 02 50 - 149 | - | - | 4 | 0 | 0 | - | 1 | 0 | - | 0 | 1 | 20 | |
| 03 150 - 499 | 0 | 3 | 50 | 0 | 21 | - | 8 | 0 | 0 | 1 | 4 | 189 | |
| 04 500 + | 0 | 0 | 63 | 0 | 5 | - | 9 | 1 | 0 | 1 | 10 | 119 | |
| 05 INSGESAMT-TOTAL | 0 | 3 | 117 | 0 | 26 | - | 19 | 1 | 0 | 2 | 14 | 333 | |

EISENBahn - RAILWAY - CHEMIN DE FER 4.2.11 (4B)
 INNERSTAATLICHER VERKEHR NACH ENTFERNUNGSABSCHNITT UND GUETERGRUPPE EUR
 NATIONAL TRAFFIC BY LENGTH OF JOURNEY AND GROUP OF GOODS 1983
 TRAFIC NATIONAL PAR TRANCHE DE DISTANCE ET GROUPE DE MARCHANDISES MID TKM

| ENTFERNUNG (KM) DISTANCE (KM) | GUETERGRUPPE - GROUP OF GOODS - GROUPE DE MARCHANDISES | | | | | | | | | | | | |
|----------------------------------|--|------|------|------|------|------|------|-------|-----|------|-------|--------|-------|
| | 01 | 02 | 03 | 04 | 05 | 06 | 07 | 08 | 09 | 10 | 11 | 12 | 13 |
| 01 0 - 49 | 20 | 3 | 72 | 4 | 1 | 16 | 2 | 2386 | 8 | 73 | 513 | 31 | 502 |
| 02 50 - 149 | 121 | 20 | 163 | 29 | 5 | 213 | 5 | 3722 | 79 | 1468 | 1953 | 221 | 1395 |
| 03 150 - 499 | 1394 | 284 | 182 | 597 | 54 | 2351 | 155 | 7662 | 340 | 6757 | 3597 | 164 | 5645 |
| 04 500 + | 1295 | 1218 | 170 | 900 | 182 | 4156 | 192 | 2190 | 0 | 1146 | 521 | 447 | 3329 |
| 05 INSGESAMT-TOTAL | 2830 | 1525 | 587 | 1529 | 241 | 6736 | 353 | 15960 | 427 | 9444 | 6584 | 864 | 10870 |
| | 14 | 15 | 16 | 17 | 18 | 19 | 20 | 21 | 22 | 23 | 24 | 01-24 | |
| 01 0 - 49 | 54 | 341 | 30 | 7 | 54 | 3 | 10 | 4 | 2 | 5 | 21 | 4161 | |
| 02 50 - 149 | 579 | 1570 | 206 | 72 | 287 | 23 | 71 | 20 | 13 | 41 | 528 | 12805 | |
| 03 150 - 499 | 1369 | 4469 | 2822 | 165 | 3272 | 305 | 1359 | 245 | 282 | 532 | 5883 | 49884 | |
| 04 500 + | 446 | 2143 | 3240 | 120 | 3042 | 664 | 2424 | 282 | 297 | 1031 | 7120 | 36556 | |
| 05 INSGESAMT-TOTAL | 2448 | 8523 | 6299 | 364 | 6655 | 995 | 3864 | 551 | 595 | 1609 | 13552 | 103406 | |

| BELADEREGION REGION OF LOADING REGION DE CHARGEMENT | ENTLADEREGION | | | | REGION OF UNLOADING | | | | REGION DE DECHARGEMENT | | | | |
|---|---------------|------|------|------|---------------------|-------|------|-------|------------------------|------|------|------|------|
| | 01 | 02 | 03 | 04 | 05 | 06 | 07 | 08 | 09 | 10 | 11 | 12 | 13 |
| 0101 SCHLESWIG-HOLSTEIN | 471 | 151 | 171 | 42 | 275 | 22 | 64 | 154 | 103 | 19 | 13 | 119 | 11 |
| 0102 HAMBURG | 159 | 490 | 262 | 137 | 3129 | 63 | 27 | 179 | 483 | 27 | 55 | 202 | 32 |
| 0103 NORDTEIL VON NIEDERSACHSEN | 75 | 141 | 468 | 216 | 728 | 87 | 45 | 95 | 248 | 70 | 23 | 154 | 20 |
| 0104 WESTTEIL VON NIEDERSACHSEN | 50 | 97 | 175 | 1028 | 1466 | 187 | 342 | 198 | 360 | 342 | 115 | 64 | 22 |
| 0105 SUEDOSTTEIL VON NIEDERSACHSEN | 402 | 411 | 867 | 741 | 11134 | 1168 | 45 | 330 | 485 | 354 | 263 | 106 | 28 |
| 0105 BREMEN | 10 | 47 | 127 | 301 | 125 | 4305 | 57 | 125 | 328 | 163 | 41 | 205 | 23 |
| 0107 NORDTEIL VON NORDRHEIN-WESTFALEN | 89 | 126 | 120 | 378 | 223 | 371 | 1049 | 4532 | 1091 | 481 | 146 | 111 | 39 |
| 0108 RUHRGEBIET | 850 | 761 | 349 | 742 | 2036 | 3525 | 3783 | 48831 | 7065 | 2128 | 314 | 947 | 1308 |
| 0109 SUEDWESTTEIL V. NORDRHEIN-WESTFALEN | 267 | 626 | 187 | 337 | 497 | 707 | 803 | 5825 | 8964 | 881 | 165 | 733 | 217 |
| 0110 OSTTEIL VON NORDRHEIN-WESTFALEN | 22 | 75 | 87 | 247 | 74 | 572 | 288 | 805 | 484 | 391 | 29 | 62 | 265 |
| 0111 NORDTEIL VON HESSEN | 92 | 707 | 46 | 108 | 200 | 101 | 11 | 67 | 125 | 27 | 153 | 537 | 10 |
| 0112 SUEDTEIL VON HESSEN | 100 | 256 | 64 | 40 | 205 | 193 | 107 | 185 | 160 | 139 | 180 | 1369 | 57 |
| 0113 NORDTEIL VON RHEINLAND-PFALZ | 39 | 74 | 22 | 10 | 88 | 101 | 14 | 146 | 217 | 57 | 39 | 143 | 256 |
| 0114 SUEDTEIL VON RHEINLAND-PFALZ | 58 | 47 | 28 | 39 | 69 | 162 | 12 | 161 | 121 | 36 | 94 | 313 | 55 |
| 0115 BADEN-WUERTTEMBERG NORD-WEST | 47 | 176 | 12 | 36 | 39 | 131 | 46 | 64 | 140 | 39 | 135 | 124 | 42 |
| 0116 BADEN-WUERTTEMBERG OST | 39 | 156 | 44 | 64 | 67 | 272 | 18 | 52 | 270 | 47 | 24 | 83 | 31 |
| 0117 BADEN-WUERTTEMBERG SUED-WEST | 14 | 73 | 10 | 7 | 52 | 52 | 7 | 47 | 172 | 15 | 12 | 110 | 10 |
| 0118 NORDBAYERN | 21 | 112 | 23 | 19 | 91 | 83 | 12 | 73 | 134 | 31 | 27 | 136 | 25 |
| 0119 OSTBAYERN | 27 | 59 | 20 | 40 | 72 | 123 | 9 | 90 | 231 | 41 | 44 | 213 | 83 |
| 0120 SUEDBAYERN | 67 | 268 | 37 | 89 | 195 | 287 | 30 | 234 | 586 | 62 | 46 | 143 | 16 |
| 0121 SAARLAND | 29 | 175 | 25 | 115 | 43 | 256 | 31 | 318 | 515 | 46 | 47 | 101 | 57 |
| 0122 BERLIN (WEST) | 6 | 16 | 7 | 0 | 16 | 50 | 0 | 171 | 11 | 5 | 1 | 20 | 2 |
| 0199 UNBEKANNT-UNKNOWN-INCONNU | - | - | - | - | - | - | - | - | - | - | - | - | - |
| 0195 INSGESAMT-TOTAL | 2934 | 5044 | 3152 | 4736 | 20824 | 12817 | 6801 | 62681 | 22291 | 5400 | 1966 | 5996 | 2608 |

| BELADEREGION REGION OF LOADING REGION DE CHARGEMENT | ENTLADEREGION | | | | | | | | | | REGION OF UNLOADING | | REGION DE DECHARGEMENT | | UNBEK. UNKNOW! INCON.! | INSG. TOTAL |
|---|---------------|------|-------|------|------|------|-------|-------|------|----|---------------------|---|------------------------|--------|------------------------------|----------------|
| | 14 | 15 | 16 | 17 | 18 | 19 | 20 | 21 | 22 | 23 | 24 | | | | | |
| 0101 SCHLESWIG-HOLSTEIN | 22 | 43 | 65 | 16 | 41 | 10 | 47 | 2 | 2 | - | - | - | - | 1863 | | |
| 0102 HAMBURG | 54 | 184 | 212 | 73 | 204 | 290 | 267 | 30 | 247 | - | - | - | - | 6808 | | |
| 0103 NORDTEIL VON NIEDERSACHSEN | 124 | 80 | 70 | 26 | 46 | 40 | 157 | 8 | 8 | - | - | - | - | 2931 | | |
| 0104 WESTTEIL VON NIEDERSACHSEN | 104 | 56 | 110 | 52 | 138 | 416 | 172 | 8 | 24 | - | - | - | - | 5526 | | |
| 0105 SUEDOSTTEIL VON NIEDERSACHSEN | 42 | 71 | 143 | 49 | 169 | 167 | 247 | 24 | 42 | - | - | - | - | 17291 | | |
| 0106 BREMEN | 137 | 139 | 295 | 77 | 221 | 411 | 198 | 30 | 110 | - | - | - | - | 7473 | | |
| 0107 NORDTEIL VON NORDRHEIN-WESTFALEN | 30 | 103 | 213 | 15 | 509 | 227 | 247 | 716 | 28 | - | - | - | - | 10844 | | |
| 0108 RUHRGEBIET | 142 | 593 | 686 | 216 | 306 | 573 | 566 | 3900 | 1241 | - | - | - | - | 80862 | | |
| 0109 SUEDWESTTEIL V. NORDRHEIN-WESTFALEN | 388 | 338 | 789 | 275 | 553 | 208 | 870 | 345 | 33 | - | - | - | - | 24007 | | |
| 0110 OSTTEIL VON NORDRHEIN-WESTFALEN | 31 | 51 | 48 | 7 | 34 | 13 | 106 | 6 | 40 | - | - | - | - | 3736 | | |
| 0111 NORDTEIL VON HESSEN | 248 | 45 | 40 | 14 | 49 | 74 | 98 | 5 | 2 | - | - | - | - | 2758 | | |
| 0112 SUEDTEIL VON HESSEN | 311 | 81 | 203 | 63 | 544 | 302 | 360 | 133 | 15 | - | - | - | - | 5065 | | |
| 0113 NORDTEIL VON RHEINLAND-PFALZ | 98 | 75 | 63 | 8 | 51 | 13 | 30 | 238 | 4 | - | - | - | - | 1784 | | |
| 0114 SUEDTEIL VON RHEINLAND-PFALZ | 805 | 321 | 1594 | 155 | 245 | 147 | 455 | 412 | 9 | - | - | - | - | 5337 | | |
| 0115 BADEN-WUERTTEMBERG NORD-WEST | 138 | 454 | 2616 | 458 | 343 | 50 | 515 | 78 | 15 | - | - | - | - | 5699 | | |
| 0116 BADEN-WUERTTEMBERG OST | 353 | 268 | 1478 | 85 | 84 | 255 | 1032 | 26 | 14 | - | - | - | - | 4773 | | |
| 0117 BADEN-WUERTTEMBERG SUED-WEST | 36 | 129 | 126 | 548 | 46 | 22 | 254 | 14 | 12 | - | - | - | - | 1766 | | |
| 0118 NORDBAYERN | 37 | 50 | 106 | 19 | 919 | 577 | 283 | 37 | 26 | - | - | - | - | 2840 | | |
| 0119 OSTBAYERN | 54 | 116 | 416 | 103 | 1197 | 2009 | 1666 | 29 | 17 | - | - | - | - | 6659 | | |
| 0120 SUEDBAYERN | 77 | 337 | 659 | 112 | 1421 | 888 | 4731 | 34 | 143 | - | - | - | - | 10459 | | |
| 0121 SAARLAND | 479 | 1201 | 630 | 130 | 384 | 144 | 230 | 8352 | 7 | - | - | - | - | 13316 | | |
| 0122 BERLIN (WEST) | 4 | 7 | 23 | 7 | 12 | 2 | 14 | 4 | - | - | - | - | - | 378 | | |
| 0199 UNBEKANNT-UNKNOWN-INCONNU | - | - | - | - | - | - | - | - | - | - | - | - | - | - | | |
| 0195 INSGESAMT-TOTAL | 3714 | 4741 | 10585 | 2506 | 7517 | 6848 | 12545 | 14430 | 2040 | - | - | - | - | 222176 | | |

EISENBAHN - RAILWAY - CHEMIN DE FER 5.1.02:1 (2)
 INNERSTAATLICHER VERKEHR NACH REGION FRANCE
 NATIONAL TRAFFIC BY REGION 1983
 TRAFIC NATIONAL PAR REGION 1000 T

| BELADEREGION REGION OF LOADING REGION DE CHARGEMENT | ENTLADEREGION | | | | REGION OF UNLOADING | | | | REGION DE DECHARGEMENT | | | | | |
|---|---------------|-------|------|------|---------------------|------|-------|-------|------------------------|------|-----|------|------|------|
| | 01 | 02 | 03 | 04 | 05 | 06 | 07 | 08 | 09 | 10 | 11 | 12 | 13 | |
| 0211 ILE-DE-FRANCE | 01 | 530 | 775 | 94 | 690 | 283 | 405 | 534 | 210 | 59 | 60 | 172 | 285 | 60 |
| 0221 CHAMPAGNE-ARDENNES | 02 | 488 | 259 | 76 | 622 | 36 | 388 | 435 | 230 | 34 | 7 | 55 | 164 | 7 |
| 0222 PICARDIE | 03 | 420 | 63 | 184 | 646 | 65 | 630 | 248 | 102 | 101 | 20 | 105 | 121 | 16 |
| 0223 HAUTE-NORMANDIE | 04 | 1332 | 350 | 912 | 670 | 660 | 313 | 391 | 101 | 57 | 88 | 198 | 162 | 140 |
| 0224 CENTRE | 05 | 192 | 17 | 21 | 741 | 109 | 114 | 155 | 81 | 10 | 34 | 261 | 998 | 30 |
| 0231 NORD-PAS-DE-CALAIS | 06 | 1110 | 578 | 2074 | 595 | 167 | 10353 | 2703 | 386 | 78 | 83 | 326 | 194 | 24 |
| 0241 LORRAINE | 07 | 2236 | 1085 | 595 | 390 | 387 | 2243 | 16705 | 689 | 506 | 76 | 578 | 244 | 93 |
| 0242 ALSACE | 08 | 618 | 145 | 206 | 431 | 218 | 401 | 718 | 295 | 239 | 91 | 312 | 223 | 20 |
| 0243 FRANCHE-COMTE | 09 | 113 | 21 | 20 | 201 | 15 | 83 | 39 | 50 | 83 | 6 | 12 | 21 | 10 |
| 0251 BASSE-NORMANDIE | 10 | 405 | 66 | 16 | 208 | 58 | 50 | 36 | 12 | 10 | 151 | 36 | 78 | 5 |
| 0252 PAYS DE LA LOIRE | 11 | 252 | 13 | 102 | 54 | 371 | 68 | 57 | 18 | 3 | 32 | 633 | 303 | 30 |
| 0253 BRETAGNE | 12 | 168 | 25 | 15 | 33 | 31 | 70 | 31 | 36 | 14 | 8 | 29 | 324 | 24 |
| 0261 LIMOUSIN | 13 | 42 | 1 | 16 | 82 | 4 | 20 | 3 | 23 | 6 | 7 | 2 | 3 | 6 |
| 0262 AUVERGNE | 14 | 498 | 23 | 61 | 50 | 74 | 47 | 50 | 36 | 39 | 14 | 41 | 22 | 18 |
| 0271 POITOU-CHARENTES | 15 | 703 | 12 | 296 | 78 | 251 | 127 | 18 | 21 | 7 | 5 | 80 | 97 | 52 |
| 0272 AQUITAINE | 16 | 371 | 44 | 47 | 132 | 123 | 435 | 73 | 176 | 23 | 10 | 104 | 127 | 398 |
| 0273 MIDI-PYRENEES | 17 | 344 | 25 | 12 | 72 | 48 | 206 | 37 | 144 | 4 | 3 | 55 | 66 | 27 |
| 0281 BOURGOGNE | 18 | 300 | 22 | 17 | 307 | 92 | 55 | 41 | 53 | 112 | 6 | 27 | 64 | 12 |
| 0282 RHONE-ALPES | 19 | 742 | 109 | 107 | 253 | 91 | 257 | 121 | 209 | 177 | 32 | 116 | 61 | 37 |
| 0291 LANGUEDOC-ROUSSILLON | 20 | 530 | 45 | 68 | 94 | 77 | 188 | 121 | 73 | 25 | 37 | 75 | 66 | 45 |
| 0293 PROVENCE-ALPES-COTE D'AZUR | 21 | 615 | 64 | 157 | 158 | 52 | 255 | 378 | 143 | 181 | 10 | 100 | 26 | 114 |
| 0294 CORSE | 22 | - | - | - | - | - | - | - | - | - | - | - | - | - |
| 0299 UNBEKANNT-UNKNOWN-INCONNU | | - | - | - | - | - | - | - | - | - | - | - | - | - |
| 0295 INSGESAMT-TOTAL | | 11995 | 3744 | 5096 | 6508 | 3212 | 16707 | 22894 | 3089 | 1766 | 783 | 3316 | 3651 | 1168 |

EISENBAHN - RAILWAY - CHEMIN DE FER 5.1.02:2 (2)
 INNERSTAATLICHER VERKEHR NACH REGION FRANCE
 NATIONAL TRAFFIC BY REGION 1983
 TRAFIC NATIONAL PAR REGION 1000 T

| BELADEREGION REGION OF LOADING REGION DE CHARGEMENT | ENTLADEREGION | | | | REGION OF UNLOADING | | | | REGION DE DECHARGEMENT | | | | | UNBEK. UNKNOWN INCONNU | INSG. TOTAL |
|---|---------------|------|------|------|---------------------|------|------|------|------------------------|---|---|--------|---|------------------------------|----------------|
| | 14 | 15 | 16 | 17 | 18 | 19 | 20 | 21 | 22 | | | | | | |
| 0211 ILE-DE-FRANCE | 01 | 188 | 122 | 360 | 354 | 178 | 792 | 154 | 601 | - | - | 6907 | | | |
| 0221 CHAMPAGNE-ARDENNES | 02 | 16 | 15 | 38 | 22 | 100 | 82 | 25 | 69 | - | - | 3168 | | | |
| 0222 PICARDIE | 03 | 35 | 77 | 90 | 89 | 59 | 243 | 47 | 147 | - | - | 3507 | | | |
| 0223 HAUTE-NORMANDIE | 04 | 104 | 103 | 146 | 49 | 396 | 253 | 83 | 122 | - | - | 6629 | | | |
| 0224 CENTRE | 05 | 55 | 107 | 161 | 57 | 134 | 223 | 48 | 213 | - | - | 3763 | | | |
| 0231 NORD-PAS-DE-CALAIS | 06 | 53 | 78 | 141 | 210 | 126 | 270 | 130 | 344 | - | - | 20024 | | | |
| 0241 LORRAINE | 07 | 175 | 398 | 335 | 284 | 561 | 939 | 115 | 376 | - | - | 29011 | | | |
| 0242 ALSACE | 08 | 59 | 160 | 238 | 150 | 132 | 380 | 120 | 255 | - | - | 5413 | | | |
| 0243 FRANCHE-COMTE | 09 | 30 | 7 | 76 | 39 | 16 | 151 | 41 | 111 | - | - | 1143 | | | |
| 0251 BASSE-NORMANDIE | 10 | 10 | 6 | 28 | 9 | 8 | 27 | 11 | 15 | - | - | 1246 | | | |
| 0252 PAYS DE LA LOIRE | 11 | 11 | 279 | 134 | 12 | 29 | 49 | 43 | 63 | - | - | 2559 | | | |
| 0253 BRETAGNE | 12 | 15 | 9 | 33 | 40 | 26 | 88 | 38 | 44 | - | - | 1100 | | | |
| 0261 LIMOUSIN | 13 | 4 | 8 | 33 | 26 | 3 | 34 | 14 | 29 | - | - | 353 | | | |
| 0262 AUVERGNE | 14 | 67 | 36 | 60 | 73 | 150 | 161 | 96 | 339 | - | - | 1955 | | | |
| 0271 POITOU-CHARENTES | 15 | 9 | 289 | 239 | 32 | 27 | 174 | 66 | 44 | - | - | 2627 | | | |
| 0272 AQUITAINE | 16 | 75 | 175 | 2832 | 468 | 43 | 455 | 142 | 183 | - | - | 6435 | | | |
| 0273 MIDI-PYRENEES | 17 | 64 | 90 | 666 | 468 | 30 | 212 | 507 | 168 | - | - | 3248 | | | |
| 0281 BOURGOGNE | 18 | 46 | 6 | 35 | 18 | 243 | 193 | 56 | 228 | - | - | 1934 | | | |
| 0282 RHONE-ALPES | 19 | 415 | 103 | 133 | 166 | 533 | 694 | 189 | 742 | - | - | 5287 | | | |
| 0291 LANGUEDOC-ROUSSILLON | 20 | 84 | 42 | 99 | 1019 | 112 | 486 | 409 | 469 | - | - | 4163 | | | |
| 0293 PROVENCE-ALPES-COTE D'AZUR | 21 | 636 | 39 | 462 | 919 | 951 | 1850 | 216 | 3675 | - | - | 11001 | | | |
| 0294 CORSE | 22 | - | - | - | - | - | - | - | - | - | - | - | - | | |
| 0299 UNBEKANNT-UNKNOWN-INCONNU | | - | - | - | - | - | - | - | - | - | - | - | - | | |
| 0295 INSGESAMT-TOTAL | | 2152 | 2152 | 6338 | 4504 | 3855 | 7755 | 2551 | 8236 | - | - | 121473 | | | |

EISENBAHN - RAILWAY - CHEMIN DE FER 5.1.03:1 (2)
 INNERSTAATLICHER VERKEHR NACH REGION ITALIA
 NATIONAL TRAFFIC BY REGION 1983
 TRAFIC NATIONAL PAR REGION 1000 T

| BELADEREGION REGION OF LOADING REGION DE CHARGEMENT | ENTLADEREGION | | | | REGION OF UNLOADING | | | | REGION DE DECHARGEMENT | | | | |
|---|---------------|----|------|-----|---------------------|-----|-----|-----|------------------------|-----|-----|-----|-----|
| | 01 | 02 | 03 | 04 | 05 | 06 | 07 | 08 | 09 | 10 | 11 | 12 | 13 |
| 0301 PIEMONTE | 287 | 12 | 141 | 10 | 28 | 28 | 252 | 39 | 34 | 15 | 4 | 305 | 18 |
| 0302 VALLE D'AOSTA | 4 | 0 | 58 | 0 | 3 | - | 5 | - | 0 | 4 | - | 0 | - |
| 0303 LOMBARDIA | 36 | 4 | 507 | 29 | 105 | 66 | 191 | 129 | 91 | 13 | 25 | 31 | 6 |
| 0304 TRENTO-ALTO ADIGE | 17 | 0 | 51 | 84 | 34 | 8 | 10 | 37 | 17 | 3 | 4 | 8 | 5 |
| 0305 VENETO | 189 | 0 | 226 | 34 | 69 | 80 | 56 | 39 | 51 | 5 | 32 | 12 | 15 |
| 0306 FRIULI-VENEZIA GIULIA | 110 | 3 | 326 | 18 | 497 | 406 | 33 | 160 | 74 | 21 | 33 | 37 | 20 |
| 0307 LIGURIA | 2313 | 13 | 875 | 9 | 145 | 36 | 137 | 204 | 118 | 42 | 12 | 20 | 14 |
| 0308 EMILIA-ROMAGNA | 26 | 0 | 63 | 13 | 49 | 35 | 137 | 88 | 246 | 89 | 50 | 18 | 3 |
| 0309 TOSCANA | 81 | 34 | 179 | 18 | 87 | 48 | 75 | 62 | 123 | 62 | 27 | 17 | 52 |
| 0310 UMBRIA | 4 | 0 | 2 | 0 | 3 | 5 | 15 | 7 | 7 | 1 | 9 | 49 | 1 |
| 0311 MARCHE | 1 | 0 | 8 | 1 | 8 | 3 | 3 | 8 | 10 | 20 | 14 | 8 | 5 |
| 0312 LAZIO | 98 | - | 18 | 1 | 9 | 3 | 3 | 23 | 5 | 135 | 37 | 19 | 80 |
| 0313 ABRUZZO | 29 | - | 10 | 3 | 1 | 3 | 3 | 2 | 2 | 16 | 2 | 2 | 1 |
| 0314 MOLISE | 0 | - | 0 | - | 0 | 0 | 0 | 0 | 0 | - | - | 0 | - |
| 0315 CAMPANIA | 32 | 0 | 26 | 1 | 9 | 4 | 37 | 18 | 52 | 16 | 35 | 8 | 9 |
| 0316 PUGLIA | 38 | 0 | 16 | 1 | 18 | 8 | 11 | 78 | 6 | 34 | 5 | 23 | 6 |
| 0317 BASILICATA | 0 | 0 | 1 | - | 0 | 1 | 0 | 0 | 0 | - | 0 | 0 | 0 |
| 0318 CALABRIA | 12 | 0 | 7 | 0 | 3 | 1 | 3 | 5 | 2 | 1 | 1 | 1 | 1 |
| 0319 SICILIA | 89 | 0 | 155 | 1 | 33 | 8 | 15 | 64 | 14 | 1 | 3 | 32 | 9 |
| 0320 SARDEGNA | 4 | 0 | 5 | 0 | 1 | 2 | 3 | 4 | 7 | 3 | 0 | 16 | 0 |
| 0399 UNBEKANNT-UNKNOWN-INCONNU | 4 | - | 1 | 0 | 1 | 1 | 1 | 2 | 1 | 0 | 0 | 0 | 0 |
| 0395 INSGESAMT-TOTAL | 3374 | 65 | 2677 | 224 | 1104 | 748 | 989 | 967 | 1969 | 491 | 293 | 597 | 244 |

EISENBAHN - RAILWAY - CHEMIN DE FER 5.1.03:2 (2)
 INNERSTAATLICHER VERKEHR NACH REGION ITALIA
 NATIONAL TRAFFIC BY REGION 1983
 TRAFIC NATIONAL PAR REGION 1000 T

| BELADEREGION REGION OF LOADING REGION DE CHARGEMENT | ENTLADEREGION | | | | REGION OF UNLOADING | | | | UNBEK. UNKNOW. INCON. | INSG. TOTAL |
|---|---------------|-----|-----|----|---------------------|------|-----|----|-----------------------------|----------------|
| | 14 | 15 | 16 | 17 | 18 | 19 | 20 | | | |
| 0301 PIEMONTE | 0 | 48 | 42 | 3 | 25 | 205 | 21 | 1 | 1518 | |
| 0302 VALLE D'AOSTA | - | 0 | - | - | - | 0 | 0 | - | 73 | |
| 0303 LOMBARDIA | 0 | 34 | 43 | 1 | 25 | 242 | 17 | 0 | 1597 | |
| 0304 TRENTO-ALTO ADIGE | 0 | 20 | 16 | 1 | 10 | 44 | 11 | 0 | 382 | |
| 0305 VENETO | 0 | 73 | 25 | 1 | 29 | 130 | 25 | 0 | 1091 | |
| 0306 FRIULI-VENEZIA GIULIA | 1 | 45 | 97 | 1 | 18 | 96 | 34 | 2 | 2029 | |
| 0307 LIGURIA | 0 | 33 | 20 | 0 | 6 | 26 | 21 | 2 | 4048 | |
| 0308 EMILIA-ROMAGNA | 0 | 48 | 52 | 6 | 62 | 259 | 50 | 1 | 1296 | |
| 0309 TOSCANA | 1 | 87 | 32 | 4 | 12 | 64 | 34 | 2 | 2206 | |
| 0310 UMBRIA | - | 4 | 4 | 1 | 2 | 9 | 22 | 0 | 134 | |
| 0311 MARCHE | 0 | 6 | 5 | 0 | 4 | 15 | 14 | 0 | 134 | |
| 0312 LAZIO | - | 5 | 5 | 0 | 5 | 58 | 32 | 0 | 535 | |
| 0313 ABRUZZO | - | 3 | 2 | 0 | 4 | 16 | 8 | 0 | 107 | |
| 0314 MOLISE | 0 | 0 | 0 | - | 0 | 2 | 0 | - | 5 | |
| 0315 CAMPANIA | 0 | 25 | 26 | 2 | 12 | 73 | 12 | 0 | 396 | |
| 0316 PUGLIA | 2 | 169 | 23 | 1 | 16 | 56 | 6 | 0 | 516 | |
| 0317 BASILICATA | - | 0 | 0 | 0 | 1 | 13 | 1 | 0 | 17 | |
| 0318 CALABRIA | 0 | 15 | 7 | 0 | 10 | 36 | 2 | 0 | 119 | |
| 0319 SICILIA | 0 | 33 | 22 | 2 | 17 | 125 | 5 | 0 | 629 | |
| 0320 SARDEGNA | - | 1 | 1 | 2 | 1 | 22 | 6 | 0 | 81 | |
| 0399 UNBEKANNT-UNKNOWN-INCONNU | 0 | 1 | 0 | 0 | 0 | 3 | 1 | 0 | 18 | |
| 0395 INSGESAMT-TOTAL | 5 | 652 | 423 | 25 | 260 | 1495 | 320 | 10 | 16932 | |

EISENBahn - RAILWAY - CHEMIN DE FER
 INNERSTAATLICHER VERKEHR NACH REGION
 NATIONAL TRAFFIC BY REGION
 TRAFIC NATIONAL PAR REGION

5.1.04 (2)
 NEDERLAND
 1983
 1000 T

| BELADEREGION REGION OF LOADING REGION DE CHARGEMENT | ENTLADEREGION REGION DE DECHARGEMENT | | | | REGION OF UNLOADING | | | | UNBEK. INSG. UNKNOW! TOTAL | INCON. ! |
|---|---|------|-------|------|---------------------|------|------|----|-------------------------------------|-------------|
| | 01 | 02 | 03 | 04 | 05 | 06 | 07 | | | |
| 0401 NOORD | 118! | 54! | 1323! | 24! | 0! | 54! | 5! | -! | 1577! | |
| 0402 OVERIG WEST | 412! | 1! | 189! | 38! | 0! | 1! | 63! | -! | 703! | |
| 0403 RIJNMOND | 186! | 29! | 74! | 27! | 10! | 220! | 111! | -! | 657! | |
| 0404 NOORDZEEKANAALGEBIED | 46! | 23! | 11! | 27! | -! | 68! | 68! | -! | 242! | |
| 0405 ZUIDWEST | 4! | 2! | 18! | 0! | 19! | 12! | 13! | -! | 69! | |
| 0406 ZUID | 195! | 20! | 685! | 14! | 42! | 384! | 31! | -! | 1370! | |
| 0407 OOST | 198! | 5! | 293! | 24! | 0! | 77! | 26! | -! | 623! | |
| 0499 UNBEKANNT-UNKNOWN-INCONNU | -! | -! | -! | -! | -! | -! | -! | -! | -! | |
| 0495 INSGESAMT-TOTAL | 1157! | 134! | 2592! | 153! | 72! | 815! | 316! | -! | 5240! | |

EISENBahn - RAILWAY - CHEMIN DE FER
 INNERSTAATLICHER VERKEHR NACH REGION
 NATIONAL TRAFFIC BY REGION
 TRAFIC NATIONAL PAR REGION

5.1.05 (2)
 BELGIQUE/BELGIE
 1983
 1000 T

| BELADEREGION REGION OF LOADING REGION DE CHARGEMENT | ENTLADEREGION REGION DE DECHARGEMENT | | | | REGION OF UNLOADING | | | | UNBEK. INSG. UNKNOW! TOTAL | INCON. ! |
|---|---|-------|--------|------|---------------------|--------|----|----|-------------------------------------|-------------|
| | 01 | 02 | 03 | 04 | 05 | 06 | 07 | | | |
| 0501 VLAAMS GEWEST EXCL. ANTWERPEN | 3793! | 367! | 5024! | 243! | -! | 9426! | | | | |
| 0502 ANTWERPEN | 1926! | 264! | 6928! | 298! | -! | 9417! | | | | |
| 0503 REGION WALLONNE | 1536! | 1603! | 9154! | 174! | -! | 12467! | | | | |
| 0504 BRUXELLES/BRUSSEL | 163! | 21! | 732! | 21! | -! | 937! | | | | |
| 0599 UNBEKANNT-UNKNOWN-INCONNU | -! | -! | -! | -! | -! | -! | -! | -! | -! | |
| 0595 INSGESAMT-TOTAL | 7417! | 2256! | 21838! | 736! | -! | 32247! | | | | |

EISENBahn - RAILWAY - CHEMIN DE FER
 INNERSTAATLICHER VERKEHR NACH REGION
 NATIONAL TRAFFIC BY REGION
 TRAFIC NATIONAL PAR REGION

5.1.06 (2)
 UNITED KINGDOM
 1983
 1000 T

| BELADEREGION REGION OF LOADING REGION DE CHARGEMENT | ENTLADEREGION - REGION OF UNLOADING - REGION DE DECHARGEMENT | | | | | | | | | | UNBEK. UNKNOW. INCON. | INSG. TOTAL | | |
|---|--|-------|-------|-------|------|-------|------|-------|-------|-------|-----------------------------|----------------|----|--------|
| | 01 | 02 | 03 | 04 | 05 | 06 | 07 | 08 | 09 | 10 | | | 11 | |
| 0701 NORTH | 01 | 8299 | 1074 | 762 | 150 | 268 | 344 | 547 | 1099 | 78 | 612 | - | - | 13234 |
| 0702 YORKSHIRE AND HUMBERSIDE | 02 | 697 | 24428 | 6048 | 149 | 900 | 35 | 995 | 1989 | 217 | 563 | - | - | 36021 |
| 0703 EAST MIDLANDS | 03 | 73 | 2116 | 16921 | 1195 | 5351 | 222 | 2450 | 2936 | 210 | 136 | - | - | 31611 |
| 0704 EAST ANGLIA | 04 | 38 | 245 | 96 | 42 | 360 | 47 | 65 | 362 | 88 | 205 | - | - | 1548 |
| 0705 SOUTH EAST INCL. GREATER LONDON | 05 | 202 | 600 | 144 | 305 | 6035 | 158 | 692 | 972 | 373 | 504 | - | - | 9985 |
| 0706 SOUTH WEST | 06 | 633 | 19 | 4 | 110 | 5519 | 982 | 121 | 42 | 290 | 109 | - | - | 7829 |
| 0707 WEST MIDLANDS | 07 | 36 | 481 | 347 | 157 | 1362 | 78 | 7265 | 545 | 295 | 122 | - | - | 10689 |
| 0708 NORTH WEST | 08 | 547 | 503 | 170 | 315 | 1556 | 202 | 300 | 3087 | 565 | 613 | - | - | 7859 |
| 0709 WALES | 09 | 70 | 354 | 45 | 152 | 1049 | 494 | 662 | 521 | 13799 | 144 | - | - | 17290 |
| 0711 SCOTLAND | 10 | 391 | 171 | 81 | 264 | 489 | 32 | 68 | 181 | 552 | 8052 | - | - | 10282 |
| 0712 NORTHERN IRELAND | 11 | - | - | - | - | - | - | - | - | - | - | - | - | - |
| 0799 UNBEKANNT-UNKNOW-INCORNU | | - | - | - | - | - | - | - | - | - | - | - | - | - |
| 0795 INSGESAMT-TOTAL | | 10986 | 29992 | 24619 | 2840 | 22889 | 2595 | 13165 | 11734 | 16468 | 11059 | - | - | 146347 |

EISENBahn - RAILWAY - CHEMIN DE FER
 INNERSTAATLICHER VERKEHR NACH REGION
 NATIONAL TRAFFIC BY REGION
 TRAFIC NATIONAL PAR REGION

5.1.07 (2)
 HELLAS
 1983
 1000 T

| BELADEREGION REGION OF LOADING REGION DE CHARGEMENT | ENTLADEREGION - REGION OF UNLOADING - REGION DE DECHARGEMENT | | | | UNBEK. UNKNOW. INCON. | INSG. TOTAL |
|---|--|-----|-----|-----|-----------------------------|----------------|
| | 01 | 02 | 03 | 04 | | |
| 1001 NORTH GREECE | 746 | 0 | 143 | 101 | - | 990 |
| 1002 SOUTH GREECE | 0 | 1 | 2 | 0 | - | 3 |
| 1003 GREATER ATHENS | 19 | 203 | 2 | 15 | - | 239 |
| 1004 CENTRAL GREECE | 14 | 0 | 8 | 54 | - | 76 |
| 1099 UNBEKANNT-UNKNOW-INCORNU | - | - | - | - | - | - |
| 1095 INSGESAMT-TOTAL | 780 | 204 | 155 | 169 | - | 1308 |

E I S E N B A H N - R A I L W A Y - C H E M I N D E F E R

5.2.01:1 (3)

INNERSTAATLICHER VERKEHR NACH REGION UND GUETERGRUPPE BR DEUTSCHLAND

NATIONAL TRAFFIC BY REGION AND GROUP OF GOODS 1983

TRAFIC NATIONAL PAR REGION ET GROUPE DE MARCHANDISES 1000 T

| REGION | GUETERGRUPPE | | | | GROUP OF GOODS | | | | GROUPE DE MARCHANDISES | | | | |
|---|--------------|-----|-----|-----|----------------|------|-----|-------|------------------------|-------|-------|-----|-------|
| | 01 | 02 | 03 | 04 | 05 | 06 | 07 | 08 | 09 | 10 | 11 | 12 | 13 |
| A. EMPFANG AUS ANDEREN REGIONEN RECEIVED FROM OTHER REGIONS RECEPTIONS DES AUTRES REGIONS | | | | | | | | | | | | | |
| 0101 SCHLESWIG-HOLSTEIN | 0 | 16 | 0 | 9 | 6 | 33 | 6 | 731 | - | 35 | 4 | 0 | 133 |
| 0102 HAMBURG | 27 | 66 | - | 8 | 16 | 226 | 69 | 199 | 0 | 59 | 83 | 13 | 998 |
| 0103 NORDTEIL VON NIEDERSACHSEN | 13 | 21 | 86 | 24 | 3 | 106 | 0 | 154 | - | 75 | 3 | 0 | 56 |
| 0104 WESTTEIL VON NIEDERSACHSEN | 51 | 14 | - | 22 | 13 | 96 | 22 | 709 | 136 | 205 | 307 | 28 | 765 |
| 0105 SUEOSTTEIL VON NIEDERSACHSEN | 16 | 47 | 101 | 20 | 6 | 96 | 0 | 1715 | 531 | 981 | 3732 | 24 | 684 |
| 0106 BREMEN | 16 | 18 | - | 10 | 24 | 99 | 0 | 2362 | - | 17 | 428 | 1 | 2288 |
| 0107 NORDTEIL VON NORDRHEIN-WESTFALEN | 2 | 27 | 0 | 47 | 9 | 42 | 9 | 2639 | - | 108 | 7 | 0 | 410 |
| 0108 RUHRGEBIET | 3 | 135 | 0 | 107 | 1 | 78 | 4 | 4987 | 0 | 281 | 1373 | 54 | 1308 |
| 0109 SUEWESTTEIL V. NORDRHEIN-WESTFALEN | 2 | 121 | 3 | 32 | 21 | 86 | 3 | 2805 | - | 453 | 1348 | 28 | 4454 |
| 0110 OSTTEIL VON NORDRHEIN-WESTFALEN | 12 | 33 | 2 | 59 | 3 | 60 | - | 1563 | - | 320 | 574 | 0 | 1630 |
| 0111 NORDTEIL VON HESSEN | 1 | 14 | 65 | 2 | 2 | 47 | 0 | 211 | - | 575 | 70 | 2 | 198 |
| 0112 SUEDETEIL VON HESSEN | 2 | 95 | 37 | 21 | 17 | 84 | 15 | 1117 | - | 217 | 223 | 7 | 419 |
| 0113 NORDTEIL VON RHEINLAND-PFALZ | 0 | 14 | 0 | 5 | 11 | 31 | 0 | 93 | - | 97 | 74 | 0 | 1638 |
| 0114 SUEDETEIL VON RHEINLAND-PFALZ | 2 | 9 | 41 | 10 | 22 | 20 | 2 | 406 | - | 120 | 37 | 9 | 308 |
| 0115 BADEN-WUERTTEMBERG NORD-WEST | 21 | 41 | 211 | 169 | 22 | 84 | 22 | 1584 | - | 438 | 107 | 4 | 171 |
| 0116 BADEN-WUERTTEMBERG OST | 16 | 76 | 9 | 87 | 18 | 133 | 3 | 1486 | 0 | 3417 | 45 | 4 | 590 |
| 0117 BADEN-WUERTTEMBERG SUEDE-WEST | 8 | 17 | 0 | 13 | 16 | 61 | 2 | 452 | - | 452 | 152 | 2 | 189 |
| 0118 NORDBAYERN | 20 | 48 | 16 | 26 | 38 | 178 | 8 | 1149 | - | 2766 | 27 | 1 | 342 |
| 0119 OSTBAYERN | 8 | 8 | 214 | 38 | 5 | 242 | 1 | 1052 | 271 | 290 | 357 | 263 | 366 |
| 0120 SUEDBAYERN | 16 | 74 | 37 | 69 | 30 | 271 | 3 | 996 | 2 | 1722 | 234 | 8 | 438 |
| 0121 SAARLAND | - | 12 | - | 3 | 17 | 11 | 0 | 571 | - | 373 | 4349 | 2 | 129 |
| 0122 BERLIN (WEST) | 10 | 8 | - | 1 | 0 | 36 | - | 998 | - | 403 | 0 | 1 | 129 |
| 0199 UNBEKANNT-UNKNOWN-INCONNU | - | - | - | - | - | - | - | - | - | - | - | - | - |
| 0195 ZUSAMMEN-TOTAL A | 247 | 914 | 823 | 782 | 298 | 2119 | 170 | 27745 | 941 | 13404 | 13533 | 452 | 17638 |

E I S E N B A H N - R A I L W A Y - C H E M I N D E F E R

5.2.01:2 (3)

INNERSTAATLICHER VERKEHR NACH REGION UND GUETERGRUPPE BR DEUTSCHLAND

NATIONAL TRAFFIC BY REGION AND GROUP OF GOODS 1983

TRAFIC NATIONAL PAR REGION ET GROUPE DE MARCHANDISES 1000 T

| REGION | GUETERGRUPPE | | | | GROUP OF GOODS | | | | GROUPE DE MARCHANDISES | | | | |
|---|--------------|-------|------|-----|----------------|------|------|-----|------------------------|------|------|--------|--|
| | 14 | 15 | 16 | 17 | 18 | 19 | 20 | 21 | 22 | 23 | 24 | 01-24 | |
| A. EMPFANG AUS ANDEREN REGIONEN RECEIVED FROM OTHER REGIONS RECEPTIONS DES AUTRES REGIONS | | | | | | | | | | | | | |
| 0101 SCHLESWIG-HOLSTEIN | 66 | 255 | 219 | 4 | 276 | 1 | 240 | 22 | 10 | 20 | 379 | 2463 | |
| 0102 HAMBURG | 110 | 103 | 854 | 4 | 486 | 1 | 367 | 80 | 40 | 81 | 664 | 4554 | |
| 0103 NORDTEIL VON NIEDERSACHSEN | 45 | 166 | 943 | 66 | 363 | 63 | 90 | 10 | 5 | 23 | 368 | 2684 | |
| 0104 WESTTEIL VON NIEDERSACHSEN | 254 | 51 | 227 | 26 | 113 | 30 | 472 | 25 | 6 | 36 | 103 | 3709 | |
| 0105 SUEOSTTEIL VON NIEDERSACHSEN | 43 | 99 | 414 | 3 | 374 | 50 | 244 | 30 | 12 | 139 | 328 | 9690 | |
| 0106 BREMEN | 509 | 498 | 137 | 1 | 874 | 0 | 657 | 164 | 36 | 74 | 300 | 8512 | |
| 0107 NORDTEIL VON NORDRHEIN-WESTFALEN | 15 | 1922 | 146 | 20 | 179 | 0 | 57 | 14 | 8 | 15 | 77 | 5752 | |
| 0108 RUHRGEBIET | 959 | 3131 | 99 | 42 | 493 | 20 | 253 | 37 | 30 | 99 | 356 | 13851 | |
| 0109 SUEWESTTEIL V. NORDRHEIN-WESTFALEN | 202 | 711 | 243 | 13 | 1080 | 102 | 409 | 77 | 27 | 173 | 930 | 13327 | |
| 0110 OSTTEIL VON NORDRHEIN-WESTFALEN | 39 | 69 | 134 | 1 | 148 | 23 | 68 | 9 | 5 | 62 | 195 | 5009 | |
| 0111 NORDTEIL VON HESSEN | 7 | 125 | 140 | - | 38 | 12 | 126 | 12 | 7 | 15 | 146 | 1813 | |
| 0112 SUEDETEIL VON HESSEN | 65 | 230 | 550 | 8 | 378 | 52 | 286 | 34 | 25 | 146 | 598 | 4627 | |
| 0113 NORDTEIL VON RHEINLAND-PFALZ | 16 | 60 | 56 | 0 | 38 | 22 | 23 | 27 | 39 | 8 | 98 | 2352 | |
| 0114 SUEDETEIL VON RHEINLAND-PFALZ | 42 | 460 | 416 | 45 | 459 | 65 | 68 | 24 | 34 | 30 | 280 | 2909 | |
| 0115 BADEN-WUERTTEMBERG NORD-WEST | 54 | 169 | 83 | 245 | 220 | 39 | 101 | 16 | 10 | 83 | 394 | 4287 | |
| 0116 BADEN-WUERTTEMBERG OST | 36 | 1120 | 375 | 4 | 241 | 200 | 315 | 40 | 63 | 137 | 694 | 9107 | |
| 0117 BADEN-WUERTTEMBERG SUEDE-WEST | 18 | 105 | 96 | 0 | 211 | 39 | 36 | 11 | 12 | 71 | 231 | 1959 | |
| 0118 NORDBAYERN | 37 | 239 | 345 | 1 | 209 | 104 | 157 | 19 | 17 | 187 | 664 | 6598 | |
| 0119 OSTBAYERN | 21 | 125 | 458 | 0 | 306 | 61 | 107 | 16 | 17 | 20 | 590 | 4839 | |
| 0120 SUEDBAYERN | 471 | 597 | 675 | 63 | 692 | 187 | 300 | 57 | 35 | 139 | 695 | 7814 | |
| 0121 SAARLAND | 142 | 258 | 17 | 2 | 36 | - | 95 | 6 | 1 | 5 | 54 | 6078 | |
| 0122 BERLIN (WEST) | 39 | 9 | 1 | 0 | 23 | 0 | 45 | 3 | 1 | 7 | 324 | 2040 | |
| 0199 UNBEKANNT-UNKNOWN-INCONNU | - | - | - | - | - | - | - | - | - | - | - | - | |
| 0195 ZUSAMMEN-TOTAL A | 3190 | 10504 | 6628 | 548 | 7237 | 1073 | 4516 | 733 | 439 | 1569 | 8469 | 123973 | |

EISENBahn - RAILWAY - CHEMIN DE FER 5.2.01:3 (3)
 INNERSTAATLICHER VERKEHR NACH REGION UND GUETERGRUPPE BR DEUTSCHLAND
 NATIONAL TRAFFIC BY REGION AND GROUP OF GOODS 1983
 TRAFIC NATIONAL PAR REGION ET GROUPE DE MARCHANDISES 1000 T

| REGION | GUETERGRUPPE | | | | GROUP OF GOODS | | | | GROUPE DE MARCHANDISES | | | | |
|--|--------------|-----|-----|-----|----------------|------|-----|-------|------------------------|-------|-------|-----|-------|
| | 01 | 02 | 03 | 04 | 05 | 06 | 07 | 08 | 09 | 10 | 11 | 12 | 13 |
| B. VERSAND NACH ANDEREN REGIONEN DISPATCHED TO OTHER REGIONS EXPEDITIONS VERS LES AUTRES REGIONS | | | | | | | | | | | | | |
| 0101 SCHLESWIG-HOLSTEIN | 10 | 9 | 61 | 29 | 12 | 20 | 1 | 11 | - | 228 | 79 | 0 | 23 |
| 0102 HAMBURG | 2 | 104 | 0 | 33 | 51 | 121 | 19 | 317 | - | 1189 | 2778 | 20 | 104 |
| 0103 NORDTEIL VON NIEDERSACHSEN | 19 | 70 | 97 | 7 | 1 | 161 | 1 | 52 | 584 | 54 | 37 | - | 39 |
| 0104 WESTTEIL VON NIEDERSACHSEN | 18 | 2 | 7 | 64 | 5 | 187 | 66 | 88 | 83 | 762 | 1090 | 270 | 603 |
| 0105 SUEOSTTEIL VON NIEDERSACHSEN | 42 | 20 | 90 | 27 | 3 | 142 | 2 | 4 | - | 182 | 238 | 51 | 1503 |
| 0106 BREMEN | 32 | 201 | - | 108 | 129 | 318 | 0 | 2 | - | 88 | 134 | 5 | 836 |
| 0107 NORDTEIL VON NORDRHEIN-WESTFALEN | 0 | 1 | 0 | 5 | 0 | 21 | 24 | 7541 | 0 | 239 | 781 | 0 | 174 |
| 0108 RUHRGEBIET | 1 | 2 | 1 | 10 | 3 | 56 | 1 | 13852 | 0 | 538 | 4832 | 7 | 8532 |
| 0109 SUEWESTTEIL V. NORDRHEIN-WESTFALEN | 8 | 3 | 0 | 20 | 25 | 125 | 10 | 3032 | - | 212 | 1322 | 10 | 1622 |
| 0110 OSTTEIL VON NORDRHEIN-WESTFALEN | 13 | 0 | - | 37 | 1 | 35 | 1 | 0 | - | 10 | 558 | 41 | 935 |
| 0111 NORDTEIL VON HESSEN | 16 | 2 | 0 | 12 | 7 | 1 | 1 | 0 | - | 4 | 130 | 3 | 146 |
| 0112 SUEDETEIL VON HESSEN | 4 | 1 | 41 | 36 | 2 | 36 | 0 | 67 | 0 | 475 | 352 | 6 | 114 |
| 0113 NORDTEIL VON RHEINLAND-PFALZ | 2 | 0 | 2 | 32 | 0 | 84 | 0 | 0 | - | 109 | 192 | 3 | 417 |
| 0114 SUEDETEIL VON RHEINLAND-PFALZ | 16 | 2 | 111 | 40 | 1 | 77 | 8 | 2 | - | 1435 | 209 | 2 | 4 |
| 0115 BADEN-WUERTEMBERG NORD-WEST | 9 | 1 | 4 | 5 | 1 | 135 | 12 | 130 | 0 | 3298 | 167 | 3 | 33 |
| 0116 BADEN-WUERTEMBERG OST | 13 | 3 | 152 | 44 | 4 | 67 | 9 | 59 | 97 | 23 | 274 | 2 | 21 |
| 0117 BADEN-WUERTEMBERG SUEDE-WEST | 11 | 166 | 22 | 61 | 3 | 60 | 1 | 0 | - | 91 | 14 | 12 | 120 |
| 0118 NORDBAYERN | 11 | 21 | 4 | 119 | 6 | 222 | 2 | 63 | - | 30 | 197 | 8 | 25 |
| 0119 OSTBAYERN | 19 | 40 | 1 | 78 | 25 | 127 | 6 | 2 | - | 1871 | 45 | 3 | 712 |
| 0120 SUEDBAYERN | 1 | 99 | 230 | 17 | 16 | 111 | 7 | 0 | 175 | 2495 | 23 | 4 | 202 |
| 0121 SAARLAND | 0 | 167 | - | 2 | 0 | 2 | 0 | 2522 | 0 | 69 | 20 | 0 | 1403 |
| 0122 BERLIN (WEST) | - | 0 | - | 0 | 0 | 10 | - | - | - | 2 | 0 | 1 | 69 |
| 0199 UNBEKANNT-UNKNOWN-INCONNU | - | - | - | - | - | - | - | - | - | - | - | - | - |
| 0195 ZUSAMMEN-TOTAL B | 247 | 914 | 823 | 782 | 298 | 2119 | 170 | 27745 | 941 | 13404 | 13533 | 452 | 17638 |

EISENBahn - RAILWAY - CHEMIN DE FER 5.2.01:4 (3)
 INNERSTAATLICHER VERKEHR NACH REGION UND GUETERGRUPPE BR DEUTSCHLAND
 NATIONAL TRAFFIC BY REGION AND GROUP OF GOODS 1983
 TRAFIC NATIONAL PAR REGION ET GROUPE DE MARCHANDISES 1000 T

| REGION | GUETERGRUPPE | | | | GROUP OF GOODS | | | | GROUPE DE MARCHANDISES | | | | |
|--|--------------|-------|------|-----|----------------|------|------|-----|------------------------|------|------|--------|--|
| | 14 | 15 | 16 | 17 | 18 | 19 | 20 | 21 | 22 | 23 | 24 | 01-24 | |
| B. VERSAND NACH ANDEREN REGIONEN DISPATCHED TO OTHER REGIONS EXPEDITIONS VERS LES AUTRES REGIONS | | | | | | | | | | | | | |
| 0101 SCHLESWIG-HOLSTEIN | 18 | 12 | 13 | 11 | 165 | 159 | 64 | 9 | 6 | 109 | 341 | 1392 | |
| 0102 HAMBURG | 2 | 53 | 128 | 0 | 241 | 191 | 63 | 15 | 0 | 104 | 783 | 6318 | |
| 0103 NORDTEIL VON NIEDERSACHSEN | 21 | 288 | 247 | - | 358 | 0 | 79 | 9 | 1 | 4 | 334 | 2463 | |
| 0104 WESTTEIL VON NIEDERSACHSEN | 7 | 196 | 84 | 13 | 145 | 191 | 182 | 74 | 1 | 147 | 214 | 4499 | |
| 0105 SUEOSTTEIL VON NIEDERSACHSEN | 105 | 990 | 1207 | 29 | 307 | 38 | 773 | 49 | 24 | 22 | 310 | 6157 | |
| 0106 BREMEN | 9 | 44 | 17 | - | 12 | 299 | 193 | 7 | 2 | 146 | 584 | 3168 | |
| 0107 NORDTEIL VON NORDRHEIN-WESTFALEN | 328 | 63 | 11 | 1 | 407 | 1 | 33 | 22 | 7 | 15 | 120 | 9795 | |
| 0108 RUHRGEBIET | 81 | 1600 | 484 | 105 | 1182 | 6 | 171 | 72 | 45 | 42 | 410 | 32031 | |
| 0109 SUEWESTTEIL V. NORDRHEIN-WESTFALEN | 1342 | 3338 | 338 | 64 | 1621 | 4 | 395 | 70 | 64 | 166 | 1191 | 15043 | |
| 0110 OSTTEIL VON NORDRHEIN-WESTFALEN | 267 | 915 | 38 | - | 55 | 10 | 125 | 62 | 1 | 28 | 186 | 3345 | |
| 0111 NORDTEIL VON HESSEN | 0 | 59 | 1793 | - | 55 | 0 | 224 | 30 | 2 | 26 | 93 | 2605 | |
| 0112 SUEDETEIL VON HESSEN | 102 | 159 | 982 | 2 | 510 | 10 | 251 | 26 | 7 | 47 | 468 | 3696 | |
| 0113 NORDTEIL VON RHEINLAND-PFALZ | 72 | 354 | 6 | - | 82 | 0 | 21 | 46 | 2 | 27 | 77 | 1528 | |
| 0114 SUEDETEIL VON RHEINLAND-PFALZ | 137 | 582 | 747 | 12 | 640 | 5 | 191 | 24 | 65 | 22 | 200 | 4532 | |
| 0115 BADEN-WUERTEMBERG NORD-WEST | 58 | 442 | 4 | 39 | 294 | 32 | 92 | 26 | 12 | 109 | 340 | 5246 | |
| 0116 BADEN-WUERTEMBERG OST | 204 | 785 | 18 | 0 | 140 | 56 | 518 | 51 | 90 | 167 | 498 | 3295 | |
| 0117 BADEN-WUERTEMBERG SUEDE-WEST | 4 | 50 | 6 | 0 | 97 | 8 | 84 | 31 | 20 | 124 | 234 | 1238 | |
| 0118 NORDBAYERN | 86 | 149 | 33 | 4 | 42 | 16 | 131 | 48 | 13 | 105 | 585 | 1921 | |
| 0119 OSTBAYERN | 281 | 327 | 82 | 6 | 1021 | 44 | 161 | 5 | 46 | 45 | 622 | 4650 | |
| 0120 SUEDBAYERN | 27 | 90 | 121 | 95 | 719 | 2 | 542 | 23 | 30 | 112 | 577 | 5728 | |
| 0121 SAARLAND | 39 | 9 | 270 | 167 | 36 | 1 | 169 | 27 | 0 | 4 | 57 | 4964 | |
| 0122 BERLIN (WEST) | 0 | - | - | - | 1 | - | 53 | 5 | 0 | 1 | 235 | 378 | |
| 0199 UNBEKANNT-UNKNOWN-INCONNU | - | - | - | - | - | - | - | - | - | - | - | - | |
| 0195 ZUSAMMEN-TOTAL B | 3190 | 10504 | 6628 | 548 | 7237 | 1073 | 4516 | 733 | 439 | 1569 | 8469 | 123973 | |

EISENBAHN - RAILWAY - CHEMIN DE FER 5.2.01:5 (3)
 INNERSTAATLICHER VERKEHR NACH REGION UND GUETERGRUPPE BR DEUTSCHLAND
 NATIONAL TRAFFIC BY REGION AND GROUP OF GOODS 1983
 TRAFIC NATIONAL PAR REGION ET GROUPE DE MARCHANDISES 1000 T

| REGION | GUETERGRUPPE | | | | GROUP OF GOODS | | | | GROUPE DE MARCHANDISES | | | | |
|--|--------------|------|------|-----|----------------|------|-----|-------|------------------------|-------|-------|------|-------|
| | 01 | 02 | 03 | 04 | 05 | 06 | 07 | 08 | 09 | 10 | 11 | 12 | 13 |
| C. INTRAREGIONALER VERKEHR | | | | | | | | | | | | | |
| INTRAREGIONAL TRAFFIC | | | | | | | | | | | | | |
| TRAFIC INTRAREGIONAL | | | | | | | | | | | | | |
| 0101 SCHLESWIG-HOLSTEIN | 1 | 0 | 10 | 9 | 0 | 7 | 0 | 218 | - | 57 | 6 | - | 17 |
| 0102 HAMBURG | 0 | 9 | - | 5 | 6 | 35 | 22 | 1 | - | 58 | 135 | 2 | 81 |
| 0103 NORDTEIL VON NIEDERSACHSEN | 5 | 29 | 290 | 2 | 0 | 2 | - | 0 | - | 5 | 2 | - | 1 |
| 0104 WESTTEIL VON NIEDERSACHSEN | 14 | 0 | 0 | 2 | - | 162 | 28 | 0 | 185 | 278 | 104 | 1 | 54 |
| 0105 SUEDESTTEIL VON NIEDERSACHSEN | 15 | 1 | 194 | 5 | 2 | 4 | 0 | 2073 | - | 23 | 2319 | 110 | 3747 |
| 0106 BREMEN | 10 | 9 | - | 18 | 34 | 26 | 1 | 5 | - | 0 | 3843 | - | 210 |
| 0107 NORDTEIL VON NORDRHEIN-WESTFALEN | 0 | 0 | 0 | 8 | 0 | 1 | 0 | 996 | - | 8 | 3 | 0 | 3 |
| 0108 RUHRGEBIET | 22 | 1 | 0 | 12 | 0 | 1 | 0 | 2673 | - | 36 | 8765 | 8 | 12471 |
| 0109 SUEDWESTTEIL V. NORDRHEIN-WESTFALEN | 6 | 2 | 9 | 8 | 3 | 20 | 2 | 4084 | - | 44 | 480 | 819 | 932 |
| 0110 OSTTEIL VON NORDRHEIN-WESTFALEN | 0 | 0 | 1 | 2 | 0 | 3 | - | 0 | - | 0 | 223 | 0 | 81 |
| 0111 NORDTEIL VON HESSEN | 6 | - | 5 | 0 | 1 | 4 | 0 | 3 | - | 0 | 19 | 0 | 21 |
| 0112 SUEDETEIL VON HESSEN | 11 | 0 | 434 | 6 | 1 | 7 | 0 | 30 | - | 58 | 276 | 0 | 30 |
| 0113 NORDTEIL VON RHEINLAND-PFALZ | 8 | 0 | - | 0 | - | 0 | 1 | 0 | - | 8 | 173 | 0 | 3 |
| 0114 SUEDETEIL VON RHEINLAND-PFALZ | 11 | 0 | 429 | 2 | 1 | 4 | 1 | 15 | - | 26 | 38 | 0 | 4 |
| 0115 BADEN-WUERTEMBERG NORD-WEST | 20 | 0 | 73 | 31 | 1 | 34 | 2 | 109 | - | 23 | 56 | 0 | 10 |
| 0116 BADEN-WUERTEMBERG OST | 28 | 3 | 323 | 15 | 1 | 82 | 3 | 6 | - | 8 | 120 | 2 | 35 |
| 0117 BADEN-WUERTEMBERG SUEDE-WEST | 10 | 8 | - | 9 | 0 | 10 | 1 | 0 | - | 58 | 62 | 29 | 107 |
| 0118 NORDBAYERN | 45 | 6 | 239 | 1 | 1 | 127 | 2 | 89 | - | 29 | 31 | 1 | 12 |
| 0119 OSTBAYERN | 18 | 2 | 501 | 38 | 2 | 431 | 1 | 1 | 1 | 114 | 104 | - | 528 |
| 0120 SUEDBAYERN | 12 | 22 | 421 | 3 | 0 | 40 | - | 1 | 0 | 3053 | 149 | 1 | 101 |
| 0121 SAARLAND | 2 | 3 | 0 | 0 | - | 0 | - | 5701 | - | 1 | 575 | - | 1726 |
| 0122 BERLIN (WEST) | - | - | - | - | - | - | - | - | - | - | - | - | - |
| 0199 UNBEKANNT-UNKNOWN-INCONNU | - | - | - | - | - | - | - | - | - | - | - | - | - |
| 0195 ZUSAMMEN-TOTAL C | 243 | 96 | 2929 | 176 | 56 | 612 | 64 | 40062 | 186 | 3889 | 17482 | 974 | 20154 |
| 0197 INNERSTAATLICH INSGESAMT A+C | 490 | 1011 | 3752 | 958 | 354 | 2731 | 234 | 67807 | 1127 | 17293 | 31015 | 1426 | 37792 |
| TOTAL NATIONAL | | | | | | | | | | | | | |

EISENBAHN - RAILWAY - CHEMIN DE FER 5.2.01:6 (3)
 INNERSTAATLICHER VERKEHR NACH REGION UND GUETERGRUPPE BR DEUTSCHLAND
 NATIONAL TRAFFIC BY REGION AND GROUP OF GOODS 1983
 TRAFIC NATIONAL PAR REGION ET GROUPE DE MARCHANDISES 1000 T

| REGION | GUETERGRUPPE | | | | GROUP OF GOODS | | | | GROUPE DE MARCHANDISES | | | | |
|--|--------------|-------|------|-----|----------------|------|------|-----|------------------------|------|------|--------|--|
| | 14 | 15 | 16 | 17 | 18 | 19 | 20 | 21 | 22 | 23 | 24 | 01-24 | |
| C. INTRAREGIONALER VERKEHR | | | | | | | | | | | | | |
| INTRAREGIONAL TRAFFIC | | | | | | | | | | | | | |
| TRAFIC INTRAREGIONAL | | | | | | | | | | | | | |
| 0101 SCHLESWIG-HOLSTEIN | 49 | 16 | 16 | - | 8 | 1 | 17 | 2 | 0 | 5 | 32 | 471 | |
| 0102 HAMBURG | 2 | 3 | 2 | 1 | 55 | 1 | 15 | 8 | 4 | 12 | 35 | 490 | |
| 0103 NORDTEIL VON NIEDERSACHSEN | 2 | 3 | 12 | - | 24 | - | 8 | 0 | - | 0 | 84 | 468 | |
| 0104 WESTTEIL VON NIEDERSACHSEN | 1 | 99 | 48 | 0 | 2 | 1 | 38 | 2 | - | 4 | 4 | 1028 | |
| 0105 SUEDESTTEIL VON NIEDERSACHSEN | 481 | 1159 | 692 | 5 | 37 | 0 | 173 | 18 | 0 | 6 | 68 | 11134 | |
| 0106 BREMEN | 1 | 14 | 0 | 1 | 27 | 2 | 26 | 12 | 0 | 7 | 59 | 4305 | |
| 0107 NORDTEIL VON NORDRHEIN-WESTFALEN | 5 | 4 | 9 | - | 9 | - | 1 | 1 | - | 1 | 0 | 1049 | |
| 0108 RUHRGEBIET | 3 | 178 | 219 | 46 | 182 | 0 | 86 | 39 | 0 | 6 | 24 | 48831 | |
| 0109 SUEDWESTTEIL V. NORDRHEIN-WESTFALEN | 270 | 1194 | 13 | 5 | 895 | 18 | 65 | 12 | 12 | 22 | 47 | 8964 | |
| 0110 OSTTEIL VON NORDRHEIN-WESTFALEN | 1 | 15 | 14 | - | 1 | 4 | 16 | 3 | 0 | 1 | 25 | 391 | |
| 0111 NORDTEIL VON HESSEN | 0 | 91 | 4 | - | 1 | - | 5 | 3 | 1 | 0 | 8 | 153 | |
| 0112 SUEDETEIL VON HESSEN | 97 | 47 | 98 | 1 | 227 | 6 | 5 | 6 | 0 | 12 | 17 | 1369 | |
| 0113 NORDTEIL VON RHEINLAND-PFALZ | 7 | 16 | 2 | - | 0 | 12 | 1 | 3 | - | 16 | 5 | 256 | |
| 0114 SUEDETEIL VON RHEINLAND-PFALZ | 27 | 9 | 53 | 9 | 94 | 23 | 10 | 13 | 0 | 2 | 36 | 805 | |
| 0115 BADEN-WUERTEMBERG NORD-WEST | 7 | 5 | 1 | 2 | 32 | 7 | 14 | 8 | 0 | 13 | 6 | 454 | |
| 0116 BADEN-WUERTEMBERG OST | 53 | 605 | 11 | - | 64 | 14 | 40 | 3 | 1 | 21 | 41 | 1478 | |
| 0117 BADEN-WUERTEMBERG SUEDE-WEST | 10 | 137 | 4 | - | 86 | 0 | 3 | 3 | 1 | 2 | 9 | 548 | |
| 0118 NORDBAYERN | 22 | 102 | 27 | 1 | 10 | 2 | 13 | 4 | 1 | 17 | 142 | 919 | |
| 0119 OSTBAYERN | 114 | 307 | 48 | 0 | 10 | 5 | 15 | 3 | 50 | 3 | 102 | 2009 | |
| 0120 SUEDBAYERN | 103 | 300 | 16 | 2 | 372 | 40 | 23 | 11 | 0 | 30 | 30 | 4731 | |
| 0121 SAARLAND | 0 | 327 | 1 | 0 | 0 | - | 11 | 1 | - | 0 | 3 | 8352 | |
| 0122 BERLIN (WEST) | - | - | - | - | - | - | - | - | - | - | - | - | |
| 0199 UNBEKANNT-UNKNOWN-INCONNU | - | - | - | - | - | - | - | - | - | - | - | - | |
| 0195 ZUSAMMEN-TOTAL C | 1255 | 4631 | 1288 | 71 | 2135 | 136 | 586 | 153 | 70 | 179 | 776 | 98204 | |
| 0197 INNERSTAATLICH INSGESAMT A+C | 4445 | 15135 | 7916 | 620 | 9372 | 1210 | 5102 | 886 | 509 | 1749 | 9246 | 222176 | |
| TOTAL NATIONAL | | | | | | | | | | | | | |

EISENBAHN - RAILWAY - CHEMIN DE FER 5.2.02:1 (3)
 INNERSTAATLICHER VERKEHR NACH REGION UND GUETERGRUPPE FRANCE
 NATIONAL TRAFFIC BY REGION AND GROUP OF GOODS 1983
 TRAFIC NATIONAL PAR REGION ET GROUPE DE MARCHANDISES 1000 T

| REGION | GUETERGRUPPE | | | | GROUP OF GOODS | | | | GROUPE DE MARCHANDISES | | | | |
|---|--------------|------|-----|------|----------------|------|-----|------|------------------------|-------|------|-----|------|
| | 01 | 02 | 03 | 04 | 05 | 06 | 07 | 08 | 09 | 10 | 11 | 12 | 13 |
| A. EMPFANG AUS ANDEREN REGIONEN RECEIVED FROM OTHER REGIONS RECEPTIONS DES AUTRES REGIONS | | | | | | | | | | | | | |
| 0211 ILE-DE-FRANCE | 151 | 354 | 5 | 12 | 16 | 1696 | 25 | 1843 | 37 | 269 | 104 | 20 | 624 |
| 0221 CHAMPAGNE-ARDENNES | 11 | 26 | 2 | 37 | 2 | 170 | 1 | 209 | - | 896 | 73 | 4 | 756 |
| 0222 PICARDIE | 4 | 71 | 3 | 8 | 2 | 244 | 5 | 661 | - | 410 | 8 | 9 | 1759 |
| 0223 HAUTE-NORMANDIE | 1829 | 27 | 0 | 175 | 2 | 798 | 68 | 17 | 0 | 37 | 7 | 15 | 315 |
| 0224 CENTRE | 4 | 52 | 0 | 23 | 2 | 251 | 1 | 243 | - | 528 | 4 | 0 | 124 |
| 0231 NORD-PAS-DE-CALAIS | 497 | 75 | 3 | 60 | 13 | 1077 | 127 | 730 | - | 149 | 322 | 58 | 1451 |
| 0241 LORRAINE | 195 | 79 | 1 | 57 | 7 | 288 | 18 | 261 | - | 1818 | 1443 | 90 | 696 |
| 0242 ALSACE | 447 | 69 | 6 | 98 | 3 | 200 | 26 | 195 | - | 119 | 0 | 0 | 516 |
| 0243 FRANCHE-COMTE | 6 | 49 | 1 | 45 | 4 | 124 | 0 | 124 | - | 371 | 21 | 0 | 323 |
| 0251 BASSE-NORMANDIE | 7 | 6 | 1 | 16 | 1 | 131 | 11 | 15 | - | 20 | 7 | 0 | 62 |
| 0252 PAYS DE LA LOIRE | 221 | 32 | 1 | 40 | 0 | 418 | 52 | 44 | 0 | 59 | 14 | 1 | 453 |
| 0253 BRETAGNE | 1282 | 12 | 7 | 10 | 0 | 501 | 28 | 12 | 0 | 164 | 42 | 0 | 192 |
| 0261 LIMOUSIN | 3 | 14 | 1 | 46 | 1 | 55 | 1 | 17 | - | 644 | 2 | 2 | 33 |
| 0262 AUVERGNE | 35 | 14 | 1 | 9 | 3 | 135 | 30 | 61 | - | 954 | 50 | 0 | 110 |
| 0271 POITOU-CHARENTES | 96 | 4 | 1 | 19 | 1 | 186 | 9 | 10 | 0 | 356 | 21 | 1 | 49 |
| 0272 AQUITAINE | 362 | 41 | 6 | 131 | 1 | 310 | 81 | 75 | 67 | 153 | 144 | 1 | 131 |
| 0273 MIDI-PYRENEES | 16 | 58 | 8 | 70 | 13 | 307 | 3 | 209 | - | 1376 | 138 | 181 | 49 |
| 0281 BOURGOGNE | 31 | 32 | 0 | 9 | 0 | 272 | 1 | 43 | - | 1451 | 53 | 2 | 506 |
| 0282 RHONE-ALPES | 88 | 103 | 79 | 110 | 8 | 629 | 2 | 453 | - | 548 | 141 | 136 | 455 |
| 0291 LANGUEDOC-ROUSSILLON | 382 | 51 | 9 | 53 | 3 | 184 | 6 | 71 | 0 | 50 | 159 | 7 | 92 |
| 0293 PROVENCE-ALPES-COTE D'AZUR | 195 | 73 | 9 | 48 | 3 | 503 | 1 | 11 | 0 | 41 | 93 | 0 | 579 |
| 0294 CORSE | - | - | - | - | - | - | - | - | - | - | - | - | - |
| 0299 UNBEKANNT-UNKNOWN-INCONNU | - | - | - | - | - | - | - | - | - | - | - | - | - |
| 0295 ZUSAMMEN-TOTAL A | 5862 | 1240 | 144 | 1508 | 83 | 8481 | 495 | 5302 | 105 | 10411 | 2848 | 530 | 9275 |

EISENBAHN - RAILWAY - CHEMIN DE FER 5.2.02:2 (3)
 INNERSTAATLICHER VERKEHR NACH REGION UND GUETERGRUPPE FRANCE
 NATIONAL TRAFFIC BY REGION AND GROUP OF GOODS 1983
 TRAFIC NATIONAL PAR REGION ET GROUPE DE MARCHANDISES 1000 T

| REGION | GUETERGRUPPE | | | | GROUP OF GOODS | | | | GROUPE DE MARCHANDISES | | | | |
|---|--------------|------|------|-----|----------------|-----|------|-----|------------------------|------|------|-------|--|
| | 14 | 15 | 16 | 17 | 18 | 19 | 20 | 21 | 22 | 23 | 24 | 01-24 | |
| A. EMPFANG AUS ANDEREN REGIONEN RECEIVED FROM OTHER REGIONS RECEPTIONS DES AUTRES REGIONS | | | | | | | | | | | | | |
| 0211 ILE-DE-FRANCE | 1411 | 2150 | 233 | 1 | 281 | 49 | 281 | 22 | 93 | 280 | 1507 | 11465 | |
| 0221 CHAMPAGNE-ARDENNES | 2 | 826 | 242 | 1 | 54 | 1 | 43 | 6 | 10 | 44 | 72 | 3485 | |
| 0222 PICARDIE | 11 | 750 | 269 | 7 | 501 | 10 | 28 | 8 | 11 | 59 | 74 | 4912 | |
| 0223 HAUTE-NORMANDIE | 66 | 536 | 355 | 1 | 311 | 87 | 158 | 29 | 39 | 48 | 918 | 5838 | |
| 0224 CENTRE | 56 | 540 | 839 | 1 | 93 | 56 | 86 | 16 | 28 | 48 | 108 | 3103 | |
| 0231 NORD-PAS-DE-CALAIS | 68 | 371 | 129 | 28 | 567 | 29 | 157 | 36 | 22 | 44 | 343 | 6354 | |
| 0241 LORRAINE | 20 | 438 | 136 | 56 | 101 | 35 | 105 | 34 | 14 | 54 | 245 | 6190 | |
| 0242 ALSACE | 35 | 41 | 21 | 43 | 234 | 18 | 77 | 8 | 247 | 32 | 360 | 2794 | |
| 0243 FRANCHE-COMTE | 1 | 284 | 74 | 0 | 66 | 0 | 40 | 9 | 5 | 23 | 112 | 1684 | |
| 0251 BASSE-NORMANDIE | 6 | 35 | 142 | 0 | 43 | 1 | 29 | 17 | 5 | 16 | 61 | 632 | |
| 0252 PAYS DE LA LOIRE | 8 | 250 | 545 | 0 | 167 | 4 | 96 | 22 | 38 | 57 | 161 | 2683 | |
| 0253 BRETAGNE | 143 | 118 | 471 | 1 | 39 | 0 | 120 | 14 | 11 | 40 | 119 | 3326 | |
| 0261 LIMOUSIN | 0 | 80 | 74 | 0 | 29 | 20 | 47 | 6 | 18 | 35 | 34 | 1162 | |
| 0262 AUVERGNE | 34 | 189 | 126 | 4 | 94 | 1 | 46 | 4 | 7 | 32 | 145 | 2085 | |
| 0271 POITOU-CHARENTES | 4 | 321 | 443 | 1 | 131 | 15 | 68 | 6 | 17 | 20 | 84 | 1863 | |
| 0272 AQUITAINE | 102 | 109 | 447 | 2 | 459 | 62 | 151 | 15 | 46 | 34 | 575 | 3507 | |
| 0273 MIDI-PYRENEES | 43 | 149 | 347 | 5 | 378 | 12 | 104 | 22 | 16 | 27 | 505 | 4036 | |
| 0281 BOURGOGNE | 88 | 458 | 297 | 1 | 93 | 0 | 80 | 24 | 23 | 28 | 121 | 3613 | |
| 0282 RHONE-ALPES | 73 | 1375 | 238 | 91 | 1401 | 261 | 232 | 22 | 27 | 100 | 489 | 7061 | |
| 0291 LANGUEDOC-ROUSSILLON | 60 | 93 | 149 | 0 | 213 | 8 | 77 | 14 | 68 | 35 | 358 | 2143 | |
| 0293 PROVENCE-ALPES-COTE D'AZUR | 52 | 131 | 134 | 8 | 457 | 22 | 328 | 44 | 80 | 85 | 1230 | 4561 | |
| 0294 CORSE | - | - | - | - | - | - | - | - | - | - | - | - | |
| 0299 UNBEKANNT-UNKNOWN-INCONNU | - | - | - | - | - | - | - | - | - | - | - | - | |
| 0295 ZUSAMMEN-TOTAL A | 2282 | 9245 | 5710 | 252 | 5713 | 691 | 2355 | 376 | 826 | 1140 | 7620 | 82495 | |

EISENBAHN - RAILWAY - CHEMIN DE FER 5.2.02:3 (3)
 INNERSTAATLICHER VERKEHR NACH REGION UND GUETERGRUPPE FRANCE
 NATIONAL TRAFFIC BY REGION AND GROUP OF GOODS 1983
 TRAFIC NATIONAL PAR REGION ET GROUPE DE MARCHANDISES 1000 T

| REGION | GUETERGRUPPE | | | | GROUP OF GOODS | | | | GROUPE DE MARCHANDISES | | | | |
|--|--------------|------|-----|------|----------------|------|-----|------|------------------------|-------|------|-----|------|
| | 01 | 02 | 03 | 04 | 05 | 06 | 07 | 08 | 09 | 10 | 11 | 12 | 13 |
| B. VERSAND NACH ANDEREN REGIONEN DISPATCHED TO OTHER REGIONS EXPEDITIONS VERS LES AUTRES REGIONS | | | | | | | | | | | | | |
| 0211 ILE-DE-FRANCE | 407 | 10 | 0 | 9 | 1 | 514 | 1 | 1 | 0 | 857 | 390 | 12 | 376 |
| 0221 CHAMPAGNE-ARDENNES | 792 | 6 | 5 | 38 | 1 | 597 | 23 | 0 | 36 | 16 | 118 | 1 | 233 |
| 0222 PICARDIE | 331 | 51 | 1 | 25 | 1 | 655 | 2 | 0 | - | 1 | 181 | 1 | 541 |
| 0223 HAUTE-NORMANDIE | 3 | 58 | 4 | 29 | 14 | 224 | 3 | 1343 | 0 | 1782 | 108 | 5 | 60 |
| 0224 CENTRE | 2328 | 5 | 2 | 96 | 3 | 2691 | 111 | 1 | - | 1 | 59 | 2 | 3 |
| 0231 NORD-PAS-DE-CALAIS | 5 | 299 | 2 | 7 | 8 | 219 | 56 | 723 | 1 | 1358 | 1179 | 183 | 2915 |
| 0241 LORRAINE | 42 | 0 | 24 | 70 | 2 | 1571 | 0 | 2166 | 0 | 175 | 25 | 17 | 3122 |
| 0242 ALSACE | 1 | 0 | 2 | 31 | 3 | 1078 | 0 | 11 | - | 837 | 65 | 3 | 45 |
| 0243 FRANCHE-COMTE | 17 | 0 | 1 | 75 | 1 | 25 | 0 | 1 | - | 1 | 58 | 4 | 17 |
| 0251 BASSE-NORMANDIE | 0 | 0 | 1 | 27 | 0 | 31 | - | 6 | - | 0 | 27 | 4 | 174 |
| 0252 PAYS DE LA LOIRE | 88 | 12 | 9 | 40 | 2 | 70 | 5 | 28 | - | 593 | 171 | 2 | 74 |
| 0253 BRETAGNE | 0 | 117 | 8 | 19 | 2 | 87 | 0 | 0 | - | 1 | 28 | 1 | 25 |
| 0261 LIMOUSIN | 0 | 1 | 19 | 161 | 1 | 26 | 0 | - | - | 0 | 18 | 1 | 36 |
| 0262 AUVERGNE | 23 | 1 | 10 | 435 | 5 | 523 | 17 | 251 | 0 | 1 | 29 | 1 | 14 |
| 0271 POITOU-CHARENTES | 63 | 0 | 23 | 54 | 2 | 69 | 63 | 3 | - | 41 | 52 | 6 | 0 |
| 0272 AQUITAINE | 488 | 38 | 4 | 61 | 12 | 196 | 9 | 4 | - | 677 | 11 | 28 | 177 |
| 0273 MIDI-PYRENEES | 835 | 44 | 11 | 30 | 7 | 50 | 140 | 97 | 67 | 7 | 14 | 47 | 72 |
| 0281 BOURGOGNE | 403 | 3 | 15 | 110 | 2 | 149 | 22 | 300 | - | 1 | 70 | 1 | 43 |
| 0282 RHONE-ALPES | 14 | 214 | 2 | 145 | 2 | 854 | 10 | 37 | - | 854 | 49 | 6 | 96 |
| 0291 LANGUEDOC-ROUSILLON | 15 | 263 | 1 | 42 | 1 | 1001 | 27 | 101 | - | 729 | 107 | 185 | 241 |
| 0293 PROVENCE-ALPES-COTE D'AZUR | 7 | 119 | 0 | 2 | 12 | 273 | 3 | 229 | 0 | 2480 | 90 | 17 | 1010 |
| 0294 CORSE | - | - | - | - | - | - | - | - | - | - | - | - | - |
| 0299 UNBEKANNT-UNKNOWN-INCONNU | - | - | - | - | - | - | - | - | - | - | - | - | - |
| 0295 ZUSAMMEN-TOTAL B | 5862 | 1240 | 144 | 1508 | 83 | 8481 | 495 | 5302 | 105 | 10411 | 2848 | 530 | 9275 |

EISENBAHN - RAILWAY - CHEMIN DE FER 5.2.02:4 (3)
 INNERSTAATLICHER VERKEHR NACH REGION UND GUETERGRUPPE FRANCE
 NATIONAL TRAFFIC BY REGION AND GROUP OF GOODS 1983
 TRAFIC NATIONAL PAR REGION ET GROUPE DE MARCHANDISES 1000 T

| REGION | GUETERGRUPPE | | | | GROUP OF GOODS | | | | GROUPE DE MARCHANDISES | | | | |
|--|--------------|------|------|-----|----------------|-----|------|-----|------------------------|------|------|-------|------|
| | 14 | 15 | 16 | 17 | 18 | 19 | 20 | 21 | 22 | 23 | 24 | 01-24 | |
| B. VERSAND NACH ANDEREN REGIONEN DISPATCHED TO OTHER REGIONS EXPEDITIONS VERS LES AUTRES REGIONS | | | | | | | | | | | | | |
| 0211 ILE-DE-FRANCE | 65 | 863 | 273 | 0 | 139 | 52 | 433 | 24 | 5 | 38 | 1905 | 6377 | |
| 0221 CHAMPAGNE-ARDENNES | 462 | 190 | 3 | 0 | 29 | 3 | 70 | 37 | 36 | 39 | 173 | 2909 | |
| 0222 PICARDIE | 136 | 533 | 54 | 0 | 380 | 8 | 117 | 15 | 99 | 67 | 125 | 3323 | |
| 0223 HAUTE-NORMANDIE | 4 | 125 | 814 | 34 | 400 | 36 | 96 | 25 | 6 | 225 | 561 | 5959 | |
| 0224 CENTRE | 27 | 396 | 16 | 0 | 36 | 6 | 57 | 29 | 2 | 31 | 172 | 3653 | |
| 0231 NORD-PAS-DE-CALAIS | 383 | 754 | 256 | 50 | 346 | 109 | 252 | 56 | 99 | 97 | 312 | 9671 | |
| 0241 LORRAINE | 689 | 1746 | 1087 | 66 | 939 | 8 | 144 | 46 | 180 | 20 | 168 | 12306 | |
| 0242 ALSACE | 6 | 152 | 1944 | 4 | 226 | 17 | 228 | 15 | 0 | 104 | 346 | 5119 | |
| 0243 FRANCHE-COMTE | 3 | 1 | 0 | 0 | 310 | 5 | 242 | 3 | 0 | 8 | 289 | 1061 | |
| 0251 BASSE-NORMANDIE | 4 | 624 | 91 | 0 | 7 | 1 | 33 | 16 | 0 | 5 | 43 | 1094 | |
| 0252 PAYS DE LA LOIRE | 24 | 322 | 199 | 0 | 38 | 9 | 28 | 7 | 0 | 48 | 157 | 1926 | |
| 0253 BRETAGNE | 35 | 126 | 3 | 0 | 2 | 2 | 209 | 7 | 0 | 1 | 101 | 776 | |
| 0261 LIMOUSIN | 1 | 7 | 0 | 0 | 0 | 2 | 17 | 5 | 0 | 15 | 36 | 347 | |
| 0262 AUVERGNE | 17 | 389 | 1 | 0 | 4 | 3 | 26 | 12 | 12 | 12 | 111 | 1888 | |
| 0271 POITOU-CHARENTES | 139 | 1281 | 79 | 5 | 8 | 172 | 46 | 24 | 6 | 44 | 46 | 157 | 2338 |
| 0272 AQUITAINE | 18 | 431 | 264 | 1 | 182 | 46 | 116 | 10 | 30 | 233 | 567 | 3603 | |
| 0273 MIDI-PYRENEES | 18 | 228 | 373 | 6 | 140 | 83 | 8 | 5 | 13 | 24 | 461 | 2779 | |
| 0281 BOURGOGNE | 28 | 144 | 8 | 0 | 10 | 8 | 46 | 32 | 68 | 35 | 192 | 1691 | |
| 0282 RHONE-ALPES | 208 | 108 | 80 | 2 | 852 | 8 | 149 | 24 | 170 | 50 | 661 | 4593 | |
| 0291 LANGUEDOC-ROUSILLON | 8 | 529 | 100 | 0 | 60 | 43 | 44 | 4 | 8 | 24 | 219 | 3754 | |
| 0293 PROVENCE-ALPES-COTE D'AZUR | 8 | 295 | 63 | 8 | 1604 | 72 | 18 | 8 | 53 | 19 | 864 | 7327 | |
| 0294 CORSE | - | - | - | - | - | - | - | - | - | - | - | - | - |
| 0299 UNBEKANNT-UNKNOWN-INCONNU | - | - | - | - | - | - | - | - | - | - | - | - | - |
| 0295 ZUSAMMEN-TOTAL B | 2282 | 9245 | 5710 | 252 | 5713 | 691 | 2355 | 376 | 826 | 1140 | 7620 | 82495 | |

EISENBahn - RAILWAY - CHEMIN DE FER 5.2.02:5 (3)
 INNERSTAATLICHER VERKEHR NACH REGION UND GUETERGRUPPE FRANCE
 NATIONAL TRAFFIC BY REGION AND GROUP OF GOODS 1983
 TRAFIC NATIONAL PAR REGION ET GROUPE DE MARCHANDISES 1000 T

| REGION | GUETERGRUPPE | | | | GROUP OF GOODS | | | | GROUPE DE MARCHANDISES | | | | |
|---|--------------|------|-----|------|----------------|------|-----|-------|------------------------|-------|-------|------|-------|
| | 01 | 02 | 03 | 04 | 05 | 06 | 07 | 08 | 09 | 10 | 11 | 12 | 13 |
| C. INTRAREGIONALER VERKEHR INTRAREGIONAL TRAFFIC TRAFIC INTRAREGIONAL | | | | | | | | | | | | | |
| 0211 ILE-DE-FRANCE | 26 | 3 | - | 1 | 1 | 52 | - | 6 | 0 | 52 | 204 | 1 | 53 |
| 0221 CHAMPAGNE-ARDENNES | 23 | 0 | 0 | 0 | - | 12 | 1 | - | - | 0 | 20 | - | 10 |
| 0222 PICARDIE | - | 72 | - | 2 | 1 | 19 | 0 | 0 | - | - | 5 | 0 | 39 |
| 0223 HAUTE-NORMANDIE | 18 | 0 | - | 1 | 3 | 172 | 0 | 80 | - | 53 | 4 | 0 | 30 |
| 0224 CENTRE | 22 | 0 | - | 0 | - | 31 | 2 | 1 | - | 0 | 0 | 0 | 0 |
| 0231 NORD-PAS-DE-CALAIS | 0 | 1 | - | 1 | 1 | 390 | 25 | 4996 | - | 481 | 717 | 1 | 2294 |
| 0241 LORRAINE | 27 | 0 | 0 | 14 | 0 | 99 | 1 | 4326 | - | 154 | 6974 | 0 | 2886 |
| 0242 ALSACE | 5 | 0 | - | 2 | 0 | 59 | 0 | 2 | - | 123 | 2 | - | 5 |
| 0243 FRANCHE-COMTE | 1 | 0 | - | 1 | - | 1 | - | - | - | - | 23 | - | 0 |
| 0251 BASSE-NORMANDIE | - | - | - | 9 | - | 0 | - | 1 | - | 0 | 1 | - | 59 |
| 0252 PAYS DE LA LOIRE | 2 | 1 | 0 | 1 | 0 | 22 | 2 | 420 | - | 90 | 1 | 0 | 13 |
| 0253 BRETAGNE | 13 | 4 | 0 | 1 | 0 | 177 | - | 0 | - | 42 | 8 | - | 3 |
| 0261 LIMOUSIN | - | - | - | 4 | - | 0 | - | - | - | - | - | - | - |
| 0262 AUVERGNE | 9 | - | - | 14 | 0 | 3 | 2 | 11 | 0 | 1 | 8 | - | 0 |
| 0271 POITOU-CHARENTES | 84 | 0 | - | 21 | 0 | 4 | 4 | 2 | - | 15 | 0 | - | 0 |
| 0272 AQUITAINE | 352 | 0 | 0 | 4 | 1 | 27 | 10 | 1 | 81 | 452 | 144 | 0 | 15 |
| 0273 MIDI-PYRENEES | 20 | 0 | 0 | 4 | 5 | 2 | 1 | 340 | - | 0 | 2 | 0 | 15 |
| 0281 BOURGOGNE | 72 | 0 | 0 | 1 | 0 | 3 | 2 | 107 | - | - | 7 | 0 | 19 |
| 0282 RHONE-ALPES | 3 | 41 | 9 | 8 | 3 | 94 | - | 12 | 0 | 49 | 90 | 0 | 28 |
| 0291 LANGUEDOC-ROUSSILLON | 27 | 3 | 1 | 2 | 0 | 33 | 2 | 7 | - | 14 | 3 | 231 | 2 |
| 0293 PROVENCE-ALPES-COTE D'AZUR | 2 | 0 | 0 | 14 | 1 | 14 | - | 13 | - | 1033 | 33 | 1271 | 275 |
| 0294 CORSE | - | - | - | - | - | - | - | - | - | - | - | - | - |
| 0299 UNBEKANNT-UNKNOWN-INCONNU | - | - | - | - | - | - | - | - | - | - | - | - | - |
| 0295 ZUSAMMEN-TOTAL C | 707 | 127 | 12 | 106 | 14 | 1215 | 52 | 10321 | 81 | 2559 | 8246 | 1506 | 5750 |
| 0297 INNERSTAATLICH INSGESAMT A+C TOTAL NATIONAL | 6569 | 1368 | 156 | 1614 | 97 | 9696 | 548 | 15624 | 186 | 12971 | 11093 | 2035 | 15025 |

EISENBahn - RAILWAY - CHEMIN DE FER 5.2.02:6 (3)
 INNERSTAATLICHER VERKEHR NACH REGION UND GUETERGRUPPE FRANCE
 NATIONAL TRAFFIC BY REGION AND GROUP OF GOODS 1983
 TRAFIC NATIONAL PAR REGION ET GROUPE DE MARCHANDISES 1000 T

| REGION | GUETERGRUPPE | | | | GROUP OF GOODS | | | | GROUPE DE MARCHANDISES | | | | |
|---|--------------|-------|------|-----|----------------|-----|------|-----|------------------------|------|------|--------|--|
| | 14 | 15 | 16 | 17 | 18 | 19 | 20 | 21 | 22 | 23 | 24 | 01-24 | |
| C. INTRAREGIONALER VERKEHR INTRAREGIONAL TRAFFIC TRAFIC INTRAREGIONAL | | | | | | | | | | | | | |
| 0211 ILE-DE-FRANCE | 7 | 0 | 36 | 9 | 3 | 1 | 16 | 2 | 1 | 6 | 50 | 530 | |
| 0221 CHAMPAGNE-ARDENNES | 1 | 168 | 1 | - | 1 | 0 | 11 | 5 | 0 | 3 | 2 | 259 | |
| 0222 PICARDIE | 1 | 2 | 4 | - | 23 | 1 | 1 | 0 | 4 | 6 | 4 | 184 | |
| 0223 HAUTE-NORMANDIE | 1 | 9 | 38 | 17 | 97 | 5 | 26 | 9 | 10 | 13 | 85 | 670 | |
| 0224 CENTRE | 4 | 9 | 16 | - | 1 | 8 | 2 | 3 | 3 | 6 | 3 | 109 | |
| 0231 NORD-PAS-DE-CALAIS | 408 | 720 | 10 | 1 | 111 | 53 | 39 | 34 | 2 | 23 | 44 | 10353 | |
| 0241 LORRAINE | 510 | 1574 | 38 | 0 | 54 | - | 25 | 3 | 0 | 2 | 15 | 16705 | |
| 0242 ALSACE | 1 | 2 | 25 | 0 | 33 | 0 | 6 | 5 | 0 | 11 | 14 | 295 | |
| 0243 FRANCHE-COMTE | 0 | 0 | 7 | - | 0 | - | 8 | 0 | 1 | 1 | 47 | 83 | |
| 0251 BASSE-NORMANDIE | 1 | 0 | 34 | 0 | 41 | 0 | 2 | 0 | 0 | 1 | 1 | 151 | |
| 0252 PAYS DE LA LOIRE | 2 | 13 | 42 | 0 | 11 | 1 | 1 | 1 | 0 | 2 | 9 | 633 | |
| 0253 BRETAGNE | 0 | 28 | 7 | 0 | 0 | - | 2 | 0 | 0 | 26 | 11 | 324 | |
| 0261 LIMOUSIN | 0 | 0 | 0 | - | 0 | 0 | 0 | 0 | - | 0 | 0 | 6 | |
| 0262 AUVERGNE | 1 | 4 | 1 | - | - | 0 | 2 | 0 | 5 | 1 | 5 | 67 | |
| 0271 POITOU-CHARENTES | 0 | 110 | 24 | - | 0 | 0 | 7 | 0 | 1 | 13 | 4 | 289 | |
| 0272 AQUITAINE | 0 | 1111 | 149 | 1 | 159 | 13 | 17 | 0 | 0 | 43 | 251 | 2832 | |
| 0273 MIDI-PYRENEES | 2 | 12 | 53 | - | 4 | 1 | 1 | 0 | 0 | 0 | 5 | 468 | |
| 0281 BOURGOGNE | 0 | 12 | 1 | 0 | - | 0 | 1 | 5 | 1 | 6 | 4 | 243 | |
| 0282 RHONE-ALPES | 4 | 66 | 32 | 8 | 165 | 3 | 8 | 7 | 21 | 10 | 30 | 694 | |
| 0291 LANGUEDOC-ROUSSILLON | 2 | 12 | 30 | - | 3 | 0 | 5 | 1 | 0 | 2 | 29 | 409 | |
| 0293 PROVENCE-ALPES-COTE D'AZUR | 0 | 246 | 294 | 15 | 392 | 14 | 2 | 1 | 1 | 1 | 53 | 3675 | |
| 0294 CORSE | - | - | - | - | - | - | - | - | - | - | - | - | |
| 0299 UNBEKANNT-UNKNOWN-INCONNU | - | - | - | - | - | - | - | - | - | - | - | - | |
| 0295 ZUSAMMEN-TOTAL C | 945 | 4099 | 834 | 51 | 1101 | 94 | 187 | 79 | 50 | 174 | 666 | 38978 | |
| 0297 INNERSTAATLICH INSGESAMT A+C TOTAL NATIONAL | 3227 | 13344 | 6544 | 303 | 6813 | 785 | 2542 | 455 | 876 | 1313 | 8286 | 121473 | |

E I S E N B A H N - R A I L W A Y - C H E M I N D E F E R 5.2.03:1 (3)

INNERSTAATLICHER VERKEHR NACH REGION UND GUETERGRUPPE ITALIA

NATIONAL TRAFFIC BY REGION AND GROUP OF GOODS 1983

TRAFIC NATIONAL PAR REGION ET GROUPE DE MARCHANDISES 1000 T

| REGION | GUETERGRUPPE | | | | GROUP OF GOODS | | | | | GROUPE DE MARCHANDISES | | | | |
|---|--------------|-----|-----|-----|----------------|------|-----|-----|----|------------------------|------|----|------|--|
| | 01 | 02 | 03 | 04 | 05 | 06 | 07 | 08 | 09 | 10 | 11 | 12 | 13 | |
| A. EMPFANG AUS ANDEREN REGIONEN RECEIVED FROM OTHER REGIONS RECEPTIONS DES AUTRES REGIONS | | | | | | | | | | | | | | |
| 0301 PIEMONTE | 66 | 29 | 9 | 91 | 4 | 61 | 1 | 26 | - | 11 | 109 | 12 | 2039 | |
| 0302 VALLE D'AOSTA | - | 0 | - | 2 | - | 1 | - | 0 | - | 0 | 25 | 1 | 34 | |
| 0303 LOMBARDIA | 84 | 29 | 28 | 56 | 6 | 114 | 144 | 162 | - | 100 | 482 | 79 | 361 | |
| 0304 TRENTO-ALTO ADIGE | 1 | 5 | 0 | 2 | 1 | 11 | 0 | 11 | - | 55 | 10 | - | 20 | |
| 0305 VENETO | 132 | 21 | 56 | 92 | 4 | 100 | 2 | 13 | - | 9 | 183 | 0 | 126 | |
| 0306 FRIULI-VENEZIA GIULIA | 2 | 5 | 1 | 5 | 6 | 40 | 1 | 13 | - | 4 | 10 | 0 | 48 | |
| 0307 LIGURIA | 18 | 23 | 0 | 10 | 2 | 38 | 2 | 3 | - | 0 | 68 | 0 | 267 | |
| 0308 EMILIA-ROMAGNA | 110 | 11 | 48 | 25 | 5 | 104 | 1 | 2 | - | 15 | 64 | 0 | 40 | |
| 0309 TOSCANA | 9 | 18 | 3 | 36 | 6 | 24 | 1 | 83 | - | 12 | 1 | 0 | 51 | |
| 0310 UMBRIA | 3 | 2 | 1 | 10 | 0 | 8 | 0 | 6 | - | 110 | 20 | 1 | 87 | |
| 0311 MARCHE | 5 | 2 | 1 | 28 | 1 | 13 | 0 | 2 | - | 19 | 1 | - | 19 | |
| 0312 LAZIO | 3 | 19 | 5 | 17 | 1 | 45 | 1 | 9 | - | 8 | 1 | 3 | 62 | |
| 0313 ABRUZZO | 0 | 1 | 1 | 16 | 0 | 6 | 0 | 3 | - | 4 | 8 | - | 35 | |
| 0314 MOLISE | - | 0 | 0 | 0 | - | 0 | - | - | - | - | 0 | - | 2 | |
| 0315 CAMPANIA | 4 | 13 | 5 | 27 | 14 | 54 | 1 | 2 | - | 9 | 1 | 0 | 186 | |
| 0316 PUGLIA | 1 | 5 | 47 | 45 | 1 | 37 | 1 | 4 | - | 20 | 15 | 0 | 22 | |
| 0317 BASILICATA | 0 | 0 | 0 | 1 | - | 0 | - | 0 | - | 1 | 1 | - | 5 | |
| 0318 CALABRIA | 8 | 6 | 5 | 20 | 0 | 90 | 1 | 13 | - | 4 | 0 | 1 | 2 | |
| 0319 SICILIA | 20 | 38 | 7 | 123 | 4 | 375 | 2 | 5 | - | 4 | 9 | 0 | 75 | |
| 0320 SARDEGNA | 3 | 31 | 6 | 52 | 3 | 112 | 1 | 2 | - | 0 | 0 | - | 23 | |
| 0399 UNBEKANNT-UNKNOWN-INCONNU | 0 | 0 | 0 | 1 | 0 | 1 | - | 1 | - | 0 | 2 | 0 | 1 | |
| 0395 ZUSAMMEN-TOTAL A | 470 | 258 | 223 | 659 | 57 | 1235 | 160 | 359 | - | 385 | 1189 | 98 | 3506 | |

E I S E N B A H N - R A I L W A Y - C H E M I N D E F E R 5.2.03:2 (3)

INNERSTAATLICHER VERKEHR NACH REGION UND GUETERGRUPPE ITALIA

NATIONAL TRAFFIC BY REGION AND GROUP OF GOODS 1983

TRAFIC NATIONAL PAR REGION ET GROUPE DE MARCHANDISES 1000 T

| REGION | GUETERGRUPPE | | | | GROUP OF GOODS | | | | | GROUPE DE MARCHANDISES | | | | |
|---|--------------|-----|-----|----|----------------|----|-----|-----|----|------------------------|------|-------|--|--|
| | 14 | 15 | 16 | 17 | 18 | 19 | 20 | 21 | 22 | 23 | 24 | 01-24 | | |
| A. EMPFANG AUS ANDEREN REGIONEN RECEIVED FROM OTHER REGIONS RECEPTIONS DES AUTRES REGIONS | | | | | | | | | | | | | | |
| 0301 PIEMONTE | 3 | 152 | 76 | 1 | 93 | 2 | 57 | 5 | 1 | 18 | 222 | 3086 | | |
| 0302 VALLE D'AOSTA | 0 | 1 | 0 | - | 0 | - | 0 | 0 | - | 0 | 1 | 65 | | |
| 0303 LOMBARDIA | 3 | 87 | 42 | 2 | 77 | 12 | 32 | 8 | 14 | 24 | 226 | 2170 | | |
| 0304 TRENTO-ALTO ADIGE | 0 | 7 | 3 | 0 | 1 | 0 | 7 | 0 | 0 | 3 | 2 | 140 | | |
| 0305 VENETO | 3 | 19 | 65 | 0 | 53 | 8 | 28 | 10 | 15 | 17 | 78 | 1035 | | |
| 0306 FRIULI-VENEZIA GIULIA | 0 | 9 | 4 | 1 | 52 | 1 | 16 | 19 | 1 | 26 | 76 | 342 | | |
| 0307 LIGURIA | 35 | 15 | 5 | 6 | 7 | 0 | 43 | 24 | 0 | 10 | 275 | 852 | | |
| 0308 EMILIA-ROMAGNA | 1 | 22 | 32 | 1 | 50 | 4 | 14 | 9 | 5 | 26 | 290 | 880 | | |
| 0309 TOSCANA | 1 | 13 | 11 | 1 | 17 | 5 | 25 | 17 | 5 | 13 | 386 | 738 | | |
| 0310 UMBRIA | 0 | 14 | 5 | - | 30 | - | 2 | 1 | 0 | 5 | 3 | 490 | | |
| 0311 MARCHE | 1 | 5 | 11 | 2 | 4 | 43 | 2 | 1 | 0 | 5 | 116 | 279 | | |
| 0312 LAZIO | 2 | 20 | 10 | - | 7 | 4 | 62 | 2 | 1 | 18 | 279 | 578 | | |
| 0313 ABRUZZO | 0 | 108 | 10 | - | 33 | 3 | 6 | 0 | 0 | 2 | 6 | 243 | | |
| 0314 MOLISE | 0 | 0 | 1 | - | 1 | 0 | 0 | 0 | - | 0 | 0 | 5 | | |
| 0315 CAMPANIA | 16 | 22 | 114 | - | 6 | 0 | 36 | 4 | 3 | 19 | 89 | 627 | | |
| 0316 PUGLIA | 10 | 16 | 35 | - | 25 | 3 | 21 | 4 | 2 | 21 | 68 | 400 | | |
| 0317 BASILICATA | 2 | 0 | 9 | - | 3 | - | 2 | 0 | 0 | 1 | 0 | 25 | | |
| 0318 CALABRIA | 1 | 6 | 29 | 0 | 3 | - | 20 | 2 | 1 | 18 | 20 | 250 | | |
| 0319 SICILIA | 23 | 32 | 100 | - | 33 | 4 | 58 | 10 | 10 | 135 | 301 | 1370 | | |
| 0320 SARDEGNA | 5 | 5 | 14 | 0 | 8 | 0 | 15 | 3 | 5 | 20 | 7 | 314 | | |
| 0399 UNBEKANNT-UNKNOWN-INCONNU | 0 | 0 | 1 | - | 0 | - | 0 | 0 | 0 | 0 | 1 | 10 | | |
| 0395 ZUSAMMEN-TOTAL A | 106 | 552 | 578 | 13 | 502 | 90 | 446 | 119 | 65 | 382 | 2447 | 13899 | | |

EISENBAHN - RAILWAY - CHEMIN DE FER 5.2.03:3 (3)
 INNERSTAATLICHER VERKEHR NACH REGION UND GUETERGRUPPE ITALIA
 NATIONAL TRAFFIC BY REGION AND GROUP OF GOODS 1983
 TRAFIC NATIONAL PAR REGION ET GROUPE DE MARCHANDISES 1000 T

| REGION | GUETERGRUPPE | | | | GROUP OF GOODS | | | | GROUPE DE MARCHANDISES | | | | |
|--|--------------|-----|-----|-----|----------------|------|-----|-----|------------------------|-----|------|----|------|
| | 01 | 02 | 03 | 04 | 05 | 06 | 07 | 08 | 09 | 10 | 11 | 12 | 13 |
| B. VERSAND NACH ANDEREN REGIONEN DISPATCHED TO OTHER REGIONS EXPEDITIONS VERS LES AUTRES REGIONS | | | | | | | | | | | | | |
| 0301 PIEMONTE | 13 | 5 | 7 | 54 | 3 | 136 | 0 | 7 | - | 4 | 132 | 0 | 161 |
| 0302 VALLE D'AOSTA | - | - | - | 0 | - | - | - | - | - | - | 5 | 0 | 65 |
| 0303 LOMBARDIA | 15 | 1 | 1 | 5 | 3 | 89 | 1 | 0 | - | 38 | 50 | 1 | 166 |
| 0304 TRENTINO-ALTO ADIGE | 0 | 17 | 46 | 86 | 3 | 22 | 0 | 10 | - | 0 | 2 | - | 13 |
| 0305 VENETO | 15 | 9 | 0 | 6 | 6 | 96 | 1 | 79 | - | 31 | 38 | 26 | 283 |
| 0306 FRIULI-VENEZIA GIULIA | 168 | 27 | 155 | 344 | 15 | 230 | 6 | 46 | - | 5 | 93 | 27 | 134 |
| 0307 LIGURIA | 216 | 40 | 1 | 75 | 7 | 50 | 143 | 203 | - | 122 | 516 | 39 | 2040 |
| 0308 EMILIA-ROMAGNA | 5 | 21 | 3 | 4 | 6 | 305 | 1 | 0 | - | 91 | 39 | 1 | 10 |
| 0309 TOSCANA | 24 | 2 | 2 | 11 | 8 | 71 | 1 | 12 | - | 57 | 122 | 3 | 200 |
| 0310 UMBRIA | 0 | 0 | 0 | 4 | 0 | 21 | 0 | 0 | - | 5 | 1 | 0 | 71 |
| 0311 MARCHE | 1 | 0 | 0 | 4 | 1 | 41 | 1 | 0 | - | 5 | 17 | 1 | 2 |
| 0312 LAZIO | 0 | 5 | 1 | 16 | 0 | 35 | 2 | 1 | - | 0 | 105 | 0 | 31 |
| 0313 ABRUZZO | 0 | 9 | 1 | 1 | 0 | 3 | 0 | - | - | 1 | 16 | - | 3 |
| 0314 MOLISE | - | - | - | - | 0 | 0 | - | - | - | - | - | - | 4 |
| 0315 CAMPANIA | 1 | 6 | 0 | 33 | 1 | 37 | 1 | 0 | - | 10 | 27 | - | 37 |
| 0316 PUGLIA | 2 | 1 | 1 | 1 | 1 | 49 | 1 | - | - | 14 | 2 | 0 | 242 |
| 0317 BASILICATA | 0 | 0 | - | 0 | - | 14 | 0 | 0 | - | - | - | - | - |
| 0318 CALABRIA | - | 3 | 0 | 13 | 1 | 6 | 2 | 0 | - | - | 11 | 0 | 0 |
| 0319 SICILIA | 7 | 96 | 0 | 1 | 2 | 18 | 1 | 0 | - | 4 | 8 | 0 | 35 |
| 0320 SARDEGNA | 2 | 16 | 3 | 1 | 3 | 6 | 0 | - | - | - | 4 | 0 | 7 |
| 0399 UNBEKANNT-UNKNOWN-INCONNU | 0 | 1 | 0 | 1 | 0 | 2 | 0 | 0 | - | 0 | 1 | 0 | 2 |
| 0395 ZUSAMMEN-TOTAL B | 470 | 258 | 223 | 659 | 57 | 1235 | 160 | 359 | - | 385 | 1189 | 98 | 3506 |

EISENBAHN - RAILWAY - CHEMIN DE FER 5.2.03:4 (3)
 INNERSTAATLICHER VERKEHR NACH REGION UND GUETERGRUPPE ITALIA
 NATIONAL TRAFFIC BY REGION AND GROUP OF GOODS 1983
 TRAFIC NATIONAL PAR REGION ET GROUPE DE MARCHANDISES 1000 T

| REGION | GUETERGRUPPE | | | | | GROUP OF GOODS | | | | | GROUPE DE MARCHANDISES | | | | |
|--|--------------|-----|-----|----|-----|----------------|-----|-----|----|-----|------------------------|-------|--|--|--|
| | 14 | 15 | 16 | 17 | 18 | 19 | 20 | 21 | 22 | 23 | 24 | 01-24 | | | |
| B. VERSAND NACH ANDEREN REGIONEN DISPATCHED TO OTHER REGIONS EXPEDITIONS VERS LES AUTRES REGIONS | | | | | | | | | | | | | | | |
| 0301 PIEMONTE | 55 | 51 | 1 | - | 18 | 1 | 105 | 10 | 2 | 39 | 428 | 1230 | | | |
| 0302 VALLE D'AOSTA | 0 | - | - | - | - | - | 0 | 0 | - | - | 3 | 73 | | | |
| 0303 LOMBARDIA | 5 | 13 | 53 | 0 | 57 | 9 | 65 | 54 | 5 | 60 | 397 | 1089 | | | |
| 0304 TRENTINO-ALTO ADIGE | 1 | 11 | 43 | 1 | 16 | 4 | 9 | 0 | 4 | 7 | 3 | 297 | | | |
| 0305 VENETO | 6 | 20 | 185 | 2 | 46 | 0 | 28 | 11 | 3 | 41 | 88 | 1022 | | | |
| 0306 FRIULI-VENEZIA GIULIA | 9 | 21 | 84 | 2 | 70 | 23 | 22 | 7 | 38 | 63 | 35 | 1623 | | | |
| 0307 LIGURIA | 9 | 163 | 25 | 0 | 27 | 6 | 17 | 4 | 1 | 16 | 192 | 3911 | | | |
| 0308 EMILIA-ROMAGNA | 2 | 3 | 66 | 8 | 25 | 0 | 33 | 3 | 1 | 37 | 545 | 1208 | | | |
| 0309 TOSCANA | 1 | 78 | 6 | - | 108 | 5 | 10 | 4 | 3 | 33 | 215 | 975 | | | |
| 0310 UMBRIA | - | 3 | 9 | - | 6 | - | 8 | 1 | 0 | 3 | 1 | 134 | | | |
| 0311 MARCHE | 0 | 1 | 2 | - | 0 | 0 | 14 | 3 | 0 | 4 | 21 | 120 | | | |
| 0312 LAZIO | 12 | 80 | 1 | - | 8 | 7 | 20 | 1 | 0 | 26 | 165 | 517 | | | |
| 0313 ABRUZZO | 0 | 0 | 9 | - | 36 | 0 | 12 | 0 | 5 | 4 | 5 | 106 | | | |
| 0314 MOLISE | - | 0 | 0 | - | 0 | - | 0 | 0 | - | 0 | 0 | 5 | | | |
| 0315 CAMPANIA | 1 | 0 | 6 | - | 3 | 34 | 29 | 18 | 1 | 20 | 106 | 371 | | | |
| 0316 PUGLIA | 3 | 30 | 3 | - | 37 | - | 28 | 1 | 1 | 8 | 70 | 494 | | | |
| 0317 BASILICATA | - | - | - | - | 0 | - | 0 | 0 | - | 2 | 0 | 17 | | | |
| 0318 CALABRIA | 0 | 8 | 46 | - | 3 | 0 | 1 | 0 | - | 6 | 8 | 109 | | | |
| 0319 SICILIA | 0 | 48 | 37 | - | 34 | 1 | 41 | 0 | 0 | 11 | 161 | 504 | | | |
| 0320 SARDEGNA | 0 | 20 | - | - | 6 | 0 | 3 | 0 | 0 | 1 | 1 | 75 | | | |
| 0399 UNBEKANNT-UNKNOWN-INCONNU | 2 | 0 | 1 | 0 | 1 | - | 1 | 0 | 0 | 1 | 3 | 18 | | | |
| 0395 ZUSAMMEN-TOTAL B | 106 | 552 | 578 | 13 | 502 | 90 | 446 | 119 | 65 | 382 | 2447 | 13899 | | | |

EISENBahn - RAILWAY - CHEMIN DE FER 5.2.03:5 (3)

INNERSTAATLICHER VERKEHR NACH REGION UND GUETERGRUPPE ITALIA

NATIONAL TRAFFIC BY REGION AND GROUP OF GOODS 1983

TRAFIC NATIONAL PAR REGION ET GROUPE DE MARCHANDISES 1000 T

| REGION | GUETERGRUPPE | | | | GROUP OF GOODS | | | | GROUPE DE MARCHANDISES | | | | |
|-----------------------------------|--------------|-----|-----|-----|----------------|------|-----|-----|------------------------|-----|------|----|------|
| | 01 | 02 | 03 | 04 | 05 | 06 | 07 | 08 | 09 | 10 | 11 | 12 | 13 |
| C. INTRAREGIONALER VERKEHR | | | | | | | | | | | | | |
| INTRAREGIONAL TRAFFIC | | | | | | | | | | | | | |
| TRAFIC INTRAREGIONAL | | | | | | | | | | | | | |
| 0301 PIEMONTE | 2 | 0 | 0 | 24 | 1 | 10 | - | 1 | - | 25 | 4 | 0 | 17 |
| 0302 VALLE D'AOSTA | - | - | - | - | - | - | - | - | - | - | - | - | - |
| 0303 LOMBARDIA | 1 | 0 | 0 | 4 | 4 | 14 | 1 | 0 | - | 3 | 365 | 0 | 53 |
| 0304 TRENTINO-ALTO ADIGE | 0 | 0 | 9 | 63 | - | 0 | - | 2 | - | - | - | - | 0 |
| 0305 VENETO | 12 | 0 | - | 1 | 1 | 7 | 0 | 6 | - | 1 | 2 | - | 22 |
| 0306 FRIULI-VENEZIA GIULIA | 27 | 2 | 16 | 61 | 1 | 13 | 0 | 1 | - | 3 | 165 | 1 | 23 |
| 0307 LIGURIA | 23 | 5 | 0 | 1 | 0 | 18 | 0 | 2 | - | 0 | 27 | - | 47 |
| 0308 EMILIA-ROMAGNA | 1 | 0 | 0 | 0 | 0 | 5 | - | 0 | - | 66 | 0 | - | 0 |
| 0309 TOSCANA | - | 0 | - | 1 | 0 | 18 | 2 | 0 | - | 44 | 113 | - | 23 |
| 0310 UMBRIA | - | - | - | - | - | 0 | - | - | - | - | 0 | - | - |
| 0311 MARCHE | - | 0 | - | 0 | 0 | 0 | - | 2 | - | - | 0 | - | 1 |
| 0312 LAZIO | 0 | 2 | 0 | 0 | 0 | 1 | 3 | 1 | - | 0 | - | - | 0 |
| 0313 ABRUZZO | 0 | - | - | 0 | - | - | - | 0 | - | - | - | - | - |
| 0314 MOLISE | - | - | - | - | - | - | - | - | - | - | - | - | - |
| 0315 CAMPANIA | - | 2 | - | 9 | 0 | 0 | - | - | - | 0 | - | - | 0 |
| 0316 PUGLIA | 0 | 0 | 0 | 1 | - | 4 | - | 0 | - | 0 | 0 | - | 10 |
| 0317 BASILICATA | - | - | - | - | - | - | - | - | - | - | - | - | - |
| 0318 CALABRIA | - | - | - | 1 | 0 | 1 | 0 | - | - | 0 | - | - | 0 |
| 0319 SICILIA | 0 | 2 | 0 | 3 | 0 | 12 | - | 0 | 0 | 3 | 0 | - | 52 |
| 0320 SARDEGNA | - | 0 | 0 | 0 | 0 | 3 | - | - | - | - | - | - | 0 |
| 0399 UNBEKANNT-UNKNOWN-INCONNU | 0 | 0 | - | - | - | - | - | - | - | - | - | - | - |
| 0395 ZUSAMMEN-TOTAL C | 67 | 14 | 25 | 170 | 8 | 107 | 7 | 15 | 0 | 145 | 676 | 1 | 249 |
| 0397 INNERSTAATLICH INSGESAMT A+C | 536 | 272 | 248 | 829 | 65 | 1342 | 166 | 375 | 0 | 530 | 1865 | 99 | 3755 |
| TOTAL NATIONAL | | | | | | | | | | | | | |

EISENBahn - RAILWAY - CHEMIN DE FER 5.2.03:6 (3)

INNERSTAATLICHER VERKEHR NACH REGION UND GUETERGRUPPE ITALIA

NATIONAL TRAFFIC BY REGION AND GROUP OF GOODS 1983

TRAFIC NATIONAL PAR REGION ET GROUPE DE MARCHANDISES 1000 T

| REGION | GUETERGRUPPE | | | | GROUP OF GOODS | | | | GROUPE DE MARCHANDISES | | | | |
|-----------------------------------|--------------|------|-----|----|----------------|-----|-----|-----|------------------------|-----|------|-------|--|
| | 14 | 15 | 16 | 17 | 18 | 19 | 20 | 21 | 22 | 23 | 24 | 01-24 | |
| C. INTRAREGIONALER VERKEHR | | | | | | | | | | | | | |
| INTRAREGIONAL TRAFFIC | | | | | | | | | | | | | |
| TRAFIC INTRAREGIONAL | | | | | | | | | | | | | |
| 0301 PIEMONTE | 159 | 3 | 1 | 0 | 14 | 2 | 12 | 2 | 0 | 3 | 9 | 287 | |
| 0302 VALLE D'AOSTA | - | - | - | - | - | - | - | - | - | - | - | 0 | |
| 0303 LOMBARDIA | 0 | 1 | 5 | 1 | 34 | 7 | 4 | 1 | 0 | 4 | 4 | 507 | |
| 0304 TRENTINO-ALTO ADIGE | 0 | 1 | 7 | 0 | 1 | 1 | 1 | 0 | 0 | 0 | 0 | 84 | |
| 0305 VENETO | 0 | 2 | 2 | 0 | 1 | - | 2 | 1 | 0 | 5 | 3 | 69 | |
| 0306 FRIULI-VENEZIA GIULIA | 2 | 2 | 13 | 0 | 28 | 8 | 20 | 11 | 0 | 5 | 4 | 406 | |
| 0307 LIGURIA | - | 0 | 0 | - | 2 | 0 | 1 | 2 | 0 | 1 | 5 | 137 | |
| 0308 EMILIA-ROMAGNA | 0 | 0 | 1 | - | 1 | 0 | 1 | 0 | 0 | 2 | 10 | 88 | |
| 0309 TOSCANA | 0 | 1010 | 1 | 0 | 8 | 0 | 2 | 5 | 0 | 2 | 2 | 1231 | |
| 0310 UMBRIA | - | 0 | 0 | - | 0 | - | 0 | 0 | - | - | 0 | 1 | |
| 0311 MARCHE | - | 0 | 0 | - | 0 | 3 | 6 | - | - | 0 | 1 | 14 | |
| 0312 LAZIO | 0 | 8 | - | - | 0 | - | 1 | 0 | 0 | 1 | 1 | 19 | |
| 0313 ABRUZZO | - | - | 0 | - | 0 | - | 0 | - | 0 | 0 | 1 | 1 | |
| 0314 MOLISE | - | - | - | - | 0 | - | 0 | - | - | - | - | 0 | |
| 0315 CAMPANIA | - | 0 | 0 | - | 0 | - | 2 | 5 | 0 | 0 | 6 | 25 | |
| 0316 PUGLIA | - | 1 | 0 | - | 0 | 0 | 5 | 0 | 0 | 1 | 0 | 23 | |
| 0317 BASILICATA | - | - | - | - | - | - | - | - | - | 0 | - | 0 | |
| 0318 CALABRIA | 0 | - | 2 | - | 0 | - | 5 | 0 | 0 | 0 | 0 | 10 | |
| 0319 SICILIA | 0 | 0 | 42 | - | 0 | 0 | 3 | 0 | 0 | 5 | 2 | 125 | |
| 0320 SARDEGNA | 0 | - | 0 | 0 | 0 | 0 | 0 | 0 | 0 | 1 | 6 | 6 | |
| 0399 UNBEKANNT-UNKNOWN-INCONNU | - | - | - | - | - | - | - | - | - | - | - | 0 | |
| 0395 ZUSAMMEN-TOTAL C | 162 | 1028 | 73 | 1 | 90 | 20 | 66 | 27 | 2 | 30 | 51 | 3033 | |
| 0397 INNERSTAATLICH INSGESAMT A+C | 268 | 1581 | 651 | 14 | 592 | 110 | 512 | 145 | 67 | 412 | 2498 | 16932 | |
| TOTAL NATIONAL | | | | | | | | | | | | | |

EISENBahn - RAILWAY - CHEMIN DE FER 5.2.04:1 (3)
 INNERSTAATLICHER VERKEHR NACH REGION UND GUETERGRUPPE NEDERLAND
 NATIONAL TRAFFIC BY REGION AND GROUP OF GOODS 1983
 TRAFIC NATIONAL PAR REGION ET GROUPE DE MARCHANDISES 1000 T

| REGION | GUETERGRUPPE | | | | GROUP OF GOODS | | | | GROUPE DE MARCHANDISES | | | | |
|--|--------------|-----|-----|----|----------------|-----|----|----|------------------------|----|------|-------|----|
| | 01 | 02 | 03 | 04 | 05 | 06 | 07 | 08 | 09 | 10 | 11 | 12 | 13 |
| A. EMPFANG AUS ANDEREN REGIONEN RECEIVED FROM OTHER REGIONS RECEPTIONS DES AUTRES REGIONES | | | | | | | | | | | | | |
| 0401 NOORD | 2 | - | - | 0 | - | 42 | - | - | 0 | 12 | - | - | - |
| 0402 OVERIG WEST | - | - | - | 3 | 1 | 23 | - | - | - | 8 | 0 | - | 0 |
| 0403 RIJNMOND | - | - | - | 0 | 0 | 10 | 0 | - | 1070 | 0 | 0 | - | 1 |
| 0404 NOORDZEEKANAALGEBIED | - | - | - | - | 0 | 2 | - | - | - | 1 | 79 | - | 0 |
| 0405 ZUIDWEST | - | - | - | 0 | - | - | - | - | - | - | - | - | - |
| 0406 ZUID | - | - | - | 1 | - | 16 | - | - | - | 18 | 7 | - | 7 |
| 0407 OOST | 58 | - | - | 3 | 3 | 50 | - | 0 | - | 57 | 0 | 1 | 53 |
| 0499 UNBEKANNT-UNKNOWN-INCONNU | - | - | - | - | - | - | - | - | - | - | - | - | - |
| 0495 ZUSAMMEN-TOTAL A | 59 | - | - | 8 | 4 | 142 | 0 | 0 | 1070 | 96 | 86 | 1 | 61 |
| | 14 | 15 | 16 | 17 | 18 | 19 | 20 | 21 | 22 | 23 | 24 | 01-24 | |
| 0401 NOORD | 0 | 32 | 99 | - | 126 | - | 35 | 0 | - | 0 | 692 | 1040 | |
| 0402 OVERIG WEST | 0 | 0 | 0 | - | 95 | - | 0 | 1 | - | 0 | 2 | 134 | |
| 0403 RIJNMOND | - | 263 | 389 | - | 333 | - | 0 | - | - | 0 | 451 | 2518 | |
| 0404 NOORDZEEKANAALGEBIED | 0 | - | 0 | - | 24 | - | 0 | 0 | - | 0 | 20 | 126 | |
| 0405 ZUIDWEST | - | - | - | - | 50 | - | 0 | - | - | - | 1 | 53 | |
| 0406 ZUID | - | 1 | 31 | - | 250 | - | 4 | 1 | 0 | 0 | 96 | 431 | |
| 0407 OOST | 0 | 0 | 15 | - | 23 | 21 | 0 | 0 | 1 | 3 | 2 | 290 | |
| 0499 UNBEKANNT-UNKNOWN-INCONNU | - | - | - | - | - | - | - | - | - | - | - | - | |
| 0495 ZUSAMMEN-TOTAL A | 1 | 296 | 534 | - | 902 | 21 | 39 | 2 | 1 | 4 | 1264 | 4591 | |

EISENBahn - RAILWAY - CHEMIN DE FER 5.2.04:2 (3)
 INNERSTAATLICHER VERKEHR NACH REGION UND GUETERGRUPPE NEDERLAND
 NATIONAL TRAFFIC BY REGION AND GROUP OF GOODS 1983
 TRAFIC NATIONAL PAR REGION ET GROUPE DE MARCHANDISES 1000 T

| REGION | GUETERGRUPPE | | | | GROUP OF GOODS | | | | GROUPE DE MARCHANDISES | | | | |
|---|--------------|-----|-----|----|----------------|-----|----|----|------------------------|----|------|-------|----|
| | 01 | 02 | 03 | 04 | 05 | 06 | 07 | 08 | 09 | 10 | 11 | 12 | 13 |
| B. VERSAND NACH ANDEREN REGIONEN DISPATCHED TO OTHER REGIONS EXPEDITIONS VERS LES AUTRES REGIONES | | | | | | | | | | | | | |
| 0401 NOORD | - | - | - | 1 | - | 2 | - | - | 884 | 0 | 4 | - | - |
| 0402 OVERIG WEST | 59 | - | - | 0 | 0 | 5 | 0 | - | 187 | 0 | 37 | - | 0 |
| 0403 RIJNMOND | - | - | - | 3 | 4 | 92 | - | - | - | 75 | 15 | 1 | 5 |
| 0404 NOORDZEEKANAALGEBIED | - | - | - | - | 0 | 33 | - | - | - | 3 | 7 | - | 51 |
| 0405 ZUIDWEST | - | - | - | - | - | - | - | - | - | 17 | - | - | 3 |
| 0406 ZUID | - | - | - | 2 | 0 | 10 | - | 0 | 0 | - | 2 | - | 1 |
| 0407 OOST | 0 | - | - | 1 | 0 | 0 | - | - | - | 0 | 22 | - | 0 |
| 0499 UNBEKANNT-UNKNOWN-INCONNU | - | - | - | - | - | - | - | - | - | - | - | - | - |
| 0495 ZUSAMMEN-TOTAL B | 59 | - | - | 8 | 4 | 142 | 0 | 0 | 1070 | 96 | 86 | 1 | 61 |
| | 14 | 15 | 16 | 17 | 18 | 19 | 20 | 21 | 22 | 23 | 24 | 01-24 | |
| 0401 NOORD | - | 0 | 0 | - | 205 | 5 | 0 | 0 | - | 0 | 358 | 1459 | |
| 0402 OVERIG WEST | 1 | 0 | 0 | - | 4 | - | 0 | 0 | - | - | 409 | 702 | |
| 0403 RIJNMOND | - | 1 | 19 | - | 196 | 15 | 38 | 0 | - | 3 | 115 | 583 | |
| 0404 NOORDZEEKANAALGEBIED | 0 | - | 62 | - | 42 | 2 | - | 0 | - | 0 | 15 | 215 | |
| 0405 ZUIDWEST | 0 | - | - | - | 12 | - | 0 | 0 | - | - | 17 | 50 | |
| 0406 ZUID | 0 | 32 | 454 | - | 404 | - | 0 | 1 | 1 | 0 | 78 | 986 | |
| 0407 OOST | - | 263 | - | - | 38 | - | 0 | 0 | 0 | 0 | 272 | 597 | |
| 0499 UNBEKANNT-UNKNOWN-INCONNU | - | - | - | - | - | - | - | - | - | - | - | - | |
| 0495 ZUSAMMEN-TOTAL B | 1 | 296 | 534 | - | 902 | 21 | 39 | 2 | 1 | 4 | 1264 | 4591 | |

EISENBahn - RAILWAY - CHEMIN DE FER

5.2.04:3 (3)

INNERSTAATLICHER VERKEHR NACH REGION UND GUETERGRUPPE
 NATIONAL TRAFFIC BY REGION AND GROUP OF GOODS
 TRAFIC NATIONAL PAR REGION ET GROUPE DE MARCHANDISES

NEDERLAND
 1983
 1000 T

| REGION | GUETERGRUPPE | | | | GROUP OF GOODS | | | | GROUPE DE MARCHANDISES | | | | |
|---|--------------|-----|-----|----|----------------|-----|----|----|------------------------|-----|------|-------|----|
| | 01 | 02 | 03 | 04 | 05 | 06 | 07 | 08 | 09 | 10 | 11 | 12 | 13 |
| C. INTRAREGIONALER VERKEHR INTRAREGIONAL TRAFFIC TRAFIC INTRAREGIONAL | | | | | | | | | | | | | |
| 0401 NOORD | - | - | - | - | - | - | - | - | - | - | - | - | 2 |
| 0402 OVERIG WEST | - | - | - | 1 | 0 | 0 | - | - | - | - | 0 | - | - |
| 0403 RIJNMOND | - | - | - | - | - | 0 | 0 | - | - | 34 | - | - | - |
| 0404 NOORDZEEKANAALGEBIED | - | - | - | - | - | - | - | - | - | - | 27 | - | - |
| 0405 ZUIDWEST | - | - | - | 0 | - | - | - | - | - | - | - | - | 0 |
| 0406 ZUID | - | - | 332 | 1 | - | - | - | - | - | 0 | - | - | 0 |
| 0407 OOST | 0 | - | - | 0 | - | 1 | - | - | - | 0 | - | - | 0 |
| 0499 UNBEKANNT-UNKNOWN-INCONNU | - | - | - | - | - | - | - | - | - | - | - | - | - |
| 0495 ZUSAMMEN-TOTAL C | 0 | - | 332 | 2 | 0 | 2 | 0 | - | - | 34 | 27 | - | 2 |
| 0497 INNERSTAATLICH INSGESAMT A+C TOTAL NATIONAL | 60 | - | 332 | 10 | 4 | 144 | 0 | 0 | 1070 | 130 | 113 | 1 | 63 |
| | 14 | 15 | 16 | 17 | 18 | 19 | 20 | 21 | 22 | 23 | 24 | 01-24 | |
| 0401 NOORD | 1 | - | 0 | - | 0 | - | - | - | - | 0 | 115 | 118 | |
| 0402 OVERIG WEST | - | - | - | - | 0 | - | 0 | 0 | - | 0 | 0 | 1 | |
| 0403 RIJNMOND | - | 0 | 0 | 3 | 34 | - | 1 | - | - | - | 2 | 74 | |
| 0404 NOORDZEEKANAALGEBIED | - | - | - | - | 0 | - | 0 | - | - | - | 0 | 27 | |
| 0405 ZUIDWEST | - | - | - | - | 19 | - | 0 | 0 | - | - | 0 | 19 | |
| 0406 ZUID | - | - | 39 | - | 11 | - | - | - | - | - | 1 | 384 | |
| 0407 OOST | - | - | 0 | - | 24 | - | 0 | - | - | - | 0 | 26 | |
| 0499 UNBEKANNT-UNKNOWN-INCONNU | - | - | - | - | - | - | - | - | - | - | - | - | |
| 0495 ZUSAMMEN-TOTAL C | 1 | 0 | 39 | 3 | 89 | - | 1 | 0 | - | 0 | 118 | 650 | |
| 0497 INNERSTAATLICH INSGESAMT A+C TOTAL NATIONAL | 1 | 296 | 573 | 3 | 990 | 21 | 40 | 2 | 1 | 4 | 1382 | 5240 | |

EISENBahn - RAILWAY - CHEMIN DE FER
 INNERSTAATLICHER VERKEHR NACH REGION UND GUETERGRUPPE
 NATIONAL TRAFFIC BY REGION AND GROUP OF GOODS
 TRAFIC NATIONAL PAR REGION ET GROUPE DE MARCHANDISES

5.2.05:1 (3)
 BELGIQUE/BELGIE
 1983
 1000 T

| REGION | GUETERGRUPPE | | | | GROUP OF GOODS | | | | GROUPE DE MARCHANDISES | | | | |
|---|--------------|-----|-----|----|----------------|-----|----|------|------------------------|-----|------|-------|------|
| | 01 | 02 | 03 | 04 | 05 | 06 | 07 | 08 | 09 | 10 | 11 | 12 | 13 |
| A. EMPFANG AUS ANDEREN REGIONEN RECEIVED FROM OTHER REGIONS RECEPTIONS DES AUTRES REGIONS | | | | | | | | | | | | | |
| 0501 VLAAMS GEWEST EXCL. ANTWERPEN | - | - | - | 89 | 0 | 1 | - | 1503 | - | 348 | 62 | 0 | 251 |
| 0502 ANTWERPEN | - | - | - | 1 | 0 | 245 | 4 | 10 | - | 16 | 1 | - | 1114 |
| 0503 REGION WALLONNE | 0 | 0 | - | 0 | 0 | 0 | 0 | 4036 | 1 | 478 | 7595 | 13 | 203 |
| 0504 BRUXELLES/BRUSSEL | - | 0 | - | 0 | 0 | 1 | - | 506 | 1 | 7 | 28 | - | 107 |
| 0599 UNBEKANNT-UNKNOWN-INCONNU | - | - | - | - | - | - | - | - | - | - | - | - | - |
| 0595 ZUSAMMEN-TOTAL A | 0 | 0 | - | 90 | 0 | 248 | 5 | 6056 | 2 | 848 | 7687 | 13 | 1675 |
| | 14 | 15 | 16 | 17 | 18 | 19 | 20 | 21 | 22 | 23 | 24 | 01-24 | |
| 0501 VLAAMS GEWEST EXCL. ANTWERPEN | 172 | 626 | 58 | 0 | 76 | - | 8 | 0 | 77 | 1 | 353 | 3625 | |
| 0502 ANTWERPEN | 155 | 27 | 52 | - | 69 | - | 6 | 4 | 10 | 0 | 277 | 1991 | |
| 0503 REGION WALLONNE | 0 | 78 | 139 | 0 | 68 | - | 8 | 0 | 0 | 1 | 63 | 12684 | |
| 0504 BRUXELLES/BRUSSEL | 0 | 0 | 13 | - | 41 | 0 | 0 | 0 | 0 | 1 | 7 | 715 | |
| 0599 UNBEKANNT-UNKNOWN-INCONNU | - | - | - | - | - | - | - | - | - | - | - | - | |
| 0595 ZUSAMMEN-TOTAL A | 327 | 731 | 261 | 0 | 254 | 0 | 22 | 5 | 87 | 3 | 700 | 19015 | |

EISENBahn - RAILWAY - CHEMIN DE FER
 INNERSTAATLICHER VERKEHR NACH REGION UND GUETERGRUPPE
 NATIONAL TRAFFIC BY REGION AND GROUP OF GOODS
 TRAFIC NATIONAL PAR REGION ET GROUPE DE MARCHANDISES

5.2.05:2 (3)
 BELGIQUE/BELGIE
 1983
 1000 T

| REGION | GUETERGRUPPE | | | | GROUP OF GOODS | | | | GROUPE DE MARCHANDISES | | | | |
|---|--------------|-----|-----|----|----------------|-----|----|------|------------------------|-----|------|-------|------|
| | 01 | 02 | 03 | 04 | 05 | 06 | 07 | 08 | 09 | 10 | 11 | 12 | 13 |
| B. VERSAND NACH ANDEREN REGIONEN DISPATCHED TO OTHER REGIONS EXPEITIONS VERS LES AUTRES REGIONS | | | | | | | | | | | | | |
| 0501 VLAAMS GEWEST EXCL. ANTWERPEN | - | - | - | 0 | 0 | 74 | 0 | 2813 | 2 | 71 | 2158 | 13 | 46 |
| 0502 ANTWERPEN | 0 | - | - | 0 | - | 0 | - | 2359 | - | 736 | 5406 | 0 | 149 |
| 0503 REGION WALLONNE | - | 0 | - | 63 | 0 | 166 | - | 183 | - | 41 | 40 | - | 1416 |
| 0504 BRUXELLES/BRUSSEL | - | 0 | - | 27 | 0 | 8 | 4 | 702 | - | - | 83 | 0 | 64 |
| 0599 UNBEKANNT-UNKNOWN-INCONNU | - | - | - | - | - | - | - | - | - | - | - | - | - |
| 0595 ZUSAMMEN-TOTAL B | 0 | 0 | - | 90 | 0 | 248 | 5 | 6056 | 2 | 848 | 7687 | 13 | 1675 |
| | 14 | 15 | 16 | 17 | 18 | 19 | 20 | 21 | 22 | 23 | 24 | 01-24 | |
| 0501 VLAAMS GEWEST EXCL. ANTWERPEN | 1 | 63 | 88 | 0 | 83 | 0 | 11 | 4 | 1 | 1 | 206 | 5634 | |
| 0502 ANTWERPEN | 0 | 11 | 49 | 0 | 94 | 0 | 0 | 0 | 0 | 0 | 346 | 9152 | |
| 0503 REGION WALLONNE | 326 | 653 | 107 | - | 75 | - | 8 | 1 | 86 | 2 | 148 | 3313 | |
| 0504 BRUXELLES/BRUSSEL | 0 | 4 | 18 | - | 2 | - | 3 | 0 | - | 0 | 1 | 917 | |
| 0599 UNBEKANNT-UNKNOWN-INCONNU | - | - | - | - | - | - | - | - | - | - | - | - | |
| 0595 ZUSAMMEN-TOTAL B | 327 | 731 | 261 | 0 | 254 | 0 | 22 | 5 | 87 | 3 | 700 | 19015 | |

EISENBAHN - RAILWAY - CHEMIN DE FER
 INNERSTAATLICHER VERKEHR NACH REGION UND GUETERGRUPPE
 NATIONAL TRAFFIC BY REGION AND GROUP OF GOODS
 TRAFIC NATIONAL PAR REGION ET GROUPE DE MARCHANDISES

5.2.05:3 (3)
 BELGIQUE/BELGIE
 1983
 1000 T

| REGION | GUETERGRUPPE | | | | GROUP OF GOODS | | | | GROUPE DE MARCHANDISES | | | | |
|---|--------------|-----|-----|----|----------------|-----|----|-------|------------------------|------|------|-------|------|
| | 01 | 02 | 03 | 04 | 05 | 06 | 07 | 08 | 09 | 10 | 11 | 12 | 13 |
| C. INTRAREGIONALER VERKEHR INTRAREGIONAL TRAFFIC TRAFIC INTRAREGIONAL | | | | | | | | | | | | | |
| 0501 VLAAMS GEWEST EXCL. ANTWERPEN | 426 | - | 97 | 2 | 0 | 23 | - | 2869 | 1 | 96 | 32 | - | 35 |
| 0502 ANTWERPEN | 1 | - | - | 0 | - | 14 | - | 8 | - | 2 | 0 | - | 57 |
| 0503 REGION WALLONNE | - | - | - | 1 | - | 0 | - | 1423 | - | 56 | 1763 | 0 | 5761 |
| 0504 BRUXELLES/BRUSSEL | - | 0 | - | - | 0 | 0 | - | 11 | - | - | 4 | - | 6 |
| 0599 UNBEKANNT-UNKNOWN-INCONNU | - | - | - | - | - | - | - | - | - | - | - | - | - |
| 0595 ZUSAMMEN-TOTAL C | 427 | 0 | 97 | 3 | 0 | 36 | - | 4310 | 1 | 153 | 1798 | 0 | 5860 |
| 0597 INNERSTAATLICH INSGESAMT A+C TOTAL NATIONAL | 427 | 0 | 97 | 93 | 1 | 284 | 5 | 10366 | 3 | 1001 | 9485 | 13 | 7535 |
| | 14 | 15 | 16 | 17 | 18 | 19 | 20 | 21 | 22 | 23 | 24 | 01-24 | |
| 0501 VLAAMS GEWEST EXCL. ANTWERPEN | 0 | 2 | 13 | 0 | 36 | - | 8 | 1 | 1 | 0 | 150 | 3793 | |
| 0502 ANTWERPEN | 0 | 2 | 21 | 0 | 58 | - | 1 | 1 | 0 | 0 | 100 | 264 | |
| 0503 REGION WALLONNE | 33 | 66 | 13 | - | 11 | - | 20 | 0 | 5 | 0 | 2 | 9154 | |
| 0504 BRUXELLES/BRUSSEL | - | - | - | - | 0 | - | 0 | 0 | - | 0 | 0 | 21 | |
| 0599 UNBEKANNT-UNKNOWN-INCONNU | - | - | - | - | - | - | - | - | - | - | - | - | |
| 0595 ZUSAMMEN-TOTAL C | 34 | 70 | 47 | 0 | 105 | - | 30 | 2 | 6 | 1 | 252 | 13232 | |
| 0597 INNERSTAATLICH INSGESAMT A+C TOTAL NATIONAL | 361 | 801 | 308 | 1 | 359 | 0 | 52 | 7 | 93 | 4 | 952 | 32247 | |

EISENBahn - RAILWAY - CHEMIN DE FER 5.2.06:1 (3)
 INNERSTAATLICHER VERKEHR NACH REGION UND GUETERGRUPPE UNITED KINGDOM
 NATIONAL TRAFFIC BY REGION AND GROUP OF GOODS 1983
 TRAFIC NATIONAL PAR REGION ET GROUPE DE MARCHANDISES 1000 T

| REGION | GUETERGRUPPE | | | | GROUP OF GOODS | | | | | GROUPE DE MARCHANDISES | | | | |
|---|--------------|----|----|----|----------------|-----|----|-------|----|------------------------|-----|-----|------|--|
| | 01 | 02 | 03 | 04 | 05 | 06 | 07 | 08 | 09 | 10 | 11 | 12 | 13 | |
| A. EMPFANG AUS ANDEREN REGIONEN RECEIVED FROM OTHER REGIONS RECEPTIONS DES AUTRES REGIONS | | | | | | | | | | | | | | |
| 0701 NORTH | 4 | 0 | - | 0 | - | 1 | - | 736 | - | 368 | 22 | - | 444 | |
| 0702 YORKSHIRE AND HUMBERSIDE | 38 | - | - | 0 | - | 40 | - | 2564 | - | 953 | 259 | 0 | 291 | |
| 0703 EAST MIDLANDS | 0 | 0 | - | 0 | - | - | - | 5559 | - | 1077 | 78 | - | 552 | |
| 0704 EAST ANGLIA | 2 | 2 | - | - | - | 95 | - | 257 | - | 281 | 0 | - | 43 | |
| 0705 SOUTH EAST INCL. GREATER LONDON | 0 | 3 | - | 0 | 0 | 65 | - | 5532 | - | 1361 | 79 | 0 | 85 | |
| 0706 SOUTH-WEST | 9 | 2 | 0 | 0 | - | 47 | - | 452 | - | 234 | 7 | 210 | 77 | |
| 0707 WEST MIDLANDS | 0 | 1 | - | 0 | - | 15 | - | 2153 | - | 1795 | 5 | 8 | 612 | |
| 0708 NORTH-WEST | 45 | 0 | - | 0 | - | 1 | - | 3523 | - | 591 | 5 | - | 135 | |
| 0709 WALES | 26 | 0 | - | 0 | - | 6 | - | 258 | 89 | 328 | 26 | 0 | 635 | |
| 0711 SCOTLAND | 101 | 0 | - | 0 | - | 60 | - | 330 | - | 122 | 13 | 1 | 136 | |
| 0712 NORTHERN IRELAND | - | - | - | - | - | - | - | - | - | - | - | - | - | |
| 0799 UNBEKANNT-UNKNOWN-INCONNU | - | - | - | - | - | - | - | - | - | - | - | - | - | |
| 0795 ZUSAMMEN-TOTAL A | 225 | 8 | 0 | 2 | 0 | 330 | - | 21364 | 89 | 7109 | 495 | 220 | 3009 | |

EISENBahn - RAILWAY - CHEMIN DE FER 5.2.06:2 (3)
 INNERSTAATLICHER VERKEHR NACH REGION UND GUETERGRUPPE UNITED KINGDOM
 NATIONAL TRAFFIC BY REGION AND GROUP OF GOODS 1983
 TRAFIC NATIONAL PAR REGION ET GROUPE DE MARCHANDISES 1000 T

| REGION | GUETERGRUPPE | | | | GROUP OF GOODS | | | | | GROUPE DE MARCHANDISES | | | | |
|---|--------------|-------|-----|----|----------------|----|-----|----|----|------------------------|-------|-------|--|--|
| | 14 | 15 | 16 | 17 | 18 | 19 | 20 | 21 | 22 | 23 | 24 | 01-24 | | |
| A. EMPFANG AUS ANDEREN REGIONEN RECEIVED FROM OTHER REGIONS RECEPTIONS DES AUTRES REGIONS | | | | | | | | | | | | | | |
| 0701 NORTH | 171 | 306 | 21 | - | 291 | - | 10 | 2 | - | 2 | 310 | 2688 | | |
| 0702 YORKSHIRE AND HUMBERSIDE | 383 | 190 | 5 | - | 272 | - | 23 | 12 | 0 | 1 | 532 | 5564 | | |
| 0703 EAST MIDLANDS | 34 | 141 | 6 | - | 102 | - | 0 | 2 | - | 2 | 144 | 7698 | | |
| 0704 EAST ANGLIA | 71 | 1128 | 34 | - | 94 | - | 0 | 0 | - | 3 | 788 | 2798 | | |
| 0705 SOUTH EAST INCL. GREATER LONDON | 335 | 7275 | 96 | 97 | 314 | - | 206 | 4 | 0 | 21 | 4690 | 20164 | | |
| 0706 SOUTH-WEST | 189 | 4 | 162 | - | 98 | - | 1 | 2 | - | 2 | 119 | 1613 | | |
| 0707 WEST MIDLANDS | 499 | 94 | 1 | - | 158 | - | 28 | 8 | - | 4 | 518 | 5900 | | |
| 0708 NORTH-WEST | 591 | 199 | 1 | - | 206 | - | 97 | 1 | 0 | 12 | 1442 | 8648 | | |
| 0709 WALES | 33 | 315 | 42 | - | 179 | - | 109 | 0 | - | 1 | 620 | 2668 | | |
| 0711 SCOTLAND | 237 | 462 | 89 | - | 268 | 3 | 98 | 8 | 1 | 2 | 1077 | 3007 | | |
| 0712 NORTHERN IRELAND | - | - | - | - | - | - | - | - | - | - | - | - | | |
| 0799 UNBEKANNT-UNKNOWN-INCONNU | - | - | - | - | - | - | - | - | - | - | - | - | | |
| 0795 ZUSAMMEN-TOTAL A | 2545 | 11912 | 456 | 97 | 1981 | 3 | 572 | 40 | 1 | 50 | 10240 | 60747 | | |

E I S E N B A H N - R A I L W A Y - C H E M I N D E F E R

5.2.06:3 (3)

INNERSTAATLICHER VERKEHR NACH REGION UND GUETERGRUPPE UNITED KINGDOM

NATIONAL TRAFFIC BY REGION AND GROUP OF GOODS 1983

TRAFIC NATIONAL PAR REGION ET GROUPE DE MARCHANDISES 1000 T

| REGION | GUETERGRUPPE | | | | GROUP OF GOODS | | | | GROUPE DE MARCHANDISES | | | | |
|--|--------------|----|----|----|----------------|-----|----|-------|------------------------|------|-----|-----|------|
| | 01 | 02 | 03 | 04 | 05 | 06 | 07 | 08 | 09 | 10 | 11 | 12 | 13 |
| B. VERSAND NACH ANDEREN REGIONEN DISPATCHED TO OTHER REGIONS EXPEDITIONS VERS LES AUTRES REGIONS | | | | | | | | | | | | | |
| 0701 NORTH | 15 | 0 | - | 0 | - | 11 | - | 1025 | - | 1317 | 65 | 210 | 1011 |
| 0702 YORKSHIRE AND HUMBERSIDE | 7 | - | 0 | 0 | - | 71 | - | 7346 | - | 1865 | 54 | 8 | 794 |
| 0703 EAST MIDLANDS | 10 | - | - | 0 | - | 16 | - | 8842 | 76 | 1 | 86 | 0 | 115 |
| 0704 EAST ANGLIA | 111 | - | - | 0 | - | 54 | - | - | - | 0 | 16 | - | 1 |
| 0705 SOUTH EAST INCL. GREATER LONDON | 75 | - | - | 1 | - | 14 | - | 171 | - | 1043 | 56 | - | 61 |
| 0706 SOUTH-WEST | 0 | - | - | - | - | 13 | - | 646 | 13 | 213 | 10 | - | 44 |
| 0707 WEST MIDLANDS | - | - | - | 0 | - | 3 | - | 2277 | - | 175 | 72 | 0 | 80 |
| 0708 NORTH-WEST | 1 | 0 | - | 0 | 0 | 20 | - | 33 | - | 1038 | 46 | 0 | 6 |
| 0709 WALES | 0 | - | - | - | - | 2 | - | 1018 | - | 1126 | 63 | - | 298 |
| 0711 SCOTLAND | 5 | 8 | - | 1 | - | 127 | - | 7 | - | 332 | 27 | 1 | 599 |
| 0712 NORTHERN IRELAND | - | - | - | - | - | - | - | - | - | - | - | - | - |
| 0799 UNBEKANNT-UNKNOWN-INCONNU | - | - | - | - | - | - | - | - | - | - | - | - | - |
| 0795 ZUSAMMEN-TOTAL B | 225 | 8 | 0 | 2 | 0 | 330 | - | 21364 | 89 | 7109 | 495 | 220 | 3009 |

E I S E N B A H N - R A I L W A Y - C H E M I N D E F E R

5.2.06:4 (3)

INNERSTAATLICHER VERKEHR NACH REGION UND GUETERGRUPPE UNITED KINGDOM

NATIONAL TRAFFIC BY REGION AND GROUP OF GOODS 1983

TRAFIC NATIONAL PAR REGION ET GROUPE DE MARCHANDISES 1000 T

| REGION | GUETERGRUPPE | | | | GROUP OF GOODS | | | | GROUPE DE MARCHANDISES | | | | |
|--|--------------|-------|-----|----|----------------|----|------|----|------------------------|----|-------|-------|--|
| | 14 | 15 | 16 | 17 | 18 | 19 | 20 | 21 | 22 | 23 | 24 | 01-24 | |
| B. VERSAND NACH ANDEREN REGIONEN DISPATCHED TO OTHER REGIONS EXPEDITIONS VERS LES AUTRES REGIONS | | | | | | | | | | | | | |
| 0701 NORTH | 169 | 106 | 66 | - | 522 | - | 6 | 1 | 0 | 0 | 411 | 4935 | |
| 0702 YORKSHIRE AND HUMBERSIDE | 80 | 581 | 51 | 3 | 190 | - | 13 | 9 | 1 | 2 | 518 | 11593 | |
| 0703 EAST MIDLANDS | 1411 | 3929 | 9 | - | 13 | - | 1 | 5 | - | 0 | 176 | 14689 | |
| 0704 EAST ANGLIA | 28 | 429 | 4 | 94 | 14 | - | 2 | 7 | - | 2 | 744 | 1506 | |
| 0705 SOUTH EAST INCL. GREATER LONDON | 316 | 656 | 0 | - | 11 | 3 | 272 | 5 | - | 10 | 4577 | 7260 | |
| 0706 SOUTH-WEST | 15 | 5674 | 2 | - | 64 | - | 30 | 6 | 0 | 0 | 116 | 6847 | |
| 0707 WEST MIDLANDS | 5 | 228 | - | 0 | 2 | - | 50 | 2 | - | 0 | 530 | 3424 | |
| 0708 NORTH-WEST | 264 | 286 | 321 | - | 1105 | 0 | 1021 | 2 | 0 | 0 | 1550 | 4772 | |
| 0709 WALES | 240 | 22 | - | - | 56 | - | 95 | 1 | - | 0 | 570 | 3491 | |
| 0711 SCOTLAND | 17 | - | 3 | - | 14 | - | 2 | 2 | 0 | 35 | 1048 | 2230 | |
| 0712 NORTHERN IRELAND | - | - | - | - | - | - | - | - | - | - | - | - | |
| 0799 UNBEKANNT-UNKNOWN-INCONNU | - | - | - | - | - | - | - | - | - | - | - | - | |
| 0795 ZUSAMMEN-TOTAL B | 2545 | 11912 | 456 | 97 | 1981 | 3 | 572 | 40 | 1 | 50 | 10240 | 60747 | |

EISENBahn - RAILWAY - CHEMIN DE FER 5.2.06:5 (3)
 INNERSTAATLICHER VERKEHR NACH REGION UND GUETERGRUPPE UNITED KINGDOM
 NATIONAL TRAFFIC BY REGION AND GROUP OF GOODS 1983
 TRAFIC NATIONAL PAR REGION ET GROUPE DE MARCHANDISES 1000 T

| REGION | GUETERGRUPPE | | | | GROUP OF GOODS | | | | GROUPE DE MARCHANDISES | | | | |
|---|--------------|----|----|----|----------------|-----|----|-------|------------------------|-------|------|-----|------|
| | 01 | 02 | 03 | 04 | 05 | 06 | 07 | 08 | 09 | 10 | 11 | 12 | 13 |
| C. INTRAREGIONALER VERKEHR INTRAREGIONAL TRAFFIC TRAFIC INTRAREGIONAL | | | | | | | | | | | | | |
| 0701 NORTH | 3 | - | - | - | - | - | - | 5606 | - | 287 | 198 | - | 810 |
| 0702 YORKSHIRE AND HUMBERSIDE | - | - | - | - | - | - | - | 19080 | - | 887 | 3224 | 25 | 797 |
| 0703 EAST MIDLANDS | - | - | - | 0 | - | - | - | 16685 | - | 8 | 29 | - | 8 |
| 0704 EAST ANGLIA | 17 | - | - | - | - | 0 | - | - | - | 3 | - | - | - |
| 0705 SOUTH EAST INCL. GREATER LONDON | - | - | - | 0 | - | - | - | 275 | - | 1176 | 107 | - | 9 |
| 0706 SOUTH-WEST | - | - | - | - | - | 0 | - | 0 | - | 0 | 1 | - | 12 |
| 0707 WEST MIDLANDS | - | - | - | - | - | - | - | 7109 | - | 33 | 8 | - | 5 |
| 0708 NORTH-WEST | 0 | - | - | - | - | 0 | - | 2425 | - | 218 | 6 | - | 0 |
| 0709 WALES | - | - | - | 0 | - | 0 | - | 9022 | - | 311 | 2392 | - | 1436 |
| 0711 SCOTLAND | - | 0 | 0 | 0 | - | 20 | - | 4008 | - | 716 | 2062 | 27 | 494 |
| 0712 NORTHERN IRELAND | - | - | - | - | - | - | - | - | - | - | - | - | - |
| 0799 UNBEKANNT-UNKNOWN-INCONNU | - | - | - | - | - | - | - | - | - | - | - | - | - |
| 0795 ZUSAMMEN-TOTAL C | 20 | 0 | 0 | 0 | - | 20 | - | 64211 | - | 3635 | 8029 | 52 | 3571 |
| 0797 INNERSTAATLICH INSGESAMT A+C TOTAL NATIONAL | 246 | 8 | 0 | 2 | 0 | 351 | - | 85575 | 89 | 10744 | 8524 | 272 | 6580 |

EISENBahn - RAILWAY - CHEMIN DE FER 5.2.06:6 (3)
 INNERSTAATLICHER VERKEHR NACH REGION UND GUETERGRUPPE UNITED KINGDOM
 NATIONAL TRAFFIC BY REGION AND GROUP OF GOODS 1983
 TRAFIC NATIONAL PAR REGION ET GROUPE DE MARCHANDISES 1000 T

| REGION | GUETERGRUPPE | | | | GROUP OF GOODS | | | | GROUPE DE MARCHANDISES | | | | |
|---|--------------|-------|-----|----|----------------|----|-----|----|------------------------|----|-------|--------|--|
| | 14 | 15 | 16 | 17 | 18 | 19 | 20 | 21 | 22 | 23 | 24 | 01-24 | |
| C. INTRAREGIONALER VERKEHR INTRAREGIONAL TRAFFIC TRAFIC INTRAREGIONAL | | | | | | | | | | | | | |
| 0701 NORTH | 325 | 496 | 281 | - | 43 | - | 1 | 1 | - | 0 | 248 | 8299 | |
| 0702 YORKSHIRE AND HUMBERSIDE | - | 392 | - | 2 | 5 | - | 8 | 0 | - | 0 | 8 | 24428 | |
| 0703 EAST MIDLANDS | 147 | 44 | - | - | - | - | 0 | 0 | - | 0 | - | 16921 | |
| 0704 EAST ANGLIA | 21 | - | - | - | - | - | 0 | - | - | - | 1 | 42 | |
| 0705 SOUTH EAST INCL. GREATER LONDON | 664 | 356 | - | - | 2 | - | 18 | 0 | - | 0 | 118 | 2725 | |
| 0706 SOUTH-WEST | 179 | 769 | 0 | - | 17 | - | 0 | 0 | - | 0 | 2 | 982 | |
| 0707 WEST MIDLANDS | - | 109 | - | - | 0 | - | 0 | 0 | - | 0 | 1 | 7265 | |
| 0708 NORTH-WEST | 0 | 0 | 2 | - | 162 | - | 0 | 0 | - | 0 | 272 | 3087 | |
| 0709 WALES | 62 | 487 | - | - | 39 | - | - | - | - | - | 49 | 13799 | |
| 0711 SCOTLAND | 533 | 93 | 13 | - | 4 | 35 | 0 | 1 | - | 4 | 42 | 8052 | |
| 0712 NORTHERN IRELAND | - | - | - | - | - | - | - | - | - | - | - | - | |
| 0799 UNBEKANNT-UNKNOWN-INCONNU | - | - | - | - | - | - | - | - | - | - | - | - | |
| 0795 ZUSAMMEN-TOTAL C | 1931 | 2748 | 296 | 2 | 272 | 35 | 28 | 3 | - | 4 | 743 | 85600 | |
| 0797 INNERSTAATLICH INSGESAMT A+C TOTAL NATIONAL | 4476 | 14659 | 752 | 99 | 2253 | 38 | 600 | 42 | 1 | 54 | 10982 | 146347 | |

EISENBahn - RAILWAY - CHEMIN DE FER
 INNERSTAATLICHER VERKEHR NACH REGION UND GUETERGRUPPE
 NATIONAL TRAFFIC BY REGION AND GROUP OF GOODS
 TRAFIC NATIONAL PAR REGION ET GROUPE DE MARCHANDISES

5.2.07:1 (3)
 HELLAS
 1983
 1000 T

| REGION | GUETERGRUPPE | | | | GROUP OF GOODS | | | | GROUPE DE MARCHANDISES | | | | |
|---|--------------|----|-----|----|----------------|----|----|----|------------------------|----|----|-------|----|
| | 01 | 02 | 03 | 04 | 05 | 06 | 07 | 08 | 09 | 10 | 11 | 12 | 13 |
| A. EMPFANG AUS ANDEREN REGIONEN RECEIVED FROM OTHER REGIONS RECEPTIONS DES AUTRES REGIONS | | | | | | | | | | | | | |
| 1001 NORTH GREECE | 0 | - | 1 | 0 | 0 | 1 | 0 | - | - | 1 | 0 | - | 0 |
| 1002 SOUTH GREECE | 9 | - | - | 0 | - | 0 | - | - | 0 | 20 | - | - | - |
| 1003 GREATER ATHENS | - | 3 | 0 | 0 | 0 | 1 | 0 | - | - | 0 | - | - | 0 |
| 1004 CENTRAL GREECE | 13 | - | 1 | 0 | 0 | 0 | 0 | - | 0 | 25 | - | - | 0 |
| 1099 UNBEKANNT-UNKNOWN-INCONNU | - | - | - | - | - | - | - | - | - | - | - | - | - |
| 1095 ZUSAMMEN-TOTAL A | 22 | 3 | 2 | 1 | 0 | 2 | 0 | - | 0 | 47 | 0 | - | 0 |
| | 14 | 15 | 16 | 17 | 18 | 19 | 20 | 21 | 22 | 23 | 24 | 01-24 | |
| 1001 NORTH GREECE | - | 0 | - | 0 | 6 | - | 13 | 1 | - | 1 | 9 | 33 | |
| 1002 SOUTH GREECE | - | - | 171 | 0 | 0 | - | 0 | 0 | - | 0 | 2 | 203 | |
| 1003 GREATER ATHENS | - | 0 | 83 | 1 | 45 | - | 9 | 1 | 0 | 1 | 8 | 153 | |
| 1004 CENTRAL GREECE | 0 | 0 | 52 | - | 2 | - | 15 | 0 | - | 1 | 5 | 115 | |
| 1099 UNBEKANNT-UNKNOWN-INCONNU | - | - | - | - | - | - | - | - | - | - | - | - | |
| 1095 ZUSAMMEN-TOTAL A | 0 | 0 | 306 | 1 | 53 | - | 37 | 2 | 0 | 3 | 23 | 505 | |

EISENBahn - RAILWAY - CHEMIN DE FER
 INNERSTAATLICHER VERKEHR NACH REGION UND GUETERGRUPPE
 NATIONAL TRAFFIC BY REGION AND GROUP OF GOODS
 TRAFIC NATIONAL PAR REGION ET GROUPE DE MARCHANDISES

5.2.07:2 (3)
 HELLAS
 1983
 1000 T

| REGION | GUETERGRUPPE | | | | GROUP OF GOODS | | | | GROUPE DE MARCHANDISES | | | | |
|--|--------------|----|-----|----|----------------|----|----|----|------------------------|----|----|-------|----|
| | 01 | 02 | 03 | 04 | 05 | 06 | 07 | 08 | 09 | 10 | 11 | 12 | 13 |
| B. VERSAND NACH ANDEREN REGIONEN DISPATCHED TO OTHER REGIONS EXPEDITIONS VERS LES AUTRES REGIONS | | | | | | | | | | | | | |
| 1001 NORTH GREECE | 10 | 3 | 1 | 0 | 0 | 0 | 0 | - | - | 24 | - | - | 0 |
| 1002 SOUTH GREECE | - | - | - | 0 | - | 0 | - | - | - | 0 | - | - | - |
| 1003 GREATER ATHENS | 12 | - | 0 | 0 | 0 | 0 | 0 | - | 0 | 22 | - | - | 0 |
| 1004 CENTRAL GREECE | 0 | - | 1 | 0 | 0 | 2 | 0 | - | - | 1 | 0 | - | - |
| 1099 UNBEKANNT-UNKNOWN-INCONNU | - | - | - | - | - | - | - | - | - | - | - | - | - |
| 1095 ZUSAMMEN-TOTAL B | 22 | 3 | 2 | 1 | 0 | 2 | 0 | - | 0 | 47 | 0 | - | 0 |
| | 14 | 15 | 16 | 17 | 18 | 19 | 20 | 21 | 22 | 23 | 24 | 01-24 | |
| 1001 NORTH GREECE | 0 | 0 | 135 | 0 | 44 | - | 18 | 1 | 0 | 1 | 5 | 244 | |
| 1002 SOUTH GREECE | - | - | - | - | 0 | - | 0 | 1 | 0 | 0 | 1 | 2 | |
| 1003 GREATER ATHENS | 0 | 0 | 171 | 0 | 4 | - | 10 | 1 | - | 2 | 14 | 237 | |
| 1004 CENTRAL GREECE | - | - | - | 0 | 5 | - | 9 | 0 | 0 | 0 | 3 | 22 | |
| 1099 UNBEKANNT-UNKNOWN-INCONNU | - | - | - | - | - | - | - | - | - | - | - | - | |
| 1095 ZUSAMMEN-TOTAL B | 0 | 0 | 306 | 1 | 53 | - | 37 | 2 | 0 | 3 | 23 | 505 | |

INNERSTAATLICHER VERKEHR NACH REGION UND GUTERGRUPPE

HELLAS

NATIONAL TRAFFIC BY REGION AND GROUP OF GOODS

1983

TRAFIC NATIONAL PAR REGION ET GROUPE DE MARCHANDISES

1000 T

| REGION | GUTERGRUPPE | | | | GROUP OF GOODS | | | | GROUPE DE MARCHANDISES | | | | | |
|---|-------------|----|-----|----|----------------|----|----|-----|------------------------|-----|----|-------|----|--|
| | 01 | 02 | 03 | 04 | 05 | 06 | 07 | 08 | 09 | 10 | 11 | 12 | 13 | |
| C. INTRAREGIONALER VERKEHR INTRAREGIONAL TRAFFIC TRAFIC INTRAREGIONAL | | | | | | | | | | | | | | |
| 1001 NORTH GREECE | 31 | - | 311 | 3 | 0 | 9 | 0 | 258 | 0 | 85 | 0 | - | 0 | |
| 1002 SOUTH GREECE | - | - | - | 0 | - | 0 | - | - | - | 0 | - | - | - | |
| 1003 GREATER ATHENS | 0 | - | - | 0 | - | - | - | - | - | - | - | - | 0 | |
| 1004 CENTRAL GREECE | 0 | - | 50 | 0 | 0 | 0 | 0 | - | - | 0 | - | - | 0 | |
| 1099 UNBEKANNT-UNKNOWN-INCONNU | - | - | - | - | - | - | - | - | - | - | - | - | - | |
| 1095 ZUSAMMEN-TOTAL C | 31 | - | 361 | 3 | 0 | 9 | 0 | 258 | 0 | 85 | 0 | - | 0 | |
| 1097 INNERSTAATLICH INSGESAMT A+C TOTAL NATIONAL | 54 | 3 | 363 | 4 | 0 | 12 | 0 | 258 | 0 | 132 | 0 | - | 0 | |
| | 14 | 15 | 16 | 17 | 18 | 19 | 20 | 21 | 22 | 23 | 24 | 01-24 | | |
| 1001 NORTH GREECE | 1 | 13 | 1 | 1 | 2 | - | 19 | 1 | - | 1 | 12 | 746 | | |
| 1002 SOUTH GREECE | - | - | 0 | - | 0 | - | 0 | 0 | - | 0 | 0 | 1 | | |
| 1003 GREATER ATHENS | - | - | 0 | - | 0 | - | 1 | 0 | 0 | 0 | 1 | 2 | | |
| 1004 CENTRAL GREECE | 0 | - | - | 0 | 1 | - | 1 | 0 | - | 0 | 0 | 54 | | |
| 1099 UNBEKANNT-UNKNOWN-INCONNU | - | - | - | - | - | - | - | - | - | - | - | - | | |
| 1095 ZUSAMMEN-TOTAL C | 1 | 13 | 1 | 1 | 3 | - | 21 | 1 | 0 | 1 | 13 | 803 | | |
| 1097 INNERSTAATLICH INSGESAMT A+C TOTAL NATIONAL | 1 | 14 | 307 | 2 | 56 | - | 59 | 3 | 0 | 4 | 37 | 1308 | | |

Klassifikation af Eurostats publikationer

1. Almene statistikker (gråt omslag)
 1. Almen statistik
 2. Almen regionalstatistik
 3. Statistik over tredjelande
2. Nationalregnskaber, finanser og betalingsbalancer (violet omslag)
 1. Nationalregnskaber
 2. Konti for sektorer
 3. Konti for brancher
 4. Penge- og finansstatistik
 5. Regionalregnskaber og -finansstatistik
 6. Betalingsbalancer
 7. Priser
3. Befolkning og sociale forhold (gult omslag)
 1. Befolkning
 2. Sociale forhold
 3. Uddannelse
 4. Beskæftigelse
 5. Socialsikring
 6. Lønninger og indkomster
4. Industri og tjenesteydelser (blåt omslag)
 1. Industri, almen
 2. Energi
 3. Jern og stål
 4. Transport og tjenesteydelser
5. Landbrug, skovbrug og fiskeri (grønt omslag)
 1. Landbrug, almen
 2. Landbrug, produktion og balancer
 3. Landbrugspriser
 4. Landbrugsregnskaber
 5. Landbrugsstrukturer
 6. Skovbrug
 7. Fiskeri
6. Udenrigshandel (rødt omslag)
 1. Nomenklatur
 2. Fællesskabets udenrigshandel, almen
 3. Samhandelen med udviklingslandene
9. Diverse statistikker (brunt omslag)
 1. Diverse statistikker
 2. Diverse meddelelser

Gliederung der Veröffentlichungen des Eurostat

1. Allgemeine Statistik (grauer Umschlag)
 1. Allgemeine Statistik
 2. Allgemeine Regionalstatistik
 3. Statistik der Drittländer
2. Volkswirtschaftliche Gesamtrechnungen, Finanzen und Zahlungsbilanzen (violetter Umschlag)
 1. Volkswirtschaftliche Gesamtrechnungen
 2. Konten der Sektoren
 3. Konten nach Produktionsbereichen
 4. Geld und Finanzen
 5. Regionalkonten und Finanzen
 6. Zahlungsbilanzen
 7. Preise
3. Bevölkerung und soziale Bedingungen (gelber Umschlag)
 1. Bevölkerung
 2. Soziale Bedingungen
 3. Bildung und Ausbildung
 4. Beschäftigung
 5. Sozialschutz
 6. Löhne und Einkommen
4. Industrie und Dienstleistungen (blauer Umschlag)
 1. Industrie: Allgemeines
 2. Energie
 3. Eisen- und Stahlindustrie
 4. Verkehr und Dienstleistungen
5. Land- und Forstwirtschaft, Fischerei (grüner Umschlag)
 1. Landwirtschaft: Allgemeines
 2. Landwirtschaft: Erzeugung und Bilanzen
 3. Landwirtschaft: Preise
 4. Landwirtschaft: Gesamtrechnungen
 5. Landwirtschaft: Struktur
 6. Forstwirtschaft
 7. Fischerei
6. Außenhandel (roter Umschlag)
 1. Systematiken
 2. Außenhandel der Gemeinschaft: Allgemeines
 3. Außenhandel mit Entwicklungsländern
9. Verschiedenes (brauner Umschlag)
 1. Verschiedene Statistiken
 2. Verschiedene Mitteilungen

Ταξινόμηση των δημοσιεύσεων του Eurostat

1. Γενικές στατιστικές (φαιό εξώφυλλο)
 1. Γενικές στατιστικές
 2. Γενικές περιφερειακές στατιστικές
 3. Στατιστικές των τρίτων χωρών
2. Εθνικοί λογαριασμοί, δημοσιονομικά και ισοζύγιο πληρωμών (ιάχρουν εξώφυλλο)
 1. Εθνικοί λογαριασμοί
 2. Λογαριασμοί κατά τομέα
 3. Λογαριασμοί κατά κλάδο
 4. Νόμισμα και δημοσιονομικά
 5. Περιφερειακοί λογαριασμοί και δημοσιονομικά
 6. Ισοζύγιο πληρωμών
 7. Τιμές
3. Πληθυσμός και κοινωνικές συνθήκες (κίτρινο εξώφυλλο)
 1. Πληθυσμός
 2. Κοινωνικές συνθήκες
 3. Παιδεία και επαγγελματική εκπαίδευση
 4. Απασχόληση
 5. Κοινωνική προστασία
 6. Μισθοί και εισοδήματα
4. Βιομηχανία και υπηρεσίες (κυανό εξώφυλλο)
 1. Βιομηχανία, γενικά
 2. Ενέργεια
 3. Σιδηρουργία
 4. Μεταφορές και υπηρεσίες
5. Γεωργία, δάση και αλιεία (πράσινο εξώφυλλο)
 1. Γεωργία, γενικά
 2. Γεωργία, παραγωγή και απολογισμοί
 3. Γεωργία, τιμές
 4. Γεωργία, λογαριασμοί
 5. Γεωργία, δομή
 6. Δάση
 7. Αλιεία
6. Εξωτερικό εμπόριο (κόκκινο εξώφυλλο)
 1. Ονοματολογία
 2. Ανταλλαγές της Κοινότητας, γενικά
 3. Ανταλλαγές με τις χώρες υπό ανάπτυξη
9. Διάφορα (καφέ εξώφυλλο)
 1. Διάφορες στατιστικές
 2. Διάφορες πληροφορίες

Classification of Eurostat publications

1. General statistics (grey covers)
 1. General statistics
 2. Regional general statistics
 3. Third-country statistics
2. National accounts, finance and balance of payments (violet covers)
 1. National accounts
 2. Accounts of sectors
 3. Accounts of branches
 4. Money and finance
 5. Regional accounts and finance
 6. Balance of payments
 7. Prices
3. Population and social conditions (yellow covers)
 1. Population
 2. Social conditions
 3. Education and training
 4. Employment
 5. Social protection
 6. Wages and incomes
4. Industry and services (blue covers)
 1. Industry, general
 2. Energy
 3. Iron and steel
 4. Transport and services
5. Agriculture, forestry and fisheries (green covers)
 1. Agriculture, general
 2. Agriculture, production and balances
 3. Agriculture, prices
 4. Agriculture, accounts
 5. Agriculture, structure
 6. Forestry
 7. Fisheries
6. Foreign trade (red covers)
 1. Nomenclature
 2. Community trade, general
 3. Trade with developing countries
9. Miscellaneous (brown covers)
 1. Miscellaneous statistics
 2. Miscellaneous information

**Classification
des publications
de l'Eurostat**

1. **Statistiques générales** (couverture grise)
 1. Statistiques générales
 2. Statistiques régionales générales
 3. Statistiques des pays tiers
 2. **Comptes nationaux, finances et balances des paiements** (couverture violette)
 1. Comptes nationaux
 2. Comptes des secteurs
 3. Comptes des branches
 4. Monnaie et finances
 5. Comptes et finances régionaux
 6. Balances des paiements
 7. Prix
 3. **Population et conditions sociales** (couverture jaune)
 1. Population
 2. Conditions sociales
 3. Éducation et formation
 4. Emploi
 5. Protection sociale
 6. Salaires et revenus
 4. **Industrie et services** (couverture bleue)
 1. Industrie, général
 2. Énergie
 3. Sidérurgie
 4. Transports et services
 5. **Agriculture, forêts et pêche** (couverture verte)
 1. Agriculture, général
 2. Agriculture, production et bilans
 3. Agriculture, prix
 4. Agriculture, comptes
 5. Agriculture, structure
 6. Forêts
 7. Pêche
 6. **Commerce extérieur** (couverture rouge)
 1. Nomenclature
 2. Échanges de la Communauté, général
 3. Échanges avec les pays en voie de développement
 9. **Divers** (couverture brune)
 1. Statistiques diverses
 2. Informations diverses
-

**Classificazione
delle pubblicazioni
dell'Eurostat**

1. **Statistiche generali** (copertina grigia)
 1. Statistiche generali
 2. Statistiche regionali generali
 3. Statistiche dei paesi terzi
 2. **Conti nazionali, finanze e bilancia dei pagamenti** (copertina viola)
 1. Conti nazionali
 2. Conti dei settori
 3. Conti per branca
 4. Statistiche monetarie e finanziarie
 5. Conti e finanze regionali
 6. Bilancia dei pagamenti
 7. Prezzi
 3. **Popolazione e condizioni sociali** (copertina gialla)
 1. Popolazione
 2. Condizioni sociali
 3. Educazione e formazione
 4. Occupazione
 5. Protezione sociale
 6. Salari e redditi
 4. **Industria e servizi** (copertina azzurra)
 1. Industria, generale
 2. Energia
 3. Siderurgia
 4. Trasporti e servizi
 5. **Agricoltura, foreste e pesca** (copertina verde)
 1. Agricoltura in generale
 2. Agricoltura, produzione e bilanci
 3. Agricoltura, prezzi
 4. Agricoltura, conti
 5. Agricoltura, strutture
 6. Foreste
 7. Pesca
 6. **Commercio estero** (copertina rossa)
 1. Nomenclatura
 2. Scambi della Comunità in generale
 3. Scambi con i paesi in via di sviluppo
 9. **Statistiche varie** (copertina marrone)
 1. Statistiche varie
 2. Informazioni varie
-

**Classificatie van
de publikaties
van Eurostat**

1. **Algemene statistiek** (grijze omslag)
 1. Algemene statistiek
 2. Algemene regionale statistiek
 3. Statistiek van derde landen
 2. **Nationale rekeningen, financiën en betalingsbalansen** (paarse omslag)
 1. Nationale rekeningen
 2. Rekeningen van de sectoren
 3. Rekeningen van de branches
 4. Geld en financiën
 5. Regionale rekeningen en financiën
 6. Betalingsbalans
 7. Prijzen
 3. **Bevolking en sociale voorwaarden** (gele omslag)
 1. Bevolking
 2. Sociale omstandigheden
 3. Opleiding en vorming
 4. Werkgelegenheid
 5. Sociale voorzieningen
 6. Lonen en inkomens
 4. **Industrie en dienstverleningen** (blauwe omslag)
 1. Algemene industrie
 2. Energie
 3. IJzer- en staalindustrie
 4. Vervoer en dienstverlening
 5. **Landbouw, bosbouw en visserij** (groene omslag)
 1. Landbouw: Algemeen
 2. Landbouw: Productie en balansen
 3. Landbouw: Prijzen
 4. Landbouw: Rekeningen
 5. Landbouw: Structuur
 6. Bosbouw
 7. Visserij
 6. **Buitenlandse handel** (rode omslag)
 1. Nomenclatuur
 2. Handel van de Gemeenschap: Algemeen
 3. Handel met de ontwikkelingslanden
 9. **Diverse statistieken** (bruine omslag)
 1. Diverse statistieken
 2. Diverse mededelingen
-

Europæiske Fællesskaber – Kommissionen
Europäische Gemeinschaften — Kommission
Ευρωπαϊκές Κοινότητες — Επιτροπή
European Communities — Commission
Communautés européennes — Commission
Comunità europee — Commissione
Europese Gemeenschappen — Commissie

Godstransport med jernbane – 1983
Eisenbahngüterverkehr – 1983
Σιδηροδρομικές μεταφορές εμπορευμάτων – 1983
Carriage of goods by rail – 1983
Transports de marchandises par chemin de fer – 1983
Trasporti di merci per ferrovia – 1983
Goederenvervoer per spoor – 1983

Luxembourg: Office des publications officielles des Communautés européennes

1985 – XXX, 145 p. – 21,0 x 29,7 cm

Industri og tjenesteydelser (blåt omslag)
Industrie und Dienstleistungen (blauer Umschlag)
Βιομηχανία και υπηρεσίες (κυανό εξώφυλλο)
Industry and services (blue cover)
Industrie et services (couverture bleue)
Industria e servizi (copertina azzurra)
Industrie en dienstverleningen (blauwe omslag)

DA/DE/GR/EN/FR/IT/NL

ISBN 92-825-5607-7

Kat. cat.: CA-44-85-032-7C-C

Preis i Luxembourg (moms ikke medregnet) • Öffentliche Preise in Luxembourg (ohne MwSt.) •
Τιμή στο Λουξεμβούργο, χωρίς ΦΠΑ • Price (excluding VAT) in Luxembourg •
Prix publics au Luxembourg, TVA exclue • Prezzi al pubblico nel Lussemburgo, IVA esclusa •
Vastgestelde prijzen in Luxembourg (exclusief BTW)

| | | | | | |
|-----------|----------|------------|----------|-----------|-------|
| ECU 13,31 | BFR 600 | DKR 107 | DM 30 | ΔPX 1 380 | FF 91 |
| HFL 33 | IRL 9.60 | LIT 20 000 | UKL 7.60 | USD 10 | |

Medlemsstaternes statistiske oplysninger over godstransporten med jernbane på den del af hovedbanenettet inden for deres område, der anvendes til offentlig transport.

Statistische Angaben der Mitgliedstaaten über den Güterverkehr auf den in ihrem Hoheitsgebiet dem öffentlichen Verkehr dienenden Haupteisenbahnnetzen.

Στατιστικά στοιχεία των μελών κρατών για στατιστικές σχετικά με τις μεταφορές εμπορευμάτων στα κυριότερα σιδηροδρομικά δίκτυα που βρίσκονται στο έδαφός τους και που εξυπηρετούν τις μετακινήσεις του κοινού.

Statistics referring to the carriage of goods within the Member States on the main railway networks open to public traffic.

Données statistiques relatives aux transports de marchandises sur les réseaux principaux de chemin de fer situés sur le territoire des États membres et ouverts au trafic public.

Statistiche relative ai trasporti di merci sulle reti ferroviarie principali degli stati membri che si trovano sui rispettivi territori e che sono aperte al traffico pubblico.

Statistische gegevens met betrekking tot het goederenvervoer op de hoofdspoorwegnetten van de Lid-Staten die op hun grondgebied voor het openbaar verkeer worden gebruikt.

**Salg og abonnement · Verkauf und Abonnement · Πωλήσεις και συνδρομές · Sales and subscriptions
Vente et abonnements · Vendita e abbonamenti · Verkoop en abonnementen**

BELGIQUE/BELGIË

Moniteur belge/Belgisch Staatsblad
Rue de Louvain 40-42/Leuvensestraat 40-42
1000 Bruxelles/1000 Brussel
Tél. 512 00 26
CCP/Postrekening 000-2005502-27

Sous-dépôts/Agentschappen:

**Librairie européenne/
Europese Boekhandel**
Rue de la Loi 244/Wetstraat 244
1040 Bruxelles/1040 Brussel

CREDOC

Rue de la Montagne 34/Bergstraat 34
Bte 11/Bus 11
1000 Bruxelles/1000 Brussel

DANMARK

Schultz Forlag

Møntergade 21
1116 København K
Tlf: (01) 12 11 95
Girokonto 200 11 95

BR DEUTSCHLAND

Verlag Bundesanzeiger

Breite Straße
Postfach 01 80 06
5000 Köln 1
Tel. (02 21) 20 29-0
Fernschreiber:
ANZEIGER BONN 8 882 595

GREECE

G.C. Eleftheroudakis SA

International Bookstore
4 Nikis Street
Athens
Tel. 322 22 55
Telex 219410 ELEF

Sub-agent for Northern Greece:

Molho's Bookstore
The Business Bookshop
10 Tsimiski Street
Thessaloniki
Tel. 275 271
Telex 412885 LIMO

FRANCE

**Service de vente en France des publications
des Communautés européennes**

Journal officiel
26, rue Desaix
75732 Paris Cedex 15
Tél. (1) 578 61 39

IRELAND

Government Publications Sales Office

Sun Alliance House
Molesworth Street
Dublin 2
Tel. 71 03 09

or by post

Stationery Office

St Martin's House
Waterloo Road
Dublin 4
Tel. 68 90 66

ITALIA

Licosa Spa

Via Lamarmora, 45
Casella postale 552
50 121 Firenze
Tel. 57 97 51
Telex 570466 LICOSA I
CCP 343 509

Subagente:

Libreria scientifica Lucio de Biasio -AEIOU
Via Meravigli, 16
20 123 Milano
Tel. 80 76 79

GRAND-DUCHÉ DE LUXEMBOURG

**Office des publications officielles
des Communautés européennes**

5, rue du Commerce
L-2985 Luxembourg
Tél. 49 00 81 - 49 01 91
Télex PUBOF - Lu 1322
CCP 19190-81
CC bancaire BIL 8-109/6003/200

Messageries Paul Kraus

11, rue Christophe Plantin
L-2339 Luxembourg
Tél. 48 21 31
Télex 2515
CCP 49242-63

NEDERLAND

Staatsdrukkerij- en uitgeverijbedrijf

Christoffel Plantijnstraat
Postbus 20014
2500 EA 's-Gravenhage
Tel. (070) 78 99 11

UNITED KINGDOM

HM Stationery Office

HMSO Publications Centre
51 Nine Elms Lane
London SW8 5DR
Tel. 01-211 56 56

Sub-agent:

Alan Armstrong & Associates Ltd
72 Park Road
London NW1 4SH
Tel. 01-723 39 02
Telex 297635 AAALTD G

ESPAÑA

Mundi-Prensa Libros, S.A.

Castello 37
E-28001 Madrid
Tel. (91) 276 02 53 - 275 46 55
Telex 49370-MPLI-E

PORTUGAL

Livraria Bertrand, s.a.r.l.

Rua João de Deus
Venda Nova
Amadora
Tél. 97 45 71
Telex 12709-LITRAN-P

SCHWEIZ/SUISSE/SVIZZERA

Librairie Payot

6, rue Grenus
1211 Genève
Tél. 31 89 50
CCP 12-236

UNITED STATES OF AMERICA

**European Community Information
Service**

2100 M Street, NW
Suite 707
Washington, DC 20037
Tel. (202) 862 9500

CANADA

Renouf Publishing Co., Ltd

61 Sparks Street
Ottawa
Ontario K1P 5R1
Tel. Toll Free 1 (800) 267 4164
Ottawa Region (613) 238 8985-6
Telex 053-4936

JAPAN

Kinokuniya Company Ltd

17-7 Shinjuku 3-Chome
Shinjuku-ku
Tokyo 160-91
Tel. (03) 354 0131

Journal Department

PO Box 55 Chitose
Tokyo 156
Tel. (03) 439 0124

Pris i Luxembourg (moms ikke medregnet • Öffentliche Preise in Luxemburg (ohne MwSt.)
Τιμή στο Λουξεμβούργο, χωρίς ΦΠΑ • Price (excluding VAT) in Luxembourg • Prix publics au Luxembourg, TVA exclue
Prezzi al pubblico nel Lussemburgo, IVA esclusa • Vastgestelde prijzen in Luxemburg (exclusief BTW)

ECU 13,31 BFR 600 DKR 107 DM 30 ΔPX 1 380 FF 91 HFL 33 IRL 9.60 LIT 20 000 UKL 7.60 USD 10



KONTORET FOR DE EUROPÆISKE FÆLLESSKABERS OFFICIELLE PUBLIKATIONER
AMT FÜR AMTLICHE VERÖFFENTLICHUNGEN DER EUROPÄISCHEN GEMEINSCHAFTEN
ΥΠΗΡΕΣΙΑ ΕΠΙΣΗΜΩΝ ΕΚΔΟΣΕΩΝ ΤΩΝ ΕΥΡΩΠΑΪΚΩΝ ΚΟΙΝΟΤΗΤΩΝ
OFFICE FOR OFFICIAL PUBLICATIONS OF THE EUROPEAN COMMUNITIES
OFFICE DES PUBLICATIONS OFFICIELLES DES COMMUNAUTÉS EUROPÉENNES
UFFICIO DELLE PUBBLICAZIONI UFFICIALI DELLE COMUNITÀ EUROPEE
BUREAU VOOR OFFICIËLE PUBLIKATIES DER EUROPESE GEMEENSCHAPPEN

ISBN 92-825-5607-7



L-2985 Luxembourg

9 789282 556078