

eu
ro
st
at



CARRIAGE OF GOODS 1985

Inland waterways

TRANSPORTS DE MARCHANDISES 1985

Voies navigables intérieures

Theme **Thème**
Services and transport
Services et transports

7

Series **Série**
Accounts, surveys and statistics
Comptes, enquêtes et statistiques

C

OFICINA ESTADÍSTICA DE LAS COMUNIDADES EUROPEAS
DE EUROPÆISKE FÆLLESSKABERS STATISTISKE KONTOR
STATISTISCHES AMT DER EUROPÄISCHEN GEMEINSCHAFTEN
ΣΤΑΤΙΣΤΙΚΗ ΥΠΗΡΕΣΙΑ ΤΩΝ ΕΥΡΩΠΑΪΚΩΝ ΚΟΙΝΟΤΗΤΩΝ
STATISTICAL OFFICE OF THE EUROPEAN COMMUNITIES
OFFICE STATISTIQUE DES COMMUNAUTÉS EUROPÉENNES
ISTITUTO STATISTICO DELLE COMUNITÀ EUROPEE
BUREAU VOOR DE STATISTIEK DER EUROPESE GEMEENSCHAPPEN
SERVIÇO DE ESTATÍSTICA DAS COMUNIDADES EUROPEIAS

L-2920 Luxembourg – Tél. 43011 – Télex : Comeur Lu 3423
B-1049 Bruxelles, bâtiment Berlaymont, rue de la Loi 200 (bureau de liaison) – Tél. 235 1111

Las publicaciones de Eurostat están clasificadas por temas y por series. La clasificación se encuentra al final de la obra. Para mayor información sobre las publicaciones, rogamos se pongan en contacto con Eurostat.

Para los pedidos, diríjense a las oficinas de venta cuyas direcciones figuran en la página interior de la contracubierta.

Eurostats publikationer er klassificeret efter emne og serie. En oversigt herover findes bag i hæftet. Yderligere oplysninger om publikationerne kan fås ved henvendelse til Eurostat.

Bestilling kan afgives til de salgssteder, der er anført på omslagets side 3.

Die Veröffentlichungen von Eurostat sind nach Themenkreisen und Reihen gegliedert. Die Gliederung ist hinten in jedem Band aufgeführt. Genauere Auskünfte über die Veröffentlichungen erteilt Eurostat.

Ihre Bestellungen richten Sie bitte an die Verkaufsbüros, deren Anschriften jeweils auf der dritten Umschlagseite der Veröffentlichungen zu finden sind.

Οι εκδόσεις της Eurostat ταξινομούνται κατά θέμα και κατά σειρά. Η ακριβής ταξινόμηση αναφέρεται στο τέλος κάθε έκδοσης. Για λεπτομερέστερες πληροφορίες σχετικά με τις εκδόσεις, μπορείτε να απευθύνεσθε στην Eurostat.

Για τις παραγγελίες μπορείτε να απευθύνεσθε στα γραφεία πώλησης, των οποίων οι διευθύνσεις αναγράφονται στη σελίδα 3 του εξωφύλλου.

Eurostat's publications are classified according to themes and series. This classification is indicated at the end of the publication. For more detailed information on publications, contact Eurostat.

Orders are obtainable from the sales offices mentioned on the inside back cover.

Les publications de l'Eurostat sont classées par thème et par série. Cette classification est précisée à la fin de l'ouvrage. Pour des informations plus détaillées sur les publications, contactez l'Eurostat.

Pour les commandes, adressez-vous aux bureaux de vente dont les adresses sont indiquées à la page 3 de la couverture.

Le pubblicazioni dell'Eurostat sono classificate per tema e per serie. Tale classificazione è precisata alla fine dell'opera. Per informazioni più dettagliate sulle pubblicazioni rivolgersi all'Eurostat.

Per eventuali ordinazioni rivolgersi a uno degli uffici di vendita i cui indirizzi figurano nella 3ª pagina della copertina.

De publikaties van Eurostat zijn ingedeeld naar onderwerp en serie. Deze indeling is achter in het boek opgenomen. Voor nadere informatie over de publikaties kunt u zich wenden tot Eurostat.

Gelieve bestellingen op te geven bij de verkoopbureaus, waarvan de adressen op bladzijde 3 van de omslag zijn vermeld.

As publicações do Eurostat estão classificadas por tema e por série. Esta classificação está indicada no fim da obra. Para mais informações sobre as publicações é favor contactar Eurostat.

Encomendas: serviços de venda cujos endereços estão indicados na contracapa.

TRANSPORTE DE MERCANCÍAS 1985

Vías navegables interiores

GODSTRANSPORT 1985

Indre vandveje

GÜTERVERKEHR 1985

Binnenwasserstraßen

ΜΕΤΑΦΟΡΕΣ ΕΜΠΟΡΕΥΜΑΤΩΝ 1985

Εσωτερικό πλωτό δίκτυο

CARRIAGE OF GOODS 1985

Inland waterways

TRANSPORTS DE MARCHANDISES 1985

Voies navigables intérieures

TRASPORTI DI MERCI 1985

Via navigabile interna

GOEDERENVERVOER 1985

Binnenwateren

TRANSPORTES DE MERCADORIAS 1985

Vias navegáveis interiores

Una ficha bibliográfica figura al final de la obra
Bibliografiske data findes bagest i denne publikation
Bibliographische Daten befinden sich am Ende der Veröffentlichung
Βιβλιογραφικό σημείωμα δίδεται στο τέλος του βιβλίου
Cataloguing data can be found at the end of this publication
Une fiche bibliographique figure à la fin de l'ouvrage
Una scheda bibliografica figura alla fine del volume
Bibliografiske data bevinden zich aan het einde van deze publikatie
Uma ficha bibliográfica figura no fim da obra

Luxembourg: Office des publications officielles des Communautés européennes, 1987

ISBN 92-825-6926-8

Kat./cat.: CA-48-87-210-9A-C

© CECA – CEE – CEEA, Bruxelles-Luxembourg, 1987

Reproduction autorisée, sauf à des fins commerciales, moyennant mention de la source.

Printed in Belgium

Contenido

| | |
|--|-------|
| Prefacio | IV |
| Notas metodológicas | IV |
| Símbolos y abreviaturas | V |
| Fuentes | V |
| Grupos de mercancías | VI |
| COMENTARIOS Y GRÁFICOS | 1 |
| CUADROS | |
| 1. Tráfico total | |
| 1.1 Tráfico nacional, internacional y de tránsito por grupo de mercancías: toneladas | 15 |
| 1.2 Tráfico nacional, internacional y de tránsito por grupo de mercancías: tkm | 19 |
| 1.3 Tráfico nacional, internacional y de tránsito por nacionalidad del barco: toneladas | 23 |
| 1.4 Tráfico nacional, internacional y de tránsito por nacionalidad del barco: tkm | 38 |
| 1.5 Tráfico total por tipo de barco: toneladas, tkm | 53 |
| 1.6 Tráfico nacional e internacional por relación de tráfico y mes: toneladas ... | 56 |
| 2. Tráfico internacional | |
| 2.1 Tráfico internacional por país y grupo de mercancías: toneladas | 62 |
| 2.2 Tráfico internacional por país y grupo de mercancías: tkm | 74 |
| 2.3 Tráfico internacional por país y nacionalidad del barco: toneladas | 86 |
| 2.4 Tráfico internacional por país y nacionalidad del barco: tkm | 92 |
| 2.5.1 Tráfico internacional por relación y capítulo NST/R: toneladas | 98 |
| 2.5.2 Tráfico internacional por relación y grupo de mercancías: toneladas | 100 |
| 2.6 Tráfico internacional por relación de tráfico: tkm | 104 |
| 3. Tráfico de tránsito | |
| 3.1 Tráfico de tránsito por país y grupo de mercancías: toneladas | 105 |
| 3.2 Tráfico de tránsito por país y grupo de mercancías: tkm | 118 |
| 3.3 Tráfico de tránsito por país y nacionalidad del barco: toneladas | 136 |
| 3.4 Tráfico de tránsito por país y nacionalidad del barco: tkm | 143 |
| 4. Tráfico nacional | |
| 4.1 Tráfico nacional por longitud de recorrido y grupo de mercancías: toneladas | 153 |
| 4.2 Tráfico nacional por longitud de recorrido y grupo de mercancías: tkm | 155 |
| 5. Tráfico regional | |
| 5.1 Tráfico nacional por región: toneladas | 157 |
| 5.2 Tráfico nacional por región y grupo de mercancías: toneladas | 160 |

Prefacio

La Oficina Estadística de las Comunidades Europeas publica los resultados estadísticos de los transportes de mercancías por vías navegables interiores efectuadas con arreglo a lo dispuesto en la Directiva 80/1119/CEE del Consejo, de 17 de noviembre de 1980.

La Oficina Estadística de las Comunidades Europeas agradece a los servicios de estadísticas de transportes y a las administraciones de los Estados miembros su activa colaboración.

Luxemburgo, febrero de 1987

Notas metodológicas

Base jurídica

Directiva 80/1119/CEE del Consejo, de 17 de noviembre de 1980 (DO L 339 de 15. 12. 1980, p. 30).

Ámbito de aplicación

Los Estados miembros que dispongan de una o varias vías navegables interiores procederán a hacer encuestas estadísticas de los transportes efectuados con barcos de navegación interior, con independencia del país de inscripción o de matriculación.

La Directiva no se aplicará:

- a los transportes de mercancías efectuados por barcos de menos de 50 toneladas de carga máxima,
- a los barcos destinados principalmente al transporte de pasajeros,
- a los transbordadores,
- a los barcos utilizados únicamente con fines no comerciales por las administraciones portuarias o los poderes públicos,
- a los barcos utilizados únicamente para el abastecimiento de combustible o el almacenamiento,
- a los barcos no dedicados al transporte de mercancías, tales como los barcos de pesca, las dragas, los talleres flotantes, los barcos vivienda y los barcos de recreo.

Los Estados miembros cuyo conjunto de mercancías transportadas anualmente por vía navegable interior en tráfico internacional o en tránsito no exceda de 1 millón de toneladas, quedarán dispensados de la obligación de facilitar los datos.

Nota general

Para 1985 se dispone de los cuadros siguientes:

| Número de Directiva ¹ | Estados miembros de que existen datos disponibles | Número de Directiva ¹ | Estados miembros de que existen datos disponibles |
|----------------------------------|---|----------------------------------|---|
| 1A | D, F, I, N, B, L | 6B | D, F, N, B, L |
| 1B | D, F, I, N, B, L | 7A | D, F, N, B, L |
| 2 | D, F, N, B | 7B | D, F, N, B, L |
| 3 | D, F, N, B | 8A | D, F, N, B, L |
| 4A | D, F, I, N, B | 8B | D, F, N, B, L |
| 4B | D, F, I, N, B | 9 | D, F, N, B, L |
| 5A | D, F, N, B, L | 10A | D, F, N, B, L |
| 5B | D, F, N, B, L | 10B | D, F, N, B, L |
| 6A | D, F, N, B, L | 11 | D, F, N, B, L |

Los cuadros EUR comprenden el total de los Estados miembros disponibles.

República Federal de Alemania

En los datos se incluyen ciertos transportes por barcos de navegación marítima; este transporte representa menos del 1 % del volumen total.

Países Bajos

Cuadros 1A y 1B: incluye los transportes regulares y los transportes de campaña.

Cuadros 2, 3, 4A y 4B: comprende los transportes regulares, pero sin los transportes de campaña.

¹ Estos números de Directiva se reproducen entre paréntesis al lado del número de cuadro.

Símbolos y abreviaturas

- Nada
- 0 Dato inferior a la mitad de la unidad utilizada
- : Dato no disponible
- . No se aplica
- Mio Millón
- t Tonelada métrica
- tkm Tonelada-kilómetro

Debido al redondeo de datos, ciertos totales pueden presentar una desviación con respecto a la suma de los elementos correspondientes.

Fuentes

- | | |
|-------------------|--|
| R. F. de Alemania | - Statistisches Bundesamt |
| Francia | - Office national de la navigation |
| Italia | - Ministero dei trasporti |
| Países Bajos | - Centraal Bureau voor de Statistiek |
| Bélgica | - Institut national de statistique Nationaal Instituut voor de Statistiek |
| Luxemburgo | - Service central de la statistique et des études économiques |

Grupos de mercancías

| Grupos de mercancías | Partida de la NST/R ¹ | Grupos de la NST/R ¹ | Descripción |
|----------------------|----------------------------------|---------------------------------|---|
| 1 | 0 | 01 | Cereales |
| 2 | | 02, 03 | Patatas, otras legumbres frescas o congeladas, fruta fresca |
| 3 | | 00, 06 | Animales vivos, remolachas azucareras |
| 4 | | 05 | Madera y corcho |
| 5 | | 04, 09 | Materiales textiles y residuos, otras materias primas de origen animal o vegetal |
| 6 | 1 | 11, 12, 13, 14, 16, 17 | Productos alimenticios y forrajes |
| 7 | | 18 | Oleaginosos |
| 8 | 2 | 21, 22, 23 | Combustibles minerales sólidos |
| 9 | 3 | 31 | Petróleo crudo |
| 10 | | 32, 33, 34 | Productos del petróleo |
| 11 | 4 | 41, 46 | Minerales de hierro, chatarras, cenizas de altos hornos |
| 12 | | 45 | Minerales y residuos no ferrosos |
| 13 | 5 | 51, 52, 53, 54, 55, 56 | Productos metalúrgicos |
| 14 | 6 | 64, 69 | Cementos, cales, materiales de construcción manufacturados |
| 15 | | 61, 62, 63, 65 | Minerales brutos o manufacturados |
| 16 | 7 | 71, 72 | Abonos naturales o manufacturados |
| 17 | 8 | 83 | Productos carboquímicos, alquitranes |
| 18 | | 81, 82, 89 | Productos químicos, salvo carboquímicos y alquitranes |
| 19 | | 84 | Celulosa y residuos |
| 20 | 9 | 91, 92, 93 | Vehículos y material de transporte, máquinas, motores incluso desmontados, y piezas |
| 21 | | 94 | Artículos metálicos |
| 22 | | 95 | Cristal, vidriería, productos cerámicos |
| 23 | | 96, 97 | Cueros, textiles, vestuario, artículos manufacturados diversos |
| 24 | | 99 | Artículos diversos |

¹ Publicación de la Oficina Estadística de las Comunidades Europeas, edición 1968.

| | <i>Side</i> |
|---|-------------|
| Forord | VIII |
| Metodologiske bemærkninger | VIII |
| Tegn og forkortelser | IX |
| Kilder | IX |
| Varegrupper | X |
| KOMMENTARER OG GRAFISKE FREMSTILLINGER | 1 |
| TABELLER | |
| 1. Samlet trafik | |
| 1.1 National og international trafik samt transittrafik efter varegruppe – Tons .. | 15 |
| 1.2 National og international trafik samt transittrafik efter varegruppe – tkm | 19 |
| 1.3 National og international trafik samt transittrafik efter fartøjets nationalitet – Tons | 23 |
| 1.4 National og international trafik samt transittrafik efter fartøjets nationalitet – tkm | 38 |
| 1.5 Samlet trafik efter fartøjets type – Tons, tkm | 53 |
| 1.6 National og international godstransport fordelt efter trafikrelationer og efter måned – Tons | 56 |
| 2. International trafik | |
| 2.1 International trafik efter land og varegruppe – Tons | 62 |
| 2.2 International trafik efter land og varegruppe – tkm | 74 |
| 2.3 International trafik efter land og fartøjets nationalitet – Tons | 86 |
| 2.4 International trafik efter land og fartøjets nationalitet – tkm | 92 |
| 2.5.1 International trafik efter trafikrelationer og NST/R-kapitel – Tons | 98 |
| 2.5.2 International trafik efter trafikrelationer og varegruppe – Tons | 100 |
| 2.6 International trafik efter trafikrelationer – tkm | 104 |
| 3. Transittrafik | |
| 3.1 Transittrafik efter land og varegruppe – Tons | 105 |
| 3.2 Transittrafik efter land og varegruppe – tkm | 118 |
| 3.3 Transittrafik efter land og fartøjets nationalitet – Tons | 136 |
| 3.4 Transittrafik efter land og fartøjets nationalitet – tkm | 143 |
| 4. National trafik | |
| 4.1 National trafik efter afstand og varegruppe – Tons | 153 |
| 4.2 National trafik efter afstand og varegruppe – tkm | 155 |
| 5. Regional trafik | |
| 5.1 National trafik efter region – Tons | 157 |
| 5.2 National trafik efter region og varegruppe – Tons | 160 |

De europæiske Fællesskabers statistiske Kontor offentliggør de statistiske oplysninger for godstransport ad indre vandveje, som indsamles i overensstemmelse med Rådets direktiv nr. 80/1119/EØF af 17. november 1980.

De europæiske Fællesskabers statistiske Kontor takker medlemsstaternes tjenester for transportstatistik og deres myndigheder for velvilligt samarbejde.

Luxembourg, februar 1987

Metodologiske bemærkninger

Retsgrundlag

Rådets direktiv nr. 80/1119/EØF af 17. november 1980 (EFT L 339 af 15. 12. 1980, s. 30).

Anvendelsesområde

Medlemsstater med en eller flere indre vandveje gennemfører statistiske undersøgelser af transporten med fartøjer beregnet til sejlads ad indre vandveje, uanset registrerings- eller godkendelsesland.

Direktivet finder ikke anvendelse på:

- godstransport med fartøjer på under 50 tons dødvægt
- fartøjer, som hovedsagelig anvendes til transport af passagerer
- færger
- fartøjer, som udelukkende anvendes til ikke-kommercielle formål af havnemyndigheder og offentlige myndigheder
- fartøjer, som udelukkende anvendes til bunkring eller oplagring, eller
- fartøjer, der ikke anvendes til godstransport, såsom fiskefartøjer, opmudringsfartøjer, flydende værksteder, husbåde og lystbåde.

Medlemsstater, hvor den samlede mængde af gods, der årligt transporteres ad indre vandveje i international trafik eller transittrafik, ikke overstiger 1 mio tons, er fritaget for at meddele data.

Almindelige bemærkninger

For 1985 foreligger der følgende tabeller:

| Direktivnr. (1) | Medlemsstater, for hvilke der foreligger oplysninger | Direktivnr. (1) | Medlemsstater, for hvilke der foreligger oplysninger |
|-----------------|--|-----------------|--|
| 1A | D, F, I, N, B, L | 6B | D, F, N, B, L |
| 1B | D, F, I, N, B, L | 7A | D, F, N, B, L |
| 2 | D, F, N, B | 7B | D, F, N, B, L |
| 3 | D, F, N, B | 8A | D, F, N, B, L |
| 4A | D, F, I, N, B | 8B | D, F, N, B, L |
| 4B | D, F, I, N, B | 9 | D, F, N, B, L |
| 5A | D, F, N, B, L | 10A | D, F, N, B, L |
| 5B | D, F, N, B, L | 10B | D, F, N, B, L |
| 6A | D, F, N, B, L | 11 | D, F, N, B, L |

EUR-tabellerne omfatter totalen for de medlemsstater, for hvilke der foreligger oplysninger

Forbundsrepublikken Tyskland

Visse transporter med søgående skibe indgår i dataene; denne transport udgør mindre end 1 % af den samlede transportmængde.

Nederlandene

Tabel 1A og 1B: inklusive rutefart og transport af høstafgrøder.

Tabel 2, 3, 4A og 4B: inklusive rutefart, men eksklusive transport af høstafgrøder.

(1) Direktivnumrene er anført i parentes efter tabelnummeret.

Tegn og forkortelser

- Nul
- 0 Mindre end halvdelen af den anvendte enhed
- : Oplysninger foreligger ikke
- . Ikke relevant
- Mio Million
- t Metrisk ton
- tkm Tonkilometer

Som følge af afrunding kan visse totaler afvige fra summen af de enkelte poster.

Kilder

Forbundsrepublikken

Tyskland

- Statistisches Bundesamt

Frankrig

- Office national de la navigation

Italien

- Ministero dei trasporti

Nederlandene

- Centraal Bureau voor de Statistiek

Belgien

- Institut national de statistique

Nationaal Instituut voor de Statistiek

Luxembourg

- Service central de la statistique et des études économiques

Varegrupper

| Vare-gruppe | Kapitel i NST/R ⁽¹⁾ | Gruppe i NST/R ⁽¹⁾ | Betegnelse |
|-------------|--------------------------------|-------------------------------|---|
| 1 | 0 | 01 | Korn |
| 2 | | 02, 03 | Kartofler, andre friske eller frosne grønsager og friske frugter |
| 3 | | 00, 06 | Levende dyr, sukkerroer |
| 4 | | 05 | Træ og kork |
| 5 | | 04, 09 | Tekstilvarer og affald deraf, andre råmaterialer af animalsk eller vegetabilsk oprindelse |
| 6 | 1 | 11, 12, 13, 14, 16, 17 | Næringsmidler og foderstoffer |
| 7 | | 18 | Olieholdige frø og frugter, fedtstoffer |
| 8 | 2 | 21, 22, 23 | Fast brændsel af mineralsk oprindelse |
| 9 | 3 | 31 | Råolie |
| 10 | | 32, 33, 34 | Mineralolieprodukter |
| 11 | 4 | 41, 46 | Jernmalm, skrot og støv fra højovne |
| 12 | | 45 | Ikke-jernholdige mineraler og affald deraf |
| 13 | 5 | 51, 52, 53, 54, 55, 56 | Produkter fra metalindustrien |
| 14 | 6 | 64, 69 | Cement, kalk, andre byggematerialer, bearbejdede |
| 15 | | 61, 62, 63, 65 | Ubearbejdede eller bearbejdede mineraler |
| 16 | 7 | 71, 72 | Naturlige gødningsstoffer eller bearbejdede gødningsstoffer |
| 17 | 8 | 83 | Kulkemiske produkter, tjære |
| 18 | | 81, 82, 89 | Kemiske produkter, undtagen kulkemiske produkter og tjære |
| 19 | | 84 | Cellulose og affald deraf |
| 20 | 9 | 91, 92, 93 | Køretøjer og transportmidler, maskiner, motorer, også afmonterede, og dele dertil |
| 21 | | 94 | Metalvarer |
| 22 | | 95 | Glas, glasvarer, keramiske produkter |
| 23 | | 96, 97 | Læder, tekstiler, bekledning, diverse bearbejdede varer |
| 24 | | 99 | Diverse varer |

(¹) EF's transportstatistiske varenomenklatur fra De europæiske Fællesskabers statistiske Kontor, 1968-udgaven.

| | <i>Seite</i> |
|---|--------------|
| Vorwort | XII |
| Methodische Erläuterungen | XII |
| Zeichen und Abkürzungen | XIII |
| Quellen | XIII |
| Gütergruppen | XIV |
| KOMMENTARE UND SCHAUBILDER | 1 |
| TABELLEN | |
| 1. Gesamtverkehr | |
| 1.1 Innerstaatlicher, grenzüberschreitender und Durchgangsverkehr nach Gütergruppen – Tonnen | 15 |
| 1.2 Innerstaatlicher, grenzüberschreitender und Durchgangsverkehr nach Gütergruppen – tkm | 19 |
| 1.3 Innerstaatlicher, grenzüberschreitender und Durchgangsverkehr nach Staatszugehörigkeit des Schiffes – Tonnen | 23 |
| 1.4 Innerstaatlicher, grenzüberschreitender und Durchgangsverkehr nach Staatszugehörigkeit des Schiffes – tkm | 38 |
| 1.5 Gesamtverkehr nach Schiffsgattung – Tonnen, tkm | 53 |
| 1.6 Innerstaatlicher und grenzüberschreitender Verkehr nach Verkehrsbeziehungen und Monaten – Tonnen | 56 |
| 2. Grenzüberschreitender Verkehr | |
| 2.1 Grenzüberschreitender Verkehr nach Ländern und Gütergruppen – Tonnen | 62 |
| 2.2 Grenzüberschreitender Verkehr nach Ländern und Gütergruppen – tkm ... | 74 |
| 2.3 Grenzüberschreitender Verkehr nach Ländern und Staatszugehörigkeit des Schiffes – Tonnen | 86 |
| 2.4 Grenzüberschreitender Verkehr nach Ländern und Staatszugehörigkeit des Schiffes – tkm | 92 |
| 2.5.1 Grenzüberschreitender Verkehr nach Verkehrsbeziehungen und Kapiteln der NST/R – Tonnen | 98 |
| 2.5.2 Grenzüberschreitender Verkehr nach Verkehrsbeziehungen und Gütergruppen – Tonnen | 100 |
| 2.6 Grenzüberschreitender Verkehr nach Verkehrsbeziehungen – tkm | 104 |
| 3. Durchgangsverkehr | |
| 3.1 Durchgangsverkehr nach Ländern und Gütergruppen – Tonnen | 105 |
| 3.2 Durchgangsverkehr nach Ländern und Gütergruppen – tkm | 118 |
| 3.3 Durchgangsverkehr nach Ländern und Staatszugehörigkeit des Schiffes – Tonnen | 136 |
| 3.4 Durchgangsverkehr nach Ländern und Staatszugehörigkeit des Schiffes – tkm | 143 |
| 4. Innerstaatlicher Verkehr | |
| 4.1 Innerstaatlicher Verkehr nach Entfernungsabschnitten und Gütergruppen – Tonnen | 153 |
| 4.2 Innerstaatlicher Verkehr nach Entfernungsabschnitten und Gütergruppen – tkm | 155 |
| 5. Regionaler Verkehr | |
| 5.1 Innerstaatlicher Verkehr nach Regionen – Tonnen | 157 |
| 5.2 Innerstaatlicher Verkehr nach Regionen und Gütergruppen – Tonnen | 160 |



Das Statistische Amt der Europäischen Gemeinschaften veröffentlicht die statistischen Daten über den Güterverkehr auf Binnenwasserstraßen, die in Durchführung der Richtlinie Nr. 80/1119/EWG des Rates vom 17. November 1980 erhoben werden.

Das Statistische Amt der Europäischen Gemeinschaften dankt den für die Verkehrsstatistik zuständigen Diensten und den Behörden der Mitgliedstaaten, die sich aktiv an den Arbeiten beteiligt haben.

Luxemburg, Februar 1987

Methodische Erläuterungen

Rechtliche Grundlagen

Richtlinie des Rates Nr. 80/1119/EWG vom 17. November 1980 (ABI. L 339 vom 15. 12. 1980, S. 30).

Anwendungsbereich

Die Mitgliedstaaten, die über eine oder mehrere Binnenwasserstraßen verfügen, führen statistische Erhebungen über den Güterverkehr mit Binnenschiffen durch, wobei das Land, in dem das Schiff registriert oder zugelassen wurde, unerheblich ist.

Diese Richtlinie gilt nicht:

- für den Güterverkehr mit Schiffen von weniger als 50 Tonnen Tragfähigkeit;
- für Schiffe, die hauptsächlich der Personenbeförderung dienen;
- für Fährschiffe;
- für Schiffe, die nur für nichtgewerbliche Zwecke von Hafenverwaltungen oder Behörden benutzt werden;
- für Schiffe, die nur zum Bunkern oder zur Lagerhaltung benutzt werden;
- für nicht für den Güterverkehr eingesetzte Schiffe, wie Fischereifahrzeuge, Baggerschiffe, Werkstattschiffe, Hausboote und Vergnügungsschiffe.

Mitgliedstaaten, deren gesamter Güterverkehr auf Binnenwasserstraßen in grenzüberschreitendem oder Durchgangsverkehr 1 Million Tonnen pro Jahr nicht übersteigt, sind der Meldepflicht entbunden.

Allgemeine Bemerkung

Für 1985 liegen die folgenden Tabellen vor:

| Leitziffer (!) | Mitgliedstaaten, deren Angaben vorliegen | Leitziffer (!) | Mitgliedstaaten, deren Angaben vorliegen |
|----------------|--|----------------|--|
| 1A | D, F, I, N, B, L | 6B | D, F, N, B, L |
| 1B | D, F, I, N, B, L | 7A | D, F, N, B, L |
| 2 | D, F, N, B | 7B | D, F, N, B, L |
| 3 | D, F, N, B | 8A | D, F, N, B, L |
| 4A | D, F, I, N, B | 8B | D, F, N, B, L |
| 4B | D, F, I, N, B | 9 | D, F, N, B, L |
| 5A | D, F, N, B, L | 10A | D, F, N, B, L |
| 5B | D, F, N, B, L | 10B | D, F, N, B, L |
| 6A | D, F, N, B, L | 11 | D, F, N, B, L |

Die EUR-Tabellen enthalten jeweils den Gesamtwert für die Mitgliedstaaten, deren Zahlenmaterial vorliegt.

BR Deutschland

Bestimmte Transporte auf Seeschiffen sind in den Angaben enthalten, der entsprechende Verkehr stellt weniger als 1 % des Gesamtvolumens dar.

Niederlande

Die Tabellen 1A und 1B enthalten Regelverkehr und Saisonverkehr.

Die Tabellen 2, 3, 4A und 4B enthalten den Regelverkehr, nicht jedoch den Saisonverkehr.

(!) Die angegebenen Leitziffern werden neben den Tabellennummern in Klammern angegeben.

Zeichen und Abkürzungen

- Nichts
- 0 Weniger als die Hälfte der verwendeten Einheit
- : Kein Nachweis vorhanden
- . Entfällt (nicht zutreffend)
- Mio Millionen
- t Metrische Tonnen
- tkm Tonnenkilometer

Aus Gründen der Zahlenrundungen kann es vorkommen, daß die Gesamtwerte von der Summe der entsprechenden Einzelwerte abweichen.

Quellen

- | | |
|----------------|--|
| BR Deutschland | – Statistisches Bundesamt |
| Frankreich | – Office national de la navigation |
| Italien | – Ministero dei trasporti |
| Niederlande | – Centraal Bureau voor de Statistiek |
| Belgien | – Institut national de statistique Nationaal Instituut voor de Statistiek |
| Luxemburg | – Service central de la statistique et des études économiques |

DE

Gütergruppen



| Gütergruppen | Kapitel NST/R ⁽¹⁾ | Gruppen NST/R ⁽¹⁾ | Bezeichnung |
|--------------|------------------------------|------------------------------|---|
| 1 | 0 | 01 | Getreide |
| 2 | | 02, 03 | Kartoffeln, frische Früchte, sonstiges frisches und gefrorenes Gemüse |
| 3 | | 00, 06 | Lebende Tiere, Zuckerrüben |
| 4 | | 05 | Holz und Kork |
| 5 | | 04, 09 | Spinnstoffe und Textilabfälle, andere pflanzliche, tierische und verwandte Rohstoffe |
| 6 | 1 | 11, 12, 13, 14, 16, 17 | Andere Nahrungs- und Futtermittel |
| 7 | | 18 | Ölsaaten, Ölfrüchte und Fette |
| 8 | 2 | 21, 22, 23 | Feste mineralische Brennstoffe |
| 9 | 3 | 31 | Rohes Erdöl |
| 10 | | 32, 33, 34 | Mineralölerzeugnisse |
| 11 | 4 | 41, 46 | Eisenerze, Eisen- und Stahlabfälle und -schrott, Hochofenstaub, Schwefelkiesabbrände |
| 12 | | 45 | NE-Metallerze und Abfälle von NE-Metallen |
| 13 | 5 | 51, 52, 53, 54, 55, 56 | Eisen, Stahl und NE-Metalle (einschließlich Halbzeug) |
| 14 | 6 | 64, 69 | Zement, Kalk, verarbeitete Baustoffe |
| 15 | | 61, 62, 63, 65 | Steine und Erden |
| 16 | 7 | 71, 72 | Natürliche oder chemische Düngemittel |
| 17 | 8 | 83 | Grundstoffe der Kohle- und Petrochemie, Teere |
| 18 | | 81, 82, 89 | Chemische Erzeugnisse, ausgenommen Grundstoffe der Kohle- und Petrochemie sowie Teere |
| 19 | | 84 | Zellstoff, Altpapier |
| 20 | 9 | 91, 92, 93 | Fahrzeuge und Beförderungsmittel, Maschinen, Motoren, auch zerlegt und Einzelteile |
| 21 | | 94 | Metallwaren, einschließlich EBM-Waren |
| 22 | | 95 | Glas, Glaswaren, keramische und andere mineralische Erzeugnisse |
| 23 | | 96, 97 | Leder, Textilien, Bekleidung, sonstige Halb- und Fertigwaren |
| 24 | | 99 | Sonstige Waren |

⁽¹⁾ Veröffentlichung des Statistischen Amtes der Europäischen Gemeinschaften, Ausgabe 1968.

| | |
|---|-------|
| Πρόλογος | XVI |
| Μεθοδολογικές σημειώσεις | XVI |
| Σύμβολα και συντμήσεις | XVII |
| Πηγές | XVII |
| Ομάδες εμπορευμάτων | XVIII |
| ΣΧΟΛΙΑ ΚΑΙ ΓΡΑΦΙΚΕΣ ΠΑΡΑΣΤΑΣΕΙΣ | 1 |
| ΠΙΝΑΚΕΣ | |
| 1. Συνολικές μεταφορές | |
| 1.1 Διακίνηση σε εθνικό και διεθνές επίπεδο και διαμετακόμιση, κατά ομάδα εμπορευμάτων – σε τόνους | 15 |
| 1.2 Διακίνηση σε εθνικό επίπεδο και διαμετακόμιση, κατά ομάδα εμπορευμάτων – σε τονοχιλιόμετρα (tkm) | 19 |
| 1.3 Διακίνηση σε εθνικό και διεθνές επίπεδο και διαμετακόμιση, κατά εθνικότητα σκάφους – σε τόνους | 23 |
| 1.4 Διακίνηση σε εθνικό και διεθνές επίπεδο και διαμετακόμιση, κατά εθνικότητα σκάφους – σε τονοχιλιόμετρα | 38 |
| 1.5 Συνολική διακίνηση, κατά τύπο σκάφους – σε τόνους, τονοχιλιόμετρα | 53 |
| 1.6 Διακίνηση σε εθνικό και διεθνές επίπεδο, κατά συγκοινωνιακή σύνδεση – σε τόνους | 56 |
| 2. Διεθνείς μεταφορές | |
| 2.1 Διακίνηση σε διεθνές επίπεδο, κατά χώρα και ομάδα εμπορευμάτων – σε τόνους | 62 |
| 2.2 Διακίνηση σε διεθνές επίπεδο, κατά χώρα και ομάδα εμπορευμάτων – σε τονοχιλιόμετρα | 74 |
| 2.3 Διακίνηση σε διεθνές επίπεδο, κατά χώρα και εθνικότητα σκάφους – σε τόνους | 86 |
| 2.4 Διακίνηση σε διεθνές επίπεδο, κατά χώρα και εθνικότητα σκάφους – σε τονοχιλιόμετρα | 92 |
| 2.5.1 Διακίνηση σε διεθνές επίπεδο, κατά συγκοινωνιακή σύνδεση και τμήμα της ενιαίας ονοματολογίας των εμπορευμάτων για τις στατιστικές μεταφορών/αναθεωρημένης (NST/R) – σε τόνους | 98 |
| 2.5.2 Διακίνηση σε διεθνές επίπεδο σε συσχετισμό και κατά ομάδα εμπορευμάτων – σε τόνους | 100 |
| 2.6 Διακίνηση σε διεθνές επίπεδο, κατά συγκοινωνιακή σύνδεση – σε τονοχιλιόμετρα | 104 |
| 3. Διαμετακομιστικές μεταφορές | |
| 3.1 Διαμετακομιστική διακίνηση, κατά χώρα και ομάδα εμπορευμάτων – σε τόνους | 105 |
| 3.2 Διαμετακομιστική διακίνηση, κατά χώρα και ομάδα εμπορευμάτων – σε τονοχιλιόμετρα | 118 |
| 3.3 Διαμετακομιστική διακίνηση, κατά χώρα και εθνικότητα σκάφους – σε τόνους | 136 |
| 3.4 Διαμετακομιστική διακίνηση, κατά χώρα και εθνικότητα σκάφους – σε τονοχιλιόμετρα | 143 |
| 4. Εθνικές μεταφορές | |
| 4.1 Διακίνηση σε εθνικό επίπεδο, κατά τάξη απόστασης και ομάδα εμπορευμάτων – σε τόνους | 153 |
| 4.2 Διακίνηση σε εθνικό επίπεδο, κατά τάξη απόστασης και ομάδα εμπορευμάτων – σε τονοχιλιόμετρα | 155 |
| 5. Περιφερειακές μεταφορές | |
| 5.1 Διακίνηση σε εθνικό επίπεδο, κατά περιφέρεια – σε τόνους | 157 |
| 5.2 Διακίνηση σε εθνικό επίπεδο, κατά περιφέρεια και ομάδα εμπορευμάτων – σε τόνους | 160 |

Η Στατιστική Υπηρεσία των Ευρωπαϊκών Κοινοτήτων δημοσιεύει τα στατιστικά αποτελέσματα τα σχετικά με τις μεταφορές εμπορευμάτων μέσω του εσωτερικού πλωτού δικτύου. Η συλλογή των στοιχείων αυτών έχει γίνει σύμφωνα με την οδηγία του Συμβουλίου αριθ. 80/1119/ΕΟΚ, της 17ης Νοεμβρίου 1980.

Η Στατιστική Υπηρεσία των Ευρωπαϊκών Κοινοτήτων διαβιβάζει τις ευχαριστίες της στις στατιστικές υπηρεσίες μεταφορών και τους αντίστοιχους φορείς των κρατών μελών για την ενεργό συνεργασία τους.

Λουξεμβούργο, Φεβρουάριος 1987



Μεθοδολογικές σημειώσεις

Νομική βάση

Οδηγία του Συμβουλίου αριθ. 80/1119/ΕΟΚ, της 17ης Νοεμβρίου 1980 (ΕΕ L 339 της 15. 12. 1980. σελ. 30).

Πεδίο εφαρμογής

Τα κράτη μέλη που διαθέτουν μια ή περισσότερες εσωτερικές πλωτές οδούς διεξάγουν στατιστικές έρευνες για τις μεταφορές που πραγματοποιήθηκαν με σκάφη εσωτερικής ναυσιπλοΐας, ανεξάρτητα από τη χώρα νηολόγησής τους.

Η οδηγία δεν εφαρμόζεται στις παρακάτω περιπτώσεις:

- στις μεταφορές εμπορευμάτων που πραγματοποιήθηκαν με σκάφη κάτω από 50 τόνους μεικτού φορτίου,
- στα σκάφη που χρησιμοποιούνται κυρίως για τη μεταφορά επιβατών,
- στα πορθμεία,
- στα σκάφη που χρησιμοποιούνται μόνο για μη εμπορικούς σκοπούς, από τις λιμενικές υπηρεσίες ή τις δημόσιες αρχές,
- στα σκάφη που χρησιμοποιούνται αποκλειστικά για τον ανεφοδιασμό με καύσιμα ή για αποθήκευση,
- στα σκάφη που δεν προορίζονται για τη μεταφορά εμπορευμάτων, όπως τα αλιευτικά, οι βυθοκόροι, τα πλωτά συνεργεία, τα σκάφη που χρησιμοποιούνται για κατοικία και τα σκάφη αναψυχής.

Τα κράτη μέλη των οποίων το σύνολο των εμπορευμάτων που μεταφέρονται ετησίως μέσω του εσωτερικού πλωτού δικτύου για διεθνείς ή διαμετακομιστικές μεταφορές δεν υπερβαίνει το 1 εκατομμύριο τόνους, δεν είναι υποχρεωμένα να παρέχουν τα δεδομένα αυτά.

Γενική σημείωση

Για το 1985, υπάρχουν οι παρακάτω πίνακες:

| Αριθμός οδηγίας (*) | Κράτη μέλη για τα οποία υπάρχουν στοιχεία | Αριθμός οδηγίας (*) | Κράτη μέλη για τα οποία υπάρχουν στοιχεία |
|---------------------|---|---------------------|---|
| 1A | D,F,I,N,B,L | 6B | D,F,N,B,L |
| 1B | D,F,I,N,B,L | 7A | D,F,N,B,L |
| 2 | D,F,N,B | 7B | D,F,N,B,L |
| 3 | D,F,N,B | 8A | D,F,N,B,L |
| 4A | D,F,I,N,B | 8B | D,F,N,B,L |
| 4B | D,F,I,N,B | 9 | D,F,N,B,L |
| 5A | D,F,N,B,L | 10A | D,F,N,B,L |
| 5B | D,F,N,B,L | 10B | D,F,N,B,L |
| 6A | D,F,N,B,L | 11 | D,F,N,B,L |

ΟΔ Γερμανίας

Στα στοιχεία περιλαμβάνονται και μερικές θαλάσσιες μεταφορές, οι οποίες αντιπροσωπεύουν λιγότερο από το 1 % του συνολικού όγκου.

Κάτω Χώρες

Πίνακες 1A και 1B: περιλαμβάνονται οι συνήθεις μεταφορές και οι μεταφορές συγκομιδής.

Πίνακες 2, 3, 4A και 4B: περιλαμβάνονται οι συνήθεις μεταφορές, χωρίς τις μεταφορές συγκομιδής.

(*) Οι αριθμοί οδηγίας μπαίνουν σε παρένθεση δίπλα στον αριθμό του πίνακα.

Σύμβολα και συντμήσεις

- Ουδέν
- 0 Στοιχείο μικρότερο από το μισό της χρησιμοποιούμενης μονάδας
- : Μη διαθέσιμο στοιχείο
- . Δεν εφαρμόζεται
- Mio Εκατομμύριο
- t Μετρικός τόνος
- tkm Τονοχιλιόμετρο

Λόγω στρογγυλοποίησης των δεδομένων, ορισμένα σύνολα μπορεί να παρουσιάζουν απόκλιση από το άθροισμα των αντίστοιχων στοιχείων.

Πηγές

- | | |
|------------------|--|
| ΟΔ της Γερμανίας | - Statistisches Bundesamt |
| Γαλλία | - Office national de la navigation |
| Ιταλία | - Ministero dei trasporti |
| Κάτω Χώρες | - Centraal Bureau voor de Statistiek |
| Βέλγιο | - Institut national de statistique Nationaal Instituut voor de Statistiek |
| Λουξεμβούργο | - Service central de la statistique et des études économiques |

GR

Ομάδες εμπορευμάτων

| Ομάδες εμπορευμάτων | Κεφάλαιο της NST/R ⁽¹⁾ | Ομάδες της NST/R ⁽¹⁾ | Περιγραφή |
|---------------------|-----------------------------------|---------------------------------|---|
| 1 | 0 | 01 | Δημητριακά |
| 2 | | 02, 03 | Πατάτες, άλλα νωπά ή κατεψυγμένα λαχανικά, νωπά φρούτα |
| 3 | | 00, 06 | Ζώντα ζώα, ζαχαρότευτλα |
| 4 | | 05 | Ξύλο και φελλός |
| 5 | | 04, 09 | Υφάνσιμες ύλες και κατάλοιπα, άλλες πρώτες ύλες ζωικής ή φυτικής προέλευσης |
| 6 | 1 | 11, 12, 13, 14, 16, 17 | Τρόφιμα και κτηνοτροφές |
| 7 | | 18 | Ελαιούχα προϊόντα |
| 8 | 2 | 21, 22, 23 | Στερεά ορυκτά καύσιμα |
| 9 | 3 | 31 | Ακάθαρτο πετρέλαιο |
| 10 | | 32, 33, 34 | Πετρελαϊκά προϊόντα |
| 11 | 4 | 41, 46 | Σιδηρομεταλλεύματα, παλαιοσίδηρος, σκόνες υψικαμίνων |
| 12 | | 45 | Μη σιδηρούχα μεταλλεύματα και κατάλοιπα |
| 13 | 5 | 51, 52, 53, 54, 55, 56 | Μεταλλουργικά προϊόντα |
| 14 | 6 | 64, 69 | Τσιμέντα, άσβεστος, επεξεργασμένα οικοδομικά υλικά |
| 15 | | 61, 62, 63, 65 | Ακατέργαστα ή επεξεργασμένα ορυκτά |
| 16 | 7 | 71, 72 | Φυσικά ή παρασκευασμένα λιπάσματα |
| 17 | 8 | 83 | Πετροχημικά προϊόντα, άσφαλτος |
| 18 | | 81, 82, 89 | Χημικά προϊόντα, εκτός πετροχημικών προϊόντων και ασφάλτου |
| 19 | | 84 | Κυτταρίνη και κατάλοιπα |
| 20 | 9 | 91, 92, 93 | Οχήματα και μηχανήματα μεταφορών, μηχανές, κινητήρες, έστω και αποσυναρμολογημένα, και εξαρτήματα |
| 21 | | 94 | Μεταλλικά είδη |
| 22 | | 95 | Γυαλί, προϊόντα υαλουργίας, κεραμικά προϊόντα |
| 23 | | 96, 97 | Δέρματα, υφάσματα, ενδύματα, διάφορα είδη μεταποίησης |
| 24 | | 99 | Διάφορα είδη |

(¹) Δημοσίευση της Στατιστικής Υπηρεσίας των Ευρωπαϊκών Κοινοτήτων, έκδοση 1968.

Contents

| | <i>Page</i> |
|--|-------------|
| Preface | XX |
| Methodological notes | XX |
| Symbols and abbreviations | XXI |
| Sources | XXI |
| Groups of goods | XXII |
| | |
| COMMENTS AND GRAPHS | 1 |
| | |
| TABLES | |
| | |
| 1. Total traffic | |
| 1.1 National, international and transit traffic by group of goods – Tonnes | 15 |
| 1.2 National, international and transit traffic by group of goods – tkm | 19 |
| 1.3 National, international and transit traffic by nationality of vessel – Tonnes .. | 23 |
| 1.4 National, international and transit traffic by nationality of vessel – tkm | 38 |
| 1.5 Total traffic by type of vessel – Tonnes, tkm | 53 |
| 1.6 National and international traffic by link and month – Tonnes | 56 |
| | |
| 2. International traffic | |
| 2.1 International traffic by country and group of goods – Tonnes | 62 |
| 2.2 International traffic by country and group of goods – tkm | 74 |
| 2.3 International traffic by country and nationality of vessel – Tonnes | 86 |
| 2.4 International traffic by country and nationality of vessel – tkm | 92 |
| 2.5.1 International traffic by link and NST/R chapter – Tonnes | 98 |
| 2.5.2 International traffic by link and group of goods – Tonnes | 100 |
| 2.6 International traffic by link – tkm | 104 |
| | |
| 3. Transit | |
| 3.1 Transit traffic by country and group of goods – Tonnes | 105 |
| 3.2 Transit traffic by country and group of goods – tkm | 118 |
| 3.3 Transit traffic by country and nationality of vessel – Tonnes | 136 |
| 3.4 Transit traffic by country and nationality of vessel – tkm | 143 |
| | |
| 4. National traffic | |
| 4.1 National traffic by distance class and group of goods – Tonnes | 153 |
| 4.2 National traffic by distance class and group of goods – tkm | 155 |
| | |
| 5. Regional traffic | |
| 5.1 National traffic by region – Tonnes | 157 |
| 5.2 National traffic by region and group of goods – Tonnes | 160 |

EN

Preface

The Statistical Office of the European Communities publishes the statistical results in respect of the carriage of goods by inland waterway in accordance with Council Directive No 80/1119/EEC of 17 November 1980.

The Statistical Office of the European Communities wishes to thank the departments dealing with transport statistics and the appropriate authorities of the Member States for their active cooperation.

Luxembourg, February 1987

EN

Methodological notes

Legal basis

Council Directive No 80/1119/EEC of 17 November 1980 (OJ No L 339 of 15. 12. 1980, p. 30).

Application

Member States with one or more inland waterways carry out statistical surveys of carriage by inland waterway vessels, irrespective of the country in which they are registered or licensed.

The Directive does not apply to:

- the carriage of goods by vessels of less than 50 deadweight tonnes,
- vessels used principally for the carriage of passengers,
- vessels used for ferrying purposes,
- vessels used solely for non-commercial purposes by the port administrations and public authorities,
- vessels used solely for bunkering or storage,
- vessels not used for the carriage of goods, such as fishery vessels, dredgers, floating workshops, houseboats and pleasure craft.

Member States in which the total volume of goods transported annually by inland waterways in international or transit traffic does not exceed one million tonnes are not obliged to supply data.

General note

For 1985, the following tables are available:

| Number in the Directive (1) | Member States for which data are available | Number in the Directive (1) | Member States for which data are available |
|-----------------------------|--|-----------------------------|--|
| 1A | D, F, I, N, B, L | 6B | D, F, N, B, L |
| 1B | D, F, I, N, B, L | 7A | D, F, N, B, L |
| 2 | D, F, N, B | 7B | D, F, N, B, L |
| 3 | D, F, N, B | 8A | D, F, N, B, L |
| 4A | D, F, I, N, B | 8B | D, F, N, B, L |
| 4B | D, F, I, N, B | 9 | D, F, N, B, L |
| 5A | D, F, N, B, L | 10A | D, F, N, B, L |
| 5B | D, F, N, B, L | 10B | D, F, N, B, L |
| 6A | D, F, N, B, L | 11 | D, F, N, B, L |

The EUR tables comprise the total for the Member States available.

Federal Republic of Germany

Some transport by seagoing vessels – accounting for less than 1 % of the total volume – is included in the data.

Netherlands

Tables 1A and 1B include regular services and seasonal traffic.

Tables 2, 3, 4A and 4B include regular services but not seasonal traffic.

(1) These numbers used in the Directive are given in brackets beside the table number.

Symbols and abbreviations

| | |
|-----|-------------------------------------|
| – | Nil |
| 0 | Amount less than half the unit used |
| : | Data not available |
| . | Not applicable |
| Mio | Million |
| t | Tonne |
| tkm | Tonne-kilometre |

Because the data have been rounded off, some totals may not be the sum of the corresponding elements.

Sources

Federal Republic of Germany

– Statistisches Bundesamt

France

– Office national de la navigation

Italy

– Ministero dei trasporti

Netherlands

– Centraal Bureau voor de Statistiek

Belgium

– Institut national de statistique

Nationaal Instituut voor de Statistiek

Luxembourg

– Service central de la statistique et des études économiques

EN

Groups of goods

| Groups of goods | NST/R ¹ Chapter | NST/R ¹ groups | Description |
|-----------------|----------------------------|---------------------------|---|
| 1 | 0 | 01 | Cereals |
| 2 | | 02, 03 | Potatoes, other fresh or frozen fruit and vegetables |
| 3 | | 00, 06 | Live animals, sugar beet |
| 4 | | 05 | Wood and cork |
| 5 | | 04, 09 | Textiles, textile articles and man-made fibres, other raw animal and vegetable materials |
| 6 | 1 | 11, 12, 13, 14, 16, 17 | Foodstuffs and animal fodder |
| 7 | | 18 | Oil seeds and oleaginous fruits and fats |
| 8 | 2 | 21, 22, 23 | Solid mineral fuels |
| 9 | 3 | 31 | Crude petroleum |
| 10 | | 32, 33, 34 | Petroleum products |
| 11 | 4 | 41, 46 | Iron ore, iron and steel waste and blast furnace dust |
| 12 | | 45 | Non-ferrous ores and waste |
| 13 | 5 | 51, 52, 53, 54, 55, 56 | Metal products |
| 14 | 6 | 64, 69 | Cement, lime, manufactured building materials |
| 15 | | 61, 62, 63, 65 | Crude and manufactured minerals |
| 16 | 7 | 71, 72 | Natural and chemical fertilizers |
| 17 | 8 | 83 | Coal chemicals, tar |
| 18 | | 81, 82, 89 | Chemicals other than coal chemicals and tar |
| 19 | | 84 | Paper pulp and waste paper |
| 20 | 9 | 91, 92, 93 | Transport equipment, machinery, apparatus, engines, whether or not assembled, and parts thereof |
| 21 | | 94 | Manufactures of metal |
| 22 | | 95 | Glass, glassware, ceramic products |
| 23 | | 96, 97 | Leather, textile, clothing, other manufactured articles |
| 24 | | 99 | Miscellaneous articles |

¹ Published by the Statistical Office of the European Communities (French version 1968).

| | <i>Page</i> |
|---|-------------|
| Préface | XXIV |
| Notes méthodologiques | XXIV |
| Symboles et abréviations | XXV |
| Sources | XXV |
| Groupes de marchandises | XXVI |
| COMMENTAIRES ET GRAPHIQUES | 1 |
| TABLEAUX | |
| 1. Trafic total | |
| 1.1 Trafic national, international et de transit par groupe de marchandises – tonnes | 15 |
| 1.2 Trafic national, international et de transit par groupe de marchandises – tkm | 19 |
| 1.3 Trafic national, international et de transit par nationalité du bateau – tonnes | 23 |
| 1.4 Trafic national, international et de transit par nationalité du bateau – tkm | 38 |
| 1.5 Trafic total par type de bateau – tonnes, tkm | 53 |
| 1.6 Trafic national et international par relation et mois – tonnes | 56 |
| 2. Trafic international | |
| 2.1 Trafic international par pays et groupe de marchandises – tonnes | 62 |
| 2.2 Trafic international par pays et groupe de marchandises – tkm | 74 |
| 2.3 Trafic international par pays et nationalité du bateau – tonnes | 86 |
| 2.4 Trafic international par pays et nationalité du bateau – tkm | 92 |
| 2.5.1 Trafic international par relation et chapitre NST/R – tonnes | 98 |
| 2.5.2 Trafic international par relation et groupe de marchandises – tonnes | 100 |
| 2.6 Trafic international par relation – tkm | 104 |
| 3. Trafic de transit | |
| 3.1 Trafic de transit par pays et groupe de marchandises – tonnes | 105 |
| 3.2 Trafic de transit par pays et groupe de marchandises – tkm | 118 |
| 3.3 Trafic de transit par pays et nationalité du bateau – tonnes | 136 |
| 3.4 Trafic de transit par pays et nationalité du bateau – tkm | 143 |
| 4. Trafic national | |
| 4.1 Trafic national par tranche de distance et groupe de marchandises – tonnes | 153 |
| 4.2 Trafic national par tranche de distance et groupe de marchandises – tkm | 155 |
| 5. Trafic régional | |
| 5.1 Trafic national par région – tonnes | 157 |
| 5.2 Trafic national par région et groupe de marchandises – tonnes | 160 |



L'Office statistique des Communautés européennes publie les résultats statistiques des transports de marchandises par voies navigables intérieures relevés en conformité de la directive 80/1119/CEE du Conseil du 17 novembre 1980.

L'Office statistique des Communautés européennes tient à remercier les services de statistiques de transports et les administrations des États membres qui ont bien voulu apporter leur coopération active.

Luxembourg, février 1987

Notes méthodologiques

Base juridique

Directive 80/1119/CEE du Conseil du 17 novembre 1980 (JO n° L 339 du 15. 12. 1980, p. 30).

Champ d'application

Les États membres ayant une ou plusieurs voies navigables intérieures procèdent à des enquêtes statistiques sur les transports effectués à l'aide de bateaux de navigation intérieure, quel qu'en soit le pays d'enregistrement ou d'immatriculation.

La directive ne s'applique pas:

- aux transports de marchandises effectués par des bateaux de moins de 50 tonnes de port en lourd,
- aux bateaux assurant principalement le transport de passagers,
- aux bacs,
- aux bateaux utilisés uniquement à des fins non commerciales par les administrations portuaires ou les pouvoirs publics,
- aux bateaux utilisés uniquement pour l'avitaillement en combustibles ou l'entreposage,
- aux bateaux non affectés au transport de marchandises tels que les bateaux de pêche, bateaux dragueurs, ateliers flottants, bateaux d'habitation et bateaux de plaisance.

Les États membres, dont l'ensemble des marchandises transportées annuellement par voie navigable intérieure en trafic international ou de transit n'excède pas 1 million de tonnes, sont dispensés de l'obligation de fournir les données.

Note générale

Pour 1985, les tableaux suivants sont disponibles:

| Numéro de directive (*) | États membres dont les données sont disponibles | Numéro de directive (*) | États membres dont les données sont disponibles |
|-------------------------|---|-------------------------|---|
| 1A | D, F, I, N, B, L | 6B | D, F, N, B, L |
| 1B | D, F, I, N, B, L | 7A | D, F, N, B, L |
| 2 | D, F, N, B | 7B | D, F, N, B, L |
| 3 | D, F, N, B | 8A | D, F, N, B, L |
| 4A | D, F, I, N, B | 8B | D, F, N, B, L |
| 4B | D, F, I, N, B | 9 | D, F, N, B, L |
| 5A | D, F, N, B, L | 10A | D, F, N, B, L |
| 5B | D, F, N, B, L | 10B | D, F, N, B, L |
| 6A | D, F, N, B, L | 11 | D, F, N, B, L |

Les tableaux EUR comprennent le total des États membres disponibles.

RF d'Allemagne

Certains transports par navire de mer sont compris dans les données; ce transport représente moins de 1 % du volume total.

Pays-Bas

Tableaux 1A et 1B: y inclus les transports réguliers et les transports de campagne.

Tableaux 2, 3, 4A et 4B: y inclus les transports réguliers, mais sans les transports de campagne.

(*) Ces numéros de directive sont repris entre parenthèses à côté du numéro de tableau.

Symboles et abréviations

- Néant
- 0 Donnée inférieure à la moitié de l'unité utilisée
- : Donnée non disponible
- . Ne s'applique pas
- Mio Million
- t Tonne métrique
- tkm Tonne-kilomètre

En raison de l'arrondi des données, certains totaux peuvent présenter un écart avec la somme des éléments correspondants.

Sources

- | | |
|----------------|--|
| RF d'Allemagne | – Statistisches Bundesamt |
| France | – Office national de la navigation |
| Italie | – Ministero dei trasporti |
| Pays-Bas | – Centraal Bureau voor de Statistiek |
| Belgique | – Institut national de statistique Nationaal Instituut voor de Statistiek |
| Luxembourg | – Service central de la statistique et des études économiques |



Groupes de marchandises

| Groupes de marchandises | Chapitre de la NST/R ⁽¹⁾ | Groupes de la NST/R ⁽¹⁾ | Description |
|-------------------------|-------------------------------------|------------------------------------|---|
| 1 | 0 | 01 | Céréales |
| 2 | | 02, 03 | Pommes de terre, autres légumes frais ou congelés, fruits frais |
| 3 | | 00, 06 | Animaux vivants, betteraves à sucre |
| 4 | | 05 | Bois et liège |
| 5 | | 04, 09 | Matières textiles et déchets, autres matières premières d'origine animale ou végétale |
| 6 | 1 | 11, 12, 13, 14, 16, 17 | Denrées alimentaires et fourrages |
| 7 | | 18 | Oléagineux |
| 8 | 2 | 21, 22, 23 | Combustibles minéraux solides |
| 9 | 3 | 31 | Pétrole brut |
| 10 | | 32, 33, 34 | Produits pétroliers |
| 11 | 4 | 41, 46 | Minerais de fer, ferrailles, poussières de hauts fourneaux |
| 12 | | 45 | Minerais et déchets non ferreux |
| 13 | 5 | 51, 52, 53, 54, 55, 56 | Produits métallurgiques |
| 14 | 6 | 64, 69 | Ciments, chaux, matériaux de construction manufacturés |
| 15 | | 61, 62, 63, 65 | Minéraux bruts ou manufacturés |
| 16 | 7 | 71, 72 | Engrais naturels ou manufacturés |
| 17 | 8 | 83 | Produits carbochimiques, goudrons |
| 18 | | 81, 82, 89 | Produits chimiques, excepté produits carbochimiques et goudrons |
| 19 | | 84 | Cellulose et déchets |
| 20 | 9 | 91, 92, 93 | Véhicules et matériel de transport, machines, moteurs, même démontés, et pièces |
| 21 | | 94 | Articles métalliques |
| 22 | | 95 | Verre, verrerie, produits céramiques |
| 23 | | 96, 97 | Cuirs, textiles, habillements, articles manufacturés divers |
| 24 | | 99 | Articles divers |

(¹) Publication de l'Office statistique des Communautés européennes, édition 1968.

| | <i>Pagina</i> |
|--|---------------|
| Prefazione | XXVIII |
| Note metodologiche | XXVIII |
| Simboli e abbreviazioni | XXIX |
| Fonti | XXIX |
| Gruppi di merci | XXX |
| COMMENTI E GRAFICI | 1 |
| TABELLE | |
| 1. Traffico totale | |
| 1.1 Traffico nazionale, internazionale e di transito per gruppo di merci – tonnellate | 15 |
| 1.2 Traffico nazionale, internazionale e di transito per gruppo di merci – tkm ... | 19 |
| 1.3 Traffico nazionale, internazionale e di transito per nazionalità del natante – tonnellate | 23 |
| 1.4 Traffico nazionale, internazionale e di transito per nazionalità del natante – tkm | 38 |
| 1.5 Traffico totale per tipo di nave – tonnellate, tkm | 53 |
| 1.6 Traffico nazionale e internazionale per relazione e mese – tonnellate | 56 |
| 2. Traffico internazionale | |
| 2.1 Traffico internazionale per paese e gruppo di merci – tonnellate | 62 |
| 2.2 Traffico internazionale per paese e gruppo di merci – tkm | 74 |
| 2.3 Traffico internazionale per paese e nazionalità del natante – tonnellate | 86 |
| 2.4 Traffico internazionale per paese e nazionalità del natante – tkm | 92 |
| 2.5.1 Traffico internazionale per relazione e capitolo NST/R – tonnellate | 98 |
| 2.5.2 Traffico internazionale per relazione e gruppo di merci – tonnellate | 100 |
| 2.6 Traffico internazionale per relazione – tkm | 104 |
| 3. Traffico di transito | |
| 3.1 Traffico di transito per paese e gruppo di merci – tonnellate | 105 |
| 3.2 Traffico di transito per paese e gruppo di merci – tkm | 118 |
| 3.3 Traffico di transito per paese e nazionalità del natante – tonnellate | 136 |
| 3.4 Traffico di transito per paese e nazionalità del natante – tkm | 143 |
| 4. Traffico nazionale | |
| 4.1 Traffico nazionale per classe di percorrenza e gruppo di merci – tonnellate | 153 |
| 4.2 Traffico nazionale per classe di percorrenza e gruppo di merci – tkm | 155 |
| 5. Traffico regionale | |
| 5.1 Traffico nazionale per regione – tonnellate | 157 |
| 5.2 Traffico nazionale per regione e gruppo di merci – tonnellate | 160 |

Prefazione

L'Istituto statistico delle Comunità europee pubblica i risultati statistici dei trasporti di merci per vie navigabili interne, conformemente alla direttiva n. 80/1119/CEE del Consiglio, del 17 novembre 1980.

L'Istituto statistico delle Comunità europee ringrazia i servizi che si occupano di statistiche dei trasporti e le amministrazioni degli Stati membri che hanno collaborato fattivamente a questa iniziativa.

Lussemburgo, febbraio 1987

IT

Note metodologiche

Base giuridica

Direttiva n. 80/1119/CEE del Consiglio, del 17 novembre 1980 (GU n. L 339 del 15. 12. 1980, pag. 30).

Applicazione

Gli Stati membri che hanno una o diverse vie navigabili interne svolgono indagini statistiche sui trasporti effettuati a mezzo di natanti di navigazione interna, a prescindere dal paese di registrazione e di immatricolazione.

La direttiva non si applica:

- ai trasporti di merci effettuati da natanti di meno di 50 tonnellate di portata lorda;
- ai natanti utilizzati prevalentemente per il trasporto di passeggeri;
- ai traghetti;
- ai natanti utilizzati esclusivamente per scopi non commerciali delle amministrazioni portuali e dei poteri pubblici;
- ai natanti utilizzati esclusivamente per il rifornimento di combustibile o per deposito;
- ai natanti non adibiti al trasporto di merci, quali i battelli da pesca, le draghe, i laboratori galleggianti, le case-battello, le imbarcazioni da diporto.

Gli Stati membri, il cui volume totale delle merci annualmente trasportate per idrovia navigabile interna in traffico internazionale o di transito non superi un milione di tonnellate, sono esentati dall'obbligo di fornire i dati richiesti dalla direttiva.

Nota generale

Per il 1985 sono disponibili le seguenti tabelle:

| Numero di direttiva (1) | Stati membri di cui sono disponibili i dati | Numero di direttiva (1) | Stati membri di cui sono disponibili i dati |
|-------------------------|---|-------------------------|---|
| 1A | D, F, I, N, B, L | 6B | D, F, N, B, L |
| 1B | D, F, I, N, B, L | 7A | D, F, N, B, L |
| 2 | D, F, N, B | 7B | D, F, N, B, L |
| 3 | D, F, N, B | 8A | D, F, N, B, L |
| 4A | D, F, I, N, B | 8B | D, F, N, B, L |
| 4B | D, F, I, N, B | 9 | D, F, N, B, L |
| 5A | D, F, N, B, L | 10A | D, F, N, B, L |
| 5B | D, F, N, B, L | 10B | D, F, N, B, L |
| 6A | D, F, N, B, L | 11 | D, F, N, B, L |

Le tabelle EUR comprendono il totale dei dati disponibili degli Stati membri.

RF di Germania

Nei dati sono compresi alcuni trasporti effettuati per via marittima. Tali trasporti rappresentano meno dell'1 % del volume totale.

Paesi Bassi

Tabelle 1A e 1B: vi sono compresi i trasporti regolari e i trasporti di campagna.

Tabelle 2, 3, 4A e 4B: vi sono compresi i trasporti regolari, ma non i trasporti di campagna.

(1) I numeri di direttiva sono riportati tra parentesi a lato del numero della tabella.

Simboli e abbreviazioni

- Il fenomeno non esiste
- 0 Dato inferiore alla metà dell'unità indicata
- : Dato non disponibile
- . Non è applicabile
- Mio Milione
- t Tonnellata metrica
- tkm Tonnellata chilometro

A causa dell'arrotondamento dei dati, alcuni totali possono non corrispondere esattamente alla somma degli elementi corrispondenti.

Fonti

- | | |
|----------------|--|
| RF di Germania | - Statistisches Bundesamt |
| Francia | - Office national de la navigation |
| Italia | - Ministero dei trasporti |
| Paesi Bassi | - Centraal Bureau voor de Statistiek |
| Belgio | - Institut national de statistique Nationaal Instituut voor de Statistiek |
| Lussemburgo | - Service central de la statistique et des études économiques |



Gruppi di merci

| Gruppi di merci | Capitolo della NST/R ⁽¹⁾ | Gruppi della NST/R ⁽¹⁾ | Descrizione |
|-----------------|-------------------------------------|-----------------------------------|--|
| 1 | 0 | 01 | Cereali |
| 2 | | 02, 03 | Patate, altri legumi freschi o congelati e frutti freschi |
| 3 | | 00, 06 | Animali vivi, barbabietole da zucchero |
| 4 | | 05 | Legno e sughero |
| 5 | | 04, 09 | Materie tessili e cascami, altre materie prime di origine animale o vegetale |
| 6 | 1 | 11, 12, 13, 14, 16, 17 | Derrate alimentari e foraggiere |
| 7 | | 18 | Oleaginosi |
| 8 | 2 | 21, 22, 23 | Combustibili minerali solidi |
| 9 | 3 | 31 | Petrolio greggio |
| 10 | | 32, 33, 34 | Prodotti petroliferi |
| 11 | 4 | 41, 46 | Minerali di ferro, rottami e polveri d'altoforno |
| 12 | | 45 | Altri minerali e cascami non ferrosi |
| 13 | 5 | 51, 52, 53, 54, 55, 56 | Prodotti metallurgici |
| 14 | 6 | 64, 69 | Cementi, calci, materiali da costruzione manufatturati |
| 15 | | 61, 62, 63, 65 | Minerali greggi o manufatti |
| 16 | 7 | 71, 72 | Concimi naturali e manufatti |
| 17 | 8 | 83 | Prodotti carbochimici, catrami |
| 18 | | 81, 82, 89 | Prodotti chimici, ad esclusione dei prodotti carbochimici o dei catrami |
| 19 | | 84 | Cellulosa e avanzi |
| 20 | 9 | 91, 92, 93 | Veicoli e materiale da trasporto, macchine, motori anche smontati e parti |
| 21 | | 94 | Articoli metallici |
| 22 | | 95 | Vetro, vetreria, prodotti della ceramica |
| 23 | | 96, 97 | Cuoio, tessuti, abbigliamento, articoli manufatti diversi |
| 24 | | 99 | Articoli diversi |

(¹) Pubblicazione dell'Istituto statistico delle Comunità europee, edizione 1968.

| | <i>Bladzijde</i> |
|--|------------------|
| Voorwoord | XXXII |
| Methodologische opmerkingen | XXXII |
| Symbolen en afkortingen | XXXIII |
| Bronnen | XXXIII |
| Goederengroepen | XXXIV |
| COMMENTAAR EN GRAFIEKEN | 1 |
| TABELLEN | |
| 1. Totaal verkeer | |
| 1.1 Binnenlands en internationaal verkeer en doorvoer naar goederengroep – ton | 15 |
| 1.2 Binnenlands en internationaal verkeer en doorvoer naar goederengroep – tkm | 19 |
| 1.3 Nationaal vervoer, internationaal vervoer en doorvoer naar nationaliteit van het vaartuig – ton | 23 |
| 1.4 Nationaal vervoer, internationaal vervoer en doorvoer naar nationaliteit van het vaartuig – tkm | 38 |
| 1.5 Totaal vervoer naar soort schip – ton, tkm | 53 |
| 1.6 Nationaal en internationaal verkeer naar relatie en maand – ton | 56 |
| 2. Internationaal verkeer | |
| 2.1 Internationaal verkeer naar land en goederengroep – ton | 62 |
| 2.2 Internationaal verkeer naar land en goederengroep – tkm | 74 |
| 2.3 Internationaal verkeer naar land en nationaliteit van het vaartuig – ton | 86 |
| 2.4 Internationaal verkeer naar land en nationaliteit van het vaartuig – tkm | 92 |
| 2.5.1 Internationaal verkeer naar verkeersrelatie en hoofdstuk NST/R – ton | 98 |
| 2.5.2 Internationaal verkeer naar verkeersrelatie en goederengroep – ton | 100 |
| 2.6 Internationaal verkeer naar verkeersrelatie – tkm | 104 |
| 3. Doorvoer | |
| 3.1 Doorvoer naar land en goederengroep – ton | 105 |
| 3.2 Doorvoer naar land en goederengroep – tkm | 118 |
| 3.3 Doorvoer naar land en nationaliteit van het vaartuig – ton | 136 |
| 3.4 Doorvoer naar land en nationaliteit van het vaartuig – tkm | 143 |
| 4. Binnenlands verkeer | |
| 4.1 Binnenlands verkeer naar afstandsklasse en goederengroep – ton | 153 |
| 4.2 Binnenlands verkeer naar afstandsklasse en goederengroep – tkm | 155 |
| 5. Regionaal verkeer | |
| 5.1 Binnenlands verkeer naar regio – ton | 157 |
| 5.2 Binnenlands verkeer naar regio en goederengroep – ton | 160 |

Voorwoord

Het Bureau voor de Statistiek van de Europese Gemeenschappen publiceert de statistische resultaten van het goederenvervoer over de binnenwateren, opgesteld overeenkomstig Richtlijn van de Raad nr. 80/1119/EEG van 17 november 1980.

Het Bureau dankt de diensten voor de verkeersstatistiek en de administraties van de Lid-Staten voor hun actieve medewerking.

Luxemburg, februari 1987

NL

Methodologische opmerkingen

Juridische grondslag

Richtlijn van de Raad nr. 80/1119/EEG van 17 november 1980 (PB nr. L 339 van 15. 12. 1980, blz. 30).

Toepassingsgebied

De Lid-Staten met een of meer binnenwateren houden statistische enquêtes naar het vervoer met binnenschepen, ongeacht het land waar deze schepen zijn geregistreerd of ingeschreven.

De richtlijn is niet van toepassing op:

- het goederenvervoer met schepen met een laadvermogen van minder dan 50 ton;
- schepen, die hoofdzakelijk voor het vervoer van passagiers worden gebruikt;
- veerponten;
- schepen die uitsluitend voor niet-commerciële doeleinden worden gebruikt door haven- en andere autoriteiten;
- schepen die alleen voor bunkering of opslag worden gebruikt;
- niet voor goederenvervoer bestemde schepen zoals vissersschepen, baggerschuiten, drijvende werkplaatsen, woonboten en plezierboten.

De verplichting tot het verstrekken van de bij deze richtlijn verstrekte gegevens geldt niet voor de Lid-Staten waar de totale hoeveelheid goederen die jaarlijks over de binnenwateren wordt vervoerd in het kader van internationaal vervoer of doorvoer, niet meer bedraagt dan 1 miljoen ton.

Algemene opmerking

Voor 1985 zijn de volgende tabellen beschikbaar:

| Nummer in de richtlijn (1) | Lid-Staten waarvan de gegevens beschikbaar zijn | Nummer in de richtlijn (1) | Lid-Staten waarvan de gegevens beschikbaar zijn |
|----------------------------|---|----------------------------|---|
| 1A | D, F, I, N, B, L | 6B | D, F, N, B, L |
| 1B | D, F, I, N, B, L | 7A | D, F, N, B, L |
| 2 | D, F, N, B | 7B | D, F, N, B, L |
| 3 | D, F, N, B | 8A | D, F, N, B, L |
| 4A | D, F, I, N, B | 8B | D, F, N, B, L |
| 4B | D, F, I, N, B | 9 | D, F, N, B, L |
| 5A | D, F, N, B, L | 10A | D, F, N, B, L |
| 5B | D, F, N, B, L | 10B | D, F, N, B, L |
| 6A | D, F, N, B, L | 11 | D, F, N, B, L |

De tabellen EUR geven het totaal van de Lid-Staten waarvoor gegevens beschikbaar zijn.

BR Duitsland

In bepaalde gevallen is het vervoer per zeeschip in de cijfers begrepen; het betreft minder dan 1 % van het totale volume.

Nederland

Tabellen 1A en 1B: met inbegrip van de beurtvaart en het campagnevervoer.

Tabellen 2, 3, 4A en 4B: met inbegrip van de beurtvaart, maar zonder het campagnevervoer.

(1) Deze nummers zijn tussen haakjes naast het nummer van de tabel vermeld.

Symbolen en afkortingen

- Geen
- 0 Getal minder dan de helft van de gebruikte eenheid
- : Gegevens ontbreken
- . Niet van toepassing
- Mio miljoen
- t ton
- tkm tonkilometer

Door afronding van de gegevens kunnen sommige totalen afwijken van de som van hun bestanddelen.

Bronnen

- | | |
|--------------|--|
| BR Duitsland | – Statistisches Bundesamt |
| Frankrijk | – Office national de la navigation |
| Italië | – Ministero dei trasporti |
| Nederland | – Centraal Bureau voor de Statistiek |
| België | – Institut national de statistique Nationaal Instituut voor de Statistiek |
| Luxemburg | – Service central de la statistique et des études économiques |

NL

Goederengroepen

| Goederengroepen | NST/R hoofd-stukken ⁽¹⁾ | NST/R groepen ⁽¹⁾ | Omschrijving |
|-----------------|------------------------------------|------------------------------|---|
| 1 | 0 | 01 | Granen |
| 2 | | 02, 03 | Aardappelen, vers fruit, verse en bevroren groenten |
| 3 | | 00, 06 | Suikerbieten en levende dieren |
| 4 | | 05 | Hout en kurk |
| 5 | | 04, 09 | Textielstoffen en -afval, andere plantaardige en dierlijke grondstoffen |
| 6 | 1 | 11, 12, 13, 14, 16, 17 | Andere voedingsprodukten en veevoeder |
| 7 | | 18 | Oliezaden, oliën en vetten |
| 8 | 2 | 21, 22, 23 | Vaste minerale brandstoffen |
| 9 | 3 | 31 | Aardoliën |
| 10 | | 32, 33, 34 | Aardolieprodukten |
| 11 | 4 | 41, 46 | Ijzererts, ijzer- en staalafval, schroot en hoogovenstof |
| 12 | | 45 | Andere ertsen en afvallen daarvan |
| 13 | 5 | 51, 52, 53, 54, 55, 56 | Metaalprodukten |
| 14 | 6 | 64, 69 | Cement, kalk, andere bewerkte bouwmaterialen |
| 15 | | 61, 62, 63, 65 | Ruwe mineralen en fabrikaten |
| 16 | 7 | 71, 72 | Natuurlijke meststoffen en kunstmest |
| 17 | 8 | 83 | Produkten van de steenkool- en petrochemie, teer |
| 18 | | 81, 82, 89 | Chemische produkten (zonder produkten van de steenkool en petrochemie en teer |
| 19 | | 84 | Cellulose en oud papier |
| 20 | 9 | 91, 92, 93 | Vervoermaterieel, machines, motoren; ook indien gedemonteerd of in onderdelen |
| 21 | | 94 | Metaalwaren |
| 22 | | 95 | Glas, glaswerk, keramische produkten |
| 23 | | 96, 97 | Leer, textiel en kleding, andere fabrikaten en halfabrikaten |
| 24 | | 99 | Diverse artikelen |

⁽¹⁾ Publikatie van het Bureau voor de Statistiek van de Europese Gemeenschappen, uitgave 1968.

| | <i>Página</i> |
|--|---------------|
| Prefácio | XXXVI |
| Notas metodológicas | XXXVI |
| Símbolos e abreviaturas | XXXVII |
| Fontes | XXXVII |
| Grupos de mercadorias | XXXVIII |
| COMENTÁRIOS E GRÁFICOS | 1 |
| QUADROS | |
| 1. Tráfego total | |
| 1.1 Tráfego nacional, internacional e em trânsito por grupo de mercadorias – toneladas | 15 |
| 1.2 Tráfego nacional, internacional e em trânsito por grupo de mercadorias – tkm | 19 |
| 1.3 Tráfego nacional, internacional e em trânsito por nacionalidade do navio – toneladas | 23 |
| 1.4 Tráfego nacional, internacional e em trânsito por nacionalidade do navio – tkm | 38 |
| 1.5 Tráfego total por tipo de navio – toneladas, tkm | 53 |
| 1.6 Tráfego nacional e internacional por relação e mês – toneladas | 56 |
| 2. Tráfego internacional | |
| 2.1 Tráfego internacional por país e grupo de mercadorias – toneladas | 62 |
| 2.2 Tráfego internacional por país e grupo de mercadorias – tkm | 74 |
| 2.3 Tráfego internacional por país e nacionalidade do navio – toneladas | 86 |
| 2.4 Tráfego internacional por país e nacionalidade do navio – tkm | 92 |
| 2.5.1 Tráfego internacional por relação e capítulo NST/R – toneladas | 98 |
| 2.5.2 Tráfego internacional por relação e grupo de mercadorias – toneladas | 100 |
| 2.6 Tráfego internacional por relação – tkm | 104 |
| 3. Tráfego em trânsito | |
| 3.1 Tráfego em trânsito por país e grupo de mercadorias – toneladas | 105 |
| 3.2 Tráfego em trânsito por país e grupo de mercadorias – tkm | 118 |
| 3.3 Tráfego em trânsito por país e nacionalidade do navio – toneladas | 136 |
| 3.4 Tráfego em trânsito por país e nacionalidade do navio – tkm | 143 |
| 4. Tráfego nacional | |
| 4.1 Tráfego nacional por escalão de distância e grupo de mercadorias – toneladas | 153 |
| 4.2 Tráfego nacional por escalão de distância e grupo de mercadorias – tkm | 155 |
| 5. Tráfego regional | |
| 5.1 Tráfego nacional por região – toneladas | 157 |
| 5.2 Tráfego nacional por região e grupo de mercadorias – toneladas | 160 |

Prefácio

O Serviço de Estatística das Comunidades Europeias publica os resultados estatísticos relativos aos transportes de mercadorias por vias navegáveis interiores registados em conformidade com a Directiva 80/1119/CEE do Conselho, de 17 de Novembro de 1980.

O Serviço de Estatística das Comunidades Europeias agradece aos serviços de estatísticas dos transportes e às autoridades competentes dos Estados-membros a sua colaboração activa.

Luxemburgo, Fevereiro de 1987

Notas metodológicas

PT

Base jurídica

Directiva 80/1119/CEE do Conselho, de 17 de Novembro de 1980 (JO L 339, de 15. 12. 1980, p. 30).

Âmbito de aplicação

Os Estados-membros com uma ou mais vias navegáveis interiores procederão a inquéritos estatísticos sobre os transportes efectuados por navios de navegação interior, qualquer que seja o país de registo ou de matrícula.

A directiva não se aplica:

- aos transportes de mercadorias efectuados por navios de menos de 50 toneladas de porte;
- aos navios que asseguram principalmente o transporte de passageiros;
- aos barcos de passagem;
- aos navios utilizados unicamente para fins não comerciais, pelas administrações portuárias ou pelas autoridades públicas;
- aos navios utilizados unicamente para o abastecimento de combustíveis ou para armazenamento;
- ao navios não afectados aos transportes de mercadorias, tais como os navios de pesca, dragas, navios-oficinas, barcos de habitação e barcos de recreio.

Os Estados-membros cujo conjunto de mercadorias transportadas anualmente por vias navegáveis interiores em tráfego internacional ou de trânsito não exceda um milhão de toneladas não são obrigados a fornecer os dados.

Nota geral

Em relação a 1985 estão disponíveis os seguintes quadros:

| Número na Directiva ⁽¹⁾ | Dados disponíveis em relação aos seguintes Estados-membros | Número na Directiva ⁽¹⁾ | Dados disponíveis em relação aos seguintes Estados-membros |
|------------------------------------|--|------------------------------------|--|
| 1A | D, F, I, N, B, L | 6B | D, F, N, B, L |
| 1B | D, F, I, N, B, L | 7A | D, F, N, B, L |
| 2 | D, F, N, B | 7B | D, F, N, B, L |
| 3 | D, F, N, B | 8A | D, F, N, B, L |
| 4A | D, F, I, N, B | 8B | D, F, N, B, L |
| 4B | D, F, I, N, B | 9 | D, F, N, B, L |
| 5A | D, F, N, B, L | 10A | D, F, N, B, L |
| 5B | D, F, N, B, L | 10B | D, F, N, B, L |
| 6A | D, F, N, B, L | 11 | D, F, N, B, L |

Os quadros EUR compreendem o total dos dados disponíveis dos Estados-membros.

República Federal de Alemanha

Alguns transportes realizados por navios de mar estão incluídos nestes dados; estes transportes representam menos de 1% do volume total.

Países Baixos

Quadros 1A e 1B: incluem os transportes regulares e o tráfego de campanha.

Quadros 2, 3, 4A e 4B: incluem os transportes regulares mas não o tráfego de campanha.

⁽¹⁾ Estes números utilizados na Directiva são indicados entre parêntesis ao lado do número de cada quadro.

Símbolos e abreviaturas

- O fenómeno não existe
- 0 Dado inferior a metade da unidade utilizada
- : Dado não disponível
- . Não é aplicável
- Mio Milhão
- t tonelada
- tkm tonelada-quilómetro

Devido ao arredondamento dos dados, alguns totais podem não corresponder exactamente à soma dos elementos correspondentes.

Fonte


- | | |
|-------------------------------|--|
| República Federal da Alemanha | – Statistisches Bundesamt |
| França | – Office nacional de la navigation |
| Itália | – Ministero dei trasporti |
| Países Baixos | – Centraal Bureau voor de Statistiek |
| Bélgica | – Institut national de statistique Nationaal Instituut voor de Statistiek |
| Luxemburgo | – Service central de la statistique et des études économiques |

Grupos de mercadorias

| Grupos de mercadorias | Capítulo da NST/R ¹ | Grupos de NST/R ¹ | Descrição |
|-----------------------|--------------------------------|------------------------------|---|
| 1 | 0 | 01 | Cereais |
| 2 | | 02, 03 | Batatas, outros legumes frescos ou congelados, frutos frescos |
| 3 | | 00, 06 | Animais vivos, beterraba sacarina |
| 4 | | 05 | Madeira e cortiça |
| 5 | | 04, 09 | Matérias têxteis e desperdícios, outras matérias-primas de origem animal ou vegetal |
| 6 | 1 | 11, 12, 13, 14, 16, 17 | Produtos alimentares e forragens |
| 7 | | 18 | Oleaginosas |
| 8 | 2 | 21, 22, 23 | Combustíveis minerais sólidos |
| 9 | 3 | 31 | Petróleo bruto |
| 10 | | 32, 33, 34 | Produtos petrolíferos |
| 11 | 4 | 41, 46 | Minérios de ferro, sucata, poeiras dos altos-fornos (pó de guela) |
| 12 | | 45 | Minérios e desperdícios não ferrosos |
| 13 | 5 | 51, 52, 53, 54, 55, 56 | Produtos metalúrgicos |
| 14 | 6 | 64, 69 | Cimentos, cal, materiais de construção manufacturados |
| 15 | | 61, 62, 63, 65 | Minerais brutos ou manufacturados |
| 16 | 7 | 71, 72 | Aubos naturais ou manufacturados |
| 17 | 8 | 83 | Produtos carboquímicos, alcatrões |
| 18 | | 81, 82, 89 | Produtos químicos, excepto produtos carboquímicos e alcatrões |
| 19 | | 84 | Celulose e desperdícios |
| 20 | 9 | 91, 92, 93 | Veículos e material de transporte, máquinas, motores, mesmo desmontados, e peças |
| 21 | | 94 | Artigos metálicos |
| 22 | | 95 | Vidro, produtos vidreiros, produtos cerâmicos |
| 23 | | 96, 97 | Couros, têxteis, vestuário, artigos manufacturados diversos |
| 24 | | 99 | Artigos diversos |

¹ Publicação do Serviço de Estatística das Comunidades Europeias, edição 1968.

Comentarios y gráficos
Bemærkninger og grafiske fremstillinger
Kommentare und Schaubilder
Σχόλια και γραφικές παραστάσεις
Comments and graphs
Commentaires et graphiques
Spiegazioni e grafici
Commentaar en grafieken
Comentários e gráficos



Güterverkehr – 1985

Binnenwasserstraßen

Kommentierung der Ergebnisse

Verkehr insgesamt

1984 belief sich der gesamte durch Binnenschifffahrt getätigte Transport ⁽¹⁾ in der Europäischen Gemeinschaft auf 339 568 000 t, das bedeutet einen Rückgang um 3,7 % im Vergleich zum Vorjahr.

Das Verkehrsaufkommen teilte sich wie folgt auf die Mitgliedstaaten auf: BR Deutschland 42,6 %, Frankreich 10,5 %, Italien 0,4 %, Niederlande 30,6 %, Belgien 15,6 % und Luxemburg 0,2 %. In sämtlichen Mitgliedstaaten außer den Niederlanden war ein Rückgang zu verzeichnen, der sich zwischen 5,1 % (Belgien) und 30,6 % (Italien) bewegte; die Niederlande hielten im wesentlichen die gleiche Tonnage (100,1 %). In Tonnenkilometern betrug der Gesamtwert 83 667 Millionen tkm, also 2 % weniger als im Vorjahr.

Das Verkehrsaufkommen (in t) nach NST/R-Kapiteln (Einheitliches Güterverzeichnis für die Verkehrsstatistik, revidiert) verteilt sich wie folgt: landwirtschaftliche Erzeugnisse 4,6 %, Nahrungsmittel 7,2 %, feste mineralische Brennstoffe 8,9 %, Mineralölerzeugnisse 18,4 %, Erze und Metallabfälle 11,7 %, Metallerzeugnisse 4,5 %, Steine, Erden und Baustoffe 34,5 %, Düngemittel 3,2 %, chemische Erzeugnisse 5,3 % und Fertigwaren 1,8 %.

Im Vergleich zu 1984 sind Erhöhungen bei den folgenden Kapiteln festzustellen: Nahrungsmittel 0,7 %, Erze und Metallabfälle 2,3 % und Fertigwaren 11,3 %. Alle anderen Kapitel weisen im Vergleich zum Vorjahr Rückgänge auf; der bedeutendste betrifft die festen mineralischen Brennstoffe mit 12,9 %.

Innerstaatlicher Verkehr

Das innerstaatliche Verkehrsaufkommen betrug 1985 192 202 000 t, also 5 % weniger als im Vorjahr. Das Aufkommen verteilt sich auf die Mitgliedstaaten wie folgt: BR Deutschland 33,2 %, Frankreich 15,8 %, Italien 0,8 %, Niederlande 39 % und Belgien 11,2 %. In Tonnenkilometern ist ein Gesamtbetrag von 26 068 Millionen tkm zu verzeichnen, der sich wie folgt verteilt: BR Deutschland 49,7 %, Frankreich 17,3 %, Italien 0,8 %, Niederlande 25,8 % und Belgien 6,4 %.

⁽¹⁾ Ohne Durchgangsverkehr.

Die Aufgliederung des innerstaatlichen Verkehrsaufkommens (in t) nach NST/R-Kapiteln stellt sich wie folgt dar: landwirtschaftliche Erzeugnisse 3,9 %, Nahrungsmittel 7,7 %, feste mineralische Brennstoffe 11,7 %, Mineralölerzeugnisse 19,5 %, Erze und Metallabfälle 2,5 %, Metallerzeugnisse 1,8 %, Steine, Erden und Baustoffe 45 %, Düngemittel 2,8 %, chemische Erzeugnisse 4,2 % und Fertigwaren 0,9 %.

Aufgeschlüsselt nach Entfernungsabschnitten ergibt sich folgendes Bild: 29,2 % des innerstaatlichen Verkehrsaufkommens (in t) werden über eine Entfernung von weniger als 50 km, 37,4 % über eine Entfernung zwischen 50 und 150 km, 31,5 % über eine Entfernung zwischen 150 und 500 km und 2 % über eine Entfernung von 500 km und darüber befördert.

Intra-EUR-Verkehr


Das Intra-EUR-Aufkommen betrug 187 344 000 t, dies bedeutet gegenüber 1984 einen Rückgang um 1,9 %. Die Aufgliederung des Aufkommens nach Mitgliedstaaten (auf der Grundlage der Entladungen) lautet wie folgt: BR Deutschland 49,6 %, Frankreich 5,5 %, Niederlande 23,5 %, Belgien 20,9 % und Luxemburg 0,5 %.

Die Verteilung des Verkehrsaufkommens (in t) nach NST/R-Kapiteln ergibt folgendes Bild: landwirtschaftliche Erzeugnisse 5,3 %, Nahrungsmittel 6,8 %, feste mineralische Brennstoffe 6 %, Mineralölerzeugnisse 17 %, Erze und Metallabfälle 21,7 %, Metallerzeugnisse 6 %, Steine, Erden und Baustoffe 24,3 %, Düngemittel 3,6 %, chemische Erzeugnisse 6,6 % und Fertigwaren 2,7 %.

Gegenüber 1984 verzeichnen folgende Kapitel die höchsten Steigerungsraten: Fertigwaren 12,3 %, landwirtschaftliche Erzeugnisse 4,1 % und Erze und Metallabfälle 2,4 %. Fünf Kapitel weisen einen Rückgang zwischen 1 und 8,9 % auf: feste mineralische Brennstoffe; Mineralölerzeugnisse; Metallerzeugnisse; Steine, Erden und Baustoffe; Düngemittel.

Extra-EUR-Verkehr

Das Extra-EUR-Verkehrsaufkommen betrug 20 022 000 t, was einem Rückgang um 8,4 % im Vergleich zu 1984 entspricht. 77,1 % der Eingänge stammen aus Staatshandelsländern, 66,7 % allein aus drei Staaten: Deutsche Demokratische Republik 44 %, Polen 12,5 % und Schweiz 10,2 %. Der Versand erfolgte hauptsächlich in die Schweiz (56,5 %), die Deutsche Demokratische Republik (25 %) und nach Österreich (7,5 %).



Comments

Total traffic

In 1985, total traffic¹ by inland waterway in the European Community amounted to 339 568 000 tonnes, a 3.7% decrease over the previous year.

The breakdown by Member State was as follows: Federal Republic of Germany 42.6%, France 10.5%, Italy 0.4%, Netherlands 30.6%, Belgium 15.6% and Luxembourg 0.2%. All the Member States, except the Netherlands, reported decreases, ranging from 5.1% (Belgium) to 30.6% (Italy); traffic in the Netherlands remained basically the same (100.1%). Total tonnes/km were 83667 million, a decrease of 2% over the previous year.

The breakdown of traffic (in tonnes) by chapters of the NSTR (uniform nomenclature of goods for transport statistics, revised) was as follows: agricultural products 4.6%, foodstuffs 7.2%, solid mineral fuels 8.9%, petroleum products 18.4%, ores and metal waste 11.7%, metal products 4.5%, minerals and building materials 34.5%, fertilizers 3.2%, chemicals 5.3% and manufactured articles 1.8%.

Compared with 1984, there were increases in the following chapters: foodstuffs 0.7%, ores and metal waste 2.3% and manufactured articles 11.3%. In all the other chapters there were decreases as compared with the preceding year, the greatest fall being in solid mineral fuels, down 12.9%.

National traffic

In 1985, national traffic amounted to 192 202 000 tonnes, a decrease of 5% over the previous year. The breakdown by Member State was as follows: Federal Republic of Germany 33.2%, France 15.8%, Italy 0.8%, Netherlands 39% and Belgium 11.2%. In tonnes/km, the total was 26068 million, broken down as follows: Federal Republic of Germany 49.7%, France 17.3%, Italy 0.8%, Netherlands 25.8% and Belgium 6.4%.

¹ Excluding transit.

The breakdown of national traffic (in tonnes) by NSTR chapter was: agricultural products 3.9%, foodstuffs 7.7%, solid mineral fuels 11.7%, petroleum products 19.5%, ores and metal waste 2.5%, metal products 1.8%, minerals and building materials 45%, fertilizers 2.8%, chemicals 4.2% and manufactured articles 0.9%.

As regards the breakdown by distance, 29.2% of national traffic (in tonnes) was for a distance of under 50 km, 37.4% between 50 and 150 km, 31.5% between 150 and 500 km and 2% over 500 km.

Intra-EUR traffic


Intra-EUR traffic amounted to 187 344 000 tonnes, which was a 1.9% decrease over the previous year. The breakdown by Member State (basis: unloading) was: Federal Republic of Germany 49.6%, France 5.5%, Netherlands 23.5%, Belgium 20.9% and Luxembourg 0.5%.

The breakdown of traffic (in tonnes) by NSTR chapter was as follows: agricultural products 5.3%, foodstuffs 6.8%, solid mineral fuels 6%, petroleum products 17%, ores and metal waste 21.7%, metal products 6%, minerals and building materials 24.3%, fertilizers 3.6%, chemicals 6.6% and manufactured articles 2.7%.

The greatest increases over the 1984 figures were: manufactured articles 12.3%, agricultural products 4.1%, and ores and metal waste 2.4%. The figures fell by between 1% and 8.9% in five chapters: solid mineral fuels, petroleum products, metal products, minerals and building materials, and fertilizers.

Extra-EUR traffic

Extra-EUR traffic amounted to 20 022 000 tonnes, an 8.4% decrease over 1984. 77.1% of goods received were from State-trading countries and 66.7% were from the following three countries: German Democratic Republic 44%, Poland 12.5% and Switzerland 10.2%. Goods were dispatched mainly to Switzerland 56.5%, German Democratic Republic 25% and Austria 7.5%.



Transports de marchandises – 1985

Voies navigables intérieures

Commentaires

FR

Trafic total

En 1985, le trafic total ⁽¹⁾ par voies navigables intérieures se monte à 339 568 000 tonnes dans la Communauté européenne, soit une diminution de 3,7 % par rapport à l'année précédente.

La répartition de ce trafic par État membre est la suivante: République fédérale d'Allemagne, 42,6 %; France, 10,5 %; Italie, 0,4 %; Pays-Bas, 30,6 %; Belgique, 15,6 %; Luxembourg, 0,2 %. Tous les États membres, sauf les Pays-Bas, signalent des diminutions se situant entre 5,1 % (Belgique) et 30,6 % (Italie); les Pays-Bas conservant essentiellement le même tonnage (100,1 %). En tonnes kilomètre, on note un total de 83 667 mio tkm, soit une diminution de 2 % en comparaison avec l'année précédente.

La répartition du trafic (tonnes) par chapitre NSTR (nomenclature uniforme de marchandises pour les statistiques de transport, révisée) est la suivante: produits agricoles, 4,6 %; denrées alimentaires, 7,2 %; combustibles minéraux solides, 8,9 %; produits pétroliers, 18,4 %; minerais et déchets pour la métallurgie, 11,7 %; produits métallurgiques, 4,5 %; minéraux et matériaux de construction, 34,5 %; engrais, 3,2 %; produits chimiques, 5,3 %; articles manufacturés, 1,8 %.

Par rapport à 1984, on peut noter des augmentations pour les chapitres suivants: denrées alimentaires, 0,7 %; minerais et déchets pour la métallurgie, 2,3 %; articles manufacturés, 11,3 %. Tous les autres chapitres montrent des diminutions par rapport à l'année précédente, dont la plus importante et signalée par les combustibles minéraux solides avec 12,9 %.

Trafic national

En 1985, le trafic national se monte à 192 202 000 tonnes, soit une diminution de 5 % par rapport à l'année précédente. La répartition de ce trafic par État membre est la suivante: République fédérale d'Allemagne, 33,2 %; France, 15,8 %, Italie, 0,8 %; Pays-Bas, 39 %; Belgique, 11,2 %. En tonnes kilomètre, on enregistre un total de 26 068 mio tkm réparties comme suit: République fédérale d'Allemagne, 49,7 %; France, 17,3 %; Italie, 0,8 %; Pays-Bas, 25,8 %; Belgique, 6,4 %.

⁽¹⁾ Sans transit.

La répartition du trafic national (tonnes) par chapitre NSTR est la suivante: produits agricoles, 3,9 %; denrées alimentaires, 7,7 %; combustibles minéraux solides, 11,7 %; produits pétroliers, 19,5 %; minerais et déchets pour la métallurgie, 2,5 %; produits métallurgiques, 1,8 %; minéraux et matériaux de construction, 45 %; engrais, 2,8 %; produits chimiques, 4,2 %; articles manufacturés, 0,9 %.

Par tranche de distance, on note que 29,2 % du trafic national (tonnes) se font sur une distance de moins de 50 km, 37,4 % sur une distance comprise entre 50 et 150 km, 31,5 % sur une distance comprise entre 150 et 500 km et 2 % sur une distance de 500 km et plus.

Trafic intra-EUR

Le trafic intra-EUR se monte à 187 344 000 tonnes, soit une diminution de 1,9 % par rapport à 1984. La répartition de ce trafic par État membre (sur base du déchargement) est la suivante: République fédérale d'Allemagne, 49,6 %; France, 5,5 %; Pays-Bas, 23,5 %; Belgique, 20,9 %; Luxembourg, 0,5 %.

La répartition du trafic (tonnes) par chapitre NSTR se présente ainsi: produits agricoles, 5,3 %; denrées alimentaires, 6,8 %; combustibles minéraux solides, 6 %; produits pétroliers, 17 %; minerais et déchets pour la métallurgie, 21,7 %; produits métallurgiques, 6 %; minéraux et matériaux de construction, 24,3 %; engrais, 3,6 %; produits chimiques, 6,6 %; articles manufacturés, 2,7 %.

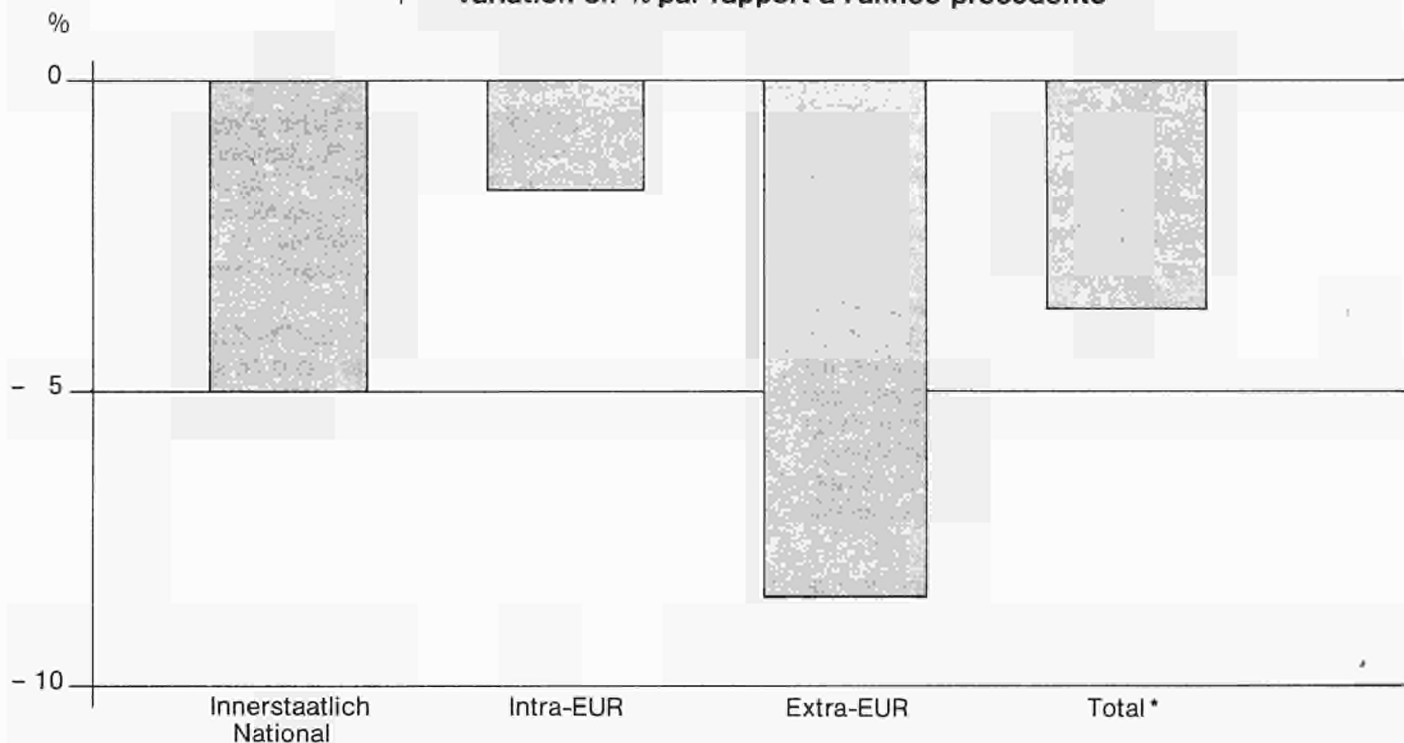
Par rapport à 1984, on note les augmentations les plus importantes dans les chapitres: articles manufacturés, 12,3 %; produits agricoles, 4,1 %; minerais et déchets pour la métallurgie, 2,4 %. Cinq chapitres dénotent des diminutions entre 1 et 8,9 %: combustibles minéraux solides, produits pétroliers, produits métallurgiques, minéraux et matériaux de construction et engrais.

Trafic extra-EUR

Le trafic extra-EUR s'élève à 20 022 000 tonnes, soit une diminution de 8,4 % par rapport à 1984. 77,1 % des réceptions proviennent de pays à commerce d'État et 66,7 % sont le fait de trois pays: République démocratique allemande, 44 %; Pologne, 12,5 %; Suisse, 10,2 %. Les expéditions se font principalement vers les pays suivants: Suisse, 56,5 %; République démocratique allemande, 25 %; Autriche, 7,5 %.

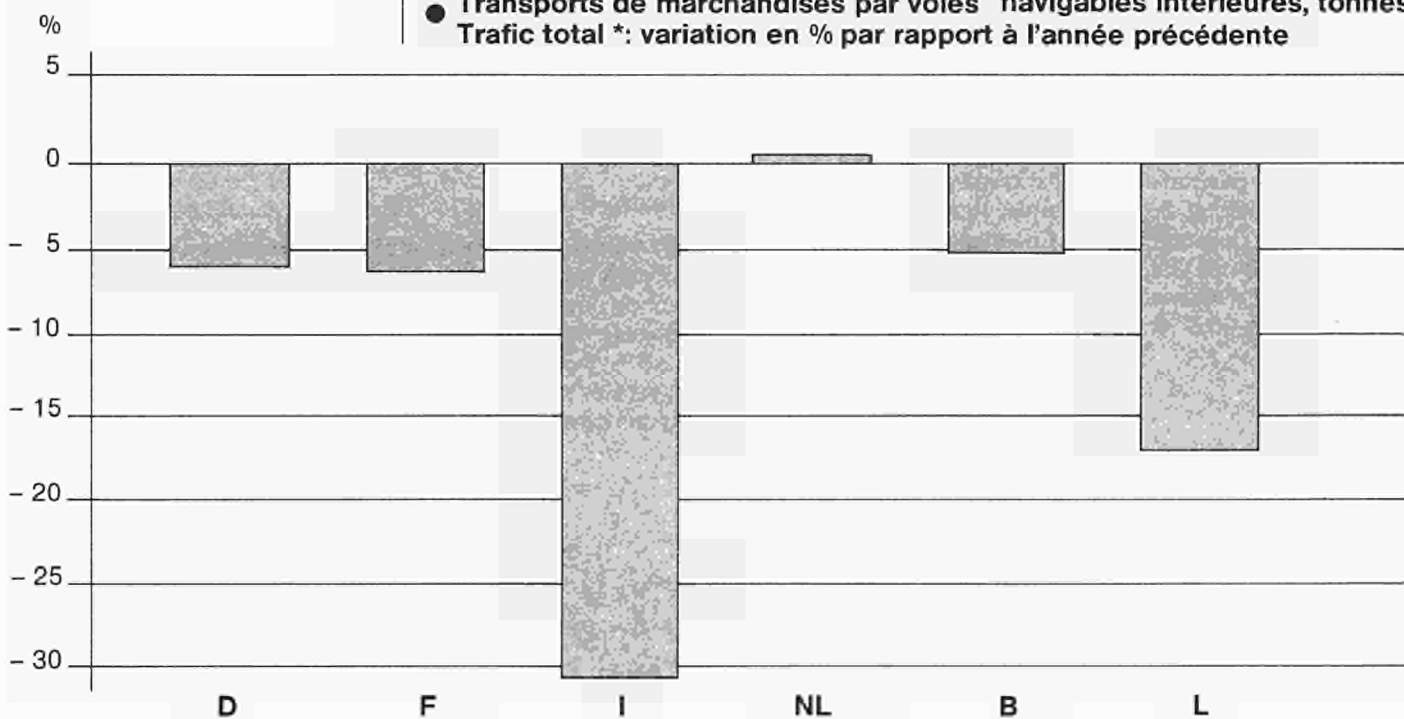
EUR 1985

- Güterverkehr auf Binnenwasserstraßen, Tonnen
Änderung in % gegenüber dem Vorjahr
- Goods transport by inland waterways, tonnes
% change on previous year
- Transports de marchandises par voies navigables intérieures, tonnes
Variation en % par rapport à l'année précédente



EUR 1985

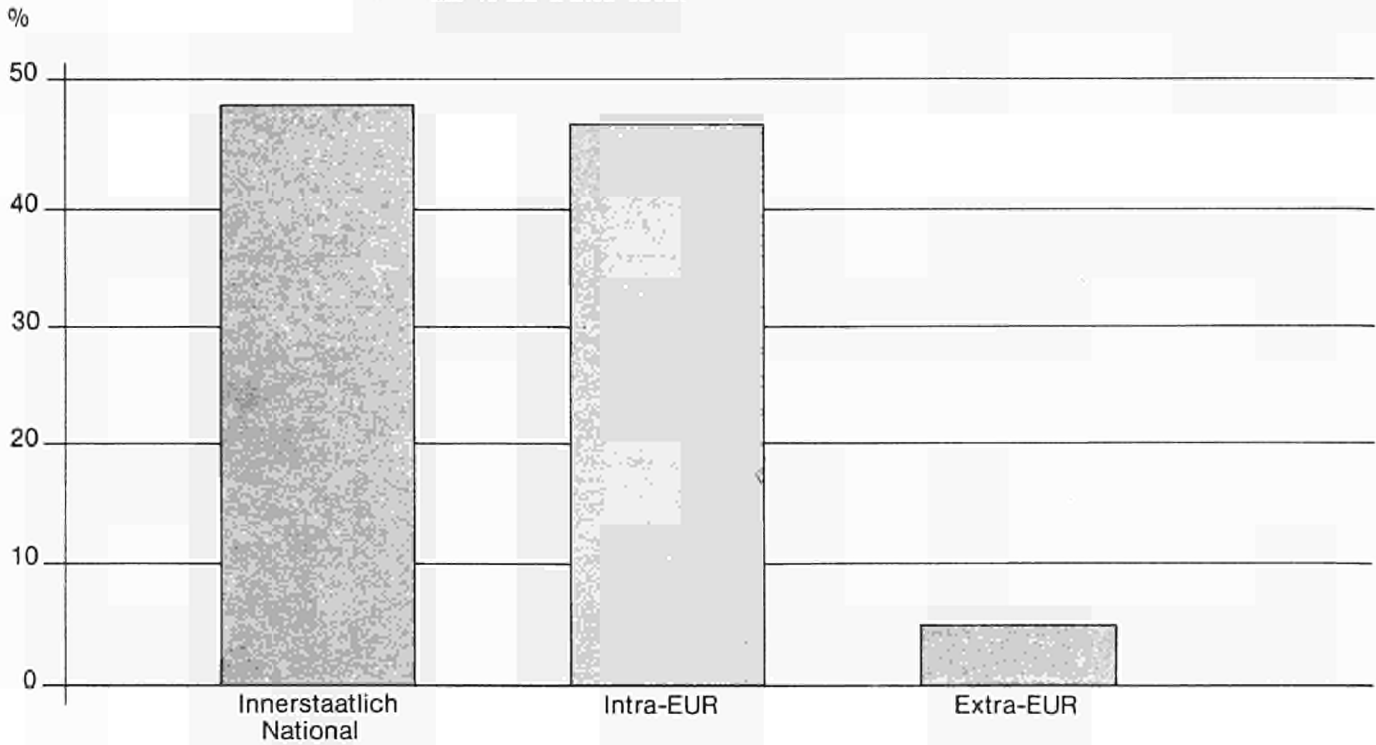
- Güterverkehr auf Binnenwasserstraßen, Tonnen
Gesamtverkehr *: Änderung in % gegenüber dem Vorjahr
- Goods transport by inland waterways, tonnes
Total traffic *: % change on previous year
- Transports de marchandises par voies navigables intérieures, tonnes
Trafic total *: variation en % par rapport à l'année précédente



* Ohne Durchgangsverkehr
Without transit
Sans transit

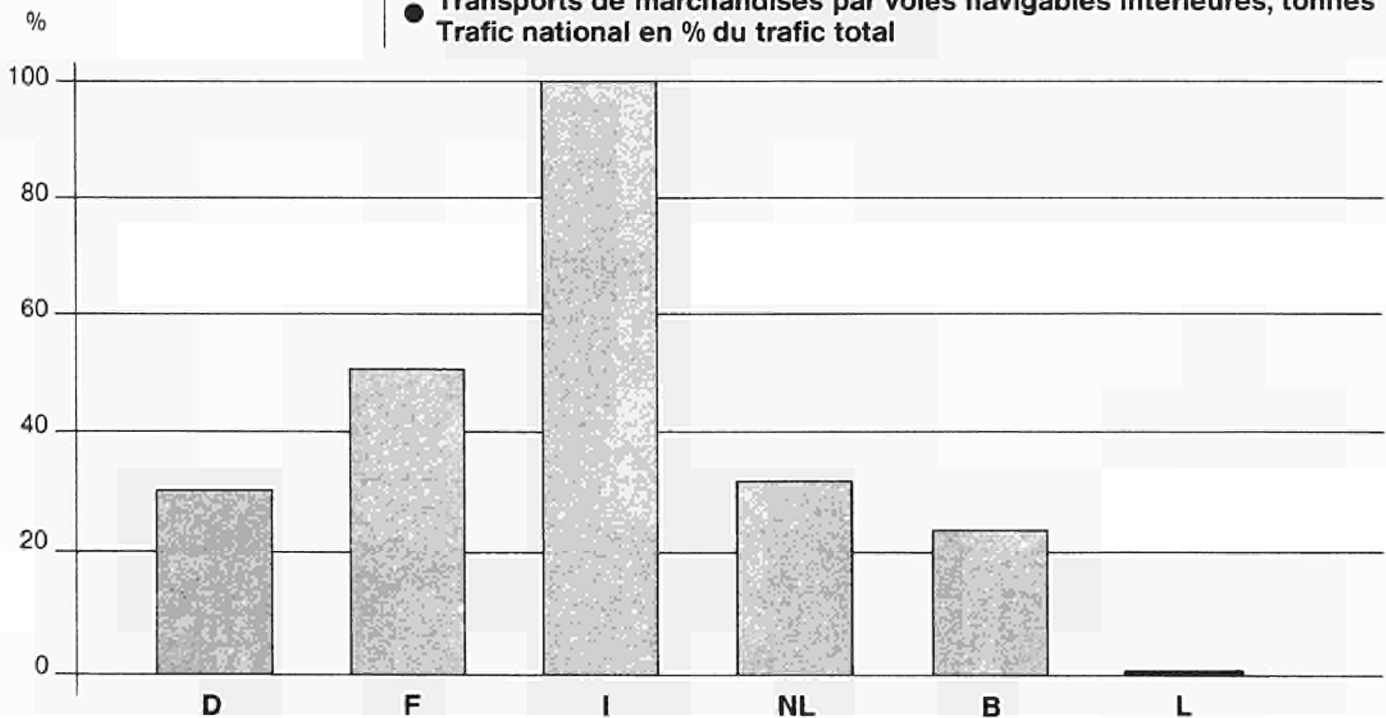
EUR 1985

- Güterverkehr auf Binnenwasserstraßen, Tonnen
In % des Gesamtverkehrs *
- Goods transport by inland waterways, tonnes
As % of total traffic *
- Transports de marchandises par voies navigables intérieures, tonnes
En % du trafic total *



EUR 1985

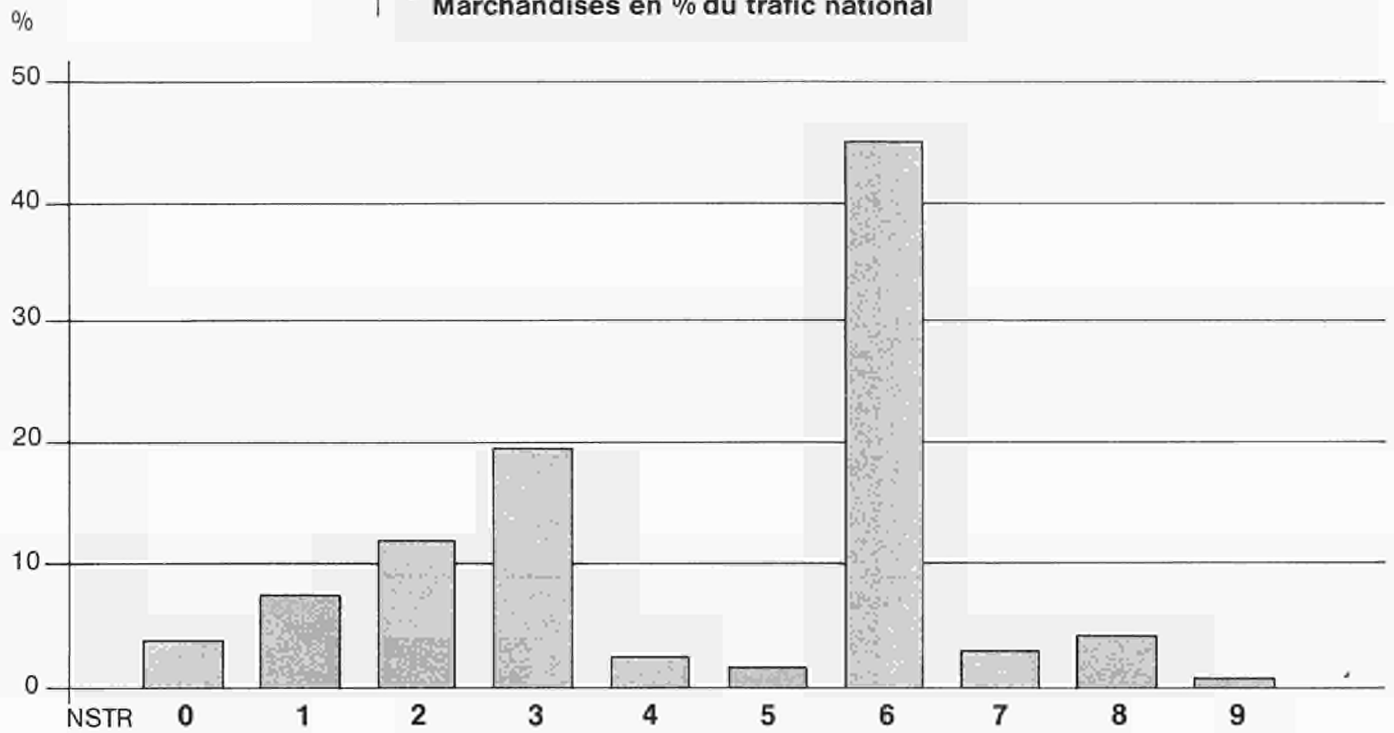
- Güterverkehr auf Binnenwasserstraßen, Tonnen
Innerstaatlicher Verkehr in % des Gesamtverkehrs
- Goods transport by inland waterways, tonnes
National traffic as a % of total traffic
- Transports de marchandises par voies navigables intérieures, tonnes
Trafic national en % du trafic total



* Ohne Durchgangsverkehr
Without transit
Sans transit

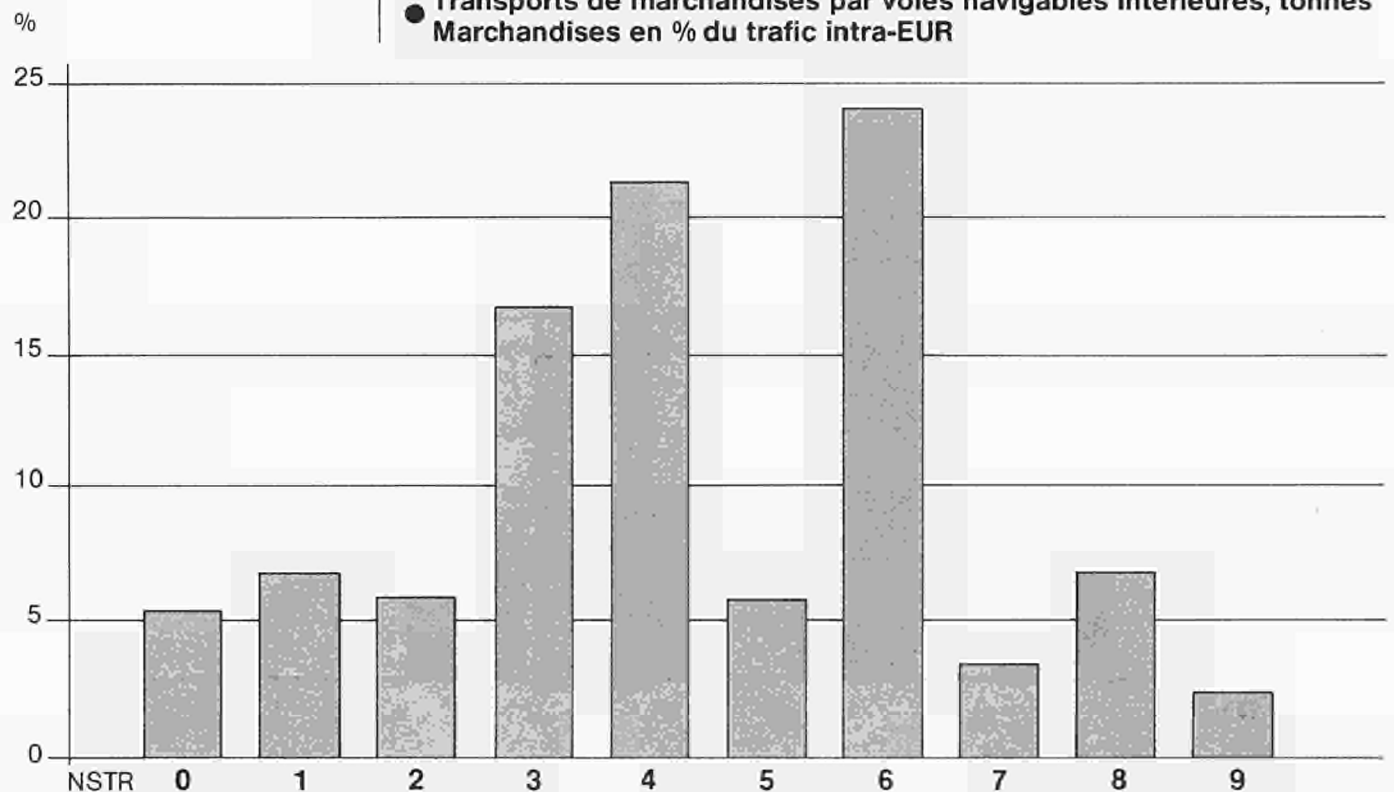
EUR 1985

- Güterverkehr auf Binnenwasserstraßen, Tonnen
Güter in % des innerstaatlichen Verkehrs
- Goods transport by inland waterways, tonnes
Goods in % of national traffic
- Transports de marchandises par voies navigables intérieures, tonnes
Marchandises en % du trafic national



EUR 1985

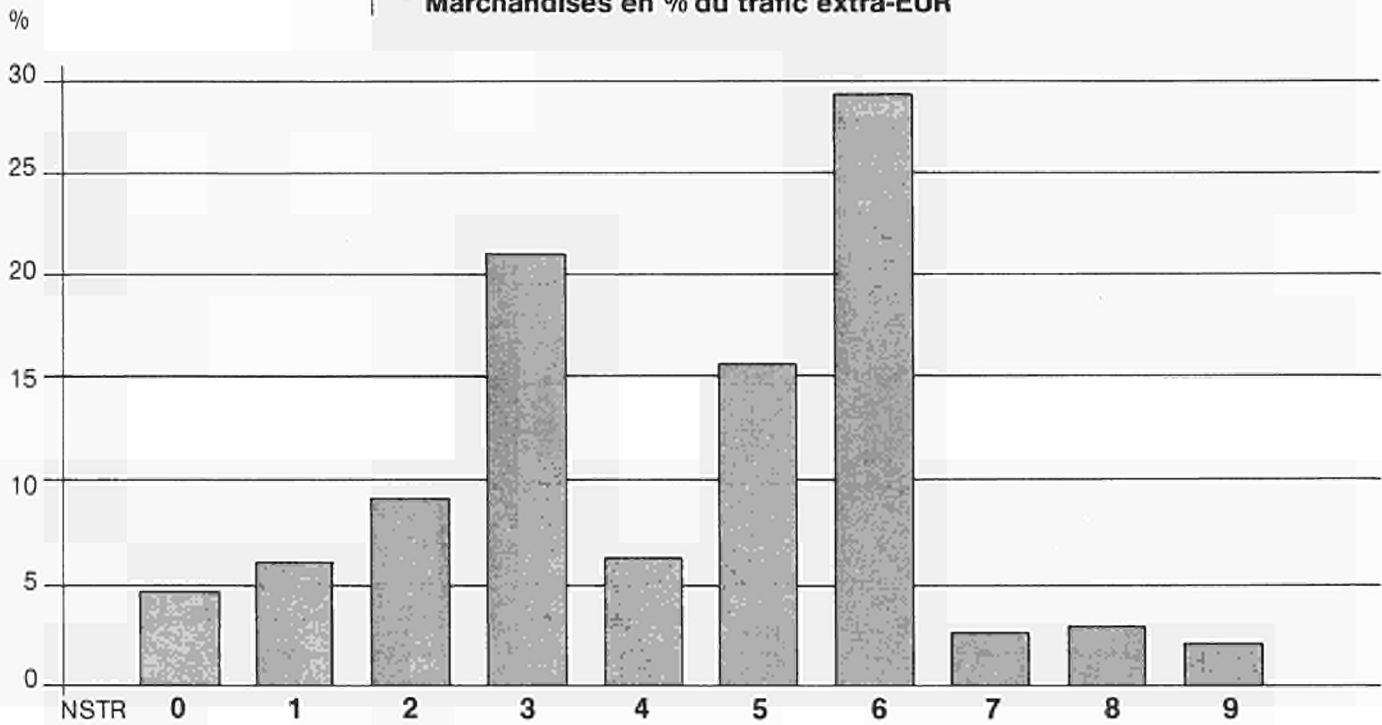
- Güterverkehr auf Binnenwasserstraßen, Tonnen
Güter in % des Intra-EUR-Verkehrs
- Goods transport by inland waterways, tonnes
Goods in % of intra-EUR-traffic
- Transports de marchandises par voies navigables intérieures, tonnes
Marchandises en % du trafic intra-EUR



| | | | | | |
|----------------|---------------------------------|----------------------|--------------------------------|-----------------------|---|
| NSTR-Kapitel | 0 | 1 | 2 | 3 | 4 |
| NSTR chapters | Landwirtschaftliche Erzeugnisse | Nahrungsmittel | Feste mineralische Brennstoffe | Mineralölserzeugnisse | Erze und Metallabfälle |
| Chapitres NSTR | Agricultural products | Foodstuffs | Solid mineral fuels | Petroleum products | Ores and metal waste |
| | Produits agricoles | Denrées alimentaires | Combustibles minéraux solides | Produits pétroliers | Minerais et déchets pour la métallurgie |

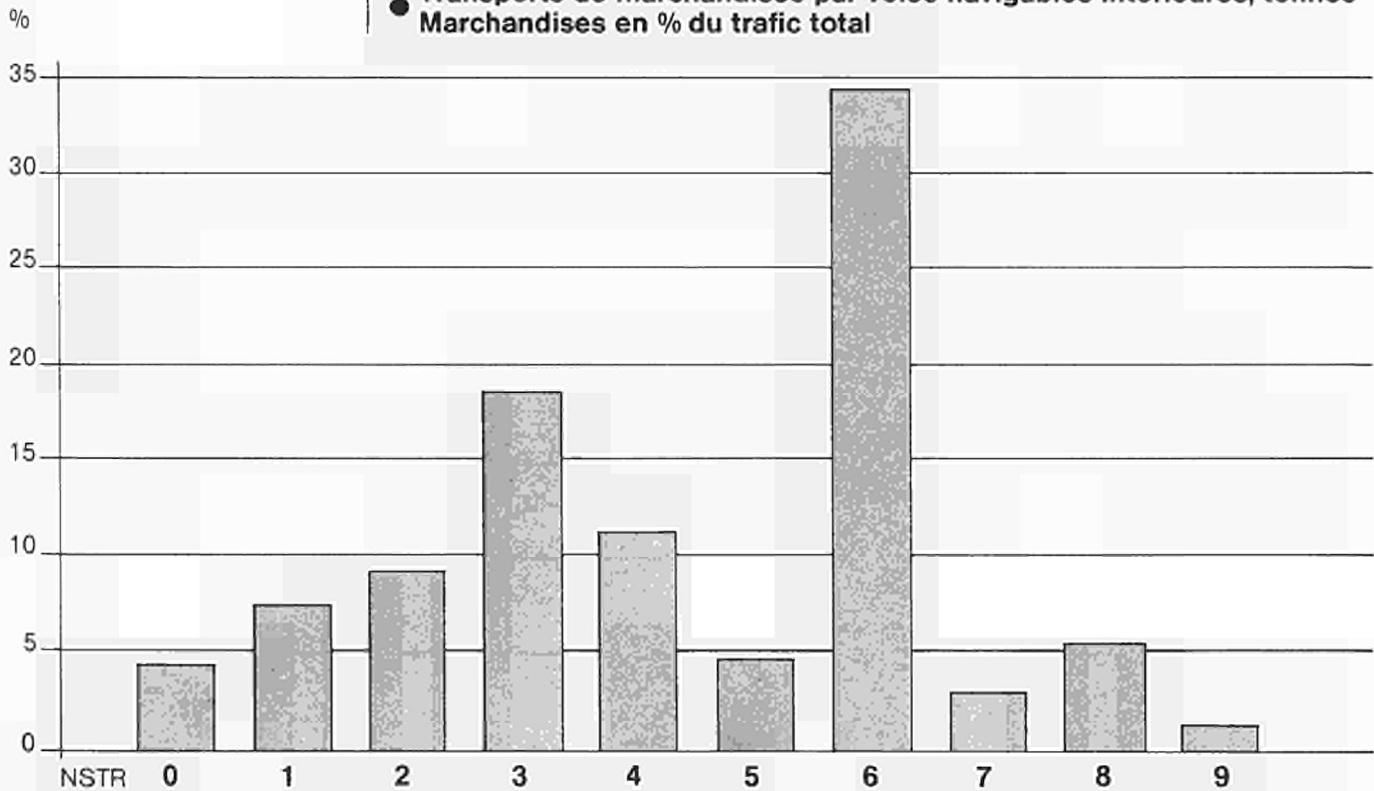
EUR 1985

- Güterverkehr auf Binnenwasserstraßen, Tonnen
Güter in % des Extra-EUR-Verkehrs
- Goods transport by inland waterways, tonnes
Goods in % of extra-EUR traffic
- Transports de marchandises par voies navigables intérieures, tonnes
Marchandises en % du trafic extra-EUR



EUR 1985

- Güterverkehr auf Binnenwasserstraßen, Tonnen
Güter in % des Gesamtverkehrs
- Goods transport by inland waterways, tonnes
Goods in % of total traffic
- Transports de marchandises par voies navigables intérieures, tonnes
Marchandises en % du trafic total



5
Metallerzeugnisse
Metal products
Produits métallurgiques

6
Steine, Erden und Baustoffe
Minerals and building materials
Minéraux et matériaux de construction

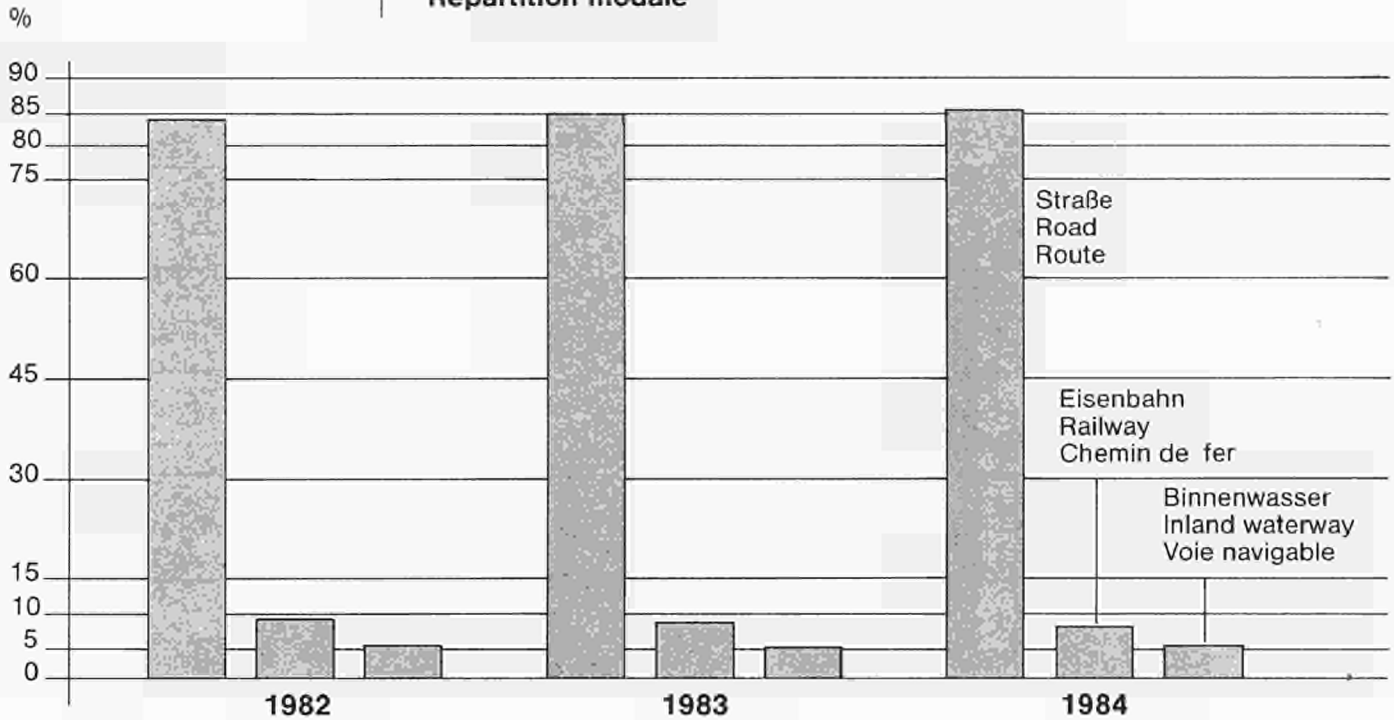
7
Düngemittel
Fertilizers
Engrais

8
Chemische Erzeugnisse
Chemicals
Produits chimiques

9
Fertigwaren
Manufactured articles
Articles manufacturés

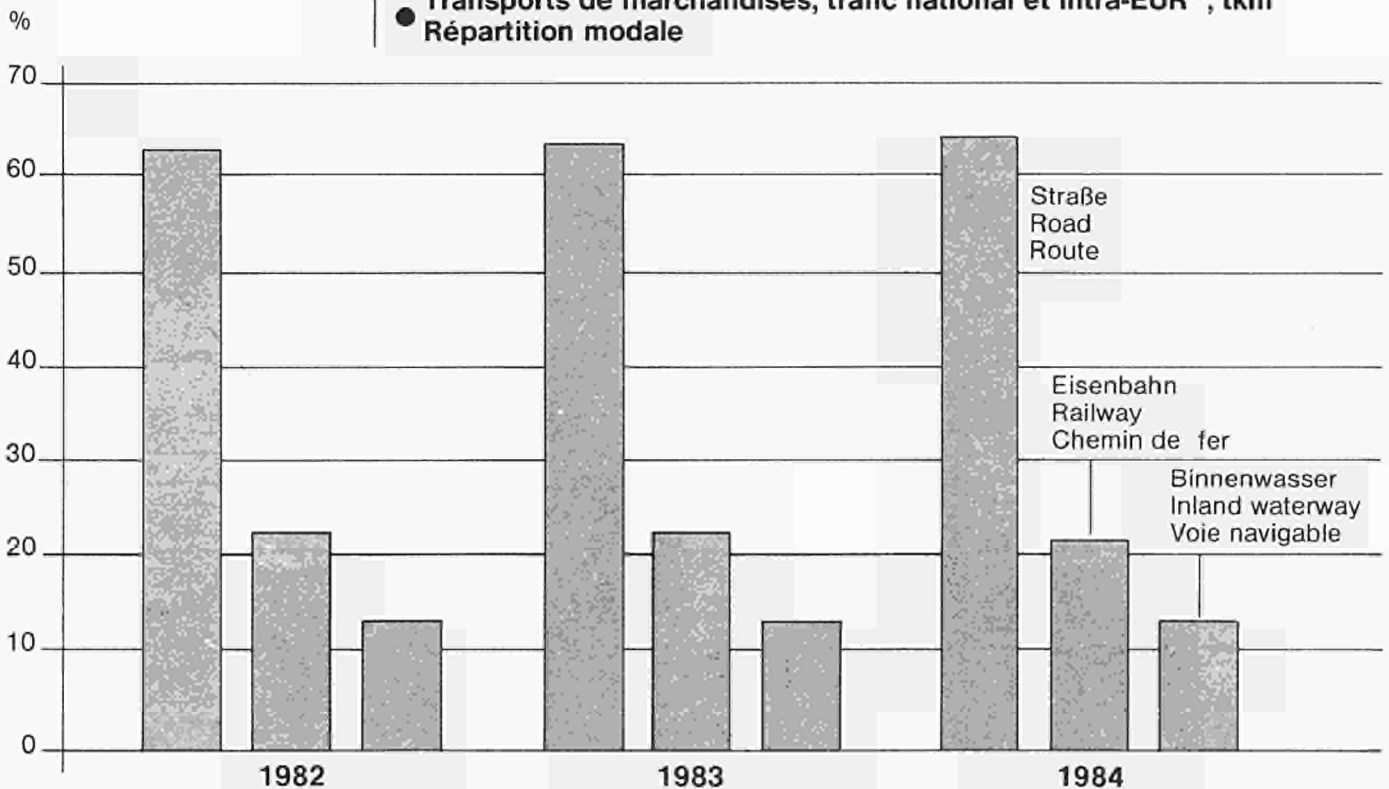
EUR 1985

- Güterverkehr, Gesamtverkehr *, Tonnen
Anteil der Verkehrsarten
- Goods transport, total traffic *, tonnes
Modal share
- Transports de marchandises, trafic total *, tonnes
Répartition modale



EUR 1985

- Güterverkehr, innerstaatlicher und Intra-EUR-Verkehr *, Tkm
Anteil der Verkehrsarten
- Goods transport, national and intra-EUR traffic *, tkm
Modal share
- Transports de marchandises, trafic national et intra-EUR *, tkm
Répartition modale



* Ohne Durchgangsverkehr. Straße: Verkehr mit Nutzfahrzeugen zugelassen in der EG; nicht verfügbar: Italien und Luxemburg

* Without transit. Road: traffic with commercial motor vehicles registered in the EC; not available: Italy and Luxembourg

* Sans transit. Route: trafic par véhicules utilitaires immatriculés dans la CE; non disponible: Italie et Luxembourg

**Cuadros
Tabeller
Tabellen
Πίνακες
Tables
Tableaux
Tabelle
Tabellen
Quadros**

B I N N E N W A S S E R - B I N N E N W A T E R E N - V O I E N A V I G A B L E

1.1.01 (1A)

INNERSTAATLICHER, GRENZUEBERSCHREITENDER UND DURCHGANGSVERKEHR NACH GUETERGRUPPE

BR DEUTSCHLAND

BINNENLANDS, INTERNATIONAAL VERVOER EN DOORVOER NAAR GOEDERENGROEP

1985

TRAFIC NATIONAL, INTERNATIONAL ET DE TRANSIT PAR GROUPE DE MARCHANDISES

1000 T

| 24 | NST/R | GRENZUEBERSCHREITEND - INTERNATIONAAL - INTERNATIONAL | | | | | | INSGESAMT TOTAAL (a) TOTAL |
|---|---|---|--------------------------------------|----------------------------------|--------------------------------------|----------------------------------|-------|----------------------------------|
| | | ZUSAMMEN - TOTAAL - TOTAL | DAR. EWG-WAARV. EEG-DONT CEE | | | | | |
| GUETERGRUPPE GOEDERENGROEP GROUPE DE MARCHANDISES | INNERSTAATL. BINNENLANDS NATIONAL | BELADUNG LADING CHARGEMENT | ENTLADUNG LOSSING DECHARGEMENT | BELADUNG LADING CHARGEMENT | ENTLADUNG LOSSING DECHARGEMENT | DURCHGANG DOORVOER TRANSIT | | |
| | (1) | (2) | (3) | (4) | (5) | (6) | (7) | |
| 01 | 01 | 1011 | 816 | 3531 | 739 | 3161 | 1136 | 6494 |
| 02 | 02,03 | 2 | 25 | 28 | 24 | 27 | 1 | 56 |
| 03 | 00,06 | 1 | 20 | - | 20 | - | - | 20 |
| 04 | 05 | 341 | 71 | 284 | 52 | 216 | 20 | 716 |
| 05 | 04,09 | 83 | 34 | 42 | 19 | 39 | 11 | 169 |
| 06 | 11,12,13,14,16,17 | 1256 | 1310 | 3965 | 1245 | 3894 | 243 | 6774 |
| 07 | 18 | 572 | 1016 | 3365 | 398 | 3321 | 204 | 5137 |
| 08 | 21,22,23 | 11238 | 5980 | 5123 | 5161 | 4366 | 911 | 23252 |
| 09 | 31 | 184 | 1 | 20 | 1 | 20 | - | 204 |
| 10 | 32,33,34 | 14765 | 2461 | 21847 | 1337 | 21456 | 2891 | 41963 |
| 11 | 41,46 | 1399 | 1872 | 33079 | 884 | 33050 | 1411 | 37761 |
| 12 | 45 | 1006 | 251 | 2705 | 170 | 2601 | 95 | 4057 |
| 13 | 51,52,53,54,55,56 | 1629 | 6330 | 5031 | 5490 | 3533 | 1668 | 14658 |
| 14 | 64,69 | 591 | 716 | 396 | 707 | 325 | 24 | 1726 |
| 15 | 61,62,63,65 | 23179 | 18529 | 11764 | 15919 | 9738 | 1739 | 55211 |
| 16 | 71,72 | 1471 | 1866 | 2438 | 1635 | 2202 | 606 | 6381 |
| 17 | 83 | 695 | 152 | 645 | 152 | 645 | 7 | 1498 |
| 18 | 81,82,89 | 3195 | 4605 | 3161 | 4489 | 3081 | 530 | 11491 |
| 19 | 84 | 572 | 9 | 732 | 4 | 694 | 307 | 1619 |
| 20 | 91,92,93 | 84 | 302 | 134 | 279 | 103 | 59 | 580 |
| 21 | 94 | 53 | 106 | 24 | 93 | 12 | 34 | 217 |
| 22 | 95 | 66 | 10 | 47 | 10 | 24 | 14 | 138 |
| 23 | 96,97 | 120 | 67 | 202 | 60 | 115 | 13 | 401 |
| 24 | 99 | 207 | 1194 | 400 | 1154 | 385 | 85 | 1885 |
| 25 | INSG. TOTAAL-TOTAL | 63715 | 47742 | 98944 | 40040 | 93008 | 12007 | 222408 |

B I N N E N W A S S E R - B I N N E N W A T E R E N - V O I E N A V I G A B L E

1.1.02 (1A)

INNERSTAATLICHER, GRENZUEBERSCHREITENDER UND DURCHGANGSVERKEHR NACH GUETERGRUPPE

FRANCE

BINNENLANDS, INTERNATIONAAL VERVOER EN DOORVOER NAAR GOEDERENGROEP

1985

TRAFIC NATIONAL, INTERNATIONAL ET DE TRANSIT PAR GROUPE DE MARCHANDISES

1000 T

| 24 | NST/R | GRENZUEBERSCHREITEND - INTERNATIONAAL - INTERNATIONAL | | | | | | INSGESAMT TOTAAL (a) TOTAL |
|---|---|---|--------------------------------------|----------------------------------|--------------------------------------|----------------------------------|------|----------------------------------|
| | | ZUSAMMEN - TOTAAL - TOTAL | DAR. EWG-WAARV. EEG-DONT CEE | | | | | |
| GUETERGRUPPE GOEDERENGROEP GROUPE DE MARCHANDISES | INNERSTAATL. BINNENLANDS NATIONAL | BELADUNG LADING CHARGEMENT | ENTLADUNG LOSSING DECHARGEMENT | BELADUNG LADING CHARGEMENT | ENTLADUNG LOSSING DECHARGEMENT | DURCHGANG DOORVOER TRANSIT | | |
| | (1) | (2) | (3) | (4) | (5) | (6) | (7) | |
| 01 | 01 | 3718 | 5313 | 439 | 5238 | 439 | 185 | 9655 |
| 02 | 02,03 | 4 | 74 | 2 | 74 | 2 | 0 | 79 |
| 03 | 00,06 | - | - | - | - | - | - | - |
| 04 | 05 | 9 | 5 | 9 | 5 | 9 | 3 | 26 |
| 05 | 04,09 | - | 0 | 1 | 0 | 1 | 6 | 8 |
| 06 | 11,12,13,14,16,17 | 535 | 974 | 344 | 965 | 344 | 53 | 1906 |
| 07 | 18 | 306 | 476 | 110 | 476 | 110 | 91 | 983 |
| 08 | 21,22,23 | 3252 | 97 | 2143 | 93 | 2143 | 323 | 5815 |
| 09 | 31 | 89 | - | - | - | - | 42 | 131 |
| 10 | 32,33,34 | 5333 | 1457 | 942 | 995 | 941 | 1814 | 9546 |
| 11 | 41,46 | 72 | 18 | 1653 | 8 | 1651 | 11 | 1678 |
| 12 | 45 | 6 | 8 | 585 | 18 | 585 | 37 | 712 |
| 13 | 51,52,53,54,55,56 | 278 | 928 | 787 | 927 | 784 | 803 | 2795 |
| 14 | 64,69 | 220 | 7 | 5 | 7 | 5 | 2 | 233 |
| 15 | 61,62,63,65 | 15333 | 8685 | 1414 | 7966 | 1320 | 1102 | 26534 |
| 16 | 71,72 | 650 | 342 | 1168 | 342 | 1168 | 30 | 2189 |
| 17 | 83 | 115 | 8 | 83 | 8 | 83 | 14 | 220 |
| 18 | 81,82,89 | 290 | 112 | 402 | 111 | 402 | 23 | 826 |
| 19 | 84 | 3 | 3 | 222 | 3 | 222 | 154 | 383 |
| 20 | 91,92,93 | 215 | 30 | 3 | 30 | 3 | 33 | 280 |
| 21 | 94 | 20 | 19 | 1 | 19 | 1 | 0 | 40 |
| 22 | 95 | 9 | 0 | 1 | 0 | 1 | 2 | 12 |
| 23 | 96,97 | - | 11 | 10 | 11 | 10 | 4 | 25 |
| 24 | 99 | 0 | 2 | 9 | 2 | 8 | 33 | 43 |
| 25 | INSG. TOTAAL-TOTAL | 30455 | 18566 | 10332 | 17295 | 10230 | 4767 | 64120 |

(a) SP/KOL/COL. 1+2+3+6

| BINNENWASSER - BINNENWATEREN - VOIE NAVIGABLE | | | | | | | 1.1.03 | (1A) | |
|--|--------------------|---|----------------------------|--------------------------------|----------------------------|--------------------------------|---------------------------|------------------------------|--|
| INNERSTAATLICHER, GRENZUEBERSCHREITENDER UND DURCHGANGSVERKEHR NACH GUETERGRUPPE | | | | | | | ITALIA | | |
| BINNENLANDS, INTERNATIONAAL VERVOER EN DOORVOER NAAR GOEDERENGROEP | | | | | | | 1985 | | |
| TRAFIC NATIONAL, INTERNATIONAL ET DE TRANSIT PAR GROUPE DE MARCHANDISES | | | | | | | 1000 T | | |
| 24 | NST/R | GRENZUEBERSCHREITEND - INTERNATIONAAL - INTERNATIONAL | | | | | ZUSAMMEN - TOTAAL - TOTAL | DAR. EWG-WAARV. EEG-DOHT CEE | |
| | | INNERSTAATL. BINNENLANDS NATIONAL | BELADUNG LADING CHARGEMENT | ENTLADUNG LOSSING DECHARGEMENT | BELADUNG LADING CHARGEMENT | ENTLADUNG LOSSING DECHARGEMENT | | | |
| | | (1) | (2) | (3) | (4) | (5) | (6) | (7) | |
| 01 | 01 | 79 | - | - | - | - | - | 79 | |
| 02 | 02,03 | - | - | - | - | - | - | - | |
| 03 | 00,06 | - | - | - | - | - | - | - | |
| 04 | 05 | 0 | - | - | - | - | - | 0 | |
| 05 | 04,09 | - | - | - | - | - | - | - | |
| 06 | 11,12,13,14,16,17 | - | - | - | - | - | - | - | |
| 07 | 18 | - | - | - | - | - | - | - | |
| 08 | 21,22,23 | - | - | - | - | - | - | - | |
| 09 | 31 | - | - | - | - | - | - | - | |
| 10 | 32,33,34 | 730 | - | - | - | - | - | 730 | |
| 11 | 41,46 | - | - | - | - | - | - | - | |
| 12 | 45 | - | - | - | - | - | - | - | |
| 13 | 51,52,53,54,55,56 | - | - | - | - | - | - | - | |
| 14 | 64,69 | - | - | - | - | - | - | - | |
| 15 | 61,62,63,65 | 660 | - | - | - | - | - | 660 | |
| 16 | 71,72 | - | - | - | - | - | - | - | |
| 17 | 83 | - | - | - | - | - | - | - | |
| 18 | 81,82,89 | 83 | - | - | - | - | - | 83 | |
| 19 | 84 | - | - | - | - | - | - | - | |
| 20 | 91,92,93 | - | - | - | - | - | - | - | |
| 21 | 94 | - | - | - | - | - | - | - | |
| 22 | 95 | - | - | - | - | - | - | - | |
| 23 | 96,97 | 48 | - | - | - | - | - | 48 | |
| 24 | 99 | - | - | - | - | - | - | - | |
| 25 | INSG. TOTAAL-TOTAL | 1600 | - | - | - | - | - | 1600 | |

| BINNENWASSER - BINNENWATEREN - VOIE NAVIGABLE | | | | | | | 1.1.04 | (1A) | |
|--|--------------------|---|----------------------------|--------------------------------|----------------------------|--------------------------------|---------------------------|------------------------------|--|
| INNERSTAATLICHER, GRENZUEBERSCHREITENDER UND DURCHGANGSVERKEHR NACH GUETERGRUPPE | | | | | | | NEDERLAND | | |
| BINNENLANDS, INTERNATIONAAL VERVOER EN DOORVOER NAAR GOEDERENGROEP | | | | | | | 1985 | | |
| TRAFIC NATIONAL, INTERNATIONAL ET DE TRANSIT PAR GROUPE DE MARCHANDISES | | | | | | | 1000 T | | |
| 24 | NST/R | GRENZUEBERSCHREITEND - INTERNATIONAAL - INTERNATIONAL | | | | | ZUSAMMEN - TOTAAL - TOTAL | DAR. EWG-WAARV. EEG-DONT CEE | |
| | | INNERSTAATL. BINNENLANDS NATIONAL | BELADUNG LADING CHARGEMENT | ENTLADUNG LOSSING DECHARGEMENT | BELADUNG LADING CHARGEMENT | ENTLADUNG LOSSING DECHARGEMENT | | | |
| | | (1) | (2) | (3) | (4) | (5) | (6) | (7) | |
| 01 | 01 | 901 | 1599 | 3132 | 1333 | 3132 | 1615 | 7246 | |
| 02 | 02,03 | 660 | 265 | 118 | 265 | 118 | 11 | 1053 | |
| 03 | 00,06 | 4 | - | 21 | - | 21 | - | 26 | |
| 04 | 05 | 63 | 274 | 68 | 269 | 67 | 125 | 530 | |
| 05 | 04,09 | 22 | 26 | 21 | 26 | 19 | 33 | 102 | |
| 06 | 11,12,13,14,16,17 | 8982 | 5967 | 1866 | 5863 | 1857 | 706 | 17521 | |
| 07 | 18 | 1168 | 3111 | 462 | 2980 | 457 | 327 | 5068 | |
| 08 | 21,22,23 | 5215 | 5005 | 2815 | 4832 | 2805 | 3581 | 16616 | |
| 09 | 31 | 1498 | 351 | 39 | 351 | 39 | 0 | 1889 | |
| 10 | 32,33,34 | 8707 | 22742 | 2142 | 21361 | 2136 | 3006 | 36596 | |
| 11 | 41,46 | 478 | 35966 | 542 | 35882 | 540 | 954 | 37940 | |
| 12 | 45 | 67 | 2667 | 54 | 2660 | 52 | 585 | 3372 | |
| 13 | 51,52,53,54,55,56 | 609 | 2948 | 2305 | 2640 | 2258 | 5435 | 11297 | |
| 14 | 64,69 | 1340 | 180 | 2130 | 174 | 2126 | 273 | 3922 | |
| 15 | 61,62,63,65 | 40816 | 10339 | 20261 | 10223 | 20223 | 3757 | 75172 | |
| 16 | 71,72 | 2034 | 3472 | 908 | 3439 | 890 | 2463 | 8877 | |
| 17 | 83 | 174 | 218 | 94 | 218 | 94 | 84 | 571 | |
| 18 | 81,82,89 | 1384 | 7526 | 4101 | 7354 | 4089 | 4791 | 17802 | |
| 19 | 84 | 44 | 763 | 94 | 599 | 94 | 289 | 1190 | |
| 20 | 91,92,93 | 29 | 130 | 251 | 123 | 227 | 120 | 530 | |
| 21 | 94 | 100 | 241 | 284 | 240 | 283 | 816 | 1441 | |
| 22 | 95 | 0 | 22 | 16 | 21 | 8 | 13 | 51 | |
| 23 | 96,97 | 3 | 119 | 48 | 117 | 45 | 51 | 220 | |
| 24 | 99 | 698 | 1218 | 2490 | 1183 | 2482 | 668 | 5073 | |
| 25 | INSG. TOTAAL-TOTAL | 74995 | 105146 | 44261 | 102155 | 44064 | 29704 | 254107 | |

(a) SP/KOL/COL. 1+2+3+6

B I N N E N W A S S E R - B I N N E N W A T E R E N - V O I E N A V I G A B L E

1.1.05 (1A)

INNERSTAATLICHER, GRENZUEBERSCHREITENDER UND DURCHGANGSVERKEHR NACH GUETERGRUPPE

BELGIQUE/BELGIE

BINNENLANDS, INTERNATIONAAL VERVOER EN DOORVOER NAAR GOEDERENGROEP

1985

TRAFIC NATIONAL, INTERNATIONAL ET DE TRANSIT PAR GROUPE DE MARCHANDISES

1000 T

| 24 | NST/R | GRENZUEBERSCHREITEND - INTERNATIONAAL - INTERNATIONAL | | | | | DURCHGANG DOORVOER TRANSIT | INSGESAMT TOTAAL (a) |
|---|---|---|--|--|--|--|----------------------------------|-------------------------|
| | | ZUSAMMEN - TOTAAL - TOTAL | ! BELADUNG ! LADING ! CHARGEMENT | ! ENTLADUNG ! LOSSING ! DECHARGEMENT | ! BELADUNG ! LADING ! CHARGEMENT | ! ENTLADUNG ! LOSSING ! DECHARGEMENT | | |
| GUETERGRUPPE GOEDERENGROEP GROUPE DE MARCHANDISES | INNERSTAATL. BINNENLANDS NATIONAL | (1) | (2) | (3) | (4) | (5) | (6) | (7) |
| 01 | 01 | 616 | 2127 | 2594 | 2083 | 2588 | 1329 | 6666 |
| 02 | 02,03 | 19 | 36 | 6 | 36 | 6 | 35 | 97 |
| 03 | 00,06 | - | 1 | 0 | 1 | 0 | 0 | 2 |
| 04 | 05 | 8 | 168 | 45 | 153 | 45 | 4 | 225 |
| 05 | 04,09 | 4 | 38 | 18 | 38 | 18 | 0 | 61 |
| 06 | 11,12,13,14,16,17 | 1188 | 803 | 2155 | 798 | 2151 | 506 | 4652 |
| 07 | 18 | 705 | 298 | 665 | 286 | 664 | 122 | 1789 |
| 08 | 21,22,23 | 2749 | 1474 | 1481 | 1423 | 1450 | 368 | 6073 |
| 09 | 31 | 23 | 18 | 515 | 18 | 515 | - | 556 |
| 10 | 32,33,34 | 6084 | 5959 | 6755 | 5114 | 6755 | 36 | 18833 |
| 11 | 41,46 | 1088 | 775 | 1806 | 752 | 1793 | 78 | 3746 |
| 12 | 45 | 600 | 816 | 206 | 816 | 203 | 132 | 1754 |
| 13 | 51,52,53,54,55,56 | 1013 | 2406 | 4821 | 2037 | 4733 | 255 | 8495 |
| 14 | 64,69 | 756 | 1819 | 66 | 1818 | 59 | 7 | 2648 |
| 15 | 61,62,63,65 | 3658 | 6373 | 11342 | 6304 | 11314 | 338 | 21711 |
| 16 | 71,72 | 1257 | 1710 | 2510 | 1683 | 2475 | 351 | 5828 |
| 17 | 83 | 74 | 94 | 140 | 93 | 140 | 8 | 317 |
| 18 | 81,82,89 | 1470 | 2079 | 2785 | 2063 | 2781 | 133 | 6467 |
| 19 | 84 | 44 | 335 | 57 | 326 | 57 | 12 | 448 |
| 20 | 91,92,93 | 10 | 652 | 886 | 639 | 862 | 0 | 1548 |
| 21 | 94 | 18 | 13 | 30 | 12 | 29 | 1 | 62 |
| 22 | 95 | - | 6 | 11 | 6 | 4 | - | 16 |
| 23 | 96,97 | 2 | 33 | 35 | 33 | 34 | 0 | 71 |
| 24 | 99 | 50 | 628 | 413 | 580 | 399 | 47 | 1138 |
| 25 | INSG. TOTAAL-TOTAL | 21437 | 28662 | 39340 | 27111 | 39075 | 3764 | 93202 |

B I N N E N W A S S E R - B I N N E N W A T E R E N - V O I E N A V I G A B L E

1.1.06 (1A)

INNERSTAATLICHER, GRENZUEBERSCHREITENDER UND DURCHGANGSVERKEHR NACH GUETERGRUPPE

LUXEMBOURG

BINNENLANDS, INTERNATIONAAL VERVOER EN DOORVOER NAAR GOEDERENGROEP

1985

TRAFIC NATIONAL, INTERNATIONAL ET DE TRANSIT PAR GROUPE DE MARCHANDISES

1000 T

| 24 | NST/R | GRENZUEBERSCHREITEND - INTERNATIONAAL - INTERNATIONAL | | | | | DURCHGANG DOORVOER TRANSIT | INSGESAMT TOTAAL (a) |
|---|---|---|--|--|--|--|----------------------------------|-------------------------|
| | | ZUSAMMEN - TOTAAL - TOTAL | ! BELADUNG ! LADING ! CHARGEMENT | ! ENTLADUNG ! LOSSING ! DECHARGEMENT | ! BELADUNG ! LADING ! CHARGEMENT | ! ENTLADUNG ! LOSSING ! DECHARGEMENT | | |
| GUETERGRUPPE GOEDERENGROEP GROUPE DE MARCHANDISES | INNERSTAATL. BINNENLANDS NATIONAL | (1) | (2) | (3) | (4) | (5) | (6) | (7) |
| 01 | 01 | - | 17 | 2 | 17 | 2 | 1729 | 1748 |
| 02 | 02,03 | - | - | - | - | - | - | - |
| 03 | 00,06 | - | - | - | - | - | - | - |
| 04 | 05 | - | 1 | - | 1 | - | 0 | 1 |
| 05 | 04,09 | - | - | - | - | - | - | - |
| 06 | 11,12,13,14,16,17 | - | - | 16 | - | 16 | 117 | 134 |
| 07 | 18 | - | - | 400 | - | 400 | 223 | 223 |
| 08 | 21,22,23 | - | 9 | 400 | 9 | 400 | 1596 | 2006 |
| 09 | 31 | - | - | - | - | - | - | - |
| 10 | 32,33,34 | - | - | 80 | - | 80 | 248 | 328 |
| 11 | 41,46 | - | - | 94 | - | 94 | 1583 | 1677 |
| 12 | 45 | - | 0 | - | 0 | - | 28 | 28 |
| 13 | 51,52,53,54,55,56 | - | 159 | 22 | 159 | 21 | 844 | 1024 |
| 14 | 64,69 | - | 223 | 1 | 223 | 1 | 14 | 237 |
| 15 | 61,62,63,65 | - | 324 | 349 | 324 | 344 | 1239 | 1912 |
| 16 | 71,72 | - | 52 | 10 | 52 | 10 | 238 | 299 |
| 17 | 83 | - | - | - | - | - | 3 | 3 |
| 18 | 81,82,89 | - | - | - | - | - | 70 | 70 |
| 19 | 84 | - | - | - | - | - | - | - |
| 20 | 91,92,93 | - | 0 | - | 0 | - | 2 | 2 |
| 21 | 94 | - | 0 | - | 0 | - | 3 | 4 |
| 22 | 95 | - | 2 | - | 2 | - | - | 2 |
| 23 | 96,97 | - | - | - | - | - | - | - |
| 24 | 99 | - | - | - | - | - | - | - |
| 25 | INSG. TOTAAL-TOTAL | - | 787 | 974 | 787 | 968 | 7937 | 9699 |

(a) SP/KOL/COL. 1+2+3+6

| B I N N E N W A S S E R - B I N N E N W A T E R E N - V O D I E H A V I G A B L E | | | | | | | 1.1.07 | (1A) |
|---|--------------------|---------------------------|--------------|------------------------------|--------------|-----------|------------|------|
| INNERSTAATLICHER, GRENZUEBERSCHREITENDER UND DURCHGANGSVERKEHR NACH GUETERGRUPPE | | | | | | | EUR | |
| BINNENLANDS, INTERNATIONAAL VERVOER EN DOORVOER NAAR GOEDERENGROEP | | | | | | | 1985 | |
| TRAFIC NATIONAL, INTERNATIONAL ET DE TRANSIT PAR GROUPE DE MARCHANDISES | | | | | | | 1000 T | |
| GRENZUEBERSCHREITEND - INTERNATIONAAL - INTERNATIONAL | | | | | | | | |
| 24 | MST/R | ZUSAMMEN - TOTAAL - TOTAL | | DAR. EWG-WAARV. EEG-DONT CEE | | | | |
| GUETERGRUPPE | INNERSTAATL. | BELADUNG | ENTLADUNG | BELADUNG | ENTLADUNG | DURCHGANG | INSGESAMT | |
| GOEDERENGROEP | BINNENLANDS | LADING | LOSSING | LADING | LOSSING | DOORVOER | TOTAAL (a) | |
| GROUPE DE MARCHANDISES | NATIONAL | CHARGEMENT | DECHARGEMENT | CHARGEMENT | DECHARGEMENT | TRANSIT | TOTAL | |
| | (1) | (2) | (3) | (4) | (5) | (6) | (7) | |
| 01 | 01 | 6325 | 9873 | 9697 | 9410 | 9322 | . | |
| 02 | 02,03 | 684 | 400 | 154 | 399 | 153 | . | |
| 03 | 00,06 | 5 | 21 | 22 | 21 | 22 | . | |
| 04 | 05 | 421 | 519 | 406 | 480 | 338 | . | |
| 05 | 04,09 | 109 | 98 | 82 | 83 | 78 | . | |
| 06 | 11,12,13,14,16,17 | 11961 | 9054 | 8346 | 8870 | 8263 | . | |
| 07 | 18 | 2751 | 4901 | 4581 | 4141 | 4550 | . | |
| 08 | 21,22,23 | 22454 | 12565 | 11962 | 11519 | 11165 | . | |
| 09 | 31 | 1793 | 370 | 574 | 370 | 574 | . | |
| 10 | 32,33,34 | 35619 | 32619 | 31765 | 28807 | 31367 | . | |
| 11 | 41,46 | 2970 | 38620 | 37174 | 37526 | 37127 | . | |
| 12 | 45 | 1744 | 3751 | 3550 | 3663 | 3441 | . | |
| 13 | 51,52,53,54,55,56 | 3529 | 12771 | 12966 | 11253 | 11329 | . | |
| 14 | 64,69 | 2906 | 2944 | 2597 | 2929 | 2514 | . | |
| 15 | 61,62,63,65 | 83645 | 44251 | 45130 | 40737 | 42938 | . | |
| 16 | 71,72 | 5411 | 7442 | 7034 | 7150 | 6745 | . | |
| 17 | 83 | 1058 | 471 | 963 | 470 | 963 | . | |
| 18 | 81,82,89 | 6422 | 14321 | 10449 | 14018 | 10352 | . | |
| 19 | 84 | 662 | 1109 | 1106 | 931 | 1068 | . | |
| 20 | 91,92,93 | 339 | 1113 | 1274 | 1070 | 1195 | . | |
| 21 | 94 | 191 | 379 | 339 | 364 | 324 | . | |
| 22 | 95 | 75 | 40 | 75 | 39 | 38 | . | |
| 23 | 96,97 | 173 | 230 | 294 | 221 | 204 | . | |
| 24 | 99 | 955 | 3042 | 3313 | 2918 | 3275 | . | |
| 25 | INSG. TOTAAL-TOTAL | 192202 | 200904 | 193851 | 187389 | 187344 | . | |

B I N N E N W A S S E R - B I N N E N W A T E R E N - V O I E N A V I G A B L E

1.2.01 (1B)

INNERSTAATLICHER, GRENZUEBERSCHREITENDER UND DURCHGANGSVERKEHR NACH GUETERGRUPPE

BR DEUTSCHLAND

BINNEMLANDS, INTERNATIONAAL VERVOER EN DOORVOER NAAR GOEDERENGROEP

1985

TRAFIC NATIONAL, INTERNATIONAL ET DE TRANSIT PAR GROUPE DE MARCHANDISES

MIO. TKM

| 24 | NST/R | GRENZUEBERSCHREITEND - INTERNATIONAAL - INTERNATIONAL | | | | | | INSGESAMT TOTAAL (a) |
|---|---|---|--------------------------------------|----------------------------------|--------------------------------------|----------------------------------|-------------------------|-------------------------|
| | | ZUSAMMEN - TOTAAL - TOTAL | DAR. ENG-WAARV. EEG-DONT CEE | | | | | |
| GUETERGRUPPE GOEDERENGROEP GROUPE DE MARCHANDISES | INNERSTAATL. BINNEMLANDS NATIONAL | BELADUNG LADING CHARGEMENT | ENTLADUNG LOSSING DECHARGEMENT | BELADUNG LADING CHARGEMENT | ENTLADUNG LOSSING DECHARGEMENT | DURCHGANG DOORVOER TRANSIT | INSGESAMT TOTAAL (a) | |
| | (1) | (2) | (3) | (4) | (5) | (6) | (7) | |
| 01 | 01 | 368 | 267 | 985 | 256 | 931 | 623 | 2244 |
| 02 | 02,03 | 0 | 3 | 6 | 3 | 6 | 1 | 10 |
| 03 | 00,06 | 0 | 5 | - | 5 | - | - | 6 |
| 04 | 05 | 91 | 19 | 71 | 15 | 59 | 12 | 194 |
| 05 | 04,09 | 6 | 5 | 12 | 3 | 12 | 6 | 30 |
| 06 | 11,12,13,14,16,17 | 213 | 370 | 1289 | 346 | 1278 | 139 | 2011 |
| 07 | 18 | 156 | 181 | 921 | 87 | 914 | 118 | 1375 |
| 08 | 21,22,23 | 3479 | 1287 | 1377 | 1081 | 1210 | 487 | 6630 |
| 09 | 31 | 23 | 0 | 8 | 0 | 8 | - | 31 |
| 10 | 32,33,34 | 2048 | 411 | 5738 | 241 | 5689 | 1721 | 9918 |
| 11 | 41,46 | 376 | 477 | 2835 | 282 | 2830 | 718 | 4406 |
| 12 | 45 | 267 | 56 | 518 | 43 | 495 | 52 | 893 |
| 13 | 51,52,53,54,55,56 | 495 | 1091 | 1037 | 816 | 770 | 929 | 3552 |
| 14 | 64,69 | 115 | 161 | 129 | 159 | 126 | 13 | 418 |
| 15 | 61,62,63,65 | 4002 | 2589 | 2556 | 2508 | 2369 | 961 | 10108 |
| 16 | 71,72 | 461 | 519 | 744 | 476 | 710 | 323 | 2048 |
| 17 | 83 | 109 | 22 | 90 | 22 | 90 | 4 | 224 |
| 18 | 81,82,89 | 487 | 920 | 872 | 893 | 857 | 308 | 2587 |
| 19 | 84 | 161 | 3 | 228 | 1 | 221 | 180 | 573 |
| 20 | 91,92,93 | 15 | 95 | 31 | 93 | 26 | 34 | 176 |
| 21 | 94 | 12 | 21 | 7 | 19 | 4 | 19 | 59 |
| 22 | 95 | 24 | 4 | 10 | 4 | 8 | 7 | 45 |
| 23 | 96,97 | 34 | 25 | 50 | 24 | 32 | 7 | 117 |
| 24 | 99 | 20 | 335 | 125 | 330 | 124 | 47 | 527 |
| 25 | INSG. TOTAAL-TOTAL | 12965 | 8867 | 19640 | 7706 | 18767 | 6711 | 48183 |

B I N N E N W A S S E R - B I N N E N W A T E R E N - V O I E N A V I G A B L E

1.2.02 (1B)

INNERSTAATLICHER, GRENZUEBERSCHREITENDER UND DURCHGANGSVERKEHR NACH GUETERGRUPPE

FRANCE

BINNEMLANDS, INTERNATIONAAL VERVOER EN DOORVOER NAAR GOEDERENGROEP

1985

TRAFIC NATIONAL, INTERNATIONAL ET DE TRANSIT PAR GROUPE DE MARCHANDISES

MIO. TKM

| 24 | NST/R | GRENZUEBERSCHREITEND - INTERNATIONAAL - INTERNATIONAL | | | | | | INSGESAMT TOTAAL (a) |
|---|---|---|--------------------------------------|----------------------------------|--------------------------------------|----------------------------------|-------------------------|-------------------------|
| | | ZUSAMMEN - TOTAAL - TOTAL | DAR. ENG-WAARV. EEG-DONT CEE | | | | | |
| GUETERGRUPPE GOEDERENGROEP GROUPE DE MARCHANDISES | INNERSTAATL. BINNEMLANDS NATIONAL | BELADUNG LADING CHARGEMENT | ENTLADUNG LOSSING DECHARGEMENT | BELADUNG LADING CHARGEMENT | ENTLADUNG LOSSING DECHARGEMENT | DURCHGANG DOORVOER TRANSIT | INSGESAMT TOTAAL (a) | |
| | (1) | (2) | (3) | (4) | (5) | (6) | (7) | |
| 01 | 01 | 961 | 829 | 63 | 816 | 63 | 33 | 1886 |
| 02 | 02,03 | 2 | 10 | 0 | 10 | 0 | 0 | 12 |
| 03 | 00,06 | - | - | - | - | - | - | - |
| 04 | 05 | 4 | 2 | 1 | 2 | 1 | 1 | 6 |
| 05 | 04,09 | 0 | 0 | 0 | 0 | 0 | 0 | 1 |
| 06 | 11,12,13,14,16,17 | 134 | 194 | 98 | 192 | 98 | 10 | 436 |
| 07 | 18 | 73 | 89 | 30 | 89 | 30 | 17 | 209 |
| 08 | 21,22,23 | 801 | 8 | 187 | 7 | 187 | 58 | 1053 |
| 09 | 31 | 10 | - | - | - | - | 8 | 18 |
| 10 | 32,33,34 | 593 | 96 | 99 | 37 | 98 | 329 | 1117 |
| 11 | 41,46 | 0 | 1 | 62 | 1 | 62 | 2 | 65 |
| 12 | 45 | 10 | 2 | 74 | 2 | 74 | 7 | 93 |
| 13 | 51,52,53,54,55,56 | 61 | 49 | 181 | 49 | 180 | 147 | 438 |
| 14 | 64,69 | 28 | 0 | 0 | 0 | 0 | 0 | 29 |
| 15 | 61,62,63,65 | 1476 | 391 | 177 | 379 | 176 | 139 | 2183 |
| 16 | 71,72 | 200 | 58 | 245 | 58 | 245 | 6 | 508 |
| 17 | 83 | 18 | 0 | 10 | 0 | 10 | 3 | 31 |
| 18 | 81,82,89 | 88 | 10 | 84 | 10 | 84 | 4 | 186 |
| 19 | 84 | 2 | 0 | 27 | 0 | 27 | 28 | 58 |
| 20 | 91,92,93 | 32 | 2 | 0 | 2 | 0 | 6 | 41 |
| 21 | 94 | 7 | 2 | 0 | 2 | 0 | 0 | 8 |
| 22 | 95 | 5 | 0 | 0 | 0 | 0 | 0 | 6 |
| 23 | 96,97 | - | 1 | 1 | 1 | 1 | 1 | 3 |
| 24 | 99 | 0 | 0 | 1 | 0 | 1 | 6 | 7 |
| 25 | INSG. TOTAAL-TOTAL | 4506 | 1745 | 1339 | 1658 | 1336 | 805 | 8394 |

(a) SP/KOL/COL. 1+2+3+6

B I N N E N W A S S E R - B I N N E N W A T E R E N - V O I E N A V I G A B L E 1.2.03 (1B)

INNERSTAATLICHER, GRENZUEBERSCHREITENDER UND DURCHGANGSVERKEHR NACH GUETERGRUPPE ITALIA

BINNENLANDS, INTERNATIONAAL VERVOER EN DOORVOER NAAR GOEDERENGROEP 1985

TRAFIC NATIONAL, INTERNATIONAL ET DE TRANSIT PAR GROUPE DE MARCHANDISES MIO. TKM

| 24 | NST/R | GRENZUEBERSCHREITEND - INTERNATIONAAL - INTERNATIONAL | | | | | | INSGESAMT TOTAAL (a) |
|---|---|---|--------------------------------------|----------------------------------|--------------------------------------|----------------------------------|-----|-------------------------|
| | | ZUSAMMEN - TOTAAL - TOTAL | DAR. EWG-WAARV. EEG-DONT CEE | | | | | |
| GUETERGRUPPE GOEDERENGROEP GROUPE DE MARCHANDISES | INNERSTAATL. BINNENLANDS NATIONAL | BELADUNG LADING CHARGEMENT | ENTLADUNG LOSSING DECHARGEMENT | BELADUNG LADING CHARGEMENT | ENTLADUNG LOSSING DECHARGEMENT | DURCHGANG DOORVOER TRANSIT | | |
| | (1) | (2) | (3) | (4) | (5) | (6) | (7) | |
| 01 | 01 | 6 | - | - | - | - | 6 | |
| 02 | 02,03 | - | - | - | - | - | - | |
| 03 | 00,06 | - | - | - | - | - | - | |
| 04 | 05 | 0 | - | - | - | - | 0 | |
| 05 | 04,09 | - | - | - | - | - | - | |
| 06 | 11,12,13,14,16,17 | - | - | - | - | - | - | |
| 07 | 18 | - | - | - | - | - | - | |
| 08 | 21,22,23 | - | - | - | - | - | - | |
| 09 | 31 | - | - | - | - | - | - | |
| 10 | 32,33,34 | 107 | - | - | - | - | 107 | |
| 11 | 41,46 | - | - | - | - | - | - | |
| 12 | 45 | - | - | - | - | - | - | |
| 13 | 51,52,53,54,55,56 | - | - | - | - | - | - | |
| 14 | 64,69 | - | - | - | - | - | - | |
| 15 | 61,62,63,65 | 61 | - | - | - | - | 61 | |
| 16 | 71,72 | - | - | - | - | - | - | |
| 17 | 83 | - | - | - | - | - | - | |
| 18 | 81,82,89 | 13 | - | - | - | - | 13 | |
| 19 | 84 | - | - | - | - | - | - | |
| 20 | 91,92,93 | - | - | - | - | - | - | |
| 21 | 94 | - | - | - | - | - | - | |
| 22 | 95 | - | - | - | - | - | - | |
| 23 | 96,97 | 15 | - | - | - | - | 15 | |
| 24 | 99 | - | - | - | - | - | - | |
| 25 | INSG. TOTAAL-TOTAL | 201 | - | - | - | - | 201 | |

B I N N E N W A S S E R - B I N N E N W A T E R E N - V O I E N A V I G A B L E 1.2.04 (1B)

INNERSTAATLICHER, GRENZUEBERSCHREITENDER UND DURCHGANGSVERKEHR NACH GUETERGRUPPE NEDERLAND

BINNENLANDS, INTERNATIONAAL VERVOER EN DOORVOER NAAR GOEDERENGROEP 1985

TRAFIC NATIONAL, INTERNATIONAL ET DE TRANSIT PAR GROUPE DE MARCHANDISES MIO. TKM

| 24 | NST/R | GRENZUEBERSCHREITEND - INTERNATIONAAL - INTERNATIONAL | | | | | | INSGESAMT TOTAAL (a) |
|---|---|---|--------------------------------------|----------------------------------|--------------------------------------|----------------------------------|------|-------------------------|
| | | ZUSAMMEN - TOTAAL - TOTAL | DAR. EWG-WAARV. EEG-DONT CEE | | | | | |
| GUETERGRUPPE GOEDERENGROEP GROUPE DE MARCHANDISES | INNERSTAATL. BINNENLANDS NATIONAL | BELADUNG LADING CHARGEMENT | ENTLADUNG LOSSING DECHARGEMENT | BELADUNG LADING CHARGEMENT | ENTLADUNG LOSSING DECHARGEMENT | DURCHGANG DOORVOER TRANSIT | | |
| | (1) | (2) | (3) | (4) | (5) | (6) | (7) | |
| 01 | 01 | 78 | 222 | 452 | 185 | 452 | 338 | 1090 |
| 02 | 02,03 | 79 | 59 | 27 | 59 | 27 | 2 | 167 |
| 03 | 00,06 | 1 | - | 6 | - | 6 | - | 7 |
| 04 | 05 | 13 | 36 | 9 | 36 | 9 | 34 | 92 |
| 05 | 04,09 | 2 | 4 | 3 | 4 | 3 | 7 | 17 |
| 06 | 11,12,13,14,16,17 | 1206 | 947 | 304 | 933 | 303 | 133 | 2591 |
| 07 | 18 | 37 | 425 | 69 | 407 | 68 | 60 | 592 |
| 08 | 21,22,23 | 572 | 662 | 426 | 637 | 424 | 618 | 2278 |
| 09 | 31 | 162 | 57 | 3 | 57 | 3 | 0 | 222 |
| 10 | 32,33,34 | 701 | 3170 | 249 | 2972 | 248 | 507 | 4627 |
| 11 | 41,46 | 43 | 4836 | 78 | 4825 | 77 | 178 | 5134 |
| 12 | 45 | 6 | 371 | 8 | 370 | 8 | 107 | 491 |
| 13 | 51,52,53,54,55,56 | 69 | 466 | 318 | 423 | 312 | 1013 | 1868 |
| 14 | 64,69 | 154 | 24 | 346 | 24 | 346 | 36 | 561 |
| 15 | 61,62,63,65 | 2997 | 1038 | 3108 | 1022 | 3103 | 754 | 7898 |
| 16 | 71,72 | 358 | 512 | 141 | 507 | 138 | 497 | 1508 |
| 17 | 83 | 21 | 33 | 14 | 33 | 14 | 21 | 89 |
| 18 | 81,82,89 | 151 | 911 | 501 | 888 | 499 | 800 | 2363 |
| 19 | 84 | 7 | 113 | 8 | 86 | 8 | 54 | 183 |
| 20 | 91,92,93 | 3 | 18 | 39 | 17 | 36 | 23 | 83 |
| 21 | 94 | 9 | 38 | 34 | 38 | 33 | 160 | 241 |
| 22 | 95 | 0 | 4 | 2 | 4 | 1 | 3 | 9 |
| 23 | 96,97 | 0 | 16 | 6 | 16 | 6 | 10 | 32 |
| 24 | 99 | 51 | 143 | 280 | 138 | 279 | 122 | 597 |
| 25 | INSG. TOTAAL-TOTAL | 6719 | 14109 | 6431 | 13684 | 6404 | 5477 | 32736 |

(a) SP/KOL/COL. 1+2+3+6

B I N N E N W A S S E R - B I N N E N W A T E R E N - V O I E H A V I G A B L E 1.2.05 (1B)
 INNERSTAATLICHER, GRENZUEBERSCHREITENDER UND DURCHGANGSVERKEHR NACH GUETERGRUPPE BELGIQUE/BELGIE
 BINNENLANDS, INTERNATIONAAL VERVOER EN DOORVOER NAAR GOEDERENGROEP 1985
 TRAFIC NATIONAL, INTERNATIONAL ET DE TRANSIT PAR GROUPE DE MARCHANDISES MID.TKM

| 24 | NST/R | GRENZUEBERSCHREITEND - INTERNATIONAAL - INTERNATIONAL | | | | | | INSGESAMT TOTAAL (a) |
|---|---|---|--------------------------------------|----------------------------------|--------------------------------------|----------------------------------|------------|-------------------------|
| | | ZUSAMMEN - TOTAAL - TOTAL | DAR. EWG-WAARV. EEG-DONT CEE | | | | | |
| GUETERGRUPPE GOEDERENGROEP GROUPE DE MARCHANDISES | INNERSTAATL. BINNENLANDS NATIONAL | BELADUNG LADING CHARGEMENT | ENTLADUNG LOSSING DECHARGEMENT | BELADUNG LADING CHARGEMENT | ENTLADUNG LOSSING DECHARGEMENT | DURCHGANG DOORVOER TRANSIT | TOTAAL (a) | |
| | (1) | (2) | (3) | (4) | (5) | (6) | (7) | |
| 01 | 01 | 46 | 69 | 197 | 69 | 197 | 492 | |
| 02 | 02,03 | 1 | 0 | 0 | 0 | 4 | 6 | |
| 03 | 00,06 | - | 0 | 0 | 0 | 0 | 0 | |
| 04 | 05 | 0 | 12 | 1 | 12 | 1 | 14 | |
| 05 | 04,09 | 0 | 1 | 0 | 1 | 0 | 1 | |
| 06 | 11,12,13,14,16,17 | 60 | 37 | 117 | 36 | 117 | 276 | |
| 07 | 18 | 21 | 7 | 22 | 7 | 22 | 64 | |
| 08 | 21,22,23 | 237 | 71 | 84 | 69 | 83 | 438 | |
| 09 | 31 | 1 | 0 | 9 | 0 | 9 | 10 | |
| 10 | 32,33,34 | 414 | 100 | 256 | 87 | 256 | 773 | |
| 11 | 41,46 | 122 | 29 | 132 | 28 | 131 | 292 | |
| 12 | 45 | 42 | 59 | 10 | 59 | 10 | 127 | |
| 13 | 51,52,53,54,55,56 | 104 | 108 | 109 | 105 | 107 | 354 | |
| 14 | 64,69 | 80 | 105 | 4 | 104 | 3 | 189 | |
| 15 | 61,62,63,65 | 345 | 345 | 550 | 343 | 548 | 1283 | |
| 16 | 71,72 | 84 | 104 | 115 | 103 | 113 | 345 | |
| 17 | 83 | 1 | 1 | 1 | 1 | 1 | 13 | |
| 18 | 81,82,89 | 97 | 60 | 86 | 60 | 86 | 259 | |
| 19 | 84 | 5 | 14 | 2 | 14 | 2 | 23 | |
| 20 | 91,92,93 | 1 | 9 | 12 | 9 | 12 | 22 | |
| 21 | 94 | 2 | 1 | 0 | 1 | 0 | 4 | |
| 22 | 95 | - | 1 | 0 | 1 | 0 | 1 | |
| 23 | 96,97 | 0 | 1 | 1 | 1 | 1 | 1 | |
| 24 | 99 | 2 | 12 | 7 | 11 | 7 | 27 | |
| 25 | INSG. TOTAAL-TOTAL | 1677 | 1145 | 1716 | 1120 | 1706 | 5015 | |

B I N N E N W A S S E R - B I N N E N W A T E R E N - V O I E N A V I G A B L E 1.2.06 (1B)
 INNERSTAATLICHER, GRENZUEBERSCHREITENDER UND DURCHGANGSVERKEHR NACH GUETERGRUPPE LUXEMBOURG
 BINNENLANDS, INTERNATIONAAL VERVOER EN DOORVOER NAAR GOEDERENGROEP 1985
 TRAFIC NATIONAL, INTERNATIONAL ET DE TRANSIT PAR GROUPE DE MARCHANDISES MID.TKM

| 24 | NST/R | GRENZUEBERSCHREITEND - INTERNATIONAAL - INTERNATIONAL | | | | | | INSGESAMT TOTAAL (a) |
|---|---|---|--------------------------------------|----------------------------------|--------------------------------------|----------------------------------|------------|-------------------------|
| | | ZUSAMMEN - TOTAAL - TOTAL | DAR. EWG-WAARV. EEG-DONT CEE | | | | | |
| GUETERGRUPPE GOEDERENGROEP GROUPE DE MARCHANDISES | INNERSTAATL. BINNENLANDS NATIONAL | BELADUNG LADING CHARGEMENT | ENTLADUNG LOSSING DECHARGEMENT | BELADUNG LADING CHARGEMENT | ENTLADUNG LOSSING DECHARGEMENT | DURCHGANG DOORVOER TRANSIT | TOTAAL (a) | |
| | (1) | (2) | (3) | (4) | (5) | (6) | (7) | |
| 01 | 01 | - | 0 | 0 | 0 | 65 | 65 | |
| 02 | 02,03 | - | - | - | - | - | - | |
| 03 | 00,06 | - | - | - | - | - | - | |
| 04 | 05 | - | 0 | - | 0 | 0 | 0 | |
| 05 | 04,09 | - | - | - | - | - | - | |
| 06 | 11,12,13,14,16,17 | - | - | 0 | - | 4 | 4 | |
| 07 | 18 | - | - | - | - | 8 | 8 | |
| 08 | 21,22,23 | - | 0 | 1 | 0 | 60 | 61 | |
| 09 | 31 | - | - | - | - | 9 | 9 | |
| 10 | 32,33,34 | - | - | 0 | - | 59 | 59 | |
| 11 | 41,46 | - | 0 | 0 | 0 | 1 | 1 | |
| 12 | 45 | - | 0 | - | 0 | 59 | 59 | |
| 13 | 51,52,53,54,55,56 | - | 1 | 0 | 1 | 32 | 32 | |
| 14 | 64,69 | - | 1 | 0 | 1 | 1 | 1 | |
| 15 | 61,62,63,65 | 0 | 1 | 4 | 1 | 46 | 51 | |
| 16 | 71,72 | - | 0 | 0 | 0 | 9 | 9 | |
| 17 | 83 | - | - | - | - | 0 | 0 | |
| 18 | 81,82,89 | - | - | - | - | 3 | 3 | |
| 19 | 84 | - | - | - | - | - | - | |
| 20 | 91,92,93 | - | 0 | - | 0 | 0 | 0 | |
| 21 | 94 | - | 0 | - | 0 | 0 | 0 | |
| 22 | 95 | - | 0 | - | 0 | - | 0 | |
| 23 | 96,97 | - | - | - | - | - | - | |
| 24 | 99 | - | - | - | - | - | - | |
| 25 | INSG. TOTAAL-TOTAL | 0 | 2 | 6 | 2 | 296 | 304 | |

(a) SP/KDL/COL. 1+2+3+6

B I N N E N W A S S E R - B I N N E N W A T E R E N - V O I E N A V I G A B L E

1.2.07 (18)

INNERSTAATLICHER, GRENZUEBERSCHREITENDER UND DURCHGANGSVERKEHR NACH GUETERGRUPPE

EUR

BINNEHLANDS, INTERNATIONAAL VERVOER EN DOORVOER NAAR GOEDERENGROEP

1985

TRAFIC NATIONAL, INTERNATIONAL ET DE TRANSIT PAR GROUPE DE MARCHANDISES

MIO. TKM

| | | GRENZUEBERSCHREITEND - INTERNATIONAAL - INTERNATIONAL | | | | | | |
|---|---|---|--------------------------------------|----------------------------------|--------------------------------------|----------------------------------|----------------------------------|-------|
| 24 | NST/R | ZUSAMMEN - TOTAAL - TOTAL | | | DAR. EWG-WAARV. EEG-DONT CEE | | | |
| GUETERGRUPPE GOEDERENGROEP GROUPE DE MARCHANDISES | INNERSTAATL. BINNEHLANDS NATIONAL | BELADUNG LADING CHARGEMENT | ENTLADUNG LOSSING DECHARGEMENT | BELADUNG LADING CHARGEMENT | ENTLADUNG LOSSING DECHARGEMENT | DURCHGANG DOORVOER TRANSIT | INSGESAMT TOTAAL (m) TOTAL | |
| | (1) | (2) | (3) | (4) | (5) | (6) | (7) | |
| 01 | 01 | 1460 | 1387 | 1696 | 1326 | 1642 | 1240 | 5783 |
| 02 | 02,03 | 82 | 72 | 33 | 72 | 33 | 7 | 194 |
| 03 | 00,06 | 1 | 5 | 6 | 5 | 6 | 0 | 13 |
| 04 | 05 | 108 | 69 | 82 | 64 | 70 | 46 | 306 |
| 05 | 04,09 | 9 | 10 | 16 | 8 | 16 | 15 | 50 |
| 06 | 11,12,13,14,16,17 | 1613 | 1548 | 1808 | 1508 | 1795 | 349 | 5319 |
| 07 | 18 | 286 | 702 | 1042 | 591 | 1034 | 218 | 2248 |
| 08 | 21,22,23 | 5089 | 2028 | 2074 | 1795 | 1905 | 1269 | 10460 |
| 09 | 31 | 196 | 58 | 20 | 58 | 20 | 8 | 281 |
| 10 | 32,33,34 | 3862 | 3777 | 6341 | 3338 | 6291 | 2571 | 16551 |
| 11 | 41,46 | 541 | 5342 | 3107 | 5135 | 3099 | 966 | 9957 |
| 12 | 45 | 326 | 489 | 610 | 474 | 586 | 182 | 1606 |
| 13 | 51,52,53,54,55,56 | 730 | 1716 | 1645 | 1394 | 1369 | 2153 | 6244 |
| 14 | 64,69 | 377 | 290 | 479 | 288 | 473 | 51 | 1197 |
| 15 | 61,62,63,65 | 8882 | 4364 | 6395 | 4253 | 6199 | 1943 | 21584 |
| 16 | 71,72 | 1103 | 1193 | 1244 | 1145 | 1205 | 877 | 4418 |
| 17 | 83 | 159 | 56 | 115 | 56 | 115 | 28 | 358 |
| 18 | 81,82,89 | 837 | 1901 | 1543 | 1850 | 1527 | 1130 | 5411 |
| 19 | 84 | 175 | 130 | 266 | 101 | 259 | 264 | 836 |
| 20 | 91,92,93 | 51 | 125 | 82 | 121 | 74 | 63 | 321 |
| 21 | 94 | 30 | 62 | 41 | 59 | 38 | 179 | 312 |
| 22 | 95 | 29 | 9 | 12 | 9 | 9 | 10 | 60 |
| 23 | 96,97 | 49 | 43 | 58 | 42 | 40 | 18 | 168 |
| 24 | 99 | 73 | 490 | 413 | 479 | 411 | 181 | 1157 |
| 25 | INSG. TOTAAL-TOTAL | 26068 | 25867 | 29131 | 24170 | 28217 | 13767 | 94834 |

| BINNENWASSER - BINNENWATEREN - VOIE NAVIGABLE | | | | | | | 1.3.01:1 (10A) |
|--|---|----------------------------------|--------------------------------------|----------------------------------|--------------------------------------|----------------------------------|------------------------------|
| INNERSTAATLICHER,GRENZUEBERSCHREITENDER UND DURCHGANGSVERKEHR NACH STAATZUGEHORIGKEIT DES SCHIFFES | | | | | | | BR DEUTSCHLAND |
| BINNENLANDS,INTERNATIONAAL VERVOER EN DOORVOER NAAR NATIONALITEIT VAN HET SCHIP | | | | | | | 1985 01-03 |
| TRAFIC NATIONAL,INTERNATIONAL ET TRANSIT PAR NATIONALITE DU BATEAU | | | | | | | 1000 T |
| STAATZUGEHORIGKEIT NATIONALITEIT NATIONALITE | GRENZUEBERSCHREITEHD - INTERNATIONAAL - INTERNATIONAL | | | | | | INSGESAMT TOTAAL TOTAL |
| | ZUSAMMEN - TOTAAL - TOTAL | | | DAR. EWG-WAARV. EEG-DONT CEE | | | |
| | INNERSTAATL. BINNENLANDS NATIONAL | BELADUNG LADING CHARGEMENT | ENTLADUNG LOSSING DECHARGEMENT | BELADUNG LADING CHARGEMENT | ENTLADUNG LOSSING DECHARGEMENT | DURCHGANG DOORVOER TRANSIT | |
| (1) | (2) | (3) | (4) | (5) | (6) | (7) | |
| 01 BR DEUTSCHLAND | 10389 | 2291 | 7815 | 2009 | 7680 | 258 | 20754 |
| 02 FRANCE | 5 | 177 | 337 | 176 | 337 | 229 | 747 |
| 03 ITALIA | - | - | - | - | - | - | - |
| 04 NEDERLAND | 1142 | 5139 | 9850 | 5088 | 9833 | 989 | 17120 |
| 05 BELGIQUE/BELGIE | 114 | 743 | 1148 | 729 | 1144 | 274 | 2279 |
| 06 LUXEMBOURG | 6 | 23 | 14 | 23 | 14 | 12 | 55 |
| 07 UNITED KINGDOM | - | 22 | 27 | 22 | 27 | - | 49 |
| 08 IRELAND | - | 22 | - | 22 | - | - | 22 |
| 09 DANMARK | - | - | - | - | - | - | - |
| 10 HELLAS | - | - | - | - | - | - | - |
| 20 EUR | 11656 | 8416 | 19192 | 8069 | 19036 | 1761 | 41025 |
| 36 SWITZERLAND | 467 | 614 | 1493 | 432 | 1464 | 743 | 3317 |
| 38 AUSTRIA | 0 | 137 | 47 | - | - | - | 185 |
| 48 YUGOSLAVIA | - | 7 | 36 | - | - | - | 42 |
| 56 USSR | - | 1 | 0 | - | - | - | 1 |
| 58 GERMAN DR | 1 | 410 | 257 | - | 2 | 13 | 682 |
| 60 POLAND | 0 | 5 | 9 | 4 | 8 | 2 | 17 |
| 62 CZECHOSLOVAKIA | - | 92 | 78 | - | - | - | 170 |
| 64 HUNGARY | 0 | 3 | 36 | - | - | - | 40 |
| 66 RUMANIA | - | 6 | 16 | - | - | - | 22 |
| 68 BULGARIA | - | 2 | 6 | - | - | - | 8 |
| 71 TOTAL STATE TRADING | 2 | 527 | 438 | 4 | 10 | 15 | 981 |
| 76 OTHER EUROP. COUNTRIES | 1 | 65 | 53 | - | 2 | - | 119 |
| 82 USA | 43 | 27 | 24 | 27 | 24 | 0 | 94 |
| 85 OTHER COUNTRIES | 0 | 11 | 6 | 10 | 4 | - | 17 |
| 88 TOTAL THIRD COUNTRIES | 513 | 1381 | 2060 | 473 | 1503 | 758 | 4713 |
| 90 INSGESAMT-TOTAAL-TOTAL | 12170 | 9797 | 21252 | 8542 | 20539 | 2519 | 45738 |

| BINNENWASSER - BINNENWATEREN - VOIE NAVIGABLE | | | | | | | 1.3.02:1 (10A) |
|--|---|----------------------------------|--------------------------------------|----------------------------------|--------------------------------------|----------------------------------|------------------------------|
| INNERSTAATLICHER,GRENZUEBERSCHREITENDER UND DURCHGANGSVERKEHR NACH STAATZUGEHORIGKEIT DES SCHIFFES | | | | | | | FRANCE |
| BINNENLANDS,INTERNATIONAAL VERVOER EN DOORVOER NAAR NATIONALITEIT VAN HET SCHIP | | | | | | | 1985 01-03 |
| TRAFIC NATIONAL,INTERNATIONAL ET TRANSIT PAR NATIONALITE DU BATEAU | | | | | | | 1000 T |
| STAATZUGEHORIGKEIT NATIONALITEIT NATIONALITE | GRENZUEBERSCHREITEHD - INTERNATIONAAL - INTERNATIONAL | | | | | | INSGESAMT TOTAAL TOTAL |
| | ZUSAMMEN - TOTAAL - TOTAL | | | DAR. EWG-WAARV. EEG-DONT CEE | | | |
| | INNERSTAATL. BINNENLANDS NATIONAL | BELADUNG LADING CHARGEMENT | ENTLADUNG LOSSING DECHARGEMENT | BELADUNG LADING CHARGEMENT | ENTLADUNG LOSSING DECHARGEMENT | DURCHGANG DOORVOER TRANSIT | |
| (1) | (2) | (3) | (4) | (5) | (6) | (7) | |
| 01 BR DEUTSCHLAND | 15 | 1215 | 450 | 1198 | 450 | 200 | 1880 |
| 02 FRANCE | 7101 | 657 | 453 | 651 | 445 | 10 | 8222 |
| 03 ITALIA | - | - | - | - | - | - | - |
| 04 NEDERLAND | 2 | 708 | 581 | 703 | 580 | 217 | 1508 |
| 05 BELGIQUE/BELGIE | 5 | 574 | 716 | 574 | 716 | 41 | 1336 |
| 06 LUXEMBOURG | 1 | 23 | 20 | 23 | 20 | 1 | 45 |
| 07 UNITED KINGDOM | - | - | - | - | - | - | - |
| 08 IRELAND | - | - | - | - | - | - | - |
| 09 DANMARK | - | - | - | - | - | - | - |
| 10 HELLAS | - | - | - | - | - | - | - |
| 20 EUR | 7125 | 3177 | 2220 | 3150 | 2211 | 469 | 12991 |
| 36 SWITZERLAND | 82 | 497 | 142 | 334 | 127 | 556 | 1276 |
| 38 AUSTRIA | - | - | - | - | - | - | - |
| 48 YUGOSLAVIA | - | - | - | - | - | - | - |
| 56 USSR | - | - | - | - | - | - | - |
| 58 GERMAN DR | - | - | 1 | - | 1 | - | 1 |
| 60 POLAND | - | - | - | - | - | - | - |
| 62 CZECHOSLOVAKIA | - | - | - | - | - | - | - |
| 64 HUNGARY | - | - | - | - | - | - | - |
| 66 RUMANIA | - | - | - | - | - | - | - |
| 68 BULGARIA | - | - | - | - | - | - | - |
| 71 TOTAL STATE TRADING | - | - | 1 | - | 1 | - | 1 |
| 76 OTHER EUROP. COUNTRIES | - | - | - | - | - | - | - |
| 82 USA | - | - | - | - | - | - | - |
| 85 OTHER COUNTRIES | - | - | - | - | - | - | - |
| 88 TOTAL THIRD COUNTRIES | 82 | 497 | 144 | 334 | 128 | 556 | 1277 |
| 90 INSGESAMT-TOTAAL-TOTAL | 7206 | 3674 | 2364 | 3484 | 2340 | 1025 | 14268 |

| BINNENWASSER - BINNENWATEREN - VOIE NAVIGABLE | | | | | | | 1.3.04:1 (10A) |
|--|---|-----------------------------------|--------------------------------------|-----------------------------------|--------------------------------------|----------------------------------|------------------------------|
| INNERSTAATLICHER,GRENZUEBERSCHREITENDER UND DURCHGANGSVERKEHR NACH STAATZUGEHORIGKEIT DES SCHIFFES | | | | | | | NEDERLAND |
| BINNENLANDS,INTERNATIONAAL VERVOER EN DOORVOER NAAR NATIONALITEIT VAN HET SCHIP | | | | | | | 1985 01-03 |
| TRAFIC NATIONAL,INTERNATIONAL ET TRANSIT PAR NATIONALITE DU BATEAU | | | | | | | 1000 T |
| STAATZUGEHORIGKEIT NATIONALITEIT NATIONALITE | GRENZUEBERSCHREITEND - INTERNATIONAAL - INTERNATIONAL | | | | | | INSGESAMT TOTAAL TOTAL |
| | ZUSAMMEN - TOTAAL - TOTAL | | | | | | |
| | INNERSTAATL. BINNENLANDS NATIONAL | BELOADUNG LADING CHARGEMENT | ENTLADUNG LOSSING DECHARGEMENT | BELOADUNG LADING CHARGEMENT | ENTLADUNG LOSSING DECHARGEMENT | DURCHGANG DOORVOER TRANSIT | |
| (1) | (2) | (3) | (4) | (5) | (6) | (7) | |
| 01 BR DEUTSCHLAND | 18 | 6770 | 1297 | 6737 | 1295 | 1186 | 9272 |
| 02 FRANCE | 18 | 434 | 207 | 426 | 207 | 301 | 960 |
| 03 ITALIA | - | - | - | - | - | - | - |
| 04 NEDERLAND | 11738 | 12011 | 5260 | 11823 | 5251 | 3167 | 32175 |
| 05 BELGIQUE/BELGIE | 211 | 2597 | 1171 | 2557 | 1171 | 1930 | 5910 |
| 06 LUXEMBOURG | - | 9 | 9 | 8 | 9 | 8 | 26 |
| 07 UNITED KINGDOM | - | - | 2 | - | 2 | 19 | 22 |
| 08 IRELAND | - | - | - | - | - | - | - |
| 09 DANMARK | - | - | - | - | - | - | - |
| 10 HELLAS | - | - | - | - | - | - | - |
| 20 EUR | 11985 | 21821 | 7946 | 21551 | 7935 | 6612 | 48365 |
| 36 SWITZERLAND | 31 | 1942 | 547 | 1620 | 536 | 495 | 3015 |
| 38 AUSTRIA | - | - | - | - | - | - | - |
| 48 YUGOSLAVIA | - | - | - | - | - | - | - |
| 56 USSR | - | - | - | - | - | - | - |
| 58 GERMAN DR | - | 13 | 2 | 9 | 1 | 13 | 28 |
| 60 POLAND | - | 6 | 2 | - | 2 | 6 | 14 |
| 62 CZECHOSLOVAKIA | - | - | - | - | - | - | - |
| 64 HUNGARY | - | - | - | - | - | - | - |
| 66 RUMANIA | - | - | - | - | - | - | - |
| 68 BULGARIA | - | - | - | - | - | - | - |
| 71 TOTAL STATE TRADING | - | 18 | 4 | 9 | 3 | 19 | 42 |
| 74 OTHER EUROP. COUNTRIES | - | - | - | - | - | 87 | 87 |
| 82 USA | - | 63 | 99 | 63 | 99 | 1 | 163 |
| 85 OTHER COUNTRIES | - | 10 | 2 | 10 | 2 | 24 | 36 |
| 88 TOTAL THIRD COUNTRIES | 31 | 2033 | 652 | 1702 | 640 | 627 | 3343 |
| 90 INSGESAMT-TOTAAL-TOTAL | 12016 | 23854 | 8598 | 23253 | 8574 | 7239 | 51708 |

| BINNENWASSER - BINNENWATEREN - VOIE NAVIGABLE | | | | | | | 1.3.05:1 (10A) |
|--|---|-----------------------------------|--------------------------------------|-----------------------------------|--------------------------------------|----------------------------------|------------------------------|
| INNERSTAATLICHER,GRENZUEBERSCHREITENDER UND DURCHGANGSVERKEHR NACH STAATZUGEHORIGKEIT DES SCHIFFES | | | | | | | BELGIQUE/BELGIE |
| BINNENLANDS,INTERNATIONAAL VERVOER EN DOORVOER NAAR NATIONALITEIT VAN HET SCHIP | | | | | | | 1985 01-03 |
| TRAFIC NATIONAL,INTERNATIONAL ET TRANSIT PAR NATIONALITE DU BATEAU | | | | | | | 1000 T |
| STAATZUGEHORIGKEIT NATIONALITEIT NATIONALITE | GRENZUEBERSCHREITEND - INTERNATIONAAL - INTERNATIONAL | | | | | | INSGESAMT TOTAAL TOTAL |
| | ZUSAMMEN - TOTAAL - TOTAL | | | | | | |
| | INNERSTAATL. BINNENLANDS NATIONAL | BELOADUNG LADING CHARGEMENT | ENTLADUNG LOSSING DECHARGEMENT | BELOADUNG LADING CHARGEMENT | ENTLADUNG LOSSING DECHARGEMENT | DURCHGANG DOORVOER TRANSIT | |
| (1) | (2) | (3) | (4) | (5) | (6) | (7) | |
| 01 BR DEUTSCHLAND | 31 | 534 | 339 | 518 | 337 | 7 | 911 |
| 02 FRANCE | 21 | 234 | 554 | 228 | 554 | 243 | 1052 |
| 03 ITALIA | 5 | 0 | 1 | 0 | 1 | 0 | 7 |
| 04 NEDERLAND | 493 | 2736 | 4318 | 2581 | 4306 | 252 | 7799 |
| 05 BELGIQUE/BELGIE | 4470 | 1572 | 2433 | 1526 | 2427 | 310 | 8785 |
| 06 LUXEMBOURG | 1 | 3 | 3 | 3 | 3 | 2 | 9 |
| 07 UNITED KINGDOM | - | 1 | 0 | 1 | 0 | - | 1 |
| 08 IRELAND | - | 2 | - | 2 | - | - | 2 |
| 09 DANMARK | 0 | 1 | - | 1 | - | - | 1 |
| 10 HELLAS | - | - | - | - | - | - | - |
| 20 EUR | 5020 | 5084 | 7648 | 4860 | 7629 | 814 | 18566 |
| 36 SWITZERLAND | 58 | 310 | 258 | 201 | 240 | 3 | 629 |
| 38 AUSTRIA | - | - | - | - | - | - | - |
| 48 YUGOSLAVIA | - | - | - | - | - | - | - |
| 56 USSR | - | - | - | - | - | - | - |
| 58 GERMAN DR | 37 | 2 | 12 | 2 | 6 | - | 51 |
| 60 POLAND | - | 2 | 3 | 2 | 3 | - | 5 |
| 62 CZECHOSLOVAKIA | - | - | - | - | - | - | - |
| 64 HUNGARY | - | - | - | - | - | - | - |
| 66 RUMANIA | - | - | - | - | - | - | - |
| 68 BULGARIA | - | - | - | - | - | - | - |
| 71 TOTAL STATE TRADING | 37 | 4 | 15 | 4 | 9 | - | 56 |
| 74 OTHER EUROP. COUNTRIES | - | - | 1 | - | 1 | - | 1 |
| 82 USA | - | 20 | 27 | 20 | 27 | - | 47 |
| 85 OTHER COUNTRIES | - | - | 1 | - | 1 | - | 1 |
| 88 TOTAL THIRD COUNTRIES | 95 | 334 | 302 | 225 | 278 | 3 | 734 |
| 90 INSGESAMT-TOTAAL-TOTAL | 5115 | 5418 | 7950 | 5085 | 7907 | 817 | 19300 |

B I N N E N W A S S E R - B I N N E N W A T E R E N - V O I E N A V I G A B L E

1.3.06:1 (10A)

INNERSTAATLICHER,GRENZUEBERSCHREITENDER UND DURCHGANGSVERKEHR NACH STAATZUGEHORIGKEIT DES SCHIFFES

LUXEMBOURG

BINNENLANDS,INTERNATIONAAL VERVOER EN DOORVOER NAAR NATIONALITEIT VAN HET SCHIP

1985 01-03

TRAFIC NATIONAL,INTERNATIONAL ET TRANSIT PAR NATIONALITE DU BATEAU

1000 T

| STAATZUGEHORIGKEIT NATIONALITEIT NATIONALITE | GRENZUEBERSCHREITEND - INTERNATIONAAL - INTERNATIONAL | | | | | | INSGESAMT TOTAAL TOTAL |
|--|---|-----------------------------------|--------------------------------------|-----------------------------------|----------------------------------|--------------------------------------|------------------------------|
| | INNERSTAATL. BINNENLANDS NATIONAL | | DAR. EWG-WAARV. EEG-DONT CEE | | DURCHGANG DOORVOER TRANSIT | | |
| | ZUSAMMEN - TOTAAL - TOTAL | BELOADUNG LADING CHARGEMENT | ENTLADUNG LOSSING DECHARGEMENT | BELOADUNG LADING CHARGEMENT | | ENTLADUNG LOSSING DECHARGEMENT | |
| (1) | (2) | (3) | (4) | (5) | (6) | (7) | |
| 01 BR DEUTSCHLAND | - | 63 | 74 | 63 | 74 | 729 | 866 |
| 02 FRANCE | - | 15 | 9 | 15 | 9 | 176 | 200 |
| 03 ITALIA | - | - | - | - | - | - | - |
| 04 NEDERLAND | - | 42 | 58 | 42 | 58 | 601 | 701 |
| 05 BELGIQUE/BELGIE | - | 2 | 9 | 2 | 9 | 235 | 245 |
| 06 LUXEMBOURG | - | 4 | - | 4 | - | 40 | 44 |
| 07 UNITED KINGDOM | - | - | - | - | - | - | - |
| 08 IRELAND | - | - | - | - | - | - | - |
| 09 DANMARK | - | - | - | - | - | - | - |
| 10 HELLAS | - | - | - | - | - | - | - |
| 20 EUR | 0 | 126 | 150 | 126 | 150 | 1781 | 2057 |
| 36 SWITZERLAND | - | 9 | 22 | 9 | 22 | 133 | 164 |
| 38 AUSTRIA | - | - | - | - | - | - | - |
| 48 YUGOSLAVIA | - | - | - | - | - | - | - |
| 56 USSR | - | - | - | - | - | - | - |
| 58 GERMAN DR | - | - | - | - | - | - | - |
| 60 POLAND | - | - | - | - | - | - | - |
| 62 CZECHOSLOVAKIA | - | - | - | - | - | - | - |
| 64 HUNGARY | - | - | - | - | - | - | - |
| 66 RUMANIA | - | - | - | - | - | - | - |
| 68 BULGARIA | - | - | - | - | - | - | - |
| 71 TOTAL STATE TRADING | - | - | - | - | - | - | - |
| 76 OTHER EUROP. COUNTRIES | - | - | - | - | - | - | - |
| 82 USA | - | - | - | - | - | - | - |
| 85 OTHER COUNTRIES | - | - | - | - | - | - | - |
| 88 TOTAL THIRD COUNTRIES | - | 9 | 22 | 9 | 22 | 133 | 164 |
| 90 INSGESAMT-TOTAAL-TOTAL | - | 134 | 172 | 134 | 172 | 1914 | 2220 |

B I N N E N W A S S E R - B I N N E N W A T E R E N - V O I E N A V I G A B L E

1.3.07:1 (10A)

INNERSTAATLICHER,GRENZUEBERSCHREITENDER UND DURCHGANGSVERKEHR NACH STAATZUGEHORIGKEIT DES SCHIFFES

EUR

BINNENLANDS,INTERNATIONAAL VERVOER EN DOORVOER NAAR NATIONALITEIT VAN HET SCHIP

1985 01-03

TRAFIC NATIONAL,INTERNATIONAL ET TRANSIT PAR NATIONALITE DU BATEAU

1000 T

| STAATZUGEHORIGKEIT NATIONALITEIT NATIONALITE | GRENZUEBERSCHREITEND - INTERNATIONAAL - INTERNATIONAL | | | | | | INSGESAMT TOTAAL TOTAL |
|--|---|-----------------------------------|--------------------------------------|-----------------------------------|----------------------------------|--------------------------------------|------------------------------|
| | INNERSTAATL. BINNENLANDS NATIONAL | | DAR. EWG-WAARV. EEG-DONT CEE | | DURCHGANG DOORVOER TRANSIT | | |
| | ZUSAMMEN - TOTAAL - TOTAL | BELOADUNG LADING CHARGEMENT | ENTLADUNG LOSSING DECHARGEMENT | BELOADUNG LADING CHARGEMENT | | ENTLADUNG LOSSING DECHARGEMENT | |
| (1) | (2) | (3) | (4) | (5) | (6) | (7) | |
| 01 BR DEUTSCHLAND | 10454 | 10874 | 9975 | 10526 | 9836 | . | . |
| 02 FRANCE | 7145 | 1517 | 1559 | 1495 | 1551 | . | . |
| 03 ITALIA | 5 | 0 | 1 | 0 | 1 | . | . |
| 04 NEDERLAND | 13375 | 20636 | 20067 | 20237 | 20028 | . | . |
| 05 BELGIQUE/BELGIE | 4800 | 5488 | 5478 | 5389 | 5468 | . | . |
| 06 LUXEMBOURG | 8 | 62 | 46 | 61 | 46 | . | . |
| 07 UNITED KINGDOM | - | 22 | 30 | 22 | 30 | . | . |
| 08 IRELAND | - | 25 | - | 25 | - | . | . |
| 09 DANMARK | 0 | 1 | - | 1 | - | . | . |
| 10 HELLAS | - | - | - | - | - | . | . |
| 20 EUR | 35786 | 38625 | 37156 | 37756 | 36960 | . | . |
| 36 SWITZERLAND | 637 | 3372 | 2462 | 2596 | 2390 | . | . |
| 38 AUSTRIA | 0 | 137 | 47 | - | - | . | . |
| 48 YUGOSLAVIA | - | 7 | 36 | - | - | . | . |
| 56 USSR | - | 1 | 0 | - | - | . | . |
| 58 GERMAN DR | 39 | 425 | 272 | 11 | 11 | . | . |
| 60 POLAND | 0 | 13 | 14 | 6 | 12 | . | . |
| 62 CZECHOSLOVAKIA | - | 92 | 78 | - | - | . | . |
| 64 HUNGARY | 0 | 3 | 36 | - | - | . | . |
| 66 RUMANIA | - | 6 | 16 | - | - | . | . |
| 68 BULGARIA | - | 2 | 6 | - | - | . | . |
| 71 TOTAL STATE TRADING | 39 | 549 | 458 | 17 | 22 | . | . |
| 76 OTHER EUROP. COUNTRIES | 1 | 65 | 54 | - | 3 | . | . |
| 82 USA | 43 | 110 | 150 | 110 | 150 | . | . |
| 85 OTHER COUNTRIES | 0 | 20 | 8 | 20 | 7 | . | . |
| 88 TOTAL THIRD COUNTRIES | 721 | 4253 | 3181 | 2743 | 2571 | . | . |
| 90 INSGESAMT-TOTAAL-TOTAL | 36507 | 42878 | 40336 | 40498 | 39531 | . | . |

| BINNENWASSER - BINNENWATEREN - VOIE NAVIGABLE | | | | | | | 1.3.01:2 (10A) |
|---|---|----------------------------------|--------------------------------------|----------------------------------|--------------------------------------|----------------------------------|------------------------------|
| INNERSTAATLICHER, GRENZUEBERSCHREITENDER UND DURCHGANGSVERKEHR NACH STAATZUGEHORIGKEIT DES SCHIFFES | | | | | | | BR DEUTSCHLAND |
| BINNENLANDS, INTERNATIONAAL VERVOER EN DOORVOER NAAR NATIONALITEIT VAN HET SCHIP | | | | | | | 1985 04-06 |
| TRAFIC NATIONAL, INTERNATIONAL ET TRANSIT PAR NATIONALITE DU BATEAU | | | | | | | 1000 T |
| STAATZUGEHORIGKEIT NATIONALITEIT NATIONALITE | GRENZUEBERSCHREITEND - INTERNATIONAAL - INTERNATIONAL | | | | | | INSGESAMT TOTAAL TOTAL |
| | ZUSAMMEN - TOTAAL - TOTAL | | | DAR. EWG-WAARV. EEG-DONT CEE | | | |
| | INNERSTAATL. BINNENLANDS NATIONAL | BELADUNG LADING CHARGEMENT | ENTLADUNG LOSSING DECHARGEMENT | BELADUNG LADING CHARGEMENT | ENTLADUNG LOSSING DECHARGEMENT | DURCHGANG DOORVOER TRANSIT | |
| (1) | (2) | (3) | (4) | (5) | (6) | (7) | |
| 01 BR DEUTSCHLAND | 15712 | 3043 | 10443 | 2502 | 9988 | 316 | 29514 |
| 02 FRANCE | 11 | 244 | 319 | 244 | 319 | 329 | 903 |
| 03 ITALIA | - | - | - | - | - | - | - |
| 04 NEDERLAND | 1160 | 7215 | 11841 | 7131 | 11805 | 1672 | 21888 |
| 05 BELGIE/BELGIE | 178 | 952 | 1216 | 935 | 1213 | 374 | 2720 |
| 06 LUXEMBOURG | 2 | 23 | 17 | 23 | 17 | 12 | 54 |
| 07 UNITED KINGDOM | - | 22 | 7 | 22 | 7 | - | 29 |
| 08 IRELAND | - | 23 | 12 | 23 | 12 | - | 35 |
| 09 DANMARK | - | - | 1 | - | 1 | - | 1 |
| 10 HELLAS | - | - | - | - | - | - | - |
| 20 EUR | 17063 | 11522 | 23855 | 10880 | 23362 | 2704 | 55144 |
| 36 SWITZERLAND | 482 | 987 | 1770 | 700 | 1708 | 927 | 4167 |
| 38 AUSTRIA | - | 299 | 78 | - | - | - | 376 |
| 48 YUGOSLAVIA | - | 32 | 88 | - | - | - | 120 |
| 56 USSR | 7 | 15 | 3 | - | - | - | 25 |
| 58 GERMAN DR | 4 | 993 | 767 | 2 | 14 | 32 | 1796 |
| 60 POLAND | 1 | 42 | 198 | - | 9 | 22 | 263 |
| 62 CZECHOSLOVAKIA | 1 | 174 | 152 | - | - | - | 327 |
| 64 HUNGARY | - | 13 | 93 | - | - | - | 106 |
| 66 RUMANIA | - | 11 | 43 | - | - | - | 54 |
| 68 BULGARIA | - | 9 | 9 | - | - | - | 18 |
| 71 TOTAL STATE TRADING | 13 | 1289 | 1353 | 2 | 23 | 54 | 2710 |
| 76 OTHER EUROP. COUNTRIES | - | 70 | 60 | - | 6 | - | 130 |
| 82 USA | 23 | 14 | 25 | 14 | 25 | 5 | 68 |
| 85 OTHER COUNTRIES | 1 | 23 | 3 | 21 | 1 | - | 26 |
| 88 TOTAL THIRD COUNTRIES | 519 | 2683 | 3289 | 737 | 1764 | 986 | 7477 |
| 90 INSGESAMT-TOTAAL-TOTAL | 17582 | 14205 | 27144 | 11617 | 25125 | 3689 | 62621 |

| BINNENWASSER - BINNENWATEREN - VOIE NAVIGABLE | | | | | | | 1.3.02:2 (10A) |
|---|---|----------------------------------|--------------------------------------|----------------------------------|--------------------------------------|----------------------------------|------------------------------|
| INNERSTAATLICHER, GRENZUEBERSCHREITENDER UND DURCHGANGSVERKEHR NACH STAATZUGEHORIGKEIT DES SCHIFFES | | | | | | | FRANCE |
| BINNENLANDS, INTERNATIONAAL VERVOER EN DOORVOER NAAR NATIONALITEIT VAN HET SCHIP | | | | | | | 1985 04-06 |
| TRAFIC NATIONAL, INTERNATIONAL ET TRANSIT PAR NATIONALITE DU BATEAU | | | | | | | 1000 T |
| STAATZUGEHORIGKEIT NATIONALITEIT NATIONALITE | GRENZUEBERSCHREITEND - INTERNATIONAAL - INTERNATIONAL | | | | | | INSGESAMT TOTAAL TOTAL |
| | ZUSAMMEN - TOTAAL - TOTAL | | | DAR. EWG-WAARV. EEG-DONT CEE | | | |
| | INNERSTAATL. BINNENLANDS NATIONAL | BELADUNG LADING CHARGEMENT | ENTLADUNG LOSSING DECHARGEMENT | BELADUNG LADING CHARGEMENT | ENTLADUNG LOSSING DECHARGEMENT | DURCHGANG DOORVOER TRANSIT | |
| (1) | (2) | (3) | (4) | (5) | (6) | (7) | |
| 01 BR DEUTSCHLAND | 19 | 2537 | 499 | 2501 | 497 | 344 | 3400 |
| 02 FRANCE | 7983 | 673 | 493 | 652 | 482 | 40 | 9189 |
| 03 ITALIA | - | 1 | - | 1 | - | - | 1 |
| 04 NEDERLAND | 7 | 1137 | 748 | 1121 | 746 | 325 | 2216 |
| 05 BELGIE/BELGIE | 6 | 604 | 932 | 602 | 932 | 42 | 1583 |
| 06 LUXEMBOURG | - | 21 | 17 | 21 | 17 | 1 | 39 |
| 07 UNITED KINGDOM | - | - | - | - | - | - | - |
| 08 IRELAND | - | - | 1 | - | 1 | - | 1 |
| 09 DANMARK | - | - | - | - | - | - | - |
| 10 HELLAS | - | - | - | - | - | - | - |
| 20 EUR | 8015 | 4973 | 2689 | 4899 | 2675 | 752 | 16429 |
| 36 SWITZERLAND | 63 | 761 | 153 | 505 | 138 | 677 | 1654 |
| 38 AUSTRIA | - | - | - | - | - | - | - |
| 48 YUGOSLAVIA | - | - | - | - | - | - | - |
| 56 USSR | - | - | - | - | - | - | - |
| 58 GERMAN DR | - | - | - | - | - | - | - |
| 60 POLAND | - | 2 | 1 | 2 | - | - | 3 |
| 62 CZECHOSLOVAKIA | - | - | - | - | - | - | - |
| 64 HUNGARY | - | - | - | - | - | - | - |
| 66 RUMANIA | - | - | - | - | - | - | - |
| 68 BULGARIA | - | - | - | - | - | - | - |
| 71 TOTAL STATE TRADING | - | 2 | 1 | 2 | - | - | 3 |
| 76 OTHER EUROP. COUNTRIES | - | - | - | - | - | - | - |
| 82 USA | - | 0 | 5 | 0 | 5 | - | 6 |
| 85 OTHER COUNTRIES | - | - | - | - | - | - | - |
| 88 TOTAL THIRD COUNTRIES | 63 | 763 | 160 | 507 | 143 | 677 | 1663 |
| 90 INSGESAMT-TOTAAL-TOTAL | 8078 | 5736 | 2849 | 5406 | 2818 | 1429 | 18092 |

B I N N E N W A S S E R - B I N N E N W A T E R E N - V O I E N A V I G A B L E 1.3.04:2 (10A)
 INNERSTAATLICHER, GRENZUEBERSCHREITENDER UND DURCHGANGSVERKEHR NACH STAATZUGEHÖRIGKEIT DES SCHIFFES NEDERLAND
 BINNENLANDS, INTERNATIONAAL VERVOER EN DOORVOER NAAR NATIONALITEIT VAN HET SCHIP 1985 04-06
 TRAFIC NATIONAL, INTERNATIONAL ET TRANSIT PAR NATIONALITE DU BATEAU 1000 T

| STAATZUGEHÖRIGKEIT NATIONALITEIT NATIONALITE | GRENZUEBERSCHREITEND - INTERNATIONAAL - INTERNATIONAL | | | | | | INSGESAMT TOTAAL TOTAL |
|--|---|----------------------------------|--------------------------------------|----------------------------------|----------------------------------|--------------------------------------|------------------------------|
| | ZUSAMMEN - TOTAAL - TOTAL | | DAR. EWG-WAARV. EEG-DONT CEE | | DURCHGANG DOORVOER TRANSIT | | |
| | INNERSTAATL. BINNENLANDS NATIONAL | BELADUNG LADING CHARGEMENT | ENTLADUNG LOSSING DECHARGEMENT | BELADUNG LADING CHARGEMENT | | ENTLADUNG LOSSING DECHARGEMENT | |
| (1) | (2) | (3) | (4) | (5) | (6) | (7) | |
| 01 BR DEUTSCHLAND | 33 | 8173 | 1499 | 8136 | 1496 | 1660 | 11365 |
| 02 FRANCE | 24 | 439 | 274 | 404 | 274 | 299 | 1037 |
| 03 ITALIA | - | - | - | - | - | - | - |
| 04 NEDERLAND | 19498 | 14317 | 8003 | 14030 | 7982 | 3577 | 45394 |
| 05 BELGIQUE/BELGIE | 293 | 3273 | 1353 | 3219 | 1353 | 2071 | 6990 |
| 06 LUXEMBOURG | - | 6 | 10 | 5 | 10 | 15 | 30 |
| 07 UNITED KINGDOM | - | - | 1 | - | 1 | 21 | 23 |
| 08 IRELAND | - | - | - | - | - | 23 | 23 |
| 09 DANMARK | - | - | - | - | - | - | - |
| 10 HELLAS | - | - | - | - | - | - | - |
| 20 EUR | 19848 | 26207 | 11140 | 25795 | 11116 | 7666 | 64862 |
| 36 SWITZERLAND | 34 | 2359 | 934 | 1947 | 922 | 553 | 3880 |
| 38 AUSTRIA | - | - | - | - | - | - | - |
| 48 YUGOSLAVIA | - | - | - | - | - | - | - |
| 56 USSR | - | - | - | - | - | 0 | 0 |
| 58 GERMAN DR | - | 27 | 10 | 17 | 1 | 17 | 54 |
| 60 POLAND | - | 12 | 8 | - | - | 9 | 29 |
| 62 CZECHOSLOVAKIA | - | - | - | - | - | - | - |
| 64 HUNGARY | - | - | - | - | - | - | - |
| 66 RUMANIA | - | - | - | - | - | - | - |
| 68 BULGARIA | - | - | - | - | - | - | - |
| 71 TOTAL STATE TRADING | - | 39 | 18 | 17 | 1 | 26 | 83 |
| 76 OTHER EUROP. COUNTRIES | - | - | - | - | - | 70 | 70 |
| 82 USA | - | 69 | 84 | 69 | 84 | 2 | 156 |
| 85 OTHER COUNTRIES | - | 10 | 7 | 10 | 7 | 38 | 55 |
| 88 TOTAL THIRD COUNTRIES | 34 | 2477 | 1044 | 2043 | 1015 | 689 | 4244 |
| 90 INSGESAMT-TOTAAL-TOTAL | 19883 | 28684 | 12184 | 27838 | 12131 | 8355 | 69106 |

B I N N E N W A S S E R - B I N N E N W A T E R E N - V O I E N A V I G A B L E 1.3.05:2 (10A)
 INNERSTAATLICHER, GRENZUEBERSCHREITENDER UND DURCHGANGSVERKEHR NACH STAATZUGEHÖRIGKEIT DES SCHIFFES BELGIQUE/BELGIE
 BINNENLANDS, INTERNATIONAAL VERVOER EN DOORVOER NAAR NATIONALITEIT VAN HET SCHIP 1985 04-06
 TRAFIC NATIONAL, INTERNATIONAL ET TRANSIT PAR NATIONALITE DU BATEAU 1000 T

| STAATZUGEHÖRIGKEIT NATIONALITEIT NATIONALITE | GRENZUEBERSCHREITEND - INTERNATIONAAL - INTERNATIONAL | | | | | | INSGESAMT TOTAAL TOTAL |
|--|---|----------------------------------|--------------------------------------|----------------------------------|----------------------------------|--------------------------------------|------------------------------|
| | ZUSAMMEN - TOTAAL - TOTAL | | DAR. EWG-WAARV. EEG-DOHT CEE | | DURCHGANG DOORVOER TRANSIT | | |
| | INNERSTAATL. BINNENLANDS NATIONAL | BELADUNG LADING CHARGEMENT | ENTLADUNG LOSSING DECHARGEMENT | BELADUNG LADING CHARGEMENT | | ENTLADUNG LOSSING DECHARGEMENT | |
| (1) | (2) | (3) | (4) | (5) | (6) | (7) | |
| 01 BR DEUTSCHLAND | 17 | 661 | 558 | 643 | 551 | 22 | 1257 |
| 02 FRANCE | 18 | 354 | 502 | 318 | 502 | 301 | 1175 |
| 03 ITALIA | 1 | 2 | - | 2 | - | - | 2 |
| 04 NEDERLAND | 424 | 4155 | 6657 | 3945 | 6623 | 275 | 11512 |
| 05 BELGIQUE/BELGIE | 4857 | 2157 | 3489 | 2105 | 3479 | 381 | 10883 |
| 06 LUXEMBOURG | - | 6 | 6 | 5 | 6 | 4 | 15 |
| 07 UNITED KINGDOM | - | - | 1 | - | 1 | - | 1 |
| 08 IRELAND | - | - | - | - | - | - | - |
| 09 DANMARK | - | - | - | - | - | - | - |
| 10 HELLAS | - | - | - | - | - | - | - |
| 20 EUR | 5317 | 7334 | 11212 | 7018 | 11162 | 982 | 24845 |
| 36 SWITZERLAND | 27 | 340 | 372 | 246 | 344 | 2 | 741 |
| 38 AUSTRIA | - | - | 0 | - | 0 | - | 0 |
| 48 YUGOSLAVIA | - | - | - | - | - | - | - |
| 56 USSR | - | - | - | - | - | - | - |
| 58 GERMAN DR | 28 | 2 | 20 | 1 | 12 | - | 50 |
| 60 POLAND | - | 2 | 7 | 1 | 1 | - | 8 |
| 62 CZECHOSLOVAKIA | - | - | - | - | - | - | - |
| 64 HUNGARY | - | - | - | - | - | - | - |
| 66 RUMANIA | - | - | - | - | - | - | - |
| 68 BULGARIA | - | - | - | - | - | - | - |
| 71 TOTAL STATE TRADING | 28 | 4 | 27 | 2 | 13 | - | 59 |
| 76 OTHER EUROP. COUNTRIES | - | - | - | - | - | - | - |
| 82 USA | - | 23 | 16 | 23 | 15 | - | 40 |
| 85 OTHER COUNTRIES | - | 1 | 1 | 1 | 1 | - | 2 |
| 88 TOTAL THIRD COUNTRIES | 55 | 368 | 416 | 272 | 373 | 2 | 841 |
| 90 INSGESAMT-TOTAAL-TOTAL | 5372 | 7702 | 11628 | 7290 | 11535 | 984 | 25687 |

| BINNENWASSER - BINNENWATEREN - VOIE NAVIGABLE | | | | | | | 1.3.06:2 (10A) |
|---|---|----------------------------------|--------------------------------------|----------------------------------|--------------------------------------|----------------------------------|------------------------------|
| INNERSTAATLICHER, GRENZUEBERSCHREITENDER UND DURCHGANGSVERKEHR NACH STAATZUGEHORIGKEIT DES SCHIFFES | | | | | | | LUXEMBOURG |
| BINNENLANDS, INTERNATIONAAL VERVOER EN DOORVOER NAAR NATIONALITEIT VAN HET SCHIP | | | | | | | 1985 04-06 |
| TRAFIC NATIONAL, INTERNATIONAL ET TRANSIT PAR NATIONALITE DU BATEAU | | | | | | | 1000 T |
| STAATZUGEHORIGKEIT NATIONALITEIT NATIONALITE | GRENZUEBERSCHREITEND - INTERNATIONAAL - INTERNATIONAL | | | | | | INSGESAMT TOTAAL TOTAL |
| | ZUSAMMEN - TOTAAL - TOTAL | | | DAR. EWG-WAARV. EEG-DONT CEE | | | |
| | INNERSTAATL. BINNENLANDS NATIONAL | BELADUNG LADING CHARGEMENT | ENTLADUNG LOSSING DECHARGEMENT | BELADUNG LADING CHARGEMENT | ENTLADUNG LOSSING DECHARGEMENT | DURCHGANG DOORVOER TRANSIT | |
| (1) | (2) | (3) | (4) | (5) | (6) | (7) | |
| 01 BR DEUTSCHLAND | - | 108 | 142 | 108 | 141 | 884 | 1135 |
| 02 FRANCE | - | 31 | 15 | 31 | 15 | 183 | 229 |
| 03 ITALIA | - | - | - | - | - | - | - |
| 04 NEDERLAND | - | 45 | 79 | 45 | 78 | 866 | 990 |
| 05 BELGIE/BELGIE | - | 1 | 16 | 1 | 16 | 292 | 310 |
| 06 LUXEMBOURG | - | 1 | 6 | 1 | 6 | 33 | 40 |
| 07 UNITED KINGDOM | - | - | - | - | - | - | - |
| 08 IRELAND | - | - | - | - | - | - | - |
| 09 DANMARK | - | - | - | - | - | - | - |
| 10 HELLAS | - | - | - | - | - | - | - |
| 20 EUR | 0 | 186 | 258 | 186 | 256 | 2259 | 2703 |
| 36 SWITZERLAND | - | 25 | 33 | 25 | 33 | 152 | 210 |
| 38 AUSTRIA | - | - | - | - | - | - | - |
| 48 YUGOSLAVIA | - | - | - | - | - | - | - |
| 56 USSR | - | - | - | - | - | - | - |
| 58 GERMAN DR | - | - | - | - | - | - | - |
| 60 POLAND | - | - | 0 | - | - | - | 0 |
| 62 CZECHOSLOVAKIA | - | - | - | - | - | - | - |
| 64 HUNGARY | - | - | - | - | - | - | - |
| 66 RUMANIA | - | - | - | - | - | - | - |
| 68 BULGARIA | - | - | - | - | - | - | - |
| 71 TOTAL STATE TRADING | - | - | 0 | - | - | - | 0 |
| 76 OTHER EUROP. COUNTRIES | - | - | - | - | - | - | - |
| 82 USA | - | - | - | - | - | - | - |
| 85 OTHER COUNTRIES | - | - | - | - | - | - | - |
| 88 TOTAL THIRD COUNTRIES | - | 25 | 33 | 25 | 33 | 152 | 210 |
| 90 INSGESAMT-TOTAAL-TOTAL | - | 211 | 291 | 211 | 289 | 2411 | 2913 |

| BINNENWASSER - BINNENWATEREN - VOIE NAVIGABLE | | | | | | | 1.3.07:2 (10A) |
|---|---|----------------------------------|--------------------------------------|----------------------------------|--------------------------------------|----------------------------------|------------------------------|
| INNERSTAATLICHER, GRENZUEBERSCHREITENDER UND DURCHGANGSVERKEHR NACH STAATZUGEHORIGKEIT DES SCHIFFES | | | | | | | EUR |
| BINNENLANDS, INTERNATIONAAL VERVOER EN DOORVOER NAAR NATIONALITEIT VAN HET SCHIP | | | | | | | 1985 04-06 |
| TRAFIC NATIONAL, INTERNATIONAL ET TRANSIT PAR NATIONALITE DU BATEAU | | | | | | | 1000 T |
| STAATZUGEHORIGKEIT NATIONALITEIT NATIONALITE | GRENZUEBERSCHREITEND - INTERNATIONAAL - INTERNATIONAL | | | | | | INSGESAMT TOTAAL TOTAL |
| | ZUSAMMEN - TOTAAL - TOTAL | | | DAR. EWG-WAARV. EEG-DONT CEE | | | |
| | INNERSTAATL. BINNENLANDS NATIONAL | BELADUNG LADING CHARGEMENT | ENTLADUNG LOSSING DECHARGEMENT | BELADUNG LADING CHARGEMENT | ENTLADUNG LOSSING DECHARGEMENT | DURCHGANG DOORVOER TRANSIT | |
| (1) | (2) | (3) | (4) | (5) | (6) | (7) | |
| 01 BR DEUTSCHLAND | 15782 | 14522 | 13141 | 13891 | 12673 | . | . |
| 02 FRANCE | 8037 | 1741 | 1602 | 1648 | 1591 | . | . |
| 03 ITALIA | 1 | 3 | - | 3 | - | . | . |
| 04 NEDERLAND | 21089 | 26869 | 27327 | 26273 | 27233 | . | . |
| 05 BELGIE/BELGIE | 5333 | 6987 | 7006 | 6862 | 6993 | . | . |
| 06 LUXEMBOURG | 2 | 56 | 55 | 54 | 55 | . | . |
| 07 UNITED KINGDOM | - | 22 | 10 | 22 | 10 | . | . |
| 08 IRELAND | - | 23 | 13 | 23 | 13 | . | . |
| 09 DANMARK | - | - | 1 | - | 1 | . | . |
| 10 HELLAS | - | - | - | - | - | . | . |
| 20 EUR | 50243 | 50223 | 49155 | 48777 | 48570 | . | . |
| 36 SWITZERLAND | 607 | 4472 | 3262 | 3422 | 3145 | . | . |
| 38 AUSTRIA | - | 299 | 78 | - | 0 | . | . |
| 48 YUGOSLAVIA | - | 32 | 88 | - | - | . | . |
| 56 USSR | 7 | 15 | 3 | - | - | . | . |
| 58 GERMAN DR | 32 | 1022 | 798 | 20 | 27 | . | . |
| 60 POLAND | 1 | 58 | 214 | 3 | 10 | . | . |
| 62 CZECHOSLOVAKIA | 1 | 174 | 152 | - | - | . | . |
| 64 HUNGARY | - | 13 | 93 | - | - | . | . |
| 66 RUMANIA | - | 11 | 43 | - | - | . | . |
| 68 BULGARIA | - | 9 | 9 | - | - | . | . |
| 71 TOTAL STATE TRADING | 41 | 1334 | 1400 | 24 | 37 | . | . |
| 76 OTHER EUROP. COUNTRIES | - | 70 | 60 | - | 6 | . | . |
| 82 USA | 23 | 107 | 132 | 107 | 130 | . | . |
| 85 OTHER COUNTRIES | 1 | 34 | 11 | 32 | 9 | . | . |
| 88 TOTAL THIRD COUNTRIES | 672 | 6316 | 4942 | 3585 | 3328 | . | . |
| 90 INSGESAMT-TOTAAL-TOTAL | 50915 | 56539 | 54096 | 52362 | 51898 | . | . |

| BINNENWASSER - BINNENWATEREN - VOIE NAVIGABLE | | | | | | | 1.3.01:3 (10A) |
|--|---|----------------------------------|--------------------------------------|----------------------------------|--------------------------------------|----------------------------------|------------------------------|
| INNERSTAATLICHER,GRENZUEBERSCHREITENDER UND DURCHGANGSVERKEHR NACH STAATZUGEHORIGKEIT DES SCHIFFES | | | | | | | BR DEUTSCHLAND |
| BINNENLANDS,INTERNATIONAAL VERVOER EN DOORVOER NAAR NATIONALITEIT VAN HET SCHIP | | | | | | | 1985 07-09 |
| TRAFIC NATIONAL,INTERNATIONAL ET TRANSIT PAR NATIONALITE DU BATEAU | | | | | | | 1000 T |
| STAATZUGEHORIGKEIT NATIONALITEIT NATIONALITE | GRENZUEBERSCHREITEND - INTERNATIONAAL - INTERNATIONAL | | | | | | INSGESAMT TOTAAL TOTAL |
| | ZUSAMMEN - TOTAAL - TOTAL | | | DAR. EWG-WAARV. EEG-DONT CEE | | | |
| | INNERSTAATL. BINNENLANDS NATIONAL | BELADUNG LADING CHARGEMENT | ENTLADUNG LOSSING DECHARGEMENT | BELADUNG LADING CHARGEMENT | ENTLADUNG LOSSING DECHARGEMENT | DURCHGANG DOORVOER TRANSIT | |
| (1) | (2) | (3) | (4) | (5) | (6) | (7) | |
| 01 BR DEUTSCHLAND | 15786 | 2789 | 11166 | 2340 | 10762 | 354 | 30096 |
| 02 FRANCE | 12 | 216 | 347 | 213 | 346 | 287 | 862 |
| 03 ITALIA | - | - | - | - | - | - | - |
| 04 NEDERLAND | 1247 | 6531 | 11734 | 6470 | 11700 | 1661 | 21173 |
| 05 BELGIQUE/BELGIE | 154 | 1011 | 1343 | 1001 | 1334 | 393 | 2900 |
| 06 LUXEMBOURG | - | 16 | 22 | 15 | 22 | 10 | 48 |
| 07 UNITED KINGDOM | - | 16 | 2 | 16 | 2 | - | 19 |
| 08 IRELAND | - | 22 | 5 | 22 | 5 | - | 27 |
| 09 DANMARK | - | - | 1 | - | 1 | - | 1 |
| 10 HELLAS | - | - | - | - | - | - | - |
| 20 EUR | 17199 | 10602 | 24619 | 10078 | 24172 | 2705 | 55124 |
| 36 SWITZERLAND | 588 | 770 | 1959 | 576 | 1899 | 975 | 4291 |
| 38 AUSTRIA | - | 208 | 53 | - | - | - | 260 |
| 48 YUGOSLAVIA | 0 | 26 | 56 | - | - | - | 82 |
| 56 USSR | - | 21 | 6 | - | - | - | 27 |
| 58 GERMAN DR | 1 | 987 | 607 | - | 7 | 15 | 1611 |
| 60 POLAND | 2 | 11 | 211 | - | 14 | 42 | 266 |
| 62 CZECHOSLOVAKIA | 0 | 144 | 146 | - | - | - | 290 |
| 64 HUNGARY | 2 | 11 | 95 | - | - | - | 108 |
| 66 RUMANIA | - | 23 | 42 | - | - | - | 64 |
| 68 BULGARIA | - | 61 | 15 | - | - | - | 28 |
| 71 TOTAL STATE TRADING | - | 1234 | 1177 | - | 20 | 57 | 2475 |
| 76 OTHER EUROP. COUNTRIES | - | 6 | 48 | - | 2 | - | 109 |
| 82 USA | 9 | 21 | 24 | 21 | 24 | 3 | 58 |
| 85 OTHER COUNTRIES | - | 32 | 3 | 29 | 2 | - | 35 |
| 88 TOTAL THIRD COUNTRIES | 603 | 2326 | 3264 | 627 | 1947 | 1036 | 7229 |
| 90 INSGESAMT-TOTAAL-TOTAL | 17802 | 12928 | 27883 | 10704 | 26120 | 3740 | 62354 |

| BINNENWASSER - BINNENWATEREN - VOIE NAVIGABLE | | | | | | | 1.3.02:3 (10A) |
|--|---|----------------------------------|--------------------------------------|----------------------------------|--------------------------------------|----------------------------------|------------------------------|
| INNERSTAATLICHER,GRENZUEBERSCHREITENDER UND DURCHGANGSVERKEHR NACH STAATZUGEHORIGKEIT DES SCHIFFES | | | | | | | FRANCE |
| BINNENLANDS,INTERNATIONAAL VERVOER EN DOORVOER NAAR NATIONALITEIT VAN HET SCHIP | | | | | | | 1985 07-09 |
| TRAFIC NATIONAL,INTERNATIONAL ET TRANSIT PAR NATIONALITE DU BATEAU | | | | | | | 1000 T |
| STAATZUGEHORIGKEIT NATIONALITEIT NATIONALITE | GRENZUEBERSCHREITEND - INTERNATIONAAL - INTERNATIONAL | | | | | | INSGESAMT TOTAAL TOTAL |
| | ZUSAMMEN - TOTAAL - TOTAL | | | DAR. EWG-WAARV. EEG-DONT CEE | | | |
| | INNERSTAATL. BINNENLANDS NATIONAL | BELADUNG LADING CHARGEMENT | ENTLADUNG LOSSING DECHARGEMENT | BELADUNG LADING CHARGEMENT | ENTLADUNG LOSSING DECHARGEMENT | DURCHGANG DOORVOER TRANSIT | |
| (1) | (2) | (3) | (4) | (5) | (6) | (7) | |
| 01 BR DEUTSCHLAND | 28 | 2315 | 528 | 2281 | 527 | 352 | 3224 |
| 02 FRANCE | 6972 | 631 | 506 | 614 | 503 | 33 | 8142 |
| 03 ITALIA | - | - | - | - | - | - | - |
| 04 NEDERLAND | 13 | 885 | 733 | 874 | 733 | 313 | 1944 |
| 05 BELGIQUE/BELGIE | 18 | 515 | 902 | 514 | 902 | 74 | 1510 |
| 06 LUXEMBOURG | - | 18 | 14 | 18 | 14 | 1 | 34 |
| 07 UNITED KINGDOM | - | - | - | - | - | - | - |
| 08 IRELAND | - | - | - | - | - | - | - |
| 09 DANMARK | - | - | - | - | - | - | - |
| 10 HELLAS | - | - | - | - | - | - | - |
| 20 EUR | 7031 | 4365 | 2683 | 4301 | 2679 | 774 | 14853 |
| 36 SWITZERLAND | 65 | 741 | 133 | 464 | 116 | 685 | 1624 |
| 38 AUSTRIA | - | - | - | - | - | - | - |
| 48 YUGOSLAVIA | - | - | - | - | - | - | - |
| 56 USSR | - | - | - | - | - | - | - |
| 58 GERMAN DR | - | - | - | - | - | - | - |
| 60 POLAND | - | 2 | 1 | 2 | - | - | 3 |
| 62 CZECHOSLOVAKIA | - | - | - | - | - | - | - |
| 64 HUNGARY | - | - | - | - | - | - | - |
| 66 RUMANIA | - | - | - | - | - | - | - |
| 68 BULGARIA | - | - | - | - | - | - | - |
| 71 TOTAL STATE TRADING | - | 2 | 1 | 2 | - | - | 3 |
| 76 OTHER EUROP. COUNTRIES | - | - | 1 | - | 1 | - | 1 |
| 82 USA | - | - | 3 | - | 3 | - | 3 |
| 85 OTHER COUNTRIES | - | - | - | - | - | - | - |
| 88 TOTAL THIRD COUNTRIES | 65 | 743 | 139 | 465 | 120 | 685 | 1632 |
| 90 INSGESAMT-TOTAAL-TOTAL | 7097 | 5107 | 2822 | 4767 | 2800 | 1459 | 16485 |

| | | B I N N E N W A S S E R - B I N N E N W A T E R E N - V O I E N A V I G A B L E | | | | 1.3.04:3 (10A) | |
|---|---|---|--------------------------------------|----------------------------------|---|----------------------------------|------------------------------|
| | | I N N E R S T A A T L I C H E R , G R E N Z E B E R S C H R E I T E N D E R U N D D U R C H G A N G S V E R K E H R N A C H S T A A T S Z U G E H O E R I G K E I T D E S S C H I F F E S | | | | N E D E R L A N D | |
| | | B I N N E N L A N D S , I N T E R N A T I O N A A L V E R V O E R E N D O O R V O E R N A A R N A T I O N A L I T E I T V A N H E T S C H I P | | | | 1985 07-09 | |
| | | T R A F I C N A T I O N A L , I N T E R N A T I O N A L E T T R A N S I T P A R N A T I O N A L I T E D U B A T E A U | | | | 1000 T | |
| | | G R E N Z E B E R S C H R E I T E N D - I N T E R N A T I O N A A L - I N T E R N A T I O N A L | | | | | |
| | | Z U S A M M E N - T O T A A L - T O T A L | | | D A R . E W G - W A A R V . E E G - D O N T C E E | | |
| STAATSZUGEHÖRIGKEIT NATIONALITEIT NATIONALITE | INNERSTAATL. BINNENLANDS NATIONAL | BELADUNG LADING CHARGEMENT | ENTLADUNG LOSSING DECHARGEMENT | BELADUNG LADING CHARGEMENT | ENTLADUNG LOSSING DECHARGEMENT | DURCHGANG DOORVOER TRANSIT | INSGESAMT TOTAAL TOTAL |
| | (1) | (2) | (3) | (4) | (5) | (6) | (7) |
| 01 BR DEUTSCHLAND | 14 | 8192 | 1441 | 8145 | 1439 | 1608 | 11255 |
| 02 FRANCE | 19 | 477 | 300 | 477 | 300 | 274 | 1069 |
| 03 ITALIA | - | - | - | - | - | - | - |
| 04 NEDERLAND | 17376 | 14006 | 8228 | 13661 | 8203 | 3167 | 42777 |
| 05 BELGIQUE/BELGIE | 213 | 3126 | 1603 | 3042 | 1602 | 2078 | 7019 |
| 06 LUXEMBOURG | - | 6 | 7 | 5 | 7 | 5 | 18 |
| 07 UNITED KINGDOM | - | - | 1 | - | 1 | 16 | 16 |
| 08 IRELAND | - | - | - | - | - | 22 | 22 |
| 09 DANMARK | - | - | - | - | - | - | - |
| 10 HELLAS | - | - | - | - | - | - | - |
| 20 EUR | 17622 | 25807 | 11579 | 25331 | 11552 | 7170 | 62178 |
| 36 SWITZERLAND | 76 | 2597 | 772 | 2134 | 758 | 527 | 3972 |
| 38 AUSTRIA | - | - | - | - | - | - | - |
| 48 YUGOSLAVIA | - | - | - | - | - | - | - |
| 56 USSR | - | - | - | - | - | - | - |
| 58 GERMAN DR | - | 14 | 3 | 12 | - | 17 | 34 |
| 60 POLAND | - | 12 | 12 | - | - | 15 | 40 |
| 62 CZECHOSLOVAKIA | - | - | - | - | - | - | - |
| 64 HUNGARY | - | - | - | - | - | - | - |
| 66 RUMANIA | - | - | - | - | - | - | - |
| 68 BULGARIA | - | - | - | - | - | - | - |
| 71 TOTAL STATE TRADING | - | 26 | 15 | 12 | - | 32 | 73 |
| 76 OTHER EUROP. COUNTRIES | - | 0 | - | 0 | - | 61 | 61 |
| 82 USA | - | 44 | 60 | 44 | 59 | - | 104 |
| 85 OTHER COUNTRIES | - | 11 | 15 | 11 | 15 | 47 | 74 |
| 88 TOTAL THIRD COUNTRIES | 76 | 2679 | 863 | 2202 | 832 | 667 | 4285 |
| 90 INSGESAMT-TOTAAL-TOTAL | 17698 | 28485 | 12442 | 27533 | 12384 | 7837 | 66462 |

| | | B I N N E N W A S S E R - B I N N E N W A T E R E N - V O I E N A V I G A B L E | | | | 1.3.05:3 (10A) | |
|---|---|---|--------------------------------------|----------------------------------|---|----------------------------------|------------------------------|
| | | I N N E R S T A A T L I C H E R , G R E N Z E B E R S C H R E I T E N D E R U N D D U R C H G A N G S V E R K E H R N A C H S T A A T S Z U G E H O E R I G K E I T D E S S C H I F F E S | | | | B E L G I Q U E / B E L G I E | |
| | | B I N N E N L A N D S , I N T E R N A T I O N A A L V E R V O E R E N D O O R V O E R N A A R N A T I O N A L I T E I T V A N H E T S C H I P | | | | 1985 07-09 | |
| | | T R A F I C N A T I O N A L , I N T E R N A T I O N A L E T T R A N S I T P A R N A T I O N A L I T E D U B A T E A U | | | | 1000 T | |
| | | G R E N Z E B E R S C H R E I T E N D - I N T E R N A T I O N A A L - I N T E R N A T I O N A L | | | | | |
| | | Z U S A M M E N - T O T A A L - T O T A L | | | D A R . E W G - W A A R V . E E G - D O N T C E E | | |
| STAATSZUGEHÖRIGKEIT NATIONALITEIT NATIONALITE | INNERSTAATL. BINNENLANDS NATIONAL | BELADUNG LADING CHARGEMENT | ENTLADUNG LOSSING DECHARGEMENT | BELADUNG LADING CHARGEMENT | ENTLADUNG LOSSING DECHARGEMENT | DURCHGANG DOORVOER TRANSIT | INSGESAMT TOTAAL TOTAL |
| | (1) | (2) | (3) | (4) | (5) | (6) | (7) |
| 01 BR DEUTSCHLAND | 19 | 636 | 519 | 611 | 514 | 14 | 1188 |
| 02 FRANCE | 12 | 284 | 482 | 265 | 479 | 282 | 1060 |
| 03 ITALIA | 1 | 1 | - | 1 | - | 0 | 3 |
| 04 NEDERLAND | 434 | 4314 | 5601 | 4088 | 5574 | 236 | 10586 |
| 05 BELGIQUE/BELGIE | 4631 | 2428 | 2934 | 2333 | 2927 | 330 | 10324 |
| 06 LUXEMBOURG | 0 | 2 | 2 | 1 | 2 | 3 | 7 |
| 07 UNITED KINGDOM | 0 | 0 | - | 0 | - | 0 | 1 |
| 08 IRELAND | 1 | - | - | - | - | - | 1 |
| 09 DANMARK | - | - | - | - | - | - | - |
| 10 HELLAS | - | - | - | - | - | - | - |
| 20 EUR | 5100 | 7666 | 9538 | 7300 | 9497 | 866 | 23170 |
| 36 SWITZERLAND | 39 | 420 | 270 | 272 | 247 | 3 | 733 |
| 38 AUSTRIA | - | - | - | - | - | - | - |
| 48 YUGOSLAVIA | - | - | - | - | - | - | - |
| 56 USSR | - | - | - | - | - | - | - |
| 58 GERMAN DR | 26 | 1 | 10 | 1 | 7 | - | 38 |
| 60 POLAND | 0 | 12 | 4 | 1 | - | - | 16 |
| 62 CZECHOSLOVAKIA | - | - | - | - | - | - | - |
| 64 HUNGARY | - | - | - | - | - | - | - |
| 66 RUMANIA | - | - | - | - | - | - | - |
| 68 BULGARIA | - | - | - | - | - | - | - |
| 71 TOTAL STATE TRADING | 27 | 13 | 14 | 2 | 7 | - | 54 |
| 76 OTHER EUROP. COUNTRIES | - | - | - | - | - | 0 | 0 |
| 82 USA | - | 16 | 11 | 16 | 11 | - | 27 |
| 85 OTHER COUNTRIES | - | - | - | - | 0 | - | 0 |
| 88 TOTAL THIRD COUNTRIES | 66 | 450 | 296 | 290 | 266 | 3 | 815 |
| 90 INSGESAMT-TOTAAL-TOTAL | 5166 | 8116 | 9835 | 7590 | 9763 | 869 | 23985 |

B I N N E N W A S S E R - B I N N E N W A T E R E N - V O I E N A V I G A B L E

1.3.06:3 (10A)

INNERSTAATLICHER, GRENZUEBERSCHREITENDER UND DURCHGANGSVERKEHR NACH STAATZUGEHÖRIGKEIT DES SCHIFFES

LUXEMBOURG

BINNENLANDS, INTERNATIONAAL VERVOER EN DOORVOER NAAR NATIONALITEIT VAN HET SCHIP

1985 07-09

TRAFIC NATIONAL, INTERNATIONAL ET TRANSIT PAR NATIONALITE DU BATEAU

1000 T

| STAATZUGEHÖRIGKEIT NATIONALITEIT NATIONALITE | GRENZUEBERSCHREITEND - INTERNATIONAAL - INTERNATIONAL | | | | | | INSGESAMT TOTAAL TOTAL |
|--|---|----------------------------------|--------------------------------------|----------------------------------|--------------------------------------|----------------------------------|------------------------------|
| | INNERSTAATL. BINNENLANDS NATIONAL | ZUSAMMEN - TOTAAL - TOTAL | | DAR. EWG-WAARV. EEG-DONT CEE | | DURCHGANG DOORVOER TRANSIT | |
| | | BELADUNG LADING CHARGEMENT | ENTLADUNG LOSSING DECHARGEMENT | BELADUNG LADING CHARGEMENT | ENTLADUNG LOSSING DECHARGEMENT | | |
| (1) | (2) | (3) | (4) | (5) | (6) | (7) | |
| 01 BR DEUTSCHLAND | - | 146 | 160 | 146 | 159 | 797 | 1103 |
| 02 FRANCE | - | 31 | 16 | 31 | 16 | 187 | 234 |
| 03 ITALIA | - | - | - | - | - | - | - |
| 04 NEDERLAND | - | 74 | 87 | 74 | 87 | 819 | 980 |
| 05 BELGIQUE/BELGIE | - | 0 | 7 | 0 | 7 | 278 | 285 |
| 06 LUXEMBOURG | - | 1 | 12 | 1 | 12 | 32 | 45 |
| 07 UNITED KINGDOM | - | - | - | - | - | - | - |
| 08 IRELAND | - | - | - | - | - | - | - |
| 09 DANMARK | - | - | - | - | - | - | - |
| 10 HELLAS | - | - | - | - | - | - | - |
| 20 EUR | 0 | 252 | 282 | 252 | 281 | 2113 | 2647 |
| 36 SWITZERLAND | - | 29 | 26 | 29 | 26 | 95 | 150 |
| 38 AUSTRIA | - | - | - | - | - | - | - |
| 48 YUGOSLAVIA | - | - | - | - | - | - | - |
| 56 USSR | - | - | - | - | - | - | - |
| 58 GERMAN DR | - | - | 0 | - | - | - | 0 |
| 60 POLAND | - | - | - | - | - | - | - |
| 62 CZECHOSLOVAKIA | - | - | - | - | - | - | - |
| 64 HUNGARY | - | - | - | - | - | - | - |
| 66 RUMANIA | - | - | - | - | - | - | - |
| 68 BULGARIA | - | - | - | - | - | - | - |
| 71 TOTAL STATE TRADING | - | - | 0 | - | - | - | 0 |
| 76 OTHER EUROP. COUNTRIES | - | - | - | - | - | - | - |
| 82 USA | - | - | - | - | - | - | - |
| 85 OTHER COUNTRIES | - | - | - | - | - | - | - |
| 88 TOTAL THIRD COUNTRIES | - | 29 | 27 | 29 | 26 | 95 | 150 |
| 90 INSGESAMT-TOTAAL-TOTAL | - | 281 | 309 | 281 | 307 | 2208 | 2798 |

B I N N E N W A S S E R - B I N N E N W A T E R E N - V O I E N A V I G A B L E

1.3.07:3 (10A)

INNERSTAATLICHER, GRENZUEBERSCHREITENDER UND DURCHGANGSVERKEHR NACH STAATZUGEHÖRIGKEIT DES SCHIFFES

EUR

BINNENLANDS, INTERNATIONAAL VERVOER EN DOORVOER NAAR NATIONALITEIT VAN HET SCHIP

1985 07-09

TRAFIC NATIONAL, INTERNATIONAL ET TRANSIT PAR NATIONALITE DU BATEAU

1000 T

| STAATZUGEHÖRIGKEIT NATIONALITEIT NATIONALITE | GRENZUEBERSCHREITEND - INTERNATIONAAL - INTERNATIONAL | | | | | | INSGESAMT TOTAAL TOTAL |
|--|---|----------------------------------|--------------------------------------|----------------------------------|--------------------------------------|----------------------------------|------------------------------|
| | INNERSTAATL. BINNENLANDS NATIONAL | ZUSAMMEN - TOTAAL - TOTAL | | DAR. EWG-WAARV. EEG-DONT CEE | | DURCHGANG DOORVOER TRANSIT | |
| | | BELADUNG LADING CHARGEMENT | ENTLADUNG LOSSING DECHARGEMENT | BELADUNG LADING CHARGEMENT | ENTLADUNG LOSSING DECHARGEMENT | | |
| (1) | (2) | (3) | (4) | (5) | (6) | (7) | |
| 01 BR DEUTSCHLAND | 15848 | 14079 | 13813 | 13523 | 13402 | . | . |
| 02 FRANCE | 7015 | 1639 | 1651 | 1600 | 1644 | . | . |
| 03 ITALIA | 1 | 1 | - | 1 | - | . | . |
| 04 NEDERLAND | 19070 | 25810 | 26384 | 25167 | 26295 | . | . |
| 05 BELGIQUE/BELGIE | 5017 | 7080 | 6788 | 6891 | 6772 | . | . |
| 06 LUXEMBOURG | 0 | 43 | 58 | 40 | 58 | . | . |
| 07 UNITED KINGDOM | 0 | 17 | 5 | 17 | 3 | . | . |
| 08 IRELAND | 1 | 22 | 5 | 22 | 5 | . | . |
| 09 DANMARK | - | - | 1 | - | 1 | . | . |
| 10 HELLAS | - | - | - | - | - | . | . |
| 20 EUR | 46953 | 48691 | 48702 | 47262 | 48181 | . | . |
| 36 SWITZERLAND | 768 | 4557 | 3161 | 3475 | 3047 | . | . |
| 38 AUSTRIA | - | 208 | 53 | - | - | . | . |
| 48 YUGOSLAVIA | 0 | 26 | 56 | - | - | . | . |
| 56 USSR | - | 21 | 6 | - | - | . | . |
| 58 GERMAN DR | 28 | 1002 | 621 | 13 | 13 | . | . |
| 60 POLAND | 3 | 37 | 229 | 3 | 14 | . | . |
| 62 CZECHOSLOVAKIA | 0 | 144 | 146 | - | - | . | . |
| 64 HUNGARY | 2 | 11 | 95 | - | - | . | . |
| 66 RUMANIA | - | 23 | 42 | - | - | . | . |
| 68 BULGARIA | - | 13 | 15 | - | - | . | . |
| 71 TOTAL STATE TRADING | 33 | 1276 | 1209 | 16 | 27 | . | . |
| 76 OTHER EUROP. COUNTRIES | - | 61 | 49 | 0 | 3 | . | . |
| 82 USA | 9 | 81 | 99 | 81 | 98 | . | . |
| 85 OTHER COUNTRIES | - | 44 | 19 | 41 | 17 | . | . |
| 88 TOTAL THIRD COUNTRIES | 810 | 6226 | 4589 | 3613 | 3192 | . | . |
| 90 INSGESAMT-TOTAAL-TOTAL | 47763 | 54917 | 53290 | 50875 | 51373 | . | . |

B I N N E N W A S S E R - B I N N E N W A T E R E N - V O I E N A V I G A B L E 1.3.01:4 (10A)

INNERSTAATLICHER, GRENZUEBERSCHREITENDER UND DURCHGANGSVERKEHR NACH STAATZUGEHÖRIGKEIT DES SCHIFFES BR DEUTSCHLAND

BINNENLANDS, INTERNATIONAAL VERVOER EN DOORVOER NAAR NATIONALITEIT VAN HET SCHIP 1985 10-12

TRAFIC NATIONAL, INTERNATIONAL ET TRANSIT PAR NATIONALITE DU BATEAU 1000 T

| STAATZUGEHÖRIGKEIT NATIONALITEIT NATIONALITE | GRENZUEBERSCHREITEND - INTERNATIONAAL - INTERNATIONAL | | | | | | INSGESAMT TOTAAL TOTAL |
|--|---|----------------------------------|--------------------------------------|----------------------------------|--------------------------------------|----------------------------------|------------------------------|
| | INNERSTAATL. BINNENLANDS NATIONAL | ZUSAMMEN - TOTAAL - TOTAL | | DAR. EWG-WAARV. EEG-DONT CEE | | DURCHGANG DOORVOER TRANSIT | |
| | | BELADUNG LADING CHARGEMENT | ENTLADUNG LOSSING DECHARGEMENT | BELADUNG LADING CHARGEMENT | ENTLADUNG LOSSING DECHARGEMENT | | |
| (1) | (2) | (3) | (4) | (5) | (6) | (7) | |
| 01 BR DEUTSCHLAND | 14350 | 2001 | 8394 | 1769 | 8177 | 186 | 24931 |
| 02 FRANCE | 12 | 182 | 387 | 181 | 387 | 141 | 721 |
| 03 ITALIA | - | - | - | - | - | - | - |
| 04 NEDERLAND | 1151 | 5964 | 10133 | 5926 | 10119 | 866 | 18114 |
| 05 BELGIE/BELGIE | 147 | 885 | 1080 | 864 | 1077 | 192 | 2304 |
| 06 LUXEMBOURG | 1 | 21 | 27 | 21 | 27 | 5 | 54 |
| 07 UNITED KINGDOM | - | 1 | 1 | 1 | 1 | - | 2 |
| 08 IRELAND | - | - | - | - | - | - | - |
| 09 DANMARK | - | - | - | - | - | - | - |
| 10 HELLAS | - | - | - | - | - | - | - |
| 20 EUR | 15661 | 9054 | 20021 | 8762 | 19787 | 1390 | 46125 |
| 36 SWITZERLAND | 450 | 570 | 1457 | 401 | 1403 | 583 | 3060 |
| 38 AUSTRIA | - | 155 | 75 | - | - | - | 230 |
| 48 YUGOSLAVIA | 1 | 9 | 61 | - | - | - | 71 |
| 56 USSR | 0 | 13 | 16 | - | - | - | 29 |
| 58 GERMAN DR | 2 | 811 | 549 | - | 7 | 41 | 1403 |
| 60 POLAND | 3 | 21 | 202 | 1 | 20 | 45 | 270 |
| 62 CZECHOSLOVAKIA | 0 | 131 | 145 | - | - | - | 276 |
| 64 HUNGARY | 1 | 1 | 70 | - | - | - | 72 |
| 66 RUMANIA | - | 11 | 30 | - | - | - | 41 |
| 68 BULGARIA | - | 8 | 18 | - | 1 | - | 25 |
| 71 TOTAL STATE TRADING | 7 | 1005 | 1090 | 1 | 27 | 85 | 2187 |
| 76 OTHER EUROP. COUNTRIES | 0 | 14 | 14 | - | - | - | 29 |
| 82 USA | 43 | 12 | 8 | 12 | 8 | - | 62 |
| 85 OTHER COUNTRIES | - | 2 | 0 | 2 | 0 | - | 3 |
| 88 TOTAL THIRD COUNTRIES | 500 | 1758 | 2644 | 415 | 1438 | 669 | 5571 |
| 90 INSGESAMT-TOTAAL-TOTAL | 16161 | 10812 | 22665 | 9177 | 21225 | 2058 | 51696 |

B I N N E N W A S S E R - B I N N E N W A T E R E N - V O I E N A V I G A B L E 1.3.02:4 (10A)

INNERSTAATLICHER, GRENZUEBERSCHREITENDER UND DURCHGANGSVERKEHR NACH STAATZUGEHÖRIGKEIT DES SCHIFFES FRANCE

BINNENLANDS, INTERNATIONAAL VERVOER EN DOORVOER NAAR NATIONALITEIT VAN HET SCHIP 1985 10-12

TRAFIC NATIONAL, INTERNATIONAL ET TRANSIT PAR NATIONALITE DU BATEAU 1000 T

| STAATZUGEHÖRIGKEIT NATIONALITEIT NATIONALITE | GRENZUEBERSCHREITEND - INTERNATIONAAL - INTERNATIONAL | | | | | | INSGESAMT TOTAAL TOTAL |
|--|---|----------------------------------|--------------------------------------|----------------------------------|--------------------------------------|----------------------------------|------------------------------|
| | INNERSTAATL. BINNENLANDS NATIONAL | ZUSAMMEN - TOTAAL - TOTAL | | DAR. EWG-WAARV. EEG-DONT CEE | | DURCHGANG DOORVOER TRANSIT | |
| | | BELADUNG LADING CHARGEMENT | ENTLADUNG LOSSING DECHARGEMENT | BELADUNG LADING CHARGEMENT | ENTLADUNG LOSSING DECHARGEMENT | | |
| (1) | (2) | (3) | (4) | (5) | (6) | (7) | |
| 01 BR DEUTSCHLAND | 24 | 1410 | 353 | 1366 | 353 | 218 | 2006 |
| 02 FRANCE | 7933 | 694 | 498 | 674 | 497 | 10 | 9135 |
| 03 ITALIA | - | 0 | - | 0 | - | - | 0 |
| 04 NEDERLAND | 17 | 633 | 488 | 609 | 488 | 193 | 1331 |
| 05 BELGIE/BELGIE | 14 | 657 | 838 | 656 | 838 | 26 | 1536 |
| 06 LUXEMBOURG | 0 | 16 | 14 | 16 | 14 | 1 | 30 |
| 07 UNITED KINGDOM | - | - | - | - | - | - | - |
| 08 IRELAND | - | - | - | - | - | - | - |
| 09 DANMARK | - | - | - | - | - | - | - |
| 10 HELLAS | - | - | - | - | - | - | - |
| 20 EUR | 7988 | 3410 | 2191 | 3320 | 2190 | 448 | 14037 |
| 36 SWITZERLAND | 86 | 636 | 104 | 316 | 83 | 406 | 1232 |
| 38 AUSTRIA | - | - | - | - | - | - | - |
| 48 YUGOSLAVIA | - | - | - | - | - | - | - |
| 56 USSR | - | - | - | - | - | - | - |
| 58 GERMAN DR | - | - | - | - | - | - | - |
| 60 POLAND | - | 3 | 2 | 3 | - | - | 5 |
| 62 CZECHOSLOVAKIA | - | - | - | - | - | - | - |
| 64 HUNGARY | - | - | - | - | - | - | - |
| 66 RUMANIA | - | - | - | - | - | - | - |
| 68 BULGARIA | - | - | - | - | - | - | - |
| 71 TOTAL STATE TRADING | - | 3 | 2 | 3 | - | - | 5 |
| 76 OTHER EUROP. COUNTRIES | - | - | - | - | - | - | - |
| 82 USA | - | - | - | - | - | - | - |
| 85 OTHER COUNTRIES | - | - | - | - | - | - | - |
| 88 TOTAL THIRD COUNTRIES | 86 | 639 | 106 | 319 | 83 | 406 | 1237 |
| 90 INSGESAMT-TOTAAL-TOTAL | 8074 | 4049 | 2297 | 3639 | 2272 | 854 | 15275 |

B I N N E N W A S S E R - B I N N E N W A T E R E N - V O I E N A V I G A B L E

1.3.04:4 (10A)

INNERSTAATLICHER, GRENZUEBERSCHREITENDER UND DURCHGANGSVERKEHR NACH STAATZUGEHÖRIGKEIT DES SCHIFFES

NEDERLAND

BINNENLANDS, INTERNATIONAAL VERVOER EN DOORVOER NAAR NATIONALITEIT VAN HET SCHIP

1985 10-12

TRAFIC NATIONAL, INTERNATIONAL ET TRANSIT PAR NATIONALITE DU BATEAU

1000 T

| STAATZUGEHÖRIGKEIT NATIONALITEIT NATIONALITE | GRENZUEBERSCHREITEND - INTERNATIONAAL - INTERNATIONAL | | | | | | INSGESAMT TOTAAL TOTAL |
|--|---|----------------------------------|--------------------------------------|----------------------------------|----------------------------------|--------------------------------------|------------------------------|
| | ZUSAMMEN - TOTAAL - TOTAL | | DAR. EWG-WAARV. EEG-DONT CEE | | DURCHGANG DOORVOER TRANSIT | | |
| | INNERSTAATL. BINNENLANDS NATIONAL | BELADUNG LADING CHARGEMENT | ENTLADUNG LOSSING DECHARGEMENT | BELADUNG LADING CHARGEMENT | | ENTLADUNG LOSSING DECHARGEMENT | |
| (1) | (2) | (3) | (4) | (5) | (6) | (7) | |
| 01 BR DEUTSCHLAND | 22 | 6399 | 1220 | 6371 | 1216 | 1023 | 8664 |
| 02 FRANCE | 25 | 409 | 259 | 396 | 259 | 225 | 919 |
| 03 ITALIA | - | - | - | - | - | - | - |
| 04 NEDERLAND | 20031 | 12412 | 7374 | 12213 | 7356 | 2629 | 42445 |
| 05 BELGIQUE/BELGIE | 295 | 2993 | 1523 | 2960 | 1519 | 1919 | 6729 |
| 06 LUXEMBOURG | - | 5 | 10 | 5 | 10 | 7 | 23 |
| 07 UNITED KINGDOM | - | 1 | 1 | 1 | 1 | 22 | 23 |
| 08 IRELAND | - | - | - | - | - | - | - |
| 09 DANMARK | - | - | - | - | - | - | - |
| 10 HELLAS | - | - | - | - | - | - | - |
| 20 EUR | 20373 | 22218 | 10386 | 21945 | 10361 | 5826 | 58803 |
| 36 SWITZERLAND | 131 | 1827 | 560 | 1543 | 544 | 410 | 2928 |
| 38 AUSTRIA | - | - | - | - | - | - | - |
| 48 YUGOSLAVIA | - | - | - | - | - | - | - |
| 56 USSR | - | - | - | - | - | - | - |
| 58 GERMAN DR | - | 16 | 11 | 3 | - | 19 | 46 |
| 60 POLAND | - | 21 | 11 | - | - | 21 | 53 |
| 62 CZECHOSLOVAKIA | - | - | - | - | - | - | - |
| 64 HUNGARY | - | - | - | - | - | - | - |
| 66 RUMANIA | - | - | - | - | - | - | - |
| 68 BULGARIA | - | - | - | - | - | - | - |
| 71 TOTAL STATE TRADING | - | 37 | 21 | 3 | - | 40 | 98 |
| 76 OTHER EUROP. COUNTRIES | - | - | - | - | - | 14 | 14 |
| 82 USA | - | 33 | 54 | 33 | 54 | 1 | 88 |
| 85 OTHER COUNTRIES | - | 7 | 15 | 7 | 15 | 4 | 27 |
| 88 TOTAL THIRD COUNTRIES | 131 | 1904 | 651 | 1587 | 614 | 470 | 3156 |
| 90 INSGESAMT-TOTAAL-TOTAL | 20504 | 24122 | 11037 | 23532 | 10975 | 6295 | 61958 |

B I N N E N W A S S E R - B I N N E N W A T E R E N - V O I E N A V I G A B L E

1.3.05:4 (10A)

INNERSTAATLICHER, GRENZUEBERSCHREITENDER UND DURCHGANGSVERKEHR NACH STAATZUGEHÖRIGKEIT DES SCHIFFES

BELGIQUE/BELGIE

BINNENLANDS, INTERNATIONAAL VERVOER EN DOORVOER NAAR NATIONALITEIT VAN HET SCHIP

1985 10-12

TRAFIC NATIONAL, INTERNATIONAL ET TRANSIT PAR NATIONALITE DU BATEAU

1000 T

| STAATZUGEHÖRIGKEIT NATIONALITEIT NATIONALITE | GRENZUEBERSCHREITEND - INTERNATIONAAL - INTERNATIONAL | | | | | | INSGESAMT TOTAAL TOTAL |
|--|---|----------------------------------|--------------------------------------|----------------------------------|----------------------------------|--------------------------------------|------------------------------|
| | ZUSAMMEN - TOTAAL - TOTAL | | DAR. EWG-WAARV. EEG-DONT CEE | | DURCHGANG DOORVOER TRANSIT | | |
| | INNERSTAATL. BINNENLANDS NATIONAL | BELADUNG LADING CHARGEMENT | ENTLADUNG LOSSING DECHARGEMENT | BELADUNG LADING CHARGEMENT | | ENTLADUNG LOSSING DECHARGEMENT | |
| (1) | (2) | (3) | (4) | (5) | (6) | (7) | |
| 01 BR DEUTSCHLAND | 38 | 519 | 357 | 508 | 354 | 19 | 934 |
| 02 FRANCE | 20 | 330 | 580 | 321 | 578 | 325 | 1255 |
| 03 ITALIA | 1 | 0 | 5 | 0 | 3 | - | 4 |
| 04 NEDERLAND | 459 | 3871 | 5347 | 3755 | 5335 | 292 | 9969 |
| 05 BELGIQUE/BELGIE | 5220 | 2317 | 3349 | 2276 | 3344 | 456 | 11341 |
| 06 LUXEMBOURG | 0 | 7 | 4 | 7 | 4 | 3 | 14 |
| 07 UNITED KINGDOM | 0 | 3 | - | 3 | - | - | 3 |
| 08 IRELAND | 1 | - | - | - | - | - | 1 |
| 09 DANMARK | - | - | - | - | - | - | - |
| 10 HELLAS | - | - | - | - | - | - | - |
| 20 EUR | 5741 | 7047 | 9640 | 6870 | 9617 | 1094 | 23521 |
| 36 SWITZERLAND | 24 | 339 | 254 | 250 | 236 | - | 617 |
| 38 AUSTRIA | - | 1 | - | 1 | - | - | 1 |
| 48 YUGOSLAVIA | - | - | - | - | - | - | - |
| 56 USSR | - | - | - | - | - | - | - |
| 58 GERMAN DR | 19 | 4 | 7 | 2 | - | - | 30 |
| 60 POLAND | 0 | 15 | 8 | 4 | - | - | 23 |
| 62 CZECHOSLOVAKIA | - | - | - | - | - | - | - |
| 64 HUNGARY | - | - | - | - | - | - | - |
| 66 RUMANIA | - | - | - | - | - | - | - |
| 68 BULGARIA | - | - | - | - | - | - | - |
| 71 TOTAL STATE TRADING | 19 | 19 | 15 | 6 | - | - | 53 |
| 76 OTHER EUROP. COUNTRIES | - | - | 4 | - | 4 | - | 4 |
| 82 USA | - | 20 | 15 | 20 | 13 | - | 35 |
| 85 OTHER COUNTRIES | - | 0 | - | - | - | - | 0 |
| 88 TOTAL THIRD COUNTRIES | 43 | 379 | 287 | 276 | 253 | - | 709 |
| 90 INSGESAMT-TOTAAL-TOTAL | 5784 | 7426 | 9927 | 7146 | 9870 | 1094 | 24231 |

| BINNENWASSER - BINNENWATEREN - VOIE NAVIGABLE | | | | | | | 1.3.06:4 (10A) |
|---|---|----------------------------------|--------------------------------------|----------------------------------|--------------------------------------|----------------------------------|------------------------------|
| INNERSTAATLICHER, GRENZUEBERSCHREITENDER UND DURCHGANGSVERKEHR NACH STAATZUGEHORIGKEIT DES SCHIFFES | | | | | | | LUXEMBOURG |
| BINNENLANDS, INTERNATIONAAL VERVOER EN DOORVOER NAAR NATIONALITEIT VAN HET SCHIP | | | | | | | 1985 10-12 |
| TRAFIC NATIONAL, INTERNATIONAL ET TRANSIT PAR NATIONALITE DU BATEAU | | | | | | | 1000 T |
| STAATZUGEHORIGKEIT NATIONALITEIT NATIONALITE | GRENZUEBERSCHREITEND - INTERNATIONAAL - INTERNATIONAL | | | | | | INSGESAMT TOTAAL TOTAL |
| | ZUSAMMEN - TOTAAL - TOTAL | | | DAR. EWG-WAARV. EEG-DONT CEE | | | |
| | INNERSTAATL. BINNENLANDS NATIONAL | BELADUNG LADING CHARGEMENT | ENTLADUNG LOSSING DECHARGEMENT | BELADUNG LADING CHARGEMENT | ENTLADUNG LOSSING DECHARGEMENT | DURCHGANG DOORVOER TRANSIT | |
| | (1) | (2) | (3) | (4) | (5) | (6) | (7) |
| 01 BR DEUTSCHLAND | - | 86 | 85 | 86 | 85 | 572 | 743 |
| 02 FRANCE | - | 17 | 15 | 17 | 15 | 93 | 125 |
| 03 ITALIA | - | - | - | - | - | - | - |
| 04 NEDERLAND | - | 39 | 44 | 39 | 43 | 464 | 548 |
| 05 BELGIQUE/BELGIE | - | 2 | 15 | 2 | 15 | 180 | 197 |
| 06 LUXEMBOURG | - | 1 | 15 | 1 | 15 | 31 | 47 |
| 07 UNITED KINGDOM | - | - | - | - | - | - | - |
| 08 IRELAND | - | - | - | - | - | - | - |
| 09 DANMARK | - | - | - | - | - | - | - |
| 10 HELLAS | - | - | - | - | - | - | - |
| 20 EUR | 0 | 146 | 174 | 146 | 173 | 1340 | 1660 |
| 36 SWITZERLAND | - | 14 | 28 | 14 | 28 | 65 | 106 |
| 38 AUSTRIA | - | - | - | - | - | - | - |
| 48 YUGOSLAVIA | - | - | - | - | - | - | - |
| 56 USSR | - | - | - | - | - | - | - |
| 58 GERMAN DR | - | - | - | - | - | - | - |
| 60 POLAND | - | 1 | 1 | 1 | - | - | 2 |
| 62 CZECHOSLOVAKIA | - | - | - | - | - | - | - |
| 64 HUNGARY | - | - | - | - | - | - | - |
| 66 RUMANIA | - | - | - | - | - | - | - |
| 68 BULGARIA | - | - | - | - | - | - | - |
| 71 TOTAL STATE TRADING | - | 1 | 1 | 1 | - | - | 2 |
| 76 OTHER EUROP. COUNTRIES | - | - | - | - | - | - | - |
| 82 USA | - | - | - | - | - | - | - |
| 85 OTHER COUNTRIES | - | - | - | - | - | - | - |
| 88 TOTAL THIRD COUNTRIES | - | 14 | 28 | 14 | 28 | 65 | 107 |
| 90 INSGESAMT-TOTAAL-TOTAL | - | 161 | 202 | 161 | 200 | 1404 | 1767 |

| BINNENWASSER - BINNENWATEREN - VOIE NAVIGABLE | | | | | | | 1.3.07:4 (10A) |
|---|---|----------------------------------|--------------------------------------|----------------------------------|--------------------------------------|----------------------------------|------------------------------|
| INNERSTAATLICHER, GRENZUEBERSCHREITENDER UND DURCHGANGSVERKEHR NACH STAATZUGEHORIGKEIT DES SCHIFFES | | | | | | | EUR |
| BINNENLANDS, INTERNATIONAAL VERVOER EN DOORVOER NAAR NATIONALITEIT VAN HET SCHIP | | | | | | | 1985 10-12 |
| TRAFIC NATIONAL, INTERNATIONAL ET TRANSIT PAR NATIONALITE DU BATEAU | | | | | | | 1000 T |
| STAATZUGEHORIGKEIT NATIONALITEIT NATIONALITE | GRENZUEBERSCHREITEND - INTERNATIONAAL - INTERNATIONAL | | | | | | INSGESAMT TOTAAL TOTAL |
| | ZUSAMMEN - TOTAAL - TOTAL | | | DAR. EWG-WAARV. EEG-DONT CEE | | | |
| | INNERSTAATL. BINNENLANDS NATIONAL | BELADUNG LADING CHARGEMENT | ENTLADUNG LOSSING DECHARGEMENT | BELADUNG LADING CHARGEMENT | ENTLADUNG LOSSING DECHARGEMENT | DURCHGANG DOORVOER TRANSIT | |
| | (1) | (2) | (3) | (4) | (5) | (6) | (7) |
| 01 BR DEUTSCHLAND | 14434 | 10415 | 10410 | 10100 | 10186 | . | . |
| 02 FRANCE | 7990 | 1633 | 1738 | 1588 | 1735 | . | . |
| 03 ITALIA | 1 | 1 | 3 | 1 | 3 | . | . |
| 04 NEDERLAND | 21658 | 22918 | 23386 | 22542 | 23342 | . | . |
| 05 BELGIQUE/BELGIE | 5676 | 6854 | 6804 | 6758 | 6793 | . | . |
| 06 LUXEMBOURG | 1 | 51 | 69 | 49 | 68 | . | . |
| 07 UNITED KINGDOM | 0 | 5 | 1 | 5 | 1 | . | . |
| 08 IRELAND | 1 | - | - | - | - | . | . |
| 09 DANMARK | - | - | - | - | - | . | . |
| 10 HELLAS | - | - | - | - | - | . | . |
| 20 EUR | 49762 | 41876 | 42412 | 41043 | 42127 | . | . |
| 36 SWITZERLAND | 690 | 3386 | 2402 | 2524 | 2294 | . | . |
| 38 AUSTRIA | - | 156 | 75 | 1 | - | . | . |
| 48 YUGOSLAVIA | 1 | 9 | 61 | - | - | . | . |
| 56 USSR | 0 | 13 | 16 | - | - | . | . |
| 58 GERMAN DR | 21 | 831 | 566 | 5 | 7 | . | . |
| 60 POLAND | 3 | 61 | 223 | 8 | 20 | . | . |
| 62 CZECHOSLOVAKIA | 0 | 151 | 145 | - | - | . | . |
| 64 HUNGARY | 1 | 1 | 70 | - | - | . | . |
| 66 RUMANIA | - | 11 | 30 | - | - | . | . |
| 68 BULGARIA | - | 8 | 18 | - | 1 | . | . |
| 71 TOTAL STATE TRADING | 27 | 1064 | 1129 | 13 | 27 | . | . |
| 76 OTHER EUROP. COUNTRIES | 0 | 14 | 18 | - | 4 | . | . |
| 82 USA | 43 | 65 | 76 | 65 | 74 | . | . |
| 85 OTHER COUNTRIES | - | 10 | 16 | 9 | 16 | . | . |
| 88 TOTAL THIRD COUNTRIES | 760 | 4695 | 3716 | 2611 | 2415 | . | . |
| 90 INSGESAMT-TOTAAL-TOTAL | 50522 | 46570 | 46128 | 43654 | 44542 | . | . |

B I N N E N W A S S E R - B I N N E N W A T E R E N - V O I E N A V I G A B L E

1.3.01:5 (10A)

INNERSTAATLICHER, GRENZUEBERSCHREITENDER UND DURCHGANGSVERKEHR NACH STAATZUGEHORIGKEIT DES SCHIFFES

BR DEUTSCHLAND

BINNENLANDS, INTERNATIONAAL VERVOER EN DOORVOER NAAR NATIONALITEIT VAN HET SCHIP

1985 01-12

TRAFIC NATIONAL, INTERNATIONAL ET TRANSIT PAR NATIONALITE DU BATEAU

1000 T

| STAATZUGEHORIGKEIT NATIONALITEIT NATIONALITE | GRENZUEBERSCHREITEND - INTERNATIONAAL - INTERNATIONAL | | | | | | |
|--|--|----------------------------------|--------------------------------------|----------------------------------|--------------------------------------|----------------------------------|------------------------------|
| | ZUSAMMEN - TOTAAL - TOTAL ! DAR. EWG-WAARV. EEG-DONT CEE ! | | | | | | |
| | INNERSTAATL. BINNENLANDS NATIONAL | BELADUNG LADING CHARGEMENT | ENTLADUNG LOSSING DECHARGEMENT | BELADUNG LADING CHARGEMENT | ENTLADUNG LOSSING DECHARGEMENT | DURCHGANG DOORVOER TRANSIT | INSGESAMT TOTAAL TOTAL |
| (1) | (2) | (3) | (4) | (5) | (6) | (7) | |
| 01 BR DEUTSCHLAND | 56238 | 10124 | 37818 | 8621 | 36608 | 1114 | 105294 |
| 02 FRANCE | 40 | 818 | 1389 | 813 | 1388 | 986 | 3233 |
| 03 ITALIA | - | - | - | - | - | - | - |
| 04 NEDERLAND | 4701 | 24849 | 43558 | 24615 | 43457 | 5188 | 78295 |
| 05 BELGIQUE/BELGIE | 593 | 3591 | 4786 | 3530 | 4768 | 1232 | 10203 |
| 06 LUXEMBOURG | 8 | 83 | 80 | 81 | 80 | 39 | 210 |
| 07 UNITED KINGDOM | - | 61 | 37 | 61 | 37 | - | 99 |
| 08 IRELAND | - | 68 | 17 | 68 | 17 | - | 85 |
| 09 DANMARK | - | - | 1 | - | 1 | - | 1 |
| 10 HELLAS | - | - | - | - | - | - | - |
| 20 EUR | 61579 | 39594 | 87687 | 37788 | 86356 | 8559 | 197419 |
| 36 SWITZERLAND | 1986 | 2942 | 6678 | 2109 | 6474 | 3228 | 14834 |
| 38 AUSTRIA | 0 | 799 | 253 | - | - | - | 1052 |
| 48 YUGOSLAVIA | 2 | 73 | 240 | - | - | - | 315 |
| 56 USSR | 7 | 50 | 26 | - | - | - | 83 |
| 58 GERMAN DR | 9 | 3201 | 2181 | 2 | 29 | 101 | 5491 |
| 60 POLAND | 6 | 79 | 619 | 5 | 50 | 111 | 815 |
| 62 CZECHOSLOVAKIA | 1 | 541 | 520 | - | - | - | 1063 |
| 64 HUNGARY | 4 | 29 | 293 | - | - | - | 326 |
| 66 RUMANIA | - | 50 | 131 | - | - | - | 181 |
| 68 BULGARIA | - | 32 | 48 | - | 1 | - | 80 |
| 71 TOTAL STATE TRADING | 29 | 4055 | 4059 | 7 | 79 | 211 | 8354 |
| 76 OTHER EUROP. COUNTRIES | 1 | 211 | 175 | - | 10 | - | 387 |
| 82 USA | 119 | 74 | 81 | 74 | 80 | 8 | 282 |
| 85 OTHER COUNTRIES | 1 | 68 | 12 | 62 | 8 | - | 81 |
| 88 TOTAL THIRD COUNTRIES | 2136 | 8148 | 11258 | 2253 | 6652 | 3448 | 24989 |
| 90 INSGESAMT-TOTAAL-TOTAL | 63715 | 47742 | 98944 | 40040 | 93008 | 12007 | 222408 |

B I N N E N W A S S E R - B I N N E N W A T E R E N - V O I E N A V I G A B L E

1.3.02:5 (10A)

INNERSTAATLICHER, GRENZUEBERSCHREITENDER UND DURCHGANGSVERKEHR NACH STAATZUGEHORIGKEIT DES SCHIFFES

FRANCE

BINNENLANDS, INTERNATIONAAL VERVOER EN DOORVOER NAAR NATIONALITEIT VAN HET SCHIP

1985 01-12

TRAFIC NATIONAL, INTERNATIONAL ET TRANSIT PAR NATIONALITE DU BATEAU

1000 T

| STAATZUGEHORIGKEIT NATIONALITEIT NATIONALITE | GRENZUEBERSCHREITEND - INTERNATIONAAL - INTERNATIONAL | | | | | | |
|--|--|----------------------------------|--------------------------------------|----------------------------------|--------------------------------------|----------------------------------|------------------------------|
| | ZUSAMMEN - TOTAAL - TOTAL ! DAR. EWG-WAARV. EEG-DONT CEE ! | | | | | | |
| | INNERSTAATL. BINNENLANDS NATIONAL | BELADUNG LADING CHARGEMENT | ENTLADUNG LOSSING DECHARGEMENT | BELADUNG LADING CHARGEMENT | ENTLADUNG LOSSING DECHARGEMENT | DURCHGANG DOORVOER TRANSIT | INSGESAMT TOTAAL TOTAL |
| (1) | (2) | (3) | (4) | (5) | (6) | (7) | |
| 01 BR DEUTSCHLAND | 87 | 7478 | 1831 | 7346 | 1828 | 1114 | 10510 |
| 02 FRANCE | 29990 | 2655 | 1950 | 2591 | 1927 | 93 | 34688 |
| 03 ITALIA | - | 1 | - | 1 | - | - | 1 |
| 04 NEDERLAND | 38 | 3362 | 2550 | 3308 | 2547 | 1047 | 6998 |
| 05 BELGIQUE/BELGIE | 43 | 2350 | 3388 | 2347 | 3388 | 184 | 5965 |
| 06 LUXEMBOURG | 1 | 78 | 65 | 78 | 65 | 4 | 148 |
| 07 UNITED KINGDOM | - | - | - | - | - | - | - |
| 08 IRELAND | - | - | 1 | - | 1 | - | 1 |
| 09 DANMARK | - | - | - | - | - | - | - |
| 10 HELLAS | - | - | - | - | - | - | - |
| 20 EUR | 30159 | 15925 | 9784 | 15670 | 9756 | 2443 | 58311 |
| 36 SWITZERLAND | 296 | 2634 | 533 | 1618 | 463 | 2324 | 5787 |
| 38 AUSTRIA | - | - | - | - | - | - | - |
| 48 YUGOSLAVIA | - | - | - | - | - | - | - |
| 56 USSR | - | - | - | - | - | - | - |
| 58 GERMAN DR | - | - | 1 | - | 1 | - | 1 |
| 60 POLAND | - | 7 | 4 | 7 | - | - | 11 |
| 62 CZECHOSLOVAKIA | - | - | - | - | - | - | - |
| 64 HUNGARY | - | - | - | - | - | - | - |
| 66 RUMANIA | - | - | - | - | - | - | - |
| 68 BULGARIA | - | - | - | - | - | - | - |
| 71 TOTAL STATE TRADING | - | 7 | 5 | 7 | 1 | - | 13 |
| 76 OTHER EUROP. COUNTRIES | - | - | 1 | - | 1 | - | 1 |
| 82 USA | - | 0 | 9 | 0 | 9 | - | 9 |
| 85 OTHER COUNTRIES | - | - | - | - | - | - | - |
| 88 TOTAL THIRD COUNTRIES | 296 | 2642 | 548 | 1625 | 475 | 2324 | 5809 |
| 90 INSGESAMT-TOTAAL-TOTAL | 30455 | 18566 | 10332 | 17295 | 10230 | 4767 | 64120 |

| BINNENWASSER - BINNENWATEREN - VOIE NAVIGABLE | | | | | | | 1.3.04:5 (10A) |
|---|---|----------------------------------|--------------------------------------|----------------------------------|--------------------------------------|----------------------------------|------------------------------|
| INNERSTAATLICHER, GRENZUEBERSCHREITENDER UND DURCHGANGSVERKEHR NACH STAATZUGEHORIGKEIT DES SCHIFFES | | | | | | | NEDERLAND |
| BINNENLANDS, INTERNATIONAAL VERVOER EN DOORVOER NAAR NATIONALITEIT VAN HET SCHIP | | | | | | | 1985 01-12 |
| TRAFIC NATIONAL, INTERNATIONAL ET TRANSIT PAR NATIONALITE DU BATEAU | | | | | | | 1000 T |
| STAATZUGEHORIGKEIT NATIONALITEIT NATIONALITE | GRENZUEBERSCHREITEND - INTERNATIONAAL - INTERNATIONAL | | | | | | INSGESAMT TOTAAL TOTAL |
| | ZUSAMMEN - TOTAAL - TOTAL | | | DAR. EWG-WAARV. EEG-DONT CEE | | | |
| | INNERSTAATL. BINNENLANDS NATIONAL | BELADUNG LADING CHARGEMENT | ENTLADUNG LOSSING DECHARGEMENT | BELADUNG LADING CHARGEMENT | ENTLADUNG LOSSING DECHARGEMENT | DURCHGANG DOORVOER TRANSIT | |
| (1) | (2) | (3) | (4) | (5) | (6) | (7) | |
| 01 BR DEUTSCHLAND | 88 | 29534 | 5456 | 29390 | 5447 | 5478 | 40556 |
| 02 FRANCE | 87 | 1760 | 1040 | 1703 | 1040 | 1099 | 3985 |
| 03 ITALIA | - | - | - | - | - | - | - |
| 04 NEDERLAND | 68642 | 52745 | 28865 | 51727 | 28792 | 12540 | 162792 |
| 05 BELGIQUE/BELGIE | 1012 | 11988 | 5650 | 11779 | 5645 | 7998 | 26648 |
| 06 LUXEMBOURG | - | 26 | 36 | 22 | 35 | 35 | 97 |
| 07 UNITED KINGDOM | - | 1 | 5 | 1 | 5 | 79 | 84 |
| 08 IRELAND | - | - | - | - | - | 46 | 46 |
| 09 DANMARK | - | - | - | - | - | - | - |
| 10 HELLAS | - | - | - | - | - | - | - |
| 20 EUR | 69828 | 96053 | 41052 | 94622 | 40963 | 27274 | 234207 |
| 36 SWITZERLAND | 272 | 8725 | 2813 | 7244 | 2761 | 1984 | 13795 |
| 38 AUSTRIA | - | - | - | - | - | - | - |
| 48 YUGOSLAVIA | - | - | - | - | - | - | - |
| 56 USSR | - | - | - | - | - | 0 | 0 |
| 58 GERMAN DR | - | 70 | 26 | 42 | 2 | 66 | 162 |
| 60 POLAND | - | 50 | 33 | - | 2 | 51 | 135 |
| 62 CZECHOSLOVAKIA | - | - | - | - | - | - | - |
| 64 HUNGARY | - | - | - | - | - | - | - |
| 66 RUMANIA | - | - | - | - | - | - | - |
| 68 BULGARIA | - | - | - | - | - | - | - |
| 71 TOTAL STATE TRADING | - | 120 | 59 | 42 | 4 | 118 | 297 |
| 76 OTHER EURDP. COUNTRIES | - | 0 | - | 0 | - | 233 | 233 |
| 82 USA | - | 210 | 297 | 210 | 296 | 5 | 511 |
| 85 OTHER COUNTRIES | - | 38 | 40 | 38 | 40 | 113 | 191 |
| 88 TOTAL THIRD COUNTRIES | 272 | 9093 | 3209 | 7534 | 3101 | 2453 | 15028 |
| 90 INSGESAMT-TOTAAL-TOTAL | 70101 | 105146 | 44261 | 102156 | 44064 | 29726 | 249235 |

| BINNENWASSER - BINNENWATEREN - VOIE NAVIGABLE | | | | | | | 1.3.05:5 (10A) |
|---|---|----------------------------------|--------------------------------------|----------------------------------|--------------------------------------|----------------------------------|------------------------------|
| INNERSTAATLICHER, GRENZUEBERSCHREITENDER UND DURCHGANGSVERKEHR NACH STAATZUGEHORIGKEIT DES SCHIFFES | | | | | | | BELGIQUE/BELGIE |
| BINNENLANDS, INTERNATIONAAL VERVOER EN DOORVOER NAAR NATIONALITEIT VAN HET SCHIP | | | | | | | 1985 01-12 |
| TRAFIC NATIONAL, INTERNATIONAL ET TRANSIT PAR NATIONALITE DU BATEAU | | | | | | | 1000 T |
| STAATZUGEHORIGKEIT NATIONALITEIT NATIONALITE | GRENZUEBERSCHREITEND - INTERNATIONAAL - INTERNATIONAL | | | | | | INSGESAMT TOTAAL TOTAL |
| | ZUSAMMEN - TOTAAL - TOTAL | | | DAR. EWG-WAARV. EEG-DONT CEE | | | |
| | INNERSTAATL. BINNENLANDS NATIONAL | BELADUNG LADING CHARGEMENT | ENTLADUNG LOSSING DECHARGEMENT | BELADUNG LADING CHARGEMENT | ENTLADUNG LOSSING DECHARGEMENT | DURCHGANG DOORVOER TRANSIT | |
| (1) | (2) | (3) | (4) | (5) | (6) | (7) | |
| 01 BR DEUTSCHLAND | 105 | 2350 | 1773 | 2279 | 1757 | 61 | 4290 |
| 02 FRANCE | 71 | 1203 | 2117 | 1132 | 2112 | 1150 | 4541 |
| 03 ITALIA | 8 | 4 | 4 | 4 | 4 | 1 | 17 |
| 04 NEDERLAND | 1811 | 15076 | 21924 | 14370 | 21838 | 1055 | 39865 |
| 05 BELGIQUE/BELGIE | 19178 | 8474 | 12204 | 8240 | 12178 | 1477 | 41333 |
| 06 LUXEMBOURG | 2 | 18 | 15 | 17 | 15 | 12 | 46 |
| 07 UNITED KINGDOM | 1 | 4 | 1 | 4 | 1 | 0 | 6 |
| 08 IRELAND | 2 | 2 | - | 2 | - | - | 4 |
| 09 DANMARK | - | 1 | - | 1 | - | - | 1 |
| 10 HELLAS | - | - | - | - | - | - | - |
| 20 EUR | 21177 | 27132 | 38038 | 26048 | 37905 | 3756 | 90103 |
| 36 SWITZERLAND | 148 | 1410 | 1154 | 969 | 1068 | 8 | 2720 |
| 38 AUSTRIA | - | 1 | 0 | 1 | 0 | - | 1 |
| 48 YUGOSLAVIA | - | - | - | - | - | - | - |
| 56 USSR | - | - | - | - | - | - | - |
| 58 GERMAN DR | 111 | 9 | 49 | 5 | 24 | - | 168 |
| 60 POLAND | 1 | 30 | 22 | 9 | 4 | - | 53 |
| 62 CZECHOSLOVAKIA | - | - | - | - | - | - | - |
| 64 HUNGARY | - | - | - | - | - | - | - |
| 66 RUMANIA | - | - | - | - | - | - | - |
| 68 BULGARIA | - | - | - | - | - | - | - |
| 71 TOTAL STATE TRADING | 111 | 39 | 71 | 13 | 29 | - | 222 |
| 76 OTHER EURDP. COUNTRIES | - | - | 5 | - | 5 | 0 | 5 |
| 82 USA | - | 79 | 70 | 79 | 66 | - | 149 |
| 85 OTHER COUNTRIES | - | 1 | 2 | 1 | 2 | - | 3 |
| 88 TOTAL THIRD COUNTRIES | 259 | 1530 | 1302 | 1063 | 1170 | 8 | 3100 |
| 90 INSGESAMT-TOTAAL-TOTAL | 21437 | 28662 | 39340 | 27111 | 39075 | 3764 | 93202 |

B I N N E N W A S S E R - B I N N E N W A T E R E N - V O I E N A V I G A B L E

1.3.06:5 (10A)

INNERSTAATLICHER, GRENZUEBERSCHREITENDER UND DURCHGANGSVERKEHR NACH STAATZUGEHORIGKEIT DES SCHIFFES

LUXEMBOURG

BINNEMLANDS, INTERNATIONAAL VERVOER EN DOORVOER NAAR NATIONALITEIT VAN HET SCHIP

1985 01-12

TRAFIC NATIONAL, INTERNATIONAL ET TRANSIT PAR NATIONALITE DU BATEAU

1000 T

| STAATZUGEHORIGKEIT NATIONALITEIT NATIONALITE | INNERSTAATL. BINNEMLANDS NATIONAL | GRENZUEBERSCHREITEND - INTERNATIONAAL - INTERNATIONAL | | | | DURCHGANG DOORVOER TRANSIT | INSGESAMT TOTAAL TOTAL |
|--|---|---|--------------------------------------|----------------------------------|--------------------------------------|----------------------------------|------------------------------|
| | | BELADUNG LADING CHARGEMENT | ENTLADUNG LOSSING DECHARGEMENT | BELADUNG LADING CHARGEMENT | ENTLADUNG LOSSING DECHARGEMENT | | |
| | (1) | (2) | (3) | (4) | (5) | (6) | (7) |
| 01 BR DEUTSCHLAND | - | 404 | 460 | 404 | 459 | 2983 | 3847 |
| 02 FRANCE | - | 94 | 54 | 94 | 54 | 640 | 788 |
| 03 ITALIA | - | - | - | - | - | - | - |
| 04 NEDERLAND | - | 201 | 269 | 201 | 265 | 2750 | 3219 |
| 05 BELGIQUE/BELGIE | - | 5 | 47 | 5 | 47 | 984 | 1037 |
| 06 LUXEMBOURG | - | 7 | 33 | 7 | 33 | 137 | 176 |
| 07 UNITED KINGDOM | - | - | - | - | - | - | - |
| 08 IRELAND | - | - | - | - | - | - | - |
| 09 DANMARK | - | - | - | - | - | - | - |
| 10 HELLAS | - | - | - | - | - | - | - |
| 20 EUR | 0 | 710 | 863 | 710 | 858 | 7493 | 9067 |
| 36 SWITZERLAND | - | 76 | 109 | 76 | 109 | 444 | 630 |
| 38 AUSTRIA | - | - | - | - | - | - | - |
| 48 YUGOSLAVIA | - | - | - | - | - | - | - |
| 56 USSR | - | - | - | - | - | - | - |
| 58 GERMAN DR | - | - | - | - | - | - | - |
| 60 POLAND | - | 1 | 2 | 1 | - | - | 2 |
| 62 CZECHOSLOVAKIA | - | - | - | - | - | - | - |
| 64 HUNGARY | - | - | - | - | - | - | - |
| 66 RUMANIA | - | - | - | - | - | - | - |
| 68 BULGARIA | - | - | - | - | - | - | - |
| 71 TOTAL STATE TRADING | - | 1 | 2 | 1 | - | - | 2 |
| 76 OTHER EUROP. COUNTRIES | - | - | - | - | - | - | - |
| 82 USA | - | - | - | - | - | - | - |
| 85 OTHER COUNTRIES | - | - | - | - | - | - | - |
| 88 TOTAL THIRD COUNTRIES | - | 77 | 111 | 77 | 109 | 444 | 632 |
| 90 INSGESAMT-TOTAAL-TOTAL | - | 787 | 974 | 787 | 968 | 7937 | 9699 |

B I N N E N W A S S E R - B I N N E N W A T E R E N - V O I E N A V I G A B L E

1.3.07:5 (10A)

INNERSTAATLICHER, GRENZUEBERSCHREITENDER UND DURCHGANGSVERKEHR NACH STAATZUGEHORIGKEIT DES SCHIFFES

EUR

BINNEMLANDS, INTERNATIONAAL VERVOER EN DOORVOER NAAR NATIONALITEIT VAN HET SCHIP

1985 01-12

TRAFIC NATIONAL, INTERNATIONAL ET TRANSIT PAR NATIONALITE DU BATEAU

1000 T

| STAATZUGEHORIGKEIT NATIONALITEIT NATIONALITE | INNERSTAATL. BINNEMLANDS NATIONAL | GRENZUEBERSCHREITEND - INTERNATIONAAL - INTERNATIONAL | | | | DURCHGANG DOORVOER TRANSIT | INSGESAMT TOTAAL TOTAL |
|--|---|---|--------------------------------------|----------------------------------|--------------------------------------|----------------------------------|------------------------------|
| | | BELADUNG LADING CHARGEMENT | ENTLADUNG LOSSING DECHARGEMENT | BELADUNG LADING CHARGEMENT | ENTLADUNG LOSSING DECHARGEMENT | | |
| | (1) | (2) | (3) | (4) | (5) | (6) | (7) |
| 01 BR DEUTSCHLAND | 56518 | 49890 | 47339 | 48039 | 46098 | . | . |
| 02 FRANCE | 30187 | 6530 | 6550 | 6333 | 6521 | . | . |
| 03 ITALIA | 8 | 6 | 4 | 6 | 4 | . | . |
| 04 NEDERLAND | 75192 | 96233 | 97164 | 94219 | 96899 | . | . |
| 05 BELGIQUE/BELGIE | 20826 | 26409 | 26076 | 25900 | 26025 | . | . |
| 06 LUXEMBOURG | 11 | 211 | 228 | 205 | 227 | . | . |
| 07 UNITED KINGDOM | 1 | 65 | 43 | 65 | 43 | . | . |
| 08 IRELAND | 2 | 70 | 18 | 70 | 18 | . | . |
| 09 DANMARK | 0 | 1 | 1 | 1 | 1 | . | . |
| 10 HELLAS | - | - | - | - | - | . | . |
| 20 EUR | 182744 | 179414 | 177423 | 174838 | 175838 | . | . |
| 36 SWITZERLAND | 2702 | 15787 | 11287 | 12016 | 10876 | . | . |
| 38 AUSTRIA | 0 | 799 | 253 | 1 | 0 | . | . |
| 48 YUGOSLAVIA | 2 | 73 | 240 | - | - | . | . |
| 56 USSR | 7 | 50 | 26 | - | - | . | . |
| 58 GERMAN DR | 119 | 3279 | 2257 | 49 | 57 | . | . |
| 60 POLAND | 7 | 168 | 680 | 21 | 55 | . | . |
| 62 CZECHOSLOVAKIA | 1 | 541 | 520 | - | - | . | . |
| 64 HUNGARY | 4 | 29 | 293 | - | - | . | . |
| 66 RUMANIA | - | 50 | 131 | - | - | . | . |
| 68 BULGARIA | - | 32 | 48 | - | 1 | . | . |
| 71 TOTAL STATE TRADING | 140 | 4222 | 4196 | 70 | 113 | . | . |
| 76 OTHER EUROP. COUNTRIES | 1 | 211 | 181 | 0 | 16 | . | . |
| 82 USA | 119 | 363 | 457 | 363 | 451 | . | . |
| 85 OTHER COUNTRIES | 1 | 107 | 54 | 102 | 50 | . | . |
| 88 TOTAL THIRD COUNTRIES | 2963 | 21490 | 16428 | 12552 | 11507 | . | . |
| 90 INSGESAMT-TOTAAL-TOTAL | 185707 | 200904 | 193851 | 187390 | 187344 | . | . |

B I N N E N W A S S E R - B I N N E N W A T E R E N - V O I E N A V I G A B L E 1.4.01:1 (10B)
 INNERSTAATLICHER, GRENZUEBERSCHREITENDER UND DURCHGANGSVERKEHR NACH STAATZUGEHÖRIGKEIT DES SCHIFFES BR DEUTSCHLAND
 BINNENLANDS, INTERNATIONAAL VERVOER EN DOORVOER NAAR NATIONALITEIT VAN HET SCHIP 1985 01-03
 TRAFIC NATIONAL, INTERNATIONAL ET TRANSIT PAR NATIONALITE DU BATEAU MIO TKM

| STAATZUGEHÖRIGKEIT NATIONALITEIT NATIONALITE | GRENZUEBERSCHREITEND - INTERNATIONAAL - INTERNATIONAL | | | | | | DURCHGANG DOORVOER TRANSIT | INSGESAMT TOTAAL TOTAL |
|--|---|----------------------------------|--------------------------------------|----------------------------------|----------------------------------|------------------------------|----------------------------------|------------------------------|
| | ZUSAMMEN - TOTAAL - TOTAL | | DAR. EWG-WAARV. EEG-DONT CEE | | DURCHGANG DOORVOER TRANSIT | INSGESAMT TOTAAL TOTAL | | |
| | INNERSTAATL. BINNENLANDS NATIONAL | BELADUNG LADING CHARGEMENT | ENTLADUNG LOSSING DECHARGEMENT | BELADUNG LADING CHARGEMENT | | | | |
| (1) | (2) | (3) | (4) | (5) | (6) | (7) | | |
| 01 BR DEUTSCHLAND | 2156 | 604 | 1652 | 529 | 1615 | 140 | 4552 | |
| 02 FRANCE | 1 | 51 | 80 | 50 | 80 | 122 | 253 | |
| 03 ITALIA | - | - | - | - | - | - | - | |
| 04 NEDERLAND | 227 | 805 | 1644 | 795 | 1638 | 548 | 3224 | |
| 05 BELGIQUE/BELGIE | 27 | 118 | 230 | 113 | 229 | 151 | 526 | |
| 06 LUXEMBOURG | 3 | 9 | 5 | 9 | 5 | 6 | 24 | |
| 07 UNITED KINGDOM | - | 2 | 3 | 2 | 3 | - | 6 | |
| 08 IRELAND | - | 3 | - | 3 | - | - | 3 | |
| 09 DANMARK | - | - | - | - | - | - | - | |
| 10 HELLAS | - | - | - | - | - | - | - | |
| 20 EUR | 2413 | 1593 | 3614 | 1501 | 3570 | 966 | 8587 | |
| 36 SWITZERLAND | 100 | 158 | 339 | 117 | 331 | 433 | 1029 | |
| 38 AUSTRIA | 0 | 25 | 8 | - | - | - | 33 | |
| 48 YUGOSLAVIA | - | 1 | 5 | - | - | - | 6 | |
| 56 USSR | - | 0 | 0 | - | - | - | 0 | |
| 58 GERMAN DR | 0 | 20 | 29 | - | 0 | 6 | 55 | |
| 60 POLAND | 0 | 1 | 3 | 1 | 2 | 1 | 5 | |
| 62 CZECHOSLOVAKIA | - | 13 | 10 | - | - | - | 23 | |
| 64 HUNGARY | 0 | 1 | 6 | - | - | - | 7 | |
| 66 RUMANIA | - | 1 | 3 | - | - | - | 4 | |
| 68 BULGARIA | - | 0 | 1 | - | - | - | 1 | |
| 71 TOTAL STATE TRADING | 0 | 38 | 57 | 1 | 2 | 7 | 102 | |
| 76 OTHER EUROP. COUNTRIES | 0 | 5 | 5 | - | 0 | - | 11 | |
| 82 USA | 1 | 3 | 5 | 3 | 5 | 0 | 10 | |
| 85 OTHER COUNTRIES | 0 | 1 | 1 | 1 | 1 | - | 2 | |
| 88 TOTAL THIRD COUNTRIES | 102 | 230 | 415 | 122 | 339 | 440 | 1186 | |
| 90 INSGESAMT-TOTAAL-TOTAL | 2515 | 1823 | 4029 | 1624 | 3910 | 1406 | 9773 | |

B I N N E N W A S S E R - B I N N E N W A T E R E N - V O I E N A V I G A B L E 1.4.02:1 (10B)
 INNERSTAATLICHER, GRENZUEBERSCHREITENDER UND DURCHGANGSVERKEHR NACH STAATZUGEHÖRIGKEIT DES SCHIFFES FRANCE
 BINNENLANDS, INTERNATIONAAL VERVOER EN DOORVOER NAAR NATIONALITEIT VAN HET SCHIP 1985 01-03
 TRAFIC NATIONAL, INTERNATIONAL ET TRANSIT PAR NATIONALITE DU BATEAU MIO TKM

| STAATZUGEHÖRIGKEIT NATIONALITEIT NATIONALITE | GRENZUEBERSCHREITEND - INTERNATIONAAL - INTERNATIONAL | | | | | | DURCHGANG DOORVOER TRANSIT | INSGESAMT TOTAAL TOTAL |
|--|---|----------------------------------|--------------------------------------|----------------------------------|----------------------------------|------------------------------|----------------------------------|------------------------------|
| | ZUSAMMEN - TOTAAL - TOTAL | | DAR. EWG-WAARV. EEG-DONT CEE | | DURCHGANG DOORVOER TRANSIT | INSGESAMT TOTAAL TOTAL | | |
| | INNERSTAATL. BINNENLANDS NATIONAL | BELADUNG LADING CHARGEMENT | ENTLADUNG LOSSING DECHARGEMENT | BELADUNG LADING CHARGEMENT | | | | |
| (1) | (2) | (3) | (4) | (5) | (6) | (7) | | |
| 01 BR DEUTSCHLAND | 4 | 57 | 30 | 56 | 30 | 32 | 124 | |
| 02 FRANCE | 1077 | 117 | 102 | 116 | 102 | 1 | 1297 | |
| 03 ITALIA | - | - | - | - | - | - | - | |
| 04 NEDERLAND | 0 | 66 | 55 | 66 | 55 | 37 | 159 | |
| 05 BELGIQUE/BELGIE | 2 | 84 | 104 | 84 | 104 | 7 | 198 | |
| 06 LUXEMBOURG | 0 | 1 | 1 | 1 | 1 | 0 | 3 | |
| 07 UNITED KINGDOM | - | - | - | - | - | - | - | |
| 08 IRELAND | - | - | - | - | - | - | - | |
| 09 DANMARK | - | - | - | - | - | - | - | |
| 10 HELLAS | - | - | - | - | - | - | - | |
| 20 EUR | 1083 | 325 | 293 | 323 | 292 | 79 | 1780 | |
| 36 SWITZERLAND | 8 | 36 | 8 | 24 | 7 | 99 | 151 | |
| 38 AUSTRIA | - | - | - | - | - | - | - | |
| 48 YUGOSLAVIA | - | - | - | - | - | - | - | |
| 56 USSR | - | - | - | - | - | - | - | |
| 58 GERMAN DR | - | - | 0 | - | 0 | - | 0 | |
| 60 POLAND | - | - | - | - | - | - | - | |
| 62 CZECHOSLOVAKIA | - | - | - | - | - | - | - | |
| 64 HUNGARY | - | - | - | - | - | - | - | |
| 66 RUMANIA | - | - | - | - | - | - | - | |
| 68 BULGARIA | - | - | - | - | - | - | - | |
| 71 TOTAL STATE TRADING | - | - | 0 | - | 0 | - | 0 | |
| 76 OTHER EUROP. COUNTRIES | - | - | - | - | - | - | - | |
| 82 USA | - | - | - | - | - | - | - | |
| 85 OTHER COUNTRIES | - | - | - | - | - | - | - | |
| 88 TOTAL THIRD COUNTRIES | 8 | 36 | 8 | 24 | 8 | 99 | 152 | |
| 90 INSGESAMT-TOTAAL-TOTAL | 1092 | 361 | 300 | 347 | 300 | 178 | 1931 | |

B I N N E N W A S S E R - B I N N E N W A T E R E N - V O I E N A V I G A B L E

1.4.04:1 (10B)

INNERSTAATLICHER, GRENZUEBERSCHREITENDER UND DURCHGANGSVERKEHR NACH STAATZUGEHÖRIGKEIT DES SCHIFFES
 BINNENLANDS, INTERNATIONAAL VERVOER EN DOORVOER NAAR NATIONALITEIT VAN HET SCHIP

NEDERLAND

1985 01-03

TRAFIC NATIONAL, INTERNATIONAL ET TRANSIT PAR NATIONALITE DU BATEAU

MIO TKM

| STAATZUGEHÖRIGKEIT NATIONALITEIT NATIONALITE | GRENZUEBERSCHREITEND - INTERNATIONAAL - INTERNATIONAL | | | | | | INSGESAMT TOTAAL TOTAL |
|--|---|--------------------------------------|----------------------------------|--------------------------------------|----------------------------------|------|------------------------------|
| | INNERSTAATL. BINNENLANDS NATIONAL | | ZUSAMMEN - TOTAAL - TOTAL | | DAR. EWG-WAARV. EEG-DONT CEE | | |
| | BELADUNG LADING CHARGEMENT | ENTLADUNG LOSSING DECHARGEMENT | BELADUNG LADING CHARGEMENT | ENTLADUNG LOSSING DECHARGEMENT | DURCHGANG DOORVOER TRANSIT | | |
| (1) | (2) | (3) | (4) | (5) | (6) | (7) | |
| 01 BR DEUTSCHLAND | 1 | 951 | 172 | 947 | 172 | 232 | 1356 |
| 02 FRANCE | 1 | 52 | 29 | 50 | 29 | 53 | 135 |
| 03 ITALIA | - | - | - | - | - | - | - |
| 04 NEDERLAND | 1147 | 1655 | 769 | 1628 | 768 | 611 | 4182 |
| 05 BELGIQUE/BELGIE | 13 | 278 | 149 | 273 | 149 | 283 | 724 |
| 06 LUXEMBOURG | - | 1 | 1 | 1 | 1 | 2 | 4 |
| 07 UNITED KINGDOM | - | - | 0 | - | 0 | 3 | 3 |
| 08 IRELAND | - | - | - | - | - | - | - |
| 09 DANMARK | - | - | - | - | - | - | - |
| 10 HELLAS | - | - | - | - | - | - | - |
| 20 EUR | 1162 | 2937 | 1120 | 2899 | 1119 | 1185 | 6404 |
| 36 SWITZERLAND | 3 | 265 | 70 | 219 | 68 | 90 | 428 |
| 38 AUSTRIA | - | - | - | - | - | - | - |
| 48 YUGOSLAVIA | - | - | - | - | - | - | - |
| 56 USSR | - | - | - | - | - | - | - |
| 58 GERMAN DR | - | 1 | 0 | 1 | 0 | 2 | 4 |
| 60 POLAND | - | 1 | 0 | 1 | 0 | 1 | 2 |
| 62 CZECHOSLOVAKIA | - | - | - | - | - | - | - |
| 64 HUNGARY | - | - | - | - | - | - | - |
| 66 RUMANIA | - | - | - | - | - | - | - |
| 68 BULGARIA | - | - | - | - | - | - | - |
| 71 TOTAL STATE TRADING | - | 2 | 1 | 1 | 0 | 4 | 6 |
| 76 OTHER EUROP. COUNTRIES | - | - | - | - | - | 15 | 15 |
| 82 USA | - | 7 | 11 | 7 | 10 | 0 | 17 |
| 85 OTHER COUNTRIES | - | 1 | 0 | 1 | 0 | 5 | 5 |
| 88 TOTAL THIRD COUNTRIES | 3 | 274 | 81 | 228 | 80 | 113 | 472 |
| 90 INSGESAMT-TOTAAL-TOTAL | 1165 | 3211 | 1202 | 3127 | 1198 | 1298 | 6876 |

B I N N E N W A S S E R - B I N N E N W A T E R E N - V O I E N A V I G A B L E

1.4.05:1 (10B)

INNERSTAATLICHER, GRENZUEBERSCHREITENDER UND DURCHGANGSVERKEHR NACH STAATZUGEHÖRIGKEIT DES SCHIFFES
 BINNENLANDS, INTERNATIONAAL VERVOER EN DOORVOER NAAR NATIONALITEIT VAN HET SCHIP

BELGIQUE/BELGIE

1985 01-03

TRAFIC NATIONAL, INTERNATIONAL ET TRANSIT PAR NATIONALITE DU BATEAU

MIO TKM

| STAATZUGEHÖRIGKEIT NATIONALITEIT NATIONALITE | GRENZUEBERSCHREITEND - INTERNATIONAAL - INTERNATIONAL | | | | | | INSGESAMT TOTAAL TOTAL |
|--|---|--------------------------------------|----------------------------------|--------------------------------------|----------------------------------|-----|------------------------------|
| | INNERSTAATL. BINNENLANDS NATIONAL | | ZUSAMMEN - TOTAAL - TOTAL | | DAR. EWG-WAARV. EEG-DONT CEE | | |
| | BELADUNG LADING CHARGEMENT | ENTLADUNG LOSSING DECHARGEMENT | BELADUNG LADING CHARGEMENT | ENTLADUNG LOSSING DECHARGEMENT | DURCHGANG DOORVOER TRANSIT | | |
| (1) | (2) | (3) | (4) | (5) | (6) | (7) | |
| 01 BR DEUTSCHLAND | 2 | 10 | 10 | 10 | 10 | 1 | 23 |
| 02 FRANCE | 1 | 19 | 40 | 19 | 40 | 32 | 93 |
| 03 ITALIA | 1 | 0 | 0 | 0 | 0 | 0 | 1 |
| 04 NEDERLAND | 33 | 68 | 159 | 66 | 159 | 28 | 288 |
| 05 BELGIQUE/BELGIE | 350 | 113 | 130 | 112 | 129 | 44 | 636 |
| 06 LUXEMBOURG | 0 | 0 | 0 | 0 | 0 | 0 | 0 |
| 07 UNITED KINGDOM | - | 0 | 0 | 0 | 0 | - | 0 |
| 08 IRELAND | - | 0 | - | - | - | - | 0 |
| 09 DANMARK | 0 | 0 | - | 0 | - | - | 0 |
| 10 HELLAS | - | - | - | - | - | - | - |
| 20 EUR | 387 | 211 | 339 | 208 | 338 | 106 | 1042 |
| 36 SWITZERLAND | 4 | 5 | 9 | 3 | 8 | 0 | 18 |
| 38 AUSTRIA | - | - | - | - | - | - | - |
| 48 YUGOSLAVIA | - | - | - | - | - | - | - |
| 56 USSR | - | - | - | - | - | - | - |
| 58 GERMAN DR | 3 | 0 | 1 | 0 | 0 | - | 4 |
| 60 POLAND | - | 0 | 0 | 0 | 0 | - | 0 |
| 62 CZECHOSLOVAKIA | - | - | - | - | - | - | - |
| 64 HUNGARY | - | - | - | - | - | - | - |
| 66 RUMANIA | - | - | - | - | - | - | - |
| 68 BULGARIA | - | - | - | - | - | - | - |
| 71 TOTAL STATE TRADING | 3 | 0 | 1 | 0 | 1 | - | 5 |
| 76 OTHER EUROP. COUNTRIES | - | - | 0 | - | 0 | - | 0 |
| 82 USA | - | 0 | 0 | 0 | 0 | - | 0 |
| 85 OTHER COUNTRIES | - | - | 0 | - | 0 | - | 0 |
| 88 TOTAL THIRD COUNTRIES | 7 | 5 | 10 | 4 | 9 | 0 | 23 |
| 90 INSGESAMT-TOTAAL-TOTAL | 394 | 216 | 349 | 211 | 347 | 106 | 1066 |

| B I N N E N W A S S E R - B I N N E N W A T E R E N - V O I E N A V I G A B L E | | | | | | | 1.4.06:1 (10B) |
|--|---|----------------------------------|--------------------------------------|----------------------------------|--------------------------------------|----------------------------------|------------------------------|
| INNERSTAATLICHER,GRENZUEBERSCHREITENDER UND DURCHGANGSVERKEHR NACH STAATZUGEHORIGKEIT DES SCHIFFES | | | | | | | LUXEMBOURG |
| BINNENLANDS,INTERNATIONAAL VERVOER EN DOORVOER NAAR NATIONALITEIT VAN HET SCHIP | | | | | | | 1985 01-03 |
| TRAFIC NATIONAL,INTERNATIONAL ET TRANSIT PAR NATIONALITE DU BATEAU | | | | | | | MIO TKM |
| STAATZUGEHORIGKEIT NATIONALITEIT NATIONALITE | GRENZUEBERSCHREITEND - INTERNATIONAAL - INTERNATIONAL | | | | | | INSGESAMT TOTAAL TOTAL |
| | INNERSTAATL. BINNENLANDS NATIONAL | BELADUNG LADING CHARGEMENT | ENTLADUNG LOSSING DECHARGEMENT | BELADUNG LADING CHARGEMENT | ENTLADUNG LOSSING DECHARGEMENT | DURCHGANG DOORVOER TRANSIT | |
| | (1) | (2) | (3) | (4) | (5) | (6) | (7) |
| 01 BR DEUTSCHLAND | - | 0 | 0 | 0 | 0 | 27 | 28 |
| 02 FRANCE | - | 0 | 0 | 0 | 0 | 7 | 7 |
| 03 ITALIA | - | - | - | - | - | - | - |
| 04 NEDERLAND | - | 0 | 0 | 0 | 0 | 22 | 23 |
| 05 BELGIQUE/BELGIE | - | 0 | 0 | 0 | 0 | 9 | 9 |
| 06 LUXEMBOURG | - | 0 | - | 0 | - | 2 | 2 |
| 07 UNITED KINGDOM | - | - | - | - | - | - | - |
| 08 IRELAND | - | - | - | - | - | - | - |
| 09 DANMARK | - | - | - | - | - | - | - |
| 10 HELLAS | - | - | - | - | - | - | - |
| 20 EUR | 0 | 0 | 1 | 0 | 1 | 67 | 68 |
| 36 SWITZERLAND | - | 0 | 0 | 0 | 0 | 5 | 5 |
| 38 AUSTRIA | - | - | - | - | - | - | - |
| 48 YUGOSLAVIA | - | - | - | - | - | - | - |
| 56 USSR | - | - | - | - | - | - | - |
| 58 GERMAN DR | - | - | - | - | - | - | - |
| 60 POLAND | - | - | - | - | - | - | - |
| 62 CZECHOSLOVAKIA | - | - | - | - | - | - | - |
| 64 HUNGARY | - | - | - | - | - | - | - |
| 66 RUMANIA | - | - | - | - | - | - | - |
| 68 BULGARIA | - | - | - | - | - | - | - |
| 71 TOTAL STATE TRADING | - | - | - | - | - | - | - |
| 76 OTHER EUROP. COUNTRIES | - | - | - | - | - | - | - |
| 82 USA | - | - | - | - | - | - | - |
| 85 OTHER COUNTRIES | - | - | - | - | - | - | - |
| 88 TOTAL THIRD COUNTRIES | 0 | 0 | 0 | 0 | 0 | 5 | 5 |
| 90 INSGESAMT-TOTAAL-TOTAL | 0 | 0 | 1 | 0 | 1 | 72 | 73 |

| B I N N E N W A S S E R - B I N N E N W A T E R E N - V O I E N A V I G A B L E | | | | | | | 1.4.07:1 (10B) |
|--|---|----------------------------------|--------------------------------------|----------------------------------|--------------------------------------|----------------------------------|------------------------------|
| INNERSTAATLICHER,GRENZUEBERSCHREITENDER UND DURCHGANGSVERKEHR NACH STAATZUGEHORIGKEIT DES SCHIFFES | | | | | | | EUR |
| BINNENLANDS,INTERNATIONAAL VERVOER EN DOORVOER NAAR NATIONALITEIT VAN HET SCHIP | | | | | | | 1985 01-03 |
| TRAFIC NATIONAL,INTERNATIONAL ET TRANSIT PAR NATIONALITE DU BATEAU | | | | | | | MIO TKM |
| STAATZUGEHORIGKEIT NATIONALITEIT NATIONALITE | GRENZUEBERSCHREITEND - INTERNATIONAAL - INTERNATIONAL | | | | | | INSGESAMT TOTAAL TOTAL |
| | INNERSTAATL. BINNENLANDS NATIONAL | BELADUNG LADING CHARGEMENT | ENTLADUNG LOSSING DECHARGEMENT | BELADUNG LADING CHARGEMENT | ENTLADUNG LOSSING DECHARGEMENT | DURCHGANG DOORVOER TRANSIT | |
| | (1) | (2) | (3) | (4) | (5) | (6) | (7) |
| 01 BR DEUTSCHLAND | 2163 | 1623 | 1864 | 1542 | 1827 | 433 | 6083 |
| 02 FRANCE | 1080 | 239 | 251 | 236 | 251 | 215 | 1785 |
| 03 ITALIA | 1 | 0 | 0 | 0 | 0 | 0 | 1 |
| 04 NEDERLAND | 1407 | 2594 | 2627 | 2555 | 2620 | 1247 | 7875 |
| 05 BELGIQUE/BELGIE | 392 | 594 | 613 | 583 | 611 | 494 | 2092 |
| 06 LUXEMBOURG | 3 | 12 | 8 | 12 | 8 | 10 | 33 |
| 07 UNITED KINGDOM | - | 2 | 3 | 2 | 3 | 3 | 9 |
| 08 IRELAND | - | 3 | - | 3 | - | - | 3 |
| 09 DANMARK | 0 | 0 | - | 0 | - | - | 0 |
| 10 HELLAS | - | - | - | - | - | - | - |
| 20 EUR | 5045 | 5066 | 5367 | 4932 | 5320 | 2402 | 17881 |
| 36 SWITZERLAND | 115 | 464 | 425 | 363 | 415 | 627 | 1631 |
| 38 AUSTRIA | 0 | 25 | 8 | - | - | - | 33 |
| 48 YUGOSLAVIA | - | 1 | 5 | - | - | - | 6 |
| 56 USSR | - | 0 | 0 | - | - | - | 0 |
| 58 GERMAN DR | 4 | 21 | 30 | 1 | 1 | 8 | 63 |
| 60 POLAND | 0 | 2 | 3 | 1 | 2 | 2 | 7 |
| 62 CZECHOSLOVAKIA | - | 13 | 10 | - | - | - | 23 |
| 64 HUNGARY | 0 | 1 | 6 | - | - | - | 7 |
| 66 RUMANIA | - | 1 | 3 | - | - | - | 4 |
| 68 BULGARIA | - | 0 | 1 | - | - | - | 1 |
| 71 TOTAL STATE TRADING | 4 | 40 | 59 | 2 | 4 | 10 | 113 |
| 76 OTHER EUROP. COUNTRIES | 0 | 5 | 5 | - | 0 | 15 | 26 |
| 82 USA | 1 | 10 | 16 | 10 | 16 | 0 | 28 |
| 85 OTHER COUNTRIES | 0 | 2 | 1 | 2 | 1 | 5 | 8 |
| 88 TOTAL THIRD COUNTRIES | 120 | 545 | 514 | 377 | 436 | 658 | 1838 |
| 90 INSGESAMT-TOTAAL-TOTAL | 5166 | 5612 | 5881 | 5309 | 5756 | 3060 | 19718 |

| BINNENWASSER - BINNENWATEREN - VOIE NAVIGABLE | | | | | | 1.4.01:2 (10B) | |
|---|---|----------------------------------|--------------------------------------|----------------------------------|--------------------------------------|----------------------------------|------------------------------|
| INNERSTAATLICHER, GRENZUEBERSCHREITENDER UND DURCHGANGSVERKEHR NACH STAATZUGEHORIGKEIT DES SCHIFFES | | | | | | BR DEUTSCHLAND | |
| BINNENLANDS, INTERNATIONAAL VERVOER EN DOORVOER NAAR NATIONALITEIT VAN HET SCHIP | | | | | | 1985 04-06 | |
| TRAFIC NATIONAL, INTERNATIONAL ET TRANSIT PAR NATIONALITE DU BATEAU | | | | | | MIO TKM | |
| STAATZUGEHORIGKEIT NATIONALITEIT NATIONALITE | GRENZUEBERSCHREITEND - INTERNATIONAAL - INTERNATIONAL | | | | | | |
| | ZUSAMMEN - TOTAAL - TOTAL | | | DAR. EWG-WAARV. EEG-DONT CEE | | | |
| | INNERSTAATL. BINNENLANDS NATIONAL | BELADUNG LADING CHARGEMENT | ENTLADUNG LOSSING DECHARGEMENT | BELADUNG LADING CHARGEMENT | ENTLADUNG LOSSING DECHARGEMENT | DURCHGANG DOORVOER TRANSIT | INSGESAMT TOTAAL TOTAL |
| (1) | (2) | (3) | (4) | (5) | (6) | (7) | |
| 01 BR DEUTSCHLAND | 3287 | 849 | 2462 | 716 | 2330 | 171 | 6770 |
| 02 FRANCE | 3 | 79 | 90 | 79 | 90 | 180 | 352 |
| 03 ITALIA | - | - | - | - | - | - | - |
| 04 NEDERLAND | 221 | 1157 | 2083 | 1137 | 2074 | 925 | 4387 |
| 05 BELGIQUE/BELGIE | 39 | 159 | 293 | 151 | 291 | 204 | 695 |
| 06 LUXEMBOURG | 1 | 8 | 6 | 8 | 6 | 6 | 21 |
| 07 UNITED KINGDOM | - | 3 | 1 | 3 | 1 | - | 4 |
| 08 IRELAND | - | 3 | 1 | 3 | 1 | - | 4 |
| 09 DANMARK | - | - | 0 | - | 0 | - | 0 |
| 10 HELLAS | - | - | - | - | - | - | - |
| 20 EUR | 3552 | 2258 | 4937 | 2097 | 4794 | 1486 | 12233 |
| 36 SWITZERLAND | 103 | 273 | 440 | 216 | 429 | 540 | 1356 |
| 38 AUSTRIA | - | 53 | 13 | - | - | - | 67 |
| 48 YUGOSLAVIA | - | 6 | 14 | - | - | - | 20 |
| 56 USSR | 1 | 2 | 1 | - | - | - | 4 |
| 58 GERMAN DR | 1 | 57 | 66 | 1 | 4 | 14 | 138 |
| 60 POLAND | 0 | 7 | 24 | - | 3 | 10 | 41 |
| 62 CZECHOSLOVAKIA | 0 | 25 | 17 | - | - | - | 62 |
| 64 HUNGARY | - | 2 | 17 | - | - | - | 20 |
| 66 RUMANIA | - | 2 | 7 | - | - | - | 9 |
| 68 BULGARIA | - | 1 | 1 | - | - | - | 1 |
| 71 TOTAL STATE TRADING | 2 | 101 | 147 | 1 | 8 | 25 | 275 |
| 76 OTHER EUROP. COUNTRIES | - | 6 | 6 | - | 2 | - | 12 |
| 82 USA | 1 | 2 | 6 | 2 | 6 | 3 | 11 |
| 85 OTHER COUNTRIES | 0 | 3 | 1 | 3 | 0 | - | 4 |
| 88 TOTAL THIRD COUNTRIES | 107 | 438 | 613 | 222 | 444 | 567 | 1725 |
| 90 INSGESAMT-TOTAAL-TOTAL | 3659 | 2696 | 5550 | 2319 | 5238 | 2053 | 13958 |

| BINNENWASSER - BINNENWATEREN - VOIE NAVIGABLE | | | | | | 1.4.02:2 (10B) | |
|---|---|----------------------------------|--------------------------------------|----------------------------------|--------------------------------------|----------------------------------|------------------------------|
| INNERSTAATLICHER, GRENZUEBERSCHREITENDER UND DURCHGANGSVERKEHR NACH STAATZUGEHORIGKEIT DES SCHIFFES | | | | | | FRANCE | |
| BINNENLANDS, INTERNATIONAAL VERVOER EN DOORVOER NAAR NATIONALITEIT VAN HET SCHIP | | | | | | 1985 04-06 | |
| TRAFIC NATIONAL, INTERNATIONAL ET TRANSIT PAR NATIONALITE DU BATEAU | | | | | | MIO TKM | |
| STAATZUGEHORIGKEIT NATIONALITEIT NATIONALITE | GRENZUEBERSCHREITEND - INTERNATIONAAL - INTERNATIONAL | | | | | | |
| | ZUSAMMEN - TOTAAL - TOTAL | | | DAR. EWG-WAARV. EEG-DONT CEE | | | |
| | INNERSTAATL. BINNENLANDS NATIONAL | BELADUNG LADING CHARGEMENT | ENTLADUNG LOSSING DECHARGEMENT | BELADUNG LADING CHARGEMENT | ENTLADUNG LOSSING DECHARGEMENT | DURCHGANG DOORVOER TRANSIT | INSGESAMT TOTAAL TOTAL |
| (1) | (2) | (3) | (4) | (5) | (6) | (7) | |
| 01 BR DEUTSCHLAND | 6 | 108 | 32 | 103 | 32 | 51 | 197 |
| 02 FRANCE | 1192 | 129 | 102 | 124 | 102 | 6 | 1429 |
| 03 ITALIA | - | 0 | - | 0 | - | - | 0 |
| 04 NEDERLAND | 1 | 102 | 68 | 100 | 68 | 52 | 224 |
| 05 BELGIQUE/BELGIE | 2 | 86 | 136 | 86 | 136 | 7 | 231 |
| 06 LUXEMBOURG | - | 1 | 1 | 1 | 1 | 0 | 3 |
| 07 UNITED KINGDOM | - | - | - | - | - | - | - |
| 08 IRELAND | - | - | 0 | - | 0 | - | 0 |
| 09 DANMARK | - | - | - | - | - | - | - |
| 10 HELLAS | - | - | - | - | - | - | - |
| 20 EUR | 1200 | 427 | 339 | 415 | 338 | 117 | 2084 |
| 36 SWITZERLAND | 5 | 57 | 8 | 45 | 8 | 118 | 188 |
| 38 AUSTRIA | - | - | - | - | - | - | - |
| 48 YUGOSLAVIA | - | - | - | - | - | - | - |
| 56 USSR | - | - | - | - | - | - | - |
| 58 GERMAN DR | - | - | - | - | - | - | - |
| 60 POLAND | - | 0 | 0 | 0 | - | - | 0 |
| 62 CZECHOSLOVAKIA | - | - | - | - | - | - | - |
| 64 HUNGARY | - | - | - | - | - | - | - |
| 66 RUMANIA | - | - | - | - | - | - | - |
| 68 BULGARIA | - | - | - | - | - | - | - |
| 71 TOTAL STATE TRADING | - | 0 | 0 | 0 | - | - | 0 |
| 76 OTHER EUROP. COUNTRIES | - | - | - | - | - | - | - |
| 82 USA | - | 0 | 0 | 0 | 0 | - | 0 |
| 85 OTHER COUNTRIES | - | - | - | - | - | - | - |
| 88 TOTAL THIRD COUNTRIES | 5 | 58 | 8 | 46 | 8 | 118 | 189 |
| 90 INSGESAMT-TOTAAL-TOTAL | 1206 | 485 | 347 | 461 | 346 | 235 | 2273 |

| BINNENWASSER - BINNENWATEREN - VOIE NAVIGABLE | | | | | | | 1.4.04:2 (10B) | |
|---|---|---|--------------------------------------|----------------------------------|--------------------------------------|----------------------------------|------------------------------|-----|
| INNERSTAATLICHER, GRENZUEBERSCHREITENDER UND DURCHGANGSVERKEHR NACH STAATZUGEHORIGKEIT DES SCHIFFES | | | | | | | NEDERLAND | |
| BINNENLANDS, INTERNATIONAAL VERVOER EN DOORVOER NAAR NATIONALITEIT VAN HET SCHIP | | | | | | | 1985 04-06 | |
| TRAFIC NATIONAL, INTERNATIONAL ET TRANSIT PAR NATIONALITE DU BATEAU | | | | | | | MIO TKM | |
| STAATZUGEHORIGKEIT NATIONALITEIT NATIONALITE | INNERSTAATL. BINNENLANDS NATIONAL | GRENZUEBERSCHREITEND - INTERNATIONAAL - INTERNATIONAL | | | | DURCHGANG DOORVOER TRANSIT | INSGESAMT TOTAAL TOTAL | |
| | | BELADUNG LADING CHARGEMENT | ENTLADUNG LOSSING DECHARGEMENT | BELADUNG LADING CHARGEMENT | ENTLADUNG LOSSING DECHARGEMENT | | | |
| | | ZUSAMMEN - TOTAAL - TOTAL | | DAR. EWG-WAARV. EEG-DOHT CEE | | | | |
| | | (1) | (2) | (3) | (4) | (5) | (6) | (7) |
| 01 BR DEUTSCHLAND | 3 | 1150 | 196 | 1144 | 196 | 336 | 1684 | |
| 02 FRANCE | 2 | 51 | 41 | 46 | 41 | 57 | 151 | |
| 03 ITALIA | - | - | - | - | - | - | - | |
| 04 NEDERLAND | 1751 | 1958 | 1223 | 1918 | 1221 | 707 | 5639 | |
| 05 BELGIQUE/BELGIE | 18 | 348 | 188 | 340 | 188 | 313 | 867 | |
| 06 LUXEMBOURG | - | 1 | 2 | 1 | 2 | 3 | 5 | |
| 07 UNITED KINGDOM | - | - | 0 | - | 0 | 4 | 4 | |
| 08 IRELAND | - | - | - | - | - | - | - | |
| 09 DANMARK | - | - | - | - | - | - | - | |
| 10 HELLAS | - | - | - | - | - | - | - | |
| 20 EUR | 1773 | 3507 | 1651 | 3449 | 1647 | 1424 | 8355 | |
| 36 SWITZERLAND | 3 | 321 | 111 | 263 | 110 | 102 | 538 | |
| 38 AUSTRIA | - | - | - | - | - | - | - | |
| 48 YUGOSLAVIA | - | - | - | - | - | - | - | |
| 56 USSR | - | - | - | - | - | 0 | 0 | |
| 58 GERMAN DR | - | 4 | 1 | 3 | 0 | 3 | 9 | |
| 60 POLAND | - | 2 | 1 | 1 | - | 2 | 4 | |
| 62 CZECHOSLOVAKIA | - | - | - | - | - | - | - | |
| 64 HUNGARY | - | - | - | - | - | - | - | |
| 66 RUMANIA | - | - | - | - | - | - | - | |
| 68 BULGARIA | - | - | - | - | - | - | - | |
| 71 TOTAL STATE TRADING | - | 6 | 3 | 4 | 0 | 5 | 13 | |
| 76 OTHER EUROP. COUNTRIES | - | - | - | - | - | 12 | 12 | |
| 82 USA | - | 7 | 9 | 7 | 9 | 0 | 16 | |
| 85 OTHER COUNTRIES | - | 1 | 1 | 1 | 1 | 7 | 8 | |
| 88 TOTAL THIRD COUNTRIES | 3 | 335 | 123 | 275 | 119 | 126 | 588 | |
| 90 INSGESAMT-TOTAAL-TOTAL | 1776 | 3842 | 1774 | 3724 | 1767 | 1550 | 8943 | |

| BINNENWASSER - BINNENWATEREN - VOIE NAVIGABLE | | | | | | | 1.4.05:2 (10B) | |
|---|---|---|--------------------------------------|----------------------------------|--------------------------------------|----------------------------------|------------------------------|-----|
| INNERSTAATLICHER, GRENZUEBERSCHREITENDER UND DURCHGANGSVERKEHR NACH STAATZUGEHORIGKEIT DES SCHIFFES | | | | | | | BELGIQUE/BELGIE | |
| BINNENLANDS, INTERNATIONAAL VERVOER EN DOORVOER NAAR NATIONALITEIT VAN HET SCHIP | | | | | | | 1985 04-06 | |
| TRAFIC NATIONAL, INTERNATIONAL ET TRANSIT PAR NATIONALITE DU BATEAU | | | | | | | MIO TKM | |
| STAATZUGEHORIGKEIT NATIONALITEIT NATIONALITE | INNERSTAATL. BINNENLANDS NATIONAL | GRENZUEBERSCHREITEND - INTERNATIONAAL - INTERNATIONAL | | | | DURCHGANG DOORVOER TRANSIT | INSGESAMT TOTAAL TOTAL | |
| | | BELADUNG LADING CHARGEMENT | ENTLADUNG LOSSING DECHARGEMENT | BELADUNG LADING CHARGEMENT | ENTLADUNG LOSSING DECHARGEMENT | | | |
| | | ZUSAMMEN - TOTAAL - TOTAL | | DAR. EWG-WAARV. EEG-DOHT CEE | | | | |
| | | (1) | (2) | (3) | (4) | (5) | (6) | (7) |
| 01 BR DEUTSCHLAND | 1 | 12 | 15 | 12 | 14 | 3 | 30 | |
| 02 FRANCE | 1 | 26 | 37 | 25 | 37 | 40 | 104 | |
| 03 ITALIA | 0 | 0 | - | 0 | - | - | 0 | |
| 04 NEDERLAND | 29 | 105 | 239 | 102 | 238 | 31 | 404 | |
| 05 BELGIQUE/BELGIE | 380 | 155 | 180 | 153 | 180 | 51 | 767 | |
| 06 LUXEMBOURG | - | 0 | 0 | 0 | 0 | 0 | 1 | |
| 07 UNITED KINGDOM | - | - | 0 | - | 0 | - | 0 | |
| 08 IRELAND | - | - | - | - | - | - | - | |
| 09 DANMARK | - | - | - | - | - | - | - | |
| 10 HELLAS | - | - | - | - | - | - | - | |
| 20 EUR | 412 | 298 | 471 | 293 | 469 | 125 | 1306 | |
| 36 SWITZERLAND | 3 | 6 | 11 | 4 | 10 | 0 | 19 | |
| 38 AUSTRIA | - | - | 0 | - | 0 | - | 0 | |
| 48 YUGOSLAVIA | - | - | - | - | - | - | - | |
| 56 USSR | - | - | - | - | - | - | - | |
| 58 GERMAN DR | 3 | 0 | 1 | 0 | 1 | - | 4 | |
| 60 POLAND | - | 0 | 0 | 0 | 0 | - | 1 | |
| 62 CZECHOSLOVAKIA | - | - | - | - | - | - | - | |
| 64 HUNGARY | - | - | - | - | - | - | - | |
| 66 RUMANIA | - | - | - | - | - | - | - | |
| 68 BULGARIA | - | - | - | - | - | - | - | |
| 71 TOTAL STATE TRADING | 3 | 0 | 1 | 0 | 1 | - | 4 | |
| 76 OTHER EUROP. COUNTRIES | - | - | - | - | - | - | - | |
| 82 USA | - | 0 | 0 | 0 | 0 | - | 1 | |
| 85 OTHER COUNTRIES | - | 0 | 0 | 0 | 0 | - | 0 | |
| 88 TOTAL THIRD COUNTRIES | 6 | 7 | 12 | 5 | 11 | 0 | 25 | |
| 90 INSGESAMT-TOTAAL-TOTAL | 418 | 304 | 484 | 298 | 480 | 125 | 1331 | |

| BINNENWASSER - BINNENWATEREN - VOIE NAVIGABLE | | | | | | | 1.4.06:2 (10B) |
|---|--|----------------------------------|--------------------------------------|----------------------------------|--------------------------------------|----------------------------------|------------------------------|
| INNERSTAATLICHER, GRENZUEBERSCHREITENDER UND DURCHGANGSVERKEHR NACH STAATZUGEHORIGKEIT DES SCHIFFES | | | | | | | LUXEMBOURG |
| BINNENLANDS, INTERNATIONAAL VERVOER EN DOORVOER NAAR NATIONALITEIT VAN HET SCHIP | | | | | | | 1985 04-06 |
| TRAFIC NATIONAL, INTERNATIONAL ET TRANSIT PAR NATIONALITE DU BATEAU | | | | | | | MIO TKM |
| STAATZUGEHORIGKEIT NATIONALITEIT NATIONALITE | GRENZUEBERSCHREITEND - INTERNATIONAAL - INTERNATIONAL | | | | | | INSGESAMT TOTAAL TOTAL |
| | ZUSAMMEN - TOTAAL - TOTAL ! DAR. EWG-WAARV. EEG-DONT CEE ! | | | | | | |
| | INNERSTAATL. BINNENLANDS NATIONAL | BELADUNG LADING CHARGEMENT | ENTLADUNG LOSSING DECHARGEMENT | BELADUNG LADING CHARGEMENT | ENTLADUNG LOSSING DECHARGEMENT | DURCHGANG DOORVOER TRANSIT | |
| (1) | (2) | (3) | (4) | (5) | (6) | (7) | |
| 01 BR DEUTSCHLAND | - | 0 | 1 | 0 | 1 | 33 | 34 |
| 02 FRANCE | - | 0 | 0 | 0 | 0 | 7 | 7 |
| 03 ITALIA | - | - | - | - | - | - | - |
| 04 NEDERLAND | - | 0 | 0 | 0 | 0 | 32 | 33 |
| 05 BELGIQUE/BELGIE | - | 0 | 0 | 0 | 0 | 11 | 11 |
| 06 LUXEMBOURG | - | 0 | 0 | 0 | 0 | 1 | 1 |
| 07 UNITED KINGDOM | - | - | - | - | - | - | - |
| 08 IRELAND | - | - | - | - | - | - | - |
| 09 DANMARK | - | - | - | - | - | - | - |
| 10 HELLAS | - | - | - | - | - | - | - |
| 20 EUR | 0 | 1 | 2 | 1 | 1 | 84 | 87 |
| 36 SWITZERLAND | - | 0 | 0 | 0 | 0 | 6 | 6 |
| 38 AUSTRIA | - | - | - | - | - | - | - |
| 48 YUGOSLAVIA | - | - | - | - | - | - | - |
| 56 USSR | - | - | - | - | - | - | - |
| 58 GERMAN DR | - | - | - | - | - | - | - |
| 60 POLAND | - | - | 0 | - | - | - | 0 |
| 62 CZECHOSLOVAKIA | - | - | - | - | - | - | - |
| 64 HUNGARY | - | - | - | - | - | - | - |
| 66 RUMANIA | - | - | - | - | - | - | - |
| 68 BULGARIA | - | - | - | - | - | - | - |
| 71 TOTAL STATE TRADING | - | - | 0 | - | - | - | 0 |
| 76 OTHER EUROP. COUNTRIES | - | - | - | - | - | - | - |
| 82 USA | - | - | - | - | - | - | - |
| 85 OTHER COUNTRIES | - | - | - | - | - | - | - |
| 88 TOTAL THIRD COUNTRIES | 0 | 0 | 0 | 0 | 0 | 6 | 6 |
| 90 INSGESAMT-TOTAAL-TOTAL | 0 | 1 | 2 | 1 | 2 | 90 | 92 |

| BINNENWASSER - BINNENWATEREN - VOIE NAVIGABLE | | | | | | | 1.4.07:2 (10B) |
|---|---|----------------------------------|--------------------------------------|----------------------------------|--------------------------------------|----------------------------------|------------------------------|
| INNERSTAATLICHER, GRENZUEBERSCHREITENDER UND DURCHGANGSVERKEHR NACH STAATZUGEHORIGKEIT DES SCHIFFES | | | | | | | EUR |
| BINNENLANDS, INTERNATIONAAL VERVOER EN DOORVOER NAAR NATIONALITEIT VAN HET SCHIP | | | | | | | 1985 04-06 |
| TRAFIC NATIONAL, INTERNATIONAL ET TRANSIT PAR NATIONALITE DU BATEAU | | | | | | | MIO TKM |
| STAATZUGEHORIGKEIT NATIONALITEIT NATIONALITE | GRENZUEBERSCHREITEND - INTERNATIONAAL - INTERNATIONAL | | | | | | INSGESAMT TOTAAL TOTAL |
| | ZUSAMMEN - TOTAAL - TOTAL ! DAR. EWG-WAARV. EEG-DOONT CEE ! | | | | | | |
| | INNERSTAATL. BINNENLANDS NATIONAL | BELADUNG LADING CHARGEMENT | ENTLADUNG LOSSING DECHARGEMENT | BELADUNG LADING CHARGEMENT | ENTLADUNG LOSSING DECHARGEMENT | DURCHGANG DOORVOER TRANSIT | |
| (1) | (2) | (3) | (4) | (5) | (6) | (7) | |
| 01 BR DEUTSCHLAND | 3298 | 2119 | 2706 | 1975 | 2573 | 593 | 8716 |
| 02 FRANCE | 1198 | 286 | 270 | 275 | 270 | 290 | 2043 |
| 03 ITALIA | 0 | 0 | - | 0 | - | - | 0 |
| 04 NEDERLAND | 2002 | 3322 | 3615 | 3257 | 3600 | 1747 | 10687 |
| 05 BELGIQUE/BELGIE | 439 | 748 | 798 | 730 | 795 | 587 | 2571 |
| 06 LUXEMBOURG | 1 | 11 | 9 | 11 | 9 | 11 | 31 |
| 07 UNITED KINGDOM | - | 3 | 1 | 3 | 1 | 4 | 8 |
| 08 IRELAND | - | 3 | 2 | 3 | 2 | 4 | 8 |
| 09 DANMARK | - | - | 0 | - | 0 | - | 0 |
| 10 HELLAS | - | - | - | - | - | - | - |
| 20 EUR | 6938 | 6491 | 7400 | 6254 | 7250 | 3236 | 24065 |
| 36 SWITZERLAND | 115 | 658 | 570 | 529 | 556 | 766 | 2108 |
| 38 AUSTRIA | - | 53 | 13 | - | 0 | - | 67 |
| 48 YUGOSLAVIA | - | 6 | 14 | - | - | - | 20 |
| 56 USSR | 1 | 2 | 1 | - | - | 0 | 4 |
| 58 GERMAN DR | 4 | 61 | 69 | 3 | 5 | 18 | 151 |
| 60 POLAND | 0 | 8 | 26 | 1 | 3 | 12 | 47 |
| 62 CZECHOSLOVAKIA | 0 | 25 | 17 | - | - | - | 42 |
| 64 HUNGARY | - | 2 | 17 | - | - | - | 20 |
| 66 RUMANIA | - | 2 | 7 | - | - | - | 9 |
| 68 BULGARIA | - | 1 | 1 | - | - | - | 1 |
| 71 TOTAL STATE TRADING | 5 | 107 | 151 | 4 | 9 | 30 | 293 |
| 76 OTHER EUROP. COUNTRIES | - | 6 | 6 | - | 2 | 12 | 24 |
| 82 USA | 1 | 10 | 15 | 10 | 15 | 3 | 28 |
| 85 OTHER COUNTRIES | 0 | 4 | 2 | 3 | 1 | 7 | 12 |
| 88 TOTAL THIRD COUNTRIES | 121 | 838 | 757 | 547 | 582 | 817 | 2532 |
| 90 INSGESAMT-TOTAAL-TOTAL | 7058 | 7329 | 8157 | 6802 | 7832 | 4053 | 26597 |

| BINNENWASSER - BINNENWATEREN - VOIE NAVIGABLE | | | | | | | 1.4.01:3 (10B) |
|---|---|----------------------------------|--------------------------------------|----------------------------------|--------------------------------------|----------------------------------|------------------------------|
| INNERSTAATLICHER,GRENZUEBERSCHREITENDER UND DURCHGANGSVERKEHR NACH STAATSZUGEHORIGKEIT DES SCHIFFES | | | | | | | BR DEUTSCHLAND |
| BINNENLANDS,INTERNATIONAAL VERVOER EN DOORVDER NAAR NATIONALITEIT VAN HET SCHIP | | | | | | | 1985 07-09 |
| TRAFIC NATIONAL,INTERNATIONAL ET TRANSIT PAR NATIONALITE DU BATEAU | | | | | | | MIO TKM |
| STAATSZUGEHORIGKEIT NATIONALITEIT NATIONALITE | GRENZUEBERSCHREITEND - INTERNATIONAAL - INTERNATIONAL | | | | | | INSGESAMT TOTAAL TOTAL |
| | ZUSAMMEN - TOTAAL - TOTAL | | | | | | |
| | INNERSTAATL. BINNENLANDS NATIONAL | BELADUNG LADING CHARGEMENT | ENTLADUNG LOSSING DECHARGEMENT | BELADUNG LADING CHARGEMENT | ENTLADUNG LOSSING DECHARGEMENT | DURCHGANG DOORVOER TRANSIT | |
| (1) | (2) | (3) | (4) | (5) | (6) | (7) | |
| 01 BR DEUTSCHLAND | 3217 | 818 | 2710 | 690 | 2605 | 193 | 6938 |
| 02 FRANCE | 4 | 66 | 83 | 66 | 83 | 154 | 308 |
| 03 ITALIA | - | - | - | - | - | - | - |
| 04 NEDERLAND | 248 | 1015 | 2153 | 999 | 2143 | 927 | 4342 |
| 05 BELGIE/BELGIE | 35 | 168 | 332 | 164 | 329 | 219 | 754 |
| 06 LUXEMBOURG | - | 7 | 9 | 6 | 9 | 5 | 21 |
| 07 UNITED KINGDOM | - | 2 | 0 | 2 | 0 | - | 2 |
| 08 IRELAND | - | 3 | 2 | 3 | 0 | - | 5 |
| 09 DANMARK | - | - | 0 | - | 0 | - | 0 |
| 10 HELLAS | - | - | - | - | - | - | - |
| 20 EUR | 3504 | 2078 | 5291 | 1929 | 5171 | 1498 | 12371 |
| 36 SWITZERLAND | 122 | 204 | 473 | 162 | 462 | 573 | 1372 |
| 38 AUSTRIA | - | 37 | 9 | - | - | - | 46 |
| 48 YUGOSLAVIA | 0 | 4 | 8 | - | - | - | 13 |
| 56 USSR | - | 3 | 1 | - | - | - | 4 |
| 58 GERMAN DR | 0 | 64 | 48 | - | 3 | 7 | 119 |
| 60 POLAND | 1 | 6 | 25 | - | 6 | 20 | 53 |
| 62 CZECHOSLOVAKIA | 0 | 20 | 15 | - | - | - | 35 |
| 64 HUNGARY | 0 | 2 | 16 | - | - | - | 18 |
| 66 RUMANIA | - | 3 | 7 | - | - | - | 11 |
| 68 BULGARIA | - | 1 | 1 | - | - | - | 2 |
| 71 TOTAL STATE TRADING | 2 | 103 | 123 | - | 8 | 27 | 255 |
| 76 OTHER EUROP. COUNTRIES | - | 5 | 4 | - | 0 | - | 9 |
| 82 USA | 0 | 4 | 0 | 2 | 6 | 2 | 5 |
| 85 OTHER COUNTRIES | - | 4 | 0 | 4 | 0 | - | 5 |
| 88 TOTAL THIRD COUNTRIES | 124 | 356 | 616 | 168 | 476 | 602 | 1697 |
| 90 INSGESAMT-TOTAAL-TOTAL | 3628 | 2435 | 5906 | 2096 | 5647 | 2100 | 14069 |

| BINNENWASSER - BINNENWATEREN - VOIE NAVIGABLE | | | | | | | 1.4.02:3 (10B) |
|---|---|----------------------------------|--------------------------------------|----------------------------------|--------------------------------------|----------------------------------|------------------------------|
| INNERSTAATLICHER,GRENZUEBERSCHREITENDER UND DURCHGANGSVERKEHR NACH STAATSZUGEHORIGKEIT DES SCHIFFES | | | | | | | FRANCE |
| BINNENLANDS,INTERNATIONAAL VERVDER EN DOORVDER NAAR NATIONALITEIT VAN HET SCHIP | | | | | | | 1985 07-09 |
| TRAFIC NATIONAL,INTERNATIONAL ET TRANSIT PAR NATIONALITE DU BATEAU | | | | | | | MIO TKM |
| STAATSZUGEHORIGKEIT NATIONALITEIT NATIONALITE | GRENZUEBERSCHREITEND - INTERNATIONAAL - INTERNATIONAL | | | | | | INSGESAMT TOTAAL TOTAL |
| | ZUSAMMEN - TOTAAL - TOTAL | | | | | | |
| | INNERSTAATL. BINNENLANDS NATIONAL | BELADUNG LADING CHARGEMENT | ENTLADUNG LOSSING DECHARGEMENT | BELADUNG LADING CHARGEMENT | ENTLADUNG LOSSING DECHARGEMENT | DURCHGANG DOORVOER TRANSIT | |
| (1) | (2) | (3) | (4) | (5) | (6) | (7) | |
| 01 BR DEUTSCHLAND | 8 | 98 | 33 | 94 | 33 | 53 | 193 |
| 02 FRANCE | 963 | 132 | 116 | 128 | 116 | 5 | 1216 |
| 03 ITALIA | - | - | - | - | - | - | - |
| 04 NEDERLAND | 1 | 79 | 65 | 78 | 65 | 53 | 198 |
| 05 BELGIE/BELGIE | 4 | 89 | 122 | 88 | 122 | 13 | 228 |
| 06 LUXEMBOURG | - | 1 | 1 | 1 | 1 | 0 | 2 |
| 07 UNITED KINGDOM | - | - | - | - | - | - | - |
| 08 IRELAND | - | - | - | - | - | - | - |
| 09 DANMARK | - | - | - | - | - | - | - |
| 10 HELLAS | - | - | - | - | - | - | - |
| 20 EUR | 977 | 399 | 337 | 390 | 337 | 124 | 1837 |
| 36 SWITZERLAND | 7 | 46 | 6 | 34 | 6 | 121 | 180 |
| 38 AUSTRIA | - | - | - | - | - | - | - |
| 48 YUGOSLAVIA | - | - | - | - | - | - | - |
| 56 USSR | - | - | - | - | - | - | - |
| 58 GERMAN DR | - | - | - | - | - | - | - |
| 60 POLAND | - | 0 | 0 | 0 | - | - | 0 |
| 62 CZECHOSLOVAKIA | - | - | - | - | - | - | - |
| 64 HUNGARY | - | - | - | - | - | - | - |
| 66 RUMANIA | - | - | - | - | - | - | - |
| 68 BULGARIA | - | - | - | - | - | - | - |
| 71 TOTAL STATE TRADING | - | 0 | 0 | 0 | - | - | 0 |
| 76 OTHER EUROP. COUNTRIES | - | - | 0 | - | 0 | - | 0 |
| 82 USA | - | - | 0 | - | 0 | - | 0 |
| 85 OTHER COUNTRIES | - | - | - | - | - | - | - |
| 88 TOTAL THIRD COUNTRIES | 7 | 46 | 7 | 34 | 7 | 121 | 181 |
| 90 INSGESAMT-TOTAAL-TOTAL | 983 | 446 | 344 | 424 | 344 | 245 | 2018 |

B I N N E N W A S S E R - B I N N E N W A T E R E N - V O I E N A V I G A B L E

1.4.04:3 (10B)

INNERSTAATLICHER, GRENZUEBERSCHREITENDER UND DURCHGANGSVERKEHR NACH STAATZUGEHÖRIGKEIT DES SCHIFFES
 BINNENLANDS, INTERNATIONAAL VERVOER EN DOORVOER NAAR NATIONALITEIT VAN HET SCHIP

NEDERLAND

1985 07-09

TRAFIC NATIONAL, INTERNATIONAL ET TRANSIT PAR NATIONALITE DU BATEAU

MIO TKM

| STAATZUGEHÖRIGKEIT NATIONALITEIT NATIONALITE | GRENZUEBERSCHREITEND - INTERNATIONAAL - INTERNATIONAL | | | | | | DURCHGANG DOORVOER TRANSIT | INSGESAMT TOTAAL TOTAL |
|--|---|----------------------------------|--------------------------------------|----------------------------------|--------------------------------------|------------------------------|----------------------------------|------------------------------|
| | ZUSAMMEN - TOTAAL - TOTAL | | | | | | | |
| | INNERSTAATL. BINNENLANDS NATIONAL | BELADUNG LADING CHARGEMENT | ENTLADUNG LOSSING DECHARGEMENT | BELADUNG LADING CHARGEMENT | ENTLADUNG LOSSING DECHARGEMENT | DAR. EWG-WAARV. EEG-DONT CEE | | |
| (1) | (2) | (3) | (4) | (5) | (6) | (7) | | |
| 01 BR DEUTSCHLAND | 1 | 1174 | 192 | 1167 | 192 | 332 | 1698 | |
| 02 FRANCE | 1 | 54 | 46 | 50 | 46 | 55 | 156 | |
| 03 ITALIA | - | - | - | - | - | - | - | |
| 04 NEDERLAND | 1596 | 1925 | 1275 | 1876 | 1272 | 635 | 5431 | |
| 05 BELGIQUE/BELGIE | 13 | 344 | 219 | 331 | 219 | 325 | 901 | |
| 06 LUXEMBOURG | - | 1 | 1 | 1 | 1 | 1 | 3 | |
| 07 UNITED KINGDOM | - | - | 0 | - | 0 | 3 | 3 | |
| 08 IRELAND | - | - | - | - | - | 4 | 4 | |
| 09 DANMARK | - | - | - | - | - | - | - | |
| 10 HELLAS | - | - | - | - | - | - | - | |
| 20 EUR | 1611 | 3497 | 1733 | 3425 | 1729 | 1354 | 8196 | |
| 36 SWITZERLAND | 6 | 359 | 97 | 292 | 95 | 98 | 561 | |
| 38 AUSTRIA | - | - | - | - | - | - | - | |
| 48 YUGOSLAVIA | - | - | - | - | - | - | - | |
| 56 USSR | - | - | - | - | - | - | - | |
| 58 GERMAN DR | - | 2 | 0 | 2 | - | 3 | 5 | |
| 60 POLAND | - | 2 | 2 | 1 | - | 3 | 6 | |
| 62 CZECHOSLOVAKIA | - | - | - | - | - | - | - | |
| 64 HUNGARY | - | - | - | - | - | - | - | |
| 66 RUMANIA | - | - | - | - | - | - | - | |
| 68 BULGARIA | - | - | - | - | - | - | - | |
| 71 TOTAL STATE TRADING | - | 4 | 2 | 3 | - | 6 | 11 | |
| 76 OTHER EUROP. COUNTRIES | - | 0 | - | 0 | - | 11 | 11 | |
| 82 USA | - | 5 | 7 | 5 | 6 | - | 12 | |
| 85 OTHER COUNTRIES | - | 1 | 2 | 1 | 2 | 8 | 12 | |
| 88 TOTAL THIRD COUNTRIES | 6 | 370 | 108 | 301 | 104 | 123 | 606 | |
| 90 INSGESAMT-TOTAAL-TOTAL | 1618 | 3867 | 1841 | 3726 | 1833 | 1477 | 8803 | |

B I N N E N W A S S E R - B I N N E N W A T E R E N - V O I E N A V I G A B L E

1.4.05:3 (10B)

INNERSTAATLICHER, GRENZUEBERSCHREITENDER UND DURCHGANGSVERKEHR NACH STAATZUGEHÖRIGKEIT DES SCHIFFES
 BINNENLANDS, INTERNATIONAAL VERVOER EN DOORVOER NAAR NATIONALITEIT VAN HET SCHIP

BELGIQUE/BELGIE

1985 07-09

TRAFIC NATIONAL, INTERNATIONAL ET TRANSIT PAR NATIONALITE DU BATEAU

MIO TKM

| STAATZUGEHÖRIGKEIT NATIONALITEIT NATIONALITE | GRENZUEBERSCHREITEND - INTERNATIONAAL - INTERNATIONAL | | | | | | DURCHGANG DOORVOER TRANSIT | INSGESAMT TOTAAL TOTAL |
|--|---|----------------------------------|--------------------------------------|----------------------------------|--------------------------------------|------------------------------|----------------------------------|------------------------------|
| | ZUSAMMEN - TOTAAL - TOTAL | | | | | | | |
| | INNERSTAATL. BINNENLANDS NATIONAL | BELADUNG LADING CHARGEMENT | ENTLADUNG LOSSING DECHARGEMENT | BELADUNG LADING CHARGEMENT | ENTLADUNG LOSSING DECHARGEMENT | DAR. EWG-WAARV. EEG-DONT CEE | | |
| (1) | (2) | (3) | (4) | (5) | (6) | (7) | | |
| 01 BR DEUTSCHLAND | 1 | 13 | 12 | 12 | 11 | 2 | 27 | |
| 02 FRANCE | 1 | 24 | 37 | 24 | 37 | 35 | 98 | |
| 03 ITALIA | 0 | 0 | - | 0 | - | 0 | 0 | |
| 04 NEDERLAND | 34 | 93 | 199 | 90 | 198 | 26 | 353 | |
| 05 BELGIQUE/BELGIE | 356 | 167 | 153 | 166 | 152 | 43 | 719 | |
| 06 LUXEMBOURG | 0 | 0 | 0 | 0 | 0 | 0 | 1 | |
| 07 UNITED KINGDOM | 0 | 0 | - | 0 | - | 0 | 0 | |
| 08 IRELAND | 0 | - | - | - | - | - | 0 | |
| 09 DANMARK | - | - | - | - | - | - | - | |
| 10 HELLAS | - | - | - | - | - | - | - | |
| 20 EUR | 393 | 298 | 401 | 292 | 399 | 106 | 1198 | |
| 36 SWITZERLAND | 3 | 7 | 9 | 5 | 8 | 0 | 20 | |
| 38 AUSTRIA | - | - | - | - | - | - | - | |
| 48 YUGOSLAVIA | - | - | - | - | - | - | - | |
| 56 USSR | - | - | - | - | - | - | - | |
| 58 GERMAN DR | 3 | 0 | 1 | 0 | 0 | - | 3 | |
| 60 POLAND | 0 | 0 | 0 | 0 | - | - | 1 | |
| 62 CZECHOSLOVAKIA | - | - | - | - | - | - | - | |
| 64 HUNGARY | - | - | - | - | - | - | - | |
| 66 RUMANIA | - | - | - | - | - | - | - | |
| 68 BULGARIA | - | - | - | - | - | - | - | |
| 71 TOTAL STATE TRADING | 3 | 1 | 1 | 0 | 0 | - | 4 | |
| 76 OTHER EUROP. COUNTRIES | - | - | - | - | - | 0 | 0 | |
| 82 USA | - | 0 | 0 | 0 | 0 | - | 0 | |
| 85 OTHER COUNTRIES | - | - | 0 | - | 0 | - | 0 | |
| 88 TOTAL THIRD COUNTRIES | 6 | 8 | 10 | 5 | 9 | 0 | 24 | |
| 90 INSGESAMT-TOTAAL-TOTAL | 398 | 306 | 411 | 298 | 408 | 107 | 1222 | |

B I N N E N W A S S E R - B I N N E N W A T E R E N - V O I E N A V I G A B L E 1.4.06:3 (10B)
 INNERSTAATLICHER, GRENZUEBERSCHREITENDER UND DURCHGANGSVERKEHR NACH STAATZUGEHORIGKEIT DES SCHIFFES LUXEMBOURG
 BINNENLANDS, INTERNATIONAAL VERVOER EN DOORVOER NAAR NATIONALITEIT VAN HET SCHIP 1985 07-09
 TRAFIC NATIONAL, INTERNATIONAL ET TRANSIT PAR NATIONALITE DU BATEAU MIO TKM

| STAATZUGEHORIGKEIT NATIONALITEIT NATIONALITE | GRENZUEBERSCHREITEND - INTERNATIONAAL - INTERNATIONAL | | | | | | INSGESAMT TOTAAL TOTAL |
|--|---|----------------------------------|--------------------------------------|----------------------------------|--------------------------------------|----------------------------------|------------------------------|
| | ZUSAMMEN - TOTAAL - TOTAL | | | DAR. EWG-WAARV. EEG-DONT CEE | | | |
| | INNERSTAATL. BINNENLANDS NATIONAL | BELADUNG LADING CHARGEMENT | ENTLADUNG LOSSING DECHARGEMENT | BELADUNG LADING CHARGEMENT | ENTLADUNG LOSSING DECHARGEMENT | DURCHGANG DOORVOER TRANSIT | |
| (1) | (2) | (3) | (4) | (5) | (6) | (7) | |
| 01 BR DEUTSCHLAND | - | 0 | 1 | 0 | 1 | 30 | 31 |
| 02 FRANCE | - | 0 | 0 | 0 | 0 | 7 | 7 |
| 03 ITALIA | - | - | - | - | - | - | - |
| 04 NEDERLAND | - | 0 | 1 | 0 | 1 | 31 | 31 |
| 05 BELGIQUE/BELGIE | - | 0 | 0 | 0 | 0 | 10 | 10 |
| 06 LUXEMBOURG | - | 0 | 0 | 0 | 0 | 1 | 1 |
| 07 UNITED KINGDOM | - | - | - | - | - | - | - |
| 08 IRELAND | - | - | - | - | - | - | - |
| 09 DANMARK | - | - | - | - | - | - | - |
| 10 HELLAS | - | - | - | - | - | - | - |
| 20 EUR | 0 | 1 | 2 | 1 | 2 | 79 | 81 |
| 36 SWITZERLAND | - | 0 | 0 | 0 | 0 | 4 | 4 |
| 38 AUSTRIA | - | - | - | - | - | - | - |
| 48 YUGOSLAVIA | - | - | - | - | - | - | - |
| 56 USSR | - | - | - | - | - | - | - |
| 58 GERMAN DR | - | - | - | - | - | - | - |
| 60 POLAND | - | - | 0 | - | - | - | 0 |
| 62 CZECHOSLOVAKIA | - | - | - | - | - | - | - |
| 64 HUNGARY | - | - | - | - | - | - | - |
| 66 RUMANIA | - | - | - | - | - | - | - |
| 68 BULGARIA | - | - | - | - | - | - | - |
| 71 TOTAL STATE TRADING | - | - | 0 | - | - | - | 0 |
| 76 OTHER EUROP. COUNTRIES | - | - | - | - | - | - | - |
| 82 USA | - | - | - | - | - | - | - |
| 85 OTHER COUNTRIES | - | - | - | - | - | - | - |
| 88 TOTAL THIRD COUNTRIES | 0 | 0 | 0 | 0 | 0 | 4 | 4 |
| 90 INSGESAMT-TOTAAL-TOTAL | 0 | 1 | 2 | 1 | 2 | 83 | 85 |

B I N N E N W A S S E R - B I N N E N W A T E R E N - V O I E N A V I G A B L E 1.4.07:3 (10B)
 INNERSTAATLICHER, GRENZUEBERSCHREITENDER UND DURCHGANGSVERKEHR NACH STAATZUGEHORIGKEIT DES SCHIFFES EUR
 BINNENLANDS, INTERNATIONAAL VERVOER EN DOORVOER NAAR NATIONALITEIT VAN HET SCHIP 1985 07-09
 TRAFIC NATIONAL, INTERNATIONAL ET TRANSIT PAR NATIONALITE DU BATEAU MIO TKM

| STAATZUGEHORIGKEIT NATIONALITEIT NATIONALITE | GRENZUEBERSCHREITEND - INTERNATIONAAL - INTERNATIONAL | | | | | | INSGESAMT TOTAAL TOTAL |
|--|---|----------------------------------|--------------------------------------|----------------------------------|--------------------------------------|----------------------------------|------------------------------|
| | ZUSAMMEN - TOTAAL - TOTAL | | | DAR. EWG-WAARV. EEG-DONT CEE | | | |
| | INNERSTAATL. BINNENLANDS NATIONAL | BELADUNG LADING CHARGEMENT | ENTLADUNG LOSSING DECHARGEMENT | BELADUNG LADING CHARGEMENT | ENTLADUNG LOSSING DECHARGEMENT | DURCHGANG DOORVOER TRANSIT | |
| (1) | (2) | (3) | (4) | (5) | (6) | (7) | |
| 01 BR DEUTSCHLAND | 3227 | 2103 | 2948 | 1964 | 2842 | 609 | 8887 |
| 02 FRANCE | 970 | 277 | 282 | 268 | 282 | 257 | 1785 |
| 03 ITALIA | 0 | 0 | - | 0 | - | 0 | 0 |
| 04 NEDERLAND | 1879 | 3112 | 3694 | 3043 | 3678 | 1671 | 10356 |
| 05 BELGIQUE/BELGIE | 410 | 768 | 826 | 749 | 822 | 609 | 2613 |
| 06 LUXEMBOURG | 0 | 9 | 11 | 8 | 11 | 8 | 28 |
| 07 UNITED KINGDOM | 0 | 2 | 0 | 2 | 0 | 3 | 5 |
| 08 IRELAND | 0 | 3 | 2 | 3 | 2 | 4 | 9 |
| 09 DANMARK | - | - | 0 | - | 0 | - | 0 |
| 10 HELLAS | - | - | - | - | - | - | - |
| 20 EUR | 6485 | 6274 | 7763 | 6037 | 7638 | 3162 | 23683 |
| 36 SWITZERLAND | 138 | 618 | 586 | 493 | 572 | 795 | 2136 |
| 38 AUSTRIA | - | 37 | 9 | - | - | - | 46 |
| 48 YUGOSLAVIA | 0 | 4 | 8 | - | - | - | 13 |
| 56 USSR | - | 3 | 1 | - | - | - | 4 |
| 58 GERMAN DR | 3 | 66 | 49 | 2 | 3 | 10 | 128 |
| 60 POLAND | 1 | 8 | 28 | 1 | 6 | 23 | 60 |
| 62 CZECHOSLOVAKIA | 0 | 20 | 15 | - | - | - | 35 |
| 64 HUNGARY | 0 | 2 | 7 | - | - | - | 18 |
| 66 RUMANIA | - | 3 | 1 | - | - | - | 11 |
| 68 BULGARIA | - | 1 | 1 | - | - | - | 2 |
| 71 TOTAL STATE TRADING | 4 | 108 | 126 | 3 | 9 | 33 | 271 |
| 76 OTHER EUROP. COUNTRIES | - | 5 | 4 | 0 | 0 | 11 | 20 |
| 82 USA | 0 | 8 | 13 | 8 | 12 | 2 | 23 |
| 85 OTHER COUNTRIES | - | 6 | 2 | 5 | 2 | 8 | 16 |
| 88 TOTAL THIRD COUNTRIES | 142 | 781 | 740 | 509 | 595 | 849 | 2513 |
| 90 INSGESAMT-TOTAAL-TOTAL | 6627 | 7055 | 8503 | 6546 | 8233 | 4011 | 26196 |

B I N N E N W A S S E R - B I N N E N W A T E R E N - V O I E N A V I G A B L E

1.4.01:4 (10B)

INNERSTAATLICHER, GRENZUEBERSCHREITENDER UND DURCHGANGSVERKEHR NACH STAATZUGEHORIGKEIT DES SCHIFFES

BR DEUTSCHLAND

BINNENLANDS, INTERNATIONAAL VERVOER EN DOORVOER NAAR NATIONALITEIT VAN HET SCHIP

1985 10-12

TRAFIC NATIONAL, INTERNATIONAL ET TRANSIT PAR NATIONALITE DU BATEAU

MIO TKM

| STAATZUGEHORIGKEIT NATIONALITEIT NATIONALITE | GRENZUEBERSCHREITEND - INTERNATIONAAL - INTERNATIONAL | | | | | | |
|--|---|-----------------------------------|--------------------------------------|-----------------------------------|--------------------------------------|----------------------------------|------------------------------|
| | ZUSAMMEN - TOTAAL - TOTAL | | | DAR. EWG-WAARV. EEG-DONT CEE | | | |
| | INNERSTAATL. BINNENLANDS NATIONAL | BELADUNG LOADING CHARGEMENT | ENTLADUNG LOSSING DECHARGEMENT | BELADUNG LOADING CHARGEMENT | ENTLADUNG LOSSING DECHARGEMENT | DURCHGANG DOORVOER TRANSIT | INSGESAMT TOTAAL TOTAL |
| (1) | (2) | (3) | (4) | (5) | (6) | (7) | |
| 01 BR DEUTSCHLAND | 2837 | 583 | 1734 | 499 | 1684 | 102 | 5256 |
| 02 FRANCE | 2 | 50 | 81 | 50 | 81 | 77 | 210 |
| 03 ITALIA | - | - | - | - | - | - | - |
| 04 NEDERLAND | 208 | 883 | 1684 | 872 | 1679 | 482 | 3258 |
| 05 BELGIQUE/BELGIE | 32 | 141 | 229 | 135 | 228 | 106 | 508 |
| 06 LUXEMBOURG | 0 | 8 | 10 | 8 | 10 | 3 | 21 |
| 07 UNITED KINGDOM | - | 0 | 0 | 0 | 0 | - | 0 |
| 08 IRELAND | - | - | - | - | - | - | - |
| 09 DANMARK | - | - | - | - | - | - | - |
| 10 HELLAS | - | - | - | - | - | - | - |
| 20 EUR | 3079 | 1667 | 3738 | 1564 | 3682 | 770 | 9253 |
| 36 SWITZERLAND | 80 | 140 | 289 | 101 | 279 | 343 | 852 |
| 38 AUSTRIA | - | 28 | 13 | - | - | - | 41 |
| 48 YUGOSLAVIA | 0 | 1 | 9 | - | - | - | 10 |
| 56 USSR | 0 | 2 | 2 | - | - | - | 4 |
| 58 GERMAN DR | 0 | 40 | 44 | - | 2 | 18 | 102 |
| 60 POLAND | 1 | 10 | 24 | 1 | 8 | 21 | 57 |
| 62 CZECHOSLOVAKIA | 0 | 19 | 16 | - | - | - | 35 |
| 64 HUNGARY | 0 | 0 | 11 | - | - | - | 12 |
| 66 RUMANIA | - | 2 | 5 | - | - | - | 7 |
| 68 BULGARIA | - | 1 | 2 | - | 0 | - | 3 |
| 71 TOTAL STATE TRADING | 2 | 75 | 113 | 1 | 10 | 39 | 230 |
| 76 OTHER EUROP. COUNTRIES | 0 | 1 | 1 | - | - | - | 2 |
| 82 USA | 2 | 1 | 1 | 1 | 1 | - | 4 |
| 85 OTHER COUNTRIES | - | 0 | 0 | 0 | 0 | - | 0 |
| 88 TOTAL THIRD COUNTRIES | 84 | 246 | 418 | 103 | 291 | 383 | 1130 |
| 90 INSGESAMT-TOTAAL-TOTAL | 3163 | 1913 | 4155 | 1667 | 3973 | 1152 | 10384 |

B I N N E N W A S S E R - B I N N E N W A T E R E N - V O I E N A V I G A B L E

1.4.02:4 (10B)

INNERSTAATLICHER, GRENZUEBERSCHREITENDER UND DURCHGANGSVERKEHR NACH STAATZUGEHORIGKEIT DES SCHIFFES

FRANCE

BINNENLANDS, INTERNATIONAAL VERVOER EN DOORVOER NAAR NATIONALITEIT VAN HET SCHIP

1985 10-12

TRAFIC NATIONAL, INTERNATIONAL ET TRANSIT PAR NATIONALITE DU BATEAU

MIO TKM

| STAATZUGEHORIGKEIT NATIONALITEIT NATIONALITE | GRENZUEBERSCHREITEND - INTERNATIONAAL - INTERNATIONAL | | | | | | |
|--|---|-----------------------------------|--------------------------------------|-----------------------------------|--------------------------------------|----------------------------------|------------------------------|
| | ZUSAMMEN - TOTAAL - TOTAL | | | DAR. EWG-WAARV. EEG-DONT CEE | | | |
| | INNERSTAATL. BINNENLANDS NATIONAL | BELADUNG LOADING CHARGEMENT | ENTLADUNG LOSSING DECHARGEMENT | BELADUNG LOADING CHARGEMENT | ENTLADUNG LOSSING DECHARGEMENT | DURCHGANG DOORVOER TRANSIT | INSGESAMT TOTAAL TOTAL |
| (1) | (2) | (3) | (4) | (5) | (6) | (7) | |
| 01 BR DEUTSCHLAND | 7 | 66 | 28 | 61 | 28 | 36 | 137 |
| 02 FRANCE | 1202 | 163 | 128 | 159 | 128 | 2 | 1495 |
| 03 ITALIA | - | 0 | - | 0 | - | - | 0 |
| 04 NEDERLAND | 2 | 67 | 54 | 65 | 54 | 32 | 155 |
| 05 BELGIQUE/BELGIE | 5 | 122 | 130 | 121 | 130 | 5 | 262 |
| 06 LUXEMBOURG | 0 | 1 | 1 | 1 | 1 | 0 | 2 |
| 07 UNITED KINGDOM | - | - | - | - | - | - | - |
| 08 IRELAND | - | - | - | - | - | - | - |
| 09 DANMARK | - | - | - | - | - | - | - |
| 10 HELLAS | - | - | - | - | - | - | - |
| 20 EUR | 1216 | 420 | 341 | 407 | 341 | 75 | 2052 |
| 36 SWITZERLAND | 9 | 33 | 6 | 19 | 5 | 72 | 120 |
| 38 AUSTRIA | - | - | - | - | - | - | - |
| 48 YUGOSLAVIA | - | - | - | - | - | - | - |
| 56 USSR | - | - | - | - | - | - | - |
| 58 GERMAN DR | - | - | - | - | - | - | - |
| 60 POLAND | - | 0 | 0 | 0 | - | - | 1 |
| 62 CZECHOSLOVAKIA | - | - | - | - | - | - | - |
| 64 HUNGARY | - | - | - | - | - | - | - |
| 66 RUMANIA | - | - | - | - | - | - | - |
| 68 BULGARIA | - | - | - | - | - | - | - |
| 71 TOTAL STATE TRADING | - | 0 | 0 | 0 | - | - | 1 |
| 76 OTHER EUROP. COUNTRIES | - | - | 0 | 0 | - | - | - |
| 82 USA | - | - | - | - | - | - | - |
| 85 OTHER COUNTRIES | - | - | - | - | - | - | - |
| 88 TOTAL THIRD COUNTRIES | 9 | 33 | 6 | 19 | 5 | 72 | 121 |
| 90 INSGESAMT-TOTAAL-TOTAL | 1226 | 453 | 347 | 426 | 346 | 147 | 2173 |

| BINNENWASSER - BINNENWATEREN - VOIE NAVIGABLE | | | | | | | 1.4.04:4 (10B) |
|--|---|----------------------------------|--------------------------------------|----------------------------------|--------------------------------------|----------------------------------|------------------------------|
| INNERSTAATLICHER,GRENZUEBERSCHREITENDER UND DURCHGANGSVERKEHR NACH STAATZUGEOERIGKEIT DES SCHIFFES | | | | | | | NEDERLAND |
| BINNENLANDS,INTERNATIONAAL VERVOER EN DOORVOER NAAR NATIONALITEIT VAN HET SCHIP | | | | | | | 1985 10-12 |
| TRAFIC NATIONAL,INTERNATIONAL ET TRANSIT PAR NATIONALITE DU BATEAU | | | | | | | MIO TKM |
| STAATZUGEOERIGKEIT NATIONALITEIT NATIONALITE | GRENZUEBERSCHREITEND - INTERNATIONAAL - INTERNATIONAL | | | | | | INSGESAMT TOTAAL TOTAL |
| | INNERSTAATL. BINNENLANDS NATIONAL | ZUSAMMEN - TOTAAL - TOTAL | | DAR. EWG-WAARV. EEG-DDNT CEE | | DURCHGANG DOORVOER TRANSIT | |
| | | BELADUNG LADING CHARGEMENT | ENTLADUNG LOSSING DECHARGEMENT | BELADUNG LADING CHARGEMENT | ENTLADUNG LOSSING DECHARGEMENT | | |
| (1) | (2) | (3) | (4) | (5) | (6) | (7) | |
| 01 BR DEUTSCHLAND | 0 | 916 | 161 | 912 | 160 | 215 | 1293 |
| 02 FRANCE | 2 | 49 | 43 | 47 | 43 | 45 | 139 |
| 03 ITALIA | - | - | - | - | - | - | - |
| 04 NEDERLAND | 1768 | 1681 | 1128 | 1652 | 1125 | 520 | 5096 |
| 05 BELGIQUE/BELGIE | 20 | 285 | 202 | 281 | 201 | 286 | 793 |
| 06 LUXEMBOURG | - | 1 | 2 | 1 | 1 | 1 | 4 |
| 07 UNITED KINGDOM | - | 0 | 0 | 0 | 0 | - | 0 |
| 08 IRELAND | - | - | - | - | - | 4 | 4 |
| 09 DANMARK | - | - | - | - | - | - | - |
| 10 HELLAS | - | - | - | - | - | - | - |
| 20 EUR | 1791 | 2931 | 1535 | 2893 | 1532 | 1071 | 7329 |
| 36 SWITZERLAND | 7 | 248 | 66 | 208 | 64 | 74 | 394 |
| 38 AUSTRIA | - | - | - | - | - | - | - |
| 48 YUGOSLAVIA | - | - | - | - | - | - | - |
| 56 USSR | - | - | - | - | - | - | - |
| 58 GERMAN DR | - | 2 | 1 | 0 | - | 4 | 7 |
| 60 POLAND | - | 3 | 1 | 2 | - | 4 | 8 |
| 62 CZECHOSLOVAKIA | - | - | - | - | - | - | - |
| 64 HUNGARY | - | - | - | - | - | - | - |
| 66 RUMANIA | - | - | - | - | - | - | - |
| 68 BULGARIA | - | - | - | - | - | - | - |
| 71 TOTAL STATE TRADING | - | 5 | 3 | 2 | - | 8 | 15 |
| 76 OTHER EUROP. COUNTRIES | - | - | - | - | - | 2 | 2 |
| 82 USA | - | 3 | 6 | 3 | 6 | 0 | 9 |
| 85 OTHER COUNTRIES | - | 1 | 4 | 1 | 4 | 1 | 6 |
| 88 TOTAL THIRD COUNTRIES | 7 | 257 | 79 | 214 | 74 | 85 | 427 |
| 90 INSGESAMT-TOTAAL-TOTAL | 1798 | 3188 | 1614 | 3107 | 1606 | 1156 | 7756 |

| BINNENWASSER - BINNENWATEREN - VOIE NAVIGABLE | | | | | | | 1.4.05:4 (10B) |
|--|---|----------------------------------|--------------------------------------|----------------------------------|--------------------------------------|----------------------------------|------------------------------|
| INNERSTAATLICHER,GRENZUEBERSCHREITENDER UND DURCHGANGSVERKEHR NACH STAATZUGEOERIGKEIT DES SCHIFFES | | | | | | | BELGIQUE/BELGIE |
| BINNENLANDS,INTERNATIONAAL VERVOER EN DOORVOER NAAR NATIONALITEIT VAN HET SCHIP | | | | | | | 1985 10-12 |
| TRAFIC NATIONAL,INTERNATIONAL ET TRANSIT PAR NATIONALITE DU BATEAU | | | | | | | MIO TKM |
| STAATZUGEOERIGKEIT NATIONALITEIT NATIONALITE | GRENZUEBERSCHREITEND - INTERNATIONAAL - INTERNATIONAL | | | | | | INSGESAMT TOTAAL TOTAL |
| | INNERSTAATL. BINNENLANDS NATIONAL | ZUSAMMEN - TOTAAL - TOTAL | | DAR. EWG-WAARV. EEG-DDNT CEE | | DURCHGANG DOORVOER TRANSIT | |
| | | BELADUNG LADING CHARGEMENT | ENTLADUNG LOSSING DECHARGEMENT | BELADUNG LADING CHARGEMENT | ENTLADUNG LOSSING DECHARGEMENT | | |
| (1) | (2) | (3) | (4) | (5) | (6) | (7) | |
| 01 BR DEUTSCHLAND | 3 | 10 | 10 | 10 | 10 | 2 | 25 |
| 02 FRANCE | 2 | 30 | 47 | 30 | 47 | 41 | 120 |
| 03 ITALIA | 0 | 0 | 0 | 0 | 0 | - | 0 |
| 04 NEDERLAND | 36 | 97 | 208 | 96 | 208 | 33 | 374 |
| 05 BELGIQUE/BELGIE | 422 | 172 | 198 | 171 | 198 | 63 | 854 |
| 06 LUXEMBOURG | 0 | 1 | 0 | 1 | 0 | 0 | 1 |
| 07 UNITED KINGDOM | 0 | 0 | - | 0 | - | - | 0 |
| 08 IRELAND | - | - | - | - | - | - | - |
| 09 DANMARK | - | - | - | - | - | - | - |
| 10 HELLAS | - | - | - | - | - | - | - |
| 20 EUR | 462 | 311 | 463 | 308 | 462 | 139 | 1375 |
| 36 SWITZERLAND | 2 | 6 | 8 | 5 | 8 | - | 16 |
| 38 AUSTRIA | - | 0 | - | 0 | - | - | 0 |
| 48 YUGOSLAVIA | - | - | - | - | - | - | - |
| 56 USSR | - | - | - | - | - | - | - |
| 58 GERMAN DR | 2 | 0 | 0 | 0 | - | - | 2 |
| 60 POLAND | 0 | 1 | 1 | 0 | - | - | 2 |
| 62 CZECHOSLOVAKIA | - | - | - | - | - | - | - |
| 64 HUNGARY | - | - | - | - | - | - | - |
| 66 RUMANIA | - | - | - | - | - | - | - |
| 68 BULGARIA | - | - | - | - | - | - | - |
| 71 TOTAL STATE TRADING | 2 | 1 | 1 | 0 | - | - | 4 |
| 76 OTHER EUROP. COUNTRIES | - | - | 0 | - | 0 | - | 0 |
| 82 USA | - | 0 | 0 | 0 | 0 | - | 1 |
| 85 OTHER COUNTRIES | - | 0 | - | - | - | - | 0 |
| 88 TOTAL THIRD COUNTRIES | 4 | 7 | 9 | 5 | 8 | 0 | 21 |
| 90 INSGESAMT-TOTAAL-TOTAL | 467 | 318 | 472 | 313 | 470 | 139 | 1396 |

B I N N E N W A S S E R - B I N N E N W A T E R E N - V O I E N A V I G A B L E

1.4.06:4 (10B)

INNERSTAATLICHER, GRENZUEBERSCHREITENDER UND DURCHGANGSVERKEHR NACH STAATZUGEHÖRIGKEIT DES SCHIFFES
 BINNENLANDS, INTERNATIONAAL VERVOER EN DOORVOER NAAR NATIONALITEIT VAN HET SCHIP

LUXEMBOURG
 1985 10-12

TRAFIC NATIONAL, INTERNATIONAL ET TRANSIT PAR NATIONALITE DU BATEAU

MIO TKM

| STAATZUGEHÖRIGKEIT NATIONALITEIT NATIONALITE | GRENZUEBERSCHREITEND - INTERNATIONAAL - INTERNATIONAL | | | | | | INSGESAMT TOTAAL TOTAL |
|--|---|----------------------------------|--------------------------------------|----------------------------------|----------------------------------|--------------------------------------|------------------------------|
| | ZUSAMMEN - TOTAAL - TOTAL | | DAR. EWG-WAARV. EEG-DONT CEE | | DURCHGANG DOORVOER TRANSIT | | |
| | INNERSTAATL. BINNENLANDS NATIONAL | BELADUNG LADING CHARGEMENT | ENTLADUNG LOSSING DECHARGEMENT | BELADUNG LADING CHARGEMENT | | ENTLADUNG LOSSING DECHARGEMENT | |
| (1) | (2) | (3) | (4) | (5) | (6) | (7) | |
| 01 BR DEUTSCHLAND | - | 0 | 1 | 0 | 1 | 21 | 22 |
| 02 FRANCE | - | 0 | 0 | 0 | 0 | 3 | 4 |
| 03 ITALIA | - | - | - | - | - | - | - |
| 04 NEDERLAND | - | 0 | 0 | 0 | 0 | 17 | 18 |
| 05 BELGIQUE/BELGIE | - | 0 | 0 | 0 | 0 | 7 | 7 |
| 06 LUXEMBOURG | - | 0 | 0 | 0 | 0 | 1 | 1 |
| 07 UNITED KINGDOM | - | - | - | - | - | - | - |
| 08 IRELAND | - | - | - | - | - | - | - |
| 09 DANMARK | - | - | - | - | - | - | - |
| 10 HELLAS | - | - | - | - | - | - | - |
| 20 EUR | 0 | 0 | 1 | 0 | 1 | 50 | 52 |
| 36 SWITZERLAND | - | 0 | 0 | 0 | 0 | 2 | 3 |
| 38 AUSTRIA | - | - | - | - | - | - | - |
| 48 YUGOSLAVIA | - | - | - | - | - | - | - |
| 56 USSR | - | - | - | - | - | - | - |
| 58 GERMAN DR | - | - | - | - | - | - | - |
| 60 POLAND | - | 0 | 0 | 0 | - | - | 0 |
| 62 CZECHOSLOVAKIA | - | - | - | - | - | - | - |
| 64 HUNGARY | - | - | - | - | - | - | - |
| 66 RUMANIA | - | - | - | - | - | - | - |
| 68 BULGARIA | - | - | - | - | - | - | - |
| 71 TOTAL STATE TRADING | - | 0 | 0 | 0 | - | - | 0 |
| 76 OTHER EUROP. COUNTRIES | - | - | - | - | - | - | - |
| 82 USA | - | - | - | - | - | - | - |
| 85 OTHER COUNTRIES | - | - | - | - | - | - | - |
| 88 TOTAL THIRD COUNTRIES | 0 | 0 | 0 | 0 | 0 | 2 | 3 |
| 90 INSGESAMT-TOTAAL-TOTAL | 0 | 0 | 1 | 0 | 1 | 52 | 54 |

B I N N E N W A S S E R - B I N N E N W A T E R E N - V O I E N A V I G A B L E

1.4.07:4 (10B)

INNERSTAATLICHER, GRENZUEBERSCHREITENDER UND DURCHGANGSVERKEHR NACH STAATZUGEHÖRIGKEIT DES SCHIFFES
 BINNENLANDS, INTERNATIONAAL VERVOER EN DOORVOER NAAR NATIONALITEIT VAN HET SCHIP

EUR
 1985 10-12

TRAFIC NATIONAL, INTERNATIONAL ET TRANSIT PAR NATIONALITE DU BATEAU

MIO TKM

| STAATZUGEHÖRIGKEIT NATIONALITEIT NATIONALITE | GRENZUEBERSCHREITEND - INTERNATIONAAL - INTERNATIONAL | | | | | | INSGESAMT TOTAAL TOTAL |
|--|---|----------------------------------|--------------------------------------|----------------------------------|----------------------------------|--------------------------------------|------------------------------|
| | ZUSAMMEN - TOTAAL - TOTAL | | DAR. EWG-WAARV. EEG-DONT CEE | | DURCHGANG DOORVOER TRANSIT | | |
| | INNERSTAATL. BINNENLANDS NATIONAL | BELADUNG LADING CHARGEMENT | ENTLADUNG LOSSING DECHARGEMENT | BELADUNG LADING CHARGEMENT | | ENTLADUNG LOSSING DECHARGEMENT | |
| (1) | (2) | (3) | (4) | (5) | (6) | (7) | |
| 01 BR DEUTSCHLAND | 2847 | 1577 | 1933 | 1483 | 1882 | 377 | 6733 |
| 02 FRANCE | 1208 | 292 | 299 | 285 | 299 | 169 | 1968 |
| 03 ITALIA | 0 | 0 | 0 | 0 | 0 | - | 0 |
| 04 NEDERLAND | 2014 | 2728 | 3074 | 2684 | 3067 | 1084 | 8901 |
| 05 BELGIQUE/BELGIE | 479 | 720 | 759 | 708 | 757 | 466 | 2424 |
| 06 LUXEMBOURG | 0 | 11 | 13 | 11 | 13 | 6 | 30 |
| 07 UNITED KINGDOM | 0 | 0 | 0 | 0 | 0 | - | 0 |
| 08 IRELAND | 0 | - | - | - | - | 4 | 4 |
| 09 DANMARK | - | - | - | - | - | - | - |
| 10 HELLAS | - | - | - | - | - | - | - |
| 20 EUR | 6549 | 5329 | 6078 | 5172 | 6018 | 2105 | 20061 |
| 36 SWITZERLAND | 99 | 427 | 368 | 332 | 356 | 492 | 1386 |
| 38 AUSTRIA | - | 28 | 13 | 0 | - | - | 41 |
| 48 YUGOSLAVIA | 0 | 1 | 9 | - | - | - | 10 |
| 56 USSR | 0 | 2 | 2 | - | - | - | 4 |
| 58 GERMAN DR | 2 | 42 | 45 | 0 | 2 | 22 | 112 |
| 60 POLAND | 1 | 14 | 27 | 3 | 8 | 25 | 67 |
| 62 CZECHOSLOVAKIA | 0 | 19 | 16 | - | - | - | 35 |
| 64 HUNGARY | 0 | 0 | 11 | - | - | - | 12 |
| 66 RUMANIA | - | 2 | 5 | - | - | - | 7 |
| 68 BULGARIA | - | 1 | 2 | - | 0 | - | 3 |
| 71 TOTAL STATE TRADING | 4 | 81 | 117 | 3 | 10 | 47 | 249 |
| 76 OTHER EUROP. COUNTRIES | 0 | 1 | 1 | - | 0 | 2 | 5 |
| 82 USA | 2 | 5 | 7 | 5 | 7 | 0 | 14 |
| 85 OTHER COUNTRIES | - | 1 | 5 | 1 | 5 | 1 | 7 |
| 88 TOTAL THIRD COUNTRIES | 104 | 543 | 512 | 341 | 378 | 543 | 1702 |
| 90 INSGESAMT-TOTAAL-TOTAL | 6653 | 5872 | 6590 | 5513 | 6396 | 2648 | 21763 |

| BINNENWASSER - BINNENWATEREN - VOIE NAVIGABLE | | | | | | | 1.4.01:5 (10B) |
|--|---|----------------------------------|--------------------------------------|----------------------------------|--------------------------------------|----------------------------------|------------------------------|
| INNERSTAATLICHER,GRENZUEBERSCHREITENDER UND DURCHGANGSVERKEHR NACH STAATZUGEHORIGKEIT DES SCHIFFES | | | | | | | BR DEUTSCHLAND |
| BINNENLANDS,INTERNATIONAAL VERVOER EN DOORVOER NAAR NATIONALITEIT VAN HET SCHIP | | | | | | | 1985 01-12 |
| TRAFIC NATIONAL,INTERNATIONAL ET TRANSIT PAR NATIONALITE DU BATEAU | | | | | | | MIO TKM |
| STAATZUGEHORIGKEIT NATIONALITEIT NATIONALITE | GRENZUEBERSCHREITEND - INTERNATIONAAL - INTERNATIONAL | | | | | | INSGESAMT TOTAAL TOTAL |
| | ZUSAMMEN - TOTAAL - TOTAL | | | DAR. EWG-WAARV. EEG-DONT CEE | | | |
| | INNERSTAATL. BINNENLANDS NATIONAL | BELADUNG LADING CHARGEMENT | ENTLADUNG LOSSING DECHARGEMENT | BELADUNG LADING CHARGEMENT | ENTLADUNG LOSSING DECHARGEMENT | DURCHGANG DOORVOER TRANSIT | |
| (1) | (2) | (3) | (4) | (5) | (6) | (7) | |
| 01 BR DEUTSCHLAND | 11497 | 2854 | 8558 | 2433 | 8234 | 606 | 23516 |
| 02 FRANCE | 10 | 247 | 334 | 245 | 334 | 533 | 1124 |
| 03 ITALIA | - | - | - | - | - | - | - |
| 04 NEDERLAND | 904 | 3861 | 7565 | 3803 | 7534 | 2881 | 15210 |
| 05 BELGIE/BELGIE | 133 | 587 | 1085 | 563 | 1076 | 679 | 2484 |
| 06 LUXEMBOURG | 5 | 32 | 30 | 31 | 30 | 20 | 87 |
| 07 UNITED KINGDOM | - | 7 | 5 | 7 | 5 | - | 12 |
| 08 IRELAND | - | 8 | 4 | 8 | 4 | - | 12 |
| 09 DANMARK | - | - | 0 | - | 0 | - | 0 |
| 10 HELLAS | - | - | - | - | - | - | - |
| 20 EUR | 12549 | 7596 | 17580 | 7091 | 17217 | 4720 | 42444 |
| 36 SWITZERLAND | 405 | 776 | 1540 | 597 | 1500 | 1888 | 4609 |
| 38 AUSTRIA | 0 | 143 | 43 | - | - | - | 186 |
| 48 YUGOSLAVIA | 0 | 13 | 36 | - | - | - | 49 |
| 56 USSR | 1 | 8 | 4 | - | - | - | 12 |
| 58 GERMAN DR | 2 | 181 | 187 | 1 | 9 | 46 | 415 |
| 60 POLAND | 3 | 24 | 76 | 1 | 19 | 53 | 156 |
| 62 CZECHOSLOVAKIA | 0 | 78 | 58 | - | - | - | 136 |
| 64 HUNGARY | 0 | 5 | 51 | - | - | - | 57 |
| 66 RUMANIA | - | 8 | 22 | - | - | - | 30 |
| 68 BULGARIA | - | 2 | 5 | - | 0 | - | 7 |
| 71 TOTAL STATE TRADING | 6 | 317 | 440 | 2 | 29 | 98 | 862 |
| 76 OTHER EUROP. COUNTRIES | 0 | 17 | 17 | - | 2 | - | 34 |
| 82 USA | 4 | 9 | 18 | 9 | 17 | 5 | 35 |
| 85 OTHER COUNTRIES | 0 | 9 | 2 | 8 | 1 | - | 11 |
| 88 TOTAL THIRD COUNTRIES | 416 | 1271 | 2061 | 615 | 1550 | 1991 | 5739 |
| 90 INSGESAMT-TOTAAL-TOTAL | 12965 | 8867 | 19640 | 7706 | 18767 | 6711 | 48183 |

| BINNENWASSER - BINNENWATEREN - VOIE NAVIGABLE | | | | | | | 1.4.02:5 (10B) |
|--|---|----------------------------------|--------------------------------------|----------------------------------|--------------------------------------|----------------------------------|------------------------------|
| INNERSTAATLICHER,GRENZUEBERSCHREITENDER UND DURCHGANGSVERKEHR NACH STAATZUGEHORIGKEIT DES SCHIFFES | | | | | | | FRANCE |
| BINNENLANDS,INTERNATIONAAL VERVOER EN DOORVOER NAAR NATIONALITEIT VAN HET SCHIP | | | | | | | 1985 01-12 |
| TRAFIC NATIONAL,INTERNATIONAL ET TRANSIT PAR NATIONALITE DU BATEAU | | | | | | | MIO TKM |
| STAATZUGEHORIGKEIT NATIONALITEIT NATIONALITE | GRENZUEBERSCHREITEND - INTERNATIONAAL - INTERNATIONAL | | | | | | INSGESAMT TOTAAL TOTAL |
| | ZUSAMMEN - TOTAAL - TOTAL | | | DAR. EWG-WAARV. EEG-DONT CEE | | | |
| | INNERSTAATL. BINNENLANDS NATIONAL | BELADUNG LADING CHARGEMENT | ENTLADUNG LOSSING DECHARGEMENT | BELADUNG LADING CHARGEMENT | ENTLADUNG LOSSING DECHARGEMENT | DURCHGANG DOORVOER TRANSIT | |
| (1) | (2) | (3) | (4) | (5) | (6) | (7) | |
| 01 BR DEUTSCHLAND | 25 | 330 | 124 | 315 | 123 | 172 | 651 |
| 02 FRANCE | 4434 | 540 | 447 | 527 | 447 | 15 | 5436 |
| 03 ITALIA | - | 0 | - | 0 | - | - | 0 |
| 04 NEDERLAND | 4 | 315 | 243 | 308 | 242 | 174 | 736 |
| 05 BELGIE/BELGIE | 13 | 381 | 492 | 380 | 492 | 33 | 918 |
| 06 LUXEMBOURG | 0 | 5 | 4 | 5 | 4 | 1 | 10 |
| 07 UNITED KINGDOM | - | - | - | - | - | - | - |
| 08 IRELAND | - | - | 0 | - | 0 | - | 0 |
| 09 DANMARK | - | - | - | - | - | - | - |
| 10 HELLAS | - | - | - | - | - | - | - |
| 20 EUR | 4477 | 1571 | 1310 | 1535 | 1309 | 395 | 7752 |
| 36 SWITZERLAND | 30 | 173 | 27 | 122 | 26 | 410 | 640 |
| 38 AUSTRIA | - | - | - | - | - | - | - |
| 48 YUGOSLAVIA | - | - | - | - | - | - | - |
| 56 USSR | - | - | - | - | - | - | - |
| 58 GERMAN DR | - | - | 0 | - | 0 | - | 0 |
| 60 POLAND | - | 1 | 1 | 1 | - | - | 1 |
| 62 CZECHOSLOVAKIA | - | - | - | - | - | - | - |
| 64 HUNGARY | - | - | - | - | - | - | - |
| 66 RUMANIA | - | - | - | - | - | - | - |
| 68 BULGARIA | - | - | - | - | - | - | - |
| 71 TOTAL STATE TRADING | - | 1 | 1 | 1 | 0 | - | 2 |
| 76 OTHER EUROP. COUNTRIES | - | - | 0 | - | 0 | - | 0 |
| 82 USA | - | 0 | 0 | 0 | 0 | - | 0 |
| 85 OTHER COUNTRIES | - | - | - | - | - | - | - |
| 88 TOTAL THIRD COUNTRIES | 30 | 173 | 29 | 123 | 27 | 410 | 642 |
| 90 INSGESAMT-TOTAAL-TOTAL | 4506 | 1745 | 1339 | 1658 | 1336 | 805 | 8394 |

B I N N E N W A S S E R - B I N N E N W A T E R E N - V O I E N A V I G A B L E 1.4.04:5 (10B)
 INNERSTAATLICHER, GRENZUEBERSCHREITENDER UND DURCHGANGSVERKEHR NACH STAATZUGEHÖRIGKEIT DES SCHIFFES NEDERLAND
 BINNENLANDS, INTERNATIONAAL VERVOER EN DOORVOER NAAR NATIONALITEIT VAN HET SCHIP 1985 01-12
 TRAFIC NATIONAL, INTERNATIONAL ET TRANSIT PAR NATIONALITE DU BATEAU MIO TKM

| STAATZUGEHÖRIGKEIT NATIONALITEIT NATIONALITE | GRENZUEBERSCHREITEND - INTERNATIONAAL - INTERNATIONAL | | | | | | INSGESAMT TOTAAL TOTAL |
|--|---|----------------------------------|--------------------------------------|----------------------------------|--------------------------------------|----------------------------------|------------------------------|
| | INNERSTAATL. BINNENLANDS NATIONAL | BELADUNG LADING CHARGEMENT | ENTLADUNG LOSSING DECHARGEMENT | BELADUNG LADING CHARGEMENT | ENTLADUNG LOSSING DECHARGEMENT | DURCHGANG DOORVOER TRANSIT | |
| | (1) | (2) | (3) | (4) | (5) | (6) | (7) |
| 01 BR DEUTSCHLAND | 5 | 4190 | 721 | 4170 | 720 | 1115 | 6031 |
| 02 FRANCE | 6 | 205 | 159 | 193 | 159 | 211 | 582 |
| 03 ITALIA | - | - | - | - | - | - | - |
| 04 NEDERLAND | 6262 | 7218 | 4396 | 7075 | 4385 | 2473 | 20348 |
| 05 BELGIQUE/BELGIE | 65 | 1256 | 758 | 1225 | 757 | 1207 | 3285 |
| 06 LUXEMBOURG | - | 3 | 6 | 3 | 5 | 7 | 15 |
| 07 UNITED KINGDOM | - | 0 | 0 | 0 | 0 | 10 | 10 |
| 08 IRELAND | - | - | - | - | - | 12 | 12 |
| 09 DANMARK | - | - | - | - | - | - | - |
| 10 HELLAS | - | - | - | - | - | - | - |
| 20 EUR | 6337 | 12873 | 6040 | 12666 | 6027 | 5034 | 30284 |
| 36 SWITZERLAND | 19 | 1193 | 344 | 982 | 337 | 364 | 1921 |
| 38 AUSTRIA | - | - | - | - | - | - | - |
| 48 YUGOSLAVIA | - | - | - | - | - | - | - |
| 56 USSR | - | - | - | - | - | 0 | 0 |
| 58 GERMAN DR | - | 9 | 4 | 6 | 0 | 12 | 25 |
| 60 POLAND | - | 7 | 4 | 4 | 0 | 10 | 21 |
| 62 CZECHOSLOVAKIA | - | - | - | - | - | - | - |
| 64 HUNGARY | - | - | - | - | - | - | - |
| 66 RUMANIA | - | - | - | - | - | - | - |
| 68 BULGARIA | - | - | - | - | - | - | - |
| 71 TOTAL STATE TRADING | - | 16 | 8 | 10 | 1 | 21 | 45 |
| 76 OTHER EUROP. COUNTRIES | - | 0 | - | 0 | - | 40 | 40 |
| 82 USA | - | 23 | 31 | 23 | 31 | 1 | 55 |
| 85 OTHER COUNTRIES | - | 4 | 4 | 4 | 8 | 20 | 32 |
| 88 TOTAL THIRD COUNTRIES | 19 | 1236 | 391 | 1018 | 377 | 447 | 2053 |
| 90 INSGESAMT-TOTAAL-TOTAL | 6357 | 14109 | 6431 | 13684 | 6404 | 5481 | 32377 |

B I N N E N W A S S E R - B I N N E N W A T E R E N - V O I E N A V I G A B L E 1.4.05:5 (10B)
 INNERSTAATLICHER, GRENZUEBERSCHREITENDER UND DURCHGANGSVERKEHR NACH STAATZUGEHÖRIGKEIT DES SCHIFFES BELGIQUE/BELGIE
 BINNENLANDS, INTERNATIONAAL VERVOER EN DOORVOER NAAR NATIONALITEIT VAN HET SCHIP 1985 01-12
 TRAFIC NATIONAL, INTERNATIONAL ET TRANSIT PAR NATIONALITE DU BATEAU MIO TKM

| STAATZUGEHÖRIGKEIT NATIONALITEIT NATIONALITE | GRENZUEBERSCHREITEND - INTERNATIONAAL - INTERNATIONAL | | | | | | INSGESAMT TOTAAL TOTAL |
|--|---|----------------------------------|--------------------------------------|----------------------------------|--------------------------------------|----------------------------------|------------------------------|
| | INNERSTAATL. BINNENLANDS NATIONAL | BELADUNG LADING CHARGEMENT | ENTLADUNG LOSSING DECHARGEMENT | BELADUNG LADING CHARGEMENT | ENTLADUNG LOSSING DECHARGEMENT | DURCHGANG DOORVOER TRANSIT | |
| | (1) | (2) | (3) | (4) | (5) | (6) | (7) |
| 01 BR DEUTSCHLAND | 7 | 45 | 46 | 44 | 45 | 7 | 105 |
| 02 FRANCE | 5 | 100 | 162 | 99 | 162 | 148 | 415 |
| 03 ITALIA | 1 | 1 | 0 | 1 | 0 | 0 | 2 |
| 04 NEDERLAND | 132 | 363 | 805 | 353 | 802 | 119 | 1419 |
| 05 BELGIQUE/BELGIE | 1508 | 607 | 661 | 603 | 659 | 201 | 2976 |
| 06 LUXEMBOURG | 0 | 2 | 1 | 2 | 1 | 1 | 4 |
| 07 UNITED KINGDOM | 0 | 0 | 0 | 0 | 0 | 0 | 0 |
| 08 IRELAND | 0 | 0 | - | 0 | - | - | 0 |
| 09 DANMARK | 0 | 0 | - | 0 | - | - | 0 |
| 10 HELLAS | - | - | - | - | - | - | - |
| 20 EUR | 1654 | 1117 | 1674 | 1101 | 1669 | 477 | 4922 |
| 36 SWITZERLAND | 12 | 24 | 36 | 17 | 34 | 1 | 73 |
| 38 AUSTRIA | - | 0 | 0 | 0 | 0 | - | 0 |
| 48 YUGOSLAVIA | - | - | - | - | - | - | - |
| 56 USSR | - | - | - | - | - | - | - |
| 58 GERMAN DR | 11 | 0 | 3 | 0 | 2 | - | 14 |
| 60 POLAND | 0 | 2 | 2 | 0 | 0 | - | 3 |
| 62 CZECHOSLOVAKIA | - | - | - | - | - | - | - |
| 64 HUNGARY | - | - | - | - | - | - | - |
| 66 RUMANIA | - | - | - | - | - | - | - |
| 68 BULGARIA | - | - | - | - | - | - | - |
| 71 TOTAL STATE TRADING | 11 | 2 | 5 | 1 | 2 | - | 17 |
| 76 OTHER EUROP. COUNTRIES | - | - | 0 | - | 0 | 0 | 0 |
| 82 USA | - | 1 | 1 | 1 | 1 | - | 3 |
| 85 OTHER COUNTRIES | - | 0 | 0 | 0 | 0 | - | 0 |
| 88 TOTAL THIRD COUNTRIES | 23 | 27 | 42 | 19 | 37 | 1 | 93 |
| 90 INSGESAMT-TOTAAL-TOTAL | 1677 | 1145 | 1716 | 1120 | 1706 | 478 | 5015 |

B I N N E N W A S S E R - B I N N E N W A T E R E N - V O I E N A V I G A B L E 1.4.06:5 (10B)
 INNERSTAATLICHER, GRENZUEBERSCHREITENDER UND DURCHGANGSVERKEHR NACH STAATZUGEHÖRIGKEIT DES SCHIFFES LUXEMBOURG
 BINNENLANDS, INTERNATIONAAL VERVOER EN DOORVOER NAAR NATIONALITEIT VAN HET SCHIP 1985 01-12
 TRAFIC NATIONAL, INTERNATIONAL ET TRANSIT PAR NATIONALITE DU BATEAU MID TKM

| STAATZUGEHÖRIGKEIT NATIONALITEIT NATIONALITE | GRENZUEBERSCHREITEND - INTERNATIONAAL - INTERNATIONAL | | | | | | DURCHGANG DOORVOER TRANSIT | INSGESAMT TOTAAL TOTAL |
|--|---|----------------------------------|--------------------------------------|----------------------------------|--------------------------------------|-----|----------------------------------|------------------------------|
| | ZUSAMMEN - TOTAAL - TOTAL | | DAR. EWG-WAARV. EEG-DONT CEE | | | | | |
| | INNERSTAATL. BINNENLANDS NATIONAL | BELADUNG LADING CHARGEMENT | ENTLADUNG LOSSING DECHARGEMENT | BELADUNG LADING CHARGEMENT | ENTLADUNG LOSSING DECHARGEMENT | | | |
| (1) | (2) | (3) | (4) | (5) | (6) | (7) | | |
| 01 BR DEUTSCHLAND | - | 1 | 2 | 1 | 2 | 112 | 115 | |
| 02 FRANCE | - | 0 | 0 | 0 | 0 | 24 | 25 | |
| 03 ITALIA | - | - | - | - | - | - | - | |
| 04 NEDERLAND | - | 1 | 2 | 1 | 2 | 103 | 105 | |
| 05 BELGIQUE/BELGIE | - | 0 | 0 | 0 | 0 | 37 | 37 | |
| 06 LUXEMBOURG | - | 0 | 0 | 0 | 0 | 5 | 5 | |
| 07 UNITED KINGDOM | - | - | - | - | - | - | - | |
| 08 IRELAND | - | - | - | - | - | - | - | |
| 09 DANMARK | - | - | - | - | - | - | - | |
| 10 HELLAS | - | - | - | - | - | - | - | |
| 20 EUR | 0 | 2 | 5 | 2 | 5 | 280 | 287 | |
| 36 SWITZERLAND | - | 0 | 0 | 0 | 0 | 17 | 17 | |
| 38 AUSTRIA | - | - | - | - | - | - | - | |
| 48 YUGOSLAVIA | - | - | - | - | - | - | - | |
| 56 USSR | - | - | - | - | - | - | - | |
| 58 GERMAN DR | - | - | - | - | - | - | - | |
| 60 POLAND | - | 0 | 0 | 0 | - | - | 0 | |
| 62 CZECHOSLOVAKIA | - | - | - | - | - | - | - | |
| 64 HUNGARY | - | - | - | - | - | - | - | |
| 66 RUMANIA | - | - | - | - | - | - | - | |
| 68 BULGARIA | - | - | - | - | - | - | - | |
| 71 TOTAL STATE TRADING | - | 0 | 0 | 0 | - | - | 0 | |
| 76 OTHER EUROP. COUNTRIES | - | - | - | - | - | - | - | |
| 82 USA | - | - | - | - | - | - | - | |
| 85 OTHER COUNTRIES | - | - | - | - | - | - | - | |
| 88 TOTAL THIRD COUNTRIES | 0 | 0 | 0 | 0 | 0 | 17 | 17 | |
| 90 INSGESAMT-TOTAAL-TOTAL | 0 | 2 | 6 | 2 | 5 | 297 | 304 | |

B I N N E N W A S S E R - B I N N E N W A T E R E N - V O I E N A V I G A B L E 1.4.07:5 (10B)
 INNERSTAATLICHER, GRENZUEBERSCHREITENDER UND DURCHGANGSVERKEHR NACH STAATZUGEHÖRIGKEIT DES SCHIFFES EUR
 BINNENLANDS, INTERNATIONAAL VERVOER EN DOORVOER NAAR NATIONALITEIT VAN HET SCHIP 1985 01-12
 TRAFIC NATIONAL, INTERNATIONAL ET TRANSIT PAR NATIONALITE DU BATEAU MID TKM

| STAATZUGEHÖRIGKEIT NATIONALITEIT NATIONALITE | GRENZUEBERSCHREITEND - INTERNATIONAAL - INTERNATIONAL | | | | | | DURCHGANG DOORVOER TRANSIT | INSGESAMT TOTAAL TOTAL |
|--|---|----------------------------------|--------------------------------------|----------------------------------|--------------------------------------|-------|----------------------------------|------------------------------|
| | ZUSAMMEN - TOTAAL - TOTAL | | DAR. EWG-WAARV. EEG-DONT CEE | | | | | |
| | INNERSTAATL. BINNENLANDS NATIONAL | BELADUNG LADING CHARGEMENT | ENTLADUNG LOSSING DECHARGEMENT | BELADUNG LADING CHARGEMENT | ENTLADUNG LOSSING DECHARGEMENT | | | |
| (1) | (2) | (3) | (4) | (5) | (6) | (7) | | |
| 01 BR DEUTSCHLAND | 11535 | 7421 | 9450 | 6964 | 9124 | 2012 | 30419 | |
| 02 FRANCE | 4455 | 1093 | 1102 | 1065 | 1102 | 931 | 7582 | |
| 03 ITALIA | 1 | 1 | 0 | 1 | 0 | 0 | 2 | |
| 04 NEDERLAND | 7302 | 11757 | 13010 | 11539 | 12965 | 5749 | 37819 | |
| 05 BELGIQUE/BELGIE | 1719 | 2830 | 2996 | 2771 | 2985 | 2156 | 9701 | |
| 06 LUXEMBOURG | 5 | 42 | 40 | 41 | 40 | 34 | 122 | |
| 07 UNITED KINGDOM | 0 | 7 | 5 | 7 | 5 | 10 | 22 | |
| 08 IRELAND | 0 | 8 | 4 | 8 | 4 | 12 | 24 | |
| 09 DANMARK | 0 | 0 | 0 | 0 | 0 | - | 0 | |
| 10 HELLAS | - | - | - | - | - | - | - | |
| 20 EUR | 25017 | 23160 | 26608 | 22395 | 26226 | 10905 | 85690 | |
| 36 SWITZERLAND | 466 | 2166 | 1949 | 1718 | 1899 | 2680 | 7261 | |
| 38 AUSTRIA | 0 | 143 | 43 | 0 | 0 | - | 186 | |
| 48 YUGOSLAVIA | 0 | 13 | 36 | - | - | - | 49 | |
| 56 USSR | 1 | 8 | 4 | - | - | 0 | 12 | |
| 58 GERMAN DR | 12 | 190 | 194 | 7 | 11 | 57 | 454 | |
| 60 POLAND | 3 | 33 | 83 | 6 | 20 | 62 | 181 | |
| 62 CZECHOSLOVAKIA | 0 | 78 | 58 | - | - | - | 136 | |
| 64 HUNGARY | 0 | 5 | 51 | - | - | - | 57 | |
| 66 RUMANIA | - | 8 | 22 | - | - | - | 30 | |
| 68 BULGARIA | - | 2 | 5 | - | 0 | - | 7 | |
| 71 TOTAL STATE TRADING | 17 | 336 | 453 | 13 | 31 | 120 | 926 | |
| 76 OTHER EUROP. COUNTRIES | 0 | 17 | 17 | 0 | 2 | 40 | 75 | |
| 82 USA | 4 | 32 | 51 | 32 | 50 | 6 | 93 | |
| 85 OTHER COUNTRIES | 0 | 13 | 10 | 12 | 9 | 20 | 43 | |
| 88 TOTAL THIRD COUNTRIES | 487 | 2708 | 2523 | 1775 | 1991 | 2866 | 8584 | |
| 90 INSGESAMT-TOTAAL-TOTAL | 25504 | 25867 | 29131 | 24170 | 28217 | 13771 | 94274 | |

B I N N E N W A S S E R - B I N N E N W A T E R E N - V O I E N A V I G A B L E

1.5.1 (11)

GUETERVERKEHR INSGESAMT NACH SCHIFFSGATTUNG UND QUARTAL

BR DEUTSCHLAND

TOTAAL GOEDERENVERVOER NAAR SOORT SCHIP EN KWARTAAL

1985

TRAFIC TOTAL PAR TYPE DE BATEAU ET TRIMESTRE

1000 T / MIO TKM

| SCHIFFSGATTUNG | SOORT SCHIP | TYPE DE BATEAU | 01 - 03 | 04 - 06 | 07 - 09 | 10 - 12 | 1000 T 01 - 12 |
|-------------------|-------------|----------------|---------|---------|---------|---------|-------------------|
| 10 SELBSTFAHRER: | MOTORSCHIP: | AUTOMOTEUR: | 33875 | 46702 | 47241 | 39811 | 167629 |
| 11 TANK | TANK | CITERNE | 10778 | 12511 | 13591 | 10547 | 47427 |
| 12 SONSTIGE | ANDERE | AUTRES | 23097 | 34191 | 33650 | 29264 | 120202 |
| 20 SCHLEPPKAEHNE: | SLEEPSCHIP: | CHALAND: | 363 | 865 | 841 | 610 | 2679 |
| 21 TANK | TANK | CITERNE | 23 | 77 | 73 | 40 | 213 |
| 22 SONSTIGE | ANDERE | AUTRES | 340 | 788 | 768 | 570 | 2466 |
| 30 SCHUBLEICHTER: | DUWBAK: | BARGE: | 11501 | 15054 | 14272 | 11275 | 52102 |
| 31 TANK | TANK | CITERNE | 829 | 977 | 990 | 849 | 3645 |
| 32 SONSTIGE | ANDERE | AUTRES | 10672 | 14077 | 13282 | 10426 | 48457 |
| 40 SONSTIGE | ANDERE | AUTRES | - | - | - | - | - |
| 100 INSGESAMT | TOTAAL | TOTAL | 45739 | 62621 | 62354 | 51696 | 222410 |

| SCHIFFSGATTUNG | SOORT SCHIP | TYPE DE BATEAU | 01 - 03 | 04 - 06 | 07 - 09 | 10 - 12 | MIO TKM 01 - 12 |
|-------------------|-------------|----------------|---------|---------|---------|---------|--------------------|
| 10 SELBSTFAHRER: | MOTORSCHIP: | AUTOMOTEUR: | 8216 | 11832 | 12078 | 8928 | 41054 |
| 11 TANK | TANK | CITERNE | 2186 | 2821 | 3351 | 2127 | 10485 |
| 12 SONSTIGE | ANDERE | AUTRES | 6030 | 9011 | 8727 | 6801 | 30569 |
| 20 SCHLEPPKAEHNE: | SLEEPSCHIP: | CHALAND: | 55 | 126 | 120 | 86 | 387 |
| 21 TANK | TANK | CITERNE | 4 | 11 | 14 | 5 | 34 |
| 22 SONSTIGE | ANDERE | AUTRES | 51 | 115 | 106 | 81 | 353 |
| 30 SCHUBLEICHTER: | DUWBAK: | BARGE: | 1501 | 2000 | 1870 | 1370 | 6741 |
| 31 TANK | TANK | CITERNE | 197 | 282 | 297 | 198 | 974 |
| 32 SONSTIGE | ANDERE | AUTRES | 1304 | 1718 | 1573 | 1172 | 5767 |
| 40 SONSTIGE | ANDERE | AUTRES | - | - | - | - | - |
| 100 INSGESAMT | TOTAAL | TOTAL | 9772 | 13958 | 14068 | 10384 | 48182 |

B I N N E N W A S S E R - B I N N E N W A T E R E N - V O I E N A V I G A B L E

1.5.2 (11)

GUETERVERKEHR INSGESAMT NACH SCHIFFSGATTUNG UND QUARTAL

FRANCE

TOTAAL GOEDERENVERVOER NAAR SOORT SCHIP EN KWARTAAL

1985

TRAFIC TOTAL PAR TYPE DE BATEAU ET TRIMESTRE

1000 T / MIO TKM

| SCHIFFSGATTUNG | SOORT SCHIP | TYPE DE BATEAU | 01 - 03 | 04 - 06 | 07 - 09 | 10 - 12 | 1000 T 01 - 12 |
|-------------------|-------------|----------------|---------|---------|---------|---------|-------------------|
| 10 SELBSTFAHRER: | MOTORSCHIP: | AUTOMOTEUR: | 10403 | 13603 | 12697 | 11405 | 48108 |
| 11 TANK | TANK | CITERNE | 1969 | 1957 | 1994 | 1821 | 7741 |
| 12 SONSTIGE | ANDERE | AUTRES | 8434 | 11646 | 10703 | 9584 | 40367 |
| 20 SCHLEPPKAEHNE: | SLEEPSCHIP: | CHALAND: | 136 | 213 | 201 | 195 | 745 |
| 21 TANK | TANK | CITERNE | 1 | 0 | - | - | 1 |
| 22 SONSTIGE | ANDERE | AUTRES | 135 | 213 | 201 | 195 | 744 |
| 30 SCHUBLEICHTER: | DUWBAK: | BARGE: | 3729 | 4276 | 3586 | 3674 | 15265 |
| 31 TANK | TANK | CITERNE | 691 | 676 | 560 | 591 | 2518 |
| 32 SONSTIGE | ANDERE | AUTRES | 3038 | 3600 | 3026 | 3083 | 12747 |
| 40 SONSTIGE | ANDERE | AUTRES | - | - | - | - | - |
| 100 INSGESAMT | TOTAAL | TOTAL | 14268 | 18092 | 16484 | 15274 | 64118 |

| SCHIFFSGATTUNG | SOORT SCHIP | TYPE DE BATEAU | 01 - 03 | 04 - 06 | 07 - 09 | 10 - 12 | MIO TKM 01 - 12 |
|-------------------|-------------|----------------|---------|---------|---------|---------|--------------------|
| 10 SELBSTFAHRER: | MOTORSCHIP: | AUTOMOTEUR: | 1384 | 1641 | 1541 | 1660 | 6226 |
| 11 TANK | TANK | CITERNE | 235 | 234 | 225 | 197 | 891 |
| 12 SONSTIGE | ANDERE | AUTRES | 1149 | 1407 | 1316 | 1463 | 5335 |
| 20 SCHLEPPKAEHNE: | SLEEPSCHIP: | CHALAND: | 1 | 2 | 2 | 2 | 7 |
| 21 TANK | TANK | CITERNE | 0 | 0 | - | - | 0 |
| 22 SONSTIGE | ANDERE | AUTRES | 1 | 2 | 2 | 2 | 7 |
| 30 SCHUBLEICHTER: | DUWBAK: | BARGE: | 545 | 630 | 474 | 511 | 2160 |
| 31 TANK | TANK | CITERNE | 94 | 87 | 65 | 84 | 330 |
| 32 SONSTIGE | ANDERE | AUTRES | 451 | 543 | 409 | 427 | 1830 |
| 40 SONSTIGE | ANDERE | AUTRES | - | - | - | - | - |
| 100 INSGESAMT | TOTAAL | TOTAL | 1930 | 2273 | 2017 | 2173 | 8393 |

B I N N E N W A S S E R - B I N N E N W A T E R E N - V O I E N A V I G A B L E 1.5.4 (11)
 GUETERVERKEHR INSGESAMT NACH SCHIFFSGATTUNG UND QUARTAL NEDERLAND
 TOTAAL GOEDERENVERVOER NAAR SOORT SCHIP EN KWARTAAL 1985
 TRAFIC TOTAL PAR TYPE DE BATEAU ET TRIMESTRE 1000 T / MIO TKM

| SCHIFFSGATTUNG | SOORT SCHIP | TYPE DE BATEAU | 01 - 03 | 04 - 06 | 07 - 09 | 10 - 12 | 1000 T 01 - 12 |
|-------------------|-------------|----------------|---------|---------|---------|---------|-------------------|
| 10 SELBSTFAHRER: | MOTORSCHIP: | AUTOMOTEUR: | 37269 | 52347 | 49921 | 48149 | 187686 |
| 11 TANK | TANK | CITERNE | 10423 | 12821 | 13801 | 11957 | 49002 |
| 12 SONSTIGE | ANDERE | AUTRES | 26846 | 39526 | 36120 | 36192 | 138684 |
| 20 SCHLEPPKAEHNE: | SLEEPSCHIP: | CHALAND: | 704 | 931 | 944 | 697 | 3276 |
| 21 TANK | TANK | CITERNE | 25 | 23 | 7 | 7 | 62 |
| 22 SONSTIGE | ANDERE | AUTRES | 679 | 908 | 937 | 690 | 3214 |
| 30 SCHUBLEICHTER: | DUNBAK: | BARGE: | 13728 | 15824 | 15589 | 13080 | 58221 |
| 31 TANK | TANK | CITERNE | 1090 | 1214 | 1358 | 1291 | 4953 |
| 32 SONSTIGE | ANDERE | AUTRES | 12638 | 14610 | 14231 | 11789 | 53268 |
| 40 SONSTIGE | ANDERE | AUTRES | 6 | 4 | 9 | 11 | 30 |
| 100 INSGESAMT | TOTAAL | TOTAL | 51707 | 69106 | 66463 | 61937 | 249213 |

| SCHIFFSGATTUNG | SOORT SCHIP | TYPE DE BATEAU | 01 - 03 | 04 - 06 | 07 - 09 | 10 - 12 | MIO TKM 01 - 12 |
|-------------------|-------------|----------------|---------|---------|---------|---------|--------------------|
| 10 SELBSTFAHRER: | MOTORSCHIP: | AUTOMOTEUR: | 5082 | 6884 | 6768 | 6127 | 24861 |
| 11 TANK | TANK | CITERNE | 1398 | 1640 | 1806 | 1476 | 6320 |
| 12 SONSTIGE | ANDERE | AUTRES | 3684 | 5244 | 4962 | 4651 | 18541 |
| 20 SCHLEPPKAEHNE: | SLEEPSCHIP: | CHALAND: | 72 | 104 | 92 | 78 | 346 |
| 21 TANK | TANK | CITERNE | 4 | 4 | 1 | 1 | 10 |
| 22 SONSTIGE | ANDERE | AUTRES | 68 | 100 | 91 | 77 | 336 |
| 30 SCHUBLEICHTER: | DUNBAK: | BARGE: | 1722 | 1954 | 1942 | 1547 | 7165 |
| 31 TANK | TANK | CITERNE | 142 | 156 | 173 | 159 | 630 |
| 32 SONSTIGE | ANDERE | AUTRES | 1580 | 1798 | 1769 | 1388 | 6535 |
| 40 SONSTIGE | ANDERE | AUTRES | 1 | 1 | 0 | 0 | 2 |
| 100 INSGESAMT | TOTAAL | TOTAL | 6877 | 8943 | 8802 | 7752 | 32374 |

B I N N E N W A S S E R - B I N N E N W A T E R E N - V O I E N A V I G A B L E 1.5.5 (11)
 GUETERVERKEHR INSGESAMT NACH SCHIFFSGATTUNG UND QUARTAL BELGIQUE/BELGIE
 TOTAAL GOEDERENVERVOER NAAR SOORT SCHIP EN KWARTAAL 1985
 TRAFIC TOTAL PAR TYPE DE BATEAU ET TRIMESTRE 1000 T / MIO TKM

| SCHIFFSGATTUNG | SOORT SCHIP | TYPE DE BATEAU | 01 - 03 | 04 - 06 | 07 - 09 | 10 - 12 | 1000 T 01 - 12 |
|-------------------|-------------|----------------|---------|---------|---------|---------|-------------------|
| 10 SELBSTFAHRER: | MOTORSCHIP: | AUTOMOTEUR: | 16437 | 21687 | 20452 | 20551 | 79127 |
| 11 TANK | TANK | CITERNE | 5543 | 5284 | 5827 | 5795 | 22449 |
| 12 SONSTIGE | ANDERE | AUTRES | 10894 | 16403 | 14625 | 14756 | 56678 |
| 20 SCHLEPPKAEHNE: | SLEEPSCHIP: | CHALAND: | 150 | 238 | 282 | 244 | 914 |
| 21 TANK | TANK | CITERNE | 6 | 4 | 3 | 15 | 28 |
| 22 SONSTIGE | ANDERE | AUTRES | 144 | 234 | 279 | 229 | 886 |
| 30 SCHUBLEICHTER: | DUNBAK: | BARGE: | 2714 | 3757 | 3248 | 3435 | 13154 |
| 31 TANK | TANK | CITERNE | 605 | 423 | 495 | 558 | 2081 |
| 32 SONSTIGE | ANDERE | AUTRES | 2109 | 3334 | 2753 | 2877 | 11073 |
| 40 SONSTIGE | ANDERE | AUTRES | 0 | 6 | 3 | 0 | 9 |
| 100 INSGESAMT | TOTAAL | TOTAL | 19301 | 25688 | 23985 | 24230 | 93204 |

| SCHIFFSGATTUNG | SOORT SCHIP | TYPE DE BATEAU | 01 - 03 | 04 - 06 | 07 - 09 | 10 - 12 | MIO TKM 01 - 12 |
|-------------------|-------------|----------------|---------|---------|---------|---------|--------------------|
| 10 SELBSTFAHRER: | MOTORSCHIP: | AUTOMOTEUR: | 946 | 1168 | 1077 | 1219 | 4410 |
| 11 TANK | TANK | CITERNE | 231 | 213 | 233 | 254 | 931 |
| 12 SONSTIGE | ANDERE | AUTRES | 715 | 955 | 844 | 965 | 3479 |
| 20 SCHLEPPKAEHNE: | SLEEPSCHIP: | CHALAND: | 2 | 3 | 2 | 2 | 9 |
| 21 TANK | TANK | CITERNE | 0 | 0 | 0 | 0 | 0 |
| 22 SONSTIGE | ANDERE | AUTRES | 2 | 3 | 2 | 2 | 9 |
| 30 SCHUBLEICHTER: | DUNBAK: | BARGE: | 118 | 161 | 143 | 176 | 598 |
| 31 TANK | TANK | CITERNE | 19 | 14 | 18 | 23 | 74 |
| 32 SONSTIGE | ANDERE | AUTRES | 99 | 147 | 125 | 153 | 524 |
| 40 SONSTIGE | ANDERE | AUTRES | 0 | 0 | 0 | 0 | 0 |
| 100 INSGESAMT | TOTAAL | TOTAL | 1066 | 1332 | 1222 | 1397 | 5017 |

B I N N E N W A S S E R - B I N N E N W A T E R E N - V O I E N A V I G A B L E

1.5.6 (11)

GUETERVERKEHR INSGESAMT NACH SCHIFFSGATTUNG UND QUARTAL

LUXEMBOURG

TOTAAL GOEDEREHVERVOER NAAR SOORT SCHIP EN KWARTAAL

1985

TRAFIC TOTAL PAR TYPE DE BATEAU ET TRIMESTRE

1000 T / MIO TKM

| SCHIFFSGATTUNG | SOORT SCHIP | TYPE DE BATEAU | 01 - 03 | 04 - 06 | 07 - 09 | 10 - 12 | 1000 T 01 - 12 |
|-------------------|-------------|----------------|---------|---------|---------|---------|-------------------|
| 10 SELBSTFAHRER: | MOTORSCHIP: | AUTOMOTEUR: | - | - | - | - | - |
| 11 TANK | TANK | CITERNE | - | - | - | - | - |
| 12 SONSTIGE | ANDERE | AUTRES | - | - | - | - | - |
| 20 SCHLEPPKAEHNE: | SLEEPSCHIP: | CHALAND: | - | - | - | - | - |
| 21 TANK | TANK | CITERNE | - | - | - | - | - |
| 22 SONSTIGE | ANDERE | AUTRES | - | - | - | - | - |
| 30 SCHUBLEICHTER: | DUWBAK: | BARGE: | 1862 | 2442 | 2348 | 1564 | 8216 |
| 31 TANK | TANK | CITERNE | 1839 | 2414 | 2318 | 1529 | 8100 |
| 32 SONSTIGE | ANDERE | AUTRES | 23 | 28 | 30 | 35 | 116 |
| 40 SONSTIGE | ANDERE | AUTRES | 358 | 471 | 450 | 203 | 1482 |
| 100 INSGESAMT | TOTAAL | TOTAL | 2220 | 2913 | 2798 | 1767 | 9698 |

| SCHIFFSGATTUNG | SOORT SCHIP | TYPE DE BATEAU | 01 - 03 | 04 - 06 | 07 - 09 | 10 - 12 | MIO TKM 01 - 12 |
|-------------------|-------------|----------------|---------|---------|---------|---------|--------------------|
| 10 SELBSTFAHRER: | MOTORSCHIP: | AUTOMOTEUR: | - | - | - | - | - |
| 11 TANK | TANK | CITERNE | - | - | - | - | - |
| 12 SONSTIGE | ANDERE | AUTRES | - | - | - | - | - |
| 20 SCHLEPPKAEHNE: | SLEEPSCHIP: | CHALAND: | - | - | - | - | - |
| 21 TANK | TANK | CITERNE | - | - | - | - | - |
| 22 SONSTIGE | ANDERE | AUTRES | - | - | - | - | - |
| 30 SCHUBLEICHTER: | DUWBAK: | BARGE: | 61 | 77 | 71 | 48 | 257 |
| 31 TANK | TANK | CITERNE | 61 | 77 | 71 | 48 | 257 |
| 32 SONSTIGE | ANDERE | AUTRES | 0 | 0 | 0 | 0 | 0 |
| 40 SONSTIGE | ANDERE | AUTRES | 12 | 15 | 13 | 6 | 46 |
| 100 INSGESAMT | TOTAAL | TOTAL | 73 | 92 | 84 | 54 | 303 |

B I N N E N W A S S E R - B I N N E N W A T E R E N - V O I E N A V I G A B L E

1.5.7 (11)

GUETERVERKEHR INSGESAMT NACH SCHIFFSGATTUNG UND QUARTAL

EUR

TOTAAL GOEDEREHVERVOER NAAR SOORT SCHIP EN KWARTAAL

1985

TRAFIC TOTAL PAR TYPE DE BATEAU ET TRIMESTRE

1000 T / MIO TKM

| SCHIFFSGATTUNG | SOORT SCHIP | TYPE DE BATEAU | 01 - 03 | 04 - 06 | 07 - 09 | 10 - 12 | 1000 T 01 - 12 |
|-------------------|-------------|----------------|---------|---------|---------|---------|-------------------|
| 10 SELBSTFAHRER: | MOTORSCHIP: | AUTOMOTEUR: | - | - | - | - | - |
| 11 TANK | TANK | CITERNE | - | - | - | - | - |
| 12 SONSTIGE | ANDERE | AUTRES | - | - | - | - | - |
| 20 SCHLEPPKAEHNE: | SLEEPSCHIP: | CHALAND: | - | - | - | - | - |
| 21 TANK | TANK | CITERNE | - | - | - | - | - |
| 22 SONSTIGE | ANDERE | AUTRES | - | - | - | - | - |
| 30 SCHUBLEICHTER: | DUWBAK: | BARGE: | - | - | - | - | - |
| 31 TANK | TANK | CITERNE | - | - | - | - | - |
| 32 SONSTIGE | ANDERE | AUTRES | - | - | - | - | - |
| 40 SONSTIGE | ANDERE | AUTRES | - | - | - | - | - |
| 100 INSGESAMT | TOTAAL | TOTAL | - | - | - | - | - |

| SCHIFFSGATTUNG | SOORT SCHIP | TYPE DE BATEAU | 01 - 03 | 04 - 06 | 07 - 09 | 10 - 12 | MIO TKM 01 - 12 |
|-------------------|-------------|----------------|---------|---------|---------|---------|--------------------|
| 10 SELBSTFAHRER: | MOTORSCHIP: | AUTOMOTEUR: | 15628 | 21525 | 21464 | 17934 | 76551 |
| 11 TANK | TANK | CITERNE | 4050 | 4908 | 5615 | 4054 | 18627 |
| 12 SONSTIGE | ANDERE | AUTRES | 11578 | 16617 | 15849 | 13880 | 57924 |
| 20 SCHLEPPKAEHNE: | SLEEPSCHIP: | CHALAND: | 130 | 235 | 216 | 168 | 749 |
| 21 TANK | TANK | CITERNE | 8 | 15 | 15 | 6 | 44 |
| 22 SONSTIGE | ANDERE | AUTRES | 122 | 220 | 201 | 162 | 705 |
| 30 SCHUBLEICHTER: | DUWBAK: | BARGE: | 3947 | 4822 | 4500 | 3652 | 16921 |
| 31 TANK | TANK | CITERNE | 513 | 616 | 624 | 512 | 2265 |
| 32 SONSTIGE | ANDERE | AUTRES | 3434 | 4206 | 3876 | 3140 | 14656 |
| 40 SONSTIGE | ANDERE | AUTRES | 13 | 16 | 13 | 6 | 48 |
| 100 INSGESAMT | TOTAAL | TOTAL | 19718 | 26598 | 26193 | 21760 | 94269 |

B I N N E N W A S S E R - B I N N E N W A T E R E N - V O I E N A V I G A B L E
 INNERSTAATLICHER UND GRENZUEBERSCHREITENDER VERKEHR NACH RELATION UND MONAT
 BINNENLANDS EN INTERNATIONAAL VERVOER NAAR RELATIE EN MAAND
 TRAFIC NATIONAL ET INTERNATIONAL PAR RELATION ET MOIS

1.6.01:1 (9)
 BR DEUTSCHLAND
 1985
 1000 T

| RELATION-RELATIE | 01 | 02 | 03 | 04 | 05 | 06 | 07 | 08 | 09 | 10 | 11 | 12 | 01-12 |
|---|------|------|------|------|------|------|------|------|------|------|------|------|-------|
| A. INNERSTAATLICH BINNENLAND NATIONAL | 2927 | 3507 | 5736 | 6124 | 5915 | 5544 | 6185 | 5801 | 5816 | 5695 | 5200 | 5266 | 63715 |
| B. EMPFANG AUS: AANVOER UIT: RECEPTIONS DE: | | | | | | | | | | | | | |
| 01 BR DEUTSCHLAND | - | - | - | - | - | - | - | - | - | - | - | - | - |
| 02 FRANCE | 292 | 466 | 820 | 853 | 882 | 917 | 1060 | 867 | 915 | 713 | 621 | 588 | 8994 |
| 03 ITALIA | - | - | - | - | - | - | - | - | - | - | - | - | - |
| 04 NEDERLAND | 5617 | 5041 | 5809 | 6406 | 6555 | 7017 | 7172 | 6975 | 6403 | 4629 | 5257 | 7218 | 74100 |
| 05 BELGIQUE/BELGIE | 673 | 698 | 894 | 655 | 806 | 707 | 732 | 885 | 756 | 765 | 598 | 638 | 8805 |
| 06 LUXEMBOURG | 5 | 33 | 53 | 70 | 55 | 33 | 102 | 67 | 74 | 29 | 50 | 57 | 628 |
| 07 UNITED KINGDOM | 14 | 47 | 42 | 37 | 35 | 45 | 33 | 19 | 24 | 9 | 3 | 17 | 325 |
| 08 IRELAND | - | 0 | 1 | 1 | - | 2 | 1 | - | 1 | - | - | - | 6 |
| 09 DANMARK | 6 | 13 | 14 | 14 | 18 | 18 | 8 | 9 | 18 | 16 | 9 | 8 | 151 |
| 10 HELLAS | - | - | - | - | - | - | - | - | - | - | - | - | - |
| 20 EUR | 6607 | 6298 | 7634 | 8036 | 8551 | 8738 | 9108 | 8821 | 8191 | 6162 | 6537 | 8526 | 93008 |
| 36 SWITZERLAND | 17 | 13 | 21 | 27 | 37 | 36 | 51 | 20 | 28 | 26 | 32 | 24 | 331 |
| 38 AUSTRIA | 4 | 14 | 47 | 38 | 31 | 35 | 28 | 21 | 25 | 28 | 22 | 35 | 326 |
| 48 YUGOSLAVIA | 2 | 12 | 24 | 53 | 45 | 46 | 34 | 35 | 34 | 10 | 27 | 34 | 357 |
| 56 USSR | 0 | 0 | 0 | 1 | 7 | 2 | 3 | 4 | 4 | 0 | 7 | 18 | 46 |
| 58 GERMAN DR | 40 | 45 | 220 | 318 | 354 | 284 | 275 | 254 | 262 | 256 | 209 | 182 | 2700 |
| 60 POLAND | 2 | 2 | 2 | 32 | 131 | 110 | 100 | 92 | 84 | 96 | 98 | 44 | 794 |
| 62 CZECHOSLOVAKIA | 14 | 12 | 46 | 59 | 50 | 42 | 54 | 36 | 49 | 45 | 40 | 57 | 505 |
| 64 HUNGARY | 4 | 9 | 30 | 23 | 19 | 12 | 14 | 24 | 22 | 13 | 20 | 25 | 216 |
| 66 RUMANIA | 1 | 5 | 6 | 17 | 21 | 17 | 10 | 22 | 14 | 2 | 11 | 23 | 149 |
| 68 BULGARIA | - | 5 | 4 | 3 | 5 | 3 | 10 | 5 | 7 | 8 | 8 | 13 | 70 |
| 71 TOTAL STATE TRADING | 63 | 90 | 334 | 505 | 633 | 515 | 500 | 472 | 477 | 430 | 419 | 397 | 4835 |
| 76 OTHER EUROP. COUNTRIES | 23 | 46 | 43 | 43 | 76 | 42 | 55 | 45 | 43 | 3 | 4 | 21 | 444 |
| 82 USA | - | - | - | - | - | - | - | - | - | - | - | - | - |
| 85 OTHER COUNTRIES | - | - | - | - | - | - | - | - | - | - | - | - | - |
| 88 TOTAL THIRD COUNTRIES | 106 | 163 | 444 | 614 | 777 | 628 | 634 | 557 | 573 | 486 | 477 | 477 | 5936 |
| 90 ZUSAMMEN-TOTAAL-TOTAL B | 6714 | 6461 | 8078 | 8650 | 9127 | 9367 | 9742 | 9378 | 8764 | 6648 | 7014 | 9003 | 98944 |

B I N N E N W A S S E R - B I N N E N W A T E R E N - V O I E N A V I G A B L E
 INNERSTAATLICHER UND GRENZUEBERSCHREITENDER VERKEHR NACH RELATION UND MONAT
 BINNENLANDS EN INTERNATIONAAL VERVOER NAAR RELATIE EN MAAND
 TRAFIC NATIONAL ET INTERNATIONAL PAR RELATION ET MOIS

1.6.01:2 (9)
 BR DEUTSCHLAND
 1985
 1000 T

| RELATION-RELATIE | 01 | 02 | 03 | 04 | 05 | 06 | 07 | 08 | 09 | 10 | 11 | 12 | 01-12 |
|---|-------|-------|-------|-------|-------|-------|-------|-------|-------|-------|-------|-------|--------|
| C. VERSAND NACH: AFVOER NAAR: EXPEDITIONS VERS: | | | | | | | | | | | | | |
| 01 BR DEUTSCHLAND | - | - | - | - | - | - | - | - | - | - | - | - | - |
| 02 FRANCE | 136 | 271 | 315 | 329 | 273 | 295 | 303 | 269 | 308 | 214 | 212 | 233 | 3156 |
| 03 ITALIA | - | - | - | - | - | - | - | - | - | - | - | - | - |
| 04 NEDERLAND | 1241 | 1513 | 2487 | 2398 | 2381 | 2480 | 1904 | 2437 | 2498 | 2317 | 2072 | 1848 | 25578 |
| 05 BELGIQUE/BELGIE | 496 | 739 | 1002 | 897 | 1009 | 1050 | 859 | 850 | 816 | 691 | 722 | 702 | 9833 |
| 06 LUXEMBOURG | 12 | 26 | 43 | 37 | 29 | 46 | 49 | 37 | 41 | 17 | 36 | 27 | 399 |
| 07 UNITED KINGDOM | 44 | 86 | 96 | 115 | 91 | 110 | 113 | 90 | 85 | 20 | 13 | 38 | 901 |
| 08 IRELAND | 2 | - | 4 | 4 | 4 | 9 | - | 2 | 3 | - | - | 2 | 29 |
| 09 DANMARK | 5 | 13 | 11 | 20 | 17 | 24 | 20 | 11 | 9 | 6 | 4 | 5 | 144 |
| 10 HELLAS | - | - | - | - | - | - | - | - | - | - | - | - | - |
| 20 EUR | 1935 | 2648 | 3958 | 3800 | 3803 | 4014 | 3248 | 3696 | 3760 | 3264 | 3058 | 2855 | 40040 |
| 36 SWITZERLAND | 117 | 106 | 205 | 252 | 233 | 174 | 169 | 137 | 166 | 138 | 116 | 152 | 1964 |
| 38 AUSTRIA | 10 | 30 | 127 | 124 | 129 | 138 | 104 | 106 | 68 | 43 | 62 | 75 | 1017 |
| 48 YUGOSLAVIA | - | - | 0 | 3 | 11 | 19 | 24 | 8 | 1 | 1 | 1 | 3 | 71 |
| 56 USSR | 0 | 3 | 5 | 10 | 12 | 9 | 9 | 9 | 5 | 2 | 9 | 6 | 81 |
| 58 GERMAN DR | 9 | 85 | 321 | 320 | 326 | 359 | 396 | 328 | 302 | 295 | 312 | 215 | 3268 |
| 60 POLAND | - | - | 1 | 3 | 3 | 43 | 4 | 3 | 5 | 8 | 6 | 7 | 83 |
| 62 CZECHOSLOVAKIA | 8 | 23 | 58 | 52 | 68 | 55 | 38 | 52 | 53 | 29 | 38 | 64 | 539 |
| 64 HUNGARY | - | - | 0 | 1 | 1 | 6 | 1 | 1 | 2 | - | - | - | 13 |
| 66 RUMANIA | - | - | 3 | 1 | 3 | 3 | 2 | 0 | 1 | 1 | 1 | 2 | 17 |
| 68 BULGARIA | - | 1 | 2 | 4 | 3 | 5 | 13 | 6 | 7 | 2 | 3 | 6 | 52 |
| 71 TOTAL STATE TRADING | 17 | 112 | 391 | 395 | 427 | 499 | 486 | 409 | 377 | 336 | 371 | 304 | 4124 |
| 76 OTHER EUROP. COUNTRIES | 18 | 55 | 67 | 61 | 81 | 75 | 77 | 65 | 61 | 6 | 9 | 22 | 596 |
| 82 USA | - | - | - | - | - | - | - | - | - | - | - | - | - |
| 85 OTHER COUNTRIES | - | - | - | - | - | - | - | - | - | - | - | - | - |
| 88 TOTAL THIRD COUNTRIES | 163 | 303 | 790 | 833 | 870 | 885 | 836 | 717 | 671 | 524 | 558 | 552 | 7701 |
| 90 ZUSAMMEN-TOTAAL-TOTAL C | 2098 | 2951 | 4748 | 4632 | 4673 | 4899 | 4084 | 4412 | 4431 | 3788 | 3616 | 3407 | 47742 |
| 95 A+B+C | 11739 | 12918 | 18562 | 19406 | 19716 | 19810 | 20011 | 19591 | 19012 | 16131 | 15830 | 17676 | 210401 |

B I N N E N W A S S E R - B I N N E N W A T E R E N - V O I E N A V I G A B L E
 INNERSTAATLICHER UND GRENZUEBERSCHREITENDER VERKEHR NACH RELATION UND MONAT
 BINNENLANDS EN INTERNATIONAAL VERVOER HAAR RELATIE EN MAAND
 TRAFIC NATIONAL ET INTERNATIONAL PAR RELATION ET MOIS

1.6.02:1 (9)

FRANCE

1985

1000 T

| RELATION-RELATIE | 01 | 02 | 03 | 04 | 05 | 06 | 07 | 08 | 09 | 10 | 11 | 12 | 01-12 |
|---|------|------|------|------|------|------|------|------|------|------|------|------|-------|
| A. INNERSTAATLICH BINNENLAND NATIONAL | 1844 | 2233 | 3129 | 2758 | 2504 | 2816 | 2336 | 2220 | 2541 | 2864 | 2430 | 2779 | 30455 |
| B. EMPFANG AUS: AANVOER UIT: RECEPTIONS DE: | | | | | | | | | | | | | |
| 01 BR DEUTSCHLAND | 134 | 234 | 313 | 327 | 272 | 277 | 306 | 268 | 299 | 227 | 203 | 234 | 3095 |
| 02 FRANCE | - | - | - | - | - | - | - | - | - | - | - | - | - |
| 03 ITALIA | - | - | - | - | - | - | - | - | - | - | - | - | - |
| 04 NEDERLAND | 185 | 390 | 353 | 353 | 282 | 352 | 341 | 415 | 284 | 193 | 241 | 292 | 3681 |
| 05 BELGIQUE/BELGIE | 153 | 265 | 313 | 286 | 284 | 384 | 339 | 245 | 301 | 319 | 303 | 258 | 3449 |
| 06 LUXEMBOURG | - | - | 0 | 1 | 0 | - | 1 | 0 | 0 | 1 | 1 | 0 | 6 |
| 07 UNITED KINGDOM | - | - | - | - | - | - | - | - | - | - | - | - | - |
| 08 IRELAND | - | - | - | - | - | - | - | - | - | - | - | - | - |
| 09 DANMARK | - | - | - | - | - | - | - | - | - | - | - | - | - |
| 10 HELLAS | - | - | - | - | - | - | - | - | - | - | - | - | - |
| 20 EUR | 471 | 889 | 979 | 967 | 838 | 1013 | 988 | 928 | 884 | 740 | 749 | 784 | 10230 |
| 36 SWITZERLAND | 7 | 5 | 12 | 11 | 8 | 11 | 5 | 14 | 3 | 15 | 1 | 7 | 98 |
| 38 AUSTRIA | - | - | - | - | - | - | - | - | - | - | - | - | - |
| 48 YUGOSLAVIA | - | - | - | - | - | - | - | - | - | - | - | - | - |
| 56 USSR | - | - | - | - | - | - | - | - | - | - | - | - | - |
| 58 GERMAN DR | - | - | - | - | - | - | - | - | 1 | - | - | - | 1 |
| 60 POLAND | - | - | - | - | 0 | 1 | 1 | - | - | - | 1 | 0 | 3 |
| 62 CZECHOSLOVAKIA | - | - | - | - | - | - | - | - | - | - | - | - | - |
| 64 HUNGARY | - | - | - | - | - | - | - | - | - | - | - | - | - |
| 66 RUMANIA | - | - | - | - | - | - | - | - | - | - | - | - | - |
| 68 BULGARIA | - | - | - | - | - | - | - | - | - | - | - | - | - |
| 71 TOTAL STATE TRADING | - | - | - | - | 0 | 1 | 1 | - | 1 | - | 1 | 0 | 4 |
| 76 OTHER EUROP. COUNTRIES | - | - | - | - | - | - | - | - | - | - | - | - | - |
| 82 USA | - | - | - | - | - | - | - | - | - | - | - | - | - |
| 85 OTHER COUNTRIES | - | - | - | - | - | - | - | - | - | - | - | - | - |
| 88 TOTAL THIRD COUNTRIES | 7 | 5 | 12 | 11 | 8 | 11 | 5 | 14 | 4 | 15 | 3 | 7 | 102 |
| 90 ZUSAMMEN-TOTAAL-TOTAL B! | 479 | 894 | 992 | 978 | 847 | 1025 | 993 | 941 | 888 | 755 | 751 | 791 | 10332 |

B I N N E N W A S S E R - B I N N E N W A T E R E N - V O I E N A V I G A B L E
 INNERSTAATLICHER UND GRENZUEBERSCHREITENDER VERKEHR NACH RELATION UND MONAT
 BINNENLANDS EN INTERNATIONAAL VERVOER HAAR RELATIE EN MAAND
 TRAFIC NATIONAL ET INTERNATIONAL PAR RELATION ET MOIS

1.6.02:2 (9)

FRANCE

1985

1000 T

| RELATION-RELATIE | 01 | 02 | 03 | 04 | 05 | 06 | 07 | 08 | 09 | 10 | 11 | 12 | 01-12 |
|---|------|------|------|------|------|------|------|------|------|------|------|------|-------|
| C. VERSAND NACH: AFVOER NAAR: EXPEDITIONS VERS: | | | | | | | | | | | | | |
| 01 BR DEUTSCHLAND | 346 | 551 | 899 | 952 | 1033 | 1110 | 997 | 964 | 950 | 717 | 711 | 513 | 9745 |
| 02 FRANCE | - | - | - | - | - | - | - | - | - | - | - | - | - |
| 03 ITALIA | - | - | - | - | - | - | - | - | - | - | - | - | - |
| 04 NEDERLAND | 148 | 271 | 387 | 399 | 411 | 527 | 242 | 424 | 360 | 317 | 311 | 226 | 4023 |
| 05 BELGIQUE/BELGIE | 199 | 302 | 349 | 263 | 282 | 349 | 204 | 286 | 274 | 261 | 243 | 266 | 3280 |
| 06 LUXEMBOURG | 5 | 5 | 20 | 30 | 23 | 28 | 30 | 16 | 19 | 32 | 27 | 14 | 247 |
| 07 UNITED KINGDOM | - | - | - | - | - | - | - | - | - | - | - | - | - |
| 08 IRELAND | - | - | - | - | - | - | - | - | - | - | - | - | - |
| 09 DANMARK | - | - | - | - | - | - | - | - | - | - | - | - | - |
| 10 HELLAS | - | - | - | - | - | - | - | - | - | - | - | - | - |
| 20 EUR | 698 | 1130 | 1656 | 1645 | 1748 | 2013 | 1474 | 1690 | 1603 | 1327 | 1292 | 1020 | 17295 |
| 36 SWITZERLAND | 45 | 65 | 80 | 74 | 132 | 125 | 96 | 133 | 111 | 156 | 132 | 122 | 1271 |
| 38 AUSTRIA | - | - | - | - | - | - | - | - | - | - | - | - | - |
| 48 YUGOSLAVIA | - | - | - | - | - | - | - | - | - | - | - | - | - |
| 56 USSR | - | - | - | - | - | - | - | - | - | - | - | - | - |
| 58 GERMAN DR | - | - | - | - | - | - | - | - | - | - | - | - | - |
| 60 POLAND | - | - | - | - | - | - | 0 | - | - | - | - | - | 0 |
| 62 CZECHOSLOVAKIA | - | - | - | - | - | - | - | - | - | - | - | - | - |
| 64 HUNGARY | - | - | - | - | - | - | - | - | - | - | - | - | - |
| 66 RUMANIA | - | - | - | - | - | - | - | - | - | - | - | - | - |
| 68 BULGARIA | - | - | - | - | - | - | - | - | - | - | - | - | - |
| 71 TOTAL STATE TRADING | - | - | - | - | - | - | 0 | - | - | - | - | - | 0 |
| 76 OTHER EUROP. COUNTRIES | - | - | - | - | - | - | - | - | - | - | - | - | - |
| 82 USA | - | - | - | - | - | - | - | - | - | - | - | - | - |
| 85 OTHER COUNTRIES | - | - | - | - | - | - | - | - | - | - | - | - | - |
| 88 TOTAL THIRD COUNTRIES | 45 | 65 | 80 | 74 | 132 | 125 | 96 | 133 | 111 | 156 | 132 | 122 | 1271 |
| 90 ZUSAMMEN-TOTAAL-TOTAL C! | 743 | 1195 | 1736 | 1718 | 1880 | 2138 | 1570 | 1823 | 1714 | 1483 | 1424 | 1142 | 18566 |
| 95 A+B+C | 3066 | 4321 | 5857 | 5454 | 5230 | 5979 | 4899 | 4984 | 5143 | 5102 | 4606 | 4712 | 59353 |

B I N N E N W A S S E R - B I N N E N W A T E R E N - V O I E N A V I G A B L E
 INNERSTAATLICHER UND GRENZUEBERSCHREITENDER VERKEHR NACH RELATION UND MONAT
 BINNENLANDS EN INTERNATIONAAL VERVOER HAAR RELATIE EN MAAND
 TRAFIC NATIONAL ET INTERNATIONAL PAR RELATION ET MOIS

1.6.04+1 (9)
 NEDERLAND
 1985
 1000 T

| RELATION-RELATIE | 01 | 02 | 03 | 04 | 05 | 06 | 07 | 08 | 09 | 10 | 11 | 12 | 01-12 |
|---|------|------|------|------|------|------|------|------|------|------|------|------|-------|
| A. INNERSTAATLICH BINNENLAND NATIONAL | 3064 | 3337 | 5616 | 6289 | 7179 | 6415 | 4779 | 6508 | 6410 | 8033 | 7005 | 5466 | 70101 |
| B. EMPFANG AUS: AANVOER UIT: RECEPTIONS DE: | | | | | | | | | | | | | |
| 01 BR DEUTSCHLAND | 1238 | 1510 | 2485 | 2395 | 2383 | 2472 | 1906 | 2433 | 2505 | 2311 | 2071 | 1846 | 25554 |
| 02 FRANCE | 139 | 245 | 385 | 353 | 355 | 508 | 262 | 343 | 434 | 291 | 312 | 234 | 3863 |
| 03 ITALIA | - | - | - | - | - | - | - | - | - | - | - | - | - |
| 04 NEDERLAND | - | - | - | - | - | - | - | - | - | - | - | - | - |
| 05 BELGIE/BELGIE | 642 | 733 | 1177 | 843 | 829 | 1971 | 1109 | 1511 | 1856 | 1199 | 1717 | 1856 | 15443 |
| 06 LUXEMBOURG | 4 | 9 | 6 | 8 | 6 | 8 | 10 | 9 | 6 | 5 | 9 | 4 | 85 |
| 07 UNITED KINGDOM | - | - | - | - | - | - | - | - | - | - | - | - | - |
| 08 IRELAND | - | - | - | - | - | - | - | - | - | - | - | - | - |
| 09 DANMARK | - | - | - | - | - | - | - | - | - | - | - | - | - |
| 10 HELLAS | - | - | - | - | - | - | - | - | - | - | - | - | - |
| 20 EUR | 2024 | 2497 | 4053 | 3599 | 3573 | 4959 | 3287 | 4296 | 4801 | 3807 | 4109 | 3940 | 44945 |
| 36 SWITZERLAND | 4 | 5 | 8 | 11 | 5 | 6 | 10 | 6 | 8 | 10 | 11 | 8 | 92 |
| 38 AUSTRIA | - | - | - | - | - | - | - | - | - | - | - | - | - |
| 48 YUGOSLAVIA | - | - | - | - | - | - | - | - | - | - | - | - | - |
| 56 USSR | - | - | - | - | - | - | - | - | - | - | - | - | - |
| 58 GERMAN DR | 2 | - | 6 | 8 | 9 | 5 | 10 | 5 | 7 | 7 | 7 | 8 | 72 |
| 60 POLAND | - | - | - | - | - | - | - | - | - | - | - | - | - |
| 62 CZECHOSLOVAKIA | - | - | - | - | - | - | - | - | - | - | - | - | - |
| 64 HUNGARY | - | - | - | - | - | - | - | - | - | - | - | - | - |
| 66 RUMANIA | - | - | - | - | - | - | - | - | - | - | - | - | - |
| 68 BULGARIA | - | - | - | - | - | - | - | - | - | - | - | - | - |
| 71 TOTAL STATE TRADING | 2 | - | 6 | 8 | 9 | 5 | 10 | 5 | 7 | 7 | 7 | 8 | 72 |
| 76 OTHER EUROP. COUNTRIES | - | - | - | - | - | - | - | - | - | - | - | - | - |
| 82 USA | - | - | - | - | - | - | - | - | - | - | - | - | - |
| 85 OTHER COUNTRIES | - | - | - | 2 | 2 | 4 | 3 | 6 | 4 | 4 | 6 | 2 | 33 |
| 88 TOTAL THIRD COUNTRIES | 5 | 5 | 14 | 21 | 17 | 15 | 22 | 17 | 19 | 21 | 23 | 19 | 197 |
| 90 ZUSAMMEN-TOTAAL-TOTAL B | 2029 | 2502 | 4067 | 3620 | 3590 | 4975 | 3309 | 4313 | 4820 | 3828 | 4132 | 3958 | 45142 |

B I N N E N W A S S E R - B I N N E N W A T E R E N - V O I E N A V I G A B L E
 INNERSTAATLICHER UND GRENZUEBERSCHREITENDER VERKEHR NACH RELATION UND MONAT
 BINNENLANDS EN INTERNATIONAAL VERVOER HAAR RELATIE EN MAAND
 TRAFIC NATIONAL ET INTERNATIONAL PAR RELATION ET MOIS

1.6.04+2 (9)
 NEDERLAND
 1985
 1000 T

| RELATION-RELATIE | 01 | 02 | 03 | 04 | 05 | 06 | 07 | 08 | 09 | 10 | 11 | 12 | 01-12 |
|---|-------|-------|-------|-------|-------|-------|-------|-------|-------|-------|-------|-------|--------|
| C. VERSAND NACH: AFVOER HAAR: EXPEDITIONS VERS: | | | | | | | | | | | | | |
| 01 BR DEUTSCHLAND | 5868 | 5063 | 5976 | 6096 | 6759 | 7286 | 7001 | 7128 | 6202 | 5528 | 5760 | 5275 | 73943 |
| 02 FRANCE | 215 | 311 | 385 | 330 | 242 | 441 | 315 | 372 | 344 | 180 | 372 | 261 | 3767 |
| 03 ITALIA | - | - | - | - | - | - | - | - | - | - | - | - | - |
| 04 NEDERLAND | - | - | - | - | - | - | - | - | - | - | - | - | - |
| 05 BELGIE/BELGIE | 1418 | 1642 | 2328 | 1848 | 1695 | 3074 | 1598 | 1701 | 2767 | 1948 | 2494 | 2767 | 25280 |
| 06 LUXEMBOURG | 9 | 13 | 30 | 17 | 38 | 18 | 32 | 26 | 24 | 5 | 25 | 18 | 254 |
| 07 UNITED KINGDOM | - | - | - | - | - | - | - | - | - | - | - | - | - |
| 08 IRELAND | - | - | - | - | - | - | - | - | - | - | - | - | - |
| 09 DANMARK | - | - | - | - | - | - | - | - | - | - | - | - | - |
| 10 HELLAS | - | - | - | - | - | - | - | - | - | - | - | - | - |
| 20 EUR | 7510 | 7029 | 8719 | 8291 | 8734 | 10819 | 8947 | 9226 | 9337 | 7660 | 8651 | 8321 | 103244 |
| 36 SWITZERLAND | 212 | 194 | 180 | 218 | 275 | 325 | 267 | 332 | 359 | 160 | 214 | 175 | 2911 |
| 38 AUSTRIA | - | - | - | - | - | - | - | - | - | - | - | - | - |
| 48 YUGOSLAVIA | - | - | - | - | - | - | - | - | - | - | - | - | - |
| 56 USSR | - | - | - | - | - | - | - | - | - | - | - | - | - |
| 58 GERMAN DR | 2 | 5 | 4 | 7 | 6 | 10 | 6 | 6 | 4 | 14 | 12 | 5 | 81 |
| 60 POLAND | - | - | - | - | - | - | - | - | - | - | - | - | - |
| 62 CZECHOSLOVAKIA | - | - | - | - | - | - | - | - | - | - | - | - | - |
| 64 HUNGARY | - | - | - | - | - | - | - | - | - | - | - | - | - |
| 66 RUMANIA | - | - | - | - | - | - | - | - | - | - | - | - | - |
| 68 BULGARIA | - | - | - | - | - | - | - | - | - | - | - | - | - |
| 71 TOTAL STATE TRADING | 2 | 5 | 4 | 7 | 6 | 10 | 6 | 6 | 4 | 14 | 12 | 5 | 81 |
| 76 OTHER EUROP. COUNTRIES | - | - | - | - | - | - | - | - | - | - | - | - | - |
| 82 USA | - | - | - | - | - | - | - | - | - | - | - | - | - |
| 85 OTHER COUNTRIES | - | - | - | - | - | - | - | - | - | - | - | - | - |
| 88 TOTAL THIRD COUNTRIES | 213 | 199 | 184 | 224 | 282 | 334 | 274 | 338 | 363 | 173 | 226 | 180 | 2991 |
| 90 ZUSAMMEN-TOTAAL-TOTAL C | 7724 | 7228 | 8902 | 8515 | 9016 | 11153 | 9221 | 9565 | 9700 | 7833 | 8877 | 8501 | 106236 |
| 95 A+B+C | 12817 | 13067 | 18585 | 18424 | 19784 | 22543 | 17309 | 20386 | 20930 | 19694 | 20014 | 17925 | 221479 |

B I N N E N W A S S E R - B I N N E N W A T E R E N - V O I E N A V I G A B L E

1.6.05:1 (9)

INNERSTAATLICHER UND GRENZUEBERSCHREITENDER VERKEHR NACH RELATION UND MONAT

BELGIQUE/BELGIE

BINNENLANDS EN INTERNATIONAAL VERVOER NAAR RELATIE EN MAAND

1985

TRAFIC NATIONAL ET INTERNATIONAL PAR RELATION ET MOIS

1000 T

| RELATION-RELATIE | 01 | 02 | 03 | 04 | 05 | 06 | 07 | 08 | 09 | 10 | 11 | 12 | 01-12 |
|---|------|------|------|------|------|------|------|------|------|------|------|------|-------|
| A. INNERSTAATLICHI BINNENLAND NATIONAL | 1736 | 1611 | 1768 | 1496 | 1930 | 1947 | 1448 | 1934 | 1784 | 1982 | 1788 | 2016 | 21440 |
| B. EMPFANG AUS: AANVOER UIT: RECEPTIONS DE: | | | | | | | | | | | | | |
| 01 BR DEUTSCHLAND | 487 | 698 | 760 | 1078 | 1072 | 1072 | 875 | 1010 | 776 | 824 | 642 | 831 | 10125 |
| 02 FRANCE | 175 | 254 | 313 | 248 | 306 | 328 | 200 | 306 | 259 | 272 | 246 | 278 | 3184 |
| 03 ITALIA | - | - | - | - | - | - | - | - | - | - | - | - | - |
| 04 NEDERLAND | 1293 | 1646 | 2264 | 2566 | 2554 | 2287 | 1572 | 2332 | 2412 | 2565 | 2157 | 2039 | 25686 |
| 05 BELGIQUE/BELGIE | - | - | - | - | - | - | - | - | - | - | - | - | - |
| 06 LUXEMBOURG | 5 | 1 | 6 | 4 | 8 | 5 | - | 8 | 7 | 1 | 1 | 1 | 45 |
| 07 UNITED KINGDOM | - | - | - | - | - | 1 | - | 4 | - | - | - | - | 4 |
| 08 IRELAND | - | - | - | - | - | - | - | - | - | - | - | - | - |
| 09 DANMARK | 3 | 1 | 2 | 4 | 1 | 2 | 2 | 1 | 2 | 7 | 2 | 2 | 30 |
| 10 HELLAS | - | - | - | - | - | - | - | - | - | - | - | - | - |
| 20 EUR | 1963 | 2600 | 3344 | 3900 | 3941 | 3695 | 2649 | 3659 | 3455 | 3670 | 3048 | 3151 | 39075 |
| 36 SWITZERLAND | 6 | 6 | 18 | 25 | 12 | 10 | 14 | 11 | 14 | 7 | 8 | 11 | 140 |
| 38 AUSTRIA | - | - | - | - | - | - | - | - | - | - | - | - | - |
| 48 YUGOSLAVIA | - | - | - | - | - | - | - | - | - | - | - | - | - |
| 56 USSR | - | - | - | - | - | - | - | - | - | - | - | - | - |
| 58 GERMAN DR | 2 | 1 | 6 | 11 | 12 | 13 | 9 | 7 | 8 | 8 | 5 | 6 | 86 |
| 60 POLAND | 0 | - | - | - | 3 | 2 | 1 | 0 | 3 | 3 | 3 | 2 | 18 |
| 62 CZECHOSLOVAKIA | - | - | - | - | - | - | - | - | - | - | - | - | - |
| 64 HUNGARY | - | - | - | - | - | - | - | - | - | - | - | - | - |
| 66 RUMANIA | - | 0 | - | - | - | - | - | - | - | - | - | - | 0 |
| 68 BULGARIA | - | - | - | - | - | - | - | - | - | - | - | - | - |
| 71 TOTAL STATE TRADING | 2 | 1 | 6 | 11 | 15 | 15 | 10 | 7 | 10 | 11 | 8 | 7 | 104 |
| 76 OTHER EUROP. COUNTRIES | 1 | - | - | - | 0 | - | 0 | - | - | - | - | - | 1 |
| 82 USA | 2 | 2 | 2 | 1 | 1 | 2 | 1 | 2 | 3 | 1 | 2 | 0 | 18 |
| 85 OTHER COUNTRIES | - | - | - | - | - | - | - | - | - | 1 | - | 1 | 2 |
| 88 TOTAL THIRD COUNTRIES | 10 | 8 | 25 | 38 | 28 | 27 | 25 | 20 | 27 | 20 | 18 | 19 | 266 |
| 90 ZUSAMMEN-TOTAAL-TOTAL B | 1973 | 2608 | 3369 | 3937 | 3969 | 3722 | 2674 | 3679 | 3481 | 3690 | 3066 | 3170 | 39340 |

B I N N E N W A S S E R - B I N N E N W A T E R E N - V O I E N A V I G A B L E

1.6.05:2 (9)

INNERSTAATLICHER UND GRENZUEBERSCHREITENDER VERKEHR NACH RELATION UND MONAT

BELGIQUE/BELGIE

BINNENLANDS EN INTERNATIONAAL VERVOER NAAR RELATIE EN MAAND

1985

TRAFIC NATIONAL ET INTERNATIONAL PAR RELATION ET MOIS

1000 T

| RELATION-RELATIE | 01 | 02 | 03 | 04 | 05 | 06 | 07 | 08 | 09 | 10 | 11 | 12 | 01-12 |
|---|------|------|------|------|------|------|------|------|------|------|------|------|-------|
| C. VERSAHD NACH: AFVOER NAAR: EXPEDITIONS VERS: | | | | | | | | | | | | | |
| 01 BR DEUTSCHLAND | 615 | 671 | 835 | 622 | 1059 | 785 | 703 | 890 | 826 | 804 | 606 | 763 | 9179 |
| 02 FRANCE | 176 | 212 | 210 | 291 | 402 | 384 | 272 | 297 | 297 | 361 | 309 | 268 | 3479 |
| 03 ITALIA | - | - | - | - | - | - | - | - | - | - | - | - | - |
| 04 NEDERLAND | 606 | 678 | 1073 | 979 | 1499 | 1253 | 1154 | 1611 | 1530 | 1665 | 1208 | 1155 | 14412 |
| 05 BELGIQUE/BELGIE | - | - | - | - | - | - | - | - | - | - | - | - | - |
| 06 LUXEMBOURG | - | 5 | - | 4 | 2 | 3 | 1 | 3 | 2 | 1 | 0 | 2 | 22 |
| 07 UNITED KINGDOM | - | - | - | - | - | - | - | - | - | 1 | - | - | 1 |
| 08 IRELAND | - | - | - | 2 | 2 | - | - | - | - | - | - | - | 3 |
| 09 DANMARK | - | 1 | 1 | 3 | 3 | - | 1 | - | 3 | - | 1 | 1 | 12 |
| 10 HELLAS | - | - | - | - | - | - | - | - | - | - | - | - | - |
| 20 EUR | 1397 | 1568 | 2119 | 1899 | 2965 | 2425 | 2131 | 2802 | 2657 | 2832 | 2123 | 2189 | 27108 |
| 36 SWITZERLAND | 90 | 97 | 144 | 89 | 131 | 182 | 193 | 147 | 167 | 66 | 86 | 111 | 1503 |
| 38 AUSTRIA | - | - | - | - | - | - | - | - | - | - | - | - | - |
| 48 YUGOSLAVIA | - | - | - | - | - | - | - | - | - | - | - | - | - |
| 56 USSR | - | - | - | - | - | - | - | - | - | - | - | - | - |
| 58 GERMAN DR | - | - | 1 | 2 | 3 | 2 | 2 | 4 | 2 | 5 | 3 | 1 | 24 |
| 60 POLAND | - | - | - | - | - | - | - | 2 | 8 | 7 | 2 | 0 | 18 |
| 62 CZECHOSLOVAKIA | - | - | - | - | - | - | - | - | - | - | - | - | - |
| 64 HUNGARY | - | - | - | - | - | - | - | - | - | - | - | - | - |
| 66 RUMANIA | - | - | - | - | - | - | - | - | - | - | - | - | - |
| 68 BULGARIA | - | - | - | - | - | - | - | - | - | - | - | - | - |
| 71 TOTAL STATE TRADING | - | - | 1 | 2 | 3 | 2 | 2 | 6 | 10 | 12 | 4 | 2 | 43 |
| 76 OTHER EUROP. COUNTRIES | - | - | - | - | - | 2 | - | 1 | - | 0 | 0 | - | 4 |
| 82 USA | - | 0 | - | - | - | - | - | - | - | - | - | - | 0 |
| 85 OTHER COUNTRIES | - | - | - | - | - | - | - | - | - | 0 | - | - | 0 |
| 88 TOTAL THIRD COUNTRIES | 90 | 98 | 145 | 92 | 134 | 187 | 194 | 154 | 177 | 78 | 90 | 112 | 1551 |
| 90 ZUSAMMEN-TOTAAL-TOTAL C | 1487 | 1665 | 2265 | 1991 | 3099 | 2612 | 2325 | 2956 | 2834 | 2910 | 2213 | 2301 | 28659 |
| 95 A+B+C | 5196 | 5885 | 7402 | 7424 | 8997 | 8280 | 6447 | 8569 | 8100 | 8582 | 7067 | 7488 | 89439 |

B I N N E N W A S S E R - B I N N E N W A T E R E N - V O I E N A V I G A B L E
 INNERSTAATLICHER UND GRENZUEBERSCHREITENDER VERKEHR NACH RELATION UND MONAT
 BINNENLANDS EN INTERNATIONAAL VERVOER NAAR RELATIE EN MAAND
 TRAFIC NATIONAL ET INTERNATIONAL PAR RELATION ET MOIS

1.6.06:1 (9)
 LUXEMBOURG
 1985
 1000 T

| RELATION-RELATIE | 01 | 02 | 03 | 04 | 05 | 06 | 07 | 08 | 09 | 10 | 11 | 12 | 01-12 |
|---|----|----|----|----|-----|----|-----|----|----|----|----|----|-------|
| A. INNERSTAATLICH BINNENLAND NATIONAL | - | - | - | - | - | - | - | - | - | - | - | - | - |
| B. EMPFANG AUS: AANVOER UIT: RECEPTIONS DE: | | | | | | | | | | | | | |
| 01 BR DEUTSCHLAND | 12 | 25 | 40 | 36 | 35 | 47 | 55 | 41 | 41 | 18 | 35 | 29 | 414 |
| 02 FRANCE | 2 | 4 | 17 | 29 | 23 | 22 | 34 | 17 | 20 | 31 | 26 | 7 | 233 |
| 03 ITALIA | - | - | - | - | - | - | - | - | - | - | - | - | - |
| 04 NEDERLAND | 10 | 24 | 28 | 27 | 44 | 15 | 38 | 19 | 36 | 13 | 17 | 20 | 292 |
| 05 BELGIE/BELGIE | 2 | 5 | 1 | 4 | 3 | 4 | 2 | 2 | 1 | 1 | 1 | 2 | 29 |
| 06 LUXEMBOURG | - | - | - | - | - | - | - | - | - | - | - | - | - |
| 07 UNITED KINGDOM | - | - | - | - | - | - | - | - | - | - | - | - | - |
| 08 IRELAND | - | - | - | - | - | - | - | - | - | - | - | - | - |
| 09 DANMARK | - | - | - | - | - | - | - | - | - | - | - | - | - |
| 10 HELLAS | - | - | - | - | - | - | - | - | - | - | - | - | - |
| 20 EUR | 27 | 59 | 85 | 96 | 105 | 88 | 130 | 79 | 98 | 63 | 79 | 58 | 968 |
| 36 SWITZERLAND | - | - | - | - | - | - | - | - | - | - | - | - | - |
| 38 AUSTRIA | - | - | - | - | - | - | - | - | - | - | - | - | - |
| 48 YUGOSLAVIA | - | - | - | - | - | - | - | - | - | - | - | - | - |
| 56 USSR | - | - | - | - | - | - | - | - | - | - | - | - | - |
| 58 GERMAN DR | - | - | - | 1 | 1 | - | - | 1 | 1 | 1 | - | 1 | 5 |
| 60 POLAND | - | - | - | - | - | - | - | - | - | - | - | - | - |
| 62 CZECHOSLOVAKIA | - | - | - | - | - | - | - | - | - | - | - | - | - |
| 64 HUNGARY | - | - | - | - | - | - | - | - | - | - | - | - | - |
| 66 RUMANIA | - | - | - | - | - | - | - | - | - | - | - | - | - |
| 68 BULGARIA | - | - | - | - | - | - | - | - | - | - | - | - | - |
| 71 TOTAL STATE TRADING | - | - | - | 1 | 1 | - | - | 1 | 1 | 1 | - | 1 | 5 |
| 76 OTHER EUROP. COUNTRIES | - | - | - | - | - | - | - | - | - | - | - | - | - |
| 82 USA | - | - | - | - | - | - | - | - | - | - | - | - | - |
| 85 OTHER COUNTRIES | - | - | - | - | 0 | - | - | - | 0 | - | - | 1 | 2 |
| 88 TOTAL THIRD COUNTRIES | - | - | - | 1 | 1 | - | - | 1 | 1 | 1 | - | 1 | 6 |
| 90 ZUSAMMEN-TOTAAL-TOTAL B | 27 | 59 | 85 | 97 | 106 | 88 | 130 | 80 | 99 | 64 | 79 | 59 | 974 |

B I N N E N W A S S E R - B I N N E N W A T E R E N - V O I E N A V I G A B L E
 INNERSTAATLICHER UND GRENZUEBERSCHREITENDER VERKEHR NACH RELATION UND MONAT
 BINNENLANDS EN INTERNATIONAAL VERVOER NAAR RELATIE EN MAAND
 TRAFIC NATIONAL ET INTERNATIONAL PAR RELATION ET MOIS

1.6.06:2 (9)
 LUXEMBOURG
 1985
 1000 T

| RELATION-RELATIE | 01 | 02 | 03 | 04 | 05 | 06 | 07 | 08 | 09 | 10 | 11 | 12 | 01-12 |
|---|----|-----|-----|-----|-----|-----|-----|-----|-----|----|-----|-----|-------|
| C. VERSAND NACH: AFVOER NAAR: EXPEDITIONS VERS: | | | | | | | | | | | | | |
| 01 BR DEUTSCHLAND | 7 | 33 | 58 | 73 | 56 | 42 | 99 | 64 | 75 | 24 | 59 | 52 | 641 |
| 02 FRANCE | - | - | 0 | 1 | - | 0 | 1 | - | 1 | 1 | 0 | - | 5 |
| 03 ITALIA | - | - | - | - | - | - | - | - | - | - | - | - | - |
| 04 NEDERLAND | 5 | 8 | 5 | 7 | 6 | 9 | 11 | 9 | 6 | 6 | 9 | 4 | 86 |
| 05 BELGIE/BELGIE | 6 | 4 | 8 | 5 | 4 | 9 | 3 | 9 | 3 | 1 | 1 | 2 | 55 |
| 06 LUXEMBOURG | - | - | - | - | - | - | - | - | - | - | - | - | - |
| 07 UNITED KINGDOM | - | - | - | - | - | - | - | - | - | - | - | - | - |
| 08 IRELAND | - | - | - | - | - | - | - | - | - | - | - | - | - |
| 09 DANMARK | - | - | - | - | - | - | - | - | - | - | - | - | - |
| 10 HELLAS | - | - | - | - | - | - | - | - | - | - | - | - | - |
| 20 EUR | 18 | 45 | 71 | 86 | 66 | 59 | 114 | 82 | 85 | 32 | 71 | 58 | 787 |
| 36 SWITZERLAND | - | - | - | - | - | - | - | - | - | - | - | - | - |
| 38 AUSTRIA | - | - | - | - | - | - | - | - | - | - | - | - | - |
| 48 YUGOSLAVIA | - | - | - | - | - | - | - | - | - | - | - | - | - |
| 56 USSR | - | - | - | - | - | - | - | - | - | - | - | - | - |
| 58 GERMAN DR | - | - | - | - | - | - | - | - | - | - | - | - | - |
| 60 POLAND | - | - | - | - | - | - | - | - | - | - | - | - | - |
| 62 CZECHOSLOVAKIA | - | - | - | - | - | - | - | - | - | - | - | - | - |
| 64 HUNGARY | - | - | - | - | - | - | - | - | - | - | - | - | - |
| 66 RUMANIA | - | - | - | - | - | - | - | - | - | - | - | - | - |
| 68 BULGARIA | - | - | - | - | - | - | - | - | - | - | - | - | - |
| 71 TOTAL STATE TRADING | - | - | - | - | - | - | - | - | - | - | - | - | - |
| 76 OTHER EUROP. COUNTRIES | - | - | - | - | - | - | - | - | - | - | - | - | - |
| 82 USA | - | - | - | - | - | - | - | - | - | - | - | - | - |
| 85 OTHER COUNTRIES | - | - | - | - | - | - | - | - | - | - | - | - | - |
| 88 TOTAL THIRD COUNTRIES | - | - | - | - | - | - | - | - | - | - | - | - | - |
| 90 ZUSAMMEN-TOTAAL-TOTAL C | 18 | 45 | 71 | 86 | 66 | 59 | 114 | 82 | 85 | 32 | 71 | 58 | 787 |
| 95 A+B+C | 45 | 104 | 157 | 183 | 172 | 147 | 244 | 162 | 184 | 96 | 150 | 118 | 1761 |

B I N N E N W A S S E R - B I N N E N W A T E R E N - V O I E N A V I G A B L E 1.6.07:1 (9)
 INNERSTAATLICHER UND GRENZUEBERSCHREITENDER VERKEHR NACH RELATION UND MONAT EUR
 BINNENLANDS EN INTERNATIONAAL VERVOER NAAR RELATIE EN MAAND 1985
 TRAFIC NATIONAL ET INTERNATIONAL PAR RELATION ET MOIS 1000 T

| RELATION-RELATIE | 01 | 02 | 03 | 04 | 05 | 06 | 07 | 08 | 09 | 10 | 11 | 12 | 01-12 |
|---|-------|-------|-------|-------|-------|-------|-------|-------|-------|-------|-------|-------|--------|
| A. INNERSTAATLICH BINNENLAND NATIONAL | 9572 | 10688 | 16249 | 16667 | 17527 | 16721 | 14748 | 16463 | 16551 | 18574 | 16423 | 15527 | 185710 |
| B. EMPFANG AUS: AANVOER UIT: RECEPTIONS DE: | | | | | | | | | | | | | |
| 01 BR DEUTSCHLAND | 1871 | 2467 | 3597 | 3836 | 3763 | 3869 | 3143 | 3751 | 3621 | 3381 | 2951 | 2940 | 39188 |
| 02 FRANCE | 608 | 969 | 1536 | 1483 | 1566 | 1776 | 1556 | 1533 | 1628 | 1308 | 1205 | 1106 | 16273 |
| 03 ITALIA | - | - | - | - | - | - | - | - | - | - | - | - | - |
| 04 NEDERLAND | 7105 | 7101 | 8454 | 9351 | 9435 | 9671 | 9123 | 9741 | 9135 | 7400 | 7672 | 9570 | 103758 |
| 05 BELGIQUE/BELGIE | 1470 | 1701 | 2386 | 1788 | 1921 | 3065 | 2182 | 2642 | 2914 | 2284 | 2618 | 2754 | 27226 |
| 06 LUXEMBOURG | 14 | 43 | 65 | 83 | 69 | 45 | 113 | 84 | 87 | 36 | 62 | 62 | 764 |
| 07 UNITED KINGDOM | 14 | 47 | 42 | 37 | 35 | 45 | 33 | 23 | 24 | 9 | 3 | 17 | 330 |
| 08 IRELAND | - | 0 | 0 | 1 | 1 | - | 2 | - | 1 | - | - | - | 6 |
| 09 DANMARK | 9 | 14 | 16 | 18 | 19 | 20 | 11 | 10 | 20 | 23 | 11 | 11 | 181 |
| 10 HELLAS | - | - | - | - | - | - | - | - | - | - | - | - | - |
| 20 EUR | 11092 | 12343 | 16096 | 16597 | 16808 | 18493 | 16161 | 17783 | 17429 | 14441 | 14522 | 16460 | 188225 |
| 36 SWITZERLAND | 33 | 28 | 59 | 75 | 62 | 63 | 79 | 51 | 52 | 58 | 52 | 50 | 661 |
| 38 AUSTRIA | 4 | 14 | 47 | 38 | 31 | 35 | 28 | 21 | 25 | 28 | 22 | 35 | 326 |
| 48 YUGOSLAVIA | 2 | 12 | 24 | 53 | 45 | 46 | 34 | 35 | 34 | 10 | 27 | 34 | 357 |
| 56 USSR | - | 0 | 0 | 1 | 7 | 2 | 3 | 4 | 4 | 0 | 7 | 18 | 46 |
| 58 GERMAN DR | 44 | 46 | 233 | 338 | 375 | 301 | 294 | 266 | 278 | 272 | 220 | 197 | 2863 |
| 60 POLAND | 2 | 2 | 2 | 32 | 134 | 113 | 102 | 93 | 86 | 99 | 103 | 46 | 815 |
| 62 CZECHOSLOVAKIA | 14 | 12 | 46 | 59 | 50 | 42 | 54 | 36 | 49 | 45 | 40 | 57 | 505 |
| 64 HUNGARY | 4 | 9 | 30 | 23 | 19 | 12 | 14 | 24 | 22 | 13 | 20 | 25 | 216 |
| 66 RUMANIA | 1 | 5 | 6 | 17 | 21 | 17 | 10 | 22 | 14 | 2 | 11 | 23 | 149 |
| 68 BULGARIA | - | 5 | 4 | 3 | 5 | 3 | 10 | 5 | 7 | 8 | 8 | 13 | 70 |
| 71 TOTAL STATE TRADING | 66 | 91 | 346 | 525 | 657 | 536 | 521 | 485 | 495 | 449 | 435 | 413 | 5020 |
| 76 OTHER EUROP. COUNTRIES | 24 | 46 | 43 | 43 | 77 | 42 | 55 | 45 | 43 | 3 | 4 | 21 | 445 |
| 82 USA | 2 | 2 | 2 | 1 | 1 | 2 | 1 | 2 | 3 | 1 | 2 | 0 | 18 |
| 85 OTHER COUNTRIES | - | - | - | 2 | 3 | 4 | 3 | 6 | 5 | 5 | 6 | 4 | 36 |
| 88 TOTAL THIRD COUNTRIES | 129 | 180 | 496 | 685 | 831 | 682 | 686 | 608 | 623 | 543 | 520 | 523 | 6507 |
| 90 ZUSAMMEN-TOTAAL-TOTAL B | 11221 | 12523 | 16592 | 17282 | 17639 | 19176 | 16847 | 18391 | 18052 | 14984 | 15042 | 16982 | 194732 |

B I N N E N W A S S E R - B I N N E N W A T E R E N - V O I E N A V I G A B L E 1.6.07:2 (9)
 INNERSTAATLICHER UND GRENZUEBERSCHREITENDER VERKEHR NACH RELATION UND MONAT EUR
 BINNENLANDS EN INTERNATIONAAL VERVOER NAAR RELATIE EN MAAND 1985
 TRAFIC NATIONAL ET INTERNATIONAL PAR RELATION ET MOIS 1000 T

| RELATION-RELATIE | 01 | 02 | 03 | 04 | 05 | 06 | 07 | 08 | 09 | 10 | 11 | 12 | 01-12 |
|--|-------|-------|-------|-------|-------|-------|-------|-------|-------|-------|-------|-------|--------|
| C. VERSAND NAAR: AANVOER NAAR: EXPEDITIONS VERS: | | | | | | | | | | | | | |
| 01 BR DEUTSCHLAND | 6836 | 6319 | 7768 | 7742 | 8907 | 9223 | 8800 | 9046 | 8053 | 7073 | 7137 | 6604 | 93508 |
| 02 FRANCE | 526 | 794 | 911 | 952 | 916 | 1120 | 891 | 938 | 949 | 756 | 893 | 762 | 10407 |
| 03 ITALIA | - | - | - | - | - | - | - | - | - | - | - | - | - |
| 04 NEDERLAND | 2001 | 2470 | 3953 | 3783 | 4296 | 4269 | 3311 | 4482 | 4394 | 4306 | 3600 | 3233 | 44099 |
| 05 BELGIQUE/BELGIE | 2119 | 2688 | 3688 | 3013 | 2991 | 4482 | 2665 | 2846 | 3859 | 2900 | 3461 | 3737 | 38448 |
| 06 LUXEMBOURG | 26 | 49 | 93 | 88 | 91 | 95 | 112 | 82 | 86 | 54 | 88 | 61 | 922 |
| 07 UNITED KINGDOM | 44 | 86 | 96 | 115 | 91 | 110 | 113 | 90 | 85 | 21 | 13 | 38 | 902 |
| 08 IRELAND | 2 | - | 4 | 6 | 6 | 9 | - | 2 | 3 | - | - | 2 | 32 |
| 09 DANMARK | 5 | 14 | 12 | 22 | 20 | 24 | 21 | 11 | 12 | 6 | 4 | 5 | 157 |
| 10 HELLAS | - | - | - | - | - | - | - | - | - | - | - | - | - |
| 20 EUR | 11559 | 12419 | 16524 | 15720 | 17317 | 19331 | 15914 | 17496 | 17442 | 15116 | 15196 | 14442 | 188476 |
| 36 SWITZERLAND | 463 | 463 | 610 | 632 | 770 | 806 | 725 | 750 | 803 | 520 | 548 | 559 | 7649 |
| 38 AUSTRIA | 10 | 30 | 127 | 124 | 129 | 138 | 104 | 106 | 68 | 43 | 62 | 75 | 1017 |
| 48 YUGOSLAVIA | - | - | 0 | 3 | 11 | 19 | 24 | 8 | 1 | 1 | 1 | 3 | 71 |
| 56 USSR | 0 | 3 | 5 | 10 | 12 | 9 | 9 | 5 | 5 | 1 | 1 | 6 | 81 |
| 58 GERMAN DR | 11 | 90 | 326 | 329 | 335 | 371 | 403 | 338 | 309 | 313 | 327 | 222 | 3372 |
| 60 POLAND | - | - | 1 | 3 | 3 | 43 | 4 | 5 | 12 | 15 | 7 | 8 | 102 |
| 62 CZECHOSLOVAKIA | 8 | 23 | 58 | 52 | 68 | 55 | 38 | 52 | 53 | 29 | 38 | 64 | 539 |
| 64 HUNGARY | - | - | 0 | 1 | 1 | 6 | 1 | 1 | 2 | - | - | - | 13 |
| 66 RUMANIA | - | - | 3 | 1 | 3 | 3 | 2 | 0 | 1 | 1 | 1 | 2 | 17 |
| 68 BULGARIA | - | 1 | 2 | 4 | 3 | 5 | 13 | 6 | 7 | 2 | 3 | 6 | 52 |
| 71 TOTAL STATE TRADING | 19 | 117 | 395 | 404 | 436 | 511 | 494 | 421 | 391 | 361 | 388 | 310 | 4247 |
| 76 OTHER EUROP. COUNTRIES | 18 | 55 | 67 | 61 | 81 | 77 | 77 | 66 | 61 | 6 | 9 | 22 | 601 |
| 82 USA | - | 0 | - | - | - | - | - | - | - | - | - | - | 0 |
| 85 OTHER COUNTRIES | - | - | - | - | - | - | - | - | - | 0 | - | - | 0 |
| 88 TOTAL THIRD COUNTRIES | 511 | 665 | 1199 | 1222 | 1417 | 1531 | 1401 | 1342 | 1322 | 931 | 1006 | 967 | 13515 |
| 90 ZUSAMMEN-TOTAAL-TOTAL C | 12069 | 13084 | 17723 | 16943 | 18734 | 20862 | 17315 | 18838 | 18765 | 16047 | 16202 | 15409 | 201991 |
| 96 A + B + C (THIRD COUNTRY) | 21304 | 23875 | 34040 | 35171 | 36583 | 37428 | 32996 | 36197 | 35926 | 34490 | 32472 | 33476 | 393957 |
| 97 B + C (THIRD COUNTRIES) | 11732 | 13187 | 17791 | 18504 | 19056 | 20707 | 18248 | 19734 | 19375 | 15916 | 16049 | 17949 | 208247 |

B I N N E N W A S S E R - B I N N E N W A T E R E N - V O I E N A V I G A B L E 2.1.01:1 (5A)
 GRENZUEBERSCHREITENDER VERKEHR NACH LAND UND GUETERGRUPPE BR DEUTSCHLAND
 INTERNATIONAAL VERVOER NAAR LAND EN GOEDERENGROEP 1985
 TRAFIC INTERNATIONAL PAR PAYS ET GROUPE DE MARCHANDISES 1000 T

| LAND - PAYS | GUETERGRUPPE | | | | GOEDERENGROEP | | | | GROUPE DE MARCHANDISES | | | | |
|---|--------------|----|----|-----|---------------|------|------|------|------------------------|-------|-------|------|------|
| | 01 | 02 | 03 | 04 | 05 | 06 | 07 | 08 | 09 | 10 | 11 | 12 | 13 |
| A. EMPFANG AUS: AANVOER UIT: RECEPTIONS DE: | | | | | | | | | | | | | |
| 01 BR DEUTSCHLAND | - | - | - | - | - | - | - | - | - | - | - | - | - |
| 02 FRANCE | 1629 | 3 | - | 0 | - | 131 | 337 | 67 | - | 916 | 18 | - | 243 |
| 03 ITALIA | - | - | - | - | - | - | - | - | - | - | - | - | - |
| 04 NEDERLAND | 717 | 24 | - | 195 | 23 | 3614 | 2752 | 3489 | 20 | 17654 | 32651 | 2371 | 2029 |
| 05 BELGIQUE/BELGIE | 697 | 1 | - | 18 | 16 | 140 | 151 | 765 | - | 2875 | 316 | 224 | 1188 |
| 06 LUXEMBOURG | 13 | - | - | - | - | 1 | - | 10 | - | 0 | 1 | - | 21 |
| 07 UNITED KINGDOM | 15 | - | - | 3 | 0 | 3 | 67 | 35 | - | 12 | 58 | 5 | 27 |
| 08 IRELAND | - | - | - | - | - | - | - | - | - | - | - | - | - |
| 09 DANMARK | 90 | - | - | - | - | 7 | 14 | - | - | - | 7 | 0 | 26 |
| 10 HELLAS | - | - | - | - | - | - | - | - | - | - | - | - | - |
| 20 EUR | 3161 | 27 | - | 216 | 39 | 3894 | 3321 | 4366 | 20 | 21456 | 33050 | 2601 | 3533 |
| 36 SWITZERLAND | 2 | - | - | - | - | 1 | 2 | 1 | - | 158 | 4 | 13 | 105 |
| 38 AUSTRIA | - | - | - | - | - | - | - | - | - | 27 | - | - | 294 |
| 48 YUGOSLAVIA | - | - | - | - | - | - | 0 | - | - | 79 | - | 71 | 89 |
| 56 USSR | - | - | - | - | 1 | 0 | - | - | - | 1 | 6 | - | 9 |
| 58 GERMAN DR | 361 | - | - | - | - | 1 | 8 | 353 | - | 9 | 10 | 10 | 188 |
| 60 POLAND | 2 | 0 | - | 18 | - | 5 | 9 | 400 | - | 14 | 3 | 1 | 124 |
| 62 CZECHOSLOVAKIA | - | 0 | - | 0 | 0 | 35 | 0 | 3 | - | 3 | 1 | 1 | 292 |
| 64 HUNGARY | - | - | - | - | 0 | 13 | - | - | - | 75 | - | 2 | 74 |
| 66 RUMANIA | - | - | - | - | - | - | - | - | - | 6 | - | - | 49 |
| 68 BULGARIA | - | 0 | - | - | 1 | 16 | 1 | - | - | 17 | 0 | 3 | 12 |
| 71 TOTAL STATE TRADING | 363 | 1 | - | 18 | 2 | 69 | 18 | 755 | - | 204 | 21 | 88 | 837 |
| 76 OTHER EUROP. COUNTRIES | 4 | - | - | 50 | - | 0 | 5 | - | - | 1 | 4 | 4 | 262 |
| 82 USA | - | - | - | - | - | - | - | - | - | - | - | - | - |
| 85 OTHER COUNTRIES | - | - | - | - | - | - | - | - | - | - | - | - | - |
| 88 TOTAL THIRD COUNTRIES | 370 | 1 | - | 68 | 2 | 70 | 24 | 757 | - | 391 | 29 | 104 | 1498 |
| 90 ZUSAMMEN-TOTAAL-TOTAL A | 3531 | 28 | - | 284 | 42 | 3965 | 3345 | 5123 | 20 | 21847 | 33079 | 2705 | 5031 |

B I N N E N W A S S E R - B I N N E N W A T E R E N - V O I E N A V I G A B L E 2.1.01:2 (5A)
 GRENZUEBERSCHREITENDER VERKEHR NACH LAND UND GUETERGRUPPE BR DEUTSCHLAND
 INTERNATIONAAL VERVOER NAAR LAND EN GOEDERENGROEP 1985
 TRAFIC INTERNATIONAL PAR PAYS ET GROUPE DE MARCHANDISES 1000 T

| LAND - PAYS | GUETERGRUPPE | | | | GOEDERENGROEP | | | | GROUPE DE MARCHANDISES | | | | |
|---|--------------|-------|------|-----|---------------|-----|-----|----|------------------------|-----|-----|-------|--|
| | 14 | 15 | 16 | 17 | 18 | 19 | 20 | 21 | 22 | 23 | 24 | 01-24 | |
| A. EMPFANG AUS: AANVOER UIT: RECEPTIONS DE: | | | | | | | | | | | | | |
| 01 BR DEUTSCHLAND | - | - | - | - | - | - | - | - | - | - | - | - | |
| 02 FRANCE | 10 | 5603 | 22 | 2 | 11 | 3 | 0 | 2 | - | - | - | 8994 | |
| 03 ITALIA | - | - | - | - | - | - | - | - | - | - | - | - | |
| 04 NEDERLAND | 117 | 3006 | 1323 | 616 | 2438 | 522 | 97 | 7 | 19 | 85 | 331 | 74100 | |
| 05 BELGIQUE/BELGIE | 27 | 678 | 808 | 28 | 629 | 170 | 6 | 3 | 4 | 27 | 35 | 8805 | |
| 06 LUXEMBOURG | 164 | 370 | 46 | - | 1 | - | - | - | 2 | - | - | 628 | |
| 07 UNITED KINGDOM | 0 | 78 | - | - | 3 | 0 | 1 | 0 | 0 | 0 | 19 | 325 | |
| 08 IRELAND | 6 | - | - | - | - | - | - | - | - | - | - | 6 | |
| 09 DANMARK | 1 | 2 | 1 | - | 0 | - | - | - | - | 3 | - | 151 | |
| 10 HELLAS | - | - | - | - | - | - | - | - | - | - | - | - | |
| 20 EUR | 325 | 9738 | 2202 | 645 | 3081 | 694 | 103 | 12 | 24 | 115 | 385 | 93008 | |
| 36 SWITZERLAND | - | 33 | - | - | 3 | - | 1 | 1 | 5 | 0 | 1 | 331 | |
| 38 AUSTRIA | - | 3 | 1 | - | 0 | - | 0 | - | - | 0 | 0 | 326 | |
| 48 YUGOSLAVIA | 2 | 87 | 24 | - | 3 | - | 0 | - | - | 2 | - | 357 | |
| 56 USSR | - | 16 | 3 | - | 6 | - | - | 0 | - | - | 2 | 46 | |
| 58 GERMAN DR | 34 | 1621 | 88 | - | 9 | - | 1 | 1 | 1 | 6 | - | 2700 | |
| 60 POLAND | 11 | 196 | - | - | 3 | 0 | 3 | 5 | - | 3 | - | 794 | |
| 62 CZECHOSLOVAKIA | 6 | 51 | 18 | 0 | 20 | 2 | 24 | 6 | 17 | 23 | 2 | 505 | |
| 64 HUNGARY | 2 | 6 | 43 | - | 1 | - | - | - | 0 | - | 0 | 216 | |
| 66 RUMANIA | 8 | 2 | 60 | - | 16 | - | - | - | - | 7 | - | 149 | |
| 68 BULGARIA | 2 | - | - | - | 4 | 1 | 2 | 0 | - | 1 | 10 | 70 | |
| 71 TOTAL STATE TRADING | 63 | 1980 | 235 | 0 | 61 | 3 | 30 | 12 | 18 | 42 | 14 | 4835 | |
| 76 OTHER EUROP. COUNTRIES | 8 | 10 | - | - | 16 | 35 | 0 | 0 | - | 45 | 1 | 444 | |
| 82 USA | - | - | - | - | - | - | - | - | - | - | - | - | |
| 85 OTHER COUNTRIES | - | - | - | - | - | - | - | - | - | - | - | - | |
| 88 TOTAL THIRD COUNTRIES | 71 | 2027 | 237 | 0 | 80 | 38 | 31 | 12 | 23 | 87 | 15 | 5936 | |
| 90 ZUSAMMEN-TOTAAL-TOTAL A | 396 | 11764 | 2438 | 645 | 3161 | 732 | 134 | 24 | 47 | 202 | 400 | 98944 | |

BINNENWASSER - BINNENWATEREN - VOIE NAVIGABLE 2.1.01:3 (5A)
 GRENZUEBERSCHREITENDER VERKEHR NACH LAND UND GUETERGRUPPE BR DEUTSCHLAND
 INTERNATIONAAL VERVOER NAAR LAND EN GOEDERENGROEP 1985
 TRAFIC INTERNATIONAL PAR PAYS ET GROUPE DE MARCHANDISES 1000 T

| LAND - PAYS | GUETERGRUPPE - GOEDERENGROEP - GROUPE DE MARCHANDISES | | | | | | | | | | | | |
|---|---|----|----|-----|----|------|------|-------|----|-------|-------|------|-------|
| | 01 | 02 | 03 | 04 | 05 | 06 | 07 | 08 | 09 | 10 | 11 | 12 | 13 |
| B. VERSAND NACH: AFVOER NAAR: EXPEDITIONS VERS: | | | | | | | | | | | | | |
| 01 BR DEUTSCHLAND | - | - | - | - | - | - | - | - | - | - | - | - | - |
| 02 FRANCE | 48 | 0 | - | 0 | - | 13 | 15 | 1472 | - | 304 | 387 | 73 | 171 |
| 03 ITALIA | - | - | - | - | - | - | - | - | - | - | - | - | - |
| 04 NEDERLAND | 265 | 24 | 20 | 45 | 4 | 889 | 303 | 2405 | 1 | 546 | 326 | 32 | 1638 |
| 05 BELGIQUE/BELGIE | 422 | - | - | 7 | 10 | 328 | 78 | 588 | - | 484 | 115 | 62 | 3194 |
| 06 LUXEMBOURG | 2 | - | - | - | - | 0 | - | 270 | - | 4 | 55 | - | 8 |
| 07 UNITED KINGDOM | - | - | - | - | 5 | 14 | 1 | 404 | - | - | 0 | 2 | 345 |
| 08 IRELAND | - | - | - | - | - | - | - | 20 | - | - | - | - | 6 |
| 09 DANMARK | 1 | - | - | - | - | 1 | - | 3 | - | - | - | 0 | 128 |
| 10 HELLAS | - | - | - | - | - | - | - | - | - | - | - | - | - |
| 20 EUR | 739 | 24 | 20 | 52 | 19 | 1245 | 398 | 5161 | 1 | 1337 | 884 | 170 | 5490 |
| 36 SWITZERLAND | 9 | - | - | 1 | 1 | 23 | 2 | 141 | - | 1078 | 188 | 2 | 358 |
| 38 AUSTRIA | 1 | - | - | - | - | - | - | 477 | - | 36 | 495 | - | 0 |
| 48 YUGOSLAVIA | - | - | - | 1 | - | - | - | 3 | - | 0 | 2 | - | 63 |
| 56 USSR | 0 | - | - | 7 | 3 | 1 | - | - | - | - | - | 0 | 42 |
| 58 GERMAN DR | 12 | 1 | - | - | - | 3 | 353 | 107 | - | 1 | 264 | 40 | 35 |
| 60 POLAND | 40 | - | - | - | - | 12 | - | 2 | - | - | - | - | 12 |
| 62 CZECHOSLOVAKIA | 7 | - | - | 1 | 11 | 10 | 263 | - | - | - | 22 | 23 | 6 |
| 64 HUNGARY | - | - | - | 1 | - | 2 | - | - | - | - | - | - | 0 |
| 66 RUMANIA | - | - | - | 6 | - | 3 | - | 1 | - | 5 | - | - | 0 |
| 68 BULGARIA | 9 | - | - | 0 | 1 | 3 | 0 | - | - | 1 | - | 2 | 3 |
| 71 TOTAL STATE TRADING | 68 | 1 | - | 16 | 15 | 33 | 616 | 113 | 9 | 287 | 65 | 159 | |
| 76 OTHER EUROP. COUNTRIES | - | - | - | 2 | - | 9 | - | 88 | - | - | 17 | 13 | 323 |
| 82 USA | - | - | - | - | - | - | - | - | - | - | - | - | - |
| 85 OTHER COUNTRIES | - | - | - | - | - | - | - | - | - | - | - | - | - |
| 88 TOTAL THIRD COUNTRIES | 78 | 1 | - | 19 | 15 | 65 | 618 | 819 | - | 1123 | 988 | 81 | 840 |
| 90 ZUSAMMEN-TOTAAL-TOTAL B | 816 | 25 | 20 | 71 | 34 | 1310 | 1016 | 5980 | 1 | 2461 | 1872 | 251 | 6330 |
| 95 INSG.-TOTAAL-TOTAL A+B | 4347 | 53 | 20 | 355 | 75 | 5275 | 4361 | 11103 | 21 | 24308 | 34951 | 2956 | 11361 |

BINNENWASSER - BINNENWATEREN - VOIE NAVIGABLE 2.1.01:4 (5A)
 GRENZUEBERSCHREITENDER VERKEHR NACH LAND UND GUETERGRUPPE BR DEUTSCHLAND
 INTERNATIONAAL VERVOER NAAR LAND EN GOEDERENGROEP 1985
 TRAFIC INTERNATIONAL PAR PAYS ET GROUPE DE MARCHANDISES 1000 T

| LAND - PAYS | GUETERGRUPPE - GOEDERENGROEP - GROUPE DE MARCHANDISES | | | | | | | | | | | | |
|---|---|-------|------|-----|------|-----|-----|-----|----|-----|------|--------|--|
| | 14 | 15 | 16 | 17 | 18 | 19 | 20 | 21 | 22 | 23 | 24 | 01-24 | |
| B. VERSAND NACH: AFVOER NAAR: EXPEDITIONS VERS: | | | | | | | | | | | | | |
| 01 BR DEUTSCHLAND | - | - | - | - | - | - | - | - | - | - | - | - | |
| 02 FRANCE | 9 | 345 | 69 | 24 | 206 | 2 | 0 | 2 | - | 0 | 14 | 3156 | |
| 03 ITALIA | - | - | - | - | - | - | - | - | - | - | - | - | |
| 04 NEDERLAND | 648 | 13917 | 451 | 83 | 2968 | 0 | 206 | 44 | 7 | 36 | 721 | 25578 | |
| 05 BELGIQUE/BELGIE | 50 | 1595 | 1099 | 44 | 1301 | 1 | 66 | 40 | 3 | 16 | 330 | 9833 | |
| 06 LUXEMBOURG | - | 60 | 1 | - | - | - | - | - | - | - | - | 399 | |
| 07 UNITED KINGDOM | - | 2 | 10 | - | 13 | - | 8 | 3 | - | 8 | 86 | 901 | |
| 08 IRELAND | 1 | - | - | - | - | - | - | - | - | - | 2 | 29 | |
| 09 DANMARK | 0 | - | 6 | - | 2 | - | 0 | 3 | - | - | 1 | 144 | |
| 10 HELLAS | - | - | - | - | - | - | - | - | - | - | - | - | |
| 20 EUR | 707 | 15919 | 1635 | 152 | 4489 | 4 | 279 | 93 | 10 | 60 | 1154 | 40040 | |
| 36 SWITZERLAND | 6 | 110 | 3 | - | 32 | 3 | 1 | 2 | - | 1 | 5 | 1964 | |
| 38 AUSTRIA | - | - | 3 | - | 2 | - | 0 | - | - | - | 1 | 1017 | |
| 48 YUGOSLAVIA | 1 | 0 | 0 | - | 1 | - | 1 | - | - | 0 | 0 | 71 | |
| 56 USSR | 1 | 1 | 0 | - | 14 | 2 | 2 | 2 | 0 | 4 | 0 | 81 | |
| 58 GERMAN DR | - | 2447 | 8 | - | - | - | - | - | - | - | - | 3268 | |
| 60 POLAND | - | 1 | 13 | - | 3 | - | - | 1 | - | - | - | 85 | |
| 62 CZECHOSLOVAKIA | 1 | 2 | 188 | - | 2 | - | 2 | 0 | 0 | 1 | 2 | 539 | |
| 64 HUNGARY | - | - | 5 | - | - | - | 0 | 0 | - | - | - | 13 | |
| 66 RUMANIA | - | - | - | - | - | - | 0 | 0 | - | 0 | 1 | 17 | |
| 68 BULGARIA | 0 | 1 | - | - | 13 | 0 | 12 | 1 | 0 | 2 | 2 | 52 | |
| 71 TOTAL STATE TRADING | 3 | 2453 | 214 | - | 34 | 2 | 19 | 4 | 0 | 7 | 5 | 4124 | |
| 76 OTHER EUROP. COUNTRIES | 0 | 48 | 12 | - | 46 | - | 3 | 8 | - | 0 | 29 | 596 | |
| 82 USA | - | - | - | - | - | - | - | - | - | - | - | - | |
| 85 OTHER COUNTRIES | - | - | - | - | - | - | - | - | - | - | - | - | |
| 88 TOTAL THIRD COUNTRIES | 8 | 2610 | 231 | - | 115 | 5 | 23 | 14 | 0 | 7 | 40 | 7701 | |
| 90 ZUSAMMEN-TOTAAL-TOTAL B | 716 | 18529 | 1866 | 152 | 4605 | 9 | 302 | 106 | 10 | 67 | 1194 | 47742 | |
| 95 INSG.-TOTAAL-TOTAL A+B | 1111 | 30293 | 4305 | 797 | 7766 | 741 | 436 | 130 | 57 | 269 | 1594 | 146686 | |

B I N N E N W A S S E R - B I N N E N W A T E R E N - V O I E N A V I G A B L E 2.1.02:1 (5A)

GRENZUEBERSCHREITENDER VERKEHR NACH LAND UND GUETERGRUPPE FRANCE

INTERNATIONAAL VERVOER NAAR LAND EN GOEDERENGROEP 1985

TRAFIC INTERNATIONAL PAR PAYS ET GROUPE DE MARCHANDISES 1000 T

| LAND - PAYS | GUETERGRUPPE - GOEDERENGROEP - GROUPE DE MARCHANDISES | | | | | | | | | | | | |
|---|---|----|----|----|----|-----|-----|------|----|-----|------|-----|-----|
| | 01 | 02 | 03 | 04 | 05 | 06 | 07 | 08 | 09 | 10 | 11 | 12 | 13 |
| A. EMPFANG AUS: AANVOER UIT: RECEPTIONS DE: | | | | | | | | | | | | | |
| 01 BR DEUTSCHLAND | 48 | - | - | - | - | 22 | 8 | 1450 | - | 377 | 321 | 93 | 175 |
| 02 FRANCE | - | - | - | - | - | - | - | - | - | - | - | - | - |
| 03 ITALIA | - | - | - | - | - | - | - | - | - | - | - | - | - |
| 04 NEDERLAND | 169 | 1 | - | 6 | 1 | 113 | 87 | 510 | - | 382 | 1060 | 147 | 246 |
| 05 BELGIQUE/BELGIE | 222 | 0 | - | 3 | 0 | 209 | 15 | 181 | - | 181 | 270 | 345 | 359 |
| 06 LUXEMBOURG | - | - | - | - | - | - | - | 2 | - | - | - | - | 4 |
| 07 UNITED KINGDOM | - | - | - | - | - | - | - | - | - | - | - | - | - |
| 08 IRELAND | - | - | - | - | - | - | - | - | - | - | - | - | - |
| 09 DANMARK | - | - | - | - | - | - | - | - | - | - | - | - | - |
| 10 HELLAS | - | - | - | - | - | - | - | - | - | - | - | - | - |
| 20 EUR | 439 | 2 | - | 9 | 1 | 344 | 110 | 2143 | - | 941 | 1651 | 585 | 784 |
| 36 SWITZERLAND | - | - | - | 0 | - | - | - | - | - | 2 | 2 | - | 3 |
| 38 AUSTRIA | - | - | - | - | - | - | - | - | - | - | - | - | - |
| 48 YUGOSLAVIA | - | - | - | - | - | - | - | - | - | - | - | - | - |
| 56 USSR | - | - | - | - | - | - | - | - | - | - | - | - | - |
| 58 GERMAN DR | - | - | - | - | - | - | - | - | - | - | - | - | - |
| 60 POLAND | - | - | - | - | - | - | - | - | - | - | - | - | - |
| 62 CZECHOSLOVAKIA | - | - | - | - | - | - | - | - | - | - | - | - | - |
| 64 HUNGARY | - | - | - | - | - | - | - | - | - | - | - | - | - |
| 66 RUMANIA | - | - | - | - | - | - | - | - | - | - | - | - | - |
| 68 BULGARIA | - | - | - | - | - | - | - | - | - | - | - | - | - |
| 71 TOTAL STATE TRADING | - | - | - | - | - | - | - | - | - | - | - | - | - |
| 76 OTHER EUROP. COUNTRIES | - | - | - | - | - | - | - | - | - | - | - | - | - |
| 82 USA | - | - | - | - | - | - | - | - | - | - | - | - | - |
| 85 OTHER COUNTRIES | - | - | - | - | - | - | - | - | - | - | - | - | - |
| 88 TOTAL THIRD COUNTRIES | - | - | - | 0 | - | - | - | - | - | 2 | 2 | - | 3 |
| 90 ZUSAMMEN-TOTAAL-TOTAL A | 439 | 2 | - | 9 | 1 | 344 | 110 | 2143 | - | 942 | 1653 | 585 | 787 |

B I N N E N W A S S E R - B I N N E N W A T E R E N - V O I E N A V I G A B L E 2.1.02:2 (5A)

GRENZUEBERSCHREITENDER VERKEHR NACH LAND UND GUETERGRUPPE FRANCE

INTERNATIONAAL VERVOER NAAR LAND EN GOEDERENGROEP 1985

TRAFIC INTERNATIONAL PAR PAYS ET GROUPE DE MARCHANDISES 1000 T

| LAND - PAYS | GUETERGRUPPE - GOEDERENGROEP - GROUPE DE MARCHANDISES | | | | | | | | | | | | |
|---|---|------|------|----|-----|-----|----|----|----|----|----|-------|--|
| | 14 | 15 | 16 | 17 | 18 | 19 | 20 | 21 | 22 | 23 | 24 | 01-24 | |
| A. EMPFANG AUS: AANVOER UIT: RECEPTIONS DE: | | | | | | | | | | | | | |
| 01 BR DEUTSCHLAND | - | 356 | 51 | 12 | 177 | 2 | 0 | 0 | - | - | 2 | 3095 | |
| 02 FRANCE | - | - | - | - | - | - | - | - | - | - | - | - | |
| 03 ITALIA | - | - | - | - | - | - | - | - | - | - | - | - | |
| 04 NEDERLAND | 5 | 154 | 481 | 56 | 173 | 75 | 2 | 1 | 0 | 8 | 5 | 3681 | |
| 05 BELGIQUE/BELGIE | - | 810 | 637 | 15 | 52 | 146 | 0 | 0 | 1 | 2 | 1 | 3449 | |
| 06 LUXEMBOURG | - | - | - | - | - | - | - | - | - | - | - | 6 | |
| 07 UNITED KINGDOM | - | - | - | - | - | - | - | - | - | - | - | - | |
| 08 IRELAND | - | - | - | - | - | - | - | - | - | - | - | - | |
| 09 DANMARK | - | - | - | - | - | - | - | - | - | - | - | - | |
| 10 HELLAS | - | - | - | - | - | - | - | - | - | - | - | - | |
| 20 EUR | 5 | 1320 | 1168 | 83 | 402 | 222 | 3 | 1 | 1 | 10 | 8 | 10230 | |
| 36 SWITZERLAND | - | 90 | - | - | 0 | - | 0 | - | - | 0 | 0 | 98 | |
| 38 AUSTRIA | - | - | - | - | - | - | - | - | - | - | - | - | |
| 48 YUGOSLAVIA | - | - | - | - | - | - | - | - | - | - | - | - | |
| 56 USSR | - | - | - | - | - | - | - | - | - | - | - | - | |
| 58 GERMAN DR | - | - | - | - | - | - | - | - | - | - | - | - | |
| 60 POLAND | - | 4 | - | - | - | - | - | - | - | - | - | 4 | |
| 62 CZECHOSLOVAKIA | - | - | - | - | - | - | - | - | - | - | - | - | |
| 64 HUNGARY | - | - | - | - | - | - | - | - | - | - | - | - | |
| 66 RUMANIA | - | - | - | - | - | - | - | - | - | - | - | - | |
| 68 BULGARIA | - | - | - | - | - | - | - | - | - | - | - | - | |
| 71 TOTAL STATE TRADING | - | 4 | - | - | - | - | - | - | - | - | - | 4 | |
| 76 OTHER EUROP. COUNTRIES | - | - | - | - | - | - | - | - | - | - | - | - | |
| 82 USA | - | - | - | - | - | - | - | - | - | - | - | - | |
| 85 OTHER COUNTRIES | - | - | - | - | - | - | - | - | - | - | - | - | |
| 88 TOTAL THIRD COUNTRIES | - | 94 | - | - | 0 | - | 0 | - | - | 0 | 0 | 102 | |
| 90 ZUSAMMEN-TOTAAL-TOTAL A | 5 | 1414 | 1168 | 83 | 402 | 222 | 3 | 1 | 1 | 10 | 9 | 10332 | |

B I N N E N W A S S E R - B I N N E N W A T E R E N - V O I E N A V I G A B L E

2.1.02:3 (5A)

GRENZUEBERSCHREITENDER VERKEHR NACH LAND UND GUETERGRUPPE

FRANCE

INTERNATIONAAL VERVOER NAAR LAND EN GOEDERENGROEP

1985

TRAFIC INTERNATIONAL PAR PAYS ET GROUPE DE MARCHANDISES

1000 T

| LAND - PAYS | GUETERGRUPPE | | | GOEDERENGROEP | | | | GROUPE DE MARCHANDISES | | | | | |
|---|--------------|----|----|---------------|----|------|-----|------------------------|----|------|------|-----|------|
| | 01 | 02 | 03 | 04 | 05 | 06 | 07 | 08 | 09 | 10 | 11 | 12 | 13 |
| B. VERSAND NACH: AFVOER NAAR: EXPEDITIONS VERS: | | | | | | | | | | | | | |
| 01 BR DEUTSCHLAND | 1761 | 17 | - | 1 | - | 105 | 357 | 61 | - | 959 | 3 | 1 | 238 |
| 02 FRANCE | - | - | - | - | - | - | - | - | - | - | - | - | - |
| 03 ITALIA | - | - | - | - | - | - | - | - | - | - | - | - | - |
| 04 NEDERLAND | 1736 | 52 | - | 4 | 0 | 471 | 42 | 19 | - | 27 | 3 | 12 | 101 |
| 05 BELGIQUE/BELGIE | 1741 | 6 | - | 0 | - | 388 | 77 | 13 | - | 9 | 3 | 5 | 587 |
| 06 LUXEMBOURG | - | - | - | - | - | - | - | - | - | 1 | - | - | - |
| 07 UNITED KINGDOM | - | - | - | - | - | - | - | - | - | - | - | - | - |
| 08 IRELAND | - | - | - | - | - | - | - | - | - | - | - | - | - |
| 09 DANMARK | - | - | - | - | - | - | - | - | - | - | - | - | - |
| 10 HELLAS | - | - | - | - | - | - | - | - | - | - | - | - | - |
| 20 EUR | 5238 | 74 | - | 5 | 0 | 965 | 476 | 93 | - | 995 | 8 | 18 | 927 |
| 36 SWITZERLAND | 75 | - | - | - | - | 9 | - | 4 | - | 462 | - | - | 1 |
| 38 AUSTRIA | - | - | - | - | - | - | - | - | - | - | - | - | - |
| 48 YUGOSLAVIA | - | - | - | - | - | - | - | - | - | - | - | - | - |
| 56 USSR | - | - | - | - | - | - | - | - | - | - | - | - | - |
| 58 GERMAN DR | - | - | - | - | - | - | - | - | - | - | - | - | - |
| 60 POLAND | 0 | - | - | - | - | - | - | - | - | - | - | - | - |
| 62 CZECHOSLOVAKIA | - | - | - | - | - | - | - | - | - | - | - | - | - |
| 64 HUNGARY | - | - | - | - | - | - | - | - | - | - | - | - | - |
| 66 RUMANIA | - | - | - | - | - | - | - | - | - | - | - | - | - |
| 68 BULGARIA | - | - | - | - | - | - | - | - | - | - | - | - | - |
| 71 TOTAL STATE TRADING | 0 | - | - | - | - | - | - | - | - | - | - | - | - |
| 76 OTHER EUROP. COUNTRIES | - | - | - | - | - | - | - | - | - | - | - | - | - |
| 82 USA | - | - | - | - | - | - | - | - | - | - | - | - | - |
| 85 OTHER COUNTRIES | - | - | - | - | - | - | - | - | - | - | - | - | - |
| 88 TOTAL THIRD COUNTRIES | 75 | - | - | - | - | 9 | - | 4 | - | 462 | - | - | 1 |
| 90 ZUSAMMEN-TOTAAL-TOTAL B | 5313 | 74 | - | 5 | 0 | 974 | 476 | 97 | - | 1457 | 8 | 18 | 928 |
| 95 INSG.-TOTAAL-TOTAL A+B | 5752 | 75 | - | 14 | 1 | 1318 | 586 | 2240 | - | 2400 | 1661 | 603 | 1715 |

B I N N E N W A S S E R - B I N N E N W A T E R E N - V O I E N A V I G A B L E

2.1.02:4 (5A)

GRENZUEBERSCHREITENDER VERKEHR NACH LAND UND GUETERGRUPPE

FRANCE

INTERNATIONAAL VERVOER NAAR LAND EN GOEDERENGROEP

1985

TRAFIC INTERNATIONAL PAR PAYS ET GROUPE DE MARCHANDISES

1000 T

| LAND - PAYS | GUETERGRUPPE | | | | GOEDERENGROEP | | | | GROUPE DE MARCHANDISES | | | | | |
|---|--------------|-------|------|----|---------------|-----|----|----|------------------------|----|----|-------|--|--|
| | 14 | 15 | 16 | 17 | 18 | 19 | 20 | 21 | 22 | 23 | 24 | 01-24 | | |
| B. VERSAND NACH: AFVOER NAAR: EXPEDITIONS VERS: | | | | | | | | | | | | | | |
| 01 BR DEUTSCHLAND | 6 | 6192 | 18 | - | 18 | 3 | 0 | 4 | - | 0 | 0 | 9745 | | |
| 02 FRANCE | - | - | - | - | - | - | - | - | - | - | - | - | | |
| 03 ITALIA | - | - | - | - | - | - | - | - | - | - | - | - | | |
| 04 NEDERLAND | - | 1373 | 123 | 8 | 13 | 0 | 24 | 8 | 0 | 6 | 1 | 4023 | | |
| 05 BELGIQUE/BELGIE | 1 | 156 | 199 | 0 | 80 | - | 5 | 7 | 0 | 4 | 0 | 3280 | | |
| 06 LUXEMBOURG | - | 244 | 2 | - | - | - | - | - | - | - | - | 247 | | |
| 07 UNITED KINGDOM | - | - | - | - | - | - | - | - | - | - | - | - | | |
| 08 IRELAND | - | - | - | - | - | - | - | - | - | - | - | - | | |
| 09 DANMARK | - | - | - | - | - | - | - | - | - | - | - | - | | |
| 10 HELLAS | - | - | - | - | - | - | - | - | - | - | - | - | | |
| 20 EUR | 7 | 7966 | 342 | 8 | 111 | 3 | 30 | 19 | 0 | 11 | 2 | 17295 | | |
| 36 SWITZERLAND | - | 719 | - | - | 1 | - | - | - | - | - | 0 | 1271 | | |
| 38 AUSTRIA | - | - | - | - | - | - | - | - | - | - | - | - | | |
| 48 YUGOSLAVIA | - | - | - | - | - | - | - | - | - | - | - | - | | |
| 56 USSR | - | - | - | - | - | - | - | - | - | - | - | - | | |
| 58 GERMAN DR | - | - | - | - | - | - | - | - | - | - | - | - | | |
| 60 POLAND | - | - | - | - | - | - | - | - | - | - | - | 0 | | |
| 62 CZECHOSLOVAKIA | - | - | - | - | - | - | - | - | - | - | - | - | | |
| 64 HUNGARY | - | - | - | - | - | - | - | - | - | - | - | - | | |
| 66 RUMANIA | - | - | - | - | - | - | - | - | - | - | - | - | | |
| 68 BULGARIA | - | - | - | - | - | - | - | - | - | - | - | - | | |
| 71 TOTAL STATE TRADING | - | - | - | - | - | - | - | - | - | - | - | 0 | | |
| 76 OTHER EUROP. COUNTRIES | - | - | - | - | - | - | - | - | - | - | - | - | | |
| 82 USA | - | - | - | - | - | - | - | - | - | - | - | - | | |
| 85 OTHER COUNTRIES | - | - | - | - | - | - | - | - | - | - | - | - | | |
| 88 TOTAL THIRD COUNTRIES | - | 719 | - | - | 1 | - | - | - | - | - | 0 | 1271 | | |
| 90 ZUSAMMEN-TOTAAL-TOTAL B | 7 | 8685 | 342 | 8 | 112 | 3 | 30 | 19 | 0 | 11 | 2 | 18566 | | |
| 95 INSG.-TOTAAL-TOTAL A+B | 11 | 10099 | 1510 | 90 | 514 | 225 | 32 | 20 | 1 | 21 | 10 | 28898 | | |

B I N N E N W A S S E R - B I N N E N W A T E R E N - V O I E N A V I G A B L E
 GRENZUEBERSCHREITENDER VERKEHR NACH LAND UND GUETERGRUPPE
 INTERNATIONAAL VERVOER NAAR LAND EN GOEDERENGROEP
 TRAFIC INTERNATIONAL PAR PAYS ET GROUPE DE MARCHANDISES

2.1.04:1 (5A)

NEDERLAND

1985

1000 T

| LAND - PAYS | GUETERGRUPPE - GOEDERENGROEP - GROUPE DE MARCHANDISES | | | | | | | | | | | | |
|---|---|-----|----|----|----|------|-----|------|----|------|-----|----|------|
| | 01 | 02 | 03 | 04 | 05 | 06 | 07 | 08 | 09 | 10 | 11 | 12 | 13 |
| A. EMPFANG AUS: AANVOER UIT: RECEPTIONS DE: | | | | | | | | | | | | | |
| 01 BR DEUTSCHLAND | 268 | 36 | 21 | 45 | 4 | 864 | 316 | 2537 | 2 | 545 | 326 | 32 | 1631 |
| 02 FRANCE | 1698 | 31 | 0 | 8 | 8 | 452 | 35 | 7 | - | 22 | 15 | 2 | 83 |
| 03 ITALIA | - | - | - | - | - | - | - | - | - | - | - | - | - |
| 04 NEDERLAND | - | - | - | - | - | - | - | - | - | - | - | - | - |
| 05 BELGIQUE/BELGIE | 1165 | 51 | - | 15 | 7 | 542 | 106 | 260 | 38 | 1569 | 198 | 18 | 466 |
| 06 LUXEMBOURG | - | - | - | - | - | - | - | 1 | - | - | - | - | 78 |
| 07 UNITED KINGDOM | - | - | - | - | - | - | - | - | - | - | - | - | - |
| 08 IRELAND | - | - | - | - | - | - | - | - | - | - | - | - | - |
| 09 DANMARK | - | - | - | - | - | - | - | - | - | - | - | - | - |
| 10 HELLAS | - | - | - | - | - | - | - | - | - | - | - | - | - |
| 20 EUR | 3132 | 118 | 21 | 67 | 19 | 1857 | 457 | 2805 | 39 | 2136 | 540 | 52 | 2258 |
| 36 SWITZERLAND | - | - | - | 0 | 2 | 7 | 0 | 2 | - | 5 | - | 1 | 31 |
| 38 AUSTRIA | - | - | - | - | - | - | - | - | - | - | - | - | - |
| 48 YUGOSLAVIA | - | - | - | - | - | - | - | - | - | - | - | - | - |
| 56 USSR | - | - | - | - | - | - | - | - | - | - | - | - | - |
| 58 GERMAN DR | - | - | - | - | - | 1 | 5 | 8 | - | - | 0 | 0 | 5 |
| 60 POLAND | - | - | - | - | - | - | - | - | - | - | - | - | - |
| 62 CZECHOSLOVAKIA | - | - | - | - | - | - | - | - | - | - | - | - | - |
| 64 HUNGARY | - | - | - | - | - | - | - | - | - | - | - | - | - |
| 66 RUMANIA | - | - | - | - | - | - | - | - | - | - | - | - | - |
| 68 BULGARIA | - | - | - | - | - | - | - | - | - | - | - | - | - |
| 71 TOTAL STATE TRADING | - | - | - | - | - | 1 | 5 | 8 | - | - | 0 | 0 | 5 |
| 76 OTHER EUROP. COUNTRIES | - | - | - | - | - | - | - | - | - | - | - | - | - |
| 82 USA | - | - | - | - | - | - | - | - | - | - | - | - | - |
| 85 OTHER COUNTRIES | - | - | - | - | - | 1 | - | - | - | - | 2 | 0 | 12 |
| 88 TOTAL THIRD COUNTRIES | - | - | - | 0 | 2 | 9 | 5 | 9 | - | 5 | 3 | 2 | 47 |
| 90 ZUSAMMEN-TOTAAL-TOTAL A | 3132 | 118 | 21 | 68 | 21 | 1866 | 462 | 2815 | 39 | 2142 | 542 | 54 | 2305 |

B I N N E N W A S S E R - B I N N E N W A T E R E N - V O I E N A V I G A B L E
 GRENZUEBERSCHREITENDER VERKEHR NACH LAND UND GUETERGRUPPE
 INTERNATIONAAL VERVOER NAAR LAND EN GOEDERENGROEP
 TRAFIC INTERNATIONAL PAR PAYS ET GROUPE DE MARCHANDISES

2.1.04:2 (5A)

NEDERLAND

1985

1000 T

| LAND - PAYS | GUETERGRUPPE - GOEDERENGROEP - GROUPE DE MARCHANDISES | | | | | | | | | | | | |
|---|---|-------|-----|----|------|----|-----|-----|----|----|------|-------|--|
| | 14 | 15 | 16 | 17 | 18 | 19 | 20 | 21 | 22 | 23 | 24 | 01-24 | |
| A. EMPFANG AUS: AANVOER UIT: RECEPTIONS DE: | | | | | | | | | | | | | |
| 01 BR DEUTSCHLAND | 632 | 13786 | 459 | 83 | 2103 | 0 | 203 | 44 | 7 | 36 | 1573 | 25554 | |
| 02 FRANCE | 4 | 1297 | 103 | 3 | 44 | 0 | 15 | 19 | - | 0 | 16 | 3863 | |
| 03 ITALIA | - | - | - | - | - | - | - | - | - | - | - | - | |
| 04 NEDERLAND | - | - | - | - | - | - | - | - | - | - | - | - | |
| 05 BELGIQUE/BELGIE | 1489 | 5137 | 329 | 8 | 1942 | 94 | 8 | 217 | 1 | 9 | 893 | 14562 | |
| 06 LUXEMBOURG | - | 3 | - | - | - | - | 1 | 2 | - | - | 0 | 85 | |
| 07 UNITED KINGDOM | - | - | - | - | - | - | - | - | - | - | - | - | |
| 08 IRELAND | - | - | - | - | - | - | - | - | - | - | - | - | |
| 09 DANMARK | - | - | - | - | - | - | - | - | - | - | - | - | |
| 10 HELLAS | - | - | - | - | - | - | - | - | - | - | - | - | |
| 20 EUR | 2126 | 20223 | 890 | 94 | 4089 | 94 | 227 | 283 | 8 | 45 | 2482 | 44064 | |
| 36 SWITZERLAND | - | 5 | - | - | 5 | 0 | 24 | 1 | 0 | 2 | 7 | 92 | |
| 38 AUSTRIA | - | - | - | - | - | - | - | - | - | - | - | - | |
| 48 YUGOSLAVIA | - | - | - | - | - | - | - | - | - | - | - | - | |
| 56 USSR | - | - | - | - | - | - | - | - | - | - | - | - | |
| 58 GERMAN DR | - | 33 | 18 | - | 1 | - | - | - | - | - | 1 | 72 | |
| 60 POLAND | - | - | - | - | - | - | - | - | - | - | - | - | |
| 62 CZECHOSLOVAKIA | - | - | - | - | - | - | - | - | - | - | - | - | |
| 64 HUNGARY | - | - | - | - | - | - | - | - | - | - | - | - | |
| 66 RUMANIA | - | - | - | - | - | - | - | - | - | - | - | - | |
| 68 BULGARIA | - | - | - | - | - | - | - | - | - | - | - | - | |
| 71 TOTAL STATE TRADING | - | 33 | 18 | - | 1 | - | - | - | - | - | 1 | 72 | |
| 76 OTHER EUROP. COUNTRIES | - | - | - | - | - | - | - | - | - | - | - | - | |
| 82 USA | - | - | - | - | - | - | - | - | - | - | - | - | |
| 85 OTHER COUNTRIES | 4 | - | - | - | 7 | - | - | - | 7 | - | - | 33 | |
| 88 TOTAL THIRD COUNTRIES | 4 | 38 | 18 | - | 13 | 0 | 24 | 1 | 7 | 2 | 8 | 197 | |
| 90 ZUSAMMEN-TOTAAL-TOTAL A | 2130 | 20261 | 908 | 94 | 4101 | 94 | 251 | 284 | 16 | 48 | 2490 | 44261 | |

B I N N E N W A S S E R - B I N N E N W A T E R E N - V O I E N A V I G A B L E
 GRENZUEBERSCHREITENDER VERKEHR NACH LAND UND GUETERGRUPPE
 INTERNATIONAAL VERVOER NAAR LAND EN GOEDERENGROEP
 TRAFIC INTERNATIONAL PAR PAYS ET GROUPE DE MARCHANDISES

2.1.04:3 (5A)
 NEDERLAND
 1985
 1000 T

| LAND - PAYS | GUETERGRUPPE - GOEDERENGROEP - GROUPE DE MARCHANDISES | | | | | | | | | | | | |
|---|---|-----|----|-----|----|------|------|------|-----|-------|-------|------|------|
| | 01 | 02 | 03 | 04 | 05 | 06 | 07 | 08 | 09 | 10 | 11 | 12 | 13 |
| B. VERSAND NACH: AFVOER NAAR: EXPEDITIONS VERS: | | | | | | | | | | | | | |
| 01 BR DEUTSCHLAND | 733 | 176 | - | 200 | 11 | 4357 | 2351 | 3341 | - | 17160 | 32491 | 2454 | 1902 |
| 02 FRANCE | 185 | 3 | - | 8 | 0 | 157 | 97 | 489 | - | 361 | 1035 | 136 | 203 |
| 03 ITALIA | - | - | - | - | - | - | - | - | - | - | - | - | - |
| 04 NEDERLAND | - | - | - | - | - | - | - | - | - | - | - | - | - |
| 05 BELGIQUE/BELGIE | 415 | 85 | - | 61 | 14 | 1333 | 532 | 877 | 351 | 3784 | 2316 | 71 | 532 |
| 06 LUXEMBOURG | 1 | - | - | - | - | 14 | 1 | 125 | - | 56 | 40 | - | 4 |
| 07 UNITED KINGDOM | - | - | - | - | - | - | - | - | - | - | - | - | - |
| 08 IRELAND | - | - | - | - | - | - | - | - | - | - | - | - | - |
| 09 DANMARK | - | - | - | - | - | - | - | - | - | - | - | - | - |
| 10 HELLAS | - | - | - | - | - | - | - | - | - | - | - | - | - |
| 20 EUR | 1333 | 265 | - | 269 | 26 | 5863 | 2980 | 4832 | 351 | 21361 | 35882 | 2660 | 2640 |
| 36 SWITZERLAND | 265 | 0 | - | 5 | 0 | 103 | 131 | 172 | - | 1381 | 40 | 7 | 278 |
| 38 AUSTRIA | - | - | - | - | - | - | - | - | - | - | - | - | - |
| 48 YUGOSLAVIA | - | - | - | - | - | - | - | - | - | - | - | - | - |
| 56 USSR | - | - | - | - | - | - | - | - | - | - | - | - | - |
| 58 GERMAN DR | 1 | - | - | - | - | - | 1 | - | - | 0 | 44 | - | 30 |
| 60 POLAND | - | - | - | - | - | - | - | - | - | - | - | - | - |
| 62 CZECHOSLOVAKIA | - | - | - | - | - | - | - | - | - | - | - | - | - |
| 64 HUNGARY | - | - | - | - | - | - | - | - | - | - | - | - | - |
| 66 RUMANIA | - | - | - | - | - | - | - | - | - | - | - | - | - |
| 68 BULGARIA | - | - | - | - | - | - | - | - | - | - | - | - | - |
| 71 TOTAL STATE TRADING | 1 | - | - | - | - | - | 1 | - | - | 0 | 44 | - | 30 |
| 76 OTHER EUROP. COUNTRIES | - | - | - | - | - | - | - | - | - | - | - | - | - |
| 82 USA | - | - | - | - | - | - | - | - | - | - | - | - | - |
| 85 OTHER COUNTRIES | - | - | - | - | - | - | - | - | - | - | - | - | - |
| 88 TOTAL THIRD COUNTRIES | 266 | 0 | - | 5 | 0 | 104 | 131 | 172 | - | 1381 | 84 | 7 | 308 |
| 90 ZUSAMMEN-TOTAAL-TOTAL B | 1599 | 265 | - | 274 | 26 | 5967 | 3111 | 5005 | 351 | 22742 | 35966 | 2667 | 2948 |
| 95 INSG.-TOTAAL-TOTAL A+B | 4730 | 383 | 21 | 342 | 47 | 7833 | 3573 | 7820 | 390 | 24883 | 36508 | 2721 | 5253 |

B I N N E N W A S S E R - B I N N E N W A T E R E N - V O I E N A V I G A B L E
 GRENZUEBERSCHREITENDER VERKEHR NACH LAND UND GUETERGRUPPE
 INTERNATIONAAL VERVOER NAAR LAND EN GOEDERENGROEP
 TRAFIC INTERNATIONAL PAR PAYS ET GROUPE DE MARCHANDISES

2.1.04:4 (5A)
 NEDERLAND
 1985
 1000 T

| LAND - PAYS | GUETERGRUPPE - GOEDERENGROEP - GROUPE DE MARCHANDISES | | | | | | | | | | | | |
|---|---|-------|------|-----|-------|-----|-----|-----|----|-----|------|--------|--|
| | 14 | 15 | 16 | 17 | 18 | 19 | 20 | 21 | 22 | 23 | 24 | 01-24 | |
| B. VERSAND NACH: AFVOER NAAR: EXPEDITIONS VERS: | | | | | | | | | | | | | |
| 01 BR DEUTSCHLAND | 151 | 2273 | 1896 | 209 | 3003 | 474 | 91 | 5 | 20 | 90 | 554 | 73943 | |
| 02 FRANCE | 5 | 176 | 464 | 1 | 221 | 76 | 1 | 20 | 0 | 7 | 11 | 3656 | |
| 03 ITALIA | - | - | - | - | - | - | - | - | - | - | - | - | |
| 04 NEDERLAND | - | - | - | - | - | - | - | - | - | - | - | - | |
| 05 BELGIQUE/BELGIE | 18 | 7769 | 1073 | 8 | 4130 | 49 | 31 | 215 | 1 | 20 | 617 | 24302 | |
| 06 LUXEMBOURG | 1 | 5 | 6 | - | - | - | - | - | - | - | 2 | 254 | |
| 07 UNITED KINGDOM | - | - | - | - | - | - | - | - | - | - | - | - | |
| 08 IRELAND | - | - | - | - | - | - | - | - | - | - | - | - | |
| 09 DANMARK | - | - | - | - | - | - | - | - | - | - | - | - | |
| 10 HELLAS | - | - | - | - | - | - | - | - | - | - | - | - | |
| 20 EUR | 174 | 10223 | 3439 | 218 | 7354 | 599 | 123 | 240 | 21 | 117 | 1183 | 102155 | |
| 36 SWITZERLAND | 6 | 115 | 28 | - | 171 | 164 | 7 | 1 | 1 | 1 | 35 | 2911 | |
| 38 AUSTRIA | - | - | - | - | - | - | - | - | - | - | - | - | |
| 48 YUGOSLAVIA | - | - | - | - | - | - | - | - | - | - | - | - | |
| 56 USSR | - | - | - | - | - | - | - | - | - | - | - | - | |
| 58 GERMAN DR | - | 1 | 4 | - | - | - | 0 | - | - | - | - | 81 | |
| 60 POLAND | - | - | - | - | - | - | - | - | - | - | - | - | |
| 62 CZECHOSLOVAKIA | - | - | - | - | - | - | - | - | - | - | - | - | |
| 64 HUNGARY | - | - | - | - | - | - | - | - | - | - | - | - | |
| 66 RUMANIA | - | - | - | - | - | - | - | - | - | - | - | - | |
| 68 BULGARIA | - | - | - | - | - | - | - | - | - | - | - | - | |
| 71 TOTAL STATE TRADING | - | 1 | 4 | - | - | - | 0 | - | - | - | - | 81 | |
| 76 OTHER EUROP. COUNTRIES | - | - | - | - | - | - | - | - | - | - | - | - | |
| 82 USA | - | - | - | - | - | - | - | - | - | - | - | - | |
| 85 OTHER COUNTRIES | - | - | - | - | - | - | - | - | - | - | - | - | |
| 88 TOTAL THIRD COUNTRIES | 6 | 116 | 33 | - | 171 | 164 | 7 | 1 | 1 | 1 | 35 | 2991 | |
| 90 ZUSAMMEN-TOTAAL-TOTAL B | 180 | 10339 | 3472 | 218 | 7526 | 763 | 130 | 241 | 22 | 119 | 1218 | 105146 | |
| 95 INSG.-TOTAAL-TOTAL A+B | 2310 | 30599 | 4380 | 313 | 11627 | 857 | 381 | 525 | 38 | 166 | 3708 | 149408 | |

B I N N E N W A S S E R - B I N N E N W A T E R E N - V O I E N A V I G A B L E
 GRENZUEBERSCHREITENDER VERKEHR NACH LAND UND GUETERGRUPPE
 INTERNATIONAAL VERVOER NAAR LAND EN GOEDERENGROEP
 TRAFIC INTERNATIONAL PAR PAYS ET GROUPE DE MARCHANDISES

2.1.05:1 (5A)
 BELGIQUE/BELGIE
 1985
 1000 T

| LAND - PAYS | GUETERGRUPPE - GOEDERENGROEP - GROUPE DE MARCHANDISES | | | | | | | | | | | | |
|---|---|----|----|----|----|------|-----|------|-----|------|------|-----|------|
| | 01 | 02 | 03 | 04 | 05 | 06 | 07 | 08 | 09 | 10 | 11 | 12 | 13 |
| A. EMPFANG AUS: AANVOER UIT: RECEPTIONS DE: | | | | | | | | | | | | | |
| 01 BR DEUTSCHLAND | 466 | - | - | 10 | 4 | 328 | 61 | 702 | 1 | 403 | 112 | 59 | 3390 |
| 02 FRANCE | 1702 | 0 | 0 | 0 | 0 | 394 | 71 | 10 | - | 52 | 7 | 0 | 563 |
| 03 ITALIA | - | - | - | - | - | - | - | - | - | - | - | - | - |
| 04 NEDERLAND | 398 | 6 | - | 34 | 14 | 1427 | 527 | 737 | 514 | 6297 | 1673 | 144 | 738 |
| 05 BELGIQUE/BELGIE | - | - | - | - | - | - | - | - | - | - | - | - | - |
| 06 LUXEMBOURG | 1 | - | - | 1 | - | - | - | 1 | - | - | - | - | 39 |
| 07 UNITED KINGDOM | - | - | - | - | - | - | - | 1 | - | 4 | - | - | - |
| 08 IRELAND | - | - | - | - | - | - | - | - | - | - | - | - | - |
| 09 DANMARK | 22 | - | - | - | - | 1 | 5 | - | - | - | - | - | 3 |
| 10 HELLAS | - | - | - | - | - | - | - | - | - | - | - | - | - |
| 20 EUR | 2588 | 6 | 0 | 45 | 18 | 2151 | 664 | 1450 | 515 | 6755 | 1793 | 203 | 4733 |
| 36 SWITZERLAND | - | - | - | - | - | 1 | - | - | - | - | 0 | 3 | 75 |
| 38 AUSTRIA | - | - | - | - | - | - | - | - | - | - | - | - | - |
| 48 YUGOSLAVIA | - | - | - | - | - | - | - | - | - | - | - | - | - |
| 56 USSR | - | - | - | - | - | - | - | - | - | - | - | - | - |
| 58 GERMAN DR | 1 | - | - | - | - | 1 | - | 30 | - | - | - | - | 10 |
| 60 POLAND | - | - | - | - | - | 2 | - | 0 | - | - | - | - | 1 |
| 62 CZECHOSLOVAKIA | - | - | - | - | - | - | - | - | - | - | - | - | - |
| 64 HUNGARY | - | - | - | - | - | - | - | - | - | - | - | - | - |
| 66 RUMANIA | - | - | - | - | - | - | - | - | - | - | - | - | - |
| 68 BULGARIA | - | - | - | - | - | - | - | - | - | - | - | - | - |
| 71 TOTAL STATE TRADING | 1 | - | - | - | - | 3 | - | 31 | - | - | - | - | 11 |
| 76 OTHER EUROP. COUNTRIES | - | - | - | - | - | - | - | - | - | - | - | - | 1 |
| 82 USA | 5 | - | - | - | - | - | - | - | - | - | 12 | - | 1 |
| 85 OTHER COUNTRIES | - | - | - | - | - | - | 1 | - | - | - | 1 | - | - |
| 88 TOTAL THIRD COUNTRIES | 6 | - | - | - | - | 4 | 1 | 31 | - | - | 13 | 3 | 89 |
| 90 ZUSAMMEN-TOTAAL-TOTAL A | 2594 | 6 | 0 | 45 | 18 | 2155 | 665 | 1481 | 515 | 6755 | 1806 | 206 | 4821 |

B I N N E N W A S S E R - B I N N E N W A T E R E N - V O I E N A V I G A B L E
 GRENZUEBERSCHREITENDER VERKEHR NACH LAND UND GUETERGRUPPE
 INTERNATIONAAL VERVOER NAAR LAND EN GOEDERENGROEP
 TRAFIC INTERNATIONAL PAR PAYS ET GROUPE DE MARCHANDISES

2.1.05:2 (5A)
 BELGIQUE/BELGIE
 1985
 1000 T

| LAND - PAYS | GUETERGRUPPE - GOEDERENGROEP - GROUPE DE MARCHANDISES | | | | | | | | | | | | |
|---|---|-------|------|-----|------|----|-----|----|----|----|-----|-------|--|
| | 14 | 15 | 16 | 17 | 18 | 19 | 20 | 21 | 22 | 23 | 24 | 01-24 | |
| A. EMPFANG AUS: AANVOER UIT: RECEPTIONS DE: | | | | | | | | | | | | | |
| 01 BR DEUTSCHLAND | 33 | 1494 | 1318 | 76 | 1100 | 1 | 342 | 21 | 3 | 18 | 184 | 10125 | |
| 02 FRANCE | 2 | 92 | 176 | - | 77 | - | 19 | 3 | - | - | 14 | 3184 | |
| 03 ITALIA | - | - | - | - | - | - | - | - | - | - | - | - | |
| 04 NEDERLAND | 23 | 9728 | 981 | 64 | 1603 | 56 | 500 | 5 | 1 | 16 | 201 | 25686 | |
| 05 BELGIQUE/BELGIE | - | - | - | - | - | - | - | - | - | - | - | - | |
| 06 LUXEMBOURG | 0 | - | - | - | 2 | - | 2 | 0 | - | - | - | 45 | |
| 07 UNITED KINGDOM | - | - | - | - | - | - | - | - | - | - | - | 4 | |
| 08 IRELAND | - | - | - | - | - | - | - | - | - | - | - | - | |
| 09 DANMARK | - | - | - | - | - | - | - | - | - | - | - | 30 | |
| 10 HELLAS | - | - | - | - | - | - | - | - | - | - | - | - | |
| 20 EUR | 59 | 11314 | 2475 | 140 | 2781 | 57 | 862 | 29 | 4 | 34 | 399 | 39075 | |
| 36 SWITZERLAND | - | 20 | 1 | - | 2 | - | 22 | 2 | - | 1 | 14 | 140 | |
| 38 AUSTRIA | - | - | - | - | - | - | - | - | - | - | - | - | |
| 48 YUGOSLAVIA | - | - | - | - | - | - | - | - | - | - | - | - | |
| 56 USSR | - | - | - | - | - | - | - | - | - | - | - | - | |
| 58 GERMAN DR | - | 8 | 34 | - | 2 | - | 0 | - | - | - | - | 86 | |
| 60 POLAND | 7 | - | - | - | - | - | 1 | - | 7 | - | - | 18 | |
| 62 CZECHOSLOVAKIA | - | - | - | - | - | - | - | - | - | - | - | - | |
| 64 HUNGARY | - | - | - | - | - | - | - | - | - | - | - | - | |
| 66 RUMANIA | 0 | - | - | - | - | - | - | - | - | - | - | 0 | |
| 68 BULGARIA | - | - | - | - | - | - | - | - | - | - | - | - | |
| 71 TOTAL STATE TRADING | 7 | 8 | 34 | - | 2 | - | 2 | - | 7 | - | - | 104 | |
| 76 OTHER EUROP. COUNTRIES | - | - | - | - | - | - | - | - | - | - | - | 1 | |
| 82 USA | - | - | - | - | - | - | - | - | - | - | - | 18 | |
| 85 OTHER COUNTRIES | - | - | - | - | - | - | - | - | - | - | - | 2 | |
| 88 TOTAL THIRD COUNTRIES | 7 | 28 | 35 | - | 4 | - | 24 | 2 | 7 | 1 | 14 | 266 | |
| 90 ZUSAMMEN-TOTAAL-TOTAL A | 66 | 11342 | 2510 | 140 | 2785 | 57 | 886 | 30 | 11 | 35 | 413 | 39340 | |

B I N N E N W A S S E R - B I N N E N W A T E R E N - V O I E N A V I G A B L E 2.1.05:3 (5A)
 GRENZUEBERSCHREITENDER VERKEHR NACH LAND UND GUETERGRUPPE BELGIQUE/BELGIE
 INTERNATIONAAL VERVOER NAAR LAND EN GOEDERENGROEP 1985
 TRAFIC INTERNATIONAL PAR PAYS ET GROUPE DE MARCHANDISES 1000 T

| LAND - PAYS | GUETERGRUPPE - GOEDERENGROEP - GROUPE DE MARCHANDISES | | | | | | | | | | | | |
|---|---|----|----|-----|----|------|-----|------|-----|-------|------|------|------|
| | 01 | 02 | 03 | 04 | 05 | 06 | 07 | 08 | 09 | 10 | 11 | 12 | 13 |
| B. VERSAND NACH: AFVOER NAAR: EXPEDITIONS VERS: | | | | | | | | | | | | | |
| 01 BR DEUTSCHLAND | 771 | 12 | 1 | 53 | 26 | 130 | 150 | 938 | 0 | 2570 | 283 | 402 | 982 |
| 02 FRANCE | 219 | 1 | | 82 | 2 | 210 | 23 | 226 | 2 | 151 | 293 | 378 | 376 |
| 03 ITALIA | | | | | | | | | | | | | |
| 04 NEDERLAND | 1092 | 24 | | 18 | 11 | 458 | 114 | 253 | 16 | 2385 | 175 | 36 | 675 |
| 05 BELGIQUE/BELGIE | | | | | | | | | | | | | |
| 06 LUXEMBOURG | | | | | | 1 | | 2 | | 4 | | | 1 |
| 07 UNITED KINGDOM | | | | | | | | | | | | | |
| 08 IRELAND | | | | | | | | 3 | | | | | |
| 09 DANMARK | | | | | | | | 1 | | 2 | | | 4 |
| 10 HELLAS | | | | | | | | | | | | | |
| 20 EUR | 2083 | 36 | 1 | 153 | 38 | 798 | 286 | 1423 | 18 | 5112 | 752 | 816 | 2037 |
| 36 SWITZERLAND | 44 | | | 15 | | 6 | 12 | 44 | | 845 | 9 | | 359 |
| 38 AUSTRIA | | | | | | | | | | | | | |
| 48 YUGOSLAVIA | | | | | | | | | | | | | |
| 56 USSR | | | | | | | | | | | | | |
| 58 GERMAN DR | | | | | | | | 5 | | | 14 | | 4 |
| 60 POLAND | | | | | | | | | | | | | 7 |
| 62 CZECHOSLOVAKIA | | | | | | | | | | | | | |
| 64 HUNGARY | | | | | | | | | | | | | |
| 66 RUMANIA | | | | | | | | | | | | | |
| 68 BULGARIA | | | | | | | | | | | | | |
| 71 TOTAL STATE TRADING | | | | | | | | 5 | | | 14 | | 10 |
| 76 OTHER EUROP. COUNTRIES | | | | | | | | 2 | | | | | |
| 82 USA | | | | | | | | | | | | | |
| 85 OTHER COUNTRIES | | | | | | | | | | | | | |
| 88 TOTAL THIRD COUNTRIES | 44 | | | 15 | | 6 | 12 | 51 | | 845 | 23 | | 369 |
| 90 ZUSAMMEN-TOTAAL-TOTAL B | 2127 | 36 | 1 | 168 | 38 | 803 | 298 | 1474 | 18 | 5957 | 775 | 816 | 2406 |
| 95 INSG.-TOTAAL-TOTAL A+B | 4721 | 42 | 1 | 214 | 57 | 2958 | 962 | 2955 | 533 | 12712 | 2581 | 1021 | 7227 |

B I N N E N W A S S E R - B I N N E N W A T E R E N - V O I E N A V I G A B L E 2.1.05:4 (5A)
 GRENZUEBERSCHREITENDER VERKEHR NACH LAND UND GUETERGRUPPE BELGIQUE/BELGIE
 INTERNATIONAAL VERVOER NAAR LAND EN GOEDERENGROEP 1985
 TRAFIC INTERNATIONAL PAR PAYS ET GROUPE DE MARCHANDISES 1000 T

| LAND - PAYS | GUETERGRUPPE - GOEDERENGROEP - GROUPE DE MARCHANDISES | | | | | | | | | | | | |
|---|---|-------|------|-----|------|-----|------|----|----|----|------|-------|--|
| | 14 | 15 | 16 | 17 | 18 | 19 | 20 | 21 | 22 | 23 | 24 | 01-24 | |
| B. VERSAND NACH: AFVOER NAAR: EXPEDITIONS VERS: | | | | | | | | | | | | | |
| 01 BR DEUTSCHLAND | 65 | 668 | 846 | 17 | 905 | 158 | 82 | 5 | 5 | 25 | 84 | 9179 | |
| 02 FRANCE | 89 | 697 | 579 | 1 | 83 | 47 | 3 | 1 | 1 | 3 | 13 | 3479 | |
| 03 ITALIA | | | | | | | | | | | | | |
| 04 NEDERLAND | 1663 | 4924 | 251 | 75 | 1075 | 121 | 554 | 6 | | 5 | 483 | 14412 | |
| 05 BELGIQUE/BELGIE | | | | | | | | | | | | | |
| 06 LUXEMBOURG | | 14 | 1 | | | | | | | | | 22 | |
| 07 UNITED KINGDOM | | | | | 1 | | | | | | | 1 | |
| 08 IRELAND | | | | | | | | | | | | 3 | |
| 09 DANMARK | 0 | | 5 | | | | | | | | | 12 | |
| 10 HELLAS | | | | | | | | | | | | | |
| 20 EUR | 1818 | 6303 | 1683 | 93 | 2063 | 326 | 639 | 12 | 6 | 33 | 580 | 27108 | |
| 36 SWITZERLAND | 1 | 67 | 15 | 1 | 15 | 9 | 13 | | | 1 | 49 | 1503 | |
| 38 AUSTRIA | | | | | | | | | | | | | |
| 48 YUGOSLAVIA | | | | | | | | | | | | | |
| 56 USSR | | | | | | | | | | | | | |
| 58 GERMAN DR | | 1 | | | | | | | | | | 24 | |
| 60 POLAND | 0 | | 11 | | | | | | | | | 18 | |
| 62 CZECHOSLOVAKIA | | | | | | | | | | | | | |
| 64 HUNGARY | | | | | | | | | | | | | |
| 66 RUMANIA | | | | | | | | | | | | | |
| 68 BULGARIA | | | | | | | | | | | | | |
| 71 TOTAL STATE TRADING | 0 | 1 | 11 | | | | | | | | | 43 | |
| 76 OTHER EUROP. COUNTRIES | | 0 | 1 | 0 | | | | | | | | 4 | |
| 82 USA | | | | | | | | 0 | | | | 0 | |
| 85 OTHER COUNTRIES | | | 0 | | | | | | | | | 0 | |
| 88 TOTAL THIRD COUNTRIES | 1 | 69 | 28 | 1 | 15 | 9 | 13 | 0 | | 1 | 49 | 1551 | |
| 90 ZUSAMMEN-TOTAAL-TOTAL B | 1819 | 6372 | 1710 | 94 | 2079 | 335 | 652 | 13 | 6 | 33 | 628 | 28659 | |
| 95 INSG.-TOTAAL-TOTAL A+B | 1885 | 17714 | 4220 | 234 | 4863 | 392 | 1538 | 43 | 16 | 68 | 1042 | 67999 | |

B I N N E N W A S S E R - B I N N E N W A T E R E N - V O I E N A V I G A B L E
 GRENZUEBERSCHREITENDER VERKEHR NACH LAND UND GUETERGRUPPE
 INTERNATIONAAL VERVOER NAAR LAND EN GOEDERENGROEP
 TRAFIC INTERNATIONAL PAR PAYS ET GROUPE DE MARCHANDISES

2.1.06:1 (5A)
 LUXEMBOURG
 1985
 1000 T

| LAND - PAYS | GUETERGRUPPE | | | | GOEDERENGROEP | | | | GROUPE DE MARCHANDISES | | | | |
|---|--------------|----|----|----|---------------|----|----|-----|------------------------|----|----|----|----|
| | 01 | 02 | 03 | 04 | 05 | 06 | 07 | 08 | 09 | 10 | 11 | 12 | 13 |
| A. EMPFANG AUS: AANVOER UIT: RECEPTIONS DE: | | | | | | | | | | | | | |
| 01 BR DEUTSCHLAND | 2 | - | - | - | - | 1 | - | 271 | - | 4 | 50 | - | 13 |
| 02 FRANCE | - | - | - | - | - | - | - | - | - | 1 | - | - | - |
| 03 ITALIA | - | - | - | - | - | - | - | - | - | - | - | - | - |
| 04 NEDERLAND | - | - | - | - | - | 16 | - | 127 | - | 72 | 43 | - | 2 |
| 05 BELGIQUE/BELGIE | - | - | - | - | - | - | - | 2 | - | 4 | - | - | 6 |
| 06 LUXEMBOURG | - | - | - | - | - | - | - | - | - | - | - | - | - |
| 07 UNITED KINGDOM | - | - | - | - | - | - | - | - | - | - | - | - | - |
| 08 IRELAND | - | - | - | - | - | - | - | - | - | - | - | - | - |
| 09 DANMARK | - | - | - | - | - | - | - | - | - | - | - | - | - |
| 10 HELLAS | - | - | - | - | - | - | - | - | - | - | - | - | - |
| 20 EUR | 2 | - | - | - | - | 16 | - | 400 | - | 80 | 94 | - | 21 |
| 36 SWITZERLAND | - | - | - | - | - | - | - | - | - | - | - | - | - |
| 38 AUSTRIA | - | - | - | - | - | - | - | - | - | - | - | - | - |
| 48 YUGOSLAVIA | - | - | - | - | - | - | - | - | - | - | - | - | - |
| 56 USSR | - | - | - | - | - | - | - | - | - | - | - | - | - |
| 58 GERMAN DR | - | - | - | - | - | - | - | - | - | - | - | - | - |
| 60 POLAND | - | - | - | - | - | - | - | - | - | - | - | - | - |
| 62 CZECHOSLOVAKIA | - | - | - | - | - | - | - | - | - | - | - | - | - |
| 64 HUNGARY | - | - | - | - | - | - | - | - | - | - | - | - | - |
| 66 RUMANIA | - | - | - | - | - | - | - | - | - | - | - | - | - |
| 68 BULGARIA | - | - | - | - | - | - | - | - | - | - | - | - | - |
| 71 TOTAL STATE TRADING | - | - | - | - | - | - | - | - | - | - | - | - | - |
| 76 OTHER EUROP. COUNTRIES | - | - | - | - | - | - | - | - | - | - | - | - | - |
| 82 USA | - | - | - | - | - | - | - | - | - | - | - | - | - |
| 85 OTHER COUNTRIES | - | - | - | - | - | - | - | - | - | - | - | - | 1 |
| 88 TOTAL THIRD COUNTRIES | - | - | - | - | - | - | - | - | - | - | - | - | 1 |
| 90 ZUSAMMEN-TOTAAL-TOTAL A | 2 | - | - | - | - | 16 | - | 400 | - | 80 | 94 | - | 22 |

B I N N E N W A S S E R - B I N N E N W A T E R E N - V O I E N A V I G A B L E
 GRENZUEBERSCHREITENDER VERKEHR NACH LAND UND GUETERGRUPPE
 INTERNATIONAAL VERVOER NAAR LAND EN GOEDERENGROEP
 TRAFIC INTERNATIONAL PAR PAYS ET GROUPE DE MARCHANDISES

2.1.06:2 (5A)
 LUXEMBOURG
 1985
 1000 T

| LAND - PAYS | GUETERGRUPPE | | | | GOEDERENGROEP | | | | GROUPE DE MARCHANDISES | | | | |
|---|--------------|-----|----|----|---------------|----|----|----|------------------------|----|----|-------|--|
| | 14 | 15 | 16 | 17 | 18 | 19 | 20 | 21 | 22 | 23 | 24 | 01-24 | |
| A. EMPFANG AUS: AANVOER UIT: RECEPTIONS DE: | | | | | | | | | | | | | |
| 01 BR DEUTSCHLAND | - | 73 | 1 | - | - | - | - | - | - | - | - | 414 | |
| 02 FRANCE | - | 230 | 2 | - | - | - | - | - | - | - | - | 233 | |
| 03 ITALIA | - | - | - | - | - | - | - | - | - | - | - | - | |
| 04 NEDERLAND | 1 | 25 | 6 | - | - | - | - | - | - | - | - | 292 | |
| 05 BELGIQUE/BELGIE | - | 15 | 2 | - | - | - | - | - | - | - | - | 29 | |
| 06 LUXEMBOURG | - | - | - | - | - | - | - | - | - | - | - | - | |
| 07 UNITED KINGDOM | - | - | - | - | - | - | - | - | - | - | - | - | |
| 08 IRELAND | - | - | - | - | - | - | - | - | - | - | - | - | |
| 09 DANMARK | - | - | - | - | - | - | - | - | - | - | - | - | |
| 10 HELLAS | - | - | - | - | - | - | - | - | - | - | - | - | |
| 20 EUR | 1 | 344 | 10 | - | - | - | - | - | - | - | - | 968 | |
| 36 SWITZERLAND | - | - | - | - | - | - | - | - | - | - | - | - | |
| 38 AUSTRIA | - | - | - | - | - | - | - | - | - | - | - | - | |
| 48 YUGOSLAVIA | - | - | - | - | - | - | - | - | - | - | - | - | |
| 56 USSR | - | - | - | - | - | - | - | - | - | - | - | - | |
| 58 GERMAN DR | - | 5 | - | - | - | - | - | - | - | - | - | 5 | |
| 60 POLAND | - | - | - | - | - | - | - | - | - | - | - | - | |
| 62 CZECHOSLOVAKIA | - | - | - | - | - | - | - | - | - | - | - | - | |
| 64 HUNGARY | - | - | - | - | - | - | - | - | - | - | - | - | |
| 66 RUMANIA | - | - | - | - | - | - | - | - | - | - | - | - | |
| 68 BULGARIA | - | - | - | - | - | - | - | - | - | - | - | - | |
| 71 TOTAL STATE TRADING | - | 5 | - | - | - | - | - | - | - | - | - | 5 | |
| 76 OTHER EUROP. COUNTRIES | - | - | - | - | - | - | - | - | - | - | - | - | |
| 82 USA | - | - | - | - | - | - | - | - | - | - | - | - | |
| 85 OTHER COUNTRIES | - | 1 | - | - | - | - | - | - | - | - | - | 2 | |
| 88 TOTAL THIRD COUNTRIES | - | 5 | - | - | - | - | - | - | - | - | - | 6 | |
| 90 ZUSAMMEN-TOTAAL-TOTAL A | 1 | 349 | 10 | - | - | - | - | - | - | - | - | 974 | |

B I N N E N W A S S E R - B I N N E N W A T E R E N - V O I E N A V I G A B L E 2.1.06+3 (5A)
 GRENZUEBERSCHREITENDER VERKEHR NACH LAND UND GUETERGRUPPE LUXEMBOURG
 INTERNATIONAAL VERVOER NAAR LAND EN GOEDERENGROEP 1985
 TRAFIC INTERNATIONAL PAR PAYS ET GROUPE DE MARCHANDISES 1000 T

| LAND - PAYS | GUETERGRUPPE - GOEDERENGROEP - GROUPE DE MARCHANDISES | | | | | | | | | | | | |
|---|---|----|----|----|----|----|----|-----|----|----|----|----|-----|
| | 01 | 02 | 03 | 04 | 05 | 06 | 07 | 08 | 09 | 10 | 11 | 12 | 13 |
| B. VERSAND NACH: AFVOER NAAR: EXPEDITIONS VERS: | | | | | | | | | | | | | |
| 01 BR DEUTSCHLAND | 16 | - | - | - | - | - | - | 7 | - | - | - | - | 21 |
| 02 FRANCE | - | - | - | - | - | - | - | 1 | - | - | - | - | 4 |
| 03 ITALIA | - | - | - | - | - | - | - | - | - | - | - | - | - |
| 04 NEDERLAND | - | - | - | - | - | - | - | 1 | - | - | - | 0 | 82 |
| 05 BELGIQUE/BELGIE | 1 | - | - | 1 | - | - | - | 1 | - | - | - | - | 52 |
| 06 LUXEMBOURG | - | - | - | - | - | - | - | - | - | - | - | - | - |
| 07 UNITED KINGDOM | - | - | - | - | - | - | - | - | - | - | - | - | - |
| 08 IRELAND | - | - | - | - | - | - | - | - | - | - | - | - | - |
| 09 DANMARK | - | - | - | - | - | - | - | - | - | - | - | - | - |
| 10 HELLAS | - | - | - | - | - | - | - | - | - | - | - | - | - |
| 20 EUR | 17 | - | - | 1 | - | - | - | 9 | - | - | - | 0 | 159 |
| 36 SWITZERLAND | - | - | - | - | - | - | - | - | - | - | - | - | - |
| 38 AUSTRIA | - | - | - | - | - | - | - | - | - | - | - | - | - |
| 48 YUGOSLAVIA | - | - | - | - | - | - | - | - | - | - | - | - | - |
| 56 USSR | - | - | - | - | - | - | - | - | - | - | - | - | - |
| 58 GERMAN DR | - | - | - | - | - | - | - | - | - | - | - | - | - |
| 60 POLAND | - | - | - | - | - | - | - | - | - | - | - | - | - |
| 62 CZECHOSLOVAKIA | - | - | - | - | - | - | - | - | - | - | - | - | - |
| 64 HUNGARY | - | - | - | - | - | - | - | - | - | - | - | - | - |
| 66 RUMANIA | - | - | - | - | - | - | - | - | - | - | - | - | - |
| 68 BULGARIA | - | - | - | - | - | - | - | - | - | - | - | - | - |
| 71 TOTAL STATE TRADING | - | - | - | - | - | - | - | - | - | - | - | - | - |
| 76 OTHER EUROP. COUNTRIES | - | - | - | - | - | - | - | - | - | - | - | - | - |
| 82 USA | - | - | - | - | - | - | - | - | - | - | - | - | - |
| 85 OTHER COUNTRIES | - | - | - | - | - | - | - | - | - | - | - | - | - |
| 88 TOTAL THIRD COUNTRIES | - | - | - | - | - | - | - | - | - | - | - | - | - |
| 90 ZUSAMMEN-TOTAAL-TOTAL B | 17 | - | - | 1 | - | - | - | 9 | - | - | - | 0 | 159 |
| 95 INSG.-TOTAAL-TOTAL A+B | 19 | - | - | 1 | - | 16 | - | 410 | - | 80 | 94 | 0 | 181 |

B I N N E N W A S S E R - B I N N E N W A T E R E N - V O I E N A V I G A B L E 2.1.06+4 (5A)
 GRENZUEBERSCHREITENDER VERKEHR NACH LAND UND GUETERGRUPPE LUXEMBOURG
 INTERNATIONAAL VERVOER NAAR LAND EN GOEDERENGROEP 1985
 TRAFIC INTERNATIONAL PAR PAYS ET GROUPE DE MARCHANDISES 1000 T

| LAND - PAYS | GUETERGRUPPE - GOEDERENGROEP - GROUPE DE MARCHANDISES | | | | | | | | | | | | |
|---|---|-----|----|----|----|----|----|----|----|----|----|-------|--|
| | 14 | 15 | 16 | 17 | 18 | 19 | 20 | 21 | 22 | 23 | 24 | 01-24 | |
| B. VERSAND NACH: AFVOER NAAR: EXPEDITIONS VERS: | | | | | | | | | | | | | |
| 01 BR DEUTSCHLAND | 223 | 321 | 52 | - | - | - | - | - | 2 | - | - | 641 | |
| 02 FRANCE | - | - | - | - | - | - | - | - | - | - | - | 5 | |
| 03 ITALIA | - | - | - | - | - | - | - | - | - | - | - | - | |
| 04 NEDERLAND | - | 3 | - | - | - | - | 0 | 0 | - | - | - | 86 | |
| 05 BELGIQUE/BELGIE | - | - | - | - | - | - | - | 0 | - | - | - | 55 | |
| 06 LUXEMBOURG | - | - | - | - | - | - | - | - | - | - | - | - | |
| 07 UNITED KINGDOM | - | - | - | - | - | - | - | - | - | - | - | - | |
| 08 IRELAND | - | - | - | - | - | - | - | - | - | - | - | - | |
| 09 DANMARK | - | - | - | - | - | - | - | - | - | - | - | - | |
| 10 HELLAS | - | - | - | - | - | - | - | - | - | - | - | - | |
| 20 EUR | 223 | 324 | 52 | - | - | - | 0 | 0 | 2 | - | - | 787 | |
| 36 SWITZERLAND | - | - | - | - | - | - | - | - | - | - | - | - | |
| 38 AUSTRIA | - | - | - | - | - | - | - | - | - | - | - | - | |
| 48 YUGOSLAVIA | - | - | - | - | - | - | - | - | - | - | - | - | |
| 56 USSR | - | - | - | - | - | - | - | - | - | - | - | - | |
| 58 GERMAN DR | - | - | - | - | - | - | - | - | - | - | - | - | |
| 60 POLAND | - | - | - | - | - | - | - | - | - | - | - | - | |
| 62 CZECHOSLOVAKIA | - | - | - | - | - | - | - | - | - | - | - | - | |
| 64 HUNGARY | - | - | - | - | - | - | - | - | - | - | - | - | |
| 66 RUMANIA | - | - | - | - | - | - | - | - | - | - | - | - | |
| 68 BULGARIA | - | - | - | - | - | - | - | - | - | - | - | - | |
| 71 TOTAL STATE TRADING | - | - | - | - | - | - | - | - | - | - | - | - | |
| 76 OTHER EUROP. COUNTRIES | - | - | - | - | - | - | - | - | - | - | - | - | |
| 82 USA | - | - | - | - | - | - | - | - | - | - | - | - | |
| 85 OTHER COUNTRIES | - | - | - | - | - | - | - | - | - | - | - | - | |
| 88 TOTAL THIRD COUNTRIES | - | - | - | - | - | - | - | - | - | - | - | - | |
| 90 ZUSAMMEN-TOTAAL-TOTAL B | 223 | 324 | 52 | - | - | - | 0 | 0 | 2 | - | - | 787 | |
| 95 INSG.-TOTAAL-TOTAL A+B | 223 | 674 | 62 | - | - | - | 0 | 0 | 2 | - | - | 1761 | |

B I N N E N W A S S E R - B I N N E N W A T E R E N - V O I E N A V I G A B L E 2.1.07:1 (5A)

GRENZUEBERSCHREITENDER VERKEHR NACH LAND UND GUETERGRUPPE EUR

INTERNATIONAAL VERVOER NAAR LAND EN GOEDERENGROEP 1985

TRAFIC INTERNATIONAL PAR PAYS ET GROUPE DE MARCHANDISES 1000 T

| LAND - PAYS | GUETERGRUPPE - GOEDERENGROEP - GROUPE DE MARCHANDISES | | | | | | | | | | | | |
|---|---|-----|----|-----|----|------|------|-------|-----|-------|-------|------|-------|
| | 01 | 02 | 03 | 04 | 05 | 06 | 07 | 08 | 09 | 10 | 11 | 12 | 13 |
| A. EMPFANG AUS: AANVOER UIT: RECEPTIONS DE: | | | | | | | | | | | | | |
| 01 BR DEUTSCHLAND | 783 | 36 | 21 | 55 | 8 | 1215 | 386 | 4960 | 3 | 1329 | 810 | 185 | 5209 |
| 02 FRANCE | 5029 | 34 | 1 | 8 | 8 | 977 | 442 | 84 | - | 990 | 40 | 2 | 889 |
| 03 ITALIA | - | - | - | - | - | - | - | - | - | - | - | - | - |
| 04 NEDERLAND | 1284 | 31 | - | 236 | 38 | 5170 | 3365 | 4864 | 533 | 24404 | 35428 | 2661 | 3015 |
| 05 BELGIQUE/BELGIE | 2084 | 52 | - | 35 | 24 | 890 | 271 | 1209 | 38 | 4629 | 784 | 587 | 2019 |
| 06 LUXEMBOURG | 14 | - | - | - | - | - | - | 13 | - | 0 | 1 | - | 141 |
| 07 UNITED KINGDOM | 15 | - | - | 3 | 0 | - | 3 | 67 | 36 | 15 | 58 | 5 | 27 |
| 08 IRELAND | - | - | - | - | - | - | - | - | - | - | - | - | - |
| 09 DANMARK | 112 | - | - | - | - | - | 8 | 19 | - | - | 7 | 0 | 29 |
| 10 HELLAS | - | - | - | - | - | - | - | - | - | - | - | - | - |
| 20 EUR | 9322 | 153 | 22 | 338 | 78 | 8263 | 4550 | 11165 | 574 | 31367 | 37127 | 3441 | 11329 |
| 36 SWITZERLAND | 2 | - | - | 0 | 2 | 9 | 2 | 3 | - | 165 | 6 | 17 | 214 |
| 38 AUSTRIA | - | - | - | - | - | - | - | - | - | 27 | - | - | 294 |
| 48 YUGOSLAVIA | - | - | - | - | - | - | 0 | - | - | 79 | - | 71 | 89 |
| 56 USSR | - | - | - | - | 1 | 0 | - | - | - | 1 | 6 | - | 9 |
| 58 GERMAN DR | 362 | - | - | - | - | 3 | 13 | 390 | - | 9 | 11 | 10 | 203 |
| 60 POLAND | 2 | 0 | - | 18 | 7 | 9 | 400 | - | - | 14 | 3 | 1 | 124 |
| 62 CZECHOSLOVAKIA | - | 0 | - | 0 | 0 | 35 | 0 | 3 | - | 3 | 1 | 1 | 292 |
| 64 HUNGARY | - | - | - | - | 0 | 13 | - | - | - | 75 | - | 2 | 74 |
| 66 RUMANIA | - | - | - | - | - | - | - | - | - | 6 | - | - | 49 |
| 68 BULGARIA | - | 0 | - | - | 1 | 16 | 1 | - | - | 17 | 0 | 3 | 12 |
| 71 TOTAL STATE TRADING | 364 | 1 | - | 18 | 2 | 73 | 23 | 794 | - | 204 | 21 | 88 | 853 |
| 76 OTHER EUROP. COUNTRIES | 4 | - | - | 50 | - | 0 | 5 | - | - | 1 | 4 | 4 | 263 |
| 82 USA | 5 | - | - | - | - | - | - | - | - | - | 12 | 0 | 1 |
| 85 OTHER COUNTRIES | - | - | - | - | - | 1 | 1 | - | - | - | 3 | 0 | 12 |
| 88 TOTAL THIRD COUNTRIES | 375 | 1 | - | 69 | 4 | 83 | 30 | 797 | - | 398 | 47 | 109 | 1638 |
| 90 ZUSAMMEN-TOTAAL-TOTAL A | 9697 | 154 | 22 | 406 | 82 | 8346 | 4581 | 11962 | 574 | 31765 | 37174 | 3550 | 12966 |

B I N N E N W A S S E R - B I N N E N W A T E R E N - V O I E N A V I G A B L E 2.1.07:2 (5A)

GRENZUEBERSCHREITENDER VERKEHR NACH LAND UND GUETERGRUPPE EUR

INTERNATIONAAL VERVOER NAAR LAND EN GOEDERENGROEP 1985

TRAFIC INTERNATIONAL PAR PAYS ET GROUPE DE MARCHANDISES 1000 T

| LAND - PAYS | GUETERGRUPPE - GOEDERENGROEP - GROUPE DE MARCHANDISES | | | | | | | | | | | | |
|---|---|-------|------|-----|-------|------|------|-----|----|-----|------|--------|--|
| | 14 | 15 | 16 | 17 | 18 | 19 | 20 | 21 | 22 | 23 | 24 | 01-24 | |
| A. EMPFANG AUS: AANVOER UIT: RECEPTIONS DE: | | | | | | | | | | | | | |
| 01 BR DEUTSCHLAND | 665 | 15708 | 1827 | 172 | 3379 | 3 | 545 | 65 | 10 | 54 | 1759 | 39188 | |
| 02 FRANCE | 16 | 7222 | 303 | 5 | 132 | 3 | 34 | 24 | - | 0 | 31 | 16273 | |
| 03 ITALIA | - | - | - | - | - | - | - | - | - | - | - | - | |
| 04 NEDERLAND | 146 | 12914 | 2791 | 735 | 4214 | 653 | 599 | 12 | 20 | 109 | 537 | 103758 | |
| 05 BELGIQUE/BELGIE | 1516 | 6640 | 1776 | 51 | 2623 | 409 | 14 | 221 | 6 | 38 | 929 | 26845 | |
| 06 LUXEMBOURG | 164 | 373 | 46 | - | 2 | - | 3 | 2 | 2 | 2 | 0 | 764 | |
| 07 UNITED KINGDOM | 0 | 78 | - | - | 3 | 0 | 1 | 0 | 0 | 0 | 19 | 330 | |
| 08 IRELAND | 6 | - | - | - | - | - | - | - | - | - | - | 6 | |
| 09 DANMARK | 1 | 2 | 1 | - | 0 | - | - | - | - | 3 | - | 181 | |
| 10 HELLAS | - | - | - | - | - | - | - | - | - | - | - | - | |
| 20 EUR | 2514 | 42938 | 6745 | 963 | 10352 | 1068 | 1195 | 324 | 38 | 204 | 3275 | 187344 | |
| 36 SWITZERLAND | - | 148 | 1 | - | 11 | 0 | 47 | 3 | 5 | 3 | 22 | 661 | |
| 38 AUSTRIA | - | 3 | 1 | - | 0 | - | 0 | - | - | 0 | 0 | 326 | |
| 48 YUGOSLAVIA | 2 | 87 | 24 | - | 3 | - | 0 | - | - | 2 | - | 357 | |
| 56 USSR | - | 16 | 3 | - | 6 | - | - | 0 | - | - | 2 | 46 | |
| 58 GERMAN DR | 34 | 1668 | 139 | - | 12 | - | 1 | 1 | 1 | 6 | 1 | 2863 | |
| 60 POLAND | 17 | 200 | - | - | 3 | 0 | 4 | 5 | 7 | 3 | - | 816 | |
| 62 CZECHOSLOVAKIA | 6 | 51 | 18 | 0 | 20 | 2 | 24 | 6 | 17 | 23 | 2 | 505 | |
| 64 HUNGARY | 2 | 6 | 43 | - | 1 | - | - | - | 0 | - | 0 | 216 | |
| 66 RUMANIA | 8 | 2 | 60 | - | 16 | - | - | - | - | 7 | - | 149 | |
| 68 BULGARIA | 2 | - | - | - | 4 | 1 | 2 | 0 | - | 1 | 10 | 70 | |
| 71 TOTAL STATE TRADING | 70 | 2030 | 287 | 0 | 64 | 3 | 31 | 12 | 25 | 42 | 15 | 5020 | |
| 76 OTHER EUROP. COUNTRIES | 8 | 10 | - | - | 16 | 35 | 0 | 0 | - | 45 | 1 | 445 | |
| 82 USA | - | - | - | - | - | - | - | - | - | - | - | 18 | |
| 85 OTHER COUNTRIES | 4 | 1 | - | - | 7 | - | - | - | 7 | - | - | 36 | |
| 88 TOTAL THIRD COUNTRIES | 82 | 2192 | 290 | 0 | 97 | 38 | 78 | 15 | 37 | 90 | 37 | 6507 | |
| 90 ZUSAMMEN-TOTAAL-TOTAL A | 2597 | 45130 | 7034 | 963 | 10449 | 1106 | 1274 | 339 | 75 | 294 | 3313 | 193851 | |

B I N N E N W A S S E R - B I N N E N W A T E R E N - V O I E N A V I G A B L E 2.1.07:3 (5A)
 GRENZUEBERSCHREITENDER VERKEHR NACH LAND UND GUETERGRUPPE EUR
 INTERNATIONAAL VERVOER NAAR LAND EN GOEDERENGROEP 1985
 TRAFIC INTERNATIONAL PAR PAYS ET GROUPE DE MARCHANDISES 1000 T

| LAND - PAYS | GUETERGRUPPE | | | GOEDERENGROEP | | | GROUPE DE MARCHANDISES | | | | | | |
|---|--------------|-----|----|---------------|----|------|------------------------|-------|-----|-------|-------|------|-------|
| | 01 | 02 | 03 | 04 | 05 | 06 | 07 | 08 | 09 | 10 | 11 | 12 | 13 |
| B. VERSAND NACH: AFVOER NAAR: EXPEDITIONS VERS: | | | | | | | | | | | | | |
| 01 BR DEUTSCHLAND | 3281 | 205 | 1 | 254 | 37 | 4592 | 2858 | 4348 | 0 | 20690 | 32777 | 2857 | 3143 |
| 02 FRANCE | 453 | 4 | - | 90 | 2 | 381 | 135 | 2187 | 2 | 815 | 1716 | 587 | 754 |
| 03 ITALIA | - | - | - | - | - | - | - | - | - | - | - | - | - |
| 04 NEDERLAND | 3093 | 100 | 20 | 66 | 15 | 1818 | 459 | 2677 | 17 | 2958 | 503 | 79 | 2495 |
| 05 BELGIE/BELGIE | 2579 | 91 | - | 70 | 24 | 2049 | 687 | 1479 | 351 | 4277 | 2434 | 138 | 4365 |
| 06 LUXEMBOURG | 3 | - | - | - | - | 15 | 1 | 397 | - | 64 | 95 | - | 12 |
| 07 UNITED KINGDOM | - | - | - | - | 5 | 14 | 1 | 404 | - | - | 0 | 2 | 345 |
| 08 IRELAND | - | - | - | - | - | - | - | 23 | - | - | - | - | 6 |
| 09 DANMARK | 1 | - | - | - | - | 1 | - | 4 | - | - | - | 0 | 132 |
| 10 HELLAS | - | - | - | - | - | - | - | - | - | 2 | - | - | - |
| 20 EUR | 9410 | 399 | 21 | 480 | 83 | 8870 | 4141 | 11519 | 370 | 28806 | 37526 | 3663 | 11253 |
| 36 SWITZERLAND | 393 | 0 | - | 22 | 1 | 141 | 144 | 361 | - | 3766 | 238 | 9 | 995 |
| 38 AUSTRIA | 1 | - | - | - | - | - | - | 477 | - | 36 | 495 | 1 | 0 |
| 48 YUGOSLAVIA | - | - | - | 1 | - | - | - | 3 | - | 0 | 2 | - | 63 |
| 56 USSR | 0 | - | - | 7 | 3 | 1 | - | 0 | - | 2 | - | 0 | 42 |
| 58 GERMAN DR | 13 | 1 | - | - | - | 4 | 353 | 112 | - | 1 | 321 | 40 | 67 |
| 60 POLAND | 40 | - | - | - | - | 12 | - | 2 | - | - | - | - | 18 |
| 62 CZECHOSLOVAKIA | 7 | - | - | 1 | 11 | 10 | 263 | - | - | - | 22 | 23 | 6 |
| 64 HUNGARY | - | - | - | 1 | - | 2 | - | - | - | - | - | - | 0 |
| 66 RUMANIA | - | - | - | 6 | - | 3 | - | 1 | - | 5 | - | - | 0 |
| 68 BULGARIA | 9 | - | - | 0 | 1 | 3 | 0 | - | - | 1 | - | 2 | 3 |
| 71 TOTAL STATE TRADING | 69 | 1 | - | 16 | 15 | 34 | 616 | 118 | - | 10 | 345 | 65 | 199 |
| 76 OTHER EUROP. COUNTRIES | - | - | - | 2 | - | 9 | - | 90 | - | - | 17 | 13 | 323 |
| 82 USA | - | - | - | - | - | - | - | - | - | - | - | - | - |
| 85 OTHER COUNTRIES | - | - | - | - | - | - | - | - | - | - | - | - | - |
| 88 TOTAL THIRD COUNTRIES | 463 | 1 | - | 40 | 16 | 184 | 760 | 1047 | - | 3811 | 1095 | 88 | 1518 |
| 90 ZUSAMMEN-TOTAAL-TOTAL B | 9873 | 400 | 21 | 519 | 98 | 9054 | 4901 | 12565 | 370 | 32617 | 38620 | 3751 | 12771 |
| 97 A + B (THIRD COUNTRIES) | 10159 | 155 | 22 | 446 | 97 | 8530 | 5341 | 13009 | 574 | 35577 | 38268 | 3637 | 14484 |

B I N N E N W A S S E R - B I N N E N W A T E R E N - V O I E N A V I G A B L E 2.1.07:4 (5A)
 GRENZUEBERSCHREITENDER VERKEHR NACH LAND UND GUETERGRUPPE EUR
 INTERNATIONAAL VERVOER NAAR LAND EN GOEDERENGROEP 1985
 TRAFIC INTERNATIONAL PAR PAYS ET GROUPE DE MARCHANDISES 1000 T

| LAND - PAYS | GUETERGRUPPE | | | GOEDERENGROEP | | | GROUPE DE MARCHANDISES | | | | | |
|---|--------------|-------|------|---------------|-------|------|------------------------|-----|----|-----|------|--------|
| | 14 | 15 | 16 | 17 | 18 | 19 | 20 | 21 | 22 | 23 | 24 | 01-24 |
| B. VERSAND NACH: AFVOER NAAR: EXPEDITIONS VERS: | | | | | | | | | | | | |
| 01 BR DEUTSCHLAND | 444 | 9454 | 2812 | 226 | 3925 | 635 | 173 | 13 | 27 | 115 | 638 | 93508 |
| 02 FRANCE | 103 | 1218 | 1112 | 26 | 510 | 125 | 4 | 23 | 1 | 10 | 38 | 10296 |
| 03 ITALIA | - | - | - | - | - | - | - | - | - | - | - | - |
| 04 NEDERLAND | 2311 | 20217 | 825 | 166 | 4056 | 121 | 784 | 59 | 7 | 48 | 1204 | 44099 |
| 05 BELGIE/BELGIE | 69 | 9520 | 2371 | 52 | 5511 | 50 | 102 | 262 | 3 | 40 | 947 | 37470 |
| 06 LUXEMBOURG | 1 | 323 | 10 | - | - | - | - | - | - | - | 2 | 922 |
| 07 UNITED KINGDOM | - | 2 | 10 | - | 14 | - | 8 | 3 | - | 8 | 86 | 902 |
| 08 IRELAND | 1 | - | - | - | - | - | - | - | - | - | 2 | 32 |
| 09 DANMARK | 0 | - | 11 | - | 2 | - | 0 | 3 | - | - | 1 | 157 |
| 10 HELLAS | - | - | - | - | - | - | - | - | - | - | - | - |
| 20 EUR | 2929 | 40736 | 7150 | 470 | 14018 | 931 | 1070 | 364 | 39 | 221 | 2918 | 187386 |
| 36 SWITZERLAND | 12 | 1012 | 46 | 1 | 219 | 177 | 20 | 2 | 1 | 3 | 88 | 7649 |
| 38 AUSTRIA | - | - | 3 | - | 2 | - | 0 | - | - | - | 1 | 1017 |
| 48 YUGOSLAVIA | 1 | 0 | 0 | - | 1 | - | 1 | - | - | 0 | 0 | 71 |
| 56 USSR | 1 | 1 | 0 | - | 14 | 2 | 2 | 2 | 0 | 4 | 0 | 81 |
| 58 GERMAN DR | - | 2449 | 12 | - | - | - | 0 | - | - | - | 0 | 3372 |
| 60 POLAND | 0 | 1 | 24 | - | 3 | - | - | 1 | - | - | - | 102 |
| 62 CZECHOSLOVAKIA | 1 | 2 | 188 | - | 2 | - | 1 | 0 | 0 | 1 | 2 | 539 |
| 64 HUNGARY | - | - | 5 | - | - | - | 2 | 0 | - | - | - | 13 |
| 66 RUMANIA | - | - | - | - | - | - | 0 | 0 | - | 0 | 1 | 17 |
| 68 BULGARIA | 0 | 1 | - | - | 13 | 0 | 12 | 1 | 0 | 2 | 1 | 52 |
| 71 TOTAL STATE TRADING | 3 | 2455 | 230 | - | 34 | 2 | 19 | 4 | 0 | 7 | 5 | 4247 |
| 76 OTHER EUROP. COUNTRIES | 0 | 48 | 13 | 0 | 46 | - | 3 | 8 | - | 0 | 29 | 601 |
| 82 USA | - | - | - | - | - | - | - | 0 | - | - | - | 0 |
| 85 OTHER COUNTRIES | - | - | 0 | - | - | - | - | - | - | - | - | 0 |
| 88 TOTAL THIRD COUNTRIES | 15 | 3514 | 291 | 1 | 302 | 178 | 43 | 15 | 1 | 9 | 123 | 13515 |
| 90 ZUSAMMEN-TOTAAL-TOTAL B | 2944 | 44250 | 7442 | 471 | 14321 | 1109 | 1113 | 379 | 40 | 230 | 3042 | 200901 |
| 97 A + B (THIRD COUNTRIES) | 2612 | 48644 | 7326 | 964 | 10752 | 1284 | 1317 | 354 | 76 | 304 | 3436 | 207366 |

B I N N E N W A S S E R - B I N N E N W A T E R E N - V O I E N A V I G A B L E

2.2.01:1 (6A)

GRENZUEBERSCHREITENDER VERKEHR NACH LAND UND GUETERGRUPPE

BR DEUTSCHLAND

INTERNATIONAAL VERVOER NAAR LAND EN GOEDERENGRPEP

1985

TRAFIC INTERNATIONAL PAR PAYS ET GROUPE DE MARCHANDISES

MIO TKM

| LAND - PAYS | GUETERGRUPPE - GOEDERENGRPEP - GROUPE DE MARCHANDISES | | | | | | | | | | | | |
|---|---|----|----|----|----|------|-----|------|----|------|------|-----|------|
| | 01 | 02 | 03 | 04 | 05 | 06 | 07 | 08 | 09 | 10 | 11 | 12 | 13 |
| A. EMPFANG AUS: AANVOER UIT: RECEPTIONS DE: | | | | | | | | | | | | | |
| 01 BR DEUTSCHLAND | - | - | - | - | - | - | - | - | - | - | - | - | - |
| 02 FRANCE | 652 | 1 | - | 0 | - | 52 | 103 | 21 | - | 60 | 6 | - | 90 |
| 03 ITALIA | - | - | - | - | - | - | - | - | - | - | - | - | - |
| 04 NEDERLAND | 154 | 5 | - | 55 | 8 | 1185 | 769 | 983 | 8 | 4851 | 2768 | 470 | 392 |
| 05 BELGIQUE/BELGIE | 94 | 0 | - | 4 | 3 | 39 | 31 | 200 | - | 774 | 48 | 25 | 270 |
| 06 LUXEMBOURG | 5 | - | - | - | - | - | - | - | - | - | - | - | - |
| 07 UNITED KINGDOM | 2 | - | - | 0 | 0 | 0 | 8 | 3 | - | 3 | 0 | 0 | 9 |
| 08 IRELAND | - | - | - | - | - | - | - | - | - | - | - | - | - |
| 09 DANMARK | 25 | - | - | - | - | 2 | 3 | - | - | - | - | 2 | 7 |
| 10 HELLAS | - | - | - | - | - | - | - | - | - | - | - | - | - |
| 20 EUR | 931 | 6 | - | 59 | 12 | 1278 | 914 | 1210 | 8 | 5689 | 2830 | 495 | 770 |
| 36 SWITZERLAND | 0 | - | - | - | - | 1 | 1 | 1 | - | 20 | 2 | 7 | 41 |
| 38 AUSTRIA | - | - | - | - | - | - | - | - | - | 4 | - | - | 51 |
| 48 YUGOSLAVIA | - | - | - | - | - | - | 0 | - | - | 8 | - | 13 | 13 |
| 56 USSR | - | - | - | - | 0 | 0 | - | - | - | 0 | 1 | - | 1 |
| 58 GERMAN DR | 52 | - | - | - | 0 | 0 | 1 | 146 | - | 2 | 0 | 2 | 36 |
| 60 POLAND | 1 | 0 | - | 6 | - | 1 | 4 | 20 | - | 3 | 1 | 0 | 38 |
| 62 CZECHOSLOVAKIA | - | 0 | - | 0 | 0 | 5 | 0 | 0 | - | 1 | 0 | 0 | 29 |
| 64 HUNGARY | - | - | - | - | 0 | 2 | - | - | - | 10 | 0 | 0 | 13 |
| 66 RUMANIA | - | - | - | - | - | - | - | - | - | 1 | - | - | 9 |
| 68 BULGARIA | - | 0 | - | - | 0 | 2 | 0 | - | - | 1 | 0 | 1 | 1 |
| 71 TOTAL STATE TRADING | 53 | 0 | - | 6 | 0 | 11 | 5 | 166 | - | 26 | 2 | 16 | 139 |
| 76 OTHER EUROP. COUNTRIES | 1 | - | - | 6 | 0 | 0 | 1 | - | - | 0 | 1 | 1 | 35 |
| 82 USA | - | - | - | - | - | - | - | - | - | - | - | - | - |
| 85 OTHER COUNTRIES | - | - | - | - | - | - | - | - | - | - | - | - | - |
| 88 TOTAL THIRO COUNTRIES | 54 | 0 | - | 12 | 0 | 11 | 7 | 166 | - | 50 | 5 | 23 | 267 |
| 90 ZUSAMMEN-TOTAAL-TOTAL A | 985 | 6 | - | 71 | 12 | 1289 | 921 | 1377 | 8 | 5738 | 2835 | 518 | 1037 |

B I N N E N W A S S E R - B I N N E N W A T E R E N - V O I E N A V I G A B L E

2.2.01:2 (6A)

GRENZUEBERSCHREITENDER VERKEHR NACH LAND UND GUETERGRUPPE

BR DEUTSCHLAND

INTERNATIONAAL VERVOER NAAR LAND EN GOEDERENGRPEP

1985

TRAFIC INTERNATIONAL PAR PAYS ET GROUPE DE MARCHANDISES

MIO TKM

| LAND - PAYS | GUETERGRUPPE - GOEDERENGRPEP - GROUPE DE MARCHANDISES | | | | | | | | | | | |
|---|---|------|-----|----|-----|-----|----|----|----|----|-----|-------|
| | 14 | 15 | 16 | 17 | 18 | 19 | 20 | 21 | 22 | 23 | 24 | 01-24 |
| A. EMPFANG AUS: AANVOER UIT: RECEPTIONS DE: | | | | | | | | | | | | |
| 01 BR DEUTSCHLAND | - | - | - | - | - | - | - | - | - | - | - | - |
| 02 FRANCE | 7 | 1358 | 7 | 0 | 4 | 1 | 0 | 1 | - | - | - | 2362 |
| 03 ITALIA | - | - | - | - | - | - | - | - | - | - | - | - |
| 04 NEDERLAND | 66 | 680 | 399 | 87 | 664 | 183 | 24 | 2 | 6 | 24 | 108 | 13889 |
| 05 BELGIQUE/BELGIE | 12 | 186 | 277 | 3 | 189 | 37 | 2 | 1 | 2 | 7 | 14 | 2218 |
| 06 LUXEMBOURG | 39 | 138 | 26 | - | 0 | - | - | - | - | - | - | 222 |
| 07 UNITED KINGDOM | 0 | 6 | - | - | 0 | 0 | 0 | 0 | 0 | 0 | 1 | 34 |
| 08 IRELAND | 1 | - | - | - | - | - | - | - | - | - | - | 1 |
| 09 DANMARK | 0 | 1 | 0 | - | 0 | - | - | - | - | 1 | - | 40 |
| 10 HELLAS | - | - | - | - | - | - | - | - | - | - | - | - |
| 20 EUR | 124 | 2369 | 710 | 90 | 857 | 221 | 26 | 4 | 8 | 32 | 124 | 18767 |
| 36 SWITZERLAND | - | 15 | - | - | 2 | - | 1 | 0 | 0 | 0 | 0 | 90 |
| 38 AUSTRIA | - | 0 | 0 | - | 0 | - | 0 | - | - | 0 | 0 | 56 |
| 48 YUGOSLAVIA | 0 | 19 | 4 | - | 0 | - | 0 | - | - | 0 | - | 57 |
| 56 USSR | - | 3 | 1 | - | 1 | - | - | - | - | - | 0 | 8 |
| 58 GERMAN DR | 1 | 134 | 12 | - | 1 | - | 0 | 0 | 0 | 1 | - | 387 |
| 60 POLAND | 1 | 9 | - | - | 1 | 0 | 0 | 2 | - | 0 | - | 87 |
| 62 CZECHOSLOVAKIA | 0 | 4 | 3 | 0 | 3 | 0 | 4 | 1 | 2 | 3 | 0 | 56 |
| 64 HUNGARY | 0 | 1 | 7 | - | 3 | - | - | - | 0 | 0 | 0 | 34 |
| 66 RUMANIA | 1 | 0 | 9 | - | 3 | - | - | - | - | 1 | - | 25 |
| 68 BULGARIA | 0 | - | - | - | 1 | 0 | 0 | 0 | - | 0 | 0 | 7 |
| 71 TOTAL STATE TRADING | 4 | 171 | 35 | 0 | 11 | 0 | 4 | 3 | 2 | 6 | 1 | 661 |
| 76 OTHER EUROP. COUNTRIES | 1 | 2 | - | - | 2 | 6 | 0 | 0 | - | 11 | 0 | 67 |
| 82 USA | - | - | - | - | - | - | - | - | - | - | - | - |
| 85 OTHER COUNTRIES | - | - | - | - | - | - | - | - | - | - | - | - |
| 88 TOTAL THIRO COUNTRIES | 5 | 188 | 35 | 0 | 15 | 7 | 5 | 3 | 2 | 18 | 1 | 873 |
| 90 ZUSAMMEN-TOTAAL-TOTAL A | 129 | 2556 | 744 | 90 | 872 | 228 | 31 | 7 | 10 | 50 | 125 | 19640 |

B I N N E N W A S S E R - B I N N E N W A T E R E N - V O I E N A V I G A B L E

2.2.01:3 (6A)

GRENZUEBERSCHREITENDER VERKEHR NACH LAND UND GUETERGRUPPE

BR DEUTSCHLAND

INTERNATIONAAL VERVOER NAAR LAND EN GOEDERENGROEP

1985

TRAFIC INTERNATIONAL PAR PAYS ET GROUPE DE MARCHANDISES

MIO TKM

| LAND - PAYS | GUETERGRUPPE | | | | GOEDERENGROEP | | | | GROUPE DE MARCHANDISES | | | | |
|---|--------------|----|----|----|---------------|------|------|------|------------------------|------|------|-----|------|
| | 01 | 02 | 03 | 04 | 05 | 06 | 07 | 08 | 09 | 10 | 11 | 12 | 13 |
| B. VERSAND NACH: AFVOER NAAR: EXPEDITIONS VERS: | | | | | | | | | | | | | |
| 01 BR DEUTSCHLAND | - | - | - | - | - | - | - | - | - | - | - | - | - |
| 02 FRANCE | 11 | 0 | - | 0 | - | 6 | 4 | 608 | - | 44 | 153 | 23 | 53 |
| 03 ITALIA | - | - | - | - | - | - | - | - | - | - | - | - | - |
| 04 NEDERLAND | 109 | 2 | 5 | 13 | 1 | 274 | 64 | 241 | 0 | 126 | 76 | 4 | 272 |
| 05 BELGIQUE/BELGIE | 135 | - | - | 2 | 2 | 65 | 18 | 67 | - | 70 | 25 | 15 | 424 |
| 06 LUXEMBOURG | 1 | - | - | - | - | 0 | - | 116 | - | 2 | 28 | - | 6 |
| 07 UNITED KINGDOM | - | - | - | - | 0 | 0 | 0 | 45 | - | - | 0 | 0 | 29 |
| 08 IRELAND | - | - | - | - | - | - | - | 3 | - | - | - | - | 0 |
| 09 DANMARK | 0 | - | - | - | - | 0 | - | 1 | - | - | - | 0 | 31 |
| 10 HELLAS | - | - | - | - | - | - | - | - | - | - | - | - | - |
| 20 EUR | 256 | 3 | 5 | 15 | 3 | 346 | 87 | 1081 | 0 | 241 | 282 | 43 | 816 |
| 36 SWITZERLAND | 4 | - | - | 1 | 0 | 12 | 0 | 72 | - | 162 | 60 | 1 | 198 |
| 38 AUSTRIA | 0 | - | - | - | - | - | - | 85 | - | 6 | 89 | 0 | 0 |
| 48 YUGOSLAVIA | - | - | - | 0 | - | - | - | 1 | - | 0 | 0 | - | 11 |
| 56 USSR | 0 | - | - | 1 | 0 | 0 | - | 0 | - | 0 | 0 | 0 | 7 |
| 58 GERMAN DR | 1 | 0 | - | - | - | 0 | 55 | 39 | - | 0 | 41 | 7 | 7 |
| 60 POLAND | 3 | - | - | - | - | 7 | - | 1 | - | - | - | - | 4 |
| 62 CZECHOSLOVAKIA | 1 | - | - | 0 | 2 | 1 | 38 | 1 | - | - | 3 | 3 | 1 |
| 64 HUNGARY | - | - | - | 0 | - | 0 | - | - | - | - | - | - | 0 |
| 66 RUMANIA | - | - | - | 1 | - | 1 | - | 0 | - | 1 | - | - | 0 |
| 68 BULGARIA | 1 | - | - | 0 | 0 | 0 | 0 | - | - | 0 | - | 0 | 0 |
| 71 TOTAL STATE TRADING | 7 | 0 | - | 3 | 2 | 10 | 93 | 41 | - | 2 | 44 | 10 | 31 |
| 76 OTHER EUROP. COUNTRIES | - | - | - | 0 | - | 3 | - | 8 | - | - | 2 | 3 | 46 |
| 82 USA | - | - | - | - | - | - | - | - | - | - | - | - | - |
| 85 OTHER COUNTRIES | - | - | - | - | - | - | - | - | - | - | - | - | - |
| 88 TOTAL THIRD COUNTRIES | 11 | 0 | - | 4 | 2 | 24 | 94 | 206 | - | 170 | 195 | 14 | 275 |
| 90 ZUSAMMEN-TOTAAL-TOTAL B | 267 | 3 | 5 | 19 | 5 | 370 | 181 | 1287 | 0 | 411 | 477 | 56 | 1091 |
| 95 INSG.-TOTAAL-TOTAL A+B | 1252 | 9 | 5 | 90 | 18 | 1659 | 1101 | 2664 | 8 | 6149 | 3312 | 574 | 2128 |

B I N N E N W A S S E R - B I N N E N W A T E R E N - V O I E N A V I G A B L E

2.2.01:4 (6A)

GRENZUEBERSCHREITENDER VERKEHR NACH LAND UND GUETERGRUPPE

BR DEUTSCHLAND

INTERNATIONAAL VERVOER NAAR LAND EN GOEDERENGROEP

1985

TRAFIC INTERNATIONAL PAR PAYS ET GROUPE DE MARCHANDISES

MIO TKM

| LAND - PAYS | GUETERGRUPPE | | | | GOEDERENGROEP | | | | GROUPE DE MARCHANDISES | | | | |
|---|--------------|------|------|-----|---------------|-----|-----|----|------------------------|----|-----|-------|--|
| | 14 | 15 | 16 | 17 | 18 | 19 | 20 | 21 | 22 | 23 | 24 | 01-24 | |
| B. VERSAND NACH: AFVOER NAAR: EXPEDITIONS VERS: | | | | | | | | | | | | | |
| 01 BR DEUTSCHLAND | - | - | - | - | - | - | - | - | - | - | - | - | |
| 02 FRANCE | 1 | 79 | 20 | 5 | 80 | 1 | 0 | 1 | - | 0 | 2 | 1091 | |
| 03 ITALIA | - | - | - | - | - | - | - | - | - | - | - | - | |
| 04 NEDERLAND | 142 | 2215 | 110 | 11 | 474 | 0 | 66 | 12 | 3 | 15 | 204 | 4441 | |
| 05 BELGIQUE/BELGIE | 15 | 188 | 343 | 6 | 336 | 0 | 23 | 6 | 1 | 7 | 115 | 1864 | |
| 06 LUXEMBOURG | - | 25 | 0 | - | - | - | - | - | - | - | - | 179 | |
| 07 UNITED KINGDOM | - | 0 | 2 | - | 3 | - | 3 | 0 | - | 2 | 7 | 92 | |
| 08 IRELAND | 0 | - | - | - | - | - | - | - | - | - | 1 | 4 | |
| 09 DANMARK | 0 | - | 1 | - | 0 | - | 0 | 1 | - | - | 0 | 35 | |
| 10 HELLAS | - | - | - | - | - | - | - | - | - | - | - | - | |
| 20 EUR | 159 | 2508 | 476 | 22 | 893 | 1 | 93 | 19 | 4 | 24 | 330 | 7706 | |
| 36 SWITZERLAND | 1 | 27 | 1 | - | 13 | 2 | 0 | 1 | - | 0 | 1 | 558 | |
| 38 AUSTRIA | - | - | 1 | - | 0 | - | 0 | - | - | - | 0 | 182 | |
| 48 YUGOSLAVIA | 0 | 0 | 0 | - | 0 | 0 | 0 | - | - | 0 | 0 | 13 | |
| 56 USSR | 0 | 0 | 0 | - | 2 | 0 | 0 | 0 | 0 | 0 | 0 | 13 | |
| 58 GERMAN DR | - | 42 | 1 | - | - | - | - | - | - | - | 0 | 195 | |
| 60 POLAND | - | 0 | 7 | - | 1 | - | - | 0 | - | - | - | 24 | |
| 62 CZECHOSLOVAKIA | 0 | 0 | 28 | - | - | - | 0 | 0 | 0 | 0 | 0 | 77 | |
| 64 HUNGARY | - | - | 1 | - | 0 | - | 0 | 0 | - | - | - | 2 | |
| 66 RUMANIA | - | - | - | - | - | - | 0 | 0 | - | - | 0 | 3 | |
| 68 BULGARIA | 0 | 0 | - | - | 1 | 0 | 0 | 0 | 0 | 0 | 0 | 4 | |
| 71 TOTAL STATE TRADING | 0 | 43 | 37 | - | 5 | 0 | 1 | 1 | 0 | 1 | 0 | 331 | |
| 76 OTHER EUROP. COUNTRIES | 0 | 11 | 4 | - | 9 | - | 0 | 1 | - | 0 | 3 | 90 | |
| 82 USA | - | - | - | - | - | - | - | - | - | - | - | - | |
| 85 OTHER COUNTRIES | - | - | - | - | - | - | - | - | - | - | - | - | |
| 88 TOTAL THIRD COUNTRIES | 2 | 81 | 43 | - | 27 | 3 | 2 | 3 | 0 | 1 | 5 | 1161 | |
| 90 ZUSAMMEN-TOTAAL-TOTAL B | 161 | 2589 | 519 | 22 | 920 | 3 | 95 | 21 | 4 | 25 | 335 | 8867 | |
| 95 INSG.-TOTAAL-TOTAL A+B | 290 | 5145 | 1263 | 111 | 1792 | 232 | 126 | 29 | 14 | 76 | 459 | 28507 | |

B I N N E N W A S S E R - B I N N E N W A T E R E N - V O I E N A V I G A B L E
 GRENZUEBERSCHREITENDER VERKEHR NACH LAND UND GUETERGRUPPE
 INTERNATIONAAL VERVOER NAAR LAND EN GOEDERENGROEP
 TRAFIC INTERNATIONAL PAR PAYS ET GROUPE DE MARCHANDISES

2.2.02:1 (6A)
 FRANCE
 1985
 MIO TKM

| LAND - PAYS | GUETERGRUPPE - GOEDERENGROEP - GROUPE DE MARCHANDISES | | | | | | | | | | | | |
|---|---|----|----|----|----|----|----|-----|----|----|----|----|-----|
| | 01 | 02 | 03 | 04 | 05 | 06 | 07 | 08 | 09 | 10 | 11 | 12 | 13 |
| A. EMPFANG AUS: AANVOER UIT: RECEPTIONS DE: | | | | | | | | | | | | | |
| 01 BR DEUTSCHLAND | 11 | - | - | - | - | 8 | 1 | 125 | - | 29 | 18 | 12 | 40 |
| 02 FRANCE | - | - | - | - | - | - | - | - | - | - | - | - | - |
| 03 ITALIA | - | - | - | - | - | - | - | - | - | - | - | - | - |
| 04 NEDERLAND | 31 | 0 | - | 0 | 0 | 25 | 25 | 31 | - | 29 | 33 | 31 | 42 |
| 05 BELGIQUE/BELGIE | 21 | 0 | - | - | - | 64 | 4 | 31 | - | 40 | 11 | 31 | 96 |
| 06 LUXEMBOURG | - | - | - | - | - | - | - | 0 | - | - | - | - | 2 |
| 07 UNITED KINGDOM | - | - | - | - | - | - | - | - | - | - | - | - | - |
| 08 IRELAND | - | - | - | - | - | - | - | - | - | - | - | - | - |
| 09 DANMARK | - | - | - | - | - | - | - | - | - | - | - | - | - |
| 10 HELLAS | - | - | - | - | - | - | - | - | - | - | - | - | - |
| 20 EUR | 63 | 0 | - | 1 | 0 | 98 | 30 | 187 | - | 98 | 62 | 74 | 180 |
| 36 SWITZERLAND | - | - | - | 0 | - | - | - | - | - | 0 | 0 | - | 0 |
| 38 AUSTRIA | - | - | - | - | - | - | - | - | - | - | - | - | - |
| 48 YUGOSLAVIA | - | - | - | - | - | - | - | - | - | - | - | - | - |
| 56 USSR | - | - | - | - | - | - | - | - | - | - | - | - | - |
| 58 GERMAN DR | - | - | - | - | - | - | - | - | - | - | - | - | - |
| 60 POLAND | - | - | - | - | - | - | - | - | - | - | - | - | - |
| 62 CZECHOSLOVAKIA | - | - | - | - | - | - | - | - | - | - | - | - | - |
| 64 HUNGARY | - | - | - | - | - | - | - | - | - | - | - | - | - |
| 66 RUMANIA | - | - | - | - | - | - | - | - | - | - | - | - | - |
| 68 BULGARIA | - | - | - | - | - | - | - | - | - | - | - | - | - |
| 71 TOTAL STATE TRADING | - | - | - | - | - | - | - | - | - | - | - | - | - |
| 76 OTHER EUROP. COUNTRIES | - | - | - | - | - | - | - | - | - | - | - | - | - |
| 82 USA | - | - | - | - | - | - | - | - | - | - | - | - | - |
| 85 OTHER COUNTRIES | - | - | - | - | - | - | - | - | - | - | - | - | - |
| 88 TOTAL THIRD COUNTRIES | - | - | - | 0 | - | - | - | - | - | 0 | 0 | - | 0 |
| 90 ZUSAMMEN-TOTAAL-TOTAL A | 63 | 0 | - | 1 | 0 | 98 | 30 | 187 | - | 99 | 62 | 74 | 181 |

B I N N E N W A S S E R - B I N N E N W A T E R E N - V O I E N A V I G A B L E
 GRENZUEBERSCHREITENDER VERKEHR NACH LAND UND GUETERGRUPPE
 INTERNATIONAAL VERVOER NAAR LAND EN GOEDERENGROEP
 TRAFIC INTERNATIONAL PAR PAYS ET GROUPE DE MARCHANDISES

2.2.02:2 (6A)
 FRANCE
 1985
 MIO TKM

| LAND - PAYS | GUETERGRUPPE - GOEDERENGROEP - GROUPE DE MARCHANDISES | | | | | | | | | | | | |
|---|---|-----|-----|----|----|----|----|----|----|----|----|-------|--|
| | 14 | 15 | 16 | 17 | 18 | 19 | 20 | 21 | 22 | 23 | 24 | 01-24 | |
| A. EMPFANG AUS: AANVOER UIT: RECEPTIONS DE: | | | | | | | | | | | | | |
| 01 BR DEUTSCHLAND | - | 69 | 14 | 4 | 30 | 0 | 0 | 0 | - | - | 0 | 363 | |
| 02 FRANCE | - | - | - | - | - | - | - | - | - | - | - | - | |
| 03 ITALIA | - | - | - | - | - | - | - | - | - | - | - | - | |
| 04 NEDERLAND | 0 | 30 | 103 | 5 | 42 | 9 | 0 | 0 | 0 | 1 | 0 | 439 | |
| 05 BELGIQUE/BELGIE | - | 76 | 128 | 1 | 11 | 18 | 0 | 0 | 0 | 0 | 0 | 532 | |
| 06 LUXEMBOURG | - | - | - | - | - | - | - | - | - | - | - | 2 | |
| 07 UNITED KINGDOM | - | - | - | - | - | - | - | - | - | - | - | - | |
| 08 IRELAND | - | - | - | - | - | - | - | - | - | - | - | - | |
| 09 DANMARK | - | - | - | - | - | - | - | - | - | - | - | - | |
| 10 HELLAS | - | - | - | - | - | - | - | - | - | - | - | - | |
| 20 EUR | 0 | 176 | 245 | 10 | 84 | 27 | 0 | 0 | 0 | 1 | 1 | 1336 | |
| 36 SWITZERLAND | - | 1 | - | - | 0 | - | 0 | - | - | 0 | 0 | 2 | |
| 38 AUSTRIA | - | - | - | - | - | - | - | - | - | - | - | - | |
| 48 YUGOSLAVIA | - | - | - | - | - | - | - | - | - | - | - | - | |
| 56 USSR | - | - | - | - | - | - | - | - | - | - | - | - | |
| 58 GERMAN DR | - | - | - | - | - | - | - | - | - | - | - | - | |
| 60 POLAND | - | 1 | - | - | - | - | - | - | - | - | - | 1 | |
| 62 CZECHOSLOVAKIA | - | - | - | - | - | - | - | - | - | - | - | - | |
| 64 HUNGARY | - | - | - | - | - | - | - | - | - | - | - | - | |
| 66 RUMANIA | - | - | - | - | - | - | - | - | - | - | - | - | |
| 68 BULGARIA | - | - | - | - | - | - | - | - | - | - | - | - | |
| 71 TOTAL STATE TRADING | - | 1 | - | - | - | - | - | - | - | - | - | 1 | |
| 76 OTHER EUROP. COUNTRIES | - | - | - | - | - | - | - | - | - | - | - | - | |
| 82 USA | - | - | - | - | - | - | - | - | - | - | - | - | |
| 85 OTHER COUNTRIES | - | - | - | - | - | - | - | - | - | - | - | - | |
| 88 TOTAL THIRD COUNTRIES | - | 2 | - | - | 0 | - | 0 | - | - | 0 | 0 | 3 | |
| 90 ZUSAMMEN-TOTAAL-TOTAL A | 0 | 177 | 245 | 10 | 84 | 27 | 0 | 0 | 0 | 1 | 1 | 1339 | |

B I N N E N W A S S E R - B I N N E N W A T E R E N - V O I E N A V I G A B L E 2.2.02'3 (6A)

GRENZUEBERSCHREITENDER VERKEHR NACH LAND UND GUETERGRUPPE FRANCE

INTERNATIONAAL VERVOER NAAR LAND EN GOEDERENGROEP 1985

TRAFIC INTERNATIONAL PAR PAYS ET GROUPE DE MARCHANDISES MIO TKM

| LAND - PAYS | GUETERGRUPPE - GOEDERENGROEP - GROUPE DE MARCHANDISES | | | | | | | | | | | | |
|---|---|----|----|----|----|-----|-----|-----|----|-----|----|----|-----|
| | 01 | 02 | 03 | 04 | 05 | 06 | 07 | 08 | 09 | 10 | 11 | 12 | 13 |
| B. VERSAND NACH: AFVOER NAAR: EXPEDITIONS VERS: | | | | | | | | | | | | | |
| 01 BR DEUTSCHLAND | 163 | 1 | - | 0 | - | 30 | 55 | 6 | - | 35 | 1 | 0 | 16 |
| 02 FRANCE | - | - | - | - | - | - | - | - | - | - | - | - | - |
| 03 ITALIA | - | - | - | - | - | - | - | - | - | - | - | - | - |
| 04 NEDERLAND | 323 | 8 | - | 1 | 0 | 99 | 15 | 1 | - | 1 | 0 | 2 | 5 |
| 05 BELGIQUE/BELGIE | 330 | 1 | - | 0 | - | 64 | 20 | 1 | - | 1 | 0 | 0 | 29 |
| 06 LUXEMBOURG | - | - | - | - | - | - | - | - | - | 0 | - | - | - |
| 07 UNITED KINGDOM | - | - | - | - | - | - | - | - | - | - | - | - | - |
| 08 IRELAND | - | - | - | - | - | - | - | - | - | - | - | - | - |
| 09 DANMARK | - | - | - | - | - | - | - | - | - | - | - | - | - |
| 10 HELLAS | - | - | - | - | - | - | - | - | - | - | - | - | - |
| 20 EUR | 816 | 10 | - | 2 | 0 | 192 | 89 | 7 | - | 37 | 1 | 2 | 49 |
| 36 SWITZERLAND | 13 | - | - | - | - | 2 | - | 1 | - | 59 | - | - | 0 |
| 38 AUSTRIA | - | - | - | - | - | - | - | - | - | - | - | - | - |
| 48 YUGOSLAVIA | - | - | - | - | - | - | - | - | - | - | - | - | - |
| 56 USSR | - | - | - | - | - | - | - | - | - | - | - | - | - |
| 58 GERMAN DR | - | - | - | - | - | - | - | - | - | - | - | - | - |
| 60 POLAND | 0 | - | - | - | - | - | - | - | - | - | - | - | - |
| 62 CZECHOSLOVAKIA | - | - | - | - | - | - | - | - | - | - | - | - | - |
| 64 HUNGARY | - | - | - | - | - | - | - | - | - | - | - | - | - |
| 66 RUMANIA | - | - | - | - | - | - | - | - | - | - | - | - | - |
| 68 BULGARIA | - | - | - | - | - | - | - | - | - | - | - | - | - |
| 71 TOTAL STATE TRADING | 0 | - | - | - | - | - | - | - | - | - | - | - | - |
| 76 OTHER EUROP. COUNTRIES | - | - | - | - | - | - | - | - | - | - | - | - | - |
| 82 USA | - | - | - | - | - | - | - | - | - | - | - | - | - |
| 85 OTHER COUNTRIES | - | - | - | - | - | - | - | - | - | - | - | - | - |
| 88 TOTAL THIRD COUNTRIES | 13 | - | - | - | - | 2 | - | 1 | - | 59 | - | - | 0 |
| 90 ZUSAMMEN-TOTAAL-TOTAL B | 829 | 10 | - | 2 | 0 | 194 | 89 | 8 | - | 96 | 1 | 2 | 49 |
| 95 INSG.-TOTAAL-TOTAL A+B | 891 | 10 | - | 2 | 0 | 292 | 120 | 194 | - | 195 | 63 | 76 | 230 |

B I N N E N W A S S E R - B I N N E N W A T E R E N - V O I E N A V I G A B L E 2.2.02'4 (6A)

GRENZUEBERSCHREITENDER VERKEHR NACH LAND UND GUETERGRUPPE FRANCE

INTERNATIONAAL VERVOER NAAR LAND EN GOEDERENGROEP 1985

TRAFIC INTERNATIONAL PAR PAYS ET GROUPE DE MARCHANDISES MIO TKM

| LAND - PAYS | GUETERGRUPPE - GOEDERENGROEP - GROUPE DE MARCHANDISES | | | | | | | | | | | | |
|---|---|-----|-----|----|----|----|----|----|----|----|----|-------|--|
| | 14 | 15 | 16 | 17 | 18 | 19 | 20 | 21 | 22 | 23 | 24 | 01-24 | |
| B. VERSAND NACH: AFVOER NAAR: EXPEDITIONS VERS: | | | | | | | | | | | | | |
| 01 BR DEUTSCHLAND | 0 | 211 | 8 | - | 2 | 0 | 0 | 0 | - | 0 | 0 | 527 | |
| 02 FRANCE | - | - | - | - | - | - | - | - | - | - | - | - | |
| 03 ITALIA | - | - | - | - | - | - | - | - | - | - | - | - | |
| 04 NEDERLAND | - | 130 | 19 | 0 | 2 | 0 | 2 | 0 | 0 | 1 | 0 | 608 | |
| 05 BELGIQUE/BELGIE | 0 | 18 | 30 | 0 | 6 | 0 | 0 | 1 | 0 | 0 | 0 | 501 | |
| 06 LUXEMBOURG | - | 20 | 1 | - | - | - | - | - | - | - | - | 21 | |
| 07 UNITED KINGDOM | - | - | - | - | - | - | - | - | - | - | - | - | |
| 08 IRELAND | - | - | - | - | - | - | - | - | - | - | - | - | |
| 09 DANMARK | - | - | - | - | - | - | - | - | - | - | - | - | |
| 10 HELLAS | - | - | - | - | - | - | - | - | - | - | - | - | |
| 20 EUR | 0 | 379 | 58 | 0 | 10 | 0 | 2 | 2 | 0 | 1 | 0 | 1658 | |
| 36 SWITZERLAND | - | 12 | - | - | 0 | - | - | - | - | - | 0 | 86 | |
| 38 AUSTRIA | - | - | - | - | - | - | - | - | - | - | - | - | |
| 48 YUGOSLAVIA | - | - | - | - | - | - | - | - | - | - | - | - | |
| 56 USSR | - | - | - | - | - | - | - | - | - | - | - | - | |
| 58 GERMAN DR | - | - | - | - | - | - | - | - | - | - | - | - | |
| 60 POLAND | - | - | - | - | - | - | - | - | - | - | - | 0 | |
| 62 CZECHOSLOVAKIA | - | - | - | - | - | - | - | - | - | - | - | - | |
| 64 HUNGARY | - | - | - | - | - | - | - | - | - | - | - | - | |
| 66 RUMANIA | - | - | - | - | - | - | - | - | - | - | - | - | |
| 68 BULGARIA | - | - | - | - | - | - | - | - | - | - | - | - | |
| 71 TOTAL STATE TRADING | - | - | - | - | - | - | - | - | - | - | - | 0 | |
| 76 OTHER EUROP. COUNTRIES | - | - | - | - | - | - | - | - | - | - | - | - | |
| 82 USA | - | - | - | - | - | - | - | - | - | - | - | - | |
| 85 OTHER COUNTRIES | - | - | - | - | - | - | - | - | - | - | - | - | |
| 88 TOTAL THIRD COUNTRIES | - | 12 | - | - | 0 | - | - | - | - | - | 0 | 87 | |
| 90 ZUSAMMEN-TOTAAL-TOTAL B | 0 | 391 | 58 | 0 | 10 | 0 | 2 | 2 | 0 | 1 | 0 | 1745 | |
| 95 INSG.-TOTAAL-TOTAL A+B | 1 | 568 | 302 | 10 | 94 | 28 | 2 | 2 | 0 | 2 | 1 | 3083 | |

B I N N E N W A S S E R - B I N N E N W A T E R E N - V O I E N A V I G A B L E
 GRENZUEBERSCHREITENDER VERKEHR NACH LAND UND GUETERGRUPPE
 INTERNATIONAAL VERVOER NAAR LAND EN GOEDERENGROEP
 TRAFIC INTERNATIONAL PAR PAYS ET GROUPE DE MARCHANDISES

2.2.04:1 (6A)

NEDERLAND

1985

MIO TKM

| LAND - PAYS | GUETERGRUPPE - GOEDERENGROEP - GROUPE DE MARCHANDISES | | | | | | | | | | | | | |
|---|---|----|----|----|----|-----|----|-----|----|-----|----|----|-----|--|
| | 01 | 02 | 03 | 04 | 05 | 06 | 07 | 08 | 09 | 10 | 11 | 12 | 13 | |
| A. EMPFANG AUS: AANVOER UIT: RECEPTIONS DE: | | | | | | | | | | | | | | |
| 01 BR DEUTSCHLAND | 36 | 5 | 6 | 6 | 1 | 113 | 48 | 393 | 0 | 84 | 50 | 4 | 231 | |
| 02 FRANCE | 252 | 12 | 0 | 2 | 2 | 88 | 6 | 1 | | 3 | 2 | 0 | 11 | |
| 03 ITALIA | - | - | - | - | - | - | - | - | - | - | - | - | - | |
| 04 NEDERLAND | - | - | - | - | - | - | - | - | - | - | - | - | - | |
| 05 BELGIE/BELGIE | 164 | 10 | - | 1 | 1 | 103 | 13 | 31 | 2 | 161 | 25 | 3 | 59 | |
| 06 LUXEMBOURG | - | - | - | - | - | - | - | 0 | - | - | - | - | 11 | |
| 07 UNITED KINGDOM | - | - | - | - | - | - | - | - | - | - | - | - | - | |
| 08 IRELAND | - | - | - | - | - | - | - | - | - | - | - | - | - | |
| 09 DANMARK | - | - | - | - | - | - | - | - | - | - | - | - | - | |
| 10 HELLAS | - | - | - | - | - | - | - | - | - | - | - | - | - | |
| 20 EUR | 452 | 27 | 6 | 9 | 3 | 303 | 68 | 424 | 3 | 248 | 77 | 8 | 312 | |
| 36 SWITZERLAND | - | - | - | 0 | 0 | 1 | 0 | 0 | - | 1 | - | 0 | 4 | |
| 38 AUSTRIA | - | - | - | - | - | - | - | - | - | - | - | - | - | |
| 48 YUGOSLAVIA | - | - | - | - | - | - | - | - | - | - | - | - | - | |
| 56 USSR | - | - | - | - | - | - | - | - | - | - | - | - | - | |
| 58 GERMAN DR | - | - | - | - | - | 0 | 1 | 1 | - | - | 0 | 0 | 1 | |
| 60 POLAND | - | - | - | - | - | - | - | - | - | - | - | - | - | |
| 62 CZECHOSLOVAKIA | - | - | - | - | - | - | - | - | - | - | - | - | - | |
| 64 HUNGARY | - | - | - | - | - | - | - | - | - | - | - | - | - | |
| 66 RUMANIA | - | - | - | - | - | - | - | - | - | - | - | - | - | |
| 68 BULGARIA | - | - | - | - | - | - | - | - | - | - | - | - | - | |
| 71 TOTAL STATE TRADING | - | - | - | - | - | 0 | 1 | 1 | - | - | 0 | 0 | 1 | |
| 76 OTHER EUROP. COUNTRIES | - | - | - | - | - | - | - | - | - | - | - | - | - | |
| 82 USA | - | - | - | - | - | - | - | - | - | - | - | - | - | |
| 85 OTHER COUNTRIES | - | - | - | - | - | 0 | - | - | - | - | 0 | 0 | 2 | |
| 88 TOTAL THIRD COUNTRIES | - | - | - | 0 | 0 | 1 | 1 | 1 | - | 1 | 0 | 0 | 6 | |
| 90 ZUSAMMEN-TOTAAL-TOTAL A | 452 | 27 | 6 | 9 | 3 | 304 | 69 | 426 | 3 | 249 | 78 | 8 | 318 | |

B I N N E N W A S S E R - B I N N E N W A T E R E N - V O I E N A V I G A B L E
 GRENZUEBERSCHREITENDER VERKEHR NACH LAND UND GUETERGRUPPE
 INTERNATIONAAL VERVOER NAAR LAND EN GOEDERENGROEP
 TRAFIC INTERNATIONAL PAR PAYS ET GROUPE DE MARCHANDISES

2.2.04:2 (6A)

NEDERLAND

1985

MIO TKM

| LAND - PAYS | GUETERGRUPPE - GOEDERENGROEP - GROUPE DE MARCHANDISES | | | | | | | | | | | | |
|---|---|------|-----|----|-----|----|----|----|----|----|-----|-------|--|
| | 14 | 15 | 16 | 17 | 18 | 19 | 20 | 21 | 22 | 23 | 24 | 01-24 | |
| A. EMPFANG AUS: AANVOER UIT: RECEPTIONS DE: | | | | | | | | | | | | | |
| 01 BR DEUTSCHLAND | 86 | 1924 | 65 | 13 | 295 | 0 | 33 | 6 | 1 | 4 | 215 | 3620 | |
| 02 FRANCE | 1 | 171 | 18 | 0 | 7 | 0 | 2 | 3 | - | 0 | 2 | 583 | |
| 03 ITALIA | - | - | - | - | - | - | - | - | - | - | - | - | |
| 04 NEDERLAND | - | - | - | - | - | - | - | - | - | - | - | - | |
| 05 BELGIE/BELGIE | 259 | 1007 | 55 | 1 | 198 | 8 | 1 | 24 | 0 | 1 | 62 | 2189 | |
| 06 LUXEMBOURG | - | 1 | - | - | - | - | 0 | 0 | - | - | 0 | 12 | |
| 07 UNITED KINGDOM | - | - | - | - | - | - | - | - | - | - | - | - | |
| 08 IRELAND | - | - | - | - | - | - | - | - | - | - | - | - | |
| 09 DANMARK | - | - | - | - | - | - | - | - | - | - | - | - | |
| 10 HELLAS | - | - | - | - | - | - | - | - | - | - | - | - | |
| 20 EUR | 346 | 3103 | 138 | 14 | 499 | 8 | 36 | 33 | 1 | 6 | 279 | 6404 | |
| 36 SWITZERLAND | - | 1 | - | - | 1 | - | 3 | 0 | 0 | 0 | 1 | 12 | |
| 38 AUSTRIA | - | - | - | - | - | - | - | - | - | - | - | - | |
| 48 YUGOSLAVIA | - | - | - | - | - | - | - | - | - | - | - | - | |
| 56 USSR | - | - | - | - | - | - | - | - | - | - | - | - | |
| 58 GERMAN DR | - | 5 | 2 | - | 0 | - | - | - | - | - | 0 | 10 | |
| 60 POLAND | - | - | - | - | - | - | - | - | - | - | - | - | |
| 62 CZECHOSLOVAKIA | - | - | - | - | - | - | - | - | - | - | - | - | |
| 64 HUNGARY | - | - | - | - | - | - | - | - | - | - | - | - | |
| 66 RUMANIA | - | - | - | - | - | - | - | - | - | - | - | - | |
| 68 BULGARIA | - | - | - | - | - | - | - | - | - | - | - | - | |
| 71 TOTAL STATE TRADING | - | 5 | 2 | - | 0 | - | - | - | - | - | 0 | 10 | |
| 76 OTHER EUROP. COUNTRIES | - | - | - | - | - | - | - | - | - | - | - | - | |
| 82 USA | - | - | - | - | - | - | - | - | - | - | - | - | |
| 85 OTHER COUNTRIES | 0 | - | - | - | 1 | - | - | - | 1 | - | - | 4 | |
| 88 TOTAL THIRD COUNTRIES | 0 | 6 | 2 | - | 2 | - | 3 | 0 | 1 | 0 | 1 | 27 | |
| 90 ZUSAMMEN-TOTAAL-TOTAL A | 346 | 3108 | 141 | 14 | 501 | 8 | 39 | 34 | 2 | 6 | 280 | 6431 | |

B I N N E N W A S S E R - B I N N E N W A T E R E N - V O I E N A V I G A B L E 2.2.04:3 (6A)
 GRENZUEBERSCHREITENDER VERKEHR NACH LAND UND GUETERGRUPPE NEDERLAND
 INTERNATIONAAL VERVOER HAAR LAND EN GOEDERENGROEP 1985
 TRAFIC INTERNATIONAL PAR PAYS ET GROUPE DE MARCHANDISES MIO TKM

| LAND - PAYS | GUETERGRUPPE - GOEDERENGROEP - GROUPE DE MARCHANDISES | | | | | | | | | | | | |
|---|---|----|----|----|----|------|-----|------|----|------|------|-----|-----|
| | 01 | 02 | 03 | 04 | 05 | 06 | 07 | 08 | 09 | 10 | 11 | 12 | 13 |
| B. VERSAND NACH: AFVOER NAAR: EXPEDITIONS VERS: | | | | | | | | | | | | | |
| 01 BR DEUTSCHLAND | 107 | 48 | - | 29 | 2 | 722 | 327 | 480 | - | 2597 | 4482 | 341 | 272 |
| 02 FRANCE | 29 | 0 | - | 1 | 0 | 23 | 14 | 63 | - | 52 | 143 | 19 | 33 |
| 03 ITALIA | - | - | - | - | - | - | - | - | - | - | - | - | - |
| 04 NEDERLAND | - | - | - | - | - | - | - | - | - | - | - | - | - |
| 05 BELGIQUE/BELGIE | 50 | 11 | - | 6 | 2 | 186 | 66 | 76 | 57 | 314 | 196 | 11 | 118 |
| 06 LUXEMBOURG | 0 | - | - | - | - | 2 | 0 | 18 | - | 8 | 4 | - | 0 |
| 07 UNITED KINGDOM | - | - | - | - | - | - | - | - | - | - | - | - | - |
| 08 IRELAND | - | - | - | - | - | - | - | - | - | - | - | - | - |
| 09 DANMARK | - | - | - | - | - | - | - | - | - | - | - | - | - |
| 10 HELLAS | - | - | - | - | - | - | - | - | - | - | - | - | - |
| 20 EUR | 185 | 59 | - | 36 | 4 | 933 | 407 | 637 | 57 | 2972 | 4825 | 370 | 423 |
| 36 SWITZERLAND | 37 | 0 | - | 1 | 0 | 14 | 18 | 24 | - | 197 | 6 | 1 | 39 |
| 38 AUSTRIA | - | - | - | - | - | - | - | - | - | - | - | - | - |
| 48 YUGOSLAVIA | - | - | - | - | - | - | - | - | - | - | - | - | - |
| 56 USSR | - | - | - | - | - | - | - | - | - | - | - | - | - |
| 58 GERMAN DR | 0 | - | - | - | - | 0 | - | - | - | 0 | 6 | - | 4 |
| 60 POLAND | - | - | - | - | - | - | - | - | - | - | - | - | - |
| 62 CZECHOSLOVAKIA | - | - | - | - | - | - | - | - | - | - | - | - | - |
| 64 HUNGARY | - | - | - | - | - | - | - | - | - | - | - | - | - |
| 66 RUMANIA | - | - | - | - | - | - | - | - | - | - | - | - | - |
| 68 BULGARIA | - | - | - | - | - | - | - | - | - | - | - | - | - |
| 71 TOTAL STATE TRADING | 0 | - | - | - | - | 0 | - | - | - | 0 | 6 | - | 4 |
| 76 OTHER EUROP. COUNTRIES | - | - | - | - | - | - | - | - | - | - | - | - | - |
| 82 USA | - | - | - | - | - | - | - | - | - | - | - | - | - |
| 85 OTHER COUNTRIES | - | - | - | - | - | - | - | - | - | - | - | - | - |
| 88 TOTAL THIRD COUNTRIES | 37 | 0 | - | 1 | 0 | 14 | 18 | 24 | - | 197 | 11 | 1 | 43 |
| 90 ZUSAMMEN-TOTAAL-TOTAL B | 222 | 59 | - | 36 | 4 | 947 | 425 | 662 | 57 | 3170 | 4836 | 371 | 466 |
| 95 INSG.-TOTAAL-TOTAL A+B | 674 | 86 | 6 | 46 | 7 | 1252 | 494 | 1087 | 60 | 3418 | 4914 | 379 | 785 |

B I N N E N W A S S E R - B I N N E N W A T E R E N - V O I E N A V I G A B L E 2.2.04:4 (6A)
 GRENZUEBERSCHREITENDER VERKEHR NACH LAND UND GUETERGRUPPE NEDERLAND
 INTERNATIONAAL VERVOER HAAR LAND EN GOEDERENGROEP 1985
 TRAFIC INTERNATIDNAL PAR PAYS ET GROUPE DE MARCHANDISES MIO TKM

| LAND - PAYS | GUETERGRUPPE - GOEDERENGROEP - GROUPE DE MARCHANDISES | | | | | | | | | | | | |
|---|---|------|-----|----|------|-----|----|----|----|----|-----|-------|--|
| | 14 | 15 | 16 | 17 | 18 | 19 | 20 | 21 | 22 | 23 | 24 | 01-24 | |
| B. VERSAND NACH: AFVOER NAAR: EXPEDITIONS VERS: | | | | | | | | | | | | | |
| 01 BR DEUTSCHLAND | 21 | 298 | 305 | 32 | 443 | 71 | 13 | 1 | 4 | 13 | 76 | 10683 | |
| 02 FRANCE | 1 | 29 | 57 | 0 | 26 | 12 | 0 | 3 | 0 | 1 | 2 | 507 | |
| 03 ITALIA | - | - | - | - | - | - | - | - | - | - | - | - | |
| 04 NEDERLAND | - | - | - | - | - | - | - | - | - | - | - | - | |
| 05 BELGIQUE/BELGIE | 2 | 695 | 145 | 1 | 419 | 3 | 5 | 34 | 0 | 2 | 61 | 2460 | |
| 06 LUXEMBOURG | 0 | 1 | 1 | - | - | - | - | - | - | - | 0 | 34 | |
| 07 UNITED KINGDOM | - | - | - | - | - | - | - | - | - | - | - | - | |
| 08 IRELAND | - | - | - | - | - | - | - | - | - | - | - | - | |
| 09 DANMARK | - | - | - | - | - | - | - | - | - | - | - | - | |
| 10 HELLAS | - | - | - | - | - | - | - | - | - | - | - | - | |
| 20 EUR | 24 | 1022 | 507 | 33 | 888 | 86 | 17 | 38 | 4 | 16 | 138 | 13684 | |
| 36 SWITZERLAND | 1 | 16 | 4 | - | 24 | 27 | 1 | 0 | 0 | 0 | 5 | 414 | |
| 38 AUSTRIA | - | - | - | - | - | - | - | - | - | - | - | - | |
| 48 YUGOSLAVIA | - | - | - | - | - | - | - | - | - | - | - | - | |
| 56 USSR | - | - | - | - | - | - | - | - | - | - | - | - | |
| 58 GERMAN DR | - | 0 | 0 | - | - | - | 0 | - | - | - | - | 11 | |
| 60 POLAND | - | - | - | - | - | - | - | - | - | - | - | - | |
| 62 CZECHOSLOVAKIA | - | - | - | - | - | - | - | - | - | - | - | - | |
| 64 HUNGARY | - | - | - | - | - | - | - | - | - | - | - | - | |
| 66 RUMANIA | - | - | - | - | - | - | - | - | - | - | - | - | |
| 68 BULGARIA | - | - | - | - | - | - | - | - | - | - | - | - | |
| 71 TOTAL STATE TRADING | - | 0 | 0 | - | - | - | 0 | - | - | - | - | 11 | |
| 76 OTHER EUROP. COUNTRIES | - | - | - | - | - | - | - | - | - | - | - | - | |
| 82 USA | - | - | - | - | - | - | - | - | - | - | - | - | |
| 85 OTHER COUNTRIES | - | - | - | - | - | - | - | - | - | - | - | - | |
| 88 TOTAL THIRD COUNTRIES | 1 | 16 | 4 | - | 24 | 27 | 1 | 0 | 0 | 0 | 5 | 425 | |
| 90 ZUSAMMEN-TOTAAL-TOTAL B | 24 | 1038 | 512 | 33 | 911 | 113 | 18 | 38 | 4 | 16 | 143 | 14109 | |
| 95 INSG.-TOTAAL-TOTAL A+B | 371 | 4147 | 653 | 47 | 1413 | 121 | 57 | 72 | 6 | 22 | 424 | 20539 | |

B I N N E N W A S S E R - B I N N E N W A T E R E N - V O I E N A V I G A B L E
 GRENZUEBERSCHREITENDER VERKEHR NACH LAND UND GUETERGRUPPE
 INTERNATIONAAL VERVOER NAAR LAND EN GOEDERENGROEP
 TRAFIC INTERNATIONAL PAR PAYS ET GROUPE DE MARCHANDISES

2.2.05:1 (6A)
 BELGIQUE/BELGIE
 1985
 MIO TKM

| LAND - PAYS | GUETERGRUPPE - GOEDERENGROEP - GROUPE DE MARCHANDISES | | | | | | | | | | | | |
|---|---|----|----|----|----|-----|----|----|----|-----|-----|----|-----|
| | 01 | 02 | 03 | 04 | 05 | 06 | 07 | 08 | 09 | 10 | 11 | 12 | 13 |
| A. EMPFANG AUS: AAHVOER UIT: RECEPTIONS DE: | | | | | | | | | | | | | |
| 01 BR DEUTSCHLAND | 9 | - | - | 0 | 0 | 6 | 1 | 35 | 0 | 6 | 10 | 4 | 56 |
| 02 FRANCE | 177 | 0 | 0 | 0 | 0 | 54 | 5 | 0 | 0 | 1 | 0 | 0 | 20 |
| 03 ITALIA | - | - | - | - | - | - | - | - | - | - | - | - | - |
| 04 NEDERLAND | 10 | 0 | - | 1 | 0 | 56 | 16 | 47 | 9 | 248 | 121 | 6 | 29 |
| 05 BELGIQUE/BELGIE | - | - | - | - | - | - | - | - | - | - | - | - | - |
| 06 LUXEMBOURG | 0 | - | - | 0 | - | - | - | 0 | - | - | - | - | 1 |
| 07 UNITED KINGDOM | - | - | - | - | - | - | - | - | - | 0 | - | - | - |
| 08 IRELAND | - | - | - | - | - | - | - | - | - | - | - | - | - |
| 09 DANMARK | 0 | - | - | - | - | 0 | 0 | - | - | - | - | - | 0 |
| 10 HELLAS | - | - | - | - | - | - | - | - | - | - | - | - | - |
| 20 EUR | 197 | 0 | 0 | 1 | 0 | 117 | 22 | 83 | 9 | 256 | 131 | 10 | 107 |
| 36 SWITZERLAND | - | - | - | - | - | 0 | - | - | - | - | 0 | 0 | 1 |
| 38 AUSTRIA | - | - | - | - | - | - | - | - | - | - | - | - | - |
| 48 YUGOSLAVIA | - | - | - | - | - | - | - | - | - | - | - | - | - |
| 56 USSR | - | - | - | - | - | - | - | - | - | - | - | - | - |
| 58 GERMAN DR | 0 | - | - | - | - | 0 | - | 1 | - | - | - | - | 1 |
| 60 POLAND | - | - | - | - | - | 0 | - | 0 | - | - | - | - | 0 |
| 62 CZECHOSLOVAKIA | - | - | - | - | - | - | - | - | - | - | - | - | - |
| 64 HUNGARY | - | - | - | - | - | - | - | - | - | - | - | - | - |
| 66 RUMANIA | - | - | - | - | - | - | - | - | - | - | - | - | - |
| 68 BULGARIA | - | - | - | - | - | - | - | - | - | - | - | - | - |
| 71 TOTAL STATE TRADING | 0 | - | - | - | - | 0 | - | 1 | - | - | - | - | 1 |
| 76 OTHER EUROP. COUNTRIES | - | - | - | - | - | - | - | - | - | - | - | - | 0 |
| 82 USA | 0 | - | - | - | - | - | - | - | - | - | 1 | - | 0 |
| 85 OTHER COUNTRIES | - | - | - | - | - | - | 0 | - | - | - | 0 | - | - |
| 88 TOTAL THIRD COUNTRIES | 0 | - | - | - | - | 0 | 0 | 1 | - | - | 1 | 0 | 3 |
| 90 ZUSAMMEN-TOTAAL-TOTAL A | 197 | 0 | 0 | 1 | 0 | 117 | 22 | 84 | 9 | 256 | 132 | 10 | 109 |

B I N N E N W A S S E R - B I N N E N W A T E R E N - V O I E N A V I G A B L E
 GRENZUEBERSCHREITENDER VERKEHR NACH LAND UND GUETERGRUPPE
 INTERNATIONAAL VERVOER NAAR LAND EN GOEDERENGROEP
 TRAFIC INTERNATIONAL PAR PAYS ET GROUPE DE MARCHANDISES

2.2.05:2 (6A)
 BELGIQUE/BELGIE
 1985
 MIO TKM

| LAND - PAYS | GUETERGRUPPE - GOEDERENGROEP - GROUPE DE MARCHANDISES | | | | | | | | | | | | |
|---|---|-----|-----|----|----|----|----|----|----|----|----|-------|--|
| | 14 | 15 | 16 | 17 | 18 | 19 | 20 | 21 | 22 | 23 | 24 | 01-24 | |
| A. EMPFANG AUS: AAHVOER UIT: RECEPTIONS DE: | | | | | | | | | | | | | |
| 01 BR DEUTSCHLAND | 1 | 51 | 55 | 1 | 22 | 0 | 5 | 0 | 0 | 0 | 3 | 267 | |
| 02 FRANCE | 0 | 8 | 10 | - | 7 | - | 0 | 0 | - | - | 0 | 284 | |
| 03 ITALIA | - | - | - | - | - | - | - | - | - | - | - | - | |
| 04 NEDERLAND | 2 | 490 | 47 | 1 | 57 | 2 | 7 | 0 | 0 | 0 | 3 | 1152 | |
| 05 BELGIQUE/BELGIE | - | - | - | - | - | - | - | - | - | - | - | - | |
| 06 LUXEMBOURG | 0 | - | - | - | 0 | - | 0 | 0 | - | - | - | 1 | |
| 07 UNITED KINGDOM | - | - | - | - | - | - | - | - | - | - | - | 0 | |
| 08 IRELAND | - | - | - | - | - | - | - | - | - | - | - | - | |
| 09 DANMARK | - | - | - | - | - | - | - | - | - | - | - | 1 | |
| 10 HELLAS | - | - | - | - | - | - | - | - | - | - | - | - | |
| 20 EUR | 3 | 548 | 113 | 1 | 86 | 2 | 12 | 0 | 0 | 1 | 7 | 1706 | |
| 36 SWITZERLAND | - | 1 | 0 | - | 0 | - | 0 | 0 | - | 0 | 0 | 3 | |
| 38 AUSTRIA | - | - | - | - | - | - | - | - | - | - | - | - | |
| 48 YUGOSLAVIA | - | - | - | - | - | - | - | - | - | - | - | - | |
| 56 USSR | - | - | - | - | - | - | - | - | - | - | - | - | |
| 58 GERMAN DR | - | 0 | 2 | - | 0 | - | 0 | - | - | - | - | 4 | |
| 60 POLAND | 1 | - | - | - | - | - | 0 | - | 0 | - | - | 1 | |
| 62 CZECHOSLOVAKIA | - | - | - | - | - | - | - | - | - | - | - | - | |
| 64 HUNGARY | - | - | - | - | - | - | - | - | - | - | - | - | |
| 66 RUMANIA | 0 | - | - | - | - | - | - | - | - | - | - | 0 | |
| 68 BULGARIA | - | - | - | - | - | - | - | - | - | - | - | - | |
| 71 TOTAL STATE TRADING | 1 | 0 | 2 | - | 0 | - | 0 | - | 0 | - | - | 6 | |
| 76 OTHER EUROP. COUNTRIES | - | - | - | - | - | - | - | - | - | - | - | 0 | |
| 82 USA | - | - | - | - | - | - | - | - | - | - | - | 2 | |
| 85 OTHER COUNTRIES | - | - | - | - | - | - | - | - | - | - | - | 0 | |
| 88 TOTAL THIRD COUNTRIES | 1 | 1 | 2 | - | 0 | - | 0 | 0 | 0 | 0 | 0 | 11 | |
| 90 ZUSAMMEN-TOTAAL-TOTAL A | 4 | 550 | 115 | 1 | 86 | 2 | 12 | 0 | 0 | 1 | 7 | 1716 | |

B I N N E N W A S S E R - B I N N E N W A T E R E N - V O I E N A V I G A B L E
 GRENZUEBERSCHREITENDER VERKEHR NACH LAND UND GUETERGRUPPE
 INTERNATIONAAL VERVOER NAAR LAND EN GOEDERENGROEP
 TRAFIC INTERNATIONAL PAR PAYS ET GROUPE DE MARCHANDISES

2.2.05:3 (6A)
 BELGIQUE/BELGIE
 1985
 MIO TKM

| LAND - PAYS | GUETERGRUPPE | | | GOEDERENGROEP | | | GROUPE DE MARCHANDISES | | | | | | |
|---|--------------|----|----|---------------|----|-----|------------------------|-----|----|-----|-----|----|-----|
| | 01 | 02 | 03 | 04 | 05 | 06 | 07 | 08 | 09 | 10 | 11 | 12 | 13 |
| B. VERSAND NACH: AFVOER NAAR: EXPEDITIONS VERS: | | | | | | | | | | | | | |
| 01 BR DEUTSCHLAND | 18 | 0 | 0 | 1 | 0 | 3 | 2 | 28 | 0 | 36 | 8 | 6 | 28 |
| 02 FRANCE | 23 | 0 | - | 10 | 0 | 23 | 3 | 22 | 0 | 9 | 9 | 53 | 42 |
| 03 ITALIA | - | - | - | - | - | - | - | - | - | - | - | - | - |
| 04 NEDERLAND | 27 | 0 | - | 0 | 0 | 11 | 2 | 19 | 0 | 42 | 11 | 1 | 35 |
| 05 BELGIQUE/BELGIE | - | - | - | - | - | - | - | - | - | - | - | - | - |
| 06 LUXEMBOURG | - | - | - | - | - | 0 | - | 0 | - | 0 | - | - | 0 |
| 07 UNITED KINGDOM | - | - | - | - | - | - | - | - | - | - | - | - | - |
| 08 IRELAND | - | - | - | - | - | - | - | 0 | - | - | - | - | 0 |
| 09 DANMARK | - | - | - | - | - | 0 | - | 0 | - | 0 | - | - | - |
| 10 HELLAS | - | - | - | - | - | - | - | - | - | - | - | - | - |
| 20 EUR | 69 | 0 | 0 | 12 | 1 | 36 | 7 | 69 | 0 | 87 | 28 | 59 | 105 |
| 36 SWITZERLAND | 1 | - | - | 0 | - | 0 | 0 | 2 | - | 13 | 0 | - | 3 |
| 38 AUSTRIA | - | - | - | - | - | - | - | - | - | - | - | - | - |
| 48 YUGOSLAVIA | - | - | - | - | - | - | - | - | - | - | - | - | - |
| 56 USSR | - | - | - | - | - | - | - | - | - | - | - | - | - |
| 58 GERMAN DR | - | - | - | - | - | - | - | 0 | - | - | 1 | - | 0 |
| 60 POLAND | - | - | - | - | - | - | - | - | - | - | - | - | 0 |
| 62 CZECHOSLOVAKIA | - | - | - | - | - | - | - | - | - | - | - | - | - |
| 64 HUNGARY | - | - | - | - | - | - | - | - | - | - | - | - | - |
| 66 RUMANIA | - | - | - | - | - | - | - | - | - | - | - | - | - |
| 68 BULGARIA | - | - | - | - | - | - | - | - | - | - | - | - | - |
| 71 TOTAL STATE TRADING | - | - | - | - | - | - | - | 0 | - | - | 1 | - | 0 |
| 76 OTHER EUROP. COUNTRIES | - | - | - | - | - | - | - | 0 | - | - | - | - | - |
| 82 USA | - | - | - | - | - | - | - | - | - | - | - | - | - |
| 85 OTHER COUNTRIES | - | - | - | - | - | - | - | - | - | - | - | - | - |
| 88 TOTAL THIRD COUNTRIES | 1 | - | - | 0 | - | 0 | 0 | 2 | - | 13 | 1 | - | 3 |
| 90 ZUSAMMEN-TOTAAL-TOTAL B | 69 | 0 | 0 | 12 | 1 | 37 | 7 | 71 | 0 | 100 | 29 | 59 | 108 |
| 95 INSG.-TOTAAL-TOTAL A+B | 266 | 1 | 0 | 13 | 1 | 154 | 29 | 155 | 9 | 355 | 161 | 70 | 218 |

B I N N E N W A S S E R - B I N N E N W A T E R E N - V O I E N A V I G A B L E
 GRENZUEBERSCHREITENDER VERKEHR NACH LAND UND GUETERGRUPPE
 INTERNATIONAAL VERVOER NAAR LAND EN GOEDERENGROEP
 TRAFIC INTERNATIONAL PAR PAYS ET GROUPE DE MARCHANDISES

2.2.05:4 (6A)
 BELGIQUE/BELGIE
 1985
 MIO TKM

| LAND - PAYS | GUETERGRUPPE | | | GOEDERENGROEP | | | GROUPE DE MARCHANDISES | | | | | |
|---|--------------|-----|-----|---------------|-----|----|------------------------|----|----|----|----|-------|
| | 14 | 15 | 16 | 17 | 18 | 19 | 20 | 21 | 22 | 23 | 24 | 01-24 |
| B. VERSAND NACH: AFVOER NAAR: EXPEDITIONS VERS: | | | | | | | | | | | | |
| 01 BR DEUTSCHLAND | 5 | 17 | 27 | 0 | 18 | 2 | 1 | 0 | 0 | 0 | 1 | 204 |
| 02 FRANCE | 9 | 135 | 64 | 0 | 8 | 3 | 0 | 0 | 0 | 0 | 1 | 415 |
| 03 ITALIA | - | - | - | - | - | - | - | - | - | - | - | - |
| 04 NEDERLAND | 90 | 190 | 11 | 1 | 34 | 8 | 7 | 1 | - | 0 | 9 | 499 |
| 05 BELGIQUE/BELGIE | - | - | - | - | - | - | - | - | - | - | - | - |
| 06 LUXEMBOURG | - | 1 | 0 | - | - | - | - | - | - | - | - | 1 |
| 07 UNITED KINGDOM | - | - | - | - | 0 | - | - | - | - | - | - | 0 |
| 08 IRELAND | - | - | - | - | - | - | - | - | - | - | - | 0 |
| 09 DANMARK | 0 | - | 0 | - | - | - | - | - | - | - | - | 1 |
| 10 HELLAS | - | - | - | - | - | - | - | - | - | - | - | - |
| 20 EUR | 104 | 343 | 103 | 1 | 60 | 14 | 9 | 1 | 1 | 1 | 11 | 1120 |
| 36 SWITZERLAND | 0 | 2 | 0 | 0 | 0 | 0 | 0 | - | - | 0 | 1 | 23 |
| 38 AUSTRIA | - | - | - | - | - | - | - | - | - | - | - | - |
| 48 YUGOSLAVIA | - | - | - | - | - | - | - | - | - | - | - | - |
| 56 USSR | - | - | - | - | - | - | - | - | - | - | - | - |
| 58 GERMAN DR | - | 0 | - | - | - | - | - | - | - | - | - | 1 |
| 60 POLAND | 0 | - | 1 | - | - | - | - | - | - | - | - | 1 |
| 62 CZECHOSLOVAKIA | - | - | - | - | - | - | - | - | - | - | - | - |
| 64 HUNGARY | - | - | - | - | - | - | - | - | - | - | - | - |
| 66 RUMANIA | - | - | - | - | - | - | - | - | - | - | - | - |
| 68 BULGARIA | - | - | - | - | - | - | - | - | - | - | - | - |
| 71 TOTAL STATE TRADING | 0 | 0 | 1 | - | - | - | - | - | - | - | - | 2 |
| 76 OTHER EUROP. COUNTRIES | - | 0 | 0 | 0 | - | - | - | - | - | - | - | 0 |
| 82 USA | - | - | - | - | - | - | - | 0 | - | - | - | 0 |
| 85 OTHER COUNTRIES | - | - | 0 | - | - | - | - | - | - | - | - | 0 |
| 88 TOTAL THIRD COUNTRIES | 0 | 2 | 1 | 0 | 0 | 0 | 0 | 0 | - | 0 | 1 | 25 |
| 90 ZUSAMMEN-TOTAAL-TOTAL B | 105 | 345 | 104 | 1 | 60 | 14 | 9 | 1 | 1 | 1 | 12 | 1145 |
| 95 INSG.-TOTAAL-TOTAL A+B | 108 | 895 | 219 | 2 | 146 | 16 | 21 | 1 | 1 | 1 | 19 | 2861 |

B I N N E N W A S S E R - B I N N E N W A T E R E N - V O I E N A V I G A B L E
 GRENZUEBERSCHREITENDER VERKEHR NACH LAND UND GUETERGRUPPE
 INTERNATIONAAL VERVOER NAAR LAND EN GOEDERENGROEP
 TRAFIC INTERNATIONAL PAR PAYS ET GROUPE DE MARCHANDISES

2.2.06:1 (6A)
 LUXEMBOURG
 1985
 MIO TKM

| LAND - PAYS | GUETERGRUPPE | | | GOEDERENGROEP | | | GROUPE DE MARCHANDISES | | | | | | |
|---|--------------|----|----|---------------|----|----|------------------------|----|----|----|----|----|----|
| | 01 | 02 | 03 | 04 | 05 | 06 | 07 | 08 | 09 | 10 | 11 | 12 | 13 |
| A. EMPFANG AUS: AANVOER UIT: RECEPTIONS DE: | | | | | | | | | | | | | |
| 01 BR DEUTSCHLAND | 0 | - | - | - | - | 0 | - | 1 | - | 0 | 0 | - | 0 |
| 02 FRANCE | - | - | - | - | - | - | - | - | - | 0 | - | - | - |
| 03 ITALIA | - | - | - | - | - | - | - | - | - | - | - | - | - |
| 04 NEDERLAND | - | - | - | - | - | 0 | - | 0 | - | 0 | 0 | - | 0 |
| 05 BELGIQUE/BELGIE | - | - | - | - | - | - | - | 0 | - | 0 | - | - | 0 |
| 06 LUXEMBOURG | - | - | - | - | - | - | - | - | - | - | - | - | - |
| 07 UNITED KINGDOM | - | - | - | - | - | - | - | - | - | - | - | - | - |
| 08 IRELAND | - | - | - | - | - | - | - | - | - | - | - | - | - |
| 09 DANMARK | - | - | - | - | - | - | - | - | - | - | - | - | - |
| 10 HELLAS | - | - | - | - | - | - | - | - | - | - | - | - | - |
| 20 EUR | 0 | - | - | - | - | 0 | - | 1 | - | 0 | 0 | - | 0 |
| 36 SWITZERLAND | - | - | - | - | - | - | - | - | - | - | - | - | - |
| 38 AUSTRIA | - | - | - | - | - | - | - | - | - | - | - | - | - |
| 48 YUGOSLAVIA | - | - | - | - | - | - | - | - | - | - | - | - | - |
| 56 USSR | - | - | - | - | - | - | - | - | - | - | - | - | - |
| 58 GERMAN DR | - | - | - | - | - | - | - | - | - | - | - | - | - |
| 60 POLAND | - | - | - | - | - | - | - | - | - | - | - | - | - |
| 62 CZECHOSLOVAKIA | - | - | - | - | - | - | - | - | - | - | - | - | - |
| 64 HUNGARY | - | - | - | - | - | - | - | - | - | - | - | - | - |
| 66 RUMANIA | - | - | - | - | - | - | - | - | - | - | - | - | - |
| 68 BULGARIA | - | - | - | - | - | - | - | - | - | - | - | - | - |
| 71 TOTAL STATE TRADING | - | - | - | - | - | - | - | - | - | - | - | - | - |
| 76 OTHER EUROP. COUNTRIES | - | - | - | - | - | - | - | - | - | - | - | - | - |
| 82 USA | - | - | - | - | - | - | - | - | - | - | - | - | - |
| 85 OTHER COUNTRIES | - | - | - | - | - | - | - | - | - | - | - | - | 0 |
| 88 TOTAL THIRD COUNTRIES | - | - | - | - | - | - | - | - | - | - | - | - | 0 |
| 90 ZUSAMMEN-TOTAAL-TOTAL A | 0 | - | - | - | - | 0 | - | 1 | - | 0 | 0 | - | 0 |

B I N N E N W A S S E R - B I N N E N W A T E R E N - V O I E N A V I G A B L E
 GRENZUEBERSCHREITENDER VERKEHR NACH LAND UND GUETERGRUPPE
 INTERNATIONAAL VERVOER NAAR LAND EN GOEDERENGROEP
 TRAFIC INTERNATIONAL PAR PAYS ET GROUPE DE MARCHANDISES

2.2.06:2 (6A)
 LUXEMBOURG
 1985
 MIO TKM

| LAND - PAYS | GUETERGRUPPE | | | GOEDERENGROEP | | | GROUPE DE MARCHANDISES | | | | | | |
|---|--------------|----|----|---------------|----|----|------------------------|----|----|----|----|-------|--|
| | 14 | 15 | 16 | 17 | 18 | 19 | 20 | 21 | 22 | 23 | 24 | 01-24 | |
| A. EMPFANG AUS: AANVOER UIT: RECEPTIONS DE: | | | | | | | | | | | | | |
| 01 BR DEUTSCHLAND | - | 1 | 0 | - | - | - | - | - | - | - | - | 2 | |
| 02 FRANCE | - | 2 | 0 | - | - | - | - | - | - | - | - | 2 | |
| 03 ITALIA | - | - | - | - | - | - | - | - | - | - | - | - | |
| 04 NEDERLAND | 0 | 1 | 0 | - | - | - | - | - | - | - | - | 1 | |
| 05 BELGIQUE/BELGIE | - | 0 | 0 | - | - | - | - | - | - | - | - | 0 | |
| 06 LUXEMBOURG | - | - | - | - | - | - | - | - | - | - | - | - | |
| 07 UNITED KINGDOM | - | - | - | - | - | - | - | - | - | - | - | - | |
| 08 IRELAND | - | - | - | - | - | - | - | - | - | - | - | - | |
| 09 DANMARK | - | - | - | - | - | - | - | - | - | - | - | - | |
| 10 HELLAS | - | - | - | - | - | - | - | - | - | - | - | - | |
| 20 EUR | 0 | 4 | 0 | - | - | - | - | - | - | - | - | 5 | |
| 36 SWITZERLAND | - | - | - | - | - | - | - | - | - | - | - | - | |
| 38 AUSTRIA | - | - | - | - | - | - | - | - | - | - | - | - | |
| 48 YUGOSLAVIA | - | - | - | - | - | - | - | - | - | - | - | - | |
| 56 USSR | - | - | - | - | - | - | - | - | - | - | - | - | |
| 58 GERMAN DR | - | 0 | - | - | - | - | - | - | - | - | - | 0 | |
| 60 POLAND | - | - | - | - | - | - | - | - | - | - | - | - | |
| 62 CZECHOSLOVAKIA | - | - | - | - | - | - | - | - | - | - | - | - | |
| 64 HUNGARY | - | - | - | - | - | - | - | - | - | - | - | - | |
| 66 RUMANIA | - | - | - | - | - | - | - | - | - | - | - | - | |
| 68 BULGARIA | - | - | - | - | - | - | - | - | - | - | - | - | |
| 71 TOTAL STATE TRADING | - | 0 | - | - | - | - | - | - | - | - | - | 0 | |
| 76 OTHER EUROP. COUNTRIES | - | - | - | - | - | - | - | - | - | - | - | - | |
| 82 USA | - | - | - | - | - | - | - | - | - | - | - | - | |
| 85 OTHER COUNTRIES | - | 0 | - | - | - | - | - | - | - | - | - | 0 | |
| 88 TOTAL THIRD COUNTRIES | - | 0 | - | - | - | - | - | - | - | - | - | 0 | |
| 90 ZUSAMMEN-TOTAAL-TOTAL A | 0 | 4 | 0 | - | - | - | - | - | - | - | - | 6 | |

B I N N E N W A S S E R - B I N N E N W A T E R E N - V O I E N A V I G A B L E 2.2.06:3 (6A)
 GRENZUEBERSCHREITENDER VERKEHR NACH LAND UND GUETERGRUPPE LUXEMBOURG
 INTERNATIONAAL VERVOER NAAR LAND EN GOEDEREN GROEP 1985
 TRAFIC INTERNATIONAL PAR PAYS ET GROUPE DE MARCHANDISES MIO TKM

| LAND - PAYS | GUETERGRUPPE - GOEDEREN GROEP - GROUPE DE MARCHANDISES | | | | | | | | | | | | |
|---|--|----|----|----|----|----|----|----|----|----|----|----|----|
| | 01 | 02 | 03 | 04 | 05 | 06 | 07 | 08 | 09 | 10 | 11 | 12 | 13 |
| B. VERSAND NACH: AFVOER NAAR: EXPEDITIONS VERS: | | | | | | | | | | | | | |
| 01 BR DEUTSCHLAND | 0 | - | - | - | - | - | - | 0 | - | - | - | - | 0 |
| 02 FRANCE | - | - | - | - | - | - | - | 0 | - | - | - | - | 0 |
| 03 ITALIA | - | - | - | - | - | - | - | 0 | - | - | - | - | 0 |
| 04 NEDERLAND | - | - | - | 0 | - | - | - | 0 | - | - | - | - | 0 |
| 05 BELGIQUE/BELGIE | 0 | - | - | - | - | - | - | - | - | - | - | - | 0 |
| 06 LUXEMBOURG | - | - | - | - | - | - | - | - | - | - | - | - | - |
| 07 UNITED KINGDOM | - | - | - | - | - | - | - | - | - | - | - | - | - |
| 08 IRELAND | - | - | - | - | - | - | - | - | - | - | - | - | - |
| 09 DANMARK | - | - | - | - | - | - | - | - | - | - | - | - | - |
| 10 HELLAS | - | - | - | - | - | - | - | - | - | - | - | - | - |
| 20 EUR | 0 | - | - | 0 | - | - | - | 0 | - | - | - | 0 | 1 |
| 36 SWITZERLAND | - | - | - | - | - | - | - | - | - | - | - | - | - |
| 38 AUSTRIA | - | - | - | - | - | - | - | - | - | - | - | - | - |
| 48 YUGOSLAVIA | - | - | - | - | - | - | - | - | - | - | - | - | - |
| 56 USSR | - | - | - | - | - | - | - | - | - | - | - | - | - |
| 58 GERMAN DR | - | - | - | - | - | - | - | - | - | - | - | - | - |
| 60 POLAND | - | - | - | - | - | - | - | - | - | - | - | - | - |
| 62 CZECHOSLOVAKIA | - | - | - | - | - | - | - | - | - | - | - | - | - |
| 64 HUNGARY | - | - | - | - | - | - | - | - | - | - | - | - | - |
| 66 RUMANIA | - | - | - | - | - | - | - | - | - | - | - | - | - |
| 68 BULGARIA | - | - | - | - | - | - | - | - | - | - | - | - | - |
| 71 TOTAL STATE TRADING | - | - | - | - | - | - | - | - | - | - | - | - | - |
| 76 OTHER EUROP. COUNTRIES | - | - | - | - | - | - | - | - | - | - | - | - | - |
| 82 USA | - | - | - | - | - | - | - | - | - | - | - | - | - |
| 85 OTHER COUNTRIES | - | - | - | - | - | - | - | - | - | - | - | - | - |
| 88 TOTAL THIRD COUNTRIES | - | - | - | - | - | - | - | - | - | - | - | - | - |
| 90 ZUSAMMEN-TOTAAL-TOTAL B | 0 | - | - | 0 | - | - | - | 0 | - | - | - | 0 | 1 |
| 95 INSG.-TOTAAL-TOTAL A+B | 0 | - | - | 0 | - | 0 | - | 1 | - | 0 | 0 | 0 | 1 |

B I N N E N W A S S E R - B I N N E N W A T E R E N - V O I E N A V I G A B L E 2.2.06:4 (6A)
 GRENZUEBERSCHREITENDER VERKEHR NACH LAND UND GUETERGRUPPE LUXEMBOURG
 INTERNATIONAAL VERVOER NAAR LAND EN GOEDEREN GROEP 1985
 TRAFIC INTERNATIONAL PAR PAYS ET GROUPE DE MARCHANDISES MIO TKM

| LAND - PAYS | GUETERGRUPPE - GOEDEREN GROEP - GROUPE DE MARCHANDISES | | | | | | | | | | | | |
|---|--|----|----|----|----|----|----|----|----|----|----|-------|--|
| | 14 | 15 | 16 | 17 | 18 | 19 | 20 | 21 | 22 | 23 | 24 | 01-24 | |
| B. VERSAND NACH: AFVOER NAAR: EXPEDITIONS VERS: | | | | | | | | | | | | | |
| 01 BR DEUTSCHLAND | 1 | 1 | 0 | - | - | - | - | - | 0 | - | - | 2 | |
| 02 FRANCE | - | - | - | - | - | - | - | - | - | - | - | 0 | |
| 03 ITALIA | - | - | - | - | - | - | - | - | - | - | - | 0 | |
| 04 NEDERLAND | - | 0 | - | - | - | - | 0 | 0 | - | - | - | 0 | |
| 05 BELGIQUE/BELGIE | - | - | - | - | - | - | - | 0 | - | - | - | 0 | |
| 06 LUXEMBOURG | - | - | - | - | - | - | - | - | - | - | - | - | |
| 07 UNITED KINGDOM | - | - | - | - | - | - | - | - | - | - | - | - | |
| 08 IRELAND | - | - | - | - | - | - | - | - | - | - | - | - | |
| 09 DANMARK | - | - | - | - | - | - | - | - | - | - | - | - | |
| 10 HELLAS | - | - | - | - | - | - | - | - | - | - | - | - | |
| 20 EUR | 1 | 1 | 0 | - | - | - | 0 | 0 | 0 | - | - | 2 | |
| 36 SWITZERLAND | - | - | - | - | - | - | - | - | - | - | - | - | |
| 38 AUSTRIA | - | - | - | - | - | - | - | - | - | - | - | - | |
| 48 YUGOSLAVIA | - | - | - | - | - | - | - | - | - | - | - | - | |
| 56 USSR | - | - | - | - | - | - | - | - | - | - | - | - | |
| 58 GERMAN DR | - | - | - | - | - | - | - | - | - | - | - | - | |
| 60 POLAND | - | - | - | - | - | - | - | - | - | - | - | - | |
| 62 CZECHOSLOVAKIA | - | - | - | - | - | - | - | - | - | - | - | - | |
| 64 HUNGARY | - | - | - | - | - | - | - | - | - | - | - | - | |
| 66 RUMANIA | - | - | - | - | - | - | - | - | - | - | - | - | |
| 68 BULGARIA | - | - | - | - | - | - | - | - | - | - | - | - | |
| 71 TOTAL STATE TRADING | - | - | - | - | - | - | - | - | - | - | - | - | |
| 76 OTHER EUROP. COUNTRIES | - | - | - | - | - | - | - | - | - | - | - | - | |
| 82 USA | - | - | - | - | - | - | - | - | - | - | - | - | |
| 85 OTHER COUNTRIES | - | - | - | - | - | - | - | - | - | - | - | - | |
| 88 TOTAL THIRD COUNTRIES | - | - | - | - | - | - | - | - | - | - | - | - | |
| 90 ZUSAMMEN-TOTAAL-TOTAL B | 1 | 1 | 0 | - | - | - | 0 | 0 | 0 | - | - | 2 | |
| 95 INSG.-TOTAAL-TOTAL A+B | 1 | 5 | 0 | - | - | - | 0 | 0 | 0 | - | - | 8 | |

B I N N E N W A S S E R - B I N N E N W A T E R E N - V O I E N A V I G A B L E
 GRENZUEBERSCHREITENDER VERKEHR NACH LAND UND GUETERGRUPPE
 INTERNATIONAAL VERVOER NAAR LAND EN GOEDERENGROEP
 TRAFIC INTERNATIONAL PAR PAYS ET GROUPE DE MARCHANDISES

2.2.07:1 (6A)

EUR
 1985
 MIO TKM

| LAND - PAYS | GUETERGRUPPE - GOEDERENGROEP - GROUPE DE MARCHANDISES | | | | | | | | | | | | |
|---|---|----|----|----|----|------|------|------|----|------|------|-----|------|
| | 01 | 02 | 03 | 04 | 05 | 06 | 07 | 08 | 09 | 10 | 11 | 12 | 13 |
| A. EMPFANG AUS: AANVOER UIT: RECEPTIONS DE: | | | | | | | | | | | | | |
| 01 BR DEUTSCHLAND | 56 | 5 | 6 | 6 | 1 | 127 | 50 | 554 | 0 | 120 | 77 | 21 | 328 |
| 02 FRANCE | 1082 | 13 | 0 | 2 | 2 | 194 | 114 | 22 | - | 64 | 8 | 0 | 122 |
| 03 ITALIA | - | - | - | - | - | - | - | - | - | - | - | - | - |
| 04 NEDERLAND | 195 | 5 | - | 55 | 9 | 1266 | 810 | 1061 | 17 | 5128 | 2922 | 508 | 463 |
| 05 BELGIQUE/BELGIE | 278 | 10 | - | 6 | 5 | 206 | 49 | 262 | 2 | 975 | 83 | 59 | 425 |
| 06 LUXEMBOURG | 5 | - | - | 0 | 0 | 0 | 8 | 4 | - | 0 | 6 | 0 | 23 |
| 07 UNITED KINGDOM | 2 | - | - | 0 | 0 | 0 | 0 | 3 | - | 3 | 0 | 0 | 3 |
| 08 IRELAND | - | - | - | - | - | - | - | - | - | - | - | - | - |
| 09 DANMARK | 25 | - | - | - | - | 2 | 3 | - | - | - | 2 | 0 | 7 |
| 10 HELLAS | - | - | - | - | - | - | - | - | - | - | - | - | - |
| 20 EUR | 1642 | 33 | 6 | 70 | 16 | 1795 | 1034 | 1905 | 20 | 6291 | 3099 | 586 | 1369 |
| 36 SWITZERLAND | 0 | - | - | 0 | 0 | 2 | 1 | 1 | - | 21 | 3 | 7 | 47 |
| 38 AUSTRIA | - | - | - | - | - | - | - | - | - | 4 | - | - | 51 |
| 48 YUGOSLAVIA | - | - | - | - | - | - | 0 | - | - | 8 | - | 13 | 13 |
| 56 USSR | - | - | - | - | 0 | 0 | - | - | - | 0 | 1 | - | 1 |
| 58 GERMAN DR | 52 | - | - | - | - | 0 | 2 | 148 | - | 2 | 1 | 2 | 37 |
| 60 POLAND | 1 | 0 | - | 6 | - | 1 | 4 | 20 | - | 3 | 1 | 0 | 38 |
| 62 CZECHOSLOVAKIA | - | 0 | - | 0 | 0 | 5 | 0 | 0 | - | 1 | 0 | 0 | 29 |
| 64 HUNGARY | - | - | - | - | 0 | 2 | - | - | - | 10 | - | 0 | 13 |
| 66 RUMANIA | - | - | - | - | - | - | - | - | - | 1 | - | - | 9 |
| 68 BULGARIA | - | 0 | - | - | 0 | 2 | 6 | - | - | 1 | 0 | 1 | 1 |
| 71 TOTAL STATE TRADING | 53 | 0 | - | 6 | 0 | 11 | 0 | 168 | - | 26 | 2 | 16 | 141 |
| 76 OTHER EUROP. COUNTRIES | 1 | - | - | 6 | - | 0 | 1 | - | - | 0 | 1 | 1 | 35 |
| 82 USA | 0 | - | - | - | - | - | - | - | - | 0 | - | - | 0 |
| 85 OTHER COUNTRIES | - | - | - | - | - | 0 | 0 | - | - | - | 0 | 0 | 2 |
| 88 TOTAL THIRD COUNTRIES | 54 | 0 | - | 12 | 1 | 13 | 7 | 169 | - | 51 | 8 | 23 | 276 |
| 90 ZUSAMMEN-TOTAAL-TOTAL A | 1696 | 33 | 6 | 82 | 16 | 1808 | 1042 | 2074 | 20 | 6341 | 3107 | 610 | 1645 |

B I N N E N W A S S E R - B I N N E N W A T E R E N - V O I E N A V I G A B L E
 GRENZUEBERSCHREITENDER VERKEHR NACH LAND UND GUETERGRUPPE
 INTERNATIONAAL VERVOER NAAR LAND EN GOEDERENGROEP
 TRAFIC INTERNATIONAL PAR PAYS ET GROUPE DE MARCHANDISES

2.2.07:2 (6A)

EUR
 1985
 MIO TKM

| LAND - PAYS | GUETERGRUPPE - GOEDERENGROEP - GROUPE DE MARCHANDISES | | | | | | | | | | | | |
|---|---|------|------|-----|------|-----|----|----|----|----|-----|-------|--|
| | 14 | 15 | 16 | 17 | 18 | 19 | 20 | 21 | 22 | 23 | 24 | 01-24 | |
| A. EMPFANG AUS: AANVOER UIT: RECEPTIONS DE: | | | | | | | | | | | | | |
| 01 BR DEUTSCHLAND | 87 | 2045 | 135 | 17 | 347 | 0 | 37 | 7 | 1 | 5 | 219 | 4251 | |
| 02 FRANCE | 8 | 1539 | 35 | 0 | 17 | 1 | 2 | 4 | - | 0 | 3 | 3232 | |
| 03 ITALIA | - | - | - | - | - | - | - | - | - | - | - | - | |
| 04 NEDERLAND | 68 | 1201 | 549 | 93 | 763 | 194 | 31 | 2 | 6 | 25 | 112 | 15482 | |
| 05 BELGIQUE/BELGIE | 271 | 1269 | 460 | 5 | 398 | 63 | 3 | 25 | 2 | 9 | 76 | 4939 | |
| 06 LUXEMBOURG | 39 | 139 | 26 | - | 0 | - | 0 | 0 | 0 | 0 | 0 | 237 | |
| 07 UNITED KINGDOM | 0 | 6 | - | - | 0 | 0 | 0 | 0 | 0 | 0 | 1 | 34 | |
| 08 IRELAND | 1 | - | - | - | - | - | - | - | - | - | - | 1 | |
| 09 DANMARK | 0 | 1 | 0 | - | 0 | - | - | - | - | 1 | - | 41 | |
| 10 HELLAS | - | - | - | - | - | - | - | - | - | - | - | - | |
| 20 EUR | 473 | 6199 | 1205 | 115 | 1527 | 259 | 74 | 38 | 9 | 40 | 411 | 28217 | |
| 36 SWITZERLAND | - | 18 | 0 | - | 2 | - | 4 | 0 | 0 | 0 | 1 | 108 | |
| 38 AUSTRIA | - | 0 | 0 | - | 0 | - | 0 | - | - | 0 | 0 | 56 | |
| 48 YUGOSLAVIA | 0 | 19 | 4 | - | 0 | - | 0 | - | - | 0 | - | 57 | |
| 56 USSR | - | 3 | 1 | - | 1 | - | - | 0 | - | - | 0 | 8 | |
| 58 GERMAN DR | 1 | 139 | 16 | - | 1 | - | 0 | 0 | 0 | 1 | 0 | 402 | |
| 60 POLAND | 2 | 10 | - | - | 1 | 0 | 1 | 2 | 0 | 0 | - | 89 | |
| 62 CZECHOSLOVAKIA | 0 | 4 | 3 | 0 | 3 | 0 | 4 | 1 | 2 | 3 | 0 | 56 | |
| 64 HUNGARY | 0 | 1 | 7 | - | 0 | - | - | - | 0 | - | 0 | 34 | |
| 66 RUMANIA | 1 | 0 | 9 | - | 3 | - | - | - | - | 1 | - | 25 | |
| 68 BULGARIA | 0 | - | - | - | 1 | 0 | 0 | 0 | - | 0 | 0 | 7 | |
| 71 TOTAL STATE TRADING | 5 | 176 | 39 | 0 | 11 | 0 | 4 | 3 | 2 | 6 | 1 | 678 | |
| 76 OTHER EUROP. COUNTRIES | 1 | 2 | - | - | 2 | 6 | 0 | 0 | - | 11 | 0 | 67 | |
| 82 USA | - | - | - | - | - | - | - | - | - | - | - | 2 | |
| 85 OTHER COUNTRIES | 0 | 0 | - | - | 1 | - | - | - | 1 | - | - | 4 | |
| 88 TOTAL THIRD COUNTRIES | 6 | 196 | 39 | 0 | 16 | 7 | 9 | 3 | 18 | 2 | 2 | 914 | |
| 90 ZUSAMMEN-TOTAAL-TOTAL A | 479 | 6395 | 1244 | 115 | 1543 | 266 | 82 | 41 | 12 | 58 | 413 | 29131 | |

B I N N E N W A S S E R - B I N N E N W A T E R E N - V O I E N A V I G A B L E

2.2.07:3 (6A)

GRENZUEBERSCHREITENDER VERKEHR NACH LAND UND GUETERGRUPPE

EUR

INTERNATIONAAL VERVOER NAAR LAND EN GOEDERENGROEP

1985

TRAFIC INTERNATIONAL PAR PAYS ET GROUPE DE MARCHANDISES

MIO TKM

| LAND - PAYS | GUETERGRUPPE - GOEDERENGROEP - GROUPE DE MARCHANDISES | | | | | | | | | | | | |
|---|---|-----|----|-----|----|------|------|------|----|-------|------|------|------|
| | 01 | 02 | 03 | 04 | 05 | 06 | 07 | 08 | 09 | 10 | 11 | 12 | 13 |
| B. VERSAND NACH: AFVOER NAAR: EXPEDITIONS VERS: | | | | | | | | | | | | | |
| 01 BR DEUTSCHLAND | 289 | 49 | 0 | 30 | 3 | 755 | 385 | 514 | 0 | 2669 | 4491 | 347 | 315 |
| 02 FRANCE | 63 | 1 | 1 | 12 | 0 | 52 | 21 | 694 | 0 | 105 | 304 | 95 | 128 |
| 03 ITALIA | - | - | - | - | - | - | - | - | - | - | - | - | - |
| 04 NEDERLAND | 458 | 10 | 5 | 15 | 1 | 384 | 81 | 261 | 1 | 169 | 87 | 6 | 313 |
| 05 BELGIQUE/BELGIE | 514 | 12 | - | 8 | 3 | 315 | 104 | 144 | 57 | 386 | 222 | 26 | 571 |
| 06 LUXEMBOURG | 1 | - | - | - | - | 2 | 0 | 133 | - | 10 | 32 | - | 6 |
| 07 UNITED KINGDOM | - | - | - | - | 0 | 0 | 0 | 45 | - | - | 0 | 0 | 29 |
| 08 IRELAND | - | - | - | - | - | - | - | 3 | - | - | - | - | 0 |
| 09 DANMARK | 0 | - | - | - | - | 0 | - | 1 | - | 0 | - | 0 | 31 |
| 10 HELLAS | - | - | - | - | - | - | - | - | - | - | - | - | - |
| 20 EUR | 1326 | 72 | 5 | 64 | 8 | 1508 | 591 | 1795 | 58 | 3338 | 5135 | 474 | 1394 |
| 36 SWITZERLAND | 54 | 0 | - | 2 | 0 | 28 | 18 | 99 | - | 431 | 66 | 2 | 240 |
| 38 AUSTRIA | 0 | - | - | - | - | - | - | 85 | - | 6 | 89 | 0 | 0 |
| 48 YUGOSLAVIA | - | - | - | 0 | - | - | - | 1 | - | 0 | 0 | - | 11 |
| 56 USSR | 0 | - | - | 1 | 0 | 0 | 0 | 0 | - | 0 | 0 | 0 | 7 |
| 58 GERMAN DR | 1 | 0 | - | - | - | 1 | 55 | 40 | - | 0 | 47 | 7 | 12 |
| 60 POLAND | 4 | - | - | - | - | 7 | - | 1 | - | - | - | - | 4 |
| 62 CZECHOSLOVAKIA | 1 | - | - | 0 | 2 | 1 | 38 | - | - | - | 3 | 3 | 1 |
| 64 HUNGARY | - | - | - | 0 | - | 0 | - | - | - | - | - | - | 0 |
| 66 RUMANIA | - | - | - | 1 | - | 1 | - | 0 | - | 1 | - | - | 0 |
| 68 BULGARIA | 1 | - | - | 0 | 0 | 0 | 0 | 0 | - | 0 | - | 0 | 0 |
| 71 TOTAL STATE TRADING | 7 | 0 | - | 3 | 2 | 10 | 93 | 41 | - | 2 | 50 | 10 | 35 |
| 76 OTHER EUROP. COUNTRIES | - | - | - | 0 | - | 3 | - | 8 | - | - | 2 | 3 | 46 |
| 82 USA | - | - | - | - | - | - | - | - | - | - | - | - | - |
| 85 OTHER COUNTRIES | - | - | - | - | - | - | - | - | - | - | - | - | - |
| 88 TOTAL THIRD COUNTRIES | 61 | 0 | - | 5 | 2 | 41 | 112 | 233 | - | 439 | 207 | 15 | 322 |
| 90 ZUSAMMEN-TOTAAL-TOTAL B | 1387 | 72 | 5 | 69 | 10 | 1548 | 702 | 2028 | 58 | 3777 | 5342 | 489 | 1716 |
| 95 INSG.-TOTAAL-TOTAL A+B | 3083 | 105 | 12 | 151 | 26 | 3356 | 1744 | 4102 | 78 | 10118 | 8649 | 1099 | 3361 |

B I N N E N W A S S E R - B I N N E N W A T E R E N - V O I E N A V I G A B L E

2.2.07:4 (6A)

GRENZUEBERSCHREITENDER VERKEHR NACH LAND UND GUETERGRUPPE

EUR

INTERNATIONAAL VERVOER NAAR LAND EN GOEDERENGROEP

1985

TRAFIC INTERNATIONAL PAR PAYS ET GROUPE DE MARCHANDISES

MIO TKM

| LAND - PAYS | GUETERGRUPPE - GOEDERENGROEP - GROUPE DE MARCHANDISES | | | | | | | | | | | | |
|---|---|-------|------|-----|------|-----|-----|-----|----|-----|-----|-------|--|
| | 14 | 15 | 16 | 17 | 18 | 19 | 20 | 21 | 22 | 23 | 24 | 01-24 | |
| B. VERSAND NACH: AFVOER NAAR: EXPEDITIONS VERS: | | | | | | | | | | | | | |
| 01 BR DEUTSCHLAND | 27 | 526 | 340 | 32 | 463 | 74 | 14 | 2 | 4 | 13 | 77 | 11416 | |
| 02 FRANCE | 11 | 243 | 142 | 5 | 113 | 15 | 0 | 4 | 0 | 1 | 5 | 2012 | |
| 03 ITALIA | - | - | - | - | - | - | - | - | - | - | - | - | |
| 04 NEDERLAND | 232 | 2535 | 140 | 12 | 509 | 8 | 76 | 13 | 3 | 16 | 213 | 5548 | |
| 05 BELGIQUE/BELGIE | 17 | 902 | 518 | 7 | 762 | 3 | 28 | 40 | 1 | 9 | 176 | 4825 | |
| 06 LUXEMBOURG | 0 | 46 | 3 | - | - | - | - | - | - | - | 0 | 235 | |
| 07 UNITED KINGDOM | - | 0 | 2 | - | 3 | - | 3 | 0 | - | 2 | 7 | 92 | |
| 08 IRELAND | 0 | - | - | - | - | - | - | - | - | 1 | 4 | 4 | |
| 09 DANMARK | 0 | - | 2 | - | 0 | - | 0 | 1 | - | - | 0 | 36 | |
| 10 HELLAS | - | - | - | - | - | - | - | - | - | - | - | - | |
| 20 EUR | 288 | 4253 | 1145 | 56 | 1850 | 101 | 121 | 59 | 9 | 42 | 479 | 24170 | |
| 36 SWITZERLAND | 2 | 57 | 6 | 0 | 37 | 30 | 1 | 1 | 0 | 0 | 7 | 1081 | |
| 38 AUSTRIA | - | - | 1 | - | 0 | 0 | - | - | - | - | 0 | 182 | |
| 48 YUGOSLAVIA | 0 | 0 | 0 | - | 0 | 0 | 0 | - | - | 0 | 0 | 13 | |
| 56 USSR | 0 | 0 | 0 | - | 2 | 0 | 0 | 0 | 0 | 0 | 0 | 13 | |
| 58 GERMAN DR | - | 42 | 2 | - | - | - | 0 | - | - | - | 0 | 206 | |
| 60 POLAND | 0 | 0 | 8 | - | 1 | - | - | 0 | - | - | - | 25 | |
| 62 CZECHOSLOVAKIA | 0 | 0 | 28 | - | - | - | 0 | 0 | 0 | 0 | 0 | 77 | |
| 64 HUNGARY | - | - | 1 | - | 0 | - | 0 | 0 | - | - | - | 2 | |
| 66 RUMANIA | - | - | - | - | - | - | 0 | 0 | - | - | - | 3 | |
| 68 BULGARIA | 0 | 0 | - | - | 1 | 0 | 0 | 0 | 0 | 0 | 0 | 4 | |
| 71 TOTAL STATE TRADING | 0 | 43 | 38 | - | 5 | 0 | 2 | 1 | - | 1 | 0 | 344 | |
| 76 OTHER EUROP. COUNTRIES | 0 | 11 | 4 | 0 | 9 | - | 0 | 1 | - | 0 | 3 | 91 | |
| 82 USA | - | - | - | - | - | - | - | 0 | - | - | - | 0 | |
| 85 OTHER COUNTRIES | - | - | 0 | - | - | - | - | - | - | - | - | 0 | |
| 88 TOTAL THIRD COUNTRIES | 2 | 111 | 48 | 0 | 52 | 30 | 3 | 3 | 0 | 1 | 10 | 1697 | |
| 90 ZUSAMMEN-TOTAAL-TOTAL B | 290 | 4364 | 1193 | 56 | 1901 | 130 | 125 | 62 | 9 | 43 | 490 | 25867 | |
| 95 INSG.-TOTAAL-TOTAL A+B | 770 | 10759 | 2438 | 171 | 3444 | 396 | 207 | 104 | 21 | 101 | 903 | 54998 | |

B I N N E N W A S S E R - B I N N E N W A T E R E N - V O I E N A V I G A B L E
 GRENZUEBERSCHREITENDER VERKEHR NACH LAND UND STAATZUGEHORIGKEIT DES SCHIFFES
 INTERNATIONALAAL VERVOER NAAR LAND EN NATIONALITEIT VAN HET SCHIP
 TRAFIC INTERNATIONAL PAR PAYS ET NATIONALITE DU BATEAU

2.3.01:1 (7A)
 BR DEUTSCHLAND
 1985
 1000 T

| LAND - PAYS | STAATZUGEHORIGKEIT - NATIONALITEIT | | | | | | STATE TRADING COUNTR. | NATIONALITEIT | | | | INSG. TOTAAL |
|--|------------------------------------|--------|------|-------|------|----|-----------------------|-----------------------------|---------|----------|------|--------------|
| | EUR | | | | | | | SONSTIGE - OVERIGE - AUTRES | | | | |
| | ZUSAMMEN TOTAAL | DAR. D | F | NL | B | L | | ZUSAMMEN TOTAAL | DAR. CH | WAARV. A | DONT | |
| A. EMPFANG AUS AANVOER UIT: RECEPTIONS DE: | | | | | | | | | | | | |
| 01 BR DEUTSCHLAND | - | - | - | - | - | - | - | - | - | - | - | - |
| 02 FRANCE | 8088 | 6204 | 361 | 1134 | 344 | 41 | 5 | 901 | 901 | - | - | 8994 |
| 03 ITALIA | - | - | - | - | - | - | - | - | - | - | - | - |
| 04 NEDERLAND | 69006 | 27676 | 604 | 37956 | 2756 | 10 | 58 | 5036 | 4950 | - | - | 74100 |
| 05 BELGIQUE/BELGIE | 8177 | 2010 | 243 | 4253 | 1664 | 7 | 15 | 613 | 613 | - | - | 8805 |
| 06 LUXEMBOURG | 617 | 374 | 180 | 41 | 0 | 22 | 1 | 10 | 10 | - | - | 628 |
| 07 UNITED KINGDOM | 316 | 249 | - | 17 | 2 | - | 1 | 9 | 0 | - | - | 325 |
| 08 IRELAND | 6 | 5 | - | 1 | - | - | - | - | - | - | - | 6 |
| 09 DANMARK | 147 | 90 | 0 | 55 | 1 | - | 0 | 4 | - | - | - | 151 |
| 10 HELLAS | - | - | - | - | - | - | - | - | - | - | - | - |
| 20 EUR | 86356 | 36608 | 1388 | 43457 | 4768 | 80 | 79 | 6573 | 6474 | - | - | 93008 |
| 36 SWITZERLAND | 128 | 54 | 0 | 56 | 17 | - | 0 | 203 | 203 | - | - | 331 |
| 38 AUSTRIA | 52 | 52 | - | - | - | - | 31 | 242 | - | 242 | - | 326 |
| 48 YUGOSLAVIA | 68 | 68 | - | - | - | - | 285 | 4 | - | - | 4 | 357 |
| 56 USSR | 1 | 1 | - | - | - | - | 44 | - | - | - | - | 46 |
| 58 GERMAN DR | 549 | 539 | - | 8 | 1 | - | 2151 | - | - | - | - | 2700 |
| 60 POLAND | 223 | 216 | - | 7 | 0 | - | 568 | 3 | 1 | - | - | 794 |
| 62 CZECHOSLOVAKIA | 1 | 1 | - | - | - | - | 503 | - | - | - | - | 505 |
| 64 HUNGARY | 9 | 9 | - | - | - | - | 207 | - | - | - | - | 216 |
| 66 RUMANIA | 11 | 11 | - | - | - | - | 132 | 6 | - | 6 | - | 149 |
| 68 BULGARIA | 13 | 13 | - | - | - | - | 57 | - | - | - | - | 70 |
| 71 TOTAL STATE TRADING | 875 | 858 | - | 15 | 1 | - | 3948 | 13 | 1 | 10 | - | 4835 |
| 76 OTHER EUROP. COUNTRIES | 276 | 247 | 0 | 29 | - | - | - | 168 | - | - | - | 444 |
| 82 USA | - | - | - | - | - | - | - | - | - | - | - | - |
| 85 OTHER COUNTRIES | - | - | - | - | - | - | - | - | - | - | - | - |
| 88 TOTAL THIRD COUNTRIES | 1330 | 1211 | 1 | 100 | 19 | - | 3979 | 626 | 204 | 253 | - | 5936 |
| 90 ZUSAMMEN-TOTAAL-TOTAL A | 87687 | 37818 | 1389 | 43558 | 4786 | 80 | 4059 | 7199 | 6678 | 253 | - | 98944 |

B I N N E N W A S S E R - B I N N E N W A T E R E N - V O I E N A V I G A B L E
 GRENZUEBERSCHREITENDER VERKEHR NACH LAND UND STAATZUGEHORIGKEIT DES SCHIFFES
 INTERNATIONALAAL VERVOER NAAR LAND EN NATIONALITEIT VAN HET SCHIP
 TRAFIC INTERNATIONAL PAR PAYS ET NATIONALITE DU BATEAU

2.3.01:2 (7A)
 BR DEUTSCHLAND
 1985
 1000 T

| LAND - PAYS | STAATZUGEHORIGKEIT - NATIONALITEIT | | | | | | STATE TRADING COUNTR. | NATIONALITEIT | | | | INSG. TOTAAL |
|---|------------------------------------|--------|------|-------|------|-----|-----------------------|-----------------------------|---------|----------|------|--------------|
| | EUR | | | | | | | SONSTIGE - OVERIGE - AUTRES | | | | |
| | ZUSAMMEN TOTAAL | DAR. D | F | NL | B | L | | ZUSAMMEN TOTAAL | DAR. CH | WAARV. A | DONT | |
| B. VERSAND NACH: AFVOER NAAR: EXPEDITIONS VERS: | | | | | | | | | | | | |
| 01 BR DEUTSCHLAND | - | - | - | - | - | - | - | - | - | - | - | - |
| 02 FRANCE | 3003 | 1302 | 410 | 649 | 590 | 53 | 1 | 152 | 152 | - | - | 3156 |
| 03 ITALIA | - | - | - | - | - | - | - | - | - | - | - | - |
| 04 NEDERLAND | 23902 | 4970 | 277 | 18117 | 527 | 7 | 3 | 1672 | 1599 | - | - | 25578 |
| 05 BELGIQUE/BELGIE | 9483 | 1272 | 122 | 5691 | 2385 | 13 | 2 | 348 | 348 | - | - | 9833 |
| 06 LUXEMBOURG | 390 | 282 | 4 | 68 | 28 | 8 | - | 9 | 9 | - | - | 399 |
| 07 UNITED KINGDOM | 843 | 641 | - | 79 | - | - | - | 58 | 2 | - | - | 901 |
| 08 IRELAND | 29 | 25 | - | 2 | - | - | - | - | - | - | - | 29 |
| 09 DANMARK | 139 | 129 | - | 9 | - | - | - | 6 | - | - | - | 144 |
| 10 HELLAS | - | - | - | - | - | - | - | - | - | - | - | - |
| 20 EUR | 37788 | 8621 | 813 | 24615 | 3530 | 81 | 7 | 2246 | 2109 | - | - | 40040 |
| 36 SWITZERLAND | 1132 | 855 | 5 | 212 | 58 | 2 | - | 832 | 832 | - | - | 1964 |
| 38 AUSTRIA | 184 | 182 | - | - | 2 | - | 40 | 793 | - | 793 | - | 1017 |
| 48 YUGOSLAVIA | 8 | 8 | - | - | - | - | 59 | 5 | - | 5 | - | 71 |
| 56 USSR | 19 | 19 | - | - | 1 | - | 60 | 1 | - | 1 | - | 81 |
| 58 GERMAN DR | 66 | 64 | - | 2 | - | - | 3201 | - | - | - | - | 3268 |
| 60 POLAND | 8 | 8 | - | - | - | - | 74 | - | - | - | - | 83 |
| 62 CZECHOSLOVAKIA | 1 | 1 | - | - | - | - | 538 | - | - | - | - | 539 |
| 64 HUNGARY | 0 | 0 | - | - | - | - | 13 | - | - | - | - | 13 |
| 66 RUMANIA | 1 | 1 | - | - | - | - | 16 | - | - | - | - | 17 |
| 68 BULGARIA | 7 | 5 | - | - | 1 | - | 45 | - | - | - | - | 52 |
| 71 TOTAL STATE TRADING | 110 | 106 | - | 2 | 2 | - | 4008 | 5 | - | 5 | - | 4124 |
| 76 OTHER EUROP. COUNTRIES | 380 | 360 | - | 20 | - | - | - | 216 | - | - | - | 596 |
| 82 USA | - | - | - | - | - | - | - | - | - | - | - | - |
| 85 OTHER COUNTRIES | - | - | - | - | - | - | - | - | - | - | - | - |
| 88 TOTAL THIRD COUNTRIES | 1806 | 1503 | 5 | 235 | 61 | 2 | 4048 | 1847 | 832 | 799 | - | 7701 |
| 90 ZUSAMMEN-TOTAAL-TOTAL B | 39594 | 10124 | 818 | 24849 | 3591 | 83 | 4055 | 4093 | 2942 | 799 | - | 47742 |
| 95 INSG.-TOTAAL-TOTAL A+B | 127281 | 47942 | 2207 | 68407 | 8377 | 163 | 8114 | 11292 | 9620 | 1051 | - | 146686 |

B I N N E N W A S S E R - B I N N E N W A T E R E N - V O I E N A V I G A B L E 2.3.02:1 (7A)
 GRENZUEBERSCHREITENDER VERKEHR NACH LAND UND STAATZUGEHORIGKEIT DES SCHIFFES FRANCE
 INTERNATIONAAL VERVOER NAAR LAND EN NATIONALITEIT VAN HET SCHIP 1985
 TRAFIC INTERNATIONAL PAR PAYS ET NATIONALITE DU BATEAU 1000 T

| LAND - PAYS | STAATZUGEHORIGKEIT | | | | | | NATIONALITEIT | | | NATIONALITE | | | |
|---|------------------------------|-----------|------|--------------|------|----|---------------|-----------------------------|------------------------------|-------------|-------------|--------------------------|------|
| | ZUSAMMEN! TOTAAL TOTAL | EUR | | | | | | STATE TRADING COUNTR. | SONSTIGE - OVERIGE - AUTRES! | | | INSG. TOTAAL TOTAL | |
| | | DAR. D | F | WAARV. NL | B | L | DONT | | ZUSAMMEN! TOTAAL TOTAL | DAR. CH | WAARV. A | | DONT |
| A. EMPFANG AUS: AANVOER UIT: RECEPTIONS DE: | | | | | | | | | | | | | |
| 01 BR DEUTSCHLAND | 2957 | 1252 | 388 | 626 | 642 | 48 | - | 138 | 137 | - | - | 3095 | |
| 02 FRANCE | - | - | - | - | - | - | - | - | - | - | - | - | |
| 03 ITALIA | - | - | - | - | - | - | - | - | - | - | - | - | |
| 04 NEDERLAND | 3423 | 478 | 738 | 1638 | 553 | 16 | - | 258 | 257 | - | - | 3681 | |
| 05 BELGIE/BELGIE | 3379 | 106 | 799 | 281 | 2192 | 1 | - | 70 | 70 | - | - | 3449 | |
| 06 LUXEMBOURG | 6 | 1 | 1 | 2 | 1 | 0 | - | - | - | - | - | 6 | |
| 07 UNITED KINGDOM | - | - | - | - | - | - | - | - | - | - | - | - | |
| 08 IRELAND | - | - | - | - | - | - | - | - | - | - | - | - | |
| 09 DANMARK | - | - | - | - | - | - | - | - | - | - | - | - | |
| 10 HELLAS | - | - | - | - | - | - | - | - | - | - | - | - | |
| 20 EUR | 9764 | 1838 | 1927 | 2547 | 3388 | 65 | - | 466 | 463 | - | - | 10230 | |
| 36 SWITZERLAND | 28 | 3 | 23 | 3 | - | - | - | 69 | 69 | - | - | 98 | |
| 38 AUSTRIA | - | - | - | - | - | - | - | - | - | - | - | - | |
| 48 YUGOSLAVIA | - | - | - | - | - | - | - | - | - | - | - | - | |
| 56 USSR | - | - | - | - | - | - | - | - | - | - | - | - | |
| 58 GERMAN DR | - | - | - | - | - | - | - | - | - | - | - | - | |
| 60 POLAND | - | - | - | - | - | - | - | 4 | - | - | - | 4 | |
| 62 CZECHOSLOVAKIA | - | - | - | - | - | - | - | - | - | - | - | - | |
| 64 HUNGARY | - | - | - | - | - | - | - | - | - | - | - | - | |
| 66 RUMANIA | - | - | - | - | - | - | - | - | - | - | - | - | |
| 68 BULGARIA | - | - | - | - | - | - | - | - | - | - | - | - | |
| 71 TOTAL STATE TRADING | - | - | - | - | - | - | - | 4 | - | - | - | 4 | |
| 76 OTHER EUROP. COUNTRIES | - | - | - | - | - | - | - | - | - | - | - | - | |
| 82 USA | - | - | - | - | - | - | - | - | - | - | - | - | |
| 85 OTHER COUNTRIES | - | - | - | - | - | - | - | - | - | - | - | - | |
| 88 TOTAL THIRD COUNTRIES | 28 | 3 | 23 | 3 | - | - | - | 73 | 69 | - | - | 102 | |
| 90 ZUSAMMEN-TOTAAL-TOTAL A | 9793 | 1840 | 1950 | 2550 | 3388 | 65 | - | 539 | 533 | - | - | 10332 | |

B I N N E N W A S S E R - B I N N E N W A T E R E N - V O I E N A V I G A B L E 2.3.02:2 (7A)
 GRENZUEBERSCHREITENDER VERKEHR NACH LAND UND STAATZUGEHORIGKEIT DES SCHIFFES FRANCE
 INTERNATIONAAL VERVOER NAAR LAND EN NATIONALITEIT VAN HET SCHIP 1985
 TRAFIC INTERNATIONAL PAR PAYS ET NATIONALITE DU BATEAU 1000 T

| LAND - PAYS | STAATZUGEHORIGKEIT | | | | | | NATIONALITEIT | | | NATIONALITE | | | |
|---|------------------------------|-----------|------|--------------|------|-----|---------------|-----------------------------|------------------------------|-------------|-------------|--------------------------|------|
| | ZUSAMMEN! TOTAAL TOTAL | EUR | | | | | | STATE TRADING COUNTR. | SONSTIGE - OVERIGE - AUTRES! | | | INSG. TOTAAL TOTAL | |
| | | DAR. D | F | WAARV. NL | B | L | DONT | | ZUSAMMEN! TOTAAL TOTAL | DAR. CH | WAARV. A | | DONT |
| B. VERSAND NACH: AFVOER NAAR: EXPEDITIONS VERS: | | | | | | | | | | | | | |
| 01 BR DEUTSCHLAND | 8786 | 6727 | 322 | 1237 | 436 | 64 | - | 959 | 951 | - | - | 9745 | |
| 02 FRANCE | - | - | - | - | - | - | - | - | - | - | - | - | |
| 03 ITALIA | - | - | - | - | - | - | - | - | - | - | - | - | |
| 04 NEDERLAND | 3513 | 325 | 669 | 1573 | 936 | 10 | - | 510 | 510 | - | - | 4023 | |
| 05 BELGIE/BELGIE | 3126 | 129 | 1550 | 477 | 969 | 2 | - | 154 | 154 | - | - | 3280 | |
| 06 LUXEMBOURG | 244 | 166 | 51 | 21 | 6 | 1 | - | 3 | 3 | - | - | 247 | |
| 07 UNITED KINGDOM | - | - | - | - | - | - | - | - | - | - | - | - | |
| 08 IRELAND | - | - | - | - | - | - | - | - | - | - | - | - | |
| 09 DANMARK | - | - | - | - | - | - | - | - | - | - | - | - | |
| 10 HELLAS | - | - | - | - | - | - | - | - | - | - | - | - | |
| 20 EUR | 15669 | 7346 | 2591 | 3308 | 2347 | 78 | - | 1627 | 1618 | - | - | 17295 | |
| 36 SWITZERLAND | 255 | 132 | 64 | 55 | 4 | - | - | 1016 | 1016 | - | - | 1271 | |
| 38 AUSTRIA | - | - | - | - | - | - | - | - | - | - | - | - | |
| 48 YUGOSLAVIA | - | - | - | - | - | - | - | - | - | - | - | - | |
| 56 USSR | - | - | - | - | - | - | - | - | - | - | - | - | |
| 58 GERMAN DR | - | - | - | - | - | - | - | - | - | - | - | - | |
| 60 POLAND | 0 | - | 0 | - | - | - | - | - | - | - | - | 0 | |
| 62 CZECHOSLOVAKIA | - | - | - | - | - | - | - | - | - | - | - | - | |
| 64 HUNGARY | - | - | - | - | - | - | - | - | - | - | - | - | |
| 66 RUMANIA | - | - | - | - | - | - | - | - | - | - | - | - | |
| 68 BULGARIA | - | - | - | - | - | - | - | - | - | - | - | - | |
| 71 TOTAL STATE TRADING | 0 | - | 0 | - | - | - | - | - | - | - | - | 0 | |
| 76 OTHER EUROP. COUNTRIES | - | - | - | - | - | - | - | - | - | - | - | - | |
| 82 USA | - | - | - | - | - | - | - | - | - | - | - | - | |
| 85 OTHER COUNTRIES | - | - | - | - | - | - | - | - | - | - | - | - | |
| 88 TOTAL THIRD COUNTRIES | 255 | 132 | 64 | 55 | 4 | - | - | 1016 | 1016 | - | - | 1271 | |
| 90 ZUSAMMEN-TOTAAL-TOTAL B | 15923 | 7478 | 2655 | 3362 | 2350 | 78 | - | 2643 | 2634 | - | - | 18566 | |
| 95 INSG.-TOTAAL-TOTAL A+B | 25716 | 9318 | 4605 | 5912 | 5738 | 142 | - | 3182 | 3167 | - | - | 28898 | |

B I N N E N W A S S E R - B I N N E N W A T E R E N - V O I E H A V I G A B L E
 GRENZUEBERSCHREITENDER VERKEHR NACH LAND UND STAATZUGEHORIGKEIT DES SCHIFFES
 INTERNATIONAAL VERVOER HAAR LAND EN NATIONALITEIT VAN HET SCHIP
 TRAFIC INTERNATIONAL PAR PAYS ET NATIONALITE DU BATEAU

2.3.04:1 (7A)

NEDERLAND

1985

1000 T

| LAND - PAYS | STAATZUGEHORIGKEIT | | | | | | NATIONALITEIT | | | NATIONALITE | | |
|---|------------------------------|-----------|------|--------------|------|-----------|-----------------------------|------------------------------|------------|-------------|--------------------------|-----------|
| | ZUSAMMEN- TOTAAL TOTAL | EUR | | | | | STATE TRADING COUNTR. | SONSTIGE - OVERIGE - AUTRES | | | INSG. TOTAAL TOTAL | |
| | | DAR. D | F | WAARV. NL | B | DONT L | | ZUSAMMEN- TOTAAL TOTAL | DAR. CH | WAARV. A | | DONT A |
| A. EMPFAHG AUS: AANVOER UIT: RECEPTIONS DE: | | | | | | | | | | | | |
| 01 BR DEUTSCHLAND | 23877 | 4949 | 277 | 18112 | 527 | 7 | 3 | 1674 | 1600 | - | 25554 | |
| 02 FRANCE | 3313 | 217 | 674 | 1528 | 875 | 18 | 0 | 550 | 548 | - | 3863 | |
| 03 ITALIA | - | - | - | - | - | - | - | - | - | - | - | |
| 04 NEDERLAND | - | - | - | - | - | - | - | - | - | - | - | |
| 05 BELGIQUE/BELGIE | 13719 | 271 | 90 | 9102 | 4250 | 6 | 1 | 842 | 611 | - | 14562 | |
| 06 LUXEMBOURG | 75 | 10 | 1 | 60 | 1 | 4 | - | 9 | 9 | - | 85 | |
| 07 UNITED KINGDOM | - | - | - | - | - | - | - | - | - | - | - | |
| 08 IRELAND | - | - | - | - | - | - | - | - | - | - | - | |
| 09 DANMARK | - | - | - | - | - | - | - | - | - | - | - | |
| 10 HELLAS | - | - | - | - | - | - | - | - | - | - | - | |
| 20 EUR | 40984 | 5447 | 1042 | 28802 | 5653 | 35 | 4 | 3075 | 2768 | - | 44064 | |
| 36 SWITZERLAND | 38 | 5 | 0 | 29 | 4 | - | - | 53 | 52 | - | 92 | |
| 38 AUSTRIA | - | - | - | - | - | - | - | - | - | - | - | |
| 48 YUGOSLAVIA | - | - | - | - | - | - | - | - | - | - | - | |
| 56 USSR | - | - | - | - | - | - | - | - | - | - | - | |
| 58 GERMAN DR | 49 | 4 | - | 44 | 1 | - | 24 | - | - | - | 72 | |
| 60 POLAND | - | - | - | - | - | - | - | - | - | - | - | |
| 62 CZECHOSLOVAKIA | - | - | - | - | - | - | - | - | - | - | - | |
| 64 HUNGARY | - | - | - | - | - | - | - | - | - | - | - | |
| 66 RUMANIA | - | - | - | - | - | - | - | - | - | - | - | |
| 68 BULGARIA | - | - | - | - | - | - | - | - | - | - | - | |
| 71 TOTAL STATE TRADING | 49 | 4 | - | 44 | 1 | - | 24 | - | - | - | 72 | |
| 76 OTHER EUROP. COUNTRIES | - | - | - | - | - | - | - | - | - | - | - | |
| 82 USA | - | - | - | - | - | - | - | - | - | - | - | |
| 85 OTHER COUNTRIES | 2 | 1 | - | 0 | - | 1 | 31 | - | - | - | 33 | |
| 88 TOTAL THIRD COUNTRIES | 89 | 10 | 0 | 73 | 5 | 1 | 55 | 53 | 52 | - | 197 | |
| 90 ZUSAMMEN-TOTAAL-TOTAL A | 41073 | 5456 | 1042 | 28875 | 5659 | 36 | 59 | 3129 | 2820 | - | 44261 | |

B I N N E N W A S S E R - B I N N E N W A T E R E N - V O I E H A V I G A B L E
 GRENZUEBERSCHREITENDER VERKEHR NACH LAND UND STAATZUGEHORIGKEIT DES SCHIFFES
 INTERNATIONAAL VERVOER HAAR LAND EN NATIONALITEIT VAN HET SCHIP
 TRAFIC INTERNATIONAL PAR PAYS ET NATIONALITE DU BATEAU

2.3.04:2 (7A)

NEDERLAND

1985

1000 T

| LAND - PAYS | STAATZUGEHORIGKEIT | | | | | | NATIONALITEIT | | | NATIONALITE | | |
|---|------------------------------|-----------|-------|--------------|-------|-----------|-----------------------------|------------------------------|------------|-------------|--------------------------|-----------|
| | ZUSAMMEN- TOTAAL TOTAL | EUR | | | | | STATE TRADING COUNTR. | SONSTIGE - OVERIGE - AUTRES | | | INSG. TOTAAL TOTAL | |
| | | DAR. D | F | WAARV. NL | B | DONT L | | ZUSAMMEN- TOTAAL TOTAL | DAR. CH | WAARV. A | | DONT A |
| B. VERSAND NACH: AFVOER NAAR: EXPEDITIONS VERS: | | | | | | | | | | | | |
| 01 BR DEUTSCHLAND | 73929 | 486 | 71529 | 1883 | 30 | 1 | - | 13 | 13 | - | 73943 | |
| 02 FRANCE | 3655 | 10 | 2832 | 454 | 358 | 2 | - | 1 | 1 | - | 3656 | |
| 03 ITALIA | - | - | - | - | - | - | - | - | - | - | - | |
| 04 NEDERLAND | - | - | - | - | - | - | - | - | - | - | - | |
| 05 BELGIQUE/BELGIE | 22871 | 538 | 558 | 13476 | 8296 | 2 | 21 | 1410 | 1265 | - | 24302 | |
| 06 LUXEMBOURG | 254 | - | 254 | - | - | - | - | - | - | - | 254 | |
| 07 UNITED KINGDOM | - | - | - | - | - | - | - | - | - | - | - | |
| 08 IRELAND | - | - | - | - | - | - | - | - | - | - | - | |
| 09 DANMARK | - | - | - | - | - | - | - | - | - | - | - | |
| 10 HELLAS | - | - | - | - | - | - | - | - | - | - | - | |
| 20 EUR | 100709 | 1035 | 75172 | 15814 | 8684 | 5 | 21 | 1424 | 1280 | - | 102155 | |
| 36 SWITZERLAND | 2911 | - | 2911 | - | - | - | - | - | - | - | 2911 | |
| 38 AUSTRIA | - | - | - | - | - | - | - | - | - | - | - | |
| 48 YUGOSLAVIA | - | - | - | - | - | - | - | - | - | - | - | |
| 56 USSR | - | - | - | - | - | - | - | - | - | - | - | |
| 58 GERMAN DR | 81 | 0 | 80 | 1 | - | - | - | - | - | - | 81 | |
| 60 POLAND | - | - | - | - | - | - | - | - | - | - | - | |
| 62 CZECHOSLOVAKIA | - | - | - | - | - | - | - | - | - | - | - | |
| 64 HUNGARY | - | - | - | - | - | - | - | - | - | - | - | |
| 66 RUMANIA | - | - | - | - | - | - | - | - | - | - | - | |
| 68 BULGARIA | - | - | - | - | - | - | - | - | - | - | - | |
| 71 TOTAL STATE TRADING | 81 | 0 | 80 | 1 | - | - | - | - | - | - | 81 | |
| 76 OTHER EUROP. COUNTRIES | - | - | - | - | - | - | - | - | - | - | - | |
| 82 USA | - | - | - | - | - | - | - | - | - | - | - | |
| 85 OTHER COUNTRIES | - | - | - | - | - | - | - | - | - | - | - | |
| 88 TOTAL THIRD COUNTRIES | 2991 | 0 | 2990 | 1 | - | - | - | - | - | - | 2991 | |
| 90 ZUSAMMEN-TOTAAL-TOTAL B | 103701 | 1035 | 78163 | 15814 | 8684 | 5 | 21 | 1424 | 1280 | - | 105146 | |
| 95 INSG.-TOTAAL-TOTAL A+B | 144774 | 6491 | 79205 | 44689 | 14343 | 41 | 80 | 4553 | 4100 | - | 149408 | |

B INNENWASSER - BINNENWATEREN - VOIE NAVIGABLE
 GRENZUEBERSCHREITENDER VERKEHR NACH LAND UND STAATZUGEHORIGKEIT DES SCHIFFES
 INTERNATIONAAL VERVOER NAAR LAND EN NATIONALITEIT VAN HET SCHIP
 TRAFIC INTERNATIONAL PAR PAYS ET NATIONALITE DU BATEAU

2.3.05:1 (7A)
 BELGIE/BELGIE
 1985
 1000 T

| LAND - PAYS | STAATZUGEHORIGKEIT - NATIONALITEIT | | | | | | STATE TRADING COUNTR. | NATIONALITE | | | INSG. TOTAAL |
|---|------------------------------------|--------|------|-----------|-------|---------|-----------------------|-----------------------------|---------|------------|--------------|
| | EUR | | | | | | | SONSTIGE - OVERIGE - AUTRES | | | |
| | ZUSAMMEN TOTAAL | DAR. D | - F | WAARV. NL | - B | DOONT L | | ZUSAMMEN TOTAAL | DAR. CH | - WAARV. A | |
| A. EMPFANG AUS: AANVDER UIT: RECEPTIONS DE: | | | | | | | | | | | |
| 01 BR DEUTSCHLAND | 9819 | 1272 | 154 | 5862 | 2520 | 10 | 10 | 297 | 295 | 0 | 10125 |
| 02 FRANCE | 3075 | 100 | 1578 | 407 | 987 | 2 | - | 109 | 108 | - | 3184 |
| 03 ITALIA | - | - | - | - | - | - | - | - | - | - | - |
| 04 NEDERLAND | 24935 | 382 | 351 | 15531 | 8665 | 2 | 19 | 733 | 661 | - | 25686 |
| 05 BELGIE/BELGIE | - | - | - | - | - | - | - | - | - | - | - |
| 06 LUXEMBOURG | 42 | 3 | 29 | 9 | 1 | - | - | 4 | 4 | - | 45 |
| 07 UNITED KINGDOM | 4 | - | - | 1 | 4 | - | - | - | - | - | 4 |
| 08 IRELAND | - | - | - | - | - | - | - | - | - | - | - |
| 09 DANMARK | 30 | - | - | 29 | 1 | - | - | - | - | - | 30 |
| 10 HELLAS | - | - | - | - | - | - | - | - | - | - | - |
| 20 EUR | 37905 | 1757 | 2112 | 21838 | 12178 | 15 | 29 | 1141 | 1068 | 0 | 39075 |
| 36 SWITZERLAND | 55 | 2 | 3 | 43 | 7 | - | - | 85 | 85 | - | 140 |
| 38 AUSTRIA | - | - | - | - | - | - | - | - | - | - | - |
| 48 YUGOSLAVIA | - | - | - | - | - | - | - | - | - | - | - |
| 56 USSR | - | - | - | - | - | - | - | - | - | - | - |
| 58 GERMAN DR | 60 | 15 | 2 | 39 | 4 | - | 25 | 1 | 1 | - | 86 |
| 60 POLAND | 1 | - | - | 1 | - | - | 17 | - | - | - | 18 |
| 62 CZECHOSLOVAKIA | - | - | - | - | - | - | - | - | - | - | - |
| 64 HUNGARY | - | - | - | - | - | - | - | - | - | - | - |
| 66 RUMANIA | - | - | - | - | - | - | - | 0 | - | - | 0 |
| 68 BULGARIA | - | - | - | - | - | - | - | - | - | - | - |
| 71 TOTAL STATE TRADING | 60 | 15 | 2 | 39 | 4 | - | 42 | 1 | 1 | - | 104 |
| 76 OTHER EUROP. COUNTRIES | 1 | - | - | 1 | - | - | - | - | - | - | 1 |
| 82 USA | 16 | - | - | 1 | 15 | - | - | 3 | - | - | 18 |
| 85 OTHER COUNTRIES | 1 | - | - | 1 | - | - | - | 1 | - | - | 2 |
| 88 TOTAL THIRDCOUNTRIES | 134 | 17 | 5 | 86 | 26 | - | 42 | 90 | 86 | - | 266 |
| 90 ZUSAMMEN-TOTAAL-TOTAL A | 38038 | 1773 | 2117 | 21924 | 12204 | 15 | 71 | 1231 | 1154 | 0 | 39340 |

B INNENWASSER - BINNENWATEREN - VOIE NAVIGABLE
 GRENZUEBERSCHREITENDER VERKEHR NACH LAND UND STAATZUGEHORIGKEIT DES SCHIFFES
 INTERNATIONAAL VERVOER NAAR LAND EN NATIONALITEIT VAN HET SCHIP
 TRAFIC INTERNATIONAL PAR PAYS ET NATIONALITE DU BATEAU

2.3.05:2 (7A)
 BELGIE/BELGIE
 1985
 1000 T

| LAND - PAYS | STAATZUGEHORIGKEIT - NATIONALITEIT | | | | | | STATE TRADING COUNTR. | NATIONALITE | | | INSG. TOTAAL |
|---|------------------------------------|--------|------|-----------|-------|---------|-----------------------|-----------------------------|---------|------------|--------------|
| | EUR | | | | | | | SONSTIGE - OVERIGE - AUTRES | | | |
| | ZUSAMMEN TOTAAL | DAR. D | - F | WAARV. NL | - B | DOONT L | | ZUSAMMEN TOTAAL | DAR. CH | - WAARV. A | |
| B. VERSAND NACH: AFVDER NAAR: EXPEDITIONS VERS: | | | | | | | | | | | |
| 01 BR DEUTSCHLAND | 8683 | 1961 | 213 | 4644 | 1855 | 9 | 12 | 484 | 483 | 1 | 9179 |
| 02 FRANCE | 3441 | 62 | 878 | 258 | 2237 | 2 | - | 38 | 38 | - | 3479 |
| 03 ITALIA | - | - | - | - | - | - | - | - | - | - | - |
| 04 NEDERLAND | 13886 | 254 | 38 | 9439 | 4143 | 6 | 1 | 525 | 445 | - | 14412 |
| 05 BELGIE/BELGIE | - | - | - | - | - | - | - | - | - | - | - |
| 06 LUXEMBOURG | 20 | 1 | - | 19 | - | - | - | 2 | 2 | - | 22 |
| 07 UNITED KINGDOM | 1 | - | - | - | 1 | - | - | - | - | - | 1 |
| 08 IRELAND | 3 | - | 2 | - | 2 | - | - | - | - | - | 3 |
| 09 DANMARK | 12 | 2 | - | 9 | 1 | - | - | 0 | - | - | 12 |
| 10 HELLAS | - | - | - | - | - | - | - | - | - | - | - |
| 20 EUR | 26045 | 2279 | 1130 | 14370 | 8238 | 17 | 13 | 1050 | 969 | 1 | 27108 |
| 36 SWITZERLAND | 1063 | 67 | 71 | 695 | 228 | 1 | - | 441 | 441 | - | 1503 |
| 38 AUSTRIA | - | - | - | - | - | - | - | - | - | - | - |
| 48 YUGOSLAVIA | - | - | - | - | - | - | - | - | - | - | - |
| 56 USSR | - | - | - | - | - | - | - | - | - | - | - |
| 58 GERMAN DR | 16 | 4 | - | 11 | 2 | - | 8 | - | - | - | 24 |
| 60 POLAND | - | - | - | - | - | - | 18 | - | - | - | 18 |
| 62 CZECHOSLOVAKIA | - | - | - | - | - | - | - | - | - | - | - |
| 64 HUNGARY | - | - | - | - | - | - | - | - | - | - | - |
| 66 RUMANIA | - | - | - | - | - | - | - | - | - | - | - |
| 68 BULGARIA | - | - | - | - | - | - | - | - | - | - | - |
| 71 TOTAL STATE TRADING | 16 | 4 | - | 11 | 2 | - | 26 | - | - | - | 43 |
| 76 OTHER EUROP. COUNTRIES | 4 | - | - | 0 | 3 | - | - | 0 | 0 | - | 4 |
| 82 USA | 0 | - | - | - | 0 | - | - | - | - | - | 0 |
| 85 OTHER COUNTRIES | - | - | - | - | - | - | - | 0 | - | - | 0 |
| 88 TOTAL THIRDCOUNTRIES | 1084 | 71 | 71 | 706 | 234 | 1 | 26 | 441 | 441 | - | 1551 |
| 90 ZUSAMMEN-TOTAAL-TOTAL B | 27129 | 2350 | 1201 | 15076 | 8472 | 18 | 39 | 1491 | 1410 | 1 | 28659 |
| 95 INSG.-TOTAAL-TOTAL A+B | 65167 | 4124 | 3319 | 36999 | 20676 | 33 | 110 | 2722 | 2564 | 1 | 67999 |

B I N N E N W A S S E R - B I N N E N W A T E R E N - V O I E N A V I G A B L E
 GRENZUEBERSCHREITENDER VERKEHR NACH LAND UND STAATZUGEHÖRIGKEIT DES SCHIFFES
 INTERNATIONAAL VERVOER NAAR LAND EN NATIONALITEIT VAN HET SCHIP
 TRAFIC INTERNATIONAL PAR PAYS ET NATIONALITE DU BATEAU

2.3.06:1 (7A)

LUXEMBOURG

1985

1000 T

| LAND - PAYS | STAATZUGEHÖRIGKEIT - NATIONALITEIT | | | | | | STATE TRADING COUNTR. | NATIONALITE | | | | |
|---|------------------------------------|-----------|--------|--------------|--------|-----------|-----------------------------|-----------------------------|------------|------------------|-----------|-----------------|
| | EUR | | | | | | | SONSTIGE - OVERIGE - AUTRES | | | | |
| | ZUSAMMEN! TOTAAL | DAR. D | - F | WAARV. NL | - B | DONT L | | ZUSAMMEN! TOTAAL | DAR. CH | - WAARV. A | DONT A | INSG. TOTAAL |
| A. EMPFANG AUS: AANVOER UIT: RECEPTIONS DE: | | | | | | | | | | | | |
| 01 BR DEUTSCHLAND | 401 | 288 | 0 | 78 | 29 | 7 | - | 13 | 13 | - | - | 414 |
| 02 FRANCE | 230 | 136 | 43 | 18 | 8 | 24 | - | 3 | 3 | - | - | 233 |
| 03 ITALIA | - | - | - | - | - | - | - | - | - | - | - | - |
| 04 NEDERLAND | 201 | 34 | 11 | 149 | 6 | 2 | - | 91 | 91 | - | - | 292 |
| 05 BELGIQUE/BELGIE | 26 | 1 | - | 21 | 4 | - | - | 2 | 2 | - | - | 29 |
| 06 LUXEMBOURG | - | - | - | - | - | - | - | - | - | - | - | - |
| 07 UNITED KINGDOM | - | - | - | - | - | - | - | - | - | - | - | - |
| 08 IRELAND | - | - | - | - | - | - | - | - | - | - | - | - |
| 09 DANMARK | - | - | - | - | - | - | - | - | - | - | - | - |
| 10 HELLAS | - | - | - | - | - | - | - | - | - | - | - | - |
| 20 EUR | 858 | 459 | 54 | 265 | 47 | 33 | - | 109 | 109 | - | - | 968 |
| 36 SWITZERLAND | - | - | - | - | - | - | - | - | - | - | - | - |
| 38 AUSTRIA | - | - | - | - | - | - | - | - | - | - | - | - |
| 48 YUGOSLAVIA | - | - | - | - | - | - | - | - | - | - | - | - |
| 56 USSR | - | - | - | - | - | - | - | - | - | - | - | - |
| 58 GERMAN DR | 5 | 1 | - | 3 | - | - | - | - | - | - | - | 5 |
| 60 POLAND | - | - | - | - | - | - | - | - | - | - | - | - |
| 62 CZECHOSLOVAKIA | - | - | - | - | - | - | - | - | - | - | - | - |
| 64 HUNGARY | - | - | - | - | - | - | - | - | - | - | - | - |
| 66 RUMANIA | - | - | - | - | - | - | - | - | - | - | - | - |
| 68 BULGARIA | - | - | - | - | - | - | - | - | - | - | - | - |
| 71 TOTAL STATE TRADING | 5 | 1 | - | 3 | - | - | - | - | - | - | - | 5 |
| 76 OTHER EUROP. COUNTRIES | - | - | - | - | - | - | - | - | - | - | - | - |
| 82 USA | - | - | - | - | - | - | - | - | - | - | - | - |
| 85 OTHER COUNTRIES | - | - | - | - | - | - | 2 | - | - | - | - | 2 |
| 88 TOTAL THIRD COUNTRIES | 5 | 1 | - | 3 | - | - | 2 | - | - | - | - | 6 |
| 90 ZUSAMMEN-TOTAAL-TOTAL A | 863 | 460 | 54 | 269 | 47 | 33 | 2 | 109 | 109 | - | - | 974 |

B I N N E N W A S S E R - B I N N E N W A T E R E N - V O I E N A V I G A B L E
 GRENZUEBERSCHREITENDER VERKEHR NACH LAND UND STAATZUGEHÖRIGKEIT DES SCHIFFES
 INTERNATIONAAL VERVOER NAAR LAND EN NATIONALITEIT VAN HET SCHIP
 TRAFIC INTERNATIONAL PAR PAYS ET NATIONALITE DU BATEAU

2.3.06:2 (7A)

LUXEMBOURG

1985

1000 T

| LAND - PAYS | STAATZUGEHÖRIGKEIT - NATIONALITEIT | | | | | | STATE TRADING COUNTR. | NATIONALITE | | | | |
|---|------------------------------------|-----------|--------|--------------|--------|-----------|-----------------------------|-----------------------------|------------|------------------|-----------|-----------------|
| | EUR | | | | | | | SONSTIGE - OVERIGE - AUTRES | | | | |
| | ZUSAMMEN! TOTAAL | DAR. D | - F | WAARV. NL | - B | DONT L | | ZUSAMMEN! TOTAAL | DAR. CH | - WAARV. A | DONT A | INSG. TOTAAL |
| B. VERSAND NACH: AFVOER NAAR: EXPEDITIONS VERS: | | | | | | | | | | | | |
| 01 BR DEUTSCHLAND | 576 | 385 | 74 | 110 | 4 | 3 | 1 | 64 | 64 | - | - | 641 |
| 02 FRANCE | 5 | 1 | 1 | 1 | 1 | 0 | - | - | - | - | - | 5 |
| 03 ITALIA | - | - | - | - | - | - | - | - | - | - | - | - |
| 04 NEDERLAND | 78 | 11 | 0 | 63 | - | 4 | - | 8 | 8 | - | - | 86 |
| 05 BELGIQUE/BELGIE | 51 | 7 | 17 | 27 | 0 | - | - | 3 | 3 | - | - | 55 |
| 06 LUXEMBOURG | - | - | - | - | - | - | - | - | - | - | - | - |
| 07 UNITED KINGDOM | - | - | - | - | - | - | - | - | - | - | - | - |
| 08 IRELAND | - | - | - | - | - | - | - | - | - | - | - | - |
| 09 DANMARK | - | - | - | - | - | - | - | - | - | - | - | - |
| 10 HELLAS | - | - | - | - | - | - | - | - | - | - | - | - |
| 20 EUR | 710 | 404 | 94 | 201 | 5 | 7 | 1 | 76 | 76 | - | - | 787 |
| 36 SWITZERLAND | - | - | - | - | - | - | - | - | - | - | - | - |
| 38 AUSTRIA | - | - | - | - | - | - | - | - | - | - | - | - |
| 48 YUGOSLAVIA | - | - | - | - | - | - | - | - | - | - | - | - |
| 56 USSR | - | - | - | - | - | - | - | - | - | - | - | - |
| 58 GERMAN DR | - | - | - | - | - | - | - | - | - | - | - | - |
| 60 POLAND | - | - | - | - | - | - | - | - | - | - | - | - |
| 62 CZECHOSLOVAKIA | - | - | - | - | - | - | - | - | - | - | - | - |
| 64 HUNGARY | - | - | - | - | - | - | - | - | - | - | - | - |
| 66 RUMANIA | - | - | - | - | - | - | - | - | - | - | - | - |
| 68 BULGARIA | - | - | - | - | - | - | - | - | - | - | - | - |
| 71 TOTAL STATE TRADING | - | - | - | - | - | - | - | - | - | - | - | - |
| 76 OTHER EUROP. COUNTRIES | - | - | - | - | - | - | - | - | - | - | - | - |
| 82 USA | - | - | - | - | - | - | - | - | - | - | - | - |
| 85 OTHER COUNTRIES | - | - | - | - | - | - | - | - | - | - | - | - |
| 88 TOTAL THIRD COUNTRIES | - | - | - | - | - | - | - | - | - | - | - | - |
| 90 ZUSAMMEN-TOTAAL-TOTAL B | 710 | 404 | 94 | 201 | 5 | 7 | 1 | 76 | 76 | - | - | 787 |
| 95 INSG.-TOTAAL-TOTAL A+B | 1573 | 864 | 148 | 469 | 53 | 39 | 2 | 185 | 185 | - | - | 1761 |

B I N N E N W A S S E R - B I N N E N W A T E R E N - V O I E N A V I G A B L E

2.3.07:1 (7A)

GRENZUEBERSCHREITENDER VERKEHR NACH LAND UND STAATZUGEHORIGKEIT DES SCHIFFES

EUR

INTERNATIONAAL VERVOER NAAR LAND EN NATIONALITEIT VAN HET SCHIP

1985

TRAFIC INTERNATIONAL PAR PAYS ET NATIONALITE DU BATEAU

1000 T

| LAND - PAYS | STAATZUGEHORIGKEIT | | | | | | NATIONALITEIT | | | NATIONALITE | | |
|---|------------------------------|-----------|--------|--------------|--------|-----------|------------------------------|------------------------------|------------|-------------|------------------------|--|
| | EUR | | | | | | SONSTIGE - OVERIGE - AUTRES! | | | | | |
| | ZUSAMMEN! TOTAAL TOTAL | DAR. D | - F | WAARV. NL | - B | DONT L | STATE TRADING COUNTR. | ZUSAMMEN! TOTAAL TOTAL | DAR. CH | WAARV. A | DONT INSG. TOTAL | |
| A. EMPFANG AUS: AANVOER UIT: RECEPTIONS DE: | | | | | | | | | | | | |
| 01 BR DEUTSCHLAND | 37054 | 7761 | 820 | 24678 | 3718 | 73 | 13 | 2122 | 2045 | 0 | 39188 | |
| 02 FRANCE | 14706 | 6658 | 2657 | 3088 | 2214 | 85 | 5 | 1562 | 1560 | - | 16273 | |
| 03 ITALIA | - | - | - | - | - | - | - | - | - | - | - | |
| 04 NEDERLAND | 97564 | 28569 | 1704 | 55274 | 11980 | 30 | 77 | 6118 | 5958 | - | 103758 | |
| 05 BELGIQUE/BELGIE | 25301 | 2389 | 1131 | 13657 | 8111 | 13 | 16 | 1528 | 1297 | - | 26845 | |
| 06 LUXEMBOURG | 740 | 388 | 212 | 111 | 4 | 26 | 1 | 23 | 23 | - | 764 | |
| 07 UNITED KINGDOM | 320 | 249 | - | 18 | 6 | - | 1 | 9 | 0 | - | 330 | |
| 08 IRELAND | 6 | 5 | - | 1 | - | - | - | - | - | - | 6 | |
| 09 DANMARK | 177 | 90 | 0 | 84 | 2 | - | 0 | 4 | - | - | 181 | |
| 10 HELLAS | - | - | - | - | - | - | - | - | - | - | - | |
| 20 EUR | 175868 | 46107 | 6524 | 96910 | 26034 | 227 | 112 | 11364 | 10883 | 0 | 187344 | |
| 36 SWITZERLAND | 250 | 64 | 26 | 131 | 29 | - | 0 | 411 | 409 | - | 661 | |
| 38 AUSTRIA | 52 | 52 | - | - | - | - | 31 | 242 | - | 242 | 326 | |
| 48 YUGOSLAVIA | 68 | 68 | - | - | - | - | 285 | 4 | - | 4 | 357 | |
| 56 USSR | 1 | 1 | - | - | - | - | 44 | - | - | - | 46 | |
| 58 GERMAN DR | 662 | 559 | 2 | 94 | 7 | - | 2200 | 1 | 1 | - | 2863 | |
| 60 POLAND | 224 | 216 | - | 8 | 0 | - | 585 | 7 | 1 | - | 816 | |
| 62 CZECHOSLOVAKIA | 1 | 1 | - | - | - | - | 503 | - | - | - | 505 | |
| 64 HUNGARY | 9 | 9 | - | - | - | - | 207 | - | - | - | 216 | |
| 66 RUMANIA | 11 | 11 | - | - | - | - | 132 | 6 | - | 6 | 149 | |
| 68 BULGARIA | 13 | 13 | - | - | - | - | 57 | - | - | - | 70 | |
| 71 TOTAL STATE TRADING | 988 | 877 | 2 | 102 | 7 | - | 4014 | 18 | 2 | 10 | 5020 | |
| 76 OTHER EUROP. COUNTRIES | 277 | 247 | 0 | 30 | 0 | - | - | 168 | - | - | 445 | |
| 82 USA | 16 | - | - | 1 | 15 | - | - | 3 | - | - | 18 | |
| 85 OTHER COUNTRIES | 3 | 1 | - | 1 | - | - | 32 | 1 | - | - | 36 | |
| 88 TOTAL THIRD COUNTRIES | 1586 | 1241 | 29 | 265 | 50 | 1 | 4078 | 843 | 411 | 253 | 6507 | |
| 90 ZUSAMMEN-TOTAAL-TOTAL A | 177454 | 47349 | 6552 | 97174 | 26085 | 228 | 4190 | 12207 | 11294 | 253 | 193851 | |

B I N N E N W A S S E R - B I N N E N W A T E R E N - V O I E N A V I G A B L E

2.3.07:2 (7A)

GRENZUEBERSCHREITENDER VERKEHR NACH LAND UND STAATZUGEHORIGKEIT DES SCHIFFES

EUR

INTERNATIONAAL VERVOER NAAR LAND EN NATIONALITEIT VAN HET SCHIP

1985

TRAFIC INTERNATIONAL PAR PAYS ET NATIONALITE DU BATEAU

1000 T

| LAND - PAYS | STAATZUGEHORIGKEIT | | | | | | NATIONALITEIT | | | NATIONALITE | | |
|---|------------------------------|-----------|--------|--------------|--------|-----------|------------------------------|------------------------------|------------|-------------|------------------------|--|
| | EUR | | | | | | SONSTIGE - OVERIGE - AUTRES! | | | | | |
| | ZUSAMMEN! TOTAAL TOTAL | DAR. D | - F | WAARV. NL | - B | DONT L | STATE TRADING COUNTR. | ZUSAMMEN! TOTAAL TOTAL | DAR. CH | WAARV. A | DONT INSG. TOTAL | |
| B. VERSAND NACH: AFVOER NAAR: EXPEDITIONS VERS: | | | | | | | | | | | | |
| 01 BR DEUTSCHLAND | 91974 | 9558 | 72138 | 7875 | 2325 | 76 | 13 | 1521 | 1512 | 1 | 93508 | |
| 02 FRANCE | 10103 | 1375 | 4121 | 1362 | 3186 | 57 | 1 | 191 | 191 | - | 10296 | |
| 03 ITALIA | - | - | - | - | - | - | - | - | - | - | - | |
| 04 NEDERLAND | 41379 | 5560 | 984 | 29192 | 5605 | 27 | 4 | 2716 | 2562 | - | 44099 | |
| 05 BELGIQUE/BELGIE | 35331 | 1946 | 2247 | 19670 | 11650 | 18 | 24 | 1915 | 1771 | - | 37470 | |
| 06 LUXEMBOURG | 908 | 449 | 309 | 107 | 34 | 10 | - | 15 | 15 | - | 922 | |
| 07 UNITED KINGDOM | 844 | 641 | - | 79 | 1 | - | - | 58 | 2 | - | 902 | |
| 08 IRELAND | 32 | 25 | 2 | 2 | 2 | - | - | - | - | - | 32 | |
| 09 DANMARK | 151 | 131 | - | 19 | 1 | - | - | 6 | - | - | 157 | |
| 10 HELLAS | - | - | - | - | - | - | - | - | - | - | - | |
| 20 EUR | 180921 | 19684 | 79800 | 58306 | 22804 | 187 | 42 | 6423 | 6052 | 1 | 187386 | |
| 36 SWITZERLAND | 5360 | 1054 | 3051 | 962 | 290 | 3 | - | 2289 | 2289 | - | 7649 | |
| 38 AUSTRIA | 184 | 182 | - | - | 2 | - | 40 | 793 | - | 793 | 1017 | |
| 48 YUGOSLAVIA | 8 | 8 | - | - | - | - | 59 | 5 | - | 5 | 71 | |
| 56 USSR | 19 | 19 | - | - | 1 | - | 60 | 1 | - | 1 | 81 | |
| 58 GERMAN DR | 163 | 69 | 80 | 13 | 2 | - | 3209 | - | - | - | 3372 | |
| 60 POLAND | 9 | 8 | 0 | - | - | - | 93 | - | - | - | 102 | |
| 62 CZECHOSLOVAKIA | 1 | 1 | - | - | - | - | 538 | - | - | - | 539 | |
| 64 HUNGARY | 0 | 0 | - | - | - | - | 13 | - | - | - | 13 | |
| 66 RUMANIA | 1 | 1 | - | - | - | - | 16 | - | - | - | 17 | |
| 68 BULGARIA | 7 | 5 | - | - | 1 | - | 45 | - | - | - | 52 | |
| 71 TOTAL STATE TRADING | 208 | 111 | 80 | 13 | 3 | - | 4034 | 5 | - | 5 | 4247 | |
| 76 OTHER EUROP. COUNTRIES | 384 | 360 | - | 21 | 3 | - | - | 217 | 0 | - | 601 | |
| 82 USA | 0 | - | - | - | 0 | - | - | 0 | - | - | 0 | |
| 85 OTHER COUNTRIES | - | - | - | - | - | - | - | 0 | - | - | 0 | |
| 88 TOTAL THIRD COUNTRIES | 6136 | 1707 | 3131 | 996 | 299 | 3 | 4074 | 3305 | 2290 | 799 | 13515 | |
| 90 ZUSAMMEN-TOTAAL-TOTAL B | 187057 | 21391 | 82931 | 59302 | 23103 | 190 | 4116 | 9728 | 8342 | 799 | 200901 | |
| 97 A + B (THIRD COUNTRIES) | 183590 | 49055 | 9683 | 98171 | 26384 | 231 | 8264 | 15512 | 13584 | 1052 | 207366 | |

B I N N E N W A S S E R - B I N N E N W A T E R E N - V O I E N A V I G A B L E
 GRENZUEBERSCHREITENDER VERKEHR NACH LAND UND STAATZUGEHORIGKEIT DES SCHIFFES
 INTERNATIONAAL VERVOER NAAR LAND EN NATIONALITEIT VAN HET SCHIP
 TRAFIC INTERNATIONAL PAR PAYS ET NATIONALITE DU BATEAU

2.4.01:1 (8A)

BR DEUTSCHLAND

1985

MIO TKM

| LAHD - PAYS | STAATZUGEHORIGKEIT | | | | | | NATIONALITEIT | | | NATIONALITE | | |
|---|-----------------------------|------|--------|------|------|------|---------------|-----------------------------|-----------------------------|-----------------------------|--------|--------------------------|
| | ZUSAMMEN TOTAAL TOTAL | EUR | | | | | | STATE TRADING COUNTR. | ZUSAMMEN TOTAAL TOTAL | SONSTIGE - OVERIGE - AUTRES | | INSG. TOTAAL TOTAL |
| | | DAR. | HAARV. | | | DONT | | | | DAR. | WAARV. | |
| | D | F | NL | B | L | | CH | A | | | | |
| A. EMPFANG AUS: AANVOER UIT: RECEPTIONS DE: | | | | | | | | | | | | |
| 01 BR DEUTSCHLAND | - | - | - | - | - | - | - | - | - | - | - | - |
| 02 FRANCE | 2253 | 1598 | 94 | 416 | 126 | 17 | 3 | 106 | 106 | - | - | 2362 |
| 03 ITALIA | - | - | - | - | - | - | - | - | - | - | - | - |
| 04 NEDERLAND | 12653 | 5810 | 136 | 6069 | 634 | 3 | 20 | 1217 | 1199 | - | - | 13889 |
| 05 BELGIQUE/BELGIE | 2021 | 630 | 56 | 1019 | 316 | 1 | 5 | 192 | 192 | - | - | 2218 |
| 06 LUXEMBOURG | 218 | 147 | 49 | 13 | 0 | 9 | 0 | 3 | 3 | - | - | 222 |
| 07 UNITED KINGDOM | 32 | 24 | - | 2 | 0 | - | 0 | 1 | 0 | - | - | 34 |
| 08 IRELAND | 1 | 1 | - | 0 | - | - | - | - | - | - | - | 1 |
| 09 DANMARK | 39 | 25 | 0 | 14 | 0 | - | 0 | 1 | - | - | - | 40 |
| 10 HELLAS | - | - | - | - | - | - | - | - | - | - | - | - |
| 20 EUR | 17217 | 8234 | 334 | 7534 | 1076 | 30 | 29 | 1521 | 1500 | - | - | 18767 |
| 36 SWITZERLAND | 50 | 21 | 0 | 21 | 8 | - | 0 | 40 | 40 | - | - | 90 |
| 38 AUSTRIA | 9 | 9 | - | - | - | - | 5 | 42 | - | 42 | - | 56 |
| 48 YUGOSLAVIA | 9 | 9 | - | - | - | - | 47 | 1 | - | 1 | - | 57 |
| 56 USSR | 0 | 0 | - | - | - | - | 8 | - | - | - | - | 8 |
| 58 GERMAN DR | 209 | 205 | - | 4 | 0 | - | 178 | - | - | - | - | 387 |
| 60 POLAND | 30 | 28 | - | 2 | 0 | - | 57 | 0 | 0 | - | - | 87 |
| 62 CZECHOSLOVAKIA | 0 | 0 | - | - | - | - | 56 | - | - | - | - | 56 |
| 64 HUNGARY | 1 | 1 | - | - | - | - | 33 | - | - | - | - | 34 |
| 66 RUMAHIA | 2 | 2 | - | - | - | - | 22 | 1 | - | 1 | - | 25 |
| 68 BULGARIA | 2 | 2 | - | - | - | - | 5 | - | - | - | - | 7 |
| 71 TOTAL STATE TRADING | 253 | 247 | - | 5 | 1 | - | 406 | 2 | 0 | 2 | - | 661 |
| 76 OTHER EUROP. COUNTRIES | 51 | 46 | 0 | 5 | - | - | - | 16 | - | - | - | 67 |
| 82 USA | - | - | - | - | - | - | - | - | - | - | - | - |
| 85 OTHER COUNTRIES | - | - | - | - | - | - | - | - | - | - | - | - |
| 88 TOTAL THIRD COUNTRIES | 362 | 323 | 0 | 31 | 8 | - | 412 | 100 | 40 | 43 | - | 873 |
| 90 ZUSAMMEN-TOTAAL-TOTAL A | 17580 | 8558 | 334 | 7565 | 1085 | 30 | 440 | 1621 | 1540 | 43 | - | 19640 |

B I N N E N W A S S E R - B I N N E N W A T E R E N - V O I E N A V I G A B L E
 GRENZUEBERSCHREITENDER VERKEHR NACH LAND UND STAATZUGEHORIGKEIT DES SCHIFFES
 INTERNATIONAAL VERVOER NAAR LAND EN NATIONALITEIT VAN HET SCHIP
 TRAFIC INTERNATIONAL PAR PAYS ET NATIONALITE DU BATEAU

2.4.01:2 (8A)

BR DEUTSCHLAND

1985

MIO TKM

| LAND - PAYS | STAATZUGEHORIGKEIT | | | | | | NATIONALITEIT | | | NATIONALITE | | |
|--|-----------------------------|-------|--------|-------|------|------|---------------|-----------------------------|-----------------------------|-----------------------------|--------|--------------------------|
| | ZUSAMMEN TOTAAL TOTAL | EUR | | | | | | STATE TRADING COUNTR. | ZUSAMMEN TOTAAL TOTAL | SONSTIGE - OVERIGE - AUTRES | | INSG. TOTAAL TOTAL |
| | | DAR. | HAARV. | | | DONT | | | | DAR. | WAARV. | |
| | D | F | NL | B | L | | CH | A | | | | |
| B. VERSAND NACH: AFVOER NAAR: EXPEDITIIONS VERS: | | | | | | | | | | | | |
| 01 BR DEUTSCHLAND | - | - | - | - | - | - | - | - | - | - | - | - |
| 02 FRANCE | 1061 | 552 | 130 | 236 | 119 | 24 | 1 | 30 | 30 | - | - | 1091 |
| 03 ITALIA | - | - | - | - | - | - | - | - | - | - | - | - |
| 04 NEDERLAND | 3951 | 1274 | 96 | 2433 | 146 | 3 | 1 | 489 | 480 | - | - | 4441 |
| 05 BELGIQUE/BELGIE | 1780 | 383 | 18 | 1092 | 286 | 1 | 0 | 83 | 83 | - | - | 1864 |
| 06 LUXEMBOURG | 175 | 127 | 1 | 30 | 12 | 4 | - | 4 | 4 | - | - | 179 |
| 07 UNITED KINGDOM | 86 | 62 | - | 9 | - | - | - | 7 | 0 | - | - | 92 |
| 08 IRELAND | 4 | 4 | - | 0 | - | - | - | - | - | - | - | 4 |
| 09 DANMARK | 34 | 31 | - | 3 | - | - | - | 1 | - | - | - | 35 |
| 10 HELLAS | - | - | - | - | - | - | - | - | - | - | - | - |
| 20 EUR | 7091 | 2433 | 245 | 3803 | 563 | 31 | 2 | 614 | 597 | - | - | 7706 |
| 36 SWITZERLAND | 379 | 299 | 2 | 54 | 24 | 1 | - | 178 | 178 | - | - | 558 |
| 38 AUSTRIA | 33 | 33 | - | - | 0 | - | 7 | 142 | - | 142 | - | 182 |
| 48 YUGOSLAVIA | 1 | 1 | - | - | - | - | 11 | 1 | - | 1 | - | 13 |
| 56 USSR | 3 | 3 | - | 0 | 0 | - | 9 | 0 | - | 0 | - | 13 |
| 58 GERMAN DR | 14 | 14 | - | 0 | - | - | 180 | - | - | - | - | 195 |
| 60 POLAND | 1 | 1 | - | - | - | - | 23 | - | - | - | - | 24 |
| 62 CZECHOSLOVAKIA | 0 | 0 | - | - | - | - | 77 | - | - | - | - | 77 |
| 64 HUNGARY | 0 | 0 | - | - | - | - | 2 | - | - | - | - | 2 |
| 66 RUMAHIA | 0 | 0 | - | - | - | - | 3 | - | - | - | - | 3 |
| 68 BULGARIA | 1 | 1 | - | - | 0 | - | 3 | - | - | - | - | 4 |
| 71 TOTAL STATE TRADING | 21 | 21 | - | 0 | 0 | - | 309 | 1 | - | 1 | - | 331 |
| 76 OTHER EUROP. COUNTRIES | 72 | 68 | - | 4 | - | - | - | 18 | - | - | - | 90 |
| 82 USA | - | - | - | - | - | - | - | - | - | - | - | - |
| 85 OTHER COUNTRIES | - | - | - | - | - | - | - | - | - | - | - | - |
| 88 TOTAL THIRD COUNTRIES | 505 | 421 | 2 | 58 | 24 | 1 | 316 | 340 | 178 | 143 | - | 1161 |
| 90 ZUSAMMEN-TOTAAL-TOTAL B | 7596 | 2854 | 247 | 3861 | 587 | 32 | 317 | 953 | 776 | 143 | - | 8867 |
| 95 INSG.-TOTAAL-TOTAL A+B | 25176 | 11412 | 581 | 11425 | 1671 | 62 | 758 | 2574 | 2316 | 186 | - | 28507 |

B I N N E N W A S S E R - B I N N E N W A T E R E N - V O I E N A V I G A B L E 2.4.02:1 (8A)
 GRENZUEBERSCHREITENDER VERKEHR NACH LAND UND STAATZUGEHORIGKEIT DES SCHIFFES FRANCE
 INTERNATIONAAL VERVOER NAAR LAND EN NATIONALITEIT VAN HET SCHIP 1985
 TRAFIC INTERNATIONAL PAR PAYS ET NATIONALITE DU BATEAU MIO TKM

| LAND - PAYS | STAATZUGEHORIGKEIT - NATIONALITEIT | | | | | | NATIONALITE | | | | | |
|---|------------------------------------|-----------|--------|--------------|--------|-----------|-----------------------------|------------------------------|------------|-------------|-----------------|------|
| | EUR | | | | | | STATE TRADING COUNTR. | SONSTIGE - OVERIGE - AUTRES! | | | INSG. TOTAAL | |
| | ZUSAMMEN! TOTAAL | DAR. D | - F | WAARV. NL | - B | DONT L | | ZUSAMMEN! TOTAAL | DAR. CH | WAARV. A | | DONT |
| A. EMPFANG AUS: AANVOER UIT: RECEPTIONS DE: | | | | | | | | | | | | |
| 01 BR DEUTSCHLAND | 355 | 83 | 104 | 63 | 103 | 3 | - | 8 | 7 | - | 363 | |
| 02 FRANCE | - | - | - | - | - | - | - | - | - | - | - | |
| 03 ITALIA | - | - | - | - | - | - | - | - | - | - | - | |
| 04 NEDERLAND | 424 | 31 | 152 | 157 | 83 | 1 | - | 15 | 15 | - | 439 | |
| 05 BELGIQUE/BELGIE | 527 | 9 | 190 | 23 | 305 | 0 | - | 4 | 4 | - | 532 | |
| 06 LUXEMBOURG | 2 | 1 | 1 | 0 | 0 | 0 | - | - | - | - | 2 | |
| 07 UNITED KINGDOM | - | - | - | - | - | - | - | - | - | - | - | |
| 08 IRELAND | - | - | - | - | - | - | - | - | - | - | - | |
| 09 DANMARK | - | - | - | - | - | - | - | - | - | - | - | |
| 10 HELLAS | - | - | - | - | - | - | - | - | - | - | - | |
| 20 EUR | 1309 | 124 | 447 | 242 | 492 | 4 | - | 27 | 26 | - | 1336 | |
| 36 SWITZERLAND | 1 | 0 | 0 | 1 | - | - | - | 1 | 1 | - | 2 | |
| 38 AUSTRIA | - | - | - | - | - | - | - | - | - | - | - | |
| 48 YUGOSLAVIA | - | - | - | - | - | - | - | - | - | - | - | |
| 56 USSR | - | - | - | - | - | - | - | - | - | - | - | |
| 58 GERMAN DR | - | - | - | - | - | - | - | - | - | - | - | |
| 60 POLAND | - | - | - | - | - | - | - | 1 | - | - | 1 | |
| 62 CZECHOSLOVAKIA | - | - | - | - | - | - | - | - | - | - | - | |
| 64 HUNGARY | - | - | - | - | - | - | - | - | - | - | - | |
| 66 RUMANIA | - | - | - | - | - | - | - | - | - | - | - | |
| 68 BULGARIA | - | - | - | - | - | - | - | - | - | - | - | |
| 71 TOTAL STATE TRADING | - | - | - | - | - | - | - | 1 | - | - | 1 | |
| 76 OTHER EUROP. COUNTRIES | - | - | - | - | - | - | - | - | - | - | - | |
| 82 USA | - | - | - | - | - | - | - | - | - | - | - | |
| 85 OTHER COUNTRIES | - | - | - | - | - | - | - | - | - | - | - | |
| 88 TOTAL THIRD COUNTRIES | 1 | 0 | 0 | 1 | - | - | - | 2 | 1 | - | 3 | |
| 90 ZUSAMMEN-TOTAAL-TOTAL A | 1310 | 124 | 447 | 243 | 492 | 4 | - | 29 | 27 | - | 1339 | |

B I N N E N W A S S E R - B I N N E N W A T E R E N - V O I E N A V I G A B L E 2.4.02:2 (8A)
 GRENZUEBERSCHREITENDER VERKEHR NACH LAND UND STAATZUGEHORIGKEIT DES SCHIFFES FRANCE
 INTERNATIONAAL VERVOER NAAR LAND EN NATIONALITEIT VAN HET SCHIP 1985
 TRAFIC INTERNATIONAL PAR PAYS ET NATIONALITE DU BATEAU MIO TKM

| LAND - PAYS | STAATZUGEHORIGKEIT - NATIONALITEIT | | | | | | NATIONALITE | | | | | |
|---|------------------------------------|-----------|--------|--------------|--------|-----------|-----------------------------|------------------------------|------------|-------------|-----------------|------|
| | EUR | | | | | | STATE TRADING COUNTR. | SONSTIGE - OVERIGE - AUTRES! | | | INSG. TOTAAL | |
| | ZUSAMMEN! TOTAAL | DAR. D | - F | WAARV. NL | - B | DONT L | | ZUSAMMEN! TOTAAL | DAR. CH | WAARV. A | | DONT |
| B. VERSAND NACH: AFVOER NAAR: EXPEDITIONS VERS: | | | | | | | | | | | | |
| 01 BR DEUTSCHLAND | 480 | 268 | 75 | 86 | 48 | 3 | - | 47 | 47 | - | 527 | |
| 02 FRANCE | - | - | - | - | - | - | - | - | - | - | - | |
| 03 ITALIA | - | - | - | - | - | - | - | - | - | - | - | |
| 04 NEDERLAND | 548 | 24 | 156 | 180 | 187 | 1 | - | 60 | 60 | - | 608 | |
| 05 BELGIQUE/BELGIE | 487 | 10 | 291 | 41 | 145 | 0 | - | 15 | 15 | - | 501 | |
| 06 LUXEMBOURG | 21 | 14 | 6 | 1 | 0 | 0 | - | 0 | 0 | - | 21 | |
| 07 UNITED KINGDOM | - | - | - | - | - | - | - | - | - | - | - | |
| 08 IRELAND | - | - | - | - | - | - | - | - | - | - | - | |
| 09 DANMARK | - | - | - | - | - | - | - | - | - | - | - | |
| 10 HELLAS | - | - | - | - | - | - | - | - | - | - | - | |
| 20 EUR | 1535 | 315 | 527 | 308 | 380 | 5 | - | 123 | 122 | - | 1658 | |
| 36 SWITZERLAND | 36 | 15 | 13 | 7 | 1 | - | - | 51 | 51 | - | 86 | |
| 38 AUSTRIA | - | - | - | - | - | - | - | - | - | - | - | |
| 48 YUGOSLAVIA | - | - | - | - | - | - | - | - | - | - | - | |
| 56 USSR | - | - | - | - | - | - | - | - | - | - | - | |
| 58 GERMAN DR | - | - | - | - | - | - | - | - | - | - | - | |
| 60 POLAND | 0 | - | 0 | - | - | - | - | - | - | - | 0 | |
| 62 CZECHOSLOVAKIA | - | - | - | - | - | - | - | - | - | - | - | |
| 64 HUNGARY | - | - | - | - | - | - | - | - | - | - | - | |
| 66 RUMANIA | - | - | - | - | - | - | - | - | - | - | - | |
| 68 BULGARIA | - | - | - | - | - | - | - | - | - | - | - | |
| 71 TOTAL STATE TRADING | 0 | - | 0 | - | - | - | - | - | - | - | 0 | |
| 76 OTHER EUROP. COUNTRIES | - | - | - | - | - | - | - | - | - | - | - | |
| 82 USA | - | - | - | - | - | - | - | - | - | - | - | |
| 85 OTHER COUNTRIES | - | - | - | - | - | - | - | - | - | - | - | |
| 88 TOTAL THIRD COUNTRIES | 36 | 15 | 13 | 7 | 1 | - | - | 51 | 51 | - | 87 | |
| 90 ZUSAMMEN-TOTAAL-TOTAL B | 1571 | 330 | 540 | 315 | 381 | 5 | - | 173 | 173 | - | 1745 | |
| 95 INSG.-TOTAAL-TOTAL A+B | 2881 | 454 | 987 | 558 | 873 | 9 | - | 202 | 200 | - | 3083 | |

B I N N E N W A S S E R - B I N N E N W A T E R E N - V O I E N A V I G A B L E 2.4.04:1 (8A)
 GRENZUEBERSCHREITENDER VERKEHR NACH LAND UND STAATZUGEHÖRIGKEIT DES SCHIFFES NEDERLAND
 INTERNATIONAAL VERVOER NAAR LAND EN NATIONALITEIT VAN HET SCHIP 1985
 TRAFIC INTERNATIONAL PAR PAYS ET NATIONALITE DU BATEAU MIO TKM

| LAND - PAYS | STAATZUGEHÖRIGKEIT - NATIONALITEIT | | | | | | NATIONALITEIT | | | | INSG. TOTAAL |
|---|------------------------------------|--------|-----|-----------|-----|--------|-----------------------|-----------------------------|---------|---|--------------|
| | ZUSAMMEN TOTAAL | EUR | | | | | STATE TRADING COUNTR. | SONSTIGE - OVERIGE - AUTRES | | | |
| | | DAR. D | F | WAARV. NL | B | DONT L | | ZUSAMMEN TOTAAL | DAR. CH | A | |
| A. EMPFANG AUS: AANVOER UIT: RECEPTIONS DE: | | | | | | | | | | | |
| 01 BR DEUTSCHLAND | 3393 | 668 | 43 | 2605 | 76 | 1 | 0 | 226 | 216 | - | 3620 |
| 02 FRANCE | 516 | 27 | 105 | 242 | 139 | 3 | 0 | 67 | 67 | - | 583 |
| 03 ITALIA | - | - | - | - | - | - | - | - | - | - | - |
| 04 NEDERLAND | - | - | - | - | - | - | - | - | - | - | - |
| 05 BELGIQUE/BELGIE | 2112 | 23 | 11 | 1533 | 543 | 1 | 0 | 78 | 53 | - | 2189 |
| 06 LUXEMBOURG | 10 | 1 | 0 | 8 | 0 | 1 | - | 1 | 1 | - | 12 |
| 07 UNITED KINGDOM | - | - | - | - | - | - | - | - | - | - | - |
| 08 IRELAND | - | - | - | - | - | - | - | - | - | - | - |
| 09 DANMARK | - | - | - | - | - | - | - | - | - | - | - |
| 10 HELLAS | - | - | - | - | - | - | - | - | - | - | - |
| 20 EUR | 6030 | 720 | 159 | 4387 | 758 | 5 | 1 | 373 | 338 | - | 6404 |
| 36 SWITZERLAND | 5 | 1 | 0 | 4 | 1 | - | - | 7 | 7 | - | 12 |
| 38 AUSTRIA | - | - | - | - | - | - | - | - | - | - | - |
| 48 YUGOSLAVIA | - | - | - | - | - | - | - | - | - | - | - |
| 56 USSR | - | - | - | - | - | - | - | - | - | - | - |
| 58 GERMAN DR | 7 | 1 | - | 6 | 0 | - | 3 | - | - | - | 10 |
| 60 POLAND | - | - | - | - | - | - | - | - | - | - | - |
| 62 CZECHOSLOVAKIA | - | - | - | - | - | - | - | - | - | - | - |
| 64 HUNGARY | - | - | - | - | - | - | - | - | - | - | - |
| 66 RUMANIA | - | - | - | - | - | - | - | - | - | - | - |
| 68 BULGARIA | - | - | - | - | - | - | - | - | - | - | - |
| 71 TOTAL STATE TRADING | 7 | 1 | - | 6 | 0 | - | 3 | - | - | - | 10 |
| 76 OTHER EUROP. COUNTRIES | - | - | - | - | - | - | - | - | - | - | - |
| 82 USA | - | - | - | - | - | - | - | - | - | - | - |
| 85 OTHER COUNTRIES | 0 | 0 | 0 | 0 | - | 0 | 4 | - | - | - | 4 |
| 88 TOTAL THIRD COUNTRIES | 12 | 1 | 0 | 10 | 1 | 0 | 7 | 7 | 7 | - | 27 |
| 90 ZUSAMMEN-TOTAAL-TOTAL A | 6043 | 721 | 159 | 4397 | 759 | 6 | 8 | 380 | 345 | - | 6431 |

B I N N E N W A S S E R - B I N N E N W A T E R E N - V O I E N A V I G A B L E 2.4.04:2 (8A)
 GRENZUEBERSCHREITENDER VERKEHR NACH LAND UND STAATZUGEHÖRIGKEIT DES SCHIFFES NEDERLAND
 INTERNATIONAAL VERVOER NAAR LAND EN NATIONALITEIT VAN HET SCHIP 1985
 TRAFIC INTERNATIONAL PAR PAYS ET NATIONALITE DU BATEAU MIO TKM

| LAND - PAYS | STAATZUGEHÖRIGKEIT - NATIONALITEIT | | | | | | NATIONALITEIT | | | | INSG. TOTAAL |
|---|------------------------------------|--------|-------|-----------|------|--------|-----------------------|-----------------------------|---------|---|--------------|
| | ZUSAMMEN TOTAAL | EUR | | | | | STATE TRADING COUNTR. | SONSTIGE - OVERIGE - AUTRES | | | |
| | | DAR. D | F | WAARV. NL | B | DONT L | | ZUSAMMEN TOTAAL | DAR. CH | A | |
| B. VERSAND NACH: AFVOER NAAR: EXPEDITIONS VERS: | | | | | | | | | | | |
| 01 BR DEUTSCHLAND | 10679 | 109 | 1017 | 445 | 8 | 0 | - | 4 | 4 | - | 10683 |
| 02 FRANCE | 506 | 1 | 396 | 63 | 46 | 0 | - | 0 | 0 | - | 507 |
| 03 ITALIA | - | - | - | - | - | - | - | - | - | - | - |
| 04 NEDERLAND | - | - | - | - | - | - | - | - | - | - | - |
| 05 BELGIQUE/BELGIE | 2316 | 54 | 39 | 1507 | 716 | 0 | 3 | 141 | 127 | - | 2460 |
| 06 LUXEMBOURG | 34 | - | 34 | - | - | - | - | - | - | - | 34 |
| 07 UNITED KINGDOM | - | - | - | - | - | - | - | - | - | - | - |
| 08 IRELAND | - | - | - | - | - | - | - | - | - | - | - |
| 09 DANMARK | - | - | - | - | - | - | - | - | - | - | - |
| 10 HELLAS | - | - | - | - | - | - | - | - | - | - | - |
| 20 EUR | 13536 | 164 | 10587 | 2015 | 770 | 1 | 3 | 145 | 131 | - | 13684 |
| 36 SWITZERLAND | 414 | - | 414 | - | - | - | - | - | - | - | 414 |
| 38 AUSTRIA | - | - | - | - | - | - | - | - | - | - | - |
| 48 YUGOSLAVIA | - | - | - | - | - | - | - | - | - | - | - |
| 56 USSR | - | - | - | - | - | - | - | - | - | - | - |
| 58 GERMAN DR | 11 | 0 | 11 | 0 | - | - | - | - | - | - | 11 |
| 60 POLAND | - | - | - | - | - | - | - | - | - | - | - |
| 62 CZECHOSLOVAKIA | - | - | - | - | - | - | - | - | - | - | - |
| 64 HUNGARY | - | - | - | - | - | - | - | - | - | - | - |
| 66 RUMANIA | - | - | - | - | - | - | - | - | - | - | - |
| 68 BULGARIA | - | - | - | - | - | - | - | - | - | - | - |
| 71 TOTAL STATE TRADING | 11 | 0 | 11 | 0 | - | - | - | - | - | - | 11 |
| 76 OTHER EUROP. COUNTRIES | - | - | - | - | - | - | - | - | - | - | - |
| 82 USA | - | - | - | - | - | - | - | - | - | - | - |
| 85 OTHER COUNTRIES | - | - | - | - | - | - | - | - | - | - | - |
| 88 TOTAL THIRD COUNTRIES | 425 | 0 | 425 | 0 | - | - | - | - | - | - | 425 |
| 90 ZUSAMMEN-TOTAAL-TOTAL B | 13961 | 164 | 11012 | 2015 | 770 | 1 | 3 | 145 | 131 | - | 14109 |
| 95 INSG.-TOTAAL-TOTAL A+B | 20004 | 885 | 11171 | 6413 | 1529 | 6 | 11 | 525 | 476 | - | 20539 |

B I N N E N W A S S E R - B I N N E N W A T E R E N - V O I E N A V I G A B L E 2.4.05:1 (8A)
 GRENZUEBERSCHREITENDER VERKEHR NACH LAND UND STAATZUGEHORIGKEIT DES SCHIFFES BELGIQUE/BELGIE
 INTERNATIONAAL VERVOER NAAR LAND EN NATIONALITEIT VAN HET SCHIP 1985
 TRAFIC INTERNATIONAL PAR PAYS ET NATIONALITE DU BATEAU MID TKM

| LAND - PAYS | STAATZUGEHORIGKEIT - NATIONALITEIT | | | | | | NATIONALITE | | | | INSG. TOTAAL | |
|---|------------------------------------|--------|-----|-----------|-----|--------|-----------------------|-----------------|------------------|---|--------------|--------------|
| | ZUSAMMEN TOTAAL | EUR | | | | | STATE TRADING COUNTR. | ZUSAMMEN TOTAAL | OVERIGE - AUTRES | | | INSG. TOTAAL |
| | | DAR. D | F | WAARV. NL | B | DONT L | | | CH | A | | |
| A. EMPFANG AUS: AANVOER UIT: RECEPTIONS DE: | | | | | | | | | | | | |
| 01 BR DEUTSCHLAND | 261 | 32 | 3 | 149 | 76 | 0 | 0 | 5 | 5 | 0 | 267 | |
| 02 FRANCE | 282 | 3 | 152 | 14 | 114 | 0 | - | 2 | 2 | - | 284 | |
| 03 ITALIA | - | - | - | - | - | - | - | - | - | - | - | |
| 04 NEDERLAND | 1123 | 10 | 6 | 638 | 468 | 0 | 1 | 28 | 26 | - | 1152 | |
| 05 BELGIQUE/BELGIE | - | - | - | - | - | - | - | - | - | - | - | |
| 06 LUXEMBOURG | 1 | 0 | 1 | 0 | 0 | - | - | 0 | 0 | - | 1 | |
| 07 UNITED KINGDOM | 0 | - | - | 0 | 0 | - | - | - | - | - | 0 | |
| 08 IRELAND | - | - | - | - | - | - | - | - | - | - | - | |
| 09 DANMARK | 1 | - | - | 1 | 0 | - | - | - | - | - | 1 | |
| 10 HELLAS | - | - | - | - | - | - | - | - | - | - | - | |
| 20 EUR | 1669 | 45 | 162 | 802 | 659 | 1 | 2 | 35 | 34 | 0 | 1706 | |
| 36 SWITZERLAND | 1 | 0 | 0 | 1 | 0 | - | - | 2 | 2 | - | 3 | |
| 38 AUSTRIA | - | - | - | - | - | - | - | - | - | - | - | |
| 48 YUGOSLAVIA | - | - | - | - | - | - | - | - | - | - | - | |
| 56 USSR | - | - | - | - | - | - | - | - | - | - | - | |
| 58 GERMAN DR | 3 | 1 | 0 | 2 | 0 | - | 1 | 0 | 0 | - | 4 | |
| 60 POLAND | 0 | - | - | 0 | 0 | - | 1 | - | - | - | 1 | |
| 62 CZECHOSLOVAKIA | - | - | - | - | - | - | - | - | - | - | - | |
| 64 HUNGARY | - | - | - | - | - | - | - | - | - | - | - | |
| 66 RUMANIA | - | - | - | - | - | - | - | - | - | - | - | |
| 68 BULGARIA | - | - | - | - | - | - | - | - | - | - | - | |
| 71 TOTAL STATE TRADING | 3 | 1 | 0 | 2 | 0 | - | 3 | 0 | 0 | - | 6 | |
| 76 OTHER EUROP. COUNTRIES | 0 | - | - | 0 | 0 | - | - | - | - | - | 0 | |
| 82 USA | 1 | - | - | 0 | 1 | - | - | 0 | - | - | 2 | |
| 85 OTHER COUNTRIES | 0 | - | - | 0 | - | - | - | 0 | - | - | 0 | |
| 88 TOTAL THIRD COUNTRIES | 6 | 1 | 0 | 3 | 2 | - | 3 | 2 | 2 | - | 11 | |
| 90 ZUSAMMEN-TOTAAL-TOTAL A | 1674 | 46 | 162 | 805 | 661 | 1 | 5 | 38 | 36 | 0 | 1716 | |

B I N N E N W A S S E R - B I N N E N W A T E R E N - V O I E N A V I G A B L E 2.4.05:2 (8A)
 GRENZUEBERSCHREITENDER VERKEHR NACH LAND UND STAATZUGEHORIGKEIT DES SCHIFFES BELGIQUE/BELGIE
 INTERNATIONAAL VERVOER NAAR LAND EN NATIONALITEIT VAN HET SCHIP 1985
 TRAFIC INTERNATIONAL PAR PAYS ET NATIONALITE DU BATEAU MID TKM

| LAND - PAYS | STAATZUGEHORIGKEIT - NATIONALITEIT | | | | | | NATIONALITE | | | | INSG. TOTAAL | |
|---|------------------------------------|--------|-----|-----------|------|--------|-----------------------|-----------------|------------------|---|--------------|--------------|
| | ZUSAMMEN TOTAAL | EUR | | | | | STATE TRADING COUNTR. | ZUSAMMEN TOTAAL | OVERIGE - AUTRES | | | INSG. TOTAAL |
| | | DAR. D | F | WAARV. NL | B | DONT L | | | CH | A | | |
| B. VERSAND NACH: AFVOER NAAR: EXPEDITIONS VERS: | | | | | | | | | | | | |
| 01 BR DEUTSCHLAND | 196 | 36 | 4 | 101 | 54 | 1 | 1 | 7 | 7 | 0 | 204 | |
| 02 FRANCE | 414 | 2 | 93 | 10 | 309 | 0 | - | 1 | 1 | - | 415 | |
| 03 ITALIA | - | - | - | - | - | - | - | - | - | - | - | |
| 04 NEDERLAND | 489 | 6 | 2 | 241 | 239 | 1 | 0 | 10 | 9 | - | 499 | |
| 05 BELGIQUE/BELGIE | - | - | - | - | - | - | - | - | - | - | - | |
| 06 LUXEMBOURG | 1 | 0 | - | 1 | - | - | - | 0 | 0 | - | 1 | |
| 07 UNITED KINGDOM | 0 | - | - | - | 0 | - | - | - | - | - | 0 | |
| 08 IRELAND | 0 | - | 0 | - | 0 | - | - | - | - | - | 0 | |
| 09 DANMARK | 1 | 0 | - | 0 | 0 | - | - | 0 | - | - | 1 | |
| 10 HELLAS | - | - | - | - | - | - | - | - | - | - | - | |
| 20 EUR | 1101 | 44 | 99 | 353 | 603 | 2 | 1 | 18 | 17 | 0 | 1120 | |
| 36 SWITZERLAND | 16 | 1 | 1 | 10 | 4 | 0 | - | 7 | 7 | - | 23 | |
| 38 AUSTRIA | - | - | - | - | - | - | - | - | - | - | - | |
| 48 YUGOSLAVIA | - | - | - | - | - | - | - | - | - | - | - | |
| 56 USSR | - | - | - | - | - | - | - | - | - | - | - | |
| 58 GERMAN DR | 1 | 0 | - | 0 | 0 | - | 0 | - | - | - | 1 | |
| 60 POLAND | - | - | - | - | - | - | 1 | - | - | - | 1 | |
| 62 CZECHOSLOVAKIA | - | - | - | - | - | - | - | - | - | - | - | |
| 64 HUNGARY | - | - | - | - | - | - | - | - | - | - | - | |
| 66 RUMANIA | - | - | - | - | - | - | - | - | - | - | - | |
| 68 BULGARIA | - | - | - | - | - | - | - | - | - | - | - | |
| 71 TOTAL STATE TRADING | 1 | 0 | - | 0 | 0 | - | 1 | - | - | - | 2 | |
| 76 OTHER EUROP. COUNTRIES | 0 | - | - | 0 | 0 | - | - | 0 | 0 | - | 0 | |
| 82 USA | 0 | - | - | - | 0 | - | - | - | - | - | 0 | |
| 85 OTHER COUNTRIES | - | - | - | - | - | - | - | 0 | - | - | 0 | |
| 88 TOTAL THIRD COUNTRIES | 17 | 1 | 1 | 10 | 4 | 0 | 1 | 7 | 7 | - | 25 | |
| 90 ZUSAMMEN-TOTAAL-TOTAL B | 1117 | 45 | 100 | 363 | 607 | 2 | 2 | 25 | 24 | 0 | 1145 | |
| 95 INSG.-TOTAAL-TOTAL A+B | 2791 | 91 | 262 | 1168 | 1268 | 2 | 6 | 63 | 60 | 0 | 2861 | |

B I N N E N W A S S E R - B I N N E N W A T E R E N - V O I E N A V I G A B L E
 GRENZUEBERSCHREITENDER VERKEHR NACH LAND UND STAATZUGEHÖRIGKEIT DES SCHIFFES
 INTERNATIONAAL VERVOER NAAR LAND EN NATIONALITEIT VAN HET SCHIP
 TRAFIC INTERNATIONAL PAR PAYS ET NATIONALITE DU BATEAU

2.4.06:1 (8A)
 LUXEMBOURG
 1985
 MIO TKM

| LAND - PAYS | STAATZUGEHÖRIGKEIT - NATIONALITEIT | | | | | | STATE TRADING COUNTR. | NATIONALITE | | | | |
|---|------------------------------------|-----------|--------|--------------|--------|-----------|-----------------------------|-----------------------------|------------|--------|-----------|-----------------|
| | EUR | | | | | | | SONSTIGE - OVERIGE - AUTRES | | | | |
| | ZUSAMMEN! TOTAAL | DAR. D | - F | WAARV. NL | - B | DONT L | | ZUSAMMEN! TOTAAL | DAR. CH | - A | DONT A | INSG. TOTAAL |
| A. EMPFANG AUS: AANVOER UIT: RECEPTIONS DE: | | | | | | | | | | | | |
| 01 BR DEUTSCHLAND | 2 | 1 | 0 | 0 | 0 | 0 | - | 0 | 0 | - | - | 2 |
| 02 FRANCE | 2 | 1 | 0 | 0 | 0 | 0 | - | 0 | 0 | - | - | 2 |
| 03 ITALIA | - | - | - | - | - | - | - | - | - | - | - | - |
| 04 NEDERLAND | 1 | 0 | 0 | 1 | 0 | 0 | - | 0 | 0 | - | - | 1 |
| 05 BELGIE/BELGIE | 0 | 0 | 0 | 0 | 0 | 0 | - | 0 | 0 | - | - | 0 |
| 06 LUXEMBOURG | - | - | - | - | - | - | - | - | - | - | - | - |
| 07 UNITED KINGDOM | - | - | - | - | - | - | - | - | - | - | - | - |
| 08 IRELAND | - | - | - | - | - | - | - | - | - | - | - | - |
| 09 DANMARK | - | - | - | - | - | - | - | - | - | - | - | - |
| 10 HELLAS | - | - | - | - | - | - | - | - | - | - | - | - |
| 20 EUR | 5 | 2 | 0 | 2 | 0 | 0 | - | 0 | 0 | - | - | 5 |
| 36 SWITZERLAND | - | - | - | - | - | - | - | - | - | - | - | - |
| 38 AUSTRIA | - | - | - | - | - | - | - | - | - | - | - | - |
| 48 YUGOSLAVIA | - | - | - | - | - | - | - | - | - | - | - | - |
| 56 USSR | - | - | - | - | - | - | - | - | - | - | - | - |
| 58 GERMAN DR | 0 | 0 | 0 | 0 | - | - | - | - | - | - | - | 0 |
| 60 POLAND | - | - | - | - | - | - | - | - | - | - | - | - |
| 62 CZECHOSLOVAKIA | - | - | - | - | - | - | - | - | - | - | - | - |
| 64 HUNGARY | - | - | - | - | - | - | - | - | - | - | - | - |
| 66 RUMANIA | - | - | - | - | - | - | - | - | - | - | - | - |
| 68 BULGARIA | - | - | - | - | - | - | - | - | - | - | - | - |
| 71 TOTAL STATE TRADING | 0 | 0 | - | 0 | - | - | - | - | - | - | - | 0 |
| 76 OTHER EUROP. COUNTRIES | - | - | - | - | - | - | - | - | - | - | - | - |
| 82 USA | - | - | - | - | - | - | - | - | - | - | - | - |
| 85 OTHER COUNTRIES | - | - | - | - | - | - | 0 | - | - | - | - | 0 |
| 88 TOTAL THIRD COUNTRIES | 0 | 0 | - | 0 | - | - | 0 | - | - | - | - | 0 |
| 90 ZUSAMMEN-TOTAAL-TOTAL A | 5 | 2 | 0 | 2 | 0 | 0 | 0 | 0 | 0 | - | - | 6 |

B I N N E N W A S S E R - B I N N E N W A T E R E N - V O I E N A V I G A B L E
 GRENZUEBERSCHREITENDER VERKEHR NACH LAND UND STAATZUGEHÖRIGKEIT DES SCHIFFES
 INTERNATIONAAL VERVOER NAAR LAND EN NATIONALITEIT VAN HET SCHIP
 TRAFIC INTERNATIONAL PAR PAYS ET NATIONALITE DU BATEAU

2.4.06:2 (8A)
 LUXEMBOURG
 1985
 MIO TKM

| LAND - PAYS | STAATZUGEHÖRIGKEIT - NATIONALITEIT | | | | | | STATE TRADING COUNTR. | NATIONALITE | | | | |
|---|------------------------------------|-----------|--------|--------------|--------|-----------|-----------------------------|-----------------------------|------------|--------|-----------|-----------------|
| | EUR | | | | | | | SONSTIGE - OVERIGE - AUTRES | | | | |
| | ZUSAMMEN! TOTAAL | DAR. D | - F | WAARV. NL | - B | DONT L | | ZUSAMMEN! TOTAAL | DAR. CH | - A | DONT A | INSG. TOTAAL |
| B. VERSAND NACH: AFVOER NAAR: EXPEDITIONS VERS: | | | | | | | | | | | | |
| 01 BR DEUTSCHLAND | 1 | 1 | 0 | 0 | 0 | 0 | 0 | 0 | 0 | - | - | 2 |
| 02 FRANCE | 0 | 0 | 0 | 0 | 0 | 0 | - | 0 | 0 | - | - | 0 |
| 03 ITALIA | - | - | - | - | - | - | - | - | - | - | - | - |
| 04 NEDERLAND | 0 | 0 | 0 | 0 | 0 | 0 | - | 0 | 0 | - | - | 0 |
| 05 BELGIE/BELGIE | 0 | 0 | 0 | 0 | 0 | 0 | - | 0 | 0 | - | - | 0 |
| 06 LUXEMBOURG | - | - | - | - | - | - | - | - | - | - | - | - |
| 07 UNITED KINGDOM | - | - | - | - | - | - | - | - | - | - | - | - |
| 08 IRELAND | - | - | - | - | - | - | - | - | - | - | - | - |
| 09 DANMARK | - | - | - | - | - | - | - | - | - | - | - | - |
| 10 HELLAS | - | - | - | - | - | - | - | - | - | - | - | - |
| 20 EUR | 2 | 1 | 0 | 1 | 0 | 0 | 0 | 0 | 0 | - | - | 2 |
| 36 SWITZERLAND | - | - | - | - | - | - | - | - | - | - | - | - |
| 38 AUSTRIA | - | - | - | - | - | - | - | - | - | - | - | - |
| 48 YUGOSLAVIA | - | - | - | - | - | - | - | - | - | - | - | - |
| 56 USSR | - | - | - | - | - | - | - | - | - | - | - | - |
| 58 GERMAN DR | - | - | - | - | - | - | - | - | - | - | - | - |
| 60 POLAND | - | - | - | - | - | - | - | - | - | - | - | - |
| 62 CZECHOSLOVAKIA | - | - | - | - | - | - | - | - | - | - | - | - |
| 64 HUNGARY | - | - | - | - | - | - | - | - | - | - | - | - |
| 66 RUMANIA | - | - | - | - | - | - | - | - | - | - | - | - |
| 68 BULGARIA | - | - | - | - | - | - | - | - | - | - | - | - |
| 71 TOTAL STATE TRADING | - | - | - | - | - | - | - | - | - | - | - | - |
| 76 OTHER EUROP. COUNTRIES | - | - | - | - | - | - | - | - | - | - | - | - |
| 82 USA | - | - | - | - | - | - | - | - | - | - | - | - |
| 85 OTHER COUNTRIES | - | - | - | - | - | - | - | - | - | - | - | - |
| 88 TOTAL THIRD COUNTRIES | - | - | - | - | - | - | - | - | - | - | - | - |
| 90 ZUSAMMEN-TOTAAL-TOTAL B | 2 | 1 | 0 | 1 | 0 | 0 | 0 | 0 | 0 | - | - | 2 |
| 95 INSG.-TOTAAL-TOTAL A+B | 7 | 4 | 1 | 2 | 0 | 0 | 0 | 1 | 1 | - | - | 8 |

BINNENWASSER - BINNENWATEREN - VOIE NAVIGABLE 2.4.07:1 (8A)
 GRENZUEBERSCHREITENDER VERKEHR NACH LAND UND STAATZUGEHORIGKEIT DES SCHIFFES EUR
 INTERNATIONAAL VERVOER NAAR LAND EN NATIONALITEIT VAN HET SCHIP 1985
 TRAFIC INTERNATIONAL PAR PAYS ET NATIONALITE DU BATEAU MIO TKM

| LAND - PAYS | STAATZUGEHORIGKEIT | | | | | | NATIONALITEIT | | NATIONALITE | | | INSG. TOTAAL |
|---|---------------------|-----------|--------|--------------|--------|-----------|-----------------------------|--------------------|--------------------|--------|--------|--------------|
| | ZUSAMMEN- TOTAAL | EUR | | | | | STATE TRADING COUNTR. | SONSTIGE TOTAAL | - OVERIGE -AUTRES! | | TOTAAL | |
| | | DAR. D | - F | WAARV. NL | - B | DONT L | | | DAR. CH | - A | | |
| A. EMPFANG AUS: AANVOER UIT: RECEPTIONS DE: | | | | | | | | | | | | |
| 01 BR DEUTSCHLAND | 4010 | 785 | 149 | 2817 | 256 | 4 | 1 | 240 | 229 | 0 | 4251 | |
| 02 FRANCE | 3052 | 1629 | 351 | 672 | 378 | 20 | 3 | 176 | 176 | - | 3232 | |
| 03 ITALIA | - | - | - | - | - | - | - | - | - | - | - | |
| 04 NEDERLAND | 14201 | 5851 | 294 | 6866 | 1186 | 4 | 21 | 1259 | 1240 | - | 15482 | |
| 05 BELGIQUE/BELGIE | 4661 | 662 | 257 | 2574 | 1164 | 2 | 5 | 274 | 249 | - | 4939 | |
| 06 LUXEMBOURG | 232 | 149 | 51 | 22 | 1 | 10 | 0 | 5 | 5 | - | 237 | |
| 07 UNITED KINGDOM | 33 | 24 | - | 0 | 1 | - | 0 | 1 | 0 | - | 34 | |
| 08 IRELAND | 1 | 1 | - | 0 | - | - | - | - | - | - | 1 | |
| 09 DANMARK | 40 | 25 | 0 | 15 | 0 | - | 0 | 1 | - | - | 41 | |
| 10 HELLAS | - | - | - | - | - | - | - | - | - | - | - | |
| 20 EUR | 26230 | 9125 | 1102 | 12967 | 2986 | 40 | 31 | 1956 | 1899 | 0 | 28217 | |
| 36 SWITZERLAND | 57 | 22 | 0 | 26 | 8 | - | 0 | 50 | 50 | - | 108 | |
| 38 AUSTRIA | 9 | 9 | - | - | - | - | 5 | 42 | - | 42 | 56 | |
| 48 YUGOSLAVIA | 9 | 9 | - | - | - | - | 47 | 1 | - | 1 | 57 | |
| 56 USSR | 0 | 0 | - | - | - | - | 8 | - | - | - | 8 | |
| 58 GERMAN DR | 219 | 206 | 0 | 12 | 1 | - | 183 | 0 | 0 | - | 402 | |
| 60 POLAND | 30 | 28 | - | 2 | 0 | - | 58 | 1 | 0 | - | 89 | |
| 62 CZECHOSLOVAKIA | 0 | 0 | - | - | - | - | 56 | - | - | - | 56 | |
| 64 HUNGARY | 1 | 1 | - | - | - | - | 33 | - | - | - | 34 | |
| 66 RUMANIA | 2 | 2 | - | - | - | - | 22 | 1 | - | 1 | 25 | |
| 68 BULGARIA | 2 | 2 | - | - | - | - | 5 | - | - | - | 7 | |
| 71 TOTAL STATE TRADING | 263 | 248 | 0 | 13 | 1 | - | 412 | 3 | 0 | 2 | 678 | |
| 76 OTHER EUROP. COUNTRIES | 51 | 46 | 0 | 5 | - | - | - | 16 | - | - | 67 | |
| 82 USA | 1 | - | - | 0 | 1 | - | 4 | 0 | - | - | 2 | |
| 85 OTHER COUNTRIES | 0 | 0 | - | 0 | - | - | 4 | 0 | - | - | 4 | |
| 88 TOTAL THIRD COUNTRIES | 382 | 326 | 0 | 45 | 11 | 0 | 422 | 111 | 50 | 43 | 914 | |
| 90 ZUSAMMEN-TOTAAL-TOTAL A | 26612 | 9451 | 1103 | 13012 | 2997 | 40 | 453 | 2067 | 1949 | 43 | 29131 | |

BINNENWASSER - BINNENWATEREN - VOIE NAVIGABLE 2.4.07:2 (8A)
 GRENZUEBERSCHREITENDER VERKEHR NACH LAND UND STAATZUGEHORIGKEIT DES SCHIFFES EUR
 INTERNATIONAAL VERVOER NAAR LAND EN NATIONALITEIT VAN HET SCHIP 1985
 TRAFIC INTERNATIONAL PAR PAYS ET NATIONALITE DU BATEAU MIO TKM

| LAND - PAYS | STAATZUGEHORIGKEIT | | | | | | NATIONALITEIT | | NATIONALITE | | | INSG. TOTAAL |
|---|---------------------|-----------|--------|--------------|--------|-----------|-----------------------------|--------------------|--------------------|--------|--------|--------------|
| | ZUSAMMEN- TOTAAL | EUR | | | | | STATE TRADING COUNTR. | SONSTIGE TOTAAL | - OVERIGE -AUTRES! | | TOTAAL | |
| | | DAR. D | - F | WAARV. NL | - B | DONT L | | | DAR. CH | - A | | |
| B. VERSAND NACH: AFVOER NAAR: EXPEDITIONS VERS: | | | | | | | | | | | | |
| 01 BR DEUTSCHLAND | 11357 | 414 | 10196 | 633 | 110 | 4 | 1 | 59 | 58 | 0 | 11416 | |
| 02 FRANCE | 1981 | 555 | 619 | 309 | 474 | 24 | 1 | 31 | 30 | - | 2012 | |
| 03 ITALIA | - | - | - | - | - | - | - | - | - | - | - | |
| 04 NEDERLAND | 4988 | 1303 | 254 | 2853 | 572 | 5 | 1 | 559 | 549 | - | 5548 | |
| 05 BELGIQUE/BELGIE | 4583 | 446 | 348 | 2640 | 1147 | 2 | 3 | 239 | 225 | - | 4825 | |
| 06 LUXEMBOURG | 231 | 141 | 41 | 33 | 12 | 4 | - | 4 | 4 | - | 235 | |
| 07 UNITED KINGDOM | 86 | 62 | - | 9 | 0 | - | - | 7 | 0 | - | 92 | |
| 08 IRELAND | 4 | 4 | 0 | 0 | 0 | - | - | - | 0 | - | 4 | |
| 09 DANMARK | 35 | 32 | - | 3 | 0 | - | - | 1 | - | - | 36 | |
| 10 HELLAS | - | - | - | - | - | - | - | - | - | - | - | |
| 20 EUR | 23265 | 2957 | 11458 | 6480 | 2315 | 39 | 5 | 900 | 867 | 0 | 24170 | |
| 36 SWITZERLAND | 845 | 316 | 430 | 70 | 28 | 1 | - | 236 | 236 | - | 1081 | |
| 38 AUSTRIA | 33 | 33 | - | - | 0 | - | 7 | 142 | - | 142 | 182 | |
| 48 YUGOSLAVIA | 1 | 1 | - | - | - | - | 11 | 1 | - | - | 13 | |
| 56 USSR | 3 | 3 | - | - | - | - | 9 | - | - | - | 13 | |
| 58 GERMAN DR | 25 | 14 | 11 | 1 | 0 | - | 181 | 0 | - | 0 | 206 | |
| 60 POLAND | 1 | 1 | - | - | - | - | 23 | - | - | - | 25 | |
| 62 CZECHOSLOVAKIA | 0 | 0 | - | - | - | - | 77 | - | - | - | 77 | |
| 64 HUNGARY | 0 | 0 | - | - | - | - | 2 | - | - | - | 2 | |
| 66 RUMANIA | 0 | 0 | - | - | - | - | 3 | - | - | - | 3 | |
| 68 BULGARIA | 1 | 1 | - | - | 0 | - | 3 | - | - | - | 4 | |
| 71 TOTAL STATE TRADING | 33 | 21 | 11 | 1 | 0 | - | 310 | 1 | - | 1 | 344 | |
| 76 OTHER EUROP. COUNTRIES | 72 | 68 | - | 4 | 0 | - | - | 18 | 0 | - | 91 | |
| 82 USA | 0 | - | - | - | 0 | - | - | - | - | - | 0 | |
| 85 OTHER COUNTRIES | - | - | - | - | - | - | - | 0 | - | - | 0 | |
| 88 TOTAL THIRD COUNTRIES | 983 | 437 | 441 | 74 | 29 | 1 | 317 | 398 | 236 | 143 | 1697 | |
| 90 ZUSAMMEN-TOTAAL-TOTAL B | 24248 | 3394 | 11899 | 6555 | 2344 | 39 | 322 | 1297 | 1104 | 143 | 25867 | |
| 95 INSG.-TOTAAL-TOTAL A+B | 50859 | 12845 | 13002 | 19567 | 5341 | 80 | 775 | 3364 | 3053 | 186 | 54998 | |

B I N N E N W A S S E R - B I N N E N W A T E R E N - V O I E N A V I G A B L E

2.5.1:1 (5A2)

GRENZUEBERSCHREITENDER VERKEHR NACH RELATION UND KAPITEL NST/R

EUR

INTERNATIONAAL VERVOER NAAR RELATIE EN HOOFDSTUK NST/R

1985

TRAFIC INTERNATIONAL PAR RELATION ET CHAPITRE NST/R

1000 T

| BELADELAND LAND VAN LADING PAYS DE CHARGEMENT | ENTLADELAND | | | | LAND VAN LOSSING | | | | PAYS DE DECHARGEMENT | | | | |
|---|---------------|-------|-------|--------|------------------|-------|--------|---------|----------------------|---------|--------|------------------------|--------------|
| | D (a) | F (a) | I (a) | NL (a) | B (a) | L (a) | UK (a) | IRL (a) | DK (a) | NEL (a) | EUR | THIRD COUNTR. TOT. (b) | INSG. TOTAAL |
| | KAPITEL NST/R | | | | HOOFDSTUK NST/R | | | | CHAPITRE NST/R | | | | TOTAL |
| 0-9 | | | | | | | | | | | | | |
| 01 BR DEUTSCHLAND | - | 3095 | - | 2555 | 10125 | 414 | - | - | - | - | 39188 | 7701 | 46890 |
| 02 FRANCE | 8994 | - | - | 3863 | 3184 | 233 | - | - | - | - | 16273 | 1271 | 17544 |
| 03 ITALIA | - | - | - | - | - | - | - | - | - | - | - | - | - |
| 04 NEDERLAND | 74100 | 3681 | - | - | 25686 | 292 | - | - | - | - | 103758 | 2991 | 106750 |
| 05 BELGIQUE/BELGIE | 8805 | 3449 | - | 14562 | - | 29 | - | - | - | - | 26845 | 1551 | 28396 |
| 06 LUXEMBOURG | 628 | 6 | - | 85 | 45 | - | - | - | - | - | 764 | - | 764 |
| 07 UNITED KINGDOM | 325 | - | - | - | 4 | - | - | - | - | - | 330 | - | 330 |
| 08 IRELAND | 6 | - | - | - | - | - | - | - | - | - | 6 | - | 6 |
| 09 DANMARK | 151 | - | - | - | 30 | - | - | - | - | - | 181 | - | 181 |
| 10 HELLAS | - | - | - | - | - | - | - | - | - | - | - | - | - |
| 20 EUR | 93008 | 10230 | - | 44064 | 39075 | 968 | - | - | - | - | 187344 | 13515 | 200859 |
| 88 TOTAL THIRD COUNTRIES | 5936 | 102 | - | 197 | 266 | 6 | - | - | - | - | 6507 | - | - |
| 90 INSGESAMT-TOTAAL-TOTAL | 98944 | 10332 | - | 44261 | 39340 | 974 | - | - | - | - | 193851 | - | - |
| 0 | | | | | | | | | | | | | |
| 01 BR DEUTSCHLAND | - | 48 | - | 373 | 480 | 2 | - | - | - | - | 903 | 112 | 1015 |
| 02 FRANCE | 1632 | - | - | 1746 | 1703 | - | - | - | - | - | 5081 | 75 | 5156 |
| 03 ITALIA | - | - | - | - | - | - | - | - | - | - | - | - | - |
| 04 NEDERLAND | 960 | 178 | - | - | 452 | - | - | - | - | - | 1589 | 271 | 1860 |
| 05 BELGIQUE/BELGIE | 731 | 225 | - | 1238 | - | - | - | - | - | - | 2195 | 60 | 2255 |
| 06 LUXEMBOURG | 13 | - | - | - | 2 | - | - | - | - | - | 15 | - | 15 |
| 07 UNITED KINGDOM | 18 | - | - | - | - | - | - | - | - | - | 18 | - | 18 |
| 08 IRELAND | - | - | - | - | - | - | - | - | - | - | - | - | - |
| 09 DANMARK | 90 | - | - | - | 22 | - | - | - | - | - | 112 | - | 112 |
| 10 HELLAS | - | - | - | - | - | - | - | - | - | - | - | - | - |
| 20 EUR | 3444 | 450 | - | 3357 | 2659 | 2 | - | - | - | - | 9912 | 518 | 10431 |
| 88 TOTAL THIRD COUNTRIES | 441 | 0 | - | 2 | 6 | - | - | - | - | - | 448 | - | - |
| 90 INSGESAMT-TOTAAL-TOTAL | 3885 | 451 | - | 3359 | 2664 | 2 | - | - | - | - | 10361 | - | - |
| 1 | | | | | | | | | | | | | |
| 01 BR DEUTSCHLAND | - | 31 | - | 1180 | 389 | 1 | - | - | - | - | 1601 | 683 | 2284 |
| 02 FRANCE | 468 | - | - | 486 | 465 | - | - | - | - | - | 1419 | 9 | 1428 |
| 03 ITALIA | - | - | - | - | - | - | - | - | - | - | - | - | - |
| 04 NEDERLAND | 6366 | 200 | - | - | 1954 | 16 | - | - | - | - | 8536 | 235 | 8770 |
| 05 BELGIQUE/BELGIE | 291 | 223 | - | 648 | - | - | - | - | - | - | 1161 | 17 | 1179 |
| 06 LUXEMBOURG | 1 | - | - | - | - | - | - | - | - | - | 1 | - | 1 |
| 07 UNITED KINGDOM | 70 | - | - | - | - | - | - | - | - | - | 70 | - | 70 |
| 08 IRELAND | - | - | - | - | - | - | - | - | - | - | - | - | - |
| 09 DANMARK | 21 | - | - | - | 6 | - | - | - | - | - | 26 | - | 26 |
| 10 HELLAS | - | - | - | - | - | - | - | - | - | - | - | - | - |
| 20 EUR | 7215 | 454 | - | 2314 | 2814 | 16 | - | - | - | - | 12813 | 944 | 13757 |
| 88 TOTAL THIRD COUNTRIES | 95 | - | - | 14 | 5 | - | - | - | - | - | 114 | - | - |
| 90 INSGESAMT-TOTAAL-TOTAL | 7310 | 454 | - | 2328 | 2819 | 16 | - | - | - | - | 12927 | - | - |
| 2 | | | | | | | | | | | | | |
| 01 BR DEUTSCHLAND | - | 1450 | - | 2537 | 702 | 271 | - | - | - | - | 4960 | 819 | 5780 |
| 02 FRANCE | 67 | - | - | 7 | 10 | - | - | - | - | - | 84 | 4 | 88 |
| 03 ITALIA | - | - | - | - | - | - | - | - | - | - | - | - | - |
| 04 NEDERLAND | 3489 | 510 | - | - | 737 | 127 | - | - | - | - | 4864 | 172 | 5036 |
| 05 BELGIQUE/BELGIE | 765 | 181 | - | 260 | - | 2 | - | - | - | - | 1209 | 51 | 1260 |
| 06 LUXEMBOURG | 10 | 2 | - | 1 | 1 | - | - | - | - | - | 13 | - | 13 |
| 07 UNITED KINGDOM | 35 | - | - | - | 1 | - | - | - | - | - | 36 | - | 36 |
| 08 IRELAND | - | - | - | - | - | - | - | - | - | - | - | - | - |
| 09 DANMARK | - | - | - | - | - | - | - | - | - | - | - | - | - |
| 10 HELLAS | - | - | - | - | - | - | - | - | - | - | - | - | - |
| 20 EUR | 4366 | 2143 | - | 2805 | 1450 | 400 | - | - | - | - | 11165 | 1047 | 12212 |
| 88 TOTAL THIRD COUNTRIES | 757 | - | - | 9 | 31 | - | - | - | - | - | 797 | - | - |
| 90 INSGESAMT-TOTAAL-TOTAL | 5123 | 2143 | - | 2815 | 1481 | 400 | - | - | - | - | 11962 | - | - |
| 3 | | | | | | | | | | | | | |
| 01 BR DEUTSCHLAND | - | 377 | - | 546 | 404 | 4 | - | - | - | - | 1331 | 1123 | 2455 |
| 02 FRANCE | 916 | - | - | 22 | 52 | 1 | - | - | - | - | 990 | 462 | 1452 |
| 03 ITALIA | - | - | - | - | - | - | - | - | - | - | - | - | - |
| 04 NEDERLAND | 17674 | 382 | - | - | 6810 | 72 | - | - | - | - | 24938 | 1381 | 26319 |
| 05 BELGIQUE/BELGIE | 2875 | 181 | - | 1607 | - | 4 | - | - | - | - | 4667 | 845 | 5512 |
| 06 LUXEMBOURG | 0 | - | - | - | - | - | - | - | - | - | 0 | - | 0 |
| 07 UNITED KINGDOM | 12 | - | - | - | 4 | - | - | - | - | - | 15 | - | 15 |
| 08 IRELAND | - | - | - | - | - | - | - | - | - | - | - | - | - |
| 09 DANMARK | - | - | - | - | - | - | - | - | - | - | - | - | - |
| 10 HELLAS | - | - | - | - | - | - | - | - | - | - | - | - | - |
| 20 EUR | 21476 | 941 | - | 2176 | 7269 | 80 | - | - | - | - | 31941 | 3811 | 35753 |
| 88 TOTAL THIRD COUNTRIES | 391 | 2 | - | 5 | - | - | - | - | - | - | 398 | - | - |
| 90 INSGESAMT-TOTAAL-TOTAL | 21867 | 942 | - | 2181 | 7269 | 80 | - | - | - | - | 32339 | - | - |
| 4 | | | | | | | | | | | | | |
| 01 BR DEUTSCHLAND | - | 415 | - | 358 | 172 | 50 | - | - | - | - | 995 | 1069 | 2063 |
| 02 FRANCE | 18 | - | - | 17 | 7 | - | - | - | - | - | 42 | - | 42 |
| 03 ITALIA | - | - | - | - | - | - | - | - | - | - | - | - | - |
| 04 NEDERLAND | 35022 | 1207 | - | - | 1817 | 43 | - | - | - | - | 38089 | 91 | 38179 |
| 05 BELGIQUE/BELGIE | 540 | 615 | - | 216 | - | - | - | - | - | - | 1371 | 23 | 1394 |
| 06 LUXEMBOURG | 1 | - | - | - | - | - | - | - | - | - | 1 | - | 1 |
| 07 UNITED KINGDOM | 63 | - | - | - | - | - | - | - | - | - | 63 | - | 63 |
| 08 IRELAND | - | - | - | - | - | - | - | - | - | - | - | - | - |
| 09 DANMARK | 7 | - | - | - | - | - | - | - | - | - | 7 | - | 7 |
| 10 HELLAS | - | - | - | - | - | - | - | - | - | - | - | - | - |
| 20 EUR | 35651 | 2236 | - | 592 | 1996 | 94 | - | - | - | - | 40568 | 1182 | 41750 |
| 88 TOTAL THIRD COUNTRIES | 133 | 2 | - | 4 | 16 | - | - | - | - | - | 155 | - | - |
| 90 INSGESAMT-TOTAAL-TOTAL | 35784 | 2238 | - | 596 | 2012 | 94 | - | - | - | - | 40723 | - | - |

B I N N E N W A S S E R - B I N N E N W A T E R E N - V O I E N A V I G A B L E

2.5.1*2 (5AZ)

GRENZUEBERSCHREITENDER VERKEHR NACH RELATION UND KAPITEL NST/R

EUR

INTERNATIONAAL VERVOER NAAR RELATIE EN HOOFDSTUK NST/R

1985

TRAFIC INTERNATIONAL PAR RELATION ET CHAPITRE NST/R

1000 T

| BELADELAND LAND VAN LADING PAYS DE CHARGEMENT | ENTLADELAND | | | | LAND VAN LOSSING | | | | PAYS DE DECHARGEMENT | | | THIRD | INSG. |
|---|---------------|-------|-------|--------|------------------|-------|--------|---------|----------------------|---------|-------|----------|--------|
| | D (a) | F (a) | I (a) | NL (a) | B (a) | L (a) | UK (a) | IRL (a) | DK (a) | HEL (a) | EUR | COUSTR. | TOTAAL |
| | KAPITEL NST/R | | | | HOOFDSTUK NST/R | | | | CHAPITRE NST/R | | | TOT. (b) | TOTAL |
| | 5 | | | | | | | | | | | | |
| 01 BR DEUTSCHLAND | - | 175 | - | 1631 | 3390 | 13 | - | - | - | - | 5209 | 840 | 6050 |
| 02 FRANCE | 243 | - | - | 83 | 563 | - | - | - | - | - | 889 | 1 | 890 |
| 03 ITALIA | - | - | - | - | - | - | - | - | - | - | - | - | - |
| 04 NEDERLAND | 2029 | 246 | - | - | 738 | 2 | - | - | - | - | 3015 | 308 | 3322 |
| 05 BELGIE/BELGIE | 1188 | 359 | - | 466 | - | 6 | - | - | - | - | 2019 | 369 | 2388 |
| 06 LUXEMBOURG | 21 | 4 | - | 78 | 39 | - | - | - | - | - | 141 | - | 141 |
| 07 UNITED KINGDOM | 27 | - | - | - | - | - | - | - | - | - | 27 | - | 27 |
| 08 IRELAND | - | - | - | - | - | - | - | - | - | - | - | - | - |
| 09 DANMARK | 26 | - | - | - | 3 | - | - | - | - | - | 29 | - | 29 |
| 10 HELLAS | - | - | - | - | - | - | - | - | - | - | - | - | - |
| 20 EUR | 3533 | 784 | - | 2258 | 4733 | 21 | - | - | - | - | 11329 | 1518 | 12847 |
| 88 TOTAL THIRD COUNTRIES | 1498 | 3 | - | 47 | 89 | 1 | - | - | - | - | 1638 | - | - |
| 90 INSGESAMT-TOTAAL-TOTAL | 5031 | 787 | - | 2305 | 4821 | 22 | - | - | - | - | 12966 | - | - |
| | 6 | | | | | | | | | | | | |
| 01 BR DEUTSCHLAND | - | 356 | - | 14418 | 1526 | 73 | - | - | - | - | 16374 | 2619 | 18992 |
| 02 FRANCE | 5613 | - | - | 1301 | 94 | 230 | - | - | - | - | 7238 | 719 | 7957 |
| 03 ITALIA | - | - | - | - | - | - | - | - | - | - | - | - | - |
| 04 NEDERLAND | 3124 | 158 | - | - | 9752 | 26 | - | - | - | - | 13059 | 122 | 13181 |
| 05 BELGIE/BELGIE | 705 | 810 | - | 6626 | - | 15 | - | - | - | - | 8156 | 70 | 8226 |
| 06 LUXEMBOURG | 534 | - | - | 3 | 0 | - | - | - | - | - | 538 | - | 538 |
| 07 UNITED KINGDOM | 78 | - | - | - | - | - | - | - | - | - | 78 | - | 78 |
| 08 IRELAND | 6 | - | - | - | - | - | - | - | - | - | 6 | - | 6 |
| 09 DANMARK | 3 | - | - | - | - | - | - | - | - | - | 3 | - | 3 |
| 10 HELLAS | - | - | - | - | - | - | - | - | - | - | - | - | - |
| 20 EUR | 10062 | 1325 | - | 22348 | 11373 | 346 | - | - | - | - | 45452 | 3529 | 48982 |
| 88 TOTAL THIRD COUNTRIES | 2098 | 94 | - | 42 | 35 | 5 | - | - | - | - | 2274 | - | - |
| 90 INSGESAMT-TOTAAL-TOTAL | 12160 | 1419 | - | 22391 | 11408 | 350 | - | - | - | - | 47727 | - | - |
| | 7 | | | | | | | | | | | | |
| 01 BR DEUTSCHLAND | - | 51 | - | 459 | 1318 | 1 | - | - | - | - | 1827 | 231 | 2059 |
| 02 FRANCE | 22 | - | - | 103 | 176 | 2 | - | - | - | - | 303 | - | 303 |
| 03 ITALIA | - | - | - | - | - | - | - | - | - | - | - | - | - |
| 04 NEDERLAND | 1323 | 481 | - | - | 981 | 6 | - | - | - | - | 2791 | 33 | 2824 |
| 05 BELGIE/BELGIE | 808 | 637 | - | 329 | - | 2 | - | - | - | - | 1776 | 28 | 1804 |
| 06 LUXEMBOURG | 46 | - | - | - | - | - | - | - | - | - | 46 | - | 46 |
| 07 UNITED KINGDOM | - | - | - | - | - | - | - | - | - | - | - | - | - |
| 08 IRELAND | - | - | - | - | - | - | - | - | - | - | - | - | - |
| 09 DANMARK | 1 | - | - | - | - | - | - | - | - | - | 1 | - | 1 |
| 10 HELLAS | - | - | - | - | - | - | - | - | - | - | - | - | - |
| 20 EUR | 2202 | 1168 | - | 890 | 2475 | 10 | - | - | - | - | 6745 | 291 | 7036 |
| 88 TOTAL THIRD COUNTRIES | 237 | - | - | 18 | 35 | - | - | - | - | - | 290 | - | - |
| 90 INSGESAMT-TOTAAL-TOTAL | 2438 | 1168 | - | 988 | 2510 | 10 | - | - | - | - | 7034 | - | - |
| | 8 | | | | | | | | | | | | |
| 01 BR DEUTSCHLAND | - | 190 | - | 2187 | 1177 | - | - | - | - | - | 3554 | 120 | 3674 |
| 02 FRANCE | 15 | - | - | 47 | 77 | - | - | - | - | - | 139 | 1 | 140 |
| 03 ITALIA | - | - | - | - | - | - | - | - | - | - | - | - | - |
| 04 NEDERLAND | 3575 | 304 | - | - | 1723 | - | - | - | - | - | 5602 | 336 | 5937 |
| 05 BELGIE/BELGIE | 827 | 212 | - | 2043 | - | - | - | - | - | - | 3083 | 25 | 3108 |
| 06 LUXEMBOURG | 1 | - | - | - | 2 | - | - | - | - | - | 2 | - | 2 |
| 07 UNITED KINGDOM | 3 | - | - | - | - | - | - | - | - | - | 3 | - | 3 |
| 08 IRELAND | - | - | - | - | - | - | - | - | - | - | - | - | - |
| 09 DANMARK | 0 | - | - | - | - | - | - | - | - | - | 0 | - | 0 |
| 10 HELLAS | - | - | - | - | - | - | - | - | - | - | - | - | - |
| 20 EUR | 4421 | 706 | - | 4277 | 2978 | - | - | - | - | - | 12383 | 482 | 12864 |
| 88 TOTAL THIRD COUNTRIES | 118 | 0 | - | 13 | 4 | - | - | - | - | - | 135 | - | - |
| 90 INSGESAMT-TOTAAL-TOTAL | 4539 | 707 | - | 4290 | 2982 | - | - | - | - | - | 12518 | - | - |
| | 9 | | | | | | | | | | | | |
| 01 BR DEUTSCHLAND | - | 3 | - | 1865 | 567 | - | - | - | - | - | 2434 | 84 | 2518 |
| 02 FRANCE | 2 | - | - | 50 | 36 | - | - | - | - | - | 89 | 0 | 89 |
| 03 ITALIA | - | - | - | - | - | - | - | - | - | - | - | - | - |
| 04 NEDERLAND | 538 | 16 | - | - | 723 | - | - | - | - | - | 1276 | 44 | 1321 |
| 05 BELGIE/BELGIE | 75 | 5 | - | 1128 | - | - | - | - | - | - | 1208 | 63 | 1271 |
| 06 LUXEMBOURG | 2 | - | - | 3 | 2 | - | - | - | - | - | 6 | - | 6 |
| 07 UNITED KINGDOM | 20 | - | - | - | - | - | - | - | - | - | 20 | - | 20 |
| 08 IRELAND | - | - | - | - | - | - | - | - | - | - | - | - | - |
| 09 DANMARK | 3 | - | - | - | - | - | - | - | - | - | 3 | - | 3 |
| 10 HELLAS | - | - | - | - | - | - | - | - | - | - | - | - | - |
| 20 EUR | 639 | 23 | - | 3046 | 1328 | - | - | - | - | - | 5036 | 191 | 5227 |
| 88 TOTAL THIRD COUNTRIES | 169 | 1 | - | 42 | 46 | - | - | - | - | - | 258 | - | - |
| 90 INSGESAMT-TOTAAL-TOTAL | 808 | 23 | - | 3088 | 1375 | - | - | - | - | - | 5294 | - | - |

(a) AUF DER GRUNDLAGE DES EMPFANGS-OP BASIS VAN AANVOER-SUR BASE DES RECEPTIONS
 (b) AUF DER GRUNDLAGE DES VERSANDS-OP BASIS VAN AFVOER-SUR BASE DES EXPEDITIONS

GRENZUEBERSCHREITENDER VERKEHR NACH RELATION UND GUETERGRUPPE
INTERNATIONAAL VERVOER NAAR RELATIE EN GOEDERENGROEP
TRAFIC INTERNATIONAL PAR RELATION ET GROUPE DE MARCHANDISES

EUR
1985
1000 T

| BELADELAND LAND VAN LADING PAYS DE CHARGEMENT | ENTLADELAND | | | | LAND VAN LOSSING | | | | PAYS DE DECHARGEMENT | | | | |
|---|--------------|-------|-------|--------|------------------|-------|--------|---------|------------------------|---------|--------------|-------------|---------|
| | D (a) | F (a) | I (a) | NL (a) | B (a) | L (a) | UK (a) | IRL (a) | DK (a) | HEL (a) | THIRD COUNTR | INSG TOTAAL | |
| | GUETERGRUPPE | | | | GOEDERENGROEP | | | | GROUPE DE MARCHANDISES | | | EUR | TOT (b) |
| | 01-24 | | | | | | | | | | | | |
| 01 BR DEUTSCHLAND | - | 3095 | - | 25554 | 10125 | 414 | - | - | - | - | 39188 | 7701 | 46890 |
| 02 FRANCE | 8994 | - | - | 3863 | 3184 | 233 | - | - | - | - | 16273 | 1271 | 17544 |
| 03 ITALIA | - | - | - | - | - | - | - | - | - | - | - | - | - |
| 04 NEDERLAND | 74100 | 3681 | - | - | 25686 | 292 | - | - | - | - | 103758 | 2991 | 106750 |
| 05 BELGIQUE/BELGIE | 8805 | 3449 | - | 14562 | - | 29 | - | - | - | - | 26845 | 1551 | 28396 |
| 06 LUXEMBOURG | 628 | 6 | - | 85 | 45 | - | - | - | - | - | 764 | - | 764 |
| 07 UNITED KINGDOM | 325 | - | - | - | 4 | - | - | - | - | - | 330 | - | 330 |
| 08 IRELAND | 6 | - | - | - | - | - | - | - | - | - | 6 | - | 6 |
| 09 DANMARK | 151 | - | - | - | 30 | - | - | - | - | - | 181 | - | 181 |
| 10 HELLAS | - | - | - | - | - | - | - | - | - | - | - | - | - |
| 20 EUR | 93008 | 10230 | - | 44064 | 39075 | 968 | - | - | - | - | 187344 | 13515 | 200859 |
| 88 TOTAL THIRD COUNTRIES | 5936 | 102 | - | 197 | 266 | 6 | - | - | - | - | 6507 | - | - |
| 90 INSGESAMT-TOTAAL-TOTAL | 98944 | 10332 | - | 44261 | 39340 | 974 | - | - | - | - | 193851 | - | - |
| | 01 | | | | | | | | | | | | |
| 01 BR DEUTSCHLAND | - | 48 | - | 268 | 466 | 2 | - | - | - | - | 783 | 78 | 861 |
| 02 FRANCE | 1629 | - | - | 1698 | 1702 | - | - | - | - | - | 5029 | 75 | 5105 |
| 03 ITALIA | - | - | - | - | - | - | - | - | - | - | - | - | - |
| 04 NEDERLAND | 717 | 169 | - | - | 398 | - | - | - | - | - | 1284 | 266 | 1550 |
| 05 BELGIQUE/BELGIE | 697 | 222 | - | 1165 | - | - | - | - | - | - | 2084 | 44 | 2128 |
| 06 LUXEMBOURG | 13 | - | - | - | 1 | - | - | - | - | - | 14 | - | 14 |
| 07 UNITED KINGDOM | 15 | - | - | - | - | - | - | - | - | - | 15 | - | 15 |
| 08 IRELAND | - | - | - | - | - | - | - | - | - | - | - | - | - |
| 09 DANMARK | 90 | - | - | - | 22 | - | - | - | - | - | 112 | - | 112 |
| 10 HELLAS | - | - | - | - | - | - | - | - | - | - | - | - | - |
| 20 EUR | 3161 | 439 | - | 3132 | 2588 | 2 | - | - | - | - | 9322 | 463 | 9784 |
| 88 TOTAL THIRD COUNTRIES | 370 | - | - | - | 6 | - | - | - | - | - | 375 | - | - |
| 90 INSGESAMT-TOTAAL-TOTAL | 3531 | 439 | - | 3132 | 2594 | 2 | - | - | - | - | 9697 | - | - |
| | 02 | | | | | | | | | | | | |
| 01 BR DEUTSCHLAND | - | - | - | 36 | - | - | - | - | - | - | 36 | 1 | 36 |
| 02 FRANCE | 3 | - | - | 31 | 0 | - | - | - | - | - | 34 | - | 34 |
| 03 ITALIA | - | - | - | - | - | - | - | - | - | - | - | - | - |
| 04 NEDERLAND | 24 | 1 | - | - | 6 | - | - | - | - | - | 31 | 0 | 32 |
| 05 BELGIQUE/BELGIE | 1 | 0 | - | 51 | - | - | - | - | - | - | 52 | - | 52 |
| 06 LUXEMBOURG | - | - | - | - | - | - | - | - | - | - | - | - | - |
| 07 UNITED KINGDOM | - | - | - | - | - | - | - | - | - | - | - | - | - |
| 08 IRELAND | - | - | - | - | - | - | - | - | - | - | - | - | - |
| 09 DANMARK | - | - | - | - | - | - | - | - | - | - | - | - | - |
| 10 HELLAS | - | - | - | - | - | - | - | - | - | - | - | - | - |
| 20 EUR | 27 | 2 | - | 118 | 6 | - | - | - | - | - | 153 | 1 | 154 |
| 88 TOTAL THIRD COUNTRIES | 1 | - | - | - | - | - | - | - | - | - | 1 | - | - |
| 90 INSGESAMT-TOTAAL-TOTAL | 28 | 2 | - | 118 | 6 | - | - | - | - | - | 154 | - | - |
| | 03 | | | | | | | | | | | | |
| 01 BR DEUTSCHLAND | - | - | - | 21 | - | - | - | - | - | - | 21 | - | 21 |
| 02 FRANCE | - | - | - | 0 | 0 | - | - | - | - | - | 1 | - | 1 |
| 03 ITALIA | - | - | - | - | - | - | - | - | - | - | - | - | - |
| 04 NEDERLAND | - | - | - | - | - | - | - | - | - | - | - | - | - |
| 05 BELGIQUE/BELGIE | - | - | - | - | - | - | - | - | - | - | - | - | - |
| 06 LUXEMBOURG | - | - | - | - | - | - | - | - | - | - | - | - | - |
| 07 UNITED KINGDOM | - | - | - | - | - | - | - | - | - | - | - | - | - |
| 08 IRELAND | - | - | - | - | - | - | - | - | - | - | - | - | - |
| 09 DANMARK | - | - | - | - | - | - | - | - | - | - | - | - | - |
| 10 HELLAS | - | - | - | - | - | - | - | - | - | - | - | - | - |
| 20 EUR | - | - | - | 21 | 0 | - | - | - | - | - | 22 | - | 22 |
| 88 TOTAL THIRD COUNTRIES | - | - | - | - | - | - | - | - | - | - | - | - | - |
| 90 INSGESAMT-TOTAAL-TOTAL | - | - | - | 21 | 0 | - | - | - | - | - | 22 | - | 22 |
| | 04 | | | | | | | | | | | | |
| 01 BR DEUTSCHLAND | - | - | - | 45 | 10 | - | - | - | - | - | 55 | 19 | 74 |
| 02 FRANCE | 0 | - | - | 8 | 0 | - | - | - | - | - | 8 | - | 8 |
| 03 ITALIA | - | - | - | - | - | - | - | - | - | - | - | - | - |
| 04 NEDERLAND | 195 | 6 | - | - | 34 | - | - | - | - | - | 236 | 5 | 241 |
| 05 BELGIQUE/BELGIE | 18 | 3 | - | 15 | - | - | - | - | - | - | 35 | 15 | 51 |
| 06 LUXEMBOURG | - | - | - | - | 1 | - | - | - | - | - | 1 | - | 1 |
| 07 UNITED KINGDOM | 3 | - | - | - | - | - | - | - | - | - | 3 | - | 3 |
| 08 IRELAND | - | - | - | - | - | - | - | - | - | - | - | - | - |
| 09 DANMARK | - | - | - | - | - | - | - | - | - | - | - | - | - |
| 10 HELLAS | - | - | - | - | - | - | - | - | - | - | - | - | - |
| 20 EUR | 216 | 9 | - | 67 | 45 | - | - | - | - | - | 338 | 40 | 377 |
| 88 TOTAL THIRD COUNTRIES | 68 | 0 | - | 0 | - | - | - | - | - | - | 69 | - | 69 |
| 90 INSGESAMT-TOTAAL-TOTAL | 284 | 9 | - | 68 | 45 | - | - | - | - | - | 406 | - | - |
| | 05 | | | | | | | | | | | | |
| 01 BR DEUTSCHLAND | - | - | - | 4 | 4 | - | - | - | - | - | 8 | 15 | 23 |
| 02 FRANCE | - | - | - | 8 | 0 | - | - | - | - | - | 8 | - | 8 |
| 03 ITALIA | - | - | - | - | - | - | - | - | - | - | - | - | - |
| 04 NEDERLAND | 23 | 1 | - | - | 14 | - | - | - | - | - | 38 | 0 | 38 |
| 05 BELGIQUE/BELGIE | 16 | 0 | - | 7 | - | - | - | - | - | - | 24 | - | 24 |
| 06 LUXEMBOURG | - | - | - | - | - | - | - | - | - | - | - | - | - |
| 07 UNITED KINGDOM | 0 | - | - | - | - | - | - | - | - | - | 0 | - | 0 |
| 08 IRELAND | - | - | - | - | - | - | - | - | - | - | - | - | - |
| 09 DANMARK | - | - | - | - | - | - | - | - | - | - | - | - | - |
| 10 HELLAS | - | - | - | - | - | - | - | - | - | - | - | - | - |
| 20 EUR | 39 | 1 | - | 19 | 18 | - | - | - | - | - | 78 | 16 | 94 |
| 88 TOTAL THIRD COUNTRIES | 2 | - | - | 2 | - | - | - | - | - | - | 4 | - | 4 |
| 90 INSGESAMT-TOTAAL-TOTAL | 42 | 1 | - | 21 | 18 | - | - | - | - | - | 82 | - | - |

GRENZUEBERSCHREITENDER VERKEHR NACH RELATION UND GUETERGRUPPE
 INTERNATIONAAL VERVOER NAAR RELATIE EN GOEDERENGROEP
 TRAFIC INTERNATIONAL PAR RELATION ET GROUPE DE MARCHANDISES

EUR
 1985
 1000 T

| BELADELAND LAND VAN LADING PAYS DE CHARGEMENT | ENTLADELAND | | | LAND VAN LOSSING | | | | | | PAYS DE DECHARGEMENT | | | |
|---|--------------|-------|-------|------------------|-------|-------|--------|---------|--------|------------------------|-------|------------------------|--------------|
| | D (a) | F (a) | I (a) | NL (a) | B (a) | L (a) | UK (a) | IRL (a) | DK (a) | HEL (a) | EUR | THIRD COUNTR. TOT. (b) | INSG. TOTAAL |
| | GUETERGRUPPE | | | GOEDERENGROEP | | | | | | GROUPE DE MARCHANDISES | | | |
| | 06 | | | | | | | | | | | | |
| 01 BR DEUTSCHLAND | - | 22 | - | 864 | 328 | 1 | - | - | - | - | 1215 | 65 | 1280 |
| 02 FRANCE | 131 | - | - | 452 | 394 | - | - | - | - | - | 977 | 9 | 986 |
| 03 ITALIA | - | - | - | - | - | - | - | - | - | - | - | - | - |
| 04 NEDERLAND | 3614 | 113 | - | - | 1427 | 16 | - | - | - | - | 5170 | 104 | 5274 |
| 05 BELGIQUE/BELGIE | 140 | 209 | - | 542 | - | - | - | - | - | - | 890 | 6 | 896 |
| 06 LUXEMBOURG | 1 | - | - | - | - | - | - | - | - | - | 1 | - | 1 |
| 07 UNITED KINGDOM | 3 | - | - | - | - | - | - | - | - | - | 3 | - | 3 |
| 08 IRELAND | - | - | - | - | - | - | - | - | - | - | - | - | - |
| 09 DANMARK | 7 | - | - | - | 1 | - | - | - | - | - | 8 | - | 8 |
| 10 HELLAS | - | - | - | - | - | - | - | - | - | - | - | - | - |
| 20 EUR | 3894 | 344 | - | 1857 | 2151 | 16 | - | - | - | - | 8263 | 184 | 8447 |
| 88 TOTAL THIRD COUNTRIES | 70 | - | - | 9 | 4 | - | - | - | - | - | 83 | - | 83 |
| 90 INSGESAMT-TOTAAL-TOTAL | 3965 | 344 | - | 1866 | 2155 | 16 | - | - | - | - | 8346 | - | 8346 |
| | 07 | | | | | | | | | | | | |
| 01 BR DEUTSCHLAND | - | 8 | - | 316 | 61 | - | - | - | - | - | 386 | 618 | 1004 |
| 02 FRANCE | 337 | - | - | 35 | 71 | - | - | - | - | - | 442 | - | 442 |
| 03 ITALIA | - | - | - | - | - | - | - | - | - | - | - | - | - |
| 04 NEDERLAND | 2752 | 87 | - | - | 527 | - | - | - | - | - | 3365 | 131 | 3496 |
| 05 BELGIQUE/BELGIE | 151 | 15 | - | 106 | - | - | - | - | - | - | 271 | 12 | 283 |
| 06 LUXEMBOURG | - | - | - | - | - | - | - | - | - | - | - | - | - |
| 07 UNITED KINGDOM | 67 | - | - | - | - | - | - | - | - | - | 67 | - | 67 |
| 08 IRELAND | - | - | - | - | - | - | - | - | - | - | - | - | - |
| 09 DANMARK | 14 | - | - | - | 5 | - | - | - | - | - | 19 | - | 19 |
| 10 HELLAS | - | - | - | - | - | - | - | - | - | - | - | - | - |
| 20 EUR | 3321 | 110 | - | 457 | 664 | - | - | - | - | - | 4550 | 760 | 5311 |
| 88 TOTAL THIRD COUNTRIES | 24 | - | - | 5 | 1 | - | - | - | - | - | 30 | - | 30 |
| 90 INSGESAMT-TOTAAL-TOTAL | 3345 | 110 | - | 462 | 665 | - | - | - | - | - | 4581 | - | 4581 |
| | 08 | | | | | | | | | | | | |
| 01 BR DEUTSCHLAND | - | 1450 | - | 2537 | 702 | 271 | - | - | - | - | 4960 | 819 | 5780 |
| 02 FRANCE | 67 | - | - | 7 | 10 | - | - | - | - | - | 84 | 4 | 88 |
| 03 ITALIA | - | - | - | - | - | - | - | - | - | - | - | - | - |
| 04 NEDERLAND | 3489 | 510 | - | - | 737 | 127 | - | - | - | - | 4864 | 172 | 5036 |
| 05 BELGIQUE/BELGIE | 765 | 181 | - | 260 | - | 2 | - | - | - | - | 1209 | 51 | 1260 |
| 06 LUXEMBOURG | 10 | 2 | - | 1 | 1 | - | - | - | - | - | 13 | - | 13 |
| 07 UNITED KINGDOM | 35 | - | - | - | 1 | - | - | - | - | - | 36 | - | 36 |
| 08 IRELAND | - | - | - | - | - | - | - | - | - | - | - | - | - |
| 09 DANMARK | - | - | - | - | - | - | - | - | - | - | - | - | - |
| 10 HELLAS | - | - | - | - | - | - | - | - | - | - | - | - | - |
| 20 EUR | 4366 | 2143 | - | 2805 | 1450 | 400 | - | - | - | - | 11165 | 1047 | 12212 |
| 88 TOTAL THIRD COUNTRIES | 757 | - | - | 9 | 31 | - | - | - | - | - | 797 | - | 797 |
| 90 INSGESAMT-TOTAAL-TOTAL | 5123 | 2143 | - | 2815 | 1481 | 400 | - | - | - | - | 11962 | - | 11962 |
| | 09 | | | | | | | | | | | | |
| 01 BR DEUTSCHLAND | - | - | - | 2 | 1 | - | - | - | - | - | 3 | - | 3 |
| 02 FRANCE | - | - | - | - | - | - | - | - | - | - | - | - | - |
| 03 ITALIA | - | - | - | - | - | - | - | - | - | - | - | - | - |
| 04 NEDERLAND | 20 | - | - | - | 514 | - | - | - | - | - | 533 | - | 533 |
| 05 BELGIQUE/BELGIE | - | - | - | 38 | - | - | - | - | - | - | 38 | - | 38 |
| 06 LUXEMBOURG | - | - | - | - | - | - | - | - | - | - | - | - | - |
| 07 UNITED KINGDOM | - | - | - | - | - | - | - | - | - | - | - | - | - |
| 08 IRELAND | - | - | - | - | - | - | - | - | - | - | - | - | - |
| 09 DANMARK | - | - | - | - | - | - | - | - | - | - | - | - | - |
| 10 HELLAS | - | - | - | - | - | - | - | - | - | - | - | - | - |
| 20 EUR | 20 | - | - | 39 | 515 | - | - | - | - | - | 574 | - | 574 |
| 88 TOTAL THIRD COUNTRIES | - | - | - | - | - | - | - | - | - | - | - | - | - |
| 90 INSGESAMT-TOTAAL-TOTAL | 20 | - | - | 39 | 515 | - | - | - | - | - | 574 | - | 574 |
| | 10 | | | | | | | | | | | | |
| 01 BR DEUTSCHLAND | - | 377 | - | 545 | 403 | 4 | - | - | - | - | 1329 | 1123 | 2452 |
| 02 FRANCE | 916 | - | - | 22 | 52 | 1 | - | - | - | - | 990 | 462 | 1452 |
| 03 ITALIA | - | - | - | - | - | - | - | - | - | - | - | - | - |
| 04 NEDERLAND | 17654 | 382 | - | - | 6297 | 72 | - | - | - | - | 24404 | 1381 | 25785 |
| 05 BELGIQUE/BELGIE | 2875 | 181 | - | 1569 | - | 4 | - | - | - | - | 4623 | 845 | 5474 |
| 06 LUXEMBOURG | 0 | - | - | - | - | - | - | - | - | - | 0 | - | 0 |
| 07 UNITED KINGDOM | 12 | - | - | - | 4 | - | - | - | - | - | 15 | - | 15 |
| 08 IRELAND | - | - | - | - | - | - | - | - | - | - | - | - | - |
| 09 DANMARK | - | - | - | - | - | - | - | - | - | - | - | - | - |
| 10 HELLAS | - | - | - | - | - | - | - | - | - | - | - | - | - |
| 20 EUR | 21456 | 941 | - | 2136 | 6755 | 80 | - | - | - | - | 31367 | 3811 | 35179 |
| 88 TOTAL THIRD COUNTRIES | 391 | 2 | - | 5 | - | - | - | - | - | - | 398 | - | 398 |
| 90 INSGESAMT-TOTAAL-TOTAL | 21847 | 942 | - | 2142 | 6755 | 80 | - | - | - | - | 31765 | - | 31765 |
| | 11 | | | | | | | | | | | | |
| 01 BR DEUTSCHLAND | - | 321 | - | 326 | 112 | 50 | - | - | - | - | 810 | 988 | 1798 |
| 02 FRANCE | 18 | - | - | 15 | 7 | - | - | - | - | - | 40 | - | 40 |
| 03 ITALIA | - | - | - | - | - | - | - | - | - | - | - | - | - |
| 04 NEDERLAND | 32651 | 1060 | - | - | 1673 | 43 | - | - | - | - | 35428 | 84 | 35511 |
| 05 BELGIQUE/BELGIE | 316 | 270 | - | 198 | - | - | - | - | - | - | 784 | 23 | 807 |
| 06 LUXEMBOURG | 1 | - | - | - | - | - | - | - | - | - | 1 | - | 1 |
| 07 UNITED KINGDOM | 58 | - | - | - | - | - | - | - | - | - | 58 | - | 58 |
| 08 IRELAND | - | - | - | - | - | - | - | - | - | - | - | - | - |
| 09 DANMARK | 7 | - | - | - | - | - | - | - | - | - | 7 | - | 7 |
| 10 HELLAS | - | - | - | - | - | - | - | - | - | - | - | - | - |
| 20 EUR | 33050 | 1651 | - | 540 | 1793 | 94 | - | - | - | - | 37127 | 1095 | 38222 |
| 88 TOTAL THIRD COUNTRIES | 29 | 2 | - | 3 | 13 | - | - | - | - | - | 47 | - | 47 |
| 90 INSGESAMT-TOTAAL-TOTAL | 33079 | 1653 | - | 542 | 1806 | 94 | - | - | - | - | 37174 | - | 37174 |

B I N N E N W A S S E R - B I N N E N W A T E R E N - V O I E N A V I G A B L E

2.5.2:3 (5AY)

GRENZUEBERSCHREITENDER VERKEHR NACH RELATION UND GUETERGRUPPE

EUR

INTERNATIONAAL VERVOER NAAR RELATIE EN GOEDERENGROEP

1985

TRAFIC INTERNATIONAL PAR RELATION ET GROUPE DE MARCHANDISES

1000 T

| BELADELAND LAND VAN LADING PAYS DE CHARGEMENT | ENTLADELAND - LAND VAN LOSSING - PAYS DE DECHARGEMENT | | | | | | | | | | THIRD COUNTR. TOT.(b) | INSG. TOTAAL TOTAL | | |
|---|---|-------|-------|--------|-------|---------------|--------|---------|--------|---------|-----------------------------|--------------------------|------------------------|-------|
| | D (a) | F (a) | I (a) | NL (a) | B (a) | L (a) | UK (a) | IRL (a) | DK (a) | HEL (a) | | | | |
| | GUETERGRUPPE | | | | | GOEDERENGROEP | | | | | | | GROUPE DE MARCHANDISES | |
| | 12 | | | | | | | | | | | | | |
| 01 BR DEUTSCHLAND | - | 93 | - | 32 | 59 | - | - | - | - | - | - | 185 | 81 | 266 |
| 02 FRANCE | - | - | - | 2 | 0 | - | - | - | - | - | - | 2 | - | 2 |
| 03 ITALIA | - | - | - | - | - | - | - | - | - | - | - | - | - | - |
| 04 NEDERLAND | 2371 | 147 | - | - | 144 | - | - | - | - | - | - | 2661 | 7 | 2668 |
| 05 BELGIE/BELGIE | 224 | 345 | - | 18 | - | - | - | - | - | - | - | 587 | - | 587 |
| 06 LUXEMBOURG | - | - | - | - | - | - | - | - | - | - | - | - | - | - |
| 07 UNITED KINGDOM | 5 | - | - | - | - | - | - | - | - | - | - | 5 | - | 5 |
| 08 IRELAND | - | - | - | - | - | - | - | - | - | - | - | - | - | - |
| 09 DANMARK | 0 | - | - | - | - | - | - | - | - | - | - | 0 | - | 0 |
| 10 HELLAS | - | - | - | - | - | - | - | - | - | - | - | - | - | - |
| 20 EUR | 2601 | 585 | - | 52 | 203 | - | - | - | - | - | - | 3441 | 88 | 3529 |
| 88 TOTAL THIRD COUNTRIES | 104 | - | - | 2 | 3 | - | - | - | - | - | - | 109 | - | 109 |
| 90 INSGESAMT-TOTAAL-TOTAL | 2705 | 585 | - | 54 | 206 | - | - | - | - | - | - | 3550 | - | 3550 |
| | 13 | | | | | | | | | | | | | |
| 01 BR DEUTSCHLAND | - | 175 | - | 1631 | 3390 | 13 | - | - | - | - | - | 5209 | 840 | 6050 |
| 02 FRANCE | 243 | - | - | 83 | 563 | - | - | - | - | - | - | 889 | 1 | 890 |
| 03 ITALIA | - | - | - | - | - | - | - | - | - | - | - | - | - | - |
| 04 NEDERLAND | 2029 | 246 | - | - | 738 | 2 | - | - | - | - | - | 3015 | 308 | 3322 |
| 05 BELGIE/BELGIE | 1188 | 359 | - | 466 | 359 | 6 | - | - | - | - | - | 2019 | 369 | 2388 |
| 06 LUXEMBOURG | 21 | 4 | - | 78 | 39 | - | - | - | - | - | - | 141 | - | 141 |
| 07 UNITED KINGDOM | 27 | - | - | - | - | - | - | - | - | - | - | 27 | - | 27 |
| 08 IRELAND | - | - | - | - | - | - | - | - | - | - | - | - | - | - |
| 09 DANMARK | 26 | - | - | - | 3 | - | - | - | - | - | - | 29 | - | 29 |
| 10 HELLAS | - | - | - | - | - | - | - | - | - | - | - | - | - | - |
| 20 EUR | 3533 | 784 | - | 2258 | 4733 | 21 | - | - | - | - | - | 11329 | 1518 | 12847 |
| 88 TOTAL THIRD COUNTRIES | 1498 | 3 | - | 47 | 89 | 1 | - | - | - | - | - | 1638 | - | 1638 |
| 90 INSGESAMT-TOTAAL-TOTAL | 5031 | 787 | - | 2305 | 4821 | 22 | - | - | - | - | - | 12966 | - | 12966 |
| | 14 | | | | | | | | | | | | | |
| 01 BR DEUTSCHLAND | - | - | - | 632 | 33 | - | - | - | - | - | - | 665 | 8 | 674 |
| 02 FRANCE | 10 | - | - | 4 | 2 | - | - | - | - | - | - | 16 | - | 16 |
| 03 ITALIA | - | - | - | - | - | - | - | - | - | - | - | - | - | - |
| 04 NEDERLAND | 117 | 5 | - | - | 23 | 1 | - | - | - | - | - | 146 | 6 | 151 |
| 05 BELGIE/BELGIE | 27 | - | - | 1489 | - | - | - | - | - | - | - | 1516 | 1 | 1517 |
| 06 LUXEMBOURG | 164 | - | - | - | 0 | - | - | - | - | - | - | 164 | - | 164 |
| 07 UNITED KINGDOM | 0 | - | - | - | - | - | - | - | - | - | - | 0 | - | 0 |
| 08 IRELAND | 6 | - | - | - | - | - | - | - | - | - | - | 6 | - | 6 |
| 09 DANMARK | 1 | - | - | - | - | - | - | - | - | - | - | 1 | - | 1 |
| 10 HELLAS | - | - | - | - | - | - | - | - | - | - | - | - | - | - |
| 20 EUR | 325 | 5 | - | 2126 | 59 | 1 | - | - | - | - | - | 2514 | 15 | 2529 |
| 88 TOTAL THIRD COUNTRIES | 71 | - | - | 2 | 7 | - | - | - | - | - | - | 82 | - | 82 |
| 90 INSGESAMT-TOTAAL-TOTAL | 396 | 5 | - | 2130 | 66 | 1 | - | - | - | - | - | 2597 | - | 2597 |
| | 15 | | | | | | | | | | | | | |
| 01 BR DEUTSCHLAND | - | 356 | - | 13786 | 1494 | 73 | - | - | - | - | - | 15708 | 2610 | 18319 |
| 02 FRANCE | 5603 | - | - | 1297 | 92 | 230 | - | - | - | - | - | 7222 | 719 | 7941 |
| 03 ITALIA | - | - | - | - | - | - | - | - | - | - | - | - | - | - |
| 04 NEDERLAND | 3006 | 154 | - | - | 9728 | 25 | - | - | - | - | - | 12914 | 116 | 13030 |
| 05 BELGIE/BELGIE | 678 | 810 | - | 5137 | - | 15 | - | - | - | - | - | 6640 | 69 | 6709 |
| 06 LUXEMBOURG | 370 | - | - | 3 | - | - | - | - | - | - | - | 373 | - | 373 |
| 07 UNITED KINGDOM | 78 | - | - | - | - | - | - | - | - | - | - | 78 | - | 78 |
| 08 IRELAND | - | - | - | - | - | - | - | - | - | - | - | - | - | - |
| 09 DANMARK | 2 | - | - | - | - | - | - | - | - | - | - | 2 | - | 2 |
| 10 HELLAS | - | - | - | - | - | - | - | - | - | - | - | - | - | - |
| 20 EUR | 9738 | 1320 | - | 20223 | 11314 | 344 | - | - | - | - | - | 42938 | 3514 | 46452 |
| 88 TOTAL THIRD COUNTRIES | 2027 | 94 | - | 38 | 28 | 5 | - | - | - | - | - | 2192 | - | 2192 |
| 90 INSGESAMT-TOTAAL-TOTAL | 11764 | 1414 | - | 20261 | 11342 | 349 | - | - | - | - | - | 45130 | - | 45130 |
| | 16 | | | | | | | | | | | | | |
| 01 BR DEUTSCHLAND | - | 51 | - | 459 | 1318 | 1 | - | - | - | - | - | 1827 | 231 | 2059 |
| 02 FRANCE | 22 | - | - | 103 | 176 | 2 | - | - | - | - | - | 303 | - | 303 |
| 03 ITALIA | - | - | - | - | - | - | - | - | - | - | - | - | - | - |
| 04 NEDERLAND | 1323 | 481 | - | - | 981 | 6 | - | - | - | - | - | 2791 | 33 | 2824 |
| 05 BELGIE/BELGIE | 808 | 637 | - | 329 | - | 2 | - | - | - | - | - | 1776 | 28 | 1804 |
| 06 LUXEMBOURG | 46 | - | - | - | - | - | - | - | - | - | - | 46 | - | 46 |
| 07 UNITED KINGDOM | - | - | - | - | - | - | - | - | - | - | - | - | - | - |
| 08 IRELAND | - | - | - | - | - | - | - | - | - | - | - | - | - | - |
| 09 DANMARK | 1 | - | - | - | - | - | - | - | - | - | - | 1 | - | 1 |
| 10 HELLAS | - | - | - | - | - | - | - | - | - | - | - | - | - | - |
| 20 EUR | 2202 | 1168 | - | 890 | 2475 | 10 | - | - | - | - | - | 6745 | 291 | 7036 |
| 88 TOTAL THIRD COUNTRIES | 237 | - | - | 18 | 35 | - | - | - | - | - | - | 290 | - | 290 |
| 90 INSGESAMT-TOTAAL-TOTAL | 2438 | 1168 | - | 908 | 2510 | 10 | - | - | - | - | - | 7034 | - | 7034 |
| | 17 | | | | | | | | | | | | | |
| 01 BR DEUTSCHLAND | - | 12 | - | 83 | 76 | - | - | - | - | - | - | 172 | - | 172 |
| 02 FRANCE | 2 | - | - | 3 | - | - | - | - | - | - | - | 5 | - | 5 |
| 03 ITALIA | - | - | - | - | - | - | - | - | - | - | - | - | - | - |
| 04 NEDERLAND | 616 | 56 | - | - | 64 | - | - | - | - | - | - | 735 | - | 735 |
| 05 BELGIE/BELGIE | 28 | 15 | - | 8 | - | - | - | - | - | - | - | 51 | 1 | 52 |
| 06 LUXEMBOURG | - | - | - | - | - | - | - | - | - | - | - | - | - | - |
| 07 UNITED KINGDOM | - | - | - | - | - | - | - | - | - | - | - | - | - | - |
| 08 IRELAND | - | - | - | - | - | - | - | - | - | - | - | - | - | - |
| 09 DANMARK | - | - | - | - | - | - | - | - | - | - | - | - | - | - |
| 10 HELLAS | - | - | - | - | - | - | - | - | - | - | - | - | - | - |
| 20 EUR | 645 | 83 | - | 94 | 140 | - | - | - | - | - | - | 963 | 1 | 964 |
| 88 TOTAL THIRD COUNTRIES | 0 | - | - | - | - | - | - | - | - | - | - | 0 | - | 0 |
| 90 INSGESAMT-TOTAAL-TOTAL | 645 | 83 | - | 94 | 140 | - | - | - | - | - | - | 963 | 1 | 964 |

GRENZUEBERSCHREITENDER VERKEHR NACH RELATION UND GUETERGRUPPE

EUR

INTERNATIONAAL VERVOER NAAR RELATIE EN GOEDERENGROEP

1985

TRAFIC INTERNATIONAL PAR RELATION ET GROUPE DE MARCHANDISES

1000 T

| BELADELAND LAND VAN LADING PAYS DE CHARGEMENT | ENTLADELAND | | | | | | | | | | THIRD COUNTR. TOT. (b) | INSG. TOTAAL | |
|---|------------------|-------|-------|---------------|-------|-------|------------------------|---------|--------|---------|------------------------------|-----------------|-------|
| | LAND VAN LOSSING | | | | | | | | | | | | |
| | D (a) | F (a) | I (a) | NL (a) | B (a) | L (a) | UK (a) | IRL (a) | DK (a) | HEL (a) | | | |
| | GUETERGRUPPE | | | GOEDERENGROEP | | | GROUPE DE MARCHANDISES | | | | EUR | | |
| | 18 | | | | | | | | | | | | |
| 01 BR DEUTSCHLAND | - | 177 | - | 2103 | 1100 | - | - | - | - | - | 3379 | 115 | 3494 |
| 02 FRANCE | 11 | - | - | 44 | 77 | - | - | - | - | - | 132 | 1 | 132 |
| 03 ITALIA | - | - | - | - | - | - | - | - | - | - | - | - | - |
| 04 NEDERLAND | 2438 | 173 | - | - | 1603 | - | - | - | - | - | 4214 | 171 | 4385 |
| 05 BELGIQUE/BELGIE | 629 | 52 | - | 1942 | - | - | - | - | - | - | 2623 | 15 | 2638 |
| 06 LUXEMBOURG | 1 | - | - | - | 2 | - | - | - | - | - | 2 | - | 2 |
| 07 UNITED KINGDOM | 3 | - | - | - | - | - | - | - | - | - | 3 | - | 3 |
| 08 IRELAND | - | - | - | - | - | - | - | - | - | - | - | - | - |
| 09 DANMARK | 0 | - | - | - | - | - | - | - | - | - | 0 | - | 0 |
| 10 HELLAS | - | - | - | - | - | - | - | - | - | - | - | - | - |
| 20 EUR | 3081 | 402 | - | 4089 | 2781 | - | - | - | - | - | 10352 | 302 | 10655 |
| 88 TOTAL THIRD COUNTRIES | 80 | 0 | - | 13 | 4 | - | - | - | - | - | 97 | - | 97 |
| 90 INSGESAMT-TOTAAL-TOTAL | 3161 | 402 | - | 4101 | 2785 | - | - | - | - | - | 10449 | - | 10449 |
| | 19 | | | | | | | | | | | | |
| 01 BR DEUTSCHLAND | - | 2 | - | 0 | 1 | - | - | - | - | - | 3 | 5 | 8 |
| 02 FRANCE | 3 | - | - | 0 | - | - | - | - | - | - | 3 | - | 3 |
| 03 ITALIA | - | - | - | - | - | - | - | - | - | - | - | - | - |
| 04 NEDERLAND | 522 | 75 | - | - | 56 | - | - | - | - | - | 653 | 164 | 817 |
| 05 BELGIQUE/BELGIE | 170 | 146 | - | 94 | - | - | - | - | - | - | 409 | 9 | 418 |
| 06 LUXEMBOURG | - | - | - | - | - | - | - | - | - | - | - | - | - |
| 07 UNITED KINGDOM | 0 | - | - | - | - | - | - | - | - | - | 0 | - | 0 |
| 08 IRELAND | - | - | - | - | - | - | - | - | - | - | - | - | - |
| 09 DANMARK | - | - | - | - | - | - | - | - | - | - | - | - | - |
| 10 HELLAS | - | - | - | - | - | - | - | - | - | - | - | - | - |
| 20 EUR | 694 | 222 | - | 94 | 57 | - | - | - | - | - | 1068 | 178 | 1246 |
| 88 TOTAL THIRD COUNTRIES | 38 | 0 | - | 0 | - | - | - | - | - | - | 38 | - | 38 |
| 90 INSGESAMT-TOTAAL-TOTAL | 732 | 222 | - | 94 | 57 | - | - | - | - | - | 1106 | - | 1106 |
| | 20 | | | | | | | | | | | | |
| 01 BR DEUTSCHLAND | - | 0 | - | 203 | 342 | - | - | - | - | - | 545 | 23 | 568 |
| 02 FRANCE | 0 | - | - | 15 | 19 | - | - | - | - | - | 34 | - | 34 |
| 03 ITALIA | - | - | - | - | - | - | - | - | - | - | - | - | - |
| 04 NEDERLAND | 97 | 2 | - | - | 500 | - | - | - | - | - | 599 | 7 | 606 |
| 05 BELGIQUE/BELGIE | 6 | 0 | - | 8 | - | - | - | - | - | - | 14 | 13 | 27 |
| 06 LUXEMBOURG | - | - | - | 1 | 2 | - | - | - | - | - | 3 | - | 3 |
| 07 UNITED KINGDOM | 1 | - | - | - | - | - | - | - | - | - | 1 | - | 1 |
| 08 IRELAND | - | - | - | - | - | - | - | - | - | - | - | - | - |
| 09 DANMARK | - | - | - | - | - | - | - | - | - | - | - | - | - |
| 10 HELLAS | - | - | - | - | - | - | - | - | - | - | - | - | - |
| 20 EUR | 103 | 3 | - | 227 | 862 | - | - | - | - | - | 1195 | 43 | 1238 |
| 88 TOTAL THIRD COUNTRIES | 31 | 0 | - | 24 | 24 | - | - | - | - | - | 78 | - | 78 |
| 90 INSGESAMT-TOTAAL-TOTAL | 134 | 3 | - | 251 | 886 | - | - | - | - | - | 1274 | - | 1274 |
| | 21 | | | | | | | | | | | | |
| 01 BR DEUTSCHLAND | - | 0 | - | 44 | 21 | - | - | - | - | - | 65 | 14 | 79 |
| 02 FRANCE | 2 | - | - | 19 | 3 | - | - | - | - | - | 24 | - | 24 |
| 03 ITALIA | - | - | - | - | - | - | - | - | - | - | - | - | - |
| 04 NEDERLAND | 7 | 1 | - | - | 5 | - | - | - | - | - | 12 | 1 | 13 |
| 05 BELGIQUE/BELGIE | 3 | 0 | - | 217 | - | - | - | - | - | - | 221 | 0 | 221 |
| 06 LUXEMBOURG | - | - | - | 2 | 0 | - | - | - | - | - | 2 | - | 2 |
| 07 UNITED KINGDOM | 0 | - | - | - | - | - | - | - | - | - | 0 | - | 0 |
| 08 IRELAND | - | - | - | - | - | - | - | - | - | - | - | - | - |
| 09 DANMARK | - | - | - | - | - | - | - | - | - | - | - | - | - |
| 10 HELLAS | - | - | - | - | - | - | - | - | - | - | - | - | - |
| 20 EUR | 12 | 1 | - | 283 | 29 | - | - | - | - | - | 324 | 15 | 339 |
| 88 TOTAL THIRD COUNTRIES | 12 | - | - | 1 | 2 | - | - | - | - | - | 15 | - | 15 |
| 90 INSGESAMT-TOTAAL-TOTAL | 24 | 1 | - | 284 | 30 | - | - | - | - | - | 339 | - | 339 |
| | 22 | | | | | | | | | | | | |
| 01 BR DEUTSCHLAND | - | - | - | 7 | 3 | - | - | - | - | - | 10 | 0 | 11 |
| 02 FRANCE | - | - | - | - | - | - | - | - | - | - | - | - | - |
| 03 ITALIA | - | - | - | - | - | - | - | - | - | - | - | - | - |
| 04 NEDERLAND | 19 | 0 | - | - | 1 | - | - | - | - | - | 20 | 1 | 20 |
| 05 BELGIQUE/BELGIE | 4 | 1 | - | 1 | - | - | - | - | - | - | 6 | - | 6 |
| 06 LUXEMBOURG | 2 | - | - | - | - | - | - | - | - | - | 2 | - | 2 |
| 07 UNITED KINGDOM | 0 | - | - | - | - | - | - | - | - | - | 0 | - | 0 |
| 08 IRELAND | - | - | - | - | - | - | - | - | - | - | - | - | - |
| 09 DANMARK | - | - | - | - | - | - | - | - | - | - | - | - | - |
| 10 HELLAS | - | - | - | - | - | - | - | - | - | - | - | - | - |
| 20 EUR | 24 | 1 | - | 8 | 4 | - | - | - | - | - | 38 | 1 | 39 |
| 88 TOTAL THIRD COUNTRIES | 23 | - | - | 7 | 7 | - | - | - | - | - | 37 | - | 37 |
| 90 INSGESAMT-TOTAAL-TOTAL | 47 | 1 | - | 16 | 11 | - | - | - | - | - | 75 | - | 75 |
| | 23 | | | | | | | | | | | | |
| 01 BR DEUTSCHLAND | - | - | - | 36 | 18 | - | - | - | - | - | 54 | 7 | 62 |
| 02 FRANCE | - | - | - | 0 | - | - | - | - | - | - | 0 | - | 0 |
| 03 ITALIA | - | - | - | - | - | - | - | - | - | - | - | - | - |
| 04 NEDERLAND | 85 | 8 | - | - | 16 | - | - | - | - | - | 109 | 1 | 110 |
| 05 BELGIQUE/BELGIE | 27 | 2 | - | 9 | - | - | - | - | - | - | 38 | 1 | 38 |
| 06 LUXEMBOURG | - | - | - | - | - | - | - | - | - | - | - | - | - |
| 07 UNITED KINGDOM | 0 | - | - | - | - | - | - | - | - | - | 0 | - | 0 |
| 08 IRELAND | - | - | - | - | - | - | - | - | - | - | - | - | - |
| 09 DANMARK | - | - | - | - | - | - | - | - | - | - | 3 | - | 3 |
| 10 HELLAS | - | - | - | - | - | - | - | - | - | - | - | - | - |
| 20 EUR | 115 | 10 | - | 45 | 34 | - | - | - | - | - | 204 | 9 | 213 |
| 88 TOTAL THIRD COUNTRIES | 87 | 0 | - | 2 | 1 | - | - | - | - | - | 90 | - | 90 |
| 90 INSGESAMT-TOTAAL-TOTAL | 202 | 10 | - | 48 | 35 | - | - | - | - | - | 294 | - | 294 |

B I N N E N W A S S E R - B I N N E N W A T E R E N - V O I E N A V I G A B L E 2.5.2+5 (5AY)

GRENZUEBERSCHREITENDER VERKEHR NACH RELATION UND GUETERGRUPPE EUR

INTERNATIONAAL VERVOER HAAR RELATIE EN GOEDERENGROEP 1985

TRAFIC INTERNATIONAL PAR RELATION ET GROUPE DE MARCHANDISES 1000 T

| BELADELAND LAND VAN LADING PAYS DE CHARGEMENT | ENTLADELAND | | | | LAND VAN LOSSING | | | | | PAYS DE DECHARGEMENT | | | EUR | THIRD COUNTR. TOT.(b) | INSG. TOTAAL |
|---|--------------|-------|-------|---------------|------------------|-------|------------------------|---------|--------|----------------------|---|------|-----|-----------------------------|-----------------|
| | D (a) | F (a) | I (a) | NL (a) | B (a) | L (a) | UK (a) | IRL (a) | DK (a) | HEL (a) | | | | | |
| | GUETERGRUPPE | | | GOEDERENGROEP | | | GROUPE DE MARCHANDISES | | | | | | | | |
| | 24 | | | | | | | | | | | | | | |
| 01 BR DEUTSCHLAND | - | 2 | - | 1573 | 184 | - | - | - | - | - | - | 1759 | 40 | 1799 | |
| 02 FRANCE | - | - | - | 16 | 14 | - | - | - | - | - | - | 31 | 0 | 31 | |
| 03 ITALIA | - | - | - | - | - | - | - | - | - | - | - | - | - | - | |
| 04 NEDERLAND | 331 | 5 | - | - | 201 | - | - | - | - | - | - | 537 | 35 | 572 | |
| 05 BELGIQUE/BELGIE | 35 | 1 | - | 893 | - | - | - | - | - | - | - | 929 | 49 | 978 | |
| 06 LUXEMBOURG | - | - | - | 0 | - | - | - | - | - | - | - | 0 | - | 0 | |
| 07 UNITED KINGDOM | 19 | - | - | - | - | - | - | - | - | - | - | 19 | - | 19 | |
| 08 IRELAND | - | - | - | - | - | - | - | - | - | - | - | - | - | - | |
| 09 DANMARK | - | - | - | - | - | - | - | - | - | - | - | - | - | - | |
| 10 HELLAS | - | - | - | - | - | - | - | - | - | - | - | - | - | - | |
| 20 EUR | 385 | 8 | - | 2482 | 399 | - | - | - | - | - | - | 3275 | 123 | 3398 | |
| 88 TOTAL THIRD COUNTRIES | 15 | 0 | - | 8 | 14 | - | - | - | - | - | - | 37 | - | 51 | |
| 90 INSGESAMT-TOTAAL-TOTAL | 400 | 9 | - | 2490 | 413 | - | - | - | - | - | - | 3313 | - | 3703 | |

(a) AUF DER GRUNDLAGE DES EMPFANGS-OP BASIS VAN AANVOER-SUR BASE DES RECEPTIONS
(b) AUF DER GRUNDLAGE DES VERSANDS-OP BASIS VAN AFVOER-SUR BASE DES EXPEDITIIONS

B I N N E N W A S S E R - B I N N E N W A T E R E N - V O I E N A V I G A B L E 2.6.1 (6A2)

GRENZUEBERSCHREITENDER VERKEHR NACH RELATION EUR

INTERNATIONAAL VERVOER NAAR RELATIE 1985

TRAFIC INTERNATIONAL PAR RELATION MIO TKM

| BELADELAND LAND VAN LADING PAYS DE CHARGEMENT | ENTLADELAND | | | | LAND VAN LOSSING | | | | | PAYS DE DECHARGEMENT | | | EUR | TOTAL THIRD COUNTR. | INSG. TOTAAL |
|---|-------------------|------|------|-------|------------------|------|-----|-----|----|----------------------|-------|-------|-------|---------------------------|-----------------|
| | D | F | I | NL | B | L | UK | IRL | DK | HEL | | | | | |
| | 01 BR DEUTSCHLAND | - | 1454 | - | 8061 | 2130 | 180 | 92 | 4 | 35 | - | 11957 | | | |
| 02 FRANCE | 2890 | - | - | 1191 | 786 | 23 | - | - | - | - | 4890 | 87 | 4976 | | |
| 03 ITALIA | - | - | - | - | - | - | - | - | - | - | - | - | - | | |
| 04 NEDERLAND | 24572 | 946 | - | - | 3612 | 36 | - | - | - | - | 29166 | 425 | 29591 | | |
| 05 BELGIQUE/BELGIE | 2422 | 946 | - | 2688 | - | 1 | 0 | 0 | 1 | - | 6059 | 25 | 6084 | | |
| 06 LUXEMBOURG | 224 | 2 | - | 12 | 1 | - | - | - | - | - | 239 | - | 239 | | |
| 07 UNITED KINGDOM | 34 | - | - | - | 0 | - | - | - | - | - | 34 | - | 34 | | |
| 08 IRELAND | 1 | - | - | - | - | - | - | - | - | - | 1 | - | 1 | | |
| 09 DANMARK | 40 | - | - | - | 1 | - | - | - | - | - | 41 | - | 41 | | |
| 10 HELLAS | - | - | - | - | - | - | - | - | - | - | - | - | - | | |
| 20 EUR | 30183 | 3348 | - | 11952 | 6531 | 240 | 92 | 4 | 36 | - | 52387 | 1697 | 54084 | | |
| 88 TOTAL THIRD COUNTRIES | 873 | 3 | - | 27 | 11 | 0 | - | - | - | - | 914 | - | 914 | | |
| 90 INSGESAMT-TOTAAL-TOTAL | 31056 | 3351 | - | 11979 | 6542 | 240 | 92 | 4 | 36 | - | 53301 | - | 53301 | | |

B I N N E N W A S S E R - B I N N E N W A T E R E N - V O I E N A V I G A B L E

3.1.01:01 (5B)

DURCHGANGSVERKEHR NACH LAND UND GUETERGRUPPE

BR DEUTSCHLAND

DOORVOER NAAR LAND EN GOEDERENGROEP

1985

TRAFIC DE TRANSIT PAR PAYS ET GROUPE DE MARCHANDISES

1000 T

| BELADUNG LADING CHARGEMENT | LAND DER - ENTLADUNG LOSSING DECHARGEMENT | GUETERGRUPPE | | | | GOEDERENGROEP | | | | GROUPE DE MARCHANDISES | | | | |
|----------------------------------|--|--------------|----|----|----|---------------|-----|-----|-----|------------------------|------|------|----|-----|
| | | 01 | 02 | 03 | 04 | 05 | 06 | 07 | 08 | 09 | 10 | 11 | 12 | 13 |
| 02 FRANCE | 02 FRANCE | 3 | - | - | - | - | - | - | - | - | - | - | - | - |
| | 04 NEDERLAND | 617 | - | - | 1 | - | 70 | 14 | 3 | - | 19 | 11 | 2 | 72 |
| | 05 BELGIQUE/BELGIE | 159 | - | - | - | - | 13 | 31 | 6 | - | 8 | 4 | - | 459 |
| | 06 LUXEMBOURG | - | - | - | - | - | - | - | - | - | 1 | 1 | - | - |
| | 20 EUR | 779 | - | - | 1 | - | 83 | 45 | 10 | - | 28 | 15 | 2 | 531 |
| | 36 SWITZERLAND | 2 | - | - | - | - | - | - | - | - | - | - | - | 0 |
| | 58 GERMAN DR | - | - | - | - | - | - | - | - | - | - | 1 | - | - |
| | 60 POLAND | - | - | - | - | - | - | - | - | - | - | - | - | - |
| | 71 TOTAL STATE TRAD. | - | - | - | - | - | - | - | - | - | - | 1 | - | - |
| | 88 TOTAL THIRD COUNTR | 2 | - | - | - | - | - | - | - | - | - | 1 | - | 0 |
| | 90 INSG.-TOTAAL-TOTAL | 781 | - | - | 1 | - | 83 | 45 | 10 | - | 28 | 16 | 2 | 531 |
| 04 NEDERLAND | 02 FRANCE | 21 | - | - | 6 | 1 | 19 | 15 | 411 | - | 315 | 1013 | 81 | 128 |
| | 06 LUXEMBOURG | - | - | - | - | 1 | 14 | - | 127 | - | 71 | 44 | - | 1 |
| | 09 DANMARK | 0 | - | - | - | - | 0 | - | - | - | - | - | - | - |
| | 20 EUR | 22 | - | - | 6 | 2 | 33 | 15 | 538 | - | 386 | 1057 | 81 | 129 |
| | 36 SWITZERLAND | 265 | 1 | - | 4 | 4 | 96 | 127 | 183 | - | 1491 | 16 | 3 | 296 |
| | 58 GERMAN DR | 1 | - | - | - | - | 0 | - | - | - | - | 42 | - | 29 |
| | 60 POLAND | - | - | - | - | - | 1 | - | - | - | - | - | - | 1 |
| | 71 TOTAL STATE TRAD. | 1 | - | - | - | - | 1 | - | - | - | - | 42 | - | 30 |
| | 88 TOTAL THIRD COUNTR | 265 | 1 | - | 4 | 4 | 97 | 127 | 183 | - | 1491 | 58 | 3 | 326 |
| | 90 INSG.-TOTAAL-TOTAL | 287 | 1 | - | 11 | 6 | 131 | 142 | 721 | - | 1877 | 1114 | 84 | 455 |
| 05 BELGIQUE/BELGIE | 02 FRANCE | 7 | 0 | - | 2 | 0 | 1 | - | 61 | - | 91 | 246 | 3 | 14 |
| | 06 LUXEMBOURG | - | - | - | - | 0 | 1 | - | 3 | - | 4 | - | - | 5 |
| | 20 EUR | 7 | 0 | - | 2 | 0 | 2 | - | 63 | - | 95 | 246 | 3 | 19 |
| | 36 SWITZERLAND | 61 | - | - | 6 | 3 | 10 | 12 | 58 | - | 886 | 4 | 1 | 389 |
| | 58 GERMAN DR | - | - | - | - | - | - | - | 6 | - | - | 25 | - | 4 |
| | 60 POLAND | - | - | - | - | - | 2 | - | 1 | - | - | - | - | 9 |
| | 71 TOTAL STATE TRAD. | - | - | - | - | - | 2 | - | 7 | - | - | 25 | - | 13 |
| | 88 TOTAL THIRD COUNTR | 61 | - | - | 6 | 3 | 13 | 12 | 64 | - | 886 | 29 | 1 | 403 |
| | 90 INSG.-TOTAAL-TOTAL | 68 | 0 | - | 8 | 3 | 15 | 12 | 127 | - | 980 | 275 | 4 | 422 |

B I N N E N W A S S E R - B I N N E N W A T E R E N - V O I E N A V I G A B L E

3.1.01:02 (5B)

DURCHGANGSVERKEHR NACH LAND UND GUETERGRUPPE

BR DEUTSCHLAND

DOORVOER NAAR LAND EN GOEDERENGROEP

1985

TRAFIC DE TRANSIT PAR PAYS ET GROUPE DE MARCHANDISES

1000 T

| BELADUNG LADING CHARGEMENT | LAND DER - ENTLADUNG LOSSING DECHARGEMENT | GUETERGRUPPE | | | | GOEDERENGROEP | | | | GROUPE DE MARCHANDISES | | | | |
|----------------------------------|--|--------------|------|-----|----|---------------|-----|----|----|------------------------|----|----|-------|---|
| | | 14 | 15 | 16 | 17 | 18 | 19 | 20 | 21 | 22 | 23 | 24 | 01-24 | |
| 02 FRANCE | 02 FRANCE | - | - | 1 | - | 1 | - | 0 | - | - | - | - | - | 5 |
| | 04 NEDERLAND | 1 | 1290 | 85 | 3 | 24 | 0 | 15 | 7 | - | 0 | 16 | 2250 | - |
| | 05 BELGIQUE/BELGIE | 1 | 127 | 49 | - | 90 | - | 8 | 2 | - | 0 | 31 | 990 | - |
| | 06 LUXEMBOURG | - | 30 | 0 | - | - | - | - | - | - | - | - | 31 | - |
| | 20 EUR | 2 | 1447 | 135 | 3 | 115 | 0 | 23 | 9 | - | 0 | 47 | 3276 | - |
| | 36 SWITZERLAND | - | - | - | - | - | - | - | - | - | - | - | 2 | - |
| | 58 GERMAN DR | - | - | - | - | - | - | - | - | - | - | - | 1 | - |
| | 60 POLAND | - | 1 | - | - | - | - | - | - | - | - | - | 1 | - |
| | 71 TOTAL STATE TRAD. | - | 1 | - | - | - | - | - | - | - | - | - | 3 | - |
| | 88 TOTAL THIRD COUNTR | - | 1 | - | - | - | - | - | - | - | - | - | 5 | - |
| | 90 INSG.-TOTAAL-TOTAL | 2 | 1448 | 135 | 3 | 115 | 0 | 23 | 9 | - | 0 | 47 | 3281 | - |
| 04 NEDERLAND | 02 FRANCE | 1 | 44 | 202 | - | 97 | 60 | 1 | 1 | 0 | 8 | 4 | 2428 | - |
| | 06 LUXEMBOURG | 1 | 11 | 6 | - | - | - | - | - | - | - | - | 275 | - |
| | 09 DANMARK | - | - | - | - | - | 1 | - | - | - | - | - | 1 | - |
| | 20 EUR | 2 | 55 | 207 | - | 97 | 60 | 1 | 1 | 0 | 8 | 4 | 2705 | - |
| | 36 SWITZERLAND | 7 | 36 | 24 | 4 | 260 | 161 | 2 | 6 | 2 | 0 | 17 | 3006 | - |
| | 58 GERMAN DR | - | 1 | 0 | - | - | - | - | 0 | - | - | - | 73 | - |
| | 60 POLAND | - | - | - | - | 0 | - | - | - | - | - | - | 2 | - |
| | 71 TOTAL STATE TRAD. | - | 1 | 0 | - | 0 | - | - | 0 | - | - | - | 75 | - |
| | 88 TOTAL THIRD COUNTR | 7 | 37 | 24 | 4 | 260 | 161 | 2 | 6 | 2 | 0 | 17 | 3081 | - |
| | 90 INSG.-TOTAAL-TOTAL | 9 | 91 | 232 | 4 | 357 | 221 | 3 | 7 | 2 | 8 | 22 | 5786 | - |
| 05 BELGIQUE/BELGIE | 02 FRANCE | - | 39 | 152 | - | 31 | 67 | 2 | 0 | - | 1 | 1 | 717 | - |
| | 06 LUXEMBOURG | - | 15 | 2 | - | - | 67 | 2 | 0 | - | - | - | 28 | - |
| | 20 EUR | - | 54 | 154 | - | 31 | 67 | 2 | 0 | - | 1 | 1 | 745 | - |
| | 36 SWITZERLAND | - | 73 | 20 | - | 1 | 19 | 0 | 7 | 1 | 1 | 3 | 1554 | - |
| | 58 GERMAN DR | - | 1 | - | - | - | - | - | - | - | - | - | 35 | - |
| | 60 POLAND | - | - | 18 | - | - | - | - | - | - | - | - | 30 | - |
| | 71 TOTAL STATE TRAD. | - | 1 | 18 | - | - | - | - | - | - | - | - | 66 | - |
| | 88 TOTAL THIRD COUNTR | - | 74 | 37 | - | 1 | 19 | 0 | 7 | 1 | 1 | 3 | 1620 | - |
| | 90 INSG.-TOTAAL-TOTAL | - | 127 | 191 | - | 32 | 86 | 2 | 7 | 1 | 2 | 3 | 2365 | - |

B I N N E N W A S S E R - B I N N E N W A T E R E N - V O I E N A V I G A B L E

3.1.01:03 (5B)

DURCHGANGSVERKEHR NACH LAND UND GUETERGRUPPE

BR DEUTSCHLAND

DOORVOER NAAR LAND EN GOEDERENGROEP

1985

TRAFIC DE TRANSIT PAR PAYS ET GROUPE DE MARCHANDISES

1000 T

| LAND DER LADING CHARGEMENT | LAND VAN ENTLADING LOSSING DECHARGEMENT | GUETERGRUPPE | | | | GOEDERENGROEP | | | | GROUPE DE MARCHANDISES | | | | |
|----------------------------------|--|--------------|----|----|----|---------------|-----|-----|-----|------------------------|------|------|----|------|
| | | 01 | 02 | 03 | 04 | 05 | 06 | 07 | 08 | 09 | 10 | 11 | 12 | 13 |
| 06 LUXEMBOURG | 02 FRANCE | - | - | - | - | - | - | - | - | - | - | - | - | 0 |
| | 04 NEDERLAND | - | - | - | - | - | - | - | 1 | - | - | - | - | 78 |
| | 05 BELGIE/BELGIE | 1 | - | - | - | - | - | - | 1 | - | - | - | - | 50 |
| | 20 EUR | 1 | - | - | - | - | - | - | 1 | - | - | - | - | 127 |
| | 90 INSG.-TOTAAL-TOTAL | 1 | - | - | - | - | - | - | 1 | - | - | - | - | 127 |
| 20 EUR | 02 FRANCE | 31 | 0 | - | 9 | 1 | 20 | 15 | 472 | - | 406 | 1259 | 84 | 142 |
| | 04 NEDERLAND | 617 | - | - | 1 | - | 70 | 14 | 4 | - | 19 | 11 | 2 | 150 |
| | 05 BELGIE/BELGIE | 160 | - | - | - | - | 13 | 31 | 7 | - | 8 | 4 | - | 509 |
| | 06 LUXEMBOURG | - | - | - | - | 1 | 15 | - | 130 | - | 76 | 44 | - | 0 |
| | 09 DANMARK | 0 | - | - | - | - | 0 | - | - | - | - | - | - | - |
| | 20 EUR | 808 | 0 | - | 10 | 2 | 118 | 59 | 612 | - | 509 | 1318 | 86 | 806 |
| | 36 SWITZERLAND | 328 | 1 | - | 10 | 7 | 107 | 139 | 241 | - | 2376 | 21 | 4 | 686 |
| | 58 GERMAN DR | 1 | - | - | - | - | 0 | - | 6 | - | - | 67 | - | 33 |
| | 60 POLAND | - | - | - | - | - | 3 | - | 1 | - | - | - | - | 10 |
| | 71 TOTAL STATE TRAD. | 1 | - | - | - | - | 4 | - | 7 | - | - | 67 | - | 44 |
| | 88 TOTAL THIRD COUNTR | 328 | 1 | - | 10 | 7 | 110 | 139 | 247 | - | 2376 | 88 | 4 | 730 |
| | 90 INSG.-TOTAAL-TOTAL | 1136 | 1 | - | 20 | 9 | 228 | 199 | 860 | - | 2885 | 1406 | 90 | 1536 |
| 36 SWITZERLAND | 02 FRANCE | - | - | - | - | - | - | - | - | - | - | 2 | - | 1 |
| | 04 NEDERLAND | - | - | - | 0 | 2 | 7 | 0 | 2 | - | 5 | - | 1 | 31 |
| | 05 BELGIE/BELGIE | - | - | - | - | - | 4 | - | 0 | - | 0 | - | 4 | 71 |
| | 20 EUR | - | - | - | 0 | 2 | 11 | 0 | 2 | - | 5 | 2 | 5 | 103 |
| | 90 INSG.-TOTAAL-TOTAL | - | - | - | 0 | 2 | 11 | 0 | 2 | - | 5 | 2 | 5 | 103 |
| 58 GERMAN DR | 02 FRANCE | - | - | - | - | - | - | - | - | - | - | - | - | 1 |
| | 04 NEDERLAND | - | - | - | - | - | 1 | 5 | 8 | - | - | 0 | 0 | 5 |
| | 05 BELGIE/BELGIE | - | - | - | - | - | 1 | - | 39 | - | - | - | - | 10 |
| | 06 LUXEMBOURG | - | - | - | - | - | - | - | - | - | - | - | - | - |
| | 20 EUR | - | - | - | - | 2 | 5 | 47 | - | - | - | 0 | 0 | 16 |
| | 36 SWITZERLAND | - | - | - | - | - | - | - | - | - | - | - | - | - |
| | 88 TOTAL THIRD COUNTR | - | - | - | - | - | - | - | - | - | - | - | - | - |
| | 90 INSG.-TOTAAL-TOTAL | - | - | - | - | - | 2 | 5 | 47 | - | - | 0 | 0 | 16 |

B I N N E N W A S S E R - B I N N E N W A T E R E N - V O I E N A V I G A B L E

3.1.01:04 (5B)

DURCHGANGSVERKEHR NACH LAND UND GUETERGRUPPE

BR DEUTSCHLAND

DOORVOER NAAR LAND EN GOEDERENGROEP

1985

TRAFIC DE TRANSIT PAR PAYS ET GROUPE DE MARCHANDISES

1000 T

| LAND DER LADING CHARGEMENT | LAND VAN ENTLADING LOSSING DECHARGEMENT | GUETERGRUPPE | | | | GOEDERENGROEP | | | | GROUPE DE MARCHANDISES | | | | |
|----------------------------------|--|--------------|------|-----|----|---------------|-----|----|----|------------------------|----|----|-------|-----|
| | | 14 | 15 | 16 | 17 | 18 | 19 | 20 | 21 | 22 | 23 | 24 | 01-24 | |
| 06 LUXEMBOURG | 02 FRANCE | - | - | - | - | - | - | - | - | - | - | - | - | 0 |
| | 04 NEDERLAND | - | 3 | - | - | - | - | 1 | 2 | - | - | - | 0 | 85 |
| | 05 BELGIE/BELGIE | - | - | - | - | - | - | - | 4 | - | - | - | 1 | 56 |
| | 20 EUR | - | 3 | - | - | - | - | 1 | 6 | - | - | - | 1 | 141 |
| | 90 INSG.-TOTAAL-TOTAL | - | 3 | - | - | - | - | 1 | 6 | - | - | - | 1 | 141 |
| 20 EUR | 02 FRANCE | 1 | 83 | 355 | - | 129 | 126 | 3 | 1 | 0 | 8 | 5 | 3150 | |
| | 04 NEDERLAND | 1 | 1294 | 85 | 3 | 24 | 0 | 16 | 9 | - | 0 | 17 | 2335 | |
| | 05 BELGIE/BELGIE | 1 | 127 | 49 | - | 90 | - | 8 | 6 | - | 0 | 32 | 1047 | |
| | 06 LUXEMBOURG | 1 | 55 | 8 | - | - | - | - | - | - | - | - | 335 | |
| | 09 DANMARK | - | - | - | - | - | 1 | - | - | - | - | - | 11 | |
| | 20 EUR | 4 | 1558 | 497 | 3 | 243 | 127 | 27 | 17 | 0 | 9 | 54 | 6867 | |
| | 36 SWITZERLAND | 7 | 109 | 44 | 4 | 260 | 180 | 3 | 13 | 3 | 2 | 20 | 4563 | |
| | 58 GERMAN DR | - | 2 | 0 | - | - | - | - | 0 | - | - | - | 109 | |
| | 60 POLAND | - | 1 | 18 | - | 0 | - | - | - | - | - | - | 33 | |
| | 71 TOTAL STATE TRAD. | - | 3 | 18 | - | 0 | - | - | 0 | - | - | - | 143 | |
| | 88 TOTAL THIRD COUNTR | 7 | 112 | 62 | 4 | 261 | 180 | 3 | 14 | 3 | 2 | 20 | 4706 | |
| | 90 INSG.-TOTAAL-TOTAL | 11 | 1671 | 558 | 7 | 504 | 307 | 29 | 30 | 3 | 10 | 74 | 11573 | |
| 36 SWITZERLAND | 02 FRANCE | - | - | - | - | - | - | - | - | - | - | - | 3 | |
| | 04 NEDERLAND | - | 5 | - | - | 5 | 0 | 24 | 1 | 0 | 2 | 7 | 92 | |
| | 05 BELGIE/BELGIE | 0 | 12 | 1 | - | 4 | - | 5 | 2 | - | 0 | 2 | 105 | |
| | 20 EUR | 0 | 17 | 1 | - | 9 | 0 | 28 | 3 | 0 | 2 | 9 | 199 | |
| | 90 INSG.-TOTAAL-TOTAL | 0 | 17 | 1 | - | 9 | 0 | 28 | 3 | 0 | 2 | 9 | 199 | |
| 58 GERMAN DR | 02 FRANCE | - | - | - | - | - | - | - | - | - | - | - | 1 | |
| | 04 NEDERLAND | - | 33 | 18 | - | 1 | - | - | - | - | - | 1 | 72 | |
| | 05 BELGIE/BELGIE | - | 12 | 28 | - | 8 | - | - | 1 | - | - | - | 100 | |
| | 06 LUXEMBOURG | - | 3 | - | - | - | - | - | - | - | - | - | 3 | |
| | 20 EUR | - | 49 | 46 | - | 9 | - | - | 1 | - | - | 1 | 177 | |
| | 36 SWITZERLAND | - | - | - | - | 1 | - | - | - | - | - | - | 1 | |
| | 88 TOTAL THIRD COUNTR | - | - | - | - | 1 | - | - | - | - | - | - | 1 | |
| | 90 INSG.-TOTAAL-TOTAL | - | 49 | 46 | - | 11 | - | - | 1 | - | - | 1 | 178 | |

BINNENWASSER - BINNENWATEREN - VOIE NAVIGABLE

3.1.01:05 (5B)

DURCHGANGSVERKEHR NACH LAND UND GUETERGRUPPE

BR DEUTSCHLAND

DOORVOER NAAR LAND EN GOEDERENGROEP

1985

TRAFIC DE TRANSIT PAR PAYS ET GROUPE DE MARCHANDISES

1000 T

| LAND DER - BELADUNG LADING CHARGEMENT | LAND VAN - ENTLADUNG LOSSING DECHARGEMENT | GUETERGRUPPE | | | | GOEDERENGROEP | | | | GROUPE DE MARCHANDISES | | | | |
|--|--|--------------|----|----|----|---------------|----|----|-----|------------------------|-----|------|----|-----|
| | | 01 | 02 | 03 | 04 | 05 | 06 | 07 | 08 | 09 | 10 | 11 | 12 | 13 |
| 60 POLAND | 02 FRANCE | - | - | - | - | - | - | - | - | - | - | - | - | - |
| | 04 NEDERLAND | - | - | - | - | - | 1 | - | - | - | - | - | 2 | 0 |
| | 05 BELGIQUE/BELGIE | - | 0 | - | - | - | 1 | - | - | - | - | - | - | 1 |
| | 06 LUXEMBOURG | - | - | - | - | - | - | - | - | - | - | - | - | 1 |
| | 20 EUR | - | 0 | - | - | - | 2 | - | - | - | - | 2 | 0 | 13 |
| | 36 SWITZERLAND | - | - | - | - | - | - | - | - | 3 | - | - | - | - |
| | 88 TOTAL THIRD COUNTR | - | - | - | - | - | - | - | - | 3 | - | - | - | - |
| | 90 INSG.-TOTAAL-TOTAL | - | 0 | - | - | - | 2 | - | - | 3 | - | - | 2 | 13 |
| 62 CZECHOSLDVAKIA | 04 NEDERLAND | - | - | - | - | - | - | - | - | - | - | - | - | - |
| | 20 EUR | - | - | - | - | - | - | - | - | - | - | - | - | - |
| | 90 INSG.-TOTAAL-TOTAL | - | - | - | - | - | - | - | - | - | - | - | - | - |
| 71 TOTAL STATE TRA | 02 FRANCE | - | - | - | - | - | - | - | - | - | - | - | - | 1 |
| | 04 NEDERLAND | - | - | - | - | - | 2 | 5 | 8 | - | - | 3 | 1 | 16 |
| | 05 BELGIQUE/BELGIE | - | 0 | - | - | - | 2 | 39 | - | - | - | - | - | 11 |
| | 06 LUXEMBOURG | - | - | - | - | - | - | - | - | - | - | - | - | 1 |
| | 20 EUR | - | 0 | - | - | - | 4 | 5 | 47 | - | - | 3 | 1 | 29 |
| | 36 SWITZERLAND | - | - | - | - | - | - | - | 3 | - | - | - | - | - |
| | 88 TOTAL THIRD COUNTR | - | - | - | - | - | - | - | 3 | - | - | - | - | - |
| | 90 INSG.-TOTAAL-TOTAL | - | 0 | - | - | - | 4 | 5 | 49 | - | - | 3 | 1 | 29 |
| 88 TOTAL THIRD COU | 02 FRANCE | - | - | - | - | - | - | 9 | - | - | - | - | 2 | 2 |
| | 04 NEDERLAND | - | - | - | 0 | 2 | 9 | 5 | 39 | - | 5 | 3 | 2 | 47 |
| | 05 BELGIQUE/BELGIE | - | 0 | - | - | - | 6 | - | - | - | 0 | - | 4 | 82 |
| | 06 LUXEMBOURG | - | - | - | - | - | - | - | - | - | - | - | - | 1 |
| | 20 EUR | - | 0 | - | 0 | 2 | 15 | 5 | 49 | - | 5 | 5 | 5 | 132 |
| | 36 SWITZERLAND | - | - | - | - | - | - | - | - | 3 | - | - | - | - |
| | 88 TOTAL THIRD COUNTR | - | - | - | - | - | - | - | - | 3 | - | - | - | - |
| | 90 INSG.-TOTAAL-TOTAL | - | 0 | - | 0 | 2 | 15 | 5 | 52 | - | 5 | 5 | 5 | 132 |
| 90 INSG.-TOTAAL-TOT | 02 FRANCE | 31 | 0 | - | 9 | 1 | 20 | 15 | 472 | - | 406 | 1261 | 84 | 144 |
| | 04 NEDERLAND | 617 | - | - | 1 | 2 | 79 | 19 | 14 | - | 24 | 13 | 4 | 197 |

BINNENWASSER - BINNENWATEREN - VOIE NAVIGABLE

3.1.01:06 (5B)

DURCHGANGSVERKEHR NACH LAND UND GUETERGRUPPE

BR DEUTSCHLAND

DOORVOER NAAR LAND EN GOEDERENGROEP

1985

TRAFIC DE TRANSIT PAR PAYS ET GROUPE DE MARCHANDISES

1000 T

| LAND DER - BELADUNG LADING CHARGEMENT | LAND VAN - ENTLADUNG LOSSING DECHARGEMENT | GUETERGRUPPE | | | | GOEDERENGROEP | | | | GROUPE DE MARCHANDISES | | | | |
|--|--|--------------|------|-----|----|---------------|-----|----|----|------------------------|----|----|-------|------|
| | | 14 | 15 | 16 | 17 | 18 | 19 | 20 | 21 | 22 | 23 | 24 | 01-24 | |
| 60 POLAND | 02 FRANCE | 2 | 1 | - | - | - | - | - | - | - | - | - | - | 3 |
| | 04 NEDERLAND | 4 | 33 | - | - | 7 | - | - | - | 6 | - | - | - | 33 |
| | 05 BELGIQUE/BELGIE | 6 | 0 | - | - | - | - | 1 | 0 | 4 | - | 1 | - | 15 |
| | 06 LUXEMBOURG | 0 | 4 | - | - | - | - | - | - | - | - | - | - | 2 |
| | 20 EUR | 13 | 2 | - | - | 7 | - | 1 | 0 | 11 | - | 1 | - | 53 |
| | 36 SWITZERLAND | - | - | - | - | - | - | - | - | - | - | - | - | 3 |
| | 88 TOTAL THIRD COUNTR | - | - | - | - | - | - | - | - | - | - | - | - | 3 |
| | 90 INSG.-TOTAAL-TOTAL | 13 | 2 | - | - | 7 | - | 1 | 0 | 11 | - | 1 | - | 56 |
| 62 CZECHOSLOVAKIA | 04 NEDERLAND | - | - | - | - | - | - | - | - | 1 | - | - | - | 1 |
| | 20 EUR | - | - | - | - | - | - | - | - | 1 | - | - | - | 1 |
| | 90 INSG.-TOTAAL-TOTAL | - | - | - | - | - | - | - | - | 1 | - | - | - | 1 |
| 71 TOTAL STATE TRA | 02 FRANCE | 2 | 1 | - | - | - | - | - | - | - | - | - | - | 5 |
| | 04 NEDERLAND | 4 | 33 | 18 | - | 8 | - | - | - | 7 | - | 1 | - | 106 |
| | 05 BELGIQUE/BELGIE | 6 | 13 | 28 | - | 8 | - | 1 | 1 | 4 | - | 1 | - | 115 |
| | 06 LUXEMBOURG | 0 | 4 | - | - | - | - | - | - | - | - | - | - | 5 |
| | 20 EUR | 13 | 51 | 46 | - | 16 | - | 1 | 1 | 11 | - | 1 | - | 230 |
| | 36 SWITZERLAND | - | - | - | - | 1 | - | - | - | - | - | - | - | 4 |
| | 88 TOTAL THIRD COUNTR | - | - | - | - | 1 | - | - | - | - | - | - | - | 4 |
| | 90 INSG.-TOTAAL-TOTAL | 13 | 51 | 46 | - | 18 | - | 1 | 1 | 11 | - | 1 | - | 234 |
| 88 TOTAL THIRD COU | 02 FRANCE | 2 | 1 | - | - | - | - | - | - | - | - | - | - | 8 |
| | 04 NEDERLAND | 4 | 38 | 18 | - | 13 | 0 | 24 | 1 | 7 | 2 | 8 | - | 197 |
| | 05 BELGIQUE/BELGIE | 6 | 25 | 30 | - | 12 | - | 6 | 3 | 4 | 0 | 3 | - | 220 |
| | 06 LUXEMBOURG | 0 | 4 | - | - | - | - | - | - | - | - | - | - | 5 |
| | 20 EUR | 13 | 68 | 48 | - | 25 | 0 | 29 | 3 | 11 | 2 | 11 | - | 430 |
| | 36 SWITZERLAND | - | - | - | - | 1 | - | - | - | - | - | - | - | 4 |
| | 88 TOTAL THIRD COUNTR | - | - | - | - | 1 | - | - | - | - | - | - | - | 4 |
| | 90 INSG.-TOTAAL-TOTAL | 13 | 68 | 48 | - | 26 | 0 | 29 | 3 | 11 | 2 | 11 | - | 434 |
| 90 INSG.-TOTAAL-TOT | 02 FRANCE | 3 | 84 | 355 | - | 129 | 126 | 3 | 1 | 0 | 8 | 5 | - | 3157 |
| | 04 NEDERLAND | 5 | 1332 | 103 | 3 | 37 | 0 | 39 | 10 | 7 | 3 | 24 | - | 2532 |

B I N N E N W A S S E R - B I N N E N W A T E R E N - V O I E N A V I G A B L E

3.1.01:07 (5B)

DURCHGANGSVERKEHR NACH LAND UND GUETERGRUPPE

BR DEUTSCHLAND

DOORVOER NAAR LAND EN GOEDERENGROEP

1985

TRAFIC DE TRANSIT PAR PAYS ET GROUPE DE MARCHANDISES

1000 T

| LAND DER - LAND VAN - PAYS DE BELADUNG LADING CHARGEMENT | ENTLADUNG LOSSING DECHARGEMENT | GUETERGRUPPE | | | | | GOEDERENGROEP | | | | | GROUPE DE MARCHANDISES | | | | |
|---|--------------------------------------|--------------|----|----|----|----|---------------|-----|-----|----|------|------------------------|----|------|--|--|
| | | 01 | 02 | 03 | 04 | 05 | 06 | 07 | 08 | 09 | 10 | 11 | 12 | 13 | | |
| 90 INSG.-TOTAAL-TOTAL | 05 BELGIQUE/BELGIE | 160 | 0 | - | - | - | 19 | 31 | 47 | - | 8 | 4 | 4 | 591 | | |
| | 06 LUXEMBOURG | - | - | - | - | 1 | 15 | - | 130 | - | 76 | 44 | - | 7 | | |
| | 09 DANMARK | 0 | - | - | - | - | 0 | - | - | - | - | - | - | - | | |
| | 20 EUR | 808 | 0 | - | 10 | 4 | 133 | 65 | 661 | - | 514 | 1323 | 91 | 938 | | |
| | 36 SWITZERLAND | 328 | 1 | - | 10 | 7 | 107 | 139 | 243 | - | 2376 | 21 | 4 | 686 | | |
| | 58 GERMAN DR | 1 | - | - | - | - | 0 | - | 6 | - | - | 67 | - | 33 | | |
| | 60 POLAND | - | - | - | - | - | 3 | - | 1 | - | - | - | - | 10 | | |
| | 71 TOTAL STATE TRAD. | 1 | - | - | - | - | 4 | - | 7 | - | - | 67 | - | 44 | | |
| | 88 TOTAL THIRD COUNTR | 328 | 1 | - | 10 | 7 | 110 | 139 | 250 | - | 2376 | 88 | 4 | 730 | | |
| | 90 INSG.-TOTAAL-TOTAL | 1136 | 1 | - | 20 | 11 | 243 | 204 | 911 | - | 2891 | 1411 | 95 | 1668 | | |

B I N N E N W A S S E R - B I N N E N W A T E R E N - V O I E N A V I G A B L E

3.1.01:08 (5B)

DURCHGANGSVERKEHR NACH LAND UND GUETERGRUPPE

BR DEUTSCHLAND

DOORVOER NAAR LAND EN GOEDERENGROEP

1985

TRAFIC DE TRANSIT PAR PAYS ET GROUPE DE MARCHANDISES

1000 T

| LAND DER - LAND VAN - PAYS DE BELADUNG LADING CHARGEMENT | ENTLADUNG LOSSING DECHARGEMENT | GUETERGRUPPE | | | | | GOEDERENGROEP | | | | | GROUPE DE MARCHANDISES | | | | |
|---|--------------------------------------|--------------|------|-----|----|-----|---------------|----|----|----|----|------------------------|-------|--|--|--|
| | | 14 | 15 | 16 | 17 | 18 | 19 | 20 | 21 | 22 | 23 | 24 | 01-24 | | | |
| 90 INSG.-TOTAAL-TOTAL | 05 BELGIQUE/BELGIE | 7 | 152 | 79 | - | 103 | - | 14 | 9 | 4 | 0 | 35 | 1267 | | | |
| | 06 LUXEMBOURG | 1 | 59 | 8 | - | - | - | - | - | - | - | - | 339 | | | |
| | 09 DANMARK | - | - | - | - | - | 1 | - | - | - | - | - | 1 | | | |
| | 20 EUR | 17 | 1626 | 544 | 3 | 268 | 127 | 56 | 20 | 11 | 11 | 64 | 7297 | | | |
| | 36 SWITZERLAND | 7 | 109 | 44 | 4 | 262 | 180 | 3 | 13 | 3 | 2 | 20 | 4567 | | | |
| | 58 GERMAN DR | - | 2 | 0 | - | - | - | - | 0 | - | - | - | 109 | | | |
| | 60 POLAND | - | 1 | 18 | - | 0 | - | - | - | - | - | - | 33 | | | |
| | 71 TOTAL STATE TRAD. | - | 3 | 18 | - | 0 | - | - | 0 | - | - | - | 143 | | | |
| | 88 TOTAL THIRD COUNTR | 7 | 112 | 62 | 4 | 262 | 180 | 3 | 14 | 3 | 2 | 20 | 4710 | | | |
| | 90 INSG.-TOTAAL-TOTAL | 24 | 1739 | 606 | 7 | 530 | 307 | 59 | 34 | 14 | 13 | 85 | 12007 | | | |

B I N N E N W A S S E R - B I N N E N W A T E R E N - V O I E N A V I G A B L E

3.1.02:01 (5B)

DURCHGANGSVERKEHR NACH LAND UND GUETERGRUPPE

FRANCE

DOORVOER NAAR LAND EN GOEDERENGROEP

1985

TRAFIC DE TRANSIT PAR PAYS ET GROUPE DE MARCHANDISES

1000 T

| LAND DER - LAND VAN - PAYS DE BELADUNG LADING CHARGEMENT | ENTLADUNG LOSSING DECHARGEMENT | GUETERGRUPPE | | | | | GOEDERENGROEP | | | | | GROUPE DE MARCHANDISES | | | | |
|---|--------------------------------------|--------------|----|----|----|----|---------------|----|-----|----|------|------------------------|-----|----|--|--|
| | | 01 | 02 | 03 | 04 | 05 | 06 | 07 | 08 | 09 | 10 | 11 | 12 | 13 | | |
| 01 BR DEUTSCHLAND | 01 BR DEUTSCHLAND | 6 | - | - | - | - | - | - | 12 | - | 55 | - | 3 | 3 | | |
| | 04 NEDERLAND | 3 | - | - | - | - | - | - | 1 | - | - | - | - | | | |
| | 05 BELGIQUE/BELGIE | - | - | - | - | - | - | - | 1 | - | - | - | - | | | |
| | 20 EUR | 9 | - | - | - | - | - | - | 14 | - | 55 | - | 3 | | | |
| | 36 SWITZERLAND | 1 | - | - | 0 | - | 6 | 2 | 59 | 12 | 591 | 4 | 348 | | | |
| | 88 TOTAL THIRD COUNTR | 1 | - | - | 0 | - | 6 | 2 | 59 | 12 | 591 | 4 | 348 | | | |
| | 90 INSG.-TOTAAL-TOTAL | 10 | - | - | 0 | - | 6 | 2 | 73 | 12 | 646 | 4 | 351 | | | |
| 04 NEDERLAND | 01 BR DEUTSCHLAND | 3 | - | - | - | - | 2 | 1 | 79 | 3 | 31 | - | 32 | | | |
| | 20 EUR | 3 | - | - | - | - | 2 | 1 | 79 | 3 | 31 | - | 32 | | | |
| | 36 SWITZERLAND | 139 | 0 | - | 1 | 3 | 37 | 79 | 134 | 15 | 686 | 1 | 137 | | | |
| | 88 TOTAL THIRD COUNTR | 139 | 0 | - | 1 | 3 | 37 | 79 | 134 | 15 | 686 | 1 | 137 | | | |
| | 90 INSG.-TOTAAL-TOTAL | 142 | 0 | - | 1 | 3 | 39 | 81 | 213 | 18 | 717 | 1 | 149 | | | |
| 05 BELGIQUE/BELGIE | 01 BR DEUTSCHLAND | - | - | - | 0 | - | - | - | 1 | - | 4 | - | 1 | | | |
| | 20 EUR | - | - | - | 0 | - | - | - | 1 | - | 4 | - | 1 | | | |
| | 36 SWITZERLAND | 33 | - | - | 2 | 2 | 2 | 8 | 34 | 7 | 411 | 4 | 187 | | | |
| | 88 TOTAL THIRD COUNTR | 33 | - | - | 2 | 2 | 2 | 8 | 34 | 7 | 411 | 4 | 187 | | | |
| | 90 INSG.-TOTAAL-TOTAL | 33 | - | - | 2 | 2 | 2 | 8 | 35 | 7 | 415 | 4 | 188 | | | |
| 06 LUXEMBOURG | 01 BR DEUTSCHLAND | - | - | - | - | - | - | - | - | - | - | - | - | | | |
| | 20 EUR | - | - | - | - | - | - | - | - | - | - | - | - | | | |
| | 90 INSG.-TOTAAL-TOTAL | - | - | - | - | - | - | - | - | - | - | - | - | | | |
| 20 EUR | 01 BR DEUTSCHLAND | 9 | - | - | 0 | - | 2 | 1 | 92 | 3 | 90 | - | 35 | | | |
| | 04 NEDERLAND | 3 | - | - | - | - | - | - | 1 | - | - | - | - | | | |
| | 05 BELGIQUE/BELGIE | - | - | - | - | - | - | - | 1 | - | - | - | - | | | |
| | 20 EUR | 11 | - | - | 0 | - | 2 | 1 | 94 | 3 | 90 | - | 35 | | | |
| | 36 SWITZERLAND | 174 | 0 | - | 3 | 5 | 46 | 90 | 227 | 34 | 1688 | 9 | 672 | | | |
| | 88 TOTAL THIRD COUNTR | 174 | 0 | - | 3 | 5 | 46 | 90 | 227 | 34 | 1688 | 9 | 672 | | | |

B I N N E N W A S S E R - B I N N E N W A T E R E N - V O I E N A V I G A B L E

3.1.02:02 (5B)

DURCHGANGSVERKEHR NACH LAND UND GUETERGRUPPE

FRANCE

DOORVOER NAAR LAND EN GOEDERENGROEP

1985

TRAFIC DE TRANSIT PAR PAYS ET GROUPE DE MARCHANDISES

1000 T

| LAND DER - LAND VAN - PAYS DE BELADUNG LADING CHARGEMENT | ENTLADUNG LOSSING DECHARGEMENT | GUETERGRUPPE | | | | | GOEDERENGROEP | | | | | GROUPE DE MARCHANDISES | | | | |
|---|--------------------------------------|--------------|-----|----|----|----|---------------|----|----|----|----|------------------------|-------|--|--|--|
| | | 14 | 15 | 16 | 17 | 18 | 19 | 20 | 21 | 22 | 23 | 24 | 01-24 | | | |
| 01 BR DEUTSCHLAND | 01 BR DEUTSCHLAND | - | 355 | - | - | 8 | 1 | 1 | - | - | - | 0 | 443 | | | |
| | 04 NEDERLAND | - | 390 | - | - | - | - | 0 | - | - | 2 | 396 | | | | |
| | 05 BELGIQUE/BELGIE | - | 21 | - | - | - | - | 0 | - | - | 0 | 22 | | | | |
| | 20 EUR | - | 765 | - | - | 8 | 1 | 2 | - | - | 2 | 861 | | | | |
| | 36 SWITZERLAND | 2 | 28 | 5 | 12 | 3 | - | 0 | - | 1 | 1 | 6 | | | | |
| | 88 TOTAL THIRD COUNTR | 2 | 28 | 5 | 12 | 3 | - | 0 | - | 1 | 1 | 6 | | | | |
| | 90 INSG.-TOTAAL-TOTAL | 2 | 794 | 5 | 12 | 11 | 1 | 2 | - | 1 | 1 | 8 | | | | |
| 04 NEDERLAND | 01 BR DEUTSCHLAND | - | 36 | 1 | - | 5 | 21 | 15 | - | - | 1 | 1 | | | | |
| | 20 EUR | - | 36 | 1 | - | 5 | 21 | 15 | - | - | 1 | 1 | | | | |
| | 36 SWITZERLAND | - | 219 | 13 | 2 | 6 | 117 | 2 | - | - | 1 | 13 | | | | |
| | 88 TOTAL THIRD COUNTR | - | 219 | 13 | 2 | 6 | 117 | 2 | - | - | 1 | 13 | | | | |
| | 90 INSG.-TOTAAL-TOTAL | - | 255 | 15 | 2 | 11 | 138 | 17 | - | - | 1 | 13 | | | | |
| 05 BELGIQUE/BELGIE | 01 BR DEUTSCHLAND | - | 7 | - | - | - | 4 | - | - | - | 0 | 0 | | | | |
| | 20 EUR | - | 7 | - | - | - | 4 | - | - | - | 0 | 0 | | | | |
| | 36 SWITZERLAND | - | 35 | 10 | - | - | 11 | 0 | - | - | 1 | 2 | | | | |
| | 88 TOTAL THIRD COUNTR | - | 35 | 10 | - | - | 11 | 0 | - | - | 1 | 2 | | | | |
| | 90 INSG.-TOTAAL-TOTAL | - | 42 | 10 | - | - | 16 | 0 | - | - | 1 | 2 | | | | |
| 06 LUXEMBOURG | 01 BR DEUTSCHLAND | - | 1 | - | - | - | - | - | - | - | - | - | | | | |
| | 20 EUR | - | 1 | - | - | - | - | - | - | - | - | - | | | | |
| | 90 INSG.-TOTAAL-TOTAL | - | 1 | - | - | - | - | - | - | - | - | - | | | | |
| 20 EUR | 01 BR DEUTSCHLAND | - | 399 | 1 | - | 13 | 26 | 16 | - | - | 1 | 1 | | | | |
| | 04 NEDERLAND | - | 390 | - | - | - | - | 0 | - | - | - | 2 | | | | |
| | 05 BELGIQUE/BELGIE | - | 21 | - | - | - | - | 0 | - | - | - | 0 | | | | |
| | 20 EUR | - | 810 | 1 | - | 13 | 26 | 17 | - | - | 1 | 3 | | | | |
| | 36 SWITZERLAND | 2 | 282 | 28 | 14 | 9 | 128 | 2 | - | 1 | 2 | 21 | | | | |
| | 88 TOTAL THIRD COUNTR | 2 | 282 | 28 | 14 | 9 | 128 | 2 | - | 1 | 2 | 21 | | | | |

B INNENWASSER - B INNENWATEREN - VOIE NAVIGABLE 3.1.02:03 (58)
 DURCHGANGSVERKEHR NACH LAND UND GUETERGRUPPE FRANCE
 DOORVOER NAAR LAND EN GOEDERENGROEP 1985
 TRAFIC DE TRANSIT PAR PAYS ET GROUPE DE MARCHANDISES 1000 T

| LAND DER - LAND VAN - PAYS DE BELADUNG LADING CHARGEMENT | ENTLADUNG LOSSING DECHARGEMENT | GUETERGRUPPE - GOEDERENGROEP - GROUPE DE MARCHANDISES | | | | | | | | | | | | |
|---|--------------------------------------|---|----|----|----|----|----|----|-----|----|------|----|----|-----|
| | | 01 | 02 | 03 | 04 | 05 | 06 | 07 | 08 | 09 | 10 | 11 | 12 | 13 |
| 20 EUR | 90 INSG.-TOTAAL-TOTAL | 185 | 0 | - | 3 | 5 | 47 | 91 | 321 | 37 | 1778 | 9 | 37 | 688 |
| 36 SWITZERLAND | 01 BR DEUTSCHLAND | - | - | - | - | - | - | - | 1 | 6 | 32 | 3 | - | 65 |
| | 04 NEDERLAND | - | - | - | - | 1 | 3 | - | 0 | - | 4 | - | 0 | 12 |
| | 05 BELGIQUE/BELGIE | - | - | - | - | 1 | 3 | 0 | - | - | - | - | - | 37 |
| | 20 EUR | - | - | - | - | 2 | 6 | 0 | 2 | 6 | 36 | 3 | 0 | 114 |
| | 90 INSG.-TOTAAL-TOTAL | - | - | - | - | 2 | 6 | 0 | 2 | 6 | 36 | 3 | 0 | 114 |
| 88 TOTAL THIRD COUNTR | 01 BR DEUTSCHLAND | - | - | - | - | - | - | - | 1 | 6 | 32 | 3 | - | 65 |
| | 04 NEDERLAND | - | - | - | - | 1 | 3 | - | 0 | - | 4 | - | 0 | 12 |
| | 05 BELGIQUE/BELGIE | - | - | - | - | 1 | 3 | 0 | - | - | - | - | - | 37 |
| | 20 EUR | - | - | - | - | 2 | 6 | 0 | 2 | 6 | 36 | 3 | 0 | 114 |
| | 90 INSG.-TOTAAL-TOTAL | - | - | - | - | 2 | 6 | 0 | 2 | 6 | 36 | 3 | 0 | 114 |
| 90 INSG.-TOTAAL-TOTAL | 01 BR DEUTSCHLAND | 9 | - | - | 0 | - | 2 | 1 | 93 | 8 | 122 | 3 | 35 | 81 |
| | 04 NEDERLAND | 3 | - | - | - | 1 | 3 | - | 1 | - | 4 | - | 0 | 12 |
| | 05 BELGIQUE/BELGIE | - | - | - | - | 1 | 3 | 0 | 1 | - | - | - | - | 37 |
| | 20 EUR | 11 | - | - | 0 | 2 | 7 | 1 | 95 | 8 | 126 | 3 | 36 | 130 |
| | 36 SWITZERLAND | 174 | 0 | - | 3 | 5 | 46 | 90 | 227 | 34 | 1688 | 9 | 2 | 672 |
| | 88 TOTAL THIRD COUNTR | 174 | 0 | - | 3 | 5 | 46 | 90 | 227 | 34 | 1688 | 9 | 2 | 672 |
| | 90 INSG.-TOTAAL-TOTAL | 185 | 0 | - | 3 | 6 | 53 | 91 | 323 | 42 | 1814 | 11 | 37 | 803 |

B INNENWASSER - B INNENWATEREN - VOIE NAVIGABLE 3.1.02:04 (58)
 DURCHGANGSVERKEHR NACH LAND UND GUETERGRUPPE FRANCE
 DOORVOER NAAR LAND EN GOEDERENGROEP 1985
 TRAFIC DE TRANSIT PAR PAYS ET GROUPE DE MARCHANDISES 1000 T

| LAND DER - LAND VAN - PAYS DE BELADUNG LADING CHARGEMENT | ENTLADUNG LOSSING DECHARGEMENT | GUETERGRUPPE - GOEDERENGROEP - GROUPE DE MARCHANDISES | | | | | | | | | | | | |
|---|--------------------------------------|---|------|----|----|----|-----|----|----|----|----|----|-------|--|
| | | 14 | 15 | 16 | 17 | 18 | 19 | 20 | 21 | 22 | 23 | 24 | 01-24 | |
| 20 EUR | 90 INSG.-TOTAAL-TOTAL | 2 | 1091 | 29 | 14 | 22 | 154 | 19 | - | 1 | 3 | 24 | 4561 | |
| 36 SWITZERLAND | 01 BR DEUTSCHLAND | - | 2 | - | 0 | - | - | 1 | - | 2 | 0 | 1 | 113 | |
| | 04 NEDERLAND | 0 | 1 | 0 | - | 0 | - | 10 | 0 | - | 0 | 6 | 38 | |
| | 05 BELGIQUE/BELGIE | - | 8 | 0 | - | 0 | - | 4 | 0 | - | 1 | 1 | 55 | |
| | 20 EUR | 0 | 11 | 0 | 0 | 0 | - | 14 | 0 | 2 | 1 | 8 | 206 | |
| | 90 INSG.-TOTAAL-TOTAL | 0 | 11 | 0 | 0 | 0 | - | 14 | 0 | 2 | 1 | 8 | 206 | |
| 88 TOTAL THIRD COUNTR | 01 BR DEUTSCHLAND | - | 2 | - | 0 | - | - | 1 | - | 2 | 0 | 1 | 113 | |
| | 04 NEDERLAND | 0 | 1 | 0 | - | 0 | - | 10 | 0 | - | 0 | 6 | 38 | |
| | 05 BELGIQUE/BELGIE | - | 8 | 0 | - | 0 | - | 4 | 0 | - | 1 | 1 | 55 | |
| | 20 EUR | 0 | 11 | 0 | 0 | 0 | - | 14 | 0 | 2 | 1 | 8 | 206 | |
| | 90 INSG.-TOTAAL-TOTAL | 0 | 11 | 0 | 0 | 0 | - | 14 | 0 | 2 | 1 | 8 | 206 | |
| 90 INSG.-TOTAAL-TOTAL | 01 BR DEUTSCHLAND | - | 401 | 1 | 0 | 13 | 26 | 17 | - | 2 | 1 | 2 | 817 | |
| | 04 NEDERLAND | 0 | 191 | 0 | - | 0 | - | 10 | 0 | - | 0 | 8 | 435 | |
| | 05 BELGIQUE/BELGIE | - | 29 | 0 | - | 0 | - | 4 | 0 | - | 1 | 2 | 77 | |
| | 20 EUR | 0 | 821 | 1 | 0 | 14 | 26 | 31 | 0 | 2 | 2 | 12 | 1329 | |
| | 36 SWITZERLAND | 2 | 282 | 28 | 14 | 9 | 128 | 2 | - | 1 | 2 | 21 | 3438 | |
| | 88 TOTAL THIRD COUNTR | 2 | 282 | 28 | 14 | 9 | 128 | 2 | - | 1 | 2 | 21 | 3438 | |
| | 90 INSG.-TOTAAL-TOTAL | 2 | 1102 | 30 | 14 | 23 | 154 | 33 | 0 | 2 | 4 | 33 | 4767 | |

DURCHGANGSVERKEHR NACH LAND UND GUETERGRUPPE

NEDERLAND

DOORVOER NAAR LAND EN GOEDERENGROEP

1985

TRAFIC DE TRANSIT PAR PAYS ET GROUPE DE MARCHANDISES

1000 T

| LAND DER - LAND VAN - PAYS DE BELADING LADING CHARGEMENT | ENTLADUNG LOSSING DECHARGEMENT | GUETERGRUPPE | | | | | GOEDERENGROEP | | | | | GROUPE DE MARCHANDISES | | | | |
|---|--------------------------------------|--------------|----|----|----|----|---------------|-----|------|----|------|------------------------|-----|------|--|--|
| | | 01 | 02 | 03 | 04 | 05 | 06 | 07 | 08 | 09 | 10 | 11 | 12 | 13 | | |
| 01 BR DEUTSCHLAND | 01 BR DEUTSCHLAND | 3 | - | - | 79 | - | 3 | 10 | 2 | - | 1 | 7 | 12 | 4 | | |
| | 02 FRANCE | 27 | - | - | 2 | - | 6 | 2 | 269 | - | - | 55 | 67 | 103 | | |
| | 05 BELGIQUE/BELGIE | 422 | - | - | 7 | 11 | 331 | 80 | 677 | - | 484 | 115 | 61 | 3192 | | |
| | 06 LUXEMBOURG | - | - | - | - | - | - | - | - | - | - | 2 | - | - | | |
| | 20 EUR | 452 | - | - | 87 | 11 | 340 | 92 | 947 | - | 485 | 180 | 141 | 3299 | | |
| | 36 SWITZERLAND | - | - | - | - | - | 0 | - | - | - | - | - | - | - | | |
| | 85 OTHER COUNTRIES | 0 | - | - | 2 | 5 | 21 | 1 | 512 | - | - | 17 | 16 | 793 | | |
| | 88 TOTAL THIRD COUNTR | 0 | - | - | 2 | 5 | 22 | 1 | 512 | - | - | 17 | 16 | 793 | | |
| | 90 INSG.-TOTAAL-TOTAL | 453 | - | - | 88 | 16 | 362 | 94 | 1460 | - | 485 | 197 | 157 | 4092 | | |
| 02 FRANCE | 01 BR DEUTSCHLAND | 52 | - | - | - | 1 | 31 | 3 | 1 | - | - | - | - | 6 | | |
| | 02 FRANCE | 1 | - | - | - | - | - | - | - | - | - | - | - | - | | |
| | 05 BELGIQUE/BELGIE | 173 | - | - | - | - | 15 | 31 | 8 | - | 8 | 4 | - | 461 | | |
| | 20 EUR | 226 | - | - | - | 1 | 46 | 34 | 9 | - | 8 | 4 | - | 466 | | |
| | 58 GERMAN DR | 0 | - | - | - | - | - | - | - | - | - | - | - | - | | |
| | 71 TOTAL STATE TRAD. | 0 | - | - | - | - | - | - | - | - | - | - | - | - | | |
| | 88 TOTAL THIRD COUNTR | 0 | - | - | - | - | - | - | - | - | - | - | - | - | | |
| | 90 INSG.-TOTAAL-TOTAL | 226 | - | - | - | 1 | 46 | 34 | 9 | - | 8 | 4 | - | 466 | | |
| 05 BELGIQUE/BELGIE | 01 BR DEUTSCHLAND | 802 | 8 | - | 25 | 16 | 162 | 149 | 1078 | - | 1488 | 408 | 382 | 554 | | |
| | 02 FRANCE | 8 | - | - | 2 | 0 | 1 | - | 148 | - | 38 | 274 | 22 | 14 | | |
| | 05 BELGIQUE/BELGIE | 60 | 3 | - | 2 | 0 | 120 | 42 | 790 | 0 | 595 | 33 | 20 | 20 | | |
| | 06 LUXEMBOURG | - | - | - | - | - | - | - | - | - | 4 | 1 | - | 2 | | |
| | 20 EUR | 871 | 11 | - | 29 | 16 | 283 | 190 | 2019 | 0 | 2124 | 716 | 425 | 590 | | |
| | 36 SWITZERLAND | 63 | - | - | 8 | - | 9 | 9 | 47 | - | 387 | 17 | - | 146 | | |
| | 58 GERMAN DR | 0 | - | - | - | - | - | - | 7 | - | 1 | 19 | - | 5 | | |
| | 71 TOTAL STATE TRAD. | 0 | - | - | - | - | - | - | 7 | - | 1 | 19 | - | 5 | | |
| | 85 OTHER COUNTRIES | 1 | - | - | - | - | - | - | - | - | 1 | 0 | - | 4 | | |
| | 88 TOTAL THIRD COUNTR | 64 | - | - | 8 | - | 9 | 9 | 53 | - | 388 | 36 | - | 155 | | |
| | 90 INSG.-TOTAAL-TOTAL | 935 | 11 | - | 37 | 16 | 292 | 199 | 2072 | 0 | 2513 | 753 | 425 | 744 | | |
| 06 LUXEMBOURG | 02 FRANCE | - | - | - | - | - | - | - | - | - | - | - | - | 0 | | |
| | 05 BELGIQUE/BELGIE | 1 | - | - | - | - | - | - | 1 | - | - | - | - | 50 | | |

DURCHGANGSVERKEHR NACH LAND UND GUETERGRUPPE

NEDERLAND

DOORVOER NAAR LAND EN GOEDERENGROEP

1985

TRAFIC DE TRANSIT PAR PAYS ET GROUPE DE MARCHANDISES

1000 T

| LAND DER - LAND VAN - PAYS DE BELADING LADING CHARGEMENT | ENTLADUNG LOSSING DECHARGEMENT | GUETERGRUPPE | | | | | GOEDERENGROEP | | | | | GROUPE DE MARCHANDISES | | | | |
|---|--------------------------------------|--------------|------|------|----|------|---------------|----|-----|----|----|------------------------|--------|--|--|--|
| | | 14 | 15 | 16 | 17 | 18 | 19 | 20 | 21 | 22 | 23 | 24 | 101-24 | | | |
| 01 BR DEUTSCHLAND | 01 BR DEUTSCHLAND | 2 | 533 | 29 | 1 | 2 | 1 | 1 | 0 | 1 | 1 | 3 | 695 | | | |
| | 02 FRANCE | 1 | 263 | 42 | 18 | 24 | - | - | 1 | - | - | 8 | 888 | | | |
| | 05 BELGIQUE/BELGIE | 50 | 1498 | 1131 | 44 | 1252 | 1 | 70 | 41 | 3 | 16 | 346 | 9831 | | | |
| | 06 LUXEMBOURG | - | - | - | - | - | - | - | - | - | - | - | 2 | | | |
| | 20 EUR | 53 | 2294 | 1202 | 64 | 1278 | 2 | 71 | 42 | 4 | 16 | 357 | 11416 | | | |
| | 36 SWITZERLAND | - | - | - | - | - | - | - | - | - | - | - | 0 | | | |
| | 85 OTHER COUNTRIES | 1 | 48 | 24 | - | 63 | - | 11 | 15 | - | 8 | 118 | 1655 | | | |
| | 88 TOTAL THIRD COUNTR | 1 | 48 | 24 | - | 63 | - | 11 | 15 | - | 8 | 118 | 1655 | | | |
| | 90 INSG.-TOTAAL-TOTAL | 54 | 2342 | 1227 | 64 | 1341 | 2 | 82 | 56 | 4 | 24 | 474 | 13072 | | | |
| 02 FRANCE | 01 BR DEUTSCHLAND | 1 | 68 | 11 | - | 4 | - | - | 9 | - | - | 1 | 188 | | | |
| | 02 FRANCE | - | - | 1 | - | 1 | - | 0 | - | - | - | - | 3 | | | |
| | 05 BELGIQUE/BELGIE | 1 | 132 | 50 | - | 91 | - | 8 | 25 | - | 0 | 31 | 1039 | | | |
| | 20 EUR | 2 | 200 | 62 | - | 96 | - | 9 | 34 | - | 0 | 32 | 1230 | | | |
| | 58 GERMAN DR | - | - | - | - | - | - | - | - | - | - | - | 0 | | | |
| | 71 TOTAL STATE TRAD. | - | - | - | - | - | - | - | - | - | - | - | 0 | | | |
| | 88 TOTAL THIRD COUNTR | - | - | - | - | - | - | - | - | - | - | - | 0 | | | |
| | 90 INSG.-TOTAAL-TOTAL | 2 | 200 | 62 | - | 96 | - | 9 | 34 | - | 0 | 32 | 1230 | | | |
| 05 BELGIQUE/BELGIE | 01 BR DEUTSCHLAND | 57 | 617 | 881 | 17 | 1975 | 204 | 20 | 420 | 4 | 25 | 117 | 9407 | | | |
| | 02 FRANCE | - | 32 | 154 | - | 36 | 49 | 0 | 6 | - | - | 8 | 793 | | | |
| | 05 BELGIQUE/BELGIE | 152 | 462 | 74 | 4 | 821 | 5 | 3 | 34 | - | 2 | 8 | 3252 | | | |
| | 06 LUXEMBOURG | - | 12 | - | - | 2 | - | - | 1 | - | - | - | 26 | | | |
| | 20 EUR | 210 | 1123 | 1109 | 21 | 2835 | 258 | 23 | 461 | 4 | 26 | 132 | 13478 | | | |
| | 36 SWITZERLAND | - | 63 | 23 | - | 506 | 29 | 0 | 255 | 1 | - | 26 | 1587 | | | |
| | 58 GERMAN DR | - | 3 | 1 | - | 2 | - | - | 1 | - | - | - | 39 | | | |
| | 71 TOTAL STATE TRAD. | - | 3 | 1 | - | 2 | - | - | 1 | - | - | - | 39 | | | |
| | 85 OTHER COUNTRIES | 0 | - | 11 | - | - | - | - | 2 | - | - | - | 20 | | | |
| | 88 TOTAL THIRD COUNTR | 0 | 66 | 36 | - | 508 | 29 | 0 | 258 | 1 | - | 26 | 1646 | | | |
| | 90 INSG.-TOTAAL-TOTAL | 210 | 1189 | 1145 | 21 | 3342 | 287 | 24 | 720 | 5 | 26 | 158 | 15124 | | | |
| 06 LUXEMBOURG | 02 FRANCE | - | - | - | - | - | - | - | - | - | - | - | 0 | | | |
| | 05 BELGIQUE/BELGIE | - | - | - | - | - | - | - | 4 | - | - | 1 | 56 | | | |

B I N N E N W A S S E R - B I N N E N W A T E R E N - V O I E N A V I G A B L E 3.1.04:03 (5B)

DURCHGANGSVERKEHR NACH LAND UND GUETERGRUPPE NEDERLAND

DOORVOER NAAR LAND EN GOEDERENGROEP 1985

TRAFIC DE TRANSIT PAR PAYS ET GROUPE DE MARCHANDISES 1000 T

| LAND DER - LAND VAN - PAYS DE BELADUNG LADING CHARGEMENT | ENTLADUNG LOSSING DECHARGEMENT | GUETERGRUPPE | | | | | GOEDERENGROEP | | | | | GROUPE DE MARCHANDISES | | | | |
|---|--------------------------------------|--------------|----|----|-----|----|---------------|-----|------|----|------|------------------------|-----|------|--|--|
| | | 01 | 02 | 03 | 04 | 05 | 06 | 07 | 08 | 09 | 10 | 11 | 12 | 13 | | |
| 06 LUXEMBOURG | 20 EUR | 1 | - | - | - | - | - | - | 1 | - | - | - | - | 50 | | |
| | 90 INSG.-TOTAAL-TOTAL | 1 | - | - | - | - | - | - | 1 | - | - | - | - | 50 | | |
| 20 EUR | 01 BR DEUTSCHLAND | 857 | 8 | - | 105 | 17 | 196 | 162 | 1081 | - | 1489 | 416 | 395 | 563 | | |
| | 02 FRANCE | 36 | - | - | 2 | - | 8 | 2 | 417 | - | 38 | 329 | 90 | 117 | | |
| | 05 BELGIQUE/BELGIE | 656 | 3 | - | 9 | 11 | 466 | 153 | 1475 | 0 | 1087 | 153 | 81 | 3721 | | |
| | 06 LUXEMBOURG | - | - | - | - | - | - | - | 3 | - | 4 | - | - | 2 | | |
| | 20 EUR | 1550 | 11 | - | 116 | 28 | 670 | 317 | 2976 | 0 | 2617 | 901 | 566 | 4404 | | |
| | 36 SWITZERLAND | 63 | - | - | 8 | - | 9 | 9 | 47 | - | 387 | 17 | - | 146 | | |
| | 58 GERMAN DR | 1 | - | - | - | - | - | - | 7 | - | 1 | 19 | - | 5 | | |
| | 71 TOTAL STATE TRAD. | 1 | - | - | - | - | - | - | 7 | - | 1 | 19 | - | 5 | | |
| | 85 OTHER COUNTRIES | 1 | - | - | 2 | 5 | 21 | 1 | 512 | - | 1 | 17 | 16 | 797 | | |
| | 88 TOTAL THIRD COUNTR | 65 | - | - | 10 | 5 | 31 | 10 | 565 | - | 388 | 53 | 16 | 948 | | |
| | 90 INSG.-TOTAAL-TOTAL | 1615 | 11 | - | 125 | 33 | 700 | 327 | 3542 | 0 | 3006 | 954 | 581 | 5352 | | |
| 36 SWITZERLAND | 01 BR DEUTSCHLAND | - | - | - | - | - | - | - | - | - | - | - | - | - | | |
| | 05 BELGIQUE/BELGIE | - | - | - | - | - | 4 | - | 0 | - | 0 | - | 4 | 71 | | |
| | 20 EUR | - | - | - | - | - | 4 | - | 0 | - | 0 | - | 4 | 71 | | |
| | 90 INSG.-TOTAAL-TOTAL | - | - | - | - | - | 4 | - | 0 | - | 0 | - | 4 | 71 | | |
| 58 GERMAN DR | 02 FRANCE | - | - | - | - | - | - | - | - | - | - | - | - | 1 | | |
| | 05 BELGIQUE/BELGIE | - | - | - | - | - | 1 | - | 39 | - | - | - | - | 10 | | |
| | 20 EUR | - | - | - | - | - | 1 | - | 39 | - | - | - | - | 12 | | |
| | 90 INSG.-TOTAAL-TOTAL | - | - | - | - | - | 1 | - | 39 | - | - | - | - | 12 | | |
| 71 TOTAL STATE TRAD | 02 FRANCE | - | - | - | - | - | - | - | - | - | - | - | - | 1 | | |
| | 05 BELGIQUE/BELGIE | - | - | - | - | - | 1 | - | 39 | - | - | - | - | 10 | | |
| | 20 EUR | - | - | - | - | - | 1 | - | 39 | - | - | - | - | 12 | | |
| | 90 INSG.-TOTAAL-TOTAL | - | - | - | - | - | 1 | - | 39 | - | - | - | - | 12 | | |
| 85 OTHER COUNTRIES | 05 BELGIQUE/BELGIE | - | 0 | - | - | - | 1 | - | - | - | - | - | - | 1 | | |
| | 20 EUR | - | 0 | - | - | - | 1 | - | - | - | - | - | - | 1 | | |

B I N N E N W A S S E R - B I N N E N W A T E R E N - V O I E N A V I G A B L E 3.1.04:04 (5B)

DURCHGANGSVERKEHR NACH LAND UND GUETERGRUPPE NEDERLAND

DOORVOER NAAR LAND EN GOEDERENGROEP 1985

TRAFIC DE TRANSIT PAR PAYS ET GROUPE DE MARCHANDISES 1000 T

| LAND DER - LAND VAN - PAYS DE BELADUNG LADING CHARGEMENT | ENTLADUNG LOSSING DECHARGEMENT | GUETERGRUPPE | | | | | GOEDERENGROEP | | | | | GROUPE DE MARCHANDISES | | | | |
|---|--------------------------------------|--------------|------|------|----|------|---------------|-----|-----|----|----|------------------------|-------|--|--|--|
| | | 14 | 15 | 16 | 17 | 18 | 19 | 20 | 21 | 22 | 23 | 24 | 01-24 | | | |
| 06 LUXEMBOURG | 20 EUR | - | - | - | - | - | - | - | 4 | - | - | 1 | 57 | | | |
| | 90 INSG.-TOTAAL-TOTAL | - | - | - | - | - | - | - | 4 | - | - | 1 | 57 | | | |
| 20 EUR | 01 BR DEUTSCHLAND | 61 | 1218 | 921 | 18 | 1981 | 205 | 21 | 429 | 5 | 25 | 120 | 10291 | | | |
| | 02 FRANCE | 1 | 295 | 197 | 18 | 61 | 49 | 1 | 7 | - | - | 16 | 1684 | | | |
| | 05 BELGIQUE/BELGIE | 203 | 2093 | 1256 | 48 | 2165 | 6 | 82 | 104 | 3 | 17 | 386 | 14179 | | | |
| | 06 LUXEMBOURG | - | 12 | - | - | 2 | - | - | 1 | - | - | - | 28 | | | |
| | 20 EUR | 265 | 3618 | 2373 | 84 | 4208 | 260 | 103 | 541 | 8 | 43 | 521 | 26181 | | | |
| | 36 SWITZERLAND | - | 63 | 23 | - | 506 | 29 | 0 | 255 | 1 | - | 26 | 1588 | | | |
| | 58 GERMAN DR | - | 3 | 1 | - | 2 | - | - | 1 | - | - | - | 39 | | | |
| | 71 TOTAL STATE TRAD. | - | 3 | 1 | - | 2 | - | - | 1 | - | - | - | 39 | | | |
| | 85 OTHER COUNTRIES | 1 | 48 | 36 | - | 63 | - | 11 | 17 | - | 8 | 118 | 1675 | | | |
| | 88 TOTAL THIRD COUNTR | 1 | 114 | 60 | - | 571 | 29 | 11 | 273 | 1 | 8 | 144 | 3301 | | | |
| | 90 INSG.-TOTAAL-TOTAL | 266 | 3732 | 2433 | 84 | 4779 | 289 | 114 | 814 | 9 | 51 | 665 | 29482 | | | |
| 36 SWITZERLAND | 01 BR DEUTSCHLAND | - | - | - | - | - | - | 0 | - | - | - | - | 0 | | | |
| | 05 BELGIQUE/BELGIE | 0 | 12 | 1 | - | 4 | - | 5 | 2 | - | 0 | 2 | 105 | | | |
| | 20 EUR | 0 | 12 | 1 | - | 4 | - | 5 | 2 | - | 0 | 2 | 105 | | | |
| | 90 INSG.-TOTAAL-TOTAL | 0 | 12 | 1 | - | 4 | - | 5 | 2 | - | 0 | 2 | 105 | | | |
| 58 GERMAN DR | 02 FRANCE | - | - | - | - | - | - | - | - | - | - | - | 1 | | | |
| | 05 BELGIQUE/BELGIE | - | 12 | 28 | - | 8 | - | - | 1 | - | - | - | 100 | | | |
| | 20 EUR | - | 12 | 28 | - | 8 | - | - | 1 | - | - | - | 101 | | | |
| | 90 INSG.-TOTAAL-TOTAL | - | 12 | 28 | - | 8 | - | - | 1 | - | - | - | 101 | | | |
| 71 TOTAL STATE TRAD | 02 FRANCE | - | - | - | - | - | - | - | - | - | - | - | 1 | | | |
| | 05 BELGIQUE/BELGIE | - | 12 | 28 | - | 8 | - | - | 1 | - | - | - | 100 | | | |
| | 20 EUR | - | 12 | 28 | - | 8 | - | - | 1 | - | - | - | 101 | | | |
| | 90 INSG.-TOTAAL-TOTAL | - | 12 | 28 | - | 8 | - | - | 1 | - | - | - | 101 | | | |
| 85 OTHER COUNTRIES | 05 BELGIQUE/BELGIE | 6 | 0 | - | - | - | - | 1 | 0 | 4 | - | 1 | 15 | | | |
| | 20 EUR | 6 | 0 | - | - | - | - | 1 | 0 | 4 | - | 1 | 15 | | | |

DURCHGANGSVERKEHR NACH LAND UND GUETERGRUPPE

NEDERLAND

DOORVOER NAAR LAND EN GOEDERENGROEP

1985

TRAFIC DE TRANSIT PAR PAYS ET GROUPE DE MARCHANDISES

1000 T

| LAND DER - LAND VAN - PAYS DE BELADUNG LADING CHARGEMENT | ENTLADUNG LOSSING DECHARGEMENT | GUETERGRUPPE | | | | GOEDERENGROEP | | | | GROUPE DE MARCHANDISES | | | | |
|---|--------------------------------------|--------------|----|----|-----|---------------|-----|-----|------|------------------------|------|-----|-----|------|
| | | 01 | 02 | 03 | 04 | 05 | 06 | 07 | 08 | 09 | 10 | 11 | 12 | 13 |
| 85 OTHER COUNTRIES | 90 INSG.-TOTAAL-TOTAL | - | 0 | - | - | - | 1 | - | - | - | - | - | - | 1 |
| 88 TOTAL THIRD COUNTRIES | 01 BR DEUTSCHLAND | - | - | - | - | - | - | - | - | - | - | - | - | - |
| | 02 FRANCE | - | - | - | - | - | - | - | - | - | - | - | - | 1 |
| | 05 BELGIQUE/BELGIE | - | 0 | - | - | - | 6 | - | 39 | - | 0 | - | 4 | 82 |
| | 20 EUR | - | 0 | - | - | - | 6 | - | 39 | - | 0 | - | 4 | 83 |
| | 90 INSG.-TOTAAL-TOTAL | - | 0 | - | - | - | 6 | - | 39 | - | 0 | - | 4 | 83 |
| 90 INSG.-TOTAAL-TOTAL | 01 BR DEUTSCHLAND | 857 | 8 | - | 105 | 17 | 196 | 162 | 1081 | - | 1489 | 416 | 395 | 563 |
| | 02 FRANCE | 36 | - | - | 2 | - | 8 | 2 | 417 | - | 38 | 329 | 90 | 118 |
| | 05 BELGIQUE/BELGIE | 656 | 3 | - | 9 | 11 | 472 | 153 | 1515 | 0 | 1087 | 153 | 85 | 3804 |
| | 06 LUXEMBOURG | - | - | - | - | - | - | - | 3 | - | 4 | - | - | 2 |
| | 20 EUR | 1550 | 11 | - | 116 | 28 | 676 | 317 | 3016 | 0 | 2617 | 901 | 569 | 4487 |
| | 36 SWITZERLAND | 63 | - | - | 8 | - | 9 | 9 | 47 | - | 387 | 17 | - | 146 |
| | 58 GERMAN DR | 1 | - | - | - | - | - | - | 7 | - | 1 | 19 | - | 5 |
| | 71 TOTAL STATE TRAD. | 1 | - | - | - | - | - | - | 7 | - | 1 | 19 | - | 5 |
| | 85 OTHER COUNTRIES | 1 | - | - | 2 | 5 | 21 | 1 | 512 | - | 1 | 17 | 16 | 797 |
| | 88 TOTAL THIRD COUNTRIES | 65 | - | - | 10 | 5 | 31 | 10 | 565 | - | 388 | 53 | 16 | 948 |
| | 90 INSG.-TOTAAL-TOTAL | 1615 | 11 | - | 125 | 33 | 706 | 327 | 3581 | 0 | 3006 | 954 | 585 | 5435 |

DURCHGANGSVERKEHR NACH LAND UND GUETERGRUPPE

NEDERLAND

DOORVOER NAAR LAND EN GOEDERENGROEP

1985

TRAFIC DE TRANSIT PAR PAYS ET GROUPE DE MARCHANDISES

1000 T

| LAND DER - LAND VAN - PAYS DE BELADUNG LADING CHARGEMENT | ENTLADUNG LOSSING DECHARGEMENT | GUETERGRUPPE | | | | GOEDERENGROEP | | | | GROUPE DE MARCHANDISES | | | | |
|---|--------------------------------------|--------------|------|------|----|---------------|-----|-----|-----|------------------------|----|-----|-------|--|
| | | 14 | 15 | 16 | 17 | 18 | 19 | 20 | 21 | 22 | 23 | 24 | 01-24 | |
| 85 OTHER COUNTRIES | 90 INSG.-TOTAAL-TOTAL | 6 | 0 | - | - | - | - | 1 | 0 | 4 | - | 1 | 15 | |
| 88 TOTAL THIRD COUNTRIES | 01 BR DEUTSCHLAND | - | - | - | - | - | - | 0 | - | - | - | - | 0 | |
| | 02 FRANCE | - | - | - | - | - | - | - | - | - | - | - | 1 | |
| | 05 BELGIQUE/BELGIE | 6 | 25 | 30 | - | 12 | - | 6 | 3 | 4 | 0 | 3 | 220 | |
| | 20 EUR | 6 | 25 | 30 | - | 12 | - | 6 | 3 | 4 | 0 | 3 | 222 | |
| | 90 INSG.-TOTAAL-TOTAL | 6 | 25 | 30 | - | 12 | - | 6 | 3 | 4 | 0 | 3 | 222 | |
| 90 INSG.-TOTAAL-TOTAL | 01 BR DEUTSCHLAND | 61 | 1218 | 921 | 18 | 1981 | 205 | 21 | 429 | 5 | 25 | 120 | 10291 | |
| | 02 FRANCE | 1 | 295 | 197 | 18 | 61 | 49 | 1 | 7 | - | - | 16 | 1685 | |
| | 05 BELGIQUE/BELGIE | 210 | 2118 | 1285 | 48 | 2177 | 6 | 88 | 107 | 7 | 18 | 389 | 14399 | |
| | 06 LUXEMBOURG | - | 12 | - | - | 2 | - | - | 1 | - | - | - | 28 | |
| | 20 EUR | 271 | 3643 | 2403 | 84 | 4220 | 260 | 110 | 543 | 12 | 43 | 524 | 26403 | |
| | 36 SWITZERLAND | - | 63 | 23 | - | 506 | 29 | 0 | 255 | 1 | - | 26 | 1588 | |
| | 58 GERMAN DR | - | 3 | 1 | - | 2 | - | - | 1 | - | - | - | 39 | |
| | 71 TOTAL STATE TRAD. | - | 3 | 1 | - | 2 | - | - | 1 | - | - | - | 39 | |
| | 85 OTHER COUNTRIES | 1 | 48 | 36 | - | 63 | - | 11 | 17 | - | 8 | 118 | 1675 | |
| | 88 TOTAL THIRD COUNTRIES | 1 | 114 | 60 | - | 571 | 29 | 11 | 273 | 1 | 8 | 144 | 3301 | |
| | 90 INSG.-TOTAAL-TOTAL | 273 | 3757 | 2463 | 84 | 4791 | 289 | 120 | 816 | 13 | 51 | 668 | 29704 | |

B I N N E N W A S S E R - B I N N E N W A T E R E N - V O I E N A V I G A B L E

3.1.05:01 (5B)

DURCHGANGSVERKEHR NACH LAND UND GUETERGRUPPE

BELGIQUE/BELGIE

DOORVOER NAAR LAND EN GOEDERENGROEP

1985

TRAFIC DE TRANSIT PAR PAYS ET GROUPE DE MARCHANDISES

1000 T

| LAND DER - BELADING LADING CHARGEMENT | LAND VAN - ENTLADING LOSSING DECHARGEMENT | GUETERGRUPPE | | | | GOEDERENGROEP | | | | GROUPE DE MARCHANDISES | | | | | |
|--|--|--------------|----|----|----|---------------|-----|-----|-----|------------------------|----|-----|-----|-----|-----|
| | | 01 | 02 | 03 | 04 | 05 | 06 | 07 | 08 | 09 | 10 | 11 | 12 | 13 | |
| 01 BR DEUTSCHLAND | 02 FRANCE | 28 | - | - | - | - | 5 | 3 | 273 | - | - | 8 | 68 | 70 | 109 |
| | 04 NEDERLAND | - | - | - | - | - | 0 | - | - | - | - | - | - | - | - |
| | 20 EUR | 28 | - | - | - | - | 5 | 3 | 273 | - | - | 8 | 68 | 70 | 109 |
| | 90 INSG.-TOTAAL-TOTAL | 28 | - | - | - | - | 5 | 3 | 273 | - | - | 8 | 68 | 70 | 109 |
| 02 FRANCE | 01 BR DEUTSCHLAND | 42 | - | - | - | - | 27 | 7 | - | - | - | - | 0 | - | 13 |
| | 02 FRANCE | 2 | - | - | - | - | 0 | - | - | - | - | - | - | - | 1 |
| | 04 NEDERLAND | 1116 | 33 | 0 | 3 | - | 390 | 27 | 1 | - | - | - | 3 | - | 21 |
| | 20 EUR | 1160 | 33 | 0 | 3 | - | 418 | 34 | 1 | - | - | - | 3 | - | 35 |
| 90 INSG.-TOTAAL-TOTAL | 1160 | 33 | 0 | 3 | - | 418 | 34 | 1 | - | - | - | 3 | - | 35 | |
| 04 NEDERLAND | 01 BR DEUTSCHLAND | - | - | - | - | - | - | - | 1 | - | - | - | - | - | - |
| | 02 FRANCE | 141 | 1 | - | 0 | 0 | 82 | 86 | 94 | - | 28 | 7 | 63 | 108 | |
| | 04 NEDERLAND | 0 | - | - | - | - | - | - | 0 | - | - | - | - | 2 | |
| | 20 EUR | 141 | 1 | - | 0 | 0 | 83 | 86 | 95 | - | 28 | 7 | 63 | 110 | |
| 90 INSG.-TOTAAL-TOTAL | 141 | 1 | - | 0 | 0 | 83 | 86 | 95 | - | 28 | 7 | 63 | 110 | | |
| 20 EUR | 01 BR DEUTSCHLAND | 42 | - | - | - | - | 27 | 7 | 1 | - | - | 0 | - | 13 | |
| | 02 FRANCE | 171 | 1 | - | 0 | 0 | 88 | 88 | 366 | - | 36 | 75 | 132 | 218 | |
| | 04 NEDERLAND | 1117 | 33 | 0 | 3 | - | 391 | 27 | 2 | - | - | 3 | - | 24 | |
| | 20 EUR | 1329 | 35 | 0 | 4 | 0 | 506 | 122 | 368 | - | 36 | 78 | 132 | 254 | |
| 90 INSG.-TOTAAL-TOTAL | 1329 | 35 | 0 | 4 | 0 | 506 | 122 | 368 | - | 36 | 78 | 132 | 254 | | |
| 58 GERMAN DR | 02 FRANCE | - | - | - | - | - | - | - | - | - | - | - | - | 1 | |
| | 20 EUR | - | - | - | - | - | - | - | - | - | - | - | - | 1 | |
| | 90 INSG.-TOTAAL-TOTAL | - | - | - | - | - | - | - | - | - | - | - | - | 1 | |
| 71 TOTAL STATE TRA | 02 FRANCE | - | - | - | - | - | - | - | - | - | - | - | - | 1 | |
| | 20 EUR | - | - | - | - | - | - | - | - | - | - | - | - | 1 | |
| | 90 INSG.-TOTAAL-TOTAL | - | - | - | - | - | - | - | - | - | - | - | - | 1 | |

B I N N E N W A S S E R - B I N N E N W A T E R E N - V O I E N A V I G A B L E

3.1.05:02 (5B)

DURCHGANGSVERKEHR NACH LAND UND GUETERGRUPPE

BELGIQUE/BELGIE

DOORVOER NAAR LAND EN GOEDERENGROEP

1985

TRAFIC DE TRANSIT PAR PAYS ET GROUPE DE MARCHANDISES

1000 T

| LAND DER - BELADING LADING CHARGEMENT | LAND VAN - ENTLADING LOSSING DECHARGEMENT | GUETERGRUPPE | | | | GOEDERENGROEP | | | | GROUPE DE MARCHANDISES | | | | |
|--|--|--------------|-----|-----|-----|---------------|----|----|----|------------------------|----|------|-------|--|
| | | 14 | 15 | 16 | 17 | 18 | 19 | 20 | 21 | 22 | 23 | 24 | 01-24 | |
| 01 BR DEUTSCHLAND | 02 FRANCE | 1 | 251 | 49 | 8 | 7 | - | 0 | 0 | - | 0 | 15 | 896 | |
| | 04 NEDERLAND | - | - | - | - | - | - | - | - | - | - | - | 0 | |
| | 20 EUR | 1 | 251 | 49 | 8 | 7 | - | 0 | 0 | - | 0 | 15 | 896 | |
| | 90 INSG.-TOTAAL-TOTAL | 1 | 251 | 49 | 8 | 7 | - | 0 | 0 | - | 0 | 15 | 896 | |
| 02 FRANCE | 01 BR DEUTSCHLAND | 2 | - | 2 | - | - | - | - | 1 | - | - | 8 | 100 | |
| | 02 FRANCE | - | - | 2 | - | - | - | - | - | - | - | - | 5 | |
| | 04 NEDERLAND | 0 | 1 | 17 | - | 8 | - | - | - | - | - | 2 | 1624 | |
| | 20 EUR | 2 | 1 | 20 | - | 8 | - | - | 1 | - | - | 10 | 1730 | |
| 90 INSG.-TOTAAL-TOTAL | 2 | 1 | 20 | - | 8 | - | - | 1 | - | - | 10 | 1730 | | |
| 04 NEDERLAND | 01 BR DEUTSCHLAND | - | - | - | - | - | - | - | - | - | - | - | 1 | |
| | 02 FRANCE | - | 83 | 281 | - | 117 | 4 | - | 0 | - | - | 22 | 1117 | |
| | 04 NEDERLAND | 4 | 3 | 1 | - | 2 | 7 | - | - | - | - | 0 | 20 | |
| | 20 EUR | 4 | 86 | 282 | - | 118 | 12 | - | 0 | - | - | 22 | 1137 | |
| 90 INSG.-TOTAAL-TOTAL | 4 | 86 | 282 | - | 118 | 12 | - | 0 | - | - | 22 | 1137 | | |
| 20 EUR | 01 BR DEUTSCHLAND | 2 | - | 2 | - | - | - | - | 1 | - | - | 8 | 101 | |
| | 02 FRANCE | 1 | 335 | 331 | 8 | 123 | 4 | 0 | 1 | - | 0 | 37 | 2018 | |
| | 04 NEDERLAND | 4 | 4 | 18 | - | 10 | 7 | - | - | - | - | 2 | 1644 | |
| | 20 EUR | 7 | 338 | 351 | 8 | 133 | 12 | 0 | 1 | - | 0 | 47 | 3763 | |
| 90 INSG.-TOTAAL-TOTAL | 7 | 338 | 351 | 8 | 133 | 12 | 0 | 1 | - | 0 | 47 | 3763 | | |
| 58 GERMAN DR | 02 FRANCE | - | - | - | - | - | - | - | - | - | - | - | 1 | |
| | 20 EUR | - | - | - | - | - | - | - | - | - | - | - | 1 | |
| | 90 INSG.-TOTAAL-TOTAL | - | - | - | - | - | - | - | - | - | - | - | 1 | |
| 71 TOTAL STATE TRA | 02 FRANCE | - | - | - | - | - | - | - | - | - | - | - | 1 | |
| | 20 EUR | - | - | - | - | - | - | - | - | - | - | - | 1 | |
| | 90 INSG.-TOTAAL-TOTAL | - | - | - | - | - | - | - | - | - | - | - | 1 | |

B I N N E N W A S S E R - B I N N E N W A T E R E N - V O I E N A V I G A B L E

3.1.05:03 (5B)

DURCHGANGSVERKEHR NACH LAND UND GUETERGRUPPE

BELGIQUE/BELGIE

DOORVOER NAAR LAND EN GOEDERENGROEP

1985

TRAFIC DE TRANSIT PAR PAYS ET GROUPE DE MARCHANDISES

1000 T

| LAND DER - LAND VAN - PAYS DE BELADUNG LADING CHARGEMENT | ENTLADUNG LOSSING DECHARGEMENT | GUETERGRUPPE | | | | GOEDERENGROEP | | | | GROUPE DE MARCHANDISES | | | | |
|---|--------------------------------------|--------------|----|----|----|---------------|-----|-----|-----|------------------------|----|----|-----|-----|
| | | 01 | 02 | 03 | 04 | 05 | 06 | 07 | 08 | 09 | 10 | 11 | 12 | 13 |
| 88 TOTAL THIRD COUNTRIES | FRANCE | - | - | - | - | - | - | - | - | - | - | - | - | 1 |
| 20 EUR | | - | - | - | - | - | - | - | - | - | - | - | - | 1 |
| 90 INSG.-TOTAAL-TOTAL | | - | - | - | - | - | - | - | - | - | - | - | - | 1 |
| 90 INSG.-TOTAAL-TOTAL | BR DEUTSCHLAND | 42 | - | - | - | - | 27 | 7 | 1 | - | - | 0 | - | 13 |
| | FRANCE | 171 | 1 | - | 0 | 0 | 88 | 88 | 366 | - | 36 | 75 | 132 | 218 |
| | NEDERLAND | 1117 | 33 | 0 | 3 | - | 391 | 27 | 2 | - | - | 3 | - | 24 |
| | EUR | 1329 | 35 | 0 | 4 | 0 | 506 | 122 | 368 | - | 36 | 78 | 132 | 255 |
| 90 INSG.-TOTAAL-TOTAL | | 1329 | 35 | 0 | 4 | 0 | 506 | 122 | 368 | - | 36 | 78 | 132 | 255 |

B I N N E N W A S S E R - B I N N E N W A T E R E N - V O I E N A V I G A B L E

3.1.05:04 (5B)

DURCHGANGSVERKEHR NACH LAND UND GUETERGRUPPE

BELGIQUE/BELGIE

DOORVOER NAAR LAND EN GOEDERENGROEP

1985

TRAFIC DE TRANSIT PAR PAYS ET GROUPE DE MARCHANDISES

1000 T

| LAND DER - LAND VAN - PAYS DE BELADUNG LADING CHARGEMENT | ENTLADUNG LOSSING DECHARGEMENT | GUETERGRUPPE | | | | GOEDERENGROEP | | | | GROUPE DE MARCHANDISES | | | | |
|---|--------------------------------------|--------------|-----|-----|----|---------------|----|----|----|------------------------|----|----|-------|---|
| | | 14 | 15 | 16 | 17 | 18 | 19 | 20 | 21 | 22 | 23 | 24 | 01-24 | |
| 88 TOTAL THIRD COUNTRIES | FRANCE | - | - | - | - | - | - | - | - | - | - | - | - | 1 |
| 20 EUR | | - | - | - | - | - | - | - | - | - | - | - | - | 1 |
| 90 INSG.-TOTAAL-TOTAL | | - | - | - | - | - | - | - | - | - | - | - | - | 1 |
| 90 INSG.-TOTAAL-TOTAL | BR DEUTSCHLAND | 2 | - | 2 | - | - | - | - | 1 | - | - | 8 | 101 | |
| | FRANCE | 1 | 335 | 331 | 8 | 123 | 4 | 0 | 1 | - | 0 | 37 | 2019 | |
| | NEDERLAND | 4 | 4 | 18 | - | 10 | 7 | - | - | - | - | 2 | 1644 | |
| | EUR | 7 | 338 | 351 | 8 | 133 | 12 | 0 | 1 | - | 0 | 47 | 3764 | |
| 90 INSG.-TOTAAL-TOTAL | | 7 | 338 | 351 | 8 | 133 | 12 | 0 | 1 | - | 0 | 47 | 3764 | |

BINNENWASSER - BINNENWATEREN - VOIE NAVIGABLE

3.1.06:01 (5B)

DURCHGANGSVERKEHR NACH LAND UND GUETERGRUPPE LUXEMBOURG

DOORVOER NAAR LAND EN GOEDERENGROEP 1985

TRAFIC DE TRANSIT PAR PAYS ET GROUPE DE MARCHANDISES 1000 T

| LAND DER - BELADUNG LADING CHARGEMENT | LAND VAN - ENTLADUNG LOSSING DECHARGEMENT | GUETERGRUPPE - GOEDERENGROEP - GROUPE DE MARCHANDISES | | | | | | | | | | | | | |
|--|--|---|----|----|----|----|----|-----|-----|------|----|-----|------|----|-----|
| | | 01 | 02 | 03 | 04 | 05 | 06 | 07 | 08 | 09 | 10 | 11 | 12 | 13 | |
| 01 BR DEUTSCHLAND | 01 BR DEUTSCHLAND | 2 | - | - | - | - | - | - | 0 | 3 | - | 3 | 2 | - | 10 |
| | 02 FRANCE | 4 | - | - | - | - | - | 9 | 0 | 1124 | - | 48 | 270 | - | 25 |
| | 04 NEDERLAND | - | - | - | - | - | - | - | - | 6 | - | - | - | - | 1 |
| | 05 BELGIQUE/BELGIE | - | - | - | - | - | - | - | - | - | - | - | - | - | - |
| | 20 EUR | 5 | - | - | - | - | - | 9 | 1 | 1134 | - | 51 | 271 | - | 36 |
| | 36 SWITZERLAND | - | - | - | - | - | - | - | - | - | - | - | - | - | - |
| | 88 TOTAL THIRD COUNTR | - | - | - | - | - | - | - | - | - | - | - | - | - | - |
| | 90 INSG.-TOTAAL-TOTAL | 5 | - | - | - | - | - | 9 | 1 | 1134 | - | 51 | 271 | - | 36 |
| 02 FRANCE | 01 BR DEUTSCHLAND | 1151 | - | - | - | - | - | 76 | 181 | 6 | - | - | 3 | - | 159 |
| | 02 FRANCE | 1 | - | - | - | - | - | - | - | 1 | - | - | - | - | - |
| | 03 ITALIA | 1 | - | - | - | - | - | - | - | - | - | - | - | - | - |
| | 04 NEDERLAND | 418 | - | - | 0 | - | - | 12 | 12 | 18 | - | - | - | - | 127 |
| | 05 BELGIQUE/BELGIE | 142 | - | - | - | - | - | 16 | 30 | - | - | - | - | - | 491 |
| | 20 EUR | 1713 | - | - | 0 | - | - | 103 | 223 | 24 | - | - | 3 | - | 777 |
| | 36 SWITZERLAND | 6 | - | - | - | - | - | - | - | - | - | - | - | - | - |
| | 88 TOTAL THIRD COUNTR | 6 | - | - | - | - | - | - | - | - | - | - | - | - | - |
| | 90 INSG.-TOTAAL-TOTAL | 1719 | - | - | 0 | - | - | 103 | 223 | 24 | - | - | 3 | - | 777 |
| 04 NEDERLAND | 01 BR DEUTSCHLAND | - | - | - | - | - | - | 5 | - | - | - | 36 | 1 | 1 | 2 |
| | 02 FRANCE | 3 | - | - | - | - | - | 5 | 0 | 412 | - | 124 | 1055 | 27 | 20 |
| | 20 EUR | 3 | - | - | - | - | - | 5 | 0 | 412 | - | 160 | 1056 | 28 | 22 |
| | 90 INSG.-TOTAAL-TOTAL | 3 | - | - | - | - | - | 5 | 0 | 412 | - | 160 | 1056 | 28 | 22 |
| 05 BELGIQUE/BELGIE | 01 BR DEUTSCHLAND | - | - | - | - | - | - | - | - | - | - | - | - | - | 1 |
| | 02 FRANCE | 3 | - | - | - | - | - | - | - | 27 | - | 37 | 252 | - | 6 |
| | 20 EUR | 3 | - | - | - | - | - | - | - | 27 | - | 37 | 252 | - | 7 |
| | 90 INSG.-TOTAAL-TOTAL | 3 | - | - | - | - | - | - | - | 27 | - | 37 | 252 | - | 7 |
| 20 EUR | 01 BR DEUTSCHLAND | 1153 | - | - | - | - | - | 76 | 181 | 9 | - | 39 | 6 | 1 | 173 |
| | 02 FRANCE | 10 | - | - | - | - | - | 14 | 0 | 1564 | - | 209 | 1577 | 27 | 51 |
| | 03 ITALIA | 1 | - | - | - | - | - | - | - | - | - | - | - | - | - |
| | 04 NEDERLAND | 418 | - | - | 0 | - | - | 12 | 12 | 24 | - | - | - | - | 128 |
| | 05 BELGIQUE/BELGIE | 142 | - | - | - | - | - | 16 | 30 | - | - | - | - | - | 491 |

BINNENWASSER - BINNENWATEREN - VOIE NAVIGABLE

3.1.06:02 (5B)

DURCHGANGSVERKEHR NACH LAND UND GUETERGRUPPE LUXEMBOURG

DOORVOER NAAR LAND EN GOEDERENGROEP 1985

TRAFIC DE TRANSIT PAR PAYS ET GROUPE DE MARCHANDISES 1000 T

| LAND DER - BELADUNG LADING CHARGEMENT | LAND VAN - ENTLADUNG LOSSING DECHARGEMENT | GUETERGRUPPE - GOEDERENGROEP - GROUPE DE MARCHANDISES | | | | | | | | | | | | | |
|--|--|---|-----|-----|----|----|----|----|----|----|----|----|-------|---|------|
| | | 14 | 15 | 16 | 17 | 18 | 19 | 20 | 21 | 22 | 23 | 24 | 01-24 | | |
| 01 BR DEUTSCHLAND | 01 BR DEUTSCHLAND | 12 | 186 | 2 | - | - | - | - | - | 0 | - | - | - | - | 219 |
| | 02 FRANCE | - | 94 | 15 | - | 16 | - | - | - | - | - | - | - | - | 1608 |
| | 04 NEDERLAND | 1 | 22 | - | - | - | - | - | - | - | - | - | - | - | 30 |
| | 05 BELGIQUE/BELGIE | - | - | 7 | - | 0 | - | - | - | - | - | - | - | - | 7 |
| | 20 EUR | 13 | 302 | 23 | - | 16 | - | - | - | 0 | - | - | - | - | 1862 |
| | 36 SWITZERLAND | - | - | 0 | - | - | - | - | - | - | - | - | - | - | 0 |
| | 88 TOTAL THIRD COUNTR | - | - | 0 | - | - | - | - | - | - | - | - | - | - | 0 |
| | 90 INSG.-TOTAAL-TOTAL | 13 | 302 | 23 | - | 16 | - | - | - | 0 | - | - | - | - | 1863 |
| 02 FRANCE | 01 BR DEUTSCHLAND | - | 764 | 2 | - | 12 | - | 0 | 2 | - | - | - | - | - | 2355 |
| | 02 FRANCE | - | 1 | 3 | - | - | - | 1 | - | - | - | - | - | - | 7 |
| | 03 ITALIA | - | - | - | - | - | - | - | - | - | - | - | - | - | 1 |
| | 04 NEDERLAND | - | 125 | - | 3 | 3 | - | 0 | 1 | - | - | - | - | - | 717 |
| | 05 BELGIQUE/BELGIE | 1 | - | - | 2 | 2 | - | 0 | 1 | - | - | - | - | - | 683 |
| | 20 EUR | 1 | 890 | 5 | 3 | 17 | - | 1 | 3 | - | - | - | - | - | 3763 |
| | 36 SWITZERLAND | - | - | - | - | - | - | - | - | - | - | - | - | - | 6 |
| | 88 TOTAL THIRD COUNTR | - | - | - | - | - | - | - | - | - | - | - | - | - | 6 |
| | 90 INSG.-TOTAAL-TOTAL | 1 | 890 | 5 | 3 | 17 | - | 1 | 3 | - | - | - | - | - | 3769 |
| 04 NEDERLAND | 01 BR DEUTSCHLAND | - | - | 1 | - | 36 | - | - | - | - | - | - | - | - | 77 |
| | 02 FRANCE | - | 24 | 104 | - | - | - | - | - | - | - | - | - | - | 1773 |
| | 20 EUR | - | 24 | 105 | - | 36 | - | - | - | - | - | - | - | - | 1850 |
| | 90 INSG.-TOTAAL-TOTAL | - | 24 | 105 | - | 36 | - | - | - | - | - | - | - | - | 1850 |
| 05 BELGIQUE/BELGIE | 01 BR DEUTSCHLAND | - | - | - | - | - | - | - | - | - | - | - | - | - | 1 |
| | 02 FRANCE | - | 22 | 106 | - | - | - | 1 | - | - | - | - | - | - | 453 |
| | 20 EUR | - | 22 | 106 | - | - | - | 1 | - | - | - | - | - | - | 454 |
| | 90 INSG.-TOTAAL-TOTAL | - | 22 | 106 | - | - | - | 1 | - | - | - | - | - | - | 454 |
| 20 EUR | 01 BR DEUTSCHLAND | 12 | 950 | 4 | - | 48 | - | 0 | 2 | - | - | - | - | - | 2652 |
| | 02 FRANCE | - | 142 | 227 | - | 16 | - | 2 | 0 | - | - | - | - | - | 3839 |
| | 03 ITALIA | 1 | - | - | - | - | - | - | - | - | - | - | - | - | 1 |
| | 04 NEDERLAND | 1 | 147 | - | 3 | 3 | - | 0 | 1 | - | - | - | - | - | 747 |
| | 05 BELGIQUE/BELGIE | 1 | - | 7 | - | 2 | - | 0 | 1 | - | - | - | - | - | 690 |

B I N N E N W A S S E R - B I N N E N W A T E R E N - V O I E N A V I G A B L E

3.1.06:03 (5B)

DURCHGANGSVERKEHR NACH LAND UND GUETERGRUPPE

LUXEMBOURG

DOORVOER NAAR LAND EN GOEDERENGROEP

1985

TRAFIC DE TRANSIT PAR PAYS ET GROUPE DE MARCHANDISES

1000 T

| LAND DER - LAND VAN - PAYS DE BELADUNG LADING CHARGEMENT | ENTLADUNG LOSSING DECHARGEMENT | GUETERGRUPPE | | | | GOEDERENGROEP | | | | GROUPE DE MARCHANDISES | | | | |
|---|--------------------------------------|--------------|----|----|----|---------------|-----|-----|------|------------------------|-----|------|----|-----|
| | | 01 | 02 | 03 | 04 | 05 | 06 | 07 | 08 | 09 | 10 | 11 | 12 | 13 |
| 20 EUR | 20 EUR | 1724 | - | - | 0 | - | 117 | 223 | 1596 | - | 248 | 1583 | 28 | 842 |
| | 36 SWITZERLAND | 6 | - | - | - | - | - | - | - | - | - | - | - | - |
| | 88 TOTAL THIRD COUNTR | 6 | - | - | - | - | - | - | - | - | - | - | - | - |
| | 90 INSG.-TOTAAL-TOTAL | 1729 | - | - | 0 | - | 117 | 223 | 1596 | - | 248 | 1583 | 28 | 842 |
| 36 SWITZERLAND | 01 BR DEUTSCHLAND | - | - | - | - | - | - | - | - | - | - | - | - | 0 |
| | 02 FRANCE | - | - | - | - | - | - | - | - | - | - | 1 | - | 1 |
| | 20 EUR | - | - | - | - | - | - | - | - | - | - | 1 | - | 1 |
| | 90 INSG.-TOTAAL-TOTAL | - | - | - | - | - | - | - | - | - | - | 1 | - | 1 |
| 88 TOTAL THIRD COU | 01 BR DEUTSCHLAND | - | - | - | - | - | - | - | - | - | - | - | - | 0 |
| | 02 FRANCE | - | - | - | - | - | - | - | - | - | - | 1 | - | 1 |
| | 20 EUR | - | - | - | - | - | - | - | - | - | - | 1 | - | 1 |
| | 90 INSG.-TOTAAL-TOTAL | - | - | - | - | - | - | - | - | - | - | 1 | - | 1 |
| 90 INSG.-TOTAAL-TO | 01 BR DEUTSCHLAND | 1153 | - | - | - | - | 76 | 181 | 9 | - | 39 | 6 | 1 | 173 |
| | 02 FRANCE | 10 | - | - | - | - | 14 | 0 | 1564 | - | 209 | 1578 | 27 | 52 |
| | 03 ITALIA | 1 | - | - | - | - | - | - | - | - | - | - | - | - |
| | 04 NEDERLAND | 418 | - | - | 0 | - | 12 | 12 | 24 | - | - | - | - | 128 |
| | 05 BELGIQUE/BELGIE | 142 | - | - | - | - | 16 | 30 | - | - | - | - | - | 491 |
| | 20 EUR | 1724 | - | - | 0 | - | 117 | 223 | 1596 | - | 248 | 1583 | 28 | 844 |
| | 36 SWITZERLAND | 6 | - | - | - | - | - | - | - | - | - | - | - | - |
| | 88 TOTAL THIRD COUNTR | 6 | - | - | - | - | - | - | - | - | - | - | - | - |
| | 90 INSG.-TOTAAL-TOTAL | 1729 | - | - | 0 | - | 117 | 223 | 1596 | - | 248 | 1583 | 28 | 844 |

B I N N E N W A S S E R - B I N N E N W A T E R E N - V O I E N A V I G A B L E

3.1.06:04 (5B)

DURCHGANGSVERKEHR NACH LAND UND GUETERGRUPPE

LUXEMBOURG

DOORVOER NAAR LAND EN GOEDERENGROEP

1985

TRAFIC DE TRANSIT PAR PAYS ET GROUPE DE MARCHANDISES

1000 T

| LAND DER - LAND VAN - PAYS DE BELADUNG LADING CHARGEMENT | ENTLADUNG LOSSING DECHARGEMENT | GUETERGRUPPE | | | | | GOEDERENGROEP | | | | | GROUPE DE MARCHANDISES | | | | |
|---|--------------------------------------|--------------|------|-----|----|----|---------------|----|----|----|----|------------------------|--------|------|--|--|
| | | 14 | 15 | 16 | 17 | 18 | 19 | 20 | 21 | 22 | 23 | 24 | 101-24 | | | |
| 20 EUR | 20 EUR | 14 | 1239 | 237 | 3 | 70 | - | 2 | 3 | - | - | - | - | 7930 | | |
| | 36 SWITZERLAND | - | - | 0 | - | - | - | - | - | - | - | - | - | 6 | | |
| | 88 TOTAL THIRD COUNTR | - | - | 0 | - | - | - | - | - | - | - | - | - | 6 | | |
| | 90 INSG.-TOTAAL-TOTAL | 14 | 1239 | 238 | 3 | 70 | - | 2 | 3 | - | - | - | - | 7936 | | |
| 36 SWITZERLAND | 01 BR DEUTSCHLAND | - | - | - | - | - | - | - | - | - | - | - | - | 0 | | |
| | 02 FRANCE | - | - | - | - | - | - | - | - | - | - | - | - | 2 | | |
| | 20 EUR | - | - | - | - | - | - | - | - | - | - | - | - | 2 | | |
| | 90 INSG.-TOTAAL-TOTAL | - | - | - | - | - | - | - | - | - | - | - | - | 2 | | |
| 88 TOTAL THIRD COU | 01 BR DEUTSCHLAND | - | - | - | - | - | - | - | - | - | - | - | - | 0 | | |
| | 02 FRANCE | - | - | - | - | - | - | - | - | - | - | - | - | 2 | | |
| | 20 EUR | - | - | - | - | - | - | - | - | - | - | - | - | 2 | | |
| | 90 INSG.-TOTAAL-TOTAL | - | - | - | - | - | - | - | - | - | - | - | - | 2 | | |
| 90 INSG.-TOTAAL-TO | 01 BR DEUTSCHLAND | 12 | 950 | 4 | - | 48 | - | 0 | 2 | - | - | - | - | 2653 | | |
| | 02 FRANCE | - | 142 | 227 | - | 16 | - | 2 | 0 | - | - | - | - | 3841 | | |
| | 03 ITALIA | - | - | - | - | - | - | - | - | - | - | - | - | 1 | | |
| | 04 NEDERLAND | 1 | 147 | - | 3 | 3 | - | 0 | 1 | - | - | - | - | 747 | | |
| | 05 BELGIQUE/BELGIE | 1 | - | 7 | - | 2 | - | 0 | 1 | - | - | - | - | 690 | | |
| | 20 EUR | 14 | 1239 | 237 | 3 | 70 | - | 2 | 3 | - | - | - | - | 7932 | | |
| | 36 SWITZERLAND | - | - | 0 | - | - | - | - | - | - | - | - | - | 6 | | |
| | 88 TOTAL THIRD COUNTR | - | - | 0 | - | - | - | - | - | - | - | - | - | 6 | | |
| | 90 INSG.-TOTAAL-TOTAL | 14 | 1239 | 238 | 3 | 70 | - | 2 | 3 | - | - | - | - | 7937 | | |

B I N N E N W A S S E R - B I N N E N W A T E R E N - V O I E N A V I G A B L E
 DURCHGANGSVERKEHR NACH LAND UND GUETERGRUPPE
 DOORVOER NAAR LAND EN GOEDERENGROEP
 TRAFIC DE TRANSIT PAR PAYS ET GROUPE DE MARCHANDISES

3.2.01:01 (6B)
 BR DEUTSCHLAND
 1985
 MIO TKM

| LAND DER - BELADUNG LADING CHARGEMENT | LAND VAN - ENTLADUNG LOSSING DECHARGEMENT | GUETERGRUPPE | | | | GOEDERENGROEP | | | | GROUPE DE MARCHANDISES | | | | |
|--|--|--------------|----|----|----|---------------|----|----|-----|------------------------|------|-----|----|-----|
| | | 01 | 02 | 03 | 04 | 05 | 06 | 07 | 08 | 09 | 10 | 11 | 12 | 13 |
| 02 FRANCE | 02 FRANCE | 1 | - | - | - | - | - | - | - | - | - | - | - | - |
| | 04 NEDERLAND | 324 | - | - | 1 | - | 39 | 7 | 2 | - | 11 | 5 | 1 | 37 |
| | 05 BELGIQUE/BELGIE | 82 | - | - | - | - | 7 | 16 | 4 | - | 5 | 2 | - | 236 |
| | 06 LUXEMBOURG | - | - | - | - | - | - | - | - | - | 0 | 0 | - | - |
| | 20 EUR | 408 | - | - | 1 | - | 45 | 23 | 5 | - | 16 | 8 | 1 | 272 |
| | 36 SWITZERLAND | 1 | - | - | - | - | - | - | - | - | - | - | - | 0 |
| | 58 GERMAN DR | - | - | - | - | - | - | - | - | - | - | 1 | - | - |
| | 60 POLAND | - | - | - | - | - | - | - | - | - | - | - | - | - |
| | 71 TOTAL STATE TRAD. | - | - | - | - | - | - | - | - | - | - | 1 | - | - |
| | 88 TOTAL THIRD COUNTR | 1 | - | - | - | - | - | - | - | - | - | 1 | - | 0 |
| | 90 INSG.-TOTAAL-TOTAL | 409 | - | - | 1 | - | 45 | 23 | 5 | - | 16 | 9 | 1 | 273 |
| 04 NEDERLAND | 02 FRANCE | 12 | - | - | 4 | 1 | 10 | 8 | 211 | - | 169 | 518 | 44 | 70 |
| | 06 LUXEMBOURG | - | - | - | - | 0 | 7 | - | 62 | - | 35 | 21 | - | 0 |
| | 09 DANMARK | 0 | - | - | - | - | 0 | - | - | - | - | - | - | - |
| | 20 EUR | 12 | - | - | 4 | 1 | 18 | 8 | 273 | - | 205 | 539 | 44 | 71 |
| | 36 SWITZERLAND | 161 | 1 | - | 3 | 3 | 59 | 77 | 111 | - | 908 | 10 | 2 | 180 |
| | 58 GERMAN DR | 0 | - | - | - | - | 0 | - | - | - | - | 19 | - | 13 |
| | 60 POLAND | - | - | - | - | - | 0 | - | - | - | - | - | - | 0 |
| | 71 TOTAL STATE TRAD. | 0 | - | - | - | - | 0 | - | - | - | - | 19 | - | 14 |
| | 88 TOTAL THIRD COUNTR | 161 | 1 | - | 3 | 3 | 59 | 77 | 111 | - | 908 | 29 | 2 | 194 |
| | 90 INSG.-TOTAAL-TOTAL | 173 | 1 | - | 6 | 4 | 77 | 85 | 384 | - | 1112 | 568 | 46 | 265 |
| 05 BELGIQUE/BELGIE | 02 FRANCE | 4 | 0 | - | 1 | 0 | 1 | - | 32 | - | 49 | 126 | 1 | 8 |
| | 06 LUXEMBOURG | - | - | - | - | - | 0 | - | 1 | - | 2 | - | - | 2 |
| | 20 EUR | 4 | 0 | - | 1 | 0 | 1 | - | 34 | - | 51 | 126 | 1 | 10 |
| | 36 SWITZERLAND | 37 | - | - | 4 | 2 | 6 | 7 | 35 | - | 539 | 3 | 1 | 237 |
| | 58 GERMAN DR | - | - | - | - | - | - | - | 3 | - | - | 11 | - | 2 |
| | 60 POLAND | - | - | - | - | - | 1 | - | 0 | - | - | - | - | 4 |
| | 71 TOTAL STATE TRAD. | - | - | - | - | - | 1 | - | 3 | - | - | 11 | - | 6 |
| | 88 TOTAL THIRD COUNTR | 37 | - | - | 4 | 2 | 7 | 7 | 38 | - | 539 | 14 | 1 | 243 |
| | 90 INSG.-TOTAAL-TOTAL | 41 | 0 | - | 5 | 2 | 8 | 7 | 72 | - | 590 | 140 | 2 | 253 |

B I N N E N W A S S E R - B I N N E N W A T E R E N - V O I E N A V I G A B L E
 DURCHGANGSVERKEHR NACH LAND UND GUETERGRUPPE
 DOORVOER NAAR LAND EN GOEDERENGROEP
 TRAFIC DE TRANSIT PAR PAYS ET GROUPE DE MARCHANDISES

3.2.01:02 (6B)
 BR DEUTSCHLAND
 1985
 MIO TKM

| LAND DER - BELADUNG LADING CHARGEMENT | LAND VAN - ENTLADUNG LOSSING DECHARGEMENT | GUETERGRUPPE | | | | GOEDERENGROEP | | | | GROUPE DE MARCHANDISES | | | | |
|--|--|--------------|-----|-----|----|---------------|-----|----|----|------------------------|----|----|-------|---|
| | | 14 | 15 | 16 | 17 | 18 | 19 | 20 | 21 | 22 | 23 | 24 | 01-24 | |
| 02 FRANCE | 02 FRANCE | - | - | 1 | - | - | - | 0 | - | - | - | - | - | 3 |
| | 04 NEDERLAND | 0 | 714 | 47 | 2 | 13 | 0 | 8 | 4 | - | - | 9 | 1223 | |
| | 05 BELGIQUE/BELGIE | 1 | 70 | 28 | - | 56 | - | 5 | 1 | - | 0 | 17 | 521 | |
| | 06 LUXEMBOURG | - | 15 | 8 | - | - | - | - | - | - | - | - | 16 | |
| | 20 EUR | 1 | 799 | 75 | 2 | 64 | 0 | 13 | 5 | - | 0 | 25 | 1763 | |
| | 36 SWITZERLAND | - | - | - | - | - | - | - | - | - | - | - | 1 | |
| | 58 GERMAN DR | - | - | - | - | - | - | - | - | - | - | - | 1 | |
| | 60 POLAND | - | 1 | - | - | - | - | - | - | - | - | - | 1 | |
| | 71 TOTAL STATE TRAD. | - | 1 | - | - | - | - | - | - | - | - | - | 2 | |
| | 88 TOTAL THIRD COUNTR | - | 1 | - | - | - | - | - | - | - | - | - | 4 | |
| | 90 INSG.-TOTAAL-TOTAL | 1 | 800 | 75 | 2 | 64 | 0 | 13 | 5 | - | 0 | 25 | 1767 | |
| 04 NEDERLAND | 02 FRANCE | 1 | 23 | 188 | - | 54 | 33 | 0 | 1 | 0 | 4 | 3 | 1273 | |
| | 06 LUXEMBOURG | 0 | 5 | 3 | - | - | - | - | - | - | - | - | 135 | |
| | 09 DANMARK | - | - | - | - | - | 0 | - | - | - | - | - | 0 | |
| | 20 EUR | 1 | 29 | 110 | - | 54 | 33 | 0 | 1 | 0 | 4 | 3 | 1409 | |
| | 36 SWITZERLAND | 4 | 22 | 15 | 2 | 158 | 98 | 1 | 4 | 1 | 0 | 11 | 1831 | |
| | 58 GERMAN DR | - | 0 | 0 | - | 0 | - | - | 0 | - | - | - | 33 | |
| | 60 POLAND | - | - | - | - | 0 | - | - | - | - | - | - | 1 | |
| | 71 TOTAL STATE TRAD. | - | 0 | 0 | - | 0 | - | - | 0 | - | - | - | 34 | |
| | 88 TOTAL THIRD COUNTR | 4 | 22 | 15 | 2 | 158 | 98 | 1 | 4 | 1 | 0 | 11 | 1864 | |
| | 90 INSG.-TOTAAL-TOTAL | 5 | 51 | 125 | 2 | 212 | 131 | 2 | 4 | 1 | 4 | 13 | 3273 | |
| 05 BELGIQUE/BELGIE | 02 FRANCE | - | 21 | 80 | - | 17 | 37 | 1 | 0 | - | 0 | 0 | 378 | |
| | 06 LUXEMBOURG | - | 7 | 1 | - | - | - | - | - | - | - | - | 14 | |
| | 20 EUR | - | 28 | 81 | - | 17 | 37 | 1 | 0 | - | 0 | 0 | 392 | |
| | 36 SWITZERLAND | - | 44 | 12 | - | 1 | 12 | 0 | 4 | 0 | 1 | 2 | 947 | |
| | 58 GERMAN DR | - | 0 | - | - | - | - | - | - | - | - | - | 16 | |
| | 60 POLAND | - | - | 8 | - | - | - | - | - | - | - | - | 14 | |
| | 71 TOTAL STATE TRAD. | - | 0 | 8 | - | - | - | - | - | - | - | - | 30 | |
| | 88 TOTAL THIRD COUNTR | - | 45 | 20 | - | 1 | 12 | 0 | 4 | 0 | 1 | 2 | 976 | |
| | 90 INSG.-TOTAAL-TOTAL | - | 73 | 101 | - | 18 | 49 | 1 | 4 | 0 | 1 | 2 | 1368 | |

B I N N E N W A S S E R - B I N N E N W A T E R E N - V O I E N A V I G A B L E

3.2.01:03 (6B)

DURCHGANGSVERKEHR NACH LAND UND GUETERGRUPPE

BR DEUTSCHLAND

DOORVOER NAAR LAND EN GOEDERENGROEP

1985

TRAFIC DE TRANSIT PAR PAYS ET GROUPE DE MARCHANDISES

MIO TKM

| LAND DER - LAND VAN - PAYS DE BELADUNG LADING CHARGEMENT | ENTLADUNG LOSSING DECHARGEMENT | GUETERGRUPPE | | | | GOEDERENGROEP | | | | GROUPE DE MARCHANDISES | | | | |
|---|--------------------------------------|--------------|----|----|----|---------------|-----|-----|-----|------------------------|------|-----|----|-----|
| | | 01 | 02 | 03 | 04 | 05 | 06 | 07 | 08 | 09 | 10 | 11 | 12 | 13 |
| 06 LUXEMBOURG | 02 FRANCE | - | - | - | - | - | - | - | - | - | - | - | - | 0 |
| | 04 NEDERLAND | - | - | - | - | - | - | - | 0 | - | - | - | - | 38 |
| | 05 BELGIQUE/BELGIE | 0 | - | - | - | - | - | - | 0 | - | - | - | - | 24 |
| | 20 EUR | 0 | - | - | - | - | - | - | 1 | - | - | - | - | 63 |
| | 90 INSG.-TOTAAL-TOTAL | 0 | - | - | - | - | - | - | 1 | - | - | - | - | 63 |
| 20 EUR | 02 FRANCE | 17 | 0 | - | 5 | 1 | 11 | 8 | 243 | - | 219 | 644 | 45 | 78 |
| | 04 NEDERLAND | 324 | - | - | 1 | - | 39 | 7 | 2 | - | 11 | 5 | 1 | 75 |
| | 05 BELGIQUE/BELGIE | 83 | - | - | - | - | 7 | 16 | 4 | - | 5 | 2 | - | 260 |
| | 06 LUXEMBOURG | - | - | - | - | 0 | 0 | - | 64 | - | 37 | 22 | - | 3 |
| | 09 DANMARK | 0 | - | - | - | - | 0 | - | - | - | - | - | - | - |
| | 20 EUR | 424 | 0 | - | 5 | 1 | 64 | 31 | 313 | - | 271 | 673 | 46 | 416 |
| | 36 SWITZERLAND | 199 | 1 | - | 6 | 4 | 65 | 85 | 146 | - | 1447 | 13 | 3 | 418 |
| | 58 GERMAN DR | 0 | - | - | - | - | 0 | - | 3 | - | - | 31 | - | 15 |
| | 60 POLAND | 0 | - | - | - | - | 1 | - | 0 | - | - | - | - | 5 |
| | 71 TOTAL STATE TRAD. | 0 | - | - | - | - | 2 | - | 3 | - | - | 31 | - | 20 |
| | 88 TOTAL THIRD COUNTR | 200 | 1 | - | 6 | 4 | 66 | 85 | 149 | - | 1447 | 43 | 3 | 437 |
| | 90 INSG.-TOTAAL-TOTAL | 623 | 1 | - | 12 | 6 | 130 | 116 | 462 | - | 1718 | 716 | 49 | 853 |
| 36 SWITZERLAND | 02 FRANCE | - | - | - | - | - | - | - | - | - | - | 1 | - | 1 |
| | 04 NEDERLAND | - | - | - | 0 | 1 | 4 | 0 | 1 | - | 3 | - | 1 | 19 |
| | 05 BELGIQUE/BELGIE | - | - | - | - | - | 2 | 0 | 0 | - | 0 | - | - | 43 |
| | 20 EUR | - | - | - | 0 | 1 | 7 | 0 | 1 | - | 3 | - | 3 | 63 |
| | 90 INSG.-TOTAAL-TOTAL | - | - | - | 0 | 1 | 7 | 0 | 1 | - | 3 | - | 3 | 63 |
| 58 GERMAN DR | 02 FRANCE | - | - | - | - | - | - | - | - | - | - | - | - | 1 |
| | 04 NEDERLAND | - | - | - | - | - | 1 | 2 | 3 | - | - | 0 | 0 | 2 |
| | 05 BELGIQUE/BELGIE | - | - | - | - | - | 1 | - | 18 | - | - | - | - | 5 |
| | 06 LUXEMBOURG | - | - | - | - | - | - | - | - | - | - | - | - | - |
| | 20 EUR | - | - | - | - | - | 1 | 2 | 21 | - | - | 0 | 0 | 7 |
| | 36 SWITZERLAND | - | - | - | - | - | - | - | - | - | - | - | - | - |
| | 88 TOTAL THIRD COUNTR | - | - | - | - | - | - | - | - | - | - | - | - | - |
| | 90 INSG.-TOTAAL-TOTAL | - | - | - | - | - | 1 | 2 | 21 | - | - | 0 | 0 | 7 |

B I N N E N W A S S E R - B I N N E N W A T E R E N - V O I E N A V I G A B L E

3.2.01:04 (6B)

DURCHGANGSVERKEHR NACH LAND UND GUETERGRUPPE

BR DEUTSCHLAND

DOORVOER NAAR LAND EN GOEDERENGROEP

1985

TRAFIC DE TRANSIT PAR PAYS ET GROUPE DE MARCHANDISES

MIO TKM

| LAND DER - LAND VAN - PAYS DE BELADUNG LADING CHARGEMENT | ENTLADUNG LOSSING DECHARGEMENT | GUETERGRUPPE | | | | GOEDERENGROEP | | | | GROUPE DE MARCHANDISES | | | | |
|---|--------------------------------------|--------------|-----|-----|----|---------------|-----|----|----|------------------------|----|----|-------|----|
| | | 14 | 15 | 16 | 17 | 18 | 19 | 20 | 21 | 22 | 23 | 24 | 01-24 | |
| 06 LUXEMBOURG | 02 FRANCE | - | - | - | - | - | - | - | - | - | - | - | - | 0 |
| | 04 NEDERLAND | - | 2 | - | - | - | - | 0 | 1 | - | - | - | 0 | 42 |
| | 05 BELGIQUE/BELGIE | - | - | - | - | - | - | - | 2 | - | - | - | 0 | 28 |
| | 20 EUR | - | 2 | - | - | - | - | 0 | 3 | - | - | - | 1 | 69 |
| | 90 INSG.-TOTAAL-TOTAL | - | 2 | - | - | - | - | 0 | 3 | - | - | - | 1 | 69 |
| 20 EUR | 02 FRANCE | 1 | 44 | 188 | - | 72 | 70 | 2 | 1 | 0 | 5 | 3 | 1654 | |
| | 04 NEDERLAND | 0 | 715 | 47 | 2 | 13 | 0 | 9 | 5 | - | 0 | 9 | 1265 | |
| | 05 BELGIQUE/BELGIE | 1 | 70 | 28 | - | 50 | - | 5 | 3 | - | 0 | 17 | 549 | |
| | 06 LUXEMBOURG | 0 | 28 | 4 | - | - | - | - | - | - | - | - | 165 | |
| | 09 DANMARK | 0 | - | - | - | - | 0 | - | - | - | - | - | 0 | |
| | 20 EUR | 2 | 857 | 266 | 2 | 135 | 71 | 15 | 8 | 0 | 5 | 29 | 3634 | |
| | 36 SWITZERLAND | 4 | 66 | 27 | 2 | 159 | 109 | 2 | 8 | 2 | 1 | 12 | 2779 | |
| | 58 GERMAN DR | - | 1 | 0 | - | - | - | - | 0 | - | - | - | 50 | |
| | 60 POLAND | - | 1 | 8 | - | 0 | - | - | - | - | - | - | 16 | |
| | 71 TOTAL STATE TRAD. | - | 2 | 8 | - | 0 | - | - | 0 | - | - | - | 65 | |
| | 88 TOTAL THIRD COUNTR | 4 | 68 | 35 | 2 | 159 | 109 | 2 | 8 | 2 | 1 | 12 | 2844 | |
| | 90 INSG.-TOTAAL-TOTAL | 6 | 926 | 301 | 4 | 294 | 180 | 16 | 17 | 2 | 6 | 41 | 6478 | |
| 36 SWITZERLAND | 02 FRANCE | - | - | - | - | - | - | - | - | - | - | - | - | 21 |
| | 04 NEDERLAND | - | 3 | - | - | 3 | 0 | 14 | 1 | 0 | 1 | 4 | 56 | |
| | 05 BELGIQUE/BELGIE | 0 | 7 | 1 | - | 2 | - | 3 | 1 | - | 0 | 1 | 64 | |
| | 20 EUR | 0 | 10 | 1 | - | 5 | 0 | 17 | 2 | 0 | 2 | 6 | 121 | |
| | 90 INSG.-TOTAAL-TOTAL | 0 | 10 | 1 | - | 5 | 0 | 17 | 2 | 0 | 2 | 6 | 121 | |
| 58 GERMAN DR | 02 FRANCE | - | - | - | - | - | - | - | - | - | - | - | - | 1 |
| | 04 NEDERLAND | - | 15 | 8 | - | 0 | - | - | - | - | - | 0 | 33 | |
| | 05 BELGIQUE/BELGIE | - | 6 | 13 | - | 4 | - | - | 0 | - | - | - | 45 | |
| | 06 LUXEMBOURG | - | 3 | - | - | - | - | - | - | - | - | - | 3 | |
| | 20 EUR | - | 23 | 21 | - | 4 | - | - | 0 | - | - | 0 | 81 | |
| | 36 SWITZERLAND | - | - | - | - | 1 | - | - | - | - | - | - | 1 | |
| | 88 TOTAL THIRD COUNTR | - | - | - | - | 1 | - | - | - | - | - | - | 1 | |
| | 90 INSG.-TOTAAL-TOTAL | - | 23 | 21 | - | 5 | - | - | 0 | - | - | 0 | 83 | |

B I N N E N W A S S E R - B I N N E N W A T E R E N - V O I E N A V I G A B L E

3.2.01:05 (6B)

DURCHGANGSVERKEHR NACH LAND UND GUETERGRUPPE

BR DEUTSCHLAND

DOORVOER NAAR LAND EN GOEDERENGROEP

1985

TRAFIC DE TRANSIT PAR PAYS ET GROUPE DE MARCHANDISES

MIO TKM

| LAND DER - LAND VAN - PAYS DE BELADUNG LADING CHARGEMENT | ENTLADUNG LOSSING DECHARGEMENT | GUETERGRUPPE | | | | GOEDERENGROEP | | | | GROUPE DE MARCHANDISES | | | | |
|---|--------------------------------------|--------------|----|----|----|---------------|----|----|-----|------------------------|-----|-----|----|-----|
| | | 01 | 02 | 03 | 04 | 05 | 06 | 07 | 08 | 09 | 10 | 11 | 12 | 13 |
| 60 POLAND | 02 FRANCE | - | - | - | - | - | - | - | - | - | - | - | - | - |
| | 04 NEDERLAND | - | - | - | - | - | 0 | - | - | - | - | 1 | 0 | 5 |
| | 05 BELGIQUE/BELGIE | - | 0 | - | - | - | 0 | - | - | - | - | - | - | 0 |
| | 06 LUXEMBOURG | - | - | - | - | - | - | - | - | - | - | - | 1 | 1 |
| | 20 EUR | - | 0 | - | - | - | 1 | - | - | - | - | 1 | 0 | 6 |
| | 36 SWITZERLAND | - | - | - | - | - | - | - | 3 | - | - | - | - | - |
| | 88 TOTAL THIRD COUNTR | - | - | - | - | - | - | - | 3 | - | - | - | - | - |
| | 90 INSG.-TOTAAL-TOTAL | - | 0 | - | - | - | 1 | - | 3 | - | - | 1 | 0 | 6 |
| 62 CZECHOSLOVAKIA | 04 NEDERLAND | - | - | - | - | - | - | - | - | - | - | - | - | - |
| | 20 EUR | - | - | - | - | - | - | - | - | - | - | - | - | - |
| | 90 INSG.-TOTAAL-TOTAL | - | - | - | - | - | - | - | - | - | - | - | - | - |
| 71 TOTAL STATE TRA | 02 FRANCE | - | - | - | - | - | - | - | - | - | - | - | - | 1 |
| | 04 NEDERLAND | - | - | - | - | - | 1 | 2 | 3 | - | - | 1 | 0 | 7 |
| | 05 BELGIQUE/BELGIE | - | 0 | - | - | - | 1 | - | 18 | - | - | - | - | 5 |
| | 06 LUXEMBOURG | - | - | - | - | - | - | - | - | - | - | - | - | 1 |
| | 20 EUR | - | 0 | - | - | - | 2 | 2 | 21 | - | - | 1 | 0 | 14 |
| | 36 SWITZERLAND | - | - | - | - | - | - | - | 3 | - | - | - | - | - |
| | 88 TOTAL THIRD COUNTR | - | - | - | - | - | - | - | 3 | - | - | - | - | - |
| | 90 INSG.-TOTAAL-TOTAL | - | 0 | - | - | - | 2 | 2 | 24 | - | - | 1 | 0 | 14 |
| 88 TOTAL THIRD COU | 02 FRANCE | - | - | - | - | - | - | - | - | - | - | 1 | - | 1 |
| | 04 NEDERLAND | - | - | - | 0 | 1 | 5 | 2 | 5 | - | 0 | 1 | 1 | 26 |
| | 05 BELGIQUE/BELGIE | - | 0 | - | - | 3 | 3 | - | 18 | - | - | 2 | 2 | 48 |
| | 06 LUXEMBOURG | - | - | - | - | - | - | - | - | - | - | - | - | 1 |
| | 20 EUR | - | 0 | - | 0 | 1 | 8 | 2 | 22 | - | 3 | 2 | 3 | 76 |
| | 36 SWITZERLAND | - | - | - | - | - | - | - | 3 | - | - | - | - | - |
| | 88 TOTAL THIRD COUNTR | - | - | - | - | - | - | - | 3 | - | - | - | - | - |
| | 90 INSG.-TOTAAL-TOTAL | - | 0 | - | 0 | 1 | 8 | 2 | 25 | - | 3 | 2 | 3 | 76 |
| 90 INSG.-TOTAAL-TOTAL | 02 FRANCE | 17 | 0 | - | 5 | 1 | 11 | 8 | 243 | - | 219 | 645 | 45 | 79 |
| | 04 NEDERLAND | 324 | - | - | 1 | 1 | 44 | 10 | 7 | - | 14 | 7 | 2 | 101 |

B I N N E N W A S S E R - B I N N E N W A T E R E N - V O I E N A V I G A B L E

3.2.01:06 (6B)

DURCHGANGSVERKEHR NACH LAND UND GUETERGRUPPE

BR DEUTSCHLAND

DOORVOER NAAR LAND EN GOEDERENGROEP

1985

TRAFIC DE TRANSIT PAR PAYS ET GROUPE DE MARCHANDISES

MIO TKM

| LAND DER - LAND VAN - PAYS DE BELADUNG LADING CHARGEMENT | ENTLADUNG LOSSING DECHARGEMENT | GUETERGRUPPE | | | | GOEDERENGROEP | | | | GROUPE DE MARCHANDISES | | | | |
|---|--------------------------------------|--------------|-----|-----|----|---------------|----|----|----|------------------------|----|----|-------|------|
| | | 14 | 15 | 16 | 17 | 18 | 19 | 20 | 21 | 22 | 23 | 24 | 01-24 | |
| 60 POLAND | 02 FRANCE | 2 | 1 | - | - | - | - | - | - | - | - | - | - | 3 |
| | 04 NEDERLAND | 2 | - | - | - | 3 | - | - | - | 3 | - | - | - | 15 |
| | 05 BELGIQUE/BELGIE | 3 | 0 | - | - | - | - | 1 | 0 | 2 | - | 0 | - | 7 |
| | 06 LUXEMBOURG | 0 | 3 | - | - | - | - | - | - | - | - | - | - | 1 |
| | 20 EUR | 7 | 2 | - | - | 3 | - | 1 | 0 | 5 | - | 0 | - | 26 |
| | 36 SWITZERLAND | - | - | - | - | - | - | - | - | - | - | - | - | 3 |
| | 88 TOTAL THIRD COUNTR | - | - | - | - | - | - | - | - | - | - | - | - | 3 |
| | 90 INSG.-TOTAAL-TOTAL | 7 | 2 | - | - | 3 | - | 1 | 0 | 5 | - | 0 | - | 29 |
| 62 CZECHOSLOVAKIA | 04 NEDERLAND | - | - | - | - | - | - | - | - | 0 | - | - | - | 0 |
| | 20 EUR | - | - | - | - | - | - | - | - | 0 | - | - | - | 0 |
| | 90 INSG.-TOTAAL-TOTAL | - | - | - | - | - | - | - | - | 0 | - | - | - | 0 |
| 71 TOTAL STATE TRA | 02 FRANCE | 2 | 1 | - | - | - | - | - | - | - | - | - | - | 4 |
| | 04 NEDERLAND | 2 | 15 | 8 | - | 4 | - | - | - | 3 | - | 0 | - | 48 |
| | 05 BELGIQUE/BELGIE | 3 | 6 | 13 | - | 4 | - | 1 | 0 | 2 | - | 0 | - | 52 |
| | 06 LUXEMBOURG | 0 | 3 | - | - | - | - | - | - | - | - | - | - | 4 |
| | 20 EUR | 7 | 25 | 21 | - | 7 | - | 1 | 0 | 5 | - | 1 | - | 108 |
| | 36 SWITZERLAND | - | - | - | - | 1 | - | - | - | - | - | - | - | 4 |
| | 88 TOTAL THIRD COUNTR | - | - | - | - | 1 | - | - | - | - | - | - | - | 4 |
| | 90 INSG.-TOTAAL-TOTAL | 7 | 25 | 21 | - | 9 | - | 1 | 0 | 5 | - | 1 | - | 112 |
| 88 TOTAL THIRD COU | 02 FRANCE | 2 | 1 | - | - | - | - | - | - | - | - | - | - | 5 |
| | 04 NEDERLAND | 2 | 18 | 8 | - | 7 | 0 | 14 | 1 | 3 | 1 | 5 | - | 104 |
| | 05 BELGIQUE/BELGIE | 3 | 13 | 14 | - | 6 | - | 3 | 1 | 2 | 0 | 2 | - | 116 |
| | 06 LUXEMBOURG | 0 | 3 | - | - | - | - | - | - | - | - | - | - | 4 |
| | 20 EUR | 7 | 35 | 22 | - | 13 | 0 | 18 | 2 | 5 | 2 | 6 | - | 229 |
| | 36 SWITZERLAND | - | - | - | - | 1 | - | - | - | - | - | - | - | 4 |
| | 88 TOTAL THIRD COUNTR | - | - | - | - | 1 | - | - | - | - | - | - | - | 4 |
| | 90 INSG.-TOTAAL-TOTAL | 7 | 35 | 22 | - | 14 | 0 | 18 | 2 | 5 | 2 | 6 | - | 233 |
| 90 INSG.-TOTAAL-TOTAL | 02 FRANCE | 2 | 45 | 188 | - | 72 | 70 | 2 | 1 | 0 | 5 | 3 | - | 1660 |
| | 04 NEDERLAND | 2 | 733 | 55 | 2 | 20 | 0 | 23 | 5 | 3 | 2 | 14 | - | 1369 |

B I N N E N W A S S E R - B I N N E N W A T E R E N - V O I E N A V I G A B L E

3.2.01:07 (68)

DURCHGANGSVERKEHR NACH LAND UND GUETERGRUPPE

BR DEUTSCHLAND

DOORVOER NAAR LAND EN GOEDERENGROEP

1985

TRAFIC DE TRANSIT PAR PAYS ET GROUPE DE MARCHANDISES

MIO TKM

| LAND DER - LAND VAN - PAYS DE BELADUNG LADING CHARGEMENT | ENTLADUNG LOSSING DECHARGEMENT | GUETERGRUPPE | | | | GOEDERENGROEP | | | | GROUPE DE MARCHANDISES | | | | |
|---|--------------------------------------|--------------|----|----|----|---------------|-----|-----|-----|------------------------|------|-----|----|-----|
| | | 01 | 02 | 03 | 04 | 05 | 06 | 07 | 08 | 09 | 10 | 11 | 12 | 13 |
| 90 INSG.-TOTAAL-TOTAL | 05 BELGIQUE/BELGIE | 83 | 0 | - | - | - | 10 | 16 | 22 | - | 5 | 2 | 2 | 308 |
| | 06 LUXEMBOURG | - | - | - | - | 0 | 7 | - | 64 | - | 37 | 22 | - | 3 |
| | 09 DANMARK | 0 | - | - | - | - | 0 | - | - | - | - | - | - | - |
| | 20 EUR | 424 | 0 | - | 6 | 2 | 72 | 34 | 335 | - | 274 | 675 | 49 | 492 |
| | 36 SWITZERLAND | 199 | 1 | - | 6 | 4 | 65 | 85 | 149 | - | 1447 | 13 | 3 | 418 |
| | 58 GERMAN DR | 0 | - | - | - | - | 0 | - | 3 | - | - | 31 | - | 15 |
| | 60 POLAND | - | - | - | - | - | 1 | - | 0 | - | - | - | - | 5 |
| | 71 TOTAL STATE TRAD. | 0 | - | - | - | - | 2 | - | 3 | - | - | 31 | - | 20 |
| | 88 TOTAL THIRD COUNTR | 200 | 1 | - | 6 | 4 | 66 | 85 | 152 | - | 1447 | 43 | 3 | 437 |
| 90 INSG.-TOTAAL-TOTAL | | 623 | 1 | - | 12 | 6 | 139 | 118 | 487 | - | 1721 | 718 | 52 | 929 |

B I N N E N W A S S E R - B I N N E N W A T E R E N - V O I E N A V I G A B L E

3.2.01:08 (68)

DURCHGANGSVERKEHR NACH LAND UND GUETERGRUPPE

BR DEUTSCHLAND

DOORVOER NAAR LAND EN GOEDERENGROEP

1985

TRAFIC DE TRANSIT PAR PAYS ET GROUPE DE MARCHANDISES

MIO TKM

| LAND DER - LAND VAN - PAYS DE BELADUNG LADING CHARGEMENT | ENTLADUNG LOSSING DECHARGEMENT | GUETERGRUPPE | | | | GOEDERENGROEP | | | | GROUPE DE MARCHANDISES | | | | |
|---|--------------------------------------|--------------|-----|-----|----|---------------|-----|----|----|------------------------|----|----|-------|--|
| | | 14 | 15 | 16 | 17 | 18 | 19 | 20 | 21 | 22 | 23 | 24 | 01-24 | |
| 90 INSG.-TOTAAL-TOTAL | 05 BELGIQUE/BELGIE | 3 | 83 | 41 | - | 56 | - | 8 | 4 | 2 | 0 | 19 | 665 | |
| | 06 LUXEMBOURG | 1 | 31 | 4 | - | - | - | - | - | - | - | - | 169 | |
| | 09 DANMARK | - | - | - | - | - | 0 | - | - | - | - | - | 0 | |
| | 20 EUR | 9 | 893 | 288 | 2 | 148 | 71 | 33 | 10 | 5 | 6 | 35 | 3863 | |
| | 36 SWITZERLAND | 4 | 66 | 27 | 2 | 160 | 109 | 2 | 8 | 2 | 1 | 12 | 2783 | |
| | 58 GERMAN DR | - | 1 | 0 | - | - | - | - | 0 | - | - | - | 50 | |
| | 60 POLAND | - | 1 | 8 | - | 0 | - | - | - | - | - | - | 16 | |
| | 71 TOTAL STATE TRAD. | - | 2 | 8 | - | 0 | - | - | 0 | - | - | - | 65 | |
| | 88 TOTAL THIRD COUNTR | 4 | 68 | 35 | 2 | 160 | 109 | 2 | 8 | 2 | 1 | 12 | 2848 | |
| 90 INSG.-TOTAAL-TOTAL | | 13 | 961 | 323 | 4 | 308 | 180 | 34 | 19 | 7 | 7 | 47 | 6711 | |

B I N N E N W A S S E R - B I N N E N W A T E R E N - V O I E N A V I G A B L E

3.2.02:01 (68)

DURCHGANGSVERKEHR NACH LAND UND GUETERGRUPPE

FRANCE

DOORVOER NAAR LAND EN GOEDERENGROEP

1985

TRAFIC DE TRANSIT PAR PAYS ET GROUPE DE MARCHANDISES

MIO TKM

| LAND DER LADING CHARGEMENT | LAND VAN ENTLADING LOSSING DECHARGEMENT | GUETERGRUPPE | | | | GOEDERENGROEP | | | | GROUPE DE MARCHANDISES | | | | |
|----------------------------------|--|--------------|----|----|----|---------------|----|----|----|------------------------|-----|----|----|-----|
| | | 01 | 02 | 03 | 04 | 05 | 06 | 07 | 08 | 09 | 10 | 11 | 12 | 13 |
| 01 BR DEUTSCHLAND | 01 BR DEUTSCHLAND | 1 | - | - | - | - | - | - | 2 | - | 8 | - | 1 | 0 |
| | 04 NEDERLAND | 0 | - | - | - | - | - | - | 0 | - | - | - | - | - |
| | 05 BELGIQUE/BELGIE | - | - | - | - | - | - | - | 0 | - | - | - | - | - |
| | 20 EUR | 1 | - | - | - | - | - | - | 2 | - | 8 | - | 1 | 0 |
| | 36 SWITZERLAND | 0 | - | - | 0 | - | 1 | 0 | 11 | 2 | 108 | 1 | - | 64 |
| | 88 TOTAL THIRD COUNTR | 0 | - | - | 0 | - | 1 | 0 | 11 | 2 | 108 | 1 | - | 64 |
| | 90 INSG.-TOTAAL-TOTAL | 1 | - | - | 0 | - | 1 | 0 | 13 | 2 | 116 | 1 | 1 | 64 |
| 04 NEDERLAND | 01 BR DEUTSCHLAND | 1 | - | - | - | - | 0 | 0 | 13 | 1 | 5 | - | 6 | 2 |
| | 20 EUR | 1 | - | - | - | - | 0 | 0 | 13 | 1 | 5 | - | 6 | 2 |
| | 36 SWITZERLAND | 25 | 0 | - | 0 | 1 | 7 | 15 | 25 | 3 | 126 | 0 | 0 | 25 |
| | 88 TOTAL THIRD COUNTR | 25 | 0 | - | 0 | 1 | 7 | 15 | 25 | 3 | 126 | 0 | 0 | 25 |
| | 90 INSG.-TOTAAL-TOTAL | 26 | 0 | - | 0 | 1 | 7 | 15 | 38 | 3 | 131 | 0 | 6 | 27 |
| 05 BELGIQUE/BELGIE | 01 BR DEUTSCHLAND | - | - | - | 0 | - | - | - | 0 | - | 1 | - | - | 0 |
| | 20 EUR | - | - | - | 0 | - | - | - | 0 | - | 1 | - | - | 0 |
| | 36 SWITZERLAND | 6 | - | - | 0 | 0 | 1 | 2 | 6 | 1 | 75 | 1 | - | 34 |
| | 88 TOTAL THIRD COUNTR | 6 | - | - | 0 | 0 | 1 | 2 | 6 | 1 | 75 | 1 | - | 34 |
| | 90 INSG.-TOTAAL-TOTAL | 6 | - | - | 0 | 0 | 1 | 2 | 6 | 1 | 76 | 1 | - | 35 |
| 06 LUXEMBOURG | 01 BR DEUTSCHLAND | - | - | - | - | - | - | - | - | - | - | - | - | - |
| | 20 EUR | - | - | - | - | - | - | - | - | - | - | - | - | - |
| | 90 INSG.-TOTAAL-TOTAL | - | - | - | - | - | - | - | - | - | - | - | - | - |
| 20 EUR | 01 BR DEUTSCHLAND | 1 | - | - | 0 | - | 0 | 0 | 15 | 1 | 14 | - | 6 | 3 |
| | 04 NEDERLAND | 0 | - | - | - | - | - | - | 0 | - | - | - | - | - |
| | 05 BELGIQUE/BELGIE | - | - | - | - | - | - | - | 0 | - | - | - | - | - |
| | 20 EUR | 2 | - | - | 0 | - | 0 | 0 | 16 | 1 | 14 | - | 6 | 3 |
| | 36 SWITZERLAND | 32 | 0 | - | 1 | 1 | 9 | 16 | 42 | 6 | 309 | 2 | 0 | 123 |
| | 88 TOTAL THIRD COUNTR | 32 | 0 | - | 1 | 1 | 9 | 16 | 42 | 6 | 309 | 2 | 0 | 123 |

B I N N E N W A S S E R - B I N N E N W A T E R E N - V O I E N A V I G A B L E

3.2.02:02 (68)

DURCHGANGSVERKEHR NACH LAND UND GUETERGRUPPE

FRANCE

DOORVOER NAAR LAND EN GOEDERENGROEP

1985

TRAFIC DE TRANSIT PAR PAYS ET GROUPE DE MARCHANDISES

MIO TKM

| LAND DER LADING CHARGEMENT | LAND VAN ENTLADING LOSSING DECHARGEMENT | GUETERGRUPPE | | | | GOEDERENGROEP | | | | GROUPE DE MARCHANDISES | | | | |
|----------------------------------|--|--------------|----|----|----|---------------|----|----|----|------------------------|----|----|-------|--|
| | | 14 | 15 | 16 | 17 | 18 | 19 | 20 | 21 | 22 | 23 | 24 | 01-24 | |
| 01 BR DEUTSCHLAND | 01 BR DEUTSCHLAND | - | 38 | - | - | 1 | 0 | 0 | - | - | - | 0 | 51 | |
| | 04 NEDERLAND | - | 38 | - | - | - | - | 0 | - | - | - | 0 | 39 | |
| | 05 BELGIQUE/BELGIE | - | 2 | - | - | - | - | 0 | - | - | - | 0 | 2 | |
| | 20 EUR | - | 78 | - | - | 1 | 0 | 0 | - | - | - | 0 | 92 | |
| | 36 SWITZERLAND | 0 | 5 | 2 | 2 | 1 | - | 0 | - | 0 | 0 | 1 | 198 | |
| | 88 TOTAL THIRD COUNTR | 0 | 5 | 2 | 2 | 1 | - | 0 | - | 0 | 0 | 1 | 198 | |
| | 90 INSG.-TOTAAL-TOTAL | 0 | 83 | 2 | 2 | 2 | 0 | 0 | - | 0 | 0 | 1 | 290 | |
| 04 NEDERLAND | 01 BR DEUTSCHLAND | - | 6 | 0 | - | 1 | 4 | 3 | - | - | 0 | 0 | 42 | |
| | 20 EUR | - | 6 | 0 | - | 1 | 4 | 3 | - | - | 0 | 0 | 42 | |
| | 36 SWITZERLAND | - | 40 | 2 | 0 | 1 | 21 | 0 | - | - | 0 | 2 | 294 | |
| | 88 TOTAL THIRD COUNTR | - | 40 | 2 | 0 | 1 | 21 | 0 | - | - | 0 | 2 | 294 | |
| | 90 INSG.-TOTAAL-TOTAL | - | 46 | 3 | 0 | 2 | 25 | 3 | - | - | 0 | 2 | 337 | |
| 05 BELGIQUE/BELGIE | 01 BR DEUTSCHLAND | - | 1 | - | - | - | 1 | - | - | - | 0 | 0 | 3 | |
| | 20 EUR | - | 1 | - | - | - | 1 | - | - | - | 0 | 0 | 3 | |
| | 36 SWITZERLAND | - | 6 | 2 | - | - | 2 | 0 | - | - | 0 | 0 | 137 | |
| | 88 TOTAL THIRD COUNTR | - | 6 | 2 | - | - | 2 | 0 | - | - | 0 | 0 | 137 | |
| | 90 INSG.-TOTAAL-TOTAL | - | 8 | 2 | - | - | 3 | 0 | - | - | 0 | 0 | 141 | |
| 06 LUXEMBOURG | 01 BR DEUTSCHLAND | - | 0 | - | - | - | - | - | - | - | - | - | 0 | |
| | 20 EUR | - | 0 | - | - | - | - | - | - | - | - | - | 0 | |
| | 90 INSG.-TOTAAL-TOTAL | - | 0 | - | - | - | - | - | - | - | - | - | 0 | |
| 20 EUR | 01 BR DEUTSCHLAND | - | 46 | 0 | - | 2 | 4 | 3 | - | - | 0 | 0 | 97 | |
| | 04 NEDERLAND | - | 38 | - | - | - | - | 0 | - | - | - | 0 | 39 | |
| | 05 BELGIQUE/BELGIE | - | 2 | - | - | - | - | 0 | - | - | - | 0 | 2 | |
| | 20 EUR | - | 86 | 0 | - | 2 | 4 | 3 | - | - | 0 | 0 | 138 | |
| | 36 SWITZERLAND | 0 | 51 | 6 | 3 | 2 | 23 | 0 | - | 0 | 0 | 4 | 630 | |
| | 88 TOTAL THIRD COUNTR | 0 | 51 | 6 | 3 | 2 | 23 | 0 | - | 0 | 0 | 4 | 630 | |

B I N N E N W A S S E R - B I N N E N W A T E R E N - V O I E N A V I G A B L E

3.2.02:03 (6B)

DURCHGANGSVERKEHR NACH LAND UND GUETERGRUPPE

FRANCE

DOORVOER NAAR LAND EN GOEDERENGROEP

1985

TRAFIC DE TRANSIT PAR PAYS ET GROUPE DE MARCHANDISES

MIO TKM

| LAND DER - LAND VAN - PAYS DE BELADUNG LADING CHARGEMENT | ENTLADUNG LOSSING DECHARGEMENT | GUETERGRUPPE | | | | | GOEDERENGROEP | | | | | GROUPE DE MARCHANDISES | | | | |
|---|--------------------------------------|--------------|----|----|----|----|---------------|----|----|----|-----|------------------------|----|-----|--|--|
| | | 01 | 02 | 03 | 04 | 05 | 06 | 07 | 08 | 09 | 10 | 11 | 12 | 13 | | |
| 20 EUR | :90 INSG.-TOTAAL-TOTAL | 33 | 0 | - | 1 | 1 | 9 | 17 | 57 | 7 | 323 | 2 | 7 | 126 | | |
| 36 SWITZERLAND | :01 BR DEUTSCHLAND | - | - | - | - | - | - | - | 0 | 1 | 6 | 0 | - | 12 | | |
| | :04 NEDERLAND | - | - | - | - | 0 | 1 | - | 0 | - | 1 | - | 0 | 2 | | |
| | :05 BELGIQUE/BELGIE | - | - | - | - | 0 | 0 | 0 | - | - | - | - | - | 7 | | |
| | :20 EUR | - | - | - | - | 0 | 1 | 0 | 0 | 1 | 7 | 0 | 0 | 21 | | |
| | :90 INSG.-TOTAAL-TOTAL | - | - | - | - | 0 | 1 | 0 | 0 | 1 | 7 | 0 | 0 | 21 | | |
| 88 TOTAL THIRD COUNTR | :01 BR DEUTSCHLAND | - | - | - | - | - | - | - | 0 | 1 | 6 | 0 | - | 12 | | |
| | :04 NEDERLAND | - | - | - | - | 0 | 1 | - | 0 | - | 1 | - | 0 | 2 | | |
| | :05 BELGIQUE/BELGIE | - | - | - | - | 0 | 0 | 0 | - | - | - | - | - | 7 | | |
| | :20 EUR | - | - | - | - | 0 | 1 | 0 | 0 | 1 | 7 | 0 | 0 | 21 | | |
| | :90 INSG.-TOTAAL-TOTAL | - | - | - | - | 0 | 1 | 0 | 0 | 1 | 7 | 0 | 0 | 21 | | |
| 90 INSG.-TOTAAL-TOTAL | :01 BR DEUTSCHLAND | 1 | - | - | 0 | - | 0 | 0 | 16 | 2 | 20 | 0 | 6 | 15 | | |
| | :04 NEDERLAND | 0 | - | - | - | 0 | 1 | - | 0 | - | 1 | - | 0 | 2 | | |
| | :05 BELGIQUE/BELGIE | - | - | - | - | 0 | 0 | 0 | 0 | - | - | - | - | 7 | | |
| | :20 EUR | 2 | - | - | 0 | 0 | 1 | 0 | 16 | 2 | 20 | 0 | 6 | 24 | | |
| | :36 SWITZERLAND | 32 | 0 | - | 1 | 1 | 9 | 16 | 42 | 6 | 309 | 2 | 0 | 123 | | |
| | :88 TOTAL THIRD COUNTR | 32 | 0 | - | 1 | 1 | 9 | 16 | 42 | 6 | 309 | 2 | 0 | 123 | | |
| | :90 INSG.-TOTAAL-TOTAL | 33 | 0 | - | 1 | 1 | 10 | 17 | 58 | 8 | 329 | 2 | 7 | 147 | | |

B I N N E N W A S S E R - B I N N E N W A T E R E N - V O I E N A V I G A B L E

3.2.02:04 (6B)

DURCHGANGSVERKEHR NACH LAND UND GUETERGRUPPE

FRANCE

DOORVOER NAAR LAND EN GOEDERENGROEP

1985

TRAFIC DE TRANSIT PAR PAYS ET GROUPE DE MARCHANDISES

MIO TKM

| LAND DER - LAND VAN - PAYS DE BELADUNG LADING CHARGEMENT | ENTLADUNG LOSSING DECHARGEMENT | GUETERGRUPPE | | | | | GOEDERENGROEP | | | | | GROUPE DE MARCHANDISES | | | | |
|---|--------------------------------------|--------------|-----|----|----|----|---------------|----|----|----|----|------------------------|-------|--|--|--|
| | | 14 | 15 | 16 | 17 | 18 | 19 | 20 | 21 | 22 | 23 | 24 | 01-24 | | | |
| 20 EUR | :90 INSG.-TOTAAL-TOTAL | 0 | 137 | 6 | 3 | 4 | 28 | 3 | - | 0 | 1 | 4 | 768 | | | |
| 36 SWITZERLAND | :01 BR DEUTSCHLAND | - | 0 | - | 0 | - | - | 0 | - | 0 | 0 | 0 | 20 | | | |
| | :04 NEDERLAND | - | 1 | 0 | - | 0 | - | 2 | 0 | - | 0 | 1 | 7 | | | |
| | :05 BELGIQUE/BELGIE | - | 2 | 0 | 0 | 0 | - | 1 | 0 | - | 0 | 0 | 10 | | | |
| | :20 EUR | 0 | 2 | 0 | 0 | 0 | - | 3 | 0 | 0 | 0 | 2 | 38 | | | |
| | :90 INSG.-TOTAAL-TOTAL | 0 | 2 | 0 | 0 | 0 | - | 3 | 0 | 0 | 0 | 2 | 38 | | | |
| 88 TOTAL THIRD COUNTR | :01 BR DEUTSCHLAND | - | 0 | - | 0 | - | - | 0 | - | 0 | 0 | 0 | 20 | | | |
| | :04 NEDERLAND | 0 | 0 | 0 | - | 0 | - | 2 | 0 | - | 0 | 1 | 7 | | | |
| | :05 BELGIQUE/BELGIE | - | 1 | 0 | - | 0 | - | 1 | 0 | - | 0 | 0 | 10 | | | |
| | :20 EUR | 0 | 2 | 0 | 0 | 0 | - | 3 | 0 | 0 | 0 | 2 | 38 | | | |
| | :90 INSG.-TOTAAL-TOTAL | 0 | 2 | 0 | 0 | 0 | - | 3 | 0 | 0 | 0 | 2 | 38 | | | |
| 90 INSG.-TOTAAL-TOTAL | :01 BR DEUTSCHLAND | - | 46 | 0 | 0 | 2 | 4 | 3 | - | 0 | 0 | 0 | 117 | | | |
| | :04 NEDERLAND | 0 | 39 | 0 | - | 0 | - | 2 | 0 | - | 0 | 1 | 46 | | | |
| | :05 BELGIQUE/BELGIE | - | 3 | 0 | - | 0 | - | 1 | 0 | - | 0 | 0 | 12 | | | |
| | :20 EUR | 0 | 88 | 0 | 0 | 3 | 4 | 6 | 0 | 0 | 0 | 2 | 175 | | | |
| | :36 SWITZERLAND | 0 | 51 | 6 | 3 | 2 | 23 | 0 | - | 0 | 0 | 4 | 630 | | | |
| | :88 TOTAL THIRD COUNTR | 0 | 51 | 6 | 3 | 2 | 23 | 0 | - | 0 | 0 | 4 | 630 | | | |
| | :90 INSG.-TOTAAL-TOTAL | 0 | 139 | 6 | 3 | 4 | 28 | 6 | 0 | 0 | 1 | 6 | 805 | | | |

B I N N E N W A S S E R - B I N N E N W A T E R E N - V O I E N A V I G A B L E

3.2.04:03 (6B)

DURCHGANGSVERKEHR NACH LAND UND GUETERGRUPPE

NEREDLAND

DOORVOER NAAR LAND EN GOEDERENGROEP

1985

TRAFIC DE TRANSIT PAR PAYS ET GROUPE DE MARCHANDISES

MIO TKM

| LAND DER - LAND VAN - PAYS DE BELADUNG LADING CHARGEMENT | ENTLADUNG LOSSING DECHARGEMENT | GUETERGRUPPE | | | | GOEDERENGROEP | | | | GROUPE DE MARCHANDISES | | | | |
|---|--------------------------------------|--------------|----|----|----|---------------|-----|----|-----|------------------------|-----|-----|-----|-----|
| | | 01 | 02 | 03 | 04 | 05 | 06 | 07 | 08 | 09 | 10 | 11 | 12 | 13 |
| 06 LUXEMBOURG | :20 EUR | 0 | - | - | - | - | - | - | 0 | - | - | - | - | 9 |
| | :90 INSG.-TOTAAL-TOTAL | 0 | - | - | - | - | - | - | 0 | - | - | - | - | 9 |
| 20 EUR | :01 BR DEUTSCHLAND | 194 | 2 | - | 30 | 4 | 48 | 33 | 218 | - | 302 | 80 | 74 | 109 |
| | :02 FRANCE | 8 | - | - | 0 | - | 2 | 1 | 92 | - | 8 | 61 | 18 | 27 |
| | :05 BELGIQUE/BELGIE | 123 | 0 | - | 2 | 2 | 76 | 25 | 202 | 0 | 125 | 25 | 12 | 694 |
| | :06 LUXEMBOURG | - | - | - | - | - | - | - | 1 | - | 1 | 1 | - | 0 |
| | :20 EUR | 325 | 2 | - | 32 | 6 | 126 | 58 | 512 | 0 | 435 | 167 | 103 | 829 |
| | :36 SWITZERLAND | 13 | - | - | 1 | - | 2 | 2 | 9 | - | 72 | 3 | - | 30 |
| | :58 GERMAN DR | 0 | - | - | - | - | - | - | 1 | - | 0 | 4 | - | 1 |
| | :71 TOTAL STATE TRAD. | 0 | - | - | - | - | - | - | 1 | - | 0 | 4 | - | 1 |
| | :85 OTHER COUNTRIES | 0 | - | - | 0 | 1 | 4 | 0 | 89 | - | 0 | 3 | 3 | 138 |
| | :88 TOTAL THIRD COUNTR | 13 | - | - | 2 | 1 | 6 | 2 | 100 | - | 72 | 11 | 3 | 169 |
| | :90 INSG.-TOTAAL-TOTAL | 338 | 2 | - | 34 | 7 | 132 | 60 | 612 | 0 | 507 | 178 | 106 | 998 |
| 36 SWITZERLAND | :01 BR DEUTSCHLAND | - | - | - | - | - | - | - | - | - | - | - | - | - |
| | :05 BELGIQUE/BELGIE | - | - | - | - | - | - | - | 0 | - | 0 | - | 1 | 13 |
| | :20 EUR | - | - | - | - | - | - | - | 0 | - | 0 | - | 1 | 13 |
| | :90 INSG.-TOTAAL-TOTAL | - | - | - | - | - | - | - | 0 | - | 0 | - | 1 | 13 |
| 58 GERMAN DR | :02 FRANCE | - | - | - | - | - | - | - | - | - | - | - | - | 0 |
| | :05 BELGIQUE/BELGIE | - | - | - | - | - | - | - | 7 | - | - | - | - | 2 |
| | :20 EUR | - | - | - | - | - | - | - | 7 | - | - | - | - | 2 |
| | :90 INSG.-TOTAAL-TOTAL | - | - | - | - | - | - | - | 7 | - | - | - | - | 2 |
| 71 TOTAL STATE TRAD | :02 FRANCE | - | - | - | - | - | - | - | - | - | - | - | - | 0 |
| | :05 BELGIQUE/BELGIE | - | - | - | - | - | - | - | 7 | - | - | - | - | 2 |
| | :20 EUR | - | - | - | - | - | - | - | 7 | - | - | - | - | 2 |
| | :90 INSG.-TOTAAL-TOTAL | - | - | - | - | - | - | - | 7 | - | - | - | - | 2 |
| 85 OTHER COUNTRIES | :05 BELGIQUE/BELGIE | - | 0 | - | - | - | - | 0 | - | - | - | - | - | 0 |
| | :20 EUR | - | 0 | - | - | - | - | 0 | - | - | - | - | - | 0 |

B I N N E N W A S S E R - B I N N E N W A T E R E N - V O I E N A V I G A B L E

3.2.04:04 (6B)

DURCHGANGSVERKEHR NACH LAND UND GUETERGRUPPE

NEREDLAND

DOORVOER NAAR LAND EN GOEDERENGROEP

1985

TRAFIC DE TRANSIT PAR PAYS ET GROUPE DE MARCHANDISES

MIO TKM

| LAND DER - LAND VAN - PAYS DE BELADUNG LADING CHARGEMENT | ENTLADUNG LOSSING DECHARGEMENT | GUETERGRUPPE | | | | GOEDERENGROEP | | | | GROUPE DE MARCHANDISES | | | | |
|---|--------------------------------------|--------------|-----|-----|----|---------------|----|----|-----|------------------------|----|-----|-------|----|
| | | 14 | 15 | 16 | 17 | 18 | 19 | 20 | 21 | 22 | 23 | 24 | 01-24 | |
| 06 LUXEMBOURG | :20 EUR | - | - | - | - | - | - | - | 1 | - | - | - | 0 | 11 |
| | :90 INSG.-TOTAAL-TOTAL | - | - | - | - | - | - | - | 1 | - | - | - | 0 | 11 |
| 20 EUR | :01 BR DEUTSCHLAND | 17 | 313 | 204 | 6 | 380 | 40 | 4 | 85 | 1 | 5 | 23 | 2172 | |
| | :02 FRANCE | 0 | 67 | 39 | 4 | 12 | 9 | 0 | 1 | - | - | 3 | 353 | |
| | :05 BELGIQUE/BELGIE | 18 | 346 | 238 | 10 | 299 | 0 | 15 | 12 | 0 | 3 | 70 | 2297 | |
| | :06 LUXEMBOURG | - | 2 | - | - | 0 | - | - | 0 | - | - | - | 6 | |
| | :20 EUR | 35 | 729 | 481 | 21 | 692 | 49 | 20 | 99 | 2 | 8 | 97 | 4827 | |
| | :36 SWITZERLAND | - | 11 | 4 | - | 94 | 5 | 0 | 58 | 0 | - | 5 | 310 | |
| | :58 GERMAN DR | - | 1 | 0 | - | 0 | - | - | 0 | - | - | - | 8 | |
| | :71 TOTAL STATE TRAD. | - | 1 | 0 | - | 0 | - | - | 0 | - | - | - | 8 | |
| | :85 OTHER COUNTRIES | 0 | 8 | 6 | - | 11 | - | 2 | 3 | - | 1 | 20 | 291 | |
| | :88 TOTAL THIRD COUNTR | 0 | 20 | 11 | - | 105 | 5 | 2 | 61 | 0 | 1 | 25 | 609 | |
| | :90 INSG.-TOTAAL-TOTAL | 35 | 749 | 492 | 21 | 797 | 54 | 21 | 160 | 2 | 9 | 122 | 5436 | |
| 36 SWITZERLAND | :01 BR DEUTSCHLAND | - | - | - | - | - | - | 0 | - | - | - | - | 0 | |
| | :05 BELGIQUE/BELGIE | 0 | 2 | 0 | - | 1 | - | 1 | 0 | - | 0 | 0 | 19 | |
| | :20 EUR | 0 | 2 | 0 | - | 1 | - | 1 | 0 | - | 0 | 0 | 19 | |
| | :90 INSG.-TOTAAL-TOTAL | 0 | 2 | 0 | - | 1 | - | 1 | 0 | - | 0 | 0 | 19 | |
| 58 GERMAN DR | :02 FRANCE | - | - | - | - | - | - | - | - | - | - | - | 0 | |
| | :05 BELGIQUE/BELGIE | - | 3 | 6 | - | 2 | - | - | 0 | - | - | - | 19 | |
| | :20 EUR | - | 3 | 6 | - | 2 | - | - | 0 | - | - | - | 19 | |
| | :90 INSG.-TOTAAL-TOTAL | - | 3 | 6 | - | 2 | - | - | 0 | - | - | - | 19 | |
| 71 TOTAL STATE TRAD | :02 FRANCE | - | - | - | - | - | - | - | - | - | - | - | 0 | |
| | :05 BELGIQUE/BELGIE | - | 3 | 6 | - | 2 | - | - | 0 | - | - | - | 19 | |
| | :20 EUR | - | 3 | 6 | - | 2 | - | - | 0 | - | - | - | 19 | |
| | :90 INSG.-TOTAAL-TOTAL | - | 3 | 6 | - | 2 | - | - | 0 | - | - | - | 19 | |
| 85 OTHER COUNTRIES | :05 BELGIQUE/BELGIE | 1 | 0 | - | - | - | - | 0 | 0 | 1 | - | 0 | 3 | |
| | :20 EUR | 1 | 0 | - | - | - | - | 0 | 0 | 1 | - | 0 | 3 | |

BINNENWASSER - BINNENWATEREN - VOIE NAVIGABLE

3.2.04:05 (6B)

DURCHGANGSVERKEHR NACH LAND UND GUETERGRUPPE

NEDERLAND

DOORVOER NAAR LAND EN GOEDERENGROEP

1985

TRAFIC DE TRANSIT PAR PAYS ET GROUPE DE MARCHANDISES

MID TKM

| LAND DER - LAND VAN - PAYS DE BELADUNG LADING CHARGEMENT | ENTLADUNG LOSSING DECHARGEMENT | GUETERGRUPPE | | | | | GOEDERENGROEP | | | | | GROUPE DE MARCHANDISES | | | | |
|---|--------------------------------------|--------------|----|----|----|----|---------------|----|-----|----|-----|------------------------|-----|------|--|--|
| | | 01 | 02 | 03 | 04 | 05 | 06 | 07 | 08 | 09 | 10 | 11 | 12 | 13 | | |
| 85 OTHER COUNTRIES | 90 INSG.-TOTAAL-TOTAL | - | 0 | - | - | - | 0 | - | - | - | - | - | - | 0 | | |
| 88 TOTAL THIRD COUNTRIES | 01 BR DEUTSCHLAND | - | - | - | - | - | - | - | - | - | - | - | - | - | | |
| | 02 FRANCE | - | - | - | - | - | - | - | - | - | - | - | - | 0 | | |
| | 05 BELGIQUE/BELGIE | - | 0 | - | - | - | 1 | - | 7 | - | 0 | - | 1 | 15 | | |
| | 20 EUR | - | 0 | - | - | - | 1 | - | 7 | - | 0 | - | 1 | 15 | | |
| | 90 INSG.-TOTAAL-TOTAL | - | 0 | - | - | - | 1 | - | 7 | - | 0 | - | 1 | 15 | | |
| 90 INSG.-TOTAAL-TOTAL | 01 BR DEUTSCHLAND | 194 | 2 | - | 30 | 4 | 48 | 33 | 218 | - | 302 | 80 | 74 | 109 | | |
| | 02 FRANCE | 8 | - | - | 0 | - | 2 | 1 | 92 | - | 8 | 61 | 18 | 27 | | |
| | 05 BELGIQUE/BELGIE | 123 | 0 | - | 2 | 2 | 77 | 25 | 208 | 0 | 125 | 25 | 12 | 709 | | |
| | 06 LUXEMBOURG | - | - | - | - | - | - | - | 1 | - | 1 | 1 | - | 0 | | |
| | 20 EUR | 325 | 2 | - | 32 | 6 | 128 | 58 | 519 | 0 | 435 | 167 | 104 | 844 | | |
| | 36 SWITZERLAND | 13 | - | - | 1 | - | 2 | 2 | 9 | - | 72 | 3 | - | 30 | | |
| | 58 GERMAN DR | 0 | - | - | - | - | - | - | 1 | - | 0 | 4 | - | 1 | | |
| | 71 TOTAL STATE TRAD. | 0 | - | - | - | - | - | - | 1 | - | 0 | 4 | - | 1 | | |
| | 85 OTHER COUNTRIES | 0 | - | - | 0 | 1 | 4 | 0 | 89 | - | 0 | 3 | 3 | 138 | | |
| | 88 TOTAL THIRD COUNTRIES | 13 | - | - | 2 | 1 | 6 | 2 | 100 | - | 72 | 11 | 3 | 169 | | |
| | 90 INSG.-TOTAAL-TOTAL | 338 | 2 | - | 34 | 7 | 133 | 60 | 618 | 0 | 507 | 178 | 107 | 1013 | | |

BINNENWASSER - BINNENWATEREN - VOIE NAVIGABLE

3.2.04:06 (6B)

DURCHGANGSVERKEHR NACH LAND UND GUETERGRUPPE

NEDERLAND

DOORVOER NAAR LAND EN GOEDERENGROEP

1985

TRAFIC DE TRANSIT PAR PAYS ET GROUPE DE MARCHANDISES

MID TKM

| LAND DER - LAND VAN - PAYS DE BELADUNG LADING CHARGEMENT | ENTLADUNG LOSSING DECHARGEMENT | GUETERGRUPPE | | | | | GOEDERENGROEP | | | | | GROUPE DE MARCHANDISES | | | | |
|---|--------------------------------------|--------------|-----|-----|----|-----|---------------|----|-----|----|----|------------------------|--------|--|--|--|
| | | 14 | 15 | 16 | 17 | 18 | 19 | 20 | 21 | 22 | 23 | 24 | 101-24 | | | |
| 85 OTHER COUNTRIES | 90 INSG.-TOTAAL-TOTAL | 1 | 0 | - | - | - | - | 0 | 0 | 1 | - | 0 | 3 | | | |
| 88 TOTAL THIRD COUNTRIES | 01 BR DEUTSCHLAND | - | - | - | - | - | - | 0 | - | - | - | - | 0 | | | |
| | 02 FRANCE | - | - | - | - | - | - | - | - | - | - | - | 0 | | | |
| | 05 BELGIQUE/BELGIE | 1 | 5 | 6 | - | 2 | - | 1 | 0 | 1 | 0 | 1 | 40 | | | |
| | 20 EUR | 1 | 5 | 6 | - | 2 | - | 1 | 0 | 1 | 0 | 1 | 41 | | | |
| | 90 INSG.-TOTAAL-TOTAL | 1 | 5 | 6 | - | 2 | - | 1 | 0 | 1 | 0 | 1 | 41 | | | |
| 90 INSG.-TOTAAL-TOTAL | 01 BR DEUTSCHLAND | 17 | 313 | 204 | 6 | 380 | 40 | 4 | 85 | 1 | 5 | 23 | 2172 | | | |
| | 02 FRANCE | 0 | 67 | 39 | 4 | 12 | 9 | 0 | 1 | - | - | 3 | 353 | | | |
| | 05 BELGIQUE/BELGIE | 19 | 351 | 244 | 10 | 301 | 0 | 16 | 12 | 1 | 3 | 71 | 2337 | | | |
| | 06 LUXEMBOURG | - | 2 | - | - | 0 | - | 0 | 0 | - | - | - | 6 | | | |
| | 20 EUR | 36 | 734 | 487 | 21 | 694 | 49 | 21 | 99 | 2 | 8 | 97 | 4868 | | | |
| | 36 SWITZERLAND | - | 11 | 4 | - | 94 | 5 | 0 | 58 | 0 | - | 5 | 310 | | | |
| | 58 GERMAN DR | - | 1 | 0 | - | 0 | - | - | 0 | - | - | - | 8 | | | |
| | 71 TOTAL STATE TRAD. | - | 1 | 0 | - | 0 | - | - | 0 | - | - | - | 8 | | | |
| | 85 OTHER COUNTRIES | 0 | 8 | 6 | - | 11 | - | 2 | 3 | - | 1 | 20 | 291 | | | |
| | 88 TOTAL THIRD COUNTRIES | 0 | 20 | 11 | - | 105 | 5 | 2 | 61 | 0 | 1 | 25 | 609 | | | |
| | 90 INSG.-TOTAAL-TOTAL | 36 | 754 | 497 | 21 | 800 | 54 | 23 | 160 | 3 | 10 | 122 | 5477 | | | |

B I N N E N W A S S E R - B I N N E N W A T E R E N - V O I E N A V I G A B L E

3.2.05:01 (6B)

DURCHGANGSVERKEHR NACH LAND UND GUETERGRUPPE

BELGIQUE/BELGIE

DOORVOER NAAR LAND EN GOEDERENGROEP

1985

TRAFIC DE TRANSIT PAR PAYS ET GROUPE DE MARCHANDISES

MIO TKM

| LAND DER BELADUNG LADING CHARGEMENT | LAND VAN - ENTLADUNG LOSSING DECHARGEMENT | GUETERGRUPPE | | | | GOEDERENGROEP | | | | GROUPE DE MARCHANDISES | | | | |
|--|--|--------------|----|----|----|---------------|----|----|----|------------------------|----|----|----|----|
| | | 01 | 02 | 03 | 04 | 05 | 06 | 07 | 08 | 09 | 10 | 11 | 12 | 13 |
| 01 BR DEUTSCHLAND | 02 FRANCE | 3 | - | - | - | - | 1 | 0 | 34 | - | 1 | 8 | 8 | 13 |
| | 04 NEDERLAND | - | - | - | - | - | 0 | - | - | - | - | - | - | - |
| | 20 EUR | 3 | - | - | - | - | 1 | 0 | 34 | - | 1 | 8 | 8 | 13 |
| | 90 INSG.-TOTAAL-TOTAL | 3 | - | - | - | - | 1 | 0 | 34 | - | 1 | 8 | 8 | 13 |
| 02 FRANCE | 01 BR DEUTSCHLAND | 5 | - | - | - | - | 3 | 1 | - | - | - | 0 | - | 1 |
| | 02 FRANCE | 0 | - | - | - | - | 0 | - | - | - | - | - | - | 0 |
| | 04 NEDERLAND | 156 | 4 | 0 | 0 | - | 50 | 3 | 0 | - | - | 0 | - | 3 |
| | 20 EUR | 162 | 4 | 0 | 0 | - | 53 | 4 | 0 | - | - | 0 | - | 4 |
| | 90 INSG.-TOTAAL-TOTAL | 162 | 4 | 0 | 0 | - | 53 | 4 | 0 | - | - | 0 | - | 4 |
| 04 NEDERLAND | 01 BR DEUTSCHLAND | - | - | - | - | - | - | - | 0 | - | - | - | - | - |
| | 02 FRANCE | 16 | 0 | - | 0 | 0 | 9 | 10 | 12 | - | 3 | 1 | 7 | 14 |
| | 04 NEDERLAND | 0 | - | - | - | - | 0 | - | 0 | - | - | - | - | 0 |
| | 20 EUR | 16 | 0 | - | 0 | 0 | 9 | 10 | 12 | - | 3 | 1 | 7 | 14 |
| | 90 INSG.-TOTAAL-TOTAL | 16 | 0 | - | 0 | 0 | 9 | 10 | 12 | - | 3 | 1 | 7 | 14 |
| 20 EUR | 01 BR DEUTSCHLAND | 5 | - | - | - | - | 3 | 1 | 0 | - | - | 0 | - | 1 |
| | 02 FRANCE | 19 | 0 | - | 0 | 0 | 10 | 10 | 45 | - | 4 | 9 | 15 | 28 |
| | 04 NEDERLAND | 156 | 4 | 0 | 0 | - | 50 | 3 | 0 | - | - | 0 | - | 3 |
| | 20 EUR | 180 | 4 | 0 | 0 | 0 | 63 | 14 | 46 | - | 4 | 9 | 15 | 32 |
| | 90 INSG.-TOTAAL-TOTAL | 180 | 4 | 0 | 0 | 0 | 63 | 14 | 46 | - | 4 | 9 | 15 | 32 |
| 58 GERMAN DR | 02 FRANCE | - | - | - | - | - | - | - | - | - | - | - | - | 0 |
| | 20 EUR | - | - | - | - | - | - | - | - | - | - | - | - | 0 |
| | 90 INSG.-TOTAAL-TOTAL | - | - | - | - | - | - | - | - | - | - | - | - | 0 |
| 71 TOTAL STATE TRA | 02 FRANCE | - | - | - | - | - | - | - | - | - | - | - | - | 0 |
| | 20 EUR | - | - | - | - | - | - | - | - | - | - | - | - | 0 |
| | 90 INSG.-TOTAAL-TOTAL | - | - | - | - | - | - | - | - | - | - | - | - | 0 |

B I N N E N W A S S E R - B I N N E N W A T E R E N - V O I E N A V I G A B L E

3.2.05:02 (6B)

DURCHGANGSVERKEHR NACH LAND UND GUETERGRUPPE

BELGIQUE/BELGIE

DOORVOER NAAR LAND EN GOEDERENGROEP

1985

TRAFIC DE TRANSIT PAR PAYS ET GROUPE DE MARCHANDISES

MIO TKM

| LAND DER BELADUNG LADING CHARGEMENT | LAND VAN - ENTLADUNG LOSSING DECHARGEMENT | GUETERGRUPPE | | | | | GOEDERENGROEP | | | | | GROUPE DE MARCHANDISES | | | | |
|--|--|--------------|----|----|----|----|---------------|----|----|----|----|------------------------|-------|--|--|--|
| | | 14 | 15 | 16 | 17 | 18 | 19 | 20 | 21 | 22 | 23 | 24 | 01-24 | | | |
| 01 BR DEUTSCHLAND | 02 FRANCE | 0 | 32 | 6 | 1 | 1 | - | 0 | 0 | - | 0 | 2 | 111 | | | |
| | 04 NEDERLAND | - | - | - | - | - | - | - | - | - | - | - | 0 | | | |
| | 20 EUR | 0 | 32 | 6 | 1 | 1 | - | 0 | 0 | - | 0 | 2 | 111 | | | |
| | 90 INSG.-TOTAAL-TOTAL | 0 | 32 | 6 | 1 | 1 | - | 0 | 0 | - | 0 | 2 | 111 | | | |
| 02 FRANCE | 01 BR DEUTSCHLAND | 0 | - | 0 | - | - | - | - | 0 | - | - | 1 | 12 | | | |
| | 02 FRANCE | 0 | - | 0 | - | - | - | - | - | - | - | - | 1 | | | |
| | 04 NEDERLAND | 0 | 0 | 2 | - | 1 | - | - | - | - | - | 0 | 220 | | | |
| | 20 EUR | 0 | 0 | 2 | - | 1 | - | - | 0 | - | - | 1 | 233 | | | |
| | 90 INSG.-TOTAAL-TOTAL | 0 | 0 | 2 | - | 1 | - | - | 0 | - | - | 1 | 233 | | | |
| 04 NEDERLAND | 01 BR DEUTSCHLAND | - | - | - | - | - | - | - | - | - | - | - | 0 | | | |
| | 02 FRANCE | 0 | 10 | 34 | - | 13 | 1 | - | 0 | - | - | 2 | 132 | | | |
| | 04 NEDERLAND | 0 | 0 | 0 | - | 0 | 1 | - | - | - | - | 0 | 2 | | | |
| | 20 EUR | 0 | 10 | 34 | - | 13 | 2 | - | 0 | - | - | 2 | 134 | | | |
| | 90 INSG.-TOTAAL-TOTAL | 0 | 10 | 34 | - | 13 | 2 | - | 0 | - | - | 2 | 134 | | | |
| 20 EUR | 01 BR DEUTSCHLAND | 0 | - | 0 | - | - | - | - | 0 | - | - | 1 | 12 | | | |
| | 02 FRANCE | 0 | 42 | 40 | 1 | 14 | 1 | 0 | 0 | - | 0 | 4 | 243 | | | |
| | 04 NEDERLAND | 0 | 0 | 2 | - | 1 | 1 | - | - | - | - | 0 | 222 | | | |
| | 20 EUR | 1 | 43 | 42 | 1 | 15 | 2 | 0 | 0 | - | 0 | 5 | 478 | | | |
| | 90 INSG.-TOTAAL-TOTAL | 1 | 43 | 42 | 1 | 15 | 2 | 0 | 0 | - | 0 | 5 | 478 | | | |
| 58 GERMAN DR | 02 FRANCE | - | - | - | - | - | - | - | - | - | - | - | 0 | | | |
| | 20 EUR | - | - | - | - | - | - | - | - | - | - | - | 0 | | | |
| | 90 INSG.-TOTAAL-TOTAL | - | - | - | - | - | - | - | - | - | - | - | 0 | | | |
| 71 TOTAL STATE TRA | 02 FRANCE | - | - | - | - | - | - | - | - | - | - | - | 0 | | | |
| | 20 EUR | - | - | - | - | - | - | - | - | - | - | - | 0 | | | |
| | 90 INSG.-TOTAAL-TOTAL | - | - | - | - | - | - | - | - | - | - | - | 0 | | | |

B I N N E N W A S S E R - B I N N E N W A T E R E N - V O I E N A V I G A B L E
 DURCHGANGSVERKEHR NACH LAND UND GUETERGRUPPE
 DOORVOER NAAR LAND EN GOEDERENGROEP
 TRAFIC DE TRANSIT PAR PAYS ET GROUPE DE MARCHANDISES

3.2.05:03 (6B)
 BELGIQUE/BELGIE
 1985
 MIO TKM

| LAND DER - BELADUNG LADING CHARGEMENT | LAND VAN - ENTLADUNG LOSSING DECHARGEMENT | PAYS DE | GUETERGRUPPE | | | | | GOEDERENGROEP | | | | GROUPE DE MARCHANDISES | | | | | |
|--|--|---------|--------------|----|----|----|----|---------------|----|----|----|------------------------|----|----|----|---|---|
| | | | 01 | 02 | 03 | 04 | 05 | 06 | 07 | 08 | 09 | 10 | 11 | 12 | 13 | | |
| 88 TOTAL THIRD COU | 02 FRANCE | | - | - | - | - | - | - | - | - | - | - | - | - | - | - | 0 |
| | 20 EUR | | - | - | - | - | - | - | - | - | - | - | - | - | - | - | 0 |
| | 90 INSG.-TOTAAL-TOTAL | | - | - | - | - | - | - | - | - | - | - | - | - | - | - | 0 |
| 90 INSG.-TOTAAL-TOTAL | 01 BR DEUTSCHLAND | | 5 | - | - | - | - | - | 3 | 1 | 0 | - | - | 0 | - | - | 1 |
| | 02 FRANCE | | 19 | 0 | - | 0 | 0 | 10 | 10 | 45 | 4 | 9 | 15 | 28 | | | |
| | 04 NEDERLAND | | 156 | 4 | 0 | 0 | - | 50 | 3 | 0 | - | 0 | - | 3 | | | |
| | 20 EUR | | 180 | 4 | 0 | 0 | 0 | 63 | 14 | 46 | 4 | 9 | 15 | 32 | | | |
| | 90 INSG.-TOTAAL-TOTAL | | 180 | 4 | 0 | 0 | 0 | 63 | 14 | 46 | - | 4 | 9 | 15 | 32 | | |

B I N N E N W A S S E R - B I N N E N W A T E R E N - V O I E N A V I G A B L E
 DURCHGANGSVERKEHR NACH LAND UND GUETERGRUPPE
 DOORVOER NAAR LAND EN GOEDERENGROEP
 TRAFIC DE TRANSIT PAR PAYS ET GROUPE DE MARCHANDISES

3.2.05:04 (6B)
 BELGIQUE/BELGIE
 1985
 MIO TKM

| LAND DER - BELADUNG LADING CHARGEMENT | LAND VAN - ENTLADUNG LOSSING DECHARGEMENT | PAYS DE | GUETERGRUPPE | | | | | GOEDERENGROEP | | | | GROUPE DE MARCHANDISES | | | | | |
|--|--|---------|--------------|----|----|----|----|---------------|----|----|----|------------------------|----|-------|---|---|---|
| | | | 14 | 15 | 16 | 17 | 18 | 19 | 20 | 21 | 22 | 23 | 24 | 01-24 | | | |
| 88 TOTAL THIRD COU | 02 FRANCE | | - | - | - | - | - | - | - | - | - | - | - | - | - | - | 0 |
| | 20 EUR | | - | - | - | - | - | - | - | - | - | - | - | - | - | - | 0 |
| | 90 INSG.-TOTAAL-TOTAL | | - | - | - | - | - | - | - | - | - | - | - | - | - | - | 0 |
| 90 INSG.-TOTAAL-TOTAL | 01 BR DEUTSCHLAND | | 0 | - | 0 | - | - | - | - | 0 | - | - | 1 | 12 | | | |
| | 02 FRANCE | | 0 | 42 | 40 | 1 | 14 | 1 | 0 | 0 | - | 0 | 4 | 243 | | | |
| | 04 NEDERLAND | | 0 | 0 | 2 | - | 1 | 1 | - | - | - | - | 0 | 222 | | | |
| | 20 EUR | | 1 | 43 | 42 | 1 | 15 | 2 | 0 | 0 | - | 0 | 5 | 478 | | | |
| | 90 INSG.-TOTAAL-TOTAL | | 1 | 43 | 42 | 1 | 15 | 2 | 0 | 0 | - | 0 | 5 | 478 | | | |

BINNENWASSER - BINNENWATEREN - VOIE NAVIGABLE

3.2.06:01 (6B)

DURCHGANGSVERKEHR NACH LAND UND GUETERGRUPPE

LUXEMBOURG

DOORVOER NAAR LAND EN GOEDERENGROEP

1985

TRAFIC DE TRANSIT PAR PAYS ET GROUPE DE MARCHANDISES

MIO TKM

| BELADUNG LADING CHARGEMENT | LAND DER - ENTLADUNG LOSSING DECHARGEMENT | GUETERGRUPPE | | | | GOEDERENGROEP | | | | GROUPE DE MARCHANDISES | | | | | |
|---|--|--------------|----|----|----|---------------|----|----|----|------------------------|----|----|----|----|---|
| | | 01 | 02 | 03 | 04 | 05 | 06 | 07 | 08 | 09 | 10 | 11 | 12 | 13 | |
| 01 BR DEUTSCHLAND | 01 BR DEUTSCHLAND | 0 | - | - | - | - | - | 0 | 0 | 0 | - | 0 | 0 | - | 0 |
| | 02 FRANCE | 0 | - | - | - | - | 0 | 0 | 42 | - | 2 | 10 | - | 1 | |
| | 04 NEDERLAND | - | - | - | - | - | - | - | 0 | - | - | - | - | 0 | |
| | 05 BELGIQUE/BELGIE | - | - | - | - | - | - | - | - | - | - | - | - | - | |
| | 20 EUR | 0 | - | - | - | - | 0 | 0 | 42 | - | 2 | 10 | - | 1 | |
| | 36 SWITZERLAND 88 TOTAL THIRD COUNTR | - | - | - | - | - | - | - | - | - | - | - | - | - | |
| 90 INSG.-TOTAAL-TOTAL | 0 | - | - | - | - | 0 | 0 | 42 | - | 2 | 10 | - | 1 | | |
| 02 FRANCE | 01 BR DEUTSCHLAND | 43 | - | - | - | - | 3 | 7 | 0 | - | - | 0 | - | 6 | |
| | 02 FRANCE | 0 | - | - | - | - | - | - | 0 | - | - | - | - | | |
| | 03 ITALIA | 0 | - | - | - | - | - | - | - | - | - | - | - | | |
| | 04 NEDERLAND | 16 | - | - | 0 | - | 0 | 0 | 1 | - | - | - | 5 | | |
| | 05 BELGIQUE/BELGIE | 5 | - | - | - | - | 1 | 1 | - | - | - | - | 18 | | |
| | 20 EUR | 64 | - | - | 0 | - | 4 | 8 | 1 | - | - | 0 | - | 29 | |
| 36 SWITZERLAND 88 TOTAL THIRD COUNTR | 0 | - | - | - | - | - | - | - | - | - | - | - | | | |
| 90 INSG.-TOTAAL-TOTAL | 64 | - | - | 0 | - | 4 | 8 | 1 | - | - | 0 | - | 29 | | |
| 04 NEDERLAND | 01 BR DEUTSCHLAND | - | - | - | - | - | - | - | - | 15 | - | 1 | 0 | 0 | |
| | 02 FRANCE | - | - | - | - | - | 0 | 0 | 15 | - | 5 | 39 | 1 | | |
| | 20 EUR | 0 | - | - | - | - | 0 | 0 | 15 | - | 6 | 40 | 1 | | |
| | 90 INSG.-TOTAAL-TOTAL | 0 | - | - | - | - | 0 | 0 | 15 | - | 6 | 40 | 1 | | |
| 05 BELGIQUE/BELGIE | 01 BR DEUTSCHLAND | - | - | - | - | - | - | - | - | - | - | - | - | 0 | |
| | 02 FRANCE | 0 | - | - | - | - | - | - | 1 | - | 1 | 9 | - | 0 | |
| | 20 EUR | 0 | - | - | - | - | - | - | 1 | - | 1 | 9 | - | 0 | |
| | 90 INSG.-TOTAAL-TOTAL | 0 | - | - | - | - | - | - | 1 | - | 1 | 9 | - | 0 | |
| 20 EUR | 01 BR DEUTSCHLAND | 43 | - | - | - | - | 3 | 7 | 0 | - | 1 | 0 | 0 | 6 | |
| | 02 FRANCE | 0 | - | - | - | - | 1 | 0 | 58 | - | 8 | 59 | 1 | 2 | |
| | 03 ITALIA | 0 | - | - | - | - | - | - | - | - | - | - | - | | |
| | 04 NEDERLAND | 16 | - | - | 0 | - | 0 | 0 | 1 | - | - | - | 5 | | |
| | 05 BELGIQUE/BELGIE | 5 | - | - | - | - | 1 | 1 | - | - | - | - | 18 | | |

BINNENWASSER - BINNENWATEREN - VOIE NAVIGABLE

3.2.06:02 (6B)

DURCHGANGSVERKEHR NACH LAND UND GUETERGRUPPE

LUXEMBOURG

DOORVOER NAAR LAND EN GOEDERENGROEP

1985

TRAFIC DE TRANSIT PAR PAYS ET GROUPE DE MARCHANDISES

MIO TKM

| BELADUNG LADING CHARGEMENT | LAND DER - ENTLADUNG LOSSING DECHARGEMENT | GUETERGRUPPE | | | | | GOEDERENGROEP | | | | | GROUPE DE MARCHANDISES | | | | |
|---|--|--------------|----|----|----|----|---------------|----|----|----|----|------------------------|-------|-----|--|--|
| | | 14 | 15 | 16 | 17 | 18 | 19 | 20 | 21 | 22 | 23 | 24 | 01-24 | | | |
| 01 BR DEUTSCHLAND | 01 BR DEUTSCHLAND | 0 | 7 | 0 | - | - | - | - | 0 | - | - | - | - | 8 | | |
| | 02 FRANCE | - | 3 | 1 | - | 1 | - | - | 0 | - | - | - | - | 60 | | |
| | 04 NEDERLAND | 0 | 1 | - | - | - | - | - | - | - | - | - | - | 1 | | |
| | 05 BELGIQUE/BELGIE | - | - | 0 | - | 0 | - | - | - | - | - | - | - | 0 | | |
| | 20 EUR | 0 | 11 | 1 | - | 1 | - | - | 0 | - | - | - | - | 69 | | |
| | 36 SWITZERLAND 88 TOTAL THIRD COUNTR | - | - | 0 | - | - | - | - | - | - | - | - | - | 0 | | |
| 90 INSG.-TOTAAL-TOTAL | 0 | 11 | 1 | - | 1 | - | - | 0 | - | - | - | - | 69 | | | |
| 02 FRANCE | 01 BR DEUTSCHLAND | - | 29 | 0 | - | 0 | - | 0 | 0 | - | - | - | - | 88 | | |
| | 02 FRANCE | - | 0 | 0 | - | - | - | - | - | - | - | - | - | 0 | | |
| | 03 ITALIA | - | - | - | - | - | - | - | - | - | - | - | - | 0 | | |
| | 04 NEDERLAND | - | 5 | - | 0 | 0 | - | 0 | 0 | - | - | - | - | 27 | | |
| | 05 BELGIQUE/BELGIE | 0 | - | - | - | 0 | - | 0 | 0 | - | - | - | - | 26 | | |
| | 20 EUR | 0 | 33 | 0 | 0 | 1 | - | 0 | 0 | - | - | - | - | 141 | | |
| 36 SWITZERLAND 88 TOTAL THIRD COUNTR | - | - | - | - | - | - | - | - | - | - | - | - | 0 | | | |
| 90 INSG.-TOTAAL-TOTAL | 0 | 33 | 0 | 0 | 1 | - | 0 | 0 | - | - | - | - | 141 | | | |
| 04 NEDERLAND | 01 BR DEUTSCHLAND | - | - | 0 | - | 1 | - | - | - | - | - | - | - | 3 | | |
| | 02 FRANCE | - | 1 | 4 | - | - | - | - | - | - | - | - | - | 66 | | |
| | 20 EUR | - | 1 | 4 | - | 1 | - | - | - | - | - | - | - | 69 | | |
| | 90 INSG.-TOTAAL-TOTAL | - | 1 | 4 | - | 1 | - | - | - | - | - | - | - | 69 | | |
| 05 BELGIQUE/BELGIE | 01 BR DEUTSCHLAND | - | - | - | - | - | - | - | - | - | - | - | - | 0 | | |
| | 02 FRANCE | - | 1 | 4 | - | - | - | 0 | - | - | - | - | - | 17 | | |
| | 20 EUR | - | 1 | 4 | - | - | - | 0 | - | - | - | - | - | 17 | | |
| | 90 INSG.-TOTAAL-TOTAL | - | 1 | 4 | - | - | - | 0 | - | - | - | - | - | 17 | | |
| 20 EUR | 01 BR DEUTSCHLAND | 0 | 36 | 0 | - | 2 | - | 0 | 0 | - | - | - | - | 99 | | |
| | 02 FRANCE | - | 5 | 8 | - | 1 | - | 0 | 0 | - | - | - | - | 143 | | |
| | 03 ITALIA | - | - | - | - | - | - | - | - | - | - | - | - | 0 | | |
| | 04 NEDERLAND | 0 | 5 | - | 0 | 0 | - | 0 | 0 | - | - | - | - | 28 | | |
| | 05 BELGIQUE/BELGIE | 0 | - | 0 | - | 0 | - | 0 | 0 | - | - | - | - | 26 | | |

B I N N E N W A S S E R - B I N N E N W A T E R E N - V O I E N A V I G A B L E

3.2.06:03 (6B)

DURCHGANGSVERKEHR NACH LAND UND GUETERGRUPPE

LUXEMBOURG

DOORVOER NAAR LAND EN GOEDERENGROEP

1985

TRAFIC DE TRANSIT PAR PAYS ET GROUPE DE MARCHANDISES

MIO TKM

| LAND DER BELADUNG LADING CHARGEMENT | LAND VAN - PAYS DE ENTLADUNG LOSSING DECHARGEMENT | GUETERGRUPPE | | | | | GOEDERENGROEP | | | | | GROUPE DE MARCHANDISES | | | | |
|--|--|--------------|----|----|----|----|---------------|----|----|----|----|------------------------|----|----|--|--|
| | | 01 | 02 | 03 | 04 | 05 | 06 | 07 | 08 | 09 | 10 | 11 | 12 | 13 | | |
| 20 EUR | 20 EUR | 64 | - | - | 0 | - | 4 | 8 | 60 | - | 9 | 59 | 1 | 32 | | |
| | 36 SWITZERLAND | 0 | - | - | - | - | - | - | - | - | - | - | - | - | | |
| | 88 TOTAL THIRD COUNTR | 0 | - | - | - | - | - | - | - | - | - | - | - | - | | |
| | 90 INSG.-TOTAAL-TOTAL | 65 | - | - | 0 | - | 4 | 8 | 60 | - | 9 | 59 | 1 | 32 | | |
| 36 SWITZERLAND | 01 BR DEUTSCHLAND | - | - | - | - | - | - | - | - | - | - | - | - | 0 | | |
| | 02 FRANCE | - | - | - | - | - | - | - | - | - | - | - | - | 0 | | |
| | 20 EUR | - | - | - | - | - | - | - | - | - | - | - | - | 0 | | |
| | 90 INSG.-TOTAAL-TOTAL | - | - | - | - | - | - | - | - | - | - | - | - | 0 | | |
| 88 TOTAL THIRD COUNTR | 01 BR DEUTSCHLAND | - | - | - | - | - | - | - | - | - | - | - | - | 0 | | |
| | 02 FRANCE | - | - | - | - | - | - | - | - | - | - | - | - | 0 | | |
| | 20 EUR | - | - | - | - | - | - | - | - | - | - | - | - | 0 | | |
| | 90 INSG.-TOTAAL-TOTAL | - | - | - | - | - | - | - | - | - | - | - | - | 0 | | |
| 90 INSG.-TOTAAL-TOTAL | 01 BR DEUTSCHLAND | 43 | - | - | - | - | 3 | 7 | 0 | - | 1 | 0 | 0 | 6 | | |
| | 02 FRANCE | 0 | - | - | - | - | 1 | 0 | 58 | - | 8 | 59 | 1 | 2 | | |
| | 03 ITALIA | 0 | - | - | - | - | - | - | - | - | - | - | - | - | | |
| | 04 NEDERLAND | 16 | - | - | 0 | - | 0 | 0 | 1 | - | - | - | - | 5 | | |
| | 05 BELGIQUE/BELGIE | 5 | - | - | - | - | 1 | 1 | - | - | - | - | - | 18 | | |
| | 20 EUR | 64 | - | - | 0 | - | 4 | 8 | 60 | - | 9 | 59 | 1 | 32 | | |
| | 36 SWITZERLAND | 0 | - | - | - | - | - | - | - | - | - | - | - | - | | |
| | 88 TOTAL THIRD COUNTR | 0 | - | - | - | - | - | - | - | - | - | - | - | - | | |
| | 90 INSG.-TOTAAL-TOTAL | 65 | - | - | 0 | - | 4 | 8 | 60 | - | 9 | 59 | 1 | 32 | | |

B I N N E N W A S S E R - B I N N E N W A T E R E N - V O I E N A V I G A B L E

3.2.06:04 (6B)

DURCHGANGSVERKEHR NACH LAND UND GUETERGRUPPE

LUXEMBOURG

DOORVOER NAAR LAND EN GOEDERENGROEP

1985

TRAFIC DE TRANSIT PAR PAYS ET GROUPE DE MARCHANDISES

MIO TKM

| LAND DER BELADUNG LADING CHARGEMENT | LAND VAN - PAYS DE ENTLADUNG LOSSING DECHARGEMENT | GUETERGRUPPE | | | | | GOEDERENGROEP | | | | | GROUPE DE MARCHANDISES | | | | |
|--|--|--------------|----|----|----|----|---------------|----|----|----|----|------------------------|-------|-----|--|--|
| | | 14 | 15 | 16 | 17 | 18 | 19 | 20 | 21 | 22 | 23 | 24 | 01-24 | | | |
| 20 EUR | 20 EUR | 1 | 46 | 9 | 0 | 3 | - | 0 | 0 | - | - | - | - | 296 | | |
| | 36 SWITZERLAND | - | - | 0 | - | - | - | - | - | - | - | - | - | 0 | | |
| | 88 TOTAL THIRD COUNTR | - | - | 0 | - | - | - | - | - | - | - | - | - | 0 | | |
| | 90 INSG.-TOTAAL-TOTAL | 1 | 46 | 9 | 0 | 3 | - | 0 | 0 | - | - | - | - | 296 | | |
| 36 SWITZERLAND | 01 BR DEUTSCHLAND | - | - | - | - | - | - | - | - | - | - | - | - | 0 | | |
| | 02 FRANCE | - | - | - | - | - | - | - | - | - | - | - | - | 0 | | |
| | 20 EUR | - | - | - | - | - | - | - | - | - | - | - | - | 0 | | |
| | 90 INSG.-TOTAAL-TOTAL | - | - | - | - | - | - | - | - | - | - | - | - | 0 | | |
| 88 TOTAL THIRD COUNTR | 01 BR DEUTSCHLAND | - | - | - | - | - | - | - | - | - | - | - | - | 0 | | |
| | 02 FRANCE | - | - | - | - | - | - | - | - | - | - | - | - | 0 | | |
| | 20 EUR | - | - | - | - | - | - | - | - | - | - | - | - | 0 | | |
| | 90 INSG.-TOTAAL-TOTAL | - | - | - | - | - | - | - | - | - | - | - | - | 0 | | |
| 90 INSG.-TOTAAL-TOTAL | 01 BR DEUTSCHLAND | 0 | 36 | 0 | - | 2 | - | 0 | 0 | - | - | - | - | 99 | | |
| | 02 FRANCE | - | 5 | 8 | - | 1 | - | 0 | 0 | - | - | - | - | 143 | | |
| | 03 ITALIA | - | - | - | - | - | - | - | - | - | - | - | - | 0 | | |
| | 04 NEDERLAND | 0 | 5 | - | 0 | 0 | - | 0 | 0 | - | - | - | - | 28 | | |
| | 05 BELGIQUE/BELGIE | 0 | - | 0 | 0 | 0 | - | 0 | 0 | - | - | - | - | 26 | | |
| | 20 EUR | 1 | 46 | 9 | 0 | 3 | - | 0 | 0 | - | - | - | - | 296 | | |
| | 36 SWITZERLAND | - | - | 0 | - | - | - | - | - | - | - | - | - | 0 | | |
| | 88 TOTAL THIRD COUNTR | - | - | 0 | - | - | - | - | - | - | - | - | - | 0 | | |
| | 90 INSG.-TOTAAL-TOTAL | 1 | 46 | 9 | 0 | 3 | - | 0 | 0 | - | - | - | - | 296 | | |

BINNENWASSER - BINNENWATEREN - VOIE NAVIGABLE

3.2.07:01 (6B)

DURCHGANGSVERKEHR NACH LAND UND GUETERGRUPPE

EUR

DOORVOER NAAR LAND EN GOEDERENGROEP

1985

TRAFIC DE TRANSIT PAR PAYS ET GROUPE DE MARCHANDISES

MIO TKM

| LAND DER - BELADUNG LADING CHARGEMENT | LAND VAN - ENTLADUNG LOSSING DECHARGEMENT | GUETERGRUPPE | | | | GOEDERENGROEP | | | | GROUPE DE MARCHANDISES | | | | |
|--|--|--------------|----|----|----|---------------|-----|----|-----|------------------------|------|-----|----|-----|
| | | 01 | 02 | 03 | 04 | 05 | 06 | 07 | 08 | 09 | 10 | 11 | 12 | 13 |
| 01 BR DEUTSCHLAND | 01 BR DEUTSCHLAND | 2 | - | - | 24 | - | 1 | 3 | 3 | - | 8 | 2 | 3 | 2 |
| | 02 FRANCE | 9 | - | - | - | - | 3 | 1 | 138 | - | 3 | 31 | 25 | 39 |
| | 04 NEDERLAND | 0 | - | - | - | - | 0 | - | 0 | - | - | - | 0 | |
| | 05 BELGIQUE/BELGIE | 85 | - | - | 2 | 2 | 66 | 17 | 158 | - | 90 | 23 | 11 | 596 |
| | 06 LUXEMBOURG | - | - | - | - | - | - | - | - | - | 1 | - | - | |
| | 20 EUR | 97 | - | - | 26 | 2 | 70 | 20 | 299 | - | 101 | 57 | 38 | 637 |
| | 36 SWITZERLAND | 0 | - | - | 0 | - | 1 | 0 | 11 | 2 | 108 | 1 | - | 64 |
| | 85 OTHER COUNTRIES | 0 | - | - | 0 | 1 | 4 | 0 | 89 | - | - | 3 | 3 | 138 |
| | 88 TOTAL THIRD COUNTR | 0 | - | - | 0 | 1 | 5 | 1 | 100 | 2 | 108 | 4 | 3 | 201 |
| | 90 INSG.-TOTAAL-TOTAL | 97 | - | - | 26 | 3 | 75 | 21 | 399 | 2 | 209 | 60 | 41 | 838 |
| 02 FRANCE | 01 BR DEUTSCHLAND | 60 | - | - | - | 0 | 14 | 8 | 0 | - | - | 0 | - | 9 |
| | 02 FRANCE | 2 | - | - | - | - | 0 | - | 0 | - | - | - | - | 0 |
| | 03 ITALIA | 0 | - | - | - | - | - | - | - | - | - | - | - | 0 |
| | 04 NEDERLAND | 496 | 4 | 0 | 1 | - | 89 | 11 | 3 | - | 11 | 6 | 1 | 44 |
| | 05 BELGIQUE/BELGIE | 121 | - | - | - | - | 10 | 23 | 5 | - | 6 | 3 | - | 341 |
| | 06 LUXEMBOURG | - | - | - | - | - | - | - | - | - | 0 | 0 | - | - |
| | 20 EUR | 679 | 4 | 0 | 1 | 0 | 113 | 42 | 8 | - | 17 | 9 | 1 | 394 |
| | 36 SWITZERLAND | 1 | - | - | - | - | - | - | - | - | - | - | - | 0 |
| | 58 GERMAN DR | 0 | - | - | - | - | - | - | - | - | - | 1 | - | - |
| | 60 POLAND | - | - | - | - | - | - | - | - | - | - | - | - | - |
| | 71 TOTAL STATE TRAD. | 0 | - | - | - | - | - | - | - | - | - | 1 | - | - |
| | 88 TOTAL THIRD COUNTR | 1 | - | - | - | - | - | - | - | - | - | 1 | - | 0 |
| | 90 INSG.-TOTAAL-TOTAL | 680 | 4 | 0 | 1 | 0 | 113 | 42 | 8 | - | 17 | 10 | 1 | 394 |
| 04 NEDERLAND | 01 BR DEUTSCHLAND | 1 | - | - | - | - | 0 | 0 | 13 | 1 | 7 | 0 | 6 | 2 |
| | 02 FRANCE | 27 | 0 | - | 4 | 1 | 20 | 18 | 238 | - | 177 | 558 | 52 | 85 |
| | 04 NEDERLAND | 0 | - | - | - | - | 0 | - | 0 | - | - | - | - | 0 |
| | 06 LUXEMBOURG | - | - | - | - | - | 0 | 7 | 62 | - | 35 | 21 | - | 0 |
| | 09 DANMARK | 0 | - | - | - | - | 0 | - | - | - | - | - | - | - |
| | 20 EUR | 28 | 0 | - | 4 | 1 | 27 | 18 | 313 | 1 | 219 | 579 | 58 | 88 |
| | 36 SWITZERLAND | 187 | 1 | - | 3 | 3 | 66 | 92 | 136 | 3 | 1033 | 10 | 2 | 205 |
| | 58 GERMAN DR | 0 | - | - | - | - | 0 | - | - | - | - | 19 | - | 13 |
| | 60 POLAND | - | - | - | - | - | 0 | - | - | - | - | - | - | 0 |
| | 71 TOTAL STATE TRAD. | 0 | - | - | - | - | 0 | - | - | - | - | 19 | - | 14 |

BINNENWASSER - BINNENWATEREN - VOIE NAVIGABLE

3.2.07:02 (6B)

DURCHGANGSVERKEHR NACH LAND UND GUETERGRUPPE

EUR

DOORVOER NAAR LAND EN GOEDERENGROEP

1985

TRAFIC DE TRANSIT PAR PAYS ET GROUPE DE MARCHANDISES

MIO TKM

| LAND DER - BELADUNG LADING CHARGEMENT | LAND VAN - ENTLADUNG LOSSING DECHARGEMENT | GUETERGRUPPE | | | | GOEDERENGROEP | | | | GROUPE DE MARCHANDISES | | | | |
|--|--|--------------|-----|-----|----|---------------|-----|----|----|------------------------|----|----|-------|--|
| | | 14 | 15 | 16 | 17 | 18 | 19 | 20 | 21 | 22 | 23 | 24 | 01-24 | |
| 01 BR DEUTSCHLAND | 01 BR DEUTSCHLAND | 1 | 207 | 9 | 0 | 2 | 0 | 0 | 0 | 0 | 0 | 1 | 268 | |
| | 02 FRANCE | 0 | 96 | 16 | 5 | 7 | - | 0 | 0 | - | 0 | 4 | 379 | |
| | 04 NEDERLAND | 0 | 39 | - | - | - | - | - | - | - | - | 0 | 40 | |
| | 05 BELGIQUE/BELGIE | 10 | 302 | 225 | 10 | 237 | 0 | 14 | 8 | 0 | 3 | 64 | 1922 | |
| | 06 LUXEMBOURG | - | - | - | - | - | - | - | - | - | - | - | 1 | |
| | 20 EUR | 11 | 645 | 250 | 15 | 246 | 1 | 14 | 8 | 1 | 3 | 69 | 2610 | |
| | 36 SWITZERLAND | 0 | 5 | 2 | 2 | 1 | - | 0 | - | - | 0 | 1 | 198 | |
| | 85 OTHER COUNTRIES | 0 | 8 | 4 | - | 11 | - | 2 | 3 | - | 0 | 20 | 288 | |
| | 88 TOTAL THIRD COUNTR | 1 | 14 | 6 | 2 | 12 | - | 2 | 3 | 0 | 1 | 22 | 486 | |
| | 90 INSG.-TOTAAL-TOTAL | 12 | 658 | 256 | 18 | 258 | 1 | 16 | 10 | 1 | 5 | 90 | 3096 | |
| 02 FRANCE | 01 BR DEUTSCHLAND | 1 | 49 | 3 | - | 1 | - | 0 | 2 | - | - | 1 | 149 | |
| | 02 FRANCE | - | 0 | 1 | - | 0 | - | 0 | - | - | - | - | 4 | |
| | 03 ITALIA | - | - | - | - | - | - | - | - | - | - | - | 0 | |
| | 04 NEDERLAND | 1 | 718 | 49 | 2 | 14 | 0 | 8 | 4 | - | 0 | 9 | 1470 | |
| | 05 BELGIQUE/BELGIE | 1 | 95 | 36 | - | 66 | - | 6 | 3 | - | 0 | 23 | 739 | |
| | 06 LUXEMBOURG | - | 15 | 0 | - | - | - | - | - | - | - | - | 16 | |
| | 20 EUR | 2 | 878 | 89 | 2 | 83 | 0 | 15 | 9 | - | 0 | 33 | 2378 | |
| | 36 SWITZERLAND | - | - | - | - | - | - | - | - | - | - | - | 2 | |
| | 58 GERMAN DR | - | - | - | - | - | - | - | - | - | - | - | 1 | |
| | 60 POLAND | - | 1 | - | - | - | - | - | - | - | - | - | 1 | |
| | 71 TOTAL STATE TRAD. | - | 1 | - | - | - | - | - | - | - | - | - | 2 | |
| | 88 TOTAL THIRD COUNTR | - | 1 | - | - | - | - | - | - | - | - | - | 4 | |
| | 90 INSG.-TOTAAL-TOTAL | 2 | 879 | 89 | 2 | 83 | 0 | 15 | 9 | - | 0 | 33 | 2382 | |
| 04 NEDERLAND | 01 BR DEUTSCHLAND | - | 6 | 0 | - | 2 | 4 | 3 | - | - | 0 | 0 | 45 | |
| | 02 FRANCE | 1 | 34 | 145 | - | 68 | 34 | 0 | 1 | 0 | 4 | 5 | 1472 | |
| | 04 NEDERLAND | 0 | 0 | 0 | - | 0 | 1 | - | - | - | - | - | 2 | |
| | 06 LUXEMBOURG | 0 | 5 | 3 | - | - | - | - | - | - | - | - | 135 | |
| | 09 DANMARK | - | - | - | - | - | - | - | - | - | - | - | 0 | |
| | 20 EUR | 1 | 46 | 149 | - | 70 | 39 | 3 | 1 | 0 | 4 | 5 | 1655 | |
| | 36 SWITZERLAND | 4 | 62 | 17 | 2 | 159 | 119 | 2 | 4 | 1 | 0 | 13 | 2125 | |
| | 58 GERMAN DR | - | 0 | 0 | - | - | - | - | 0 | - | - | - | 33 | |
| | 60 POLAND | - | - | - | - | 0 | - | - | - | - | - | - | 1 | |
| | 71 TOTAL STATE TRAD. | - | 0 | 0 | - | 0 | - | - | 0 | - | - | - | 34 | |

B I N N E N W A S S E R - B I N N E N W A T E R E N - V O I E N A V I G A B L E

3.2.07:03 (6B)

DURCHGANGSVERKEHR NACH LAND UND GUETERGRUPPE

EUR

DOORVOER NAAR LAND EN GOEDERENGROEP

1985

TRAFIC DE TRANSIT PAR PAYS ET GROUPE DE MARCHANDISES

MIO TKM

| LAND DER - BELADUNG LADING CHARGEMENT | LAND VAN - ENTLADUNG LOSSING DECHARGEMENT | GUETERGRUPPE | | | | | GOEDERENGROEP | | | | | GROUPE DE MARCHANDISES | | | | |
|--|--|--------------|----|----|----|----|---------------|-----|-----|----|------|------------------------|-----|------|--|--|
| | | 01 | 02 | 03 | 04 | 05 | 06 | 07 | 08 | 09 | 10 | 11 | 12 | 13 | | |
| 04 NEDERLAND | 88 TOTAL THIRD COUNTR | 187 | 1 | - | 3 | 3 | 66 | 92 | 136 | 3 | 1033 | 29 | 2 | 219 | | |
| | 90 INSG.-TOTAAL-TOTAL | 215 | 1 | - | 6 | 4 | 93 | 110 | 449 | 3 | 1252 | 608 | 61 | 307 | | |
| 05 BELGIQUE/BELGIE | 01 BR DEUTSCHLAND | 182 | 2 | - | 5 | 4 | 40 | 29 | 217 | - | 303 | 78 | 72 | 107 | | |
| | 02 FRANCE | 5 | 0 | - | 2 | 0 | 1 | - | 63 | - | 58 | 183 | 3 | 10 | | |
| | 05 BELGIQUE/BELGIE | 3 | 0 | - | 0 | 0 | 7 | 2 | 42 | 0 | 33 | 2 | 1 | 1 | | |
| | 06 LUXEMBOURG | - | - | - | - | - | 0 | - | 2 | - | 2 | 0 | - | 3 | | |
| | 20 EUR | 190 | 2 | - | 7 | 4 | 48 | 32 | 324 | 0 | 396 | 263 | 75 | 120 | | |
| | 36 SWITZERLAND | 56 | - | - | 5 | 2 | 9 | 11 | 50 | 1 | 686 | 7 | 1 | 301 | | |
| | 58 GERMAN DR | 0 | - | - | - | - | - | - | 4 | - | 0 | 15 | - | 3 | | |
| | 60 POLAND | - | - | - | - | - | - | - | 1 | - | 0 | - | - | 4 | | |
| | 71 TOTAL STATE TRAD. | 0 | - | - | - | - | - | - | 4 | - | 0 | 15 | - | 7 | | |
| | 85 OTHER COUNTRIES | 0 | - | - | - | - | - | - | - | - | 0 | 0 | - | 1 | | |
| | 88 TOTAL THIRD COUNTR | 56 | - | - | 5 | 2 | 10 | 11 | 54 | 1 | 687 | 22 | 1 | 309 | | |
| | 90 INSG.-TOTAAL-TOTAL | 246 | 2 | - | 13 | 6 | 58 | 42 | 379 | 1 | 1083 | 285 | 76 | 429 | | |
| 06 LUXEMBOURG | 01 BR DEUTSCHLAND | - | - | - | - | - | - | - | - | - | - | - | - | - | | |
| | 02 FRANCE | - | - | - | - | - | - | - | - | - | - | - | - | 0 | | |
| | 04 NEDERLAND | - | - | - | - | - | - | - | 0 | - | - | - | - | 38 | | |
| | 05 BELGIQUE/BELGIE | 1 | - | - | - | - | - | - | 1 | - | - | - | - | 34 | | |
| | 20 EUR | 1 | - | - | - | - | - | - | 1 | - | - | - | - | 72 | | |
| | 90 INSG.-TOTAAL-TOTAL | 1 | - | - | - | - | - | - | 1 | - | - | - | - | 72 | | |
| 20 EUR | 01 BR DEUTSCHLAND | 243 | 2 | - | 30 | 4 | 55 | 41 | 233 | 1 | 317 | 80 | 80 | 119 | | |
| | 02 FRANCE | 44 | 0 | - | 5 | 1 | 24 | 19 | 439 | - | 238 | 772 | 80 | 134 | | |
| | 03 ITALIA | 0 | - | - | - | - | - | - | - | - | - | - | - | - | | |
| | 04 NEDERLAND | 496 | 4 | 0 | 1 | - | 89 | 11 | 4 | - | 11 | 6 | 1 | 83 | | |
| | 05 BELGIQUE/BELGIE | 211 | 0 | - | 2 | 2 | 83 | 42 | 206 | 0 | 129 | 27 | 12 | 972 | | |
| | 06 LUXEMBOURG | - | - | - | - | 0 | 7 | - | 64 | - | 38 | 23 | - | 3 | | |
| | 09 DANMARK | 0 | - | - | - | - | 0 | - | - | - | - | - | - | - | | |
| | 20 EUR | 995 | 6 | 0 | 38 | 7 | 258 | 112 | 946 | 1 | 733 | 908 | 173 | 1311 | | |
| | 36 SWITZERLAND | 244 | 1 | - | 8 | 5 | 75 | 103 | 197 | 6 | 1828 | 17 | 3 | 570 | | |
| | 58 GERMAN DR | 0 | - | - | - | - | 0 | - | 4 | - | 0 | 35 | - | 16 | | |
| | 60 POLAND | - | - | - | - | - | - | - | 0 | - | - | - | - | 5 | | |
| | 71 TOTAL STATE TRAD. | 0 | - | - | - | - | 2 | - | 4 | - | 0 | 35 | - | 21 | | |

B I N N E N W A S S E R - B I N N E N W A T E R E N - V O I E N A V I G A B L E

3.2.07:04 (6B)

DURCHGANGSVERKEHR NACH LAND UND GUETERGRUPPE

EUR

DOORVOER NAAR LAND EN GOEDERENGROEP

1985

TRAFIC DE TRANSIT PAR PAYS ET GROUPE DE MARCHANDISES

MIO TKM

| LAND DER - BELADUNG LADING CHARGEMENT | LAND VAN - ENTLADUNG LOSSING DECHARGEMENT | GUETERGRUPPE | | | | | GOEDERENGROEP | | | | | GROUPE DE MARCHANDISES | | | | |
|--|--|--------------|------|-----|----|-----|---------------|----|-----|----|----|------------------------|-------|--|--|--|
| | | 14 | 15 | 16 | 17 | 18 | 19 | 20 | 21 | 22 | 23 | 24 | 01-24 | | | |
| 04 NEDERLAND | 88 TOTAL THIRD COUNTR | 4 | 62 | 17 | 2 | 159 | 119 | 2 | 4 | 1 | 0 | 13 | 2159 | | | |
| | 90 INSG.-TOTAAL-TOTAL | 6 | 109 | 166 | 2 | 229 | 158 | 5 | 4 | 1 | 5 | 18 | 3813 | | | |
| 05 BELGIQUE/BELGIE | 01 BR DEUTSCHLAND | 16 | 131 | 192 | 6 | 379 | 40 | 4 | 83 | 1 | 5 | 22 | 1917 | | | |
| | 02 FRANCE | - | 27 | 113 | - | 24 | 46 | 1 | 1 | - | 0 | 2 | 539 | | | |
| | 05 BELGIQUE/BELGIE | 8 | 22 | 4 | 0 | 46 | 0 | 0 | 2 | - | 0 | 0 | 175 | | | |
| | 06 LUXEMBOURG | - | 9 | 1 | - | 0 | - | - | 0 | - | - | - | 19 | | | |
| | 20 EUR | 24 | 190 | 310 | 6 | 449 | 86 | 5 | 86 | 1 | 5 | 24 | 2649 | | | |
| | 36 SWITZERLAND | - | 62 | 18 | - | 95 | 19 | 0 | 62 | 1 | 1 | 7 | 1393 | | | |
| | 58 GERMAN DR | - | 1 | 0 | - | 0 | - | - | 0 | - | - | - | 24 | | | |
| | 60 POLAND | - | - | 8 | - | - | - | - | - | - | - | - | 14 | | | |
| | 71 TOTAL STATE TRAD. | - | 1 | 8 | - | 0 | - | - | 0 | - | - | - | 38 | | | |
| | 85 OTHER COUNTRIES | 0 | - | 2 | - | - | - | - | 0 | - | - | - | 3 | | | |
| | 88 TOTAL THIRD COUNTR | 0 | 63 | 28 | - | 95 | 19 | 0 | 63 | 1 | 1 | 7 | 1435 | | | |
| | 90 INSG.-TOTAAL-TOTAL | 24 | 253 | 339 | 6 | 544 | 105 | 5 | 149 | 2 | 6 | 31 | 4084 | | | |
| 06 LUXEMBOURG | 01 BR DEUTSCHLAND | - | 0 | - | - | - | - | - | - | - | - | - | 0 | | | |
| | 02 FRANCE | - | - | - | - | - | - | - | - | - | - | - | 0 | | | |
| | 04 NEDERLAND | - | 2 | - | - | - | - | 0 | 1 | - | - | 0 | 42 | | | |
| | 05 BELGIQUE/BELGIE | - | - | - | - | - | - | - | 3 | - | - | 1 | 38 | | | |
| | 20 EUR | - | 2 | - | - | - | - | 0 | 4 | - | - | 1 | 80 | | | |
| | 90 INSG.-TOTAAL-TOTAL | - | 2 | - | - | - | - | 0 | 4 | - | - | 1 | 80 | | | |
| 20 EUR | 01 BR DEUTSCHLAND | 17 | 394 | 204 | 6 | 385 | 44 | 7 | 85 | 1 | 5 | 24 | 2380 | | | |
| | 02 FRANCE | 1 | 158 | 276 | 5 | 99 | 80 | 2 | 2 | 0 | 5 | 11 | 2394 | | | |
| | 03 ITALIA | - | - | - | - | - | - | - | - | - | - | - | 0 | | | |
| | 04 NEDERLAND | 1 | 760 | 49 | 2 | 15 | 1 | 9 | 5 | - | 0 | 9 | 1554 | | | |
| | 05 BELGIQUE/BELGIE | 18 | 418 | 266 | 10 | 349 | 0 | 20 | 15 | 0 | 3 | 87 | 2874 | | | |
| | 06 LUXEMBOURG | 0 | 30 | 4 | - | 0 | - | - | 0 | - | - | - | 170 | | | |
| | 09 DANMARK | - | - | - | - | 0 | - | - | - | - | - | - | 0 | | | |
| | 20 EUR | 38 | 1760 | 798 | 23 | 848 | 126 | 37 | 107 | 2 | 13 | 131 | 9372 | | | |
| | 36 SWITZERLAND | 5 | 129 | 37 | 5 | 254 | 138 | 2 | 66 | 2 | 1 | 21 | 3719 | | | |
| | 58 GERMAN DR | - | 1 | 0 | - | 0 | - | - | 0 | - | - | - | 58 | | | |
| | 60 POLAND | - | 1 | 8 | - | 0 | - | - | - | - | - | - | 16 | | | |
| | 71 TOTAL STATE TRAD. | - | 3 | 8 | - | 0 | - | - | 0 | - | - | - | 74 | | | |

B I N N E N W A S S E R - B I N N E N W A T E R E N - V O I E N A V I G A B L E

3.2.07:05 (6B)

DURCHGANGSVERKEHR NACH LAND UND GUETERGRUPPE

EUR

DOORVOER NAAR LAND EN GOEDERENGROEP

1985

TRAFIC DE TRANSIT PAR PAYS ET GROUPE DE MARCHANDISES

MIO TKM

| LAND DER LADING CHARGEMENT | LAND VAN ENTLADING LOSSING DECHARGEMENT | GUETERGRUPPE | | | | | GOEDERENGROEP | | | | GROUPE DE MARCHANDISES | | | | |
|----------------------------------|--|--------------|----|----|----|----|---------------|-----|------|----|------------------------|-----|-----|------|--|
| | | 01 | 02 | 03 | 04 | 05 | 06 | 07 | 08 | 09 | 10 | 11 | 12 | 13 | |
| 20 EUR | 85 OTHER COUNTRIES | 0 | - | - | 0 | 1 | 4 | 0 | 89 | - | 0 | 3 | 3 | 138 | |
| | 88 TOTAL THIRD COUNTR | 245 | 1 | - | 9 | 6 | 81 | 103 | 291 | 6 | 1828 | 55 | 6 | 729 | |
| | 90 INSG.-TOTAAL-TOTAL | 1240 | 7 | 0 | 46 | 13 | 339 | 215 | 1237 | 7 | 2561 | 963 | 178 | 2041 | |
| 36 SWITZERLAND | 01 BR DEUTSCHLAND | - | - | - | - | - | - | - | 0 | 1 | 6 | 0 | - | 12 | |
| | 02 FRANCE | - | - | - | - | - | - | - | - | - | - | 1 | - | 1 | |
| | 04 NEDERLAND | - | - | - | 0 | 1 | 5 | 0 | 1 | - | 4 | - | 1 | 21 | |
| | 05 BELGIQUE/BELGIE | - | - | - | 0 | 3 | 0 | 0 | 0 | - | 0 | - | 3 | 63 | |
| | 20 EUR | - | - | - | 0 | 1 | 8 | 0 | 2 | 1 | 10 | 2 | 3 | 97 | |
| | 90 INSG.-TOTAAL-TOTAL | - | - | - | 0 | 1 | 8 | 0 | 2 | 1 | 10 | 2 | 3 | 97 | |
| 58 GERMAN DR | 02 FRANCE | - | - | - | - | - | - | - | - | - | - | - | - | 1 | |
| | 04 NEDERLAND | - | - | - | - | - | - | - | 3 | - | - | 0 | 0 | 2 | |
| | 05 BELGIQUE/BELGIE | - | - | - | - | - | - | - | 1 | 2 | 24 | - | - | 7 | |
| | 06 LUXEMBOURG | - | - | - | - | - | - | - | - | - | - | - | - | - | |
| | 20 EUR | - | - | - | - | - | 1 | 2 | 28 | - | - | 0 | 0 | 10 | |
| | 36 SWITZERLAND | - | - | - | - | - | - | - | - | - | - | - | - | - | |
| | 88 TOTAL THIRD COUNTR | - | - | - | - | - | - | - | - | - | - | - | - | - | |
| | 90 INSG.-TOTAAL-TOTAL | - | - | - | - | - | 1 | 2 | 28 | - | - | 0 | 0 | 10 | |
| 60 POLAND | 02 FRANCE | - | - | - | - | - | - | - | - | - | - | - | - | - | |
| | 04 NEDERLAND | - | - | - | - | - | 0 | - | - | - | - | 1 | 0 | 5 | |
| | 05 BELGIQUE/BELGIE | - | 0 | - | - | - | 0 | - | - | - | - | - | - | 0 | |
| | 06 LUXEMBOURG | - | - | - | - | - | - | - | - | - | - | - | - | 1 | |
| | 20 EUR | - | 0 | - | - | - | 1 | - | - | - | - | 1 | 0 | 6 | |
| | 36 SWITZERLAND | - | - | - | - | - | - | - | - | - | - | - | - | - | |
| | 88 TOTAL THIRD COUNTR | - | - | - | - | - | - | - | 3 | - | - | - | - | - | |
| | 90 INSG.-TOTAAL-TOTAL | - | 0 | - | - | - | 1 | - | 3 | - | - | 1 | 0 | 6 | |
| 62 CZECHOSLOVAKIA | 04 NEDERLAND | - | - | - | - | - | - | - | - | - | - | - | - | - | |
| | 20 EUR | - | - | - | - | - | - | - | - | - | - | - | - | - | |
| | 90 INSG.-TOTAAL-TOTAL | - | - | - | - | - | - | - | - | - | - | - | - | - | |

B I N N E N W A S S E R - B I N N E N W A T E R E N - V O I E N A V I G A B L E

3.2.07:06 (6B)

DURCHGANGSVERKEHR NACH LAND UND GUETERGRUPPE

EUR

DOORVOER NAAR LAND EN GOEDERENGROEP

1985

TRAFIC DE TRANSIT PAR PAYS ET GROUPE DE MARCHANDISES

MIO TKM

| LAND DER LADING CHARGEMENT | LAND VAN ENTLADING LOSSING DECHARGEMENT | GUETERGRUPPE | | | | | GOEDERENGROEP | | | | GROUPE DE MARCHANDISES | | | | |
|----------------------------------|--|--------------|------|-----|----|------|---------------|----|-----|----|------------------------|-----|-------|--|--|
| | | 14 | 15 | 16 | 17 | 18 | 19 | 20 | 21 | 22 | 23 | 24 | 01-24 | | |
| 20 EUR | 85 OTHER COUNTRIES | 0 | 8 | 6 | - | 11 | - | 2 | 3 | - | 1 | 20 | 291 | | |
| | 88 TOTAL THIRD COUNTR | 5 | 140 | 51 | 5 | 266 | 138 | 4 | 69 | 2 | 3 | 41 | 4084 | | |
| | 90 INSG.-TOTAAL-TOTAL | 43 | 1900 | 850 | 28 | 1113 | 264 | 41 | 177 | 4 | 16 | 173 | 13456 | | |
| 36 SWITZERLAND | 01 BR DEUTSCHLAND | - | 0 | - | 0 | - | - | 0 | - | 0 | 0 | 0 | 21 | | |
| | 02 FRANCE | - | - | - | - | - | - | - | - | - | - | - | 2 | | |
| | 04 NEDERLAND | 0 | 3 | 0 | - | 3 | 0 | 16 | 1 | 0 | 1 | 5 | 63 | | |
| | 05 BELGIQUE/BELGIE | 0 | 11 | 1 | 0 | 3 | 0 | 4 | 1 | 0 | 0 | 2 | 93 | | |
| | 20 EUR | 0 | 14 | 1 | 0 | 6 | 0 | 21 | 2 | 0 | 2 | 8 | 178 | | |
| | 90 INSG.-TOTAAL-TOTAL | 0 | 14 | 1 | 0 | 6 | 0 | 21 | 2 | 0 | 2 | 8 | 178 | | |
| 58 GERMAN DR | 02 FRANCE | - | - | - | - | - | - | - | - | - | - | - | 1 | | |
| | 04 NEDERLAND | - | 15 | 8 | 0 | 0 | - | - | - | - | - | 0 | 33 | | |
| | 05 BELGIQUE/BELGIE | - | 8 | 18 | - | 5 | - | - | 0 | - | - | - | 64 | | |
| | 06 LUXEMBOURG | - | 3 | - | - | - | - | - | - | - | - | - | 3 | | |
| | 20 EUR | - | 26 | 27 | - | 6 | - | - | 0 | - | - | 0 | 101 | | |
| | 36 SWITZERLAND | - | - | - | - | 1 | - | - | - | - | - | - | 1 | | |
| | 88 TOTAL THIRD COUNTR | - | - | - | - | 1 | - | - | - | - | - | - | 1 | | |
| | 90 INSG.-TOTAAL-TOTAL | - | 26 | 27 | - | 7 | - | - | 0 | - | - | 0 | 102 | | |
| 60 POLAND | 02 FRANCE | 2 | 1 | - | - | - | - | - | - | - | - | - | 3 | | |
| | 04 NEDERLAND | 2 | - | - | - | 3 | - | - | - | 3 | - | - | 15 | | |
| | 05 BELGIQUE/BELGIE | 3 | 0 | - | - | - | - | 1 | 0 | 2 | - | 0 | 7 | | |
| | 06 LUXEMBOURG | 0 | 0 | - | - | - | - | - | - | - | - | - | 1 | | |
| | 20 EUR | 7 | 2 | - | - | 3 | - | 1 | 0 | 5 | - | 0 | 26 | | |
| | 36 SWITZERLAND | - | - | - | - | - | - | - | - | - | - | - | 3 | | |
| | 88 TOTAL THIRD COUNTR | - | - | - | - | - | - | - | - | - | - | - | 3 | | |
| | 90 INSG.-TOTAAL-TOTAL | 7 | 2 | - | - | 3 | - | 1 | 0 | 5 | - | 0 | 29 | | |
| 62 CZECHOSLOVAKIA | 04 NEDERLAND | - | - | - | - | - | - | - | - | 0 | - | - | 0 | | |
| | 20 EUR | - | - | - | - | - | - | - | - | 0 | - | - | 0 | | |
| | 90 INSG.-TOTAAL-TOTAL | - | - | - | - | - | - | - | - | 0 | - | - | 0 | | |

B INNENWASSER - BINNENWATEREN - VOIE NAVIGABLE

3.2.07:07 (6B)

DURCHGANGSVERKEHR NACH LAND UND GUETERGRUPPE

EUR

DOORVOER NAAR LAND EN GOEDERENGROEP

1985

TRAFIC DE TRANSIT PAR PAYS ET GROUPE DE MARCHANDISES

MIO TKM

| LAND DER - LAND VAN - PAYS DE BELADUNG LADING CHARGEMENT | ENTLADUNG LOSSING DECHARGEMENT | GUETERGRUPPE | | | | GOEDERENGROEP | | | | GROUPE DE MARCHANDISES | | | | |
|---|--------------------------------------|--------------|----|----|----|---------------|-----|-----|-----|------------------------|------|-----|-----|------|
| | | 01 | 02 | 03 | 04 | 05 | 06 | 07 | 08 | 09 | 10 | 11 | 12 | 13 |
| 71 TOTAL STATE TRAD. | 02 FRANCE | - | - | - | - | - | - | - | - | - | - | - | - | 1 |
| | 04 NEDERLAND | - | - | - | - | - | 1 | 2 | 3 | - | - | - | 0 | 7 |
| | 05 BELGIQUE/BELGIE | - | 0 | - | - | - | 1 | - | 24 | - | - | - | - | 7 |
| | 06 LUXEMBOURG | - | - | - | - | - | - | - | - | - | - | - | - | 1 |
| | 20 EUR | - | 0 | - | - | - | 2 | 2 | 28 | - | - | 1 | 0 | 16 |
| | 36 SWITZERLAND | - | - | - | - | - | - | - | 3 | - | - | - | - | - |
| | 88 TOTAL THIRD COUNTRY | - | - | - | - | - | - | - | 3 | - | - | - | - | - |
| | 90 INSG.-TOTAAL-TOTAL | - | 0 | - | - | - | 2 | 2 | 30 | - | - | 1 | 0 | 16 |
| 85 OTHER COUNTRIES | 05 BELGIQUE/BELGIE | - | 0 | - | - | - | 0 | - | - | - | - | - | - | 0 |
| | 20 EUR | - | 0 | - | - | - | 0 | - | - | - | - | - | - | 0 |
| | 90 INSG.-TOTAAL-TOTAL | - | 0 | - | - | - | 0 | - | - | - | - | - | - | 0 |
| 88 TOTAL THIRD COUNTRY | 01 BR DEUTSCHLAND | - | - | - | - | - | - | - | 0 | 1 | 6 | 0 | - | 12 |
| | 02 FRANCE | - | - | - | - | - | - | - | 5 | 1 | 4 | 1 | 1 | 28 |
| | 04 NEDERLAND | - | - | - | 0 | 0 | 1 | 6 | 2 | - | 0 | - | 3 | 70 |
| | 05 BELGIQUE/BELGIE | - | 0 | - | - | 0 | 5 | 0 | 25 | - | 0 | - | - | 1 |
| | 06 LUXEMBOURG | - | - | - | - | - | - | - | - | - | - | - | - | - |
| | 20 EUR | - | 0 | - | 0 | 1 | 11 | 2 | 29 | 1 | 10 | 3 | 4 | 113 |
| | 36 SWITZERLAND | - | - | - | - | - | - | - | 3 | - | - | - | - | - |
| | 88 TOTAL THIRD COUNTRY | - | - | - | - | - | - | - | 3 | - | - | - | - | - |
| | 90 INSG.-TOTAAL-TOTAL | - | 0 | - | 0 | 1 | 11 | 2 | 32 | 1 | 10 | 3 | 4 | 113 |
| 90 INSG.-TOTAAL-TOTAL | 01 BR DEUTSCHLAND | 243 | 2 | - | 30 | 4 | 55 | 41 | 234 | 2 | 323 | 81 | 80 | 131 |
| | 02 FRANCE | 44 | 0 | - | 5 | 1 | 24 | 19 | 439 | - | 238 | 773 | 80 | 136 |
| | 03 ITALIA | 0 | - | - | - | - | - | - | - | - | - | - | - | - |
| | 04 NEDERLAND | 496 | 4 | 0 | 1 | 1 | 95 | 13 | 8 | - | 15 | 7 | 2 | 111 |
| | 05 BELGIQUE/BELGIE | 211 | 0 | - | 2 | 2 | 88 | 42 | 230 | 0 | 129 | 27 | 15 | 1042 |
| | 06 LUXEMBOURG | - | - | - | - | 0 | 7 | - | 64 | - | 38 | 23 | - | 4 |
| | 09 DANMARK | 0 | - | - | - | - | 0 | - | - | - | - | - | - | - |
| | 20 EUR | 995 | 7 | 0 | 38 | 8 | 269 | 115 | 975 | 2 | 743 | 911 | 176 | 1424 |
| | 36 SWITZERLAND | 244 | 1 | - | 8 | 5 | 75 | 103 | 200 | 6 | 1828 | 17 | 3 | 570 |
| | 58 GERMAN DR | 0 | - | - | - | - | 0 | - | 4 | - | 0 | 35 | - | 16 |
| | 60 POLAND | - | - | - | - | - | 1 | - | 0 | - | - | - | - | 5 |
| | 71 TOTAL STATE TRAD. | 0 | - | - | - | - | 2 | - | 4 | - | 0 | 35 | - | 21 |

B INNENWASSER - BINNENWATEREN - VOIE NAVIGABLE

3.2.07:08 (6B)

DURCHGANGSVERKEHR NACH LAND UND GUETERGRUPPE

EUR

DOORVOER NAAR LAND EN GOEDERENGROEP

1985

TRAFIC DE TRANSIT PAR PAYS ET GROUPE DE MARCHANDISES

MIO TKM

| LAND DER - LAND VAN - PAYS DE BELADUNG LADING CHARGEMENT | ENTLADUNG LOSSING DECHARGEMENT | GUETERGRUPPE | | | | GOEDERENGROEP | | | | GROUPE DE MARCHANDISES | | | | |
|---|--------------------------------------|--------------|------|-----|----|---------------|-----|----|-----|------------------------|----|-----|-------|------|
| | | 14 | 15 | 16 | 17 | 18 | 19 | 20 | 21 | 22 | 23 | 24 | 01-24 | |
| 71 TOTAL STATE TRAD. | 02 FRANCE | 2 | 1 | - | - | - | - | - | - | - | - | - | - | 4 |
| | 04 NEDERLAND | 2 | 15 | 8 | - | 4 | - | - | - | 3 | - | 0 | - | 48 |
| | 05 BELGIQUE/BELGIE | 3 | 9 | 18 | - | 5 | - | 1 | 1 | 2 | - | 0 | - | 71 |
| | 06 LUXEMBOURG | 0 | 3 | - | - | - | - | - | - | - | - | - | - | 4 |
| | 20 EUR | 7 | 28 | 27 | - | 9 | - | 1 | 1 | 5 | - | 1 | - | 127 |
| | 36 SWITZERLAND | - | - | - | - | 1 | - | - | - | - | - | - | - | 4 |
| | 88 TOTAL THIRD COUNTRY | - | - | - | - | 1 | - | - | - | - | - | - | - | 4 |
| | 90 INSG.-TOTAAL-TOTAL | 7 | 28 | 27 | - | 10 | - | 1 | 1 | 5 | - | 1 | - | 131 |
| 85 OTHER COUNTRIES | 05 BELGIQUE/BELGIE | 1 | 0 | - | - | - | - | 0 | 0 | 1 | - | 0 | - | 3 |
| | 20 EUR | 1 | 0 | - | - | - | - | 0 | 0 | 1 | - | 0 | - | 3 |
| | 90 INSG.-TOTAAL-TOTAL | 1 | 0 | - | - | - | - | 0 | 0 | 1 | - | 0 | - | 3 |
| 88 TOTAL THIRD COUNTRY | 01 BR DEUTSCHLAND | - | 0 | - | 0 | - | - | 0 | - | 0 | 0 | 0 | 0 | 21 |
| | 02 FRANCE | 2 | 1 | - | - | - | - | - | - | - | - | - | - | 6 |
| | 04 NEDERLAND | 2 | 18 | 8 | - | 7 | 0 | 16 | 1 | 3 | 1 | 6 | - | 111 |
| | 05 BELGIQUE/BELGIE | 4 | 20 | 19 | - | 8 | - | 5 | 2 | 3 | 0 | 2 | - | 166 |
| | 06 LUXEMBOURG | 0 | 3 | - | - | - | - | - | - | - | - | - | - | 4 |
| | 20 EUR | 8 | 42 | 28 | 0 | 15 | 0 | 21 | 2 | 6 | 2 | 8 | - | 308 |
| | 36 SWITZERLAND | - | - | - | - | 1 | - | - | - | - | - | - | - | 4 |
| | 88 TOTAL THIRD COUNTRY | - | - | - | - | 1 | - | - | - | - | - | - | - | 4 |
| | 90 INSG.-TOTAAL-TOTAL | 8 | 42 | 28 | 0 | 16 | 0 | 21 | 2 | 6 | 2 | 8 | - | 311 |
| 90 INSG.-TOTAAL-TOTAL | 01 BR DEUTSCHLAND | 17 | 394 | 204 | 6 | 385 | 44 | 7 | 85 | 2 | 5 | 24 | - | 2400 |
| | 02 FRANCE | 3 | 160 | 276 | 5 | 99 | 80 | 2 | 2 | 0 | 5 | 11 | - | 2399 |
| | 03 ITALIA | - | - | - | - | - | - | - | - | - | - | - | - | 0 |
| | 04 NEDERLAND | 3 | 778 | 57 | 2 | 21 | 1 | 25 | 5 | 3 | 2 | 15 | - | 1665 |
| | 05 BELGIQUE/BELGIE | 22 | 438 | 285 | 10 | 358 | 0 | 25 | 17 | 3 | 3 | 90 | - | 3040 |
| | 06 LUXEMBOURG | 1 | 33 | 4 | - | 0 | - | - | 0 | - | - | - | - | 174 |
| | 09 DANMARK | - | - | - | - | - | - | - | - | - | - | - | - | 0 |
| | 20 EUR | 46 | 1803 | 826 | 23 | 863 | 126 | 59 | 110 | 8 | 15 | 140 | - | 9680 |
| | 36 SWITZERLAND | 5 | 129 | 37 | 5 | 255 | 138 | 2 | 66 | 2 | 1 | 21 | - | 3722 |
| | 58 GERMAN DR | - | 1 | 0 | - | 0 | - | - | 0 | - | - | - | - | 58 |
| | 60 POLAND | - | 1 | 8 | - | 0 | - | - | - | - | - | - | - | 16 |
| | 71 TOTAL STATE TRAD. | - | 3 | 8 | - | 0 | - | - | 0 | - | - | - | - | 74 |

B I N N E N W A S S E R - B I N N E N W A T E R E N - V O I E N A V I G A B L E

3.2.07:09 (6B)

DURCHGANGSVERKEHR NACH LAND UND GUETERGRUPPE

EUR

DOORVOER NAAR LAND EN GOEDERENGROEP

1985

TRAFIC DE TRANSIT PAR PAYS ET GROUPE DE MARCHANDISES

MIO TKM

| LAND DER - LAND VAN - PAYS DE BELADUNG LADING CHARGEMENT | ENTLADUNG LOSSING DECHARGEMENT | GUETERGRUPPE | | | | GOEDERENGROEP | | | | GROUPE DE MARCHANDISES | | | | |
|---|--------------------------------------|--------------|----|----|----|---------------|-----|-----|------|------------------------|------|-----|-----|------|
| | | 01 | 02 | 03 | 04 | 05 | 06 | 07 | 08 | 09 | 10 | 11 | 12 | 13 |
| 90 INSG.-TOTAAL-TOTAL | 85 OTHER COUNTRIES | 0 | - | - | 0 | 1 | 4 | 0 | 89 | - | 0 | 3 | 3 | 138 |
| | 88 TOTAL THIRD COUNTR | 245 | 1 | - | 9 | 6 | 81 | 103 | 293 | 6 | 1828 | 55 | 6 | 729 |
| | 90 INSG.-TOTAAL-TOTAL | 1240 | 7 | 0 | 46 | 15 | 349 | 218 | 1269 | 8 | 2571 | 966 | 182 | 2153 |

B I N N E N W A S S E R - B I N N E N W A T E R E N - V O I E N A V I G A B L E

3.2.07:10 (6B)

DURCHGANGSVERKEHR NACH LAND UND GUETERGRUPPE

EUR

DOORVOER NAAR LAND EN GOEDERENGROEP

1985

TRAFIC DE TRANSIT PAR PAYS ET GROUPE DE MARCHANDISES

MIO TKM

| LAND DER - LAND VAN - PAYS DE BELADUNG LADING CHARGEMENT | ENTLADUNG LOSSING DECHARGEMENT | GUETERGRUPPE | | | | GOEDERENGROEP | | | | GROUPE DE MARCHANDISES | | | | |
|---|--------------------------------------|--------------|------|-----|----|---------------|-----|----|-----|------------------------|----|-----|-------|--|
| | | 14 | 15 | 16 | 17 | 18 | 19 | 20 | 21 | 22 | 23 | 24 | 01-24 | |
| 90 INSG.-TOTAAL-TOTAL | 85 OTHER COUNTRIES | 0 | 8 | 6 | - | 11 | - | 2 | 3 | - | 1 | 20 | 291 | |
| | 88 TOTAL THIRD COUNTR | 5 | 140 | 51 | 5 | 267 | 138 | 4 | 69 | 2 | 3 | 41 | 4088 | |
| | 90 INSG.-TOTAAL-TOTAL | 51 | 1943 | 877 | 28 | 1130 | 264 | 63 | 179 | 10 | 18 | 181 | 13767 | |

BINNENWASSER - BINNENWATEREN - VOIE NAVIGABLE
 DURCHGANGSVERKEHR NACH LAND UND STAATZUGEHÖRIGKEIT DES SCHIFFES
 DOORVOER NAAR LAND EN NATIONALITEIT VAN HET SCHIP
 TRAFIC DE TRANSIT PAR PAYS ET NATIONALITE DU BATEAU

3.3.01:1 (7B)
 BR DEUTSCHLAND
 1985
 1000 T

| LAND DER BELADUNG LADING CHARGEMENT | LAND VAN ENTLADUNG LOSSING DECHARGEMENT | PAYS DE | STAATZUGEHÖRIGKEIT | | | | | NATIONALITEIT | | | NATIONALITE | | |
|--|--|---------|--------------------|-----------|-----|--------------|-----|-----------------------------|--------------------------|-------------------|-------------|-----------------|-------------|
| | | | EUR | | | | | STATE TRADING COUNTR. | SONSTIGE-OVERIGE-AUTRES! | | | INSG. TOTAAL | |
| | | | ZUSAMM. TOTAAL | DAR. D | F | WAARV. NL | B | | DOONT L | ZUSAMM. TOTAAL | DAR. CH | | WAARV. A |
| 02 FRANCE | 02 FRANCE | | 5 | 1 | 1 | 2 | 1 | - | - | - | - | - | 5 |
| | 04 NEDERLAND | | 1704 | 201 | 94 | 1207 | 190 | 12 | 0 | 546 | 546 | - | 2250 |
| | 05 BELGIQUE/BELGIE | | 839 | 108 | 173 | 389 | 168 | 1 | - | 152 | 152 | - | 990 |
| | 06 LUXEMBOURG | | 29 | 16 | 0 | 5 | 6 | 1 | - | 3 | 3 | - | 31 |
| | 20 EUR | | 2576 | 325 | 269 | 1602 | 365 | 14 | 0 | 700 | 700 | - | 3276 |
| | 36 SWITZERLAND | | 2 | - | - | 2 | 0 | - | - | - | - | - | 2 |
| | 58 GERMAN DR | | 1 | - | - | 1 | - | - | - | - | - | - | 1 |
| | 60 POLAND | | - | - | - | - | - | 1 | - | - | - | - | 1 |
| | 71 TOTAL STATE TRAD. | | 1 | - | - | 1 | - | - | 1 | - | - | - | 3 |
| | 88 TOTAL THIRD COUNTR. | | 3 | - | - | 3 | 0 | - | 1 | - | - | - | 5 |
| | 90 INSG.-TOTAAL-TOTAL | | 2580 | 325 | 269 | 1605 | 366 | 14 | 1 | 700 | 700 | - | 3281 |
| 04 NEDERLAND | 02 FRANCE | | 2173 | 409 | 374 | 1164 | 213 | 13 | - | 255 | 248 | - | 2428 |
| | 06 LUXEMBOURG | | 195 | 27 | 35 | 123 | 8 | 2 | - | 80 | 80 | - | 275 |
| | 09 DANMARK | | 1 | - | - | 1 | - | - | - | - | - | - | 1 |
| | 20 EUR | | 2369 | 436 | 409 | 1288 | 221 | 15 | - | 335 | 328 | - | 2705 |
| | 36 SWITZERLAND | | 1509 | 157 | 81 | 1054 | 214 | 3 | - | 1497 | 1497 | - | 3006 |
| | 58 GERMAN DR | | 30 | 2 | - | 27 | 0 | - | 43 | - | - | - | 73 |
| | 60 POLAND | | - | - | - | - | - | - | 2 | - | - | - | 2 |
| | 71 TOTAL STATE TRAD. | | 30 | 2 | - | 27 | 0 | - | 45 | - | - | - | 75 |
| | 88 TOTAL THIRD COUNTR. | | 1539 | 159 | 81 | 1081 | 214 | 3 | 45 | 1497 | 1497 | - | 3081 |
| | 90 INSG.-TOTAAL-TOTAL | | 3909 | 596 | 490 | 2369 | 436 | 18 | 45 | 1832 | 1825 | - | 5786 |
| 05 BELGIQUE/BELGIE | 02 FRANCE | | 651 | 87 | 136 | 231 | 197 | 1 | - | 66 | 66 | - | 717 |
| | 06 LUXEMBOURG | | 26 | 2 | - | 20 | 4 | - | - | 2 | 2 | - | 28 |
| | 20 EUR | | 677 | 89 | 136 | 251 | 200 | 1 | - | 68 | 68 | - | 745 |
| | 36 SWITZERLAND | | 1054 | 61 | 69 | 707 | 215 | 1 | - | 500 | 500 | - | 1554 |
| | 58 GERMAN DR | | 17 | 1 | - | 16 | - | - | 18 | - | - | - | 35 |
| | 60 POLAND | | - | - | - | - | - | - | 30 | - | - | - | 30 |
| | 71 TOTAL STATE TRAD. | | 17 | 1 | - | 16 | - | - | 48 | - | - | - | 66 |
| | 88 TOTAL THIRD COUNTR. | | 1071 | 63 | 69 | 723 | 215 | 1 | 48 | 500 | 500 | - | 1620 |

BINNENWASSER - BINNENWATEREN - VOIE NAVIGABLE
 DURCHGANGSVERKEHR NACH LAND UND STAATZUGEHÖRIGKEIT DES SCHIFFES
 DOORVOER NAAR LAND EN NATIONALITEIT VAN HET SCHIP
 TRAFIC DE TRANSIT PAR PAYS ET NATIONALITE DU BATEAU

3.3.01:2 (7B)
 BR DEUTSCHLAND
 1985
 1000 T

| LAND DER BELADUNG LADING CHARGEMENT | LAND VAN ENTLADUNG LOSSING DECHARGEMENT | PAYS DE | STAATZUGEHÖRIGKEIT | | | | | NATIONALITEIT | | | NATIONALITE | | |
|--|--|---------|--------------------|-----------|-----|--------------|------|-----------------------------|--------------------------|-------------------|-------------|-----------------|-------------|
| | | | EUR | | | | | STATE TRADING COUNTR. | SONSTIGE-OVERIGE-AUTRES! | | | INSG. TOTAAL | |
| | | | ZUSAMM. TOTAAL | DAR. D | F | WAARV. NL | B | | DOONT L | ZUSAMM. TOTAAL | DAR. CH | | WAARV. A |
| 05 BELGIQUE/BELGIE | 90 INSG.-TOTAAL-TOTAL | | 1748 | 151 | 205 | 974 | 416 | 2 | 48 | 568 | 568 | - | 2365 |
| 06 LUXEMBOURG | 02 FRANCE | | 0 | - | - | 0 | - | - | - | - | - | - | 0 |
| | 04 NEDERLAND | | 75 | 10 | 1 | 60 | 1 | 4 | - | 9 | 9 | - | 85 |
| | 05 BELGIQUE/BELGIE | | 50 | 8 | 19 | 22 | 1 | - | - | 6 | 6 | - | 56 |
| | 20 EUR | | 126 | 17 | 21 | 82 | 3 | 4 | - | 15 | 15 | - | 141 |
| | 90 INSG.-TOTAAL-TOTAL | | 126 | 17 | 21 | 82 | 3 | 4 | - | 15 | 15 | - | 141 |
| 20 EUR | 02 FRANCE | | 2829 | 496 | 511 | 1397 | 411 | 14 | - | 321 | 314 | - | 3150 |
| | 04 NEDERLAND | | 1779 | 211 | 95 | 1266 | 191 | 16 | 0 | 555 | 555 | - | 2335 |
| | 05 BELGIQUE/BELGIE | | 889 | 115 | 193 | 411 | 169 | 1 | - | 157 | 157 | - | 1047 |
| | 06 LUXEMBOURG | | 249 | 45 | 35 | 148 | 19 | 3 | - | 85 | 85 | - | 335 |
| | 09 DANMARK | | 1 | - | - | 1 | - | - | - | - | - | - | 1 |
| | 20 EUR | | 5748 | 867 | 834 | 3223 | 790 | 34 | 0 | 1119 | 1111 | - | 6867 |
| | 36 SWITZERLAND | | 2566 | 218 | 151 | 1763 | 430 | 4 | - | 1997 | 1997 | - | 4563 |
| | 58 GERMAN DR | | 48 | 4 | - | 44 | 0 | - | 61 | - | - | - | 109 |
| | 60 POLAND | | - | - | - | - | - | - | 33 | - | - | - | 33 |
| | 71 TOTAL STATE TRAD. | | 48 | 4 | - | 44 | 0 | - | 95 | - | - | - | 143 |
| | 88 TOTAL THIRD COUNTR. | | 2614 | 222 | 151 | 1807 | 430 | 4 | 95 | 1997 | 1997 | - | 4706 |
| | 90 INSG.-TOTAAL-TOTAL | | 8362 | 1089 | 985 | 5031 | 1220 | 38 | 95 | 3116 | 3109 | - | 11573 |
| 36 SWITZERLAND | 02 FRANCE | | 3 | 1 | - | 2 | - | - | - | - | - | - | 3 |
| | 04 NEDERLAND | | 38 | 5 | 0 | 29 | 4 | - | - | 53 | 52 | - | 92 |
| | 05 BELGIQUE/BELGIE | | 38 | 2 | 1 | 31 | 4 | 0 | - | 67 | 67 | - | 105 |
| | 20 EUR | | 79 | 7 | 1 | 62 | 8 | 0 | - | 120 | 119 | - | 199 |
| | 90 INSG.-TOTAAL-TOTAL | | 79 | 7 | 1 | 62 | 8 | 0 | - | 120 | 119 | - | 199 |
| 58 GERMAN DR | 02 FRANCE | | 1 | - | - | 1 | - | - | - | - | - | - | 1 |
| | 04 NEDERLAND | | 49 | 4 | - | 44 | 1 | - | 24 | - | - | - | 72 |
| | 05 BELGIQUE/BELGIE | | 58 | 8 | - | 46 | 3 | - | 42 | 1 | 1 | - | 100 |
| | 06 LUXEMBOURG | | 3 | 1 | - | 2 | - | - | - | - | - | - | 3 |
| | 20 EUR | | 110 | 13 | - | 93 | 4 | - | 66 | 1 | 1 | - | 177 |

BINNENWASSER - BINNENWATEREN - VOIE NAVIGABLE 3.3.01:3 (7B)
 DURCHGANGSVERKEHR NACH LAND UND STAATZUGEHÖRIGKEIT DES SCHIFFES BR DEUTSCHLAND
 DOORVOER NAAR LAND EN NATIONALITEIT VAN HET SCHIP 1985
 TRAFIC DE TRANSIT PAR PAYS ET NATIONALITE DU BATEAU 1000 T

| LAND DER BELADUNG LADING CHARGEMENT | LAND VAN ENTLADUNG LOSSING DECHARGEMENT | PAYS DE ENTLADUNG LOSSING DECHARGEMENT | STAATZUGEHÖRIGKEIT - NATIONALITEIT | | | | | NATIONALITEIT | | | | | | |
|--|--|---|------------------------------------|-----------|---|--------------|---|-----------------------------|--------------------------|----------------------------|------------|-------------|-----------|--------------------------|
| | | | EUR | | | | | STATE TRADING COUNTR. | SONSTIGE-OVERIGE-AUTRES! | | | | | |
| | | | ZUSAMM. TOTAAL TOTAL | DAR. D | F | WAARV. NL | B | | L | ZUSAMM. TOTAAL TOTAL | DAR. CH | WAARV. A | DONT A | INSG. TOTAAL TOTAL |
| 58 GERMAN DR | 36 SWITZERLAND | | 1 | - | - | 1 | - | - | - | - | - | - | - | 1 |
| | 88 TOTAL THIRD COUNTR | | 1 | - | - | 1 | - | - | - | - | - | - | - | 1 |
| | 90 INSG.-TOTAAL-TOTAL | | 112 | 13 | - | 94 | 4 | - | 66 | 1 | 1 | - | - | 178 |
| 60 POLAND | 02 FRANCE | | - | - | - | - | - | - | 3 | - | - | - | - | 3 |
| | 04 NEDERLAND | | 2 | 1 | - | - | - | 1 | 31 | - | - | - | - | 33 |
| | 05 BELGIQUE/BELGIE | | - | - | - | - | - | - | 15 | - | - | - | - | 15 |
| | 06 LUXEMBOURG | | - | - | - | - | - | - | 2 | - | - | - | - | 2 |
| | 20 EUR | | 2 | 1 | - | - | - | 1 | 51 | - | - | - | - | 53 |
| | 36 SWITZERLAND | | 3 | 3 | - | - | - | - | - | - | - | - | - | 3 |
| | 88 TOTAL THIRD COUNTR | | 3 | 3 | - | - | - | - | - | - | - | - | - | 3 |
| | 90 INSG.-TOTAAL-TOTAL | | 4 | 4 | - | - | - | 1 | 51 | - | - | - | - | 56 |
| 62 CZECHOSLOVAKIA | 04 NEDERLAND | | 1 | 0 | - | 0 | - | - | - | - | - | - | - | 1 |
| | 20 EUR | | 1 | 0 | - | 0 | - | - | - | - | - | - | - | 1 |
| | 90 INSG.-TOTAAL-TOTAL | | 1 | 0 | - | 0 | - | - | - | - | - | - | - | 1 |
| 71 TOTAL STATE TRAD. | 02 FRANCE | | 1 | - | - | 1 | - | - | 3 | - | - | - | - | 5 |
| | 04 NEDERLAND | | 51 | 5 | - | 44 | 1 | 1 | 95 | - | - | - | - | 106 |
| | 05 BELGIQUE/BELGIE | | 58 | 8 | - | 46 | 3 | - | 57 | 1 | 1 | - | - | 115 |
| | 06 LUXEMBOURG | | 3 | 1 | - | 2 | - | - | 2 | - | - | - | - | 5 |
| | 20 EUR | | 113 | 14 | - | 93 | 4 | 1 | 117 | 1 | 1 | - | - | 230 |
| | 36 SWITZERLAND | | 4 | 3 | - | 1 | - | - | - | - | - | - | - | 4 |
| | 88 TOTAL THIRD COUNTR | | 4 | 3 | - | 1 | - | - | - | - | - | - | - | 4 |
| | 90 INSG.-TOTAAL-TOTAL | | 117 | 17 | - | 95 | 4 | 1 | 117 | 1 | 1 | - | - | 234 |
| 88 TOTAL THIRD COUNTR | 02 FRANCE | | 4 | 1 | - | 3 | - | - | 3 | - | - | - | - | 8 |
| | 04 NEDERLAND | | 89 | 10 | 0 | 73 | 5 | 1 | 55 | 53 | 52 | - | - | 197 |
| | 05 BELGIQUE/BELGIE | | 96 | 10 | 1 | 77 | 7 | 0 | 57 | 67 | 67 | - | - | 220 |
| | 06 LUXEMBOURG | | 3 | 1 | - | 2 | - | - | 2 | - | - | - | - | 5 |

BINNENWASSER - BINNENWATEREN - VOIE NAVIGABLE 3.3.01:4 (7B)
 DURCHGANGSVERKEHR NACH LAND UND STAATZUGEHÖRIGKEIT DES SCHIFFES BR DEUTSCHLAND
 DOORVOER NAAR LAND EN NATIONALITEIT VAN HET SCHIP 1985
 TRAFIC DE TRANSIT PAR PAYS ET NATIONALITE DU BATEAU 1000 T

| LAND DER BELADUNG LADING CHARGEMENT | LAND VAN ENTLADUNG LOSSING DECHARGEMENT | PAYS DE ENTLADUNG LOSSING DECHARGEMENT | STAATZUGEHÖRIGKEIT - NATIONALITEIT | | | | | NATIONALITEIT | | | | | | |
|--|--|---|------------------------------------|-----------|-----|--------------|------|-----------------------------|--------------------------|----------------------------|------------|-------------|-----------|--------------------------|
| | | | EUR | | | | | STATE TRADING COUNTR. | SONSTIGE-OVERIGE-AUTRES! | | | | | |
| | | | ZUSAMM. TOTAAL TOTAL | DAR. D | F | WAARV. NL | B | | L | ZUSAMM. TOTAAL TOTAL | DAR. CH | WAARV. A | DONT A | INSG. TOTAAL TOTAL |
| 88 TOTAL THIRD COUNTR | 20 EUR | | 192 | 21 | 1 | 156 | 13 | 1 | 117 | 121 | 120 | - | - | 430 |
| | 36 SWITZERLAND | | 4 | 3 | - | 1 | - | - | - | - | - | - | - | 4 |
| | 88 TOTAL THIRD COUNTR | | 4 | 3 | - | 1 | - | - | - | - | - | - | - | 4 |
| | 90 INSG.-TOTAAL-TOTAL | | 196 | 24 | 1 | 157 | 13 | 1 | 117 | 121 | 120 | - | - | 434 |
| 90 INSG.-TOTAAL-TOTAL | 02 FRANCE | | 2833 | 497 | 511 | 1400 | 411 | 14 | 3 | 321 | 314 | - | - | 3157 |
| | 04 NEDERLAND | | 1869 | 221 | 95 | 1339 | 196 | 17 | 55 | 609 | 607 | - | - | 2532 |
| | 05 BELGIQUE/BELGIE | | 985 | 125 | 194 | 488 | 177 | 1 | 57 | 225 | 225 | - | - | 1267 |
| | 06 LUXEMBOURG | | 253 | 46 | 35 | 150 | 19 | 3 | 2 | 85 | 85 | - | - | 339 |
| | 09 DANMARK | | 1 | - | - | 1 | - | - | - | - | - | - | - | 1 |
| | 20 EUR | | 5941 | 889 | 835 | 3379 | 802 | 35 | 117 | 1240 | 1231 | - | - | 7297 |
| | 36 SWITZERLAND | | 2570 | 221 | 151 | 1765 | 430 | 4 | - | 1997 | 1997 | - | - | 4567 |
| | 58 GERMAN DR | | 48 | 4 | - | 44 | 0 | - | 61 | - | - | - | - | 109 |
| | 60 POLAND | | - | - | - | - | 0 | - | 33 | - | - | - | - | 33 |
| | 71 TOTAL STATE TRAD. | | 48 | 4 | - | 44 | 0 | - | 95 | - | - | - | - | 143 |
| | 88 TOTAL THIRD COUNTR | | 2618 | 225 | 151 | 1809 | 430 | 4 | 95 | 1997 | 1997 | - | - | 4710 |
| | 90 INSG.-TOTAAL-TOTAL | | 8559 | 1114 | 986 | 5188 | 1232 | 39 | 211 | 3237 | 3228 | - | - | 12007 |

BINNENWASSER - BINNENWATEREN - VOIE NAVIGABLE
 DURCHGANGSVERKEHR NACH LAND UND STAATZUGEHÖRIGKEIT DES SCHIFFES
 DOORVOER NAAR LAND EN NATIONALITEIT VAN HET SCHIP
 TRAFIC DE TRANSIT PAR PAYS ET NATIONALITE DU BATEAU

3.3.02:1 (7B)

FRANCE

1985

1000 T

| LAND DER BELADING LADING CHARGEMENT | LAND VAN ENTLADING LOSSING DECHARGEMENT | PAYS DE | STAATZUGEHÖRIGKEIT | | | | | NATIONALITEIT | | | | NATIONALITE | | |
|--|--|---------|----------------------------|-----------|----|--------------|----|-------------------------|-----------------------------|----------------------------|------------|-------------|-----------|--------------------------|
| | | | EUR | | | | | SONSTIGE-OVERIGE-AUTRES | | | | | | |
| | | | ZUSAMM. TOTAAL TOTAL | DAR. D | F | WAARV. NL | B | DONT L | STATE TRADING COUNTR. | ZUSAMM. TOTAAL TOTAL | DAR. CH | WAARV. A | DONT A | INSG. TOTAAL TOTAL |
| 01 BR DEUTSCHLAND | 01 BR DEUTSCHLAND | | 405 | 375 | 5 | 21 | 4 | - | - | - | 38 | 38 | - | 443 |
| | 04 NEDERLAND | | 253 | 50 | 19 | 170 | 14 | - | - | - | 143 | 143 | - | 396 |
| | 05 BELGIQUE/BELGIE | | 15 | 4 | 4 | 7 | - | - | - | - | 7 | 7 | - | 22 |
| | 20 EUR | | 673 | 429 | 28 | 198 | 18 | - | - | - | 188 | 188 | - | 861 |
| | 36 SWITZERLAND | | 565 | 488 | 5 | 51 | 22 | - | - | - | 516 | 516 | - | 1081 |
| | 88 TOTAL THIRD COUNTR | | 565 | 488 | 5 | 51 | 22 | - | - | - | 516 | 516 | - | 1081 |
| | 90 INSG.-TOTAAL-TOTAL | | 1238 | 917 | 33 | 249 | 40 | - | - | - | 704 | 704 | - | 1942 |
| 04 NEDERLAND | 01 BR DEUTSCHLAND | | 109 | 32 | 1 | 73 | 2 | 0 | - | - | 133 | 133 | - | 242 |
| | 20 EUR | | 109 | 32 | 1 | 73 | 2 | 0 | - | - | 133 | 133 | - | 242 |
| | 36 SWITZERLAND | | 566 | 97 | 27 | 382 | 57 | 3 | - | - | 1042 | 1042 | - | 1608 |
| | 88 TOTAL THIRD COUNTR | | 566 | 97 | 27 | 382 | 57 | 3 | - | - | 1042 | 1042 | - | 1608 |
| | 90 INSG.-TOTAAL-TOTAL | | 674 | 129 | 27 | 455 | 59 | 4 | - | - | 1175 | 1175 | - | 1850 |
| 05 BELGIQUE/BELGIE | 01 BR DEUTSCHLAND | | 9 | 2 | - | 6 | 1 | - | - | - | 10 | 10 | - | 19 |
| | 20 EUR | | 9 | 2 | - | 6 | 1 | - | - | - | 10 | 10 | - | 19 |
| | 36 SWITZERLAND | | 447 | 44 | 32 | 297 | 73 | 0 | - | - | 302 | 302 | - | 749 |
| | 88 TOTAL THIRD COUNTR | | 447 | 44 | 32 | 297 | 73 | 0 | - | - | 302 | 302 | - | 749 |
| | 90 INSG.-TOTAAL-TOTAL | | 456 | 47 | 32 | 303 | 74 | 0 | - | - | 312 | 312 | - | 768 |
| 06 LUXEMBOURG | 01 BR DEUTSCHLAND | | 1 | 1 | - | - | - | - | - | - | - | - | - | 1 |
| | 20 EUR | | 1 | 1 | - | - | - | - | - | - | - | - | - | 1 |
| | 90 INSG.-TOTAAL-TOTAL | | 1 | 1 | - | - | - | - | - | - | - | - | - | 1 |
| 20 EUR | 01 BR DEUTSCHLAND | | 524 | 411 | 6 | 100 | 7 | 0 | - | - | 181 | 181 | - | 705 |
| | 04 NEDERLAND | | 253 | 50 | 19 | 170 | 14 | - | - | - | 143 | 143 | - | 396 |
| | 05 BELGIQUE/BELGIE | | 15 | 4 | 4 | 7 | - | - | - | - | 7 | 7 | - | 22 |
| | 20 EUR | | 792 | 465 | 29 | 277 | 21 | 0 | - | - | 331 | 331 | - | 1123 |

BINNENWASSER - BINNENWATEREN - VOIE NAVIGABLE
 DURCHGANGSVERKEHR NACH LAND UND STAATZUGEHÖRIGKEIT DES SCHIFFES
 DOORVOER NAAR LAND EN NATIONALITEIT VAN HET SCHIP
 TRAFIC DE TRANSIT PAR PAYS ET NATIONALITE DU BATEAU

3.3.02:2 (7B)

FRANCE

1985

1000 T

| LAND DER BELADING LADING CHARGEMENT | LAND VAN ENTLADING LOSSING DECHARGEMENT | PAYS DE | STAATZUGEHÖRIGKEIT | | | | | NATIONALITEIT | | | | NATIONALITE | | |
|--|--|---------|----------------------------|-----------|----|--------------|-----|-------------------------|-----------------------------|----------------------------|------------|-------------|-----------|--------------------------|
| | | | EUR | | | | | SONSTIGE-OVERIGE-AUTRES | | | | | | |
| | | | ZUSAMM. TOTAAL TOTAL | DAR. D | F | WAARV. NL | B | DONT L | STATE TRADING COUNTR. | ZUSAMM. TOTAAL TOTAL | DAR. CH | WAARV. A | DONT A | INSG. TOTAAL TOTAL |
| 20 EUR | 36 SWITZERLAND | | 1577 | 629 | 63 | 729 | 152 | 4 | - | - | 1861 | 1861 | - | 3438 |
| | 88 TOTAL THIRD COUNTR | | 1577 | 629 | 63 | 729 | 152 | 4 | - | - | 1861 | 1861 | - | 3438 |
| | 90 INSG.-TOTAAL-TOTAL | | 2369 | 1094 | 92 | 1007 | 173 | 4 | - | - | 2192 | 2192 | - | 4561 |
| 36 SWITZERLAND | 01 BR DEUTSCHLAND | | 47 | 17 | 1 | 22 | 7 | - | - | - | 66 | 66 | - | 113 |
| | 04 NEDERLAND | | 13 | 2 | - | 7 | 3 | 0 | - | - | 26 | 26 | - | 38 |
| | 05 BELGIQUE/BELGIE | | 15 | 1 | 1 | 12 | 1 | - | - | - | 40 | 40 | - | 55 |
| | 20 EUR | | 74 | 21 | 2 | 41 | 11 | 0 | - | - | 132 | 132 | - | 206 |
| | 90 INSG.-TOTAAL-TOTAL | | 74 | 21 | 2 | 41 | 11 | 0 | - | - | 132 | 132 | - | 206 |
| 88 TOTAL THIRD COUNTR | 01 BR DEUTSCHLAND | | 47 | 17 | 1 | 22 | 7 | - | - | - | 66 | 66 | - | 113 |
| | 04 NEDERLAND | | 13 | 2 | - | 7 | 3 | 0 | - | - | 26 | 26 | - | 38 |
| | 05 BELGIQUE/BELGIE | | 15 | 1 | 1 | 12 | 1 | - | - | - | 40 | 40 | - | 55 |
| | 20 EUR | | 74 | 21 | 2 | 41 | 11 | 0 | - | - | 132 | 132 | - | 206 |
| | 90 INSG.-TOTAAL-TOTAL | | 74 | 21 | 2 | 41 | 11 | 0 | - | - | 132 | 132 | - | 206 |
| 90 INSG.-TOTAAL-TOTAL | 01 BR DEUTSCHLAND | | 570 | 428 | 6 | 122 | 14 | 0 | - | - | 247 | 247 | - | 817 |
| | 04 NEDERLAND | | 266 | 52 | 19 | 177 | 17 | 0 | - | - | 169 | 169 | - | 435 |
| | 05 BELGIQUE/BELGIE | | 29 | 5 | 5 | 19 | 1 | - | - | - | 48 | 48 | - | 77 |
| | 20 EUR | | 866 | 485 | 30 | 318 | 32 | 0 | - | - | 463 | 463 | - | 1329 |
| | 36 SWITZERLAND | | 1577 | 629 | 63 | 729 | 152 | 4 | - | - | 1861 | 1861 | - | 3438 |
| | 88 TOTAL THIRD COUNTR | | 1577 | 629 | 63 | 729 | 152 | 4 | - | - | 1861 | 1861 | - | 3438 |
| | 90 INSG.-TOTAAL-TOTAL | | 2443 | 1114 | 93 | 1047 | 184 | 4 | - | - | 2324 | 2324 | - | 4767 |

B I N N E N W A S S E R - B I N N E N W A T E R E N - V O I E N A V I G A B L E

3.3.04:1 (7B)

DURCHGANGSVERKEHR NACH LAND UND STAATZUGEHÖRIGKEIT DES SCHIFFES

NEDERLAND

DOORVOER NAAR LAND EN NATIONALITEIT VAN HET SCHIP

1985

TRAFIC DE TRANSIT PAR PAYS ET NATIONALITE DU BATEAU

1000 T

| LAND DER BELADING LADING CHARGEMENT | LAND VAN ENTLADING LOSSING DECHARGEMENT | PAYS DE | STAATZUGEHÖRIGKEIT | | | | | | NATIONALITEIT | | | | NATIONALITE | | | |
|--|--|---------|----------------------------|-----------|-----|--------------|------|-----------|-----------------------------|----------------------------|------------|-------------|-------------|--------------------------|--|--|
| | | | EUR | | | | | | SONSTIGE-OVERIGE-AUTRES | | | | INSG. | | | |
| | | | ZUSAMM. TOTAAL TOTAL | DAR. D | F | WAARV. NL | B | DOHT L | STATE TRADING COUNTR. | ZUSAMM. TOTAAL TOTAL | DAR. CH | WAARV. A | DOHT A | INSG. TOTAAL TOTAL | | |
| 01 BR DEUTSCHLAND | 01 BR DEUTSCHLAND | | 692 | 614 | - | 78 | - | - | - | 3 | 2 | - | 695 | | | |
| | 02 FRANCE | | 877 | 40 | 133 | 234 | 462 | 7 | 1 | 10 | 10 | - | 888 | | | |
| | 05 BELGIQUE/BELGIE | | 9481 | 1271 | 124 | 5688 | 2385 | 13 | 2 | 348 | 348 | - | 9831 | | | |
| | 06 LUXEMBOURG | | 2 | 1 | - | 1 | - | - | - | - | - | - | 2 | | | |
| | 20 EUR | | 11053 | 1927 | 258 | 6001 | 2847 | 20 | 3 | 360 | 360 | - | 11416 | | | |
| | 36 SWITZERLAND | | 0 | - | - | 0 | - | - | - | - | - | - | 0 | | | |
| | 85 OTHER COUNTRIES | | 1342 | 1113 | - | 105 | - | - | - | 313 | - | - | 1655 | | | |
| | 88 TOTAL THIRD COUNTR. | | 1342 | 1113 | - | 106 | - | - | - | 313 | - | - | 1655 | | | |
| | 90 INSG.-TOTAAL-TOTAL | | 12395 | 3040 | 258 | 6107 | 2847 | 20 | 3 | 673 | 360 | - | 13072 | | | |
| 02 FRANCE | 01 BR DEUTSCHLAND | | 188 | 30 | 21 | 73 | 63 | 1 | - | - | - | - | 188 | | | |
| | 02 FRANCE | | 3 | 1 | - | - | - | - | - | - | - | - | 3 | | | |
| | 05 BELGIQUE/BELGIE | | 883 | 116 | 181 | 404 | 181 | 1 | - | 156 | 156 | - | 1039 | | | |
| | 20 EUR | | 1074 | 147 | 203 | 477 | 245 | 2 | - | 156 | 156 | - | 1230 | | | |
| | 58 GERMAN DR | | 0 | - | - | 0 | - | - | - | - | - | - | 0 | | | |
| | 71 TOTAL STATE TRAD. | | 0 | - | - | 0 | - | - | - | - | - | - | 0 | | | |
| | 88 TOTAL THIRD COUNTR. | | 0 | - | - | 0 | - | - | - | - | - | - | 0 | | | |
| | 90 INSG.-TOTAAL-TOTAL | | 1075 | 147 | 203 | 477 | 245 | 2 | - | 156 | 156 | - | 1230 | | | |
| 05 BELGIQUE/BELGIE | 01 BR DEUTSCHLAND | | 8665 | 2063 | 284 | 4424 | 1883 | 12 | 14 | 728 | 723 | - | 9407 | | | |
| | 02 FRANCE | | 737 | 79 | 182 | 224 | 253 | - | - | 56 | 56 | - | 793 | | | |
| | 05 BELGIQUE/BELGIE | | 3119 | 43 | 61 | 475 | 2540 | - | 10 | 122 | 121 | - | 3252 | | | |
| | 06 LUXEMBOURG | | 24 | 1 | - | 20 | 4 | - | - | 1 | 1 | - | 26 | | | |
| | 20 EUR | | 12546 | 2186 | 527 | 5142 | 4679 | 12 | 25 | 907 | 901 | - | 13478 | | | |
| | 36 SWITZERLAND | | 1094 | 86 | 92 | 700 | 216 | 1 | - | 493 | 493 | - | 1587 | | | |
| | 58 GERMAN DR | | 23 | 3 | - | 17 | 3 | - | 15 | 1 | 1 | - | 39 | | | |
| | 71 TOTAL STATE TRAD. | | 23 | 3 | - | 17 | 3 | - | 15 | 1 | 1 | - | 39 | | | |
| | 85 OTHER COUNTRIES | | 1 | - | - | 1 | - | - | 18 | - | - | - | 20 | | | |
| | 88 TOTAL THIRD COUNTR. | | 1119 | 89 | 92 | 718 | 219 | 1 | 33 | 494 | 494 | - | 1646 | | | |
| | 90 INSG.-TOTAAL-TOTAL | | 13665 | 2275 | 619 | 5860 | 4898 | 13 | 58 | 1401 | 1395 | - | 15124 | | | |

B I N N E N W A S S E R - B I N N E N W A T E R E N - V O I E N A V I G A B L E

3.3.04:2 (7B)

DURCHGANGSVERKEHR NACH LAND UND STAATZUGEHÖRIGKEIT DES SCHIFFES

NEDERLAND

DOORVOER NAAR LAND EN NATIONALITEIT VAN HET SCHIP

1985

TRAFIC DE TRANSIT PAR PAYS ET NATIONALITE DU BATEAU

1000 T

| LAND DER BELADING LADING CHARGEMENT | LAND VAN ENTLADING LOSSING DECHARGEMENT | PAYS DE | STAATZUGEHÖRIGKEIT | | | | | | NATIONALITEIT | | | | NATIONALITE | | | |
|--|--|---------|----------------------------|-----------|------|--------------|------|-----------|-----------------------------|----------------------------|------------|-------------|-------------|--------------------------|--|--|
| | | | EUR | | | | | | SONSTIGE-OVERIGE-AUTRES | | | | INSG. | | | |
| | | | ZUSAMM. TOTAAL TOTAL | DAR. D | F | WAARV. NL | B | DOHT L | STATE TRADING COUNTR. | ZUSAMM. TOTAAL TOTAL | DAR. CH | WAARV. A | DOHT A | INSG. TOTAAL TOTAL | | |
| 06 LUXEMBOURG | 02 FRANCE | | 0 | - | - | 0 | - | - | - | - | - | - | 0 | | | |
| | 05 BELGIQUE/BELGIE | | 50 | 8 | 19 | 22 | 1 | - | - | 6 | 6 | - | 56 | | | |
| | 20 EUR | | 51 | 8 | 19 | 23 | 1 | - | - | 6 | 6 | - | 57 | | | |
| | 90 INSG.-TOTAAL-TOTAL | | 51 | 8 | 19 | 23 | 1 | - | - | 6 | 6 | - | 57 | | | |
| 20 EUR | 01 BR DEUTSCHLAND | | 9546 | 2707 | 305 | 4575 | 1946 | 13 | 14 | 731 | 725 | - | 10291 | | | |
| | 02 FRANCE | | 1617 | 120 | 317 | 458 | 716 | 7 | 1 | 66 | 66 | - | 1684 | | | |
| | 05 BELGIQUE/BELGIE | | 13534 | 1438 | 386 | 6590 | 5107 | 14 | 13 | 632 | 630 | - | 14179 | | | |
| | 06 LUXEMBOURG | | 27 | 2 | - | 21 | 4 | - | - | 1 | 1 | - | 28 | | | |
| | 20 EUR | | 24724 | 4267 | 1008 | 11644 | 7772 | 34 | 28 | 1429 | 1423 | - | 26181 | | | |
| | 36 SWITZERLAND | | 1095 | 86 | 92 | 700 | 216 | 1 | - | 493 | 493 | - | 1588 | | | |
| | 58 GERMAN DR | | 23 | 3 | - | 17 | 3 | - | 15 | 1 | 1 | - | 39 | | | |
| | 71 TOTAL STATE TRAD. | | 23 | 3 | - | 17 | 3 | - | 15 | 1 | 1 | - | 39 | | | |
| | 85 OTHER COUNTRIES | | 1343 | 1113 | - | 107 | - | - | 18 | 313 | - | - | 1675 | | | |
| | 88 TOTAL THIRD COUNTR. | | 2461 | 1202 | 92 | 824 | 219 | 1 | 33 | 807 | 494 | - | 3301 | | | |
| | 90 INSG.-TOTAAL-TOTAL | | 27185 | 5469 | 1099 | 12468 | 7991 | 35 | 61 | 2236 | 1917 | - | 29482 | | | |
| 36 SWITZERLAND | 01 BR DEUTSCHLAND | | 0 | - | - | 0 | - | - | - | - | - | - | 0 | | | |
| | 05 BELGIQUE/BELGIE | | 38 | 2 | 1 | 31 | 4 | 0 | - | 67 | 67 | - | 105 | | | |
| | 20 EUR | | 38 | 2 | 1 | 31 | 4 | 0 | - | 67 | 67 | - | 105 | | | |
| | 90 INSG.-TOTAAL-TOTAL | | 38 | 2 | 1 | 31 | 4 | 0 | - | 67 | 67 | - | 105 | | | |
| 58 GERMAN DR | 02 FRANCE | | 1 | - | - | 1 | - | - | - | - | - | - | 1 | | | |
| | 05 BELGIQUE/BELGIE | | 58 | 8 | - | 46 | 3 | - | 42 | 1 | 1 | - | 100 | | | |
| | 20 EUR | | 59 | 8 | - | 48 | 3 | - | 42 | 1 | 1 | - | 101 | | | |
| | 90 INSG.-TOTAAL-TOTAL | | 59 | 8 | - | 48 | 3 | - | 42 | 1 | 1 | - | 101 | | | |
| 71 TOTAL STATE TRAD. | 02 FRANCE | | 1 | - | - | 1 | - | - | - | - | - | - | 1 | | | |
| | 05 BELGIQUE/BELGIE | | 58 | 8 | - | 46 | 3 | - | 42 | 1 | 1 | - | 100 | | | |
| | 20 EUR | | 59 | 8 | - | 48 | 3 | - | 42 | 1 | 1 | - | 101 | | | |

B I N N E N W A S S E R - B I N N E N W A T E R E N - V O I E N A V I G A B L E
 DURCHGANGSVERKEHR NACH LAND UND STAATZUGEHÖRIGKEIT DES SCHIFFES
 DOORVOER NAAR LAND EN NATIONALITEIT VAN HET SCHIP
 TRAFIC DE TRANSIT PAR PAYS ET NATIONALITE DU BATEAU

3.3.04:3 (7B)
 NEDERLAND
 1985
 1000 T

| LAND DER - BELADUNG LADING CHARGEMENT | LAND VAN - ENTLADUNG LOSSING DECHARGEMENT | PAYS DE | STAATZUGEHÖRIGKEIT | | | | | NATIONALITEIT | | | NATIONALITE | | |
|--|--|---------|--------------------|-----------|--------|--------------|--------|-------------------------|-----------------------------|-------------------|-------------|-------------|-----------|
| | | | EUR | | | | | SONSTIGE-OVERIGE-AUTRES | | | | | |
| | | | ZUSAMM. TOTAAL | DAR. D | - F | WAARV. NL | - B | DONT L | STATE TRADING COUNTR. | ZUSAMM. TOTAAL | DAR. CH | WAARV. A | DONT A |
| 71 TOTAL STATE TRAD. | 90 INSG.-TOTAAL-TOTAL | | 59 | 8 | - | 48 | 3 | - | 42 | 1 | 1 | - | 101 |
| 85 OTHER COUNTRIES | 05 BELGIQUE/BELGIE | | - | - | - | - | - | - | 15 | - | - | - | 15 |
| | 20 EUR | | - | - | - | - | - | - | 15 | - | - | - | 15 |
| | 90 INSG.-TOTAAL-TOTAL | | - | - | - | - | - | - | 15 | - | - | - | 15 |
| 88 TOTAL THIRD COUNTR | 01 BR DEUTSCHLAND | | 0 | - | - | 0 | - | - | - | - | - | - | 0 |
| | 02 FRANCE | | 1 | - | - | 1 | - | - | - | - | - | - | 1 |
| | 05 BELGIQUE/BELGIE | | 96 | 10 | 1 | 77 | 7 | 0 | 57 | 67 | 67 | - | 220 |
| | 20 EUR | | 97 | 10 | 1 | 79 | 7 | 0 | 57 | 67 | 67 | - | 222 |
| | 90 INSG.-TOTAAL-TOTAL | | 97 | 10 | 1 | 79 | 7 | 0 | 57 | 67 | 67 | - | 222 |
| 90 INSG.-TOTAAL-TOTAL | 01 BR DEUTSCHLAND | | 9546 | 2707 | 305 | 4575 | 1946 | 13 | 14 | 731 | 725 | - | 10291 |
| | 02 FRANCE | | 1618 | 120 | 317 | 459 | 716 | 7 | 1 | 66 | 66 | - | 1685 |
| | 05 BELGIQUE/BELGIE | | 13630 | 1447 | 387 | 6667 | 5114 | 14 | 70 | 699 | 698 | - | 14399 |
| | 06 LUXEMBOURG | | 27 | 2 | - | 21 | 4 | - | - | 1 | 1 | - | 28 |
| | 20 EUR | | 24821 | 4276 | 1009 | 11722 | 7780 | 34 | 85 | 1497 | 1490 | - | 26403 |
| | 36 SWITZERLAND | | 1095 | 86 | 92 | 700 | 216 | 1 | - | 493 | 493 | - | 1588 |
| | 58 GERMAN DR | | 23 | 3 | - | 17 | 3 | - | 15 | 1 | 1 | - | 39 |
| | 71 TOTAL STATE TRAD. | | 23 | 3 | - | 17 | 3 | - | 15 | 1 | 1 | - | 39 |
| | 85 OTHER COUNTRIES | | 1343 | 1113 | - | 107 | - | - | 18 | 313 | - | - | 1675 |
| | 88 TOTAL THIRD COUNTR | | 2461 | 1202 | 92 | 824 | 219 | 1 | 33 | 807 | 494 | - | 3301 |
| | 90 INSG.-TOTAAL-TOTAL | | 27282 | 5478 | 1101 | 12546 | 7999 | 35 | 118 | 2304 | 1984 | - | 29704 |

B I N N E N W A S S E R - B I N N E N W A T E R E N - V O I E N A V I G A B L E
 DURCHGANGSVERKEHR NACH LAND UND STAATZUGEHÖRIGKEIT DES SCHIFFES
 DOORVOER NAAR LAND EN NATIONALITEIT VAN HET SCHIP
 TRAFIC DE TRANSIT PAR PAYS ET NATIONALITE DU BATEAU

3.3.05:1 (7B)
 BELGIQUE/BELGIE
 1985
 1000 T

| LAND DER BELADING LADING CHARGEMENT | LAND VAN ENTLADING LOSSING DECHARGEMENT | PAYS DE | STAATZUGEHÖRIGKEIT | | | | | NATIONALITEIT | | | | INSG. TOTAAL TOTAL | |
|--|--|---------|----------------------------|-----------|-------------|------|------|-----------------------------|-------------------------|---|-------------------|--------------------------|------------|
| | | | ZUSAMM. TOTAAL TOTAL | EUR | | | DOHT | STATE TRADING COUNTR. | SONSTIGE-OVERIGE-AUTRES | | | | |
| | | | | DAR. D | WAARV. F | NL | | | B | L | ZUSAMM. TOTAAL | | DAR. CH |
| 01 BR DEUTSCHLAND | 02 FRANCE | | 888 | 37 | 137 | 238 | 469 | 7 | - | 8 | 8 | - | 896 |
| | 04 NEDERLAND | | 0 | - | 0 | - | - | - | - | - | - | - | 0 |
| | 20 EUR | | 888 | 37 | 137 | 238 | 469 | 7 | - | 8 | 8 | - | 896 |
| | 90 INSG.-TOTAAL-TOTAL | | 888 | 37 | 137 | 238 | 469 | 7 | - | 8 | 8 | - | 896 |
| 02 FRANCE | 01 BR DEUTSCHLAND | | 100 | 3 | 22 | 22 | 52 | 0 | - | - | - | - | 100 |
| | 02 FRANCE | | 5 | 1 | 2 | 0 | 2 | - | - | - | - | - | 5 |
| | 04 NEDERLAND | | 1624 | 14 | 591 | 331 | 684 | 3 | - | - | - | - | 1624 |
| | 20 EUR | | 1730 | 18 | 615 | 354 | 738 | 4 | - | - | - | - | 1730 |
| | 90 INSG.-TOTAAL-TOTAL | | 1730 | 18 | 615 | 354 | 738 | 4 | - | - | - | - | 1730 |
| 04 NEDERLAND | 01 BR DEUTSCHLAND | | 1 | 1 | - | - | - | - | - | - | - | - | 1 |
| | 02 FRANCE | | 1117 | 6 | 397 | 444 | 269 | 1 | - | 0 | - | - | 1117 |
| | 04 NEDERLAND | | 20 | - | 0 | 18 | 1 | - | - | - | - | - | 20 |
| | 20 EUR | | 1137 | 6 | 397 | 462 | 270 | 1 | - | 0 | - | - | 1137 |
| | 90 INSG.-TOTAAL-TOTAL | | 1137 | 6 | 397 | 462 | 270 | 1 | - | 0 | - | - | 1137 |
| 20 EUR | 01 BR DEUTSCHLAND | | 101 | 4 | 22 | 22 | 52 | 0 | - | - | - | - | 101 |
| | 02 FRANCE | | 2010 | 43 | 537 | 682 | 740 | 8 | - | 8 | 8 | - | 2018 |
| | 04 NEDERLAND | | 1644 | 14 | 591 | 349 | 685 | 3 | - | - | - | - | 1644 |
| | 20 EUR | | 3755 | 61 | 1150 | 1054 | 1477 | 12 | - | 8 | 8 | - | 3763 |
| | 90 INSG.-TOTAAL-TOTAL | | 3755 | 61 | 1150 | 1054 | 1477 | 12 | - | 8 | 8 | - | 3763 |
| 58 GERMAN DR | 02 FRANCE | | 1 | - | - | 1 | - | - | - | - | - | - | 1 |
| | 20 EUR | | 1 | - | - | 1 | - | - | - | - | - | - | 1 |
| | 90 INSG.-TOTAAL-TOTAL | | 1 | - | - | 1 | - | - | - | - | - | - | 1 |
| 71 TOTAL STATE TRAD. | 02 FRANCE | | 1 | - | - | 1 | - | - | - | - | - | - | 1 |
| | 20 EUR | | 1 | - | - | 1 | - | - | - | - | - | - | 1 |

B I N N E N W A S S E R - B I N N E N W A T E R E N - V O I E N A V I G A B L E
 DURCHGANGSVERKEHR NACH LAND UND STAATZUGEHÖRIGKEIT DES SCHIFFES
 DOORVOER NAAR LAND EN NATIONALITEIT VAN HET SCHIP
 TRAFIC DE TRANSIT PAR PAYS ET NATIONALITE DU BATEAU

3.3.05:2 (7B)
 BELGIQUE/BELGIE
 1985
 1000 T

| LAND DER BELADING LADING CHARGEMENT | LAND VAN ENTLADING LOSSING DECHARGEMENT | PAYS DE | STAATZUGEHÖRIGKEIT | | | | | NATIONALITEIT | | | | INSG. TOTAAL TOTAL | |
|--|--|---------|----------------------------|-----------|-------------|------|------|-----------------------------|-------------------------|---|-------------------|--------------------------|------------|
| | | | ZUSAMM. TOTAAL TOTAL | EUR | | | DOHT | STATE TRADING COUNTR. | SONSTIGE-OVERIGE-AUTRES | | | | |
| | | | | DAR. D | WAARV. F | NL | | | B | L | ZUSAMM. TOTAAL | | DAR. CH |
| 71 TOTAL STATE TRAD. | 90 INSG.-TOTAAL-TOTAL | | 1 | - | - | 1 | - | - | - | - | - | - | 1 |
| 88 TOTAL THIRD COUNTR. | 02 FRANCE | | 1 | - | - | 1 | - | - | - | - | - | - | 1 |
| | 20 EUR | | 1 | - | - | 1 | - | - | - | - | - | - | 1 |
| | 90 INSG.-TOTAAL-TOTAL | | 1 | - | - | 1 | - | - | - | - | - | - | 1 |
| 90 INSG.-TOTAAL-TOTAL | 01 BR DEUTSCHLAND | | 101 | 4 | 22 | 22 | 52 | 0 | - | - | - | - | 101 |
| | 02 FRANCE | | 2011 | 43 | 537 | 683 | 740 | 8 | - | 8 | 8 | - | 2019 |
| | 04 NEDERLAND | | 1644 | 14 | 591 | 349 | 685 | 3 | - | - | - | - | 1644 |
| | 20 EUR | | 3756 | 61 | 1150 | 1055 | 1477 | 12 | - | 8 | 8 | - | 3764 |
| | 90 INSG.-TOTAAL-TOTAL | | 3756 | 61 | 1150 | 1055 | 1477 | 12 | - | 8 | 8 | - | 3764 |

B I N N E N W A S S E R - B I N N E N W A T E R E N - V O I E N A V I G A B L E
 DURCHGANGSVERKEHR NACH LAND UND STAATZUGEHÖRIGKEIT DES SCHIFFES
 DOORVOER NAAR LAND EN NATIONALITEIT VAN HET SCHIP
 TRAFIC DE TRANSIT PAR PAYS ET NATIONALITE DU BATEAU

3.3.06:1 (7B)
 LUXEMBOURG
 1985
 1000 T

| LAND DER BELADUNG LADING CHARGEMENT | LAND VAN ENTLADUNG LOSSING DECHARGEMENT | PAYS DE | STAATZUGEHÖRIGKEIT | | | | | NATIONALITEIT | | | NATIONALITE | | |
|--|--|---------|----------------------------|-----------|-------------|--------------|-----------|--------------------------|-----------------------------|----------------------------|-------------|-------------|-----------|
| | | | EUR | | | | | SONSTIGE-OVERIGE-AUTRES! | | | INSG. | | |
| | | | ZUSAMM. TOTAAL TOTAL | DAR. D | WAARV. F | WAARV. NL | DONT B | DONT L | STATE TRADING COUNTR. | ZUSAMM. TOTAAL TOTAL | DAR. CH | WAARV. A | DONT A |
| 01 BR DEUTSCHLAND | 01 BR DEUTSCHLAND | | 212 | 171 | - | 28 | 14 | - | - | 7 | 7 | - | 219 |
| | 02 FRANCE | | 1566 | 966 | 126 | 325 | 104 | 45 | - | 40 | 40 | - | 1606 |
| | 04 NEDERLAND | | 29 | 10 | - | 14 | 5 | - | - | 1 | 1 | - | 30 |
| | 05 BELGIQUE/BELGIE | | 7 | 1 | - | 2 | 4 | - | - | 0 | 0 | - | 7 |
| | 20 EUR | | 1814 | 1148 | 126 | 369 | 126 | 45 | - | 49 | 49 | - | 1862 |
| | 36 SWITZERLAND | | 0 | - | - | 0 | - | - | - | - | - | - | 0 |
| | 88 TOTAL THIRD COUNTR | | 0 | - | - | 0 | - | - | - | - | - | - | 0 |
| | 90 INSG.-TOTAAL-TOTAL | | 1814 | 1148 | 126 | 370 | 126 | 45 | - | 49 | 49 | - | 1863 |
| 02 FRANCE | 01 BR DEUTSCHLAND | | 2289 | 1243 | 98 | 644 | 248 | 56 | - | 65 | 65 | - | 2355 |
| | 02 FRANCE | | 5 | 1 | 2 | 1 | - | - | - | 2 | 2 | - | 7 |
| | 03 ITALIA | | 1 | - | - | 1 | - | - | - | - | - | - | 1 |
| | 04 NEDERLAND | | 662 | 84 | 59 | 399 | 112 | 9 | - | 55 | 55 | - | 717 |
| | 05 BELGIQUE/BELGIE | | 619 | 93 | 96 | 294 | 136 | - | - | 65 | 65 | - | 683 |
| | 20 EUR | | 3576 | 1421 | 254 | 1340 | 496 | 65 | - | 187 | 187 | - | 3763 |
| | 36 SWITZERLAND | | 6 | - | - | 6 | - | - | - | - | - | - | 6 |
| | 88 TOTAL THIRD COUNTR | | 6 | - | - | 6 | - | - | - | - | - | - | 6 |
| | 90 INSG.-TOTAAL-TOTAL | | 3582 | 1421 | 254 | 1345 | 496 | 65 | - | 187 | 187 | - | 3769 |
| 04 NEDERLAND | 01 BR DEUTSCHLAND | | 73 | 53 | 4 | 13 | 3 | - | - | 4 | 4 | - | 77 |
| | 02 FRANCE | | 1598 | 316 | 199 | 884 | 184 | 15 | - | 175 | 175 | - | 1773 |
| | 20 EUR | | 1671 | 369 | 203 | 897 | 188 | 15 | - | 179 | 179 | - | 1850 |
| | 90 INSG.-TOTAAL-TOTAL | | 1671 | 369 | 203 | 897 | 188 | 15 | - | 179 | 179 | - | 1850 |
| 05 BELGIQUE/BELGIE | 01 BR DEUTSCHLAND | | 1 | - | - | 1 | - | - | - | - | - | - | 1 |
| | 02 FRANCE | | 423 | 44 | 68 | 137 | 174 | 1 | - | 30 | 30 | - | 453 |
| | 20 EUR | | 424 | 44 | 68 | 138 | 174 | 1 | - | 30 | 30 | - | 454 |
| | 90 INSG.-TOTAAL-TOTAL | | 424 | 44 | 68 | 138 | 174 | 1 | - | 30 | 30 | - | 454 |

B I N N E N W A S S E R - B I N N E N W A T E R E N - V O I E N A V I G A B L E
 DURCHGANGSVERKEHR NACH LAND UND STAATZUGEHÖRIGKEIT DES SCHIFFES
 DOORVOER NAAR LAND EN NATIONALITEIT VAN HET SCHIP
 TRAFIC DE TRANSIT PAR PAYS ET NATIONALITE DU BATEAU

3.3.06:2 (7B)
 LUXEMBOURG
 1985
 1000 T

| LAND DER BELADUNG LADING CHARGEMENT | LAND VAN ENTLADUNG LOSSING DECHARGEMENT | PAYS DE | STAATZUGEHÖRIGKEIT | | | | | NATIONALITEIT | | | NATIONALITE | | |
|--|--|---------|----------------------------|-----------|-------------|--------------|-----------|--------------------------|-----------------------------|----------------------------|-------------|-------------|-----------|
| | | | EUR | | | | | SONSTIGE-OVERIGE-AUTRES! | | | INSG. | | |
| | | | ZUSAMM. TOTAAL TOTAL | DAR. D | WAARV. F | WAARV. NL | DONT B | DONT L | STATE TRADING COUNTR. | ZUSAMM. TOTAAL TOTAL | DAR. CH | WAARV. A | DONT A |
| 20 EUR | 01 BR DEUTSCHLAND | | 2576 | 1467 | 102 | 686 | 265 | 56 | - | 76 | 76 | - | 2652 |
| | 02 FRANCE | | 3592 | 1327 | 394 | 1347 | 462 | 61 | - | 247 | 247 | - | 3839 |
| | 03 ITALIA | | 1 | - | - | 1 | - | - | - | - | - | - | 1 |
| | 04 NEDERLAND | | 691 | 94 | 59 | 413 | 117 | 9 | - | 56 | 56 | - | 747 |
| | 05 BELGIQUE/BELGIE | | 625 | 94 | 96 | 296 | 140 | - | - | 65 | 65 | - | 690 |
| | 20 EUR | | 7486 | 2982 | 651 | 2743 | 984 | 126 | - | 444 | 444 | - | 7930 |
| | 36 SWITZERLAND | | 6 | - | - | 6 | - | - | - | - | - | - | 6 |
| | 88 TOTAL THIRD COUNTR | | 6 | - | - | 6 | - | - | - | - | - | - | 6 |
| | 90 INSG.-TOTAAL-TOTAL | | 7491 | 2982 | 651 | 2749 | 984 | 126 | - | 444 | 444 | - | 7936 |
| 36 SWITZERLAND | 01 BR DEUTSCHLAND | | 0 | - | - | - | 0 | - | - | - | - | - | 0 |
| | 02 FRANCE | | 2 | 1 | - | 1 | - | - | - | - | - | - | 2 |
| | 20 EUR | | 2 | 1 | - | 1 | 0 | - | - | - | - | - | 2 |
| | 90 INSG.-TOTAAL-TOTAL | | 2 | 1 | - | 1 | 0 | - | - | - | - | - | 2 |
| 88 TOTAL THIRD COUNTR | 01 BR DEUTSCHLAND | | 0 | - | - | - | 0 | - | - | - | - | - | 0 |
| | 02 FRANCE | | 2 | 1 | - | 1 | - | - | - | - | - | - | 2 |
| | 20 EUR | | 2 | 1 | - | 1 | 0 | - | - | - | - | - | 2 |
| | 90 INSG.-TOTAAL-TOTAL | | 2 | 1 | - | 1 | 0 | - | - | - | - | - | 2 |
| 90 INSG.-TOTAAL-TOTAL | 01 BR DEUTSCHLAND | | 2576 | 1467 | 102 | 686 | 265 | 56 | - | 76 | 76 | - | 2653 |
| | 02 FRANCE | | 3593 | 1328 | 394 | 1348 | 462 | 61 | - | 247 | 247 | - | 3841 |
| | 03 ITALIA | | 1 | - | - | 1 | - | - | - | - | - | - | 1 |
| | 04 NEDERLAND | | 691 | 94 | 59 | 413 | 117 | 9 | - | 56 | 56 | - | 747 |
| | 05 BELGIQUE/BELGIE | | 625 | 94 | 96 | 296 | 140 | - | - | 65 | 65 | - | 690 |
| | 20 EUR | | 7487 | 2982 | 651 | 2744 | 984 | 126 | - | 444 | 444 | - | 7932 |
| | 36 SWITZERLAND | | 6 | - | - | 6 | - | - | - | - | - | - | 6 |
| | 88 TOTAL THIRD COUNTR | | 6 | - | - | 6 | - | - | - | - | - | - | 6 |
| | 90 INSG.-TOTAAL-TOTAL | | 7493 | 2982 | 651 | 2750 | 984 | 126 | - | 444 | 444 | - | 7937 |

B I N N E N W A S S E R - B I N N E N W A T E R E N - V O I E N A V I G A B L E

3.4.01:1 (8B)

DURCHGANGSVERKEHR NACH LAND UND STAATZUGEHÖRIGKEIT DES SCHIFFES

BR DEUTSCHLAND

DOORVOER NAAR LAND EN NATIONALITEIT VAN HET SCHIP

1985

TRAFIC DE TRANSIT PAR PAYS ET NATIONALITE DU BATEAU

MIO TKM

| LAND DER BELADING LADING CHARGEMENT | LAND VAN ENTLADING LOSSING DECHARGEMENT | PAYS DE | STAATZUGEHÖRIGKEIT | | | | | NATIONALITEIT | | | | NATIONALITE | | | |
|--|--|---------|--------------------|-----------|-------------|--------------|-------------|-------------------------|-----------------------------|-------------------|------------|-------------|-------------|-------------|-------------------|
| | | | EUR | | | | | SONSTIGE-OVERIGE-AUTRES | | | | INSG. | | | |
| | | | ZUSAMM. TOTAAL | DAR. D | WAARV. F | WAARV. NL | WAARV. B | WAARV. L | STATE TRADING COUNTR. | ZUSAMM. TOTAAL | DAR. CH | WAARV. A | WAARV. A | WAARV. A | ZUSAMM. TOTAAL |
| 02 FRANCE | 02 FRANCE | | 3 | 0 | 1 | 1 | 0 | - | - | - | - | - | - | - | 3 |
| | 04 NEDERLAND | | 921 | 109 | 51 | 655 | 100 | 6 | 0 | 302 | 302 | - | - | - | 1223 |
| | 05 BELGIQUE/BELGIE | | 440 | 56 | 92 | 204 | 87 | 1 | - | 82 | 82 | - | - | - | 521 |
| | 06 LUXEMBOURG | | 15 | 8 | 0 | 3 | 3 | 1 | - | 1 | 1 | - | - | - | 16 |
| | 20 EUR | | 1378 | 173 | 144 | 862 | 191 | 7 | 0 | 385 | 385 | - | - | - | 1763 |
| | 36 SWITZERLAND | | 1 | - | - | 1 | 0 | - | - | - | - | - | - | - | 1 |
| | 58 GERMAN DR | | 1 | - | - | 1 | - | - | - | - | - | - | - | - | 1 |
| | 60 POLAND | | - | - | - | - | - | - | 1 | - | - | - | - | - | 1 |
| | 71 TOTAL STATE TRAD. | | 1 | - | - | 1 | - | - | 1 | - | - | - | - | - | 2 |
| | 88 TOTAL THIRD COUNTR. | | 2 | - | - | 2 | 0 | - | 1 | - | - | - | - | - | 4 |
| | 90 INSG.-TOTAAL-TOTAL | | 1381 | 173 | 144 | 865 | 191 | 7 | 1 | 385 | 385 | - | - | - | 1767 |
| 04 NEDERLAND | 02 FRANCE | | 1139 | 215 | 197 | 609 | 110 | 7 | - | 135 | 131 | - | - | - | 1273 |
| | 06 LUXEMBOURG | | 96 | 13 | 17 | 60 | 4 | 1 | - | 39 | 39 | - | - | - | 135 |
| | 09 DANMARK | | 0 | - | - | 0 | - | - | - | - | - | - | - | - | 0 |
| | 20 EUR | | 1235 | 228 | 214 | 670 | 114 | 8 | - | 174 | 170 | - | - | - | 1409 |
| | 36 SWITZERLAND | | 919 | 96 | 50 | 642 | 130 | 2 | - | 912 | 912 | - | - | - | 1831 |
| | 58 GERMAN DR | | 13 | 1 | - | 12 | 0 | - | 19 | - | - | - | - | - | 33 |
| | 60 POLAND | | - | - | - | - | - | - | 1 | - | - | - | - | - | 1 |
| | 71 TOTAL STATE TRAD. | | 13 | 1 | - | 12 | 0 | - | 20 | - | - | - | - | - | 34 |
| | 88 TOTAL THIRD COUNTR. | | 933 | 97 | 50 | 654 | 130 | 2 | 20 | 912 | 912 | - | - | - | 1864 |
| | 90 INSG.-TOTAAL-TOTAL | | 2167 | 325 | 264 | 1324 | 245 | 9 | 20 | 1086 | 1082 | - | - | - | 3273 |
| 05 BELGIQUE/BELGIE | 02 FRANCE | | 343 | 47 | 72 | 122 | 102 | 1 | - | 36 | 36 | - | - | - | 378 |
| | 06 LUXEMBOURG | | 13 | 1 | - | 10 | 2 | - | - | 1 | 1 | - | - | - | 14 |
| | 20 EUR | | 355 | 47 | 72 | 132 | 104 | 1 | - | 37 | 37 | - | - | - | 392 |
| | 36 SWITZERLAND | | 642 | 37 | 42 | 431 | 131 | 1 | - | 305 | 305 | - | - | - | 947 |
| | 58 GERMAN DR | | 8 | - | - | 7 | - | - | 8 | - | - | - | - | - | 16 |
| | 60 POLAND | | - | - | - | - | - | - | 14 | - | - | - | - | - | 14 |
| | 71 TOTAL STATE TRAD. | | 8 | 1 | - | 7 | - | - | 22 | - | - | - | - | - | 30 |
| | 88 TOTAL THIRD COUNTR. | | 650 | 38 | 42 | 438 | 131 | 1 | 22 | 305 | 305 | - | - | - | 976 |

B I N N E N W A S S E R - B I N N E N W A T E R E N - V O I E N A V I G A B L E

3.4.01:2 (8B)

DURCHGANGSVERKEHR NACH LAND UND STAATZUGEHÖRIGKEIT DES SCHIFFES

BR DEUTSCHLAND

DOORVOER NAAR LAND EN NATIONALITEIT VAN HET SCHIP

1985

TRAFIC DE TRANSIT PAR PAYS ET NATIONALITE DU BATEAU

MIO TKM

| LAND DER BELADING LADING CHARGEMENT | LAND VAN ENTLADING LOSSING DECHARGEMENT | PAYS DE | STAATZUGEHÖRIGKEIT | | | | | NATIONALITEIT | | | | NATIONALITE | | | |
|--|--|---------|--------------------|-----------|-------------|--------------|-------------|-------------------------|-----------------------------|-------------------|------------|-------------|-------------|-------------|-------------------|
| | | | EUR | | | | | SONSTIGE-OVERIGE-AUTRES | | | | INSG. | | | |
| | | | ZUSAMM. TOTAAL | DAR. D | WAARV. F | WAARV. NL | WAARV. B | WAARV. L | STATE TRADING COUNTR. | ZUSAMM. TOTAAL | DAR. CH | WAARV. A | WAARV. A | WAARV. A | ZUSAMM. TOTAAL |
| 05 BELGIQUE/BELGIE | 90 INSG.-TOTAAL-TOTAL | | 1005 | 85 | 114 | 570 | 235 | 1 | 22 | 341 | 341 | - | - | - | 1368 |
| 06 LUXEMBOURG | 02 FRANCE | | 0 | - | - | 0 | - | - | - | - | - | - | - | - | 0 |
| | 04 NEDERLAND | | 37 | 5 | 1 | 29 | 1 | 2 | - | 5 | 5 | - | - | - | 42 |
| | 05 BELGIQUE/BELGIE | | 25 | 4 | 9 | 11 | 1 | - | - | 3 | 3 | - | - | - | 28 |
| | 20 EUR | | 62 | 8 | 10 | 40 | 1 | 2 | - | 8 | 8 | - | - | - | 69 |
| | 90 INSG.-TOTAAL-TOTAL | | 62 | 8 | 10 | 40 | 1 | 2 | - | 8 | 8 | - | - | - | 69 |
| 20 EUR | 02 FRANCE | | 1484 | 262 | 270 | 732 | 212 | 7 | - | 170 | 166 | - | - | - | 1654 |
| | 04 NEDERLAND | | 958 | 114 | 52 | 684 | 101 | 8 | 0 | 307 | 307 | - | - | - | 1265 |
| | 05 BELGIQUE/BELGIE | | 465 | 60 | 102 | 215 | 88 | 1 | - | 85 | 85 | - | - | - | 549 |
| | 06 LUXEMBOURG | | 123 | 22 | 17 | 73 | 9 | 1 | - | 42 | 42 | - | - | - | 165 |
| | 09 DANMARK | | 0 | - | - | 0 | - | - | - | - | - | - | - | - | 0 |
| | 20 EUR | | 3031 | 458 | 440 | 1705 | 410 | 17 | 0 | 603 | 599 | - | - | - | 3634 |
| | 36 SWITZERLAND | | 1563 | 133 | 92 | 1074 | 262 | 2 | - | 1216 | 1216 | - | - | - | 2779 |
| | 58 GERMAN DR | | 22 | 2 | - | 20 | 0 | - | 27 | - | - | - | - | - | 50 |
| | 60 POLAND | | - | - | - | - | - | - | 16 | - | - | - | - | - | 16 |
| | 71 TOTAL STATE TRAD. | | 22 | 2 | - | 20 | 0 | - | 43 | - | - | - | - | - | 65 |
| | 88 TOTAL THIRD COUNTR. | | 1585 | 135 | 92 | 1094 | 262 | 2 | 43 | 1216 | 1216 | - | - | - | 2844 |
| | 90 INSG.-TOTAAL-TOTAL | | 4615 | 592 | 532 | 2799 | 672 | 20 | 43 | 1820 | 1816 | - | - | - | 6478 |
| 36 SWITZERLAND | 02 FRANCE | | 2 | 1 | - | 1 | - | - | - | - | - | - | - | - | 2 |
| | 04 NEDERLAND | | 23 | 3 | 0 | 18 | 3 | - | - | 33 | 32 | - | - | - | 56 |
| | 05 BELGIQUE/BELGIE | | 23 | 1 | 1 | 19 | 2 | 0 | - | 41 | 41 | - | - | - | 64 |
| | 20 EUR | | 48 | 4 | 1 | 38 | 5 | 0 | - | 73 | 72 | - | - | - | 121 |
| | 90 INSG.-TOTAAL-TOTAL | | 48 | 4 | 1 | 38 | 5 | 0 | - | 73 | 72 | - | - | - | 121 |
| 58 GERMAN DR | 02 FRANCE | | 1 | - | - | 1 | - | - | - | - | - | - | - | - | 1 |
| | 04 NEDERLAND | | 22 | 2 | - | 20 | 1 | - | 11 | - | - | - | - | - | 33 |
| | 05 BELGIQUE/BELGIE | | 26 | 4 | - | 21 | 1 | - | 19 | 0 | 0 | - | - | - | 45 |
| | 06 LUXEMBOURG | | 3 | 1 | - | 2 | - | - | - | - | - | - | - | - | 3 |
| | 20 EUR | | 51 | 6 | - | 43 | 2 | - | 30 | 0 | 0 | - | - | - | 81 |

B INNENWASSER - BINNENWATEREN - VOIE NAVIGABLE
 DURCHGANGSVERKEHR NACH LAND UND STAATZUGEHORIGKEIT DES SCHIFFES
 DOORVOER NAAR LAND EN NATIONALITEIT VAN HET SCHIP
 TRAFIC DE TRANSIT PAR PAYS ET NATIONALITE DU BATEAU

3.4.01:3 (8B)
 BR DEUTSCHLAND
 1985
 MIO TKM

| LAND DER LADING CHARGEMENT | LAND VAN ENTLADUNG LOSSING DECHARGEMENT | PAYS DE | STAATZUGEHORIGKEIT | | | | | NATIONALITEIT | | | NATIONALITE | | |
|----------------------------------|--|---------|--------------------|-----------|---|--------------|---|-----------------------------|------------------|-------------------------|-------------|----------------|-------------|
| | | | ZUSAMM. TOTAL | EUR | | | | STATE TRADING COUNTR. | ZUSAMM. TOTAL | SONSTIGE-OVERIGE-AUTRES | | INSG. TOTAL | |
| | | | | DAR. D | F | WAARV. NL | B | | | DONT L | DAR. CH | | WAARV. A |
| 58 GERMAN DR | 36 SWITZERLAND | | 1 | - | - | 1 | - | - | - | - | - | - | 1 |
| | 88 TOTAL THIRD COUNTR | | 1 | - | - | 1 | - | - | - | - | - | - | 1 |
| | 90 INSG.-TOTAAL-TOTAL | | 52 | 6 | - | 44 | 2 | - | 30 | 0 | 0 | - | 83 |
| 60 POLAND | 02 FRANCE | | - | - | - | - | - | - | 3 | - | - | - | 3 |
| | 04 NEDERLAND | | 1 | 0 | - | - | - | 0 | 14 | - | - | - | 15 |
| | 05 BELGIQUE/BELGIE | | - | - | - | - | - | - | 7 | - | - | - | 7 |
| | 06 LUXEMBOURG | | - | - | - | - | - | - | 1 | - | - | - | 1 |
| | 20 EUR | | 1 | 0 | - | - | - | 0 | 25 | - | - | - | 26 |
| | 36 SWITZERLAND | | 3 | 3 | - | - | - | - | - | - | - | - | 3 |
| | 88 TOTAL THIRD COUNTR | | 3 | 3 | - | - | - | - | - | - | - | - | 3 |
| | 90 INSG.-TOTAAL-TOTAL | | 3 | 3 | - | - | - | 0 | 25 | - | - | - | 29 |
| 62 CZECHOSLOVAKIA | 04 NEDERLAND | | 0 | 0 | - | 0 | - | - | - | - | - | - | 0 |
| | 20 EUR | | 0 | 0 | - | 0 | - | - | - | - | - | - | 0 |
| | 90 INSG.-TOTAAL-TOTAL | | 0 | 0 | - | 0 | - | - | - | - | - | - | 0 |
| 71 TOTAL STATE TRAD. | 02 FRANCE | | 1 | - | - | 1 | - | - | 3 | - | - | - | 4 |
| | 04 NEDERLAND | | 23 | 2 | - | 20 | 1 | 0 | 25 | - | - | - | 48 |
| | 05 BELGIQUE/BELGIE | | 26 | 4 | - | 21 | 1 | 0 | 26 | 0 | 0 | - | 52 |
| | 06 LUXEMBOURG | | 3 | 1 | - | 2 | - | - | 1 | - | - | - | 4 |
| | 20 EUR | | 52 | 7 | - | 43 | 2 | 0 | 55 | 0 | 0 | - | 108 |
| | 36 SWITZERLAND | | 4 | 3 | - | 1 | - | - | - | - | - | - | 4 |
| | 88 TOTAL THIRD COUNTR | | 4 | 3 | - | 1 | - | - | - | - | - | - | 4 |
| | 90 INSG.-TOTAAL-TOTAL | | 56 | 10 | - | 44 | 2 | 0 | 55 | 0 | 0 | - | 112 |
| 88 TOTAL THIRD COUNTR | 02 FRANCE | | 2 | 1 | - | 2 | - | - | 3 | - | - | - | 5 |
| | 04 NEDERLAND | | 46 | 5 | 0 | 38 | 3 | 0 | 25 | 33 | 32 | - | 104 |
| | 05 BELGIQUE/BELGIE | | 49 | 5 | 1 | 40 | 4 | 0 | 26 | 41 | 41 | - | 116 |
| | 06 LUXEMBOURG | | 3 | 1 | - | 2 | - | - | 1 | - | - | - | 4 |

B INNENWASSER - BINNENWATEREN - VOIE NAVIGABLE
 DURCHGANGSVERKEHR NACH LAND UND STAATZUGEHORIGKEIT DES SCHIFFES
 DOORVOER NAAR LAND EN NATIONALITEIT VAN HET SCHIP
 TRAFIC DE TRANSIT PAR PAYS ET NATIONALITE DU BATEAU

3.4.01:4 (8B)
 BR DEUTSCHLAND
 1985
 MIO TKM

| LAND DER LADING CHARGEMENT | LAND VAN ENTLADUNG LOSSING DECHARGEMENT | PAYS DE | STAATZUGEHORIGKEIT | | | | | NATIONALITEIT | | | NATIONALITE | | |
|----------------------------------|--|---------|--------------------|-----------|-----|--------------|-----|-----------------------------|------------------|-------------------------|-------------|----------------|-------------|
| | | | ZUSAMM. TOTAL | EUR | | | | STATE TRADING COUNTR. | ZUSAMM. TOTAL | SONSTIGE-OVERIGE-AUTRES | | INSG. TOTAL | |
| | | | | DAR. D | F | WAARV. NL | B | | | DONT L | DAR. CH | | WAARV. A |
| 88 TOTAL THIRD COUNTR | 20 EUR | | 101 | 11 | 1 | 81 | 7 | 0 | 55 | 73 | 73 | - | 229 |
| | 36 SWITZERLAND | | 4 | 3 | - | 1 | - | - | - | - | - | - | 4 |
| | 88 TOTAL THIRD COUNTR | | 4 | 3 | - | 1 | - | - | - | - | - | - | 4 |
| | 90 INSG.-TOTAAL-TOTAL | | 104 | 14 | 1 | 82 | 7 | 0 | 55 | 73 | 73 | - | 233 |
| 90 INSG.-TOTAAL-TOTAL | 02 FRANCE | | 1486 | 262 | 270 | 734 | 212 | 7 | 3 | 170 | 166 | - | 1660 |
| | 04 NEDERLAND | | 1005 | 119 | 52 | 722 | 104 | 9 | 25 | 339 | 338 | - | 1369 |
| | 05 BELGIQUE/BELGIE | | 514 | 64 | 102 | 255 | 92 | 1 | 26 | 125 | 125 | - | 665 |
| | 06 LUXEMBOURG | | 126 | 23 | 17 | 74 | 9 | 1 | 1 | 42 | 42 | - | 169 |
| | 09 DANMARK | | 0 | - | - | 0 | - | - | - | - | - | - | 0 |
| | 20 EUR | | 3131 | 469 | 441 | 1786 | 417 | 18 | 55 | 677 | 672 | - | 3863 |
| | 36 SWITZERLAND | | 1566 | 136 | 92 | 1075 | 262 | 2 | - | 1216 | 1216 | - | 2783 |
| | 58 GERMAN DR | | 22 | 2 | - | 20 | 0 | - | 27 | - | - | - | 50 |
| | 60 POLAND | | - | - | - | - | - | - | 16 | - | - | - | 16 |
| | 71 TOTAL STATE TRAD. | | 22 | 2 | - | 20 | 0 | - | 43 | - | - | - | 65 |
| | 88 TOTAL THIRD COUNTR | | 1589 | 137 | 92 | 1095 | 262 | 2 | 43 | 1216 | 1216 | - | 2848 |
| | 90 INSG.-TOTAAL-TOTAL | | 4720 | 606 | 533 | 2881 | 679 | 20 | 98 | 1893 | 1888 | - | 6711 |

B I N N E N W A S S E R - B I N N E N W A T E R E N - V O I E N A V I G A B L E

3.4.02:1 (8B)

DURCHGANGSVERKEHR NACH LAND UND STAATZUGEHÖRIGKEIT DES SCHIFFES

FRANCE

DOORVOER NAAR LAND EN NATIONALITEIT VAN HET SCHIP

1985

TRAFIC DE TRANSIT PAR PAYS ET NATIONALITE DU BATEAU

MIO TKM

| LAND DER BELADING LADING CHARGEMENT | LAND VAN ENTLADING LOSSING DECHARGEMENT | PAYS DE | STAATZUGEHÖRIGKEIT - NATIONALITEIT - NATIONALITE | | | | | STATE TRADING COUNTR. | SONSTIGE-OVERIGE-AUTRES! | | | INSG. TOTAAL | |
|--|--|---------|--|-----------|---|------|----|-----------------------------|--------------------------|------------|-------------|-----------------|-----------|
| | | | ZUSAMM. TOTAAL | EUR | | DONT | | | ZUSAMM. TOTAAL | DAR. CH | WAARV. A | | DONT A |
| | | | | DAR. D | F | NL | B | | | | | | |
| 01 BR DEUTSCHLAND | 01 BR DEUTSCHLAND | | 45 | 42 | 1 | 3 | 1 | - | - | 5 | 5 | - | 51 |
| | 04 NEDERLAND | | 25 | 5 | 2 | 16 | 1 | - | - | 15 | 15 | - | 39 |
| | 05 BELGIE/BELGIE | | 1 | 0 | 0 | 1 | - | - | - | 1 | 1 | - | 2 |
| | 20 EUR | | 71 | 47 | 3 | 19 | 2 | - | - | 21 | 21 | - | 92 |
| | 36 SWITZERLAND | | 104 | 89 | 1 | 9 | 4 | - | - | 94 | 94 | - | 198 |
| | 88 TOTAL THIRD COUNTR | | 104 | 89 | 1 | 9 | 4 | - | - | 94 | 94 | - | 198 |
| | 90 INSG.-TOTAAL-TOTAL | | 175 | 137 | 4 | 29 | 6 | - | - | 115 | 115 | - | 290 |
| 04 NEDERLAND | 01 BR DEUTSCHLAND | | 19 | 5 | 0 | 13 | 0 | 0 | - | 23 | 23 | - | 42 |
| | 20 EUR | | 19 | 5 | 0 | 13 | 0 | 0 | - | 23 | 23 | - | 42 |
| | 36 SWITZERLAND | | 104 | 18 | 5 | 70 | 10 | 1 | - | 191 | 191 | - | 294 |
| | 88 TOTAL THIRD COUNTR | | 104 | 18 | 5 | 70 | 10 | 1 | - | 191 | 191 | - | 294 |
| | 90 INSG.-TOTAAL-TOTAL | | 123 | 23 | 5 | 83 | 11 | 1 | - | 214 | 214 | - | 337 |
| 05 BELGIE/BELGIE | 01 BR DEUTSCHLAND | | 2 | 0 | - | 1 | 0 | - | - | 2 | 2 | - | 3 |
| | 20 EUR | | 2 | 0 | - | 1 | 0 | - | - | 2 | 2 | - | 3 |
| | 36 SWITZERLAND | | 82 | 8 | 6 | 54 | 14 | 0 | - | 55 | 55 | - | 137 |
| | 88 TOTAL THIRD COUNTR | | 82 | 8 | 6 | 54 | 14 | 0 | - | 55 | 55 | - | 137 |
| | 90 INSG.-TOTAAL-TOTAL | | 84 | 9 | 6 | 55 | 14 | 0 | - | 57 | 57 | - | 141 |
| 06 LUXEMBOURG | 01 BR DEUTSCHLAND | | 0 | 0 | - | - | - | - | - | - | - | - | 0 |
| | 20 EUR | | 0 | 0 | - | - | - | - | - | - | - | - | 0 |
| | 90 INSG.-TOTAAL-TOTAL | | 0 | 0 | - | - | - | - | - | - | - | - | 0 |
| 20 EUR | 01 BR DEUTSCHLAND | | 66 | 48 | 1 | 17 | 1 | 0 | - | 30 | 30 | - | 97 |
| | 04 NEDERLAND | | 25 | 5 | 2 | 16 | 1 | - | - | 15 | 15 | - | 39 |
| | 05 BELGIE/BELGIE | | 1 | 0 | 0 | 1 | - | - | - | 1 | 1 | - | 2 |
| | 20 EUR | | 92 | 53 | 3 | 33 | 3 | 0 | - | 46 | 46 | - | 138 |

B I N N E N W A S S E R - B I N N E N W A T E R E N - V O I E N A V I G A B L E

3.4.02:2 (8B)

DURCHGANGSVERKEHR NACH LAND UND STAATZUGEHÖRIGKEIT DES SCHIFFES

FRANCE

DOORVOER NAAR LAND EN NATIONALITEIT VAN HET SCHIP

1985

TRAFIC DE TRANSIT PAR PAYS ET NATIONALITE DU BATEAU

MIO TKM

| LAND DER BELADING LADING CHARGEMENT | LAND VAN ENTLADING LOSSING DECHARGEMENT | PAYS DE | STAATZUGEHÖRIGKEIT - NATIONALITEIT - NATIONALITE | | | | | STATE TRADING COUNTR. | SONSTIGE-OVERIGE-AUTRES! | | | INSG. TOTAAL | |
|--|--|---------|--|-----------|----|------|----|-----------------------------|--------------------------|------------|-------------|-----------------|-----------|
| | | | ZUSAMM. TOTAAL | EUR | | DONT | | | ZUSAMM. TOTAAL | DAR. CH | WAARV. A | | DONT A |
| | | | | DAR. D | F | NL | B | | | | | | |
| 20 EUR | 36 SWITZERLAND | | 289 | 115 | 12 | 133 | 28 | 1 | - | 340 | 340 | - | 630 |
| | 88 TOTAL THIRD COUNTR | | 289 | 115 | 12 | 133 | 28 | 1 | - | 340 | 340 | - | 630 |
| | 90 INSG.-TOTAAL-TOTAL | | 382 | 169 | 15 | 167 | 31 | 1 | - | 386 | 386 | - | 768 |
| 36 SWITZERLAND | 01 BR DEUTSCHLAND | | 9 | 3 | 0 | 4 | 1 | - | - | 12 | 12 | - | 20 |
| | 04 NEDERLAND | | 2 | 0 | - | 1 | 1 | 0 | - | 5 | 5 | - | 7 |
| | 05 BELGIE/BELGIE | | 3 | 0 | 0 | 2 | 0 | - | - | 7 | 7 | - | 10 |
| | 20 EUR | | 14 | 4 | 0 | 7 | 2 | 0 | - | 24 | 24 | - | 38 |
| | 90 INSG.-TOTAAL-TOTAL | | 14 | 4 | 0 | 7 | 2 | 0 | - | 24 | 24 | - | 38 |
| 88 TOTAL THIRD COUNTR | 01 BR DEUTSCHLAND | | 9 | 3 | 0 | 4 | 1 | - | - | 12 | 12 | - | 20 |
| | 04 NEDERLAND | | 2 | 0 | - | 1 | 1 | 0 | - | 5 | 5 | - | 7 |
| | 05 BELGIE/BELGIE | | 3 | 0 | 0 | 2 | 0 | - | - | 7 | 7 | - | 10 |
| | 20 EUR | | 14 | 4 | 0 | 7 | 2 | 0 | - | 24 | 24 | - | 38 |
| | 90 INSG.-TOTAAL-TOTAL | | 14 | 4 | 0 | 7 | 2 | 0 | - | 24 | 24 | - | 38 |
| 90 INSG.-TOTAAL-TOTAL | 01 BR DEUTSCHLAND | | 75 | 51 | 1 | 21 | 2 | 0 | - | 42 | 42 | - | 117 |
| | 04 NEDERLAND | | 27 | 6 | 2 | 17 | 2 | 0 | - | 19 | 19 | - | 46 |
| | 05 BELGIE/BELGIE | | 4 | 1 | 1 | 3 | 0 | - | - | 8 | 8 | - | 12 |
| | 20 EUR | | 106 | 57 | 3 | 41 | 5 | 0 | - | 70 | 70 | - | 175 |
| | 36 SWITZERLAND | | 289 | 115 | 12 | 133 | 28 | 1 | - | 340 | 340 | - | 630 |
| | 88 TOTAL THIRD COUNTR | | 289 | 115 | 12 | 133 | 28 | 1 | - | 340 | 340 | - | 630 |
| | 90 INSG.-TOTAAL-TOTAL | | 395 | 172 | 15 | 174 | 33 | 1 | - | 410 | 410 | - | 805 |

B I N N E N W A S S E R - B I N N E N W A T E R E N - V O I E N A V I G A B L E
 DURCHGANGSVERKEHR NACH LAND UND STAATZUGEHÖRIGKEIT DES SCHIFFES
 DOORVOER NAAR LAND EN NATIONALITEIT VAN HET SCHIP
 TRAFIC DE TRANSIT PAR PAYS ET NATIONALITE DU BATEAU

3.4.04:1 (88)

NEDERLAND

1985

MIO TKM

| LAND DER BELADUNG LADING CHARGEMENT | LAND VAN ENTLADUNG LOSSING DECHARGEMENT | PAYS DE | STAATZUGEHÖRIGKEIT - NATIONALITEIT | | | | | NATIONALITE | | | | | |
|--|--|---------|------------------------------------|-----------|-----|--------------|-------------|-----------------------------|-------------------|------------|-------------|-----------|-----------------|
| | | | EUR | | | | | SONSTIGE-OVERIGE-AUTRES! | | | | | |
| | | | ZUSAMM. TOTAAL | DAR. D | F | WAARV. NL | DONT B L | STATE TRADING COUNTR. | ZUSAMM. TOTAAL | DAR. CH | WAARV. A | DONT A | INSG. TOTAAL |
| 01 BR DEUTSCHLAND | 01 BR DEUTSCHLAND | | 209 | 185 | - | 24 | - | - | - | 1 | 1 | - | 209 |
| | 02 FRANCE | | 206 | 9 | 30 | 57 | 108 | 2 | 0 | 2 | 2 | - | 208 |
| | 05 BELGIQUE/BELGIE | | 1853 | 245 | 26 | 1126 | 454 | 2 | 0 | 0 | 66 | 66 | 1919 |
| | 06 LUXEMBOURG | | 1 | 0 | - | 0 | - | - | - | - | - | - | 1 |
| | 20 EUR | | 2268 | 439 | 56 | 1207 | 562 | 4 | 1 | 69 | 69 | - | 2338 |
| | 36 SWITZERLAND | | 0 | - | - | 0 | - | - | - | - | - | - | 0 |
| | 58 OTHER COUNTRIES | | 234 | 194 | - | 18 | - | - | - | 54 | - | - | 288 |
| | 88 TOTAL THIRD COUNTR. | | 234 | 194 | - | 19 | - | - | - | 54 | - | - | 288 |
| | 90 INSG.-TOTAAL-TOTAL | | 2502 | 633 | 56 | 1225 | 562 | 4 | 1 | 123 | 69 | - | 2626 |
| 02 FRANCE | 01 BR DEUTSCHLAND | | 49 | 9 | 5 | 20 | 15 | 0 | - | - | - | - | 49 |
| | 02 FRANCE | | 1 | 0 | 0 | - | 0 | - | - | - | - | - | 1 |
| | 05 BELGIQUE/BELGIE | | 164 | 21 | 33 | 76 | 33 | 0 | - | 28 | 28 | - | 192 |
| | 20 EUR | | 214 | 30 | 39 | 97 | 48 | 0 | - | 28 | 28 | - | 242 |
| | 58 GERMAN DR | | 0 | - | - | 0 | - | - | - | - | - | - | 0 |
| | 71 TOTAL STATE TRAD. | | 0 | - | - | 0 | - | - | - | - | - | - | 0 |
| | 88 TOTAL THIRD COUNTR. | | 0 | - | - | 0 | - | - | - | - | - | - | 0 |
| | 90 INSG.-TOTAAL-TOTAL | | 214 | 30 | 39 | 97 | 48 | 0 | - | 28 | 28 | - | 242 |
| 05 BELGIQUE/BELGIE | 01 BR DEUTSCHLAND | | 1766 | 414 | 58 | 916 | 376 | 2 | 3 | 144 | 143 | - | 1913 |
| | 02 FRANCE | | 133 | 15 | 35 | 42 | 41 | - | - | 11 | 11 | - | 144 |
| | 05 BELGIQUE/BELGIE | | 167 | 2 | 3 | 26 | 135 | - | 1 | 7 | 7 | - | 175 |
| | 06 LUXEMBOURG | | 5 | 0 | - | 4 | 1 | - | - | 0 | 0 | - | 5 |
| | 20 EUR | | 2071 | 431 | 96 | 988 | 553 | 2 | 4 | 162 | 161 | - | 2237 |
| | 36 SWITZERLAND | | 217 | 16 | 17 | 141 | 42 | 0 | - | 93 | 93 | - | 310 |
| | 58 GERMAN DR | | 5 | 1 | - | 4 | 1 | - | 3 | 0 | 0 | - | 8 |
| | 71 TOTAL STATE TRAD. | | 5 | 1 | - | 4 | 1 | - | 3 | 0 | 0 | - | 8 |
| | 85 OTHER COUNTRIES | | 0 | - | - | 0 | - | - | 3 | - | - | - | 3 |
| | 88 TOTAL THIRD COUNTR. | | 222 | 17 | 17 | 145 | 43 | 0 | 6 | 93 | 93 | - | 321 |
| | 90 INSG.-TOTAAL-TOTAL | | 2293 | 448 | 113 | 1133 | 596 | 2 | 10 | 255 | 254 | - | 2558 |

B I N N E N W A S S E R - B I N N E N W A T E R E N - V O I E N A V I G A B L E
 DURCHGANGSVERKEHR NACH LAND UND STAATZUGEHÖRIGKEIT DES SCHIFFES
 DOORVOER NAAR LAND EN NATIONALITEIT VAN HET SCHIP
 TRAFIC DE TRANSIT PAR PAYS ET NATIONALITE DU BATEAU

3.4.04:2 (88)

NEDERLAND

1985

MIO TKM

| LAND DER BELADUNG LADING CHARGEMENT | LAND VAN ENTLADUNG LOSSING DECHARGEMENT | PAYS DE | STAATZUGEHÖRIGKEIT - NATIONALITEIT | | | | | NATIONALITE | | | | | |
|--|--|---------|------------------------------------|-----------|-----|--------------|-------------|-----------------------------|-------------------|------------|-------------|-----------|-----------------|
| | | | EUR | | | | | SONSTIGE-OVERIGE-AUTRES! | | | | | |
| | | | ZUSAMM. TOTAAL | DAR. D | F | WAARV. NL | DONT B L | STATE TRADING COUNTR. | ZUSAMM. TOTAAL | DAR. CH | WAARV. A | DONT A | INSG. TOTAAL |
| 06 LUXEMBOURG | 02 FRANCE | | 0 | - | - | 0 | - | - | - | - | - | - | 0 |
| | 05 BELGIQUE/BELGIE | | 9 | 1 | 4 | 4 | 0 | - | - | 1 | 1 | - | 11 |
| | 20 EUR | | 9 | 1 | 4 | 4 | 0 | - | - | 1 | 1 | - | 11 |
| | 90 INSG.-TOTAAL-TOTAL | | 9 | 1 | 4 | 4 | 0 | - | - | 1 | 1 | - | 11 |
| 20 EUR | 01 BR DEUTSCHLAND | | 2024 | 608 | 62 | 960 | 391 | 2 | 3 | 145 | 144 | - | 2172 |
| | 02 FRANCE | | 340 | 24 | 66 | 99 | 149 | 2 | 0 | 13 | 13 | - | 353 |
| | 05 BELGIQUE/BELGIE | | 2194 | 270 | 66 | 1233 | 622 | 3 | 1 | 102 | 102 | - | 2297 |
| | 06 LUXEMBOURG | | 5 | 1 | - | 4 | 1 | - | - | 0 | 0 | - | 6 |
| | 20 EUR | | 4562 | 902 | 194 | 2296 | 1163 | 7 | 4 | 260 | 259 | - | 4827 |
| | 36 SWITZERLAND | | 217 | 16 | 17 | 141 | 42 | 0 | - | 93 | 93 | - | 310 |
| | 58 GERMAN DR | | 5 | 1 | - | 4 | 1 | - | 3 | 0 | 0 | - | 8 |
| | 71 TOTAL STATE TRAD. | | 5 | 1 | - | 4 | 1 | - | 3 | 0 | 0 | - | 8 |
| | 85 OTHER COUNTRIES | | 234 | 194 | - | 18 | - | - | 3 | 54 | - | - | 291 |
| | 88 TOTAL THIRD COUNTR. | | 456 | 211 | 17 | 163 | 43 | 0 | 6 | 147 | 93 | - | 609 |
| | 90 INSG.-TOTAAL-TOTAL | | 5018 | 1113 | 212 | 2460 | 1206 | 7 | 11 | 408 | 352 | - | 5436 |
| 36 SWITZERLAND | 01 BR DEUTSCHLAND | | 0 | - | - | 0 | - | - | - | - | - | - | 0 |
| | 05 BELGIQUE/BELGIE | | 7 | 0 | 0 | 6 | 1 | 0 | - | 12 | 12 | - | 19 |
| | 20 EUR | | 7 | 0 | 0 | 6 | 1 | 0 | - | 12 | 12 | - | 19 |
| | 90 INSG.-TOTAAL-TOTAL | | 7 | 0 | 0 | 6 | 1 | 0 | - | 12 | 12 | - | 19 |
| 58 GERMAN DR | 02 FRANCE | | 0 | - | - | 0 | - | - | - | - | - | - | 0 |
| | 05 BELGIQUE/BELGIE | | 11 | 1 | - | 9 | 1 | - | 8 | 0 | 0 | - | 19 |
| | 20 EUR | | 11 | 1 | - | 9 | 1 | - | 8 | 0 | 0 | - | 19 |
| | 90 INSG.-TOTAAL-TOTAL | | 11 | 1 | - | 9 | 1 | - | 8 | 0 | 0 | - | 19 |
| 71 TOTAL STATE TRAD. | 02 FRANCE | | 0 | - | - | 0 | - | - | - | - | - | - | 0 |
| | 05 BELGIQUE/BELGIE | | 11 | 1 | - | 9 | 1 | - | 8 | 0 | 0 | - | 19 |
| | 20 EUR | | 11 | 1 | - | 9 | 1 | - | 8 | 0 | 0 | - | 19 |

B I N N E N W A S S E R - B I N N E N W A T E R E N - V O I E N A V I G A B L E

3.4.04:3 (8B)

DURCHGANGSVERKEHR NACH LAND UND STAATZUGEHÖRIGKEIT DES SCHIFFES

NEDERLAND

DOORVOER HAAR LAND EN NATIONALITEIT VAN HET SCHIP

1985

TRAFIC DE TRANSIT PAR PAYS ET NATIONALITE DU BATEAU

MIO TKM

| LAND DER BELADUNG LADING CHARGEMENT | - LAND VAN ENTLADUNG LOSSING DECHARGEMENT | - PAYS DE | STAATZUGEHÖRIGKEIT | | | | | - NATIONALITEIT | | | - NATIONALITE | | |
|--|--|-----------|--------------------|-----------|--------|--------------|--------|-------------------------|-----------------------------|-------------------|---------------|-------------|-----------|
| | | | EUR | | | | | SONSTIGE-OVERIGE-AUTRES | | | | | |
| | | | ZUSAMM. TOTAAL | DAR. D | - F | WAARV. NL | - B | DONT L | STATE TRADING COUNTR. | ZUSAMM. TOTAAL | DAR. CH | WAARV. A | DDNT A |
| 71 TOTAL STATE TRAD. | 90 INSG.-TOTAAL-TOTAL | | 11 | 1 | - | 9 | 1 | - | 8 | 0 | 0 | - | 19 |
| 85 OTHER COUNTRIES | 05 BELGIQUE/BELGIE | | - | - | - | - | - | - | 3 | - | - | - | 3 |
| | 20 EUR | | - | - | - | - | - | - | 3 | - | - | - | 3 |
| | 90 INSG.-TOTAAL-TOTAL | | - | - | - | - | - | - | 3 | - | - | - | 3 |
| 88 TOTAL THIRD COUNTR | 01 BR DEUTSCHLAND | | 0 | - | - | 0 | - | - | - | - | - | - | 0 |
| | 02 FRANCE | | 0 | - | - | 0 | - | - | - | - | - | - | 0 |
| | 05 BELGIQUE/BELGIE | | 18 | 2 | 0 | 14 | 1 | 0 | 11 | 12 | 12 | - | 40 |
| | 20 EUR | | 18 | 2 | 0 | 15 | 1 | 0 | 11 | 12 | 12 | - | 41 |
| | 90 INSG.-TOTAAL-TOTAL | | 18 | 2 | 0 | 15 | 1 | 0 | 11 | 12 | 12 | - | 41 |
| 90 INSG.-TOTAAL-TOTAL | 01 BR DEUTSCHLAND | | 2024 | 608 | 62 | 960 | 391 | 2 | 3 | 145 | 144 | - | 2172 |
| | 02 FRANCE | | 340 | 24 | 66 | 99 | 149 | 2 | 0 | 13 | 13 | - | 353 |
| | 05 BELGIQUE/BELGIE | | 2211 | 271 | 67 | 1247 | 624 | 3 | 12 | 114 | 114 | - | 2337 |
| | 06 LUXEMBOURG | | 5 | 1 | - | 4 | 1 | - | - | 0 | 0 | - | 6 |
| | 20 EUR | | 4580 | 904 | 195 | 2311 | 1164 | 7 | 15 | 273 | 271 | - | 4868 |
| | 36 SWITZERLAND | | 217 | 16 | 17 | 141 | 42 | 0 | - | 93 | 93 | - | 310 |
| | 58 GERMAN DR | | 5 | 1 | - | 4 | 1 | - | 3 | 0 | 0 | - | 8 |
| | 71 TOTAL STATE TRAD. | | 5 | 1 | - | 4 | 1 | - | 3 | 0 | 0 | - | 8 |
| | 85 OTHER COUNTRIES | | 234 | 194 | - | 18 | - | - | 3 | 54 | - | - | 291 |
| | 88 TOTAL THIRD COUNTR | | 456 | 211 | 17 | 163 | 43 | 0 | 6 | 147 | 93 | - | 609 |
| | 90 INSG.-TOTAAL-TOTAL | | 5036 | 1115 | 212 | 2474 | 1207 | 7 | 21 | 420 | 364 | - | 5477 |

B I N N E N W A S S E R - B I N N E N W A T E R E N - V O I E N A V I G A B L E
 DURCHGANGSVERKEHR NACH LAND UND STAATZUGEHÖRIGKEIT DES SCHIFFES
 DOORVOER NAAR LAND EN NATIONALITEIT VAN HET SCHIP
 TRAFIC DE TRANSIT PAR PAYS ET NATIONALITE DU BATEAU

3.4.05:1 (8B)
 BELGIQUE/BELGIE
 1985
 MIO TKM

| LAND DER - BELADUNG LADING CHARGEMENT | LAND VAN - ENTLADUNG LOSSING DECHARGEMENT | PAYS DE | STAATZUGEHÖRIGKEIT | | | | | NATIONALITEIT | | | | NATIONALITE | | |
|--|--|---------|----------------------------|-----------|-------------|--------------|-----------|-------------------------|-----------------------------|----------------------------|------------|-------------|-----------|----------------------------|
| | | | EUR | | | | | SONSTIGE-OVERIGE-AUTRES | | | | INSG. | | |
| | | | ZUSAMM. TOTAAL TOTAL | DAR. D | WAARV. F | WAARV. NL | DONT B | DONT L | STATE TRADING COUNTR. | ZUSAMM. TOTAAL TOTAL | DAR. CH | WAARV. A | DONT A | ZUSAMM. TOTAAL TOTAL |
| 01 BR DEUTSCHLAND | 02 FRANCE | | 110 | 4 | 17 | 27 | 61 | 1 | - | 1 | 1 | - | 111 | |
| | 04 NEDERLAND | | 0 | - | 0 | - | - | - | - | - | - | - | 0 | |
| | 20 EUR | | 110 | 4 | 17 | 27 | 61 | 1 | - | 1 | 1 | - | 111 | |
| | 90 INSG.-TOTAAL-TOTAL | | 110 | 4 | 17 | 27 | 61 | 1 | - | 1 | 1 | - | 111 | |
| 02 FRANCE | 01 BR DEUTSCHLAND | | 12 | 0 | 3 | 3 | 6 | 0 | - | - | - | - | 12 | |
| | 02 FRANCE | | 1 | 0 | 0 | 0 | 0 | 0 | - | - | - | - | 1 | |
| | 04 NEDERLAND | | 220 | 2 | 82 | 37 | 99 | 0 | - | - | - | - | 220 | |
| | 20 EUR | | 233 | 2 | 85 | 40 | 105 | 0 | - | - | - | - | 233 | |
| | 90 INSG.-TOTAAL-TOTAL | | 233 | 2 | 85 | 40 | 105 | 0 | - | - | - | - | 233 | |
| 04 NEDERLAND | 01 BR DEUTSCHLAND | | 0 | 0 | - | - | - | - | - | - | - | - | 0 | |
| | 02 FRANCE | | 132 | 1 | 47 | 50 | 35 | 0 | - | 0 | - | - | 132 | |
| | 04 NEDERLAND | | 2 | - | 0 | 2 | 0 | 0 | - | - | - | - | 2 | |
| | 20 EUR | | 134 | 1 | 47 | 52 | 35 | 0 | - | 0 | - | - | 134 | |
| | 90 INSG.-TOTAAL-TOTAL | | 134 | 1 | 47 | 52 | 35 | 0 | - | 0 | - | - | 134 | |
| 20 EUR | 01 BR DEUTSCHLAND | | 12 | 1 | 3 | 3 | 6 | 0 | - | - | - | - | 12 | |
| | 02 FRANCE | | 242 | 5 | 64 | 77 | 96 | 1 | - | 1 | 1 | - | 243 | |
| | 04 NEDERLAND | | 222 | 2 | 82 | 39 | 99 | 0 | - | - | - | - | 222 | |
| | 20 EUR | | 477 | 7 | 148 | 119 | 201 | 1 | - | 1 | 1 | - | 478 | |
| | 90 INSG.-TOTAAL-TOTAL | | 477 | 7 | 148 | 119 | 201 | 1 | - | 1 | 1 | - | 478 | |
| 58 GERMAN DR | 02 FRANCE | | 0 | - | - | 0 | - | - | - | - | - | - | 0 | |
| | 20 EUR | | 0 | - | - | 0 | - | - | - | - | - | - | 0 | |
| | 90 INSG.-TOTAAL-TOTAL | | 0 | - | - | 0 | - | - | - | - | - | - | 0 | |
| 71 TOTAL STATE TRAD. | 02 FRANCE | | 0 | - | - | 0 | - | - | - | - | - | - | 0 | |
| | 20 EUR | | 0 | - | - | 0 | - | - | - | - | - | - | 0 | |

B I N N E N W A S S E R - B I N N E N W A T E R E N - V O I E N A V I G A B L E
 DURCHGANGSVERKEHR NACH LAND UND STAATZUGEHÖRIGKEIT DES SCHIFFES
 DOORVOER NAAR LAND EN NATIONALITEIT VAN HET SCHIP
 TRAFIC DE TRANSIT PAR PAYS ET NATIONALITE DU BATEAU

3.4.05:2 (8B)
 BELGIQUE/BELGIE
 1985
 MIO TKM

| LAND DER - BELADUNG LADING CHARGEMENT | LAND VAN - ENTLADUNG LOSSING DECHARGEMENT | PAYS DE | STAATZUGEHÖRIGKEIT | | | | | NATIONALITEIT | | | | NATIONALITE | | |
|--|--|---------|----------------------------|-----------|-------------|--------------|-----------|-------------------------|-----------------------------|----------------------------|------------|-------------|-----------|----------------------------|
| | | | EUR | | | | | SONSTIGE-OVERIGE-AUTRES | | | | INSG. | | |
| | | | ZUSAMM. TOTAAL TOTAL | DAR. D | WAARV. F | WAARV. NL | DONT B | DONT L | STATE TRADING COUNTR. | ZUSAMM. TOTAAL TOTAL | DAR. CH | WAARV. A | DONT A | ZUSAMM. TOTAAL TOTAL |
| 71 TOTAL STATE TRAD. | 90 INSG.-TOTAAL-TOTAL | | 0 | - | - | 0 | - | - | - | - | - | - | 0 | |
| 88 TOTAL THIRD COUNTR. | 02 FRANCE | | 0 | - | - | 0 | - | - | - | - | - | - | 0 | |
| | 20 EUR | | 0 | - | - | 0 | - | - | - | - | - | - | 0 | |
| | 90 INSG.-TOTAAL-TOTAL | | 0 | - | - | 0 | - | - | - | - | - | - | 0 | |
| 90 INSG.-TOTAAL-TOTAL | 01 BR DEUTSCHLAND | | 12 | 1 | 3 | 3 | 6 | 0 | - | - | - | - | 12 | |
| | 02 FRANCE | | 242 | 5 | 64 | 77 | 96 | 1 | - | 1 | 1 | - | 243 | |
| | 04 NEDERLAND | | 222 | 2 | 82 | 39 | 99 | 0 | - | - | - | - | 222 | |
| | 20 EUR | | 477 | 7 | 148 | 119 | 201 | 1 | - | 1 | 1 | - | 478 | |
| | 90 INSG.-TOTAAL-TOTAL | | 477 | 7 | 148 | 119 | 201 | 1 | - | 1 | 1 | - | 478 | |

B INNENWASSER - B INNENWATEREN - VOIE NAVIGABLE

3.4.06:1 (8B)

DURCHGANGSVERKEHR NACH LAND UND STAATZUGEHORIGKEIT DES SCHIFFES

LUXEMBOURG

DOORVOER NAAR LAND EN NATIONALITEIT VAN HET SCHIP

1985

TRAFIC DE TRANSIT PAR PAYS ET NATIONALITE DU BATEAU

MIO TKM

| LAND DER BELADUNG LADING CHARGEMENT | LAND VAN ENTLADUNG LOSSING DECHARGEMENT | PAYS DE | STAATZUGEHORIGKEIT | | | | | NATIONALITEIT | | | NATIONALITE | | |
|--|--|---------|----------------------------|-----------|----------------|----|------|-----------------------------|--------------------------|-------------|-------------|--------------------------|-----|
| | | | ZUSAMM. TOTAAL TOTAL | EUR | | | DOHT | STATE TRADING COUNTR. | SONSTIGE-OVERIGE-AUTRES! | | | INSG. TOTAAL TOTAL | |
| | | | | DAR. D | WAARV. F HL | | | | DAR. CH | WAARV. A | DOHT A | | |
| 01 BR DEUTSCHLAND | 01 BR DEUTSCHLAND | | 8 | 6 | - | 1 | 1 | - | - | 0 | 0 | - | 8 |
| | 02 FRANCE | | 58 | 36 | 4 | 12 | 4 | 2 | - | 2 | 0 | - | 60 |
| | 04 NEDERLAND | | 1 | 0 | - | 1 | 0 | - | - | 0 | 0 | - | 1 |
| | 05 BELGIQUE/BELGIE | | 0 | 0 | - | 0 | 0 | - | - | 0 | 0 | - | 0 |
| | 20 EUR | | 67 | 43 | 4 | 14 | 5 | 2 | - | 2 | 2 | - | 69 |
| | 36 SWITZERLAND | | 0 | - | - | 0 | - | - | - | - | - | - | 0 |
| | 88 TOTAL THIRD COUNTR | | 0 | - | - | 0 | - | - | - | - | - | - | 0 |
| | 90 INSG.-TOTAAL-TOTAL | | 67 | 43 | 4 | 14 | 5 | 2 | - | 2 | 2 | - | 69 |
| 02 FRANCE | 01 BR DEUTSCHLAND | | 86 | 46 | 4 | 24 | 9 | 2 | - | 2 | 0 | - | 88 |
| | 02 FRANCE | | 0 | 0 | - | 0 | - | - | - | 0 | 0 | - | 0 |
| | 03 ITALIA | | 0 | - | - | 0 | - | - | - | - | - | - | 0 |
| | 04 NEDERLAND | | 25 | 3 | 2 | 15 | 4 | 0 | - | 2 | 2 | - | 27 |
| | 05 BELGIQUE/BELGIE | | 23 | 3 | 4 | 11 | 5 | - | - | 2 | 2 | - | 26 |
| | 20 EUR | | 134 | 53 | 10 | 50 | 19 | 2 | - | 7 | 7 | - | 141 |
| | 36 SWITZERLAND | | 0 | - | - | 0 | - | - | - | - | - | - | 0 |
| | 88 TOTAL THIRD COUNTR | | 0 | - | - | 0 | - | - | - | - | - | - | 0 |
| | 90 INSG.-TOTAAL-TOTAL | | 134 | 53 | 10 | 50 | 19 | 2 | - | 7 | 7 | - | 141 |
| 04 NEDERLAND | 01 BR DEUTSCHLAND | | 3 | 2 | 0 | 0 | 0 | - | - | 0 | 0 | - | 3 |
| | 02 FRANCE | | 60 | 12 | 7 | 33 | 7 | 1 | - | 7 | 7 | - | 66 |
| | 20 EUR | | 62 | 14 | 8 | 34 | 7 | 1 | - | 7 | 7 | - | 69 |
| | 90 INSG.-TOTAAL-TOTAL | | 62 | 14 | 8 | 34 | 7 | 1 | - | 7 | 7 | - | 69 |
| 05 BELGIQUE/BELGIE | 01 BR DEUTSCHLAND | | 0 | - | - | 0 | - | - | - | - | - | - | 0 |
| | 02 FRANCE | | 16 | 2 | 3 | 5 | 7 | 0 | - | 1 | 1 | - | 17 |
| | 20 EUR | | 16 | 2 | 3 | 5 | 7 | 0 | - | 1 | 1 | - | 17 |
| | 90 INSG.-TOTAAL-TOTAL | | 16 | 2 | 3 | 5 | 7 | 0 | - | 1 | 1 | - | 17 |

B INNENWASSER - B INNENWATEREN - VOIE NAVIGABLE

3.4.06:2 (8B)

DURCHGANGSVERKEHR NACH LAND UND STAATZUGEHORIGKEIT DES SCHIFFES

LUXEMBOURG

DOORVOER NAAR LAND EN NATIONALITEIT VAN HET SCHIP

1985

TRAFIC DE TRANSIT PAR PAYS ET NATIONALITE DU BATEAU

MIO TKM

| LAND DER BELADUNG LADING CHARGEMENT | LAND VAN ENTLADUNG LOSSING DECHARGEMENT | PAYS DE | STAATZUGEHORIGKEIT | | | | | NATIONALITEIT | | | NATIONALITE | | |
|--|--|---------|----------------------------|-----------|----------------|-----|------|-----------------------------|--------------------------|-------------|-------------|--------------------------|-----|
| | | | ZUSAMM. TOTAAL TOTAL | EUR | | | DOHT | STATE TRADING COUNTR. | SONSTIGE-OVERIGE-AUTRES! | | | INSG. TOTAAL TOTAL | |
| | | | | DAR. D | WAARV. F HL | | | | DAR. CH | WAARV. A | DOHT A | | |
| 20 EUR | 01 BR DEUTSCHLAND | | 96 | 55 | 4 | 26 | 10 | 2 | - | 3 | 3 | - | 99 |
| | 02 FRANCE | | 134 | 50 | 14 | 50 | 17 | 2 | - | 9 | 9 | - | 143 |
| | 03 ITALIA | | 0 | - | - | 0 | - | - | - | - | - | - | 0 |
| | 04 NEDERLAND | | 26 | 4 | 2 | 15 | 4 | 0 | - | 2 | 2 | - | 28 |
| | 05 BELGIQUE/BELGIE | | 23 | 4 | 4 | 11 | 5 | - | - | 2 | 2 | - | 26 |
| | 20 EUR | | 279 | 112 | 24 | 103 | 37 | 5 | - | 17 | 17 | - | 296 |
| | 36 SWITZERLAND | | 0 | - | - | 0 | - | - | - | - | - | - | 0 |
| | 88 TOTAL THIRD COUNTR | | 0 | - | - | 0 | - | - | - | - | - | - | 0 |
| | 90 INSG.-TOTAAL-TOTAL | | 280 | 112 | 24 | 103 | 37 | 5 | - | 17 | 17 | - | 296 |
| 36 SWITZERLAND | 01 BR DEUTSCHLAND | | 0 | - | - | 0 | - | - | - | - | - | - | 0 |
| | 02 FRANCE | | 0 | 0 | - | 0 | - | - | - | - | - | - | 0 |
| | 20 EUR | | 0 | 0 | - | 0 | 0 | - | - | - | - | - | 0 |
| | 90 INSG.-TOTAAL-TOTAL | | 0 | 0 | - | 0 | 0 | - | - | - | - | - | 0 |
| 88 TOTAL THIRD COUNTR | 01 BR DEUTSCHLAND | | 0 | - | - | 0 | - | - | - | - | - | - | 0 |
| | 02 FRANCE | | 0 | 0 | - | 0 | - | - | - | - | - | - | 0 |
| | 20 EUR | | 0 | 0 | - | 0 | 0 | - | - | - | - | - | 0 |
| | 90 INSG.-TOTAAL-TOTAL | | 0 | 0 | - | 0 | 0 | - | - | - | - | - | 0 |
| 90 INSG.-TOTAAL-TOTAL | 01 BR DEUTSCHLAND | | 96 | 55 | 4 | 26 | 10 | 2 | - | 3 | 3 | - | 99 |
| | 02 FRANCE | | 134 | 50 | 14 | 50 | 17 | 2 | - | 9 | 9 | - | 143 |
| | 03 ITALIA | | 0 | - | - | 0 | - | - | - | - | - | - | 0 |
| | 04 NEDERLAND | | 26 | 4 | 2 | 15 | 4 | 0 | - | 2 | 2 | - | 28 |
| | 05 BELGIQUE/BELGIE | | 23 | 4 | 4 | 11 | 5 | - | - | 2 | 2 | - | 26 |
| | 20 EUR | | 280 | 112 | 24 | 103 | 37 | 5 | - | 17 | 17 | - | 296 |
| | 36 SWITZERLAND | | 0 | - | - | 0 | - | - | - | - | - | - | 0 |
| | 88 TOTAL THIRD COUNTR | | 0 | - | - | 0 | - | - | - | - | - | - | 0 |
| | 90 INSG.-TOTAAL-TOTAL | | 280 | 112 | 24 | 103 | 37 | 5 | - | 17 | 17 | - | 296 |

BINNENWASSER - BINNENWATEREN - VOIE NAVIGABLE
 DURCHGANGSVERKEHR NACH LAND UND STAATZUGEHÖRIGKEIT DES SCHIFFES
 DOORVOER NAAR LAND EN NATIONALITEIT VAN HET SCHIP
 TRAFIC DE TRANSIT PAR PAYS ET NATIONALITE DU BATEAU

3.4.07:1 (8B)

EUR

1985

MIO TKM

| LAND DER BELADUNG LADING CHARGEMENT | LAND VAN ENTLADUNG LOSSING DECHARGEMENT | PAYS DE | STAATZUGEHÖRIGKEIT | | | | | NATIONALITEIT | | | NATIONALITE | | |
|--|--|---------|--------------------|-----------|-----|--------------|-----|-----------------------------|-------------------------|------------------|-------------|----------------|-------------|
| | | | EUR | | | | | STATE TRADING COUNTR. | SONSTIGE-OVERIGE-AUTRES | | | INSG. TOTAL | |
| | | | ZUSAMM. TOTAL | DAR. D | F | WAARV. NL | B | | DDONT L | ZUSAMM. TOTAL | DAR. CH | | WAARV. A |
| 01 BR DEUTSCHLAND | 01 BR DEUTSCHLAND | | 262 | 233 | 1 | 27 | 1 | - | - | 6 | 6 | - | 268 |
| | 02 FRANCE | | 374 | 50 | 51 | 96 | 173 | 4 | 0 | 5 | 5 | - | 379 |
| | 04 NEDERLAND | | 26 | 6 | 2 | 17 | 2 | - | 15 | 15 | - | 40 | |
| | 05 BELGIQUE/BELGIE | | 1855 | 245 | 26 | 1126 | 454 | 2 | 0 | 67 | 67 | - | 1922 |
| | 06 LUXEMBOURG | | 1 | 0 | - | 0 | - | - | - | - | - | - | 1 |
| | 20 EUR | | 2517 | 534 | 80 | 1267 | 630 | 7 | 1 | 93 | 92 | - | 2610 |
| | 36 SWITZERLAND | | 104 | 89 | 1 | 9 | 4 | - | - | 94 | 94 | - | 198 |
| | 85 OTHER COUNTRIES | | 234 | 194 | - | 18 | - | - | 54 | - | - | - | 288 |
| | 88 TOTAL THIRD COUNTR. | | 338 | 283 | 1 | 28 | 4 | - | 149 | 94 | - | - | 486 |
| | 90 INSG.-TOTAAL-TOTAL | | 2854 | 817 | 81 | 1295 | 634 | 7 | 1 | 241 | 187 | - | 3096 |
| 02 FRANCE | 01 BR DEUTSCHLAND | | 147 | 56 | 11 | 47 | 30 | 2 | - | 2 | 2 | - | 149 |
| | 02 FRANCE | | 4 | 1 | 1 | 1 | 1 | 0 | - | 0 | 0 | - | 4 |
| | 03 ITALIA | | 0 | - | - | 0 | - | - | - | - | - | - | 0 |
| | 04 NEDERLAND | | 1166 | 114 | 135 | 707 | 203 | 7 | 0 | 304 | 304 | - | 1470 |
| | 05 BELGIQUE/BELGIE | | 627 | 80 | 129 | 291 | 125 | 1 | - | 112 | 112 | - | 739 |
| | 06 LUXEMBOURG | | 15 | 8 | 0 | 3 | 3 | 1 | - | 1 | 1 | - | 16 |
| | 20 EUR | | 1958 | 259 | 277 | 1049 | 363 | 11 | 0 | 420 | 420 | - | 2378 |
| | 36 SWITZERLAND | | 2 | - | - | 1 | 0 | - | - | - | - | - | 2 |
| | 58 GERMAN DR | | 1 | - | - | 1 | - | - | - | - | - | - | 1 |
| | 60 POLAND | | - | - | - | - | - | - | 1 | - | - | - | 1 |
| | 71 TOTAL STATE TRAD. | | 1 | - | - | 1 | - | - | 1 | - | - | - | 2 |
| | 88 TOTAL THIRD COUNTR. | | 3 | - | - | 2 | 0 | - | 1 | - | - | - | 4 |
| | 90 INSG.-TOTAAL-TOTAL | | 1961 | 259 | 277 | 1052 | 363 | 11 | 1 | 420 | 420 | - | 2382 |
| 04 NEDERLAND | 01 BR DEUTSCHLAND | | 22 | 8 | 0 | 14 | 0 | 0 | - | 23 | 23 | - | 45 |
| | 02 FRANCE | | 1330 | 227 | 251 | 692 | 152 | 7 | - | 141 | 137 | - | 1472 |
| | 04 NEDERLAND | | 2 | - | 0 | 2 | 0 | - | - | - | - | - | 2 |
| | 06 LUXEMBOURG | | 96 | 13 | 17 | 60 | 4 | 1 | - | 39 | 39 | - | 135 |
| | 09 DANMARK | | 0 | - | - | 0 | - | - | - | - | - | - | 0 |
| | 20 EUR | | 1451 | 248 | 269 | 769 | 156 | 8 | - | 204 | 200 | - | 1655 |
| | 36 SWITZERLAND | | 1023 | 113 | 54 | 712 | 141 | 2 | - | 1102 | 1102 | - | 2125 |
| | 58 GERMAN DR | | 13 | 1 | - | 12 | 0 | - | 19 | - | - | - | 33 |

BINNENWASSER - BINNENWATEREN - VOIE NAVIGABLE
 DURCHGANGSVERKEHR NACH LAND UND STAATZUGEHÖRIGKEIT DES SCHIFFES
 DOORVOER NAAR LAND EN NATIONALITEIT VAN HET SCHIP
 TRAFIC DE TRANSIT PAR PAYS ET NATIONALITE DU BATEAU

3.4.07:2 (8B)

EUR

1985

MIO TKM

| LAND DER BELADUNG LADING CHARGEMENT | LAND VAN ENTLADUNG LOSSING DECHARGEMENT | PAYS DE | STAATZUGEHÖRIGKEIT | | | | | NATIONALITEIT | | | NATIONALITE | | |
|--|--|---------|--------------------|-----------|-----|--------------|------|-----------------------------|-------------------------|------------------|-------------|----------------|-------------|
| | | | EUR | | | | | STATE TRADING COUNTR. | SONSTIGE-OVERIGE-AUTRES | | | INSG. TOTAL | |
| | | | ZUSAMM. TOTAL | DAR. D | F | WAARV. NL | B | | DDONT L | ZUSAMM. TOTAL | DAR. CH | | WAARV. A |
| 04 NEDERLAND | 60 POLAND | | - | - | - | - | - | - | 1 | - | - | - | 1 |
| | 71 TOTAL STATE TRAD. | | 13 | 1 | - | 12 | 0 | - | 20 | - | - | - | 34 |
| | 88 TOTAL THIRD COUNTR. | | 1036 | 114 | 54 | 724 | 141 | 2 | 20 | 1102 | 1102 | - | 2159 |
| | 90 INSG.-TOTAAL-TOTAL | | 2487 | 363 | 323 | 1493 | 297 | 11 | 20 | 1306 | 1302 | - | 3813 |
| 05 BELGIQUE/BELGIE | 01 BR DEUTSCHLAND | | 1767 | 414 | 58 | 917 | 376 | 2 | 3 | 146 | 145 | - | 1917 |
| | 02 FRANCE | | 492 | 63 | 110 | 149 | 149 | 1 | - | 47 | 47 | - | 539 |
| | 05 BELGIQUE/BELGIE | | 167 | 2 | 3 | 26 | 135 | - | 1 | 7 | 7 | - | 175 |
| | 06 LUXEMBOURG | | 17 | 1 | - | 14 | 3 | - | - | 1 | 1 | - | 19 |
| | 20 EUR | | 2444 | 481 | 171 | 1126 | 663 | 3 | 4 | 202 | 201 | - | 2649 |
| | 36 SWITZERLAND | | 941 | 62 | 65 | 626 | 187 | 1 | - | 453 | 453 | - | 1393 |
| | 58 GERMAN DR | | 13 | 1 | - | 11 | 1 | - | 11 | 0 | 0 | - | 24 |
| | 60 POLAND | | - | - | - | - | - | - | 14 | - | - | - | 14 |
| | 71 TOTAL STATE TRAD. | | 13 | 1 | - | 11 | 1 | - | 25 | 0 | 0 | - | 38 |
| | 85 OTHER COUNTRIES | | 0 | - | - | 0 | - | - | 3 | - | - | - | 3 |
| | 88 TOTAL THIRD COUNTR. | | 954 | 63 | 65 | 637 | 188 | 1 | 28 | 453 | 453 | - | 1435 |
| | 90 INSG.-TOTAAL-TOTAL | | 3397 | 544 | 236 | 1763 | 851 | 4 | 32 | 655 | 654 | - | 4084 |
| 06 LUXEMBOURG | 01 BR DEUTSCHLAND | | 0 | 0 | - | - | - | - | - | - | - | - | 0 |
| | 02 FRANCE | | 0 | - | - | 0 | - | - | - | - | - | - | 0 |
| | 04 NEDERLAND | | 37 | 5 | 1 | 29 | 1 | 2 | - | 5 | 5 | - | 42 |
| | 05 BELGIQUE/BELGIE | | 34 | 5 | 13 | 15 | 1 | - | - | 4 | 4 | - | 38 |
| | 20 EUR | | 72 | 10 | 14 | 45 | 1 | 2 | - | 9 | 9 | - | 80 |
| | 90 INSG.-TOTAAL-TOTAL | | 72 | 10 | 14 | 45 | 1 | 2 | - | 9 | 9 | - | 80 |
| 20 EUR | 01 BR DEUTSCHLAND | | 2198 | 711 | 70 | 1005 | 408 | 5 | 3 | 178 | 177 | - | 2380 |
| | 02 FRANCE | | 2200 | 341 | 413 | 959 | 475 | 12 | 0 | 194 | 190 | - | 2394 |
| | 03 ITALIA | | 0 | - | - | 0 | - | - | - | - | - | - | 0 |
| | 04 NEDERLAND | | 1231 | 124 | 137 | 755 | 205 | 9 | 0 | 323 | 323 | - | 1554 |
| | 05 BELGIQUE/BELGIE | | 2683 | 333 | 172 | 1459 | 715 | 3 | 1 | 190 | 190 | - | 2874 |
| | 06 LUXEMBOURG | | 128 | 23 | 17 | 77 | 10 | 1 | - | 42 | 42 | - | 170 |
| | 09 DANMARK | | 0 | - | - | 0 | - | - | - | - | - | - | 0 |
| | 20 EUR | | 8441 | 1532 | 809 | 4256 | 1813 | 30 | 4 | 927 | 922 | - | 9372 |

B I N N E N W A S S E R - B I N N E N W A T E R E N - V O I E N A V I G A B L E

3.4.07:3 (8B)

DURCHGANGSVERKEHR NACH LAND UND STAATZUGEHÖRIGKEIT DES SCHIFFES

EUR

DOORVOER NAAR LAND EN NATIONALITEIT VAN HET SCHIP

1985

TRAFIC DE TRANSIT PAR PAYS ET NATIONALITE DU BATEAU

MIO TKM

| LAND DER BELADUNG LADING CHARGEMENT | LAND VAN ENTLADUNG LOSSING DECHARGEMENT | PAYS DE | STAATZUGEHÖRIGKEIT | | | | | NATIONALITEIT | | | | NATIONALITE | | |
|--|--|---------|--------------------|-----------|------------------|------|------|---------------|-----------------------------|--------------------------|------------|-------------|-----------------|--|
| | | | ZUSAMM. TOTAAL | EUR | | | | | STATE TRADING COUNTR. | SONSTIGE-OVERIGE-AUTRES! | | | INSG. TOTAAL | |
| | | | | DAR. D | WAARV. F NL B | | | DONT L | | ZUSAMM. TOTAAL | DAR. CH | WAARV. A | | |
| 20 EUR | 36 SWITZERLAND | | 2069 | 264 | 121 | 1349 | 332 | 3 | - | 1649 | 1649 | - | 3719 | |
| | 58 GERMAN DR | | 27 | 2 | - | 24 | 1 | - | 31 | 0 | - | 58 | | |
| | 60 POLAND | | 27 | 2 | - | 24 | 1 | - | 16 | 0 | - | 16 | | |
| | 71 TOTAL STATE TRAD. | | 254 | 194 | - | 18 | 2 | 1 | 46 | 0 | 0 | 74 | | |
| | 85 OTHER COUNTRIES | | 2330 | 460 | 121 | 1391 | 333 | 3 | 3 | 54 | - | 291 | | |
| | 88 TOTAL THIRD COUNTR. | | 2330 | 460 | 121 | 1391 | 333 | 3 | 50 | 1704 | 1650 | 4084 | | |
| | 90 INSG.-TOTAAL-TOTAL | | 10771 | 1993 | 930 | 5647 | 2146 | 33 | 54 | 2631 | 2571 | 13456 | | |
| 36 SWITZERLAND | 01 BR DEUTSCHLAND | | 9 | 3 | 0 | 4 | 1 | - | - | 12 | 12 | 21 | | |
| | 02 FRANCE | | 2 | 1 | - | 1 | - | - | - | - | - | 2 | | |
| | 04 NEDERLAND | | 26 | 3 | 0 | 19 | 3 | 0 | - | 37 | 37 | 63 | | |
| | 05 BELGIQUE/BELGIE | | 33 | 2 | 1 | 27 | 3 | 0 | - | 60 | 60 | 93 | | |
| | 20 EUR | | 69 | 9 | 1 | 51 | 8 | 0 | - | 109 | 108 | 178 | | |
| | 90 INSG.-TOTAAL-TOTAL | | 69 | 9 | 1 | 51 | 8 | 0 | - | 109 | 108 | 178 | | |
| 58 GERMAN DR | 02 FRANCE | | 1 | - | - | 1 | - | - | - | - | - | 1 | | |
| | 04 NEDERLAND | | 22 | 2 | - | 20 | 1 | - | 11 | - | - | 33 | | |
| | 05 BELGIQUE/BELGIE | | 37 | 5 | - | 30 | 2 | - | 27 | 1 | 1 | 64 | | |
| | 06 LUXEMBOURG | | 3 | 1 | - | 2 | - | - | 3 | - | - | 3 | | |
| | 20 EUR | | 62 | 8 | - | 52 | 3 | - | 38 | 1 | 1 | 101 | | |
| | 36 SWITZERLAND | | 1 | - | - | 1 | - | - | - | - | - | 1 | | |
| | 88 TOTAL THIRD COUNTR. | | 1 | - | - | 1 | - | - | - | - | - | 1 | | |
| | 90 INSG.-TOTAAL-TOTAL | | 63 | 8 | - | 53 | 3 | - | 38 | 1 | 1 | 102 | | |
| 60 POLAND | 02 FRANCE | | - | - | - | - | - | - | 3 | - | - | 3 | | |
| | 04 NEDERLAND | | 1 | 0 | - | - | - | 0 | 14 | - | - | 15 | | |
| | 05 BELGIQUE/BELGIE | | - | - | - | - | - | - | 7 | - | - | 7 | | |
| | 06 LUXEMBOURG | | - | - | - | - | - | - | 1 | - | - | 1 | | |
| | 20 EUR | | 1 | 0 | - | - | - | 0 | 25 | - | - | 26 | | |
| | 36 SWITZERLAND | | 3 | 3 | - | - | - | - | - | - | - | 3 | | |
| | 88 TOTAL THIRD COUNTR. | | 3 | 3 | - | - | - | - | - | - | - | 3 | | |

B I N N E N W A S S E R - B I N N E N W A T E R E N - V O I E N A V I G A B L E

3.4.07:4 (8B)

DURCHGANGSVERKEHR NACH LAND UND STAATZUGEHÖRIGKEIT DES SCHIFFES

EUR

DOORVOER NAAR LAND EN NATIONALITEIT VAN HET SCHIP

1985

TRAFIC DE TRANSIT PAR PAYS ET NATIONALITE DU BATEAU

MIO TKM

| LAND DER BELADUNG LADING CHARGEMENT | LAND VAN ENTLADUNG LOSSING DECHARGEMENT | PAYS DE | STAATZUGEHÖRIGKEIT | | | | | NATIONALITEIT | | | | NATIONALITE | | |
|--|--|---------|--------------------|-----------|------------------|-----|----|---------------|-----------------------------|--------------------------|------------|-------------|-----------------|--|
| | | | ZUSAMM. TOTAAL | EUR | | | | | STATE TRADING COUNTR. | SONSTIGE-OVERIGE-AUTRES! | | | INSG. TOTAAL | |
| | | | | DAR. D | WAARV. F NL B | | | DONT L | | ZUSAMM. TOTAAL | DAR. CH | WAARV. A | | |
| 60 POLAND | 90 INSG.-TOTAAL-TOTAL | | 3 | 3 | - | - | - | 0 | 25 | - | - | 29 | | |
| 62 CZECHOSLOVAKIA | 04 NEDERLAND | | 0 | 0 | - | 0 | - | - | - | - | - | 0 | | |
| | 20 EUR | | 0 | 0 | - | 0 | - | - | - | - | - | 0 | | |
| | 90 INSG.-TOTAAL-TOTAL | | 0 | 0 | - | 0 | - | - | - | - | - | 0 | | |
| 71 TOTAL STATE TRAD. | 02 FRANCE | | 1 | - | - | 1 | - | - | 3 | - | - | 4 | | |
| | 04 NEDERLAND | | 23 | 2 | - | 20 | 1 | 0 | 25 | 1 | 1 | 48 | | |
| | 05 BELGIQUE/BELGIE | | 37 | 5 | - | 30 | 2 | - | 34 | 1 | 1 | 71 | | |
| | 06 LUXEMBOURG | | 3 | 1 | - | 2 | - | - | 1 | - | - | 4 | | |
| | 20 EUR | | 63 | 8 | - | 52 | 3 | 0 | 63 | 1 | 1 | 127 | | |
| | 36 SWITZERLAND | | 4 | 3 | - | 1 | - | - | - | - | - | 4 | | |
| | 88 TOTAL THIRD COUNTR. | | 4 | 3 | - | 1 | - | - | - | - | - | 4 | | |
| | 90 INSG.-TOTAAL-TOTAL | | 67 | 11 | - | 53 | 3 | 0 | 63 | 1 | 1 | 131 | | |
| 85 OTHER COUNTRIES | 05 BELGIQUE/BELGIE | | - | - | - | - | - | - | 3 | - | - | 3 | | |
| | 20 EUR | | - | - | - | - | - | - | 3 | - | - | 3 | | |
| | 90 INSG.-TOTAAL-TOTAL | | - | - | - | - | - | - | 3 | - | - | 3 | | |
| 88 TOTAL THIRD COUNTR. | 01 BR DEUTSCHLAND | | 9 | 3 | 0 | 4 | 1 | - | 3 | 12 | 12 | 21 | | |
| | 02 FRANCE | | 3 | 1 | - | 2 | - | - | 3 | - | - | 6 | | |
| | 04 NEDERLAND | | 49 | 6 | 0 | 39 | 4 | 0 | 25 | 37 | 37 | 111 | | |
| | 05 BELGIQUE/BELGIE | | 70 | 7 | 1 | 56 | 5 | 0 | 36 | 60 | 60 | 166 | | |
| | 06 LUXEMBOURG | | 3 | 1 | - | 2 | - | - | 1 | - | - | 4 | | |
| | 20 EUR | | 132 | 17 | 1 | 103 | 10 | 1 | 66 | 110 | 109 | 308 | | |
| | 36 SWITZERLAND | | 4 | 3 | - | 1 | - | - | - | - | - | 4 | | |
| | 88 TOTAL THIRD COUNTR. | | 4 | 3 | - | 1 | - | - | - | - | - | 4 | | |
| | 90 INSG.-TOTAAL-TOTAL | | 136 | 20 | 1 | 104 | 10 | 1 | 66 | 110 | 109 | 311 | | |

B I N N E N W A S S E R - B I N N E N W A T E R E N - V O I E N A V I G A B L E
 DURCHGANGSVERKEHR NACH LAND UND STAATSZUGEHÖRIGKEIT DES SCHIFFES
 DOORVOER NAAR LAND EN NATIONALITEIT VAN HET SCHIP
 TRAFIC DE TRANSIT PAR PAYS ET NATIONALITE DU BATEAU

3.4.07:5 (8B)

EUR

1985

MIO TKM

| LAND DER BELADUNG LADING CHARGEMENT | LAND VAN ENTLADUNG LOSSING DECHARGEMENT | PAYS DE | STAATSZUGEHÖRIGKEIT | | | | | NATIONALITEIT | | | NATIONALITE | | |
|--|--|---------|----------------------------|-----------|-----|--------------|------|-------------------------|-----------------------------|----------------------------|-------------|-------------|-----------|
| | | | EUR | | | | | SONSTIGE-OVERIGE-AUTRES | | | | | |
| | | | ZUSAMM. TOTAAL TOTAL | DAR. D | F | WAARV. NL | B | DONT L | STATE TRADING COUNTR. | ZUSAMM. TOTAAL TOTAL | DAR. CH | WAARV. A | DONT A |
| 90 INSG.-TOTAAL-TOTAL | | | 2207 | 714 | 70 | 1009 | 409 | 5 | 3 | 190 | 189 | - | 2400 |
| 101 BR DEUTSCHLAND | | | 2203 | 341 | 413 | 961 | 475 | 12 | 3 | 194 | 190 | - | 2399 |
| 102 FRANCE | | | 0 | - | - | 0 | - | - | - | - | - | - | 0 |
| 103 ITALIA | | | 1280 | 130 | 137 | 794 | 209 | 9 | 25 | 361 | 360 | - | 1665 |
| 104 NEDERLAND | | | 2753 | 340 | 173 | 1516 | 721 | 3 | 37 | 250 | 250 | - | 3040 |
| 105 BELGIQUE/BELGIE | | | 131 | 24 | 17 | 79 | 10 | 1 | 1 | 42 | 42 | - | 174 |
| 106 LUXEMBOURG | | | 0 | - | - | 0 | - | - | - | - | - | - | 0 |
| 109 DANMARK | | | 8573 | 1549 | 811 | 4359 | 1824 | 31 | 70 | 1037 | 1031 | - | 9680 |
| 120 EUR | | | | | | | | | | | | | |
| 136 SWITZERLAND | | | 2073 | 267 | 121 | 1350 | 332 | 3 | - | 1649 | 1649 | - | 3722 |
| 158 GERMAN DR | | | 27 | 2 | - | 24 | 1 | - | 31 | 0 | 0 | - | 58 |
| 160 POLAND | | | - | - | - | - | - | - | 16 | - | - | - | 16 |
| 171 TOTAL STATE TRAD. | | | 27 | 2 | - | 24 | 1 | - | 46 | 0 | 0 | - | 74 |
| 185 OTHER COUNTRIES | | | 234 | 194 | - | 18 | - | - | 3 | 54 | - | - | 291 |
| 188 TOTAL THIRD COUNTR. | | | 2334 | 463 | 121 | 1392 | 333 | 3 | 50 | 1704 | 1650 | - | 4088 |
| 190 INSG.-TOTAAL-TOTAL | | | 10907 | 2012 | 932 | 5751 | 2156 | 34 | 120 | 2741 | 2680 | - | 13767 |

B I N N E N W A S S E R - B I N N E N W A T E R E N - V O I E N A V I G A B L E 4.1.01 (4A)
 INNERSTAATLICHER VERKEHR NACH ENTFERNUNGSABSCHNITT UND GUETERGRUPPE BR DEUTSCHLAND
 BINNENLANDS VERVOER NAAR AFSTANDSKLASSE EN GOEDERENGROEP 1985
 TRAFIC NATIONAL PAR TRANCHE DE DISTANCE ET GROUPE DE MARCHANDISES 1000 T

| ENTFERNUNG (KM) AFSTAND (KM) DISTANCE (KM) | GUETERGRUPPE | | | | GOEDERENGROEP | | | | GROUPE DE MARCHANDISES | | | | |
|--|--------------|-------|------|-----|---------------|------|-----|-------|------------------------|-------|------|-------|------|
| | 01 | 02 | 03 | 04 | 05 | 06 | 07 | 08 | 09 | 10 | 11 | 12 | 13 |
| 01 0 - 49 | 40 | - | - | 33 | 0 | 380 | 101 | 763 | 1 | 2279 | 67 | - | 120 |
| 02 50 - 149 | 155 | 1 | - | 46 | 80 | 335 | 104 | 1611 | 162 | 6317 | 250 | 37 | 73 |
| 03 150 - 499 | 555 | 0 | 1 | 247 | 1 | 476 | 311 | 7904 | 8 | 6036 | 912 | 962 | 1179 |
| 04 500 + | 261 | - | - | 14 | 1 | 65 | 56 | 960 | 12 | 134 | 170 | 6 | 257 |
| 05 INSGESAMT-TOTAAL-TOTAL | 1011 | 2 | 1 | 361 | 83 | 1256 | 572 | 11238 | 184 | 14765 | 1399 | 1006 | 1629 |
| | 14 | 15 | 16 | 17 | 18 | 19 | 20 | 21 | 22 | 23 | 24 | 01-24 | |
| 01 0 - 49 | 4 | 5155 | 58 | 170 | 965 | 50 | 9 | 10 | 1 | 14 | 17 | 10236 | |
| 02 50 - 149 | 193 | 7592 | 275 | 224 | 1035 | 147 | 31 | 14 | 4 | 18 | 153 | 18858 | |
| 03 150 - 499 | 377 | 9370 | 921 | 301 | 1107 | 305 | 37 | 22 | 45 | 85 | 36 | 31198 | |
| 04 500 + | 17 | 1062 | 217 | - | 87 | 71 | 7 | 7 | 16 | 2 | 2 | 3424 | |
| 05 INSGESAMT-TOTAAL-TOTAL | 591 | 23179 | 1471 | 695 | 3195 | 572 | 84 | 53 | 66 | 120 | 207 | 63715 | |

B I N N E N W A S S E R - B I N N E N W A T E R E N - V O I E N A V I G A B L E 4.1.02 (4A)
 INNERSTAATLICHER VERKEHR NACH ENTFERNUNGSABSCHNITT UND GUETERGRUPPE FRANCE
 BINNENLANDS VERVOER NAAR AFSTANDSKLASSE EN GOEDERENGROEP 1985
 TRAFIC NATIONAL PAR TRANCHE DE DISTANCE ET GROUPE DE MARCHANDISES 1000 T

| ENTFERNUNG (KM) AFSTAND (KM) DISTANCE (KM) | GUETERGRUPPE | | | | GOEDERENGROEP | | | | GROUPE DE MARCHANDISES | | | | |
|--|--------------|-------|-----|-----|---------------|-----|-----|------|------------------------|------|----|-------|-----|
| | 01 | 02 | 03 | 04 | 05 | 06 | 07 | 08 | 09 | 10 | 11 | 12 | 13 |
| 01 0 - 49 | 214 | - | - | 1 | - | 85 | 68 | 85 | 2 | 2062 | 1 | 3 | 7 |
| 02 50 - 149 | 856 | - | - | 1 | - | 37 | 36 | 947 | 74 | 2172 | 5 | 62 | 160 |
| 03 150 - 499 | 2544 | 2 | - | 6 | - | 392 | 180 | 2183 | 13 | 1093 | - | 4 | 98 |
| 04 500 + | 105 | 2 | - | 2 | - | 21 | 22 | 38 | - | 7 | - | 2 | 13 |
| 05 INSGESAMT-TOTAAL-TOTAL | 3718 | 4 | - | 9 | - | 535 | 306 | 3252 | 89 | 5333 | 6 | 72 | 278 |
| | 14 | 15 | 16 | 17 | 18 | 19 | 20 | 21 | 22 | 23 | 24 | 01-24 | |
| 01 0 - 49 | 58 | 6046 | 28 | 73 | 18 | - | 21 | 1 | - | - | 0 | 8770 | |
| 02 50 - 149 | 83 | 4861 | 158 | - | 102 | - | 115 | 4 | - | - | 0 | 9671 | |
| 03 150 - 499 | 79 | 4400 | 369 | 39 | 98 | 0 | 79 | 14 | - | - | 0 | 11592 | |
| 04 500 + | - | 27 | 94 | 4 | 73 | 2 | 0 | 1 | 9 | - | - | 422 | |
| 05 INSGESAMT-TOTAAL-TOTAL | 220 | 15333 | 650 | 115 | 290 | 3 | 215 | 20 | 9 | - | 0 | 30455 | |

B I N N E N W A S S E R - B I N N E N W A T E R E N - V O I E N A V I G A B L E 4.1.03 (4A)
 INNERSTAATLICHER VERKEHR NACH ENTFERNUNGSABSCHNITT UND GUETERGRUPPE ITALIA
 BINNENLANDS VERVOER NAAR AFSTANDSKLASSE EN GOEDERENGROEP 1985
 TRAFIC NATIONAL PAR TRANCHE DE DISTANCE ET GROUPE DE MARCHANDISES 1000 T

| ENTFERNUNG (KM) AFSTAND (KM) DISTANCE (KM) | GUETERGRUPPE | | | | GOEDERENGROEP | | | | GROUPE DE MARCHANDISES | | | | |
|--|--------------|-----|----|----|---------------|----|----|----|------------------------|-----|----|-------|----|
| | 01 | 02 | 03 | 04 | 05 | 06 | 07 | 08 | 09 | 10 | 11 | 12 | 13 |
| 01 0 - 49 | - | - | - | - | - | - | - | - | - | 2 | - | - | - |
| 02 50 - 149 | 78 | - | - | 0 | - | - | - | - | - | 260 | - | - | - |
| 03 150 - 499 | 1 | - | - | - | - | - | - | - | - | 468 | - | - | - |
| 04 500 + | - | - | - | - | - | - | - | - | - | - | - | - | - |
| 05 INSGESAMT-TOTAAL-TOTAL | 79 | - | - | 0 | - | - | - | - | - | 730 | - | - | - |
| | 14 | 15 | 16 | 17 | 18 | 19 | 20 | 21 | 22 | 23 | 24 | 01-24 | |
| 01 0 - 49 | - | 133 | - | - | - | - | - | - | - | - | - | 135 | |
| 02 50 - 149 | - | 345 | - | - | 32 | - | - | - | - | 1 | - | 718 | |
| 03 150 - 499 | - | 182 | - | - | 51 | - | - | - | - | 46 | - | 747 | |
| 04 500 + | - | - | - | - | - | - | - | - | - | - | - | - | |
| 05 INSGESAMT-TOTAAL-TOTAL | - | 660 | - | - | 83 | - | - | - | - | 48 | - | 1600 | |

B I N N E N W A S S E R - B I N N E N W A T E R E N - V O I E N A V I G A B L E 4.1.04 (4A)
 INNERSTAATLICHER VERKEHR NACH ENTFERNUNGSABSCHNITT UND GUETERGRUPPE NEDERLAND
 BINNENLANDS VERVOER NAAR AFSTANDSKLASSE EN GOEDERENGROEP 1985
 TRAFIC NATIONAL PAR TRANCHE DE DISTANCE ET GROUPE DE MARCHANDISES 1000 T

| ENTFERNUNG (KM) AFSTAND (KM) DISTANCE (KM) | GUETERGRUPPE | | | | GOEDERENGROEP | | | | GROUPE DE MARCHANDISES | | | | |
|--|--------------|-------|------|-----|---------------|------|------|------|------------------------|------|-----|-------|-----|
| | 01 | 02 | 03 | 04 | 05 | 06 | 07 | 08 | 09 | 10 | 11 | 12 | 13 |
| 01 0 - 49 | 384 | 67 | 0 | 1 | - | 878 | 1007 | 82 | 147 | 3989 | 147 | 4 | 109 |
| 02 50 - 149 | 321 | 430 | 1 | 37 | 21 | 4369 | 136 | 3977 | 1155 | 3167 | 241 | 59 | 381 |
| 03 150 - 499 | 196 | 162 | 3 | 25 | 1 | 3734 | 25 | 1156 | 196 | 1532 | 90 | 3 | 118 |
| 04 500 + | - | - | - | - | - | - | - | - | - | - | - | - | - |
| 05 INSGESAMT-TOTAAL-TOTAL | 901 | 660 | 4 | 63 | 22 | 8982 | 1168 | 5215 | 1498 | 8707 | 478 | 67 | 609 |
| | 14 | 15 | 16 | 17 | 18 | 19 | 20 | 21 | 22 | 23 | 24 | 01-24 | |
| 01 0 - 49 | 299 | 21063 | 186 | 94 | 539 | - | 2 | 33 | 0 | 1 | 167 | 29199 | |
| 02 50 - 149 | 618 | 13977 | 619 | - | 504 | 27 | 24 | 52 | - | 1 | 475 | 30613 | |
| 03 150 - 499 | 422 | 5777 | 1229 | 80 | 340 | 17 | 3 | 15 | 17 | 1 | 56 | 15183 | |
| 04 500 + | - | - | - | - | - | - | - | - | - | - | - | - | |
| 05 INSGESAMT-TOTAAL-TOTAL | 1340 | 40816 | 2034 | 174 | 1384 | 44 | 29 | 100 | 0 | 3 | 698 | 74995 | |

B I N N E N W A S S E R - B I N N E N W A T E R E N - V O I E N A V I G A B L E 4.1.05 (4A)
 INNERSTAATLICHER VERKEHR NACH ENTFERNUNGSABSCHNITT UND GUETERGRUPPE BELGIQUE/BELGIE
 BINNENLANDS VERVOER NAAR AFSTANDSKLASSE EN GOEDERENGROEP 1985
 TRAFIC NATIONAL PAR TRANCHE DE DISTANCE ET GROUPE DE MARCHANDISES 1000 T

| ENTFERNUNG (KM) AFSTAND (KM) DISTANCE (KM) | GUETERGRUPPE | | | | GOEDERENGROEP | | | | GROUPE DE MARCHANDISES | | | | |
|--|--------------|------|------|----|---------------|------|-----|------|------------------------|------|------|-------|------|
| | 01 | 02 | 03 | 04 | 05 | 06 | 07 | 08 | 09 | 10 | 11 | 12 | 13 |
| 01 0 - 49 | 181 | 11 | - | 8 | 3 | 706 | 514 | 816 | 14 | 2732 | 25 | 192 | 278 |
| 02 50 - 149 | 371 | 8 | - | - | 1 | 440 | 186 | 1797 | 9 | 3195 | 1047 | 407 | 578 |
| 03 150 - 499 | 64 | 0 | - | - | 0 | 43 | 5 | 136 | - | 157 | 16 | 1 | 158 |
| 04 500 + | - | - | - | - | - | - | - | - | - | - | - | - | - |
| 05 INSGESAMT-TOTAAL-TOTAL | 616 | 19 | - | 8 | 4 | 1188 | 705 | 2749 | 23 | 6084 | 1088 | 600 | 1013 |
| | 14 | 15 | 16 | 17 | 18 | 19 | 20 | 21 | 22 | 23 | 24 | 01-24 | |
| 01 0 - 49 | 144 | 1154 | 333 | 11 | 529 | 3 | 4 | 3 | - | 2 | 36 | 7697 | |
| 02 50 - 149 | 563 | 1668 | 769 | 40 | 828 | 39 | 6 | 14 | - | 0 | 12 | 11979 | |
| 03 150 - 499 | 49 | 835 | 155 | 23 | 113 | 2 | 1 | 1 | - | - | 2 | 1761 | |
| 04 500 + | - | - | - | - | - | - | - | - | - | - | - | - | |
| 05 INSGESAMT-TOTAAL-TOTAL | 756 | 3658 | 1257 | 74 | 1470 | 44 | 10 | 18 | - | 2 | 50 | 21437 | |

B I N N E N W A S S E R - B I N N E N W A T E R E N - V O I E N A V I G A B L E 4.1.07 (4A)
 INNERSTAATLICHER VERKEHR NACH ENTFERNUNGSABSCHNITT UND GUETERGRUPPE EUR
 BINNENLANDS VERVOER NAAR AFSTANDSKLASSE EN GOEDERENGROEP 1985
 TRAFIC NATIONAL PAR TRANCHE DE DISTANCE ET GROUPE DE MARCHANDISES 1000 T

| ENTFERNUNG (KM) AFSTAND (KM) DISTANCE (KM) | GUETERGRUPPE | | | | GOEDERENGROEP | | | | GROUPE DE MARCHANDISES | | | | |
|--|--------------|-------|------|------|---------------|-------|------|-------|------------------------|-------|------|--------|------|
| | 01 | 02 | 03 | 04 | 05 | 06 | 07 | 08 | 09 | 10 | 11 | 12 | 13 |
| 01 0 - 49 | 819 | 78 | 0 | 43 | 3 | 2050 | 1690 | 1745 | 163 | 11063 | 239 | 200 | 514 |
| 02 50 - 149 | 1781 | 440 | 1 | 84 | 102 | 5181 | 462 | 8331 | 1400 | 15130 | 1543 | 566 | 1192 |
| 03 150 - 499 | 3360 | 164 | 4 | 279 | 3 | 4644 | 521 | 11379 | 217 | 9285 | 1018 | 970 | 1553 |
| 04 500 + | 365 | 2 | - | 16 | 1 | 86 | 78 | 998 | 12 | 141 | 170 | 9 | 270 |
| 05 INSGESAMT-TOTAAL-TOTAL | 6325 | 684 | 5 | 421 | 109 | 11961 | 2751 | 22454 | 1793 | 35619 | 2970 | 1744 | 3529 |
| | 14 | 15 | 16 | 17 | 18 | 19 | 20 | 21 | 22 | 23 | 24 | 01-24 | |
| 01 0 - 49 | 504 | 33550 | 604 | 347 | 2052 | 53 | 36 | 47 | 1 | 17 | 220 | 56037 | |
| 02 50 - 149 | 1457 | 28443 | 1822 | 264 | 2501 | 213 | 176 | 84 | 4 | 22 | 640 | 71838 | |
| 03 150 - 499 | 928 | 20543 | 2674 | 443 | 1710 | 324 | 119 | 53 | 45 | 132 | 93 | 60481 | |
| 04 500 + | 17 | 1088 | 312 | 4 | 160 | 73 | 8 | 8 | 25 | 2 | 2 | 3845 | |
| 05 INSGESAMT-TOTAAL-TOTAL | 2906 | 83645 | 5411 | 1058 | 6422 | 662 | 339 | 191 | 75 | 173 | 955 | 192202 | |

B I N N E N W A S S E R - B I N N E N W A T E R E N - V O I E N A V I G A B L E
 INNERSTAATLICHER VERKEHR NACH ENTFERNUNGSABSCHNITT UND GUETERGRUPPE
 BINNENLANDS VERVOER NAAR AFSTANDSKLASSE EN GOEDERENGRPEP
 TRAFIC NATIONAL PAR TRANCHE DE DISTANCE ET GROUPE DE MARCHANDISES

4.2.01 (4B)
 BR DEUTSCHLAND
 1985
 MIO TKM

| ENTFERNUNG (KM) AFSTAND (KM) DISTANCE (KM) | GUETERGRUPPE | | | | GOEDERENGRPEP | | | | GROUPE DE MARCHANDISES | | | | |
|--|--------------|------|-----|-----|---------------|-----|-----|------|------------------------|------|-----|-------|-----|
| | 01 | 02 | 03 | 04 | 05 | 06 | 07 | 08 | 09 | 10 | 11 | 12 | 13 |
| 01 0 - 49 | 1 | - | - | 1 | 0 | 11 | 2 | 23 | 0 | 47 | 2 | - | 3 |
| 02 50 - 149 | 15 | 0 | - | 3 | 5 | 35 | 11 | 125 | 14 | 552 | 26 | 3 | 7 |
| 03 150 - 499 | 171 | 0 | 0 | 79 | 1 | 125 | 109 | 2744 | 2 | 1374 | 249 | 260 | 312 |
| 04 500 + | 181 | - | - | 9 | 1 | 42 | 34 | 587 | 8 | 75 | 99 | 5 | 173 |
| 05 INSGESAMT-TOTAAL-TOTAL | 368 | 0 | 0 | 91 | 6 | 213 | 156 | 3479 | 23 | 2048 | 376 | 267 | 495 |
| | 14 | 15 | 16 | 17 | 18 | 19 | 20 | 21 | 22 | 23 | 24 | 01-24 | |
| 01 0 - 49 | 0 | 122 | 2 | 3 | 20 | 2 | 0 | 0 | 0 | 0 | 0 | 238 | |
| 02 50 - 149 | 18 | 792 | 30 | 18 | 84 | 15 | 2 | 1 | 0 | 2 | 9 | 1768 | |
| 03 150 - 499 | 85 | 2435 | 278 | 88 | 332 | 97 | 7 | 6 | 12 | 31 | 9 | 8807 | |
| 04 500 + | 12 | 653 | 152 | - | 51 | 47 | 6 | 4 | 11 | 1 | 1 | 2152 | |
| 05 INSGESAMT-TOTAAL-TOTAL | 115 | 4002 | 461 | 109 | 487 | 161 | 15 | 12 | 24 | 34 | 20 | 12965 | |

B I N N E N W A S S E R - B I N N E N W A T E R E N - V O I E N A V I G A B L E
 INNERSTAATLICHER VERKEHR NACH ENTFERNUNGSABSCHNITT UND GUETERGRUPPE
 BINNENLANDS VERVOER NAAR AFSTANDSKLASSE EN GOEDERENGRPEP
 TRAFIC NATIONAL PAR TRANCHE DE DISTANCE ET GROUPE DE MARCHANDISES

4.2.02 (4B)
 FRANCE
 1985
 MIO TKM

| ENTFERNUNG (KM) AFSTAND (KM) DISTANCE (KM) | GUETERGRUPPE | | | | GOEDERENGRPEP | | | | GROUPE DE MARCHANDISES | | | | |
|--|--------------|------|-----|----|---------------|-----|----|-----|------------------------|-----|----|-------|----|
| | 01 | 02 | 03 | 04 | 05 | 06 | 07 | 08 | 09 | 10 | 11 | 12 | 13 |
| 01 0 - 49 | 6 | - | - | 0 | - | 3 | 1 | 2 | 0 | 35 | 0 | 0 | 0 |
| 02 50 - 149 | 84 | - | - | 0 | - | 4 | 4 | 89 | 6 | 237 | 0 | 7 | 19 |
| 03 150 - 499 | 812 | 0 | - | 2 | - | 113 | 54 | 686 | 4 | 317 | - | 1 | 31 |
| 04 500 + | 59 | 2 | - | 1 | - | 15 | 13 | 24 | - | 4 | - | 2 | 11 |
| 05 INSGESAMT-TOTAAL-TOTAL | 961 | 2 | - | 4 | - | 134 | 73 | 801 | 10 | 593 | 0 | 10 | 61 |
| | 14 | 15 | 16 | 17 | 18 | 19 | 20 | 21 | 22 | 23 | 24 | 01-24 | |
| 01 0 - 49 | 2 | 109 | 1 | 1 | 0 | - | 0 | 0 | - | - | 0 | 159 | |
| 02 50 - 149 | 8 | 472 | 16 | - | 10 | - | 9 | 0 | - | - | - | 966 | |
| 03 150 - 499 | 17 | 876 | 118 | 16 | 33 | 0 | 22 | 6 | - | - | 0 | 3110 | |
| 04 500 + | - | 19 | 65 | 2 | 46 | 2 | 0 | 0 | 5 | - | - | 270 | |
| 05 INSGESAMT-TOTAAL-TOTAL | 28 | 1476 | 200 | 18 | 88 | 2 | 32 | 7 | 5 | - | 0 | 4506 | |

B I N N E N W A S S E R - B I N N E N W A T E R E N - V O I E N A V I G A B L E
 INNERSTAATLICHER VERKEHR NACH ENTFERNUNGSABSCHNITT UND GUETERGRUPPE
 BINNENLANDS VERVOER NAAR AFSTANDSKLASSE EN GOEDERENGRPEP
 TRAFIC NATIONAL PAR TRANCHE DE DISTANCE ET GROUPE DE MARCHANDISES

4.2.03 (4B)
 ITALIA
 1985
 MIO TKM

| ENTFERNUNG (KM) AFSTAND (KM) DISTANCE (KM) | GUETERGRUPPE | | | | GOEDERENGRPEP | | | | GROUPE DE MARCHANDISES | | | | |
|--|--------------|----|----|----|---------------|----|----|----|------------------------|-----|----|-------|----|
| | 01 | 02 | 03 | 04 | 05 | 06 | 07 | 08 | 09 | 10 | 11 | 12 | 13 |
| 01 0 - 49 | - | - | - | 0 | - | - | - | - | - | 0 | - | - | - |
| 02 50 - 149 | 6 | - | - | 0 | - | - | - | - | - | 28 | - | - | - |
| 03 150 - 499 | 0 | - | - | - | - | - | - | - | - | 79 | - | - | - |
| 04 500 + | - | - | - | - | - | - | - | - | - | - | - | - | - |
| 05 INSGESAMT-TOTAAL-TOTAL | 6 | - | - | 0 | - | - | - | - | - | 107 | - | - | - |
| | 14 | 15 | 16 | 17 | 18 | 19 | 20 | 21 | 22 | 23 | 24 | 01-24 | |
| 01 0 - 49 | - | 1 | - | - | - | - | - | - | - | - | - | 1 | |
| 02 50 - 149 | - | 21 | - | - | 2 | - | - | - | - | 0 | - | 57 | |
| 03 150 - 499 | - | 38 | - | - | 10 | - | - | - | - | 14 | - | 142 | |
| 04 500 + | - | - | - | - | - | - | - | - | - | - | - | - | |
| 05 INSGESAMT-TOTAAL-TOTAL | - | 61 | - | - | 13 | - | - | - | - | 15 | - | 201 | |

B I N N E N W A S S E R - B I N N E N W A T E R E N - V O I E N A V I G A B L E
 INNERSTAATLICHER VERKEHR NACH ENTFERNUNGSABSCHNITT UND GUETERGRUPPE
 BINNENLANDS VERVOER NAAR AFSTANDSKLASSE EN GOEDERENGROEP
 TRAFIC NATIONAL PAR TRANCHE DE DISTANCE ET GROUPE DE MARCHANDISES

4.2.04 (4B)
 NEDERLAND
 1985
 MIO TKM

| ENTFERNUNG (KM) AFSTAND (KM) DISTANCE (KM) | GUETERGRUPPE | | | | GOEDERENGROEP | | | | GROUPE DE MARCHANDISES | | | | |
|--|--------------|------|-----|----|---------------|------|----|-----|------------------------|-----|----|-------|----|
| | 01 | 02 | 03 | 04 | 05 | 06 | 07 | 08 | 09 | 10 | 11 | 12 | 13 |
| 01 0 - 49 | 8 | 3 | 0 | 0 | - | 25 | 21 | 2 | 2 | 77 | 3 | 0 | 3 |
| 02 50 - 149 | 33 | 48 | 0 | 5 | 2 | 454 | 10 | 330 | 110 | 313 | 22 | 5 | 41 |
| 03 150 - 499 | 37 | 28 | 1 | 8 | 0 | 726 | 5 | 240 | 50 | 311 | 18 | 1 | 26 |
| 04 500 + | - | - | - | - | - | - | - | - | - | - | - | - | - |
| 05 INSGESAMT-TOTAAL-TOTAL | 78 | 79 | 1 | 13 | 2 | 1206 | 37 | 572 | 162 | 701 | 43 | 6 | 69 |
| | 14 | 15 | 16 | 17 | 18 | 19 | 20 | 21 | 22 | 23 | 24 | 01-24 | |
| 01 0 - 49 | 8 | 518 | 5 | 3 | 9 | - | 0 | 1 | 0 | 0 | 5 | 693 | |
| 02 50 - 149 | 56 | 1276 | 63 | - | 52 | 3 | 2 | 5 | - | 0 | 35 | 2865 | |
| 03 150 - 499 | 90 | 1203 | 289 | 18 | 90 | 4 | 1 | 4 | - | 0 | 10 | 3161 | |
| 04 500 + | - | - | - | - | - | - | - | - | - | - | - | - | |
| 05 INSGESAMT-TOTAAL-TOTAL | 154 | 2997 | 358 | 21 | 151 | 7 | 3 | 9 | 0 | 0 | 51 | 6719 | |

B I N N E N W A S S E R - B I N N E N W A T E R E N - V O I E N A V I G A B L E
 INNERSTAATLICHER VERKEHR NACH ENTFERNUNGSABSCHNITT UND GUETERGRUPPE
 BINNENLANDS VERVOER NAAR AFSTANDSKLASSE EN GOEDERENGROEP
 TRAFIC NATIONAL PAR TRANCHE DE DISTANCE ET GROUPE DE MARCHANDISES

4.2.05 (4B)
 BELGIQUE/BELGIE
 1985
 MIO TKM

| ENTFERNUNG (KM) AFSTAND (KM) DISTANCE (KM) | GUETERGRUPPE | | | | GOEDERENGROEP | | | | GROUPE DE MARCHANDISES | | | | |
|--|--------------|-----|----|----|---------------|----|----|-----|------------------------|-----|-----|-------|-----|
| | 01 | 02 | 03 | 04 | 05 | 06 | 07 | 08 | 09 | 10 | 11 | 12 | 13 |
| 01 0 - 49 | 4 | 0 | - | 0 | 0 | 21 | 5 | 20 | 0 | 102 | 1 | 4 | 9 |
| 02 50 - 149 | 31 | 1 | - | - | 0 | 31 | 15 | 196 | 1 | 286 | 119 | 38 | 68 |
| 03 150 - 499 | 12 | 0 | - | - | 0 | 8 | 1 | 22 | - | 26 | 3 | 0 | 27 |
| 04 500 + | - | - | - | - | - | - | - | - | - | - | - | - | - |
| 05 INSGESAMT-TOTAAL-TOTAL | 46 | 1 | - | 0 | 0 | 60 | 21 | 237 | 1 | 414 | 122 | 42 | 104 |
| | 14 | 15 | 16 | 17 | 18 | 19 | 20 | 21 | 22 | 23 | 24 | 01-24 | |
| 01 0 - 49 | 0 | 27 | 8 | 0 | 13 | 0 | 0 | 0 | - | 0 | 1 | 216 | |
| 02 50 - 149 | 71 | 156 | 50 | 4 | 64 | 4 | 1 | 2 | - | 0 | 1 | 1139 | |
| 03 150 - 499 | 9 | 162 | 26 | 6 | 20 | 0 | 0 | 0 | - | 0 | 0 | 322 | |
| 04 500 + | - | - | - | - | - | - | - | - | - | - | - | - | |
| 05 INSGESAMT-TOTAAL-TOTAL | 80 | 345 | 84 | 10 | 97 | 5 | 1 | 2 | - | 0 | 2 | 1677 | |

B I N N E N W A S S E R - B I N N E N W A T E R E N - V O I E N A V I G A B L E
 INNERSTAATLICHER VERKEHR NACH ENTFERNUNGSABSCHNITT UND GUETERGRUPPE
 BINNENLANDS VERVOER NAAR AFSTANDSKLASSE EN GOEDERENGROEP
 TRAFIC NATIONAL PAR TRANCHE DE DISTANCE ET GROUPE DE MARCHANDISES

4.2.07 (4B)
 EUR
 1985
 MIO TKM

| ENTFERNUNG (KM) AFSTAND (KM) DISTANCE (KM) | GUETERGRUPPE | | | | GOEDERENGROEP | | | | GROUPE DE MARCHANDISES | | | | |
|--|--------------|------|------|-----|---------------|------|-----|------|------------------------|------|-----|-------|------|
| | 01 | 02 | 03 | 04 | 05 | 06 | 07 | 08 | 09 | 10 | 11 | 12 | 13 |
| 01 0 - 49 | 18 | 3 | 0 | 1 | 0 | 60 | 29 | 47 | 3 | 261 | 5 | 4 | 151 |
| 02 50 - 149 | 170 | 49 | 0 | 8 | 7 | 524 | 40 | 740 | 130 | 1415 | 167 | 53 | 1351 |
| 03 150 - 499 | 1032 | 29 | 1 | 89 | 1 | 973 | 170 | 3692 | 55 | 2106 | 270 | 262 | 3961 |
| 04 500 + | 240 | 2 | - | 10 | 1 | 57 | 47 | 611 | 8 | 79 | 99 | 7 | 184 |
| 05 INSGESAMT-TOTAAL-TOTAL | 1460 | 82 | 1 | 108 | 9 | 1613 | 286 | 5089 | 196 | 3862 | 541 | 326 | 730 |
| | 14 | 15 | 16 | 17 | 18 | 19 | 20 | 21 | 22 | 23 | 24 | 01-24 | |
| 01 0 - 49 | 10 | 777 | 16 | 8 | 43 | 2 | 1 | 1 | 0 | 0 | 6 | 1308 | |
| 02 50 - 149 | 154 | 2717 | 159 | 22 | 212 | 23 | 14 | 8 | 0 | 21 | 46 | 6796 | |
| 03 150 - 499 | 202 | 4715 | 711 | 127 | 485 | 102 | 31 | 16 | 12 | 45 | 20 | 15542 | |
| 04 500 + | 12 | 672 | 217 | 2 | 97 | 49 | 6 | 5 | 16 | 1 | 1 | 2422 | |
| 05 INSGESAMT-TOTAAL-TOTAL | 377 | 8881 | 1103 | 159 | 837 | 175 | 51 | 30 | 29 | 49 | 73 | 26068 | |

B I N N E N W A S S E R - B I N N E N W A T E R E N - V O I E N A V I G A B L E 5.1.01:1 (2)
 INNERSTAATLICHER VERKEHR NACH REGION BR DEUTSCHLAND
 BINNENLANDS VERVOER NAAR GEBIED 1985
 TRAFIC NATIONAL PAR REGION 1000 T

| BELADEREGION GEBIED VAN LADING REGION DE CHARGEMENT | ENTLADEREGION | | | GEBIED VAN LOSSING | | | | REGION DE DECHARGEMENT | | | | |
|---|---------------|------|-----|--------------------|------|------|------|------------------------|------|-----|----|------|
| | 01 | 02 | 03 | 04 | 05 | 06 | 07 | 08 | 09 | 10 | 11 | 12 |
| 0101 SCHLESWIG-HOLSTEIN | 217 | 1102 | 105 | 32 | 135 | 15 | 27 | 27 | 8 | 4 | - | 1 |
| 0102 HAMBURG | 910 | - | 107 | 51 | 955 | 15 | 7 | 42 | 34 | 63 | - | 2 |
| 0103 NORDTEIL VON NIEDERSACHSEN | 10 | 353 | 149 | 459 | 46 | 520 | 29 | 2 | 3 | 4 | - | 0 |
| 0104 WESTTEIL VON NIEDERSACHSEN | 36 | 14 | 47 | 287 | 275 | 824 | 137 | 1089 | 140 | 157 | - | 26 |
| 0105 SUEOSTTEIL VON NIEDERSACHSEN | 102 | 1295 | 218 | 449 | 67 | 192 | 46 | 220 | 290 | 40 | - | 9 |
| 0106 BREMEN | 13 | 9 | 35 | 368 | 68 | 823 | 29 | 83 | 43 | 140 | - | 7 |
| 0107 NORDTEIL VON NORDRHEIN-WESTFAL | 0 | 9 | 15 | 639 | 46 | 2 | 588 | 1019 | 1411 | 13 | - | 133 |
| 0108 RUHRGEBIET | 68 | 94 | 86 | 728 | 1905 | 411 | 305 | 1761 | 1345 | 81 | - | 1264 |
| 0109 SUEOWEST V. NORDRH.-WESTFALEN | 16 | 30 | 20 | 76 | 6 | 30 | 245 | 503 | 2010 | 5 | - | 484 |
| 0110 OSTTEIL V. NORDRHEIN-WESTFALEN | 0 | 2 | 24 | 303 | 5 | 464 | 100 | 7 | 6 | 43 | - | 0 |
| 0111 NORDTEIL VON HESSEN | - | - | - | - | - | - | - | - | - | - | - | - |
| 0112 SUEOTTEIL VON HESSEN | 1 | 1 | - | 27 | 20 | 7 | 30 | 138 | 106 | 11 | - | 345 |
| 0113 NORDTEIL VON RHEINLAND-PFALZ | 13 | 39 | 11 | 265 | 18 | 17 | 118 | 319 | 39 | 5 | - | 36 |
| 0114 SUEOTTEIL VON RHEINLAND-PFALZ | 20 | 3 | 1 | 23 | 8 | 7 | 22 | 91 | 315 | 2 | - | 778 |
| 0115 BADEN-WUERTTEMBERG NORD-WEST | - | 2 | - | 27 | 1 | 7 | 143 | 247 | 331 | 1 | - | 2261 |
| 0116 BADEN-WUERTTEMBERG OST | 1 | 8 | 1 | 6 | 1 | 4 | 9 | 442 | 637 | 10 | - | 549 |
| 0117 BADEN-WUERTTEMBERG SUEOWEST | 12 | 3 | 28 | 25 | 21 | 2 | 85 | 189 | 47 | 22 | - | 771 |
| 0118 NORDBAYERN | 0 | 3 | - | 17 | 2 | 5 | 27 | 450 | 155 | 14 | - | 96 |
| 0119 OSTBAYERN | - | - | - | - | - | - | - | - | - | - | - | - |
| 0120 SUEDBAYERN | - | - | - | - | - | - | - | - | - | - | - | - |
| 0121 SAARLAND | - | - | - | - | - | - | - | - | - | - | - | - |
| 0122 BERLIN (WEST) | 16 | 251 | 68 | 2 | 10 | 11 | 32 | 8 | 13 | 0 | - | 1 |
| 0199 UNBEKANNT-ONBEKEND-INCONNU | - | - | - | - | - | - | - | - | - | - | - | - |
| 0195 INSGESAMT-TOTAAL-TOTAL | 1434 | 3217 | 914 | 3812 | 3591 | 3356 | 1979 | 6719 | 6935 | 615 | - | 6763 |

B I N N E N W A S S E R - B I N N E N W A T E R E N - V O I E N A V I G A B L E 5.1.01:2 (2)
 INNERSTAATLICHER VERKEHR NACH REGION BR DEUTSCHLAND
 BINNENLANDS VERVOER NAAR GEBIED 1985
 TRAFIC NATIONAL PAR REGION 1000 T

| BELADEREGION GEBIED VAN LADING REGION DE CHARGEMENT | ENTLADEREGION | | | GEBIED VAN LOSSING | | | | REGION DE DECHARGEMENT | | | | UNBEKA. ONBEKE. INCONNU | INSG. TOTAL |
|---|---------------|------|------|--------------------|-----|------|-----|------------------------|----|------|------|-------------------------------|----------------|
| | 13 | 14 | 15 | 16 | 17 | 18 | 19 | 20 | 21 | 22 | | | |
| 0101 SCHLESWIG-HOLSTEIN | - | - | 2 | - | - | - | - | - | - | - | 30 | - | 1705 |
| 0102 HAMBURG | 10 | 6 | 1 | 4 | 3 | 8 | - | - | - | - | 1180 | - | 3396 |
| 0103 NORDTEIL VON NIEDERSACHSEN | - | - | - | 9 | - | - | - | - | - | - | 28 | - | 1613 |
| 0104 WESTTEIL VON NIEDERSACHSEN | 5 | 63 | 3 | 6 | 29 | 12 | - | - | - | 0 | 28 | - | 3179 |
| 0105 SUEOSTTEIL VON NIEDERSACHSEN | 14 | 23 | 29 | 26 | 1 | 8 | - | - | - | 2 | 221 | - | 3252 |
| 0106 BREMEN | 6 | 8 | 3 | 3 | 4 | 14 | - | - | - | - | 8 | - | 1666 |
| 0107 NORDTEIL VON NORDRHEIN-WESTFAL | 303 | 30 | 83 | 75 | 9 | 39 | - | - | - | 3 | 12 | - | 4430 |
| 0108 RUHRGEBIET | 278 | 1005 | 885 | 1192 | 102 | 743 | - | - | - | 2 | 687 | - | 12939 |
| 0109 SUEOWEST V. NORDRH.-WESTFALEN | 650 | 727 | 722 | 84 | 23 | 125 | - | - | - | 0 | 25 | - | 5761 |
| 0110 OSTTEIL V. NORDRHEIN-WESTFALEN | - | - | 1 | - | - | - | - | - | - | - | 11 | - | 965 |
| 0111 NORDTEIL VON HESSEN | - | - | - | - | - | - | - | - | - | - | - | - | - |
| 0112 SUEOTTEIL VON HESSEN | 13 | 141 | 282 | 71 | 42 | 142 | - | - | - | - | - | - | 1375 |
| 0113 NORDTEIL VON RHEINLAND-PFALZ | 59 | 31 | 107 | 212 | 54 | 64 | - | - | - | - | 3 | - | 1408 |
| 0114 SUEOTTEIL VON RHEINLAND-PFALZ | 363 | 1835 | 918 | 320 | 149 | 127 | - | - | - | - | - | - | 4980 |
| 0115 BADEN-WUERTTEMBERG NORD-WEST | 202 | 982 | 2024 | 788 | 252 | 201 | - | - | - | - | - | - | 7470 |
| 0116 BADEN-WUERTTEMBERG OST | 31 | 541 | 44 | 128 | 61 | 4 | - | - | - | - | - | - | 2477 |
| 0117 BADEN-WUERTTEMBERG SUEOWEST | 109 | 449 | 372 | 569 | 34 | 28 | - | - | - | 3 | 6 | - | 2773 |
| 0118 NORDBAYERN | 50 | 107 | 9 | 36 | 37 | 2319 | - | - | - | 4 | - | - | 3328 |
| 0119 OSTBAYERN | - | - | - | - | - | - | 437 | - | - | - | - | - | 437 |
| 0120 SUEDBAYERN | - | - | - | - | - | - | - | - | - | - | - | - | - |
| 0121 SAARLAND | - | 1 | - | - | 14 | - | - | - | - | - | - | - | 23 |
| 0122 BERLIN (WEST) | 16 | - | 5 | - | - | - | - | - | - | - | - | - | 539 |
| 0199 UNBEKANNT-ONBEKEND-INCONNU | - | - | - | - | - | - | - | - | - | - | - | - | - |
| 0195 INSGESAMT-TOTAAL-TOTAL | 2088 | 5947 | 5487 | 3522 | 814 | 3834 | 437 | - | 10 | 2243 | - | - | 63715 |

B INNENWASSER - BINNENWATEREN - VOIE NAVIGABLE
 INNERSTAATLICHER VERKEHR NACH REGION
 BINNENLANDS VERVOER NAAR GEBIED
 TRAFIC NATIONAL PAR REGION

5.1.02:1 (2)
 FRANCE
 1985
 1000 T

| BELADEREGION GEBIED VAN LADING REGION DE CHARGEMENT | ENTLADEREGION | | | | GEBIED VAN LOSSING | | | | REGION DE DECHARGEMENT | | | |
|---|---------------|-------|-----|-----|--------------------|----|------|-----|------------------------|----|------|------|
| | 01 | 02 | 03 | 04 | 05 | 06 | 07 | 08 | 09 | 10 | 11 | 12 |
| 0211 ILE-DE-FRANCE | 01 | 4485 | 4 | 88 | 1884 | 0 | 154 | - | 13 | - | 0 | - |
| 0221 CHAMPAGNE-ARDENNES | 02 | 49 | 15 | 34 | 277 | 0 | 105 | 64 | 18 | 0 | - | - |
| 0222 PICARDIE | 03 | 398 | 11 | 140 | 942 | - | 583 | - | - | - | - | - |
| 0223 HAUTE-NORMANDIE | 04 | 5776 | 9 | 358 | 1723 | 1 | 43 | 0 | - | 46 | - | - |
| 0224 CENTRE | 05 | 86 | - | 17 | 67 | - | 16 | - | 1 | - | - | - |
| 0231 NORD-PAS-DE-CALAIS | 06 | 149 | 22 | 26 | 8 | - | 2713 | 50 | 0 | 1 | - | - |
| 0241 LORRAINE | 07 | 17 | 90 | 15 | - | - | 75 | 623 | 51 | - | - | - |
| 0242 ALSACE | 08 | 27 | 29 | 43 | - | 4 | 11 | 13 | 819 | - | - | - |
| 0243 FRANCHE-COMTE | 09 | - | 2 | 0 | - | - | 1 | 2 | 12 | 72 | - | - |
| 0251 BASSE-NORMANDIE | 10 | 6 | 1 | - | 12 | - | - | - | - | - | - | - |
| 0252 PAYS DE LA LOIRE | 11 | - | - | - | - | - | - | - | - | - | 1351 | - |
| 0253 BRETAGNE | 12 | - | - | - | - | - | - | - | - | - | - | - |
| 0261 LIMOUSIN | 13 | - | - | - | - | - | - | - | - | - | - | - |
| 0262 AUVERGNE | 14 | - | - | - | - | - | - | - | - | - | - | - |
| 0271 POITOU-CHARENTES | 15 | - | - | - | - | - | - | - | - | - | - | - |
| 0272 AQUITAINE | 16 | - | - | - | - | - | - | - | - | - | - | - |
| 0273 MIDI-PYRENEES | 17 | - | - | - | - | - | - | - | - | - | - | - |
| 0281 BOURGOGNE | 18 | 201 | - | 21 | 122 | - | 18 | 0 | 30 | 0 | - | - |
| 0282 RHONE-ALPES | 19 | 1 | - | 0 | - | - | 3 | - | 4 | 0 | - | - |
| 0291 LANGUEDOC-ROUSILLON | 20 | - | - | - | - | - | - | - | - | - | - | - |
| 0293 PROVENCE-ALPES-COTE D'AZUR | 21 | 2 | - | 1 | - | - | - | - | - | - | - | - |
| 0294 CORSE | 22 | - | - | - | - | - | - | - | - | - | - | - |
| 0299 UNBEKANNT-ONBEKEND-INCONNU | | - | - | - | - | - | - | - | - | - | - | - |
| 0295 INSGESAMT-TOTAAL-TOTAL | | 11196 | 183 | 743 | 5036 | 6 | 3722 | 752 | 948 | 74 | 46 | 1351 |

B INNENWASSER - BINNENWATEREN - VOIE NAVIGABLE
 INNERSTAATLICHER VERKEHR NACH REGION
 BINNENLANDS VERVOER NAAR GEBIED
 TRAFIC NATIONAL PAR REGION

5.1.02:2 (2)
 FRANCE
 1985
 1000 T

| BELADEREGION GEBIED VAN LADING REGION DE CHARGEMENT | ENTLADEREGION | | | | GEBIED VAN LOSSING | | | | REGION DE DECHARGEMENT | | | | UNBEKA. ONBEK. INCONNU | INSG. TOTAAL TOTAL |
|---|---------------|----|----|----|--------------------|----|------|------|------------------------|-----|---|---|------------------------------|--------------------------|
| | 13 | 14 | 15 | 16 | 17 | 18 | 19 | 20 | 21 | 22 | | | | |
| 0211 ILE-DE-FRANCE | 01 | - | 1 | - | - | - | 6 | 1 | - | 1 | - | - | 6638 | |
| 0221 CHAMPAGNE-ARDENNES | 02 | - | 1 | - | - | - | 2 | 1 | 2 | 1 | - | - | 570 | |
| 0222 PICARDIE | 03 | - | - | - | - | - | - | 5 | 4 | 1 | - | - | 2084 | |
| 0223 HAUTE-NORMANDIE | 04 | - | - | - | - | - | 3 | 1 | 1 | - | - | - | 7961 | |
| 0224 CENTRE | 05 | - | - | - | - | - | 14 | 2 | - | - | - | - | 204 | |
| 0231 NORD-PAS-DE-CALAIS | 06 | - | - | - | - | - | 4 | 8 | - | 1 | - | - | 2982 | |
| 0241 LORRAINE | 07 | - | - | - | - | - | 4 | 1 | 6 | 4 | - | - | 885 | |
| 0242 ALSACE | 08 | - | - | - | - | - | 1 | 12 | - | - | - | - | 960 | |
| 0243 FRANCHE-COMTE | 09 | - | - | - | - | - | 3 | - | - | 0 | - | - | 91 | |
| 0251 BASSE-NORMANDIE | 10 | - | - | - | - | - | - | - | - | - | - | - | 19 | |
| 0252 PAYS DE LA LOIRE | 11 | - | - | - | - | - | - | - | - | - | - | - | 1351 | |
| 0253 BRETAGNE | 12 | - | - | - | - | - | - | - | - | - | - | - | - | |
| 0261 LIMOUSIN | 13 | - | - | - | - | - | - | - | - | - | - | - | - | |
| 0262 AUVERGNE | 14 | - | - | - | - | - | - | - | - | - | - | - | - | |
| 0271 POITOU-CHARENTES | 15 | - | - | - | - | - | - | - | - | - | - | - | - | |
| 0272 AQUITAINE | 16 | - | - | - | 1721 | - | - | - | - | - | - | - | 1729 | |
| 0273 MIDI-PYRENEES | 17 | - | - | - | 5 | 22 | - | - | - | - | - | - | 27 | |
| 0281 BOURGOGNE | 18 | - | - | - | - | - | 956 | 316 | 35 | 22 | - | - | 1722 | |
| 0282 RHONE-ALPES | 19 | - | - | - | - | - | 260 | 1672 | 45 | 265 | - | - | 2251 | |
| 0291 LANGUEDOC-ROUSILLON | 20 | - | - | - | 6 | - | 2 | 70 | - | 10 | - | - | 88 | |
| 0293 PROVENCE-ALPES-COTE D'AZUR | 21 | - | - | - | - | - | 16 | 725 | 67 | 83 | - | - | 892 | |
| 0294 CORSE | 22 | - | - | - | - | - | - | - | - | - | - | - | - | |
| 0299 UNBEKANNT-ONBEKEND-INCONNU | | - | - | - | - | - | - | - | - | - | - | - | - | |
| 0295 INSGESAMT-TOTAAL-TOTAL | | - | 1 | - | 1732 | 29 | 1271 | 2815 | 159 | 389 | - | - | 30455 | |

B I N N E N W A S S E R - B I N N E N W A T E R E N - V O I E N A V I G A B L E
 INNERSTAATLICHER VERKEHR NACH REGION
 BINNENLANDS VERVOER NAAR GEBIED
 TRAFIC NATIONAL PAR REGION

5.1.03 (2)
 HEDERLAND
 1985
 1000 T

| BELADEREGION GEBIED VAN LADING REGION DE CHARGEMENT | ENTLADEREGION - GEBIED VAN LOSSING - REGION DE DECHARGEMENT | | | | | | | UNBEKA. ONBEKE. INCONNU | INSG. TOTAAL |
|---|---|-------|-------|------|------|-------|-------|-------------------------------|-----------------|
| | 01 | 02 | 03 | 04 | 05 | 06 | 07 | | |
| 0401 NOORD | 1223 | 2003 | 277 | 69 | 1 | 40 | 168 | - | 3782 |
| 0402 OVERIG WEST | 107 | 4540 | 1676 | 1883 | 20 | 471 | 182 | - | 8879 |
| 0403 RIJNSMOND | 1250 | 4435 | 6488 | 1163 | 615 | 6778 | 4452 | - | 25181 |
| 0404 NOORDZEEKANAALGEBIED | 755 | 2334 | 2691 | 2276 | 16 | 1758 | 1841 | - | 11670 |
| 0405 ZUIDWEST | 186 | 516 | 1016 | 75 | 1154 | 629 | 207 | - | 3784 |
| 0406 ZUID | 198 | 3811 | 1868 | 559 | 502 | 5200 | 1459 | - | 13596 |
| 0407 OOST | 379 | 3491 | 850 | 392 | 96 | 837 | 2059 | - | 8104 |
| 0499 UNBEKANNT-ONBEKEND-INCONNU | - | - | - | - | - | - | - | - | - |
| 0495 INSGESAMT-TOTAAL-TOTAL | 4098 | 21130 | 14867 | 6417 | 2403 | 15713 | 10367 | - | 74995 |

B I N N E N W A S S E R - B I N N E N W A T E R E N - V O I E N A V I G A B L E
 INNERSTAATLICHER VERKEHR NACH REGION
 BINNENLANDS VERVOER NAAR GEBIED
 TRAFIC NATIONAL PAR REGION

5.1.04 (2)
 BELGIQUE/BELGIE
 1985
 1000 T

| BELADEREGION GEBIED VAN LADING REGION DE CHARGEMENT | ENTLADEREGION - GEBIED VAN LOSSING REGION DE DECHARGEMENT | | | | UNBEKA. ONBEKE. INCONNU | INSG. TOTAAL |
|---|--|------|------|------|-------------------------------|-----------------|
| | 01 | 02 | 03 | 04 | | |
| 0501 VLAAMS GEWEST EXCL. ANTWERPEN | 2824 | 2306 | 658 | 103 | - | 5891 |
| 0502 ANTWERPEN | 6113 | 1492 | 2932 | 900 | - | 11436 |
| 0503 REGION WALLONNE | 1001 | 1484 | 1462 | 106 | - | 4053 |
| 0504 BRUXELLES/BRUSSEL | 22 | 33 | 2 | - | - | 56 |
| 0599 UNBEKANNT-ONBEKEND-INCONNU | - | - | - | - | - | - |
| 0595 INSGESAMT-TOTAAL-TOTAL | 9960 | 5315 | 5053 | 1109 | - | 21437 |

B I N N E N W A S S E R - B I N N E N W A T E R E N - V O I E N A V I G A B L E 5.2.01:1 (3)
 INNERSTAATLICHER VERKEHR NACH REGION UND GUETERGRUPPE BR DEUTSCHLAND
 BINNENLANDS VERVOER NAAR GEBIED EN GOEDERENGROEP 1985
 TRAFIC NATIONAL PAR REGION ET GROUPE DE MARCHANDISES 1000 T

| REGION - GEBIED - REGION | GUETERGRUPPE | | | | GOEDERENGROEP | | | | GROUPE DE MARCHANDISES | | | | |
|---|--------------|----|----|-----|---------------|------|-----|-------|------------------------|-------|------|-----|------|
| | 01 | 02 | 03 | 04 | 05 | 06 | 07 | 08 | 09 | 10 | 11 | 12 | 13 |
| A. EMPFANG AUS ANDEREN REGIONEN AANVOER UIT ANDERE GEBIEDEN RECEPTIONS DES AUTRES REGIONS | | | | | | | | | | | | | |
| 0101 SCHLESWIG-HOLSTEIN | 26 | - | - | 0 | 23 | 254 | 1 | 19 | 129 | 472 | 20 | 1 | 9 |
| 0102 HAMBURG | 141 | - | - | 2 | - | 111 | 51 | 80 | - | 1067 | 125 | 4 | 332 |
| 0103 NORDTEIL VON NIEDERSACHSEN | 6 | 0 | - | 24 | - | 16 | 16 | 44 | - | 160 | 48 | - | 24 |
| 0104 WESTTEIL VON NIEDERSACHSEN | 170 | 1 | - | 124 | 0 | 35 | 13 | 240 | 1 | 179 | 195 | 11 | 77 |
| 0105 SUEDOSTTEIL VON NIEDERSACHSEN | 16 | 0 | - | 1 | - | 15 | 7 | 1997 | 44 | 1013 | 63 | 50 | 159 |
| 0106 BREMEN | 67 | - | - | 11 | 2 | 334 | 1 | 537 | - | 129 | 113 | 18 | 100 |
| 0107 NORDTEIL VON NORDRHEIN-WESTFALEN | 48 | - | 1 | 10 | - | 46 | 148 | 212 | - | 338 | 0 | - | 12 |
| 0108 RUHRGEBIET | 164 | - | - | 82 | - | 59 | 28 | 124 | - | 533 | 165 | 877 | 188 |
| 0109 SUEDWEST V. NORDRH.-WESTFALEN | 179 | - | - | 1 | - | 27 | 83 | 720 | - | 1043 | 37 | 1 | 52 |
| 0110 OSTTEIL V. NORDRHEIN-WESTFALEN | 48 | - | - | 51 | - | 33 | - | 5 | - | 293 | - | - | 42 |
| 0111 NORDTEIL VON HESSEN | - | - | - | - | - | - | - | - | - | - | - | - | - |
| 0112 SUEDTEIL VON HESSEN | 6 | - | - | - | - | 17 | 0 | 1053 | 3 | 2238 | 46 | 0 | 56 |
| 0113 NORDTEIL VON RHEINLAND-PFALZ | 20 | - | - | 1 | - | 15 | 0 | 94 | - | 897 | 77 | 2 | 84 |
| 0114 SUEDTEIL VON RHEINLAND-PFALZ | 17 | - | - | - | 0 | 7 | 29 | 1033 | - | 1023 | 1 | 1 | 9 |
| 0115 BADEN-WUERTTEMBERG NORD-WEST | 28 | - | - | 0 | - | 8 | 76 | 1095 | - | 704 | 30 | 7 | 110 |
| 0116 BADEN-WUERTTEMBERG OST | 4 | - | - | - | 1 | 36 | 17 | 1113 | - | 75 | 5 | - | 106 |
| 0117 BADEN-WUERTTEMBERG SUED-WEST | 0 | - | - | 1 | - | 12 | - | 42 | - | 196 | 364 | 3 | 2 |
| 0118 NORDBAYERN | 2 | - | - | - | - | 89 | - | 757 | - | 250 | 8 | 1 | 7 |
| 0119 OSTBAYERN | - | - | - | - | - | - | - | - | - | - | - | - | - |
| 0120 SUEDBAYERN | - | - | - | - | - | - | - | - | - | - | - | - | - |
| 0121 SAARLAND | - | - | - | - | - | - | - | - | - | 3 | 2 | - | 2 |
| 0122 BERLIN (WEST) | 11 | - | - | 0 | - | 2 | - | 872 | 6 | 933 | 2 | 3 | 196 |
| 0199 UNBEKANNT-ONBEKEND-INCONNU | - | - | - | - | - | - | - | - | - | - | - | - | - |
| 0195 ZUSAMMEN-TOTAAL-TOTAL A | 952 | 1 | 1 | 308 | 25 | 1113 | 470 | 10038 | 184 | 11544 | 1300 | 978 | 1569 |

B I N N E N W A S S E R - B I N N E N W A T E R E N - V O I E N A V I G A B L E 5.2.01:2 (3)
 INNERSTAATLICHER VERKEHR NACH REGION UND GUETERGRUPPE BR DEUTSCHLAND
 BINNENLANDS VERVOER NAAR GEBIED EN GOEDERENGROEP 1985
 TRAFIC NATIONAL PAR REGION ET GROUPE DE MARCHANDISES 1000 T

| REGION - GEBIED - REGION | GUETERGRUPPE | | | | GOEDERENGROEP | | | | GROUPE DE MARCHANDISES | | | | |
|---|--------------|-------|------|-----|---------------|-----|----|----|------------------------|-----|----|-------|--|
| | 14 | 15 | 16 | 17 | 18 | 19 | 20 | 21 | 22 | 23 | 24 | 01-24 | |
| A. EMPFANG AUS ANDEREN REGIONEN AANVOER UIT ANDERE GEBIEDEN RECEPTIONS DES AUTRES REGIONS | | | | | | | | | | | | | |
| 0101 SCHLESWIG-HOLSTEIN | 5 | 65 | 119 | 1 | 2 | 66 | 2 | 4 | 1 | 1 | 0 | 1218 | |
| 0102 HAMBURG | 5 | 889 | 121 | - | 243 | 2 | 33 | 4 | 1 | 5 | 2 | 3217 | |
| 0103 NORDTEIL VON NIEDERSACHSEN | 2 | 273 | 78 | - | 47 | 10 | - | - | 16 | - | - | 765 | |
| 0104 WESTTEIL VON NIEDERSACHSEN | 15 | 1918 | 203 | 99 | 84 | 136 | 1 | 4 | 6 | 12 | 1 | 3525 | |
| 0105 SUEDOSTTEIL VON NIEDERSACHSEN | 1 | 57 | 57 | - | 20 | 14 | 1 | 1 | 3 | 4 | - | 3524 | |
| 0106 BREMEN | 6 | 1122 | 21 | 12 | 16 | 4 | 9 | 10 | 0 | 9 | 10 | 2532 | |
| 0107 NORDTEIL VON NORDRHEIN-WESTFALEN | 4 | 490 | 67 | - | 13 | - | - | 0 | - | 0 | 2 | 1391 | |
| 0108 RUHRGEBIET | 1 | 2104 | 54 | 191 | 175 | 148 | 2 | 1 | 12 | 48 | 1 | 4957 | |
| 0109 SUEDWEST V. NORDRH.-WESTFALEN | 2 | 2259 | 126 | 32 | 283 | 59 | 1 | 4 | - | 13 | 4 | 4925 | |
| 0110 OSTTEIL V. NORDRHEIN-WESTFALEN | 2 | 21 | 25 | - | - | 42 | 0 | 0 | - | 10 | - | 572 | |
| 0111 NORDTEIL VON HESSEN | - | - | - | - | - | - | - | - | - | - | - | - | |
| 0112 SUEDTEIL VON HESSEN | 2 | 2732 | 92 | 26 | 139 | - | - | 1 | - | - | 0 | 6419 | |
| 0113 NORDTEIL VON RHEINLAND-PFALZ | 51 | 681 | 65 | - | 11 | 4 | 1 | 0 | 3 | 2 | 20 | 2029 | |
| 0114 SUEDTEIL VON RHEINLAND-PFALZ | 2 | 1289 | 18 | 21 | 645 | 4 | 2 | 1 | 11 | 0 | 0 | 4112 | |
| 0115 BADEN-WUERTTEMBERG NORD-WEST | 4 | 1142 | 9 | 15 | 221 | 3 | 1 | 11 | - | 0 | 0 | 3463 | |
| 0116 BADEN-WUERTTEMBERG OST | 26 | 1821 | 122 | - | 66 | - | 0 | 2 | - | 0 | - | 3394 | |
| 0117 BADEN-WUERTTEMBERG SUED-WEST | 73 | 56 | 5 | - | 12 | 7 | - | - | 5 | - | - | 779 | |
| 0118 NORDBAYERN | 9 | 112 | 180 | - | 84 | 15 | 0 | - | 0 | - | - | 1515 | |
| 0119 OSTBAYERN | - | - | - | - | - | - | - | - | - | - | - | - | |
| 0120 SUEDBAYERN | - | - | - | - | - | - | - | - | - | - | - | - | |
| 0121 SAARLAND | - | 3 | - | - | 0 | - | - | 0 | - | - | - | 10 | |
| 0122 BERLIN (WEST) | 155 | 53 | - | - | 3 | 4 | 2 | 1 | 1 | 0 | 0 | 2243 | |
| 0199 UNBEKANNT-ONBEKEND-INCONNU | - | - | - | - | - | - | - | - | - | - | - | - | |
| 0195 ZUSAMMEN-TOTAAL-TOTAL A | 365 | 17086 | 1363 | 398 | 2065 | 519 | 55 | 43 | 61 | 110 | 40 | 50590 | |

B I N N E N W A S S E R - B I N N E N W A T E R E N - V O I E N A V I G A B L E 5.2.01:3 (3)
 INNERSTAATLICHER VERKEHR NACH REGION UND GUETERGRUPPE BR DEUTSCHLAND
 BINNENLANDS VERVOER NAAR GEBIED EN GOEDERENGROEP 1985
 TRAFIC NATIONAL PAR REGION ET GROUPE DE MARCHANDISES 1000 T

| REGION - GEBIED - REGION | GUETERGRUPPE | | | | GOEDERENGROEP | | | | GROUPE DE MARCHANDISES | | | | |
|--|--------------|----|----|-----|---------------|------|-----|-------|------------------------|-------|------|-----|------|
| | 01 | 02 | 03 | 04 | 05 | 06 | 07 | 08 | 09 | 10 | 11 | 12 | 13 |
| B. VERSAND NACH ANDEREN REGIONEN AFVOER NAAR ANDERE GEBIEDEN EXPEDITIONS VERS LES AUTRES REGIONS | | | | | | | | | | | | | |
| 0101 SCHLESWIG-HOLSTEIN | 84 | - | - | - | - | 31 | 65 | 15 | 0 | 929 | 23 | - | 17 |
| 0102 HAMBURG | 28 | - | - | 17 | 25 | 271 | 17 | 197 | 135 | 2228 | 65 | 8 | 244 |
| 0103 NORDTEIL VON NIEDERSACHSEN | 25 | - | - | 1 | 1 | 4 | 5 | 1 | 32 | 13 | 18 | 0 | 1 |
| 0104 WESTTEIL VON NIEDERSACHSEN | 57 | 0 | - | 57 | - | 313 | 23 | 356 | - | 486 | 99 | 862 | 148 |
| 0105 SUEOSTTEIL VON NIEDERSACHSEN | 221 | - | - | 1 | - | 93 | 15 | 67 | - | 416 | 294 | 79 | 288 |
| 0106 BREMEN | 61 | 1 | - | 57 | 0 | 46 | 20 | 1 | 1 | 197 | 20 | - | 31 |
| 0107 NORDTEIL VON NORDRHEIN-WESTFALEN | 2 | - | - | - | - | 14 | 55 | 459 | - | 247 | 1 | - | 20 |
| 0108 RUHRGEBIET | 8 | - | - | 1 | - | 21 | 24 | 7848 | - | 1334 | 166 | 15 | 306 |
| 0109 SUEHWEST .V. NORDRH. -WESTFALEN | 9 | - | - | 31 | - | 91 | 32 | 942 | 3 | 1644 | 65 | 3 | 24 |
| 0110 OSTTEIL V. NORDRHEIN-WESTFALEN | 28 | - | - | - | - | 0 | 7 | 1 | - | 5 | 2 | - | 1 |
| 0111 NORDTEIL VON HESSEN | - | - | - | - | - | - | - | - | - | - | - | - | - |
| 0112 SUEDETEIL VON HESSEN | 53 | - | 1 | - | - | 9 | 3 | 48 | 12 | 401 | 50 | - | 4 |
| 0113 NORDTEIL VON RHEINLAND-PFALZ | 41 | - | - | 99 | 0 | 43 | 14 | 15 | - | 21 | 3 | 4 | 29 |
| 0114 SUEDETEIL VON RHEINLAND-PFALZ | 40 | - | - | - | - | 51 | 16 | 8 | 1 | 814 | 53 | 0 | 0 |
| 0115 BADEN-WUERTTEMBERG NORD-WEST | 12 | - | - | 1 | - | 95 | 101 | 7 | - | 2772 | 145 | - | 3 |
| 0116 BADEN-WUERTTEMBERG OST | 77 | - | - | 35 | - | 2 | 14 | 5 | - | 1 | 138 | - | 2 |
| 0117 BADEN-WUERTTEMBERG SUEW-WEST | 51 | - | - | 7 | - | 1 | 13 | 1 | - | 4 | 17 | 3 | 270 |
| 0118 NORDBAYERN | 147 | - | - | 1 | - | 5 | 46 | 6 | - | 7 | 39 | - | 6 |
| 0119 OSTBAYERN | - | - | - | - | - | - | - | - | - | - | - | - | - |
| 0120 SUEDBAYERN | - | - | - | - | - | - | - | - | - | - | - | - | - |
| 0121 SAARLAND | - | - | - | - | - | - | - | 17 | - | - | - | - | 2 |
| 0122 BERLIN (WEST) | 10 | - | - | - | - | 26 | 0 | 45 | - | 28 | 103 | 4 | 173 |
| 0199 UNBEKANNT-ONBEKEND-INCONNU | - | - | - | - | - | - | - | - | - | - | - | - | - |
| 0195 ZUSAMMEN-TOTAAL-TOTAL B | 952 | 1 | 1 | 308 | 25 | 1113 | 470 | 10038 | 184 | 11544 | 1300 | 978 | 1569 |

B I N N E N W A S S E R - B I N N E N W A T E R E N - V O I E N A V I G A B L E 5.2.01:4 (3)
 INNERSTAATLICHER VERKEHR NACH REGION UND GUETERGRUPPE BR DEUTSCHLAND
 BINNENLANDS VERVOER NAAR GEBIED EN GOEDERENGROEP 1985
 TRAFIC NATIONAL PAR REGION ET GROUPE DE MARCHANDISES 1000 T

| REGION - GEBIED - REGION | GUETERGRUPPE | | | | GOEDERENGROEP | | | | GROUPE DE MARCHANDISES | | | | |
|--|--------------|-------|------|-----|---------------|-----|----|----|------------------------|-----|----|-------|--|
| | 14 | 15 | 16 | 17 | 18 | 19 | 20 | 21 | 22 | 23 | 24 | 01-24 | |
| B. VERSAND NACH ANDEREN REGIONEN AFVOER NAAR ANDERE GEBIEDEN EXPEDITIONS VERS LES AUTRES REGIONS | | | | | | | | | | | | | |
| 0101 SCHLESWIG-HOLSTEIN | 21 | 258 | 23 | - | 5 | 6 | 2 | 1 | 8 | 1 | 0 | 1488 | |
| 0102 HAMBURG | 10 | 32 | 14 | 1 | 15 | 76 | 2 | 2 | 3 | 7 | 1 | 3396 | |
| 0103 NORDTEIL VON NIEDERSACHSEN | 31 | 1124 | 9 | - | 198 | - | 2 | - | 0 | - | 1 | 1464 | |
| 0104 WESTTEIL VON NIEDERSACHSEN | 5 | 13 | 50 | 1 | 93 | 171 | 5 | 6 | 15 | 9 | 2 | 2892 | |
| 0105 SUEOSTTEIL VON NIEDERSACHSEN | 96 | 930 | 486 | - | 197 | - | 2 | 2 | 1 | 0 | - | 3185 | |
| 0106 BREMEN | 6 | 56 | 6 | - | 57 | 259 | 2 | 0 | 2 | 19 | 1 | 843 | |
| 0107 NORDTEIL VON NORDRHEIN-WESTFALEN | 2 | 2962 | 4 | 2 | 73 | - | 0 | 0 | - | - | 0 | 3842 | |
| 0108 RUHRGEBIET | 7 | 622 | 338 | 148 | 300 | 1 | 4 | 8 | 5 | 0 | 23 | 11178 | |
| 0109 SUEHWEST .V. NORDRH. -WESTFALEN | 1 | 80 | 80 | 153 | 584 | 1 | 2 | 1 | - | 1 | 5 | 3751 | |
| 0110 OSTTEIL V. NORDRHEIN-WESTFALEN | 1 | 872 | 5 | - | - | 1 | - | - | - | - | - | 922 | |
| 0111 NORDTEIL VON HESSEN | - | - | - | - | - | - | - | - | - | - | - | - | |
| 0112 SUEDETEIL VON HESSEN | 6 | 128 | 19 | 1 | 296 | 0 | 0 | 0 | - | - | 1 | 1030 | |
| 0113 NORDTEIL VON RHEINLAND-PFALZ | 46 | 1018 | 12 | - | 1 | 1 | 0 | 0 | 5 | 0 | - | 1350 | |
| 0114 SUEDETEIL VON RHEINLAND-PFALZ | 98 | 1666 | 287 | 9 | 98 | 1 | - | - | - | - | 3 | 3146 | |
| 0115 BADEN-WUERTTEMBERG NORD-WEST | 1 | 1983 | 25 | 83 | 143 | 1 | 3 | 0 | 1 | 69 | 1 | 5446 | |
| 0116 BADEN-WUERTTEMBERG OST | 1 | 2061 | - | - | 1 | - | 1 | 8 | 1 | 0 | 1 | 2348 | |
| 0117 BADEN-WUERTTEMBERG SUEW-WEST | 0 | 2359 | 3 | - | 3 | - | 2 | 4 | - | 0 | 0 | 2738 | |
| 0118 NORDBAYERN | 27 | 717 | 2 | - | 2 | - | 1 | 0 | 1 | 0 | 0 | 1009 | |
| 0119 OSTBAYERN | - | - | - | - | - | - | - | - | - | - | - | - | |
| 0120 SUEDBAYERN | - | - | - | - | - | - | - | - | - | - | - | - | |
| 0121 SAARLAND | 1 | 2 | 1 | - | - | - | - | 0 | - | - | - | 23 | |
| 0122 BERLIN (WEST) | 6 | 82 | - | - | - | 1 | 27 | 9 | 19 | 4 | 1 | 539 | |
| 0199 UNBEKANNT-ONBEKEND-INCONNU | - | - | - | - | - | - | - | - | - | - | - | - | |
| 0195 ZUSAMMEN-TOTAAL-TOTAL B | 365 | 17086 | 1363 | 398 | 2065 | 519 | 55 | 43 | 61 | 110 | 40 | 50590 | |

B I N N E N W A S S E R - B I N N E N W A T E R E N - V O I E N A V I G A B L E 5.2.01:5 (3)
 INNERSTAATLICHER VERKEHR NACH REGION UND GUETERGRUPPE BR DEUTSCHLAND
 BINNENLANDS VERVOER NAAR GEBIED EN GOEDERENGROEP 1985
 TRAFIC NATIONAL PAR REGION ET GROUPE DE MARCHANDISES 1000 T

| REGION - GEBIED - REGION | GUETERGRUPPE | | | | GOEDERENGROEP | | | | GROUPE DE MARCHANDISES | | | | |
|--|--------------|----|----|-----|---------------|------|-----|-------|------------------------|-------|------|------|------|
| | 01 | 02 | 03 | 04 | 05 | 06 | 07 | 08 | 09 | 10 | 11 | 12 | 13 |
| C. INTRAREGIONALER VERKEHR INTRAREGIONAAL VERVOER TRAFIC INTRAREGIONAL | | | | | | | | | | | | | |
| 0101 SCHLESWIG-HOLSTEIN | 5 | - | - | 5 | - | 0 | 0 | 0 | - | 176 | - | - | - |
| 0102 HAMBURG | - | - | - | - | - | - | - | - | - | - | - | - | - |
| 0103 NORDTEIL VON NIEDERSACHSEN | 1 | - | - | - | - | - | - | - | - | 0 | - | - | - |
| 0104 WESTTEIL VON NIEDERSACHSEN | 13 | 0 | - | 4 | - | 24 | 14 | - | - | 90 | 27 | - | 1 |
| 0105 SUEODSTTEIL VON NIEDERSACHSEN | 2 | - | - | - | - | 0 | - | 1 | - | 47 | 1 | - | 1 |
| 0106 BREMEN | 3 | - | - | 23 | 57 | 33 | 0 | 5 | - | 254 | 36 | - | 8 |
| 0107 NORDTEIL VON NORDRHEIN-WESTFALEN | 2 | - | - | - | - | 7 | 41 | 3 | - | 15 | - | - | 0 |
| 0108 RUHRGEBIET | 1 | - | - | - | - | 1 | 1 | 97 | - | 417 | 18 | 25 | 43 |
| 0109 SUEDWEST V. NORDRH.-WESTFALEN | 3 | - | - | - | - | 15 | 9 | 2 | - | 870 | - | 1 | 0 |
| 0110 OSTTEIL V. NORDRHEIN-WESTFALEN | - | - | - | - | - | - | - | - | - | - | - | - | - |
| 0111 NORDTEIL VON HESSEN | - | - | - | - | - | - | - | - | - | - | - | - | - |
| 0112 SUEDETEIL VON HESSEN | 3 | - | - | - | - | - | 0 | 2 | - | 222 | 4 | - | - |
| 0113 NORDTEIL VON RHEINLAND-PFALZ | 1 | - | - | - | - | - | - | - | - | 2 | - | - | - |
| 0114 SUEDETEIL VON RHEINLAND-PFALZ | 1 | - | - | - | - | 2 | - | 180 | - | 164 | - | - | - |
| 0115 BADEN-WUERTTEMBERG NORD-WEST | 4 | - | - | - | - | 4 | 32 | 10 | - | 962 | 11 | - | 3 |
| 0116 BADEN-WUERTTEMBERG OST | 12 | - | - | - | - | 55 | 5 | 5 | - | - | - | - | 2 |
| 0117 BADEN-WUERTTEMBERG SUEDE-WEST | 3 | - | - | - | - | 0 | - | 4 | - | - | - | - | - |
| 0118 NORDBAYERN | 5 | - | - | - | - | - | - | 8 | - | - | 1 | - | - |
| 0119 OSTBAYERN | - | - | - | - | - | - | - | - | - | - | 0 | 2 | 2 |
| 0120 SUEDBAYERN | - | - | - | - | - | - | - | - | - | - | - | - | - |
| 0121 SAARLAND | - | - | - | - | - | - | - | - | - | - | - | - | - |
| 0122 BERLIN (WEST) | - | - | - | - | - | - | - | - | - | - | - | - | - |
| 0199 UNBEKANNT-ONBEKEND-INCONNU | - | - | - | - | - | - | - | - | - | - | - | - | - |
| 0195 ZUSAMMEN-TOTAAL-TOTAL C | 58 | 0 | - | 32 | 57 | 142 | 102 | 1199 | - | 3221 | 99 | 27 | 59 |
| 0197 INNERSTAATLICH INSGESAMT A+C TOTAAL BINNENLAND TOTAL NATIONAL | 1011 | 2 | 1 | 341 | 83 | 1256 | 572 | 11238 | 184 | 14765 | 1399 | 1006 | 1629 |

B I N N E N W A S S E R - B I N N E N W A T E R E N - V O I E N A V I G A B L E 5.2.01:6 (3)
 INNERSTAATLICHER VERKEHR NACH REGION UND GUETERGRUPPE BR DEUTSCHLAND
 BINNENLANDS VERVOER NAAR GEBIED EN GOEDERENGROEP 1985
 TRAFIC NATIONAL PAR REGION ET GROUPE DE MARCHANDISES 1000 T

| REGION - GEBIED - REGION | GUETERGRUPPE | | | | GOEDERENGROEP | | | | GROUPE DE MARCHANDISES | | | | |
|--|--------------|-------|------|-----|---------------|-----|----|----|------------------------|-----|-----|-------|--|
| | 14 | 15 | 16 | 17 | 18 | 19 | 20 | 21 | 22 | 23 | 24 | 01-24 | |
| C. INTRAREGIONALER VERKEHR INTRAREGIONAAL VERVOER TRAFIC INTRAREGIONAL | | | | | | | | | | | | | |
| 0101 SCHLESWIG-HOLSTEIN | - | 9 | 4 | - | - | 16 | 0 | - | - | - | - | 217 | |
| 0102 HAMBURG | - | - | - | - | - | - | - | - | - | - | - | - | |
| 0103 NORDTEIL VON NIEDERSACHSEN | - | 148 | - | - | - | - | - | - | - | - | - | 149 | |
| 0104 WESTTEIL VON NIEDERSACHSEN | 1 | 73 | 33 | 1 | 3 | 3 | 0 | 0 | - | - | - | 287 | |
| 0105 SUEODSTTEIL VON NIEDERSACHSEN | - | 1 | 13 | - | - | - | - | - | - | - | - | 67 | |
| 0106 BREMEN | 7 | 147 | 0 | - | 8 | 33 | 27 | 10 | - | 9 | 162 | 823 | |
| 0107 NORDTEIL VON NORDRHEIN-WESTFALEN | - | 515 | 5 | - | - | - | - | - | - | - | - | 588 | |
| 0108 RUHRGEBIET | 0 | 39 | 27 | 89 | 121 | - | 2 | 0 | - | - | - | 1761 | |
| 0109 SUEDWEST V. NORDRH.-WESTFALEN | - | 3 | 3 | 207 | 896 | - | 0 | - | - | - | 0 | 2010 | |
| 0110 OSTTEIL V. NORDRHEIN-WESTFALEN | - | 43 | - | - | - | - | - | - | - | - | - | 43 | |
| 0111 NORDTEIL VON HESSEN | - | - | - | - | - | - | - | - | - | - | - | - | |
| 0112 SUEDETEIL VON HESSEN | - | 65 | 0 | - | 44 | - | - | - | - | - | 5 | 345 | |
| 0113 NORDTEIL VON RHEINLAND-PFALZ | - | 51 | - | - | - | - | - | - | 5 | - | - | 59 | |
| 0114 SUEDETEIL VON RHEINLAND-PFALZ | - | 1417 | 18 | - | 53 | - | - | - | 1 | - | - | 1835 | |
| 0115 BADEN-WUERTTEMBERG NORD-WEST | - | 992 | - | - | 5 | 1 | 0 | - | - | 0 | - | 2024 | |
| 0116 BADEN-WUERTTEMBERG OST | 0 | 49 | 1 | - | - | - | - | - | - | - | - | 128 | |
| 0117 BADEN-WUERTTEMBERG SUEDE-WEST | - | 27 | - | - | - | - | - | - | - | - | - | 34 | |
| 0118 NORDBAYERN | 217 | 2085 | 1 | - | - | - | 1 | 0 | - | - | 0 | 2319 | |
| 0119 OSTBAYERN | - | 430 | 1 | - | 1 | - | - | - | - | - | 0 | 437 | |
| 0120 SUEDBAYERN | - | - | - | - | - | - | - | - | - | - | - | - | |
| 0121 SAARLAND | - | - | - | - | - | - | - | - | - | - | - | - | |
| 0122 BERLIN (WEST) | - | - | - | - | - | - | - | - | - | - | - | - | |
| 0199 UNBEKANNT-ONBEKEND-INCONNU | - | - | - | - | - | - | - | - | - | - | - | - | |
| 0195 ZUSAMMEN-TOTAAL-TOTAL C | 225 | 6093 | 108 | 297 | 1130 | 53 | 29 | 10 | 6 | 9 | 167 | 13125 | |
| 0197 INNERSTAATLICH INSGESAMT A+C TOTAAL BINNENLAND TOTAL NATIONAL | 591 | 23179 | 1471 | 695 | 3195 | 572 | 84 | 53 | 66 | 120 | 207 | 63715 | |

B I N N E N W A S S E R - B I N N E N W A T E R E N - V O I E N A V I G A B L E

5.2.02:1 (3)

INNERSTAATLICHER VERKEHR NACH REGION UND GUETERGRUPPE

FRANCE

BINNENLANDS VERVOER NAAR GEBIED EN GOEDERENGROEP

1985

TRAFIC NATIONAL PAR REGION ET GROUPE DE MARCHANDISES

1000 T

| REGION - GEBIED - REGION | GUETERGRUPPE | | | | GOEDERENGROEP | | | | GROUPE DE MARCHANDISES | | | | |
|---|--------------|----|----|----|---------------|-----|-----|------|------------------------|------|----|----|-----|
| | 01 | 02 | 03 | 04 | 05 | 06 | 07 | 08 | 09 | 10 | 11 | 12 | 13 |
| A. EMPFANG AUS ANDEREN REGIONEN AANVOER UIT ANDERE GEBIEDEN RECEPTIONS DES AUTRES REGIONS | | | | | | | | | | | | | |
| 0211 ILE-DE-FRANCE | 899 | - | - | - | - | 236 | 59 | - | - | 52 | - | - | 4 |
| 0221 CHAMPAGNE-ARDENNES | 400 | 2 | - | - | - | 74 | 35 | - | - | - | - | - | 20 |
| 0222 PICARDIE | 1020 | 2 | - | 1 | - | 51 | 27 | - | - | - | - | - | 10 |
| 0223 HAUTE-NORMANDIE | 0 | - | - | - | - | 7 | 23 | 1772 | 13 | 878 | - | 2 | 1 |
| 0224 CENTRE | 98 | - | - | - | - | - | 18 | - | 74 | - | - | - | - |
| 0231 NORD-PAS-DE-CALAIS | 5 | - | - | - | - | 1 | 12 | 72 | - | 12 | - | - | 13 |
| 0241 LORRAINE | 34 | - | - | 1 | - | - | 1 | 28 | - | - | - | - | 5 |
| 0242 ALSACE | - | - | - | 4 | - | - | 9 | 1 | 1 | - | - | - | - |
| 0243 FRANCHE-COMTE | 10 | - | - | - | - | 4 | 3 | - | - | - | - | - | - |
| 0251 BASSE-NORMANDIE | - | - | - | 1 | - | 2 | - | - | - | 16 | - | - | - |
| 0252 PAYS DE LA LOIRE | - | - | - | - | - | - | - | - | - | - | - | - | - |
| 0253 BRETAGNE | - | - | - | - | - | - | - | - | - | - | - | - | - |
| 0261 LIMOUSIN | - | - | - | - | - | - | - | - | - | - | - | - | - |
| 0262 AUVERGNE | - | - | - | - | - | - | - | - | - | - | - | - | - |
| 0271 POITOU-CHARENTES | - | - | - | - | - | - | - | - | - | - | - | - | - |
| 0272 AQUITAINE | 1 | - | - | - | - | - | - | - | - | 6 | - | - | - |
| 0273 MIDI-PYRENEES | 5 | - | - | - | - | - | - | - | - | - | - | - | - |
| 0281 BOURGOGNE | 202 | - | - | 0 | - | 12 | 43 | 154 | - | - | - | - | 0 |
| 0282 RHONE-ALPES | 10 | - | - | - | - | 8 | 5 | - | - | 198 | - | 5 | 7 |
| 0291 LANGUEDOC-ROUSSILLON | 0 | - | - | - | - | 8 | 2 | 52 | - | - | - | 0 | - |
| 0293 PROVENCE-ALPES-COTE D'AZUR | - | - | - | - | - | - | - | 126 | - | 164 | - | 17 | 86 |
| 0294 CORSE | - | - | - | - | - | - | - | - | - | - | - | - | - |
| 0299 UNBEKANNT-ONBEKEND-INCONNU | - | - | - | - | - | - | - | - | - | - | - | - | - |
| 0295 ZUSAMMEN-TOTAAL-TOTAL A | 2685 | 4 | - | 7 | - | 411 | 229 | 2204 | 87 | 1327 | - | 24 | 146 |

B I N N E N W A S S E R - B I N N E N W A T E R E N - V O I E N A V I G A B L E

5.2.02:2 (3)

INNERSTAATLICHER VERKEHR NACH REGION UND GUETERGRUPPE

FRANCE

BINNENLANDS VERVOER NAAR GEBIED EN GOEDERENGROEP

1985

TRAFIC NATIONAL PAR REGION ET GROUPE DE MARCHANDISES

1000 T

| REGION - GEBIED - REGION | GUETERGRUPPE | | | | GOEDERENGROEP | | | | GROUPE DE MARCHANDISES | | | | |
|---|--------------|------|-----|----|---------------|----|----|----|------------------------|----|----|-------|--|
| | 14 | 15 | 16 | 17 | 18 | 19 | 20 | 21 | 22 | 23 | 24 | 01-24 | |
| A. EMPFANG AUS ANDEREN REGIONEN AANVOER UIT ANDERE GEBIEDEN RECEPTIONS DES AUTRES REGIONS | | | | | | | | | | | | | |
| 0211 ILE-DE-FRANCE | - | 834 | - | - | 0 | - | 59 | 0 | 9 | - | - | 2153 | |
| 0221 CHAMPAGNE-ARDENNES | 23 | 1 | 0 | - | - | - | - | - | - | - | - | 555 | |
| 0222 PICARDIE | 13 | 812 | 1 | - | 5 | - | - | - | - | - | - | 1944 | |
| 0223 HAUTE-NORMANDIE | - | 3411 | 43 | 43 | 22 | 0 | 22 | 1 | - | - | - | 6239 | |
| 0224 CENTRE | 14 | - | - | - | - | - | - | - | - | - | - | 204 | |
| 0231 NORD-PAS-DE-CALAIS | 7 | 92 | 54 | - | 2 | - | 0 | - | - | - | - | 269 | |
| 0241 LORRAINE | - | 72 | 4 | - | 119 | - | - | - | - | - | - | 262 | |
| 0242 ALSACE | - | 23 | 98 | - | - | - | 2 | - | 1 | - | - | 140 | |
| 0243 FRANCHE-COMTE | - | 2 | - | - | - | - | - | - | - | - | - | 19 | |
| 0251 BASSE-NORMANDIE | - | - | - | - | - | - | - | - | - | - | - | 19 | |
| 0252 PAYS DE LA LOIRE | - | - | - | - | - | - | - | - | - | - | - | - | |
| 0253 BRETAGNE | - | - | - | - | - | - | - | - | - | - | - | - | |
| 0261 LIMOUSIN | - | - | - | - | - | - | - | - | - | - | - | - | |
| 0262 AUVERGNE | - | - | - | - | - | - | - | - | - | - | - | - | |
| 0271 POITOU-CHARENTES | - | - | - | - | - | - | - | - | - | - | - | - | |
| 0272 AQUITAINE | - | - | - | - | - | - | - | 0 | - | - | - | 7 | |
| 0273 MIDI-PYRENEES | - | - | - | - | - | - | - | - | - | - | - | 5 | |
| 0281 BOURGOGNE | - | 342 | - | - | - | - | - | 12 | - | - | - | 766 | |
| 0282 RHONE-ALPES | 33 | 305 | 2 | - | 4 | - | - | 1 | - | - | 0 | 578 | |
| 0291 LANGUEDOC-ROUSSILLON | - | 18 | 8 | - | - | - | - | - | - | - | - | 88 | |
| 0293 PROVENCE-ALPES-COTE D'AZUR | - | 133 | 267 | - | 15 | - | - | 0 | - | - | - | 810 | |
| 0294 CORSE | - | - | - | - | - | - | - | - | - | - | - | - | |
| 0299 UNBEKANNT-ONBEKEND-INCONNU | - | - | - | - | - | - | - | - | - | - | - | - | |
| 0295 ZUSAMMEN-TOTAAL-TOTAL A | 91 | 6046 | 477 | 43 | 168 | 3 | 82 | 15 | 9 | - | 0 | 14059 | |

B I N N E N W A S S E R - B I N N E N W A T E R E N - V O I E N A V I G A B L E 5.2.02:3 (3)
 INNERSTAATLICHER VERKEHR NACH REGION UND GUETERGRUPPE FRANCE
 BINNENLANDS VERVOER NAAR GEBIED EN GOEDERENGROEP 1985
 TRAFIC NATIONAL PAR REGION ET GROUPE DE MARCHANDISES 1000 T

| REGION - GEBIED - REGION | GUETERGRUPPE | | | | GOEDERENGROEP | | | | GROUPE DE MARCHANDISES | | | | |
|--|--------------|----|----|----|---------------|-----|-----|------|------------------------|------|----|----|-----|
| | 01 | 02 | 03 | 04 | 05 | 06 | 07 | 08 | 09 | 10 | 11 | 12 | 13 |
| B. VERSAND NACH ANDEREN REGIONEN AFVOER NAAR ANDERE GEBIEDEN EXPEDITIONS VERS LES AUTRES REGIONS | | | | | | | | | | | | | |
| 0211 ILE-DE-FRANCE | 67 | - | - | - | - | 20 | 38 | 1752 | 87 | 690 | - | 2 | 16 |
| 0221 CHAMPAGNE-ARDENNES | 14 | - | - | 1 | - | 0 | - | 2 | - | - | - | - | 2 |
| 0222 PICARDIE | 3 | 2 | - | - | - | 1 | 120 | 46 | - | 191 | - | - | 1 |
| 0223 HAUTE-NORMANDIE | 2123 | - | - | - | - | 260 | 1 | 2 | - | 16 | - | - | 3 |
| 0224 CENTRE | - | - | - | - | - | - | - | - | - | - | - | - | 0 |
| 0231 NORD-PAS-DE-CALAIS | 298 | - | - | 1 | - | 84 | 41 | 2 | - | 15 | - | 2 | 1 |
| 0241 LORRAINE | 44 | - | - | - | - | 5 | 1 | 49 | - | - | - | - | 17 |
| 0242 ALSACE | 80 | - | - | - | - | 5 | 23 | 17 | - | - | - | - | - |
| 0243 FRANCHE-COMTE | 0 | - | - | - | - | 0 | 0 | - | - | - | - | - | - |
| 0251 BASSE-NORMANDIE | - | - | - | - | - | - | - | - | - | 46 | - | - | - |
| 0252 PAYS DE LA LOIRE | - | - | - | - | - | - | - | - | - | - | - | - | - |
| 0253 BRETAGNE | - | - | - | - | - | - | - | - | - | - | - | - | - |
| 0261 LIMOUSIN | - | - | - | - | - | - | - | - | - | - | - | - | - |
| 0262 AUVERGNE | - | - | - | - | - | - | - | - | - | - | - | - | 1 |
| 0271 POITOU-CHARENTES | - | - | - | - | - | - | - | - | - | - | - | - | - |
| 0272 AQUITAINE | 5 | - | - | - | - | - | - | - | - | - | - | - | - |
| 0273 MIDI-PYRENEES | 1 | - | - | - | - | 6 | - | - | - | - | - | - | - |
| 0281 BOURGOGNE | 3 | - | - | - | - | - | - | - | - | 6 | - | - | - |
| 0282 RHONE-ALPES | 7 | 1 | - | 5 | - | 2 | 4 | 0 | - | 200 | - | - | 3 |
| 0291 LANGUEDOC-ROUSSILLON | 38 | 1 | - | 0 | - | 3 | - | 326 | 8 | 156 | - | 0 | 86 |
| 0293 PROVENCE-ALPES-COTE D'AZUR | 1 | - | - | - | - | 23 | - | 1 | - | 6 | - | 20 | 9 |
| 0294 CORSE | - | - | - | - | - | - | - | - | - | - | - | - | - |
| 0299 UNBEKANNT-ONBEKEND-INCONNU | - | - | - | - | - | - | - | - | - | - | - | - | - |
| 0295 ZUSAMMEN-TOTAAL-TOTAL B | 2685 | 4 | - | 7 | - | 411 | 229 | 2204 | 87 | 1327 | - | 24 | 146 |

B I N N E N W A S S E R - B I N N E N W A T E R E N - V O I E N A V I G A B L E 5.2.02:4 (3)
 INNERSTAATLICHER VERKEHR NACH REGION UND GUETERGRUPPE FRANCE
 BINNENLANDS VERVOER NAAR GEBIED EN GOEDERENGROEP 1985
 TRAFIC NATIONAL PAR REGION ET GROUPE DE MARCHANDISES 1000 T

| REGION - GEBIED - REGION | GUETERGRUPPE | | | | GOEDERENGROEP | | | | GROUPE DE MARCHANDISES | | | | |
|--|--------------|------|-----|----|---------------|----|----|----|------------------------|----|----|-------|--|
| | 14 | 15 | 16 | 17 | 18 | 19 | 20 | 21 | 22 | 23 | 24 | 01-24 | |
| B. VERSAND NACH ANDEREN REGIONEN AFVOER NAAR ANDERE GEBIEDEN EXPEDITIONS VERS LES AUTRES REGIONS | | | | | | | | | | | | | |
| 0211 ILE-DE-FRANCE | 32 | 3919 | 39 | 5 | 21 | - | 22 | 1 | - | - | - | 6711 | |
| 0221 CHAMPAGNE-ARDENNES | - | 65 | 53 | - | 30 | - | - | - | - | - | - | 168 | |
| 0222 PICARDIE | - | 107 | 77 | 37 | 18 | 0 | - | - | - | - | - | 602 | |
| 0223 HAUTE-NORMANDIE | 12 | 833 | - | - | 3 | - | 59 | 0 | - | - | - | 3313 | |
| 0224 CENTRE | - | 1 | 2 | - | - | 2 | - | - | - | - | - | 6 | |
| 0231 NORD-PAS-DE-CALAIS | - | 476 | 18 | 1 | 70 | - | - | 0 | - | - | - | 1009 | |
| 0241 LORRAINE | - | 7 | 4 | - | - | - | - | 1 | - | - | - | 129 | |
| 0242 ALSACE | - | - | - | - | - | - | - | - | 3 | - | - | 129 | |
| 0243 FRANCHE-COMTE | - | 1 | - | - | - | - | - | - | - | - | - | 2 | |
| 0251 BASSE-NORMANDIE | - | - | - | - | - | - | - | - | - | - | - | 46 | |
| 0252 PAYS DE LA LOIRE | - | - | - | - | - | - | - | - | - | - | - | - | |
| 0253 BRETAGNE | - | - | - | - | - | - | - | - | - | - | - | - | |
| 0261 LIMOUSIN | - | - | - | - | - | - | - | - | - | - | - | - | |
| 0262 AUVERGNE | - | - | - | - | - | - | - | - | - | - | - | 1 | |
| 0271 POITOU-CHARENTES | - | - | - | - | - | - | - | - | - | - | - | - | |
| 0272 AQUITAINE | - | - | - | - | - | - | - | - | - | - | - | 11 | |
| 0273 MIDI-PYRENEES | - | - | - | - | - | - | - | 0 | - | - | - | 7 | |
| 0281 BOURGOGNE | 14 | 68 | 3 | - | 12 | - | 0 | 5 | - | - | - | 315 | |
| 0282 RHONE-ALPES | - | 288 | 266 | - | 4 | - | 0 | 1 | - | - | - | 1143 | |
| 0291 LANGUEDOC-ROUSSILLON | 33 | 35 | 2 | - | 6 | - | - | - | - | - | - | 159 | |
| 0293 PROVENCE-ALPES-COTE D'AZUR | - | 244 | 14 | - | 5 | - | - | 12 | - | - | 0 | 306 | |
| 0294 CORSE | - | - | - | - | - | - | - | - | - | - | - | - | |
| 0299 UNBEKANNT-ONBEKEND-INCONNU | - | - | - | - | - | - | - | - | - | - | - | - | |
| 0295 ZUSAMMEN-TOTAAL-TOTAL B | 91 | 6046 | 477 | 43 | 168 | 3 | 82 | 15 | 9 | - | 0 | 14059 | |

B I N N E N W A S S E R - B I N N E N W A T E R E N - V O I E N A V I G A B L E

5.2.02:5 (3)

INNERSTAATLICHER VERKEHR NACH REGION UND GUETERGRUPPE

FRANCE

BINNENLANDS VERVOER NAAR GEBIED EN GOEDERENGROEP

1985

TRAFIC NATIONAL PAR REGION ET GROUPE DE MARCHANDISES

1000 T

| REGION - GEBIED - REGION | GUETERGRUPPE | | | | GOEDERENGROEP | | | | GROUPE DE MARCHANDISES | | | | |
|--|--------------|----|----|----|---------------|-----|-----|------|------------------------|------|----|----|-----|
| | 01 | 02 | 03 | 04 | 05 | 06 | 07 | 08 | 09 | 10 | 11 | 12 | 13 |
| C. INTRAREGIONALER VERKEHR INTRAREGIONAAL VERVOER TRAFIC INTRAREGIONAL | | | | | | | | | | | | | |
| 0211 ILE-DE-FRANCE | 252 | - | - | - | - | 2 | 3 | 55 | - | 88 | - | - | 18 |
| 0221 CHAMPAGNE-ARDENNES | 13 | - | - | - | - | - | - | - | - | - | - | - | - |
| 0222 PICARDIE | 21 | - | - | 1 | - | 3 | 28 | - | - | 1 | - | - | - |
| 0223 HAUTE-NORMANDIE | 226 | - | - | 1 | - | 1 | - | 70 | 2 | 1252 | - | - | - |
| 0224 CENTRE | - | - | - | - | - | - | - | - | - | - | - | - | - |
| 0231 NORD-PAS-DE-CALAIS | 307 | - | - | - | - | 113 | 18 | 826 | - | 785 | 5 | 47 | 113 |
| 0241 LORRAINE | 72 | - | - | - | - | - | 10 | 2 | - | - | 0 | - | - |
| 0242 ALSACE | 56 | - | - | - | - | 5 | 2 | 2 | - | 750 | 1 | - | - |
| 0243 FRANCHE-COMTE | - | - | - | - | - | - | - | - | - | - | - | - | - |
| 0251 BASSE-NORMANDIE | - | - | - | - | - | - | - | - | - | - | - | - | - |
| 0252 PAYS DE LA LOIRE | - | - | - | - | - | - | - | - | - | 191 | - | - | - |
| 0253 BRETAGNE | - | - | - | - | - | - | - | - | - | - | - | - | - |
| 0261 LIMOUSIN | - | - | - | - | - | - | - | - | - | - | - | - | - |
| 0262 AUVERGNE | - | - | - | - | - | - | - | - | - | - | - | - | - |
| 0271 POITOU-CHARENTES | - | - | - | - | - | - | - | - | - | - | - | - | - |
| 0272 AQUITAINE | 87 | - | - | - | - | - | 15 | - | - | 428 | - | - | - |
| 0273 MIDI-PYRENEES | 10 | - | - | - | - | - | - | - | - | - | - | - | - |
| 0281 BOURGOGNE | 6 | - | - | - | - | - | - | 1 | 43 | - | - | - | - |
| 0282 RHONE-ALPES | 3 | - | - | - | - | - | - | - | 50 | 503 | - | - | 0 |
| 0291 LANGUEDOC-ROUSSILLON | - | - | - | - | - | - | - | - | - | - | - | - | - |
| 0293 PROVENCE-ALPES-COTE D'AZUR | - | - | - | - | - | - | - | - | - | - | 9 | - | - |
| 0294 CORSE | - | - | - | - | - | - | - | - | - | - | - | - | - |
| 0299 UNBEKANNT-ONBEKEND-INCONNU | - | - | - | - | - | - | - | - | - | - | - | - | - |
| 0295 ZUSAMMEN-TOTAAL-TOTAL C | 1033 | - | - | 2 | - | 124 | 77 | 1048 | 2 | 4006 | 6 | 47 | 131 |
| 0297 INNERSTAATLICH INSGESAMT A+C TOTAAL BINNENLAND TOTAL NATIONAL | 3718 | 4 | - | 9 | - | 535 | 306 | 3252 | 89 | 5333 | 6 | 72 | 278 |

B I N N E N W A S S E R - B I N N E N W A T E R E N - V O I E N A V I G A B L E

5.2.02:6 (3)

INNERSTAATLICHER VERKEHR NACH REGION UND GUETERGRUPPE

FRANCE

BINNENLANDS VERVOER NAAR GEBIED EN GOEDERENGROEP

1985

TRAFIC NATIONAL PAR REGION ET GROUPE DE MARCHANDISES

1000 T

| REGION - GEBIED - REGION | GUETERGRUPPE | | | | GOEDERENGROEP | | | | GROUPE DE MARCHANDISES | | | | |
|--|--------------|-------|-----|-----|---------------|----|-----|----|------------------------|----|----|-------|--|
| | 14 | 15 | 16 | 17 | 18 | 19 | 20 | 21 | 22 | 23 | 24 | 01-24 | |
| C. INTRAREGIONALER VERKEHR INTRAREGIONAAL VERVOER TRAFIC INTRAREGIONAL | | | | | | | | | | | | | |
| 0211 ILE-DE-FRANCE | 74 | 3753 | 108 | - | - | - | 130 | 1 | - | - | - | 4485 | |
| 0221 CHAMPAGNE-ARDENNES | - | 2 | - | - | - | - | - | - | - | - | - | 15 | |
| 0222 PICARDIE | 1 | 96 | 0 | - | 9 | - | - | - | - | - | - | 140 | |
| 0223 HAUTE-NORMANDIE | - | 77 | - | 73 | 16 | - | 2 | 3 | - | - | 0 | 1723 | |
| 0224 CENTRE | - | - | - | - | - | - | - | - | - | - | - | - | |
| 0231 NORD-PAS-DE-CALAIS | 54 | 346 | 7 | - | 93 | - | 0 | - | - | - | 0 | 2713 | |
| 0241 LORRAINE | - | 536 | - | - | 2 | - | 0 | - | - | - | - | 623 | |
| 0242 ALSACE | - | 3 | 0 | - | 2 | - | - | - | - | - | 0 | 819 | |
| 0243 FRANCHE-COMTE | - | 72 | - | - | - | - | - | - | - | - | - | 72 | |
| 0251 BASSE-NORMANDIE | - | - | - | - | - | - | - | - | - | - | - | - | |
| 0252 PAYS DE LA LOIRE | - | 1160 | - | - | - | - | - | - | - | - | - | 1351 | |
| 0253 BRETAGNE | - | - | - | - | - | - | - | - | - | - | - | - | |
| 0261 LIMOUSIN | - | - | - | - | - | - | - | - | - | - | - | - | |
| 0262 AUVERGNE | - | - | - | - | - | - | - | - | - | - | - | - | |
| 0271 POITOU-CHARENTES | - | - | - | - | - | - | - | - | - | - | - | - | |
| 0272 AQUITAINE | - | 1192 | - | - | - | - | - | - | - | - | - | 1721 | |
| 0273 MIDI-PYRENEES | - | - | 12 | - | - | - | - | - | - | - | - | 22 | |
| 0281 BOURGOGNE | - | 906 | - | - | - | - | - | 0 | - | - | - | 956 | |
| 0282 RHONE-ALPES | - | 1116 | - | - | - | - | - | - | - | - | - | 1672 | |
| 0291 LANGUEDOC-ROUSSILLON | - | - | - | - | - | - | - | - | - | - | - | - | |
| 0293 PROVENCE-ALPES-COTE D'AZUR | - | 28 | 46 | - | 0 | - | - | 0 | - | - | - | 83 | |
| 0294 CORSE | - | - | - | - | - | - | - | - | - | - | - | - | |
| 0299 UNBEKANNT-ONBEKEND-INCONNU | - | - | - | - | - | - | - | - | - | - | - | - | |
| 0295 ZUSAMMEN-TOTAAL-TOTAL C | 129 | 9287 | 173 | 73 | 122 | - | 133 | 5 | - | - | 0 | 16396 | |
| 0297 INNERSTAATLICH INSGESAMT A+C TOTAAL BINNENLAND TOTAL NATIONAL | 220 | 15333 | 650 | 115 | 290 | 3 | 215 | 20 | 9 | - | 0 | 30455 | |

B I N N E N W A S S E R - B I N N E N W A T E R E N - V O I E N A V I G A B L E 5.2.04:1 (3)
 INNERSTAATLICHER VERKEHR NACH REGION UND GUETERGRUPPE NEDERLAND
 BINNENLANDS VERVOER NAAR GEBIED EN GOEDERENGROEP 1985
 TRAFIC NATIONAL PAR REGION ET GROUPE DE MARCHANDISES 1000 T

| REGION - GEBIED - REGION | GUETERGRUPPE | | | | GOEDERENGROEP | | | | GROUPE DE MARCHANDISES | | | | |
|---|--------------|-------|------|-----|---------------|------|------|------|------------------------|------|-----|-------|-----|
| | 01 | 02 | 03 | 04 | 05 | 06 | 07 | 08 | 09 | 10 | 11 | 12 | 13 |
| A. EMPFANG AUS ANDEREN REGIONEN AANVOER UIT ANDERE GEBIEDEN RECEPTIONS DES AUTRES REGIONS | | | | | | | | | | | | | |
| 0401 NOORD | 7 | - | - | 18 | 3 | 39 | 10 | - | 131 | 18 | 53 | - | 0 |
| 0402 OVERIG WEST | 76 | 0 | - | - | - | 56 | 140 | 37 | 64 | 533 | 137 | 1 | 42 |
| 0403 RIJNMOND | 266 | 102 | - | 6 | 19 | 6646 | 831 | 3721 | 11 | 3282 | 67 | 55 | 81 |
| 0404 NOORDZEEKANAALGEBIED | 162 | 551 | 1 | 1 | - | 1749 | 36 | 1341 | 1184 | 1163 | 59 | 2 | 315 |
| 0405 ZUIDWEST | 72 | - | - | 23 | - | 32 | - | 76 | - | 384 | 10 | 6 | 36 |
| 0406 ZUID | 18 | 1 | 1 | 0 | - | 104 | - | 12 | - | 110 | 67 | 0 | 44 |
| 0407 OOST | 53 | 0 | 2 | 0 | - | 23 | 13 | - | - | 2 | 57 | 2 | 3 |
| 0499 UNBEKANNT-ONBEKEND-INCONNU | - | - | - | - | - | - | - | - | - | - | - | - | - |
| 0495 ZUSAMMEN-TOTAAL-TOTAL A | 653 | 655 | 4 | 48 | 22 | 8650 | 1030 | 5188 | 1390 | 5492 | 450 | 66 | 522 |
| | 14 | 15 | 16 | 17 | 18 | 19 | 20 | 21 | 22 | 23 | 24 | 01-24 | |
| 0401 NOORD | 5 | 2148 | 36 | - | 87 | - | 1 | 2 | - | 0 | 2 | 2559 | |
| 0402 OVERIG WEST | 3 | 3097 | 75 | 2 | 8 | - | 1 | 17 | - | 0 | 48 | 4339 | |
| 0403 RIJNMOND | 165 | 1805 | 522 | - | 554 | 29 | 4 | 9 | - | 2 | 514 | 18693 | |
| 0404 NOORDZEEKANAALGEBIED | 443 | 1767 | 420 | 73 | 21 | 5 | 18 | 5 | - | - | 78 | 9394 | |
| 0405 ZUIDWEST | 7 | 1445 | 440 | - | 74 | 10 | 2 | 11 | - | - | 2 | 2630 | |
| 0406 ZUID | 277 | 7155 | 370 | 78 | 136 | - | 1 | 17 | - | 1 | 4 | 8396 | |
| 0407 OOST | 4 | 5846 | 0 | - | 17 | - | 2 | 11 | - | 0 | 10 | 6045 | |
| 0499 UNBEKANNT-ONBEKEND-INCONNU | - | - | - | - | - | - | - | - | - | - | - | - | |
| 0495 ZUSAMMEN-TOTAAL-TOTAL A | 903 | 23263 | 1865 | 153 | 898 | 44 | 28 | 71 | - | 3 | 658 | 52055 | |

B I N N E N W A S S E R - B I N N E N W A T E R E N - V O I E N A V I G A B L E 5.2.04:2 (3)
 INNERSTAATLICHER VERKEHR NACH REGION UND GUETERGRUPPE NEDERLAND
 BINNENLANDS VERVOER NAAR GEBIED EN GOEDERENGROEP 1985
 TRAFIC NATIONAL PAR REGION ET GROUPE DE MARCHANDISES 1000 T

| REGION - GEBIED - REGION | GUETERGRUPPE | | | | GOEDERENGROEP | | | | GROUPE DE MARCHANDISES | | | | |
|--|--------------|-------|------|-----|---------------|------|------|------|------------------------|------|-----|-------|-----|
| | 01 | 02 | 03 | 04 | 05 | 06 | 07 | 08 | 09 | 10 | 11 | 12 | 13 |
| B. VERSAND NACH ANDEREN REGIONEN AFVOER NAAR ANDERE GEBIEDEN EXPEDITIONS VERS LES AUTRES REGIONS | | | | | | | | | | | | | |
| 0401 NOORD | 33 | 49 | - | - | - | 1025 | 3 | 17 | - | 422 | - | - | 4 |
| 0402 OVERIG WEST | 173 | 60 | 1 | 2 | 0 | 892 | 795 | 18 | 52 | 592 | 56 | 2 | 116 |
| 0403 RIJNMOND | 94 | 0 | - | 0 | - | 188 | 157 | 6 | 1334 | 1823 | 251 | 6 | 163 |
| 0404 NOORDZEEKANAALGEBIED | 95 | 0 | - | 1 | 18 | 132 | 21 | 114 | 2 | 563 | 99 | 21 | 7 |
| 0405 ZUIDWEST | 33 | - | - | 0 | 2 | 45 | 0 | 31 | 2 | 351 | 0 | 3 | 7 |
| 0406 ZUID | 179 | 266 | 3 | 0 | - | 3460 | 7 | 3391 | 1 | 718 | 36 | 28 | 211 |
| 0407 OOST | 47 | 280 | - | 44 | 3 | 2909 | 47 | 1611 | - | 1024 | 8 | 28 | 14 |
| 0499 UNBEKANNT-ONBEKEND-INCONNU | - | - | - | - | - | - | - | - | - | - | - | - | - |
| 0495 ZUSAMMEN-TOTAAL-TOTAL B | 653 | 655 | 4 | 48 | 22 | 8650 | 1030 | 5188 | 1390 | 5492 | 450 | 66 | 522 |
| | 14 | 15 | 16 | 17 | 18 | 19 | 20 | 21 | 22 | 23 | 24 | 01-24 | |
| 0401 NOORD | 125 | 638 | 397 | - | 154 | - | 1 | 2 | - | 1 | 3 | 2875 | |
| 0402 OVERIG WEST | 448 | 12440 | 357 | 73 | 104 | - | 1 | 7 | - | 0 | 402 | 16590 | |
| 0403 RIJNMOND | 57 | 3626 | 192 | 78 | 257 | - | 22 | 40 | - | 0 | 85 | 8379 | |
| 0404 NOORDZEEKANAALGEBIED | 35 | 2704 | 36 | 2 | 216 | 4 | 2 | 6 | - | 1 | 65 | 4140 | |
| 0405 ZUIDWEST | 63 | 552 | 73 | - | 81 | - | 0 | 2 | - | 0 | 2 | 1249 | |
| 0406 ZUID | 55 | 1708 | 293 | - | 65 | 15 | 0 | 9 | - | 0 | 33 | 8308 | |
| 0407 OOST | 120 | 1595 | 515 | - | 20 | 26 | 1 | 5 | - | - | - | - | |
| 0499 UNBEKANNT-ONBEKEND-INCONNU | - | - | - | - | - | - | - | - | - | - | - | - | |
| 0495 ZUSAMMEN-TOTAAL-TOTAL B | 903 | 23263 | 1865 | 153 | 898 | 44 | 28 | 71 | - | 3 | 658 | 52055 | |

INNERSTAATLICHER VERKEHR NACH REGION UND GUTERGRUPPE

NEDERLAND

BINNENLANDS VERVOER NAAR GEBIED EN GOEDERENGROEP

1985

TRAFIC NATIONAL PAR REGION ET GROUPE DE MARCHANDISES

1000 T

| REGION - GEBIED - REGION | GUETERGRUPPE | | | | GOEDERENGROEP | | | | GROUPE DE MARCHANDISES | | | | |
|--|--------------|-------|------|-----|---------------|------|------|------|------------------------|------|-----|-------|-----|
| | 01 | 02 | 03 | 04 | 05 | 06 | 07 | 08 | 09 | 10 | 11 | 12 | 13 |
| C. INTRAREGIONALER VERKEHR INTRAREGIONAAL VERVOER TRAFIC INTRAREGIONAL | | | | | | | | | | | | | |
| 0401 NOORD | 4 | - | - | 15 | - | 25 | - | - | - | 2 | - | - | - |
| 0402 OVERIG WEST | 9 | - | - | - | - | 3 | 5 | - | 1 | 0 | 7 | - | - |
| 0403 RIJNMOND | 4 | - | - | 0 | - | 6 | 133 | - | 104 | 3008 | 2 | - | 28 |
| 0404 NOORDZEEKANAALGEBIED | 183 | 4 | - | - | - | 44 | - | - | 3 | 153 | 16 | - | 45 |
| 0405 ZUIDWEST | 16 | - | - | - | - | 3 | - | 5 | - | 34 | - | - | - |
| 0406 ZUID | 24 | 1 | 0 | - | - | 248 | - | 22 | - | 9 | 2 | 1 | 13 |
| 0407 OOST | 8 | - | - | - | - | 3 | 1 | - | - | 8 | - | - | - |
| 0499 UNBEKANNT-ONBEKEND-INCONNU | - | - | - | - | - | - | - | - | - | - | - | - | - |
| 0495 ZUSAMMEN-TOTAAL-TOTAL C | 248 | 5 | 0 | 15 | - | 332 | 138 | 27 | 108 | 3215 | 28 | 1 | 87 |
| 0497 INNERSTAATLICH INSGESAMT A+C TOTAAL BINNENLAND TOTAL NATIONAL | 901 | 660 | 4 | 63 | 22 | 8982 | 1168 | 5215 | 1498 | 8707 | 478 | 67 | 609 |
| | 14 | 15 | 16 | 17 | 18 | 19 | 20 | 21 | 22 | 23 | 24 | 01-24 | |
| 0401 NOORD | 13 | 1107 | 35 | - | 0 | - | - | 1 | - | 0 | 20 | 1223 | |
| 0402 OVERIG WEST | 6 | 4470 | 36 | - | - | - | 1 | 0 | - | 0 | 1 | 4540 | |
| 0403 RIJNMOND | 88 | 2620 | 5 | 5 | 444 | - | 0 | 24 | 0 | - | 17 | 6488 | |
| 0404 NOORDZEEKANAALGEBIED | 104 | 1704 | 1 | 14 | 1 | - | - | 1 | - | - | 2 | 2276 | |
| 0405 ZUIDWEST | - | 1076 | 15 | - | 4 | - | - | 0 | - | 0 | - | 1154 | |
| 0406 ZUID | 223 | 4538 | 77 | 2 | 37 | - | 0 | 1 | - | - | - | 5200 | |
| 0407 OOST | 2 | 2037 | - | - | - | - | 0 | 1 | - | 0 | 0 | 2059 | |
| 0499 UNBEKANNT-ONBEKEND-INCONNU | - | - | - | - | - | - | - | - | - | - | - | - | |
| 0495 ZUSAMMEN-TOTAAL-TOTAL C | 436 | 17553 | 169 | 20 | 486 | - | 1 | 29 | 0 | 0 | 40 | 22940 | |
| 0497 INNERSTAATLICH INSGESAMT A+C TOTAAL BINNENLAND TOTAL NATIONAL | 1340 | 40816 | 2034 | 174 | 1384 | 44 | 29 | 100 | 0 | 3 | 698 | 74995 | |

B I N N E N W A S S E R - B I N N E N W A T E R E N - V O I E N A V I G A B L E

5.2.05:1 (3)

INNERSTAATLICHER VERKEHR NACH REGION UND GUETERGRUPPE

BELGIQUE/BELGIE

BINNENLANDS VERVOER NAAR GEBIED EN GOEDERENGROEP

1985

TRAFIC NATIONAL PAR REGION ET GROUPE DE MARCHANDISES

1000 T

| REGION - GEBIED - REGION | GUETERGRUPPE | | | | GOEDERENGROEP | | | | GROUPE DE MARCHANDISES | | | | |
|--|--------------|------|------|----|---------------|-----|----|------|------------------------|------|------|-------|-----|
| | 01 | 02 | 03 | 04 | 05 | 06 | 07 | 08 | 09 | 10 | 11 | 12 | 13 |
| A. EMPFANG AUS ANDEREN REGIONEN AANVOER UIT ANDERE GEBIEDEN RECEPTIONS DES AUTRES REGIONES | | | | | | | | | | | | | |
| 0501 VLAAMS GEWEST EXCL. ANTWERPEN | 196 | - | - | 6 | 3 | 28 | 59 | 570 | 9 | 3028 | 300 | 350 | 266 |
| 0502 ANTWERPEN | 86 | 3 | - | - | - | 289 | 25 | 205 | - | 208 | 133 | 2 | 479 |
| 0503 REGION WALLONNE | 11 | - | - | - | 0 | 8 | 2 | 995 | 2 | 1429 | 631 | 82 | 26 |
| 0504 BRUXELLES/BRUSSEL | 7 | - | - | - | - | 0 | - | 6 | 7 | 957 | 3 | - | 18 |
| 0599 UNBEKANNT-ONBEKEND-INCONNU | - | - | - | - | - | - | - | - | - | - | - | - | - |
| 0595 ZUSAMMEN-TOTAAL-TOTAL A | 300 | 3 | - | 6 | 4 | 325 | 86 | 1776 | 18 | 5622 | 1067 | 442 | 789 |
| | 14 | 15 | 16 | 17 | 18 | 19 | 20 | 21 | 22 | 23 | 24 | 01-24 | |
| 0501 VLAAMS GEWEST EXCL. ANTWERPEN | 307 | 648 | 893 | 43 | 364 | 36 | 5 | 2 | - | 1 | 12 | 7136 | |
| 0502 ANTWERPEN | 295 | 1351 | 111 | 2 | 603 | - | 4 | 14 | - | 1 | 11 | 3822 | |
| 0503 REGION WALLONNE | 0 | 148 | 131 | - | 125 | - | 0 | 0 | - | - | 1 | 3591 | |
| 0504 BRUXELLES/BRUSSEL | 2 | 107 | - | - | 1 | - | - | - | - | - | - | 1109 | |
| 0599 UNBEKANNT-ONBEKEND-INCONNU | - | - | - | - | - | - | - | - | - | - | - | - | |
| 0595 ZUSAMMEN-TOTAAL-TOTAL A | 605 | 2254 | 1135 | 45 | 1093 | 36 | 9 | 17 | - | 2 | 24 | 15658 | |

B I N N E N W A S S E R - B I N N E N W A T E R E N - V O I E N A V I G A B L E

5.2.05:2 (3)

INNERSTAATLICHER VERKEHR NACH REGION UND GUETERGRUPPE

BELGIQUE/BELGIE

BINNENLANDS VERVOER NAAR GEBIED EN GOEDERENGROEP

1985

TRAFIC NATIONAL PAR REGION ET GROUPE DE MARCHANDISES

1000 T

| REGION - GEBIED - REGION | GUETERGRUPPE | | | | GOEDERENGROEP | | | | GROUPE DE MARCHANDISES | | | | |
|---|--------------|------|------|----|---------------|-----|----|------|------------------------|------|------|-------|-----|
| | 01 | 02 | 03 | 04 | 05 | 06 | 07 | 08 | 09 | 10 | 11 | 12 | 13 |
| B. VERSAND NACH ANDEREN REGIONEN AFVOER NAAR ANDERE GEBIEDEN EXPEDITIONS VERS LES AUTRES REGIONES | | | | | | | | | | | | | |
| 0501 VLAAMS GEWEST EXCL. ANTWERPEN | 35 | 3 | - | - | 0 | 272 | 25 | 454 | 0 | 457 | 139 | 25 | 117 |
| 0502 ANTWERPEN | 162 | - | - | 6 | 3 | 29 | 57 | 1287 | 18 | 5158 | 924 | 417 | 194 |
| 0503 REGION WALLONNE | 103 | - | - | - | 0 | 17 | 0 | 9 | - | 5 | 4 | - | 477 |
| 0504 BRUXELLES/BRUSSEL | 1 | - | - | - | - | 7 | 4 | 26 | - | 4 | - | - | 1 |
| 0599 UNBEKANNT-ONBEKEND-INCONNU | - | - | - | - | - | - | - | - | - | - | - | - | - |
| 0595 ZUSAMMEN-TOTAAL-TOTAL B | 300 | 3 | - | 6 | 4 | 325 | 86 | 1776 | 18 | 5622 | 1067 | 442 | 789 |
| | 14 | 15 | 16 | 17 | 18 | 19 | 20 | 21 | 22 | 23 | 24 | 01-24 | |
| 0501 VLAAMS GEWEST EXCL. ANTWERPEN | 4 | 869 | 73 | 2 | 567 | - | 1 | 13 | - | 1 | 8 | 3067 | |
| 0502 ANTWERPEN | 3 | 212 | 1020 | 9 | 392 | 36 | 5 | 21 | - | 1 | 10 | 9944 | |
| 0503 REGION WALLONNE | 597 | 1170 | 42 | 23 | 134 | - | 3 | 21 | - | 0 | 5 | 2591 | |
| 0504 BRUXELLES/BRUSSEL | - | 3 | 0 | 12 | - | - | - | - | - | - | - | 56 | |
| 0599 UNBEKANNT-ONBEKEND-INCONNU | - | - | - | - | - | - | - | - | - | - | - | - | |
| 0595 ZUSAMMEN-TOTAAL-TOTAL B | 605 | 2254 | 1135 | 45 | 1093 | 36 | 9 | 17 | - | 2 | 24 | 15658 | |

B I N N E N W A S S E R - B I N N E N W A T E R E N - V O I E N A V I G A B L E

5.2.05:3 (3)

INNERSTAATLICHER VERKEHR NACH REGION UND GUETERGRUPPE

BELGIQUE/BELGIE

BINNENLANDS VERVOER NAAR GEBIED EN GOEDERENGROEP

1985

TRAFIC NATIONAL PAR REGION ET GROUPE DE MARCHANDISES

1000 T

| REGION - GEBIED - REGION | GUETERGRUPPE | | | | GOEDERENGROEP | | | | GROUPE DE MARCHANDISES | | | | |
|--|--------------|------|------|----|---------------|------|-----|------|------------------------|------|------|-------|------|
| | 01 | 02 | 03 | 04 | 05 | 06 | 07 | 08 | 09 | 10 | 11 | 12 | 13 |
| C. INTRAREGIONALER VERKEHR INTRAREGIONAAL VERVOER TRAFIC INTRAREGIONAL | | | | | | | | | | | | | |
| 0501 VLAAMS GEWEST EXCL. ANTWERPEN | 225 | 16 | - | - | - | 716 | 151 | 678 | - | 316 | 2 | 0 | 21 |
| 0502 ANTWERPEN | 82 | - | - | 1 | - | 146 | 468 | 296 | 5 | 101 | - | 158 | 60 |
| 0503 REGION WALLONNE | 10 | - | - | - | - | 1 | - | 1 | - | 45 | 19 | - | 144 |
| 0504 BRUXELLES/BRUSSEL | - | - | - | - | - | - | - | - | - | - | - | - | - |
| 0599 UNBEKANNT-ONBEKEND-INCONNU | - | - | - | - | - | - | - | - | - | - | - | - | - |
| 0595 ZUSAMMEN-TOTAAL-TOTAL C | 316 | 16 | - | 1 | - | 863 | 619 | 974 | 5 | 461 | 21 | 158 | 225 |
| 0597 INNERSTAATLICH INSGESAMT A+C TOTAAL BINNENLAND TOTAL NATIONAL | 616 | 19 | - | 8 | 4 | 1188 | 705 | 2749 | 23 | 6084 | 1088 | 600 | 1013 |
| | 14 | 15 | 16 | 17 | 18 | 19 | 20 | 21 | 22 | 23 | 24 | 01-24 | |
| 0501 VLAAMS GEWEST EXCL. ANTWERPEN | 11 | 325 | 103 | 29 | 220 | 7 | 0 | 1 | - | - | 4 | 2824 | |
| 0502 ANTWERPEN | - | 144 | 18 | - | 10 | 0 | 1 | 0 | - | 0 | 3 | 1492 | |
| 0503 REGION WALLONNE | 140 | 935 | 0 | - | 148 | - | 0 | 0 | - | - | 20 | 1462 | |
| 0504 BRUXELLES/BRUSSEL | - | - | - | - | - | - | - | - | - | - | - | - | |
| 0599 UNBEKANNT-ONBEKEND-INCONNU | - | - | - | - | - | - | - | - | - | - | - | - | |
| 0595 ZUSAMMEN-TOTAAL-TOTAL C | 151 | 1404 | 121 | 29 | 377 | 8 | 2 | 1 | - | 0 | 26 | 5779 | |
| 0597 INNERSTAATLICH INSGESAMT A+C TOTAAL BINNENLAND TOTAL NATIONAL | 756 | 3658 | 1257 | 74 | 1470 | 44 | 10 | 18 | - | 2 | 50 | 21437 | |



ES Clasificación de las publicaciones de Eurostat

TEMA

- 1 Estadísticas generales (azul oscuro)
- 2 Economía y finanzas (violeta)
- 3 Población y condiciones sociales (amarillo)
- 4 Energía e industria (azul claro)
- 5 Agricultura, silvicultura y pesca (verde)
- 6 Comercio exterior (rojo)
- 7 Servicios y transportes (naranja)
- 8 Diversos (marrón)

SERIE

- A Anuarios
- B Coyuntura
- C Cuentas, encuestas y estadísticas
- D Estudios y análisis
- E Métodos
- F Estadísticas rápidas

GR Ταξινόμηση των δημοσιεύσεων του Eurostat

ΘΕΜΑ

- 1 Γενικές στατιστικές (βαθύ μπλε)
- 2 Οικονομία και δημοσιονομικά (βιολετί)
- 3 Πληθυσμός και κοινωνικές συνθήκες (κίτρινο)
- 4 Ενέργεια και βιομηχανία (μπλε)
- 5 Γεωργία, δάση και αλιεία (πράσινο)
- 6 Εξωτερικό εμπόριο (κόκκινο)
- 7 Υπηρεσίες και μεταφορές (πορτοκαλί)
- 8 Διάφορα (καφέ)

ΣΕΙΡΑ

- A Επετηρίδες
- B Συγκυρία
- C Λογαριασμοί, έρευνες και στατιστικές
- D Μελέτες και αναλύσεις
- E Μέθοδοι
- F Τοχεία στατιστικές

IT Classificazione delle pubblicazioni dell'Eurostat

TEMA

- 1 Statistiche generali (blu)
- 2 Economia e finanze (viola)
- 3 Popolazione e condizioni sociali (giallo)
- 4 Energia e industria (azzurro)
- 5 Agricoltura, foreste e pesca (verde)
- 6 Commercio estero (rosso)
- 7 Servizi e trasporti (arancione)
- 8 Diversi (marrone)

SERIE

- A Annuari
- B Tendenze congiunturali
- C Conti, indagini e statistiche
- D Studi e analisi
- E Metodi
- F Note rapide

DA Klassifikation af Eurostats publikationer

EMNE

- 1 Almene statistikker (mørkeblå)
- 2 Økonomi og finanser (violet)
- 3 Befolkning og sociale forhold (gul)
- 4 Energi og industri (blå)
- 5 Landbrug, skovbrug og fiskeri (grøn)
- 6 Udenrigshandel (rød)
- 7 Tjenesteydelser og transport (orange)
- 8 Diverse statistikker (brun)

SERIE

- A Årbøger
- B Konjunkturoversigter
- C Regnskaber, tællinger og statistikker
- D Undersøgelser og analyser
- E Metoder
- F Ekspresoversigter

EN Classification of Eurostat publications

THEME

- 1 General statistics (midnight blue)
- 2 Economy and finance (violet)
- 3 Population and social conditions (yellow)
- 4 Energy and industry (blue)
- 5 Agriculture, forestry and fisheries (green)
- 6 Foreign trade (red)
- 7 Services and transport (orange)
- 8 Miscellaneous (brown)

SERIES

- A Yearbooks
- B Short-term trends
- C Accounts, surveys and statistics
- D Studies and analyses
- E Methods
- F Rapid reports

NL Classificatie van de publicaties van Eurostat

ONDERWERP

- 1 Algemene statistiek (donkerblauw)
- 2 Economie en financiën (paars)
- 3 Bevolking en sociale voorwaarden (geel)
- 4 Energie en industrie (blauw)
- 5 Landbouw, bosbouw en visserij (groen)
- 6 Buitenlandse handel (rood)
- 7 Diensten en vervoer (oranje)
- 8 Diverse statistieken (bruin)

SERIE

- A Jaarboeken
- B Conjunctuur
- C Rekeningen, enquêtes en statistieken
- D Studies en analyses
- E Methoden
- F Spoedberichten

DE Gliederung der Veröffentlichungen des Eurostat

THEMENKREIS

- 1 Allgemeine Statistik (Dunkelblau)
- 2 Wirtschaft und Finanzen (Violett)
- 3 Bevölkerung und soziale Bedingungen (Gelb)
- 4 Energie und Industrie (Blau)
- 5 Land- und Forstwirtschaft, Fischerei (Grün)
- 6 Außenhandel (Rot)
- 7 Dienstleistungen und Verkehr (Orange)
- 8 Verschiedenes (Braun)

REIHE

- A Jahrbücher
- B Konjunktur
- C Konten, Erhebungen und Statistiken
- D Studien und Analysen
- E Methoden
- F Schnellberichte

FR Classification des publications de l'Eurostat

THÈME

- 1 Statistiques générales (bleu nuit)
- 2 Économie et finances (violet)
- 3 Population et conditions sociales (jaune)
- 4 Énergie et industrie (bleu)
- 5 Agriculture, sylviculture et pêche (vert)
- 6 Commerce extérieur (rouge)
- 7 Services et transports (orange)
- 8 Divers (brun)

SÉRIE

- A Annuaire
- B Conjuncture
- C Comptes, enquêtes et statistiques
- D Études et analyses
- E Méthodes
- F Statistiques rapides

PT Classificação das publicações do Eurostat

TEMA

- 1 Estatísticas gerais (azul escuro)
- 2 Economia e finanças (violeta)
- 3 População e condições sociais (amarelo)
- 4 Energia e indústria (azul)
- 5 Agricultura, silvicultura e pesca (verde)
- 6 Comércio externo (vermelho)
- 7 Serviços e transportes (laranja)
- 8 Diversos (castanho)

SÉRIE

- A Anuários
- B Conjuntura
- C Contas, inquéritos e estatísticas
- D Estudos e análises
- E Métodos
- F Estatísticas rápidas

Número de títulos por tema y serie □ Antal publikationer pr. emne og serie □ Anzahl der Veröffentlichungen pro Themenkreis und Reihe □ Αριθμός δημοσιεύσεων κατά θέμα και σειρά □ Number of publications per theme and series □ Nombre de publications par thème et série □ Numero di pubblicazioni per tema e serie □ Aantal publicaties naar onderwerp en serie □ Número de títulos por tema e série

| | 1 | 2 | 3 | 4 | 5 | 6 | 7 | 8 | 9 |
|---|---|---|---|---|---|---|---|---|---|
| A | 6 | 1 | — | 3 | 1 | 1 | 1 | — | — |
| B | 1 | 5 | 2 | 5 | 3 | 2 | 1 | — | — |
| C | 1 | 6 | 7 | 6 | 6 | 2 | 3 | 1 | — |
| D | — | 2 | — | 4 | 1 | 4 | — | — | — |
| E | — | 4 | 2 | 2 | 2 | 2 | — | — | — |
| F | 1 | — | 1 | 2 | 1 | 1 | — | — | — |

Comunidades Europeas – Comisión
Europæiske Fællesskaber – Kommissionen
Europäische Gemeinschaften – Kommission
Ευρωπαϊκές Κοινότητες – Επιτροπή
European Communities – Commission
Communautés européennes – Commission
Comunità europee – Commissione
Europese Gemeenschappen – Commissie
Comunidades Europeias – Comissão

Transporte de Mercancías 1985 – Vías navegables internas
Godstransport 1985 – Indre vandveje
Güterverkehr 1985 – Binnenwasserstraßen
Μεταφορές εμπορευμάτων 1985 – Εσωτερικό πλωτό δίκτυο
Carriage of goods 1985 – Inland waterways
Transports de marchandises 1985 – Voies navigables intérieures
Trasporti di merci 1985 – Via navigabile interna
Goederenvervoer 1985 – Binnenwateren
Transportes de mercadorias 1985 – Vias navegáveis interiores

Luxembourg: Office des publications officielles des Communautés européennes

1986 – 168 p. – 21,0 x 29,7 cm

Tema 7: Servicios y Transportes (Cubierta Naranja)
Serie C: Cuentas, Encuestas y Estadísticas
Emne 7: Tjenesteydelser og transport (orange omslag)
Serie C: Regnskaber, tællinger og statistikker
Themenkreis 7: Dienstleistungen und Verkehr (orangefarbene Hefte)
Reihe C: Konten, Erhebungen und Statistiken
Θέμα 7: Υπηρεσίες και μεταφορές (πορτοκαλί εξώφυλλο)
Σειρά C: Λογαριασμοί, έρευνες και στατιστικές
Theme 7: Services and transport (orange covers)
Series C: Accounts, surveys and statistics
Thème 7: Services et transports (couverture orange)
Série C: Comptes, enquêtes et statistiques
Tema 7: Servizi e trasporti (copertina arancione)
Serie C: Conti, indagini e statistiche
Onderwerp 7: Diensten en vervoer (oranje omslag)
Serie C: Rekeningen, enquêtes en statistieken
Tema 7: Serviços e transportes (capa laranja)
Série C: Contas, inquéritos e estatísticas

ES/DA/DE/GR/EN/FR/IT/NL/PT

ISBN 92-825-6926-8

Kat. cat.: CA-48-87-210-9A

Precio de venta al público en Luxemburgo, IVA excluido
Pris i Luxembourg (moms ikke medregnet) ● Öffentliche Preise in Luxemburg (ohne MwSt.)
Τιμή στο Λουξεμβούργο, χωρίς ΦΠΑ ● Price (excluding VAT) in Luxembourg
Prix publics au Luxembourg, TVA exclue ● Prezzi al pubblico nel Lussemburgo, IVA esclusa
Vastgestelde prijzen in Luxemburg (exclusief BTW)
Preço ao público no Luxemburgo, excluído o IVA

| | | | | | | |
|-----------|----------|------------|-----------|-----------|-----------|-------|
| ECU 12,80 | BFR 550 | DRK 100 | DM 27 | ΔPX 1 900 | ESC 1 990 | FF 88 |
| HFL 30 | IRL 9.80 | LIT 18 400 | PTA 1 800 | UKL 9.30 | USD 14 | |

Datos estadísticos relativos al transporte de mercancías de los Estados miembros por vías navegables internas efectuado por medios de barcos de navegación interna cualquiera que sea el país donde se registra o donde se matricula.

Medlemsstaternes statistiske oplysninger over godstransporten på indre vandveje med fartøjer beregnet til sejlads ad indre vandveje, uanset registrerings- eller godkendelsesland.

Statistische Angaben der Mitgliedstaaten über den Güterverkehr auf Binnenwasserstraßen von Binnenschiffen ausgeführt, wobei das Land, in dem das Schiff registriert oder zugelassen wurde, unerheblich ist.

Στατιστικά στοιχεία των κρατών μελών σχετικά με μεταφορές εμπορευμάτων μέσω εσωτερικών πλωτών οδών με σκάφη εσωτερικής ναυσιπλοΐας, ανεξάρτητα από τη χώρα νηολόγησής τους.

Statistics referring to the carriage of goods within the Member States by inland waterways, carried by inland waterway vessels irrespective of the country in which they are registered or licensed.

Données statistiques relatives aux transports de marchandises des États membres par voies navigables intérieures effectués à l'aide de bateaux de navigation intérieure quel qu'en soit le pays d'enregistrement ou d'immatriculation.

Statistiche relative ai trasporti di merci degli Stati membri per vie navigabili interne effettuati a mezzo di natanti di navigazione interna, a prescindere dal paese di registrazione e di immatricolazione.

Statistische gegevens met betrekking tot het goederenvervoer van de Lid-Staten over binnenwateren, met behulp van binnenschepen, ongeacht het land waarin deze schepen zijn geregistreerd of ingeschreven.

Dados estatísticos relativos aos transportes de mercadorias dos Estados-membros através de vias navegáveis interiores efectuados com a ajuda de barcos de navegação interior independentemente do país de registo ou de matrícula.

**Venta y suscripciones · Salg og abonnement · Verkauf und Abonnement · Πωλήσεις και συνδρομές
Sales and subscriptions · Vente et abonnements · Vendita e abbonamenti
Verkoop en abonnementen · Venda e assinaturas**

BELGIQUE / BELGIÉ

Moniteur belge / Belgisch Staatsblad
Rue de Louvain 40-42 / Leuvensestraat 40-42
1000 Bruxelles / 1000 Brussel
Tél. 512 00 26
CCP / Postrekening 000-2005502-27

Sous-dépôts / Agentschappen:

**Librairie européenne /
Europese Boekhandel**

Rue de la Loi 244 / Wetstraat 244
1040 Bruxelles / 1040 Brussel

CREDOC

Rue de la Montagne 34 / Bergstraat 34
Bte 11 / Bus 11
1000 Bruxelles / 1000 Brussel

DANMARK

Schultz EF-publikationer

Montergade 19
1116 København K
Tlf: (01) 14 11 95
Telecopier: (01) 32 75 11

BR DEUTSCHLAND

Bundesanzeiger Verlag

Breite Straße
Postfach 10 80 06
5000 Köln 1
Tel. (02 21) 20 29-0
Fernschreiber: ANZEIGER BONN 8 882 595
Telecopierer: 20 29 278

GREECE

G.C. Eleftheroudakis SA

International Bookstore
4 Nikis Street
105 63 Athens
Tel. 322 22 55
Telex 219410 ELEF

Sub-agent for Northern Greece:

Molho's Bookstore

The Business Bookshop
10 Tsimiski Street
Thessaloniki
Tel. 275 271
Telex 412885 LIMO

ESPAÑA

Boletín Oficial del Estado

Trafalgar 27
28010 Madrid
Tel. (91) 446 60 00

Mundi-Prensa Libros, S.A.

Castelló 37
28001 Madrid
Tel. (91) 431 33 99 (Libros)
431 32 22 (Suscripciones)
435 36 37 (Dirección)
Télex 49370-MPLI-E

FRANCE

Journal officiel

**Service des publications
des Communautés européennes**
26, rue Desaix
75727 Paris Cedex 15
Tél. (1) 45 78 61 39

IRELAND

Government Publications Sales Office

Sun Alliance House
Molesworth Street
Dublin 2
Tel. 71 03 09

or by post

**Government Stationery Office
Publications Section**

6th floor
Bishop Street
Dublin 8
Tel. 78 16 66

ITALIA

Licosa Spa

Via Lamarmora, 45
Casella postale 552
50 121 Firenze
Tel. 57 97 51
Telex 570466 LICOSA I
CCP 343 509

Subagenti:

Libreria scientifica Lucio de Biasio - AEIOU

Via Meravigli, 16
20 123 Milano
Tel. 80 76 79

Libreria Tassi

Via A. Farnese, 28
00 192 Roma
Tel. 31 05 90

Libreria giuridica

Via 12 Ottobre, 172/R
16 121 Genova
Tel. 59 56 93

**GRAND-DUCHÉ DE LUXEMBOURG
et autres pays / and other countries**

**Office des publications officielles
des Communautés européennes**

2, rue Mercier
L-2985 Luxembourg
Tél. 49 92 81
Télex PUBOF LU 1324 b
CCP 19190-81
CC bancaire BIL 8-109/6003/200

Abonnements / Subscriptions

Messageries Paul Kraus

11, rue Christophe Plantin
L-2339 Luxembourg
Tél. 49 98 888
Télex 2515
CCP 49242-63

NEDERLAND

Staatsdrukkerij- en uitgeverijbedrijf

Christoffel Plantijnstraat
Postbus 20014
2500 EA 's-Gravenhage
Tel. (070) 78 98 80 (bestellingen)

PORTUGAL

**Imprensa Nacional
Casa da Moeda, E. P.**

Rua D. Francisco Manuel de Melo, 5
1092 Lisboa Codex
Tel. 69 34 14
Telex 15328 INCM

Distribuidora Livros Bertrand Lda.

Grupo Bertrand, SARRL

Rua das Terras dos Vales, 4-A
Apart. 37
2700 Amadora CODEX
Tel. 493 90 50 - 494 87 88
Telex 15798 BERDIS

UNITED KINGDOM

HM Stationery Office

HMSO Publications Centre
51 Nine Elms Lane
London SW8 5DR
Tel. (01) 211 56 56

Sub-agent:

Alan Armstrong & Associates Ltd

72 Park Road
London NW1 4SH
Tel. (01) 723 39 02
Telex 297635 AAALTD G

UNITED STATES OF AMERICA

**European Community Information
Service**

2100 M Street, NW
Suite 707
Washington, DC 20037
Tel. (202) 862 9500

CANADA

Renouf Publishing Co., Ltd

61 Sparks Street
Ottawa
Ontario K1P 5R1
Tel. Toll Free 1 (800) 267 4164
Ottawa Region (613) 238 8985-6
Telex 053-4936

JAPAN

Kinokuniya Company Ltd

17-7 Shinjuku 3-Chome
Shinjuku-ku
Tokyo 160-91
Tel. (03) 354 0131

Journal Department

PO Box 55 Chitose
Tokyo 156
Tel. (03) 439 0124

Precio de venta al público en Luxemburgo, IVA excluido • Pris i Luxembourg (moms ikke medregnet)
Öffentliche Preise in Luxemburg (ohne MwSt.) • Τιμή στο Λουξεμβούργο, χωρίς ΦΠΑ
Price (excluding VAT) in Luxembourg • Prix publics au Luxembourg, TVA exclue
Prezzi al pubblico in Lussemburgo, IVA esclusa • Vastgestelde prijzen in Luxembourg (exclusief BTW)
Preço ao público no Luxemburgo, excluído o IVA

ECU 12,80 BFR 550 DKR 100 DM 27 ΔPX 1900 ESC 1990 FF 88 HFL 30 IRL 9.80 LIT 18400
PTA 1800 UKL 9.30 USD 14



OFICINA DE PUBLICACIONES OFICIALES DE LAS COMUNIDADES EUROPEAS
KONTOR ET FOR DE EUROPÆISKE FÆLLESSKABERS OFFICIELLE PUBLIKATIONER
AMT FÜR AMTLICHE VERÖFFENTLICHUNGEN DER EUROPÄISCHEN GEMEINSCHAFTEN
ΥΠΗΡΕΣΙΑ ΕΠΙΣΗΜΩΝ ΕΚΔΟΣΕΩΝ ΤΩΝ ΕΥΡΩΠΑΪΚΩΝ ΚΟΙΝΟΤΗΤΩΝ
OFFICE FOR OFFICIAL PUBLICATIONS OF THE EUROPEAN COMMUNITIES
OFFICE DES PUBLICATIONS OFFICIELLES DES COMMUNAUTÉS EUROPÉENNES
UFFICIO DELLE PUBBLICAZIONI UFFICIALI DELLE COMUNITÀ EUROPEE
BUREAU VOOR OFFICIËLE PUBLIKATIES DER EUROPESE GEMEENSCHAPPEN
SERVIÇO DAS PUBLICAÇÕES OFICIAIS DAS COMUNIDADES EUROPEIAS

ISBN 92-825-6926-8



9 789282 569269