


# eurostat news

QUARTERLY

3-1981



eurostat

**TO BE  
PUBLISHED**

## **Balances of payments Quarterly data 2-1981**

ISSN 0251-1800 (EN/FR)

Format A 4, approximately 90 pages,  
annual subscription price: BFR 360

This new publication of the Statistical Office is regularly edited in English and French. A complete translation of the texts in all other languages of the member countries is obtainable from Eurostat.

The report gives the most recently available data on the overall balance of payments (quarterly and annual flows) for each of the Member States of the European Community and for the Community as a whole (sums of EUR 9 and EUR 10), for each of the countries applying for membership (Spain and Portugal) and also for the United States and Japan.

Comparative tables for the main headings of balances of payments of industrialized countries are also included.

All these data are set out here according to a layout based on the one suggested in the fourth edition of the International Monetary Fund's publication 'Balance of payments manual'. The series are expressed in European currency units (ECU) and contain the most recent three years for which data are available for annual flows and the most recent nine quarters for which data are available for quarterly flows.

The publication is divided into three parts:

- I — Summary tables
- II — Tables by heading
- III — Tables by country.

# eurostat news

## NEWS ITEMS

---

|   |   |
|---|---|
| The growing importance of the Community in world statistics | 3 |
| Short-term industrial indicators                            | 4 |
| The statistical programme                                   | 6 |
| Nomenclature of Statistical Territorial Units               | 7 |
| Newsflash   | 8 |

## PUBLICATIONS

---

|                 |    |
|-----------------|----|
| Published       | 9  |
| To be published | 14 |
| Periodicals     | 16 |



Editor: Mr Luigi RONCHI, JMO B3/091, Tel. 4301/2042  
Secretariat and dissemination: JMO B3/092, Tel. 4301/2038

Reproduction of the contents of this publication is subject to acknowledgement of the source.

Statistical Office of the European Communities  
L-2920 Luxembourg-Kirchberg, rue Alcide De Gasperi, Bâtiment Jean Monnet  
Tel. 43011 Telex Comeur Lu 3423

Luxembourg: Office for Official Publications of the European Communities, 1981

*Eurostat News*

is also being published in French and German

DE ISSN 0378-505X

FR ISSN 0378-360X

*Printed in Belgium*

---

# NEWS ITEMS

---

## The growing importance of the Community in world statistics

Over the years the Commission has tended more and more to speak and negotiate on behalf of the Community as a whole. In a wide variety of contexts—Lomé Convention, GATT, North-South Dialogue, Madrid Conference, trade talks with Israel, etc.—statistics have had an important, sometimes essential, role to play.

For Eurostat this has involved two tasks. Firstly, to ensure that the Commission has adequate statistics for the Community as a whole. Secondly, to see that there is the appropriate level of comparability between Community statistics and those of the other countries and groups of countries.

The second task implies active and concerted participation by Eurostat (and the national statistical services of the Member States) in the work of the international statistical organizations.

Recently, Eurostat's status in this international work has grown considerably. To take only five examples:

(i) The Community has taken the lead in the work on world nomenclatures—fundamental to analysis of the connections between trade flows, production and employment.

(ii) Long experience within the Community in price comparisons and the calculation of purchasing-power parities between Member States has given Eurostat a major role to play in the world international price comparison project—an essential project if international comparisons, particularly the assessment of aid to developing countries, is not to be distorted, as now, by erratic movements in external exchange rates.

(iii) By the on-line dissemination of Com-

munity statistics through the Euronet network, Eurostat has taken full advantage of the new technologies. National and international organizations alike are profiting from our example and initiative.

(iv) A new joint initiative in the field of inflation accounting by Eurostat and OECD has been welcomed by international statisticians. More generally in the field of national accounts Eurostat has formulated proposals which could point the way towards a better world system of national accounting, in particular closing some of the gaps between practices in the planned and the market economies.

(v) By the increase in unsolicited visits to Luxembourg by heads of statistical offices (recent visitors have included those from the United States of America and Sweden), experts and trainees from all over the world.

The reasons for the increased prestige of Community statistical work in a world context are not difficult to find:

(a) the growing cooperation and identity of views between Member States and Eurostat on major statistical problems;

(b) the progress made by the Community in developing its own system of timely, reliable and relatively homogeneous figures;

(c) enlargement: ten Member States, with active cooperation from Spain and Portugal, now represent a major bloc in an international statistical context;

(d) increasing efforts of the major organizations, UN, OECD, ECE and EEC, to cooperate, avoid duplication, and to share essential work.

Against such a background, Eurostat's involvement in international statistical work may be expected to increase. Fortunately, in many sectors involvement can be limited and initiatives left to other organizations.

Accordingly, the limited resources available for this work can be concentrated on these sectors which are of high priority for the Community and where Community initiatives are essential.

## Short-term industrial indicators

In May 1972 the Council adopted a directive providing for 'the organization of coordinated statistical inquiries into the business cycle in industry and the handicrafts'. It is now appropriate to take a look back at the work that has been done in the field of short-term industrial indicators. It is hardly necessary to point out that the availability of harmonized, coherent and up-to-date data on the short-term economic situation in industry, both aggregated and broken down by industrial branches, constitutes an essential tool for the analysis of short-term and long-term trends in industry and for the formulation of economic policy, not only at the Community level, but even at the national level.

### Rapid key indicators

More precisely, the whole set of indicators available to Eurostat in the form of indices (1975 = 100) at the national and Community level consists of the variables listed below.

- The production index is the main indicator, because of the speed with which it is produced (published two months at the latest after the reference month) and the scope of its coverage of industrial branches (approximately 40 branches, or groups of branches, according to the NACE classification): it measures volume changes in industrial production and can be used to trace the trend at constant prices of that part of the

gross domestic product contributed by industry.

- The turnover and new orders indices: these indices can be used to follow trends in demand and thus to forecast future trends in production. The statistics for orders are in principle only collected for those industries that are supposed to manufacture products on a 'to order' basis.
- The so-called 'social' indicators, that is to say:
  - the index of the number of employees;
  - the index of the number of manual workers;
  - the index of gross wages and salaries (total remunerations);
  - the work volume index (hours of work theoretically or actually worked by manual workers).

It goes without saying that the behaviour of these last variables is closely connected to fluctuations in the production index. The social indicators, just like the indicators for turnover and orders, have in general a narrower coverage of branches than the production index. Nevertheless, the coverage of indicators such as the turnover index and the number of workers is very close to that of the production index, which means that they are the most appropriate for purposes of analysis.

The present situation regarding the transmission of the statistics is summarized in the table below:

| Index<br>Country | Production     | Turnover       | New orders     | Employees      |                          | Wages and salaries | Volume of work |
|------------------|----------------|----------------|----------------|----------------|--------------------------|--------------------|----------------|
|                  |                |                |                | Total          | Of which: manual workers |                    |                |
| FR of Germany    | M              | M              | M              | M              | M                        | M                  | M              |
| France           | M              | —              | —              | T              | —                        | T                  | —              |
| Italy            | M              | M              | M <sup>1</sup> | M <sup>1</sup> | —                        | M <sup>1</sup>     | —              |
| The Netherlands  | M              | T              | T <sup>1</sup> | T              | —                        | —                  | —              |
| Belgium          | M              | M              | M              | M              | M                        | T                  | M              |
| Luxembourg       | M              | M              | M              | M              | M                        | M                  | M              |
| United Kingdom   | M              | T              | T              | M              | —                        | T <sup>1</sup>     | —              |
| Ireland          | M              | —              | —              | T              | —                        | —                  | —              |
| Denmark          | M              | M              | M              | M              | M                        | M                  | M              |
| EUR 9            | M              | M <sup>1</sup> | T <sup>1</sup> | T              | —                        | T <sup>1</sup>     | —              |
| Greece/EUR 10    | M <sup>2</sup> | —              | —              | —              | —                        | —                  | —              |

<sup>1</sup> Indicators whose coverage in terms of industrial branches is relatively narrow taking account of the country's industrial structure (number of industries).

<sup>2</sup> Towards the end of 1981.

<sup>3</sup> Operational in 1982 to 1984, according to the indicator.

M = monthly; T = quarterly.

Though it may appear that there are some important gaps in this table, the considerable efforts made by the Member States to improve statistical coverage must be emphasized. Eurostat expects for instance to receive the turnover indices for France in the near future. Greece will shortly be supplying its production index according to the NACE nomenclature.

### An important addition: the index of industrial producer prices

The absence of information on current prices in industry is considered a serious handicap for economic analysis. These prices provide the essential element by means of which the production index and the indices of turnover and orders can be related to each other, the production index being a volume index, whereas the latter two indices are expressed in current prices. Though one must not lose sight of the fact that in some cases the production index is obtained by expressing deliveries in terms of constant prices, comparison of the variables 'turnover', 'orders received' and

'production', duly expressed in terms of a common unit (in volume terms or at current prices), is the kind of operation that provides extremely useful information on the business cycle. In this respect, the analysis of variations in stocks of finished products and of trends in order-books are two examples worthy of note.

It is obvious that being able to follow the trend of these prices is in itself of sufficient interest to justify collecting them. This is why Eurostat, in collaboration with the Member States, has since 1977 developed a common methodology for the preparation of these price indices, which in some ways are not very different from the indices traditionally known as 'wholesale price indices'. In the case of some Member States, the preparation of these indices only involved modifying the existing compilation system, whereas other countries were obliged to set up an entirely new system of surveys. Although Eurostat is already in possession of complete sets of these indices for five Member States, the project is not expected to be completed before 1983. For the time being these indices only cover



prices used in transactions on the national market; Eurostat is at present looking into whether they are suitable for the deflator operations mentioned above.

### Dissemination

The short-term economic indicators are all stocked in the 'General Economic Information' ('ICG' domain) in Cronos (Eurostat's chronological data base), and a selection of these indicators, covering the most important industrial branches, is published in the monthly publication 'Industrial short-term trends'. This publication is accompanied, from time to time, by supplements which

include detailed methodological information (e.g. Supplement No 12-1980, on the turnover indices and the indices of orders received). It is Eurostat's intention to supplement the contents of this publication during 1982 with indicators for foreign trade by industrial branches, with production indices for certain important third countries (taken from OECD sources), and also with data relating to the sector 'building and civil engineering', which is the subject of a subsequent directive by the Council providing for a range of statistical variables adapted to the particular circumstances of this sector.

G. Vanderseypen

## The statistical programme

The EEC Commission has sent to the Council its Fifth statistical programme of the European Communities 1982-84 (COM(81)327). The programme has also been sent, for information, to the European Parliament and to the Economic and Social Committee.

The present programme is the fifth in a series begun in 1973. The series has developed as follows:

- 1974 First programme circulated as Eurostat working document.
- 1976 Second programme 1977-79 (COM(76)376). Approved by the Commission (COM(76)PV 378) and by the Council (R/1704/77 (ECO 191) and T/626/77 (AGRI)).
- 1977 Third programme 1978-80 circulated as Eurostat working document.
- 1978 Fourth programme 1979-81 (COM(78)124) approved by the Commission (PV 299/78) and the Council in 1978 (R/1585/78 (ECO 133) (FIN 422) and 750/78).

It is no longer considered necessary to produce a full new programme each year for the Commission and the Council, though an annual updating will be discussed each year with the directorates-general of the national statistical institutes.

Two major innovations characterize the Fifth statistical programme of the European Communities covering the years 1982-84. These are:

- (1) the development of new data banks which will provide a basic and flexible instrument for the formulation, monitoring and administration of Community policies in most fields of high priority;
- (2) a new role for Eurostat in the dissemination of on-line information from existing and new data banks to the Community institutions and to the Community at large.

The principal aim of the Fourth programme (1979-81), that of providing timely short-term socio-economic statistics, has been largely achieved, and the basic information



requested is now in the hands of Eurostat and the national statistical services. The main problems to be solved in order to carry out the new programme are:

(i) to examine with Member States how the flow of essential statistical information can be maintained and improved, partly through the use of new telecommunications facilities, which can simplify the task of national statistical services, and partly by improved cross-sector harmonization so that maximum use can be made of all the available data;

(ii) to achieve the necessary redeployment and reinforcement of computing and other resources in order to keep total costs to a minimum.

The general lines of the programme cover the following topics: a review of the period 1979-81; the outlook for 1982-84 from the point of view of general priorities, priorities

for individual sectors and technical priorities; and in the longer term, the outlook for demand and resources.

The programme contains a series of annexes the aim of which is to provide a detailed description of the individual projects mentioned.

These annexes deal with general economic statistics, demographic and social statistics, industry, transport and services statistics, agriculture, forestry and fisheries statistics, energy statistics, external trade, ACP and non-member countries statistics, Eurostat Secretariat, Liaison Bureau, data processing and dissemination.

More detailed information and copies of the annexes may be obtained from the Eurostat Secretariat in Luxembourg (Tel. 43011, ext. 3105 and 3393).

G. Clarke

## Nomenclature of Statistical Territorial Units

On 1 January 1981 the SOEC published the Nomenclature of Statistical Territorial Units (NUTS) as an in-house document. This publication provides a three-level classification of the territorial units in the 10 Member States:

- Level I, comprising 54 European Community regions;
- Level II, comprising 118 basic administrative units;
- Level III, comprising 742 subdivisions of the basic administrative units.

This nomenclature is used as a standard for all Community statistics of a regional character.

Regional statistics are mainly compiled at Level II of the NUTS: economic accounts, population, employment, unemployment, education, agriculture, industry, transport and telecommunications, etc.

In addition, from this year on, the SOEC, in collaboration with national statistical departments, is compiling selected statistical indicators at Level III of the NUTS. Users interested in receiving a copy of the Nomenclature of Statistical Territorial Units may apply directly to the Regional and Financial Statistics Division of the SOEC (Tel. 4301/3288).

M. Franchi

## Newsflash...

Eurostat has prepared a 'guide' to help users of European statistics contact rapidly the officials working in different sectors who may be able to provide additional information or methodological explanations on statistical units, scope, etc. This document, a kind of vade-mecum of the work of the Statistical Office, was drawn up to help the other departments of the Commission, who are the first users of statistical material prepared by Eurostat. The name of the official concerned is given for each subject-matter, specific survey or area of interest so

that the information source may be rapidly pinpointed. The guide may be obtained from the Secretariat of the Director-General, Bureau B3/028, Jean Monnet Building, Luxembourg, Tel. 4301/3107.

Users from outside the Commission are reminded that they may apply to Division C-4 of the Statistical Office for any information they may need (Tel. 4301/2042). If necessary they will be put directly in contact with the different divisions or specialized services of Eurostat.

---

# PUBLICATIONS

---

## Published

---

### Theme 1

#### *ACP — BASIC STATISTICS*

ISBN 92-825-2179-6 (EN/FR)

Format A 6, 137 pages, price BFR 300

Selection of the most important statistics of the ACP countries, signatories with the Community of the Lomé Convention, and comparison with other developing countries. This selection covers the following areas: population, national accounts, production of industry, mining and agriculture, foreign trade, prices, finance, external aid, standard of living.

### Theme 2

#### *NATIONAL ACCOUNTS ESA — DETAILED FINANCIAL TABLES — 1970-1978*

ISBN 92-825-2087-0 (EN/FR/NL), 92-825-2088-9 (DA/DE/IT)

Format A 4, 169 pages, price BFR 700

Detailed tables of financial transactions for the Member States (change in assets and liabilities) by sector in accordance with the ESA (European system of integrated economic accounts).

#### *NATIONAL ACCOUNTS ESA — DETAILED TABLES BY BRANCH — 1970-1979*

ISBN 92-825-2406-X (EN/FR/NL), 92-825-2407-8 (DA/DE/IT)

Format A 4, 162 pages, price BFR 900

Detailed results of the national accounts of the member countries. Data are provided for the operations on goods and services (value-added, earnings of employees, gross fixed capital formation, final consumption of households) as well as the breakdown by branch of employment.

### Theme 3

#### *PENSIONERS IN THE COMMUNITY*

ISBN 92-825-2190-7 (EN/FR)

Format A 4, 61 pages, price BFR 400

This publication by the Statistical Office gives the main demographic data on the elderly and pensioners in the countries of the Community.

---

## PUBLICATIONS

---

The publication is divided into three parts:

- Part One provides some demographic indicators relating to the elderly.
- Part Two gives the main data relating to the occupations of the elderly: whether they belong to the labour force or not and, where applicable, the main employment data.
- Part Three presents the results of the specific survey on the elderly and retirement conditions which was carried out jointly with the labour force sample survey of 1977. It permits a breakdown into pension categories (old-age, disability, direct or survivor's, etc.) and provides a statistical basis for the determination of retirement age based on the statements of individuals.

### *EMPLOYMENT AND UNEMPLOYMENT STATISTICS*

ISBN 92-825-2191-5 (DA/DE/EN/FR/IT/NL)

Format A 4, 249 pages, price BFR 500

This publication contains the most recent series on employment, working population, unemployment and industrial stoppages, thus bringing the 1979 edition on 'Employment and unemployment' up to date.

The basic tables on population, working population and employment are supplemented by employees in employment statistics established in accordance with the NACE classes. The tables on employment include the series published monthly by the Statistical Office plus several specific analyses and certain figures on vacancies notified and filled. Industrial stoppages are shown as the number of days lost per 1 000 employees per branch of activity.

A historical section shows the main figures in the form of chronological series, several of which date back to 1950.

An annex is added to include employment and unemployment figures in Greece, Spain and Portugal.

### *LABOUR FORCE SAMPLE SURVEY 1979*

ISBN 92-825-2305-5 (EN/FR)

Format A 4, 145 pages, price BFR 150

A labour force sample survey was carried out in the spring of 1979 in the nine Member States of the Community, pursuant to Council Regulation (EEC) No 327/79 of 19 February 1979.

In this publication, the Statistical Office of the European Communities presents the main results of the survey. Similar surveys have been conducted regularly every two years (starting in 1973), with the aim of providing comparable and harmonized statistics on employment and unemployment.

The published data cover, in particular:

- the total population of private households, the labour force and unemployed persons, by sex and age group;
- employed persons by sex, occupational status and branch of activity;
- weekly working hours;
- the main groups of persons seeking employment, by sex, reasons for seeking employment, duration of search and methods used.

The data in the following tables have been selected so as to illustrate different aspects of female economic activity.

This publication also includes summary statistics of the main characteristics of the active population by region.

*DEMOGRAPHIC STATISTICS 1979*

ISBN 92-825-2193-1 (DA/DE/EN/FR/IT/NL)

Format A 4, 179 pages, price BFR 450

While all member countries possess highly-developed systems of demographic statistics, the wide diversity of practice with regard to the publication and presentation of results makes it very difficult to obtain comparable and up-to-date information necessary to study trends within the Community. The present publication is the fourth in an annual series designed to make good this deficiency. All the principal series of demographic statistics are covered, namely population by sex and age groups, births, deaths, migration, marriages, divorces, fertility, life expectancy and population projections. Both absolute numbers and rates are given in considerable detail for individual countries and for the Community as a whole. Data for Portugal and Spain are included using a format identical to that for member countries.

## Theme 4

*ENERGY STATISTICS YEARBOOK 1979*

ISBN 92-825-2306-3 (DE/EN/FR/IT)

Format A 4, 162 pages, price BFR 1 000

The *Energy statistics yearbook* groups in a single publication an extensive volume of statistical information relating to the energy economy of the Community and the Member States, particularly to the most recent year for which data are available.

The first chapter covers the characteristic data for energy economics in recent years.

The second chapter concerns the overall 'energy supplied' balance-sheets for the Community and each Member State for the most recent year. These balance-sheets are presented in detailed form in specific units and in terajoules, and in a more aggregated form in terajoules and in tonnes oil equivalent. The third chapter gives historical series for each energy source for the principal aggregates characterizing the structures of energy economics.

*STRUCTURE AND ACTIVITY OF INDUSTRY — 1976*

ISBN 92-825-2367-5 (DA/DE/EN/FR/IT/NL)

Format A 4, 259 pages, price BFR 700

This publication contains the main results for 1975 and 1976 of the coordinated annual inquiry into industrial activity, carried out by the Member States pursuant to a Council Directive of 6 June 1972.

*GENERAL INDUSTRIAL CLASSIFICATION OF ECONOMIC ACTIVITIES WITHIN THE EUROPEAN COMMUNITIES (NACE) — 1970*

ISBN 92-825-2240-7 (GR)

Format A 4, 101 pages, price BFR 125

The General industrial classification of economic activities within the European Communities (NACE) is an instrument necessary for the collection and presentation of statistical data which are compiled and harmonized within the scope of the Community.

Different statistics of the Community are covered by regulations or directives referring to NACE.

---

## PUBLICATIONS

---

|                |
|----------------|
| <b>Theme 5</b> |
|----------------|

### *YEARBOOK OF AGRICULTURAL STATISTICS 1975-1979*

ISBN 92-825-2189-3 (DA/DE/EN/FR/IT/NL)

Format A 4, 327 pages, price BFR 500

This book can be considered as a statistical vade-mecum containing the most important items given in 'Agricultural statistics'. This publication contains six parts:

- General
- Agricultural and forestry accounts
- Structure
- Production
- Supply balance-sheet
- Prices and price indices.

### *ECONOMIC ACCOUNTS — AGRICULTURE, FORESTRY*

ISBN 92-825-2375-6 (DA/DE/EN/FR/IT/NL)

Format A 4, 152 pages, price BFR 500

This publication contains the most recent data on agriculture and forestry accounts. This edition includes tables showing time series for final production, intermediate consumption, gross value-added and fixed capital formation, for each of the Member States and the Community, in national currencies and in ECU, at current prices (and exchange rates) and at constant prices (and exchange rates). The data relate to the period from 1974 to 1979.

|                |
|----------------|
| <b>Theme 6</b> |
|----------------|

### *ANALYTICAL TABLES OF FOREIGN TRADE — Nimexe — 1980*

(13 volumes)

ISBN 92-825-2518-X (Multilingual edition)

Format A 4, approximately 5 400 pages, price per series BFR 15 750

External trade statistics of the European Community and of the Member States in the Nimexe nomenclature.

Breakdown into products by country order for each 6-figure Nimexe heading in 12 volumes (A-L) by commodity group and into country by products order by Nimexe chapter (2-figure code) in a 13th volume (Z).

The volumes cover the following groups of products:

|   |                              |                 |
|---|------------------------------|-----------------|
| <b>Volume : Chapters 1-24</b><br>ISBN 92-825-2505-8   | <b>Agricultural products</b> | price BFR 2 000 |
| <b>Volume B: Chapters 25-27</b><br>ISBN 92-825-2506-6 | <b>Mineral products</b>      | 400             |
| <b>Volume C: Chapters 28-38</b><br>ISBN 92-825-2507-4 | <b>Chemical products</b>     | 2 000           |

|   |  |       |
|---|--|-------|
| <b>Volume D: Chapters 39-43</b><br>ISBN 92-825-2508-2 | <b>Artificial materials, leather</b>   | 1 000 |
| <b>Volume E: Chapters 44-49</b><br>ISBN 92-825-2509-0 | <b>Wood, cork, paper</b>               | 1 000 |
| <b>Volume F: Chapters 50-67</b><br>ISBN 92-825-2510-4 | <b>Textiles, footwear</b>              | 2 400 |
| <b>Volume G: Chapters 68-72</b><br>ISBN 92-825-2511-2 | <b>Stone, plaster, glass, ceramics</b> | 1 000 |
| <b>Volume H: Chapter 73</b><br>ISBN 92-825-2512-0     | <b>Iron and steel</b>                  | 1 200 |
| <b>Volume I: Chapters 74-83</b><br>ISBN 92-825-2513-9 | <b>Other base metals</b>               | 1 000 |
| <b>Volume J: Chapters 84-85</b><br>ISBN 92-825-2514-7 | <b>Machinery, appliances</b>           | 3 300 |
| <b>Volume K: Chapters 86-89</b><br>ISBN 92-825-2515-5 | <b>Transport equipment</b>             | 650   |
| <b>Volume L: Chapters 90-99</b><br>ISBN 92-825-2516-3 | <b>Optical precision instruments</b>   | 1 500 |
| <b>Volume Z</b><br>ISBN 92-825-2517-1                 | <b>Countries-products</b>              | 2 000 |

*ANALYTICAL TABLES OF FOREIGN TRADE — Nimexe — 1980*  
(on microfiches)

ISBN 92-825-2519-8, price complete series BFR 3 000, per microfiche BFR 50

External trade statistics of the Community and of the Member States in the Nimexe nomenclature:

- breakdown of products by countries in the 6-digit Nimexe code Value and Weight (module 1115) and Supplementary Units (module 1116).

The following supplements to this publication are available at the Statistical Office of the European Communities:

- breakdown of products by countries
  - in a 4-digit Nimexe code (module 1121) and
  - in a 2-digit Nimexe code (module 1131)
- breakdown of countries by products
  - in a 6-digit Nimexe code,
  - in a 4-digit Nimexe code and
  - in a 2-digit Nimexe code (module 2111)

*ANALYTICAL TABLES OF FOREIGN TRADE SITC/CTCI, Rev. 2 — 1980*  
(on microfiches)

ISBN 92-825-2541-4, price complete series BFR 1 500, per microfiche BFR 50

External trade statistics of the European Community and of the Member States in SITC (Standard International Trade Classification — SITC, rev. 2):

arranged in order of 'product by country' to 5 digits.



---

## PUBLICATIONS

---

The following supplements to this publication are available at the Statistical Office of the European Communities:

- arranged in order of 'product by country' to 3 digits (module 1321), to 2 digits (module 1331) and to 1 digit (module 1341)
- arranged in order of 'country by product' to 5, 3, 2 and 1 digits (module 2311).

### *GEONOMENCLATURE 1981*

ISBN 92-825-2354-3 (DA/DE/GR/EN/FR/IT/NL)

Format A 4, 186 pages, price BFR 400

An annotated edition of the country nomenclature for the external trade statistics of the Community and statistics of trade between the Member States and a publication containing maps and tables with indexes.

### *ANALYSIS OF THE TRADE BETWEEN THE EUROPEAN COMMUNITY AND THE LATIN AMERICAN COUNTRIES 1965-1980*

ISBN 92-825-2576-7 (EN)

Format A 4, 434 pages, price BFR 500

The publication presents a detailed study of the development and the structure of trade between the European Community and the countries of Latin America.

The position of Latin America in world trade, trade by broad categories of products and trade in the most important products between the EC and the Latin American States are analysed in turn in this study.

## To be published

|                |
|----------------|
| <b>Theme 1</b> |
|----------------|

### *BASIC STATISTICS OF THE COMMUNITY — 1981*

ISBN 92-825-2578-3 (DA)                      92-825-2582-1 (FR)

92-825-2579-1 (DE)                      92-825-2583-X (IT)

92-825-2580-5 (GR)                      92-825-2584-8 (NL)

92-825-2581-3 (EN)

Format A 6, approximately 208 pages, price BFR 150

Selection of the Community's basic statistics and a comparison with a number of other European countries, plus the USA, Japan and the USSR.

This selection covers the following subjects:

- Population
- Labour force
- Research and education
- External trade
- Prices
- Earnings and hours of work

- National accounts
- Agriculture
- Energy
- Industry
- Transport
- Social accounts
- Standard of living
- Finance
- Regional population and gross domestic product.

**Theme 4**

*OPERATION OF NUCLEAR POWER STATIONS 1980*

ISBN 92-825-2585-6 (EN/FR)

Format A 4, approximately 140 pages, price BFR 400

This annual publication presents in its first part the main operating statistics for the past year and gives an outline of the structure of the nuclear plant situation, with units on line as well as units under construction.

The second part of the publication gives the monthly operating data for each nuclear power station of the Community as well as the yearly results since the first connection to the grid. The annual load diagrams are also included showing the main reasons for unavailability.

**Theme 5**

*AGRICULTURAL PRICE STATISTICS 1969-1980*

ISBN 92-825-1663-6 (DE/EN/FR/IT)

Format A 4, approximately 325 pages, price BFR 600

This bulletin contains annual selling prices of crop and animal products as well as annual purchase prices of the means of agricultural production in the Member States of the Community (EUR 9); it covers the period 1969 to 1980. In addition, it describes and shows the evolution of the rates of the value-added tax in agriculture.

*EC AGRICULTURAL PRICE INDICES (INPUT - OUTPUT) 1973-1980*

ISBN 92-825-2540-6 (DE/EN/FR/IT)

Format A 4, approximately 80 pages, price BFR 150

This publication provides information on the trends of the annual EC indices of the producer prices of agricultural products and of purchase prices of the means of agricultural production, covering the eight years from 1973 to 1980, for EUR 9 and for each Member State. The price indices are base-weighted Laspeyres calculations using value weights determined for the base year 1975 for a fixed basket of agricultural products (output price index) or of goods and services (input price indices). The year 1975 also serves as reference year.

---

## PUBLICATIONS

---

### Theme 6

*EC – WORLD TRADE 1963-1979: A STATISTICAL ANALYSIS*

ISBN 92-825-2232-6 (EN/FR)

Format A 4, approximately 500 pages, price BFR 700

Statistical analysis of EC trade with third countries between 1963 and 1979.

### Theme 9

*GOVERNMENT FINANCING OF RESEARCH AND DEVELOPMENT 1970-1980*

ISBN 92-825-2415-9 (DA/DE/EN/FR/IT/NL)

Format A 4, approximately 210 pages, price BFR 600

This report contains an overall analysis of the public financing of R&D from 1975 to 1981 and a detailed analysis by objectives of this financing in 1980 and 1981 in the Member States.

## Periodicals

### ► Monthly bulletins

*EUROSTATISTICS – DATA FOR SHORT-TERM ECONOMIC ANALYSIS (THEME 1)*

ISSN 0250-393X (DE/FR/NL), 0250-3921 (DA/EN/IT)

Format A 4, approximately 100 pages, price BFR 800 subscription (11 issues)

BFR 1 500 subscription (22 issues)

The publication is intended to provide a selection of the most significant indicators of the trends in employment, production, external trade, prices, finance and the balance of payments for the Member States, the Community as a whole and the United States of America. The indicators will be expressed in the form of indices relating as far as possible to seasonally-adjusted series.

The bulletin will be available in two three-language editions which will appear alternately at the beginning and in the middle of each month.

*MONTHLY STATISTICS OF REGISTERED UNEMPLOYED IN THE COMMUNITY (THEME 3)*

(DE, EN, FR, IT)

Format A 4, approximately 10 pages, price BFR 360 annual subscription

The report contains monthly figures of unemployed persons registering at public employment offices (Community and Member States, including Greece), changes compared with the previous month and the

previous year, and unemployment rates calculated on a uniform basis by reference to the civilian working population. Also shown are numbers of persons unemployed aged under 25 years as well as new registrations of unemployed persons during the month and vacancies. A short commentary and a graph illustrating the month's figures are included.

*INDUSTRIAL SHORT-TERM TRENDS (THEME 4)*

ISSN 0378-8008 (DE), 0378-7877 (EN), 0378-7427 (FR)

Format A 4, approximately 60 pages, price BFR 500 annual subscription

Short-term industrial indicators with comments, tables and graphs. Production indices (gross indices per day worked and indices adjusted for seasonal variations) for 39 sectors of industry, indices of turnover, orders received, number of persons employed, earnings and number of hours worked, for 15 sectors of industry. The publication may include one or more methodological supplements in the course of the year, which are included in the subscription price.

*IRON AND STEEL — MONTHLY BULLETIN (THEME 4)*

ISSN 0378-7559 (DE/EN/FR/IT)

Format A 4, approximately 15 pages, price BFR 450 annual subscription

Short-term economic statistics (monthly) on production of pig-iron, crude steel, steel mill products, index of production, new orders, deliveries and order-books, external trade of ECSC steel products, consumption and receipts of scrap and number of short-time workers.

*HYDROCARBONS — MONTHLY BULLETIN (THEME 4)*

ISSN 0378-3731 (DE/EN/FR)

Format A 4, approximately 30 pages, price BFR 600 annual subscription

Updates monthly the principal statistical series characterizing the short-term movements in the petroleum and gas industries.

*COAL — MONTHLY BULLETIN (THEME 4)*

ISSN 0378-357X (DE/EN/FR)

Format A 4, approximately 20 pages, price BFR 300 annual subscription

Updates monthly the principal statistical series characterizing the short-term movements in the coal industry.

*ELECTRICAL ENERGY — MONTHLY BULLETIN (THEME 4)*

ISSN 0378-3561, approximately 16 pages, price BFR 300 annual subscription

Updates monthly the principal statistical series characterizing the short-term movements in the electrical economy in general and fuel consumption in power stations in particular.

---

## PUBLICATIONS

---

### *MONTHLY EXTERNAL TRADE BULLETIN (THEME 6)*

ISSN 0378-3723 (DA/DE/EN/FR/IT/NL)

Format A 4, approximately 130 pages, price BFR 1 800 annual subscription

General summary of foreign trade of the European Community by countries and by products. Trends in EC trade by countries and by products. Trade of the main non-EC countries. Indices.

The persons especially interested in foreign trade may also consult for more detailed information the *Analytical tables Nimex and CTCI* series of annual publications which will be published shortly. This important source of information exists also on microfiches.

#### ► Quarterly bulletins

### *BALANCES OF PAYMENTS – QUARTERLY DATA (THEME 2)*

ISSN 0251-1800 (EN/FR)

Format A 4, approximately 90 pages, price BFR 360 annual subscription

This publication provides the latest available quarterly and annual data on the global balances of payments (flows) of each European Community country, as well as for the Community as a whole (EUR 10 and EUR 9), of each of the candidate member countries (Spain and Portugal) and of the United States and Japan. The publication includes comparative tables with the main balance items of a certain number of industrialized countries.

The data are expressed in millions of European currency units (Mio ECU); they are presented according to the Eurostat's balance-of-payments schema and cover the three latest annual and the nine latest quarterly available periods.

### *QUARTERLY IRON AND STEEL BULLETIN (THEME 4)*

ISSN 0378-3510 (DE/EN/FR/IT)

Format A 4, approximately 130 pages, price BFR 1 200 annual subscription

Annual, quarterly and monthly statistics on employment, consumption of raw materials, production of iron-ore, pig-iron, crude steel, finished steel products and end products, on works deliveries and receipts, stocks, on external and internal ECSC steel and scrap trade and on apparent steel consumption.

### *CROP PRODUCTION (THEME 5)*

ISSN 0378-3588 (DE/EN/FR/IT)

Format A 4, approximately 120 pages, price BFR 900 annual subscription

The most recent information on

- (1) land use, crop production of arable land (area, yield, production), fruit and vegetable production;
- (2) meteorological report;
- (3) supply balances for crop products.

*ANIMAL PRODUCTION (THEME 5)*

ISSN 0250-6580 (DE/EN/FR/IT)

Format A 4, approximately 120 pages, price BFR 900 annual subscription

This quarterly bulletin replaces the three monthly bulletins giving monthly statistics of meat, eggs and milk.

The data in the first three sections of the bulletin are supplied by Member States under the following Council legislation :

- Directives 68/161/EEC and 73/132/EEC on production statistics for beef and veal and pigmeat;
- Regulation (EEC) No 2782/75 on the production and marketing of eggs for hatching and of poultry chicks, and
- Directive 72/280/EEC on milk and milk products.

The fourth section contains data derived from external trade statistics, aggregated so as to make them comparable with production statistics.

The fifth and final section contains the main findings of surveys carried out at different intervals, such as the structural surveys on cattle-breeding and pig-breeding, annual supply balance-sheets, notes and forecasts, and other information.

*SELLING PRICES OF VEGETABLE PRODUCTS (THEME 5)*

ISSN 0378-6714 (DE/EN/FR/IT)

Format A 4, approximately 160 pages, price BFR 600 annual subscription

The quarterly bulletin *Selling prices of vegetable products* shows :

- producer prices of vegetable products in each of the past 12 months;
- prices of certain processed products of vegetable origin;
- percentage variations compared with the previous month and the same period in the previous year.

The prices in absolute values are expressed in national currency and in ECU. The conversion rates used are shown in the preliminary section which also gives a description of the main characteristics of each price series and the rates of the value-added tax in agriculture.

*SELLING PRICES OF ANIMAL PRODUCTS (THEME 5)*

ISSN 0378-6722 (DE/EN/FR/IT)

Format A 4, approximately 130 pages, price BFR 600 annual subscription

The quarterly bulletin *Selling prices of animal products* shows :

- producer prices of animal products in each of the past 12 months;
- prices of certain processed products of animal origin;
- percentage variations compared with the previous month and the same period in the previous year.

The prices in absolute values are expressed in national currency and in ECU. The conversion rates used are shown in the preliminary section which also gives a description of the main characteristics of each price series and the rates of the value-added tax in agriculture.

---

## PUBLICATIONS

---

### *PURCHASE PRICES OF THE MEANS OF PRODUCTION (THEME 5)*

ISSN 0378-6692 (DE/EN/FR/IT)

Format A 4, approximately 165 pages, price BFR 900 annual subscription

The quarterly bulletin *Purchase prices of the means of production* shows:

- prices of the main means of production purchased by farmers in each of the past 12 months (feedingstuffs, fertilizers, fuels, seeds and pesticides);
- percentage variations compared with the previous month and the same period in the previous year.

The prices in absolute values are expressed in national currency and in ECU. The conversion rates used are shown in the preliminary section which also gives a description of the main characteristics of each price series and the rates of value-added tax in agriculture.

### *EC AGRICULTURAL PRICE INDICES (INPUT-OUTPUT) (THEME 5)*

ISSN 0250-5967 (DE/EN/FR/IT)

Format A 4, approximately 70 pages, price BFR 600 annual subscription

Statistics are presented month by month for the past 12 months. The indices are preceded in each case by a brief analysis of the previous quarter's results showing the percentage variations for both EUR 9 and each Member State. Weighting schemes are given by country and by product. Graphs show trends for EUR 9 for the main elements of the indices. The annual results for the indices are also published in the yearbooks *Agricultural price statistics* and *Yearbook of agricultural statistics*.

### *FISHERIES — QUANTITY AND VALUE OF LANDINGS IN THE EC (THEME 5)*

ISSN 0250-4383 (DE/EN/FR/IT)

Format A 4, approximately 88 pages, price BFR 600 annual subscription

This quarterly publication contains the monthly data on the landings (quantities and values) of the more important fish species in Community ports.

### *EC TRADE WITH THE ACP STATES AND THE SOUTH MEDITERRANEAN STATES (THEME 6)*

ISSN 0379-3486 (EN/FR)

Format A 4, approximately 75 pages, price BFR 150 annual subscription

This publication comprises a selection of statistics on the main flow of trade between the Community and the developing countries, in particular the ACP countries and the south Mediterranean States. The statistics published relate both to trade by broad categories of products and to Community imports of the main commodities.



► **Half-yearly bulletins**


*HOURLY EARNINGS — HOURS OF WORK (THEME 3)*

ISSN 0378-3596 (DA/DE/EN/FR/IT/NL)

Format A 4, approximately 290 pages, price BFR 600 annual subscription

This publication which is updated every six months contains harmonized data on workers' hourly wages, on labour costs and weekly hours worked, plus indices of developments in employees' monthly salaries in industry. These data are broken down according to NACE, and, for certain countries, by region.

This publication also contains some data on the earnings and conditions of employment of permanent workers in agriculture.



## REQUEST FOR INFORMATION

to be returned to

**STATISTICAL OFFICE OF THE EUROPEAN COMMUNITIES**  
**Division C-4 (Dissemination of information)**  
**Jean Monnet Building**  
**Office B3/092**  
**L-2920 Luxembourg**

Name ..... First name .....

Organization .....

Address: Street ..... No .....

Town ..... Postal code .....


Country .....

I should like to receive information about Eurostat publications being published on the following themes that I have marked with a cross in the boxes provided.

1. General statistics
2. National accounts, finance and balance of payments
3. Population and social conditions
4. Industry and services
5. Agriculture, forestry and fisheries
6. Foreign trade
9. Miscellaneous

Date ..... Signature .....





**ORDER FORM**

to be sent to

**OFFICE FOR OFFICIAL PUBLICATIONS OF THE  
EUROPEAN COMMUNITIES  
L-2985 LUXEMBOURG**

Please send me the following publication(s):

Title .....

Title .....

Title .....

Title .....

Payment on receipt of the invoice

Name: .....

Address: Street ..... No .....

Town ..... Postal code .....


Country .....

Date: .....

Signature: .....











# Classification of Eurostat publications

| Themes   | Sub-themes   |
|--|--|
| <b>1. General statistics</b>                                 | <ol style="list-style-type: none"><li>1. General statistics</li><li>2. Regional general statistics</li><li>3. Third-country statistics</li></ol>   |
| <b>2. National accounts, finance and balance of payments</b> | <ol style="list-style-type: none"><li>1. National accounts</li><li>2. Accounts of sectors</li><li>3. Accounts of branches</li><li>4. Money and finance</li><li>5. Regional accounts and finance</li><li>6. Balance of payments</li><li>7. Prices</li></ol>         |
| <b>3. Population and social conditions</b>                   | <ol style="list-style-type: none"><li>1. Population</li><li>2. Social conditions</li><li>3. Education and training</li><li>4. Employment</li><li>5. Social protection</li><li>6. Wages and salaries</li></ol>  |
| <b>4. Industry and services</b>                              | <ol style="list-style-type: none"><li>1. Industry, general</li><li>2. Energy</li><li>3. Iron and steel</li><li>4. Transport and services</li></ol>   |
| <b>5. Agriculture, forestry and fisheries</b>                | <ol style="list-style-type: none"><li>1. Agriculture, general</li><li>2. Agriculture, production and balances</li><li>3. Agriculture, prices</li><li>4. Agriculture, accounts</li><li>5. Agriculture, structure</li><li>6. Forestry</li><li>7. Fisheries</li></ol> |
| <b>6. Foreign trade</b>                                      | <ol style="list-style-type: none"><li>1. Nomenclature</li><li>2. Community trade, general</li><li>3. Trade with developing countries</li></ol>   |
| <b>9. Miscellaneous</b>                                      | <ol style="list-style-type: none"><li>1. Miscellaneous statistics</li><li>2. Miscellaneous information</li></ol>   |

## General information

The publications of the Statistical Office of the European Communities (Eurostat) are grouped according to 'themes', of which the reader will find a list below.

*Eurostat News* provides the public with a regular flow of information on the progress of the SOEC publications programme. The presentation is such that it is clear which publications have *just appeared* in the course of the last quarter and which are *in course of preparation* and will thus be available in the near future. There follows a list of 'periodicals', indicating their frequency of publication (monthly, quarterly, half-yearly).

The information provided on each publication is as follows: 'theme' to which the work belongs, title of volume, international classification number (ISBN or ISSN), languages in which available, format, number of pages, price and brief summary of content. For practical reasons, the *price* is given in only one currency, the BFR (Belgian franc) which is the legal tender in the country of publication (the Grand Duchy of Luxembourg). The price thus indicated applies when orders are placed directly with the Office for Official Publications of the European Communities (L-2985 Luxembourg, 5 rue du Commerce – postal cheque account (CCP) 19 190-81 – bank current account BIL 8-109/6003/300) and serves as a rough guide to the prices in the various national currencies in the event of purchase from the sales offices which are listed on the third page of the cover. The *languages* in which the publications are available are shown by

the following abbreviations: M = multilingual, i.e. in the official languages of the European Communities.

DA = Danish, DE = German, EN = English, GR = Greek, FR = French, IT = Italian, NL = Dutch

Users who wish to order publications directly from the Publications Office (or to take out subscriptions) will find an *order form* on the last page of *Eurostat News*. It need only be detached, legibly completed and sent to the address indicated.

As certain users of statistical information wish to be regularly informed of the publications produced by the Statistical Office of the European Communities, a *request for information* is provided at the second last page of this issue. If it is completed and returned to Eurostat, the sender will subsequently receive notification of our publications as they appear.

Further information may be obtained from the staff responsible for *Eurostat News* (at the address given on the first page of this issue) or from Division C-4 – Dissemination of information (Jean Monnet Building L-2920 Luxembourg – Tel. 4301/2038 – Telex COMEUR LU 3423).

Officials of the Commission of the European Communities and the other institutions who are *employed in Brussels* should apply to the Eurostat liaison office 'Data shop' (U.P.B. Building, 120 Rue de la Loi, Brussels – Office 4/11, tel. 735 80 40/1504 – Telex 21877 COMEU B).

**Salgs- og abonnementskontorer · Vertriebsbüros · Γραφεία πωλήσεως ·  
Sales Offices · Bureaux de vente · Uffici di vendita · Verkoopkantoren**

**Belgique — België**

*Moniteur belge — Belgisch Staatsblad*

Rue de Louvain 40-42 — Leuvensestraat 40-42  
1000 Bruxelles — 1000 Brussel  
Tel 512 00 26

*Sous-dépôts — Agentschappen*

Librairie européenne — Europese Boekhandel  
Rue de la Loi 244 — Wetsstraat 244  
1040 Bruxelles — 1040 Brussel

**CREDOC**

Rue de la Montagne 34 · Bte 11 — Bergstraat 34  
· Bus 11  
1000 Bruxelles — 1000 Brussel

**Danmark**

*Schultz Forlag*

Montergade 21  
1116 København K  
Tlf (01) 12 11 95

*Underagentur*

Europa Bøger  
Gammel Torv 6 — Postbox 137  
1004 København K  
Tlf (01) 15 62 73

**BR Deutschland**

*Verlag Bundesanzeiger*

Breite Straße — Postfach 10 80 06  
5000 Köln 1  
Tel (0221) 21 03 48  
(Fernschreiber Anzeiger Bonn 8 882 595)

**Ελλάδα**

*Γ Κ Ελευθεροδράκης Α Ε*

Νίκης 4  
Αθήνα (126)  
Τηλ 3226323  
Τέλεξ 219410 elef

*Πρακτόρευση*

Βιβλιοπωλείο Μόλχο  
οδός Τοιμακή 10  
Θεσσαλονίκη  
Τηλ 275 271  
Τέλεξ 412885 limo

**France**

*Service de vente en France des publications des  
Communautés européennes*

*Journal officiel*

26, rue Desaix  
75732 Paris Cedex 15  
Tel (1) 578 61 39

*« Service de documentation »*

DE P P — Maison de l'Europe  
37, rue des Francs-Bourgeois  
75004 Paris  
Tel 887 96 50

**Ireland**

*Government Publications*

Sales Office  
G P O Arcade  
Dublin 1

or by post

*Stationery Office*

Dublin 4  
Tel 78 96 44

**Italia**

*Libreria dello Stato*

Piazza G. Verdi 10  
00198 Roma — Tel (6) 8508  
Telex 62008

**Nederland**

*Staatsdrukkerij- en uitgeverijbedrijf*

Christoffel Plantijnstraat  
Postbus 20014  
2500EA s-Gravenhage  
Tel (070) 78 99 11

**United Kingdom**

*H M Stationery Office*

P O Box 569  
London SE1 9NH  
Tel (01) 928 69 77 ext 365

**España**

*Libreria Mundi-Prensa*

Castelló 37  
Madrid 1  
Tel 275 46 55

**Portugal**

*Livraria Bertrand, s a r l*

Rua João de Deus — Venda Nova  
Amadora  
Tel 97 45 71  
Telex 12 709 — lltan — p

**Schweiz - Suisse - Svizzera**

*Librairie Payot*

6, rue Grenus  
1211 Genève  
Tel 31 89 50

**Sverige**

*Librairie C E Fritzes*

Regeringsgatan 12  
Box 16356  
103 27 Stockholm  
Tel 08-23 89 00

**United States of America**

*European Community Information Service*

2100 M Street, N W  
Suite 707  
Washington, D C 20 037  
Tel (202) 862 95 00

**Grand-Duché de Luxembourg**

∴

**Andre lande · Andere Länder · Άλλες χώρες · Other countries · Autres pays · Altri paesi · Andere landen**

Kontoret for De europæiske Fællesskabers officielle Publikationer · Amt für amtliche Veröffentlichungen der Europäischen Gemeinschaften ·  
Υπηρεσία Επισήμων Εκδόσεων των Ευρωπαϊκών Κοινοτήτων · Office for Official Publications of the European Communities ·  
Office des publications officielles des Communautés européennes · Ufficio delle pubblicazioni ufficiali delle Comunità europee ·  
Bureau voor officiële publicaties der Europese Gemeenschappen

L-2985 Luxembourg · 5, rue du Commerce · Tel 49 00 81



KONTORET FOR DE EUROPÆISKE FÆLLESSKABERS OFFICIELLE PUBLIKATIONER  
AMT FÜR AMTLICHE VERÖFFENTLICHUNGEN DER EUROPÄISCHEN GEMEINSCHAFTEN  
OFFICE FOR OFFICIAL PUBLICATIONS OF THE EUROPEAN COMMUNITIES  
OFFICE DES PUBLICATIONS OFFICIELLES DES COMMUNAUTÉS EUROPÉENNES  
UFFICIO DELLE PUBBLICAZIONI UFFICIALI DELLE COMUNITÀ EUROPEE  
BUREAU VOOR OFFICIELE PUBLIKATIES DER EUROPESE GEMEENSCHAPPEN

ISSN 0378-4207