



Kommissionen for De europæiske Fællesskaber  
Kommission der Europäischen Gemeinschaften  
Επιτροπή των Ευρωπαϊκών Κοινοτήτων  
Commission of the European Communities  
Commission des Communautés européennes  
Commissione delle Comunità europee  
Commissie van de Europese Gemeenschappen

1984 - 1988



Landbrugsmarkeder  
Agrarmärkte  
Γεωργικές αγορές  
Agricultural markets  
Marchés agricoles  
Mercati agricoli  
Landbouwmakten

Priser □ Preise □ Τιμές □ Prices □ Prix □ Prezzi □ Prijzen

*Basée sur des informations, rassemblées par les services de la Direction Générale de l'Agriculture, dans le cadre de l'application de la politique agricole commune, la publication "Marchés Agricoles - Prix" contient des données concernant les prix fixés par le Conseil ou par la Commission et les prix constatés sur les différents marchés de la Communauté.*

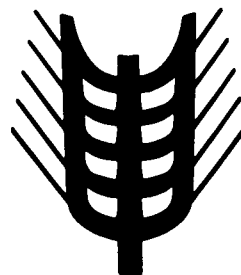

*La table des matières (page 1) mentionne les produits traités.*

*Les tableaux donnent l'évolution, pour une période de plusieurs semaines et de plusieurs mois, des:*

- montants fixés,*
- prix de marché (si possible),*
- prélèvements envers pays tiers,*
- prix sur le marché mondial (si possible).*



Kommissionen for De europæiske Fællesskaber  
Kommission der Europäischen Gemeinschaften  
Επιτροπή των Ευρωπαϊκών Κοινοτήτων  
Commission of the European Communities  
Commission des Communautés européennes  
Commissione delle Comunità europee  
Commissie van de Europese Gemeenschappen



Landbrugsmarkeder  
Agrarmärkte  
Γεωργικές αγορές  
Agricultural markets  
Marchés agricoles  
Mercati agricoli  
Landbouwmakten

Priser □ Preise □ Τιμές □ Prices □ Prix □ Prezzi □ Prijzen

GENERALDIREKTORATET FOR LANDBRUG, Direktorat Generale anliggender  
GENERALDIREKTION LANDWIRTSCHAFT, Direktion Allgemeine Angelegenheiten  
ΓΕΝΙΚΗ ΔΙΕΥΘΥΝΣΗ ΓΕΩΡΓΙΑΣ, Διεύθυνση γενικῶν ὑποθέσεων  
DIRECTORATE-GENERAL AGRICULTURE, Directorate General matters  
DIRECTION GENERALE DE L'AGRICULTURE, Direction Affaires générales  
DIREZIONE GENERALE DELL'AGRICOLTURA, Direzione Affari generali  
DIRECTORAAT-GENERAAL LANDBOUW, Directoraat Algemene zaken

Rue de la Loi 200—B-1049 Bruxelles  
Bâtiment Berlaymont

Tél. 235.11.11

Télex 22037 (AGREC)

Luxembourg: Office des publications officielles des Communautés européennes, 1988

ISBN 0250-9605

Kat./Cat.: CB-AZ-88-005-7C-C

Eftertryk med kildeangivelse tilladt  
Nachdruck mit Quellenangabe gestattet  
Η αναδημοσίευση ὁποιοῦδήποτε στοιχείου προϋποθέτει τὴν ἀναφορά τῆς πηγῆς  
Reference to this publication is requested for reproduction of any data  
La reproduction des données est subordonnée à l'indication de la source  
La riproduzione del contenuto è subordinata alla citazione della fonte  
Het overnemen van gegevens is toegestaan mits bronvermelding

*Printed in Belgium*

INDEX

BOVBO1PMIO0A	70	-	70
BOVBO2PMIO0A	71	-	71
BOVOGLPRI00A	81	-	81
BOVTITPMIO0A	72	-	80
BOVVIFPRI00A	82	-	83
CERALLPMIO0A	16	-	19
CERALLPMIO0C	12	-	15
CERFGSPRI00A	23	-	23
CERFGSPRI00C	22	-	22
CERTITPMIO1A	21	-	21
CERTITPMIO1C	20	-	20
HUITITPMIO0A	35	-	35
HUITITPMIO0C	34	-	34
HUITITPRI00C	36	-	36
LAILAIPRI00A	87	-	87
LAILAIPRI00C	86	-	86
LEXIQUE DE	2	-	2
LEXIQUE DK	3	-	3
LEXIQUE EL	4	-	4
LEXIQUE EN	5	-	5
LEXIQUE ES	6	-	6
LEXIQUE FR	7	-	7
LEXIQUE IT	8	-	8
LEXIQUE NL	9	-	9
LEXIQUE PO	10	-	10
OEVOEVPMI00A	59	-	60
OEVOEVPRI00A	58	-	58
OEVVOLPMIO0A	66	-	67
OEVVOLPRI00A	62	-	65
OVIAGNPMIO0A	91	-	91
OVIAGNPMIO0C	90	-	90
OVITITPRI00A	92	-	92
PORPCTPMIO0A	53	-	53
PORPCTPMIO0C	52	-	52
PORPC1PMIO0A	45	-	45
PORPC1PMIO0C	44	-	44
PORPODPMIO0A	49	-	51
PORPODPMIO0C	46	-	48
PORTITPRI00A	54	-	55
RIZRIZPMIO0A	27	-	27
RIZRIZPMIO0C	26	-	26
RIZTITPMIO1A	29	-	29
RIZTITPMIO1C	28	-	28
RIZTITPRI00A	31	-	31
RIZTITPRI00C	30	-	30
SUCSSIPRI00A	42	-	42
VINITITPMIO0C	38	-	40

DER SUCHSCHLÜSSEL WIRD AUS FOLGENDEN KODES ZUSAMMENGESETZT: SEKTOR + PRODUKT + INFORMATION + KREISLAUF

ZUM BEISPIEL

CER + ALL + PM00 + C = CERALLPM00C

SUCHEN SIE IM VERZEICHNIS MIT DIESEM SCHLÜSSEL DIE SEITENNUMMER DER VERÖFFENTLICHUNG ODER DIE KOORDINATEN DER MICRO.

### SEKTOR

EIER UND GEFLÜGELFLEISCH	DEV
GETREIDE	CER
MILCH UND MILCHERZEUGNISSE	LAI
OLIVENÖL	HUI
REIS	RIZ
RINDFLEISCH	BOV
SCHAFFLEISCH	OVI
SCHWEINFLEISCH	POR
WEIN	VIN
ZUCKER	SUC

### PRODUKTE

DER GANZE SEKTOR	ALL
DER GANZE SEKTOR	TIT
EIER	DEV
FERKEL	PCT
GEFLÜGEL	VOL
GEKÜHLTES FLEISCH	CGL
GETREIDE	FGS
LÄMMER	AGN
LEBENDE KÄLBER	BD2
LEBENDE RINDER	BD1
LEBENDE TIERE	VIF
MILCH UND MILCHERZEUGNISSE	LAI
REIS	RIZ
SCHWEINE KL 1	PC1
SIRUPE UND ERZEUGNISSE DES ZUCKERSEKTOR	SSI
TEILSTECHE - SCHWEINFLEISCH	POD

### INFORMATION

ABSCHÖPFUNGEN BEI DER EINFUHR	PR00
CIF PREISE	PM01
PREISE AUF DEM INLÄNDISCHEN MARKT	PM00

### KREISLAUF

JÄHRLICH	A
WIRTSCHAFTSJAHR	C

VED VALG AF NØGLE, ANVEND FØLGENDE KODER : SEKTOR + PRODUKT + INFORMATION + PERIODE

FOR EKSEMPEL  +  +  +  =

MED NØGLEN KAN DE GENNEM INDEKSET FINDE SIDENUMMER T TIDSSKRIFTET ELLER REFERENCER PAA MIKROFICHEN.

**SEKTOR**

FÅREKØD	OVI
FJERKRÆKØD OG ÆG	DEV
KØRN	CER
MÆLK OG MEJERIPRODUKTER	LAI
OKSEKØD	BOV
OLIVENOLIE	MUI
RIS	RIZ
SUKKER	SUC
SVINEKØD	POR
VIN	VIN

**PRODUKT**

ÆG	DEV
DELSTYKKER - SVINEKØD	POD
FJERKRÆ	VOL
HELE SEKTOREN	ALL
HELE SEKTOREN	TTT
KØLET KØD	COL
LAM	AGN
LEVENDE DYR	VIF
LEVENDE KALVE	BOZ
LEVENDE KVÆG	BO1
MÆLK OG MEJERIPRODUKTER	LAI
RIS	RIZ
SEKTOREN	FGS
SIRUP OG SUKKERPRODUKTER	SSI
SMÅGRISE	PCT
SVIN KL 1	PC1

**INFORMATION**

CIF PRIS	PM01
IMPORTAFGIFTER	PR100
PRISER PÅ HJEMMEMARKEDET	PM100

**PERIODE**

JØRRLICH	A
PRODUKTIONSÅRET	C



ΓΙΑ ΤΗΝ ΕΠΙΛΟΓΗ ΤΟΥ ΟΡΟΥ-ΚΛΕΙΔΙ, ΕΛΕΓΕ ΤΟΥΣ ΑΚΟΛΟΥΘΟΥΣ ΚΩΔΙΚΟ ΤΟΜΕΑΣ + ΠΡΟΙΟΝ + ΠΛΗΡΟΦΟΡΙΕΣ + ΠΕΡΙΟΔΟΣ

ΠΑΡΑΔΕΙΓΜΑ CER + ALL + PM100 + C = CERALLPM100C

ΑΥΤΟΣ Ο ΟΡΟΣ-ΚΛΕΙΔΙ ΕΠΙΤΡΕΠΕΙ ΤΗΝ ΕΚΤΥΠΩΣΗ ΣΤΟΝ ΠΙΝΑΚΑ ΠΕΡΙΕΚΟΜΕΝΩΝ ΤΟΥ ΑΡΙΘΜΟΥ ΣΕΛΙΔΑΣ ΤΗΣ ΔΗΜΟΣΙΕΥΣΗΣ.

**ΤΟΜΕΑΣ**

ΓΑΛΑΚΤΟΣ ΚΑΙ ΓΑΛΑΚΤΟΚΟΜΙΚΟΝ ΠΡΟΙΟΝΤΩΝ	LAI
ΟΙΝΟΥ	VIN
ΟΡΥΖΑ	RIZ
ΠΡΩΒΕΙΟ ΚΡΕΑΣ	OVI
ΤΗΣ ΖΑΧΑΡΗΣ	SUC
ΤΟΥ ΒΟΕΙΟΥ ΚΡΕΑΤΟΣ	BOV
ΤΟΥ ΕΛΑΙΘΑΑΔΟΥ	MUI
ΤΟΥ ΧΟΙΡΕΙΟΥ ΚΡΕΑΤΟΣ	POR
ΤΩΝ ΑΥΓΩΝ ΚΑΙ ΤΟΥ ΚΡΕΑΤΟΣ ΤΩΝ ΠΟΥΛΕΡΙΚΩΝ	DEV
ΤΩΝ ΣΙΤΗΡΩΝ	CER

**ΠΡΟΙΟΝΤΑ**

CUTS - ΧΟΙΡΟΥ	POD
ΑΡΝΙΑ	AGN
ΑΥΓΑ	DEV
ΓΑΛΑΚΤΟΣ ΚΑΙ ΓΑΛΑΚΤΟΚΟΜΙΚΟΝ ΠΡΟΙΟΝΤΩΝ	LAI
ΚΑΤΑΥΥΓΜΕΝΟ ΚΡΕΑΣ	CGL
ΟΡΥΖΑ	RIZ
ΠΟΥΛΕΡΙΚΑ	VOL
ΣΙΤΗΡΑ	FGS
ΣΥΜΒΑΔ ΤΟΥ ΤΟΜΕΑ	ALL
ΣΥΜΒΑΔ ΤΟΥ ΤΟΜΕΑ	YTT
ΧΟΙΡΙΑΔΙΑ	PCT
ΧΟΙΡΕΙΩΝ ΚΑ 1	PC1
ΖΑΧΑΡΗ - ΕΙΣΦΟΡΕΣ ΓΙΑ ΣΙΡΟΠΙΑ	SSI
ΖΩΑ ΖΩΝΤΑΝΑ	VIF
ΖΩΝΤΑΝΟΙ ΜΟΣΧΟΙ	BO1
ΖΩΝΤΑΝΟΙ ΜΟΣΧΟΙ	BO2

**ΠΛΗΡΟΦΟΡΙΕΣ**

ΕΙΣΦΟΡΕΣ ΚΑΤΑ ΤΗΝ ΕΙΣΑΓΩΓΗ	PR100
ΤΙΜΕΣ C.I.F.	PM01
ΤΙΜΕΣ ΤΗΣ ΕΣΩΤΕΡΙΚΗΣ ΑΓΟΡΑΣ	PM100

**ΠΕΡΙΟΔΟΣ**

ΕΜΠΟΡΙΚΟ ΕΤΟΣ	C
ΕΤΗΣΙΟΣ	A



TO COMPOSE THE KEY, TAKE FOLLOWING CODES : SECTOR + PRODUCT + INFORMATION + PERIOD

FOR INSTANCE  +  +  +  =

VIA THE INDEX THIS KEY ENABLE YOU TO FIND THE PAGE NUMBER OF THE PUBLICATION OR THE REFERENCES OF THE MICROFICHE.

**SECTOR**

BEEF AND VEAL	BOV
CEREALS	CER
EGGS AND POULTRY	DEV
MILK AND MILK PRODUCTS	LAI
MUTTON AND LAMB	OVI
OLIVE OIL	HUI
PIGMEAT	POR
RICE	RIZ
SUGAR	SUC
WINE	VIN

**PRODUCTS**

ALL THE SECTOR	ALL
ALL THE SECTOR	TTT
CEREALS	FGS
CUTS - PIGMEAT	POD
EGGS	DEV
FROZEN MEAT	CEL
LAMBS	AGN
LIVE ADULT BOVINE ANIMALS	BO1
LIVE ANIMALS	VIF
LIVE CALVES	BO2
MILK AND MILK PRODUCTS	LAI
PIGLETS	PCT
PIGS CL 1	PC1
POULTRY	VOL
RICE	RIZ
SYRUPS AND PRODUCTS IN THE SUGAR SECTOR	SSI

**INFORMATIONS**

C.I.F. PRICES	PM01
LEVIES ON IMPORT	PR100
PRICES ON THE INTERNAL MARKET	PM100

**PERIOD**

MARKETING YEAR	C
YEARLY	A

FORMARLA CLAVE UTILIZANDO, LOS CODIGOS SIGUIENTES :

SECTOR + PRODUCTOS + DATOS + PERIODICIDAD

POR EJE

CER + ALL + PM100 + C - CERALLEPM100C

ESTA CLAVE PERMITE LOCALIZAR NUMERO DE PAGINA DE LA

PUBLICACION O LAS COORDENADAS DE LA MICROFICHA.

### SECTOR

ACEITE DE OLIVA	HUI
ARROZ	RIZ
AZUCAR	SUC
CARNE DE OVINO	OVI
CARNE DE PORCINO	POR
CARNE DE VACUNO	BOV
CEREALES	CER
HUEVOS Y CARNE DE AVES DE CORRAL	DEV
LECHE Y PRODUCTOS LACTEOS	LAI
VINO	VIN

### PRODUCTOS

ANIMALES VIVOS	VIF
ARROZ	RIZ
AVES	VOL
BOVINOS	BO1
CARNE CONGELADA	CGL
CERDO CL. 1	PC1
CEREALES	FGS
CORDEROS	AGM
CORTES - CARNE DE PORCINO	POD
HUEVOS	DEV
JARABES Y PRODUCTOS DEL SECTOR DEL AZUCAR	SSI
LECHE Y PRODUCTOS LACTEOS	LAI
LECHONES	PCT
TERNEROS VIVOS	BO2
TODO EL SECTOR	ALL
TODO EL SECTOR	TTT

### DATOS

EXACCION REGULADORA POR IMPORTACION	PR100
PRECIO CIF	PM01
PRECIO DEL MERCADO INTERIOR	PM100

### PERIODICIDAD

ANUAL	A
CAMPANA	C

COMPOSER LA CLE DE RECHERCHE, EN PRENANT LES CODES SUIVANTS: SECTEUR + PRODUIT + INFORMATION + PERIODICITE

PAR EXEMPLE

CER

+

ALL

+

PM100

+

C

=

CERALLPM100C

CETTE CLE PERMET DE TROUVER DANS L'INDEX LE NUMERO DE PAGE DE LA PUBLICATION OU LES COORDONNEES DE LA MICROFICHE.

### SECTEUR

CEREALES	CER
HUILE D'OLIVE	HUI
LAIT ET PRODUITS LAITIERS	LAI
OEUF ET VIANDE VOLAILLE	DEV
RIZ	RIZ
SECTEUR SUCRE	SUC
VIANDE BOVINE	BOV
VIANDE DE PORC	POR
VIANDE OVINE	OVI
VIN	VIN

### PRODUITS

AGNEAUX	AGN
ANIMAUX VIVANTS	VIF
BOVINS VIVANTS	BO1
CEREALES	FGS
DECOUPES - VIANDE PORCINE	POD
LAIT ET PRODUITS LAITIERS	LAI
OEUF	DEV
PORCELETS	PCT
PORCS CL 1	PC1
RIZ	RIZ
SIROPS ET PRODUITS DU SUCRE	SSI
TOUT LE SECTEUR	ALL
TOUT LE SECTEUR	TTT
VEAUX VIVANTS	BO2
VIANDE CONGEELEE	CGL
VOLAILLE	VOL

### INFORMATIONS

PRELEVEMENTS A L'IMPORTATION	PR100
PRIX CAF	PM01
PRIX DE MARCHÉ INTERIEUR	PM100

### PERIODICITE

ANNUEL	A
CAMPAGNE	C

PER COMPORRE LA CHIAVE DI RICERCA, FORMATE I SEGUENTI CODICI: SETTORI + PRODOTTI + INFORMAZIONE + PERIODICITA

PER ESEMPPIO  +  +  +  =

QUESTA CHIAVE PERMETTE DI TROVARE NELL'INDICE IL NUMERO DI PAGINA DELLA PUBBLICAZIONE O I DETTAGLI DEL MICROFILM.

**SETTORI**

CARNI BOVINE	BOV
CARNI OVINE	OVI
CARNI SUINE	POR
CEREALI	CER
LATTE E PRODOTTI LATTIERO-CASEARI	LAI
OLIO D'OLIVA	HUI
RISO	RIZ
UOVA E POLLAME	DEV
VINO	VIN
ZUCCHERO	SUC

**PRODOTTI**

AGNELLI	AGN
ANIMALI VIVI	VIF
BOVINI VIVI	BOI
CARNI REFRIGERATE	CGL
CEREALI	FGS
LATTE E PRODOTTI LATTIERO-CASEARI	LAI
PEZZI STACCATI - CARNI SUINE	POD
POLLAME	VOL
RISO	RIZ
SCIROPPI E PRODOTTI DEL SETTORE DELLO ZUCCHERO	SSI
SUINETTI	PCT
SUINI CL 1	PC1
TUTTO IL SETTORE	ALL
TUTTO IL SETTORE	TTT
UOVA	DEV
VITELLI VIVI	BO2

**INFORMAZIONI**

PRELIEVI ALL'IMPORTAZIONE	PR100
PREZZI CIF	PM01
PREZZI SUL MERCATO NAZIONALE	PM100

**PERIODICITA**

ANNUALE	A
CAMPAGNA	C

OM DE ZOEKSLUTTEL TE MAKEN, NEMT U DE VOLGENDE CODES : SEKTOR + PRODUCT + INFORMATIE + PERIODE

BIJ VOORBEELD

CER

+

ALL

+

PM100

+

C

=

CERALLPM100C

MET DEZE SLEUTEL VINDT MEN IN DE INDEX HET BLADNUMMER IN DE PUBLICATIE OP DE COORDINATEN OP DE MICROFICHE.

### SECTOR

EIEREN EN PLUIMVEE	DEV
GRANEN	CER
MELK EN ZUIVELPRODUKTEN	LAI
OLIJFOLIE	HUI
RIJST	RIZ
RUNDVLEES	BOV
SCHAPEVLEES	OVI
SUIKER	SUC
VARKENSVLEES	POR
WIJN	VIN

### PRODUCTEN

BIGGEN	PCT
DEELSTUKKEN - VARKENSVLEES	POD
EIEREN	DEV
GEHELE SEKTOR	ALL
GEHELE SEKTOR	TTT
GEKOELD VLEES	CCL
GEVOGELTE	VOL
GRANEN	FGS
LAMMERE	AGN
LEVENDE DIEREN	VIF
LEVENDE KALVEREN	BO2
LEVENDE RUNDEREN	BO1
MELK EN ZUIVELPRODUKTEN	LAI
RIJST	RIZ
SIROOP EN SUIKERPRODUKTEN	SSI
VARKENS KL 1	PCI

### INFORMATIES

CIF PRIJZEN	PM01
INVOERHEFFINGEN	PR100
PRIJZEN OP DE BINNENLANDSE MARKT	PM100

### PERIODICITEIT

JAARLIJKS	A
MARKTJAAR	C

COMPOR A CHAVE DE BUSCA, TOMAR OS CODIGOS SEQUENTES : SECTOR + PRODUTOS + INFORMACOES + PERIODICIDADE

FOR EXEMPLO CER + ALL + PM100 + C = CERALLPM100C

ESTA CHAVE PERMITE ENCONTRAR NO INDICE O NUMERO DA PAGINA DA PUBLICACAO OU AS COORDENAS DA MICROFICHA.

**SECTOR**

ACUCAR	SUC
ARROZ	RIZ
AZEITE	MUT
CARNE DE BOVINO	BOV
CARNE DE SUINO	POR
CARNE DO OVINO	OVI
CEREAIS	CER
DOS OVOS E DA CARNE DE AVES DE CAPOEIRA	DEV
LEITE E DOS LACTICINIOS	LAI
VINHO	VIN

**PRODUTOS**

	PCT
	BD1
	BD2
ANIMAIS VIVOS	VIF
ARROZ	RIZ
AVES	VOL
CARNES REFRIGERADAS	CGL
CEREAIS	FGS
CORDEIRO	AGN
CORTES - CARNE DE SUINO	POD
LEITE E DOS LACTICINIOS	LAI
OVOS	DEV
PORCO CL 1	PC1
SECTOR	ALL
SECTOR	TTT
XAROPES E PRODUCTOS DO SECTOR DO ACUCAR	SSI

**INFORMACOES**

DIREITOS NIVELADORES A IMPORTACAO	PR100
PRECO CIF	PM01
PRECO DE MERCADO INTERNO	PM100

**PERIODICIDADE**

ANUAL	A
CAMPANHA	C

**K O R N**

**G E T R E I D E**

**C E R E A L S**

**C E R E A L E S**

**C E R E A L I**

**G R A N E N**



MR /T ECU/T	83/84	84/85	85/86	86/87	87/88									
----------------	-------	-------	-------	-------	-------	--	--	--	--	--	--	--	--	--

BRUDEFREMSTILLING BROTWEIZEN BREAD MAKING WHEAT TRIGO BLANDO PANIFICABILE BLE PANIFIABLE  
 GRANO TENERO PANIFICABILE BROODTARWE TRIGO PANIFICAVEL ITITAPI APTONDINHIMO

BELGIQUE/BELGIE	9725,4 216,596	9821,2 194,374	8942,2 192,663	8927,1 198,478	8462,2 176,053									
DANMARK	1746,45 212,104	1560,69 185,466	1600,98 190,255	1566,64 183,304	1499,25 171,467									
DEUTSCHLAND BR	537,20 212,436	482,26 196,962	467,45 194,938	458,75 191,310	422,92 176,376									
MANNHEIM		456,68 182,279	461,08 192,283	457,55 190,811	420,50 175,368									
ELIAS	16194,0 209,630	19386,8 214,009	21296,5 207,887	24375,5 209,026	26327,4 196,219									
ESPAÑA			27618 191,272	30222 207,249	28264 183,329									
FRANCE	1310,71 201,829	1298,60 189,111	1339,99 191,392	1370,95 193,069	1293,60 173,069									
ROUEN		1317,44 191,855	1344,25 191,998	1392,19 196,102	1290,00 172,555									
ITALIA	331733 247,308	292303 204,173	326459 220,303	322305 209,420	316376 198,140									
MILANO		300452 209,892	334120 225,560	332749 216,211	318000 199,124									
LUXEMBOURG	8900,0 198,215	9000,0 193,916	7700,0 165,906	7654,2 163,303										
NEDERLAND	566,66 208,217	523,78 193,314	508,61 188,250	512,79 189,801	458,24 170,477									
UNITED KINGDOM	126,82 208,236	126,47 204,439	137,22 221,798	127,68 203,710	138,42 210,960									
LONDON	129,53 209,384	126,35 204,244	136,66 220,911	127,09 202,709	135,67 206,778									

FODERHVEDE FUTTERWEIZEN FEED WHEAT TRIGO BLANDO FORRAJERO BLE FOURRAGER  
 GRANO TENERO DA FORAGGIO VOEDERTARWE TRIGO MOLE FORRAGEIRO ITITAPI ZQOTPOHIZ

BELGIQUE/BELGIE	9632,0 212,289				7960,2 165,401									
DEUTSCHLAND BR	531,73 210,273	474,33 193,787	462,72 192,967	454,84 189,680	410,35 171,134									
MANNHEIM	525,50 207,810	449,33 182,775	452,40 188,664	452,94 188,687	389,73 162,528									
ROUEN														
IRELAND														
NEDERLAND				515,67 190,868	448,37 166,803									
UNITED KINGDOM	127,70 206,415	115,04 185,960	114,24 184,660	116,81 186,279										
LONDON	127,79 206,564	114,31 184,775	112,95 182,569	116,43 185,668	111,05 169,335									

MM /T EXU/T	83/84	84/85	85/86	86/87	87/88									
HARD HVEDE    HARTWEIZEN    DURUM WHEAT    TRIGO DURO    BLE DUR FRUMENTO DURO    HARDE TARME    TRIGO DURO    ITIPI ΣΚΑΠΟ														
ELLAS	23046,8			34578,4	34488,0									
ESPANA	298,347			296,528	287,839									
FRANCE				34151	30706									
ROUEN				233,402	199,190									
ITALIA	444600			2067,44	1672,71									
MILANO	331,544			291,204	223,748									
				453303	406811									
				295,443	255,707									
				447327	411201									
				290,661	237,483									
FODERBYG    FUTTERGERSTE    FEED BARLEY    CEBADA FORRAJERA    ORGE FOURRAGER ORZO DA FORAGGIO    VOEDERGERST    CEVADA FORRAGEIRO    KPIGAPI ZOOTPOHIZ														
BELGIQUE/BELGIE	9161,6	8612,8	8610,9	8488,9	7786,3									
DANMARK	204,040	185,658	185,532	181,110	161,993									
DEUTSCHLAND BR	1688,85	1503,33	1507,18	1533,73	1468,57									
MANNHEIM	285,034	178,650	179,107	179,503	167,270									
ELLAS	499,74	449,18	443,41	425,10	379,86									
ESPANA	197,624	183,352	184,915	177,280	156,417									
FRANCE		433,46	424,43	382,71	370,90									
ROUEN		178,939	176,998	159,600	154,677									
ITALIA	14830,0	18286,0	20040,6	23575,9	22993,6									
MILANO	191,980	201,853	201,484	202,170	171,372									
LUXEMBOURG				84402	83737									
NEDERLAND				168,995	169,638									
UNITED KINGDOM	1280,17	1283,26	1289,92	1273,79	1209,41									
LONDON	196,645	186,877	184,232	179,376	161,812									
		1301,32	1298,75	1291,33	1231,46									
		189,507	185,479	181,824	164,762									
	150,76	140,26	136,36	141,39	134,35									
	207,677	187,016	181,781	181,438	161,652									
	289165	290468	312639	308718	293005									
	215,510	208,477	211,095	200,593	183,502									
		894172	303099	312627	293833									
		205,509	204,524	203,200	183,645									
	10300,0	9934,4	9636,4	10012,5										
	227,261	214,083	207,627	213,618										
	531,60	507,33	504,42	496,19	437,33									
	195,333	187,110	186,698	183,656	162,697									
	120,97	111,71	112,17	112,38	106,97									
	195,547	180,579	181,309	179,256	163,040									
	121,00	111,30	112,25	112,15	106,13									
	195,599	179,916	181,442	178,883	161,754									

NR /T ECU/T	83/84	84/85	85/86	86/87	87/88									
BAGEEGMET RUG    BROTRÖGGEN    BREAD-MAKING RYE    CENTENO PARA PANIFICACION    SEIGLE PANIFIABLE SEGALE PANIFICABILE    BROODROGGE    CENTEIO PANIFICAVEL    ΣΙΚΑΑΗ ΑΠΤΟΠΟΙΗΣΙΜΗ														
BELGIQUE/BELGIE	9912,7 220,769	9437,2 203,336	9231,4 198,901	10285,1 219,390										
DEUTSCHLAND BR	542,70 214,613	486,84 198,734	483,93 201,810	458,80 191,333	419,49 174,945									
MANNHEIM		469,09 192,213	474,91 198,050	459,94 191,800	422,32 176,119									
FODERRUG    FUTTERROGGEN    FEED-RYE    CENTENO FORRAJERO    SEIGLE FOURRAGER SEGALE DA FORAGGIO    VOEDERROGGE    CENTEIO FORRAGEIRO    ΣΙΚΑΑΗ ΖΩΤΟΠΟΙΗΣΗ														
BELGIQUE/BELGIE		8920,5 192,203	8928,0 192,365	9197,5 196,230	7871,3 163,760									
DANMARK	1680,19 204,055	1498,06 178,023	1475,23 175,310	1446,30 169,343	1345,87 153,727									
ELLAS	13720,0 177,610	18692,3 205,155	18997,2 186,282	26500,0 227,130	22694,6 169,143									
ITALIA	317429 236,518	305270 213,240	311558 210,263	330348 214,680	315165 197,348									
MILANO	317429 236,518	305270 213,240	311558 210,263	330348 214,680	315165 197,348									
NETHERLAND	551,99 202,826	509,39 187,709	519,95 192,446	492,03 182,115										
FODERMAJS    FUTTERMAIS    FEED MAIZE    MAIZ FORRAJERA    MAIS FOURRAGER MAIS IBRIDO    VOEDERMAIS    MILHO FORRAGEIRO    ΑΡΑΒΟΣΙΤΟΣ ΖΩΤΟΠΟΙΗΣΗ														
BELGIQUE/BELGIE	11664,5 259,784	11760,6 253,437	11523,2 248,270	12005,5 256,241	12003,3 249,861									
DEUTSCHLAND BR	608,23 240,525	602,55 242,359	511,38 213,260	409,00 204,262	466,10 195,209									
MANNHEIM			477,96 199,323	469,20 195,691	459,38 191,572									
ELLAS	16913,0 218,950	20795,5 229,714	23645,0 231,032	26116,6 223,844	25722,1 191,707									
ESPANA			29288 202,837	29475 202,118	29327 190,237									
FRANCE	1387,47 213,169	1488,15 216,711	1389,62 198,501	1414,64 199,216	1360,85 182,000									
ROUEN		1476,15 214,912	1436,63 205,207	1487,51 206,605	1399,43 187,832									
IRELAND	184,76 254,484	191,35 255,148	175,61 234,110	183,37 235,768	181,92 218,895									
ITALIA	333782 248,826	335945 234,663	306656 220,442	341094 221,683	348202 216,248									
MILANO		330071 230,605	314739 212,451	331417 215,335	337423 211,327									
PORTUGAL														

MN /T ECU/T	83/84	84/85	85/86	86/87	87/88								
FODERHAVRE AVENA DA FORAGGIO	FUTTERHAFER VOEDERHAVER	FEED OATS	AVENA FORRAJERA AVEIA FORRAGEIRO	AVOINE FOURRAGER	BPOMH ZQOTPOPHZ								
BELGIQUE/BELGIE	10000,0 224,495	8540,1 184,007	6978,5 150,353	8515,9 181,659	8200,3 183,089								
DANMARK	1520,00 196,746												
DEUTSCHLAND BR	523,28 206,930	463,66 189,157	372,82 153,476	431,29 179,862	426,86 178,651								
MANNHEIM		478,68 193,443	354,96 148,029	437,02 182,249	416,98 173,892								
LUXEMBOURG	12800,0 271,710	10465,8 225,496	8604,5 185,395	10250,0 218,685									
NEDERLAND	590,48 216,968	502,91 185,306		524,78 194,838	503,90 187,419								
UNITED KINGDOM	129,13 206,737	117,89 190,572	124,18 200,720	117,85 187,996	118,68 180,882								
LONDON	129,66 209,589	117,04 189,200	93,60 151,296	116,39 185,713	121,14 184,629								

MR /T ECU/T	1984	1985	1986	1987	1988	1989	1990	1991	1992	1993	1994		
BRÖDFREMSTILLING    BROTWEIFZEN    BREAD MAKING WHEAT    TRIGO BLANDO PANIFICABLE    BLE PANIFIABLE GRAND TENERO PANIFICABILE    BROODTARWE    TRIGO PANIFICAVEL    ΣΙΤΑΠΙ ΑΠΤΟΦΟΙΗΙΜΟ													
BELGIQUE/BELGIE	9324,3 205,073	9042,3 194,827	8900,1 192,564	8814,0 185,785	8596,1 174,722								
DANMARK	1650,54 198,914	1587,04 188,598	1593,94 188,357	1563,45 181,450	1483,45 169,441								
DEUTSCHLAND BR	511,18 202,204	475,75 198,363	465,16 193,965	445,50 185,787	416,00 174,346								
MANNHEIM	455,17 180,164	446,75 186,182	459,85 191,769	445,88 185,944	410,36 172,079								
ELLAS	18486,3 209,764	20421,0 213,764	23542,9 205,583	25144,9 201,457	27740,4 193,102								
ESPAÑA			29245 201,420	29094 194,252	27747 179,933								
FRANCE	1275,72 192,056	1318,94 190,523	1353,55 192,007	1348,83 185,399	1297,35 172,517								
ROUEN	1273,83 185,575	1334,69 192,809	1363,57 193,418	1367,00 186,677	1298,21 173,654								
ITALIA	318744 231,496	300525 206,864	320943 217,997	318850 203,528	319559 200,100								
MILANO	293233 205,066	309200 212,966	330074 204,571	326164 200,227	318656 199,534								
LUXEMBOURG			7879,2 164,649	7575,0 159,625									
NEDERLAND	540,42 198,587	523,38 193,711	507,76 187,935	496,76 184,302	456,41 170,286								
UNITED KINGDOM	126,98 205,266	130,81 211,446	132,74 213,279	137,13 214,042	127,91 194,946								
LONDON	127,36 205,871	130,63 211,155	131,29 210,748	134,58 211,261	124,08 190,334								
FÖDERHVEDE    FUTTERWEIZEN    FEED WHEAT    TRIGO BLANDO FORRAJERO    BLE FOURRAGER GRAND TENERO DA FORAGGIO    VOEDERTARWE    TRIGO MOLE FORRAGEIRO    ΣΙΤΑΠΙ ΖΩΤΟΦΟΙΗ													
BELGIQUE/BELGIE	9379,5 208,894			7928,8 164,957	8061,2 167,711								
DEUTSCHLAND BR	498,26 197,105	472,62 197,056	460,66 192,108	438,39 182,819	402,61 168,739								
MANNHEIM	478,01 189,119	450,91 188,000	456,38 190,325	422,46 176,178	391,98 164,293								
ROUEN													
IRELAND				149,65 180,008	151,61 182,370								
NEDERLAND			497,46 184,121	489,96 181,772	449,09 167,928								
UNITED KINGDOM			115,61 185,671	117,82 183,888	109,62 167,077								
LONDON	121,56 196,492	113,60 183,630	114,80 184,372	118,14 184,777	109,49 166,868								

NR / T ECU/T	1984	1985	1986	1987	1988	1989	1990	1991	1992	1993	1994		
HÅRD HVEDE    HARTWEIZEN    DURUM WHEAT    TRIGO DURO    BLE DUR FRUMENTO DURO    HARDE TARME    TRIGO DURO    ITITAPI IKAHPO													
ELLAS	27959,7 308,851	30454,9 313,831	34392,2 300,293	34412,9 275,737	34887,8 242,948								
ESPANA			34950 239,721	32225 214,757	30833 199,943								
FRANCE	1900,00 276,619	1855,15 266,729	2116,66 300,455	1839,35 251,830	1759,56 235,366								
ROUEN													
ITALIA	442437 319,897	448886 308,063	475215 314,917	424759 273,009	414909 259,005								
MILANO	421609 294,420	450783 309,315	479415 317,842	421727 269,296	422045 264,273								
FODERBYG    FUTTERGERSTE    FEED BARLEY    CEBADA FORRAJERA    ORGE FOURRAGER ORZO DA FORAGGIO    VOEDERGERST    CEVADA FORRAGEIRO    KPIIAPU IZOTPOHII													
BELGIQUE/BELGIE	8889,9 196,545	8558,6 184,405	8634,6 186,248	8069,9 174,807	7726,1 160,740								
DANMARK	1591,59 191,577	1511,69 179,643	1525,67 180,256	1513,15 175,625	1466,84 167,544								
DEUTSCHLAND BR	481,46 190,443	441,42 184,047	435,03 181,419	407,69 170,019	374,22 156,837								
MANNHEIM	429,06 169,829	422,98 176,360	412,10 171,857	368,98 153,874	367,67 154,093								
ELLAS	17360,3 197,072	19631,7 205,347	22993,0 200,677	23334,3 187,321	24591,4 171,917								
ESPANA			24740 170,439	23275 155,506	23637 153,277								
FRANCE	1261,51 188,954	1273,99 184,061	1291,13 183,167	1239,47 170,361	1222,62 163,543								
ROUEN	1290,09 187,939	1288,83 186,195	1305,93 185,244	1255,35 172,500	1243,57 166,345								
IRELAND	143,56 195,309	140,51 187,322	139,08 182,718	136,41 169,482	138,68 166,808								
ITALIA	291198 205,609	300331 206,832	312609 207,167	301270 192,395	294732 184,554								
MILANO	285016 199,299	296539 204,288	307548 203,353	304007 194,130	297700 186,412								
LUXEMBOURG			9006,3 210,296	10112,6 213,096									
NEDERLAND	512,69 188,398	500,75 186,333	502,18 186,869	470,44 174,533	433,66 182,136								
UNITED KINGDOM	116,43 188,206	110,81 179,116	113,02 181,527	110,79 173,325	107,62 164,031								
LONDON	116,58 188,452	110,30 178,292	113,19 181,794	110,38 172,683	106,51 162,334								

MN /T ECU/T	1984	1985	1986	1987	1988	1989	1990	1991	1992	1993	1994		
BAGEGNET RUG    BROTRÖGGEN    BREAD-MAKING RYE    CENTENO PARA PANIFICACION    SEIGLE PANIFIABLE SEGALE PANIFICABILE    BROODRÖGGE    CENTEIO PANIFICAVEL    ΣΙΚΑΑΗ ΑΠΤΟΡΙΗΖΙΜΗ													
BELGIQUE/BELGIE	9789,2 812,922	9478,5 804,226	10067,6 814,794	10498,5 825,988									
DEUTSCHLAND BR	517,93 304,875	482,29 201,009	473,94 197,646	444,59 185,406	411,55 172,488								
MANNHEIM	474,22 187,531	463,29 193,206	469,77 195,908	439,22 183,166	415,36 174,467								
FODERRUG    FUTTERRÖGGEN    FEED-RYE    CENTENO FORRAJERO    SEIGLE FOURRAGER SEGALE DA FORAGGIO    VOEDERÖGGE    CENTEIO FORRAGEIRO    ΣΙΚΑΑΗ ΖΩΤΡΟΦΗΖ													
BELGIQUE/BELGIE	8785,5 189,293	8875,2 191,226	9186,4 196,962	8412,5 176,851	7826,6 162,830								
DANMARK	1686,08 193,524	1490,10 177,078	1459,71 172,225	1399,04 162,429	1388,72 158,620								
ELLAS		18896,8 192,573		88530,8 172,858	83898,1 178,068								
ITALIA	313545 227,895	302463 208,358	318775 210,957	329694 210,631	314433 196,890								
MILANO	313545 227,895	302463 208,358	318804 210,977	329694 210,631	314433 196,890								
NIDERLAND	525,26 193,016	513,25 189,961	496,80 183,878	502,95 186,153									
FODERMAJS    FUTTERMAIS    FEED MAIZE    MAIZ FORRAJERA    MAIS FOURRAGER MAIS IBRIDO    VOEDERMAIS    MILHO FORRAGEIRO    ΑΡΑΒΟΖΙΤΟΣ ΖΩΤΡΟΦΗΖ													
BELGIQUE/BELGIE	11703,7 257,249	11650,3 251,019	11846,0 253,987	12145,0 252,795	12048,5 250,666								
DEUTSCHLAND BR	614,94 243,179	531,82 221,781	496,30 206,969	493,27 205,709	433,39 161,635								
MANNHEIM		474,62 197,929	471,84 196,771	487,13 203,145	414,68 173,604								
ELLAS	19846,7 219,232	21760,9 229,831	25306,6 229,994	25924,5 207,910	26868,0 186,588								
ESPAÑA			29569 203,710	29693 198,004	28415 184,263								
FRANCE	1382,91 207,543	1471,28 212,628	1381,39 195,959	1406,20 193,290	1329,90 177,893								
ROUEN	1418,39 206,501	1513,38 218,732	1420,82 203,282	1460,86 202,819	1364,94 182,580								
IRELAND	188,53 256,564	184,77 246,333	178,41 234,303	187,11 232,003	174,17 209,500								
ITALIA	337187 244,887	328679 226,455	334337 221,426	350435 223,552	323456 202,540								
MILANO	330105 230,868	317981 219,175	324790 215,104	341625 217,920	314490 196,925								
PORTUGAL													



MM /T ECU/T	1984	1985	1986	1987	1988	1989	1990	1991	1992	1993	1994		
FODERHAVRE AVENA DA FORAGGIO	FUTTERHAFER VOEDERHAVER	FEED OATS	AVENA FORRAJERA AVEIA FORRAGEIRO	AVDINE FOURRAGER BPOHH ZOOTPOHHZ									
BELGIQUE/BELGIE	9857,6 216,981	7931,7 170,898	7565,5 162,153	8882,2 187,350	8211,6 170,841								
DANMARK													
DEUTSCHLAND BR	501,09 198,230	422,91 176,325	391,43 163,237	445,64 185,845	396,76 166,250								
MANNHEIM	462,17 182,947	409,04 170,518	386,13 161,027	442,77 184,649	386,87 162,113								
LUXEMBOURG			9041,7 193,786	10754,2 226,593									
NEDERLAND	560,76 206,059	506,01 187,266	511,55 189,337	532,94 197,678	475,65 176,952								
UNITED KINGDOM	129,08 208,646	104,04 168,185	132,29 212,643	121,92 191,332	109,89 167,485								
LONDON	129,09 208,670	102,44 165,596	101,23 162,767	123,83 193,886	110,10 167,798								

ECU/T	83/84	84/85	85/86	86/87								
CIF PRIS - KORN CEREALS C.I.F. PRICES PRIX CAF CEREALES CIF - PRIJZEN VOOR GRAMEN TIMEX C.I.F. ΣΙΤΗΡΩΝ				CIF PREISE FÜR GETREIDE PRECIO CIF-CEREALES PREZZI CIF-CEREALI PRECO CIF-CEREAIS								
C.E.												
10011010	237,79	249,15	178,30	118,89								
10019091	179,84	189,66	121,86	78,89								
10020000	162,50	164,83	113,93	76,15								
10030090	176,73	165,40	104,01	60,59								
10040090	171,52	175,93	113,47	81,86								
10051090	192,23	177,20	120,51	70,59								
10070090	169,06	155,52	106,52	66,50								
10081000	297,79	404,20	276,52	189,91								
10082000	244,84	227,18	172,11	118,67								
10099090	394,16	414,54	325,00	217,87								
11010000	265,52	279,24	184,36	124,20								
11021000	243,84	245,65	175,50	122,61								
11031110	345,42	374,21	264,17	172,20								
11031190	286,85	301,32	199,11	134,13								

ECU/T	1984	1985	1986	1987	1988	1989	1990	1991	1992	1993	1994
CIF PRIS - KORN CEREALS C.I.F.PRICES PRIX CAF CEREALES CIF - PRIJZEN VOOR GRAMEN TIMEX C.I.F. ΣΙΤΗΡΩΝ											
CIF PREISE FÜR GETREIDE PRECIO CIF-CEREALES PREZZI CIF-CEREALI PRECIO CIF-CEREAIS											
C.E.											
10011010	240,64	222,98	141,17	116,23	143,45						
10019091	186,21	164,88	95,46	72,14	100,12						
10020000	162,46	147,36	91,55	73,52	101,17						
10030090	171,75	143,20	77,81	55,96	92,31						
10040090	173,29	155,00	86,87	88,65	128,50						
10051090	187,63	158,18	89,73	87,97	91,29						
10070090	161,59	141,58	84,11	83,38	82,05						
10081000	376,18	334,43	251,72	126,32	171,09						
10082000	267,79	180,33	158,88	109,13	125,67						
10089090	447,91	367,60	274,17	191,31	257,20						
11010000	274,45	244,56	147,35	114,74	153,98						
11021000	243,74	222,31	144,11	118,93	157,64						
11031110	350,31	333,54	206,76	168,04	210,61						
11031190	296,14	264,12	159,14	123,92	166,24						

BCU/T	83/84	84/85	85/86	86/87	87/88							
AFGIFTER - KORN CEREALS LEVIES PRELEVEMENTS CEREALES HEFFINGEN-GRANEN ΕΙΣΟΔΕΙΣ ΓΙΑ ΤΑ ΣΙΤΗΡΑ												
ABSCHÖPFUNGEN-GETREIDE EXACCION-CEREALES PRELIEVI-CEREALI DIR.NIVELADORES-CEREAIS												
C.E.												
0709 90 60					169,62							
0712 90 19					169,62							
1001 10 10	127,55	118,39	109,35	248,09	247,93							
1001 10 90					251,10							
1001 90 91					189,04							
1001 90 99					189,04							
1002 00 00	84,47	83,70	127,19	165,67	160,43							
1003 00 10					174,20							
1003 00 90	70,38	80,02	135,12	181,20	176,79							
1004 00 10					145,52							
1004 00 90	66,69	60,25	116,97	151,31	137,78							
1005 10 90	54,89	67,21	118,60	174,88	171,96							
1005 90 00					169,62							
1007 00 90	77,98	87,72	130,59	178,91	178,56							
1008 10 00	0,00	0,00	0,16	57,27	106,31							
1008 20 00	12,07	36,50	67,28	123,10	124,88							
1008 30 00					58,45							
1008 90 10		69,58	127,19	165,67	160,43							
1008 90 90	0,00	0,00	0,00	32,85	49,22							
1101 00 00	141,22	126,17	209,70	273,75	275,96							
1102 10 00	132,78	131,74	192,28	246,38	236,75							
1103 11 10	211,16	196,98	306,99	399,26	397,74							
1103 11 90	150,82	133,49	225,06	294,02	296,72							

ECU/T	1984	1985	1986	1987	1988	1989	1990	1991	1992	1993	1994		
AFGIFTER - KORN CEREALS LEVIES PRELEVEMENTS CEREALES HEFFINGEN-GRANEN ΕΙΣΟΦΕΙ ΓΙΑ ΤΑ ΣΙΤΗΡΑ													ABSCHÜPFUNGEN-GETREIDE EXACCION-CEREALES PRELIEVI-CEREALI DIR.NIVELADORES-CEREALS
C.E.													
0709 90 00					150,22								
0712 90 19					150,22								
1001 10 10	126,00	144,61	226,45	251,56	211,86								
1001 10 90					211,86								
1001 90 91					158,61								
1001 90 99					158,61								
1002 00 00	84,73	98,27	150,28	167,95	135,17								
1003 00 10					144,10								
1003 00 90	74,66	100,42	168,95	186,51	144,10								
1004 00 10					98,86								
1004 00 90	64,25	79,86	145,23	143,90	98,86								
1005 10 90	58,74	65,45	154,70	177,78	150,22								
1005 90 00					150,22								
1007 00 90	84,86	102,02	160,24	182,34	159,43								
1008 10 00	0,00	0,00	0,21	115,14	65,27								
1008 20 00	5,53	63,83	61,96	138,31	110,71								
1008 30 00					58,45								
1008 90 10	41,90	98,27	150,28	167,95	135,17								
1008 90 90	0,00	0,00	2,88	50,16	58,45								
1101 00 00	131,36	155,88	249,13	282,66	236,16								
1102 10 00	133,14	152,12	224,77	249,48	203,39								
1103 11 10	208,75	237,65	364,52	403,37	341,80								
1103 11 90	140,18	166,87	267,49	303,74	253,61								



**R I S**

**R E I S**

**R I C E**

**R I Z**

**R I S O**

**R I J S T**



MN /T ECU/T	83/84	84/85	85/86	86/87	87/88								
<b>ΕΛΛΑΣ</b>													
<b>ΕΛΛΑΣ</b>													
PADDY BALILLA		33455,4	37093,4	42112,1	47914,7								
		369,448	362,435	360,740	373,257								
PADDY MARKETI		36670,7	39001,4	45638,8	50082,6								
		405,075	381,078	390,960	390,145								
PADDY ROKSANI		37287,5	41472,5	50546,8	50143,3								
		411,888	405,223	433,022	390,620								
PADDY BLUE-BELLE		41837,4	44948,0	59631,9	64445,3								
		462,149	439,181	510,817	502,091								
<b>ESPAÑA</b>													
<b>ESPAÑA</b>													
ARROZ BLANCO EXTRA			62588	65417	70399								
			433,475	448,593	456,620								
CASCARA BAHIA			36273	41932	50296								
			251,222	287,557	326,218								
<b>ITALIA</b>													
<b>VERCELLI</b>													
RISONE COMUNE	537583	552897	500781	496445	547885								
	400,882	386,101	337,909	319,317	339,986								
RISONE RIBE-RINGO	555687	626655	561992	581621	650992								
	414,382	437,608	379,212	374,274	403,591								
RISONE ARBORIO	584492	760995	647434	741801	728988								
	435,863	531,421	436,865	477,350	451,946								
LAVORATO ORIGINARIO	947222	944865	841312	845556	883090								
	706,355	659,822	567,446	544,081	547,626								
LAVORATO RIBE-RINGO	996250	1110861	973322	1005208	1105042								
	742,916	775,741	656,495	646,613	685,233								
LAVORATO ARBORIO	1163667	1377138	1237673	1334346	1389038								
	867,760	961,689	834,755	858,750	861,349								
ROTTURE DI RIS0		410053	428710	510670	570949								
		286,350	288,939	328,495	354,026								
<b>MILANO</b>													
RISONE COMUNE	528514	546868	509118	504302	552464								
	394,119	381,891	343,535	324,433	342,828								
RISONE BAHIA		571096	528660	545047	578066								
		398,810	356,721	350,645	358,859								
RISONE RIBE-RINGO	542993	620521	557630	595354	651876								
	404,916	433,325	376,269	383,001	404,348								
RISONE ARBORIO	575361	742945	682178	754051	736377								
	429,054	518,816	446,814	485,087	456,680								
LAVORATO ORIGINARIO	902182	940336	851287	829785	891757								
	672,768	656,659	574,355	533,892	552,936								
LAVORATO RIBE-RINGO	969045	1130219	1040637	1019550	1177648								
	722,628	789,259	702,111	655,976	730,201								
LAVORATO ARBORIO	1166940	1388714	1207735	1331167	1379380								
	870,201	969,772	814,840	856,468	855,301								
ROTTURE DI RIS0	404500	406400	643107	525211	586065								
	301,641	283,799	433,915	337,903	363,396								

MN /T ECU/T	1984	1985	1986	1987	1988	1989	1990	1991	1992	1993	1994		
<b>ΕΛΛΑΣ</b>													
<b>ΕΛΛΑΣ</b>													
PADDY BALILLA		36208,2	37546,6	45269,1	48395,1								
		353,786	341,493	375,090	363,141								
PADDY MARKETI		38161,0	41305,8	48197,7	50401,6								
		372,867	374,663	400,107	377,837								
PADDY ROXSANI		40567,4	45171,2	51957,9	50863,0								
		396,379	409,108	431,970	380,461								
PADDY BLUE-BELLE		43485,3	50349,5	63630,9	64283,8								
		424,890	455,661	528,525	482,052								
<b>ESPAÑA</b>													
<b>ESPAÑA</b>													
ARROZ BLANCO EXTRA			62232	67854	71685								
			429,367	456,801	464,845								
CASCARA BAHIA			36357	47374	48146								
			250,833	318,347	312,208								
<b>ITALIA</b>													
<b>VERCELLI</b>													
RISONE COMUNE	521813	544837	490195	510174	560474								
	364,394	376,503	325,830	324,404	347,473								
RISONE RIBE-RINGO	583250	629761	545144	612225	634177								
	407,297	435,123	362,195	388,608	393,166								
RISONE ARBORIO	728741	739510	643853	763651	709165								
	508,897	511,137	426,917	485,698	439,656								
LAVORATO ORIGINARIO	931972	927817	820758	857361	897549								
	650,819	641,000	545,255	544,890	556,447								
LAVORATO RIBE-RINGO	1077583	1098148	944730	1046163	1092168								
	752,502	758,700	627,335	664,585	677,104								
LAVORATO ARBORIO	1317006	1361836	1231624	1381431	1356523								
	920,255	941,014	818,117	877,774	840,994								
ROTTURE DI RISI		401337	437884		556427								
		280,263	288,369		344,964								
<b>MILANO</b>													
RISONE COMUNE	531111	538299	503069	515140	566302								
	370,888	371,938	334,376	327,623	351,086								
RISONE BAHIA		558229	529220	554992	604255								
		386,091	351,576	352,971	374,616								
RISONE RIBE-RINGO	598917	613660	547602	624397	637212								
	418,238	423,992	363,789	396,913	395,048								
RISONE ARBORIO	713325	728267	661580	780816	722304								
	498,132	503,310	439,454	496,598	447,801								
LAVORATO ORIGINARIO	927417	922916	833481	840483	925977								
	647,637	637,621	553,842	534,092	574,072								
LAVORATO RIBE-RINGO	1089665	1128544	1008364	1069063	1171576								
	760,940	779,571	670,116	678,948	726,334								
LAVORATO ARBORIO	1323074	1364018	1211792	1376787	1358105								
	923,935	942,718	804,534	874,891	841,975								
ROTTURE DI RISI	426499	418306	642476	564899	574753								
	297,834	288,483	428,724	358,923	356,325								

BCU/T	83/84	84/85	85/86	86/87	87/88							
CIF PRIS - RIS RICE C.I.F.PRICES PRIX CAF RIZ CIF - PRIJZEN VOOR RIJST TIMEI C.I.F. OPYZHE						CIF PREISE FUR REIS PRECIO CIF-ARROZ PREZZI CIF-RISO PRECO CIF-ARRUS						
C.E.												
10062092	355,01	279,07	163,07	148,26	159,60							
10062094	325,18	273,10	177,59	113,60	192,04							
10063092	388,38	416,09	263,71	187,26	190,16							
10063096	326,62	271,44	179,64	128,90	185,02							
10064000	263,50	250,85	149,38	109,05	158,52							

ECU/T	1984	1985	1986	1987	1988	1989	1990	1991	1992	1993	1994	
CIF PRIS - RIS RICE C.I.F.PRICES PRIX CAF RIZ CIF - PRIJZEN VOOR RIJST TIMEI C.I.F. OPVZHE						CIF PREISE FUR REIS PRECIO CIF-ARROZ PREZZI CIF-RISO PRECO CIF-ARROS						
C.E.												
10062092	349,71	230,45	170,23	139,70	173,80							
10062094	315,26	239,95	147,02	123,51	199,66							
10063092	467,89	368,67	220,39	181,74	199,47							
10063096	314,50	237,50	155,20	134,61	194,43							
10064000	269,16	221,71	125,33	115,60	179,34							

BCU/T	83/84	84/85	85/86	86/87	87/88								
AFGIFTER - RIS OG BRUDRIS RICE AND BROKEN RICE LEVIES PRELEVEMENTS RIZ ET BRISURES HEFFINGEN-RIJST EN BREUKRIJST ΕΙΣΦΟΡΕΣ ΓΙΑ ΤΟ ΠΥΖΙ ΣΕ ΘΡΑΥΣΜΑΤΑ													
ABSCHÜPFUNGEN-REIS UND BRUCHREIS EXACCION-ARROZ Y ARROZ PARTIDO PRELIEVI-RISO E ROTTURE DI RISO OIR.NIVELADORES-ARRDS E AS TRINCAS													
C.E.													
1006 10 21													
PORTUGAL			-	-	-								
ACP ET PTOM	69,92	107,18	148,84	162,65	158,11								
PAYS TIERS SAUF ACP ET PTOM	146,54	221,55	304,83	332,51	323,42								
1006 10 23													
PORTUGAL			-	-	-								
ACP ET PTOM	81,59	109,58	150,89	176,64	145,18								
PAYS TIERS SAUF ACP ET PTOM	170,40	226,37	309,28	360,48	297,57								
1006 20 13													
PORTUGAL			-	-	-								
ACP ET PTOM	102,89	137,85	189,51	221,70	182,38								
PAYS TIERS SAUF ACP ET PTOM	213,00	282,90	386,60	450,60	371,96								
1006 20 92													
PORTUGAL			-	-	-								
ACP ET PTOM	87,99	134,87	186,70	204,22	198,54								
PAYS TIERS SAUF ACP ET PTOM	173,18	276,94	381,03	415,64	404,28								
1006 30 21													
PORTUGAL			13,05	13,05	13,05								
ACP ET PTOM	139,96	138,52	215,84	252,16	250,65								
PAYS TIERS SAUF ACP ET PTOM	302,94	300,90	456,55	528,17	525,15								
1006 30 23													
PORTUGAL			12,97	12,97	12,97								
ACP ET PTOM	200,49	239,09	288,59	312,53	286,30								
PAYS TIERS SAUF ACP ET PTOM	424,80	501,96	601,42	648,84	596,38								
1006 30 63													
PORTUGAL			13,90	13,90	13,90								
ACP ET PTOM	215,31	256,70	309,76	335,42	307,30								
PAYS TIERS SAUF ACP ET PTOM	452,34	538,10	644,74	695,55	639,33								
1006 30 92													
PORTUGAL			13,90	13,90	13,90								
ACP ET PTOM	149,41	147,88	230,23	268,90	267,29								
PAYS TIERS SAUF ACP ET PTOM	323,54	320,46	486,23	562,51	559,28								
1006 40 00													
PORTUGAL			35,55	78,12	82,71								
ACP ET PTOM	22,63	27,66	75,84	102,47	78,04								
PAYS TIERS SAUF ACP ET PTOM	51,27	61,33	157,92	210,95	162,09								

ECU/T	1984	1985	1986	1987	1988	1989	1990	1991	1992	1993	1994
AFGIFTER - RIS OG BRUDRIS RICE AND BROKEN RICE LEVIES PRELEVEMENTS RIZ ET BRISURES HEFFINGEN-RIJST EN BREUKRIJST ΕΙΣΦΟΡΕΙ ΓΙΑ ΤΟ ΡΥΖΙ ΞΕ ΘΡΑΥΣΜΑΤΑ											
ABSCHÖPFUNGEN-REIS UND BRUCHREIS EXACCION-ARROZ Y ARROZ PARTIDO PRELIEVI-RISO E ROTTURE DI RISO DIR.NIVELADORES-ARROS E AS TRINCAS											
C. E.											
1006 10 21 PORTUGAL ACP ET PTOM PAYS TIERS SAUF ACP ET PTOM	67,70 142,61	127,69 262,57	0,00 153,91 315,02	- 166,53 340,27	- 152,33 311,86						
1006 10 23 PORTUGAL ACP ET PTOM PAYS TIERS SAUF ACP ET PTOM	86,53 180,27	123,91 255,02	0,00 163,20 333,61	- 170,98 349,16	- 142,03 291,27						
1006 20 13 PORTUGAL ACP ET PTOM PAYS TIERS SAUF ACP ET PTOM	109,03 225,27	155,79 318,78	0,00 204,90 417,01	- 214,62 436,44	- 178,44 364,08						
1006 20 92 PORTUGAL ACP ET PTOM PAYS TIERS SAUF ACP ET PTOM	85,53 178,26	160,51 328,21	0,00 193,29 393,78	- 209,06 425,33	- 191,31 389,83						
1006 30 21 PORTUGAL ACP ET PTOM PAYS TIERS SAUF ACP ET PTOM	123,10 270,06	162,82 349,50	13,05 236,51 496,89	13,05 255,15 534,15	13,05 246,10 516,05						
1006 30 23 PORTUGAL ACP ET PTOM PAYS TIERS SAUF ACP ET PTOM	208,95 441,67	257,21 538,20	12,97 300,16 624,10	12,97 308,71 641,20	12,97 281,71 587,20						
1006 30 63 PORTUGAL ACP ET PTOM PAYS TIERS SAUF ACP ET PTOM	224,39 473,48	276,13 576,96	13,90 322,17 669,04	13,90 331,33 687,36	13,90 302,39 629,49						
1006 30 92 PORTUGAL ACP ET PTOM PAYS TIERS SAUF ACP ET PTOM	131,46 287,62	173,76 372,22	13,90 252,24 529,20	13,90 272,09 568,86	13,90 262,45 549,61						
1006 40 00 PORTUGAL ACP ET PTOM PAYS TIERS SAUF ACP ET PTOM	21,04 48,09	41,40 88,81	29,75 90,08 186,11	83,28 98,06 202,13	- 66,37 136,75						





**OLIVENOLIE**

**OLIVENÖL**

**OLIVE OIL**

**HUILE D'OLIVE**

**OLIO D'OLIVA**

**OLIJFOLIE**

MN /100 KG ECU/100 KG	83/84	84/85	85/86	86/87	87/88									
<b>ΕΛΛΑΣ</b>														
<b>ELIAS EXTRA</b>		27352,5 301,980	30724,1 300,238	31904,7 273,522	44023,9 328,199									
<b>ΠΑΡΘΕΝΟ</b>		23855,1 263,367	27928,8 272,915	29270,3 250,937	32052,5 238,966									
<b>ΚΟΙΝΟ 3%</b>		22343,0 246,671	25524,1 249,423	27603,7 236,644	30807,2 229,680									
<b>ΕΞΕΥΓΕΝΙΣΜΕΝΟ</b>		26432,8 291,822	29729,8 290,522	31915,6 273,707	17022,5 126,869									
<b>ΠΥΡΗΝΕΛΑΙΟ ΕΞΕΥΓΕΝΙΣΜΕΝΟ</b>		15725,6 173,607	19647,7 191,995	20590,1 176,522	20221,8 150,774									
<b>ESPANA</b>														
<b>ESPANA EXTRA</b>		18095 136,967	19333 134,225	20741 142,255	20779 134,765									
<b>FINO</b>		18141 137,382	18942 131,516	20220 138,677	20132 130,566									
<b>CORRIENTE 3%</b>		17143 129,787	18324 127,225	19937 136,739	19635 127,344									
<b>REFINADOS</b>		18986 143,744	20271 140,743	21555 147,834	21124 137,004									
<b>DE ORUJO REFINADO</b>		14556 110,271	15620 108,457	16730 114,741	14127 91,627									
<b>ITALIA</b>														
<b>BARI EXTRA</b>	353871 263,886	506979 353,987	412095 278,067	469042 301,856	428992 265,986									
<b>FINO</b>	321090 239,441	419879 293,169	364649 246,050	404802 260,518	377384 234,007									
<b>SEMIFINO 3%</b>	303652 226,437	342172 238,906	338335 228,373	346042 222,678	335651 208,091									
<b>RAFFINATI</b>	322577 240,550	338849 236,589	367848 248,204	358848 229,016	355436 220,377									
<b>DI SANSΑ RETTIFICATO</b>	219455 163,650	234339 163,621	218407 147,369	211773 136,295	196625 121,913									
<b>OLIO DI ARACHIDI</b>		241727 168,780	162333 109,547	101357 65,233	99727 61,833									
<b>MILANO EXTRA</b>		561394 391,969	457225 308,522	487858 313,971	491914 304,995									
<b>RAFFINATI</b>	325056 242,398	347309 242,496	376172 253,821	368138 236,927	368581 228,527									
<b>DI SANSΑ RETTIFICATO</b>	227750 169,836	240631 168,014	225300 152,020	219405 141,205	200347 124,224									
<b>OLIO DI ARACHIDI</b>	228131 170,120	247361 172,714	163161 110,106	101469 65,306	102873 63,782									

MN /100 KG ECU/100 KG	1984	1985	1986	1987	1988	1989	1990	1991	1992	1993	1994		
<b>ΕΛΛΑΣ</b>													
<b>ΕΛΛΑΣ</b>													
EXTRA	24482,7 270,443	28163,4 304,871	31126,2 297,787	31932,0 267,830	44771,3 327,157								
ΠΑΡΘΕΝΟ	21918,3 242,116	24597,8 266,118	28460,8 272,183	29312,1 245,763	32812,2 238,423								
ΚΟΙΝΟ 3%	20976,8 231,715	22933,7 248,129	26024,4 248,786	27790,6 232,938	31417,6 228,398								
ΕΞΕΥΓΕΝΙΣΜΕΝΟ	24215,1 267,487	27205,7 294,401	29932,5 286,468	32342,1 277,203	17022,5 126,869								
ΠΥΡΗΝΕΛΑΙΟ ΕΞΕΥΓΕΝΙΣΜΕΝΟ	12971,0 143,282	16604,1 179,549	20008,0 191,429	20665,1 173,301	20257,3 147,230								
<b>ESPANA</b>													
<b>ESPANA</b>													
EXTRA	19499 150,266	17926 133,514	19771 136,749	20761 141,080	21207 137,522								
FINO	19444 149,847	17941 133,721	19266 133,262	20313 138,035	20573 133,411								
CORRIENTE 3%	18503 142,592	16988 126,551	18736 129,589	19900 135,778	20069 130,139								
REFINADOS	20312 156,531	18877 140,626	20639 142,756	21554 146,478	21561 139,817								
DE ORUJO REFINADO	18468 142,312	14060 104,655	15953 110,334	16523 112,320	14141 91,704								
<b>ITALIA</b>													
<b>BARI</b>													
EXTRA	393139 274,539	511713 355,686	418402 279,928	461737 295,497	441419 273,663								
FINO	369041 257,710	419034 291,194	371147 248,339	399995 255,950	381786 236,693								
SEMIFINO 3%	330983 231,133	339359 235,761	342854 229,386	342012 218,152	341782 211,692								
RAFFINATI	329119 229,832	341433 237,079	372231 249,237	350633 224,300	364169 225,771								
DI SANSÀ RETTIFICATO	218291 152,438	232857 161,788	220502 147,631	209693 134,117	199495 123,679								
OLIO DI ARACHIDI	236285 165,004	239268 166,217	144841 97,123	96565 61,793	101941 63,199								
<b>MILANO</b>													
EXTRA		549365 381,714	459842 307,654	481063 307,743	508057 314,958								
RAFFINATI	333590 232,954	349653 242,807	382136 255,856	363800 232,704	376330 233,297								
DI SANSÀ RETTIFICATO	222789 155,578	239472 166,382	227543 152,344	217718 139,242	194969 120,873								
OLIO DI ARACHIDI	238443 166,510	245601 170,614	145043 97,247	96386 61,675	105499 65,402								

ECU/100 KG	83/84	84/85	85/86	86/87	87/88							
MINIMUMSIMPORATGIFTER - BILAG I MINIMUM IMPORT LEVIES - ANNEX I PRELEVEMENTS MINIMAUX - ANNEXE I MINIMUMHEFFINGEN - BILAGE I ΕΛΑΧΙΣΤΕΣ ΕΙΣΦΟΡΕΣ-ΠΑΡΑΡΤΗΜΑ I						MINDESTABSCHÖPFUNGEN - ANHANG I EXACCIONES + MINIMAS - ANEXO I PRELIEVI MINIMI - ALLEGATO I DIREITOS NIVELADORES MINIMOS - ANEXO I						
C.E.												
1509 10 10	59,77	68,61	72,28	55,89	62,20							
1509 10 90	60,90	63,50	73,05	55,09	62,20							
1509 90 00	68,51	77,92	82,12	65,73	73,20							
1510 00 10	58,43	60,00	60,00	55,09	62,20							
1510 00 90	93,28	95,00	95,00	87,91	100,31							
MINIMUMSIMPORATGIFTER - BILAG II MINIMUM IMPORT LEVIES - ANNEX II PRELEVEMENTS MINIMAUX - ANNEXE II MINIMUMHEFFINGEN - BILAGE II ΕΛΑΧΙΣΤΕΣ ΕΙΣΦΟΡΕΣ-ΠΑΡΑΡΤΗΜΑ II						MINDESTABSCHÖPFUNGEN - ANHANG II EXACCIONES + MINIMAS - ANEXO II PRELIEVI MINIMI - ALLEGATO II DIREITOS NIVELADORES MINIMOS - ANEXO II						
C.E.												
0709 90 39	13,47	15,09	15,90	12,30	13,68							
0711 20 90	13,47	15,09	15,90	12,30	13,68							
1522 00 31	30,61	34,38	36,13	27,95	31,10							
1522 00 39	48,97	54,89	57,81	44,72	49,76							
2306 90 19	4,77	4,80	4,80	4,41	4,98							

**V I N S**

**W E I N**

**W I N E**

**V I N**

**V I N O**

**W I J N E N**

MN /%VOL./HL ECU/%VOL./HL	84/85	85/86	86/87	87/88									
------------------------------	-------	-------	-------	-------	--	--	--	--	--	--	--	--	--

ΕΛΛΑΣ

ΑΕΥΚΑ ΚΡΑΣΙΑ Α1 ΕΛΛΑΣ	214,7 2,371	307,5 3,005	359,9 3,084	419,8 3,129									
ATHINA	209,1 2,310	297,5 2,907	350,7 3,005	418,9 3,122									
IRAKLIO	235,0 2,596		351,0 3,008										
PATRAS	219,6 2,426	315,2 3,080	404,9 3,470	432,8 3,226									
ΚΟΚΚΙΝΑ ΚΡΑΣΙΑ R1 ΕΛΛΑΣ	188,9 2,087	312,2 3,050	374,4 3,209										
IRAKLIO	222,0 2,452												
PATRAS	177,8 1,964	312,2 3,050	374,4 3,209										
ΚΟΚΚΙΝΑ ΚΡΑΣΙΑ R2 ΕΛΛΑΣ				399,9 2,980									
IRAKLIO													
PATRAS				399,9 2,980									

ESPAÑA

VINO BLANCO A1 ESPAÑA		287 1,991	279 1,919	306 1,985									
ALCAZAR DE SAN JUAN		300 2,084	264 1,816	314 2,039									
ALMENDRALEJO		281 1,947	281 1,931	294 1,910									
MEDINA DEL CAMPO				401 2,602									
RIBADAVIA													
VILLAFRANCA DEL PENEDES		315 2,186		358 2,327									
VILLAR DEL ARZOBISPO				377 2,448									
VILLARROBLEDO		294 2,041	298 2,049	320 2,078									
VINO TINTO R1 ESPAÑA		354 2,457	320 2,195	356 2,309									
REQUENA		325 2,257	317 2,176	355 2,304									
REUS				356 2,449									
VILLAFRANCA DEL BIERZO		391 2,713	361 2,482	370 2,400									

MN /XVOL./HL ECU/XVOL./HL	84/85	85/86	86/87	87/88									
<b>ESPANA</b>													
VINO TINTO R2 ESPANA		410 2,843	368 2,529	392 2,548									
CALATAYUD													
FALSET		425 2,947	401 2,752	406 2,633									
JUMILLA		413 2,861	385 2,642	403 2,614									
NAVALCARNERO		396 2,747	320 2,198	356 2,312									
REQUENA				345 2,240									
TORO													
VILLENA		413 2,867	334 2,295	400 2,599									
<b>FRANCE</b>													
VINS BLANCS A1 FRANCE	21,41 3,012	20,62 2,902	18,98 2,634	20,95 2,818									
BORDEAUX	21,88 3,079	20,96 2,949	18,89 2,622	21,25 2,857									
NANTES	20,08 2,825	20,18 2,840	19,32 2,681	19,93 2,680									
VINS ROUGES R1 FRANCE	17,79 2,504	18,92 2,662	18,72 2,597	18,13 2,438									
BASTIA	16,67 2,345	17,41 2,450	17,12 2,375	19,18 2,576									
BEZIERS	17,70 2,491	18,88 2,657	18,55 2,573	18,07 2,430									
MONTPELLIER	17,85 2,513	18,98 2,671	18,81 2,609	17,94 2,413									
NARBONNE	17,79 2,504	19,07 2,683	18,85 2,616	18,35 2,468									
NIMES	17,87 2,515	18,93 2,664	18,82 2,611	18,05 2,428									
PERPIGNAN	18,29 2,573	19,15 2,695	19,46 2,700	18,46 2,483									
VINS ROUGES R2 FRANCE	16,26 2,288	17,51 2,464	17,18 2,384	17,41 2,341									
BASTIA	16,26 2,288	17,51 2,464	17,18 2,384	17,41 2,341									
BRIGNOLLES													

MN /%VOL./HL ECU/%VOL./HL	84/85	85/86	86/87	87/88									
<b>ITALIA</b>													
VINI BIANCHI A1 ITALIA	2,138	2,621	2,415	2,176									
BARI	2973	3640	3490										
	2,076	2,456	2,246	2,074									
CAGLIARI	3084	3900	3596	3541									
	2,154	2,632	2,314	2,209									
CHIETI	3076			3279									
	2,148	2,576	2,300	2,046									
RAVENNA(LUGO,FAENZA)													
	2,322	2,773	2,567	2,369									
TRAPANI(ALCAMO)													
	1,995	2,373	2,172	1,931									
TREVISIO	3737	4428	4373	4200									
	2,610	2,991	2,814	2,620									
VINI ROSSI R1 ITALIA	2,755	3,037	2,629	2,579									
ASTI													
	3,189	3,347	2,719	2,751									
FIRENZE	3140	3819	3808	3272									
	2,193	2,578	2,450	2,041									
LECCE													
PESCARA	3800	3988	3966										
	2,654	2,691	2,552										
REGGIO EMILIA		4630	4155	4158									
	2,782	3,135	2,674	2,594									
TREVISIO	3477	4090	3923	3800									
	2,428	2,762	2,524	2,371									
VERONA			3970	3950									
	2,486	2,785	2,555	2,464									
VINI ROSSI R2 ITALIA	3309	3965	3617	3167									
	2,311	2,676	2,328	1,976									
BARLETTA			3703	3103									
			2,383	1,936									
BARI	3259	3966	3535	3260									
	2,276	2,676	2,275	2,034									
CAGLIARI	3800	4350		3772									
	2,654	2,935		2,353									
LECCE		4018											
		2,711											
TARANTO	3258	3893	3750										
	2,275	2,627	2,413										



**S U K K E R**

**Z U C K E R**

**S U G A R**

**S U C R E**

**Z U C C H E R O**

**S U I K E R**

BCU/100 KG	1984	1985	1986	1987	1988	1989	1990	1991	1992	1993	1994
AFGIFTER - SUKKER SUGAR LEVIES PRELEVEMENTS SUCRE HEFFINGEN-SUIKER ΕΙΣΟΔΕΣ ΓΙΑ ΤΗ ΖΑΧΑΡΗ											
ABSCHÖPFUNGEN-ZUCKER EXACCION-AZUGAR PRELIEVI-ZUCCHERO DIR.NIVELADDRES-ACUCAR											
C.E.											
1701 11 10				40,30	34,45						
1701 11 90	39,60	42,78	42,81	43,75	34,50						
1701 12 10				40,30	34,45						
1701 12 90				40,30	34,45						
1701 91 00				48,99	44,50						
1701 99 10	44,31	46,97	48,70	51,94	44,54						
1701 99 90				48,99	44,50						
AFGIFTER - SIRUP-SUKKER SYRUPS - SUGAR LEVIES PRELEVEMENTS SIROPS - SUCRE HEFFINGEN-SIROOP - SUIKER ΕΙΣΟΔΕΣ ΓΙΑ ΣΙΡΟΠΙΑ-ΖΑΧΑΡΗ											
ABSCHÖPFUNGEN-SIRUPE - ZUCKER EXACCION-JARABES - AZUCAR PRELIEVI-SCIROPPI - ZUCCHERO DIR.NIVELADDRES-XAROPES - ACUCAR											
C.E.											
1702 20 10	0,3071	0,4695	0,4863	0,5195	0,4500						
1702 20 90				0,4900	0,4500						
1702 30 10	50,91	56,70	58,23	61,60	55,72						
1702 40 10				58,97	55,72						
1702 60 10				58,97	55,72						
1702 60 90				0,4900	0,4500						
1702 90 30				58,97	55,72						
1702 90 60	0,3071	0,4695	0,4863	0,5194	0,4500						
1702 90 71	0,3071	0,4695	0,4863	0,5194	0,4500						
1702 90 90				0,4900	0,4500						
2106 90 30	50,91	56,70	58,23	61,60	55,72						
2106 90 59	0,3071	0,4695	0,4863	0,5194	0,4500						

**SVINEKØD**  
**SCHWEINEFLEISCH**  
**PORK**  
**VIANDE PORCINE**  
**CARNI SUINE**  
**VARKENSVLEES**

MN /100 KG PAB ECU/100 KG PAB	83/84	84/85	85/86	86/87	87/88							
SVIN KL 1 PORCS CL 1	SCHWEINE KL 1 SUIINI CL 1	PIGS CL 1 VARKENS KL 1	CERDO CL. 1 PORCO CL 1	ΧΟΙΡΟΕΙΛΗ ΚΑ 1								
BELGIQUE/BELGIE	7790,9 173,487	7960,8 171,552	7358,5 157,551	6209,6 131,191	5842,7 121,609							
DANMARK	1470,48 178,569	1400,41 166,438	1267,12 149,630	1152,76 133,420	1130,66 127,233							
DEUTSCHLAND BR	384,00 152,710	374,33 155,574	336,16 140,906	279,23 117,068	257,61 106,010							
ELLAS			22958,1 196,773	21032,9 179,016	22861,5 165,563							
ESPANA	19680 154,752	20534 155,081	23631 163,084	20335 137,269	18425 118,622							
FRANCE			1110,88 152,638	990,61 130,417	933,23 120,641							
IRELAND	116,63 160,721	116,39 155,175	104,43 137,224	99,89 121,346	101,54 120,401							
ITALIA			270601 174,132	235284 150,408	241526 145,033							
LUXEMBOURG	8271,5 184,187	8673,5 186,912	8253,5 176,736	7128,4 150,602	6648,9 138,390							
NEDERLAND	418,40 154,396	421,75 156,720	386,77 143,915	323,94 120,537	294,87 110,279							
UNITED KINGDOM	106,94 172,863	105,85 171,108	100,72 159,897	99,08 150,453	91,09 130,452							
C.E.			147,877	130,990	120,074							

MN /100 KG PAB ECU/100 KG PAB	1984	1985	1986	1987	1988	1989	1990	1991	1992	1993	1994		
SVIN KL 1 PORCS CL 1	SCHWEINE KL 1 SUINI CL 1	PIGS CL 1	VARKENS KL 1	CERDD CL. 1 PORCO CL 1	XOIPOEIAH KA 1								
BELGIQUE/BELGIE	7834,0 173,543	7996,0 172,283	7107,5 151,694	6136,6 129,340	5898,8 122,772								
DANMARK	1474,55 178,456	1388,99 165,062	1235,77 145,451	1143,08 131,549	1130,84 127,245								
DEUTSCHLAND BR	385,25 153,207	371,00 155,545	324,65 136,079	274,96 115,280	260,45 109,399								
ELLAS			22889,5 196,185	20942,0 174,749	23343,1 164,335								
ESPANA	19066 149,959	21508 159,835	23212 159,350	19865 133,161	18670 120,088								
FRANCE			1095,73 149,728	982,14 128,770	937,45 121,179								
IRELAND	117,97 161,650	114,70 152,914	102,30 132,539	99,68 120,474	102,24 121,226								
ITALIA			269261 173,270	233675 147,750	244068 146,185								
LUXEMBOURG	8321,9 184,313	8704,0 187,539	8089,0 172,655	6978,7 147,087	6660,1 138,616								
NEDERLAND	419,79 154,918	422,97 157,382	372,43 138,581	319,15 118,850	293,32 109,888								
UNITED KINGDOM	109,30 176,684	104,18 168,404	99,73 156,837	98,38 147,977	91,60 130,745								
C.E.			144,267	128,727	120,853								

MN /KG PAB ECU/KG PAB	83/84	84/85	86/87	86/87	87/88								
KAMME LOMBATE	KOTELETTSTRÄNGE KARBONADEN	LOINS LOMBOS	CHULETEROS ΘΩΠΑΚΟ-ΔΙΩΥΙΚΗ ΧΩΡΑ	LONGES									
BELGIQUE/BELGIE	118,5 2,639	121,0 2,607	108,4 2,289	106,8 2,257	105,4 2,227								
DANMARK	30,93 3,755	32,13 3,819	29,88 3,462	29,33 3,394	32,45 3,725								
DEUTSCHLAND BR	6,88 2,735	6,69 2,780	5,87 2,462	5,80 2,433	5,71 2,394								
ELLAS													
FRANCE	18,64 2,752	18,85 2,653	17,32 2,284	16,95 2,231	17,30 2,260								
IRELAND													
ITALIA	4438 3,309	4725 3,272	4055 2,596	3919 2,505	4191 2,637								
LUXEMBOURG	120,8 2,691	128,5 2,725	116,7 2,465	115,8 2,448	115,0 2,430								
NEDERLAND	7,79 2,875	7,98 2,964	6,92 2,575	6,78 2,524	6,77 2,520								
UNITED KINGDOM													
C.E.	2,965	2,974	2,591	2,542	2,602								
BØV SPALLE	SCHULTER SCHOULDERS	SHOULDERS PAS	PALETILLA ΩΜΟΠΛΑΤΕΣ	EPAULES									
BELGIQUE/BELGIE	78,1 1,740	80,6 1,736	67,7 1,431	66,5 1,406	63,7 1,346								
DANMARK	12,87 1,563	12,89 1,532	12,04 1,395	12,04 1,393	11,81 1,357								
DEUTSCHLAND BR	4,46 1,774	4,27 1,774	3,40 1,424	3,31 1,386	3,19 1,339								
ELLAS													
FRANCE	8,17 1,206	9,92 1,396	7,22 0,951	6,85 0,901	6,43 0,840								
IRELAND													
ITALIA	2395 1,785	2755 1,907	2341 1,499	2242 1,433	2044 1,296								
LUXEMBOURG	85,8 1,912	90,4 1,948	75,2 1,588	74,6 1,575	74,0 1,563								
NEDERLAND	5,19 1,916	5,06 1,880	3,86 1,435	3,70 1,376	3,61 1,343								
UNITED KINGDOM													
C.E.	1,699	1,739	1,389	1,353	1,298								

MN /KG PAB ECU/KG PAB	83/84	84/85	86/87	86/87	87/88								
BRYSTFLÆSK PANCETTE	BÄUCHE BUIKEN	BELLIES PEITOS	PANCETA KOIATAKH XOPA (PANZETA)	POITRINES									
BELGIQUE/BELOIE	58,6 1,305	65,4 1,409	50,2 1,060	47,8 1,010	42,4 0,895								
DANMARK	14,49 1,759	14,72 1,750	12,76 1,479	12,86 1,468	14,02 1,610								
DEUTSCHLAND BR	3,33 1,325	3,58 1,489	2,58 1,081	2,44 1,024	2,25 0,943								
ELLAS													
FRANCE	8,72 1,287	9,67 1,362	7,52 0,992	7,20 0,948	7,40 0,967								
IRELAND													
ITALIA	1688 1,243	2268 1,571	1752 1,122	1691 1,062	1340 0,850								
LUXEMBOURG	78,3 1,744	81,3 1,753	73,7 1,557	73,1 1,544	72,5 1,532								
NEDERLAND	4,90 1,809	5,16 1,917	3,77 1,404	3,68 1,370	3,50 1,300								
UNITED KINGDOM													
C. E.	1,496	1,607	1,242	1,209	1,157								
SVINESPÆK LARDD	SCHWEINESPECK SPEK	PIG FAT TOUCINHO	TOCINO AAPAI	LARD									
BELGIQUE/BELOIE	23,4 0,521	28,0 0,604	19,6 0,415	19,7 0,415	19,8 0,419								
DANMARK	5,17 0,628	6,08 0,723	5,07 0,587	5,21 0,602	6,29 0,722								
DEUTSCHLAND BR	1,12 0,447	1,35 0,560	0,60 0,252	0,61 0,255	0,60 0,254								
ELLAS													
FRANCE	3,18 0,469	4,20 0,591	2,69 0,356	2,62 0,346	2,29 0,299								
IRELAND													
ITALIA	2100 1,566	2100 1,454	2053 1,314	2041 1,304	1900 1,205								
LUXEMBOURG	25,5 0,568	26,8 0,577	23,5 0,497	23,5 0,497	23,5 0,497								
NEDERLAND	1,43 0,527	1,67 0,621	0,83 0,309	0,75 0,279	0,71 0,265								
UNITED KINGDOM													
C. E.	0,675	0,733	0,533	0,528	0,523								

MN /KG PAB ECU/KG PAB	83/84	84/85	86/87	86/87	87/88								
SKINKER PROSCIUTTI	SCHINKEN HAMMEN	HAMS PERNAS	JAMON XOIPDMEPI (ZAMTON)	JAMBONS									
BELGIQUE/BELGIE	109,2 2,431	107,3 2,312	106,6 2,253	106,1 2,241	104,1 2,199								
DANMARK	19,27 2,340	18,96 2,253	19,24 2,230	19,21 2,224	19,19 2,203								
DEUTSCHLAND BR	5,61 2,229	5,47 2,271	4,95 2,073	4,90 2,062	4,77 1,999								
ELLAS													
FRANCE	15,50 2,288	15,31 2,156	15,05 1,985	15,00 1,975	14,38 1,878								
IRELAND													
ITALIA	5017 3,740	4666 3,231	6331 4,051	6340 4,051	6673 4,230								
LUXEMBOURG	120,8 2,691	126,3 2,720	113,2 2,391	112,1 2,368	112,5 2,377								
NEDERLAND	7,39 2,727	7,06 2,625	6,29 2,340	6,21 2,312	6,32 2,350								
UNITED KINGDOM													
C.E.	2,635	2,510	2,475	2,461	2,463								
HELE KROPPE - SVIN CARCASSE SUINE	TIERKÖRPER - SCHWEINE KARKASSEN - VARKENS	PIG CARCASES CARCACAS-SUINO	CANALES-PORCINO ΣΩΜΙΔ ΧΟΙΡΟΥ	CARCASSES-PORCS									
BELGIQUE/BELGIE			66,7 1,409	66,7 1,409	64,7 1,366								
DANMARK													
UNITED KINGDOM													
C.E.			1,409	1,409	1,366								



MN /KG PAB ECU/KG PAB	1984	1985	1986	1987	1988	1989	1990	1991	1992	1993	1994		
KAMME LOMBATE	KOTELETTSTRÄNGE KARBONADEN	LOINS LOMBOS	CHULETEROS ΘΩΠΑΚΟ-ΟΙΰΥΙΚΗ ΚΩΡΑ	LONGES									
BELGIQUE/BELGIE	119,5 2,648	121,4 2,617	115,1 2,455	105,7 2,227	103,4 2,152								
DANMARK	31,48 3,810	33,16 3,940	31,77 3,740	29,80 3,428	30,30 3,410								
DEUTSCHLAND BR	6,93 2,755	6,65 2,787	6,16 2,583	5,76 2,416	5,71 2,399								
ELLAS													
FRANCE	18,67 2,736	18,96 2,669	17,97 2,454	17,07 2,238	16,66 2,153								
IRELAND													
ITALIA	4477 3,301	4746 3,266	4648 3,065	3884 2,456	4209 2,521								
LUXEMBOURG	120,8 2,677	126,9 2,734	121,7 2,596	115,0 2,424	115,0 2,394								
NEDERLAND	7,77 2,869	7,97 2,964	7,45 2,771	6,74 2,508	7,07 2,649								
UNITED KINGDOM												1,93	
C. E.	2,971	2,997	2,809	2,528	2,549							2,759	
BBV SPALLE	SCHULTER SHOULDERS	SHOULDERS PAS	PALETILLA ΩΜΟΠΛΑΤΕΣ	EPAULES									
BELGIQUE/BELGIE	77,9 1,726	81,4 1,753	73,8 1,575	65,6 1,384	61,1 1,272								
DANMARK	12,97 1,570	13,11 1,558	12,26 1,443	12,26 1,411	12,23 1,377								
DEUTSCHLAND BR	4,50 1,788	4,25 1,782	3,83 1,606	3,25 1,363	3,01 1,265								
ELLAS													
FRANCE	8,24 1,206	9,91 1,395	7,84 1,069	7,28 0,953	6,93 0,895								
IRELAND													
ITALIA	2417 1,783	2857 1,965	2711 1,789	2100 1,380	2211 1,324								
LUXEMBOURG	85,4 1,892	90,0 1,939	79,2 1,690	74,0 1,559	74,0 1,540								
NEDERLAND	5,22 1,925	5,00 1,862	4,39 1,632	3,56 1,327	3,86 1,447								
UNITED KINGDOM												0,81	
C. E.	1,699	1,751	1,543	1,340	1,293							1,158	

MN /KG PAB ECU/KG PAB	1984	1985	1986	1987	1988	1989	1990	1991	1992	1993	1994		
BRYSTFLESK PANCETTE	BÄUCHE BUIKEN	BELLIES PEITOS	PANCETA KOITAIAKH XOPA (ΠΑΝΣΕΤΑ)	POITRINES									
BELGIQUE/BELGIE	59,2 1,311	66,7 1,437	60,9 1,300	46,1 0,973	46,7 0,971								
DANMARK	14,54 1,736	14,94 1,775	12,71 1,496	13,20 1,518	13,28 1,494								
DEUTSCHLAND BR	3,39 1,350	3,61 1,513	3,11 1,303	2,37 0,995	2,35 0,989								
ELIAS													
FRANCE	8,79 1,287	9,95 1,400	9,44 1,291	7,56 0,989	8,21 1,061								
IRELAND													
ITALIA	1707 1,237	2364 1,627	2236 1,477	1585 1,004	1717 1,028								
LUXEMBOURG	78,2 1,731	81,3 1,751	78,5 1,633	72,5 1,528	72,5 1,509								
NEDERLAND	4,81 1,773	5,24 1,950	4,55 1,892	3,63 1,353	3,61 1,361								
UNITED KINGDOM					0,94 1,334								
C. E.	1,492	1,636	1,456	1,194	1,203								
SVINESPEK LAROO	SCHWEINESPECK SPEK	PIG FAT TOUCINHO	TOCINO AAPAI	LARD									
BELGIQUE/BELGIE	24,6 0,544	27,8 0,600	21,7 0,463	19,8 0,416	20,3 0,422								
DANMARK	5,85 0,707	5,55 0,660	4,48 0,527	5,38 0,619	5,73 0,645								
DEUTSCHLAND BR	1,18 0,462	1,35 0,565	0,78 0,319	0,65 0,271	0,73 0,307								
ELIAS													
FRANCE	3,54 0,517	4,26 0,600	3,06 0,417	2,77 0,362	2,90 0,375								
IRELAND													
ITALIA	2100 1,549	2100 1,446	2101 1,384	2007 1,271	1900 1,138								
LUXEMBOURG	25,3 0,560	26,5 0,571	23,5 0,502	23,5 0,496	23,4 0,487								
NEDERLAND	1,48 0,545	1,67 0,622	1,28 0,475	0,70 0,259	10,75 4,057								
UNITED KINGDOM													
C. E.	0,698	0,723	2,584	0,528	1,062								

NN /KG PAB ECU/KG PAB		1984	1985	1986	1987	1988	1989	1990	1991	1992	1993	1994		
SKINKER PROSCIUTTI	SCHINKEN HAMMEN	HAMS PERNAS	JAMON ΧΟΙΠΟΜΕΠΙ (ΖΑΜΤΟΝ)	JAMBONS										
BELGIQUE/BELGIE		108,8 2,407	108,8 2,332	107,2 2,286	104,9 2,211	92,7 1,929								
DANMARK		19,16 2,319	19,45 2,311	18,98 2,233	19,16 2,205	18,96 2,133								
DEUTSCHLAND BR		5,62 2,234	5,43 2,275	5,15 2,158	4,87 2,040	4,46 1,871								
ELLAS														
FRANCE		15,51 2,272	15,47 2,176	15,08 2,060	15,11 1,981	14,23 1,840								
IRELAND														
ITALIA		4910 3,625	4720 3,248	5942 3,912	6468 4,090	6790 4,067								
LUXEMBOURG		120,8 2,677	126,3 2,720	119,2 2,543	111,3 2,345	112,5 2,341								
NEDERLAND		7,36 2,714	7,03 2,616	6,58 2,447	6,19 2,304	6,14 2,301								
UNITED KINGDOM						1,48 2,119								
C.E.		2,607	2,526	2,520	2,454	2,331								
MELE KROPPE - SVIN CARCASSE SUINE		TIERKÖRPER - SCHWEINE KARKASSEN - VARKENS		PIG CARCASSES CARCACAS-SUINO		CANALES-PORCINO ΣΟΑΓΙΟ ΧΟΙΠΟΥ		CARCASSES-PORCS						
BELGIQUE/BELGIE					66,0 1,392	62,1 1,292								
DANMARK						16,10 1,812								
UNITED KINGDOM						1,14 1,631								
C.E.					1,392	1,399								

MN /PIECE ECU/PIECE	82/83	83/84	84/85	84/85	85/87	85/87	87/88						
SMAGRISE SUTNETTI	FERKEL BIGGEN	PIGLETS	LECHONES	PORCELETS									
		YOIPIATA											
BELGIQUE/BELGIE		2150,6	2180,0	2229,9	1666,4	1603,6	1552,9						
		47,883	48,395	48,063	35,206	33,880	32,806						
DANMARK		381,61	426,03	399,26	296,28	293,37	304,62						
		46,340	51,680	47,452	34,338	33,951	34,974						
DEUTSCHLAND BR		86,60	100,87	94,79	67,30	65,53	61,67						
		34,438	40,115	39,406	28,214	27,476	25,857						
ELLAS													
ESPANA					4667	4532	3755						
					31,559	30,606	25,147						
FRANCE		242,16	249,39	254,60	210,57	205,42	186,30						
		35,747	36,732	35,839	27,764	27,046	24,329						
IRELAND		28,65	31,23	27,87	24,16	24,72	25,95						
		39,483	42,971	37,163	29,561	30,030	31,280						
ITALIA		53438	52202	62651	60066	58328	52170						
		39,838	38,797	43,365	38,469	37,288	33,070						
LUXEMBOURG		2172,4	2384,4	2231,5	1789,1	1728,1	1659,9						
		48,375	53,014	48,009	37,799	36,510	35,065						
NEDERLAND		111,40		112,32	86,06	82,42	71,50						
		41,106		41,739	32,081	30,669	26,607						
UNITED KINGDOM		22,42	27,47	30,97	28,91	25,52	25,54						
	36,242	44,412	50,072	46,744	38,874	38,753	38,414						
C. E.		39,667	42,600	41,714	32,065	31,263	28,840						

MN /PIECE ECU/PIECE	1984	1985	1986	1987	1988	1989	1990	1991	1992	1993	1994		
SHAGRISE SUINETTI	FERKEL BIGGEN	PIGLETS	LECHONES XOITPIAIA	PORCELETS									
BELGIQUE/BELGIE	2167,6 48,017	2234,7 48,149	1905,8 40,680	1578,6 33,277	1539,3 32,038								
DANMARK	395,22 47,818	392,11 46,597	317,90 37,430	294,44 33,881	301,71 33,949								
DEUTSCHLAND BR	89,36 35,541	92,72 38,868	74,50 31,233	65,04 27,266	65,80 27,638								
ELLAS													
ESPANA			5502 37,712	4436 29,771	3898 25,076								
FRANCE	245,18 35,950	256,70 36,124	234,80 32,127	200,50 26,303	186,16 24,065								
IRELAND	29,01 39,784	27,73 36,979	24,04 31,211	25,11 30,356	23,99 28,449								
ITALIA	54232 40,059	65589 45,146	72031 47,568	56837 35,997	59681 35,680								
LUXEMBOURG	2196,9 48,669	2256,0 48,608	2042,1 43,582	1685,4 35,525	1627,3 33,867								
NEDERLAND	111,14 41,013	112,06 41,696	102,83 38,261	77,54 28,873	74,19 27,797								
UNITED KINGDOM	28,63 46,279	28,40 45,916	25,43 39,862	25,60 38,520	22,36 31,922								
C. E.	40,437	41,486	36,508	30,585	28,973								

ECU/100 KG	1984	1985	1986	1987	1988	1989	1990	1991	1992	1993	1994	
AFGIFTER - SVINEKØD PICHEAT LEVIES PRELEVEMENTS VIANDE PORCINE HEFFINGEN-VARKENSVLEES ΕΙΣΟΔΕΣ ΓΙΑ ΤΟ ΧΟΙΡΕΙΟ ΚΡΕΑΣ												
ABSCHÖPFUNGEN-SCHWEINEFLEISCH EXACCION-CARNE DE PORCINO PRELIEVI-CARNI SUINE DIR.NIVELADORES-CARNE DE SUINO												
C. E.												
0103 91 10	29,81	32,25	49,65	62,41	56,74							
0103 92 11	25,36	27,42	43,75	52,93	48,26							
0103 92 19					56,74							
0203 11 10					73,79							
0203 12 11	56,22	60,80	97,00	117,36	106,99							
0203 12 19	43,42	46,96	74,92	90,65	82,64							
0203 19 11					82,64							
0203 19 13	62,81	67,93	108,37	131,12	119,54							
0203 19 15	33,73	36,48	58,20	70,42	64,20							
0203 19 55	62,81	67,93	108,37	131,12	119,54							
0203 19 59	62,81	67,93	108,37	131,12	119,54							
0203 21 10					73,79							
0203 22 11					106,99							
0203 22 19					82,64							
0203 29 11					82,64							
0203 29 13					119,54							
0203 29 15					64,20							
0203 29 55					119,54							
0203 29 59					119,54							
0206 30 21	46,91	50,74	80,94	97,93	89,28							
0206 30 31	34,12	36,90	58,86	71,23	64,93							
0206 41 91					89,28							
0206 49 91	34,12	36,90	58,86	71,23	64,93							
0209 00 11	15,51	16,77	28,76	32,38	29,52							
0209 00 19	17,06	18,45	29,44	35,61	32,47							
0209 00 30	9,31	10,06	16,05	19,43	17,71							
0210 11 11	56,22	60,80	97,00	117,36	106,99							
0210 11 19	43,42	46,96	74,92	90,65	82,64							
0210 11 31	109,34	118,25	188,64	228,24	208,08							
0210 11 39	86,08	93,09	148,50	179,69	163,81							
0210 12 11	33,73	36,48	58,20	70,42	64,20							
0210 12 19	56,22	60,80	97,00	117,36	106,99							
0210 19 10	49,63	53,67	85,62	103,60	94,45							
0210 19 20	54,28	58,70	93,65	113,32	103,30							

ECU/100 KG	1984	1985	1986	1987	1988	1989	1990	1991	1992	1993	1994
AFGIFTER - SVINEKØD PIGMEAT LEVIES PRELEVEMENTS VIANDE PORCINE HEFFINGEN-VARKENSVLEES ΕΙΣΦΟΡΕΣ ΓΙΑ ΤΟ ΧΟΙΡΕΙΟ ΚΡΕΑΣ											
ABSCHÖPFUNGEN-SCHWEINEFLEISCH EXACCION-CARNE DE PORCINO PRELIEVI-CARNI SUINE DIR.NIVELADORES-CARNE DE SUINO											
C. E.											
0210 19 30					82,64						
0210 19 40	62,81	67,93	108,37	131,12	119,54						
0210 19 51	62,81	67,93	108,37	131,12	119,54						
0210 19 59	62,81	67,93	108,37	131,12	119,54						
0210 19 60					163,81						
0210 19 70	108,17	116,99	186,63	225,82	205,87						
0210 19 81	109,34	118,25	188,64	228,24	208,08						
0210 19 89	109,34	118,25	188,64	228,24	208,08						
0210 90 31	46,91	50,74	80,94	97,93	89,28						
0210 90 39	34,12	36,90	58,86	71,23	64,93						
1501 00 11	12,40	13,42	21,41	25,90	23,61						
1501 00 19	12,40	13,42	21,41	25,90	23,61						
1601 00 10	70,78	75,21	110,15	129,82	119,80						
1601 00 91	122,89	131,53	191,05	222,85	203,52						
1601 00 99					134,57						
1602 10 00					103,43						
1602 20 90	82,17	92,15	124,56	149,48	146,93						
1602 41 10	135,07	144,75	205,29	232,78	207,99						
1602 42 10	110,59	120,69	170,94	191,95	171,31						
1602 49 11					207,99						
1602 49 13					171,31						
1602 49 15					171,31						
1602 49 19					113,74						
1602 49 30	65,38	67,90	94,99	111,41	103,43						
1602 49 50	49,38	52,42	70,80	79,86	73,84						
1602 90 10					146,93						
1602 90 51	73,51	78,22	112,59	127,88	113,74						
1902 20 30					73,84						





**Æ G**

**E I E R**

**E G G S**

**O E U F S**

**U O V A**

**E I E R E N**

ECU/100 KG	1984	1985	1986	1987	1988	1989	1990	1991	1992	1993	1994	
AFGIFTER - EG EGGS LEVIES PRELEVEMENTS OEUFs HEFFINGEN-EIEREN ΕΙΣΦΟΡΕΣ ΓΙΑ ΤΑ ΑΥΓΑ	ABSCHUEPFUNGEN-EIER EXACCION-HUEVOS PRELIEVI-UDVA DIR. NIVELADRES-OVOS											
C.E.												
0407 00 11	6,89	7,33	10,90	15,36	16,00							
0407 00 19	2,39	2,57	4,06	5,06	5,10							
0407 00 30	23,19	25,10	40,65	44,51	44,09							
0408 11 10	108,50	117,47	190,23	208,29	206,32							
0408 19 11	47,30	51,20	82,92	90,79	89,94							
0408 19 19	50,55	54,72	88,61	97,02	96,11							
0408 91 10	104,80	113,46	183,73	201,17	199,27							
0408 99 10	26,90	29,12	47,15	51,63	51,14							

MN /100 KG ECU/100 KG	1984	1985	1986	1987	1988	1989	1990	1991	1992	1993	1994		
<b>BELGIQUE/BELGIE</b>													
<b>BELGIQUE/BELGIE</b> EIEREN A2	4559,7 100,273	4097,6 88,288	3626,2 77,356	4076,2 85,497	3598,1 74,887								
EIEREN A3	4615,8 101,507	4174,0 89,933	3751,7 80,038	4242,9 89,003	3673,2 76,449								
EIEREN A4		4255,2 91,683	3733,5 79,659	4209,7 88,337	3529,0 73,449								
EIEREN A5	4722,6 103,884	4217,9 90,880	3703,5 79,029	4187,0 87,867	3564,7 74,192								
BRUINSCHALIGE A4	4770,8 104,936	4333,1 93,362	3790,9 80,879	4246,6 89,113	3582,3 74,559								
<b>DANMARK</b>													
<b>DANMARK</b> EG A4	143,129	1135,65 134,956	1077,83 126,829	1168,40 134,861	1092,25 124,755								
<b>DEUTSCHLAND BR</b>													
<b>DEUTSCHLAND BR</b> EIER A4	103,688	232,52 97,476	203,82 85,453	230,07 96,458	187,24 78,921								
<b>ΕΛΛΑΣ</b>													
<b>ELLAS</b> AYFA A4		18150,6 191,008	18210,5 187,051	22386,8 183,360	23848,7 176,337								
AYFA A5	18438,7 223,934	17333,3 191,469	18225,7 156,212	22545,6 185,570	22057,9 171,871								
<b>ESPANA</b>													
<b>ESPANA</b> HUEVOS A4	16424 128,078	16674 124,681	14398 98,784	16477 109,131	14852 95,339								
<b>FRANCE</b>													
<b>FRANCE</b> OEUF5 A4	125,348	807,38 116,630	782,54 110,162	928,97 127,310									
<b>IRELAND</b>													
<b>IRELAND</b> EGGS A4	136,437	90,51 120,674	73,53 95,057	83,36 100,900	75,01 90,141								
<b>ITALIA</b>													
<b>ITALIA</b> UOVA A4	134,858	165981 114,294	156425 103,089	173979 109,992	149797 92,862								

MN /100 KG ECU/100 KG	1984	1985	1986	1987	1988	1989	1990	1991	1992	1993	1994		
<b>LUXEMBOURG</b>													
<b>LUXEMBOURG</b> DEUFS A2	5792,0 127,405	5113,1 110,168	4579,1 97,721	5058,4 106,105	4605,4 96,852								
DEUFS A3	5944,2 130,758	5260,3 113,339	4747,4 101,314	5263,5 110,415	4747,3 98,806								
DEUFS AA		5477,2 118,013	4896,4 104,497	5423,7 113,793	4791,2 99,719								
DEUFS A5	6381,2 140,411	5533,8 119,233	4913,1 104,863	5410,5 113,518	4892,7 101,832								
<b>NEDERLAND</b>													
<b>NEDERLAND</b> EIEREN A2	246,57 90,993	220,27 81,960	191,48 71,248	217,41 81,063	184,09 69,211								
EIEREN A3	254,48 93,912	226,27 84,191	200,16 74,477	224,97 83,900	186,75 70,218								
EIEREN AA		224,66 83,593	191,84 71,384	220,06 82,061	176,41 66,327								
EIEREN A5	94,183 259,95 95,932	83,593 223,68 83,228	71,384 191,50 71,255	82,061 219,88 81,966	66,327 174,61 65,647								
<b>UNITED KINGDOM</b>													
<b>UNITED KINGDOM</b> COLOURED EGGS AA		74,76 120,857	63,38 101,148	68,88 106,033	60,08 90,269								

**F J E R K R Æ**  
**G E F L Ü G E L**  
**P O U L T R Y**  
**V O L A I L L E**  
**P O L L A M E**  
**G E V O G E L T E**

ECU/100 KG	1984	1985	1986	1987	1988	1989	1990	1991	1992	1993	1994
AFGIFTER - FJERKRÆ POULTRY LEVIES PRELEVEMENTS VOLAILLE HEFFINGEN-GEVOGELTE ΕΙΣΦΟΡΕΣ ΓΙΑ ΤΑ ΠΟΥΛΑΕΡΙΚΑ											
ABSCHÖPFUNGEN-GEFLÜGEL EXACCION-AVES DE CORRAL PRELIEVI-POLLAME DIR.NIVELADRES-AVES											
C. E.											
0105 11 00	4,12	4,46	6,83	7,64	7,63						
0105 19 10	11,21	11,93	16,96	23,18	24,18						
0105 19 90					7,63						
0105 91 00	14,60	16,20	25,63	31,37	28,57						
0105 99 10	22,51	24,60	30,28	49,10	43,61						
0105 99 20	22,34	24,24	37,49	48,16	43,35						
0105 99 30	17,86	19,28	29,20	35,88	32,41						
0105 99 50	26,12	28,40	44,55	51,06	45,33						
0207 10 11					35,90						
0207 10 15					40,82						
0207 10 19					44,47						
0207 10 31	25,51	27,54	41,71	51,25	46,30						
0207 10 39	27,95	30,17	45,70	56,17	50,76						
0207 10 51	26,48	28,94	46,22	57,77	51,31						
0207 10 55	32,15	35,14	56,12	70,14	62,30						
0207 10 59	35,72	39,04	62,36	77,94	69,22						
0207 10 71	31,92	34,63	53,56	68,80	61,93						
0207 10 79	33,20	36,16	56,85	73,53	66,03						
0207 10 90	37,31	40,57	63,64	72,95	64,76						
0207 21 10	21,14	23,14	36,61	44,82	40,82						
0207 21 90	23,03	25,22	39,90	48,84	44,47						
0207 22 10					46,30						
0207 22 90					50,76						
0207 23 11					62,30						
0207 23 19					69,22						
0207 23 51					61,93						
0207 23 59					66,03						
0207 23 90					64,76						
0207 31 00	319,16	346,32	535,56	687,96	619,33						
0207 39 11	63,43	69,20	109,46	131,53	117,52						
0207 39 13	25,34	27,74	43,89	53,72	48,92						
0207 39 15	19,41	21,14	33,14	40,65	36,43						
0207 39 17	13,43	14,63	22,94	28,14	25,22						
0207 39 21	34,88	38,19	60,41	73,95	67,35						

ECU/100 KG	1984	1985	1986	1987	1988	1989	1990	1991	1992	1993	1994
AFGIFTER - FJERKRÆ POULTRY LEVIES PRELEVEMENTS VOLAILLE HEFFINGEN-GEVUGELTE ΕΙΣΦΟΡΕΣ ΓΙΑ ΤΑ ΠΟΥΛΕΡΙΚΑ											
ABSCHÖPFUNGEN-GEFLÜGEL EXACCIÓN-AVES DE CORRAL PRELIEVI-POLLAME DIR. NIVELADORES-AVES											
C.E.											
0207 39 23	32,76	35,87	56,75	69,47	63,27						
0207 39 25	59,72	65,02	101,98	125,08	112,09						
0207 39 27	13,43	14,63	22,94	28,14	25,22						
0207 39 31	53,56	57,83	87,60	107,63	97,24						
0207 39 33	30,75	33,19	50,27	61,79	55,83						
0207 39 35					36,43						
0207 39 37					25,22						
0207 39 41	40,81	44,06	66,74	82,00	74,09						
0207 39 43	19,13	20,66	31,28	38,44	34,73						
0207 39 45	34,44	37,18	56,31	69,19	62,51						
0207 39 47					112,09						
0207 39 51					25,22						
0207 39 53	69,72	75,94	119,40	154,41	138,67						
0207 39 55					117,52						
0207 39 57	39,30	42,95	68,60	85,73	76,14						
0207 39 61	36,52	39,78	62,54	80,88	72,64						
0207 39 63	41,05	44,63	70,01	80,24	71,24						
0207 39 65					36,43						
0207 39 67					25,22						
0207 39 71	49,81	54,25	85,28	110,30	99,05						
0207 39 73					67,35						
0207 39 75	48,14	52,44	82,44	106,62	95,74						
0207 39 77					63,27						
0207 39 81	45,75	49,91	79,09	100,57	89,83						
0207 39 83					112,09						
0207 39 85					25,22						
0207 39 90	34,34	37,39	58,64	71,92	64,45						
0207 41 10					117,52						
0207 41 11					48,92						
0207 41 21					36,43						
0207 41 31					25,22						
0207 41 41					67,35						
0207 41 51					63,27						
0207 41 71					112,09						

ECU/100 KG	1984	1985	1986	1987	1988	1989	1990	1991	1992	1993	1994
AFGIFTER - FJERKRE POULTRY LEVIES PRELEVEMENTS VOLAILLE HEFFINGEN-GEVOGELTE ΕΙΣΦΟΡΕΣ ΓΙΑ ΤΑ ΠΟΥΛΠΕΡΙΚΑ											
ABSCHÖPFUNGEN-GEFLÜGEL EXACCION-AVES DE CORRAL PRELIEVI-POLLAME DIR.NIVELADORES-AVES											
C. E.											
0207 41 90					25,22						
0207 42 10					97,24						
0207 42 11					55,83						
0207 42 21					36,43						
0207 42 31					25,22						
0207 42 41					74,09						
0207 42 51					34,73						
0207 42 59					62,51						
0207 42 71					112,09						
0207 42 90					25,22						
0207 43 11					138,67						
0207 43 15					117,52						
0207 43 21					76,14						
0207 43 23					72,64						
0207 43 25					71,24						
0207 43 31					36,43						
0207 43 41					25,22						
0207 43 51					99,06						
0207 43 53					67,35						
0207 43 61					95,74						
0207 43 63					63,27						
0207 43 71					89,83						
0207 43 81					112,09						
0207 43 90					25,22						
0207 50 10					619,33						
0207 50 90					64,45						
0209 00 90	29,86	32,51	50,99	62,54	56,05						
0210 90 71					619,33						
0210 90 79					64,45						
1501 00 90	35,84	39,01	61,19	75,05	67,26						
1502 31 11	51,01	55,08	83,42	102,50	92,61						
1502 31 19					123,30						
1502 31 30					67,26						
1502 31 90					39,23						



ECU/100 KG	1984	1985	1986	1987	1988	1989	1990	1991	1992	1993	1994	
AFGIFTER - FJERKNE POULTRY LEVIES PRELEVEMENTS VOLAILLE HEFFINGEN-GEVOGELTE ΕΙΣΦΟΡΕΣ ΓΙΑ ΤΑ ΠΟΥΛΕΡΙΚΑ	ABSCHÖPFUNGEN-GEFLÜGEL EXACCION-AVES DE CORRAL PRELIEVI-POLLAME DIR. NIVELADORES-AVES											
C.E.												
1602 39 11	61,90	67,51	106,61	130,72	116,96							
1602 39 19	65,70	71,53	112,17	137,59	123,30							
1602 39 30	35,84	39,01	61,19	75,05	67,26							
1602 39 90	20,90	22,76	35,69	43,78	39,23							

MN /100 KG PAB ECU/100 KG PAB	1984	1985	1986	1987	1988	1989	1990	1991	1992	1993	1994		
<b>BELGIQUE/BELGIE</b>													
BELGIQUE/BELGIE KUIKENS	155,832	6959,1 149,942	6563,9 140,107	6034,8 126,566	5793,9 120,588								
<b>DANMARK</b>													
DANMARK KILLINGER	160,627	1317,03 156,511	1255,14 147,709	1210,10 139,676	1218,44 139,168								
FRODSNE HØNS 70%	94,764	820,00 97,446	820,00 96,499	820,00 94,632	820,00 93,659								
<b>DEUTSCHLAND BR</b>													
DEUTSCHLAND BR HUEHNER	146,308	362,77 152,075	342,39 143,551	316,48 132,687	305,55 128,761								
GEFRORENE HUEHNER 70%	97,136	246,61 103,382	238,72 100,087	229,91 96,390	213,85 90,107								
<b>ΕΛΛΑΣ</b>													
ΕΛΛΑΣ ΝΩΠΟΙ ΠΕΤΕΙΝΟΙ ΚΑΙ ΚΟΤΕΣ 70%	206,195	19525,9 205,035	24353,9 222,948	25138,8 205,311	28524,9 211,466								
<b>ESPANA</b>													
ESPANA POLLOS FRESCOS 83%	18828 146,678	19538 145,683	18740 128,524	16650 109,746	16697 107,184								
<b>FRANCE</b>													
FRANCE POULETS 83% FRAIS	1129,33 169,785	1192,89 172,294	1183,89 167,003	1172,22 159,976	1104,79 148,125								
POULES 83% FRAICHES	92,267	616,91 89,054	599,88 84,416	565,54 77,253	486,82 65,271								
<b>IRELAND</b>													
IRELAND FRESH CHICKENS 70%	217,496	165,25 220,305	161,86 209,364	163,92 198,287	160,78 193,198								
<b>ITALIA</b>													
ITALIA POLLI FRESCI 83%	153,911	231148 159,142	222653 146,943	194434 122,727	224971 139,466								
GALLINE FRESCHE 83%	139,786	211810 145,922	190683 126,123	175021 110,768	167835 104,042								

MN /100 KG PAB ECU/100 KG PAB	1984	1985	1986	1987	1988	1989	1990	1991	1992	1993	1994		
<b>NEDERLAND</b>													
<b>NEDERLAND</b> KUIKENS		368,77	351,96	324,14	305,29								
	134,630	137,216	130,969	120,914	114,756								
BEVROREN KIPPEN 70%		276,32	282,14	270,05	256,11								
	101,476	102,815	104,984	100,733	96,262								
<b>UNITED KINGDOM</b>													
<b>UNITED KINGDOM</b> CHICKENS		105,73	105,27	102,26	96,53								
	166,659	170,913	167,857	157,339	145,034								
FROZEN CHICKENS 70%		87,86	90,50	89,52	78,68								
	137,913	142,020	144,313	137,678	118,221								



**OKSEKØD**

**RINDFLEISCH**

**BEEF**

**VIANDE BOVINE**

**CARNE BOVINA**

**RUNDVLEES**

MN /100 KG ECU/100 KG	1984	1985	1986	1987	1988	1989	1990	1991	1992	1993	1994		
LEVENDE KVEG BOVINI VIVI	LEVENDE RINDER LEVENDE RUNDEREN	LIVE ADULT BOVINE ANIMALS ΖΩΝΤΑΝΟΙ ΜΟΞΥΟΙ			BOVINOS	BOVINS VIVANTS							
BELGIQUE/BELGIE	7247,5 157,368	7397,2 159,363	6720,9 142,961	6288,7 131,908	6621,5 137,816								
DANMARK	1275,06 152,268	1272,63 151,234	1222,56 143,414	1152,68 133,035	1220,58 139,416								
DEUTSCHLAND BR	380,64 151,463	362,19 151,855	329,93 138,327	323,59 135,670	326,59 137,966								
ELLAS	15000,9 172,450	16905,7 173,069	18970,9 169,863	21337,6 176,998	23402,3 178,809								
ESPANA			21548 146,937	23406 154,550	25117 161,225								
FRANCE	1112,91 164,118	1169,22 168,220	1113,61 156,132	1114,61 146,375	1178,33 153,119								
IRELAND	108,82 146,165	105,92 141,216	100,23 129,131	105,89 127,526	119,85 141,982								
ITALIA	230910 163,702	236683 161,815	242376 158,503	235061 148,627	243993 151,267								
LUXEMBOURG	7812,7 169,623	7838,9 168,900	7270,7 154,694	6689,8 140,322	6826,8 142,087								
NEDERLAND	374,24 138,118	380,84 141,712	343,62 127,862	338,79 126,379	351,25 132,366								
UNITED KINGDOM	92,43 149,418	95,90 155,014	94,76 150,475	96,64 140,428	108,78 153,103								
C. E.	155,540	157,411	147,236	140,939	147,733								

MN /100 KG ECU/100 KG	1984	1985	1986	1987	1988	1989	1990	1991	1992	1993	1994		
LEVENDE KALVE VITELLI VIVI	LEBENDE KÄLBER LEVENDE KALVEREN	LIVE CALVES	TERNEROS VIVOS ZONTANDI MOTYDI	VEAUX VIVANTS									
BELGIQUE/BELGIE	10108,9 219,544	10715,9 230,886	11028,5 234,599	10978,4 230,283	10974,6 228,415								
DANMARK	1378,15 164,592	1359,10 161,510	1318,49 154,678	1224,53 141,349	1264,03 144,378								
DEUTSCHLAND BR	542,09 215,702	540,57 226,642	540,83 226,750	536,19 224,803	560,08 236,598								
ELLAS	17872,9 204,702	20339,9 208,231	21131,8 189,672	23657,4 195,868	27062,0 206,983								
ESPANA			28298 193,005	30940 204,274	33073 212,299								
FRANCE	1599,45 235,962	1702,24 244,811	1737,99 243,716	1794,31 235,648	2029,60 263,738								
IRELAND	157,49 211,539	164,13 218,818	146,18 188,471	171,92 206,705	227,75 269,793								
ITALIA	315997 224,134	329978 225,426	346009 226,343	347454 219,568	367183 227,640								
LUXEMBOURG	6600,0 143,286	6600,0 142,205	6600,0 140,371	6600,0 138,432	6600,0 137,366								
NEDERLAND	562,24 207,502	581,41 216,342	550,96 205,009	552,49 206,083	559,90 210,983								
UNITED KINGDOM	110,94 179,336	110,94 179,336	110,94 176,156	110,94 161,316	110,94 156,143								
C.E.	213,805	220,258	215,227	210,800	226,213								

MN /100 KG BCU/100 KG	1984	1985	1986	1987	1988	1989	1990	1991	1992	1993	1994		
<b>BELGIQUE/BELGIE</b>													
<b>BELGIQUE/BELGIE</b>													
KALVEREN EXTRA	12269,1 286,436	12499,6 289,320	13136,3 279,390	13021,8 273,130	13391,8 278,726								
KALVEREN 1	11370,8 246,940	11740,8 252,969	12154,2 258,536	12010,9 251,929	12169,7 253,290								
KALVEREN 2	10076,3 218,839	10694,6 230,429	11025,7 234,544	11009,4 230,931	10998,4 228,911								
KALVEREN 3	9397,4 204,076	10107,2 217,771	10236,1 217,736	10066,8 211,186	9973,9 207,588								
VAARZEN				7069,3 147,195	7294,0 151,811								
VAARZEN 55%	7045,3 152,970	7241,6 156,030	6616,0 140,685	6436,1 134,984	6848,7 142,543								
VAARZEN 60%	8523,2 185,061	8514,9 183,465	7943,5 168,912	7632,4 160,083	7777,3 161,870								
KOEIEN				4311,0 89,763	4915,8 102,314								
KOEIEN 50%	5403,7 117,312	5774,0 124,409	4744,2 100,926	4091,3 85,815	4769,6 99,272								
KOEIEN 55%	6334,4 137,528	6655,6 143,405	5448,0 115,900	4805,2 100,788	5392,8 112,242								
JONGGRUNDEREN				7416,9 154,433	7630,4 158,814								
STIEREN 55%	7825,1 169,916	7827,4 168,652	7371,8 156,841	7165,5 150,307	7324,3 152,443								
STIEREN 60%	8757,9 190,177	8781,4 189,208	8278,3 176,109	7843,2 164,522	7953,8 165,544								
STIEREN				7642,0 159,121	7852,2 163,430								
STIEREN 55%	7941,7 172,485	8017,2 172,742	7973,1 169,587	7393,9 155,098	7574,1 157,642								
STIEREN 60%	8790,9 190,912	8806,7 189,751	8637,8 183,723	8087,7 169,643	8197,0 170,606								
FABRICATIEVEE	4656,7 101,134	4942,7 106,498	4189,5 89,117	3665,1 76,877	4034,4 83,989								
<b>DANMARK</b>													
<b>DANMARK</b>													
KALVE PRIMA	1451,54 173,354	1438,67 170,966	1405,51 164,886	1316,56 151,987	1355,37 154,812								
KALVE 1	1381,33 164,971	1363,13 161,989	1323,48 155,263	1229,31 141,901	1265,37 144,532								
KALVE 2	1312,21 156,720	1286,74 152,911	1238,48 145,293	1140,68 131,675	1185,89 135,454								
KVIER PRIMA	1251,21 149,415	1255,90 149,247	1215,40 142,568	1160,61 133,941	1226,74 140,119								
KVIER				1111,15 126,987	1187,39 135,625								
KVIER 1	1228,71 146,728	1232,42 146,456	1189,92 139,579	1135,61 131,056	1201,74 137,264								



MI /100 KG ECU/100 KG	1984	1985	1986	1987	1988	1989	1990	1991	1992	1993	1994		
<b>DANMARK</b>													
<b>DANMARK</b>													
KVIER 2	1203,71 143,743	1207,42 143,485	1165,40 136,703	1110,61 128,171	1176,74 134,408								
KØER M/KALVETENDER PRIMA	1152,17 137,583	1163,30 138,243	1095,22 128,468	1043,95 120,464	1149,17 131,250								
KØER M/KALVETENDER 1	1124,66 134,296	1135,80 134,975	1067,72 125,242	1016,45 117,290	1121,67 128,119								
KØER				982,55 112,292	1077,97 123,126								
KØER 1	1142,42 136,418	1160,73 137,937	1091,31 128,011	1035,74 119,515	1144,21 130,693								
KØER 2	1099,44 131,283	1110,09 131,920	1041,16 122,124	990,02 114,239	1101,68 125,835								
KØER 3	980,59 117,087	982,58 116,766	916,42 107,487	864,65 99,771	972,94 111,130								
KØER 4	863,09 103,054	863,87 102,659	796,99 93,477	736,77 85,013	843,61 96,358								
UNGTYRE EXTRA	1451,64 173,364	1436,84 170,748	1401,97 164,470	1316,56 151,967	1355,37 154,812								
UNGTYRE SUPER	1509,45 180,269	1498,67 178,096	1465,04 171,870	1381,31 159,436	1422,87 162,522								
UNGTYRE				1265,30 144,603	1330,63 151,987								
UNGTYRE 1	1381,15 164,950	1358,32 161,417	1318,20 154,643	1229,31 141,901	1265,37 144,532								
UNGTYRE 2	1299,52 155,243	1269,13 150,818	1224,99 143,710	1130,68 130,520	1165,37 133,110								
TYRE PRIMA	1375,29 166,735	1386,02 164,709	1359,73 159,506	1281,16 147,873	1289,98 147,343								
TYRE				1255,98 143,538	1282,61 146,501								
TYRE 1	1352,79 161,249	1361,02 161,738	1334,73 156,573	1248,91 144,154	1255,36 143,388								
TYRE 2	1327,79 158,562	1338,28 159,036	1312,23 153,934	1222,79 141,141	1227,86 140,247								
STUDE PRIMA	1366,94 163,233	1379,25 163,905	1280,44 150,195	1240,99 143,229	1258,02 143,692								
STUDE				1223,12 139,783	1250,67 142,853								
STUDE 1	1341,94 160,248	1354,25 160,934	1255,44 147,263	1215,99 140,344	1233,02 140,837								
STUDE 2	1316,94 157,282	1329,25 157,963	1230,25 144,308	1190,99 137,459	1208,02 137,981								
<b>DEUTSCHLAND BR</b>													
<b>DEUTSCHLAND BR</b>													
KÄLBER A	577,09 229,632	574,29 240,780	577,47 242,111	568,49 238,345	596,85 252,131								
KÄLBER B	532,12 211,731	530,90 222,586	535,18 224,379	532,47 223,245	557,07 235,319								

MN /100 KG ECU/100 KG	1984	1985	1986	1987	1988	1989	1990	1991	1992	1993	1994		
<b>DEUTSCHLAND BR</b>													
DEUTSCHLAND BR													
KÄLBER C	441,90 175,838	429,84 180,215	430,23 180,380	434,13 182,014	438,63 185,299								
KÄLBER D	298,82 118,934	344,65 144,498	266,02 111,534	296,66 124,379	292,58 123,559								
FÄRSEN A	387,40 154,150	371,42 155,722	338,94 142,105	324,74 136,152	331,15 139,896								
FÄRSEN B	358,02 142,457	346,54 145,293	315,86 132,430	304,31 127,586	314,64 132,923								
FÄRSEN C	317,88 126,477	310,19 130,053	288,35 120,896	274,52 115,098	289,64 122,364								
FÄRSEN				318,39 133,489	326,40 137,893								
KÜHE A	333,11 132,550	329,96 138,341	296,95 124,500	284,29 119,194	296,78 125,383								
KÜHE B	305,19 121,436	300,32 125,915	270,64 113,471	258,32 108,307	269,02 113,651								
KÜHE C	265,32 105,571	260,66 109,284	236,30 99,073	225,08 94,370	237,57 100,366								
KÜHE D	225,59 89,762	221,66 92,933	198,16 83,081	185,83 77,911	198,04 83,666								
KÜHE				258,11 108,216	267,79 113,137								
JUNGBULLEN				367,19 153,949	364,78 154,093								
STIERE A	442,01 175,879	413,07 173,183	376,89 158,018	378,11 158,529	373,14 157,623								
STIERE B	406,70 161,831	379,68 159,188	344,97 144,634	345,45 144,836	342,97 144,879								
STIERE C	369,16 146,881	346,21 145,152	314,43 131,831	309,53 129,774	316,47 133,690								
OCHSEN A	414,47 164,897	375,84 157,576	390,30 163,640	345,25 144,752	352,08 148,731								
OCHSEN B	380,01 153,712	368,45 154,476	331,49 138,981	329,50 138,147	326,41 137,887								
OCHSEN				326,82 137,024	345,68 146,029								
<b>ΕΛΛΑΣ</b>													
ELLAS													
ΜΟΙΧΟΙ A	18197,8 208,501	20734,5 212,227	21540,0 193,303	22218,3 184,201	24657,1 188,550								
ΜΟΙΧΟΙ B	17547,8 200,903	19945,4 204,236	20723,6 186,041	25096,6 207,535	29467,0 225,416								
ΔΑΜΑΛΙΑΔΕΙ B	15283,5 174,856	16913,5 173,177	17672,3 158,480	19006,5 157,734	21922,8 167,401								
ΔΑΜΑΛΙΑΔΕΙ C	12047,9 138,018	13715,9 139,923	15217,5 136,478	16967,0 140,460	18555,9 141,874								
ΔΑΜΑΛΙΑΔΕΙ D	10060,2 115,364	10170,7 104,259	10170,7 91,274	11246,8 93,038	12364,3 94,514								

MN /100 KG ECU/100 KG	1984	1985	1986	1987	1988	1989	1990	1991	1992	1993	1994		
<b>ΕΛΛΑΣ</b>													
<b>ΕΛΛΑΣ</b> ΔΑΜΑΤΙΔΕΣ					15083,3 121,046								
NEAPA BOOEIAH AA	19653,3 225,008	22309,3 228,244	24517,4 219,819	27173,5 225,050	31862,4 243,578								
NEAPA BOOEIAH A	19571,6 223,621	22505,6 230,283	24816,1 222,266	27574,7 228,719	30763,3 235,099								
NEAPA BOOEIAH B	18526,0 211,812	21411,7 219,130	23509,7 210,600	26048,8 216,053	29220,1 223,280								
NEAPA BOOEIAH C	16639,7 190,400	19112,8 195,770	20564,9 184,351	22187,1 183,773	25786,8 196,619								
NEAPA BOOEIAH D	13854,4 158,980	14524,1 148,577	17007,4 159,097	21995,1 182,502	22436,6 171,836								
NEAPA BOOEIAH					23089,1 185,298								
BOΔIA B	12696,8 145,224	14758,3 151,003	16550,5 148,161	18065,4 149,839	19239,6 147,085								
BOΔIA C	11405,1 130,540	12893,4 131,919	14935,0 133,737	16203,4 134,412	16703,0 127,859								
BOΔIA D	10667,4 122,064	12277,4 125,720	13606,4 121,975	14626,3 121,364	14839,0 113,582								
BOΔIA					15296,4 122,759								
					15579,4 119,215								
<b>ESPANA</b>													
<b>ESPANA</b> NOVILLAS MENOR					20078 136,957								
VACAS					20365 134,532								
BOVINOS JOVENES					21586 138,564								
BOVINOS JOVENES 1					13938 95,083								
BOVINOS JOVENES 2					14059 92,880								
					15828 101,603								
					29307 188,401								
					29747 190,951								
					25754 175,635								
					28704 189,517								
					30463 195,549								
					23175 158,059								
					25720 169,786								
					27461 176,278								
<b>FRANCE</b>													
<b>FRANCE</b> VEAUX BLANC E													
VEAUX BLANC U	2450,47 361,547	2556,72 367,802	2582,97 362,185	2681,30 352,226	2857,79 371,359								
VEAUX BLANC R	2006,26 296,005	2107,99 303,187	2124,61 297,940	2194,55 288,227	2445,58 317,794								
VEAUX ROSE CLAIR U	1770,89 261,273	1876,05 269,818	1905,41 267,188	1967,47 258,394	2218,71 288,312								
VEAUX ROSE CLAIR R	1787,15 263,625	1907,56 274,346	1945,20 272,769	1996,36 262,191	2239,68 291,038								
VEAUX ROSE CLAIR D	1657,11 244,455	1764,00 253,693	1799,56 252,346	1854,50 243,553	2089,18 271,480								
	1537,69 226,838	1647,61 236,946	1689,22 236,872	1734,85 227,845	1959,68 254,652								

MN /100 KG BCU/100 KG	1984	1985	1986	1987	1988	1989	1990	1991	1992	1993	1994		
FRANCE													
FRANCE													
VEAUX ROSE U	1658,82 244,716	1764,10 253,704	1804,58 253,053	1856,56 243,813	2118,32 275,268								
VEAUX ROSE R	1541,94 227,485	1643,76 236,392	1683,33 236,053	1739,80 228,483	1984,53 257,881								
VEAUX ROSE O	1428,02 210,687	1517,38 218,206	1557,51 218,409	1617,17 212,374	1856,45 241,238								
VEAUX ROUGES R	1411,34 208,210	1508,33 216,922	1542,15 216,255	1598,32 209,902	1816,35 236,027								
VEAUX ROUGES O	1307,96 192,964	1397,64 201,002	1425,40 199,889	1478,84 194,209	1691,75 219,836								
GENISSES													
					1258,38 163,685								
GENISSES E	1702,04 251,015	1731,49 249,093	1721,92 241,394	1699,58 223,213	1790,09 232,615								
GENISSES U	1456,75 214,827	1506,47 216,707	1483,87 207,981	1449,18 190,309	1529,85 198,798								
GENISSES R	1230,32 181,449	1279,75 184,096	1240,99 173,966	1217,67 159,889	1318,02 171,271								
GENISSES O	958,57 141,360	1038,69 149,426	966,21 135,466	982,17 128,961	1073,29 139,470								
VACHES													
					978,83 127,264								
VACHES U	1320,76 194,723	1383,45 198,991	1351,71 189,459	1322,83 173,693	1411,11 183,368								
VACHES R	1107,46 163,340	1192,38 171,513	1128,66 158,206	1119,45 146,979	1206,50 156,780								
VACHES O	913,39 134,688	996,95 143,429	916,12 128,448	941,37 123,598	1025,95 133,318								
VACHES P	763,26 112,566	827,58 119,087	742,07 104,072	775,98 101,879	861,54 111,953								
VACHES A	581,99 85,820	656,45 94,458	565,71 79,351	591,58 77,667	680,10 88,376								
JEUNES BOVINS													
					1261,27 163,985								
JEUNES BOVINS E	1547,33 228,225	1535,68 220,990	1538,97 215,765	1555,17 204,279	1536,56 199,670								
JEUNES BOVINS U	1386,69 204,525	1392,39 200,364	1371,58 192,323	1374,64 180,587	1361,16 176,877								
JEUNES BOVINS R	1271,27 187,498	1296,14 186,507	1270,67 178,178	1267,84 166,554	1268,26 164,806								
JEUNES BOVINS O	1176,79 173,553	1204,91 173,382	1174,42 164,686	1176,08 154,489	1184,06 153,864								
TAUREAUX													
					1083,70 140,895								
TAUREAUX U	1159,84 170,983	1247,94 179,587	1116,21 156,560	1118,87 146,960	1162,97 151,123								
TAUREAUX R	1095,39 163,979	1186,41 170,727	1066,26 149,547	1066,42 140,074	1110,15 144,260								
BOEUF S													
					1268,83 164,968								
					1318,14 171,287								

MN /100 KG ECU/100 KG	1984	1985	1986	1987	1988	1989	1990	1991	1992	1993	1994		
<b>FRANCE</b>													
FRANCE BOEUF S E	1542,90 227,564	1555,41 223,792	1549,74 217,253	1516,32 199,164	1562,89 203,091								
BOEUF S U	1388,57 204,787	1419,31 204,205	1390,83 194,977	1364,14 179,173	1416,98 184,131								
BOEUF S R	1266,15 186,707	1302,68 187,432	1256,02 176,089	1239,78 162,842	1283,71 166,813								
BOEUF S O	1132,27 167,034	1170,06 168,364	1120,02 157,041	1114,66 146,407	1141,72 148,362								
<b>IRELAND</b>													
IRELAND HEIFERS				105,67 125,287	124,81 147,854								
HEIFERS 1	109,04 146,489	106,59 142,106	101,68 131,083	107,98 130,050	130,45 154,539								
HEIFERS 2	108,69 146,026	105,15 140,182	102,30 131,818	106,84 128,659	125,04 148,132								
HEIFERS 3	97,64 131,168	95,81 127,739	90,03 116,103	95,72 115,246	111,21 131,749								
COWS				77,94 92,410	89,15 105,613								
COWS 1	88,30 118,615	87,39 116,510	83,34 107,351	88,86 106,986	101,28 119,976								
COWS 2	74,11 99,544	73,37 97,824	69,86 90,024	73,84 88,916	86,01 101,897								
COWS 3	58,85 78,772	55,58 74,096	51,27 66,110	54,47 65,594	65,30 77,363								
STEERS				119,00 141,094	132,18 156,583								
STEERS 1	126,11 169,413	121,88 162,489	115,26 148,404	120,62 145,278	131,76 156,086								
STEERS 2	127,32 171,041	122,45 163,243	115,31 148,494	121,55 146,412	131,97 156,338								
STEERS 3	126,73 170,256	124,60 166,119	114,63 147,728	123,90 149,243	139,82 165,639								
STEERS 4	122,04 163,928	116,77 155,678	109,65 141,197	113,75 136,985	121,27 143,666								
STEERS 5	105,43 141,610	104,25 138,986	98,49 126,905	103,25 124,342	115,72 137,085								
<b>ITALIA</b>													
ITALIA VITELLI 1	336146 238,453	352963 241,109	370666 242,565	369613 233,578	390262 241,948								
VITELLI 2	285723 202,655	295501 201,901	309025 202,226	314215 198,554	332564 206,178								
VACCHE				159352 98,895	178364 110,579								
VACCHE 1	207429 147,018	217205 148,461	223188 146,005	211214 133,546	224689 139,299								

MN /100 KG ECU/100 KG	1984	1985	1986	1987	1988	1989	1990	1991	1992	1993	1994		
<b>ITALIA</b>													
ITALIA VACCHE 2	169211 119,929	177030 121,016	180148 117,831	168025 106,264	179874 111,516								
VACCHE 3	98809 70,057	110267 75,386	110322 72,120	102642 64,926	122083 75,687								
VITELLONI					272471 169,096	284377 176,303							
VITELLONI 1	287836 204,072	294101 201,074	301860 197,501	295663 186,933	304093 188,527								
VITELLONI 2	252003 178,657	255244 174,517	261959 171,381	257016 162,504	262016 162,440								
BUOI					131851 81,826	141586 87,779							
BUOI 1	157689 112,837	156034 106,689	157838 103,253	150710 95,298	156731 97,167								
BUOI 2	134961 95,722	133627 91,368	134972 88,294	128268 81,117	133995 83,072								
<b>LUXEMBOURG</b>													
LUXEMBOURG GENISSES					7070,3 147,216	7185,2 149,548							
GENISSES R			7827,2 165,372	7714,5 161,814	7757,5 161,459								
GENISSES O			6618,1 139,827	6188,7 129,822	6294,1 131,001								
VACHES					5446,9 113,415	5790,4 120,516							
VACHES R			6048,1 127,785	5960,0 125,000	6347,6 132,113								
VACHES O			5364,8 113,347	5281,9 110,779	5677,6 118,170								
JEUNES BOVINS					7499,7 156,157	7527,2 156,666							
JEUNES BOVINS U			8794,4 185,808	8647,9 181,405	8488,0 176,662								
JEUNES BOVINS R			7955,7 168,088	7830,0 164,243	7731,4 160,915								
JEUNES BOVINS O			6864,9 145,041	6675,4 140,044	6681,0 139,055								
BOEUFs					7523,2 156,646	7564,1 157,434							
BOEUFs R			7942,2 167,803	7882,2 165,328	7934,6 165,146								
BOEUFs O			6801,6 143,704	6630,5 139,085	6574,2 136,630								
<b>NEDERLAND</b>													
NEDERLAND KALVEREN 1	598,80 220,996	620,27 230,001	594,96 221,385	600,00 223,799	614,78 231,661								

MN /100 KG ECU/100 KG	1984	1985	1986	1987	1988	1989	1990	1991	1992	1993	1994		
<b>NEDERLAND</b>													
<b>NEDERLAND</b>													
KALVEREN 2	560,94 207,023	581,20 216,264	551,45 205,193	553,45 206,438	565,43 213,067								
KALVEREN 3	520,09 191,945	533,41 198,481	494,59 184,036	490,48 182,958	476,09 179,403								
VAARZEN				373,16 139,542	386,59 145,689								
VAARZEN 1	437,47 161,455	439,02 163,359	393,20 146,310	395,76 147,633	413,27 155,739								
VAARZEN 2	364,69 134,483	362,44 134,864	324,12 120,603	323,12 120,538	344,53 129,839								
KOEIEN				316,14 118,219	325,49 122,662								
KOEIEN 1	409,86 151,265	415,73 154,693	376,38 140,051	375,99 140,258	393,56 148,310								
KOEIEN 2	331,98 122,522	345,05 128,392	309,71 115,241	309,20 115,347	327,28 123,333								
KOEIEN 3	275,26 101,587	291,31 108,395	251,82 93,702	255,64 95,368	272,54 102,708								
JONGGRUNDEREN				387,79 145,011	392,77 148,009								
STIEREN 1	489,64 180,707	485,05 180,484	451,50 168,004	427,91 159,606	417,78 157,429								
STIEREN 2	415,70 153,421	415,41 154,575	379,82 141,332	356,78 133,080	356,57 134,364								
FABRICATIEVEE	249,96 92,252	262,94 97,840	231,71 86,219	230,22 85,881	242,51 91,388								
<b>UNITED KINGDOM</b>													
<b>UNITED KINGDOM</b>													
HEIFERS				103,19 145,474	115,36 162,361								
COWS					79,98 112,562								
STEERS				108,28 152,654	118,37 166,592								
GREAT BRITAIN													
HEIFERS L	95,83 154,905	100,47 162,404	100,93 160,266	102,21 148,546	116,57 164,062								
HEIFERS M/H	95,74 154,767	100,36 162,228	100,48 159,554	102,01 148,243	115,49 162,543								
HEIFERS				103,78 146,309	116,06 163,342								
COWS				71,29 100,498	80,00 112,591								
COWS 1	74,66 120,684	78,39 126,725	73,83 117,258	75,47 109,599	87,04 122,504								
COWS 2	67,12 108,507	70,71 114,311	66,06 104,925	67,32 97,766	78,79 110,887								
COWS 3	56,77 91,767	60,77 98,242	55,63 88,362	57,29 83,205	68,51 96,423								

MN /100 KC ECU/100 KG	1984	1985	1986	1987	1988	1989	1990	1991	1992	1993	1994		
<b>UNITED KINGDOM</b>													
<b>GREAT BRITAIN</b>													
<b>STEERS H</b>	101,72 164,434	104,66 169,177	104,96 166,650	106,76 155,127	118,20 166,359								
<b>STEERS L</b>	101,98 164,851	105,55 170,613	105,30 167,209	106,67 155,036	119,10 167,622								
<b>STEERS M</b>	102,41 165,549	105,95 171,270	105,75 167,915	107,59 156,363	119,76 168,559								
<b>STEERS</b>				108,82 153,417	119,20 167,768								
<b>NORTHERN IRELAND</b>													
<b>HEIFERS T</b>	89,83 145,212	91,97 148,674	92,78 147,332	95,48 138,740	109,03 153,452								
<b>HEIFERS U/L</b>	92,65 149,762	95,49 154,351	95,96 152,374	98,58 143,211	111,88 157,468								
<b>HEIFERS</b>				98,63 139,054	109,99 154,810								
<b>COWS E</b>	90,75 146,672	90,86 146,882	91,35 145,046	95,08 138,182	104,79 147,488								
<b>COWS</b>	65,29 105,542	66,76 107,913	61,95 96,387	67,06 97,382	79,02 111,219								
<b>STEERS L (H)</b>	101,67 164,347	102,28 165,341	101,34 160,893	105,92 153,958	115,27 162,240								
<b>STEERS L (M)</b>	99,77 161,881	100,36 162,254	99,25 157,570	103,87 150,970	112,65 158,547								
<b>STEERS T</b>	98,30 158,904	98,55 159,300	97,67 155,067	102,06 148,345	111,05 156,302								
<b>STEERS U</b>	103,13 166,715	103,81 167,807	102,69 163,041	107,13 155,713	118,12 166,247								
<b>STEERS</b>				104,12 146,780	111,94 157,541								



ECU/100 KG	1984	1985	1986	1987	1988	1989	1990	1991	1992	1993	1994
AFGIFTER - FRODNE OKSEKØD FROZEN BEEF AND VEAL LEVIES PRELEVEMENTS VIANDE BOVINE CONGEELE HEFFINGEN-GEKDELD RUNDVLEES ΕΙΣΟΔΕΣ ΓΙΑ ΤΟ ΚΑΤΕΥΥΓΜΕΝΟ ΒΟΕΙΟ ΚΡΕΑΣ	ABSCHÖPFUNGEN-GEKÜHLTES RINDFLEISCH EXACCION-CARNE DE VACUNO CONGELADA PRELIEVI-CARNI BOVINE REFRIGERATE DIR.NIVELADORES-CARNES BOVINA, REFRIGERADAS										
C. E.											
0202 10 00 PAYS TIERS SAUF ACP ET PTOM	194,846	209,114	213,746	197,174	239,240						
0202 20 10 PAYS TIERS SAUF ACP ET PTOM					239,240						
0202 20 30 PAYS TIERS SAUF ACP ET PTOM	155,878	167,290	170,997	157,739	191,391						
0202 20 50 PAYS TIERS SAUF ACP ET PTOM	243,558	261,392	267,183	246,468	299,050						
0202 20 90 PAYS TIERS SAUF ACP ET PTOM	292,270	313,670	320,619	295,761	368,859						
0202 30 10 PAYS TIERS SAUF ACP ET PTOM	243,558	261,392	267,183	246,468	299,050						
0202 30 50 PAYS TIERS SAUF ACP ET PTOM	243,558	261,392	267,183	246,468	299,050						
0202 30 90 PAYS TIERS SAUF ACP ET PTOM	335,135	359,675	367,643	339,139	411,491						
0206 29 91 PAYS TIERS SAUF ACP ET PTOM					411,491						

ECU/100 KG	1984	1985	1986	1987	1988	1989	1990	1991	1992	1993	1994	
AFGIFTER - LEVENDE KVÆG LIVE BOVINE ANIMALS LEVIES PRELEVEMENTS BOVINS VIVANTS HEFFINGEN-LEVENDE RUNDEREN ΕΙΣΦΟΡΕΣ ΓΙΑ ΤΑ ΖΩΤΗΜΑ ΒΟΒΕΙΑΣ												
ABSCHÖPFUNGEN-LEBENDE RINDER EXACCION-BOVINOS PRELIEVI-BOVINI VIVI DIR.NIVELADORES-BOVINA VIVOS												
C.E.												
0102 90 10 AUTRICHE/SUEDE/SUISSE AUTRES PAYS TIERS SANS ACP P					27,451 130,775							
0102 90 31 JUGOSLAVIJA AUTRICHE/SUEDE/SUISSE AUTRES PAYS TIERS SANS ACP P					37,317 27,451 130,775							
0102 90 33 AUTRICHE/SUEDE/SUISSE AUTRES PAYS TIERS SANS ACP P					27,451 130,775							
0102 90 35 JUGOSLAVIJA AUTRICHE/SUEDE/SUISSE AUTRES PAYS TIERS SANS ACP P					37,317 27,451 130,775							
0102 90 37 JUGOSLAVIJA AUTRICHE/SUEDE/SUISSE AUTRES PAYS TIERS SANS ACP P					37,317 27,451 130,775							
0201 10 10 AUTRICHE/SUEDE/SUISSE AUTRES PAYS TIERS SANS ACP P					52,157 248,472							
0201 10 90 JUGOSLAVIJA AUTRICHE/SUEDE/SUISSE AUTRES PAYS TIERS SANS ACP P					70,902 52,157 248,472							
0201 20 31 AUTRICHE/SUEDE/SUISSE AUTRES PAYS TIERS SANS ACP P	28,060 180,810	37,942 191,701	52,562 181,877	56,458 176,387	41,725 198,777							
0201 20 39 JUGOSLAVIJA AUTRICHE/SUEDE/SUISSE AUTRES PAYS TIERS SANS ACP P					56,721 41,725 198,777							
0201 20 51 JUGOSLAVIJA AUTRICHE/SUEDE/SUISSE AUTRES PAYS TIERS SANS ACP P	118,954 42,090 271,215	126,119 56,912 287,552	119,656 78,843 272,815	116,044 84,687 264,581	85,082 62,588 298,167							
0201 20 59 JUGOSLAVIJA AUTRICHE/SUEDE/SUISSE AUTRES PAYS TIERS SANS ACP P					85,082 62,588 298,167							
0201 20 90 AUTRICHE/SUEDE/SUISSE AUTRES PAYS TIERS SANS ACP P	52,612 339,020	71,141 359,440	98,553 341,019	105,859 330,725	78,235 372,709							
0201 30 00 AUTRICHE/SUEDE/SUISSE AUTRES PAYS TIERS SANS ACP P	60,181 387,791	81,375 411,149	112,732 390,078	121,068 378,304	89,491 426,326							
0206 10 95 AUTRICHE/SUEDE/SUISSE AUTRES PAYS TIERS SANS ACP P					89,491 426,326							
0210 20 10 AUTRICHE/SUEDE/SUISSE AUTRES PAYS TIERS SANS ACP P	52,612 339,020	71,141 359,440	98,553 341,019	105,859 330,725	78,235 372,709							
0210 20 90 AUTRICHE/SUEDE/SUISSE	60,181	81,375	112,732	121,068	89,491							

ECU/100 KG	1984	1985	1986	1987	1988	1989	1990	1991	1992	1993	1994
AFGIFTER - LEVENDE KVÆG LIVE BOVINE ANIMALS LEVIES PRELEVEMENTS BOVINS VIVANTS HEFFINGEN-LEVENDE RUNDEREN ΕΙΣΦΟΡΕΣ ΓΙΑ ΤΑ ΖΩΤΗΜΑ ΒΟΟΕΙΔΗ	ABSCHÖPFUNGEN-LEBENDE RINDER EXACCION-BOVINOS PRELIEVI-BOVINI VIVI DIR.NIVELADRES-BOVINA VIVOS										
C.E.											
0210 20 90 AUTRES PAYS TIERS SANS ACP P	387,791	411,149	390,078	378,304	426,326						
0210 90 41 AUTRICHE/SUEDE/SUISSE AUTRES PAYS TIERS SANS ACP P					89,491 426,326						
0210 90 90 AUTRICHE/SUEDE/SUISSE AUTRES PAYS TIERS SANS ACP P					89,491 426,326						
1602 50 10 AUTRICHE/SUEDE/SUISSE AUTRES PAYS TIERS SANS ACP P	60,181 387,791	81,375 411,149	112,732 390,078	121,088 378,304	89,491 426,326						
1602 90 61 AUTRICHE/SUEDE/SUISSE AUTRES PAYS TIERS SANS ACP P					89,491 426,326						



**MEJERIPRODUKTER**  
**MILCHERZEUGNISSE**  
**MILK PRODUCTS**  
**PRODUITS LAITIERS**  
**PRODOTTI LATTIERO**  
**ZUIVELPRODUKTEN**

ECU/100 KG	83/84	84/85	85/86	86/87	87/88							
AFGIFTER - MEJERIPRODUKTER MILK PRODUCTS LEVIES PRELEVEMENTS PRODUITS LAITIERS HEFFINGEN-ZUIVELPRODUKTEN ΕΙΣΦΟΡΕΣ ΓΙΑ ΤΑ ΓΑΛΑΚΤΟΚΟΜΙΚΑ ΠΡΟΪΟΝΤΑ	ABSCHÖPFUNGEN-MILCHERZEUGNISSE EXACCION-PRODUCTOS LACTEOS PRELIEVI-PRODOTTI LATTIERO-CASEARI DIR.NIVELADORES-LACTICINIOS											
C.E.												
0402 10 19	86,52	107,27	136,66	153,48	133,87							
0402 21 19	139,22	147,76	172,89	202,36	199,32							
0402 91 11	24,84	26,59	29,54	30,14	30,88							
0402 99 11	47,78	50,55	52,91	52,91	53,76							
0404 10 11	15,85	17,01	22,11	30,15	29,69							
0405 00 10	203,69	199,59	241,93	284,47	283,39							
0406 20 10	157,74	212,43	266,01	359,27	392,74							
0406 40 00	143,23	157,69	162,75	157,44	157,44							
0406 90 11	190,27	183,78	206,81	243,85	254,13							
0406 90 13	194,25	199,54	190,57	230,65	258,02							
0406 90 77	161,28	175,62	181,13	196,66	234,84							
1702 10 90	41,05	40,31	41,80	41,95	42,54							

ECU/100 KG	1984	1985	1986	1987	1988	1989	1990	1991	1992	1993	1994	
AFGIFTER - MEJERIPRODUKTER MILK PRODUCTS LEVIES PRELEVEMENTS PRODUITS LAITIERS HEFFINGEN-ZUIVELPRODUKTEN ΕΙΣΦΟΡΕΣ ΓΙΑ ΤΑ ΓΑΛΑΚΤΟΚΟΜΙΚΑ ΠΡΟΙΟΝΤΑ	ABSCHÖPFUNGEN-MILCHERZEUGNISSE EXACCION-PRODUCTOS LACTEOS PRELIEVI-PRODOTTI LATTIERO-CASEARI DIR.NIVELADORES-LACTICINIOS											
C.E.												
0402 10 19	102,97	119,04	151,25	149,89	117,35							
0402 21 19	145,05	159,02	192,08	208,74	171,99							
0402 91 11	26,15	26,15	30,14	30,51	32,01							
0402 99 11	49,85	51,97	52,91	53,34	53,09							
0404 10 11	17,80	17,80	27,50	32,46	18,38							
0405 00 10	194,17	226,42	269,49	291,71	288,61							
0406 20 10	209,20	220,77	329,58	382,35	390,38							
0406 40 00	154,06	160,97	159,11	157,44	157,44							
0406 90 11	189,45	188,00	231,71	253,09	249,25							
0406 90 13	202,26	189,05	213,57	252,03	248,63							
0406 90 77	172,02	178,94	181,01	226,85	224,68							
1702 10 90	40,50	41,20	41,90	42,25	39,68							





FÅREKØD  
SCHAFSFLAISCH  
SHEEP  
VIANDE OVINE  
CARNE OVINE  
SCHAPEVLEES

MN /100 KG PAB ECU/100 KG PAB	83/84	84/85	85/86	86/87	87/88	88/89							
LAM AGNEAUX	LAMMER AGNELLI	LAMBS LAMMERN	CORDEROS CORDEIRO	APNIA									
BELGIQUE/BELGIE	19141,9 426,762	19963,0 430,127	21631,2 466,071	23744,2 505,484	18061,3 381,597	18961,8 400,621							
DANMARK	2441,60 296,527	2782,60 330,673	2518,63 299,303	2750,04 323,046	2335,51 272,153	2460,80 286,749							
DEUTSCHLAND BR	880,94 350,336	844,83 342,317	804,76 337,404	809,97 339,585	726,27 304,495	780,92 330,745							
ELLAS	39280,3 508,495	45816,6 506,104	49035,0 479,114	47641,1 430,052	60803,4 430,858	70612,6 469,889							
ESPAÑA				57038 388,936	52061 342,946	50421 332,145							
FRANCE	2780,77 428,330	2724,77 396,696	2571,69 367,337	2539,41 351,086	2371,22 314,260	2408,70 319,227							
IRELAND	246,42 339,987	315,897	217,49 289,949	229,92 296,853	242,02 295,960	246,85 301,874							
ITALIA	608287 452,115	599100 418,368	666990 450,059	690640 452,131	676167 435,115	663504 426,965							
NETERLAND	1023,15 377,573	1033,28 382,427	1012,62 376,791	977,71 363,798	827,82 308,027	896,36 335,229							
PORTUGAL				53405 350,015	51997 301,376	55581 305,391							
GREAT BRITAIN	153,24 247,704	182,17 294,455	159,79 258,284	191,59 304,726	196,77 301,535	177,02 271,276							
NORTHERN IRELAND		181,46 285,885	167,58 270,882	200,05 317,907	213,68 327,439	207,98 318,719							
C.E.	368,565	372,584	354,677	367,477	346,238	340,930							
REGION I	478,839	459,955	463,831	441,437	433,067	447,612							
REGION III	366,034	365,815	361,701	356,555	308,666	334,787							
UNITED KINGDOM	154,24 249,308	182,14 294,407	160,12 258,814	191,94 305,279	197,48 302,623	178,32 273,269							
REGION VII				383,020	336,627	328,078							

MN /100 KG PAB ECU/100 KG PAB	1984	1985	1986	1987	1988	1989	1990	1991	1992	1993	1994		
LAM AGNEAUX	LAMMER AGNELLI	LAMBS LAMMEREN	CORDEROS CORDEIRO	APNIA									
BELGIQUE/BELGIE	19449,2 422,238	20785,1 447,840	23804,9 506,892	18064,4 381,662	18954,0 400,456								
DANMARK	2582,95 308,563	2743,39 326,013	2752,69 323,421	2333,68 271,940	2458,34 286,466								
DEUTSCHLAND BR	855,66 340,321	820,80 344,088	811,21 340,109	726,14 304,439	780,48 330,532								
ELLAS	44279,1 508,224	47539,7 488,059	47979,7 434,569	60501,4 429,206	70603,5 469,829								
ESPANA			56864 387,807	52258 344,396	50381 331,882								
FRANCE	2739,13 404,895	2651,31 381,788	2543,52 351,866	2371,21 314,371	2408,97 319,263								
IRELAND	240,61 323,925	227,96 303,900	229,97 297,228	241,87 295,784	246,88 301,903								
ITALIA	604170 429,440	641500 438,607	690430 452,273	676328 435,218	663930 427,240								
NEDERLAND	1038,43 383,215	1027,78 382,425	980,08 364,683	827,60 307,944	895,88 335,036								
PORTUGAL			53303 349,405	52084 302,524	55568 305,318								
GREAT BRITAIN	175,78 284,137	175,44 283,577	191,19 304,208	197,11 302,155	177,17 271,504								
NORTHERN IRELAND	179,33 289,864	177,60 287,065	199,70 317,456	213,72 327,610	208,14 318,966								
C.E.	372,741	366,833	367,891	346,578	340,968								
REGION I	466,783	462,047	443,727	432,326	447,725								
REGION III	364,541	367,234	357,556	308,602	334,582								
UNITED KINGDOM	175,93 284,377	175,53 283,723	191,55 304,765	197,81 303,224	178,47 273,497								
REGION VII			382,276	338,031	327,844								

BCU/100 KG	1984	1985	1986	1987	1988	1989	1990	1991	1992	1993	1994
------------	------	------	------	------	------	------	------	------	------	------	------

AFGIFTER - KØLET FÆREKØD  
 FROZEN SHEEPMEAT LEVIES  
 PRELEVEMENTS VIANDE OVINE CONGEELE  
 HEFFINGEN-GEKØLD SCHAFENFLEISCH  
 ΕΙΣΦΟΡΕΣ ΓΙΑ ΤΟ ΚΑΤΑΨΥΓΜΕΝΟ ΠΡΟΒΕΙΟ ΚΡΕΑΣ

ABSCHÖPFUNGEN-GEKÜHLTES SCHAFENFLEISCH  
 EXACCION-CARNE OVINA CONGELADA  
 PRELIEVI-CARNI OVINE REFRIGERATE  
 DIR.NIVELADORES-CARNES OVINA REFRIGERADAS

C. E.	1984	1985	1986	1987	1988	1989	1990	1991	1992	1993	1994
0204 30 00	119,247	113,479	142,627	173,219	187,304						
0204 41 00					187,304						
0204 42 10	83,473	79,435	99,839	127,936	131,113						
0204 42 30	131,171	124,827	156,889	201,043	206,034						
0204 42 50	155,021	147,523	185,415	228,204	243,495						
0204 42 90	155,021	147,523	185,415	237,596	243,495						
0204 43 00	217,029	206,531	259,581	332,634	340,893						
0204 50 51					187,304						
0204 50 53					131,113						
0204 50 55					206,034						
0204 50 59					243,483						
0204 50 71					243,483						
0204 50 79					340,893						

AFGIFTER - FÆR LEVENDE  
 LIVE SHEEP LEVIES  
 PRELEVEMENTS OVINS VIVANTS  
 HEFFINGEN-LEVENDE SCHAFEN  
 ΕΙΣΦΟΡΕΣ ΓΙΑ ΤΑ ΖΩΝΤΑΝΑ ΠΡΟΒΑΤΟΕΙΔΗ

ABSCHÖPFUNGEN-LEBENDE SCHAFEN  
 EXACCION-OVINDS VIVOS  
 PRELIEVI-OVINI VIVI  
 DIR.NIVELADORES-OVINA VIVOS

C. E.	1984	1985	1986	1987	1988	1989	1990	1991	1992	1993	1994
0104 10 90	75,423	71,099	89,599	115,100	118,129						
0104 20 90					681,857						
0204 10 00	160,474	151,275	190,636	244,689	251,341						
0204 21 00					249,407						
0204 22 10	112,332	105,892	133,445	171,282	175,943						
0204 22 30	176,521	166,402	209,700	269,157	276,475						
0204 22 50	208,616	196,657	247,827	318,095	326,743						
0204 22 90	208,616	196,657	247,827	318,107	326,743						
0204 23 00	292,062	275,320	346,958	422,332	457,441						
0204 50 11					251,341						
0204 50 13					175,943						
0204 50 15					276,475						
0204 50 19					326,743						
0204 50 31					326,743						
0204 50 39					457,441						
0210 90 11	209,204	196,657	247,827	318,096	326,743						
0210 90 19	292,065	275,320	346,958	445,333	457,441						





**Venta y suscripciones · Salg og abonnement · Verkauf und Abonnement · Πωλήσεις και συνδρομές**  
**Sales and subscriptions · Vente et abonnements · Vendita e abbonamenti**  
**Verkoop en abonnementen · Venda e assinaturas**

**BELGIQUE / BELGIË**

**Moniteur belge / Belgisch Staatsblad**

42, Rue de Louvain / Leuvenseweg 42  
1000 Bruxelles / 1000 Brussel  
Tél. 5 12 00 26  
CCP / Postrekening 000-2005502-27

Sous-dépôts / Agentschappen:

**Librairie européenne /  
Europese Boekhandel**

Rue de la Loi 244 / Wetstraat 244  
1040 Bruxelles / 1040 Brussel

**Jean De Lannoy**

Avenue du Roi 202 / Koningslaan 202  
1060 Bruxelles / 1060 Brussel  
Tél. (02) 538 5169  
Télex 63220 UNBOOK B

**CREDOC**

Rue de la Montagne 34 / Bergstraat 34  
Bte 11 / Bus 11  
1000 Bruxelles / 1000 Brussel

**DANMARK**

**J. H. Schultz Information A/S**

**EF-Publikationer**

Ottliavej 18  
2500 Valby  
Tlf: 01 44 23 00  
Telefax: 01 44 15 12  
Girokonto 6 00 08 86

**BR DEUTSCHLAND**

**Bundesanzeiger Verlag**

Breite Straße  
Postfach 10 80 06  
5000 Köln 1  
Tel. (02 21) 20 29-0  
Fernschreiber:  
ANZEIGER BONN 8 882 595  
Telefax: 20 29 278

**GREECE**

**G.C. Eleftheroudakis SA**

International Bookstore  
4 Nikis Street  
105 63 Athens  
Tel.: 322 22 55  
Telex: 219410 ELEF  
Telefax: 3254 889

Sub-agent for Northern Greece:

**Molho's Bookstore**

The Business Bookshop  
10 Tsimiski Street  
Thessaloniki  
Tel. 275 271  
Telex 412885 LIMO

**ESPAÑA**

**Boletín Oficial del Estado**

Trafalgar 27  
E-28010 Madrid  
Tel. (91) 446 60 00

**Mundi-Prensa Libros, S.A.**

Castelló 37  
E-28001 Madrid  
Tel. (91) 431 33 99 (Libros)  
431 32 22 (Suscripciones)  
435 36 37 (Dirección)  
Telex 49370-MPLI-E  
Telefax: (91) 275 39 98

**FRANCE**

**Journal officiel**

**Service des publications  
des Communautés européennes**

26, rue Desaix  
75727 Paris Cedex 15  
Tél. (1) 40 58 75 00  
Télécopieur: (1) 4058 7574

**IRELAND**

**Government Publications Sales Office**

Sun Alliance House  
Molesworth Street  
Dublin 2  
Tel. 71 03 09

or by post

**Government Stationery Office**

**EEC Section**

6th floor  
Bishop Street  
Dublin 8  
Tel. 78 16 66

**ITALIA**

**Licosa Spa**

Via Benedetto Fortini, 120/10  
Casella postale 552  
50 125 Firenze  
Tel. 64 54 15  
Telefax: 64 12 57  
Telex 570466 LICOSA I  
CCP 343 509

Subagenti:

**Libreria scientifica Lucio de Biasio -AEIOU**

Via Meravigli, 16  
20 123 Milano  
Tel. 80 76 79

**Herder Editrice e Libreria**

Piazza Montecitorio, 117-120  
00 186 Roma  
Tel. 67 94 628/67 95 304

**Libreria giuridica**

Via 12 Ottobre, 172/R  
16 121 Genova  
Tel. 59 56 93

**GRAND-DUCHÉ DE LUXEMBOURG**

Abonnements seulement  
Subscriptions only  
Nur für Abonnements

**Messageries Paul Kraus**

11, rue Christophe Plantin  
L-2339 Luxembourg  
Tél. 48 21 31  
Télex 2515  
CCP 49242-63

**NEDERLAND**

**SDU uitgeverij**

Christoffel Plantijnstraat 2  
Postbus 20014  
2500 EA 's-Gravenhage  
Tel. (070) 78 98 80 (bestellingen)  
Telefax: (070) 476351

**PORTUGAL**

**Imprensa Nacional**

Casa da Moeda, E.P.  
Rua D. Francisco Manuel de Melo, 5  
1092 Lisboa Codex  
Tel. 69 34 14

**Distribuidora Livros Bertrand Lda.**

**Grupo Bertrand, SARL**

Rua das Terras dos Vales, 4-A  
Apart. 37  
2700 Amadora Codex  
Tel. 493 90 50 - 494 87 88  
Telex 15798 BERDIS

**UNITED KINGDOM**

**HMSO Books (PC 16)**

HMSO Publications Centre  
51 Nine Elms Lane  
London SW8 5DR  
Tel. (01) 873 9090  
Fax: GP3 873 8463

Sub-agent:

**Alan Armstrong Ltd**

2 Arkwright Road  
Reading, Berks RG2 0SQ  
Tel. (0734) 75 17 71  
Telex 849937 AAALTD G  
Fax: (0734) 755164

**ÖSTERREICH**

**Manz'sche Verlagsbuchhandlung**

Kohlmarkt 16  
1014 Wien  
Tel. (0222) 533 17 81  
Telex 11 25 00 BOX A  
Telefax: (0222) 533 17 81 81

**TURKIYE**

**Dünya süper veb ofset A.Ş.**

Narlıbahçe Sokak No. 15  
Cağaloğlu  
İstanbul  
Tel. 512 01 90  
Telex: 23822 dsvo-tr.

**UNITED STATES OF AMERICA**

**European Community Information  
Service**

2100 M Street, NW  
Suite 707  
Washington, DC 20037  
Tel. (202) 862 9500

**CANADA**

**Renouf Publishing Co., Ltd**

61 Sparks Street  
Ottawa  
Ontario K1P 5R1  
Tel. Toll Free 1 (800) 267 4164  
Ottawa Region (613) 238 8985-6  
Telex 053-4936

**JAPAN**

**Kinokuniya Company Ltd**

17-7 Shinjuku 3-Chome  
Shiniuku-ku  
Tokyo 160-91  
Tel. (03) 354 0131

**Journal Department**

PO Box 55 Chitose  
Tokyo 156  
Tel. (03) 439 0124

AUTRES PAYS  
OTHER COUNTRIES  
ANDERE LANDER

**Office des publications officielles  
des Communautés européennes**

2, rue Mercier  
L-2985 Luxembourg  
Tél. 49 92 81  
Télex PUBOF LU 1324 b  
CC bancaire BIL 8-109/6003/700



DA = Landbrugsmarkedet: Priser.

DE = Agrarmärkte: Preise.

GR = Γεωργικές αγορές: Τιμές.

EN = Agricultural markets: Prices.




FR = Marchés agricoles: Prix.

IT = Mercati agricoli: Prezzi.

NL = Landbouwmakten: Prijzen.

Prix publics au Luxembourg, TVA exclue

	Ecus	BFR	DKR	DM	DRA	ESC	FF	LIT	HFL	PTA	UKL	IRL	USD
Abonnement	65	2.800	520	134	10.500	2.400	451	9.800	151	2.000	44,80	50,40	77,50
Prix au numéro	14.40	620	115	30.00	2.350	10.800	100	22.000	34.00	9.000	10.50	11.50	17.50

\*\*\*  
\*  \*  
\*  \*  
\*  \*  
KONTORET FOR DE EUROPÆISKE FÆLLESSKABERS OFFICIELLE PUBLIKATIONER  
AMT FÜR AMTLICHE VERÖFFENTLICHUNGEN DER EUROPÄISCHEN GEMEINSCHAFTEN  
ΥΠΗΡΕΣΙΑ ΕΠΙΣΗΜΩΝ ΕΚΔΟΣΕΩΝ ΤΩΝ ΕΥΡΩΠΑΙΚΩΝ ΚΟΙΝΟΤΗΤΩΝ  
OFFICE FOR OFFICIAL PUBLICATIONS OF THE EUROPEAN COMMUNITIES  
OFFICE DES PUBLICATIONS OFFICIELLES DES COMMUNAUTÉS EUROPÉENNES  
UFFICIO DELLE PUBBLICAZIONI UFFICIALI DELLE COMUNITÀ EUROPEE  
BUREAU VOOR OFFICIËLE PUBLIKATIES DER EUROPESE GEMEENSCHAPPEN

ISSN 0250-9605