



Comisión Europea
 Europa-Kommissionen
 Europäische Kommission
 Ευρωπαϊκή Επιτροπή
 European Commission
 Commission européenne
 Commissione europea
 Europese Commissie
 Comissão Europeia
 Euroopan komissio
 Europeiska kommissionen



Mercados agrarios
 Landbrugsmarkeder
 Agrarmärkte
 Γεωργικές αγορές
 Agricultural markets
 Marchés agricoles
 Mercati agricoli
 Landbouwmakten
 Mercados agrícolas
 Maatalousmarkkinat
 Jordbruksmarknader

Precios □ Priser □ Preise □ Τιμές □ Prices □ Prix □ Prezzi □ Prijzen □ Preços □ Hinnat □ Priser

Basée sur des informations rassemblées par les services de la direction générale de l'agriculture, dans le cadre de l'application de la politique agricole commune, la publication Marchés agricoles – Prix contient des données concernant les prix fixés par le Conseil ou par la Commission et les prix constatés sur les différents marchés de la Communauté.



La table des matières (page 1) mentionne les produits traités.

Les tableaux donnent l'évolution, pour une période de plusieurs semaines et de plusieurs mois, des:

— prix de marché.



Comisión Europea
Europa-Kommissionen
Europäische Kommission
Ευρωπαϊκή Επιτροπή
European Commission
Commission européenne
Commissione europea
Europese Commissie
Comissão Europeia
Euroopan komissio
Europeiska kommissionen



Mercados agrarios
Landbrugsmarkeder
Agrarmärkte
Γεωργικές αγορές
Agricultural markets
Marchés agricoles
Mercati agricoli
Landbouwmarkten
Mercados agrícolas
Maatalousmarkkinat
Jordbruksmarknader

Precios □ Priser □ Preise □ Τιμές □ Prices □ Prix □ Prezzi □ Prijzen □ Preços □ Hinnat □ Priser

DIRECCIÓN GENERAL DE AGRICULTURA, Dirección «Asuntos Generales»
GENERALDIREKTORATET FOR LANDBRUG, Direktorat Generelle Anliggender
GENERALDIREKTION LANDWIRTSCHAFT, Direktion Allgemeine Angelegenheiten
ΓΕΝΙΚΗ ΔΙΕΥΘΥΝΣΗ ΓΕΩΡΓΙΑΣ, Διεύθυνση Γενικών Υποθέσεων
DIRECTORATE-GENERAL FOR AGRICULTURE, Directorate 'General matters'
DIRECTION GÉNÉRALE DE L' AGRICULTURE, direction «affaires générales»
DIREZIONE GENERALE DELL'AGRICOLTURA, direzione Affari generali
DIRECTORAAT-GENERAAL LANDBOUW, Directoraat algemene zaken
DIRECÇÃO GERAL DE AGRICULTURA, Direcção «Assuntos Gerais»
MAATALOUDEN PÄÄOSASTO, Yleisten asioiden osasto
GENERALDIREKTORATET FÖR JORDBRUK, Direktoratet "Allmänna angelägenheter"

Rue de la Loi 200, B-1049 Bruxelles
Bâtiment Berlaymont

Tél. (32-2)299 11 11

Télex 22037 (AGREC)

Luxembourg: Office des publications officielles des Communautés européennes, 1998

ISSN 1014-8159

- © Comunidades Europeas, 1998
Reproducción autorizada, con indicación de la fuente bibliográfica.
- © De Europæiske Fællesskaber, 1998
Eftertryk tilladt med kildeangivelse.
- © Europäische Gemeinschaften, 1998
Nachdruck mit Quellenangabe gestattet.
- © Ευρωπαϊκές Κοινοότητες, 1998
Επιτρέπεται η αναπαραγωγή με αναφορά της πηγής.
- © European Communities, 1998
Reproduction is authorized provided the source is acknowledged.
- © Communautés européennes, 1998
Reproduction autorisée, moyennant mention de la source.
- © Comunità europea, 1998
Riproduzione autorizzata con citazione della fonte.
- © Europese Gemeenschappen, 1998
Overneming met bronvermelding toegestaan.
- © Comunidades Europeias, 1998
Reprodução autorizada mediante indicação da fonte.
- © Europeiska gemenskaperna, 1998
Kopiering tillåten med angivande av källan.
- © Euroopan yhteisöt, 1998
Tekstin jäljentäminen on sallittua, kunhan lähde mainitaan.

INDEX

BOVBOLEPMIOOH	55 - 56
BOVBOLEPMIOOM	54 - 54
CERITTEPMIOOH	15 - 20
CERITTEPMIOOM	12 - 14
HUITTEPMIOOH	27 - 28
HUITTEPMIOOM	26 - 26
LAIITTEPMIOOH	65 - 78
LAIITTEPMIOOM	58 - 64
LEXIQUE DE	2 - 2
LEXIQUE DK	3 - 3
LEXIQUE EL	4 - 4
LEXIQUE EN	5 - 5
LEXIQUE ES	6 - 6
LEXIQUE FR	7 - 7
LEXIQUE IT	8 - 8
LEXIQUE NL	9 - 9
LEXIQUE PO	10 - 10
OEVQEVPMIOOH	47 - 48
OEVQEVPMIOOM	46 - 46
OEVVOLPMIOOH	51 - 52
OEVVOLPMIOOM	50 - 50
OVIAGNPMIOOH	81 - 82
OVIAGNPMIOOM	80 - 80
PORPCTPMIOOH	43 - 44
PORPCTPMIOOM	42 - 42
PORPCLPMIOOH	31 - 32
PORPCLPMIOOM	30 - 30
PORPODEPMIOOH	36 - 41
PORPODEPMIOOM	33 - 35
RIZITTEPMIOOH	23 - 24
RIZITTEPMIOOM	22 - 22

VED VALG AF NOGLE, ANVEND FØLGENDE KODER : SEKTOR + PRODUKT + INFORMATION + PERIODE

LIBOS

CER	+	TTT	+	PMIOO	+	M	=	CERTTTPMIOOM
-----	---	-----	---	-------	---	---	---	--------------

MED NOGLEN KAN DE GENNEM INDEKSET FINDE SIDENUMMER T TIDSSKRIFTET ELLER REFERENCER PAA MIKROFICHEN.

SEKTOR

FÅREKØD	DVI
FJERKRÆKØD OG ÆG	OEV
KORN	CER
MÆLK OG MEJERIPRODUKTER	LAI
OKSEKØD	BOV
OLIVENOLIE	HUI
RIS	RIZ
SVINEKØD	POR

PRODUKT

ÆG	OEV
OELSTYKKER - SVINEKØD	POD
FJERKRÆ	VOL
HELE SEKTOREN	TTT
LAM	AGN
LEVENDE KVÆG	BO1
SMÅGRISE	PCT
SVIN KL 1	PCI

INFORMATION

PRISER PÅ HJEMMEMARKEDET	PMIOO
--------------------------	-------

PERIODE

MONATLICH	M
WÖCHENTLICH	H

ΓΙΑ ΤΗΝ ΕΠΙΛΟΓΗ ΤΟΥ ΟΡΟΥ-ΚΛΕΙΔΙ, ΒΛΕΠΕ ΤΟΥΣ ΑΚΟΛΟΥΦΟΥΣ ΚΩΔΙΚΟ ΤΟΜΕΑΣ + ΠΡΟΙΟΝ + ΠΛΗΡΟΦΟΡΙΕΣ + ΠΕΡΙΟΔΟΣ

LIB03

CER

+

TTT

+

PMIOO

+

M

=

CERTTTMIOOM

ΑΥΤΟΣ Ο ΟΡΟΣ-ΚΛΕΙΔΙ ΕΠΙΤΡΕΠΕΙ ΤΗΝ ΕΦΕΥΡΕΣΗ ΣΤΟΝ ΠΙΝΑΚΑ ΠΕΡΙΕΧΟΜΕΝΩΝ ΤΟΥ ΑΡΙΘΜΟΥ ΣΕΛΙΔΑΣ ΤΗΣ ΔΗΜΟΣΙΕΥΣΗΣ.

ΤΟΜΕΑΣ

ΒΟΕΙΟΝ ΚΡΕΑΣ	BOV
ΓΑΛΑΚΤΟΣ ΚΑΙ ΓΑΛΑΚΤΟΚΟΜΙΚΩΝ ΠΡΟΙΟΝΤΩΝ	LAI
ΟΡΥΖΑ	RIZ
ΠΡΟΒΕΙΟ ΚΡΕΑΣ	OVI
ΤΟΥ ΕΛΛΙΘΑΛΛΟΥ	HUI
ΤΟΥ ΧΟΙΡΕΙΟΥ ΚΡΕΑΤΟΣ	POR
ΤΩΝ ΑΥΓΩΝ ΚΑΙ ΤΟΥ ΚΡΕΑΤΟΣ ΤΩΝ ΠΟΥΛΕΡΙΚΩΝ	OEV
ΤΩΝ ΣΙΤΗΡΩΝ	CER

ΠΡΟΙΟΝΤΑ

CUTS - ΧΟΙΡΟΥ	POD
ΑΡΝΙΑ	AGN
ΑΥΓΑ	OEV
ΠΟΥΛΕΡΙΚΑ	VOL
ΣΥΝΟΛΟ ΤΟΥ ΤΟΜΕΑ	TTT
ΧΟΙΡΙΑΙΑ	PCT
ΧΟΙΡΟΕΙΔΗ ΚΑ 1	PC1
ΖΩΝΤΑΝΟΙ ΜΟΣΧΟΙ	BOI

ΠΛΗΡΟΦΟΡΙΕΣ

ΤΙΜΕΣ ΤΗΣ ΕΣΩΤΕΡΙΚΗΣ ΑΓΟΡΑΣ	PMIOO
-----------------------------	-------

ΠΕΡΙΟΔΟΣ

ΕΒΔΟΜΑΔΑ	H
ΜΗΝΙΑΙΟΣ	M

TO COMPOSE THE KEY, TAKE FOLLOWING CODES : SECTOR + PRODUCT + INFORMATION + PERIOD

LIBOS

CER + TTT + PMIOO + M = CERTTTPMIOOM

VIA THE INDEX THIS KEY ENABLE YOU TO FIND THE PAGE NUMBER OF THE PUBLICATION OR THE REFERENCES OF THE MICROFICHE.

SECTOR

BEEF AND VEAL	BOV
CEREALS	CER
EGGS AND POULTRY	OEV
MILK AND MILK PRODUCTS	LAI
MUTTON AND LAMB	OVI
OLIVE OIL	HUI
PIGMEAT	POR
RICE	RIZ

PRODUCTS

ALL THE SECTOR	TTT
CUTS - PIGMEAT	POD
EGGS	OEV
LAMBS	AGN
LIVE ADULT BOVINE ANIMALS	BOI
PIGLETS	PCT
PIGS CL 1	PCL
POULTRY	VOL

INFORMATIONS

PRICES ON THE INTERNAL MARKET	PMIOO
-------------------------------	-------

PERIOD

MONTHLY	M
WEEKLY	H

FORMARLA CLAVE UTILIZANDO, LOS CODIGOS SIGUIENTES :

SECTOR + PRODUCTOS + DATOS + PERIODICIDAD

LIBRO3

CER + TTT + PM100 + M = CERITTPM100M

ESTA CLAVE PERMITE LOCALIZAR NUMERO DE PAGINA DE LA

PUBLICACION O LAS COORDENADAS DE LA MICROFICHA.

SECTOR

ACEITE DE OLIVA	HUI
ARROZ	RIZ
CARNE DE OVINO	OVI
CARNE DE PORCINO	POR
CARNE DE VACUNO	BOV
CEREALES	CER
HUEVOS Y CARNE DE AVES DE CORRAL	OEV
LECHE Y PRODUCTOS LACTEOS	LAI

PRODUCTOS

AVES	VOL
BOVINOS	BOI
CERDO CL. 1	PCI
CORDEROS	AGN
CORTES - CARNE DE PORCINO	POD
HUEVOS	OEV
LECHONES	PCT
TODO EL SECTOR	TTT

DATOS

PRECIO DEL MERCADO INTERIOR	PM100
-----------------------------	-------

PERIODICIDAD

MENSUAL	M
SEMANAL	H

COMPOSER LA CLE DE RECHERCHE, EN PRENANT LES CODES SUIVANTS: SECTEUR + PRODUIT + INFORMATION + PERIODICITE

LIBOS

CER	+	TTT	+	PMIOO	+	M	=	CERTTTTMMIOO
-----	---	-----	---	-------	---	---	---	--------------

CEITE CLE PERMET DE TROUVER DANS L'INDEX LE NUMERO DE PAGE DE LA PUBLICATION OU LES COORDONNEES DE LA MICROFICHE.

SECTEUR

CEREALES	CER
HUILE D'OLIVE	HUI
LAIT ET PRODUITS LAITIERS	LAI
OEufs ET VIANDE VOLAILLE	OEV
RIZ	RIZ
VIANDE BOVINE	BOV
VIANDE DE PORC	POR
VIANDE OVINE	OVI

PRODUITS

AGNEAUX	AGN
BOVINS VIVANTS	BOI
DECOUPES - VIANDE PORCINE	PDD
OEufs	OEV
PORCELETS	PCT
PORCS CL 1	PCL
TOUT LE SECTEUR	TTT
VOLAILLE	VOL

INFORMATIONS

PRIX DE MARCHÉ INTERIEUR	PMIOO
--------------------------	-------

PERIODICITE

HEBDOMADAIRE	H
MENSUEL	M

PER COMPORRE LA CHIAVE DI RICERCA, FORMATE I SEGUENTI CODICI: SETTORI + PRODOTTI + INFORMAZIONE + PERIODICITA

LIBRO3

CER

+

TTT

+

PMIOO

+

M

=

CERTTTMIOOM

QUESTA CHIAVE PERMETTE DI TROVARE NELL'INDICE IL NUMERO DI PAGINA DELLA PUBBLICAZIONE O I DETTAGLI DEL MICROFILM.

SETTORI

CARNI BOVINE	BOV
CARNI OVINE	OVI
CARNI SUINE	POR
CEREALI	CER
LATTE E PRODOTTI LATTIERO-CASEARI	LAI
OLIO D'OLIVA	HUI
RISO	RIZ
UOVA E POLLAME	OEV

PRODOTTI

AGNELLI	AGN
BOVINI VIVI	BOI
PEZZI STACCATI - CARNI SUINE	POD
POLLAME	VOL
SUINETTI	PCT
SUINI CL 1	PCI
TUTTO IL SETTORE	TTT
UOVA	OEV

INFORMAZIONI

PREZZI SUL MERCATO NAZIONALE	PMIOO
------------------------------	-------

PERIODICITA

MENSILE	M
SETTIMANALE	H

OM DE ZOEKLEUTEL TE MAKEN, NEEMT U DE VOLGENDE CODES : SEKTOR + PRODUKT + INFORMATIE + PERIODE

LIBOS

CER	+	TTT	+	PMIOO	+	M	=	CERTTTPMIOOM
-----	---	-----	---	-------	---	---	---	--------------

MET DEZE SLEUTEL VINDT MEN IN DE INDEX HET BLADNUMMER IN DE PUBLICATIE OF DE COORDINATEN OP DE MICROFICHE.

SECTOR

EIEREN EN PLUIMVEE	OEV
GRANEN	CER
MELK EN ZUIVELPRODUKTEN	LAI
OLIJFOLIE	HUI
RIJST	RIZ
RUNDVLEES	BOV
SCHAPEVLEES	OVI
VARKENSVLEES	POR

PRODUCTEN

BIGGEN	PCT
DEELSTUKKEN - VARKENSVLEES	POO
EIEREN	OEV
GEHELE SEKTOR	TTT
GEVOGELTE	VOL
LEVENDE RUNDEREN	BOI
SLACHTLAMMEREN	AGN
VARKENS KL 1	PC1

INFORMATIES

PRIJZEN OP DE BINNENLANDSE MARKT	PMIOO
----------------------------------	-------

PERIODICITEIT

MAANDELIJK	M
WEKELIJKS	H

COMPOR A CHAVE DE BUSCA, TOMAR OS CODEGOS SEGUINTEs : SECTOR + PRODUTOS + INFORMACOES + PERIODICIDADE

LIBO3

CER + TIT + PMIOO + M = CERTTTPMIOOM

ESTA CHAVE PERMITE ENCONTRAR NO INDICE O NUMERO DA PAGINA DA PUBLICACAO OU AS COORDENAS DA MICROFICHA.

SECTOR

ARROZ	RIZ
AZEITE	HUI
CARNE DE BOVINO	BOV
CARNE DE SUINO	POR
CARNE DO OVINO	OVI
CEREAIS	CER
DOS OVOS E DA CARNE DE AVES DE CAPOEIRA	OEV
LEITE E DOS LACTICINIOS	LAI

PRODUTOS

	PCT
	BOI
AVES	VOL
CORDEIRO	AGN
CORTES - CARNE DE SUINO	POO
OVOS	OEV
PORCO CL 1	PC1
SECTOR	TTT

INFORMACOES

PRECO DE MERCADO INTERNO	PMIOO
--------------------------	-------

PERIODICIDADE

MENSAL	M
SEMANAL	H

K O R N
G E T R E I D E
C E R E A L S
C E R E A L E S
C E R E A L I
G R A N E N

MN /T ECU/T	J	F	M	A	M	J	J	A	S	O	N	D	1998
BRØDFREMSTILLING BROTWEIFZEN BREAD MAKING WHEAT TRIGO BLANDO PANIFICABLE BLE PANIFIABLE GRANO TENERO PANIFICABILE BROODTARWE TRIGO PANIFICAVEL ΣΙΤΑΠΙ ΑΠΟΠΟΙΗΣΙΜΟ													
BELGIQUE/BELGIE	5418,8 132,384	5390,6 131,697	5310,3 129,734										
DANMARK	1005,00 133,127	1000,00 132,465	996,77 132,019										
DEUTSCHLAND	261,91 132,117	259,83 131,066	256,94 129,605										
ELLAS	52833 169,332	52666 168,798	52666 166,516										
ESPANA	26380 157,824	26538 158,765											
FINLAND	880,00 145,982	880,00 145,982											
FRANCE	890,29 133,123	863,15 129,064											
ITALIA	299768 151,864	291260 147,554											
NEDERLAND		285,00 127,646											
PORTUGAL	31750 157,678	31750 157,332											
OSTERREICH	1795,00 128,688	1823,95 130,764											
SVERIGE	1187,50 136,729	1192,50 136,198											
UNITED KINGDOM	107,35 154,302	107,80 154,957											
LONDON	105,53 151,686	100,00 143,733											
FODERHVEDE FUTTERWEIZEN FEED WHEAT TRIGO BLANDO FORRAJERO BLE FOURRAGER GRANO TENERO DA FORAGGIO VOEDERRTARWE TRIGO MOLE FORRAGEIRO ΣΙΤΑΠΙ ΖΩΟΠΟΙΗΣ													
BELGIQUE/BELGIE	5109,4 124,826	5046,9 123,299	4987,5 121,848										
DANMARK	913,75 121,040	902,50 119,550	896,53 118,742										
DEUTSCHLAND	253,48 127,861	250,96 126,590	248,74 125,472										
FRANCE													
NEDERLAND	287,88 128,934	283,33 126,900											
PORTUGAL	28137 139,736	28662 142,032											
OSTERREICH	1733,33 124,267	1737,50 124,566											
UNITED KINGDOM	83,86 120,534	82,70 118,876											
LONDON	82,78 118,987	81,12 116,604											

MN /T ECU/T	J	F	M	A	M	J	J	A	S	O	N	D	1998
----------------	---	---	---	---	---	---	---	---	---	---	---	---	------

FODERBYG FUTTERGERSTE FEED BARLEY CEBADA FORRAJERA ORGE FOURRAGER
 ORZO DA FORAGGIO VOEDERGERST CEVADA FORRAGEIRO ΚΡΙΓΑΠΙ ΖΩΤΡΟΦΗΣ

BELGIQUE/BELGIE	4975,0 121,543	4900,0 119,710	4825,0 117,878										
DANMARK	896,88 118,804	890,00 117,894	890,40 117,930										
DEUTSCHLAND	242,04 122,093	238,65 120,383	235,03 118,552										
ELIAS	52083 166,928	50500 161,854	50833 160,720										
ESPANA	23014 137,685	22957 137,347											
FINLAND	721,99 119,772	722,62 119,876											
FRANCE	813,85 121,692	799,00 119,473											
ITALIA	277017 140,338	278063 140,868											
NEDERLAND	285,63 127,926	280,00 125,407											
PORTUGAL	27750 137,947												
OSTERREICH	1690,00 121,160	1733,54 124,282											
SVERIGE	1090,00 125,503	1092,50 124,776											
UNITED KINGDOM	78,40 112,700	78,06 112,205											
LONDON	75,90 109,093	76,20 109,525											

FODERHAVRE FUTTERHAVER FEED DATS AVENA FORRAJERA AVOINE FOURRAGER
 AVENA DA FORAGGIO VOEDERHAVER AVEIA FORRAGEIRO ΒΡΥΣΜΗ ΖΩΤΡΟΦΗΣ

BELGIQUE/BELGIE	5104,2 124,698	4933,3 120,525	4799,1 117,244										
DANMARK													
DEUTSCHLAND	231,58 116,815	227,30 114,654	227,18 114,595										
FINLAND	686,00 113,800	682,50 113,220											
NEDERLAND	310,00 138,843	305,00 136,604											
OSTERREICH	1515,00 108,614	1515,00 108,614											
SVERIGE	1082,50 124,639	1078,75 123,206											
UNITED KINGDOM	72,70 104,494	72,07 103,591											
LONDON	74,30 106,794	76,80 110,387											

MN /T ECU/T	J	F	M	A	M	J	J	A	S	O	N	D	1998
FODERMAJS MAIS IBRIDO	FUTTERMAIS VOEDERMAIS	FEED MAIZE MILHO FORRAGEIRO	MAIZ FORRAJERA ΑΡΑΒΟΣΙΤΟΣ ΖΩΟΤΡΟΦΗΣ	MAIS FOURRAGER									
BELGIQUE/BELGIE	5233,3 127,854	5175,0 126,429	5100,0 124,597										
DEUTSCHLAND	261,33 131,819	251,27 126,750	251,20 126,711										
ELLAS	40387 129,443	42562 136,414	44875 141,881										
ESPANA	24167 144,583	24345 145,645											
FRANCE	833,08 124,568	834,93 124,846											
ITALIA	239190 121,174	240284 121,729											
PORTUGAL	28637 142,220	28270 140,091											
OSTERREICH	1616,66 115,903	1642,50 117,755											
HÅRD HVEDE FRUMENTO OURO	HARTWEIZEN HARDE TARWE	DURUM WHEAT TRIGO OURO	TRIGO OURO ΣΙΤΑΡΙ ΣΚΑΗΡΟ	BLE OUR									
DEUTSCHLAND													
ELLAS	70375 225,553	71500 229,159	71500 226,062										
ESPANA	34157 204,349	33941 203,069											
FRANCE	1402,42 209,701	1273,27 190,389											
ITALIA	436460 221,112	420502 213,028											
PORTUGAL			28300 139,939										
OSTERREICH	1725,00 123,669	1737,50 124,566											

CERTTTPMIOOH

MN /T ECU/T	28/12 1997	04/01 1998	11/01 1998	18/01 1998	25/01 1998	01/02 1998	08/02 1998	15/02 1998	22/02 1998	01/03 1998	08/03 1998	15/03 1998	22/03 1998
BRØDFREMSTILLING BROTWEIZEN BREAD MAKING WHEAT TRIGO BLANDO PANIFICABLE BLE PANIFIABLE GRANO TENERO PANIFICABILE BROODTARWE TRIGO PANIFICAVEL ΣΙΤΑΠΙ ΑΡΤΟΠΟΙΗΣΙΜΟ													
BELGIQUE/BELGIE		5400,0 131,926	5425,0 132,537	5425,0 132,537	5425,0 132,537	5425,0 132,537	5387,5 131,620	5375,0 131,315	5375,0 131,315		5312,5 129,788	5312,5 129,788	
DANMARK		1010,00 133,790	1010,00 133,790	1000,00 132,465	1000,00 132,465	1000,00 132,465	1000,00 132,465	1000,00 132,465	1000,00 132,465	1000,00 132,465	1000,00 132,465	1000,00 132,465	990,00 131,101
DEUTSCHLAND		264,75 133,548	262,75 132,539	260,65 131,480	259,50 130,900	259,09 130,693	258,77 130,533	261,77 132,046	259,68 130,992	257,06 129,664	257,36 129,822	257,14 129,708	256,82 129,547
ELLAS		53000 169,866	53000 169,866	52666 168,798	52666 168,798	52666 168,798	52666 168,798	52666 168,798	52666 168,798	52666 168,798	52666 168,649	52666 162,102	
ESPAÑA	26260 157,102	26311 157,407	26392 157,895	26432 158,130	26439 158,174	26516 158,633	26529 158,713	26519 158,653	26587 159,062	26592 159,088	26585 158,846	26570 158,605	26555 158,196
FINLAND		880,00 145,982	880,00 145,982	880,00 145,982	880,00 145,982	880,00 145,982	880,00 145,982	880,00 145,982	880,00 145,982	880,00 145,982	878,50 145,734	878,50 145,734	878,50 145,734
FRANCE		900,13 134,595	892,63 133,473	885,13 132,352	883,26 132,072	880,98 131,731	850,48 127,170	854,31 127,743	866,81 129,612	862,88 129,024	863,50 129,118	864,75 129,305	851,63 127,342
ITALIA	294833 149,364	298583 151,264	300333 152,150	301273 152,626	301000 152,488	268800 136,175	299800 151,880	299389 151,672	297050 150,487	295100 149,499	293850 148,866	292300 148,080	291900 147,878
NEDERLAND						285,00 127,646	285,00 127,646						
PORTUGAL	31750 158,180	31750 157,757	31750 157,757	31750 157,565	31750 157,420	31750 157,420	31750 157,420	31750 157,314	31750 157,173	31800 157,420	31800 157,321	31250 154,526	31250 154,236
OSTERREICH			1797,50 128,867	1797,50 128,867	1790,00 128,329	1813,33 130,002	1837,50 131,735	1822,50 130,660	1822,50 130,660	1837,50 131,735	1837,50 131,735	1837,50 131,735	1837,50 131,735
SVERIGE				1187,50 136,729	1187,50 136,729	1192,50 136,845	1190,00 136,140	1195,00 136,186	1192,50 135,619	1190,00 135,334	1187,50 135,050	1187,50 135,050	1187,50 135,050
UNITED KINGDOM			107,16 154,024	106,12 152,530	108,78 156,353	108,30 155,663	108,36 155,759	108,00 155,232	106,56 153,172	105,16 151,159	107,78 154,916	108,56 156,046	106,20 152,645
LONDON			105,00 150,920	105,40 151,495	106,20 152,644				100,00 143,733		107,30 154,226		106,50 153,076
FODERHVEDE FUTTERWEIZEN FEED WHEAT TRIGO BLANDO FORRAJERO BLE FOURRAGER GRANO TENERO DA FDRAGGIO VOEDERRTARWE TRIGO MOLE FORRAGEIRO ΣΙΤΑΠΙ ΖΩΤΠΟΦΗΣ													
BELGIQUE/BELGIE		5050,0 123,375	5137,5 125,513	5137,5 125,513	5112,5 124,902	5087,5 124,292	5050,0 123,375	5012,5 122,459	5037,5 123,070		4987,5 121,848	4987,5 121,848	
DANMARK		917,50 121,537	917,50 121,537	912,50 120,874	907,50 120,212	902,50 119,550	902,50 119,550	902,50 119,550	902,50 119,550	907,50 120,212	897,50 118,887	897,50 118,887	887,50 117,527
DEUTSCHLAND		257,50 129,891	255,00 128,630	251,33 126,780	250,07 126,144	249,14 125,675	250,79 126,504	252,60 127,419	251,30 126,763	248,86 125,531	249,71 125,964	247,93 125,063	248,43 125,315
FRANCE													
NEDERLAND		287,50 128,766	289,00 129,438	287,50 128,766	287,50 128,766	285,00 127,646		282,50 126,527	282,50 126,527	282,50 126,527		282,50 126,527	282,50 126,521
PORTUGAL	28250 140,742	28250 140,367	28250 140,367	27750 137,714	28250 140,067	28250 140,067	28900 143,289	28750 142,450	28750 142,322	28750 142,322	28300 140,005	28800 142,411	28750 141,897
OSTERREICH			1725,00 123,669	1725,00 123,669	1750,00 125,462	1750,00 125,462	1737,50 124,566	1725,00 123,669	1737,50 124,566	1737,50 124,566	1737,50 124,566	1737,50 124,566	1737,50 124,566
UNITED KINGDOM		82,30 118,293	84,18 121,003	84,48 121,436	83,57 120,125	82,51 118,600	82,01 117,885	82,45 118,518	83,83 120,502	83,60 120,161	82,46 118,526	80,66 115,939	80,38 115,544
LONDON		82,90 119,155	85,20 122,461	82,50 118,580	80,60 115,849	81,00 116,424	79,40 114,124	82,00 117,861	82,10 118,005	82,80 119,011	80,40 115,561	78,30 112,543	77,80 111,824

MN /T ECU/T	29/03 1998												
BRØDFREMSTILLING BROTWEIZEN BREAD MAKING WHEAT TRIGO BLANDO PANIFICABLE BLE PANIFIABLE GRANO TENERO PANIFICABILE BROODTARWE TRIGO PANIFICAVEL ΣΙΤΑΠΙ ΑΡΤΟΠΟΙΗΣΙΜΟ													
BELGIQUE/BELGIE	5300,0 129,483												
DANMARK	990,00 131,036												
DEUTSCHLAND	255,50 128,855												
ELLAS	5:500 152,987												
ESPANA	26570 158,069												
FINLAND	878,00 145,651												
FRANCE	849,36 127,003												
ITALIA	291150 147,498												
NEDERLAND													
PORTUGAL	31250 154,029												
OSTERREICH	1847,50 132,427												
SVERIGE	1185,00 134,766												
UNITED KINGDOM	92,72 133,269												
LONDON													
FODERHVEDE FUTTERWEIZEN FEED WHEAT TRIGO BLANDO FORRAJERO BLE FOURRAGER GRANO TENERO DA FORAGGIO VOEDERRTARWE TRIGO MOLE FORRAGEIRO ΣΙΤΑΠΙ ΖΩΟΤΡΟΦΗΣ													
BELGIQUE/BELGIE	4987,5 121,848												
DANMARK	887,50 117,469												
DEUTSCHLAND	248,86 125,505												
FRANCE													
NEDERLAND	280,00 125,350												
PORTUGAL	28750 141,707												
OSTERREICH	1740,00 124,722												
UNITED KINGDOM	79,12 113,729												
LONDON	76,60 110,099												

CERTIFICATE

MN / T ECU/T	28/12 1997	04/01 1998	11/01 1998	18/01 1998	25/01 1998	01/02 1998	08/02 1998	15/02 1998	22/02 1998	01/03 1998	08/03 1998	15/03 1998	22/03 1998
FODERBYG FUTTERGERSTE FEED BARLEY CEBADA FORRAJERA DRGE FOURRAGER ORZO DA FORAGGIO VOEDERGERST CEVADA FORRAGEIRO KPIGAPI ZOTPOΦHΣ													
BELGIQUE/BELGIE		5000,0 122,154	5000,0 122,154	4950,0 120,932	4950,0 120,932	4950,0 120,932	4900,0 119,710		4850,0 118,489		4850,0 118,489	4800,0 117,267	
DANMARK		900,00 119,218	900,00 119,218	895,00 118,556	892,50 118,225	892,50 118,225	892,50 118,225	887,50 117,563	887,50 117,563	892,50 118,225	892,50 118,225	892,50 118,225	887,50 117,527
DEUTSCHLAND		246,00 124,090	243,42 122,787	241,00 121,568	237,75 119,928	240,11 121,119	238,94 120,531	237,95 120,029	237,60 119,853	234,89 118,485	235,30 118,693	234,80 118,440	235,00 118,541
ELLAS		52333 167,729	52333 167,729	52333 167,729	51333 164,524	50166 160,785	50166 160,785	50833 162,922	50833 162,922	50833 162,922	50833 162,778	50833 156,459	
ESPAÑA	22996 137,575	23042 137,851	22977 137,462	23073 138,038	22972 137,436	23090 138,139	23062 137,974	22863 136,780	22815 136,493	22612 135,278	22577 134,897	22462 134,082	22437 133,664
FINLAND		722,00 119,772	720,66 119,551	722,66 119,882	722,66 119,882	718,00 119,108	716,50 118,860	715,00 118,611	741,00 122,924	741,00 122,924	700,00 116,122	700,00 116,122	707,00 117,284
FRANCE		817,99 122,312	816,63 122,109	810,63 121,212	810,13 121,137	811,81 121,388	791,81 118,398	798,06 119,332	794,31 118,772	796,00 119,024	778,50 116,408	789,60 118,068	771,50 115,361
ITALIA	264500 133,997	278333 141,005	279100 141,393	278250 140,963	277750 140,709	277750 140,709	278167 140,921	278167 140,921	278167 140,921	278167 140,921	278167 140,921	278167 140,921	278167 140,921
NEDERLAND		287,50 128,766	287,50 128,766	285,00 127,646	282,50 126,527	280,00 125,407	280,00 125,407	280,00 125,407	280,00 125,407	280,00 125,407	280,00 125,407	277,50 124,287	276,00 123,610
PORTUGAL	27750 138,251	27750 137,882	27750 137,882										
OSTERREICH			1670,00 119,726	1697,50 121,698	1702,50 122,066	1806,66 129,524	1722,50 123,490	1702,50 122,066	1702,50 122,066	1722,50 123,490	1722,50 123,490	1722,50 123,490	1722,50 123,490
SVERIGE				1090,00 125,503	1090,00 125,503	1090,00 125,082	1095,00 125,272	1095,00 124,790	1090,00 123,961	1090,00 123,961	1092,50 124,246	1092,50 124,246	1092,50 124,246
UNITED KINGDOM	77,80 111,824		77,75 111,752	79,12 113,729	78,61 112,995	79,27 113,939	76,75 110,315	78,38 112,669	77,85 111,896	78,61 112,998	76,02 109,278	77,27 111,070	76,88 110,510
LONDON				75,80 108,950	76,00 109,237	76,80 110,387	75,60 108,662	76,00 109,237	76,40 109,812	76,40 109,812	75,20 108,087	76,00 109,237	74,60 107,225
FODERHAVRE FUTTERHAVER FEED OATS AVENA FORRAJERA AVOINE FOURRAGER AVENA DA FORAGGIO VOEDERHAVER AVEIA FORRAGEIRO BΣPMH ZOTPOΦHΣ													
BELGIQUE/BELGIE		5300,0 129,483	5083,3 124,190	5050,0 123,375	4983,3 121,746	4983,3 121,746	4950,0 120,932	4900,0 119,710	4900,0 119,710		4816,7 117,675	4816,7 117,675	
DANMARK													
DEUTSCHLAND		229,67 115,851	240,17 121,148	225,10 113,547	231,38 116,713	231,63 116,839	223,00 112,488	223,80 112,892	230,75 116,398	240,17 121,148	229,13 115,578	222,10 112,034	221,33 111,648
FINLAND		688,00 114,132	686,00 113,800	685,00 113,634	685,00 113,634	683,66 113,413	682,66 113,247	682,33 113,192	681,33 113,026	681,66 113,081	680,33 112,860	679,33 112,694	676,66 112,252
NEDERLAND		310,00 138,843	310,00 138,843	310,00 138,843	310,00 138,843			305,00 136,604	305,00 136,604	305,00 136,604		305,00 136,604	305,00 136,598
OSTERREICH			1515,00 108,614	1515,00 108,614	1515,00 108,614	1515,00 108,614	1515,00 108,614	1515,00 108,614	1515,00 108,614	1515,00 108,614	1515,00 108,614	1515,00 108,614	1515,00 108,614
SVERIGE				1085,00 124,927	1080,00 124,351	1080,00 123,934	1080,00 123,556	1080,00 123,080	1075,00 122,255	1075,00 122,255	1075,00 122,255	1075,00 122,255	1075,00 122,255
UNITED KINGDOM			74,30 106,794	71,10 102,194									
LONDON			74,30 106,794						72,07 103,591	76,80 110,387			69,06 99,271

MN /T ECU/T	29/03 1998													
FODERBYG FUTTERGERSTE FEED BARLEY CEBADA FORRAJERA ORGE FOURRAGER ORZO DA FORAGGIO VOEDERGERST CEVADA FORRAGEIRO ΚΡΙΑΠΙ ΖΩΤΡΟΦΗΣ														
BELGIQUE/BELGIE														
DANMARK	882,50													
DEUTSCHLAND	116,807													
	235,30													
ELLAS	118,667													
	51333													
ESPANA	146,791													
	22217													
FINLAND	132,171													
	706,50													
FRANCE	117,201													
	783,40													
ITALIA	117,141													
	278167													
NEDERLAND	140,921													
	275,00													
PORTUGAL	123,112													
OSTERREICH	1727,50													
	123,826													
SVERIGE	1095,00													
	124,530													
UNITED KINGDOM	75,70													
	108,806													
LONDON	74,80													
	107,512													
FODERHAVRE FUTTERHAVER FEED OATS AVENA FORRAJERA AVOINE FOURRAGER AVENA DA FORAGGIO VOEDERHAVER AVEIA FORRAGEIRO ΒΡΩΜΗ ΖΩΤΡΟΦΗΣ														
BELGIQUE/BELGIE	4716,7													
DANMARK	115,231													
DEUTSCHLAND	217,83													
FINLAND	109,859													
	676,33													
NEDERLAND	112,196													
	305,00													
OSTERREICH	136,542													
	1515,00													
SVERIGE	108,594													
	1070,00													
UNITED KINGDOM	121,687													
	73,00													
LONDON	104,925													

CERTTTPMIOOH

MN /T ECU/T	28/12 1997	04/01 1998	11/01 1998	18/01 1998	25/01 1998	01/02 1998	08/02 1998	15/02 1998	22/02 1998	01/03 1998	08/03 1998	15/03 1998	22/03 1998
FOEDERMAJS MAIS IBRIDO	FUTTERMAIS VOEDERMAIS	FEED MAIZE MILHO FORRAGEIRO	MAIZ FORRAJERA ΑΡΑΒΟΣΙΤΟΣ ΖΩΤΡΟΦΗΣ	MAIS FOURRAGER									
BELGIQUE/BELGIE			5250,0 128,261	5250,0 128,261	5200,0 127,040	5150,0 125,818	5150,0 125,818	5250,0 128,261	5150,0 125,818		5100,0 124,597	5100,0 124,597	
DEUTSCHLAND		270,75 136,575	260,63 131,467	255,92 129,092	258,00 130,143	241,08 121,610	256,30 129,286	253,33 127,789	254,38 128,315	252,88 127,558	251,50 126,864	250,50 126,360	250,08 126,150
ELLAS		40250 129,002	40250 129,002	40500 129,803	40550 129,964	41500 133,008	41875 134,210	42750 137,015	44125 141,422	44875 143,825	44875 143,699	44875 138,120	
ESPANA	23735 141,999	24233 144,978	24221 144,903	24191 144,726	24209 144,833	24208 144,829	24232 144,972	24515 146,665	24423 146,115	24422 146,108	24323 145,331	24179 144,333	24483 145,854
FRANCE		838,70 125,410	830,84 124,234	830,13 124,128	832,63 124,502	839,31 125,500	838,95 125,447	832,52 124,486	828,95 123,952	837,43 125,219	832,43 124,471	829,93 124,097	825,29 123,403
ITALIA	228250 115,632	236625 119,875	238071 120,608	244313 123,770	242438 122,820	240813 121,997	240938 122,060	236571 119,848	242813 123,010	241938 122,567	240563 121,870	239813 121,490	239563 121,363
PORTUGAL	28750 143,233	28750 142,851	28750 142,851	28750 142,677	28250 140,067	28250 140,067	28250 140,067	28250 139,972	28333 140,259	28250 139,847	28250 139,758	28300 139,939	28250 139,429
OSTERREICH			1600,00 114,708	1622,50 116,321	1627,50 116,679	1637,50 117,396	1657,50 118,830	1637,50 117,396	1637,50 117,396	1657,50 118,830	1657,50 118,830	1657,50 118,830	1657,50 118,830
HÅRD HVEDE FRUMENTO DURO	HARTWEIZEN HARDE TARWE	DURUM WHEAT TRIGO DURO	TRIGO DURO	BLE DUR ΣΙΤΑΠΙ ΣΚΑΗΡΟ									
DEUTSCHLAND													
ELLAS		70000 224,351	70000 224,351	70000 224,351	71500 229,159	71500 229,159	71500 229,159	71500 229,159	71500 229,159	71500 229,159	71500 228,957	71500 220,069	
ESPANA	34030 203,586	34032 203,601	34032 203,601	34145 204,274	34475 206,248	34112 204,080	34045 203,676	33995 203,376	33615 201,103	33617 201,118	33392 199,519	33202 198,195	32852 195,712
FRANCE		1415,13 211,602	1402,63 209,733	1413,46 211,352	1378,46 206,119	1323,48 197,897	1303,48 194,906	1246,81 186,433	1219,31 182,321	1213,50 181,453	1153,50 172,481	1187,94 177,630	1133,50 169,490
ITALIA	444000 224,932	442000 223,919	430607 218,147	436429 221,097	433571 219,649	429857 217,767	422500 214,040	418750 212,141	410900 208,164	405967 205,665	403160 204,243	410243 207,831	407867 206,627
PORTUGAL												28300 139,939	
OSTERREICH					1725,00 123,669	1737,50 124,566							

CERTIFICATE												
MN / T	29/03											
ECU/T	1998											
FODERMAJS FUTTERMAIS FEED MAIZE MAIZ FORRAJERA MAIS FOURRAGER MAIS IBRIDO VOEDERMAIS MILHO FORRAGEIRO ΑΡΑΒΟΣΙΤΟΣ ΖΩΤΡΟΦΗΣ												
BELGIQUE/BELGIE	5100,0											
	124,597											
DEUTSCHLAND	250,83											
	126,501											
ELLAS	47625											
	136,187											
ESPANA	23991											
	142,726											
FRANCE	828,76											
	123,923											
ITALIA	239000											
	121,078											
PORTUGAL	28250											
	139,243											
OSTERREICH	1662,50											
	119,166											
HÅRD HVEDE HARTWEIZEN DURUM WHEAT TRIGO DURO BLE DUR FRUMENTO DURO HARDE TARWE TRIGO DURO ΣΙΤΑΡΙ ΣΚΑΡΠΟ												
DEUTSCHLAND												
ELLAS	71500											
	204,459											
ESPANA	32320											
	192,274											
FRANCE	1130,19											
	168,995											
ITALIA	410967											
	208,198											
PORTUGAL												
OSTERREICH												

R I S

R E I S

R I C E

R I Z

R I S O

R I J S T

RIZITTEPMIOOM													
MN /T ECU/T	J	F	M	A	M	J	J	A	S	O	N	D	1998
ΕΛΛΑΣ													
ΕΛΛΑΣ ΜΙΚΡΟΣΠΕΡΜΟΥ													
ΜΕΣΟΣΠΕΡΜΟΥ													
ΜΑΚΡΟΣΠΕΡΜΟΥ													
Paddy Indica													
ESPANA													
ESPANA Arroz blanco extra	95000 568,34	94375 564,60	92580 552,60										
Cascara Bahia	51650 308,99	52141 311,93	52495 313,33										
ITALIA													
VERCELLI Risone Balilla	562500 284,96	561429 284,42	555086 281,20										
Risone Ribe/Ariete/Drago	580000 293,83	580000 293,83	580000 293,83										
Risone Arborio	655806 332,23	638571 323,50	612759 310,42										
Lavorato Originario	994194 503,66	967857 490,32	955172 483,89										
Lavorato Ribe/Ariete/Drago	1070000 542,06	1070000 542,06	1065172 539,62										
Lavorato Arborio	1361613 689,79	1331786 674,68	1285517 651,24										
Rotture di riso	604355 306,16	615000 311,56	605345 306,67										
MILANO Risone Comune/Originario	565000 286,23	555357 281,34	555000 281,16										
Risone Ribe/Ariete/Drago	570000 288,76	570000 288,76	570000 288,76										
Risone Arborio	663065 335,91	638571 323,50	615345 311,73										
Lavorato Originario	971290 492,06	960357 486,52	960000 486,34										
Lavorato Ribe/Ariete/Drago	1136290 575,65	1135000 574,99	1135000 574,99										
Lavorato Arborio	1380484 699,35	1326786 672,15	1285690 651,33										
Rotture di riso	631774 320,06	642857 325,67	619310 313,74										

RIZITTEPMIOOH													
MN /T ECU/T	29/12 1997	05/01 1998	12/01 1998	19/01 1998	26/01 1998	02/02 1998	09/02 1998	16/02 1998	23/02 1998	02/03 1998	09/03 1998	16/03 1998	23/03 1998
ΕΛΛΑΣ													
ΕΛΛΑΣ ΜΙΚΡΟΣΠΕΡΜΟΥ													
ΜΕΣΟΣΠΕΡΜΟΥ													
ΜΑΚΡΟΣΠΕΡΜΟΥ													
Paddy Indica													
ESPANA													
ESPANA Arroz blanco extra	95000 568,34	95000 568,34	95000 568,34	95000 568,34	95000 568,34	95000 568,34	95000 568,34	92500 553,38	95000 568,34	92500 553,38	92500 552,50	92500 552,15	92500 550,82
Cascara Bahia	51650 308,99	51650 308,99	51650 308,99	51650 308,99	51650 308,99	51700 309,29	52200 312,28	52200 312,28	52600 314,68	52200 312,28	52700 314,78	52700 314,58	52450 312,33
ITALIA													
VERCELLI Risone Balilla	562500 284,96	562500 284,96	562500 284,96	562500 284,96	562500 284,96	562500 284,96	562500 284,96	562500 284,96	557500 282,43	557500 282,43	557500 282,43	552500 279,89	552500 279,89
Risone Ribe/Ariete/Drago	580000 293,83	580000 293,83	580000 293,83	580000 293,83	580000 293,83	580000 293,83	580000 293,83	580000 293,83	580000 293,83	580000 293,83	580000 293,83	580000 293,83	580000 293,83
Risone Arborio	660000 334,35	660000 334,35	660000 334,35	650000 329,29	650000 329,29	650000 329,29	650000 329,29	630000 319,16	620000 314,09	620000 314,09	620000 314,09	610000 309,02	600000 303,96
Lavorato Originario	1000000 506,60	1000000 506,60	1000000 506,60	1000000 506,60	970000 491,40	970000 491,40	970000 491,40	970000 491,40	960000 486,34	960000 486,34	960000 486,34	950000 481,27	950000 481,27
Lavorato Ribe/Ariete/Drago	1070000 542,06	1070000 542,06	1070000 542,06	1070000 542,06	1070000 542,06	1070000 542,06	1070000 542,06	1070000 542,06	1070000 542,06	1070000 542,06	1070000 542,06	1070000 542,06	1050000 531,93
Lavorato Arborio	1370000 694,04	1370000 694,04	1370000 694,04	1350000 683,91	1350000 683,91	1350000 683,91	1350000 683,91	1320000 668,71	1300000 658,58	1300000 658,58	1300000 658,58	1280000 648,45	1260000 638,32
Rotture di riso	585000 296,36	585000 296,36	615000 311,56	615000 311,56	615000 311,56	615000 311,56	615000 311,56	615000 311,56	615000 311,56	615000 311,56	615000 311,56	595000 301,42	595000 301,42
MILANO Risone Comune/Originario	565000 286,23	565000 286,23	565000 286,23	565000 286,23	565000 286,23	555000 281,16	555000 281,16	555000 281,16	555000 281,16	555000 281,16	555000 281,16	555000 281,16	555000 281,16
Risone Ribe/Ariete/Drago	570000 288,76	570000 288,76	570000 288,76	570000 288,76	570000 288,76	570000 288,76	570000 288,76	570000 288,76	570000 288,76	570000 288,76	570000 288,76	570000 288,76	570000 288,76
Risone Arborio	665000 336,89	665000 336,89	665000 336,89	665000 336,89	655000 331,82	655000 331,82	645000 326,76	625000 316,62	625000 316,62	625000 316,62	625000 316,62	610000 309,02	600000 303,96
Lavorato Originario	980000 496,47	970000 491,40	970000 491,40	970000 491,40	970000 491,40	960000 486,34	960000 486,34	960000 486,34	960000 486,34	960000 486,34	960000 486,34	960000 486,34	960000 486,34
Lavorato Ribe/Ariete/Drago	1145000 580,06	1135000 574,99	1135000 574,99	1135000 574,99	1135000 574,99	1135000 574,99	1135000 574,99	1135000 574,99	1135000 574,99	1135000 574,99	1135000 574,99	1135000 574,99	1135000 574,99
Lavorato Arborio	1395000 706,71	1385000 701,64	1385000 701,64	1385000 701,64	1355000 686,44	1355000 686,44	1335000 676,31	1305000 661,11	1305000 661,11	1305000 661,11	1305000 661,11	1275000 645,92	1255000 635,78
Rotture di riso	595000 301,42	625000 316,62	635000 321,69	645000 326,76	645000 326,76	645000 326,76	645000 326,76	645000 326,76	635000 321,69	625000 316,62	625000 316,62	615000 311,56	610000 309,02

MN /T ECU/T	30/03 1998	06/04 1998	13/04 1998											
ΕΛΛΑΣ														
ΕΛΛΑΣ ΜΙΚΡΟΣΠΕΡΜΟΥ														
ΜΕΣΟΣΠΕΡΜΟΥ														
ΜΑΚΡΟΣΠΕΡΜΟΥ														
Paddy Indica														
ESPANA														
ESPANA Arroz blanco extra	92500 550,13	92500 549,49												
Cascara Bahia	52200 310,45	52200 310,09												
ITALIA														
VERCELLI Risone Balilla		552500 279,89	552500 279,89											
Risone Ribe/Ariete/Drago		580000 293,83	580000 293,83											
Risone Arborio		600000 303,96	600000 303,96											
Lavorato Originario		950000 481,27	950000 481,27											
Lavorato Ribe/Ariete/Drago		1050000 531,93	1050000 531,93											
Lavorato Arborio		1260000 638,32	1260000 638,32											
Rotture di riso		595000 301,42	585000 296,36											
MILANO Risone Comune/Originario		555000 281,16	555000 281,16											
Risone Ribe/Ariete/Drago		570000 288,76	570000 288,76											
Risone Arborio		590000 298,89	590000 298,89											
Lavorato Doriginario		960000 486,34	960000 486,34											
Lavorato Ribe/Ariete/Drago		1135000 574,99	1135000 574,99											
Lavorato Arborio		1235000 625,65	1235000 625,65											
Rotture di riso		595000 301,42	595000 301,42											

OLIVENOLIE
OLIVENÖL
OLIVE OIL
HUILE D'OLIVE
OLIO D'OLIVA
OLIJFOLIE

HUITTEMIOOM													
MN /100 KG ECU/100 KG	J	F	M	A	M	J	J	A	S	O	N	D	1998
ΕΛΛΑΣ													
ΕΛΛΑΣ ΠΑΡΘΕΝΟ EXTRA 1%	66093 211,831	62192 199,329	59800 183,455										
ΠΑΡΘΕΝΟ FINE 1.01/2%	55741 178,654	51761 165,898	50833 155,947										
ΚΟΙΝΟ SEMI FINE 3%	48366 155,017	45142 144,683	43833 134,473										
ΠΥΡΗΝΕΛΑΙΟ ΕΞΕΥΓΕΝΙΣΜΕΝΟ	52671 168,811	50000 160,251											
ESPANA													
ESPANA OLIVA 1 GRADO	30435 182,081	29638 177,311	29434 175,689										
- 1,5 GRADOS	24708 147,817	26154 156,470	25251 150,721										
- DE 2 GRADOS	27413 164,005	25394 151,921	24917 148,728										
DE OLIVA REFINADO	28527 170,669	29019 173,608	28298 168,914										
DE ORUJO REFINADO	17395 104,067	16789 100,442	16156 96,438										
ITALIA													
BARI EXTRA VERGINE 1%	496210 251,382	474107 240,184	484432 245,415										
VERGINE 2%	361452 183,112	353571 179,120	353636 179,153										
VERGINE CORRENTE 3,3%	324758 164,524	309286 156,685	305000 154,514										
OI OLIVA RAFFINATO 0,5%	325484 164,891	349464 177,040	340227 172,360										
OI SANSА RETTIFICATO	189375 95,938	182857 92,636	175227 88,771										
OLIO DI ARACHIDE													
MILANO EXTRA VERGINE 1%	522016 264,456	496607 251,583	471983 239,108										
OI OLIVA RAFFINATO 0,5%	375403 190,181	361964 183,373	348879 176,744										
DI SANSА RETTIFICATO	192500 97,521	188929 95,712	183879 93,154										
OLIO DI ARACHIDE	207274 105,006	206143 104,433	203397 103,041										

HUITTTEPMIOOH

MN /100 KG ECU/100 KG	29/12 1997	05/01 1998	12/01 1998	19/01 1998	26/01 1998	02/02 1998	09/02 1998	16/02 1998	23/02 1998	02/03 1998	09/03 1998	16/03 1998	23/03 1998
ΕΛΛΑΣ													
ΕΛΛΑΣ ΠΑΡΓΕΝΟ EXTRA 1%	67750 217,140	67750 217,140	67750 217,140	63800 204,480	63800 204,480	62800 201,275	62800 201,275	62800 201,275	59800 191,660	59800 191,660	59800 191,449	59800 181,622	59800 171,476
ΠΑΡΓΕΝΟ FINE 1.01/2%	57750 185,090	57750 185,090	57750 185,090	53500 171,469	52333 167,729	52000 166,661	52000 166,661	52000 166,661	50833 162,922	50833 162,922	50833 162,742	50833 154,389	50833 145,764
ΚΟΙΝΟ SEMI FINE 3%	50000 160,251	50000 160,251	50000 160,251	46625 149,434	45500 145,828	45500 145,828	45500 145,828	45500 145,828	43833 140,487	43833 140,487	43833 140,332	43833 133,129	43833 125,692
ΠΥΡΗΝΕΛΑΙΟ ΕΞΕΥΓΕΝΙΣΜΕΝΟ	54600 174,994	54600 174,994	54600 174,994	50000 160,251	50000 160,251								
ESPANA													
ESPANA OLIVA 1 GRADO	30833 184,461	30466 182,268	30533 182,667	30166 180,473	30333 181,470	29833 178,479	29433 176,086	29666 177,482	29500 176,485	29300 175,288	29266 174,811	29433 175,695	29700 176,860
- 1,5 GRADOS	28200 168,708	27950 167,212	27450 164,221	15000 89,738	26725 159,883	26250 157,042	25850 154,649	26500 158,538	25900 154,948	25550 153,453	23400 139,770	25750 153,709	25900 154,232
- DE 2 GRADOS	27766 166,115	27766 166,115	27433 164,121	27366 163,722	26800 160,332	25666 153,552	25066 149,962	25500 152,555	25100 150,162	24933 149,165	25000 149,326	24800 148,038	24933 148,475
DE OLIVA REFINADO	31433 188,051	30833 184,461	30666 183,464	20933 125,234	30266 181,071	29266 175,089	29066 173,893	28933 173,095	28566 170,901	28500 170,502	28333 169,237	28233 168,532	28166 167,729
DE ORUJO REFINADO	17500 104,694	17500 104,694	17400 104,096	17350 103,797	17250 103,199	17000 101,703	17000 101,703	16550 99,011	16500 98,712	16400 98,114	16250 97,062	16000 95,508	16000 95,278
ITALIA													
BARI EXTRA VERGINE 1%	510000 258,368	510000 258,368	500000 253,302	482500 244,436	482500 244,436	477500 241,903	472500 239,370	472500 239,370	472500 239,370	480000 243,170	487500 246,969	487500 246,969	
VERGINE 2%	370000 187,443	370000 187,443	360000 182,377	355000 179,844	355000 179,844	355000 179,844	350000 177,311	350000 177,311	360000 182,377	350000 177,311	360000 182,377	350000 177,311	
VERGINE CORRENTE 3,3%	335000 169,712	330000 167,179	322500 163,380	320000 162,113	320000 162,113	315000 159,580	310000 157,047	305000 154,514	305000 154,514	305000 154,514	305000 154,514	305000 154,514	
DI OLIVA RAFFINATO 0,5%	365000 184,910	365000 184,910	190000 96,255	365000 184,910	365000 184,910	355000 179,844	350000 177,311	345000 174,778	345000 174,778	340000 172,245	340000 172,245	340000 172,245	
DI SANSÀ RETTIFICATO	195000 98,788	195000 98,788		180000 91,189	190000 96,255	185000 93,722	185000 93,722	180000 91,189	180000 91,189	175000 88,656	175000 88,656	175000 88,656	
OLIO DI ARACHIDE													
MILANO EXTRA VERGINE 1%	522500 264,701	522500 264,701	537500 272,300	522500 264,701	502500 254,569	502500 254,569	497500 252,035	492500 249,502	492500 249,502	390000 197,576	495000 250,769	500000 253,302	500000 253,302
DI OLIVA RAFFINATO 0,5%	377500 191,243	377500 191,243	377500 191,243	372500 188,710	372500 188,710	372500 188,710	362500 183,644	357500 181,111	352500 178,578	352500 178,578	347500 176,045	347500 176,045	347500 176,045
DI SANSÀ RETTIFICATO	192500 97,521	192500 97,521	192500 97,521	192500 97,521	192500 97,521	192500 97,521	187500 94,988	187500 94,988	187500 94,988	187500 94,988	182500 92,455	182500 92,455	182500 92,455
OLIO DI ARACHIDE	208500 105,627	208500 105,627	208500 105,627	206500 104,614	204500 103,601	203500 103,094	206500 104,614	207500 105,120	207500 105,120	205500 104,107	203500 103,094	203500 103,094	200500 101,574

MN /100 KG ECU/100 KG	30/03 1998	06/04 1998	13/04 1998	20/04 1998									
ΕΛΛΑΣ													
ΕΛΛΑΣ ΠΑΡΘΕΝΟ EXTRA 1%	59800 171,002	63200 180,725	63200 180,725	63200 180,725									
ΠΑΡΘΕΝΟ FINE 1.01/2%	50833 145,361	53000 151,557	53000 151,557	53000 151,557									
ΚΟΙΝΟ SEMI FINE 3%	43833 125,345	45833 131,064	45833 131,064	45833 131,064									
ΠΥΡΗΝΕΛΑΙΟ ΕΞΕΥΓΕΝΙΣΜΕΝΟ		50000 142,979	50000 142,979	50000 142,979									
ESPANA													
ESPANA OLIVA 1 GRADO	29533 175,645	29533 175,443	29666 176,235										
- 1,5 GRADOS	26000 154,631	24750 147,027	26000 154,453										
- DE 2 GRADOS	24833 147,692	24000 142,572	25166 149,503										
DE OLIVA REFINADO	28033 166,724	28133 167,126	28233 167,720										
DE DRUJO REFINADO	15900 94,563	14500 86,138	15650 92,969										
ITALIA													
BARI EXTRA VERGINE 1%		492500 249,502	492500 249,502										
VERGINE 2%		350000 177,311	350000 177,311										
VERGINE CORRENTE 3,3%		305000 154,514	305000 154,514										
DI OLIVA RAFFINATO 0,5%		335000 169,712	333000 168,699										
DI SANSÀ RETTIFICATO		175000 88,656	175000 88,656										
OLIO DI ARACHIDE													
MILANO EXTRA VERGINE 1%													
DI OLIVA RAFFINATO 0,5%													
DI SANSÀ RETTIFICATO													
OLIO DI ARACHIDE													

SVINEKØD
SCHWEINEFLEISCH
PORK
VIANDE PORCINE
CARNI SUINE
VARKENSVLEES

MN /100 KG PAB ECU/100 KG PAB	J	F	M	A	M	J	J	A	S	O	N	D	1998
SVIN KL 1 PORCS CL 1	SCHWEINE KL 1 SUINI CL 1	PIGS CL 1 VARKENS KL 1	CEROD CL. 1 PORCO CL 1	XOIPOEIAH KA 1									
BELGIQUE/BELGIE	5586,8 136,490	5956,3 145,515	5710,1 139,501										
DANMARK	924,52 122,466	916,57 121,414	957,00 126,751										
DEUTSCHLAND	275,87 139,158	294,54 148,574	283,28 142,891										
ELLAS	48890 156,695	49090 157,335	48709 149,408										
ESPANA	22737 136,029	24301 145,383	23702 141,488										
FINLAND	846,12 140,364	822,32 136,414	816,09 135,382										
FRANCE	894,44 133,744	932,49 139,434	903,03 135,028										
IRELAND	97,54 125,037	102,10 129,443	103,04 129,479										
ITALIA	322171 163,214	332239 168,314	310224 157,161										
LUXEMBOURG	6903,2 168,651	7092,9 173,284	7080,6 172,985										
NEDERLAND	256,77 115,003	285,51 127,876	268,85 120,409										
OSTERREICH	1941,74 139,208	2013,50 144,353	1948,25 139,673										
SVERIGE	1199,38 138,188	1196,28 136,643	1248,51 141,989										
UNITED KINGDOM	90,71 130,381	94,34 135,603	98,31 141,314										
C.E.	134,612	141,609	137,799										

MN /100 KG PAB ECU/100 KG PAB	29/12 1997	05/01 1998	12/01 1998	19/01 1998	26/01 1998	02/02 1998	09/02 1998	16/02 1998	23/02 1998	02/03 1998	09/03 1998	16/03 1998	23/03 1998
SVIN KL 1 PORCS CL 1	SCHWEINE KL 1 SUIINI CL 1	PIGS CL 1 VARKENS KL 1	CERDO CL. 1 PORCO CL 1	ΧΟΙΡΟΕΙΔΗ ΚΑ 1									
BELGIQUE/BELGIE	5757,0 140,648	5806,0 141,845	5598,0 136,763	5301,0 129,507	5538,0 135,297	5752,0 140,525	6011,0 146,853	6074,0 148,392	6063,0 148,123	5999,0 146,560	5708,0 139,450	5481,0 133,905	5601,0 136,836
DANMARK	942,00 124,782	942,00 124,782	923,00 122,265	923,00 122,265	896,00 118,689	896,00 118,689	896,00 118,689	926,00 122,663	957,00 126,769	957,00 126,769	957,00 126,769	957,00 126,769	957,00 126,723
DEUTSCHLAND	286,61 144,575	284,13 143,324	272,91 137,664	263,87 133,104	276,53 139,490	284,08 143,299	296,65 149,639	299,56 151,107	301,42 152,046	296,42 149,523	282,87 142,688	277,12 139,788	275,21 138,824
ELLAS	48724 156,162	48302 154,812	49522 158,722	48961 156,922	48867 156,620	48677 156,011	49148 157,522	49428 158,420	49147 157,517	48585 155,718	48772 156,146	48117 146,139	48960 140,392
ESPANA	22002 131,629	23121 138,327	22999 137,598	23047 137,883	22112 132,287	23163 138,575	24354 145,705	25066 149,963	25037 149,791	24986 149,484	24901 148,737	23487 140,203	21378 127,304
FINLAND	883,00 146,480	851,00 141,172	841,00 139,513	840,00 139,347	829,00 137,522	823,00 136,527	822,00 136,361	823,00 136,527	820,00 136,029	821,00 136,195	821,00 136,195	812,00 134,702	811,00 134,536
FRANCE	882,40 131,944	931,60 139,300	930,00 139,061	875,60 130,927	839,60 125,544	869,20 129,970	920,20 137,596	968,80 144,863	993,80 148,601	966,40 144,504	924,60 138,254	873,40 130,598	850,40 127,159
IRELAND	99,82 131,069	97,59 125,841	97,09 123,583	96,67 123,043	97,50 124,099	99,29 126,377	102,40 130,340	103,78 131,282	103,86 130,744	103,33 130,083	103,52 130,064	103,00 129,312	102,48 128,670
ITALIA	318143 161,173	324900 164,596	323757 164,017	320171 162,200	322157 163,206	330329 167,346	334643 169,531	337543 171,001	327157 165,739	315086 159,624	302886 153,443	304929 154,478	313929 159,038
LUXEMBOURG	7000,0 171,015	7100,0 173,458	7100,0 173,458	6800,0 166,129	6500,0 158,800	6800,0 166,129	6900,0 168,572	7400,0 180,787	7400,0 180,787	7300,0 178,344	7300,0 178,344	6900,0 168,572	6800,0 166,129
NEDERLAND	267,58 119,844	267,78 119,934	254,18 113,843	240,28 107,617	258,98 115,992	277,58 124,323	290,18 129,966	291,48 130,549	286,78 128,444	287,28 128,668	270,28 121,054	253,28 113,440	262,78 117,689
OSTERREICH	1970,00 141,234	1999,00 143,313	1979,00 141,879	1908,00 136,789	1852,00 132,774	1951,00 139,872	2014,00 144,388	2057,00 147,471	2062,00 147,830	2038,00 146,109	1951,00 139,872	1901,00 136,287	1900,00 136,215
SVERIGE	1230,00 142,154	1230,00 141,774	1203,00 138,513	1160,00 133,562	1185,00 136,376	1192,00 136,787	1193,00 136,379	1210,00 137,824	1191,00 135,448	1243,00 141,361	1243,00 141,361	1243,00 141,361	1268,00 144,205
UNITED KINGDOM	91,55 131,588	91,08 130,912	90,76 130,452	90,13 129,547	90,34 129,848	91,88 132,062	95,15 136,762	94,52 135,856	96,74 139,047	96,54 138,760	97,94 140,772	98,68 141,836	100,00 143,733
C. E.	135,968	137,993	135,312	131,730	132,311	136,730	141,918	144,538	145,075	143,541	139,379	134,827	133,008

MN /100 KG PAB ECU/100 KG PAB	30/03 1998	06/04 1998	13/04 1998									
SVIN KL 1 PORCS CL 1	SCHWEINE KL 1 SUINI CL 1	PIGS CL 1 VARKENS KL 1	CERDD CL. 1 PORCO CL 1	XOIPOEIAH KA 1								
BELGIQUE/BELGIE	5713,0 139,573	5619,0 137,276	5498,0 134,320									
DANMARK	957,00 126,644	957,00 126,550	957,00 126,550									
DEUTSCHLAND	279,42 140,903	277,52 139,885	270,44 136,317									
ELLAS	48898 142,689	49898 142,689	49898 142,689									
ESPANA	23224 138,127	23244 138,083	23881 141,867									
FINLAND	812,00 134,702	811,00 134,536	808,00 134,038									
FRANCE	848,20 126,830	881,80 131,854	854,40 127,757									
IRELAND	102,03 128,095	100,64 126,360	100,38 126,033									
ITALIA	315986 160,080	313386 158,763	305743 154,891									
LUXEMBOURG	7000,0 171,015	7000,0 171,015	6900,0 168,572									
NEDERLAND	266,18 119,140	266,18 119,047	255,48 114,261									
OSTERREICH	1902,00 136,321	1899,00 136,055	1894,00 135,697									
SVERIGE	1267,00 144,091	1268,00 144,205	1233,00 140,224									
UNITED KINGDOM	99,48 142,986	98,59 141,706	97,45 140,068									
C. E.	135,701	135,795	134,016									

MN /KG PAB ECU/KG PAB	J	F	M	A	M	J	J	A	S	O	N	D	1998
--------------------------	---	---	---	---	---	---	---	---	---	---	---	---	------

KAMME LOMBATE	KOTELETTSTRÄNGE KARBONADEN	LOINS LOMBOS	CHULETEROS ΘΥΡΑΚΟ-ΟΣΦΥΙΚΗ ΧΩΡΑ	LONGES									
------------------	-------------------------------	-----------------	-----------------------------------	--------	--	--	--	--	--	--	--	--	--

BELGIQUE/BELGIE	97,4 2,379	98,2 2,399	96,7 2,363										
DANMARK	24,29 3,217	23,29 3,085	23,00 3,047										
DEUTSCHLAND													
ELLAS													
FRANCE	17,08 2,554	17,14 2,562	16,85 2,520										
IRELAND													
ITALIA	6687 3,388												
LUXEMBOURG													
NEDERLAND	6,27 2,807	6,15 2,752	6,03 2,701										
UNITED KINGDOM	1,99 2,866	2,03 2,928	2,06 2,973										
C.E.	2,869	2,791	2,745										

BØV SPALLE	SCHULTER SCHOULDERS	SHOULDERS PAS	PALETILLA ΩΜΟΠΛΑΤΕΣ	EPAULES									
---------------	------------------------	------------------	------------------------	---------	--	--	--	--	--	--	--	--	--

BELGIQUE/BELGIE	54,4 1,329	58,6 1,433	55,6 1,359										
DANMARK	11,00 1,457	11,00 1,457	11,00 1,457										
DEUTSCHLAND													
ELLAS													
FRANCE	8,14 1,217	8,41 1,258	8,22 1,229										
IRELAND													
ITALIA	3462 1,754												
LUXEMBOURG													
NEDERLAND	2,95 1,321	2,96 1,328	2,75 1,232										
UNITED KINGDOM	0,94 1,352	0,96 1,391	0,93 1,340										
C.E.	1,405	1,428	1,339										

MN /KG PAB ECU/KG PAB	J	F	M	A	M	J	J	A	S	O	N	D	1998
BRYSTFLASK PANCETTE	BÄUCHE BUIKEN	BELLIES PEITOS	PANCETA KOIAlAKH XOPA (PANZETA)	POITRINES									
BELGIQUE/BELGIE	54,4 1,330	54,9 1,341	50,4 1,232										
DANMARK	14,00 1,855	13,64 1,807	13,50 1,788										
DEUTSCHLAND													
ELLAS													
FRANCE	12,00 1,794	12,00 1,794	10,62 1,588										
IRELAND													
ITALIA	3606 1,826												
LUXEMBOURG													
NEDERLAND	3,21 1,437	3,27 1,464	3,15 1,410										
UNITED KINGDOM	1,20 1,728	1,24 1,790	1,26 1,816										
C. E.	1,662	1,668	1,570										
SVINESPÅK LARDD	SCHWEINESPECK SPEK	PIG FAT TOUCINHO	TOCINO AAPAI	LARD									
BELGIQUE/BELGIE	18,3 0,448	17,8 0,435	16,7 0,407										
DANMARK	6,50 0,861	6,50 0,861	6,50 0,861										
DEUTSCHLAND													
ELLAS													
FRANCE	3,22 0,481	3,00 0,449	3,26 0,487										
IRELAND													
LUXEMBOURG													
NEDERLAND	0,90 0,403												
UNITED KINGDOM													
C. E.	0,548	0,547	0,585										

MN /KG PAB ECU/KG PAB	J	F	M	A	M	J	J	A	S	O	N	D	1998
SKINKER PROSCIUTTI	SCHINKEN HAMMEN	HAMS PERNAS	JAMON XOIPOMEPI (ZAMPON)	JAMBONS									
BELGIQUE/BELGIE	79,6 1,945	84,4 2,061	82,5 2,017										
DANMARK	13,21 1,749	14,56 1,929	14,40 1,907										
DEUTSCHLAND													
ELLAS													
FRANCE	12,58 1,882	13,49 2,017	13,38 2,001										
IRELAND													
ITALIA	7930 4,017												
LUXEMBOURG													
NEDERLAND	3,96 1,772	4,21 1,886	4,07 1,823										
UNITED KINGDOM	1,62 2,342	1,53 2,202	1,54 2,219										
C.E.	2,285	2,386	2,256										
HELE KROPPE - SVIN CARCASSE SUINE	TIERKÖRPER - SCHWEINE KARKASSEN - VARKENS	PIG CARCASES CARCACAS-SUINO	CANALES-PORCINO ΣΦΑΓΙΟ ΧΟΙΡΟΥ	CARCASSES-PORCS									
BELGIQUE/BELGIE	60,4 1,476	63,2 1,543	62,9 1,537										
DANMARK	15,04 1,992	14,79 1,958	15,10 2,000										
NEDERLAND													
UNITED KINGDOM	1,22 1,762	1,25 1,803	1,29 1,855										
C.E.	1,743	1,768	1,797										

PORPODF'ITIOOH

MN /KG PAB ECU/KG PAB	29/12 1997	05/01 1998	12/01 1998	19/01 1998	25/01 1998	02/02 1998	09/02 1998	16/02 1998	23/02 1998	02/03 1998	09/03 1998	16/03 1998	23/03 1998
KAMME LOMBATE	KOTELETTSTRÄNGE KARBONADEN	LOINS LOMBOS	CHULETEROS ΩΡΠΑΚΟ-ΔΣΦΥΙΚΗ ΧΩΡΑ	LONGES									
BELGIQUE/BELGIE	100,0 2,443	100,5 2,455	98,3 2,402	93,8 2,292	95,0 2,321	97,0 2,370	98,2 2,399	99,8 2,438	98,3 2,402	98,3 2,402	96,7 2,362	95,8 2,340	95,8 2,340
DANMARK	24,50 3,245	24,50 3,245	24,50 3,245	24,00 3,179	24,00 3,179	24,00 3,179	23,00 3,047	23,00 3,047	23,00 3,047	23,00 3,047	23,00 3,047	23,00 3,047	23,00 3,046
DEUTSCHLAND													
ELLAS													
FRANCE	17,20 2,572	17,55 2,624	17,45 2,609	16,75 2,505	16,40 2,452	16,80 2,512	17,10 2,557	17,30 2,587	17,50 2,617	17,50 2,617	17,05 2,549	16,60 2,482	16,35 2,445
IRELAND													
ITALIA	7300 3,698	7000 3,546	6800 3,445	6500 3,293	6000 3,040	6000 3,040	6000 3,040	6000 3,040	5800 2,938	5800 2,938	5800 2,938	5800 2,938	
LUXEMBOURG													
NEDERLAND	6,50 2,911	6,50 2,911	6,30 2,822	6,05 2,710	6,05 2,710	6,15 2,754	6,15 2,754	6,15 2,754	6,15 2,754	6,15 2,754	6,05 2,710	5,95 2,665	5,95 2,665
UNITED KINGDOM	1,97 2,836	1,96 2,820	1,99 2,867	2,02 2,915	2,00 2,883	2,01 2,899	2,05 2,947	2,02 2,915	2,06 2,962	2,09 3,010	2,07 2,978	2,06 2,962	2,05 2,947
C. E.	2,951	2,934	2,898	2,816	2,764	2,792	2,791	2,797	2,787	2,795	2,764	2,739	2,689
BØV SPALLE	SCHULTER SCHOULDERS	SHOULDERS PAS	PALETILLA ΩΜΟΠΛΑΤΕΣ	EPAULES									
BELGIQUE/BELGIE	54,5 1,331	56,2 1,373	55,0 1,344	52,5 1,283	53,7 1,312	58,0 1,417	58,2 1,422	60,3 1,473	58,8 1,437	58,8 1,437	56,3 1,375	53,5 1,307	53,8 1,314
DANMARK	11,00 1,457	11,00 1,457	11,00 1,457	11,00 1,457	11,00 1,457	11,00 1,457	11,00 1,457	11,00 1,457	11,00 1,457	11,00 1,457	11,00 1,457	11,00 1,457	11,00 1,457
DEUTSCHLAND													
ELLAS													
FRANCE	8,00 1,196	8,10 1,211	8,15 1,219	8,20 1,226	8,20 1,226	8,20 1,226	8,50 1,271	8,50 1,271	8,50 1,271	8,50 1,271	8,40 1,256	8,00 1,196	8,00 1,196
IRELAND													
ITALIA	3375 1,710	3475 1,760	3475 1,760	3475 1,760	3475 1,760	3475 1,760	3475 1,760	3325 1,684	3125 1,583	2925 1,482	2825 1,431	2825 1,431	
LUXEMBOURG													
NEDERLAND	3,10 1,388	3,10 1,388	3,00 1,344	2,75 1,232	2,85 1,276	3,05 1,366	3,00 1,344	3,00 1,344	2,80 1,254	2,90 1,299	2,75 1,232	2,55 1,142	2,75 1,232
UNITED KINGDOM	0,99 1,426	0,94 1,363	0,94 1,363	0,92 1,331	0,90 1,299	0,94 1,363	0,99 1,426	0,97 1,394	0,97 1,394	0,92 1,331	0,92 1,331	0,92 1,331	0,94 1,363
C. E.	1,418	1,425	1,415	1,382	1,388	1,432	1,447	1,437	1,399	1,380	1,347	1,311	1,312

MN /KG PAB ECU/KG PAB	30/03 1998	06/04 1998	13/04 1998										
KAMME LOMBATE	KOTELETTSTRÄNGE KARBONADEN	LOINS LOMBOS	CHULETEROS ΘΡΠΑΚΟ-ΔΙ*ΥΙΚΗ ΧΡΠΑ	LONGES									
BELGIQUE/BELGIE	97,3 2,377	97,3 2,377	97,3 2,377										
DANMARK	23,00 3,044												
DEUTSCHLAND													
ELLAS													
FRANCE	16,25 2,430												
IRELAND													
ITALIA													
LUXEMBOURG													
NEDERLAND	6,06 2,708	6,25 2,795											
UNITED KINGDOM	2,06 2,962												
C. E.	2,704	2,586	2,377										
BØV SPALLE	SCHULTER SCHOUDERS	SHOULDERS PAS	PALETILLA ΩΜΟΠΛΑΤΕΣ	EPAULES									
BELGIQUE/BELGIE	54,7 1,336	51,0 1,246	51,0 1,246										
DANMARK	11,00 1,456												
DEUTSCHLAND													
ELLAS													
FRANCE	8,00 1,196												
IRELAND													
ITALIA													
LUXEMBOURG													
NEDERLAND	2,90 1,298	2,50 1,118											
UNITED KINGDOM	0,92 1,331												
C. E.	1,323	1,182	1,246										

MN /KG PAB ECU/KG PAB	29/12 1997	05/01 1998	12/01 1998	19/01 1998	26/01 1998	02/02 1998	09/02 1998	16/02 1998	23/02 1998	02/03 1998	09/03 1998	16/03 1998	23/03 1998
BRYSTFLÆSK PANCETTE	BÄUCHE BUIKEN	BELLIES PEITOS	PANCETA ΚΟΙΛΙΑΚΗ ΧΩΡΑ (ΠΑΝΣΕΤΑ)	POITRINES									
BELGIQUE/BELGIE	55,5 1,356	55,3 1,351	55,8 1,363	54,3 1,327	51,2 1,251	53,2 1,300	55,2 1,349	56,5 1,380	55,3 1,351	54,7 1,336	51,2 1,251	49,0 1,197	47,3 1,156
DANMARK	14,00 1,855	14,00 1,855	14,00 1,855	14,00 1,855	14,00 1,855	14,00 1,855	13,50 1,788	13,50 1,788	13,50 1,788	13,50 1,788	13,50 1,788	13,50 1,788	13,50 1,788
DEUTSCHLAND													
ELLAS													
FRANCE	12,00 1,794	12,00 1,794	12,00 1,794	12,00 1,794	12,00 1,794	12,00 1,794	12,00 1,794	12,00 1,794	12,00 1,794	11,50 1,720	10,50 1,570	10,20 1,525	10,20 1,525
IRELAND													
ITALIA		3475 1,760	3625 1,836	3625 1,836	3625 1,836	3625 1,836	3625 1,836	3625 1,836	3375 1,710	3225 1,634	3125 1,583	3125 1,583	
LUXEMBOURG													
NEDERLAND	3,25 1,456	3,25 1,456	3,25 1,456	3,15 1,411	3,15 1,411	3,20 1,433	3,30 1,478	3,30 1,478	3,30 1,478	3,30 1,478	3,20 1,433	3,05 1,366	3,05 1,366
UNITED KINGDOM	1,05 1,521	1,21 1,743	1,21 1,743	1,23 1,775	1,23 1,775	1,23 1,775	1,23 1,775	1,25 1,807	1,25 1,807	1,25 1,807	1,25 1,807	1,25 1,807	1,27 1,838
C. E.	1,624	1,673	1,675	1,666	1,654	1,666	1,670	1,681	1,655	1,627	1,572	1,544	1,535
SVINESPÆK LARDO	SCHWEINESPECK SPEK	PIG FAT TOUCINHO	TOCINO AAPAI	LARD									
BELGIQUE/BELGIE	18,7 0,457	18,7 0,457	18,7 0,457	17,8 0,435	17,8 0,435	17,8 0,435	17,8 0,435	17,8 0,435	17,8 0,435	12,8 0,313	17,8 0,435	17,8 0,435	17,8 0,435
DANMARK	6,50 0,861	6,50 0,861	6,50 0,861	6,50 0,861	6,50 0,861	6,50 0,861	6,50 0,861	6,50 0,861	6,50 0,861	6,50 0,861	6,50 0,861	6,50 0,861	6,50 0,861
DEUTSCHLAND													
ELLAS													
FRANCE	3,30 0,493	3,30 0,493	3,30 0,493	3,20 0,478	3,00 0,449	3,00 0,449	3,00 0,449	3,00 0,449	3,00 0,449	3,00 0,449	3,00 0,449	3,50 0,523	3,50 0,523
IRELAND													
LUXEMBOURG													
NEDERLAND	0,90 0,403	0,90 0,403	0,90 0,403	0,90 0,403	0,90 0,403	0,90 0,403	0,90 0,403	0,90 0,403	0,90 0,403				
UNITED KINGDOM													
C. E.	0,554	0,554	0,554	0,544	0,537	0,537	0,537	0,537	0,582	0,541	0,582	0,606	0,606

MN /KG PAB ECU/KG PAB	30/03 1998	06/04 1998	13/04 1998										
--------------------------	---------------	---------------	---------------	--	--	--	--	--	--	--	--	--	--

BRYSTFLÆSK PANCETTE	BÄUCHE BUIKEN	BELLIES PEITOS	PANCETA KOIATAKH XOPA (ΠΑΝΣΕΤΑ)	POITRINES									
------------------------	------------------	-------------------	------------------------------------	-----------	--	--	--	--	--	--	--	--	--

BELGIQUE/BELGIE	46,3	45,5	45,0										
	1,131	1,112	1,099										
DANMARK	13,50												
DEUTSCHLAND	1,787												
ELLAS													
FRANCE	10,20												
IRELAND	1,525												
ITALIA													
LUXEMBOURG													
NEDERLAND	3,05	2,85											
	1,365	1,275											
UNITED KINGDOM	1,27												
	1,838												
C. E.	1,529	1,194	1,099										

SVINESPEK LARDO	SCHWEINESPECK SPEK	PIG FAT TOUCINHO	TOCINO AAPAI	LARD									
--------------------	-----------------------	---------------------	-----------------	------	--	--	--	--	--	--	--	--	--

BELGIQUE/BELGIE	17,8	17,8	17,3										
	0,435	0,435	0,423										
DANMARK	6,50												
DEUTSCHLAND	0,860												
ELLAS													
FRANCE	3,50												
IRELAND	0,523												
LUXEMBOURG													
NEDERLAND													
UNITED KINGDOM													
C. E.	0,606	0,435	0,423										

FORPODEMIIOH

MN /KG PAB ECU/KG PAB	29/12 1997	05/01 1998	12/01 1998	19/01 1998	26/01 1998	02/02 1998	09/02 1998	16/02 1998	23/02 1998	02/03 1998	09/03 1998	16/03 1998	23/03 1998
SKINKER PROSCIUTTI	SCHINKEN HAMMEN	HAMS PERNAS	JAMON XOIPOMEPI (ZAMPON)	JAMBONS									
BELGIQUE/BELGIE	81,5 1,991	82,3 2,011	79,8 1,950	77,0 1,881	78,0 1,906	82,0 2,003	84,5 2,064	86,7 2,118	85,3 2,084	85,3 2,084	82,7 2,020	80,5 1,967	81,0 1,979
DANMARK	13,50 1,788	13,50 1,788	13,50 1,788	12,80 1,696	12,80 1,696	13,80 1,828	14,80 1,960	14,80 1,960	15,20 2,013	14,60 1,934	14,30 1,894	14,30 1,894	14,30 1,894
DEUTSCHLAND													
ELLAS													
FRANCE	12,50 1,869	13,00 1,944	13,00 1,944	12,30 1,839	12,00 1,794	12,50 1,869	13,50 2,019	14,00 2,093	14,30 2,138	14,00 2,093	13,50 2,019	13,00 1,944	13,00 1,944
IRELAND													
ITALIA	7825 3,964	7875 3,990	7875 3,990	7975 4,040	8075 4,091	8325 4,217	8325 4,217	8325 4,217	8375 4,243	8325 4,217	8325 4,217	8325 4,217	8325 4,217
LUXEMBOURG													
NEDERLAND	4,15 1,859	4,15 1,859	3,95 1,769	3,75 1,680	3,85 1,724	4,05 1,814	4,25 1,903	4,35 1,948	4,25 1,903	4,25 1,903	4,10 1,836	3,90 1,747	4,00 1,791
UNITED KINGDOM	1,89 2,725	1,69 2,441	1,58 2,281	1,54 2,218	1,52 2,186	1,56 2,249	1,52 2,186	1,52 2,186	1,52 2,186	1,49 2,155	1,54 2,218	1,54 2,218	1,58 2,281
C. E.	2,366	2,339	2,287	2,226	2,233	2,330	2,392	2,420	2,428	2,398	2,367	2,331	1,978
HELE KROPPE - SVIN CARCASSE SUINE	TIERKÖRPER - SCHWEINE KARKASSEN - VARKENS	PIG CARCASSES CARCACAS-SUINO	CANALES-PORCINO ΣΦΑΓΙΟ ΧΟΙΠΟΥ	CARCASSES-PORCS									
BELGIQUE/BELGIE	60,5 1,478	62,5 1,527	62,5 1,527	59,5 1,454	56,5 1,380	60,3 1,473	61,8 1,510	66,0 1,612	66,0 1,612	66,0 1,612	64,5 1,576	61,0 1,490	60,0 1,466
DANMARK	15,40 2,040	15,40 2,040	14,90 1,974	14,90 1,974	14,70 1,947	14,70 1,947	14,70 1,947	14,70 1,947	15,10 2,000	15,10 2,000	15,10 2,000	15,10 2,000	15,10 1,999
NEDERLAND													
UNITED KINGDOM	1,23 1,775	1,23 1,775	1,23 1,775	1,21 1,743	1,21 1,743	1,21 1,743	1,25 1,807	1,27 1,838	1,27 1,838	1,25 1,807	1,30 1,870	1,30 1,870	1,30 1,870
C. E.	1,764	1,781	1,759	1,724	1,690	1,721	1,755	1,799	1,817	1,806	1,815	1,787	1,778

MN /KG PAB ECU/KG PAB	30/03 1998	06/04 1998	13/04 1998										
SKINKER PROSCIUTTI	SCHINKEN HAMMEN	HAMS PERNAS	JAMON XOIPOMEPI (ZAMTON)	JAMBONS									
BELGIQUE/BELGIE	83,5 2,040	84,5 2,064	84,2 2,057										
DANMARK	14,30 1,892												
DEUTSCHLAND													
ELLAS													
FRANCE	13,00 1,944												
IRELAND													
ITALIA													
LUXEMBOURG													
NEDERLAND	4,10 1,835	4,25 1,901											
UNITED KINGDOM	1,56 2,249												
C. E.	1,992	1,983	2,057										
HELE KROPPE - SVIN CARCASSE SUINE	TIERKÖRPER - SCHWEINE KARKASSEN - VARKENS	PIG CARCASES CARCACAS-SUINO	CANALES-PORCINO ΣΦΑΓΙΟ ΧΟΙΡΟΥ	CARCASSES-PORCS									
BELGIQUE/BELGIE	62,0 1,515	62,0 1,515	61,0 1,490										
DANMARK	15,10 1,998												
NEDERLAND													
UNITED KINGDOM	1,30 1,870												
C. E.	1,794	1,515	1,490										

MN /PIECE ECU/PIECE	J	F	M	A	M	J	J	A	S	O	N	D	1998
SMAGRISE SUINETTI	FERKEL BIGGEN	PIGLETS XOIPAIATA	LECHONES	PORCELETS									
BELGIQUE/BELGIE	1500,0 36,646	1726,8 42,187	1643,5 40,153										
DANMARK	309,45 40,991	312,43 41,386	320,29 42,424										
DEUTSCHLAND	98,61 49,743	106,43 53,686	111,76 56,375										
ELLAS													
ESPANA	7860 47,029	9296 55,617	7984 47,664										
FRANCE													
IRELAND	19,32 24,777	20,75 26,316	18,93 23,795										
ITALIA	111087 56,277	124861 63,255	132046 66,895										
LUXEMBOURG	2129,6 52,028	2105,4 51,435	2174,2 53,117										
NEDERLAND	104,71 46,898	95,00 42,549	107,16 47,993										
PORTUGAL	6445 32,009	6585 32,634	6490 32,082										
UNITED KINGDOM	13,05 18,766	15,67 22,529	18,77 26,985										
C. E.	44,334	47,620	48,278										

PORCCTPMIOOH

MN /PIECE ECU/PIECE	29/12 1997	05/01 1998	12/01 1998	19/01 1998	26/01 1998	02/02 1998	09/02 1998	16/02 1998	23/02 1998	02/03 1998	09/03 1998	16/03 1998	23/03 1998
SMAGRISE SUINETTI													
FERKEL BIGGEN													
PIGLETS XOIPIAIA													
LECHONES													
PORCELETS													
BELGIQUE/BELGIE	1500,0 36,646	1600,0 39,089	1500,0 36,646	1400,0 34,203	1500,0 36,646	1600,0 39,089	1750,0 42,754	1800,0 43,975	1800,0 43,975	1750,0 42,754	1600,0 39,089	1550,0 37,868	1650,0 40,311
DANMARK	320,00 42,389	311,00 41,197	312,00 41,329	304,00 40,269	304,00 40,269	303,00 40,137	309,00 40,932	320,00 42,389	320,00 42,389	320,00 42,389	320,00 42,389	321,00 42,521	
DEUTSCHLAND	104,00 52,461	104,00 52,461	98,00 49,434	93,00 46,912	96,00 48,425	99,00 49,939	107,00 53,974	110,00 55,487	112,00 56,496	113,00 57,001	113,00 57,001	111,00 55,992	110,00 55,487
ELLAS													
ESPANA	7389 44,205	7411 44,337	7513 44,947	8145 48,728	8775 52,497	9129 54,615	9365 56,026	9365 56,026	9419 56,350	8813 52,724	8341 49,821	7860 46,918	7155 42,607
FRANCE													
IRELAND	20,19 26,509	19,20 24,757	19,20 24,438	19,20 24,438	19,20 24,438	21,10 26,856	20,19 25,698	21,00 26,561	21,00 26,435	17,33 21,815	17,33 21,774	21,00 26,365	19,78 24,833
ITALIA	104857 53,121	107629 54,525	110214 55,835	113714 57,608	117229 59,389	120429 61,010	123429 62,530	127286 64,484	130143 65,931	131857 66,799	132286 67,017	132143 66,944	132143 66,944
LUXEMBOURG		2200,0 53,748	2200,0 53,748	2100,0 51,304	2000,0 48,861	2000,0 48,861	2050,0 50,083	2200,0 53,748	2200,0 53,748	2200,0 53,748	2250,0 54,969	2150,0 52,526	2100,0 51,304
NEDERLAND	124,00 55,537	117,00 52,402	105,00 47,028	92,00 41,205	92,00 41,205	92,00 41,205	95,00 42,549	95,00 42,549	99,00 44,340	104,50 46,804	107,50 48,147	107,50 48,147	109,50 49,041
PORTUGAL	6700 33,357	6600 32,794	6400 31,800	6400 31,751	6200 30,740	6600 32,723	6600 32,723	6600 32,694	6600 32,672	6600 32,672	6600 32,646	6400 31,647	6400 31,576
UNITED KINGDOM	15,36 22,077	10,08 14,488	14,38 20,669	11,83 17,004	14,88 21,387	14,23 20,453	17,83 25,628	14,96 21,502	15,81 22,724	21,16 30,414	17,22 24,751	17,02 24,463	20,12 28,919
C.E.	46,012	45,117	44,052	42,760	44,466	45,577	47,961	48,409	49,213	49,560	48,540	47,714	48,027

MN /PIECE ECU/PIECE	30/03 1998	06/04 1998	13/04 1998										
SMÁGRISE SUINETTI	FERKEL BIGGEN	PIGLETS XOIPIDIA	LECHONES	PORCELETS									
BELGIQUE/BELGIE	1650,0 40,311	1650,0 40,311	1500,0 36,646										
DANMARK	320,00 42,347	320,00 42,316	313,00 41,390										
DEUTSCHLAND													
ELLAS													
ESPANA	6451 38,366	6294 37,390	6373 37,859										
FRANCE													
IRELAND	19,00 23,854	17,55 22,033	17,55 22,033										
ITALIA	132143 66,944	132000 66,872	129786 65,750										
LUXEMBOURG	2150,0 52,526	2150,0 52,526	2100,0 51,304										
NEDERLAND	110,00 49,235												
PORTUGAL	6300 31,043	6600 32,483	6600 32,483										
UNITED KINGDOM													
C. E.	45,252	43,844	42,731										

ÆG

EIER

EGGS

OEUFS

UOVA

EIEREN

MN /100 KG ECU/100 KG	J	F	M	A	M	J	J	A	S	O	N	D	1998
kg L / M aufs L / M	Eier L / M Uova L / M	Eggs L / M Eieren L / M	Huevos L / M Ovos L / M	AYFA A / M									
BELGIQUE/BELGIE	3547,1 86,658	3458,0 84,482	3293,7 80,466										
DANMARK	1053,00 139,486												
DEUTSCHLAND	183,18 92,401	179,29 90,438	169,16 85,329										
ELLAS	35200 112,817	35438 113,582	35714 109,565										
ESPANA	19930 119,235	19103 114,287	18972 113,245										
FINLAND	577,82 95,855	587,42 97,448	607,43 100,767										
FRANCE	572,83 85,654	544,79 81,461	498,77 74,580										
IRELAND	83,33 106,812	83,33 105,650	83,33 104,711										
ITALIA	223400 113,175	211139 106,964	219239 111,068										
NEDERLAND	191,76 85,884	180,91 81,027	168,97 75,674										
OSTERREICH	1328,53 95,246	1291,85 92,616	1232,93 88,390										
PORTUGAL	20903 103,820	19104 94,668	19568 96,723										
LUXEMBOURG	4480,0 109,450	4480,0 109,450	4480,0 109,450										
SVERIGE	1124,58 129,561	1164,75 133,035	1251,87 142,371										
UNITED KINGDOM	66,95 96,239	65,37 93,961	61,75 88,756										

OEVOEVTMIOOH

MN /100 KG ECU/100 KG	29/12 1997	05/01 1998	12/01 1998	19/01 1998	26/01 1998	02/02 1998	09/02 1998	16/02 1998	23/02 1998	02/03 1998	09/03 1998	16/03 1998	23/03 1998
kg L / M œufs L / M	Eier L / M Uova L / M	Eggs L / M Eieren L / M	Huevos L / M Ovos L / M	AYTA A / M									
BELGIQUE/BELGIE	3650,8 89,192	3611,1 88,222	3571,4 87,252	3412,7 83,375	3531,7 86,282	3531,7 86,282	3492,1 85,314	3412,7 83,375	3373,0 82,405	3373,0 82,405	3293,6 80,465	3254,0 79,497	3254,0 79,497
DANMARK	1053,00 139,486	1053,00 139,486	1053,00 139,486	1053,00 139,486	1053,00 139,486	1053,00 139,486	1053,00 139,486	1053,00 139,486	1053,00 139,486	1053,00 139,486	1053,00 139,486	1053,00 139,486	1053,00 139,435
DEUTSCHLAND	184,50 93,068	184,50 93,068	182,50 92,059	181,50 91,555	183,50 92,563	184,50 93,068	179,50 90,546	176,50 89,033	175,50 88,528	176,00 88,780	174,50 88,023	167,50 84,493	160,50 80,962
ELLAS	35200 112,817	35200 112,817	35200 112,817	35200 112,817	35200 112,817	35200 112,817	35200 112,817	35714 114,465	35714 114,465	35714 114,465	35714 114,339	35714 108,470	35714 102,410
ESPANA	20529 122,816	20529 122,816	20224 120,996	19497 116,644	18994 113,637	18994 113,637	19087 114,191	19166 114,665	19193 114,824	19206 114,903	19206 114,721	18835 112,437	18835 112,166
FINLAND	579,00 96,050	579,00 96,050	580,00 96,216	574,50 95,303	577,00 95,718	592,50 98,289	586,50 97,294	586,00 97,211	586,00 97,211	605,50 100,446	616,00 102,188	607,00 100,695	606,00 100,529
FRANCE	672,44 100,549	636,85 95,227	554,29 82,882	516,35 77,209	519,24 77,641	539,72 80,703	548,45 82,009	557,80 83,407	535,51 80,074	516,15 77,179	523,30 78,248	478,13 71,494	478,13 71,494
IRELAND	83,33 109,415	83,33 107,451	83,33 106,067	83,33 106,067	83,33 106,067	83,33 106,067	83,33 106,067	83,33 105,400	83,33 104,900	83,33 104,900	83,33 104,701	83,33 104,621	83,33 104,621
ITALIA	240476 121,826	240476 121,826	224603 113,785	212698 107,754	203174 102,929	206349 104,537	206349 104,537	215079 108,960	219047 110,970	234127 118,610	222222 112,579	214286 108,558	206349 104,537
NEDERLAND	206,35 92,420	206,35 92,420	184,52 82,643	180,56 80,870	186,51 83,534	186,51 83,534	180,56 80,870	178,57 79,978	176,59 79,091	172,62 77,313	174,60 78,200	168,65 75,535	160,71 71,976
OSTERREICH	1384,92 99,288	1320,71 94,685	1325,15 95,004	1317,22 94,435	1317,22 94,435	1306,50 93,667	1298,65 93,103	1282,93 91,977	1273,01 91,265	1264,52 90,657	1257,85 90,179	1223,41 87,709	1192,53 85,496
PORTUGAL	22222 110,638	22222 110,416	21296 105,815	19576 97,123	19576 97,063	18915 93,784	19576 97,063	18915 93,700	18915 93,637	18915 93,637	19576 96,834	19973 98,766	19973 98,543
LUXEMBOURG													
SVERIGE	1047,00 121,004	1121,00 129,210	1129,00 129,993	1148,00 132,181	1148,00 132,117	1148,00 131,738	1148,00 131,235	1173,00 133,609	1197,00 136,130	1256,00 142,840	1253,00 142,499	1253,00 142,499	1253,00 142,499
UNITED KINGDOM	67,72 97,343	67,72 97,343	67,72 97,343	65,34 93,921	66,53 95,631	66,53 95,631	66,53 95,631	66,53 95,631	61,11 87,837	61,77 88,787	61,77 88,787	61,77 88,787	61,77 88,787

MN /100 KG ECU/100 KG	30/03 1998	06/04 1998	13/04 1998										
kg L / M œufs L / M	Eier L / M Uova L / M	Eggs L / M Eieren L / M	Huevos L / M Ovos L / M	AYFA A / M									
BELGIQUE/BELGIE	3254,0 79,497	3214,3 78,528											
DANMARK	1053,00 139,427												
DEUTSCHLAND	159,50 80,431	159,50 80,397	148,00 74,600										
ELLAS	35714 102,128	38095 108,936	38095 108,936										
ESPANA	18174 108,091	18174 107,966											
FINLAND	601,50 99,783	607,50 100,778											
FRANCE	478,13 71,494												
IRELAND	83,33 104,621												
ITALIA													
NEDERLAND	162,70 72,823	186,51 83,415	166,67 74,542										
OSTERREICH	1189,76 85,273	1170,55 83,865											
PORTUGAL	19312 95,160	17724 87,236											
LUXEMBOURG													
SVERIGE	1253,00 142,499												
UNITED KINGDOM	61,77 88,787												

F J E R K R Æ
G E F L Ü G E L
P O U L T R Y
V O L A I L L E
P O L L A M E
G E V O G E L T E

<i>OEVVOLPMICOM</i>													
MN /100 KG PAB ECU/100 KG PAB	J	F	M	A	M	J	J	A	S	O	N	D	1998
KILLINGER POULETS	HUEHNER POLLI	CHICKENS KUIKENS	POLLOS FRANGOS	ΠΕΤΕΙΝΟΙ ΚΑΙ ΚΟΤΕΣ									
BELGIQUE/BELGIE	5476,1 133,784	5823,4 142,270	5845,0 142,797										
DANMARK	950,00 125,842	950,00 125,842	950,00 125,828										
DEUTSCHLAND	295,00 148,807	295,00 148,807	294,84 148,723										
ELLAS	58000 185,891	58000 185,891	58000 177,933										
ESPANA	16959 101,463	17758 106,239	17437 104,085										
FINLAND	1134,06 188,129	1139,71 189,066	1136,38 188,514										
FRANCE	950,00 142,052	950,00 142,052	1030,00 154,014										
IRELAND	145,80 186,879	145,56 184,550	144,70 181,822										
ITALIA	237903 120,523	200982 101,818	199138 100,884										
NEDERLAND	299,00 133,917	299,00 133,917	299,00 133,910										
OSTERREICH	2432,35 174,381	2472,53 177,262	2460,32 176,383										
PORTUGAL	26935 133,779	29196 144,677	27774 137,294										
SVERIGE	1592,83 183,519	1588,25 181,415	1584,61 180,212										
UNITED KINGDOM	115,19 165,571	116,42 167,346	115,32 165,757										
C.E.	139,594	139,225	140,780										

OEUVOLPMIOOH

MN /100 KG PAB ECU/100 KG PAB	29/12 1997	05/01 1998	12/01 1998	19/01 1998	26/01 1998	02/02 1998	09/02 1998	16/02 1998	23/02 1998	02/03 1998	09/03 1998	16/03 1998	23/03 1998
KILLINGER POULETS	HUEHNER POLLI	CHICKENS KUIKENS	POLLOS FRANGOS	ΠΕΤΕΙΝΟΙ ΚΑΙ ΚΟΤΕΞ									
BELGIQUE/BELGIE	5329,0 130,191	5543,0 135,419	5686,0 138,913	5471,0 133,660	5257,0 128,432	5186,0 126,698	5757,0 140,648	6114,0 149,369	6400,0 156,356	6186,0 151,128	5829,0 142,407	5829,0 142,407	5543,0 135,419
DANMARK	950,00 125,842	950,00 125,842	950,00 125,842	950,00 125,842	950,00 125,842	950,00 125,842	950,00 125,842	950,00 125,842	950,00 125,842	950,00 125,842	950,00 125,842	950,00 125,842	950,00 125,796
DEUTSCHLAND	295,00 148,807	295,00 148,807	295,00 148,807	295,00 148,807	295,00 148,807	295,00 148,807	295,00 148,807	295,00 148,807	295,00 148,807	295,00 148,807	295,00 148,807	295,00 148,807	295,00 148,807
ELLAS	58000 185,891	58000 185,891	58000 185,891	58000 185,891	58000 185,891	58000 185,891	58000 185,891	58000 185,891	58000 185,891	58000 185,891	58000 185,891	58000 185,891	58000 185,891
ESPAÑA	16269 97,330	14423 86,286	16603 99,328	19192 114,817	18192 108,834	18192 108,834	17808 106,537	17500 104,694	17423 104,234	17423 104,234	17423 104,069	17500 104,462	17500 104,211
FINLAND	1137,00 188,616	1137,00 188,616	1131,00 187,620	1136,00 188,450	1130,00 187,455	1145,00 189,943	1138,00 188,782	1139,00 188,948	1138,00 188,782	1134,00 188,118	1138,00 188,782	1138,00 188,782	1136,00 188,450
FRANCE	950,00 142,052	950,00 142,052	950,00 142,052	950,00 142,052	950,00 142,052	950,00 142,052	950,00 142,052	950,00 142,052	950,00 142,052	950,00 142,052	1050,00 157,004	1050,00 157,004	1070,00 159,995
IRELAND	145,80 191,434	145,80 187,998	145,80 185,576	145,80 185,576	145,80 185,576	145,80 185,576	145,80 185,576	145,80 184,409	144,70 182,150	144,70 182,150	144,70 181,804	144,70 181,665	144,70 181,665
ITALIA	262500 132,984	265000 134,250	240000 121,585	225000 113,986	202500 102,587	190000 96,255	197500 100,054	207500 105,120	210000 106,387	197500 100,054	182500 92,455	192500 97,521	222500 112,719
NEDERLAND	299,00 133,917	299,00 133,917	299,00 133,917	299,00 133,917	299,00 133,917	299,00 133,917	299,00 133,917	299,00 133,917	299,00 133,917	299,00 133,917	299,00 133,917	299,00 133,917	299,00 133,910
OSTERREICH	2362,00 169,337	2407,00 172,563	2392,00 171,488	2494,00 178,801	2484,00 178,084	2445,00 175,288	2450,00 175,646	2518,00 180,521	2476,00 177,510	2452,00 175,790	2463,00 176,578	2475,00 177,438	2440,00 174,929
PORTUGAL	29500 146,871	29500 146,577	26500 131,671	25000 124,028	25000 123,953	26500 131,390	32000 158,659	29000 143,656	30000 148,510	30000 148,510	28500 140,972	26000 128,565	26500 130,743
SVERIGE	1631,00 188,498	1624,00 187,188	1547,00 178,122	1589,00 182,957	1589,00 182,870	1589,00 182,344	1589,00 181,648	1568,00 178,601	1610,00 183,099	1573,00 178,891	1639,00 186,397	1588,00 180,597	1541,00 175,252
UNITED KINGDOM	115,00 165,293	115,00 165,293	115,00 165,293	115,00 165,293	116,00 166,730	116,00 166,730	116,00 166,730	116,00 166,730	118,00 169,605	116,00 166,730	115,00 165,293	115,00 165,293	115,00 165,293
C. E.	140,739	139,451	139,364	140,435	138,283	137,730	139,379	139,530	140,590	139,037	140,426	140,309	142,039

MN /100 KG PAB ECU/100 KG PAB	30/03 1998	06/04 1998	13/04 1998										
KILLINGER POULETS	HUEHNER POLLI	CHICKENS KUIKENS	POLLOS FRANGOS	ΠΕΤΕΙΝΟΙ ΚΑΙ ΚΟΤΕΣ									
BELGIQUE/BELGIE	5543,0 135,419	5543,0 135,419											
DANMARK	950,00 125,789												
DEUTSCHLAND	292,50 147,499	292,50 147,436	292,50 147,436										
ELLAS	58000 165,855	58000 165,855	58000 165,855										
ESPANA	17115 101,789	17115 101,672											
FINLAND	1134,00 188,118	1147,00 190,275											
FRANCE	1070,00 159,995	1080,00 161,490	1080,00 161,490										
IRELAND	144,70 181,665												
ITALIA													
NEDERLAND	299,00 133,830												
OSTERREICH	2492,00 178,607	2454,00 175,818											
PORTUGAL	27000 133,042	30000 147,650											
SVERIGE	1563,00 177,754												
UNITED KINGDOM	115,00 165,293												
C.E.	145,461												

OKSEKØD
RINDFLEISCH
BEEF
VIANDE BOVINE
CARNE BOVINA
RUNDVLEES

MN /100 KG ECU/100 KG	J	F	M	A	M	J	J	A	S	O	N	D	1998
LEVENDE KV&G BOVINI VIVI	LEBENDE RINDER LEVENDE RUNDEREN	LIVE ADULT BOVINE ANIMALS ΖΩΝΤΑΝΔΙ ΜΟΣΧΟΙ	BOVINOS	BOVINS VIVANTS									
BELGIQUE/BELGIE	5108,9 124,816	5012,1 122,450	4952,9 121,004										
DANMARK	893,76 118,392	910,60 120,622	913,06 120,936										
DEUTSCHLAND	270,71 136,554	271,48 136,948	273,45 137,938										
ELLAS	5:960 169,739	52833 169,331	54947 168,204										
ESPANA	25826 154,506	25575 153,001	24445 145,922										
FINLAND	722,17 119,800	738,90 122,576	748,04 124,092										
FRANCE	998,04 149,234	1020,55 152,601	1024,26 153,156										
IRELAND	84,63 108,445	87,78 111,292	91,82 115,376										
ITALIA	298737 151,341	294383 149,136	288800 146,307										
NEDERLAND	266,85 119,520	264,47 118,454	266,58 119,399										
OSTERREICH	1928,60 138,266	1862,97 133,561	1868,49 133,956										
PORTUGAL	30850 153,185	32081 158,974	32046 158,412										
SVERIGE	1092,79 125,895	1124,14 128,406	1151,66 130,974										
UNITED KINGDOM	83,90 120,595	83,65 120,239	81,94 117,785										
C.E.	135,895	136,615	136,297										

BOVBOLEPMIOOH

MN /100 KG ECU/100 KG	26/12 1997	02/01 1998	09/01 1998	16/01 1998	23/01 1998	30/01 1998	06/02 1998	13/02 1998	20/02 1998	27/02 1998	06/03 1998	13/03 1998	20/03 1998
LEVENE KVAG BOVINI VIVI	LEBENDE RINDER LEVENDE RUNDEREN	LIVE ADULT BOVINE ANIMALS ΖΩΝΤΑΝΟΙ ΜΟΞΟΙ				BOVINOS	BOVINS VIVANTS						
BELGIQUE/BELGIE	5098,5 124,560	5156,5 125,977	5156,5 125,977	5098,5 124,560	5045,5 123,265	5040,5 123,143	4982,5 121,726	5028,5 122,850	5012,5 122,459	4986,5 121,824	4875,5 119,112	4928,5 120,407	4980,5 121,677
DANMARK	890,55 117,967	891,98 118,156	891,98 118,156	891,98 118,156	896,68 118,779	903,79 119,721	910,44 120,601	912,79 120,913	912,79 120,913	912,79 120,913	912,79 120,913	912,79 120,913	912,79 120,891
DEUTSCHLAND	265,91 134,134	271,20 136,806	271,91 137,164	271,50 136,957	269,18 135,785	269,67 136,033	270,16 136,279	272,47 137,444	272,76 137,592	272,75 137,585	272,46 137,441	273,51 137,967	274,19 138,313
ELLAS	53103 170,199	52976 169,789	53053 170,037	52917 169,601	52931 169,647	52757 169,090	52785 169,179	52786 169,181	52960 169,740	52906 169,566	53021 169,861	53137 167,878	57878 167,340
ESPANA	25729 153,925	25755 154,080	25834 154,553	25862 154,720	25859 154,703	25857 154,691	25769 154,164	25633 153,350	25315 151,448	24892 148,917	24601 147,083	24301 145,059	24283 144,777
FINLAND	711,27 117,992	720,46 119,516	722,39 119,837	722,98 119,934	723,13 119,959	726,63 120,540	735,08 121,942	739,93 122,746	748,60 124,185	745,41 123,655	748,54 124,175	745,90 123,737	746,08 123,766
FRANCE	986,23 147,469	986,23 147,469	999,26 149,417	998,90 149,364	1002,01 149,829	1024,03 153,121	1018,23 152,254	1017,64 152,166	1022,63 152,912	1022,88 152,949	1020,81 152,640	1023,58 153,054	1027,65 153,662
IRELAND	83,33 109,676	83,04 108,399	82,17 104,592	85,43 108,743	87,34 111,170	87,13 110,900	87,03 110,782	86,94 110,488	89,01 112,057	90,71 114,193	90,80 114,217	91,67 115,097	92,45 116,069
ITALIA	297065 150,494	297065 150,494	298768 151,357	301798 152,892	297808 150,871	297854 150,894	295096 149,497	294731 149,312	292009 147,933	290303 147,069	290848 147,345	287916 145,859	287499 145,648
NEDERLAND	268,17 120,111	267,49 119,807	266,34 119,290	266,09 119,181	267,49 119,806	266,16 119,211	264,14 118,305	263,83 118,168	264,55 118,488	263,37 117,963	265,80 119,050	267,14 119,648	269,11 120,527
OSTERREICH	1939,99 139,082	1935,27 138,744	1930,49 138,401	1948,64 139,702	1905,31 136,596	1904,30 136,524	1914,30 137,241	1847,92 132,482	1815,79 130,178	1797,75 128,885	1851,35 132,728	1895,25 135,875	1889,77 135,482
PORTUGAL	29880 149,061	29669 147,419	30373 150,918	31606 156,945	31606 156,706	31843 157,881	31824 157,791	32303 160,127	32303 159,911	32026 158,539	32035 158,537	32195 159,200	32195 159,020
SVERIGE	1080,43 124,867	1080,43 124,734	1100,10 126,666	1096,21 126,218	1096,17 126,213	1092,86 125,531	1114,07 127,649	1138,49 129,881	1137,90 129,409	1139,27 129,565	1142,05 129,881	1151,98 131,010	1152,35 131,052
UNITED KINGDOM	85,70 123,185	84,70 121,745	84,70 121,745	81,62 117,325	84,37 121,278	83,69 120,297	84,02 120,775	83,92 120,634	83,88 120,573	80,47 115,662	81,66 117,381	82,75 118,949	82,41 118,455
C.E.	135,287	135,518	135,935	135,805	136,148	136,813	136,562	136,669	136,696	135,830	135,961	136,370	136,641

MN /100 KG ECU/100 KG	27/03 1998	03/04 1998	10/04 1998	17/04 1998									
LEVENDE KV&G BOVINI VIVI	LEBENDE RINDER LEVENDE RUNDEREN	LIVE ADULT BOVINE ANIMALS ΖΩΝΤΑΝΟΙ ΜΟΞΟΙ		BOVINOS	BOVINS VIVANTS								
BELGIQUE/BELGIE	5023,5 122,728	4946,5 120,846	4946,5 120,846	5126,5 125,244									
DANMARK	914,49 121,087	912,79 120,704	912,79 120,704	910,44 120,393									
DEUTSCHLAND	274,41 138,423	275,07 138,652	271,68 136,943	271,56 136,882									
ELLAS	58116 166,189	54450 155,706	54214 155,030	53693 153,539									
ESPANA	24210 144,110	24165 143,552	24170 143,582	24241 144,004									
FINLAND	755,72 125,366	761,14 126,265	765,38 126,968	768,30 127,453									
FRANCE	1026,68 153,517	1020,63 152,613	1025,30 153,311	1036,86 155,040									
IRELAND	93,67 117,603	93,56 117,462	93,53 117,431	94,57 118,736									
ITALIA	287487 145,642	286160 144,970	284639 144,199	295455 149,679									
NEDERLAND	266,58 119,393	265,57 118,774	266,29 119,097	265,53 118,760									
OSTERREICH	1895,95 135,925	1928,86 138,194	1911,81 136,973	1815,28 130,057									
PORTUGAL	31662 156,155	32195 158,455	31937 157,185	31954 157,270									
SVERIGE	1176,09 133,752	1201,12 136,599	1186,87 134,978	1209,07 137,503									
UNITED KINGDOM	82,03 117,907	80,68 115,965	80,43 115,613	82,22 118,189									
C. E.	136,650	136,089	135,745	137,121									

*MEJERIPRODUKTER
MILCHERZEUGNISSE
MILK PRODUCTS
PRODUITS LAITIERS
PRODOTTI LATTIERO
ZUIVELPRODUKTEN*

LAIITTPMIOM

MN /100 KG ECU/100 KG	J	F	M	A	M	J	J	A	S	O	N	D	1998
PG 1 VALLEPULVER WEIPOEDER	SUESSMOLKENPULVER SORO DE LEITE		POWDERED WHEY	LACTOSERUM EN POUURE									
BELGIQUE/BELGIE													
DANMARK	430,00 56,96	382,86 50,71	350,00 46,36										
DEUTSCHLAND	120,65 60,85	99,89 50,38	91,71 46,26										
FINLAND	406,00 67,35	406,00 67,35	406,00 67,35										
FRANCE	386,58 57,80	312,68 46,75	300,18 44,88										
IRELAND													
NEDERLAND	136,74 61,24	115,89 51,90	104,23 46,67										
SVERIGE	403,38 46,48	445,71 50,91	428,96 48,78										
UNITED KINGDOM	41,09 59,07	40,57 58,31	39,80 57,21										
C. E.	58,60	53,76	51,92										
PG 2 SKM.MAELKSPULVER	MAGERMILCHPULVER		SKIMMED MILK POWDERED	LECHE DESNATADA EN POLVO									
Poudre de lait	MAGERE MELKPOEDER												
BELGIQUE/BELGIE	8701,5 212,58	8541,1 208,66	8459,2 206,66										
DANMARK	1637,96 216,97	1652,86 218,94	1650,00 218,56										
DEUTSCHLAND	417,10 210,39	407,32 205,46	403,68 203,62										
ESPANA	35627 213,14												
FINLAND	1437,06 238,39	1417,78 235,19	1426,90 236,70										
FRANCE	1405,03 210,09	1365,50 204,18	1357,45 202,97										
IRELAND	155,22 198,93	157,21 199,31	158,00 198,53										
NEDERLAND	474,52 212,52	465,14 208,32	455,16 203,84										
OSTERREICH	2928,22 209,93	2892,85 207,39	2864,51 205,36										
PORTUGAL													
SVERIGE	1925,83 221,88	1853,49 211,70	1851,58 210,57										
UNITED KINGDOM	157,00 225,66	157,00 225,66	156,54 225,01										
C. E.	215,62	212,48	211,81										

LAITTEPMIOOM

MN /100 KG ECU/100 KG	J	F	M	A	M	J	J	A	S	O	N	D	1998
--------------------------	---	---	---	---	---	---	---	---	---	---	---	---	------

PG 3 SODMAELKPUVER PG 3 VOLLMILCHPULVER PG 3 WHOLE MILK POWDERED PG 3 LECHE ENTERA EN POLVO PG 3 POU
 PG 3 VOLLE MELKPOEDER PG 3 LEITE EM PD INTEIRO

BELGIQUE/BELGIE	11127,9 271,86	10995,2 268,62	10848,5 265,03										
DANMARK	1907,41 252,66	1999,46 264,85	1960,00 259,63										
DEUTSCHLAND	529,42 267,05	516,50 260,53	512,90 258,71										
FINLAND	1694,00 281,01	1694,00 281,01	1694,00 281,01										
FRANCE	1781,77 266,42	1748,79 261,49	1750,00 261,67										
IRELAND	197,00 252,50	197,21 250,02	198,00 248,79										
NEDERLAND	616,94 276,31	602,86 270,00	600,00 268,71										
OSTERREICH	3636,45 260,70	3608,57 258,70	3636,12 260,67										
PORTUGAL													
SVERIGE	2209,80 254,59	2166,14 247,43	2224,19 252,94										
UNITED KINGDOM	212,00 304,71	210,57 302,66	210,00 301,83										
C. E.	269,03	266,53	266,40										

PG 4 KONCENTRERET MAELK PG 4 KONDENSEMILCH PG 4 CONDENSED MILK PG 4 LECHE COCENTRADA PG 4 LAIT CONDENSE
 PG 4 GECONDENSEERDE MELK LAIT CONDENSE

BELGIQUE/BELGIE	14595,0 356,56												
DANMARK													
DEUTSCHLAND	335,00 168,98	335,00 168,98	335,00 168,98										
ELLAS													
FRANCE													
NEDERLAND	379,00 169,74	379,00 169,74	379,00 169,73										
PORTUGAL													
UNITED KINGDOM	159,00 228,53	159,00 228,53	162,35 233,35										
C. E.	198,54	189,09	189,09										

LAIITTPMIOOM

MN /100 KG ECU/100 KG	J	F	M	A	M	J	J	A	S	O	N	D	1998
PG 5 KONCRETRERET MAELK, SODET PG 5 GESUIK. GECOND. MELK													
PG 5 KONDENSMILCH, GEZUCKERT LAIT CONDENSE SUCRE													
PG 5 SWEETNED COND. MILK PG 5 LECHE CONCENTRADA, AZUCARADA													
BELGIQUE/BELGIE													
DANMARK													
DEUTSCHLAND													
ELLAS													
ESPANA	37582												
FRANCE	224,83												
NEDERLAND	493,00	493,00	493,00										
UNITED KINGDOM	220,80	220,80	220,79										
	211,00	211,00	210,93										
	303,27	303,27	303,18										
C. E.	257,64	262,05	262,05										
PG 6 SMOR PG 6 BURRO													
PG 6 BUTTER PG 6 BOTER													
PG 6 BUTTER 82 % PG 6 MANTEIGA													
PG 6 MANTEQUILLA PG 6 AITOMENH BOHGEIA													
PG 6 BEURRE													
BELGIQUE/BELGIE	14599,7	14060,4	13694,4										
	356,68	343,50	334,56										
DANMARK	2910,00	2910,00	2910,00										
	385,47	385,47	385,47										
DEUTSCHLAND	717,03	705,61	694,45										
	361,69	355,93	350,29										
ELLAS													
ESPANA	59214												
	354,25												
FINLAND	2003,00	2003,00	2003,00										
	332,27	332,27	332,27										
FRANCE	2369,03	2255,00	2210,91										
	354,23	337,18	330,59										
IRELAND	263,00	254,32	254,00										
	337,09	322,43	319,16										
ITALIA	644823	581168	512458										
	326,67	294,42	259,61										
NEDERLAND	780,00	761,07	750,00										
	349,34	340,87	335,89										
OSTERREICH	5027,74	4948,21	4801,61										
	360,45	354,74	344,23										
SVERIGE	3200,00	3244,10	3109,99										
	368,68	370,53	353,68										
UNITED KINGDOM	237,61	223,92	214,96										
	341,52	321,86	308,98										
C. E.	353,33	341,74	328,34										

LAIITTEMIOM													
MN /100 KG ECU/100 KG	J	F	M	A	M	J	J	A	S	O	N	D	1998
PG 7 EMMENTALER PG 7 EMMENTAL 45 % PG 7 EMMENTAL PG 7 EMMENTAL PG 7 EMMENTAL PG 7 EMMENTAL PG 7 EMMENTALER PG 7 EMMENTAL													
DEUTSCHLAND	792,10 399,55	793,07 400,05	794,35 400,68										
ESPAÑA	112499 673,03	112753 674,55	113085 674,97										
FINLAND	2925,06 485,23	2875,71 477,05	2924,77 485,18										
FRANCE	2971,10 444,25	2976,00 444,99	2960,73 442,71										
IRELAND													
OSTERREICH	4800,00 344,12	4800,00 344,12	4800,00 344,11										
C. E.	469,24	455,27	469,94										
PG 8 DANABLU 50 % PG 8 SCHIMMELBILDUNG IM TEIG PG 8 BLUE-VEINED CHEESE PG 8 A PATES PERSILLEE\LA'OW PG 8 GORGONZOLA PG 8 BLAUW GEARDEDE KAAS													
DANMARK	3350,00 443,75	3350,00 443,75	3350,00 443,75										
FRANCE													
ITALIA	625000 316,62	621518 314,86	614167 311,13										
OSTERREICH	6550,00 469,58	6550,00 469,58	6550,00 469,57										
SVERIGE	6667,22 768,14	6757,25 771,83	6662,93 757,74										
UNITED KINGDOM	499,00 717,22	499,00 717,22	499,00 717,22										
C. E.	582,35	543,45	558,75										
CHEDDAR CHEDDAR CHEDDAR CHEDDAR CHEDDAR CHEDDAR CHEDDAR CHEDDAR													
BELGIQUE/BELGIE	12784,4 312,33	12761,1 311,76	12630,2 308,56										
DANMARK													
IRELAND	257,90 330,45	265,00 335,97	256,58 322,40										
NEDERLAND													
SVERIGE	4686,19 539,89	4707,92 537,76	4783,80 544,04										
UNITED KINGDOM	330,00 474,31	330,00 474,31	330,00 474,31										
C. E.	414,25	414,95	411,39										

MN /100 KG ECU/100 KG	J	F	M	A	M	J	J	A	S	O	N	D	1998
GOUDA GOUDA	GOUDA 48 % GOUDA 48 %	GOUDA 48 % GOUDA	GOUDA	GOUDA									
BELGIQUE/BELGIE	12887,7 314,85	12856,8 314,10	12843,4 313,77										
DEUTSCHLAND	626,00 315,77	626,00 315,77	626,00 315,76										
FRANCE													
NEDERLAND	673,00 301,42	673,00 301,42	673,00 301,40										
OSTERREICH	4523,00 324,26	4523,00 324,26	4523,00 324,25										
SVERIGE	2868,00 330,43	3135,85 358,21	2974,00 338,22										
C. E.	317,34	322,75	318,64										
EDAM	EDAM 40 % EDAM 40 %	EDAM 40 %	EDAM	EDAM									
DEUTSCHLAND	645,00 325,35	645,00 325,35	645,00 325,35										
ESPANA	82557 493,90	83498 499,53	83559 498,74										
FINLAND	2233,35 370,48	2235,60 370,86	2239,58 371,52										
IRELAND													
NEDERLAND	713,00 319,34	713,00 319,34	713,00 319,32										
OSTERREICH	4523,00 324,26	4523,00 324,26	4523,00 324,25										
SVERIGE	3395,64 391,21	3401,67 388,55	3481,00 395,88										
C. E.	370,76	362,94											
MOZARELLA MOZARELLA	MOZARELLA	-	MOZARELLE										
BELGIQUE/BELGIE													
DANMARK													
ITALIA	747500 378,68	747500 378,68	747500 378,68										
DAMBO, SAMSD, SVENBO	DAMBO, SAMSD, SVENBO 45 %	DAMBO, SAMSD, SVENBO	DAMBO, SAMSD, SVENBO										
DANMARK	2735,00 362,29	2735,00 362,29	2735,00 362,29										

LAITTEMIÖM

MN /100 KG ECU/100 KG	J	F	M	A	M	J	J	A	S	O	N	D	1998
--------------------------	---	---	---	---	---	---	---	---	---	---	---	---	------

DAMBO, SAMSO, SVENBO 45 % DAMBO, SAMSO, SVENBO DAMBO, SAMSO, SVENBO

OSTERREICH	5000,00	5000,00	5000,00										
	358,46	358,46	358,45										
C.E.	360,13	360,37											

HAVARTI 45 % TILSIT 45 % TILSIT

DANMARK	2735,00	2735,00	2735,00										
	362,29	362,29	362,29										
DEUTSCHLAND	738,00	738,00	738,00										
	372,27	372,27	372,26										
FINLAND	2685,32	2692,35	2681,61										
	445,46	446,63	444,85										
SVERIGE	4450,00	4450,00	4450,00										
	512,69	508,29	506,08										
C.E.	425,75	422,62											

BUTTERKAESE 45 % BUTTERKASE

DEUTSCHLAND	688,00	688,00	688,00										
	347,04	347,04	347,04										
OSTERREICH	5550,00	5550,00	5550,00										
	397,89	397,89	397,88										
C.E.	372,47	372,47											

MANCHEGO MANCHEGO MANCHEGO

ESPANA	169070	169246	169670										
	1011,46	1012,52	1012,71										
C.E.	1011,50	1012,46											

KASSERI KASSERI
KASSERI KASSERI

ELLAS													
-------	--	--	--	--	--	--	--	--	--	--	--	--	--

ESROM 45 % ESROM ESROM

DANMARK	3075,00	3075,00	3075,00										
	407,33	407,33	407,33										
C.E.	407,33												

LAITTIPIIOM													
MN /100 KG ECU/100 KG	J	F	M	A	M	J	J	A	S	O	N	D	1998
RICCOTA SALEE													
RICCOTA SALATA													
ITALIA	475000 240,63	475000 240,63	475000 240,63										
FETA FETA	FETA FETA	FETA FETA	FETA FETA	FETA FETA	FETA								
DANMARK													
ELLAS													
PG 12 KASEINATER PG 12 LATTOSIO	PG 12 CASEIN PG 12 LACTOSE	PG 12 LACTOSE PG 12 LACTOSE	PG 12 LATOSA PG 12 FAKTOZN	PG 12 LACTOSE									
FINLAND	491,00 81,45	491,00 81,45	491,00 81,45										
FRANCE	403,26 60,29	403,43 60,32	403,41 60,32										
IRELAND													
NEDERLAND	160,00 71,66	160,00 71,66	160,00 71,65										
SVERIGE													
UNITED KINGDOM	55,00 79,05	52,85 75,97	51,87 74,55										
C. E.	73,11	72,35	72,10										

LAIITTPMIOOH

MN /100 KG ECU/100 KG	29/12 1997	05/01 1998	12/01 1998	19/01 1998	26/01 1998	02/02 1998	09/02 1998	16/02 1998	23/02 1998	02/03 1998	09/03 1998	16/03 1998	23/03 1998
--------------------------	---------------	---------------	---------------	---------------	---------------	---------------	---------------	---------------	---------------	---------------	---------------	---------------	---------------

PG 1 VALLEPULVER WEIPOEOER	SUESSMOLKENPULVER SORO DE LEITE	POWDERED WHEY	LACTOSERUM EN POWDRE										
BELGIQUE/BELGIE													
DANMARK		420,00 55,63	430,00 56,96	440,00 58,28	430,00 56,96	410,00 54,31	390,00 51,66	370,00 49,01	350,00 46,36				
DEUTSCHLAND	126,00 63,55	126,00 63,55	125,00 63,05	117,00 59,01	110,00 55,48	105,00 52,96	103,00 51,95	97,00 48,93	92,00 46,40	89,00 44,89	92,00 46,40	93,00 46,91	93,00 46,91
FINLAND	406,00 67,35	406,00 67,35	406,00 67,35	406,00 67,35	406,00 67,35	406,00 67,35	406,00 67,35	406,00 67,35	406,00 67,35	406,00 67,35	406,00 67,35	406,00 67,35	406,00 67,35
FRANCE	408,00 61,00	404,00 60,40	410,00 61,30	358,00 53,53	358,00 53,53	352,00 52,63	309,00 46,20	290,00 43,36	290,00 43,36	300,00 44,85	300,00 44,85	302,00 45,15	
IRELAND													
NEDERLAND	135,00 60,46	140,00 62,70	140,00 62,70	137,00 61,36	130,00 58,22	125,00 55,98	120,00 53,74	110,00 49,26	105,00 47,02	103,00 46,13	105,00 47,02	105,00 47,02	105,00 47,02
SVERIGE	531,00 61,36	370,00 42,64	383,00 44,09	370,00 42,60	420,00 48,33	442,00 50,72	455,00 52,01	495,00 56,38	386,00 43,89	459,00 52,20	425,00 48,33	432,00 49,13	408,00 46,40
UNITED KINGDOM	35,00 50,30	42,00 60,36	42,00 60,36	42,00 60,36	42,00 60,36	42,00 60,36	40,00 57,49	40,00 57,49	40,00 57,49	40,00 57,49	40,00 57,49	40,00 57,49	40,00 57,49
C.E.	60,68	58,95	59,41	57,50	57,18	56,33	54,34	53,11	50,27	52,15			

PG 2 SKM.MAELKSPULVER	MAGERMILCHPULVER	SKIMMED MILK POWDERED	LECHE DESNATADA EN POLVO	POUDRE DE LAIT	MAGERE MELKPOEDER
-----------------------	------------------	-----------------------	--------------------------	----------------	-------------------

BELGIQUE/BELGIE	8825,0 215,60	8760,0 214,01	8700,0 212,54	8665,0 211,69	8595,0 209,98	8630,0 210,83	8555,0 209,00	8470,0 206,92	8495,0 207,53	8475,0 207,05	8460,0 206,68	8445,0 206,31	8450,0 206,43
DANMARK		1625,00 215,25	1650,00 218,56	1620,00 214,59	1660,00 219,89	1650,00 218,56	1670,00 221,21	1640,00 217,24	1650,00 218,56				
DEUTSCHLAND	420,00 211,86	420,00 211,86	419,00 211,35	415,00 209,33	412,00 207,82	412,00 207,82	407,00 205,30	406,00 204,79	403,00 203,28	403,00 203,28	404,00 203,79	404,00 203,79	404,00 203,79
ESPANA	35500 212,38		35700 213,57										
FINLAND	1464,00 242,86	1412,00 234,23	1464,00 242,86	1425,00 236,39	1431,00 237,38	1360,00 225,60	1435,00 238,05	1440,00 238,88	1437,00 238,38	1439,00 238,71	1371,00 227,43	1430,00 237,22	1451,00 240,70
FRANCE	1415,00 211,58	1418,00 212,03	1416,00 211,73	1390,00 207,84	1388,00 207,54	1367,00 204,40	1364,00 203,95	1367,00 204,40	1360,00 203,35	1362,00 203,65	1355,00 202,61	1355,00 202,61	
IRELAND	152,00 199,57	152,00 195,99	157,00 199,83	157,00 199,83	157,00 199,83	157,00 199,83	157,00 199,83	157,00 198,57	158,00 198,89	158,00 198,89	158,00 198,51	158,00 198,36	158,00 198,36
NEDERLAND	479,00 214,53	476,00 213,19	476,00 213,19	472,00 211,40	471,00 210,95	471,00 210,95	466,00 208,71	462,00 206,92	460,00 206,02	455,00 203,78	455,00 203,78	455,00 203,78	455,00 203,77
OSTERREICH	2950,00 211,49	2925,00 209,70	2925,00 209,70	2925,00 209,70	2925,00 209,70	2925,00 209,70	2880,00 206,47	2880,00 206,47	2880,00 206,47	2880,00 206,47	2880,00 206,47	2850,00 204,32	2850,00 204,32
PORTUGAL													
SVERIGE	1957,00 226,17	1956,00 225,45	1878,00 216,23	1959,00 225,55	1887,00 217,16	1813,00 208,04	1878,00 214,68	1866,00 212,54	1852,00 210,62	1923,00 218,69	1818,00 206,75	1824,00 207,43	1824,00 207,43
UNITED KINGDOM	157,00 225,66	157,00 225,66	157,00 225,66	157,00 225,66	157,00 225,66	157,00 225,66	157,00 225,66	157,00 225,66	157,00 225,66	157,00 225,66	157,00 225,66	157,00 225,66	157,00 225,66
C.E.	217,17	215,74	215,93	215,20	214,60	212,14	213,29	212,24	211,88	211,80			

LAIITTPMIOOH

MN /100 KG ECU/100 KG	30/03 1998	06/04 1998	13/04 1998	20/04 1998									
PG 1 VALLEPULVER WEIPOEER	SUESSMOLKENPULVER SORO DE LEITE	POWDERED WHEY	LACTOSERUM EN POWDRE										
BELGIQUE/BELGIE													
DANMARK													
DEUTSCHLAND	91,00 45,88	90,00 45,36	89,00 44,86	99,00 49,90									
FINLAND	406,00 67,35	406,00 67,35	406,00 67,35										
FRANCE													
IRELAND													
NEDERLAND	100,00 44,75	100,00 44,72	103,00 46,06	108,00 48,30									
SVERIGE	422,00 47,99	449,00 51,06	470,00 53,45										
UNITED KINGDOM	37,00 53,18	37,00 53,18	37,00 53,18	37,00 53,18									
C. E.													
PG 2 SKM.MAELKSPULVER	MAGERMILCHPULVER	SKIMMED MILK POWDERED	LECHE DESNATADA EN POLVO	POUDRE DE LAIT	MAGERE MELKPOEER								
BELGIQUE/BELGIE	8465,0 206,80	8435,0 206,07	8380,0 204,72										
DANMARK													
DEUTSCHLAND	403,00 203,22	403,00 203,13	402,00 202,63	402,00 202,63									
ESPANA													
FINLAND	1480,00 245,51	1417,00 235,06	1371,00 227,43										
FRANCE													
IRELAND	158,00 198,36	159,00 199,61	159,00 199,61										
NEDERLAND	455,00 203,65	455,00 203,49	455,00 203,49	455,00 203,49									
OSTERREICH	2850,00 204,26	2850,00 204,19	2850,00 204,19										
PORTUGAL													
SVERIGE	1912,00 217,44	1931,00 219,60	1814,00 206,29										
UNITED KINGDOM	150,00 215,59	150,00 215,59	150,00 215,59	150,00 215,59									
C. E.													

LAIITTEMIOOH

MN /100 KG ECU/100 KG	29/12 1997	05/01 1998	12/01 1998	19/01 1998	26/01 1998	02/02 1998	09/02 1998	16/02 1998	23/02 1998	02/03 1998	09/03 1998	16/03 1998	23/03 1998
PG 3 SODMAELKPUVLVER PG 3 VOLLMILCHPULVER PG 3 WHOLE MILK POWDERED PG 3 LECHE ENTERA EN POLVO PG 3 POU PG 3 VOLLE MELKPOEDER PG 3 LEITE EM PO INTEIRO													
BELGIQUE/BELGIE	11185,0 273,25	11175,0 273,01	11125,0 271,79	11105,0 271,30	11065,0 270,32	11070,0 270,44	11025,0 269,34	10945,0 267,39	10920,0 266,78	10895,0 266,17	10835,0 264,70	10825,0 264,46	10840,0 264,82
DANMARK		1900,00 251,68	1850,00 245,06	1850,00 245,06	2050,00 271,55	2025,00 268,24	2010,00 266,25	1990,00 263,60	1960,00 259,63				
DEUTSCHLAND	532,00 268,35	532,00 268,35	531,00 267,85	531,00 267,85	521,00 262,80	517,00 260,79	517,00 260,79	517,00 260,79	514,00 259,27	513,00 258,77	513,00 258,77	513,00 258,77	513,00 258,77
FINLAND	1694,00 281,01	1694,00 281,01	1694,00 281,01	1694,00 281,01	1694,00 281,01	1694,00 281,01	1694,00 281,01	1694,00 281,01	1694,00 281,01	1694,00 281,01	1694,00 281,01	1694,00 281,01	1694,00 281,01
FRANCE	1790,00 267,65	1790,00 267,65	1790,00 267,65	1775,00 265,41	1765,00 263,91	1751,00 261,82	1746,00 261,07	1746,00 261,07	1750,00 261,67	1750,00 261,67	1755,00 262,42	1745,00 260,92	
IRELAND	197,00 258,65	197,00 254,01	197,00 250,74	197,00 250,74	197,00 250,74	197,00 250,74	197,00 250,74	197,00 249,16	198,00 249,24	198,00 249,24	198,00 248,77	198,00 248,58	198,00 248,58
NEDERLAND	620,00 277,68	620,00 277,68	620,00 277,68	615,00 275,44	610,00 273,20	605,00 270,96	605,00 270,96	600,00 268,72	600,00 268,72	600,00 268,72	600,00 268,72	600,00 268,72	600,00 268,71
OSTERREICH	3680,00 263,82	3630,00 260,24	3630,00 260,24	3630,00 260,24	3630,00 260,24	3630,00 260,24	3600,00 258,09	3600,00 258,09	3600,00 258,09	3600,00 258,09	3600,00 258,09	3670,00 263,11	3670,00 263,11
PORTUGAL													
SVERIGE	2200,00 254,25	2200,00 253,57	2211,00 254,57	2211,00 254,57	2225,00 256,06	2225,00 255,32	2118,00 242,12	2118,00 241,24	2200,00 250,19	2225,00 253,04	2225,00 253,04	2225,00 253,04	2225,00 253,04
UNITED KINGDOM	212,00 304,71	212,00 304,71	212,00 304,71	212,00 304,71	212,00 304,71	212,00 304,71	210,00 301,83	210,00 301,83	210,00 301,83	210,00 301,83	210,00 301,83	210,00 301,83	210,00 301,83
C. E.	272,16	269,20	268,13	267,64	269,46	268,43	266,22	265,29	265,64	266,50			
PG 4 KONCENTRERET MAELK PG 4 KONDENSMILCH PG 4 CONDENSED MILK PG 4 LECHE COCENTRADA PG 4 LAIT CONDENS PG 4 GECONDENSEERDE MELK LAIT CONDENSE													
BELGIQUE/BELGIE			14595,0 356,56										
DANMARK													
DEUTSCHLAND	335,00 168,98	335,00 168,98	335,00 168,98	335,00 168,98	335,00 168,98	335,00 168,98	335,00 168,98	335,00 168,98	335,00 168,98	335,00 168,98	335,00 168,98	335,00 168,98	335,00 168,98
ELLAS													
FRANCE													
NEDERLAND	379,00 169,74	379,00 169,74	379,00 169,74	379,00 169,74	379,00 169,74	379,00 169,74	379,00 169,74	379,00 169,74	379,00 169,74	379,00 169,74	379,00 169,74	379,00 169,74	379,00 169,73
PORTUGAL													
UNITED KINGDOM	159,00 228,53	159,00 228,53	159,00 228,53	159,00 228,53	159,00 228,53	159,00 228,53	159,00 228,53	159,00 228,53	159,00 228,53	159,00 228,53	159,00 228,53	159,00 228,53	159,00 228,53
C. E.	189,09	189,09	230,96	189,09	189,09	189,09	189,09	189,09	189,09	189,09			

LAIITTPMIOOH

MN /100 KG ECU/100 KG	30/03 1998	06/04 1998	13/04 1998	20/04 1998										
PG 3 SODMAELKPULVER PG 3 VOLLMILCHPULVER PG 3 WHOLE MILK POWDERED PG 3 LECHE ENTERA EN POLVO PG 3 POU PG 3 VOLLE MELKPOEDER PG 3 LEITE EM PO INTEIRO														
BELGIQUE/BELGIE	10810,0 264,09	10770,0 263,11	10780,0 263,36											
DANMARK														
DEUTSCHLAND	511,00 257,68	508,00 256,06	507,00 255,55	507,00 255,55										
FINLAND	1694,00 281,01	1694,00 281,01	1694,00 281,01											
FRANCE														
IRELAND	198,00 248,58	198,00 248,58	198,00 248,58											
NEDERLAND	600,00 268,55	600,00 268,34	600,00 268,34	600,00 268,34										
OSTERREICH	3670,00 263,03	3670,00 262,93	3670,00 262,93											
PORTUGAL														
SVERIGE	2225,00 253,04	2225,00 253,04	2225,00 253,04											
UNITED KINGDOM	210,00 301,83	210,00 301,83	210,00 301,83	210,00 301,83										
C. E.														
PG 4 KONCENTRERET MAELK PG 4 KONDENSMILCH PG 4 CONDENSED MILK PG 4 LECHE COCENTRADA PG 4 LAIT CONDENS PG 4 GECONDENSEERDE MELK LAIT CONDENSE														
BELGIQUE/BELGIE														
DANMARK														
DEUTSCHLAND	335,00 168,93	335,00 168,85	335,00 168,85	335,00 168,85										
ELLAS														
FRANCE														
NEDERLAND	379,00 169,63	379,00 169,50	379,00 169,50	379,00 169,50										
PORTUGAL														
UNITED KINGDOM	211,00 303,27	211,00 303,27	159,00 228,53	159,00 228,53										
C. E.														

LAITTPMIOH

MN /100 KG ECU/100 KG	29/12 1997	05/01 1998	12/01 1998	19/01 1998	26/01 1998	02/02 1998	09/02 1998	16/02 1998	23/02 1998	02/03 1998	09/03 1998	16/03 1998	23/03 1998
--------------------------	---------------	---------------	---------------	---------------	---------------	---------------	---------------	---------------	---------------	---------------	---------------	---------------	---------------

PG 5 KONCETRERET MAELK, SODET PG 5 KONDENSMILCH, GEZUCKERT PG 5 SWEETENED COND. MILK PG 5 LECHE CONCENTRADA, AZUCARADA
PG 5 GESUIK. GECOND. MELK LAIT CONDENSE SUCRE

BELGIQUE/BELGIE													
DANMARK													
DEUTSCHLAND													
ELLAS													
ESPANA	37495 224,31		37632 225,13										
FRANCE													
NEDERLAND	493,00 220,80	493,00 220,80	493,00 220,80	493,00 220,80	493,00 220,80	493,00 220,80	493,00 220,80	493,00 220,80	493,00 220,80	493,00 220,80	493,00 220,80	493,00 220,80	493,00 220,79
UNITED KINGDOM	211,00 303,27	211,00 303,27	211,00 303,27	211,00 303,27	211,00 303,27	211,00 303,27	211,00 303,27	211,00 303,27	211,00 303,27	211,00 303,27	211,00 303,27	211,00 303,27	211,00 303,27
C. E.	249,47	262,05	249,74	262,05	262,05	262,05	262,05	262,05	262,05	262,05	262,05	262,05	

PG 6 SMOR PG 6 BUTTER PG 6 BUTTER 82 % PG 6 MANTEQUILLA PG 6 BEURRE
PG 6 BURRO PG 6 BOTER PG 6 MANTEIGA PG 6 AITOMENH BOHGEIA

BELGIQUE/BELGIE	14820,0 362,06	14775,0 360,96	14595,0 356,56	14500,0 354,24	14370,0 351,06	14300,0 349,35	14100,0 344,47	13930,0 340,32	13835,0 337,99	13735,0 335,55	13690,0 334,45	13665,0 333,84	13670,0 333,96
DANMARK		2910,00 385,47	2910,00 385,47	2910,00 385,47	2910,00 385,47	2910,00 385,47	2910,00 385,47	2910,00 385,47	2910,00 385,47				
DEUTSCHLAND	718,00 362,18	718,00 362,18	718,00 362,18	718,00 362,18	713,00 359,65	710,00 358,14	705,00 355,62	703,00 354,61	703,00 354,61	698,00 352,09	693,00 349,57	693,00 349,57	693,00 349,57
ELLAS													
ESPANA	60000 358,95		58766 351,57										
FINLAND	2003,00 332,27	2003,00 332,27	2003,00 332,27	2003,00 332,27	2003,00 332,27	2003,00 332,27	2003,00 332,27	2003,00 332,27	2003,00 332,27	2003,00 332,27	2003,00 332,27	2003,00 332,27	2003,00 332,27
FRANCE	2415,00 361,11	2395,00 358,12	2370,00 354,38	2345,00 350,64	2335,00 349,14	2280,00 340,92	2265,00 338,68	2230,00 333,44	2230,00 333,44	2210,00 330,45	2210,00 330,45	2210,00 330,45	
IRELAND	263,00 345,31	263,00 339,11	263,00 334,74	263,00 334,74	263,00 334,74	254,00 323,29	254,00 323,29	254,00 321,26	254,00 319,73	254,00 319,73	254,00 319,13	254,00 318,88	254,00 318,88
ITALIA				653500 331,06	634700 321,54	612200 310,14	590600 299,20	566800 287,14	541800 274,47	520600 263,73	505600 256,13		506800 256,74
NEDERLAND	780,00 349,34	780,00 349,34	780,00 349,34	780,00 349,34	780,00 349,34	770,00 344,86	770,00 344,86	750,00 335,91	750,00 335,91	750,00 335,91	750,00 335,91	750,00 335,91	750,00 335,89
OSTERREICH	5060,00 362,76	5060,00 362,76	5010,00 359,17	5010,00 359,17	5010,00 359,17	5010,00 359,17	5010,00 359,17	4900,00 351,29	4850,00 347,70	4800,00 344,12	4800,00 344,12	4800,00 344,12	4800,00 344,12
SVERIGE	3200,00 369,83	3200,00 368,84	3200,00 368,44	3200,00 368,44	3200,00 368,27	3200,00 367,21	3200,00 365,81	3295,00 375,31	3295,00 374,72	3035,00 345,15	3035,00 345,15	3330,00 378,70	3035,00 345,15
UNITED KINGDOM	245,00 352,14	238,00 342,08	236,00 339,21	236,00 339,21	236,00 339,21	236,00 339,21	220,00 316,21	220,00 316,21	217,00 311,90	217,00 311,90	217,00 311,90	217,00 311,90	210,00 301,83
C. E.	355,60	356,12	353,94	351,53	349,99	346,37	342,28	339,38	337,11	327,09			

LAIITTPMIOOH

MN /100 KG ECU/100 KG	30/03 1998	06/04 1998	13/04 1998	20/04 1998										
PG 5 KONCETRERET MAELK, SODET PG 5 GESUIK.GECOND.MELK		PG 5 KONDESMILCH,GEZUCKERT LAIT CONDENSE SUCRE		PG 5 SWEETNED COND.MILK		PG 5 LECHE CDNCTRADA,AZUCARADA								
BELGIQUE/BELGIE														
DANMARK														
DEUTSCHLAND														
ELLAS														
ESPANA														
FRANCE														
NEDERLAND	493,00 220,66	493,00 220,49	493,00 220,49	493,00 220,49										
UNITED KINGDOM	210,00 301,83	210,00 301,83	211,00 303,27	211,00 303,27										
C.E.														
PG 6 SMOR PG 6 BURRO		PG 6 BUTTER PG 6 BOTER		PG 6 BUTTER 82 % PG 6 MANTEIGA		PG 6 MANTEQUILLA PG 6 AITOMENH BOHOEIA		PG 6 BEURRE						
BELGIQUE/BELGIE	13685,0 334,33	13645,0 333,35	13625,0 332,86											
DANMARK														
DEUTSCHLAND	693,00 349,45	693,00 349,31	693,00 349,31	693,00 349,31										
ELLAS														
ESPANA														
FINLAND	2003,00 332,27	2003,00 332,27	2003,00 332,27											
FRANCE														
IRELAND	254,00 318,88	254,00 318,88	244,00 306,33											
ITALIA	5131,00 259,93													
NEDERLAND	750,00 335,69	750,00 335,43	750,00 335,43	740,00 330,95										
OSTERREICH	4800,00 344,02	4800,00 343,89	4800,00 343,89											
SVERIGE	3035,00 345,15	3035,00 345,15	3325,00 378,13											
UNITED KINGDOM	210,00 301,83	210,00 301,83	210,00 301,83	205,00 294,65										
C.E.														

LAIITTPMIOOH													
MN /100 KG ECU/100 KG	29/12 1997	05/01 1998	12/01 1998	19/01 1998	26/01 1998	02/02 1998	09/02 1998	16/02 1998	23/02 1998	02/03 1998	09/03 1998	16/03 1998	23/03 1998
	PG 7 EMMENTALER PG 7 EMMENTAL		PG 7 EMMENTAL 45 % PG 7 EMMENTALER		PG 7 EMMENTAL PG 7 EMMENTAL		PG 7 EMMENTAL		PG 7 EMMENTAL				
DEUTSCHLAND	790,00 398,50	790,00 398,50	790,00 398,50	795,00 401,02	795,00 401,02	793,00 400,01	793,00 400,01	793,00 400,01	793,00 400,01	793,00 400,01	795,00 401,02	795,00 401,02	795,00 401,02
ESPAÑA	112499 673,03	112499 673,03	112499 673,03	112499 673,03	112499 673,03		112499 673,03	112884 675,33	112941 675,67	112941 675,67	112941 674,60		113326 674,84
FINLAND	2980,00 494,34	2924,00 485,05	2933,00 486,55	2892,00 479,75	2919,00 484,23	2887,00 478,92	2828,00 469,13	2868,00 475,77	2920,00 484,39	2938,00 487,38	2922,00 484,72	2922,00 484,72	2920,00 484,39
FRANCE	2938,00 439,31	2976,00 444,99	2976,00 444,99	2976,00 444,99	2976,00 444,99	2976,00 444,99	2976,00 444,99	2976,00 444,99	2976,00 444,99	2960,00 442,60	2960,00 442,60	2960,00 442,60	2960,00 442,60
IRELAND													
OSTERREICH	4800,00 344,12	4800,00 344,12	4800,00 344,12	4800,00 344,12	4800,00 344,12	4800,00 344,12	4800,00 344,12	4800,00 344,12	4800,00 344,12	4800,00 344,12	4800,00 344,12	4800,00 344,12	4800,00 344,12
C.E.	469,86	469,14	469,44	468,58	469,48	417,01	466,25	468,04	469,84	469,95			
	PG 8 DANABLU 50 % PG 8 GDRGONZOLA		PG 8 SCHIMMELBILDUNG IM TEIG PG 8 BLAUW GEARDEDE KAAS		PG 8 BLUE-VEINED CHEESE			PG 8 A PATES PERSILLEE\LA'QW					
DANMARK		3350,00 443,75	3350,00 443,75	3350,00 443,75	3350,00 443,75	3350,00 443,75	3350,00 443,75	3350,00 443,75	3350,00 443,75	3350,00 443,75			
FRANCE													
ITALIA				625000 316,62	625000 316,62	622500 315,36	622500 315,36	622500 315,36	617500 312,82	617500 312,82	612500 310,29		612500 310,29
OSTERREICH	6550,00 469,58	6550,00 469,58	6550,00 469,58	6550,00 469,58	6550,00 469,58	6550,00 469,58	6550,00 469,58	6550,00 469,58	6550,00 469,58	6550,00 469,58	6550,00 469,58	6550,00 469,58	6550,00 469,58
SVERIGE	6470,00 747,75	6660,00 767,65	6718,00 773,51	6728,00 774,66	6677,00 768,42	6765,00 776,31	6737,00 770,14	6814,00 776,14	6719,00 764,12	6553,00 745,24	6670,00 758,55	6784,00 771,51	6617,00 752,52
UNITED KINGDOM	499,00 717,22	499,00 717,22	499,00 717,22	499,00 717,22	499,00 717,22	499,00 717,22	499,00 717,22	499,00 717,22	499,00 717,22	499,00 717,22	499,00 717,22	499,00 717,22	499,00 717,22
C.E.	644,86	599,56	601,02	544,37	543,13	544,45	543,22	544,42	541,50	561,22			
	CHEDDAR CHEDDAR		CHEDDAR CHEDDAR		CHEDDAR			CHEDDAR					
BELGIQUE/BELGIE	12810,0 312,95	12810,0 312,95	12790,0 312,46	12785,0 312,34	12730,0 311,00	12755,0 311,61	12755,0 311,61	12770,0 311,98	12770,0 311,98	12705,0 310,39	12640,0 308,80	12585,0 307,46	12585,0 307,46
DANMARK													
IRELAND	245,00 321,68	245,00 315,90	265,00 337,29	265,00 337,29	265,00 337,29	265,00 337,29	265,00 337,29	265,00 335,17	265,00 333,58	257,00 323,51	254,00 319,13	257,00 322,65	257,00 322,65
NEDERLAND													
SVERIGE	4202,00 485,63	4956,00 571,24	4653,00 535,74	4777,00 550,02	4627,00 532,49	4750,00 545,08	4770,00 545,28	4611,00 525,21	4713,00 535,99	4712,00 535,87	4867,00 553,50	4788,00 544,52	4798,00 545,65
UNITED KINGDOM	330,00 474,31	330,00 474,31	330,00 474,31	330,00 474,31	330,00 474,31	330,00 474,31	330,00 474,31	330,00 474,31	330,00 474,31	330,00 474,31	330,00 474,31	330,00 474,31	330,00 474,31
C.E.	398,65	418,61	414,96	418,50	413,78	417,08	417,13	411,67	413,97	411,02			

LAITTPMIOH												
MN /100 KG ECU/100 KG	30/03 1998	06/04 1998	13/04 1998	20/04 1998								
PG 7 EMMENTALER PG 7 EMMENTAL 45 % PG 7 EMMENTAL PG 7 EMMENTAL PG 7 EMMENTAL PG 7 EMMENTAL PG 7 EMMENTALER PG 7 EMMENTAL												
DEUTSCHLAND	793,00 399,88	793,00 399,71	793,00 399,71	795,00 400,72								
ESPANA	113326 673,99	113326 673,21	113326 673,21									
FINLAND	2917,00 483,89	2857,00 473,94	2870,00 476,10									
FRANCE												
IRELAND												
OSTERREICH	4800,00 344,02	4800,00 343,89	4800,00 343,89									
C. E.												
PG 8 DANABLU 50 % PG 8 SCHIMMELBILDUNG IM TEIG PG 8 BLUE-VEINED CHEESE PG 8 A PATES PERSILLEE\LA'QH PG 8 GDRGNZOLA PG 8 BLAUW GEARDERDE KAAS												
DANMARK												
FRANCE												
ITALIA	612500 310,29											
OSTERREICH	6550,00 469,45	6550,00 469,27	6550,00 469,27									
SVERIGE	6732,00 765,60	6625,00 753,43	5903,00 671,32									
UNITED KINGDOM	499,00 717,22	499,00 717,22	499,00 717,22	499,00 717,22								
C. E.												
CHEDDAR CHEDDAR CHEDDAR CHEDDAR CHEDDAR CHEDDAR CHEDDAR CHEDDAR CHEDDAR CHEDDAR												
BELGIQUE/BELGIE	12580,0 307,33	12550,0 306,60	12420,0 303,42									
DANMARK												
IRELAND	257,00 322,65	258,00 323,90	258,00 323,90									
NEDERLAND												
SVERIGE	4715,00 536,21	4673,00 531,44	4873,00 554,18									
UNITED KINGDOM	330,00 474,31	330,00 474,31	330,00 474,31	330,00 474,31								
C. E.												

LAIITTPMIOOH

MN /100 KG ECU/100 KG	29/12 1997	05/01 1998	12/01 1998	19/01 1998	26/01 1998	02/02 1998	09/02 1998	16/02 1998	23/02 1998	02/03 1998	09/03 1998	16/03 1998	23/03 1998
GOUDA GOUDA	GOUDA 48 % GOUDA 48 %	GOUDA 48 % GOUDA	GOUDA	GOUDA	GOUDA	GOUDA	GOUDA	GOUDA	GOUDA	GOUDA	GOUDA	GOUDA	GOUDA
BELGIQUE/BELGIE	12905,0 315,27	12870,0 314,42	12895,0 315,03	12895,0 315,03	12880,0 314,66	12880,0 314,66	12880,0 314,66	12830,0 313,44	12830,0 313,44	12835,0 313,56	12850,0 313,93	12845,0 313,81	12845,0 313,81
DEUTSCHLAND	626,00 315,77	626,00 315,77	626,00 315,77	626,00 315,77	626,00 315,77	626,00 315,77	626,00 315,77	626,00 315,77	626,00 315,77	626,00 315,77	626,00 315,77	626,00 315,77	626,00 315,77
FRANCE													
NEDERLAND	673,00 301,42	673,00 301,42	673,00 301,42	673,00 301,42	673,00 301,42	673,00 301,42	673,00 301,42	673,00 301,42	673,00 301,42	673,00 301,42	673,00 301,42	673,00 301,42	673,00 301,41
OSTERREICH	4523,00 324,26	4523,00 324,26	4523,00 324,26	4523,00 324,26	4523,00 324,26	4523,00 324,26	4523,00 324,26	4523,00 324,26	4523,00 324,26	4523,00 324,26	4523,00 324,26	4523,00 324,26	4523,00 324,26
SVERIGE	2974,00 343,71	2974,00 342,79	2974,00 342,42	2328,00 268,04	3180,00 365,97	3180,00 364,91	3180,00 363,52	3180,00 362,21	2974,00 338,22	2974,00 338,22	2974,00 338,22	2974,00 338,22	2974,00 338,22
C. E.	320,09	319,73	319,78	304,91	324,42	324,21	323,93	323,42	318,63	318,65			
EDAM EDAM	EDAM 40 % EDAM 40 %	EDAM 40 % EDAM	EDAM	EDAM	EDAM	EDAM	EDAM	EDAM	EDAM	EDAM	EDAM	EDAM	EDAM
DEUTSCHLAND	645,00 325,35	645,00 325,35	645,00 325,35	645,00 325,35	645,00 325,35	645,00 325,35	645,00 325,35	645,00 325,35	645,00 325,35	645,00 325,35	645,00 325,35	645,00 325,35	645,00 325,35
ESPAÑA	82352 492,67	82352 492,67	82358 492,71	82358 492,71	83401 498,95		83401 498,95	83559 499,89	83559 499,89	83559 499,89	83559 499,10		83559 497,58
FINLAND	2181,00 361,80	2291,00 380,06	2197,00 364,45	2214,00 367,27	2266,00 375,90	2231,00 370,09	2238,00 371,26	2216,00 367,61	2256,00 374,24	2248,00 372,91	2274,00 377,23	2228,00 369,60	2217,00 367,77
IRELAND													
NEDERLAND	713,00 319,34	713,00 319,34	713,00 319,34	713,00 319,34	713,00 319,34	713,00 319,34	713,00 319,34	713,00 319,34	713,00 319,34	713,00 319,34	713,00 319,34	713,00 319,34	713,00 319,32
OSTERREICH	4523,00 324,26	4523,00 324,26	4523,00 324,26	4523,00 324,26	4523,00 324,26	4523,00 324,26	4523,00 324,26	4523,00 324,26	4523,00 324,26	4523,00 324,26	4523,00 324,26	4523,00 324,26	4523,00 324,26
SVERIGE	3309,00 382,42	3439,00 396,39	3436,00 395,62	3344,00 385,02	3416,00 393,13	3452,00 396,13	3293,00 376,44	3426,00 390,23	3439,00 391,10	3447,00 392,01	3455,00 392,92	3509,00 399,06	3515,00 399,74
C. E.	367,64	373,01	370,29	369,00	372,82	347,03	369,26	371,11					
MOZARELLA MOZARELLA		MOZARELLA		MOZARELLE									
BELGIQUE/BELGIE													
DANMARK													
ITALIA				747500 378,68	747500 378,68	747500 378,68	747500 378,68	747500 378,68	747500 378,68	747500 378,68	747500 378,68	747500 378,68	747500 378,68
DAMBO, SAMSO, SVENBO DAMBO, SAMSO, SVENBO		DAMBO, SAMSO, SVENBO 45 %	DAMBO, SAMSO, SVENBO	DAMBO, SAMSO, SVENBO	DAMBO, SAMSO, SVENBO	DAMBO, SAMSO, SVENBO	DAMBO, SAMSO, SVENBO	DAMBO, SAMSO, SVENBO	DAMBO, SAMSO, SVENBO	DAMBO, SAMSO, SVENBO	DAMBO, SAMSO, SVENBO	DAMBO, SAMSO, SVENBO	DAMBO, SAMSO, SVENBO
DANMARK		2735,00 362,29	2735,00 362,29	2735,00 362,29	2735,00 362,29	2735,00 362,29	2735,00 362,29	2735,00 362,29	2735,00 362,29	2735,00 362,29			

MN /100 KG ECU/100 KG	30/03 1998	06/04 1998	13/04 1998	20/04 1998									
GOUDA GOUDA	GOUDA 48 % GOUDA 48 %	GOUDA 48 % GOUDA	GOUDA 48 % GOUDA	GOUDA GOUDA									
BELGIQUE/BELGIE	12845,0 313,81	12845,0 313,81	12855,0 314,05										
DEUTSCHLAND	626,00 315,67	626,00 315,53	626,00 315,53	626,00 315,53									
FRANCE													
NEDERLAND	673,00 301,23	673,00 300,99	673,00 300,99	673,00 300,99									
OSTERREICH	4523,00 324,17	4523,00 324,05	4523,00 324,05										
SVERIGE	2974,00 338,22	2984,00 339,35	2984,00 339,35										
C. E.													
EDAM	EDAM 40 % EDAM 40 %	EDAM 40 % EDAM 40 %	EDAM	EDAM									
DEUTSCHLAND	645,00 325,25	645,00 325,11	645,00 325,11	645,00 325,11									
ESPANA	83559 496,95	83559 496,38	83559 496,38										
FINLAND	2201,00 365,12	2208,00 366,28	2109,00 349,86										
IRELAND													
NEDERLAND	713,00 319,13	713,00 318,88	713,00 318,88	713,00 318,88									
OSTERREICH	4523,00 324,17	4523,00 324,05	4523,00 324,05										
SVERIGE	3495,00 397,47	3372,00 383,48	3425,00 389,51										
C. E.													
MOZARELLA MOZARELLA		- MOZARELLA	MOZARELLE										
BELGIQUE/BELGIE													
DANMARK													
ITALIA	747500 378,68												
DAMBO, SAMSO, SVENBO	45 %	OAMBO, SAMSO, SVENBO	DAMBO, SAMSO, SVENBO										
DANMARK													

LAIITTPMIOOH

MN /100 KG ECU/100 KG	29/12 1997	05/01 1998	12/01 1998	19/01 1998	26/01 1998	02/02 1998	09/02 1998	16/02 1998	23/02 1998	02/03 1998	09/03 1998	16/03 1998	23/03 1998	
DAMBO, SAMSO, SVENBO 45 %		DAMBO, SAMSO, SVENBO					DAMBO, SAMSO, SVENBO							
OSTERREICH	5000,00 358,46	5000,00 358,46	5000,00 358,46	5000,00 358,46	5000,00 358,46	5000,00 358,46	5000,00 358,46	5000,00 358,46	5000,00 358,46	5000,00 358,46	5000,00 358,46	5000,00 358,46	5000,00 358,46	
C. E.	358,46	360,38	360,38	360,38	360,37	360,37	360,37							
HAVARTI 45 %		TILSIT 45 %			TILSIT									
DANMARK		2735,00 362,29	2735,00 362,29	2735,00 362,29	2735,00 362,29	2735,00 362,29	2735,00 362,29	2735,00 362,29	2735,00 362,29	2735,00 362,29				
DEUTSCHLAND	738,00 372,27	738,00 372,27	738,00 372,27	738,00 372,27	738,00 372,27	738,00 372,27	738,00 372,27	738,00 372,27	738,00 372,27	738,00 372,27	738,00 372,27	738,00 372,27	738,00 372,27	
FINLAND	2649,00 439,44	2684,00 445,24	2688,00 445,91	2693,00 446,73	2699,00 447,73	2694,00 446,90	2683,00 445,08	2696,00 447,23	2696,00 447,23	2720,00 451,21	2706,00 448,89	2663,00 441,76	2645,00 438,77	
SVERIGE	4450,00 514,29	4450,00 512,92	4450,00 512,37	4450,00 512,37	4450,00 512,12	4450,00 510,65	4450,00 508,70	4450,00 506,87	4450,00 506,08	4450,00 506,08	4450,00 506,08	4450,00 506,08	4450,00 506,08	
C. E.	442,00	423,18	423,21	423,42	423,60	423,03	422,08							
BUTTERKAESE 45 %		BUTTERKASE												
DEUTSCHLAND	688,00 347,04	688,00 347,04	688,00 347,04	688,00 347,04	688,00 347,04	688,00 347,04	688,00 347,04	688,00 347,04	688,00 347,04	688,00 347,04	688,00 347,04	688,00 347,04	688,00 347,04	
OSTERREICH	5550,00 397,89	5550,00 397,89	5550,00 397,89	5550,00 397,89	5550,00 397,89	5550,00 397,89	5550,00 397,89	5550,00 397,89	5550,00 397,89	5550,00 397,89	5550,00 397,89	5550,00 397,89	5550,00 397,89	
C. E.	372,47	372,47	372,47	372,47	372,47	372,47	372,47							
MANCHEGO		MANCHEGO		MANCHEGO										
ESPAÑA	169070 1011,46	169070 1011,46	169070 1011,46	169070 1011,46	169070 1011,46		169255 1012,57	169255 1012,57	169255 1012,57	169255 1012,57	169255 1010,96		170363 1014,49	
C. E.	1011,50	1011,50	1011,50	1011,50	1011,50		1012,60							
KASSERI		KASSERI KASSERI			KASSERI									
ELLAS														
ESROM 45 %		ESROM			ESROM									
DANMARK		3075,00 407,33	3075,00 407,33	3075,00 407,33	3075,00 407,33	3075,00 407,33	3075,00 407,33	3075,00 407,33	3075,00 407,33	3075,00 407,33				
C. E.		407,33	407,33	407,33										

LAIITTEMIÖÖH													
MN /100 KG ECU/100 KG	30/03 1998	06/04 1998	13/04 1998	20/04 1998									
DAMBO,SAMSO,SVENBO 45 %		DAMBO,SAMSO,SVENBO			DAMBO,SAMSO,SVENBO								
OSTERREICH C.E.	5000,00 358,36	5000,00 358,22	5000,00 358,22										
HAVARTI 45 %		TILSIT 45 %			TILSIT								
DANMARK DEUTSCHLAND FINLAND SVERIGE C.E.	738,00 372,15 2648,00 439,27 4450,00 506,08	738,00 371,99 2649,00 439,44 4450,00 506,08	738,00 371,99 2684,00 445,24 4450,00 506,08	738,00 371,99									
BUTTERKAESE 45 %		BUTTERKASE											
DEUTSCHLAND OSTERREICH C.E.	688,00 346,93 5550,00 397,78	688,00 346,79 5550,00 397,63	688,00 346,79 5550,00 397,63	688,00 346,79									
MANCHEGO		MANCHEGO			MANCHEGO								
ESPANA C.E.	170363 1013,20	170363 1012,04	170363 1012,04										
KASSERI		KASSERI KASSERI			KASSERI								
ELLAS													
ESROM 45 %		ESROM			ESROM								
DANMARK C.E.													

LAIITTPMIOOH

MN /100 KG ECU/100 KG	29/12 1997	05/01 1998	12/01 1998	19/01 1998	26/01 1998	02/02 1998	09/02 1998	16/02 1998	23/02 1998	02/03 1998	09/03 1998	16/03 1998	23/03 1998
RICCOTA SALEE													
ITALIA				475000 240,63	475000 240,63	475000 240,63	475000 240,63	475000 240,63	475000 240,63	475000 240,63	475000 240,63	475000 240,63	475000 240,63
FETA FETA FETA FETA FETA													
DANMARK													
ELLAS													
PG 12 KASEINATER PG 12 CASEIN PG 12 LACTOSE PG 12 LATOSA PG 12 LACTOSE PG 12 LATTOSIO PG 12 LACTOSE PG 12 LACTOSE PG 12 ΓAKTOZN													
FINLAND	491,00 81,45	491,00 81,45	491,00 81,45	491,00 81,45	491,00 81,45	491,00 81,45	491,00 81,45	491,00 81,45	491,00 81,45	491,00 81,45	491,00 81,45	491,00 81,45	491,00 81,45
FRANCE	405,00 60,55	405,00 60,55	405,00 60,55	405,00 60,55	396,00 59,21	400,00 59,81	405,00 60,55	405,00 60,55	405,00 60,55	405,00 60,55	405,00 60,55	400,00 59,81	
IRELAND													
NEDERLAND	160,00 71,66	160,00 71,66	160,00 71,66	160,00 71,66	160,00 71,66	160,00 71,66	160,00 71,66	160,00 71,66	160,00 71,66	160,00 71,66	160,00 71,66	160,00 71,66	160,00 71,65
SVERIGE													
UNITED KINGDOM	55,00 79,05	55,00 79,05	55,00 79,05	55,00 79,05	55,00 79,05	55,00 79,05	52,00 74,74	52,00 74,74	52,00 74,74	52,00 74,74	52,00 74,74	52,00 74,74	52,00 74,74
C.E.	73,18	73,18	73,18	73,18	72,84	72,99	72,10	72,10	72,10	72,10			

LAIITTEMIÖH													
MN /100 KG ECU/100 KG	30/03 1998	06/04 1998	13/04 1998	20/04 1998									
RICCOTA SALEE													
RICCOTA SALATA													
ITALIA	475000 240,63												
FETA FETA	FETA FETA	FETA FETA	FETA FETA	FETA FETA	FETA								
DANMARK													
ELLAS													
PG 12 KASEINATER PG 12 LATTOSIO	PG 12 CASEIN PG 12 LACTOSE	PG 12 LACTOSE PG 12 LACTOSE	PG 12 LACTOSE PG 12 LACTOSE	PG 12 LATOSA PG 12 ΓΑΚΤΟΖΗ	PG 12 LACTOSE								
FINLAND	491,00 81,45	491,00 81,45	491,00 81,45										
FRANCE													
IRELAND													
NEDERLAND	160,00 71,61	160,00 71,55	160,00 71,55	160,00 71,55									
SVERIGE													
UNITED KINGDOM	50,00 71,86	50,00 71,86	50,00 71,86	50,00 71,86									
C. E.													

FÅREKØD
SCHAF-FLEISCH
SHEEP
VIANDE OVINE
CARNE OVINE
SCHAPEVLEES

MN /100 KG PAB ECU/100 KG PAB	J	F	M	A	M	J	J	A	S	O	N	D	1998
LAM AGNEAUX	LÄMMER AGNELLI	LAMBS SLACHTLAMMEREN	CORDEROS CORDEIRO	APNIA									
BELGIQUE/BELGIE	15719,7 384,044	15282,9 373,371	15410,2 376,482	15875,2 387,841									
DANMARK	2524,23 334,373	2380,74 315,365	2617,13 346,626	2787,19 368,639									
DEUTSCHLAND	777,52 392,206	760,98 383,860	747,39 377,001	735,05 370,546									
ELLAS	121454 389,265		115526 330,356	121177 346,516									
ESPANA	67657 404,765	53049 317,371	52935 315,950	52575 312,423									
FINLAND	1164,58 193,191	1176,49 195,169	1228,45 203,787	1134,15 188,144									
FRANCE	2971,22 444,281	2674,78 399,954	2521,78 377,077	2614,21 390,897									
IRELAND	213,79 274,052	197,06 249,884	200,03 251,336	233,55 293,218									
ITALIA	720377 364,946	681195 345,096	673921 341,412	710589 359,988									
NEDERLAND	889,16 398,241	852,21 381,691	869,52 389,423	900,95 403,026									
OSTERREICH	5301,54 380,080	5297,99 379,826	5325,32 381,778	5380,57 385,532									
PORTUGAL	105402 523,463	92589 458,827	75411 372,770	74335 365,975									
SVERIGE	2478,03 285,502	2725,25 311,239	3130,93 356,069	3327,47 378,420									
GREAT BRITAIN	178,98 257,260	168,09 241,606	193,30 277,844	220,68 317,196									
NORTHERN IRELAND	174,97 251,500	159,25 228,908	165,40 237,745	178,14 256,047									
UNITED KINGDOM	178,63 256,752	167,31 240,483	190,83 274,296	216,91 311,784									
C. E.	340,242	302,275	309,924	331,549									

OVIAGNPMIOOH

MN /100 KG PAB ECU/100 KG PAB	29/12 1997	05/01 1998	12/01 1998	19/01 1998	26/01 1998	02/02 1998	09/02 1998	16/02 1998	23/02 1998	02/03 1998	09/03 1998	16/03 1998	23/03 1998
LAM AGNEAUX	LÄMMER AGNELLI	LAMBS SLACHTLAMMEREN	CORDEROS CORDEIRO	APNIA									
BELGIQUE/BELGIE	15544,0 379,751	15512,0 378,989	15852,0 387,275	15868,0 387,666	15752,0 384,832	15456,0 377,601	15308,0 373,985	15212,0 371,640	15056,0 367,829	15076,0 368,317	15420,0 376,722	15488,0 378,383	15516,0 379,067
DANMARK	2474,95 327,844	2642,38 350,023	2588,38 342,870	2569,18 340,326	2291,98 303,607	2401,78 318,152	2394,58 317,198	2370,33 313,986	2366,98 313,542	2344,18 310,522	2593,18 343,505	2767,58 366,608	2760,98 365,601
DEUTSCHLAND	740,30 373,430	780,84 393,883	771,56 389,201	791,35 399,182	789,27 398,132	783,13 395,037	773,15 389,999	751,72 379,192	727,01 366,727	735,39 370,955	754,04 380,363	752,99 379,830	744,57 375,583
ELLAS	121454 389,265												
ESPANA	77544 463,912	77267 462,259	68900 412,201	61127 365,699	56022 335,159	55263 330,615	52944 316,745	52246 312,568	51029 305,288	51219 306,422	51985 310,511	53625 320,108	55022 327,652
FINLAND	1115,00 184,966	1101,00 182,644	1188,00 197,076	1219,00 202,219	1181,00 195,915	1173,00 194,588	1283,00 212,836	1075,00 178,331	1174,00 194,754	1187,00 196,910	1084,00 179,824	1306,00 216,651	1319,00 218,808
FRANCE	2931,65 438,365	2955,95 441,997	3013,90 450,662	2986,26 446,529	2948,08 440,820	2850,95 426,296	2749,15 411,074	2571,42 384,499	2457,51 367,466	2450,02 366,347	2483,78 371,395	2539,02 379,654	2602,28 389,113
IRELAND	218,69 287,144	211,85 273,166	210,33 267,710	216,08 275,038	214,17 272,606	204,97 260,888	200,14 254,743	194,49 246,004	184,39 232,118	186,03 234,188	196,17 246,476	207,91 261,030	209,52 263,050
ITALIA	736350 373,038	729850 369,745	722750 366,148	713700 361,564	703700 356,497	687950 348,518	682950 345,985	677050 342,996	672350 340,615	670400 339,628	664050 336,411	667700 338,260	684550 346,796
NEDERLAND	886,09 396,864	901,66 403,837	898,86 402,583	879,50 393,912	876,60 392,613	878,83 393,612	862,39 386,249	811,18 363,313	853,10 382,088	847,44 379,553	874,61 391,722	869,58 389,469	881,19 394,649
OSTERREICH	5296,00 379,682	5306,00 380,399	5292,00 379,396	5306,00 380,399	5306,00 380,399	5299,00 379,897	5315,00 381,045	5284,00 378,822	5292,00 379,396	5314,00 380,973	5333,00 382,335	5335,00 382,478	5323,00 381,618
PORTUGAL	108700 541,184	106100 527,182	104500 519,231	105440 523,103	103400 512,668	98300 487,382	95600 473,994	89000 440,876	84800 419,788	78840 390,283	77040 381,070	72100 356,522	71700 353,746
SVERIGE	2526,00 291,935	2414,00 278,246	2427,00 279,445	2522,00 290,383	2529,00 291,050	2586,00 296,754	2684,00 306,824	2784,00 317,108	2900,00 329,805	3084,00 350,731	3058,00 347,774	3146,00 357,782	3235,00 367,904
GREAT BRITAIN	185,77 267,026	187,58 269,626	178,16 256,074	177,90 255,707	166,64 239,518	165,79 238,297	173,93 249,998	167,98 241,445	164,34 236,214	165,32 237,632	189,31 272,113	214,16 307,825	205,23 294,984
NORTHERN IRELAND	183,50 263,763	178,76 256,943	170,91 245,665	170,71 245,375	174,58 250,930	165,57 237,984	164,44 236,363	154,10 221,497	149,30 214,599	153,52 220,664	156,46 224,888	169,14 243,113	183,38 263,581
UNITED KINGDOM	185,58 266,748	186,80 268,504	177,51 255,153	177,26 254,793	167,34 240,528	165,77 238,269	173,09 248,791	166,75 239,680	163,01 234,301	164,28 236,130	186,41 267,934	210,18 302,098	203,29 292,205
C. E.	359,234	357,691	341,364	330,909	316,803	310,695	308,131	297,170	289,154	289,601	305,019	322,465	322,220

MN /100 KG PAB ECU/100 KG PAB	30/03 1998	06/04 1998	13/04 1998										
LAM AGNEAUX	LÄMMER AGNELLI	LAMBS SLACHTLAMMEREN	CORDEROS CORDEIRO	APNIA									
BELGIQUE/BELGIE	16080,0 392,846	15704,0 383,660	15900,0 388,448										
DANMARK	2751,38 364,104	2837,78 375,257	2762,18 365,259										
DEUTSCHLAND	766,63 386,590	744,63 375,332	702,90 354,299										
ELLAS	115526 330,356	120397 344,287	125993 360,288										
ESPAÑA	53496 318,162	53060 315,206	51433 305,542										
FINLAND	1318,00 218,642	1126,00 186,791	1011,00 167,714										
FRANCE	2595,99 388,172	2631,64 393,503	2609,79 390,237										
IRELAND	209,52 263,050	233,75 293,465	250,52 314,520										
ITALIA	706150 357,739	706150 357,739	718200 363,843										
NEDERLAND	896,20 401,132	898,69 401,931	906,61 405,473										
OSTERREICH	5329,00 381,942	5332,00 382,014	5466,00 391,615										
PORTUGAL	77600 382,373	74400 366,173	71940 354,065										
SVERIGE	3249,00 369,496	3354,00 381,437	3357,00 381,778										
GREAT BRITAIN	204,92 294,540	218,79 314,482	233,83 336,093										
NORTHERN IRELAND	170,37 244,887	178,36 256,370	183,46 263,696										
UNITED KINGDOM	201,86 290,146	215,21 309,339	229,37 329,686										
C.E.	321,677	331,502	338,647										

NOTES

NOTES


NOTES

NOTES

ES	=	Mercados agrarios: Precios
DA	=	Landbrugsmarkedet – Priser
DE	=	Agrarmärkte – Preise
GR	=	Γεωργικές αγορές – Τιμές
EN	=	Agricultural markets – Prices
FR	=	Marchés agricoles – Prix
IT	=	Mercati agricoli: Prezzi
NL	=	Landbouwmarkten: Prijzen
PT	=	Mercados agrícolas – Preços
FI	=	Maatalousmarkkinat – Hinnat
SV	=	Jordbruksmarknader – Priser

Prix au Luxembourg, TVA exclue:

abonnement	ECU 122
prix par numéro	ECU 37


 OFICINA DE PUBLICACIONES OFICIALES DE LAS COMUNIDADES EUROPEAS
 KONTORET FOR DE EUROPÆISKE FÆLLESSKABERS OFFICIELLE PUBLIKATIONER
 AMT FÜR AMTLICHE VERÖFFENTLICHUNGEN DER EUROPÄISCHEN GEMEINSCHAFTEN
 ΥΠΗΡΕΣΙΑ ΕΠΙΣΗΜΩΝ ΕΚΔΟΣΕΩΝ ΤΩΝ ΕΥΡΩΠΑΪΚΩΝ ΚΟΙΝΟΤΗΤΩΝ
 OFFICE FOR OFFICIAL PUBLICATIONS OF THE EUROPEAN COMMUNITIES
 OFFICE DES PUBLICATIONS OFFICIELLES DES COMMUNAUTÉS EUROPÉENNES
 UFFICIO DELLE PUBBLICAZIONI UFFICIALI DELLE COMUNITÀ EUROPEE
 BUREAU VOOR OFFICIËLE PUBLIKATIES DER EUROPESE GEMEENSCHAPPEN
 SERVIÇO DAS PUBLICAÇÕES OFICIAIS DAS COMUNIDADES EUROPEIAS
 EUROOPAN YHTEISÖJEN VIRALLISTEN JULKAISUJEN TOIMISTO
 BYRÁN FÖR EUROPEISKA GEMENSKAPERNAS OFFICIELLA PUBLIKATIONER