

Electricity prices for EU households on 1 July 1995: relative stability

These comments are based on prices expressed in purchasing power standard (PPS). Tables and graphics also give the prices in ECU, which allows comparison in both units.

A study of the variations in VAT-excluded prices from 1 January 1995 to 1 July 1995 to reveals that:

- The strongest rises were recorded in Greece for D_{d^*} (21.7%) and D_e (18.7%). In this country, prices for D_a (4.8%) and D_b (2.2%) also increased whereas those of D_c (-1.1%) decreased;
- In the Netherlands, prices also underwent a rise, most marked in the Nord Brabant than Nord Holland for consumers D_c (12.9%; 2.1%), D_d (14.3%; 2.1%) and D_e (7.2%, 6.7%).
- In the United-Kingdom, in Birmingham, the rise, though small, also affects D_c (0.3%) D_d (0.3%) and D_e (0.8%);
- In Finland, the rise affected mainly the small consumers and was between 3.3% (D_a) and 2.5% (D_e);
- The greatest reductions were recorded in the United Kingdom, where they mainly affected London (between -4.4% and -1%) and Leeds (between -3.3% and 2.6%).
- In Germany, prices remained stable in most areas, the strongest variation being a fall of between -0.4% and -0.8% in the "Südliches Gebiet" area;
- In Belgium, the drop was between -0.3% (D_a) and -1.3% (D_e);
- In Denmark, Spain, France, Ireland and Portugal, the prices remained unchanged.

* see table below for standard consumers definition.


Manuscript completed on = 11.12.1995

For further information please contact:
Eurostat, L-2920 Luxembourg, tel. 4301-32040 Fax: 4301-34771

Price (excl. VAT) in Luxembourg: Subscription ECU 240,
single copy ECU 6

Catalogue number: CA-NL-96-003-EN-C

Five household standard consumers, coded D_a to D_e were chosen:

 Standard consumer	Annual consumption (in kWh)		Approx. subscribed demand (in kW)
	Total	of which night	
D _a	600		3
D _b	1 200		3 - 4
D _c	3 500	1 300	4 - 9
D _d	7 500	2 500	6 - 9
D _e	20 000	15 000	9

Prices for the standard consumers are given in national currencies, PPS (purchasing power standard as at 29 March for 1995) and in ECU (average value for July 1995).

Conversion table in PPS and ECU


1 PPS =

B (BFR) 40.27	E (PTA) 130.37	L (LFR) 43.11	FIN (FMK) 6.65
DK (DKR) 9.42	F (FF) 7.05	NL (HFL) 2.29	S (SKR) 10.62
D (DM) 2.28	IRL (DM) 0.71	A (ÖS) 15.25	UK (UKL) 0.69
GR (DR) 231.60	I (LIT) 1693.38	P (ESC) 133.25	N (NKR) 9.34

1 ECU =

B (BFR) 38.41	E (PTA) 161.01	L (LFR) 38.41	FIN (FMK) 5.71
DK (DKR) 7.27	F (FF) 6.50	NL (HFL) 2.09	S (SKR) 9.65
D (DM) 1.86	IRL (DM) 0.82	A (ÖS) 13.14	UK (UKL) 0.84
GR (DR) 303.11	I (LIT) 2164.71	P (ESC) 196.27	N (NKR) 8.30


PRIX DE L'ELECTRICITE POUR USAGES DOMESTIQUES

JULI 01 JULY 1995 JUILLET	NATIONALE WAehrUNG NATIONAL CURRENCY / KWH MONNAIE NATIONALE			KKS	PPS	SPA / 100 KWH	ECUS / 100 KWH			
	STEUERN INBEGR. WITH TAXES COMPRISES	OHNE MWST. VAT EXCL. HORS TVA	OHNE STEUERN TAXES EXCL. TAXES				STEUERN INBEGR. WITH TAXES COMPRISES	OHNE MWST. VAT EXCL. HORS TVA	OHNE STEUERN TAXES EXCL. TAXES	
VERBRAUCHER-TYPEN STANDARD CONSUMERS CONSUMMATEURS TYPE	STEUERN INBEGR. WITH TAXES COMPRISES	OHNE MWST. VAT EXCL. HORS TVA	OHNE STEUERN TAXES EXCL. TAXES	STEUERN INBEGR. WITH TAXES COMPRISES	OHNE MWST. VAT EXCL. HORS TVA	OHNE STEUERN TAXES EXCL. TAXES	STEUERN INBEGR. WITH TAXES COMPRISES	OHNE MWST. VAT EXCL. HORS TVA	OHNE STEUERN TAXES EXCL. TAXES	
BELGIQUE (BFR) NATIONAL										
DA	8.94	7.42	7.36	22.19	18.41	18.27	23.26	19.30	19.16	
DB	8.10	6.73	6.67	20.12	16.70	16.56	21.09	17.51	17.36	
DC	5.84	4.84	4.79	14.49	12.02	11.89	15.19	12.60	12.46	
DD	5.26	4.37	4.31	13.07	10.85	10.71	13.70	11.37	11.23	
DE	3.33	2.77	2.71	8.28	6.87	6.73	8.68	7.20	7.06	
DANMARK (ORE) NATIONAL										
DA	173.25	138.60	95.60	18.36	14.69	10.13	23.74	18.99	13.10	
DB	135.49	108.39	65.39	14.36	11.49	6.93	18.56	14.85	8.96	
DC	110.73	88.58	45.58	11.74	9.39	4.83	15.17	12.14	6.24	
DD	103.39	82.71	39.71	10.96	8.77	4.21	14.16	11.33	5.44	
DE	92.30	73.84	33.64	9.78	7.83	3.57	12.65	10.12	4.61	
DEUTSCHLAND (PF) DUESSELDORF										
DA	45.79	39.82	36.50	20.06	17.44	15.99	24.50	21.30	19.53	
DB	37.64	32.73	30.00	16.49	14.34	13.14	20.14	17.51	16.05	
DC	31.85	27.70	25.39	13.95	12.13	11.12	17.04	14.82	13.58	
DD	29.38	25.55	23.42	12.87	11.19	10.26	15.72	13.67	12.53	
DE	16.56	14.40	13.20	7.25	6.31	5.78	8.86	7.70	7.06	
HAMBURG										
DA	57.77	50.23	46.00	25.30	22.00	20.15	30.91	26.87	24.61	
DB	45.21	39.31	36.00	19.80	17.22	15.77	24.19	21.03	19.26	
DC	33.51	29.14	26.69	14.68	12.76	11.69	17.93	15.59	14.28	
DD	30.64	26.64	24.40	13.42	11.67	10.69	16.39	14.25	13.05	
DE	18.03	15.68	14.36	7.90	6.87	6.29	9.65	8.39	7.68	
HANNOVER										
DA	41.59	36.16	33.18	18.22	15.84	14.53	22.25	19.35	17.75	
DB	35.33	30.73	28.19	15.47	13.46	12.35	18.90	16.44	15.08	
DC	29.20	25.39	23.30	12.79	11.12	10.21	15.62	13.58	12.47	
DD	27.76	24.14	22.15	12.16	10.57	9.70	14.85	12.91	11.85	
DE	16.52	14.37	13.18	7.24	6.29	5.77	8.84	7.69	7.05	
WESTLICHES GEBIET										
DA	50.06	43.53	39.90	21.93	19.07	17.48	26.78	23.29	21.35	
DB	37.51	32.62	29.90	16.43	14.29	13.10	20.07	17.45	16.00	
DC	27.83	24.20	22.18	12.19	10.60	9.71	14.89	12.95	11.87	
DD	24.88	21.54	19.83	10.90	9.48	8.69	13.31	11.58	10.61	
DE	15.54	13.52	12.39	6.81	5.92	5.43	8.31	7.23	6.63	
FRANKFURT/M										
DA	41.02	35.67	33.00	17.97	15.62	14.45	21.95	19.08	17.66	
DB	36.30	31.57	29.20	15.90	13.83	12.79	19.42	16.89	15.62	
DC	29.95	26.05	24.09	13.12	11.41	10.55	16.02	13.94	12.89	
DD	28.65	24.91	23.05	12.55	10.91	10.10	15.33	13.33	12.33	
DE	15.19	13.20	12.22	6.65	5.78	5.35	8.13	7.06	6.54	


PRIX DE L'ELECTRICITE POUR USAGES DOMESTIQUES

JULI 01 JULY 1995 JUILLET		NATIONALE WAHRUNG NATIONAL CURRENCY / KWH MONNAIE NATIONALE			KKS	PPS	SPA / 100 KWH	ECUS / 100 KWH		
VERBRAUCHER-TYPEN	STEUERN INBEGR.	OHNE MWST.	OHNE STEUERN	STEUERN INBEGR.	OHNE MWST.	OHNE STEUERN	STEUERN INBEGR.	OHNE MWST.	OHNE STEUERN	
STANDARD CONSUMERS	WITH TAXES	VAT EXCL.	TAXES EXCL.	WITH TAXES	VAT EXCL.	TAXES EXCL.	WITH TAXES	VAT EXCL.	TAXES EXCL.	
CONSUMMATEURS TYPE	TAXES COMPRISES	HORS TVA	HORS TAXES	TAXES COMPRISES	HORS TVA	HORS TAXES	TAXES COMPRISES	HORS TVA	HORS TAXES	
DEUTSCHLAND (PF)					STUTTGART					
DA	59.63	51.85	48.10	26.12	22.71	21.07	31.90	27.74	25.73	
DB	43.76	38.05	35.30	19.17	16.67	15.46	23.41	20.36	18.89	
DC	30.21	26.27	24.37	13.23	11.51	10.67	16.16	14.05	13.04	
DD	27.12	23.58	21.87	11.88	10.33	9.58	14.51	12.62	11.70	
DE	15.53	13.51	12.53	6.80	5.92	5.49	8.31	7.23	6.70	
					MUENCHEN					
DA	43.54	37.86	34.99	19.07	16.58	15.33	23.29	20.26	18.72	
DB	40.43	35.15	32.49	17.71	15.40	14.23	21.63	18.81	17.38	
DC	34.30	29.83	27.57	15.02	13.07	12.08	18.35	15.96	14.75	
DD	33.43	29.07	26.87	14.64	12.73	11.77	17.89	15.55	14.38	
DE	18.45	16.04	14.83	8.08	7.03	6.50	9.87	8.58	7.93	
					SUEDLICHES GEBIET					
DA	66.45	57.78	53.60	29.11	25.31	23.48	35.55	30.91	28.68	
DB	48.15	41.87	38.70	21.09	18.34	16.95	25.76	22.40	20.70	
DC	33.50	29.13	26.92	14.67	12.76	11.79	17.92	15.58	14.40	
DD	29.92	26.02	24.05	13.10	11.40	10.53	16.01	13.92	12.87	
DE	17.46	15.18	14.03	7.65	6.65	6.15	9.34	8.12	7.51	
					ERFURT					
DA	47.96	41.70	41.70	21.01	18.26	18.26	25.66	22.31	22.31	
DB	37.03	32.20	32.20	16.22	14.10	14.10	19.81	17.23	17.23	
DC	27.47	23.89	23.89	12.03	10.46	10.46	14.70	12.78	12.78	
DD	25.48	22.15	22.15	11.16	9.70	9.70	13.63	11.85	11.85	
DE	15.34	13.34	13.34	6.72	5.84	5.84	8.21	7.14	7.14	
					LEIPZIG					
DA	44.74	39.90	38.90	19.60	17.04	17.04	23.94	20.81	20.81	
DB	33.18	28.85	28.85	14.53	12.64	12.64	17.75	15.43	15.43	
DC	24.90	21.65	21.65	10.91	9.48	9.48	13.32	11.58	11.58	
DD	22.15	19.26	19.26	9.70	8.44	8.44	11.85	10.30	10.30	
DE	13.83	12.03	12.03	6.06	5.27	5.27	7.40	6.44	6.44	
					ROSTOCK					
DA	43.89	38.17	38.17	19.22	16.72	16.72	23.48	20.42	20.42	
DB	35.74	31.08	31.08	15.65	13.61	13.61	19.12	16.63	16.63	
DC	28.98	25.20	25.20	12.69	11.04	11.04	15.50	13.48	13.48	
DD	27.52	23.93	23.93	12.05	10.48	10.48	14.72	12.80	12.80	
DE	15.76	13.70	13.70	6.90	6.00	6.00	8.43	7.33	7.33	
ELLAS (DRA)					ATHINAI					
DA	27.92	23.66	23.66	12.06	10.22	10.22	9.19	7.78	7.78	
DB	26.21	22.21	22.21	11.32	9.59	9.59	8.62	7.31	7.31	
DC	22.33	18.92	18.92	9.65	8.17	8.17	7.35	6.22	6.22	
DD	28.63	24.26	24.26	12.37	10.48	10.48	9.42	7.98	7.98	
DE	20.48	17.36	17.36	8.85	7.50	7.50	6.74	5.71	5.71	


PRIX DE L'ELECTRICITE POUR USAGES DOMESTIQUES

JULI 01 JULY 1995 JUILLET	NATIONALE WAERHUNG NATIONAL CURRENCY / KWH MONNAIE NATIONALE			KKS	PPS	SPA / 100 KWH	ECUS / 100 KWH			
	STEUERN INBEGR. WITH TAXES	OHNE MWST. VAT EXCL.	OHNE STEUERN TAXES EXCL.				STEUERN INBEGR. WITH TAXES	OHNE MWST. VAT EXCL.	OHNE STEUERN TAXES EXCL.	
VERBRAUCHER-TYPEN	STEUERN INBEGR. WITH TAXES	OHNE MWST. VAT EXCL.	OHNE STEUERN TAXES EXCL.	STEUERN INBEGR. WITH TAXES	OHNE MWST. VAT EXCL.	OHNE STEUERN TAXES EXCL.	STEUERN INBEGR. WITH TAXES	OHNE MWST. VAT EXCL.	OHNE STEUERN TAXES EXCL.	
STANDARD CONSUMERS	COMPRISES	TVA	TAXES	COMPRISES	TVA	TAXES	COMPRISES	TVA	TAXES	
CONSUMMATEURS TYPE										
ESPANA (PTA)										
MADRID										
DA	25.78	22.22	22.22	19.77	17.04	17.04	16.01	13.80	13.80	
DB	25.78	22.22	22.22	19.77	17.04	17.04	16.01	13.80	13.80	
DC	20.16	17.38	17.38	15.46	13.33	13.33	12.52	10.79	10.79	
DD	18.51	15.96	15.96	14.20	12.24	12.24	11.49	9.91	9.91	
DE	13.20	11.38	11.38	10.12	8.73	8.73	8.20	7.07	7.07	
FRANCE (CENT.)										
PARIS										
DA	113.61	98.17	88.79	16.02	13.84	12.52	17.38	15.02	13.58	
DB	100.92	86.28	78.04	14.23	12.17	11.00	15.44	13.20	11.94	
DC	84.37	73.08	66.10	11.90	10.30	9.32	12.91	11.18	10.11	
DD	81.73	70.49	63.75	11.52	9.94	8.99	12.50	10.78	9.75	
DE	65.75	56.79	51.37	9.27	8.01	7.24	10.06	8.69	7.86	
LILLE										
DA	112.60	97.31	88.79	15.88	13.72	12.52	17.23	14.89	13.58	
DB	100.03	85.53	78.04	14.10	12.06	11.00	15.30	13.09	11.94	
DC	83.61	72.44	66.10	11.79	10.21	9.32	12.79	11.08	10.11	
DD	81.00	69.88	63.75	11.42	9.85	8.99	12.39	10.69	9.75	
DE	65.16	56.30	51.37	9.19	7.94	7.24	9.97	8.61	7.86	
STRASBOURG										
DA	105.86	91.63	88.79	14.93	12.92	12.52	16.20	14.02	13.58	
DB	94.11	80.54	78.04	13.27	11.36	11.00	14.40	12.32	11.94	
DC	78.60	68.21	66.10	11.08	9.62	9.32	12.03	10.44	10.11	
DD	76.16	65.79	63.75	10.74	9.28	8.99	11.65	10.07	9.75	
DE	61.27	53.01	51.37	8.64	7.47	7.24	9.37	8.11	7.86	
LYON										
DA	112.60	97.31	88.79	15.88	13.72	12.52	17.23	14.89	13.58	
DB	100.03	85.53	78.04	14.10	12.06	11.00	15.30	13.09	11.94	
DC	83.61	72.44	66.10	11.79	10.21	9.32	12.79	11.08	10.11	
DD	81.00	69.88	63.75	11.42	9.85	8.99	12.39	10.69	9.75	
DE	65.16	56.30	51.37	9.19	7.94	7.24	9.97	8.61	7.86	
MARSEILLE										
DA	112.60	97.31	88.79	15.88	13.72	12.52	17.23	14.89	13.58	
DB	100.03	85.53	78.04	14.10	12.06	11.00	15.30	13.09	11.94	
DC	83.61	72.44	66.10	11.79	10.21	9.32	12.79	11.08	10.11	
DD	81.00	69.88	63.75	11.42	9.85	8.99	12.39	10.69	9.75	
DE	65.16	56.30	51.37	9.19	7.94	7.24	9.97	8.61	7.86	
TOULOUSE										
DA	112.60	97.31	88.79	15.88	13.72	12.52	17.23	14.89	13.58	
DB	100.03	85.53	78.04	14.10	12.06	11.00	15.30	13.09	11.94	
DC	83.61	72.44	66.10	11.79	10.21	9.32	12.79	11.08	10.11	
DD	81.00	69.88	63.75	11.42	9.85	8.99	12.39	10.69	9.75	
DE	65.16	56.30	51.37	9.19	7.94	7.24	9.97	8.61	7.86	


PRIX DE L'ELECTRICITE POUR USAGES DOMESTIQUES

JULI 01 JULY 1995 JUILLET	NATIONALE WAEHRUNG NATIONAL CURRENCY / KWH MONNAIE NATIONALE			KKS	PPS	SPA / 100 KWH	ECUS / 100 KWH			
	STEUERN INBEGR. WITH TAXES COMPRISES	OHNE MWST. VAT EXCL. HORS TVA	OHNE STEUERN TAXES EXCL. HORS TAXES				STEUERN INBEGR. WITH TAXES COMPRISES	OHNE MWST. VAT EXCL. HORS TVA	OHNE STEUERN TAXES EXCL. HORS TAXES	
VERBRAUCHER-TYPEN STANDARD CONSUMERS CONSUMMATEURS TYPE	STEUERN INBEGR. WITH TAXES COMPRISES	OHNE MWST. VAT EXCL. HORS TVA	OHNE STEUERN TAXES EXCL. HORS TAXES	STEUERN INBEGR. WITH TAXES COMPRISES	OHNE MWST. VAT EXCL. HORS TVA	OHNE STEUERN TAXES EXCL. HORS TAXES	STEUERN INBEGR. WITH TAXES COMPRISES	OHNE MWST. VAT EXCL. HORS TVA	OHNE STEUERN TAXES EXCL. HORS TAXES	OHNE STEUERN TAXES EXCL. HORS TAXES
IRELAND (P)				DUBLIN						
DA	11.239	9.990	9.990	15.75	14.00	14.00	13.70	12.18	12.18	
DB	9.444	8.395	8.395	13.23	11.76	11.76	11.51	10.23	10.23	
DC	6.578	5.847	5.847	9.22	8.19	8.19	8.02	7.13	7.13	
DD	6.423	5.709	5.709	9.00	8.00	8.00	7.83	6.96	6.96	
DE	4.350	3.867	3.867	6.09	5.42	5.42	5.30	4.71	4.71	
ITALIA (LIT)				NATIONAL						
DA	130.68	118.80	98.10	7.71	7.01	5.79	6.01	5.46	4.51	
DB	147.98	134.53	113.83	8.73	7.94	6.72	6.81	6.19	5.24	
DC	407.52	370.47	308.57	24.04	21.86	18.21	18.75	17.04	14.19	
DD	376.57	342.34	280.44	22.22	20.20	16.55	17.32	15.75	12.90	
DE										
G. D. LUXEMBOURG (LFR)				NATIONAL						
DA	8.89	8.39	8.39	20.62	19.46	19.46	23.15	21.84	21.84	
DB	6.65	6.28	6.28	15.43	14.56	14.56	17.32	16.34	16.34	
DC	4.44	4.19	4.19	10.30	9.72	9.72	11.56	10.91	10.91	
DD	4.31	4.06	4.06	9.99	9.42	9.42	11.21	10.57	10.57	
DE	2.91	2.75	2.75	6.75	6.37	6.37	7.57	7.15	7.15	
NEDERLANDS (CENTS)				ROTTERDAM						
DA	35.58	30.28	30.28	15.51	13.20	13.20	16.97	14.44	14.44	
DB	29.94	25.48	25.48	13.05	11.11	11.11	14.28	12.15	12.15	
DC	23.38	19.90	19.90	10.19	8.68	8.68	11.15	9.49	9.49	
DD	21.77	18.53	18.53	9.49	8.08	8.08	10.38	8.84	8.84	
DE	15.17	12.91	12.91	6.61	5.63	5.63	7.24	6.16	6.16	
				NOORD-HOLLAND						
DA	30.96	26.35	26.35	13.50	11.49	11.49	14.77	12.57	12.57	
DB	25.38	21.60	21.60	11.07	9.42	9.42	12.11	10.30	10.30	
DC	20.88	17.77	17.77	9.10	7.75	7.75	9.96	8.48	8.48	
DD	19.70	16.77	16.77	8.59	7.31	7.31	9.40	8.00	8.00	
DE	14.15	12.04	12.04	6.17	5.25	5.25	6.75	5.74	5.74	
				NOORD-BRABANT						
DA	32.69	27.82	27.82	14.25	12.13	12.13	15.59	13.27	13.27	
DB	25.76	21.92	21.92	11.23	9.56	9.56	12.29	10.46	10.46	
DC	22.12	18.83	18.83	9.64	8.21	8.21	10.55	8.98	8.98	
DD	20.71	17.63	17.63	9.03	7.69	7.69	9.88	8.41	8.41	
DE	14.38	12.24	12.24	6.27	5.34	5.34	6.86	5.84	5.84	
OESTERREICH										
DA										
DB										
DC										
DD										
DE										

PRIX DE L'ELECTRICITE POUR USAGES DOMESTIQUES

JULI 01 JULY 1995 JUILLET	NATIONALE WAERHUNG NATIONAL CURRENCY / KWH MONNAIE NATIONALE			KKS	PPS	SPA / 100 KWH	ECUS / 100 KWH			
	STEUERN INBEGR. WITH TAXES COMPRISES	OHNE MWST. VAT EXCL. HORS TVA	OHNE STEUERN TAXES EXCL. HORS TAXES				STEUERN INBEGR. WITH TAXES COMPRISES	OHNE MWST. VAT EXCL. HORS TVA	OHNE STEUERN TAXES EXCL. HORS TAXES	
VERBRAUCHER-TYPEN STANDARD CONSUMERS CONSUMMATEURS TYPE	STEUERN INBEGR. WITH TAXES COMPRISES	OHNE MWST. VAT EXCL. HORS TVA	OHNE STEUERN TAXES EXCL. HORS TAXES	STEUERN INBEGR. WITH TAXES COMPRISES	OHNE MWST. VAT EXCL. HORS TVA	OHNE STEUERN TAXES EXCL. HORS TAXES	STEUERN INBEGR. WITH TAXES COMPRISES	OHNE MWST. VAT EXCL. HORS TVA	OHNE STEUERN TAXES EXCL. HORS TAXES	
PORTUGAL (ESC)			LISBOA							
DA	26.250	25.000	24.800	19.69	18.75	18.60	13.36	12.73	12.62	
DB	30.080	28.650	28.550	22.56	21.49	21.41	15.31	14.58	14.53	
DC	25.920	24.690	24.650	19.44	18.52	18.49	13.19	12.57	12.55	
DD	23.000	21.910	21.890	17.25	16.43	16.42	11.71	11.15	11.14	
DE	17.120	16.310	16.300	12.84	12.23	12.23	8.71	8.30	8.30	
SUOMI/FINLAND (CFM)			NATIONAL							
DA	92.80	76.10	76.10	13.92	11.42	11.42	16.24	13.32	13.32	
DB	66.40	54.40	54.40	9.96	8.16	8.16	11.62	9.52	9.52	
DC	51.60	42.30	42.30	7.74	6.35	6.35	9.03	7.40	7.40	
DD	44.30	36.30	36.30	6.65	5.45	5.45	7.75	6.35	6.35	
DE	29.60	24.30	24.30	4.44	3.65	3.65	5.18	4.25	4.25	
SVERIGE										
DA										
DB										
DC										
DD										
DE										
UNITED KINGDOM (P)			LONDON							
DA	15.714	14.550	14.550	22.74	21.05	21.05	18.62	17.24	17.24	
DB	11.642	10.780	10.780	16.85	15.60	15.60	13.80	12.77	12.77	
DC	8.005	7.412	7.412	11.58	10.73	10.73	9.49	8.78	8.78	
DD	7.273	6.734	6.734	10.52	9.74	9.74	8.62	7.98	7.98	
DE	4.590	4.250	4.250	6.64	6.15	6.15	5.44	5.04	5.04	
LEEDS										
DA	14.706	13.617	13.617	21.28	19.70	19.70	17.43	16.14	16.14	
DB	11.106	10.283	10.283	16.07	14.88	14.88	13.16	12.19	12.19	
DC	7.705	7.135	7.135	11.15	10.32	10.32	9.13	8.45	8.45	
DD	7.038	6.517	6.517	10.18	9.43	9.43	8.34	7.72	7.72	
DE	4.509	4.175	4.175	6.52	6.04	6.04	5.34	4.95	4.95	
BIRMINGHAM										
DA	14.083	13.040	13.040	20.38	18.87	18.87	16.69	15.45	15.45	
DB	10.919	10.110	10.110	15.80	14.63	14.63	12.94	11.98	11.98	
DC	7.926	7.339	7.339	11.47	10.62	10.62	9.39	8.70	8.70	
DD	7.299	6.758	6.758	10.56	9.78	9.78	8.65	8.01	8.01	
DE	4.593	4.253	4.253	6.65	6.15	6.15	5.44	5.04	5.04	
GLASGOW										
DA	14.830	13.730	13.730	21.46	19.87	19.87	17.57	16.27	16.27	
DB	11.190	10.360	10.360	16.19	14.99	14.99	13.26	12.28	12.28	
DC	8.040	7.440	7.440	11.63	10.77	10.77	9.53	8.82	8.82	
DD	7.290	6.750	6.750	10.55	9.77	9.77	8.64	8.00	8.00	
DE	4.600	4.260	4.260	6.66	6.16	6.16	5.45	5.05	5.05	

PRIX DE L'ELECTRICITE POUR USAGES DOMESTIQUES

JULI 01 JULY 1995 JUILLET	NATIONALE WAERUNG NATIONAL CURRENCY / KWH MONNAIE NATIONALE			KKS	PPS	SPA / 100 KWH	ECUS / 100 KWH					
	VERBRAUCHER-TYPEN	STEUERN INBEGR.	OHNE MWST.								OHNE STEUERN	STEUERN INBEGR.
STANDARD CONSUMERS	WITH TAXES	VAT EXCL.	TAXES EXCL.	WITH TAXES	VAT EXCL.	TAXES EXCL.	WITH TAXES	VAT EXCL.	TAXES EXCL.	WITH TAXES	VAT EXCL.	TAXES EXCL.
CONSUMMATEURS TYPE	COMPRISES	HORS TVA	HORS TAXES	COMPRISES	HORS TVA	HORS TAXES	COMPRISES	HORS TVA	HORS TAXES	COMPRISES	HORS TVA	HORS TAXES
NORGE (1)												
DA												
DB												
DC												
DD												
DE												

(1) IM RAHMEN DER ABKOMMEN MIT DEN MITGLIEDSTAATEN DES EUROPÄISCHEN WIRTSCHAFTSRAUMS (EWR) SIND DIE GASPRISE FUER NORWEGEN AUCH VERÖFFENTLICHT / IN THE FRAMEWORK OF THE AGREEMENTS CONCLUDED BETWEEN THE MEMBER COUNTRIES OF THE EUROPEAN ECONOMIC AGREEMENT (EEA), PRICES FOR NORWAY ARE ALSO PUBLISHED / DANS LE CADRE DES ACCORDS PASSES ENTRE LES PAYS MEMBRES DE L'ESPACE ECONOMIQUE EUROPEEN (EEE), LES PRIX DE LA NORVEGE SONT EGALEMENT PUBLIES

ELECTRICITY PRICES FOR HOUSEHOLDS

PRIX DE L'ELECTRICITE POUR USAGES DOMESTIQUES

B	BELGIQUE NATIONAL	IRL	DUBLIN	FIN	FINLAND NATIONAL		KKS-PPS-SPA / 100 kWh
DK	DANMARK NATIONAL	I	ITALIE NATIONAL	S	SVERIGE		ECU / 100 kWh
D	DUESSELDORF	L	LUXEMBOURG	UK	LONDON		
GR	ATHINAI	NL	ROTTERDAM	N	NORGE		
E	MADRID	A	ÖSTERREICH				
F	PARIS	P	LISBOA				

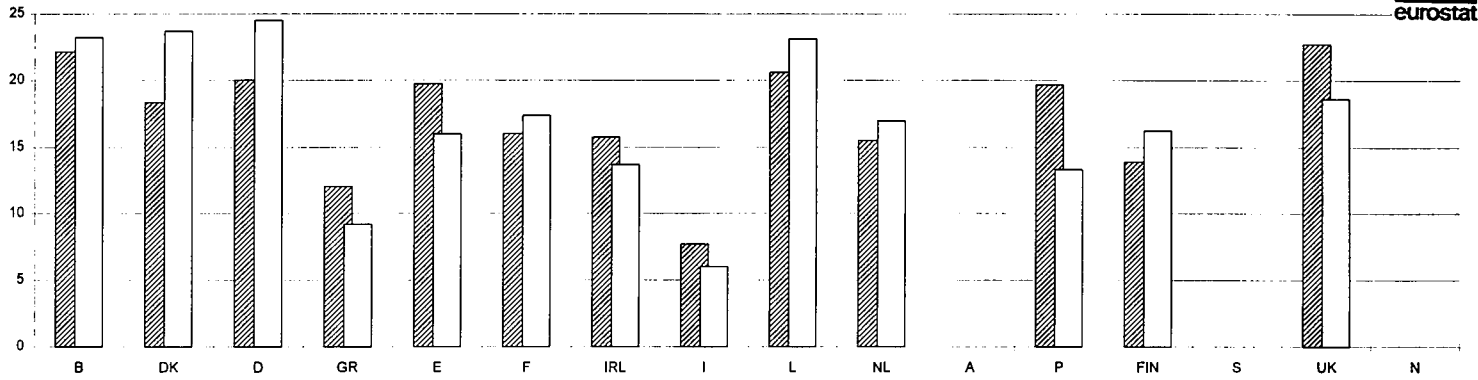
(1) STEUERN INBEGR. / TAXES INCL. / TAXES COMPRIS

(2) OHNE MWST / VAT EXCL. / HORS TVA

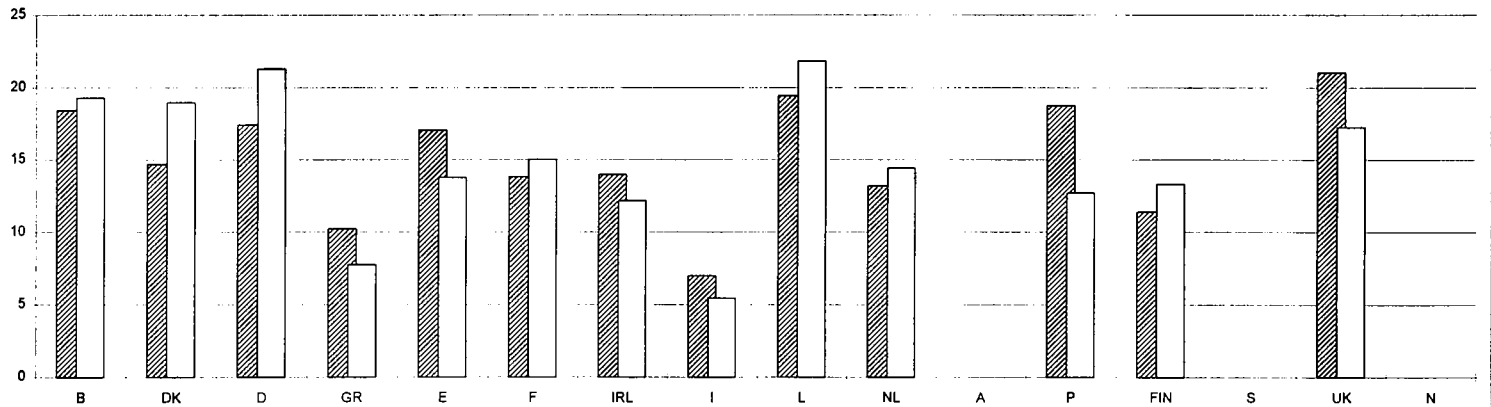
(3) OHNE STEUERN / TAXES EXCL. / HORS TAXES



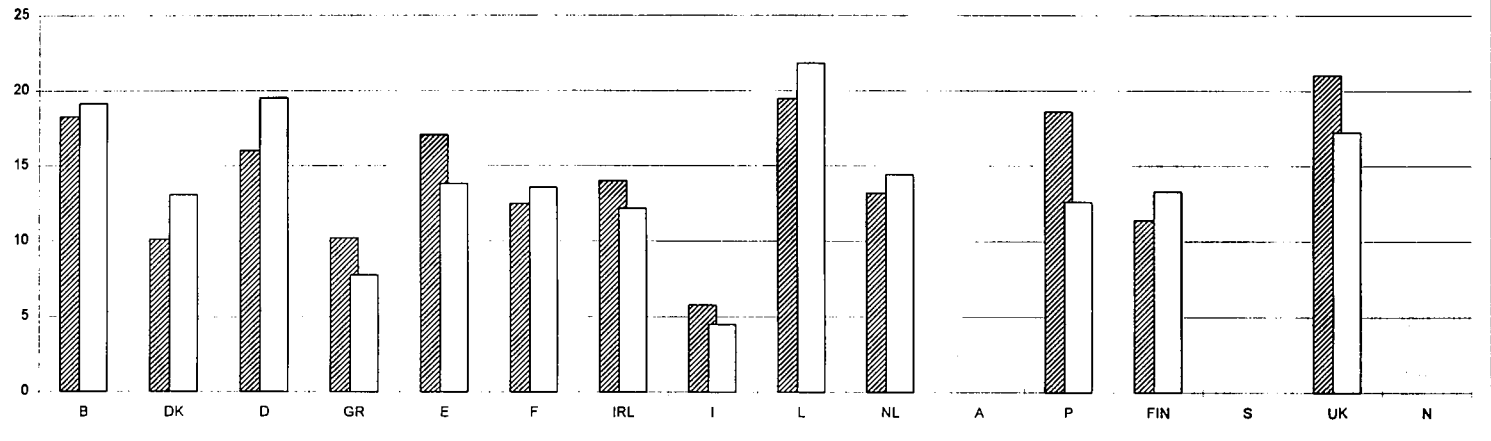
Da (1)



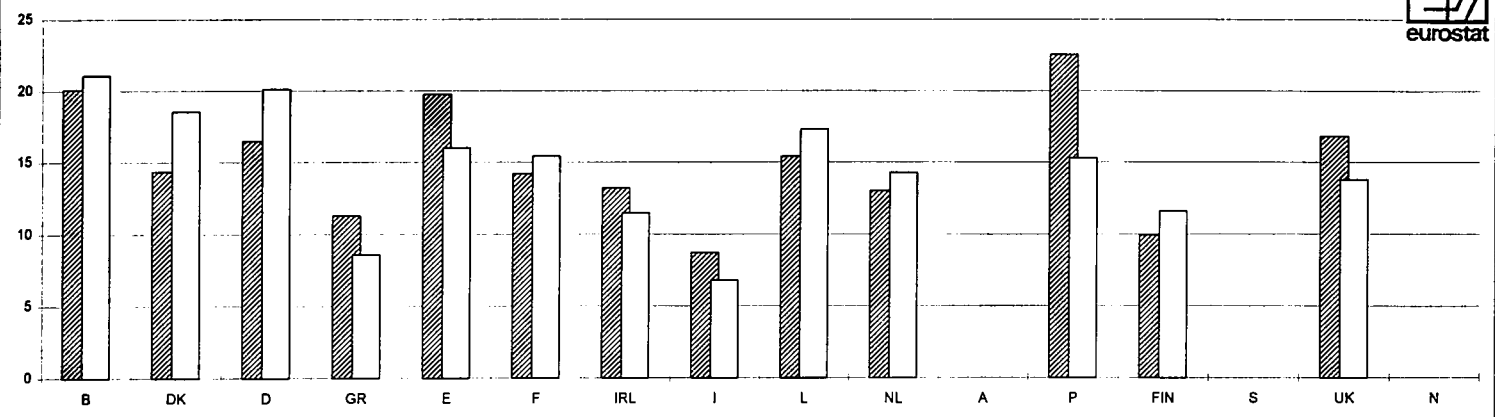
Da (2)



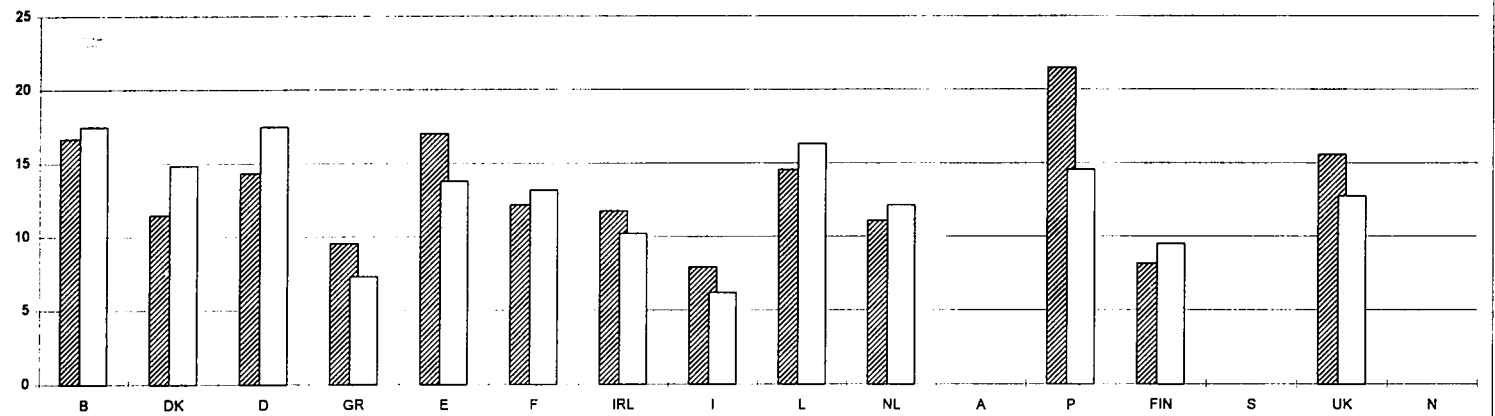
Da (3)



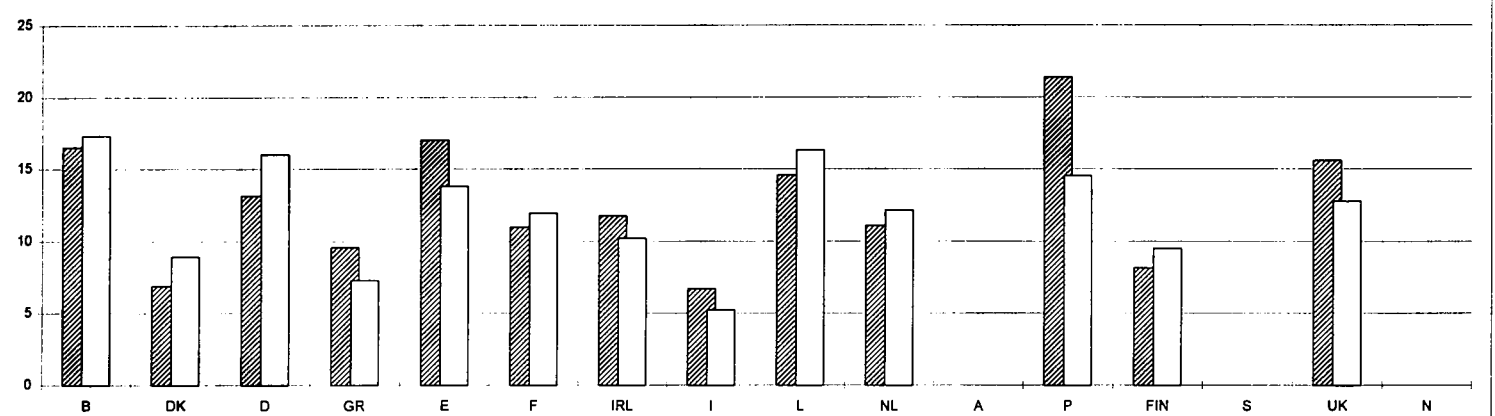
Db (1)



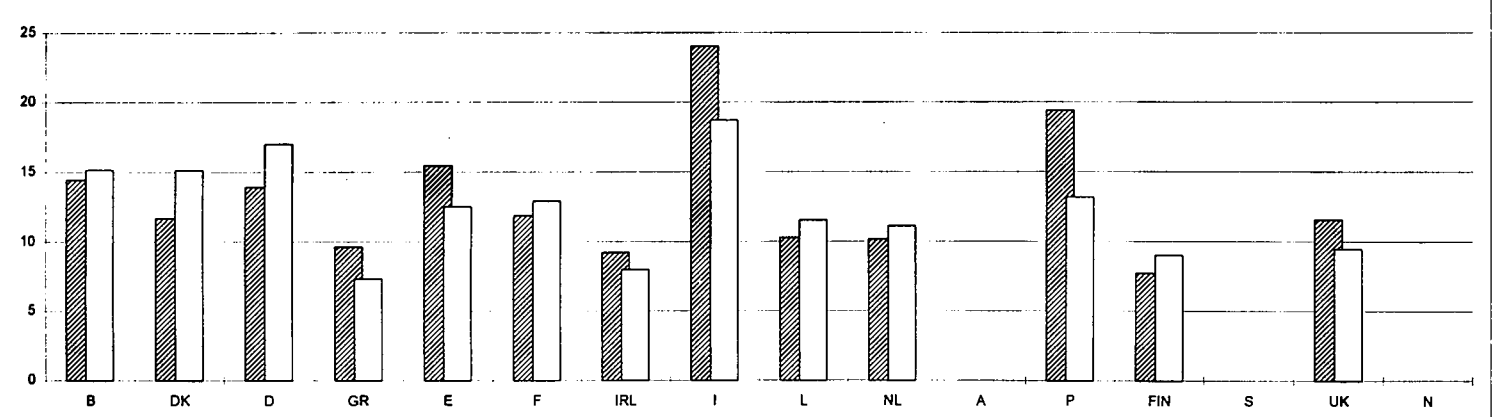
Db (2)



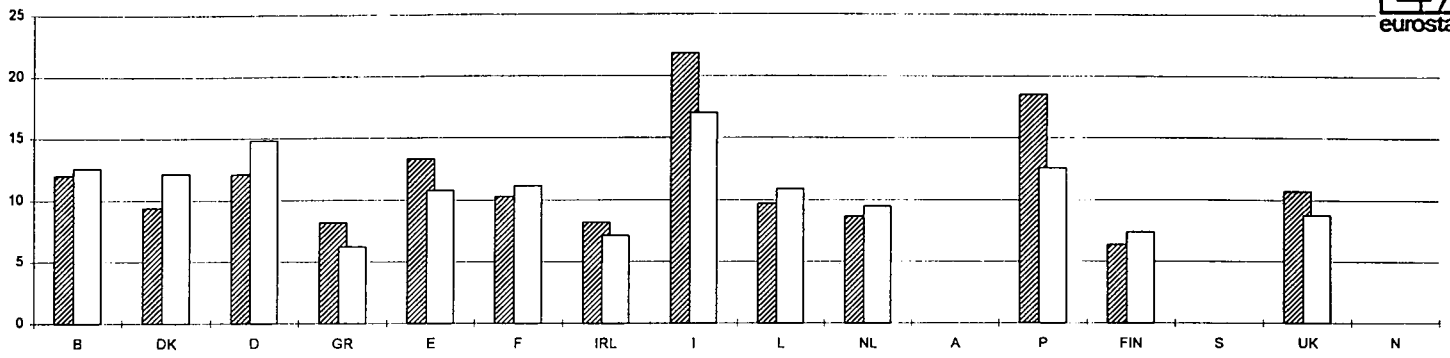
Db (3)



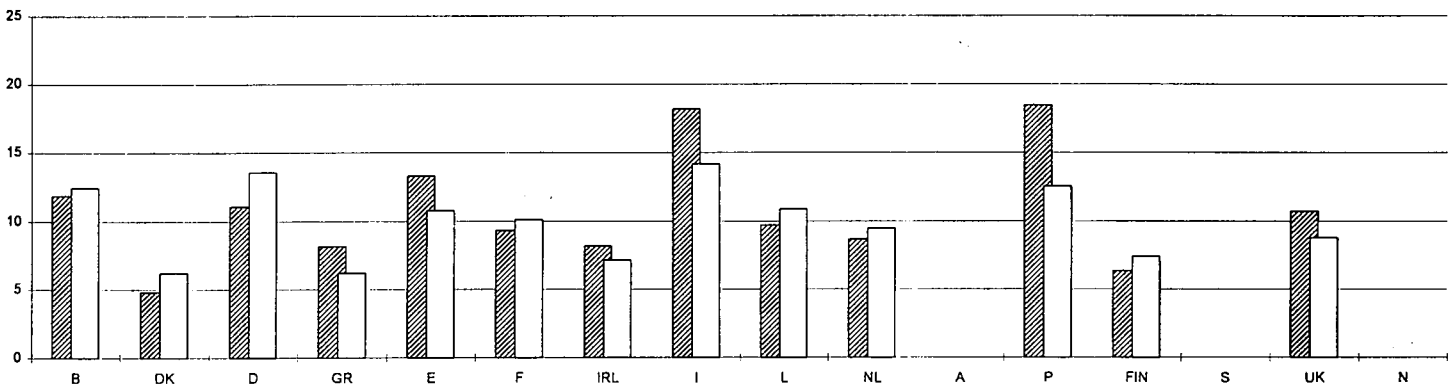
Dc (1)



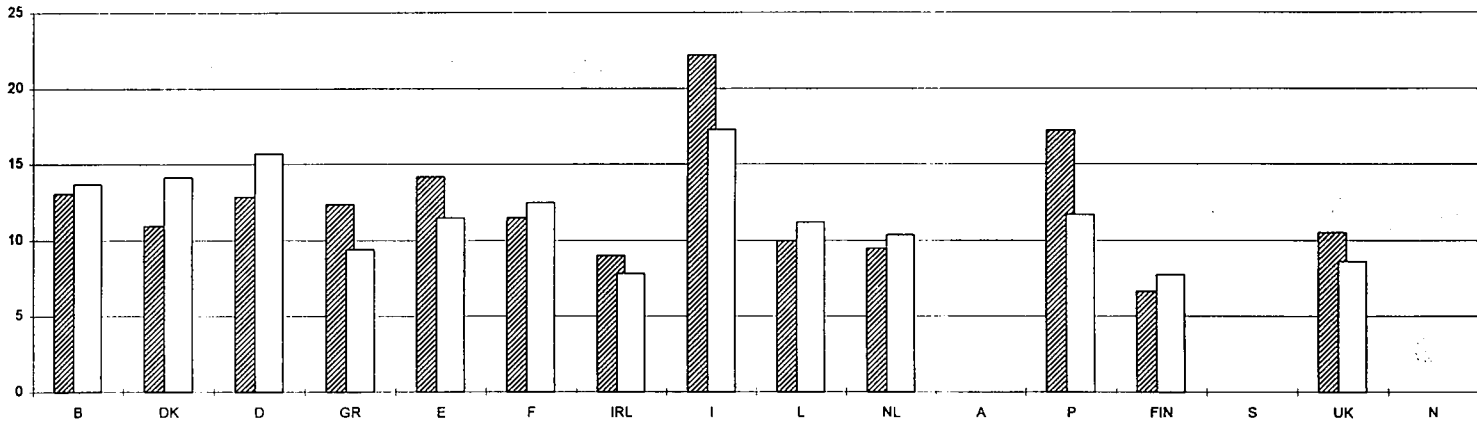
Dc (2)



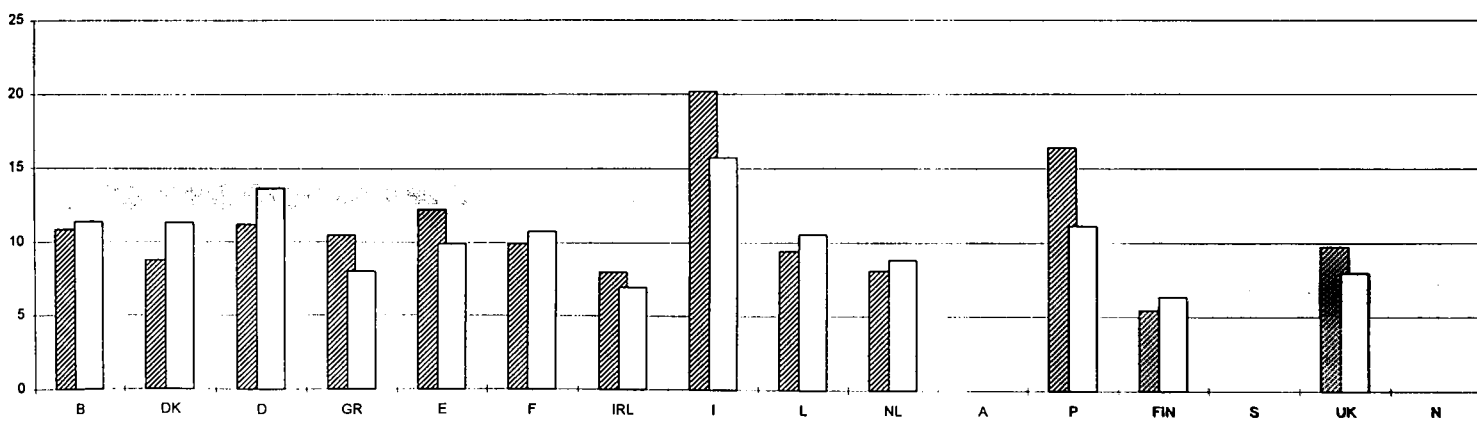
Dc (3)



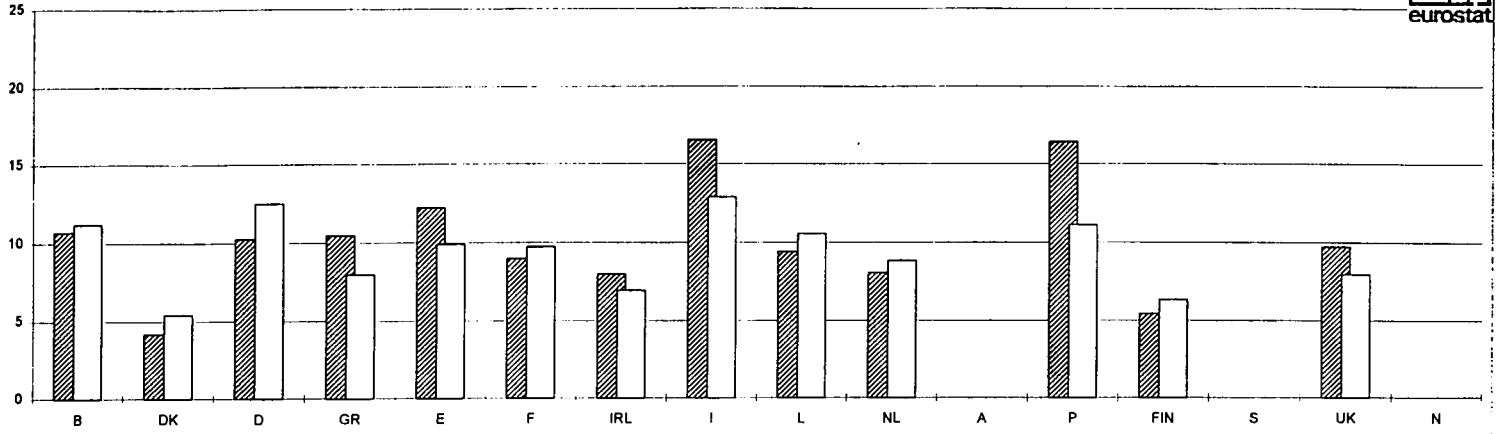
Dd (1)



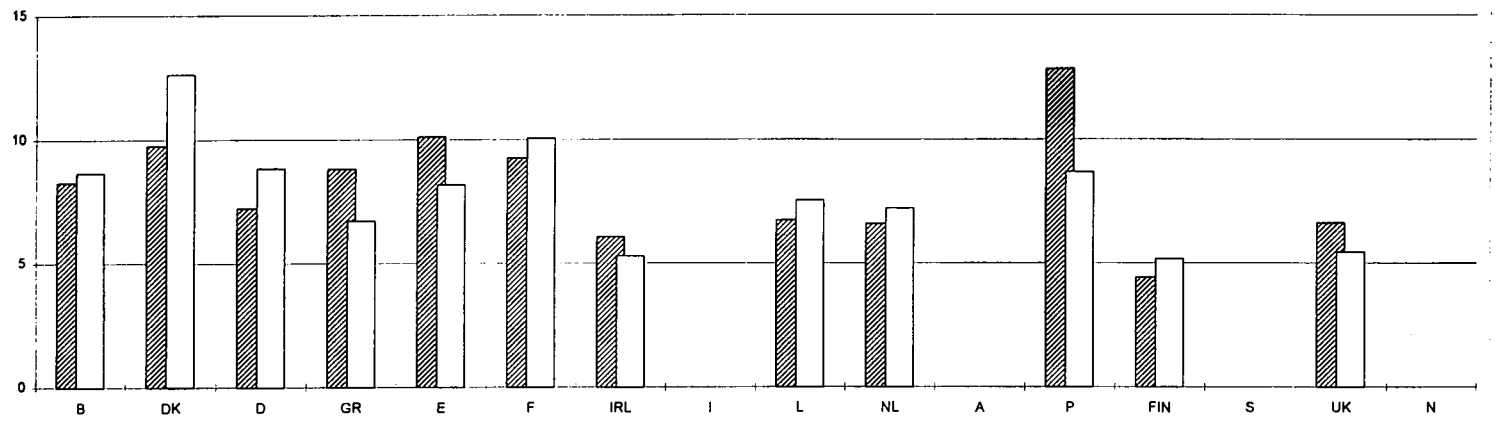
Dd (2)



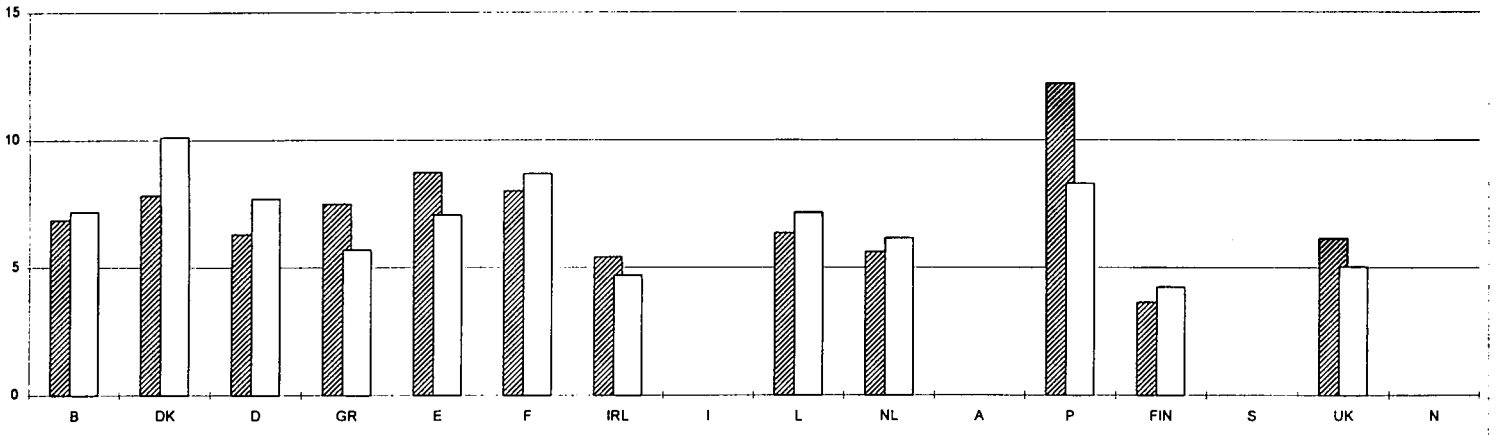
Dd (3)



De (1)



De (2)



De (3)

