

### Electricity prices for EU industry on 1 July 1995: downward trend

These comments are based on prices expressed in purchasing power standard (PPS). Tables and graphics also give the prices in ECU, which allows comparison in both units.

A study of the variations in VAT-excluded prices from 1 January 1995 to 1 July 1995 reveals that:

- highest recorded rises were in Greece where they were between 5.6% ( $I_c$ ) and 6.5% ( $I_g$ );
- prices also increased in Italy, between 1.5% ( $I_a$ ) and 3.6% ( $I_i$ ); in Glasgow for  $I_a$  and  $I_b$  (2%) and in Finland where  $I_a$ ,  $I_b$ ,  $I_c$  (1.8%),  $I_d$  and  $I_e$  (0.5%), as well of  $I_h$  (5.3%) they showed a rise whereas these of  $I_f$  (-1.3%) and  $I_g$  (-11.8%) recorded a fall;
- In the United-Kingdom, prices for the other towns recorded a fall between -1% ( $I_a$  in London) and -11.9% ( $I_c$  in Birmingham);
- In Germany, prices remained unchanged, except those of Hamburg which decreased in inverse proportion to the quantity consumed: the fall was between -1.4% ( $I_a$ ) and -15.7% ( $I_i$ );
- In Belgium, the fall was moderate, as it spread out between -0.4% ( $I_a$ ,  $I_b$ ) and -2% ( $I_i$ );
- In France, the situation was opposite. The smallest consumers recorded the greatest fall, and reductions were between -1.3% ( $I_a$ ) and -0.5% ( $I_c$ );
- In Luxembourg,  $I_a$ ,  $I_b$ ,  $I_c$ ,  $I_d$  and  $I_e$  recorded a drop of about -4% whereas prices for  $I_f$ ,  $I_g$ ,  $I_h$  and  $I_i$  remained unchanged;
- In the Netherlands the strongest fall was recorded in the "Nord Brabant" area for  $I_i$  (-2.1%) whereas the other prices remained relatively stable.
- In Norway, the greatest reduction were recorded by the largest consumers (9.3% for  $I_g$ ) whereas  $I_c$  fall of only -1.8%.

\* see table below for standard consumers definition.

\*\*\*\*\*

Manuscript completed on = 11.12.1995


For further information please contact:  
Eurostat, L-2920 Luxembourg, tel. 4301-32040 Fax: 4301-34771

Price (excl. VAT) in Luxembourg: Subscription ECU 240,  
single copy ECU 6

Catalogue number: CA-NL-96-004-EN-C

Council Directive No 90/377/EEC of 29 June 1990 lays down a Community procedure to improve the transparency of gas and electricity prices charged to industrial end-users. In accordance with Article 1.1, this note sets out the prices for standard consumers and the "marker prices" in force as at 1 July 1995.

Nine standard industrial users, coded I<sub>a</sub> to I<sub>i</sub> were chosen:

Standard consumer	Annual consumption (kWh)	Maximum demand (kW)	Annual utilisation (in hours)	
 I <sub>a</sub>	30 000	30	1 000	
	I <sub>b</sub>	50 000	50	1 000
	I <sub>c</sub>	160 000	100	1 600
	I <sub>d</sub>	1 250 000	500	2 500
	I <sub>e</sub>	2 000 000	500	4 000
	I <sub>f</sub>	10 000 000	2 500	4 000
	I <sub>g</sub>	24 000 000	4 000	6 000
	I <sub>h</sub>	50 000 000	10 000	5 000
	I <sub>i</sub>	70 000 000	10 000	7 000

Prices for the standard consumers are given in national currencies, PPS (purchasing power standard as at 29 March for 1995) and in ECU (average value for July 1995).

1 PPS =

<b>B</b> (BFR) 40.27	<b>E</b> (PTA) 130.37	<b>L</b> (LFR) 43.11	<b>FIN</b> (FMK) 6.65
<b>DK</b> (DKR) 9.42	<b>F</b> (FF) 7.05	<b>NL</b> (HFL) 2.29	<b>S</b> (SKR) 10.62
<b>D</b> (DM) 2.28	<b>IRL</b> (IRL) 0.71	<b>A</b> (ÖS) 15.25	<b>UK</b> (UKL) 0.69
<b>GR</b> (DR) 231.60	<b>I</b> (LIT) 1693.38	<b>P</b> (ESC) 133.25	<b>N</b> (NKR) 9.34

1 ECU =

<b>B</b> (BFR) 38.41	<b>E</b> (PTA) 161.01	<b>L</b> (LFR) 38.41	<b>FIN</b> (FMK) 5.71
<b>DK</b> (DKR) 7.27	<b>F</b> (FF) 6.50	<b>NL</b> (HFL) 2.09	<b>S</b> (SKR) 9.65
<b>D</b> (DM) 1.86	<b>IRL</b> (IRL) 0.82	<b>A</b> (ÖS) 13.14	<b>UK</b> (UKL) 0.84
<b>GR</b> (DR) 303.11	<b>I</b> (LIT) 2164.71	<b>P</b> (ESC) 196.27	<b>N</b> (NKR) 8.30

**MARKER PRICE**  
National currencies

The marker price is a reference price for a particular consumption category. These prices are usually tied to particular conditions of supply set out in a large body of contractual clauses, which do not permit a simple and direct comparison of these prices among the different Member States.


		<u>With taxes</u>	<u>VAT excl.</u>	<u>Taxes excl.</u>
<u>Belgium</u>	BFR/kWh			
	25 MW	2.14	1.78	1.78
	50 MW	2.02	1.68	1.68
	75 MW	1.99	1.65	1.65
<u>Federal Republic of Germany</u>				
(North/Central)	PF/kWh			
- lowest	25 MW	15.00	13.10	12.00
	50 MW	13.60	11.80	10.80
	75 MW	13.30	11.60	10.60
- highest	25 MW	17.90	15.50	14.30
	50 MW	17.50	15.20	13.90
	75 MW	17.20	14.90	13.70
(West)				
- lowest	25 MW	14.50	12.60	11.60
	50 MW	13.80	12.00	11.00
	75 MW	13.30	11.60	10.60
- highest	25 MW	17.10	14.90	13.60
	50 MW	16.80	14.60	13.40
	75 MW	16.50	14.40	13.20

With taxesVAT excl.Taxes excl.

(South) - lowest	25 MW	15.00	12.20	11.30	
	50 MW	13.10	11.40	10.60	
	75 MW	12.60	11.00	10.20	
- highest	25 MW	17.00	14.80	13.70	
	50 MW	16.60	14.40	13.40	
	75 MW	16.20	14.10	13.10	
(Osten) - lowest	25 MW	14.60	12.70	12.70	
	50 MW	14.20	12.30	12.30	
	75 MW	13.80	12.00	12.00	
- highest	25 MW	19.40	16.90	15.80	
	50 MW	19.10	16.60	15.60	
	75 MW	18.80	16.30	15.40	
<u>Greece</u>	DRA/kWh				
	25 MW	13.79	11.69	11.69	
	50 MW	13.79	11.69	11.69	
	75 MW	13.79	11.69	11.69	
<u>Spain</u>	PTA/kWh				
	25 MW	6.10	5.26	5.26	
	50 MW	6.10	5.26	5.26	
	75 MW	6.10	5.26	5.26	
<u>France</u>	CENT/kWh				
	25 MW	37.35	31.49	31.49	
	50 MW	34.44	29.04	29.04	
	75 MW	33.35	28.12	28.12	
<u>Italy</u>	LIT/kWh				
	25 MW	107.05	97.32	79.80	
	50 MW	104.55	95.05	77.67	
	75 MW	103.73	94.30	76.96	
<u>Netherlands</u>	CENTS/kWh				
	- lowest	25 MW	11.38	9.69	9.69
		50 MW	11.04	9.40	9.40
		75 MW	10.27	8.74	8.74
	- highest	25 MW	12.63	10.75	10.75
		50 MW	11.56	9.84	9.84
		75 MW	11.56	9.84	9.84
<u>Austria</u>	OS/kWh				
	25 MW	0.969	0.808	0.808	
	50 MW	0.969	0.808	0.808	
	75 MW	0.969	0.808	0.808	
<u>Portugal</u>	ESC/kWh				
	25 MW	11.10	10.57	10.57	
	50 MW	11.46	10.92	10.92	
<u>Suomi/Finland</u>	CFM/kWh				
	25 MW	21.70	17.80	17.80	
<u>United Kingdom</u>	P/kWh				
	25 MW	4.197	3.572	3.572	
	50 MW	4.029	3.429	3.429	
	75 MW	4.595	3.911	3.911	
<u>Norwegian</u>	CNK/kWh				
	- lowest	25 MW	10.80	8.80	8.80
		50 MW	11.30	9.20	9.20
		75 MW	11.30	9.20	9.20
	- highest	25 MW	26.80	21.80	21.80
		50 MW	24.00	19.50	19.50
		75 MW	15.90	12.90	12.90


(Denmark, Luxembourg, Ireland: confidential market prices, less than three consumers in the category).

## PRIX DE L'ELECTRICITE POUR USAGES INDUSTRIELS

JULI 01 JULY 1995 JUILLET	NATIONALE WAEHRUNG NATIONAL CURRENCY / KWH MONNAIE NATIONALE			KKS	PPS	SPA / 100 KWH	ECUS / 100 KWH			
	VERBRAUCHER-TYPEN STANDARD CONSUMERS CONSUMMATEURS TYPE	STEUERN INBEGR. WITH TAXES COMPRISES	OHNE MWST. VAT TVA				OHNE STEUERN EXCL. TAXES	STEUERN INBEGR. WITH TAXES COMPRISES	OHNE MWST. VAT TVA	
BELGIQUE (BFR) NATIONAL										
IA	6.97	5.79	5.79	17.31	14.37	14.37	18.15	15.06	15.06	
IB	6.90	5.73	5.73	17.13	14.22	14.22	17.96	14.90	14.90	
IC	5.70	4.73	4.73	14.16	11.75	11.75	14.85	12.32	12.32	
ID	4.29	3.56	3.56	10.64	8.83	8.83	11.16	9.26	9.26	
IE	3.62	3.00	3.00	8.98	7.45	7.45	9.41	7.81	7.81	
IF	3.43	2.85	2.85	8.51	7.07	7.07	8.93	7.41	7.41	
IG	2.81	2.33	2.33	6.96	5.78	5.78	7.30	6.06	6.06	
IH	2.47	2.05	2.05	6.14	5.09	5.09	6.43	5.34	5.34	
II	2.11	1.75	1.75	5.24	4.35	4.35	5.49	4.56	4.56	
DANMARK (DKR) (1) NATIONAL										
IA	61.46	41.57	36.57	6.51	4.41	3.88	8.42	5.70	5.01	
IB	60.73	40.98	35.98	6.44	4.34	3.81	8.32	5.61	4.93	
IC	59.28	39.82	34.82	6.28	4.22	3.69	8.12	5.46	4.77	
ID	56.39	37.51	32.51	5.98	3.98	3.45	7.73	5.14	4.45	
IE	56.09	37.27	32.27	5.95	3.95	3.42	7.68	5.11	4.42	
IF	55.38	36.70	31.70	5.87	3.89	3.36	7.59	5.03	4.34	
IG	53.61	35.29	30.29	5.68	3.74	3.21	7.34	4.83	4.15	
IH	52.79	34.63	29.63	5.60	3.67	3.14	7.23	4.74	4.06	
II	52.10	34.08	29.08	5.52	3.61	3.08	7.14	4.67	3.98	
DEUTSCHLAND (PF) DUESSELDORF										
IA	63.18	54.94	50.36	27.67	24.06	22.06	33.80	29.39	26.94	
IB	37.89	32.94	30.20	16.60	14.43	13.23	20.27	17.62	16.16	
IC	33.64	29.25	26.81	14.73	12.81	11.74	18.00	15.65	14.34	
ID	26.90	23.39	21.44	11.78	10.24	9.39	14.39	12.51	11.47	
IE	23.78	20.67	18.95	10.42	9.05	8.30	12.72	11.06	10.14	
IF	22.08	19.20	17.60	9.67	8.41	7.71	11.81	10.27	9.42	
IG	17.59	15.30	14.02	7.70	6.70	6.14	9.41	8.19	7.50	
IH	19.26	16.75	15.35	8.44	7.34	6.72	10.30	8.96	8.21	
II	16.01	13.92	12.76	7.01	6.10	5.59	8.57	7.45	6.83	
HAMBURG										
IA	43.94	38.21	34.99	19.25	16.74	15.33	23.51	20.44	18.72	
IB	43.94	38.21	34.99	19.25	16.74	15.33	23.51	20.44	18.72	
IC	37.26	32.40	29.67	16.32	14.19	13.00	19.93	17.33	15.87	
ID	28.88	25.11	23.00	12.65	11.00	10.07	15.45	13.43	12.31	
IE	23.26	20.23	18.53	10.19	8.86	8.12	12.44	10.82	9.91	
IF	22.51	19.57	17.92	9.86	8.57	7.85	12.04	10.47	9.59	
IG	17.88	15.55	14.24	7.83	6.81	6.24	9.57	8.32	7.62	
IH	18.83	16.38	15.00	8.25	7.17	6.57	10.07	8.76	8.03	
II	16.12	14.02	12.84	7.06	6.14	5.62	8.62	7.50	6.87	
HANNOVER										
IA	42.17	36.67	33.64	18.47	16.06	14.73	22.56	19.62	18.00	
IB	41.56	36.14	33.16	18.20	15.83	14.52	22.23	19.33	17.74	
IC	32.61	28.36	26.02	14.28	12.42	11.40	17.45	15.17	13.92	
ID	27.06	23.53	21.59	11.85	10.31	9.46	14.48	12.59	11.55	
IE	22.86	19.88	18.24	10.01	8.71	7.99	12.23	10.64	9.76	
IF	22.64	19.69	18.06	9.92	8.62	7.91	12.11	10.53	9.66	
IG	19.02	16.54	15.17	8.33	7.24	6.64	10.18	8.85	8.12	
IH	19.91	17.31	15.88	8.72	7.58	6.96	10.65	9.26	8.50	
II	17.65	15.35	14.08	7.73	6.72	6.17	9.44	8.21	7.53	

(1) DIE PREISE OHNE MWST. UMFASSEN NICHT DIE ABZIEHBAREN ENERGIESTEUEERN VON 5 ORE AUF DEM CO2 UND VON 27 ORE /  
 THE PRICES EXCLUDING VAT DOES NOT INCLUDE THE DEDUCTIBLE TAXES OF 5 ORE FOR THE CO2 TAX AND OF 27 ORE FOR THE  
 ENERGY TAX / LES PRIX HTVA NE COMPRENNENT PAS LES TAXES DEDUCTIBLES DE 5 ORE SUR LE CO2 ET DE 27 ORE SUR  
 L'ENERGIE


## PRIX DE L'ELECTRICITE POUR USAGES INDUSTRIELS

JULI 01 JULY 1995 JUILLET	NATIONALE WAERHUNG NATIONAL CURRENCY / KWH MONNAIE NATIONALE			KKS	PPS	SPA / 100 KWH	ECUS / 100 KWH			
	STEUERN INBEGR. WITH TAXES COMPRISES	OHNE MWST. VAT EXCL. HORS TVA	OHNE STEUERN TAXES EXCL. HORS TAXES				STEUERN INBEGR. WITH TAXES COMPRISES	OHNE MWST. VAT EXCL. HORS TVA	OHNE STEUERN TAXES EXCL. HORS TAXES	
VERBRAUCHER-TYPEN STANDARD CONSUMERS CONSUMMATEURS TYPE	STEUERN INBEGR. WITH TAXES COMPRISES	OHNE MWST. VAT EXCL. HORS TVA	OHNE STEUERN TAXES EXCL. HORS TAXES	STEUERN INBEGR. WITH TAXES COMPRISES	OHNE MWST. VAT EXCL. HORS TVA	OHNE STEUERN TAXES EXCL. HORS TAXES	STEUERN INBEGR. WITH TAXES COMPRISES	OHNE MWST. VAT EXCL. HORS TVA	OHNE STEUERN TAXES EXCL. HORS TAXES	
DEUTSCHLAND (PF)										
IA	34.73	30.20	27.68	15.21	13.23	12.12	18.58	16.16	14.81	
IB	34.73	30.20	27.68	15.21	13.23	12.12	18.58	16.16	14.81	
IC	30.57	26.58	24.36	13.39	11.64	10.67	16.35	14.22	13.03	
ID	25.24	21.95	20.12	11.06	9.61	8.81	13.50	11.74	10.76	
IE	22.30	19.39	17.77	9.77	8.49	7.78	11.93	10.37	9.51	
IF	20.42	17.75	16.27	8.94	7.77	7.13	10.92	9.50	8.70	
IG	15.80	13.74	12.59	6.92	6.02	5.51	8.45	7.35	6.74	
IH	17.14	14.91	13.66	7.51	6.53	5.98	9.17	7.98	7.31	
II	14.09	12.25	11.23	6.17	5.37	4.92	7.54	6.55	6.01	
WESTLICHES GEBIET										
IA	52.19	45.38	41.98	22.86	19.88	18.39	27.92	24.28	22.46	
IB	51.83	45.07	41.69	22.70	19.74	18.26	27.73	24.11	22.30	
IC	35.19	30.60	28.31	15.41	13.40	12.40	18.83	16.37	15.15	
ID	27.35	23.78	22.00	11.98	10.42	9.64	14.63	12.72	11.77	
IE	22.36	19.45	17.99	9.79	8.52	7.88	11.96	10.41	9.62	
IF	21.36	18.57	17.18	9.36	8.13	7.52	11.43	9.93	9.19	
IG	18.41	16.01	14.81	8.06	7.01	6.49	9.85	8.57	7.92	
IH	19.39	16.86	15.60	8.49	7.38	6.83	10.37	9.02	8.35	
II	17.42	15.14	14.01	7.63	6.63	6.14	9.32	8.10	7.50	
FRANKFURT/M										
IA	46.20	40.17	37.26	20.24	17.59	16.32	24.72	21.49	19.93	
IB	45.02	39.15	36.32	19.72	17.15	15.91	24.09	20.95	19.43	
IC	34.68	30.16	27.98	15.19	13.21	12.26	18.55	16.14	14.97	
ID	27.93	24.29	22.53	12.23	10.64	9.87	14.94	13.00	12.05	
IE	23.07	20.06	18.61	10.10	8.79	8.15	12.34	10.73	9.96	
IF	22.07	19.19	17.80	9.67	8.41	7.80	11.81	10.27	9.52	
IG	18.37	15.97	14.81	8.05	6.99	6.49	9.83	8.54	7.92	
IH	19.02	16.54	15.34	8.33	7.24	6.72	10.18	8.85	8.21	
II	16.54	14.38	13.34	7.24	6.30	5.84	8.85	7.69	7.14	
STUTT GART										
IA	48.42	42.10	38.91	21.21	18.44	17.04	25.90	22.52	20.82	
IB	47.86	41.62	38.46	20.96	18.23	16.85	25.61	22.27	20.58	
IC	31.22	27.14	25.09	13.67	11.89	10.99	16.70	14.52	13.42	
ID	24.98	21.73	20.08	10.94	9.52	8.80	13.36	11.63	10.74	
IE	20.46	17.80	16.45	8.96	7.80	7.21	10.95	9.52	8.80	
IF	20.07	17.45	16.13	8.79	7.64	7.06	10.74	9.34	8.63	
IG	17.62	15.32	14.16	7.72	6.71	6.20	9.43	8.20	7.58	
IH	18.39	15.99	14.78	8.05	7.00	6.47	9.84	8.55	7.91	
II	16.97	14.76	13.64	7.43	6.46	5.97	9.08	7.90	7.30	
MUENCHEN										
IA	42.83	37.24	34.42	18.76	16.31	15.08	22.91	19.92	18.41	
IB	42.31	36.79	34.00	18.53	16.11	14.89	22.64	19.68	18.19	
IC	36.79	31.99	29.57	16.11	14.01	12.95	19.68	17.11	15.82	
ID	24.04	20.90	19.32	10.53	9.15	8.46	12.86	11.18	10.34	
IE	20.22	17.58	16.25	8.86	7.70	7.12	10.82	9.41	8.69	
IF	19.65	17.08	15.79	8.61	7.48	6.92	10.51	9.14	8.45	
IG	17.22	14.97	13.84	7.54	6.56	6.06	9.21	8.01	7.40	
IH	17.64	15.34	14.18	7.73	6.72	6.21	9.44	8.21	7.59	
II	16.23	14.11	13.04	7.11	6.18	5.71	8.68	7.55	6.98	
SUEDLICHES GEBIET										
IA	42.83	37.24	34.42	18.76	16.31	15.08	22.91	19.92	18.41	
IB	42.31	36.79	34.00	18.53	16.11	14.89	22.64	19.68	18.19	
IC	36.79	31.99	29.57	16.11	14.01	12.95	19.68	17.11	15.82	
ID	24.04	20.90	19.32	10.53	9.15	8.46	12.86	11.18	10.34	
IE	20.22	17.58	16.25	8.86	7.70	7.12	10.82	9.41	8.69	
IF	19.65	17.08	15.79	8.61	7.48	6.92	10.51	9.14	8.45	
IG	17.22	14.97	13.84	7.54	6.56	6.06	9.21	8.01	7.40	
IH	17.64	15.34	14.18	7.73	6.72	6.21	9.44	8.21	7.59	
II	16.23	14.11	13.04	7.11	6.18	5.71	8.68	7.55	6.98	

## PRIX DE L'ELECTRICITE POUR USAGES INDUSTRIELS


JULI 01 JULY 1995 JUILLET	NATIONALE WAEHRUNG NATIONAL CURRENCY / KWH MONNAIE NATIONALE						ECUS / 100 KWH			
	KKS	PPS	SPA / 100 KWH							
VERBRAUCHER-TYPEN	STEUERN INBEGR.	OHNE MWST.	OHNE STEUERN	STEUERN INBEGR.	OHNE MWST.	OHNE STEUERN	STEUERN INBEGR.	OHNE MWST.	OHNE STEUERN	
STANDARD CONSUMERS	WITH TAXES	VAT EXCL.	TAXES EXCL.	WITH TAXES	VAT EXCL.	TAXES EXCL.	WITH TAXES	VAT EXCL.	TAXES EXCL.	
CONSUMMATEURS TYPE	TAXES COMPRISES	HORS TVA	HORS TAXES	TAXES COMPRISES	HORS TVA	HORS TAXES	TAXES COMPRISES	HORS TVA	HORS TAXES	
DEUTSCHLAND (PF)						ERFURT				
IA	41.37	35.97	35.97	18.12	15.75	15.75	22.13	19.24	19.24	
IB	41.00	35.65	35.65	17.96	15.61	15.61	21.94	19.07	19.07	
IC	31.82	27.67	27.67	13.94	12.12	12.12	17.02	14.80	14.80	
ID	23.73	20.64	20.64	10.39	9.04	9.04	12.70	11.04	11.04	
IE	20.10	17.48	17.48	8.80	7.66	7.66	10.75	9.35	9.35	
IF	20.06	17.45	17.45	8.79	7.64	7.64	10.73	9.34	9.34	
IG	17.26	15.01	15.01	7.56	6.57	6.57	9.23	8.03	8.03	
IH	18.36	15.96	15.96	8.04	6.99	6.99	9.82	8.54	8.54	
II	16.39	14.25	14.25	7.18	6.24	6.24	8.77	7.62	7.62	
						LEIPZIG				
IA	33.80	29.39	29.39	14.80	12.87	12.87	18.08	15.72	15.72	
IB	33.16	28.84	28.84	14.52	12.63	12.63	17.74	15.43	15.43	
IC	31.07	27.02	27.02	13.61	11.83	11.83	16.62	14.46	14.46	
ID	25.15	21.87	21.87	11.02	9.58	9.58	13.46	11.70	11.70	
IE	21.21	18.45	18.45	9.29	8.08	8.08	11.35	9.87	9.87	
IF	19.47	16.93	16.93	8.53	7.42	7.42	10.42	9.06	9.06	
IG	15.69	13.64	13.64	6.87	5.97	5.97	8.39	7.30	7.30	
IH	16.75	14.56	14.56	7.34	6.38	6.38	8.96	7.79	7.79	
II	14.29	12.43	12.43	6.26	5.44	5.44	7.65	6.65	6.65	
						ROSTOCK				
IA	42.55	37.00	37.00	18.64	16.21	16.21	22.76	19.80	19.80	
IB	42.55	37.00	37.00	18.64	16.21	16.21	22.76	19.80	19.80	
IC	38.50	33.48	33.48	16.86	14.66	14.66	20.60	17.91	17.91	
ID	25.00	21.74	21.74	10.95	9.52	9.52	13.38	11.63	11.63	
IE	20.36	17.70	17.70	8.92	7.75	7.75	10.89	9.47	9.47	
IF	20.36	17.70	17.70	8.92	7.75	7.75	10.89	9.47	9.47	
IG	17.28	15.03	15.03	7.57	6.58	6.58	9.24	8.04	8.04	
IH	16.46	14.31	14.31	7.21	6.27	6.27	8.81	7.66	7.66	
II	14.19	12.34	12.34	6.22	5.40	5.40	7.59	6.60	6.60	
						ELLAS (DRA)				
IA	30.86	26.15	26.15	13.33	11.30	11.30	10.15	8.60	8.60	
IB	30.74	26.05	26.05	13.28	11.25	11.25	10.11	8.57	8.57	
IC	28.38	24.05	24.05	12.26	10.39	10.39	9.34	7.91	7.91	
ID	22.61	19.16	19.16	9.77	8.28	8.28	7.44	6.30	6.30	
IE	20.92	17.73	17.73	9.04	7.66	7.66	6.88	5.83	5.83	
IF	20.92	17.73	17.73	9.04	7.66	7.66	6.88	5.83	5.83	
IG	17.77	15.06	15.06	7.68	6.51	6.51	5.85	4.95	4.95	
IH	16.45	13.94	13.94	7.11	6.02	6.02	5.41	4.59	4.59	
II	14.42	12.22	12.22	6.23	5.28	5.28	4.74	4.02	4.02	
						ATHINAI				
IA	30.86	26.15	26.15	13.33	11.30	11.30	10.15	8.60	8.60	
IB	30.74	26.05	26.05	13.28	11.25	11.25	10.11	8.57	8.57	
IC	28.38	24.05	24.05	12.26	10.39	10.39	9.34	7.91	7.91	
ID	22.61	19.16	19.16	9.77	8.28	8.28	7.44	6.30	6.30	
IE	20.92	17.73	17.73	9.04	7.66	7.66	6.88	5.83	5.83	
IF	20.92	17.73	17.73	9.04	7.66	7.66	6.88	5.83	5.83	
IG	17.77	15.06	15.06	7.68	6.51	6.51	5.85	4.95	4.95	
IH	16.45	13.94	13.94	7.11	6.02	6.02	5.41	4.59	4.59	
II	14.42	12.22	12.22	6.23	5.28	5.28	4.74	4.02	4.02	
						ESPANA (PTA)				
IA	22.44	19.34	19.34	17.21	14.83	14.83	13.94	12.01	12.01	
IB	22.44	19.34	19.34	17.21	14.83	14.83	13.94	12.01	12.01	
IC	16.99	14.65	14.65	13.03	11.24	11.24	10.55	9.10	9.10	
ID	15.62	13.47	13.47	11.98	10.33	10.33	9.70	8.36	8.36	
IE	13.96	12.03	12.03	10.71	9.23	9.23	8.67	7.47	7.47	
IF	13.07	11.27	11.27	10.02	8.64	8.64	8.12	7.00	7.00	
IG	11.76	10.14	10.14	9.02	7.78	7.78	7.30	6.30	6.30	
IH	11.78	10.16	10.16	9.04	7.79	7.79	7.32	6.31	6.31	
II	10.56	9.11	9.11	8.10	6.99	6.99	6.56	5.66	5.66	
						MADRID				
IA	22.44	19.34	19.34	17.21	14.83	14.83	13.94	12.01	12.01	
IB	22.44	19.34	19.34	17.21	14.83	14.83	13.94	12.01	12.01	
IC	16.99	14.65	14.65	13.03	11.24	11.24	10.55	9.10	9.10	
ID	15.62	13.47	13.47	11.98	10.33	10.33	9.70	8.36	8.36	
IE	13.96	12.03	12.03	10.71	9.23	9.23	8.67	7.47	7.47	
IF	13.07	11.27	11.27	10.02	8.64	8.64	8.12	7.00	7.00	
IG	11.76	10.14	10.14	9.02	7.78	7.78	7.30	6.30	6.30	
IH	11.78	10.16	10.16	9.04	7.79	7.79	7.32	6.31	6.31	
II	10.56	9.11	9.11	8.10	6.99	6.99	6.56	5.66	5.66	

## PRIX DE L'ELECTRICITE POUR USAGES INDUSTRIELS

JULI 01 JULY 1995 JUILLET	NATIONALE WAEHRUNG NATIONAL CURRENCY / KWH MONNAIE NATIONALE			KKS	PPS	SPA / 100 KWH	ECUS / 100 KWH							
	VERBRAUCHER-TYPEN	STEUERN	OHNE				OHNE	STEUERN	OHNE		OHNE	STEUERN	OHNE	OHNE
	STANDARD CONSUMERS	INBEGR. WITH TAXES	MWST. VAT EXCL.				OHNE TAXES EXCL.	INBEGR. WITH TAXES	MWST. VAT EXCL.		OHNE TAXES EXCL.	INBEGR. WITH TAXES	MWST. VAT EXCL.	OHNE TAXES EXCL.
CONSUMMATEURS TYPE	COMPRISES	HORS TVA	HORS TAXES	COMPRISES	TVA	TAXES	COMPRISES	TVA	TAXES	COMPRISES	TVA	TAXES		
FRANCE (CENT.)														
IA	86.37	72.82	65.87	12.18	10.27	9.29	13.21	11.14	10.08					
IB	81.21	68.48	65.87	11.45	9.66	9.29	12.43	10.48	10.08					
IC	74.91	63.16	60.75	10.56	8.91	8.57	11.46	9.66	9.29					
ID	59.70	50.34	50.34	8.42	7.10	7.10	9.13	7.70	7.70					
IE	50.36	42.46	42.46	7.10	5.99	5.99	7.71	6.50	6.50					
IF	50.36	42.46	42.46	7.10	5.99	5.99	7.71	6.50	6.50					
IG	43.44	36.63	36.63	6.13	5.16	5.16	6.65	5.60	5.60					
IH	39.47	33.28	33.28	5.57	4.69	4.69	6.04	5.09	5.09					
II	35.41	29.85	29.85	4.99	4.21	4.21	5.42	4.57	4.57					
LILLE														
IA	85.62	72.19	65.87	12.07	10.18	9.29	13.10	11.05	10.08					
IB	80.93	68.24	65.87	11.41	9.62	9.29	12.38	10.44	10.08					
IC	74.65	62.94	60.75	10.53	8.87	8.57	11.42	9.63	9.29					
ID	59.70	50.34	50.34	8.42	7.10	7.10	9.13	7.70	7.70					
IE	50.36	42.46	42.46	7.10	5.99	5.99	7.71	6.50	6.50					
IF	50.36	42.46	42.46	7.10	5.99	5.99	7.71	6.50	6.50					
IG	43.44	36.63	36.63	6.13	5.16	5.16	6.65	5.60	5.60					
IH	39.47	33.28	33.28	5.57	4.69	4.69	6.04	5.09	5.09					
II	35.41	29.85	29.85	4.99	4.21	4.21	5.42	4.57	4.57					
STRASBOURG														
IA	80.62	67.98	65.87	11.37	9.59	9.29	12.33	10.40	10.08					
IB	79.06	66.66	65.87	11.15	9.40	9.29	12.10	10.20	10.08					
IC	72.92	61.48	60.75	10.28	8.67	8.57	11.16	9.41	9.29					
ID	59.70	50.34	50.34	8.42	7.10	7.10	9.13	7.70	7.70					
IE	50.36	42.46	42.46	7.10	5.99	5.99	7.71	6.50	6.50					
IF	50.36	42.46	42.46	7.10	5.99	5.99	7.71	6.50	6.50					
IG	43.44	36.63	36.63	6.13	5.16	5.16	6.65	5.60	5.60					
IH	39.47	33.28	33.28	5.57	4.69	4.69	6.04	5.09	5.09					
II	35.41	29.85	29.85	4.99	4.21	4.21	5.42	4.57	4.57					
LYON (1)														
IA	85.62	72.19	65.87	12.07	10.18	9.29	13.10	11.05	10.08					
IB	80.93	68.24	65.87	11.41	9.62	9.29	12.38	10.44	10.08					
IC	74.65	62.94	60.75	10.53	8.87	8.57	11.42	9.63	9.29					
ID	59.70	50.34	50.34	8.42	7.10	7.10	9.13	7.70	7.70					
IE	50.36	42.46	42.46	7.10	5.99	5.99	7.71	6.50	6.50					
IF	50.36	42.46	42.46	7.10	5.99	5.99	7.71	6.50	6.50					
IG	43.44	36.63	36.63	6.13	5.16	5.16	6.65	5.60	5.60					
IH	39.47	33.28	33.28	5.57	4.69	4.69	6.04	5.09	5.09					
II	35.41	29.85	29.85	4.99	4.21	4.21	5.42	4.57	4.57					
IRELAND (P)														
DUBLIN														
IA	11.421	10.152	10.152	16.00	14.22	14.22	13.92	12.38	12.38					
IB	11.267	10.015	10.015	15.79	14.03	14.03	13.73	12.21	12.21					
IC	9.042	8.037	8.037	12.67	11.26	11.26	11.02	9.80	9.80					
ID	6.910	6.142	6.142	9.68	8.60	8.60	8.42	7.49	7.49					
IE	5.640	5.013	5.013	7.90	7.02	7.02	6.89	6.11	6.11					
IF	5.274	4.688	4.688	7.39	6.57	6.57	6.43	5.71	5.71					
IG	4.538	4.034	4.034	6.36	5.65	5.65	5.53	4.92	4.92					
IH	4.544	4.039	4.039	6.37	5.66	5.66	5.54	4.92	4.92					
II	4.132	3.673	3.673	5.79	5.15	5.15	5.04	4.48	4.48					

(1) PREISE AUCH GUELTIG FUER / PRICES ALSO VALID FOR / PRIX EGALEMENT VALABLES POUR : MARSEILLE, TOULOUSE

## PRIX DE L'ELECTRICITE POUR USAGES INDUSTRIELS


JULI 01 JULY 1995 JUILLET	NATIONALE WAERHUNG NATIONAL CURRENCY / KWH MONNAIE NATIONALE			KKS	PPS	SPA / 100 KWH	ECUS / 100 KWH			
	STEUERN INBEGR. WITH TAXES COMPRISES	OHNE MWST. VAT EXCL. TVA	OHNE STEUERN TAXES EXCL.				STEUERN INBEGR. WITH TAXES COMPRISES	OHNE MWST. VAT EXCL. TVA	OHNE STEUERN TAXES EXCL.	
ITALIA (LIT)										
							NATIONAL			
IA	362.89	329.90	278.20	21.41	19.46	16.41	16.69	15.18	12.80	
IB	296.23	269.30	223.60	17.48	15.89	13.19	13.63	12.39	10.29	
IC	243.56	221.42	175.72	14.37	13.06	10.37	11.20	10.19	8.08	
ID	224.31	203.92	158.22	13.23	12.03	9.33	10.32	9.38	7.28	
IE	193.83	176.21	130.51	11.44	10.40	7.70	8.92	8.11	6.00	
IF	177.41	161.28	130.51	10.47	9.52	7.70	8.16	7.42	6.00	
IG	141.40	128.55	107.03	8.34	7.58	6.31	6.50	5.91	4.92	
IH	130.60	118.73	100.54	7.71	7.01	5.93	6.01	5.46	4.62	
II	113.16	102.87	84.94	6.68	6.07	5.01	5.21	4.73	3.91	
G. D. LUXEMBOURG (LFR)										
							NATIONAL 50 % (1) (2)			
IA	5.67	5.34	5.34	13.14	12.39	12.39	14.75	13.91	13.91	
IB	5.74	5.41	5.41	13.31	12.56	12.56	14.94	14.09	14.09	
IC	4.42	4.17	4.17	10.24	9.66	9.66	11.49	10.84	10.84	
ID	3.60	3.39	3.39	8.34	7.87	7.87	9.37	8.83	8.83	
IE	3.05	2.88	2.88	7.08	6.67	6.67	7.94	7.49	7.49	
IF	2.44	2.30	2.30	5.65	5.33	5.33	6.34	5.98	5.98	
IG	2.01	1.89	1.89	4.65	4.39	4.39	5.22	4.93	4.93	
IH	2.08	1.96	1.96	4.82	4.55	4.55	5.41	5.11	5.11	
II	1.84	1.73	1.73	4.26	4.02	4.02	4.78	4.51	4.51	
NATIONAL 0 % (1)										
IA	7.13	6.72	6.72	16.52	15.59	15.59	18.55	17.50	17.50	
IB	7.08	6.68	6.68	16.41	15.48	15.48	18.42	17.38	17.38	
IC	5.27	4.97	4.97	12.21	11.52	11.52	13.71	12.93	12.93	
ID	4.14	3.91	3.91	9.60	9.06	9.06	10.77	10.16	10.16	
IE	3.39	3.20	3.20	7.86	7.42	7.42	8.82	8.32	8.32	
IF	2.44	2.30	2.30	5.65	5.33	5.33	6.34	5.98	5.98	
IG	2.01	1.89	1.89	4.65	4.39	4.39	5.22	4.93	4.93	
IH	2.08	1.96	1.96	4.82	4.55	4.55	5.41	5.11	5.11	
II	1.84	1.73	1.73	4.26	4.02	4.02	4.78	4.51	4.51	
NATIONAL 100 % (1)										
IA	4.43	4.18	4.18	10.28	9.70	9.70	11.54	10.89	10.89	
IB	4.36	4.11	4.11	10.10	9.53	9.53	11.34	10.70	10.70	
IC	3.57	3.36	3.36	8.27	7.80	7.80	9.28	8.75	8.75	
ID	3.06	2.88	2.88	7.08	6.68	6.68	7.95	7.50	7.50	
IE	2.71	2.56	2.56	6.29	5.93	5.93	7.06	6.66	6.66	
IF	2.44	2.30	2.30	5.65	5.33	5.33	6.34	5.98	5.98	
IG	2.01	1.89	1.89	4.65	4.39	4.39	5.22	4.93	4.93	
IH	2.08	1.96	1.96	4.82	4.55	4.55	5.41	5.11	5.11	
II	1.84	1.73	1.73	4.26	4.02	4.02	4.78	4.51	4.51	
NEDERLANDS (CENTS)										
							ROTTERDAM			
IA	25.58	21.77	21.77	11.15	9.49	9.49	12.20	10.38	10.38	
IB	25.64	21.82	21.82	11.18	9.51	9.51	12.23	10.41	10.41	
IC	28.21	24.01	24.01	12.30	10.47	10.47	13.46	11.45	11.45	
ID	22.02	18.74	18.74	9.60	8.17	8.17	10.50	8.94	8.94	
IE	17.52	14.91	14.91	7.64	6.50	6.50	8.36	7.11	7.11	
IF	15.20	12.94	12.94	6.63	5.64	5.64	7.25	6.17	6.17	
IG	12.29	10.46	10.46	5.36	4.56	4.56	5.86	4.99	4.99	
IH	13.04	11.10	11.10	5.69	4.84	4.84	6.22	5.29	5.29	
II	11.57	9.85	9.85	5.04	4.29	4.29	5.52	4.70	4.70	

(1) LEISTUNGSVERMINDERUNG / POWER REDUCTION / EFFACEMENT DE PUISSANCE


(2) VERWENDET FUER GEMEINSCHAFTLICHE VERGLEICHE / TAKEN FOR COMMUNITY COMPARISON / UTILISE POUR COMPARAISON COMMUNAUTAIRE




## PRIX DE L'ELECTRICITE POUR USAGES INDUSTRIELS

JULI 01 JULY 1995 JUILLET	NATIONALE WAERUNG NATIONAL CURRENCY / KWH MONNAIE NATIONALE			KKS PPS SPA / 100 KWH			ECUS / 100 KWH				
	VERBRAUCHER-TYPEN	STEUERN INBEGR.	OHNE MWST.	OHNE STEUERN	STEUERN INBEGR.	OHNE MWST.	OHNE STEUERN	STEUERN INBEGR.	OHNE MWST.		OHNE STEUERN
	STANDARD CONSUMERS	WITH TAXES	VAT	EXCL. TAXES	WITH TAXES	VAT	EXCL. TAXES	WITH TAXES	VAT		EXCL. TAXES
CONSUMMATEURS TYPE	TAXES COMPRISES	HORS TVA	HORS TAXES	TAXES COMPRISES	HORS TVA	HORS TAXES	TAXES COMPRISES	HORS TVA	HORS TAXES		
NEDERLANDS (CENTS)											
NOORD-HOLLAND											
IA	22.77	19.38	19.38	9.93	8.45	8.45	10.86	9.24	9.24		
IB	22.61	19.24	19.24	9.86	8.39	8.39	10.78	9.18	9.18		
IC	23.19	19.74	19.74	10.11	8.61	8.61	11.06	9.42	9.42		
ID	16.58	14.11	14.11	7.23	6.15	6.15	7.91	6.73	6.73		
IE	13.97	11.89	11.89	6.09	5.18	5.18	6.66	5.67	5.67		
IF	13.71	11.67	11.67	5.98	5.09	5.09	6.54	5.57	5.57		
IG	11.64	9.91	9.91	5.08	4.32	4.32	5.55	4.73	4.73		
IH	12.31	10.48	10.48	5.37	4.57	4.57	5.87	5.00	5.00		
II	10.87	9.25	9.25	4.74	4.03	4.03	5.18	4.41	4.41		
NOORD-BRABANT											
IA	20.79	17.69	17.69	9.06	7.71	7.71	9.92	8.44	8.44		
IB	21.35	18.17	18.17	9.31	7.92	7.92	10.18	8.67	8.67		
IC	24.76	21.07	21.07	10.80	9.19	9.19	11.81	10.05	10.05		
ID	15.82	13.46	13.46	6.90	5.87	5.87	7.55	6.42	6.42		
IE	13.34	11.35	11.35	5.82	4.95	4.95	6.36	5.41	5.41		
IF	13.29	11.31	11.31	5.79	4.93	4.93	6.34	5.39	5.39		
IG	11.88	10.11	10.11	5.18	4.41	4.41	5.67	4.82	4.82		
IH	12.28	10.45	10.45	5.35	4.56	4.56	5.86	4.98	4.98		
II	11.42	9.72	9.72	4.98	4.24	4.24	5.45	4.64	4.64		
OESTERREICH (OS)											
OBEROESTERREICH/TIROL/WIEN											
IA	2.59	2.16	2.16	16.99	14.17	14.17	19.72	16.44	16.44		
IB	2.76	2.30	2.30	18.10	15.09	15.09	21.01	17.51	17.51		
IC	1.97	1.64	1.64	12.92	10.76	10.76	15.00	12.48	12.48		
ID	1.60	1.33	1.33	10.49	8.72	8.72	12.18	10.12	10.12		
IE	1.30	1.08	1.08	8.53	7.08	7.08	9.90	8.22	8.22		
IF	1.24	1.03	1.03	8.13	6.76	6.76	9.44	7.84	7.84		
IG	1.10	0.92	0.92	7.21	6.03	6.03	8.37	7.00	7.00		
IH	1.09	0.91	0.91	7.15	5.97	5.97	8.30	6.93	6.93		
II	1.00	0.83	0.83	6.56	5.44	5.44	7.61	6.32	6.32		
PORTUGAL (ESC)											
LISBOA											
IA	25.300	24.100	24.080	18.98	18.08	18.06	12.88	12.27	12.26		
IB	26.250	25.000	24.990	19.69	18.75	18.74	13.36	12.73	12.72		
IC	21.600	20.570	20.570	16.20	15.43	15.43	10.99	10.47	10.47		
ID	18.530	17.640	17.640	13.90	13.23	13.23	9.43	8.98	8.98		
IE	16.460	15.680	15.680	12.35	11.76	11.76	8.38	7.98	7.98		
IF	16.460	15.680	15.680	12.35	11.76	11.76	8.36	7.98	7.98		
IG	13.480	12.840	12.840	10.11	9.63	9.63	6.86	6.54	6.54		
IH	12.560	11.970	11.970	9.42	8.98	8.98	6.39	6.09	6.09		
II	11.600	11.050	11.050	8.70	8.29	8.29	5.90	5.62	5.62		
S. MIGUEL ACORES											
IA	33.710	32.410	32.410	25.28	24.31	24.31	17.16	16.50	16.50		
IB	33.710	32.410	32.410	25.28	24.31	24.31	17.16	16.50	16.50		
IC	29.690	28.550	28.550	22.27	21.41	21.41	15.11	14.53	14.53		
ID	26.660	25.630	25.630	20.00	19.22	19.22	13.57	13.05	13.05		
IE	23.580	22.670	22.670	17.69	17.00	17.00	12.00	11.54	11.54		
IF	23.800	22.880	22.880	17.85	17.16	17.16	12.11	11.65	11.65		
IG											
IH											
II											

## PRIX DE L'ELECTRICITE POUR USAGES INDUSTRIELS

JULI 01 JULY 1995 JUILLET	NATIONALE WAERHUNG NATIONAL CURRENCY / KWH MONNAIE NATIONALE			KKS	PPS	SPA / 100 KWH	ECUS / 100 KWH			
	VERBRAUCHER-TYPEN STANDARD CONSUMERS CONSOMMATEURS TYPE	STEUERN INBEGR. WITH TAXES COMPRISES	OHNE MWST. VAT EXCL. HORS TVA				OHNE STEUERN TAXES EXCL. HORS TAXES	STEUERN INBEGR. WITH TAXES COMPRISES	OHNE MWST. VAT EXCL. HORS TVA	
SUOMI/FINLAND (CFM)										
IA	44.40	36.40	36.40	6.66	5.46	5.46	7.77	6.37	6.37	
IB	44.70	36.60	36.60	6.71	5.49	5.49	7.82	6.41	6.41	
IC	42.20	34.60	34.60	6.33	5.19	5.19	7.39	6.06	6.06	
ID	37.50	30.70	30.70	5.63	4.61	4.61	6.56	5.37	5.37	
IE	32.30	26.50	26.50	4.85	3.98	3.98	5.65	4.64	4.64	
IF	31.50	25.80	25.80	4.73	3.87	3.87	5.51	4.52	4.52	
IG	27.90	22.90	22.90	4.19	3.44	3.44	4.88	4.01	4.01	
IH	27.50	22.50	22.50	4.13	3.38	3.38	4.81	3.94	3.94	
II	.	.	.	.	.	.	.	.	.	
SVERIGE										
IA										
IB										
IC										
ID										
IE										
IF										
IG										
IH										
II										
UNITED KINGDOM (P)										
LONDON										
IA	8.770	7.460	7.460	12.69	10.79	10.79	10.39	8.84	8.84	
IB	8.540	7.270	7.270	12.36	10.52	10.52	10.12	8.61	8.61	
IC	6.400	5.450	5.450	9.26	7.89	7.89	7.58	6.46	6.46	
ID	5.930	5.050	5.050	8.58	7.31	7.31	7.03	5.98	5.98	
IE	5.280	4.490	4.490	7.64	6.50	6.50	6.26	5.32	5.32	
IF	5.190	4.410	4.410	7.51	6.38	6.38	6.15	5.23	5.23	
IG	4.670	3.970	3.970	6.76	5.74	5.74	5.53	4.70	4.70	
IH	4.680	3.990	3.990	6.77	5.77	5.77	5.55	4.73	4.73	
II	.	.	.	.	.	.	.	.	.	
LEEDS										
IA	8.670	7.380	7.380	12.55	10.68	10.68	10.27	8.75	8.75	
IB	11.030	9.390	9.390	15.96	13.59	13.59	13.07	11.13	11.13	
IC	8.520	7.250	7.250	12.33	10.49	10.49	10.10	8.59	8.59	
ID	6.030	5.130	5.130	8.73	7.42	7.42	7.15	6.08	6.08	
IE	5.550	4.720	4.720	8.03	6.83	6.83	6.58	5.59	5.59	
IF	.	.	.	.	.	.	.	.	.	
IG	.	.	.	.	.	.	.	.	.	
IH	.	.	.	.	.	.	.	.	.	
II	.	.	.	.	.	.	.	.	.	
BIRMINGHAM										
IA	8.800	7.490	7.490	12.73	10.84	10.84	10.43	8.88	8.88	
IB	8.650	7.360	7.360	12.52	10.65	10.65	10.25	8.72	8.72	
IC	6.710	5.710	5.710	9.71	8.26	8.26	7.95	6.77	6.77	
ID	5.850	4.980	4.980	8.46	7.21	7.21	6.93	5.90	5.90	
IE	5.220	4.440	4.440	7.55	6.42	6.42	6.19	5.26	5.26	
IF	4.920	4.180	4.180	7.12	6.05	6.05	5.83	4.95	4.95	
IG	.	.	.	.	.	.	.	.	.	
IH	.	.	.	.	.	.	.	.	.	
II	.	.	.	.	.	.	.	.	.	

## PRIX DE L'ELECTRICITE POUR USAGES INDUSTRIELS

JULI 01 JULY 1995 JUILLET	NATIONALE WAHRUNG NATIONAL CURRENCY / KWH MONNAIE NATIONALE			KKS	PPS	SPA / 100 KWH	ECUS / 100 KWH						
	STEUERN INBEGR.	OHNE MWST.	OHNE STEUERN				STEUERN INBEGR.	OHNE MWST.	OHNE STEUERN		STEUERN INBEGR.	OHNE MWST.	OHNE STEUERN
	WITH TAXES	EXCL. VAT	EXCL. TAXES				WITH TAXES	EXCL. VAT	EXCL. TAXES		WITH TAXES	EXCL. VAT	EXCL. TAXES
VERBRAUCHER-TYPEN	STEUERN INBEGR.	OHNE MWST.	OHNE STEUERN	STEUERN INBEGR.	OHNE MWST.	OHNE STEUERN	STEUERN INBEGR.	OHNE MWST.	OHNE STEUERN				
STANDARD CONSUMERS	WITH TAXES	EXCL. VAT	EXCL. TAXES	WITH TAXES	EXCL. VAT	EXCL. TAXES	WITH TAXES	EXCL. VAT	EXCL. TAXES				
CONSUMMATEURS TYPE	TAXES COMPRISES	HORS TVA	HORS TAXES	TAXES COMPRISES	HORS TVA	HORS TAXES	TAXES COMPRISES	HORS TVA	HORS TAXES				
UNITED KINGDOM (P)					GLASGOW								
IA	10.930	9.300	9.300	15.82	13.46	13.46	12.95	11.02	11.02				
IB	10.620	9.040	9.040	15.37	13.08	13.08	12.58	10.71	10.71				
IC	.	.	.	.	.	.	.	.	.				
ID	.	.	.	.	.	.	.	.	.				
IE	.	.	.	.	.	.	.	.	.				
IF	.	.	.	.	.	.	.	.	.				
IG	.	.	.	.	.	.	.	.	.				
IH	.	.	.	.	.	.	.	.	.				
II	.	.	.	.	.	.	.	.	.				
NORGE (CNK) (1)					NATIONAL								
IA	49.60	40.30	40.30	5.31	4.31	4.31	5.95	4.84	4.84				
IB	59.90	48.70	48.70	6.41	5.21	5.21	7.19	5.84	5.84				
IC	55.70	45.20	45.20	5.96	4.84	4.84	6.68	5.42	5.42				
ID	39.10	31.80	31.80	4.18	3.40	3.40	4.69	3.82	3.82				
IE	33.30	27.10	27.10	3.56	2.90	2.90	4.00	3.25	3.25				
IF	30.20	24.60	24.60	3.23	2.63	2.63	3.62	2.95	2.95				
IG	27.00	21.90	21.90	2.89	2.34	2.34	3.24	2.63	2.63				
IH	26.60	21.60	21.60	2.85	2.31	2.31	3.19	2.59	2.59				
II	25.00	20.40	20.40	2.68	2.18	2.18	3.00	2.45	2.45				

(1) IM RAHMEN DER ABKOMMEN MIT DEN MITGLIEDSTAATEN DES EUROPÄISCHEN WIRTSCHAFTSRAUMS (EWR) SIND DIE GASPRISE FUER NORWEGEN AUCH VERÖFFENTLICHT / IN THE FRAMEWORK OF THE AGREEMENTS CONCLUDED BETWEEN THE MEMBER COUNTRIES OF THE EUROPEAN ECONOMIC AGREEMENT (EEA), PRICES FOR NORWAY ARE ALSO PUBLISHED / DANS LE CADRE DES ACCORDS PASSES ENTRE LES PAYS MEMBRES DE L'ESPACE ECONOMIQUE EUROPEEN (EEE), LES PRIX DE LA NORVEGE SONT EGALEMENT PUBLIES

ELEKTRIZITAETSPREISE FUER INDUSTRIE  
 ELECTRICITY PRICES FOR INDUSTRY  
 PRIX DE L'ELECTRICITE POUR USAGES INDUSTRIELS

1995-2

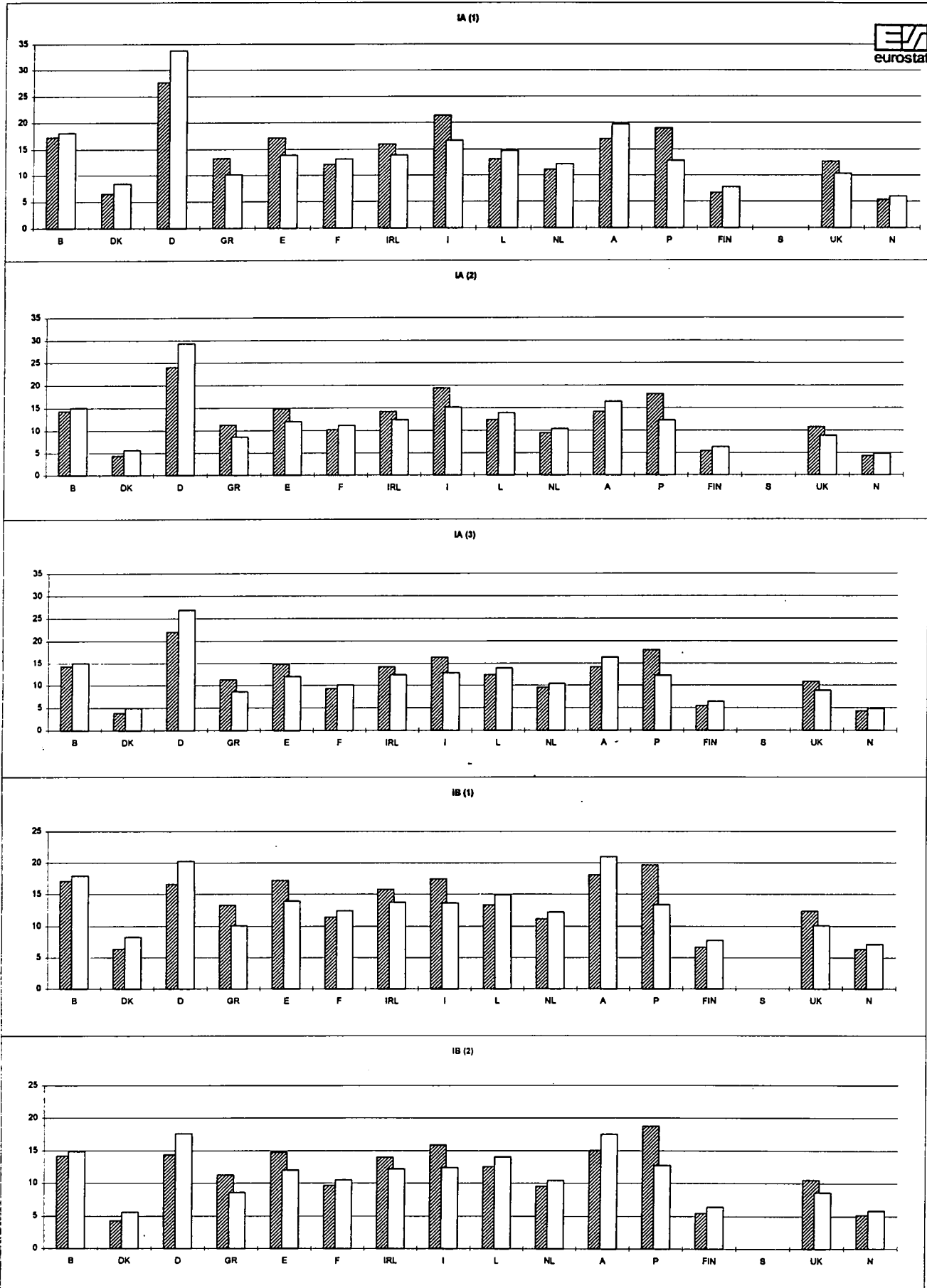
- 1 B BELGIQUE NATIONAL
- 2 DK DANMARK NATIONAL
- 3 D DUESSELDORF
- 4 GR ATHINAJ
- 5 E MADRID
- 6 F PARIS

- 7 IRL DUBLIN
- 8 I ITALIE NATIONAL
- 9 L LUXEMBOURG
- 10 NL ROTTERDAM
- 11 A OESTERREICH
- 12 P LISBOA

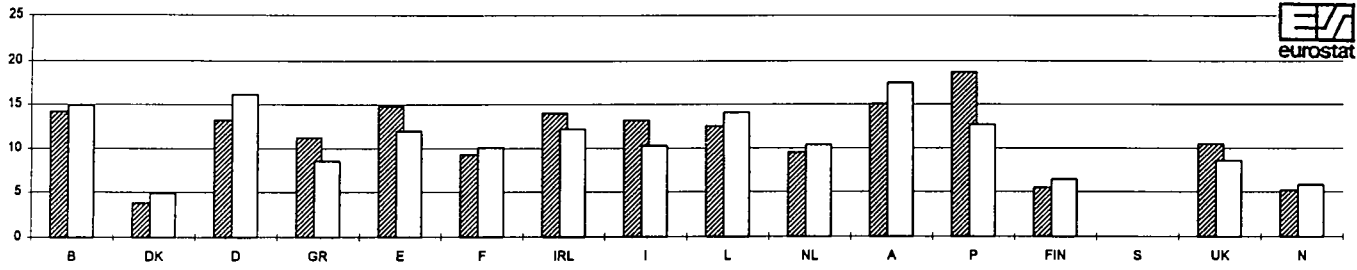
- 13 FIN FINLAND NATIONAL
- 14 S SVERIGE
- 15 UK LONDON
- 16 N NORGE

KKK-PPS-SPA / 100 k  
 ECU / 100 kWh

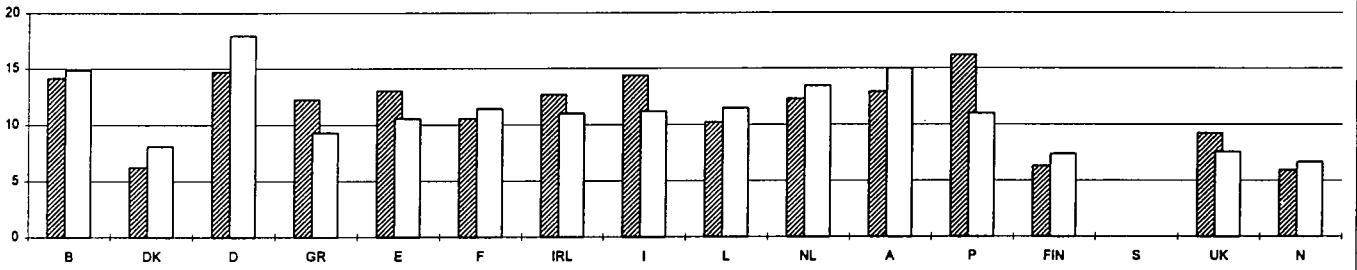
- (1) STEUERN INBEGR/TAXES INCL./TAXES COMPRISES
- (2) OHNE MWST/VAT EXCL./HORS TVA
- (3) OHNE STEUERN/TAXES EXCL./HORS TAXES



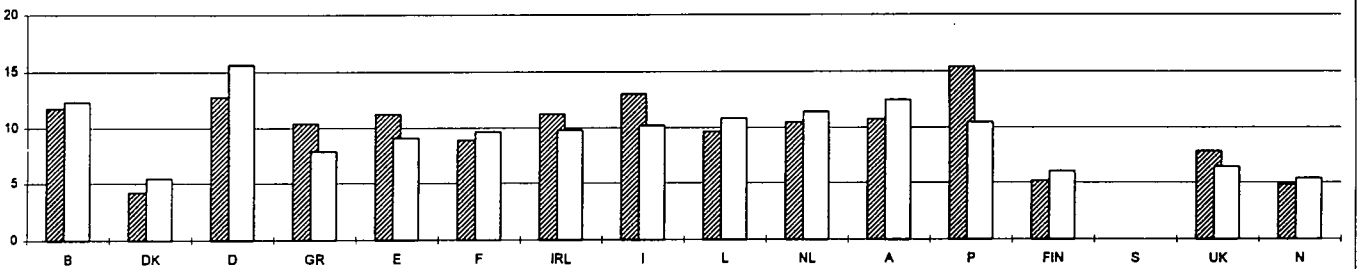
IB (3)



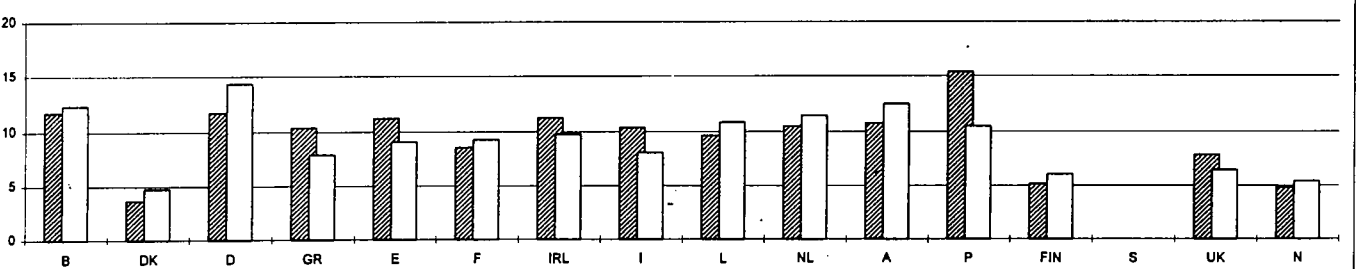
IC (1)



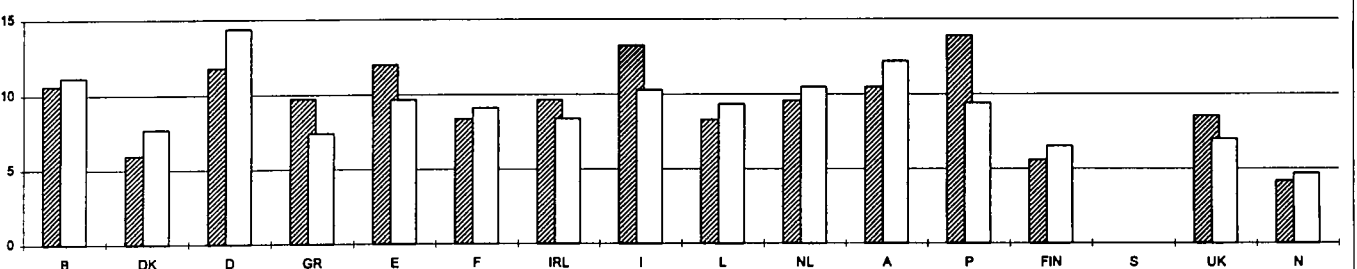
IC (2)



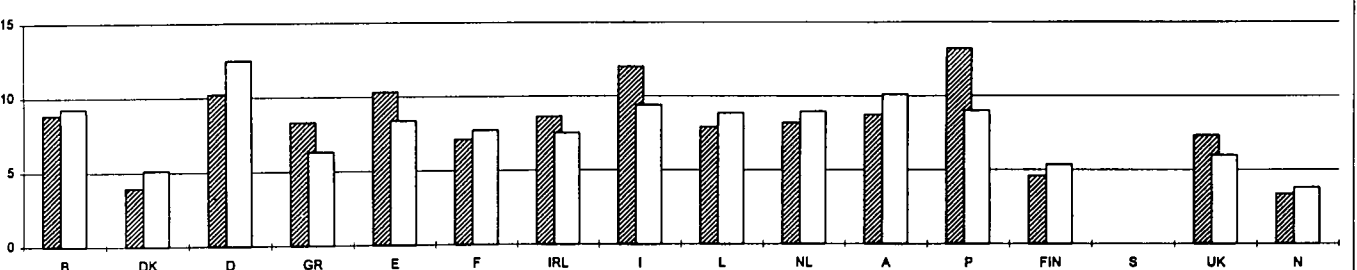
IC (3)



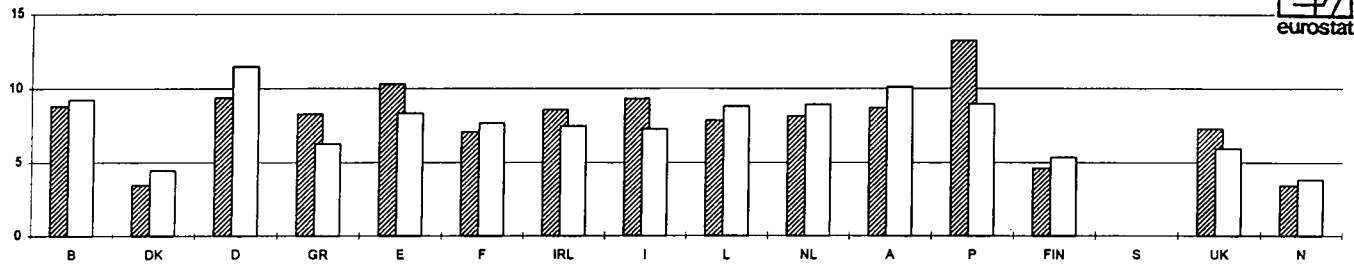
ID (1)



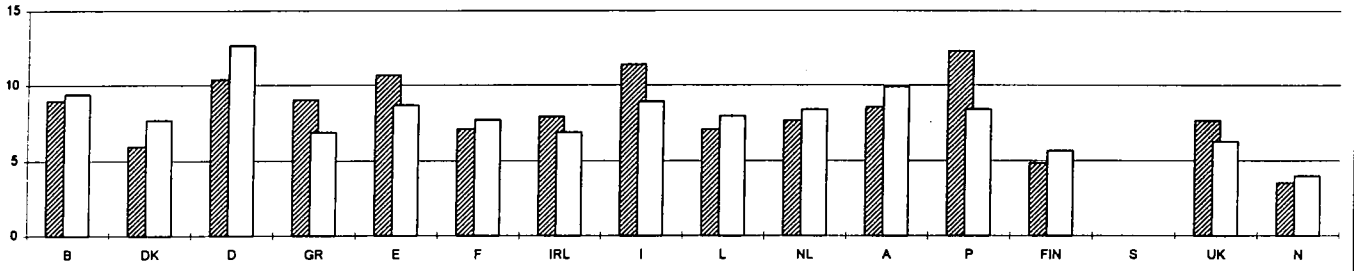
ID (2)



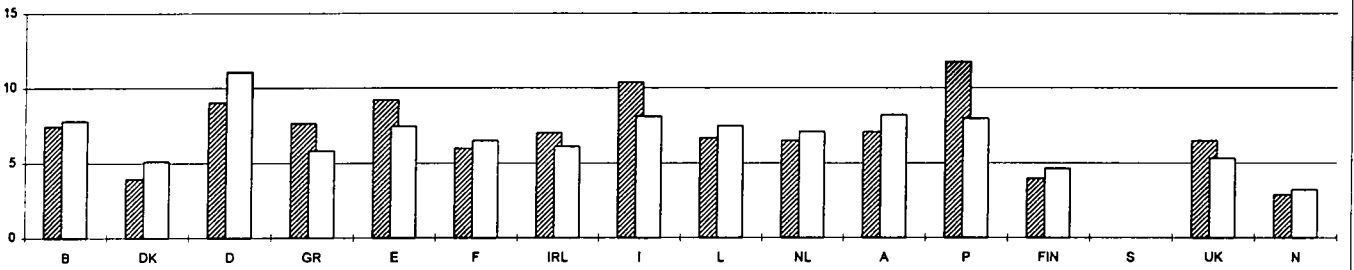
ID (3)



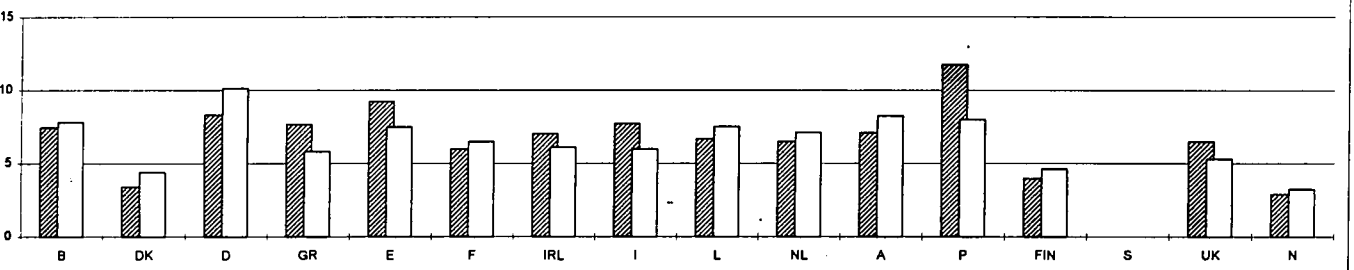
IE (1)



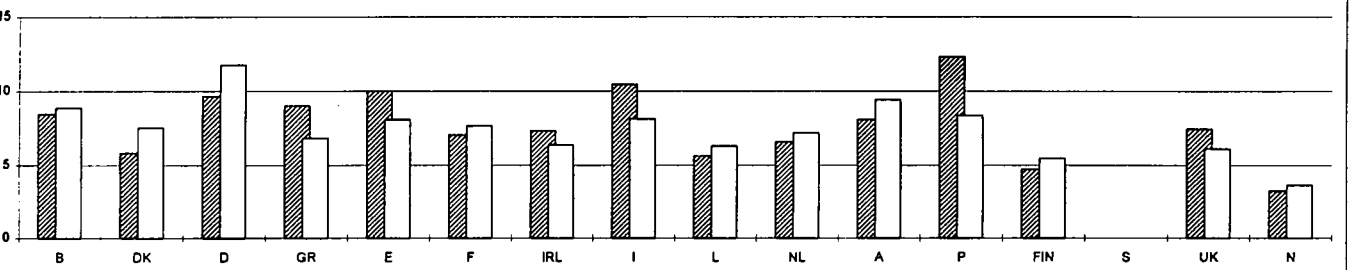
IE (2)



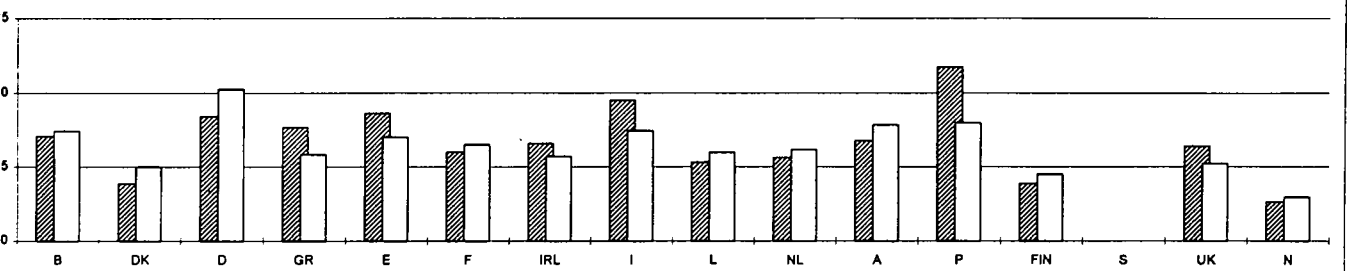
IE (3)



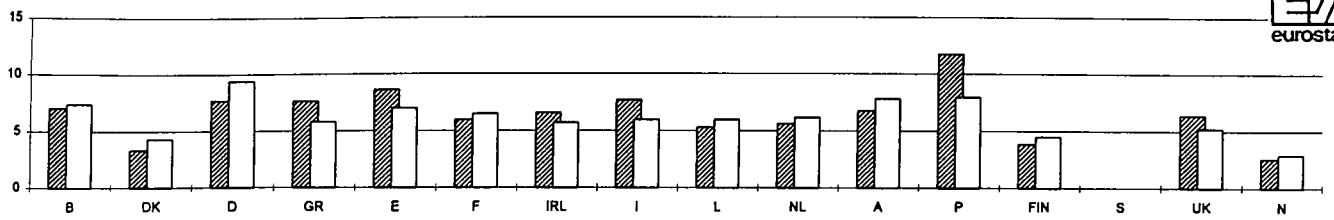
IF (1)



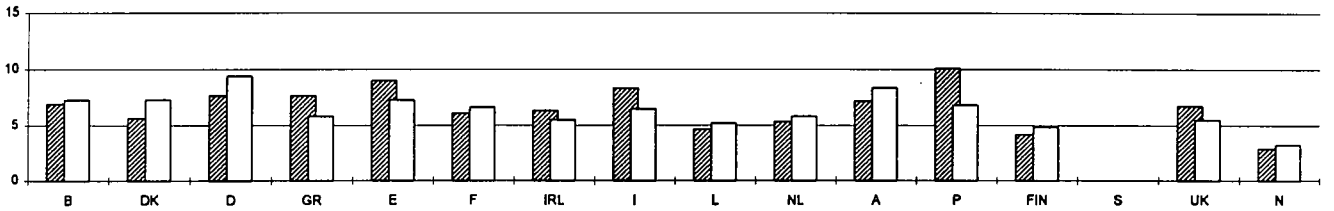
IF (2)



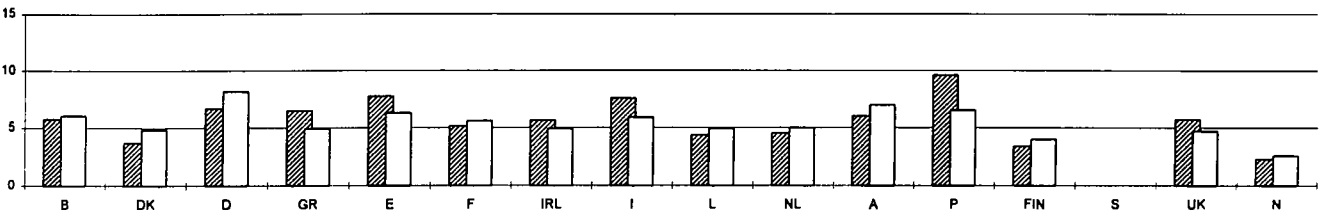
IF (3)



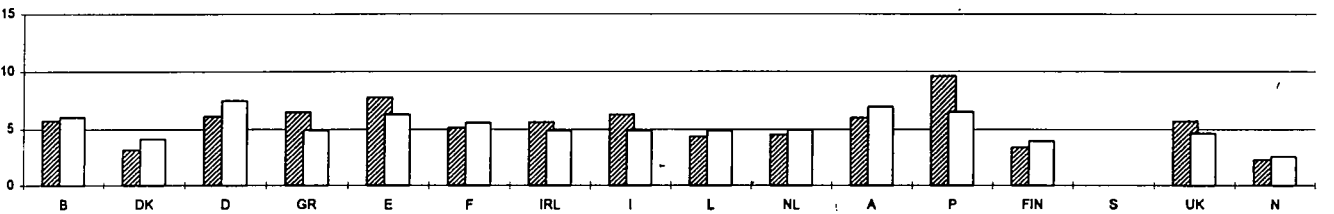
IG (1)



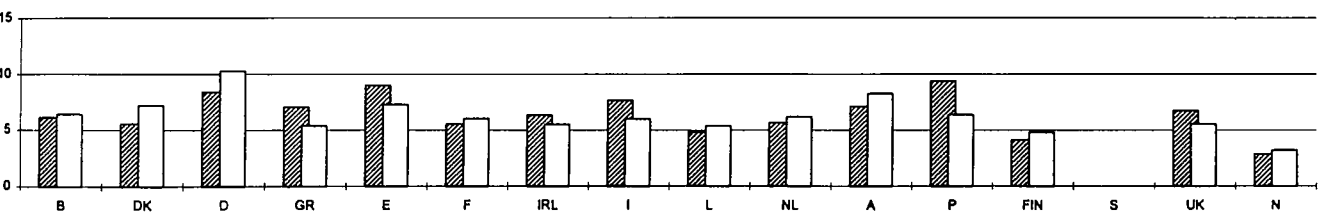
IG (2)



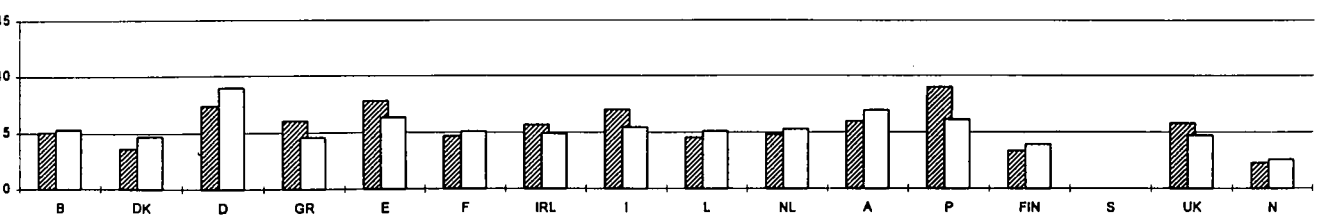
IG (3)



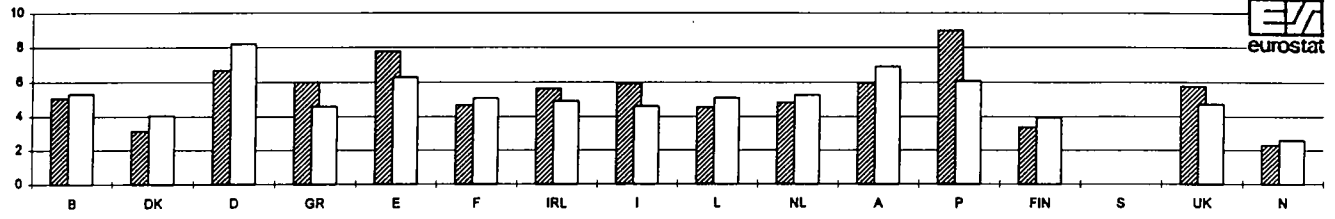
IH (1)



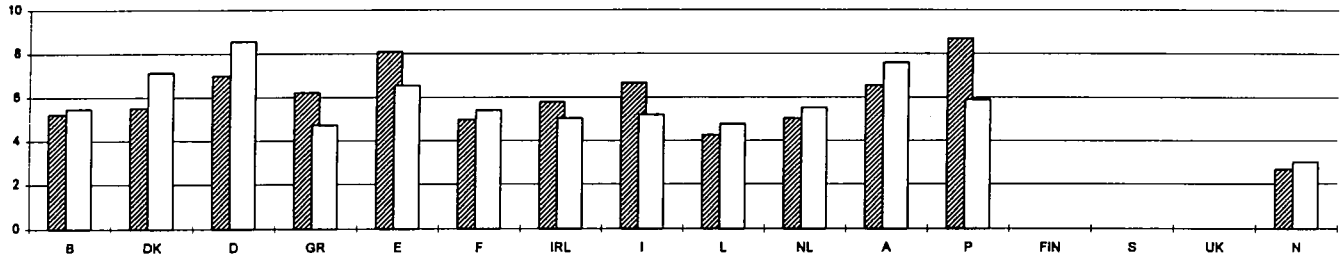
IH (2)



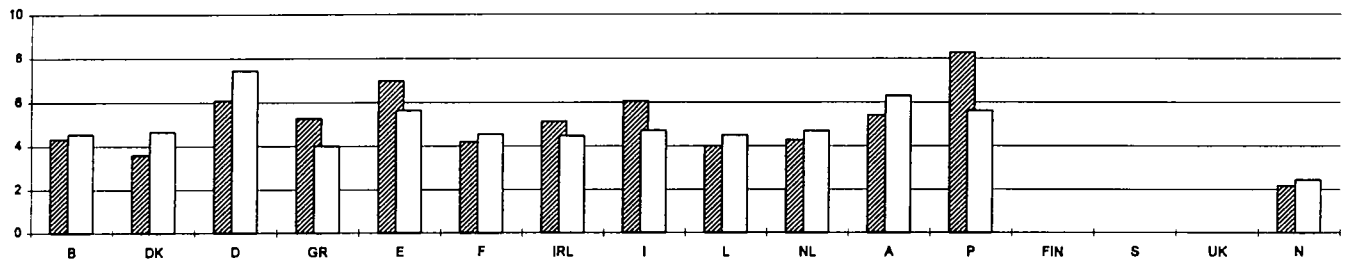
IH (3)



II (1)



II (2)



II (3)

