



STATISTICS IN FOCUS

Energy and industry

1996 □ 13

ISSN 1024-4328

Electricity prices for EU industry on 1 January 1996: comparative trends

These comments are based on prices collected within the framework of Council Directive 90/377/EEC expressed in national currency. For the comparative tables and the graphics, prices in ECU and purchasing power standards (PPS) have been used.

A study of the variations in VAT-excluded prices from 1 July 1995 to 1 January 1996 reveals that:

- In the Netherlands, the largest increases were recorded for I_a^* and I_b (between 15% and 17%). Whereas prices for the other standard consumers showed a rise of between 0.8% (I_j , Nord Holland) and 4.8% (I_h , Rotterdam), the only drops affected I_c (-2.2%) as well as I_d and I_e (-0.4%) in Rotterdam, and also I_c (-17.1%) in the Nord Brabant.
- In Finland, the rise is between 2.6% (I_c) and 12.9% (I_h). In Denmark, it is between 6.2% (I_h) and 8.5% (I_c), in Luxembourg between 0.3% (I_f , I_g , I_h , I_j) and 0.7% (I_a , I_b , I_c , I_d , I_e) and in Belgium it is about 0.2% for all standard consumers.
- In Germany, the only town where prices increased was Erfurt: from 2% (I_e , I_f , I_g , I_h , I_j) to 6.5% for the other consumers. In the other towns, the prices are decreasing. The fall is between -1.5% (I_h , in Leipzig) and -22.1% (I_c , I_j in Düsseldorf). The greatest decrease is for I_a in Düsseldorf (-52%).
- In France, prices for I_a and I_b increased by 0.3% whereas those of I_c , I_d , I_e , I_f , and I_g decreased by about -1%.
- In the United Kingdom, prices for I_c (-2.6%), I_d (-1.2%), I_e (-0.2%) decreased in London, whereas prices for these consumers increased in Birmingham (1.8%, 1%, 2.7%).
- In Portugal, the prices for Lisbon benefited from a drop of between -5% and -6%.
- In Austria, prices remained unchanged, except for I_b (0.4%) and I_f (1%).
- In Greece, Spain, Ireland and Italy, prices remained stable.

* see table below for standard consumers definition.

Manuscript completed on = 26.04.1996

For further information please contact:


Eurostat, L-2920 Luxembourg, tel. 4301-32040 Fax: 4301-34771

Price (excl. VAT) in Luxembourg: Subscription ECU 240,
single copy ECU 6

Catalogue number: CA-NL-96-013-EN-C

Council Directive No 90/377/EEC of 29 June 1990 lays down a Community procedure to improve the transparency of gas and electricity prices charged to industrial end-users. In accordance with Article 1.1, this note sets out the prices for standard consumers and the "marker prices" in force as at 1 January 1995.

Nine standard industrial users, coded I_a to I_j were chosen:

Standard consumer	Annual consumption (kWh)	Maximum demand (kW)	Annual utilisation (in hours)
 I _a	30 000	30	1 000
I _b	50 000	50	1 000
I _c	160 000	100	1 600
I _d	1 250 000	500	2 500
I _e	2 000 000	500	4 000
I _f	10 000 000	2 500	4 000
I _g	24 000 000	4 000	6 000
I _h	50 000 000	10 000	5 000
I _i	70 000 000	10 000	7 000

Prices for the standard consumers are given in national currencies, PPS (estimated purchasing power standard as at 27 March for 1996) and in ECU (average value for January 1996).

1 PPS =

B (BFR)	40.95	E (PTA)	135.75	L (LFR)	43.52	FIN (FMK)	6.70
DK (DKR)	9.67	F (FF)	7.09	NL (HFL)	2.31	S (SKR)	11.13
D (DM)	2.30	IRL (IRL)	0.71	A (ÖS)	15.35	UK (UKL)	0.69
GR (DR)	246.87	I (LIT)	1758.88	P (ESC)	138.61	N (NKR)	9.27


1 ECU =

B (BFR)	38.79	E (PTA)	159.11	L (LFR)	38.79	FIN (FMK)	5.74
DK (DKR)	7.30	F (FF)	6.46	NL (HFL)	2.11	S (SKR)	8.69
D (DM)	1.89	IRL (IRL)	0.81	A (ÖS)	13.27	UK (UKL)	0.84
GR (DR)	310.63	I (LIT)	2045.84	P (ESC)	195.83	N (NKR)	8.29

MARKER PRICE (National currencies)

The marker price is a reference price for a particular consumption category. These prices are usually tied to particular conditions of supply set out in a large body of contractual clauses, which do not permit a simple and direct comparison of these prices among the different Member States.

		With taxes	VAT excl.	Taxes excl.
<u>Belgium</u>	BFR/kWh			
	25 MW	2.16	1.78	1.78
	50 MW	2.03	1.68	1.68
	75 MW	2.00	1.65	1.65
<u>Federal Republic of Germany</u> (North/Central)	PF/kWh			
- lowest	25 MW	13.01	11.31	11.31
	50 MW	12.31	10.70	10.70
	75 MW	12.28	10.68	10.68
- highest	25 MW	15.41	13.40	13.40
	50 MW	15.07	13.10	13.10
	75 MW	14.79	12.86	12.86
(West) - lowest	25 MW	12.56	10.92	10.92
	50 MW	12.06	10.49	10.49
	75 MW	11.62	10.10	10.10
- highest	25 MW	14.67	12.76	12.76
	50 MW	14.35	12.48	12.48
	75 MW	14.12	12.28	12.28
(South) - lowest	25 MW	13.06	11.36	11.36
	50 MW	12.16	10.57	10.57
	75 MW	11.74	10.21	10.21
- highest	25 MW	15.53	13.50	13.50
	50 MW	15.30	13.30	13.30
	75 MW	14.95	13.00	13.00

		<u>With taxes</u>	<u>VAT excl.</u>	<u>Taxes excl.</u>	
(Osten)	- lowest	25 MW	14.63	12.72	12.72
 eurostat		50 MW	14.19	12.34	12.34
		75 MW	13.80	12.00	12.00
	- highest	25 MW	17.35	15.09	15.09
		50 MW	17.04	14.82	14.82
		75 MW	16.78	14.59	14.59
<u>Greece</u>		DRA/kWh			
		25 MW	13.79	11.69	11.69
		50 MW	13.79	11.69	11.69
		75 MW	13.79	11.69	11.69
<u>Spain</u>		PTA/kWh			
		25 MW	6.10	5.26	5.26
		50 MW	6.10	5.26	5.26
		75 MW	6.10	5.26	5.26
<u>France</u>		CENT/kWh			
	- base 5000 h	25 MW	37.35	31.49	31.49
		50 MW	34.44	29.04	29.04
		75 MW	33.35	28.12	28.12
	- base -6%	25 MW	35.11	29.60	29.60
		50 MW	32.37	27.29	27.29
		75 MW	31.35	26.43	26.43
	- base -8%	25 MW	34.36	28.97	28.97
		50 MW	31.68	26.71	26.71
		75 MW	30.67	25.86	25.86
	- base -10%	25 MW	33.61	28.34	28.34
		50 MW	30.99	26.13	26.13
		75 MW	30.01	25.30	25.30
<u>Italy</u>		LIT/kWh			
		25 MW	107.05	97.32	79.80
		50 MW	104.55	95.05	77.67
		75 MW	103.73	94.30	76.96
<u>Netherlands</u>		CENTS/kWh			
	- lowest	25 MW	9.43	8.02	8.02
		50 MW	11.51	9.80	9.80
	- highest	25 MW	12.69	10.80	10.80
		50 MW	12.31	10.48	10.48
<u>Portugal</u>		ESC/kWh			
	- reference	25 MW	10.43	9.93	9.93
		50 MW	10.78	10.27	10.27
	- lowest	25 MW	9.58	9.12	9.12
		50 MW	10.00	9.53	9.53
	- highest	25 MW	11.98	11.41	11.41
		50 MW	11.19	10.66	10.66
<u>United kingdom</u>		P/kWh			
		25 MW	4.209	3.582	3.582
		50 MW	3.947	3.359	3.359
		75 MW	4.630	3.940	3.940
<u>Norwegian</u>		Øre/kWh			
	- lowest	25 MW	14.00	11.40	11.40
		50 MW	16.60	13.50	13.50
		75 MW	12.50	10.20	10.20
	- highest	25 MW	28.80	23.40	23.40
		50 MW	24.40	19.80	19.80
		75 MW	20.00	16.30	16.30


(Denmark, Luxembourg, Ireland, Austria, Suomi/Finland, Netherlands 75 MW: confidential market prices, less than three consumers in the category.)

PRIX DE L'ELECTRICITE POUR USAGES INDUSTRIELS

JANUAR 01 JANUARY 1996 JANVIER		NATIONALE WAERHUNG NATIONAL CURRENCY / KWH MONNAIE NATIONALE			KKS	PPS	SPA / 100 KWH	ECUS / 100 KWH		
VERBRAUCHER-TYPEN STANDARD CONSUMERS CONSUMMATEURS TYPE	STEUERN INBEGR. WITH TAXES COMPRISES	OHNE MWST. VAT EXCL. HORS TVA	OHNE STEUERN TAXES EXCL. HORS TAXES	STEUERN INBEGR. WITH TAXES COMPRISES	OHNE MWST. VAT EXCL. HORS TVA	OHNE STEUERN TAXES EXCL. HORS TAXES	STEUERN INBEGR. WITH TAXES COMPRISES	OHNE MWST. VAT EXCL. HORS TVA	OHNE STEUERN TAXES EXCL. HORS TAXES	
BELGIQUE (BFR) NATIONAL										
IA	7.02	5.80	5.80	17.13	14.16	14.16	18.08	14.94	14.94	
IB	6.94	5.74	5.74	16.95	14.01	14.01	17.89	14.78	14.78	
IC	5.74	4.74	4.74	14.02	11.58	11.58	14.79	12.23	12.23	
ID	4.31	3.57	3.57	10.53	8.71	8.71	11.12	9.19	9.19	
IE	3.64	3.01	3.01	8.88	7.34	7.34	9.38	7.75	7.75	
IF	3.45	2.85	2.85	8.43	6.96	6.96	8.89	7.35	7.35	
IG	2.82	2.33	2.33	6.89	5.70	5.70	7.27	6.01	6.01	
IH	2.49	2.06	2.06	6.08	5.02	5.02	6.41	5.30	5.30	
II	2.12	1.75	1.75	5.18	4.28	4.28	5.47	4.52	4.52	
DANMARK (DKR) (1) NATIONAL										
IA	65.79	44.43	38.53	6.78	4.58	3.97	9.01	6.09	5.28	
IB	65.09	43.87	37.97	6.70	4.52	3.91	8.92	6.01	5.20	
IC	64.08	43.06	37.16	6.60	4.44	3.83	8.78	5.90	5.09	
ID	60.95	40.56	34.66	6.28	4.18	3.57	8.35	5.56	4.75	
IE	60.81	40.45	34.55	6.26	4.17	3.56	8.33	5.54	4.73	
IF	59.58	39.46	33.56	6.14	4.06	3.46	8.16	5.41	4.60	
IG	57.16	37.53	31.63	5.89	3.87	3.26	7.83	5.14	4.33	
IH	56.20	36.76	30.86	5.79	3.79	3.18	7.70	5.04	4.23	
II	55.54	36.23	30.33	5.72	3.73	3.12	7.61	4.96	4.16	
DEUTSCHLAND (PF) DUESSELDORF										
IA	30.54	26.56	26.56	13.28	11.55	11.55	16.16	14.05	14.05	
IB	30.06	26.14	26.14	13.08	11.37	11.37	15.90	13.83	13.83	
IC	26.20	22.79	22.79	11.40	9.91	9.91	13.86	12.06	12.06	
ID	21.99	19.12	19.12	9.57	8.32	8.32	11.63	10.11	10.11	
IE	19.98	17.38	17.38	8.69	7.56	7.56	10.57	9.19	9.19	
IF	18.13	15.77	15.77	7.89	6.86	6.86	9.59	8.34	8.34	
IG	13.96	12.14	12.14	6.07	5.28	5.28	7.38	6.42	6.42	
IH	15.12	13.15	13.15	6.58	5.72	5.72	8.00	6.96	6.96	
II	12.49	10.86	10.86	5.43	4.72	4.72	6.61	5.74	5.74	
HAMBURG										
IA	40.32	35.06	35.06	17.54	15.25	15.25	21.33	18.55	18.55	
IB	40.32	35.06	35.06	17.54	15.25	15.25	21.33	18.55	18.55	
IC	34.19	29.73	29.73	14.87	12.93	12.93	18.09	15.73	15.73	
ID	26.50	23.05	23.05	11.53	10.03	10.03	14.02	12.19	12.19	
IE	21.36	18.57	18.57	9.29	8.08	8.08	11.30	9.82	9.82	
IF	20.66	17.97	17.97	8.99	7.82	7.82	10.93	9.51	9.51	
IG	16.41	14.27	14.27	7.14	6.21	6.21	8.68	7.55	7.55	
IH	17.29	15.03	15.03	7.52	6.54	6.54	9.15	7.95	7.95	
II	14.80	12.87	12.87	6.44	5.60	5.60	7.83	6.81	6.81	
HANNOVER										
IA	35.89	31.21	31.21	15.61	13.58	13.58	18.99	16.51	16.51	
IB	35.34	30.73	30.73	15.37	13.37	13.37	18.69	16.26	16.26	
IC	27.66	24.05	24.05	12.03	10.46	10.46	14.63	12.72	12.72	
ID	22.90	19.91	19.91	9.96	8.66	8.66	12.11	10.53	10.53	
IE	19.61	17.05	17.05	8.53	7.42	7.42	10.37	9.02	9.02	
IF	19.42	16.89	16.89	8.45	7.35	7.35	10.27	8.93	8.93	
IG	16.20	14.09	14.09	7.05	6.13	6.13	8.57	7.45	7.45	
IH	17.03	14.81	14.81	7.41	6.44	6.44	9.01	7.83	7.83	
II	15.00	13.04	13.04	6.53	5.67	5.67	7.94	6.90	6.90	

(1) DIE PREISE OHNE MWST. UMFASSEN NICHT DIE ABZIEHBAREN ENERGIESTEUEERN VON 5 ORE AUF DEM CO2 UND VON 36 ORE /
 THE PRICES EXCLUDING VAT DOES NOT INCLUDE THE DEDUCTIBLE TAXES OF 5 ORE FOR THE CO2 TAX AND OF 36 ORE FOR THE
 ENERGY TAX / LES PRIX HTVA NE COMPRENENT PAS LES TAXES DEDUCTIBLES DE 5 ORE SUR LE CO2 ET DE 36 ORE SUR
 L'ENERGIE

PRIX DE L'ELECTRICITE POUR USAGES INDUSTRIELS


JANUAR 01 JANUARY 1996 JANVIER	NATIONALE WAEHRUNG NATIONAL CURRENCY / KWH MONNAIE NATIONALE			KKS	PPS	SPA / 100 KWH	ECUS / 100 KWH			
	VERBRAUCHER-TYPEN STANDARD CONSUMERS CONSOMMATEURS TYPE	STEUERN INBEGR. WITH TAXES COMPRISES	OHNE MWST. VAT EXCL. HORS TVA				OHNE STEUERN TAXES EXCL. HORS TAXES	STEUERN INBEGR. WITH TAXES COMPRISES	OHNE MWST. VAT EXCL. HORS TVA	
	DEUTSCHLAND (PF)			WESTLICHES GEBIET						
IA	30.49	26.52	26.52	13.26	11.54	11.54	16.13	14.03	14.03	
IB	30.50	26.52	26.52	13.27	11.54	11.54	16.13	14.03	14.03	
IC	25.80	22.43	22.43	11.22	9.76	9.76	13.65	11.87	11.87	
ID	21.98	19.12	19.12	9.56	8.32	8.32	11.63	10.11	10.11	
IE	19.60	17.05	17.05	8.53	7.42	7.42	10.37	9.02	9.02	
IF	17.86	15.53	15.53	7.77	6.76	6.76	9.45	8.22	8.22	
IG	13.77	11.98	11.98	5.99	5.21	5.21	7.28	6.34	6.34	
IH	14.90	12.96	12.96	6.48	5.64	5.64	7.88	6.86	6.86	
II	12.25	10.65	10.65	5.33	4.63	4.63	6.48	5.63	5.63	
				FRANKFURT/M						
IA	47.93	41.68	41.68	20.85	18.13	18.13	25.35	22.05	22.05	
IB	47.60	41.39	41.39	20.71	18.00	18.00	25.18	21.90	21.90	
IC	31.95	27.78	27.78	13.90	12.08	12.08	16.90	14.70	14.70	
ID	24.79	21.56	21.56	10.78	9.38	9.38	13.11	11.41	11.41	
IE	20.27	17.63	17.63	8.82	7.67	7.67	10.72	9.33	9.33	
IF	19.37	16.84	16.84	8.43	7.33	7.33	10.25	8.91	8.91	
IG	16.69	14.51	14.51	7.26	6.31	6.31	8.83	7.68	7.68	
IH	17.58	15.29	15.29	7.65	6.65	6.65	9.30	8.09	8.09	
II	15.79	13.73	13.73	6.87	5.97	5.97	8.35	7.26	7.26	
				STUTT GART						
IA	41.27	35.89	35.89	17.95	15.61	15.61	21.83	18.99	18.99	
IB	40.19	34.95	34.95	17.48	15.20	15.20	21.26	18.49	18.49	
IC	30.92	26.89	26.89	13.45	11.70	11.70	16.36	14.22	14.22	
ID	24.87	21.63	21.63	10.82	9.41	9.41	13.16	11.44	11.44	
IE	20.55	17.87	17.87	8.94	7.77	7.77	10.87	9.45	9.45	
IF	19.65	17.09	17.09	8.55	7.43	7.43	10.39	9.04	9.04	
IG	16.34	14.21	14.21	7.11	6.18	6.18	8.64	7.52	7.52	
IH	16.94	14.73	14.73	7.37	6.41	6.41	8.96	7.79	7.79	
II	14.72	12.80	12.80	6.40	5.57	5.57	7.79	6.77	6.77	
				MUENCHEN						
IA	43.60	37.91	37.91	18.97	16.49	16.49	23.06	20.05	20.05	
IB	43.08	37.46	37.46	18.74	16.30	16.30	22.79	19.82	19.82	
IC	27.04	23.51	23.51	11.76	10.23	10.23	14.30	12.44	12.44	
ID	21.60	18.78	18.78	9.40	8.17	8.17	11.43	9.93	9.93	
IE	17.67	15.37	15.37	7.69	6.69	6.69	9.35	8.13	8.13	
IF	17.39	15.12	15.12	7.56	6.58	6.58	9.20	8.00	8.00	
IG	15.24	13.25	13.25	6.63	5.76	5.76	8.06	7.01	7.01	
IH	15.92	13.84	13.84	6.93	6.02	6.02	8.42	7.32	7.32	
II	14.67	12.76	12.76	6.38	5.55	5.55	7.76	6.75	6.75	
				SUEDLICHES GEBIET						
IA	37.44	32.56	32.56	16.29	14.16	14.16	19.81	17.22	17.22	
IB	36.96	32.14	32.14	16.08	13.98	13.98	19.55	17.00	17.00	
IC	32.77	28.49	28.49	14.25	12.39	12.39	17.34	15.07	15.07	
ID	20.86	18.14	18.14	9.07	7.89	7.89	11.03	9.60	9.60	
IE	17.49	15.21	15.21	7.61	6.62	6.62	9.25	8.05	8.05	
IF	16.94	14.73	14.73	7.37	6.41	6.41	8.96	7.79	7.79	
IG	14.91	12.97	12.97	6.49	5.64	5.64	7.89	6.86	6.86	
IH	15.34	13.34	13.34	6.67	5.80	5.80	8.11	7.06	7.06	
II	14.10	12.26	12.26	6.13	5.33	5.33	7.46	6.49	6.49	

PRIX DE L'ELECTRICITE POUR USAGES INDUSTRIELS

JANUAR 01 JANUARY 1996 JANVIER		NATIONALE WAERHUNG NATIONAL CURRENCY / KWH MONNAIE NATIONALE			KKS	PPS	SPA / 100 KWH	ECUS / 100 KWH		
VERBRAUCHER-TYPEN STANDARD CONSUMERS CONSUMMATEURS TYPE	STEUERN INBEGR. WITH TAXES COMPRISES	OHNE MWST. VAT EXCL. HORS TVA	OHNE STEUERN TAXES EXCL. HORS TAXES	STEUERN INBEGR. WITH TAXES COMPRISES	OHNE MWST. VAT EXCL. HORS TVA	OHNE STEUERN TAXES EXCL. HORS TAXES	STEUERN INBEGR. WITH TAXES COMPRISES	OHNE MWST. VAT EXCL. HORS TVA	OHNE STEUERN TAXES EXCL. HORS TAXES	
DEUTSCHLAND (PF)										
IA	44.15	38.39	38.39	19.21	16.70	16.70	23.36	20.31	20.31	
IB	43.78	38.07	38.07	19.04	16.56	16.56	23.16	20.14	20.14	
IC	33.97	29.54	29.54	14.78	12.85	12.85	17.97	15.63	15.63	
ID	25.27	21.98	21.98	10.99	9.56	9.56	13.37	11.63	11.63	
IE	20.57	17.89	17.89	8.95	7.78	7.78	10.88	9.46	9.46	
IF	20.53	17.85	17.85	8.93	7.76	7.76	10.86	9.44	9.44	
IG	17.61	15.31	15.31	7.66	6.66	6.66	9.32	8.10	8.10	
IH	18.75	16.30	16.30	8.16	7.09	7.09	9.92	8.62	8.62	
II	16.72	14.54	14.54	7.27	6.32	6.32	8.84	7.69	7.69	
ERFURT										
IA	33.80	29.39	29.39	14.70	12.78	12.78	17.88	15.55	15.55	
IB	33.16	28.84	28.84	14.42	12.55	12.55	17.54	15.26	15.26	
IC	29.74	25.86	25.86	12.94	11.25	11.25	15.73	13.68	13.68	
ID	23.87	20.76	20.76	10.38	9.03	9.03	12.63	10.98	10.98	
IE	18.81	16.36	16.36	8.18	7.12	7.12	9.95	8.65	8.65	
IF	18.64	16.21	16.21	8.11	7.05	7.05	9.86	8.58	8.58	
IG	14.61	12.70	12.70	6.36	5.52	5.52	7.73	6.72	6.72	
IH	16.49	14.34	14.34	7.17	6.24	6.24	8.72	7.59	7.59	
II	13.20	11.48	11.48	5.74	4.99	4.99	6.98	6.07	6.07	
LEIPZIG										
IA	42.55	37.00	37.00	18.51	16.10	16.10	22.51	19.57	19.57	
IB	42.55	37.00	37.00	18.51	16.10	16.10	22.51	19.57	19.57	
IC	38.50	33.48	33.48	16.75	14.56	14.56	20.37	17.71	17.71	
ID	25.00	21.74	21.74	10.88	9.46	9.46	13.23	11.50	11.50	
IE	20.36	17.70	17.70	8.86	7.70	7.70	10.77	9.36	9.36	
IF	20.36	17.70	17.70	8.86	7.70	7.70	10.77	9.36	9.36	
IG	17.28	15.03	15.03	7.52	6.54	6.54	9.14	7.95	7.95	
IH	16.46	14.31	14.31	7.16	6.22	6.22	8.71	7.57	7.57	
II	14.19	12.34	12.34	6.17	5.37	5.37	7.51	6.53	6.53	
ROSTOCK										
IA	30.86	26.15	26.15	12.50	10.59	10.59	9.94	8.42	8.42	
IB	30.74	26.05	26.05	12.45	10.55	10.55	9.90	8.39	8.39	
IC	28.38	24.05	24.05	11.49	9.74	9.74	9.14	7.74	7.74	
ID	22.61	19.16	19.16	9.16	7.76	7.76	7.28	6.17	6.17	
IE	20.92	17.73	17.73	8.47	7.18	7.18	6.74	5.71	5.71	
IF	20.92	17.73	17.73	8.47	7.18	7.18	6.74	5.71	5.71	
IG	17.77	15.06	15.06	7.20	6.10	6.10	5.72	4.85	4.85	
IH	16.45	13.94	13.94	6.66	5.65	5.65	5.30	4.49	4.49	
II	14.42	12.22	12.22	5.84	4.95	4.95	4.64	3.93	3.93	
ELLAS (DRA)										
IA	22.44	19.34	19.34	16.54	14.25	14.25	14.09	12.15	12.15	
IB	22.44	19.34	19.34	16.54	14.25	14.25	14.09	12.15	12.15	
IC	16.99	14.65	14.65	12.52	10.80	10.80	10.67	9.20	9.20	
ID	15.62	13.47	13.47	11.51	9.93	9.93	9.81	8.46	8.46	
IE	13.96	12.03	12.03	10.29	8.87	8.87	8.77	7.55	7.55	
IF	13.07	11.27	11.27	9.63	8.31	8.31	8.21	7.08	7.08	
IG	11.76	10.14	10.14	8.67	7.47	7.47	7.39	6.37	6.37	
IH	11.78	10.16	10.16	8.68	7.49	7.49	7.40	6.38	6.38	
II	10.56	9.11	9.11	7.78	6.71	6.71	6.63	5.72	5.72	
ATHINAI										
ESPANA (PTA)										
MADRID										




PRIX DE L'ELECTRICITE POUR USAGES INDUSTRIELS

JANUAR 01 JANUARY 1996 JANVIER		NATIONALE WAEHRUNG NATIONAL CURRENCY / KWH MONNAIE NATIONALE			KKS	PPS	SPA / 100 KWH		ECUS / 100 KWH		
VERBRAUCHER-TYPEN	STEUERN INBEGR. WITH TAXES	OHNE MWST. VAT EXCL. HORS TVA	OHNE STEUERN TAXES EXCL. HORS TAXES	STEUERN INBEGR. WITH TAXES COMPRISES	OHNE MWST. VAT EXCL. HORS TVA	OHNE STEUERN TAXES EXCL. HORS TAXES	STEUERN INBEGR. WITH TAXES COMPRISES	OHNE MWST. VAT EXCL. HORS TVA	OHNE STEUERN TAXES EXCL. HORS TAXES		
FRANCE (CENT.)											
PARIS											
IA	88.08	73.04	66.06	12.42	10.30	9.31	13.65	11.32	10.24		
IB	82.82	68.68	66.06	11.68	9.68	9.31	12.84	10.65	10.24		
IC	75.41	62.53	60.15	10.63	8.82	8.48	11.69	9.69	9.32		
ID	60.09	49.83	49.83	8.47	7.03	7.03	9.31	7.72	7.72		
IE	50.70	42.04	42.04	7.15	5.93	5.93	7.86	6.52	6.52		
IF	50.70	42.04	42.04	7.15	5.93	5.93	7.86	6.52	6.52		
IG	43.73	36.26	36.26	6.17	5.11	5.11	6.78	5.62	5.62		
IH	40.13	33.28	33.28	5.66	4.69	4.69	6.22	5.16	5.16		
II	36.00	29.85	29.85	5.08	4.21	4.21	5.58	4.63	4.63		
LILLE											
IA	87.32	72.40	66.06	12.31	10.21	9.31	13.53	11.22	10.24		
IB	82.54	68.44	66.06	11.64	9.65	9.31	12.79	10.61	10.24		
IC	75.15	62.31	60.15	10.60	8.79	8.48	11.65	9.66	9.32		
ID	60.09	49.83	49.83	8.47	7.03	7.03	9.31	7.72	7.72		
IE	50.70	42.04	42.04	7.15	5.93	5.93	7.86	6.52	6.52		
IF	50.70	42.04	42.04	7.15	5.93	5.93	7.86	6.52	6.52		
IG	43.73	36.26	36.26	6.17	5.11	5.11	6.78	5.62	5.62		
IH	40.13	33.28	33.28	5.66	4.69	4.69	6.22	5.16	5.16		
II	36.00	29.85	29.85	5.08	4.21	4.21	5.58	4.63	4.63		
STRASBOURG											
IA	82.22	68.17	66.06	11.59	9.61	9.31	12.74	10.57	10.24		
IB	80.62	66.85	66.06	11.37	9.43	9.31	12.50	10.36	10.24		
IC	73.41	60.87	60.15	10.35	8.58	8.48	11.38	9.43	9.32		
ID	60.09	49.83	49.83	8.47	7.03	7.03	9.31	7.72	7.72		
IE	50.70	42.04	42.04	7.15	5.93	5.93	7.86	6.52	6.52		
IF	50.70	42.04	42.04	7.15	5.93	5.93	7.86	6.52	6.52		
IG	43.73	36.26	36.26	6.17	5.11	5.11	6.78	5.62	5.62		
IH	40.13	33.28	33.28	5.66	4.69	4.69	6.22	5.16	5.16		
II	36.00	29.85	29.85	5.08	4.21	4.21	5.58	4.63	4.63		
LYON (1)											
IA	87.32	72.40	66.06	12.31	10.21	9.31	13.53	11.22	10.24		
IB	82.54	68.44	66.06	11.64	9.65	9.31	12.79	10.61	10.24		
IC	75.15	62.31	60.15	10.60	8.79	8.48	11.65	9.66	9.32		
ID	60.09	49.83	49.83	8.47	7.03	7.03	9.31	7.72	7.72		
IE	50.70	42.04	42.04	7.15	5.93	5.93	7.86	6.52	6.52		
IF	50.70	42.04	42.04	7.15	5.93	5.93	7.86	6.52	6.52		
IG	43.73	36.26	36.26	6.17	5.11	5.11	6.78	5.62	5.62		
IH	40.13	33.28	33.28	5.66	4.69	4.69	6.22	5.16	5.16		
II	36.00	29.85	29.85	5.08	4.21	4.21	5.58	4.63	4.63		
IRELAND (P)											
DUBLIN											
IA	11.421	10.152	10.152	16.06	14.27	14.27	14.00	12.45	12.45		
IB	11.267	10.015	10.015	15.84	14.08	14.08	13.81	12.28	12.28		
IC	9.042	8.037	8.037	12.71	11.30	11.30	11.09	9.85	9.85		
ID	6.910	6.142	6.142	9.72	8.64	8.64	8.47	7.53	7.53		
IE	5.640	5.013	5.013	7.93	7.05	7.05	6.91	6.15	6.15		
IF	5.274	4.688	4.688	7.42	6.59	6.59	6.47	5.75	5.75		
IG	4.538	4.034	4.034	6.38	5.67	5.67	5.56	4.95	4.95		
IH	4.544	4.039	4.039	6.39	5.68	5.68	5.57	4.95	4.95		
II	4.132	3.673	3.673	5.81	5.16	5.16	5.07	4.50	4.50		

(1) PREISE AUCH GUELTIG FUER / PRICES ALSO VALID FOR / PRIX EGALEMENT VALABLES POUR : MARSEILLE, TOULOUSE

PRIX DE L'ELECTRICITE POUR USAGES INDUSTRIELS

JANUAR 01 JANUARY 1996 JANVIER	NATIONALE WAERUNG NATIONAL CURRENCY / KWH MONNAIE NATIONALE			KKS	PPS	SPA / 100 KWH	ECUS / 100 KWH			
	VERBRAUCHER-TYPEN STANDARD CONSUMERS CONSOMMATEURS TYPE	STEUERN INBEGR. WITH TAXES COMPRISES	OHNE MWST. VAT EXCL. HORS TVA							
ITALIA (LIT)										
				NATIONAL						
IA	362.89	329.90	278.20	20.68	18.80	15.86	17.78	16.17	13.63	
IB	296.23	269.30	223.60	16.89	15.35	12.75	14.52	13.20	10.96	
IC	243.56	221.42	175.72	13.88	12.62	10.02	11.93	10.85	8.61	
ID	224.31	203.92	158.22	12.79	11.62	9.02	10.99	9.99	7.75	
IE	193.83	176.21	130.51	11.05	10.04	7.44	9.50	8.63	6.39	
IF	177.41	161.28	130.51	10.11	9.19	7.44	8.69	7.90	6.39	
IG	141.40	128.55	107.03	8.06	7.33	6.10	6.93	6.30	5.24	
IH	130.60	118.73	100.54	7.44	6.77	5.73	6.40	5.82	4.93	
II	113.16	102.87	84.94	6.45	5.86	4.84	5.54	5.04	4.16	
G. D. LUXEMBOURG (LFR)										
						NATIONAL 50 % (1) (2)				
IA	5.70	5.38	5.38	13.10	12.36	12.36	14.69	13.86	13.86	
IB	5.78	5.45	5.45	13.28	12.52	12.52	14.89	14.04	14.04	
IC	4.45	4.19	4.19	10.21	9.64	9.64	11.45	10.81	10.81	
ID	3.62	3.42	3.42	8.32	7.85	7.85	9.33	8.81	8.81	
IE	3.07	2.90	2.90	7.06	6.66	6.66	7.91	7.47	7.47	
IF	2.44	2.30	2.30	5.61	5.29	5.29	6.29	5.94	5.94	
IG	2.01	1.90	1.90	4.63	4.36	4.36	5.19	4.89	4.89	
IH	2.09	1.97	1.97	4.79	4.52	4.52	5.38	5.07	5.07	
II	1.84	1.74	1.74	4.23	3.99	3.99	4.75	4.48	4.48	
NATIONAL 0 % (1)										
IA	7.17	6.77	6.77	16.48	15.55	15.55	18.48	17.44	17.44	
IB	7.12	6.72	6.72	16.37	15.44	15.44	18.36	17.32	17.32	
IC	5.30	5.00	5.00	12.18	11.49	11.49	13.66	12.89	12.89	
ID	4.17	3.93	3.93	9.58	9.04	9.04	10.74	10.13	10.13	
IE	3.41	3.22	3.22	7.84	7.40	7.40	8.79	8.30	8.30	
IF	2.44	2.30	2.30	5.61	5.29	5.29	6.29	5.94	5.94	
IG	2.01	1.90	1.90	4.63	4.36	4.36	5.19	4.89	4.89	
IH	2.09	1.97	1.97	4.79	4.52	4.52	5.38	5.07	5.07	
II	1.84	1.74	1.74	4.23	3.99	3.99	4.75	4.48	4.48	
NATIONAL 100 % (1)										
IA	4.46	4.21	4.21	10.26	9.68	9.68	11.50	10.85	10.85	
IB	4.38	4.14	4.14	10.07	9.50	9.50	11.30	10.66	10.66	
IC	3.59	3.39	3.39	8.25	7.78	7.78	9.25	8.73	8.73	
ID	3.08	2.90	2.90	7.07	6.67	6.67	7.92	7.48	7.48	
IE	2.73	2.58	2.58	6.27	5.92	5.92	7.04	6.64	6.64	
IF	2.44	2.30	2.30	5.61	5.29	5.29	6.29	5.94	5.94	
IG	2.01	1.90	1.90	4.63	4.36	4.36	5.19	4.89	4.89	
IH	2.09	1.97	1.97	4.79	4.52	4.52	5.38	5.07	5.07	
II	1.84	1.74	1.74	4.23	3.99	3.99	4.75	4.48	4.48	
NEDERLANDS (CENTS)										
				ROTTERDAM						
IA	29.59	25.18	22.31	12.78	10.88	9.64	14.00	11.91	10.55	
IB	29.68	25.26	22.36	12.82	10.91	9.66	14.04	11.95	10.58	
IC	27.58	23.47	23.47	11.91	10.14	10.14	13.05	11.10	11.10	
ID	21.93	18.66	18.66	9.47	8.06	8.06	10.37	8.83	8.83	
IE	17.45	14.85	14.85	7.54	6.42	6.42	8.25	7.02	7.02	
IF	15.37	13.08	13.08	6.64	5.65	5.65	7.27	6.19	6.19	
IG	12.87	10.95	10.95	5.56	4.73	4.73	6.09	5.18	5.18	
IH	13.67	11.63	11.63	5.91	5.02	5.02	6.47	5.50	5.50	
II	12.11	10.31	10.31	5.23	4.45	4.45	5.73	4.88	4.88	


(1) LEISTUNGSVERMINDERUNG / POWER REDUCTION / EFFACEMENT DE PUISSANCE

(2) VERWENDET FUER GEMEINSCHAFTLICHE VERGLEICHE / TAKEN FOR COMMUNITY COMPARISON / UTILISE POUR COMPARAISON COMMUNAUTAIRE


PRIX DE L'ELECTRICITE POUR USAGES INDUSTRIELS

JANUAR 01 JANUARY 1996 JANVIER		NATIONALE WAEHRUNG NATIONAL CURRENCY / KWH MONNAIE NATIONALE			KKS	PPS	SPA / 100 KWH	ECUS / 100 KWH		
VERBRAUCHER-TYPEN	STEUERN INBEGR.	OHNE MWST.	OHNE STEUERN	STEUERN INBEGR.	OHNE MWST.	OHNE STEUERN	STEUERN INBEGR.	OHNE MWST.	OHNE STEUERN	
STANDARD CONSUMERS	WITH TAXES	EXCL. VAT	EXCL. TAXES	WITH TAXES	EXCL. VAT	EXCL. TAXES	WITH TAXES	EXCL. VAT	EXCL. TAXES	
CONSUMMATEURS TYPE	TAXES COMPRISES	HORS TVA	HORS TAXES	TAXES COMPRISES	HORS TVA	HORS TAXES	TAXES COMPRISES	HORS TVA	HORS TAXES	
NEDERLANDS (CENTS)										
IA	26.16	22.26	19.39	11.30	9.62	8.38	12.37	10.53	9.17	
IB	26.28	22.37	19.47	11.35	9.66	8.41	12.43	10.58	9.21	
IC	24.09	20.50	20.50	10.41	8.86	8.86	11.39	9.70	9.70	
ID	17.13	14.58	14.58	7.40	6.30	6.30	8.10	6.90	6.90	
IE	14.37	12.23	12.23	6.21	5.28	5.28	6.80	5.78	5.78	
IF	14.08	11.98	11.98	6.08	5.18	5.18	6.66	5.67	5.67	
IG	11.95	10.17	10.17	5.16	4.39	4.39	5.65	4.81	4.81	
IH	12.63	10.75	10.75	5.46	4.64	4.64	5.97	5.08	5.08	
II	11.15	9.49	9.49	4.82	4.10	4.10	5.27	4.49	4.49	
NOORD-HOLLAND										
IA	24.33	20.71	17.84	10.51	8.95	7.71	11.51	9.80	8.44	
IB	24.93	21.22	18.32	10.77	9.17	7.91	11.79	10.04	8.67	
IC	20.52	17.46	17.46	8.86	7.54	7.54	9.71	8.26	8.26	
ID	16.02	13.63	13.63	6.92	5.89	5.89	7.58	6.45	6.45	
IE	13.50	11.49	11.49	5.83	4.96	4.96	6.39	5.43	5.43	
IF	13.44	11.44	11.44	5.81	4.94	4.94	6.36	5.41	5.41	
IG	12.00	10.21	10.21	5.18	4.41	4.41	5.68	4.83	4.83	
IH	12.41	10.56	10.56	5.36	4.56	4.56	5.87	4.99	4.99	
II	11.52	9.80	9.80	4.98	4.23	4.23	5.45	4.64	4.64	
NOORD-BRABANT										
IA	2.59	2.16	2.16	16.88	14.07	14.07	19.53	16.27	16.27	
IB	2.77	2.31	2.31	18.06	15.05	15.05	20.88	17.40	17.40	
IC	1.97	1.64	1.64	12.82	10.68	10.68	14.82	12.35	12.35	
ID	1.60	1.33	1.33	10.40	8.66	8.66	12.02	10.02	10.02	
IE	1.30	1.08	1.08	8.44	7.04	7.04	9.76	8.14	8.14	
IF	1.25	1.04	1.04	8.13	6.77	6.77	9.40	7.83	7.83	
IG	1.10	0.92	0.92	7.19	5.99	5.99	8.32	6.93	6.93	
IH	1.09	0.91	0.91	7.11	5.93	5.93	8.23	6.86	6.86	
II	1.00	0.83	0.83	6.49	5.41	5.41	7.50	6.25	6.25	
OESTERREICH (OS)										
OBEROESTERREICH/TIROL/WIEN										
IA	24.040	22.890	22.870	17.33	16.50	16.49	12.28	11.70	11.69	
IB	24.940	23.750	23.740	17.98	17.12	17.12	12.74	12.14	12.13	
IC	20.480	19.510	19.500	14.77	14.07	14.06	10.47	9.97	9.96	
ID	17.530	16.700	16.700	12.64	12.04	12.04	8.96	8.53	8.53	
IE	15.550	14.810	14.810	11.21	10.68	10.68	7.95	7.57	7.57	
IF	15.550	14.810	14.810	11.21	10.68	10.68	7.95	7.57	7.57	
IG	12.710	12.110	12.110	9.16	8.73	8.73	6.49	6.19	6.19	
IH	11.850	11.290	11.290	8.54	8.14	8.14	6.06	5.77	5.77	
II	10.920	10.400	10.400	7.87	7.50	7.50	5.58	5.31	5.31	
PORTUGAL (ESC)										
LISBOA										
IA	34.210	32.890	32.890	24.67	23.71	23.71	17.48	16.81	16.81	
IB	34.210	32.890	32.890	24.67	23.71	23.71	17.48	16.81	16.81	
IC	29.990	28.840	28.840	21.62	20.79	20.79	15.32	14.74	14.74	
ID	26.770	25.740	25.740	19.30	18.56	18.56	13.68	13.15	13.15	
IE	24.380	23.440	23.440	17.58	16.90	16.90	12.46	11.98	11.98	
IF	23.870	22.760	22.760	17.21	16.41	16.41	12.20	11.63	11.63	
IG										
IH										
II										
S. MIGUEL ACORES										
IA	34.210	32.890	32.890	24.67	23.71	23.71	17.48	16.81	16.81	
IB	34.210	32.890	32.890	24.67	23.71	23.71	17.48	16.81	16.81	
IC	29.990	28.840	28.840	21.62	20.79	20.79	15.32	14.74	14.74	
ID	26.770	25.740	25.740	19.30	18.56	18.56	13.68	13.15	13.15	
IE	24.380	23.440	23.440	17.58	16.90	16.90	12.46	11.98	11.98	
IF	23.870	22.760	22.760	17.21	16.41	16.41	12.20	11.63	11.63	
IG										
IH										
II										

PRIX DE L'ELECTRICITE POUR USAGES INDUSTRIELS

JANUAR 01 JANUARY 1996 JANVIER	NATIONALE WAEHRUNG NATIONAL CURRENCY / KWH MONNAIE NATIONALE			KKS	PPS	SPA / 100 KWH	ECUS / 100 KWH			
	VERBRAUCHER-TYPEN STANDARD CONSUMERS CONSOMMATEURS TYPE	STEUERN INBEGR. WITH TAXES COMPRISES	OHNE MWST. VAT EXCL. HORS TVA				OHNE STEUERN TAXES EXCL. HORS TAXES	STEUERN INBEGR. WITH TAXES COMPRISES	OHNE MWST. VAT EXCL. HORS TVA	
	SUOMI/FINLAND (CFM)			NATIONAL						
IA	46.20	37.90	37.90	6.88	5.65	5.65	8.04	6.59	6.59	
IB	46.40	38.00	38.00	6.91	5.66	5.66	8.07	6.61	6.61	
IC	43.30	35.50	35.50	6.45	5.29	5.29	7.53	6.18	6.18	
ID	39.60	32.50	32.50	5.90	4.84	4.84	6.89	5.66	5.66	
IE	33.70	27.60	27.60	5.02	4.11	4.11	5.86	4.80	4.80	
IF	33.50	27.50	27.50	4.99	4.10	4.10	5.83	4.79	4.79	
IG	29.40	24.10	24.10	4.38	3.59	3.59	5.12	4.19	4.19	
IH	31.00	25.40	25.40	4.62	3.78	3.78	5.39	4.42	4.42	
II	
	SVERIGE									
IA										
IB										
IC										
ID										
IE										
IF										
IG										
IH										
II										
	UNITED KINGDOM (P)			LONDON						
IA	8.770	7.460	7.460	12.55	10.68	10.68	10.39	8.84	8.84	
IB	8.540	7.270	7.270	12.22	10.40	10.40	10.12	8.61	8.61	
IC	6.240	5.310	5.310	8.93	7.60	7.60	7.39	6.29	6.29	
ID	5.860	4.990	4.990	8.39	7.14	7.14	6.94	5.91	5.91	
IE	5.260	4.480	4.480	7.53	6.41	6.41	6.23	5.31	5.31	
IF	5.140	4.370	4.370	7.36	6.25	6.25	6.09	5.18	5.18	
IG	4.610	3.920	3.920	6.60	5.61	5.61	5.46	4.65	4.65	
IH	
II	
				LEEDS						
IA	8.670	7.380	7.380	12.41	10.56	10.56	10.27	8.75	8.75	
IB	11.030	9.390	9.390	15.78	13.44	13.44	13.07	11.13	11.13	
IC	8.530	7.260	7.260	12.21	10.39	10.39	10.11	8.60	8.60	
ID	6.020	5.120	5.120	8.61	7.33	7.33	7.13	6.07	6.07	
IE	5.560	4.730	4.730	7.96	6.77	6.77	6.59	5.61	5.61	
IF	
IG	
IH	
II	
				BIRMINGHAM						
IA	8.910	7.580	7.580	12.75	10.85	10.85	10.56	8.98	8.98	
IB	8.720	7.420	7.420	12.48	10.62	10.62	10.33	8.79	8.79	
IC	6.830	5.810	5.810	9.77	8.31	8.31	8.09	6.88	6.88	
ID	5.920	5.030	5.030	8.47	7.20	7.20	7.02	5.96	5.96	
IE	5.350	4.560	4.560	7.66	6.53	6.53	6.34	5.40	5.40	
IF	4.860	4.140	4.140	6.95	5.92	5.92	5.76	4.91	4.91	
IG	
IH	
II	



PRIX DE L'ELECTRICITE POUR USAGES INDUSTRIELS

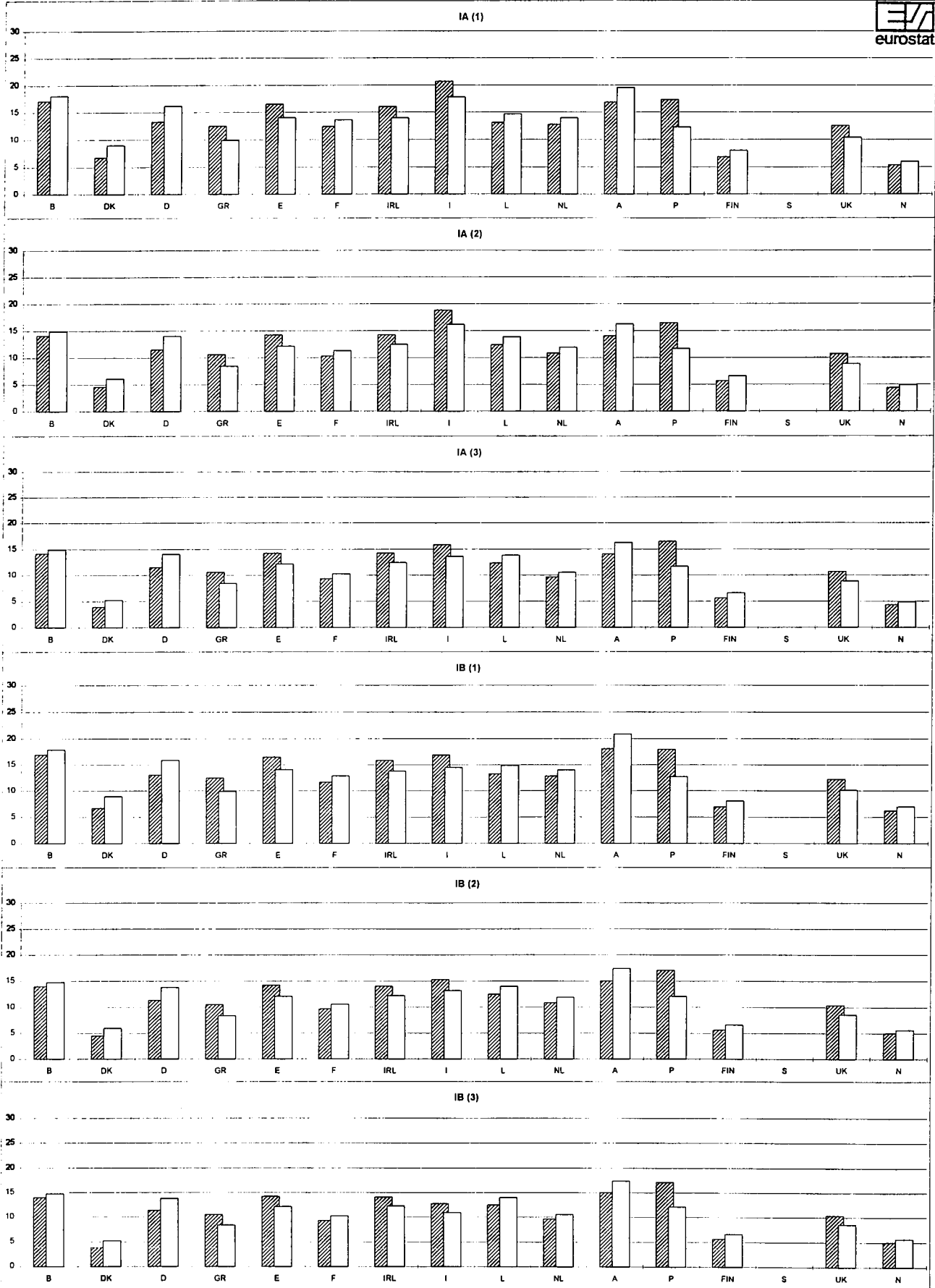
JANUAR 01 JANUARY 1996 JANVIER	NATIONALE WAERHUNG NATIONAL CURRENCY / KWH MONNAIE NATIONALE			KKS	PPS	SPA / 100 KWH	ECUS / 100 KWH		
	VERBRAUCHER-TYPEN STANDARD CONSUMERS CONSOMMATEURS TYPE	STEUERN INBEGR. WITH TAXES COMPRISES	OHNE MWST. VAT EXCL. HORS TVA						
	UNITED KINGDOM (P)			GLASGOW					
IA	10.720	9.120	9.120	15.34	13.05	13.05	12.70	10.81	10.81
IB	10.410	8.860	8.860	14.90	12.68	12.68	12.34	10.50	10.50
IC	8.100	6.900	6.900	11.59	9.87	9.87	9.60	8.18	8.18
ID
IE
IF
IG
IH
II
	NORGE (CNK) (1)			NATIONAL					
IA	49.70	40.40	40.40	5.37	4.36	4.36	6.01	4.89	4.89
IB	57.60	46.80	46.80	6.22	5.05	5.05	6.97	5.66	5.66
IC	54.80	44.60	44.60	5.92	4.82	4.82	6.63	5.40	5.40
ID	38.40	31.30	31.30	4.15	3.38	3.38	4.65	3.79	3.79
IE	32.90	26.70	26.70	3.55	2.88	2.88	3.98	3.23	3.23
IF	29.70	24.10	24.10	3.21	2.60	2.60	3.59	2.92	2.92
IG	26.00	21.10	21.10	2.81	2.28	2.28	3.15	2.55	2.55
IH	25.30	20.60	20.60	2.73	2.22	2.22	3.06	2.49	2.49
II	24.20	19.70	19.70	2.61	2.13	2.13	2.93	2.38	2.38

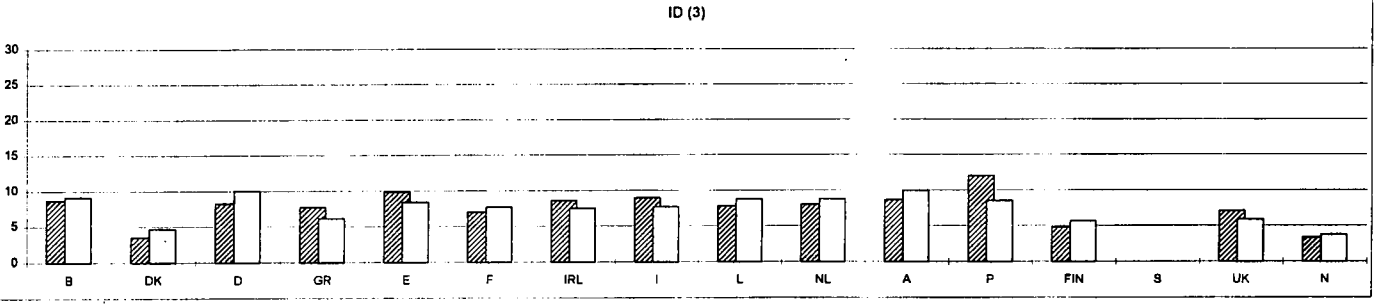
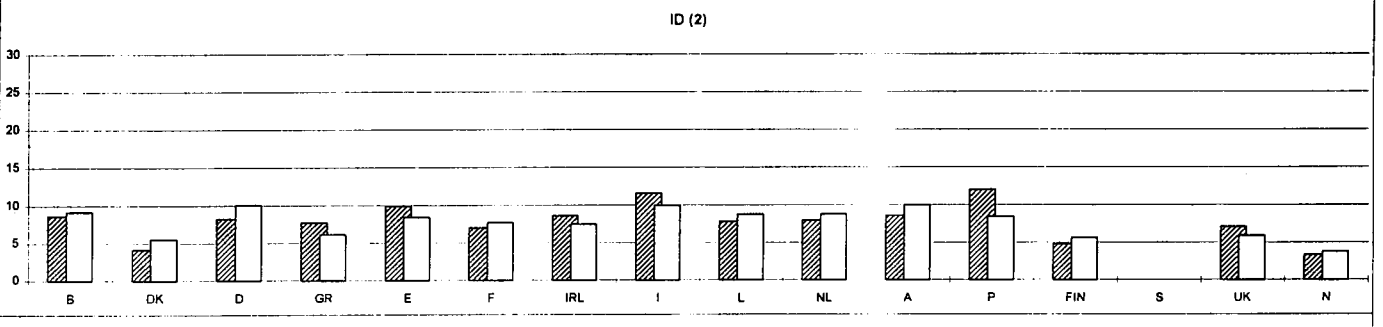
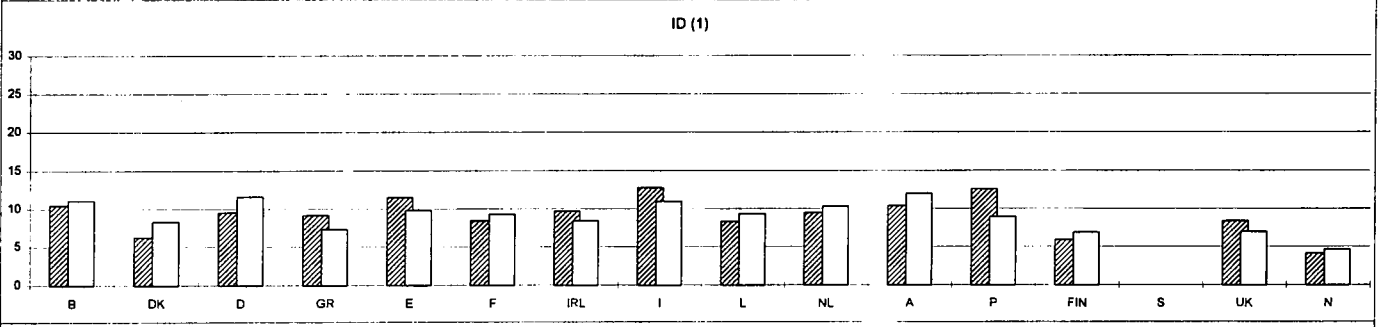
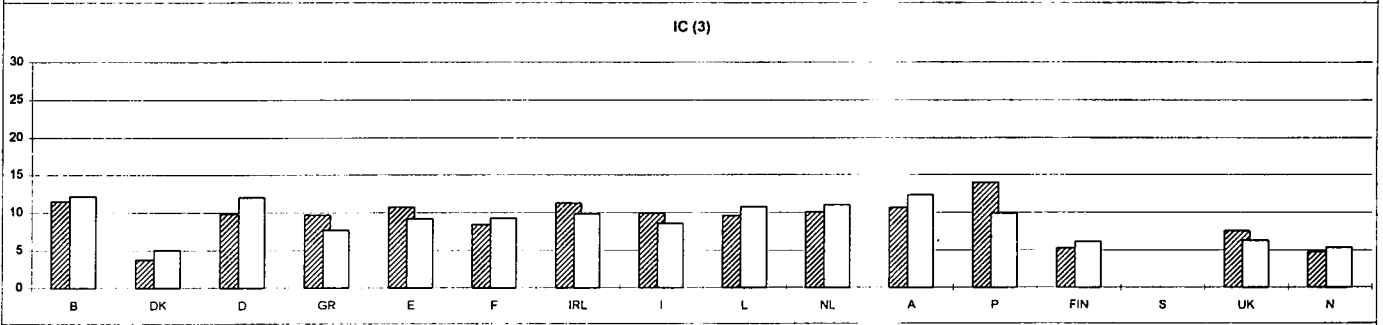
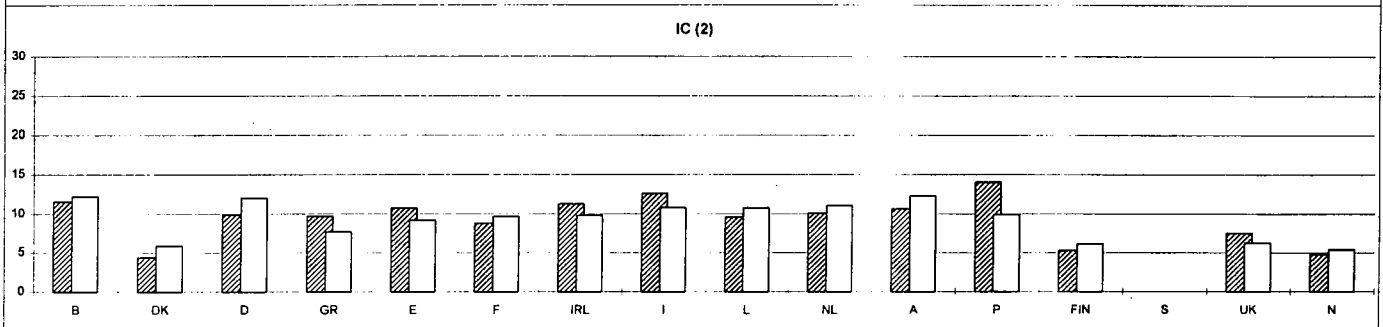
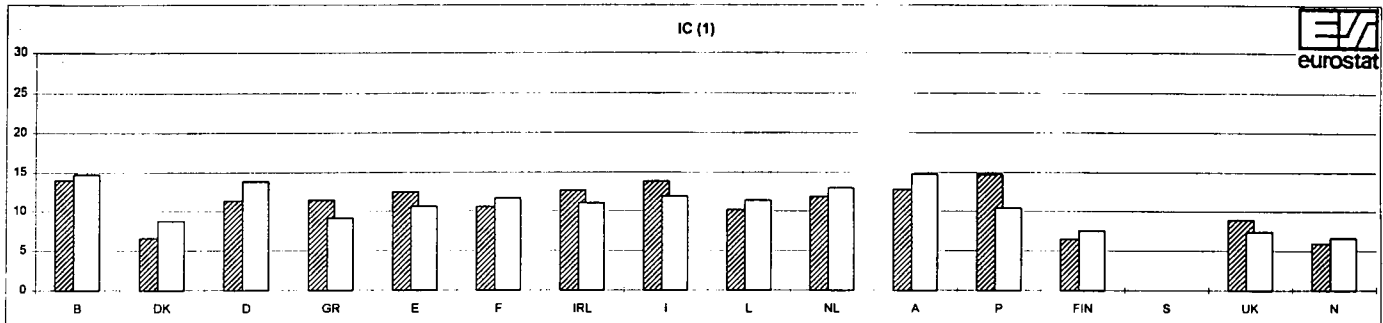
(1) IM RAHMEN DER ABKOMMEN MIT DEN MITGLIEDSTAATEN DES EUROPÄISCHEN WIRTSCHAFTSRAUMS (EWR) SIND DIE GASPRISE FUER NORWEGEN AUCH VERÖFFENTLICHT / IN THE FRAMEWORK OF THE AGREEMENTS CONCLUDED BETWEEN THE MEMBER COUNTRIES OF THE EUROPEAN ECONOMIC AGREEMENT (EEA), PRICES FOR NORWAY ARE ALSO PUBLISHED / DANS LE CADRE DES ACCORDS PASSES ENTRE LES PAYS MEMBRES DE L'ESPACE ECONOMIQUE EUROPEEN (EEE), LES PRIX DE LA NORVEGE SONT EGALEMENT PUBLIES

ELEKTRIZITAETSPREISE FUER INDUSTRIE
ELECTRICITY PRICES FOR INDUSTRY
PRIX DE L'ELECTRICITE POUR USAGES INDUSTRIELS

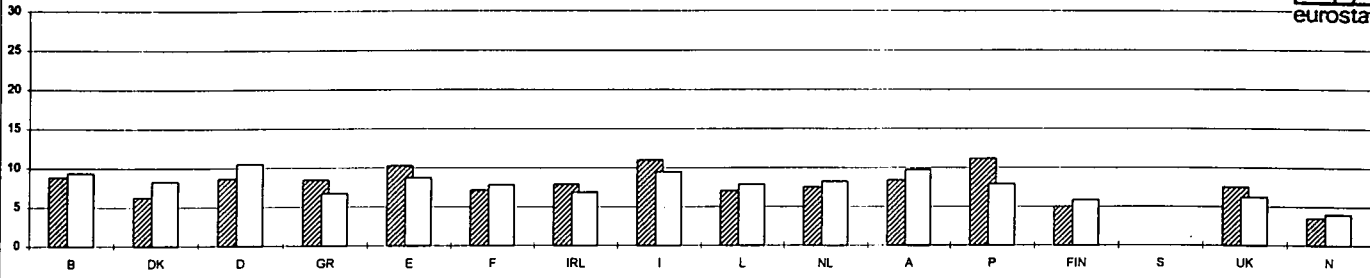
1996-1

B BELGIQUE NATIONAL	IRL DUBLIN	FIN FINLAND NATIONAL	 KKS-PPS-SPA / 100 kWh	(1) STEUERN INBEGR./ TAXES INCL./ TAXES COMPRISES
DK DANMARK NATIONAL	I ITALIE NATIONAL	S SVERIGE	 ECU / 100 kWh	(2) OHNE MWST./ VAT EXCL./ HORS TVA
D DUESSELDORF	L LUXEMBOURG	UK LONDON		(3) OHNE STEUERN/ TAXES EXCL./ HORS TAXES
GR ATHINAI	NL ROTTERDAM	N NORGE		
E MADRID	A ÖSTERREICH			
F PARIS	P LISBOA			

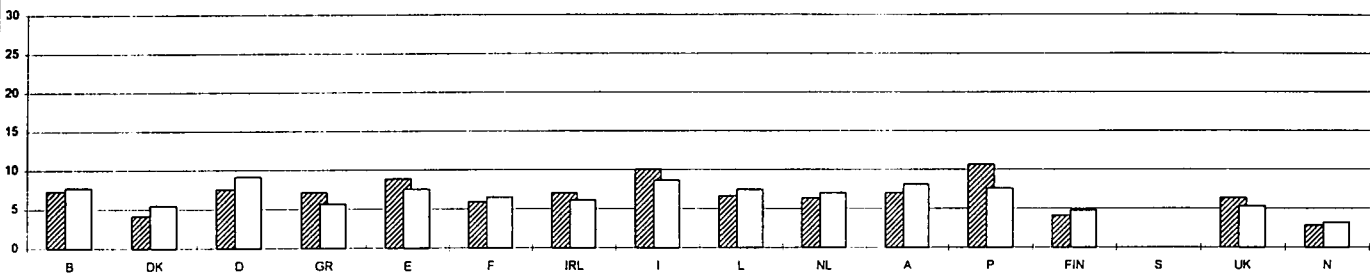




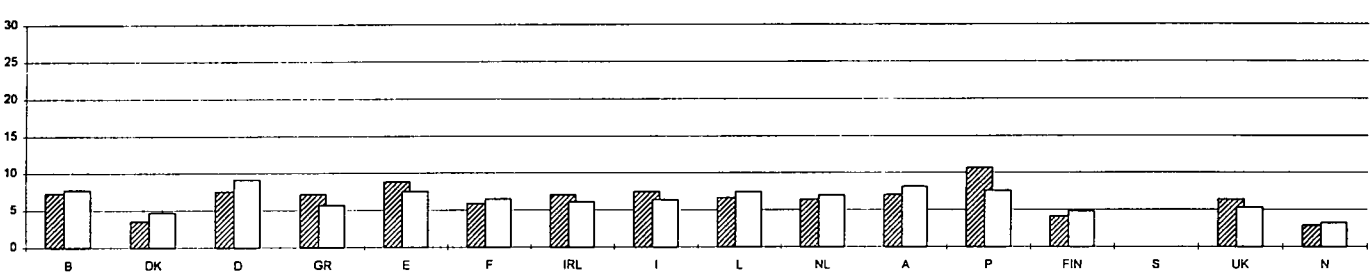
IE (1)



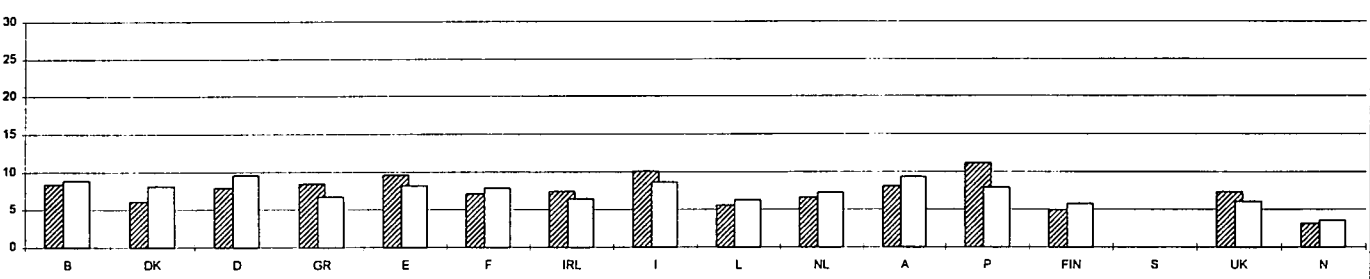
IE (2)



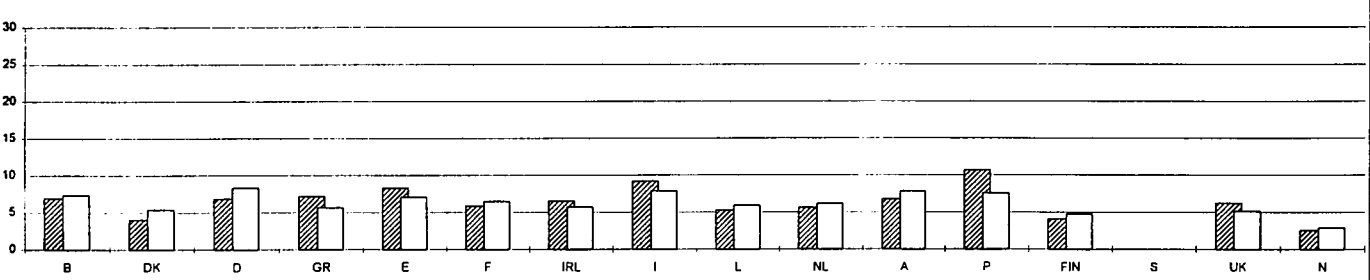
IE (3)



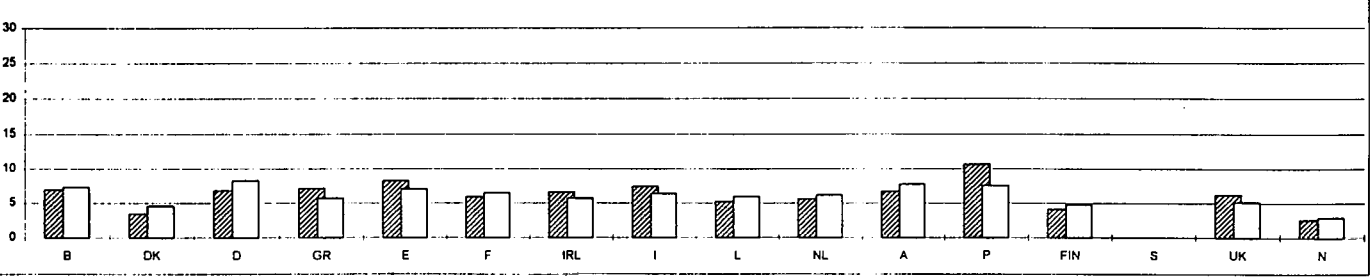
IF (1)



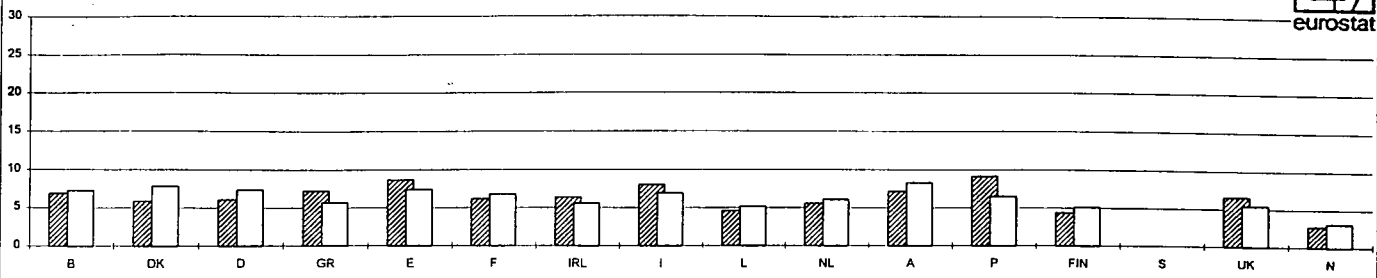
IF (2)



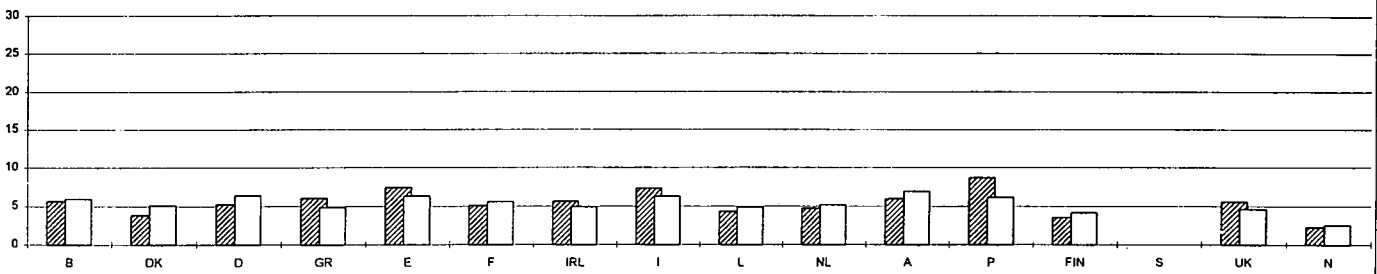
IF (3)



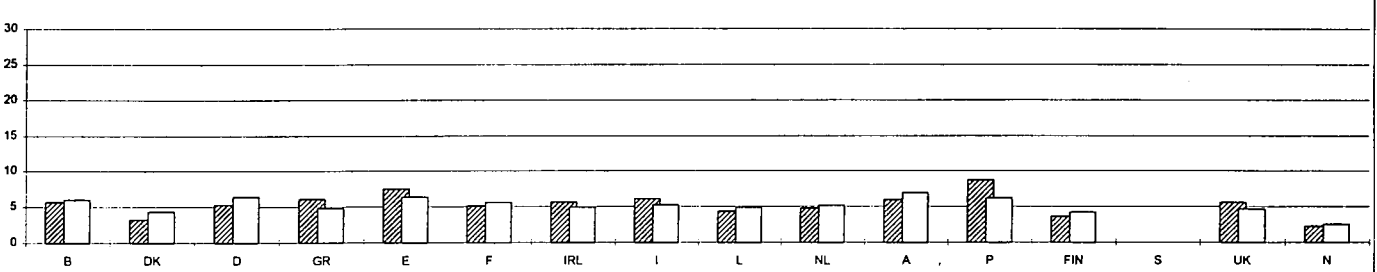
IG (1)



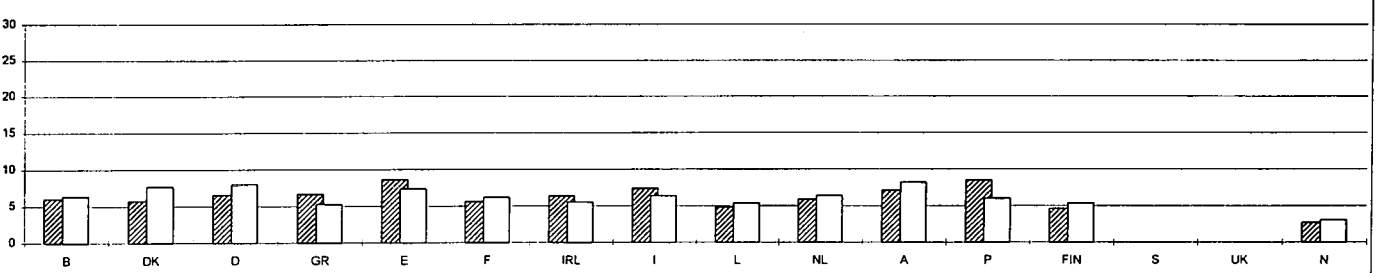
IG (2)



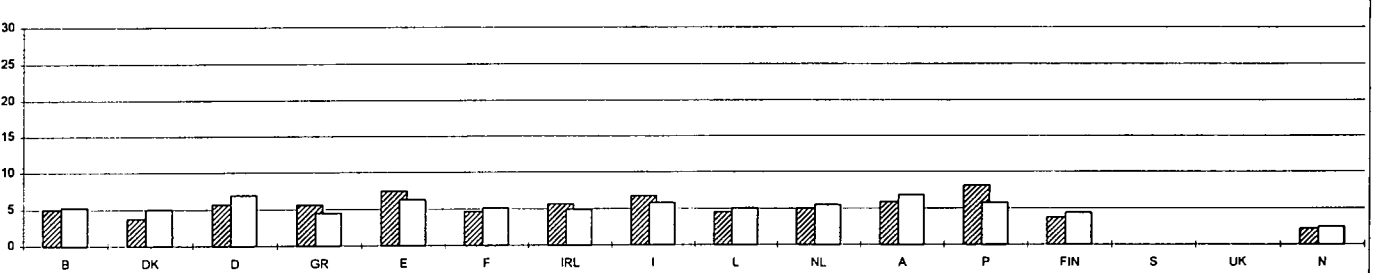
IG (3)



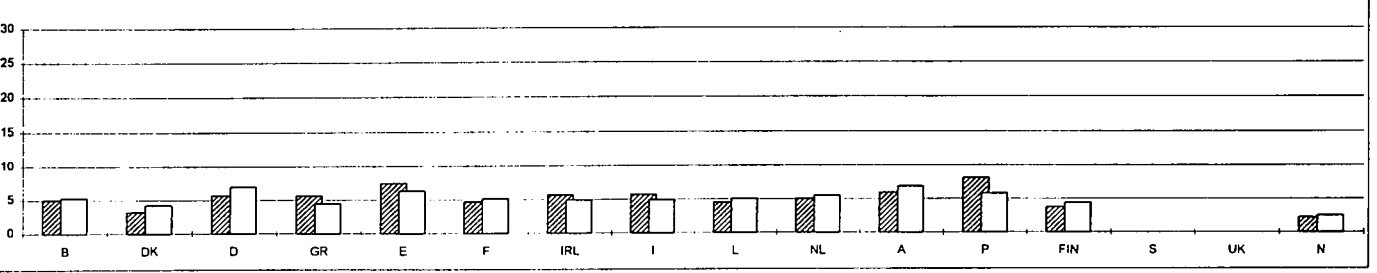
IH (1)



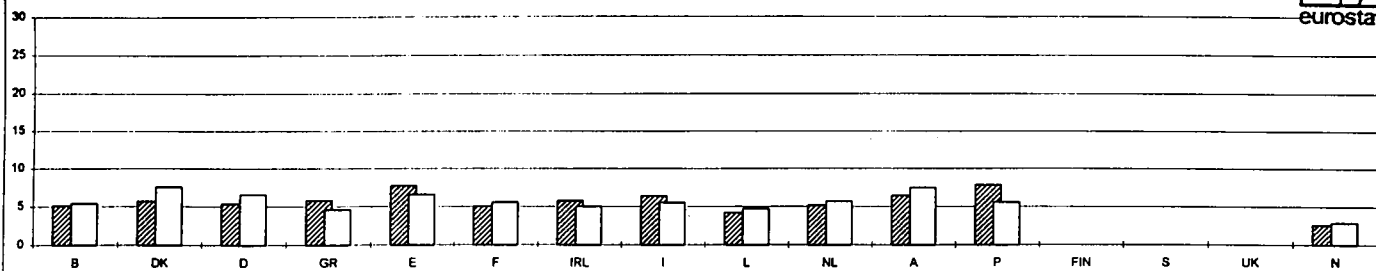
IH (2)



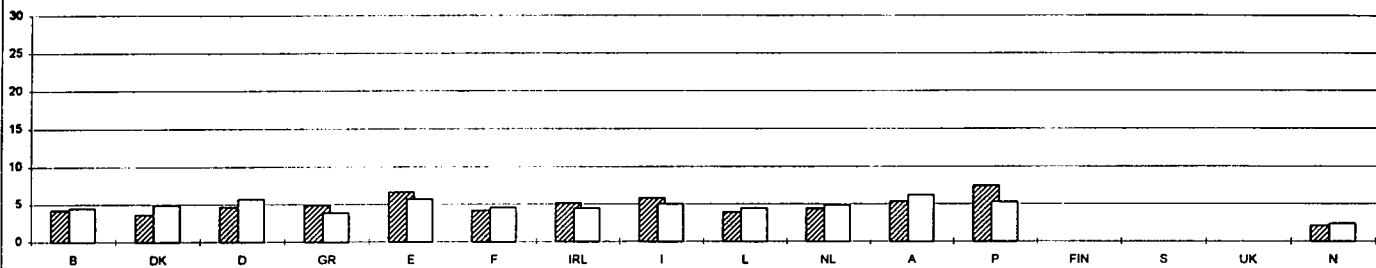
IH (3)



II (1)



II (2)



II (3)

