



STATISTICS IN FOCUS

Energy and industry



1996 □ 35

ISSN 1024-4328

Electricity prices for EU households on 1 July 1996: downward trend

These comments are based on prices collected by EUROSTAT expressed in national currency. For the comparative tables and the graphics, prices in ECU and purchasing power standards (PPS) have been used.

A study of the variations in deflated VAT-excluded electricity prices from 1 January 1996 to 1 July 1996 reveals that prices showed a drop in 31 locations⁽¹⁾ out of 36, and this in every standard consumer category. The greatest decreases were for Greece for D_d⁽²⁾ (-15%) and D_e (-9%), as well as for Italy (-14% for D_a and D_b).

The greatest rises were for Austria (between 4% for D_a and 6% for D_e), as well as for Ireland (from 1% for D_e to 4% for D_a).

Variation in deflated VAT-excluded prices in national currency (number of locations)

	D _a	D _b to D _e
Upward trend	4	5
Downward trend	32	31

(1) The collection locations are listed above and to the right of the price tables

(2) See table below for standard consumers definition

Manuscript completed on = 18.11.1996

For further information please contact:
Eurostat, L-2920 Luxembourg, tel. 4301-32040 Fax: 4301-34771

Price (excl. VAT) in Luxembourg: Subscription ECU 240,
single copy ECU 6

Catalogue number: CA-NL-96-035-EN-C

Five household standard consumers, coded D_a to D_e were chosen:

Standard consumer	Annual consumption (in kWh)		Approx. subscribed demand (in kW)
	Total	of which night	
D _a	600		3
D _b	1 200		3 - 4
D _c	3 500	1 300	4 - 9
D _d	7 500	2 500	6 - 9
D _e	20 000	15 000	9

Prices for the standard consumers are given in national currencies, PPS (purchasing power standard, annual estimated value as at 29 October for 1996) and in ECU (average value for July 1996).

Conversion table in PPS and ECU

1 PPS =

B (BFR) 39.92	E (PTA) 135.93	L (LFR) 42.85	FIN (FMK) 6.69
DK (DKR) 9.29	F (FF) 7.04	NL (HFL) 2.26	S (SKR) 10.80
D (DM) 2.20	IRL (IRL) 0.68	A (ÖS) 14.89	UK (UKL) 0.70
GR (DR) 238.76	I (LIT) 1728.94	P (ESC) 132.57	N (NKR) 9.75


1 ECU =

B (BFR) 39.36	E (PTA) 161.39	L (LFR) 39.36	FIN (FMK) 5.83
DK (DKR) 7.37	F (FF) 6.47	NL (HFL) 2.14	S (SKR) 8.44
D (DM) 1.91	IRL (IRL) 0.79	A (ÖS) 13.45	UK (UKL) 0.82
GR (DR) 302.05	I (LIT) 1939.81	P (ESC) 195.34	N (NKR) 8.19

ELEKTRIZITAETSPREISE FUER HAUSHALTE


ELECTRICITY PRICES FOR HOUSEHOLDS

PRIX DE L'ELECTRICITE POUR USAGES DOMESTIQUES


JULI 01 JULY 1996 JUILLET	NATIONALE WAERUNG NATIONAL CURRENCY / KWH MONNAIE NATIONALE			KKS PPS SPA / 100 KWH			ECUS / 100 KWH			
	STEUERN INBEGR. WITH TAXES	OHNE MWST. VAT EXCL. HORS TVA	OHNE STEUERN TAXES EXCL. HORS TAXES	STEUERN INBEGR. WITH TAXES COMPRISES	OHNE MWST. VAT EXCL. HORS TVA	OHNE STEUERN TAXES EXCL. HORS TAXES	STEUERN INBEGR. WITH TAXES COMPRISES	OHNE MWST. VAT EXCL. HORS TVA	OHNE STEUERN TAXES EXCL. HORS TAXES	
	NORGE (ORE) (1)			NATIONAL						
DA	216.00	175.60	170.30	22.25	18.09	17.54	26.35	21.42	20.78	
DB	131.10	106.60	101.30	13.50	10.98	10.43	15.99	13.01	12.36	
DC	75.30	61.30	56.00	7.76	6.31	5.77	9.19	7.48	6.83	
DD	59.80	48.60	43.30	6.16	5.01	4.46	7.30	5.93	5.28	
DE	51.30	41.70	36.40	5.28	4.30	3.75	6.26	5.09	4.44	

(1) IM RAHMEN DER ABKOMMEN MIT DEN MITGLIEDSTAATEN DES EUROPÄISCHEN WIRTSCHAFTSRAUMS (EWR) SIND DIE GASPRISE FUER NORWEGEN AUCH VERÖFFENTLICHT / IN THE FRAMEWORK OF THE AGREEMENTS CONCLUDED BETWEEN THE MEMBER COUNTRIES OF THE EUROPEAN ECONOMIC AGREEMENT (EEA), PRICES FOR NORWAY ARE ALSO PUBLISHED / DANS LE CADRE DES ACCORDS PASSES ENTRE LES PAYS MEMBRES DE L'ESPACE ECONOMIQUE EUROPEEN (EEE), LES PRIX DE LA NORVEGE SONT EGALEMENT PUBLIES


PRIX DE L'ELECTRICITE POUR USAGES DOMESTIQUES

JULI 01 JULY JUILLET	NATIONALE WAEHRUNG NATIONAL CURRENCY / KWH MONNAIE NATIONALE			KKS	PPS	SPA / 100 KWH	ECUS / 100 KWH			
	VERBRAUCHER-TYPEN STANDARD CONSUMERS CONSUMMATEURS TYPE	STEUERN INBEGR. WITH TAXES COMPRISES	OHNE MWST. VAT EXCL. HORS TVA							
	BELGIQUE (BFR)			NATIONAL						
DA	8.90	7.36	7.30	22.29	18.42	18.29	22.61	18.69	18.55	
DB	8.13	6.72	6.67	20.37	16.83	16.70	20.66	17.08	16.94	
DC	5.88	4.86	4.80	14.73	12.17	12.03	14.94	12.35	12.21	
DD	5.31	4.39	4.34	13.31	11.00	10.86	13.50	11.15	11.02	
DE	3.37	2.78	2.73	8.43	6.97	6.83	8.55	7.07	6.93	
	DANMARK (ORE)			NATIONAL						
DA	181.00	144.80	97.90	19.55	15.64	10.57	24.62	19.69	13.31	
DB	142.73	114.18	67.28	15.41	12.33	7.27	19.41	15.53	9.15	
DC	117.63	94.10	47.20	12.70	10.16	5.10	16.00	12.80	6.42	
DD	110.21	88.17	41.27	11.90	9.52	4.46	14.99	11.99	5.61	
DE	100.39	80.31	36.21	10.84	8.67	3.91	13.65	10.92	4.92	
	DEUTSCHLAND (PF)			DUESSELDORF						
DA	40.14	34.90	34.90	18.22	15.84	15.84	20.99	18.25	18.25	
DB	32.66	28.40	28.40	14.83	12.89	12.89	17.08	14.85	14.85	
DC	28.04	24.38	24.38	12.73	11.07	11.07	14.66	12.75	12.75	
DD	25.70	22.35	22.35	11.67	10.15	10.15	13.44	11.69	11.69	
DE	14.72	12.80	12.80	6.68	5.81	5.81	7.70	6.69	6.69	
				HAMBURG						
DA	54.05	47.00	47.00	24.54	21.34	21.34	28.27	24.58	24.58	
DB	42.55	37.00	37.00	19.32	16.80	16.80	22.25	19.35	19.35	
DC	31.41	27.31	27.31	14.26	12.40	12.40	16.43	14.28	14.28	
DD	28.83	25.07	25.07	13.09	11.38	11.38	15.08	13.11	13.11	
DE	16.80	14.61	14.61	7.63	6.63	6.63	8.79	7.64	7.64	
				HANNOVER						
DA	38.64	33.60	33.60	17.54	15.25	15.25	20.21	17.57	17.57	
DB	32.32	28.10	28.10	14.67	12.76	12.76	16.90	14.70	14.70	
DC	26.46	23.01	23.01	12.01	10.45	10.45	13.84	12.03	12.03	
DD	25.05	21.79	21.79	11.37	9.89	9.89	13.10	11.40	11.40	
DE	15.00	13.05	13.05	6.81	5.92	5.92	7.85	6.83	6.83	
				WESTLICHES GEBIET						
DA	44.05	38.30	38.30	20.00	17.39	17.39	23.04	20.03	20.03	
DB	33.70	29.30	29.30	15.30	13.30	13.30	17.63	15.32	15.32	
DC	25.47	22.15	22.15	11.56	10.06	10.06	13.32	11.58	11.58	
DD	23.01	20.01	20.01	10.45	9.08	9.08	12.03	10.47	10.47	
DE	13.41	11.66	11.66	6.09	5.29	5.29	7.01	6.10	6.10	
				FRANKFURT/M						
DA	37.95	33.00	33.00	17.23	14.98	14.98	19.85	17.26	17.26	
DB	33.58	29.20	29.20	15.25	13.26	13.26	17.56	15.27	15.27	
DC	27.62	24.02	24.02	12.54	10.91	10.91	14.45	12.56	12.56	
DD	26.43	22.98	22.98	12.00	10.43	10.43	13.82	12.02	12.02	
DE	14.05	12.22	12.22	6.38	5.55	5.55	7.35	6.39	6.39	

PRIX DE L'ELECTRICITE POUR USAGES DOMESTIQUES

JULI 01 JULY 1996 JUILLET		NATIONALE WAEHRUNG NATIONAL CURRENCY / KWH MONNAIE NATIONALE			KKS	PPS	SPA / 100 KWH	ECUS / 100 KWH 		
VERBRAUCHER-TYPEN	STEUERN INBEGR.	OHNE MWST.	OHNE STEUERN	STEUERN INBEGR.	OHNE MWST.	OHNE STEUERN	STEUERN INBEGR.	OHNE MWST.	OHNE STEUERN	
STANDARD CONSUMERS	WITH TAXES	VAT EXCL.	TAXES EXCL.	WITH TAXES	VAT EXCL.	TAXES EXCL.	WITH TAXES	VAT EXCL.	TAXES EXCL.	
CONSUMMATEURS TYPE	TAXES COMPRISES	HORS TVA	HORS TAXES	TAXES COMPRISES	HORS TVA	HORS TAXES	TAXES COMPRISES	HORS TVA	HORS TAXES	
DEUTSCHLAND (PF)					STUTTGART					
DA	55.32	48.10	48.10	25.12	21.84	21.84	28.93	25.16	25.16	
DB	40.60	35.30	35.30	18.43	16.03	16.03	21.23	18.46	18.46	
DC	28.03	24.37	24.37	12.73	11.06	11.06	14.66	12.75	12.75	
DD	25.15	21.87	21.87	11.42	9.93	9.93	13.15	11.44	11.44	
DE	14.41	12.53	12.53	6.54	5.69	5.69	7.54	6.55	6.55	
MUECHEN										
DA	39.16	34.05	34.05	17.78	15.46	15.46	20.48	17.81	17.81	
DB	36.28	31.55	31.55	16.47	14.32	14.32	18.97	16.50	16.50	
DC	30.77	26.75	26.75	13.97	12.14	12.14	16.09	13.99	13.99	
DD	29.91	26.01	26.01	13.58	11.81	11.81	15.64	13.60	13.60	
DE	16.78	14.59	14.59	7.62	6.62	6.62	8.78	7.63	7.63	
SUEDLICHES GEBIET										
DA	61.41	53.40	50.80	27.88	24.24	23.06	32.12	27.93	26.57	
DB	44.51	38.70	36.10	20.21	17.57	16.39	23.28	20.24	18.88	
DC	30.96	26.92	24.84	14.06	12.22	11.28	16.19	14.08	12.99	
DD	27.66	24.05	21.92	12.56	10.92	9.95	14.47	12.58	11.46	
DE	16.14	14.03	13.38	7.33	6.37	6.07	8.44	7.34	7.00	
ERFURT										
DA	48.19	41.90	41.90	21.88	19.02	19.02	25.20	21.91	21.91	
DB	38.99	33.90	33.90	17.70	15.39	15.39	20.39	17.73	17.73	
DC	26.88	23.37	23.37	12.20	10.61	10.61	14.06	12.22	12.22	
DD	25.20	21.91	21.91	11.44	9.95	9.95	13.18	11.46	11.46	
DE	15.93	13.85	13.85	7.23	6.29	6.29	8.33	7.24	7.24	
LEIPZIG										
DA	37.03	32.20	32.20	16.81	14.62	14.62	19.37	16.84	16.84	
DB	32.72	28.45	28.45	14.85	12.92	12.92	17.11	14.88	14.88	
DC	28.93	25.16	25.16	13.13	11.42	11.42	15.13	13.16	13.16	
DD	27.18	23.63	23.63	12.34	10.73	10.73	14.22	12.36	12.36	
DE	17.34	15.08	15.08	7.87	6.85	6.85	9.07	7.89	7.89	
ROSTOCK										
DA	44.74	38.90	38.90	20.31	17.66	17.66	23.40	20.34	20.34	
DB	37.84	32.90	32.90	17.18	14.94	14.94	19.79	17.21	17.21	
DC	30.65	26.65	26.65	13.92	12.10	12.10	16.03	13.94	13.94	
DD	29.75	25.87	25.87	13.51	11.74	11.74	15.56	13.53	13.53	
DE	16.59	14.43	14.43	7.53	6.55	6.55	8.68	7.55	7.55	
ELLAS (DRA)					ATHINAI					
DA	27.92	23.66	23.66	11.70	9.91	9.91	9.24	7.83	7.83	
DB	26.21	22.21	22.21	10.98	9.31	9.31	8.68	7.35	7.35	
DC	22.33	18.92	18.92	9.36	7.93	7.93	7.39	6.26	6.26	
DD	25.13	21.30	21.30	10.53	8.92	8.92	8.32	7.05	7.05	
DE	19.20	16.27	16.27	8.04	6.82	6.82	6.36	5.39	5.39	

PRIX DE L'ELECTRICITE POUR USAGES DOMESTIQUES

JULI 01 JULY 1996 JUILLET	NATIONALE WAEHRUNG NATIONAL CURRENCY / KWH MONNAIE NATIONALE			KKS	PPS	SPA / 100 KWH	ECUS / 100 KWH			
	VERBRAUCHER-TYPEN STANDARD CONSUMERS CONSUMMATEURS TYPE	STEUERN INBEGR. WITH TAXES COMPRISES	OHNE MWST. VAT EXCL. HORS TVA				OHNE STEUERN TAXES EXCL. HORS TAXES	STEUERN INBEGR. WITH TAXES COMPRISES	OHNE MWST. VAT EXCL. HORS TVA	
ESPANA (PTA)										
MADRID										
DA	25.78	22.22	22.22	18.97	16.35	16.35	15.96	13.75	13.75	
DB	25.78	22.22	22.22	18.97	16.35	16.35	15.96	13.75	13.75	
DC	20.16	17.38	17.38	14.84	12.79	12.79	12.48	10.76	10.76	
DD	18.51	15.96	15.96	13.62	11.75	11.75	11.46	9.88	9.88	
DE	13.20	11.38	11.38	9.72	8.38	8.38	8.17	7.04	7.04	
FRANCE (CENT.)										
PARIS										
DA	118.39	98.17	88.79	16.81	13.94	12.61	18.35	15.22	13.76	
DB	104.05	86.28	78.04	14.78	12.25	11.08	16.13	13.37	12.10	
DC	88.13	73.08	66.10	12.51	10.38	9.39	13.66	11.33	10.25	
DD	85.01	70.49	63.75	12.07	10.01	9.05	13.18	10.93	9.88	
DE	68.49	56.79	51.37	9.73	8.06	7.29	10.62	8.80	7.96	
LILLE										
DA	117.36	97.31	88.79	16.67	13.82	12.61	18.19	15.08	13.76	
DB	103.15	85.53	78.04	14.65	12.15	11.08	15.99	13.26	12.10	
DC	87.36	72.44	66.10	12.41	10.29	9.39	13.54	11.23	10.25	
DD	84.27	69.88	63.75	11.97	9.92	9.05	13.06	10.83	9.88	
DE	67.90	56.30	51.37	9.64	7.99	7.29	10.52	8.73	7.96	
STRASBOURG										
DA	110.51	91.63	88.79	15.69	13.01	12.61	17.13	14.20	13.76	
DB	97.13	80.54	78.04	13.79	11.44	11.08	15.06	12.48	12.10	
DC	82.26	68.21	66.10	11.68	9.69	9.39	12.75	10.57	10.25	
DD	79.35	65.79	63.75	11.27	9.34	9.05	12.30	10.20	9.88	
DE	63.93	53.01	51.37	9.08	7.53	7.29	9.91	8.22	7.96	
LYON										
DA	117.36	97.31	88.79	16.67	13.82	12.61	18.19	15.08	13.76	
DB	103.15	85.53	78.04	14.65	12.15	11.08	15.99	13.26	12.10	
DC	87.36	72.44	66.10	12.41	10.29	9.39	13.54	11.23	10.25	
DD	84.27	69.88	63.75	11.97	9.92	9.05	13.06	10.83	9.88	
DE	67.90	56.30	51.37	9.64	7.99	7.29	10.52	8.73	7.96	
MARSEILLE										
DA	117.36	97.31	88.79	16.67	13.82	12.61	18.19	15.08	13.76	
DB	103.15	85.53	78.04	14.65	12.15	11.08	15.99	13.26	12.10	
DC	87.36	72.44	66.10	12.41	10.29	9.39	13.54	11.23	10.25	
DD	84.27	69.88	63.75	11.97	9.92	9.05	13.06	10.83	9.88	
DE	67.90	56.30	51.37	9.64	7.99	7.29	10.52	8.73	7.96	
TOULOUSE										
DA	117.36	97.31	88.79	16.67	13.82	12.61	18.19	15.08	13.76	
DB	103.15	85.53	78.04	14.65	12.15	11.08	15.99	13.26	12.10	
DC	87.36	72.44	66.10	12.41	10.29	9.39	13.54	11.23	10.25	
DD	84.27	69.88	63.75	11.97	9.92	9.05	13.06	10.83	9.88	
DE	67.90	56.30	51.37	9.64	7.99	7.29	10.52	8.73	7.96	

PRIX DE L'ELECTRICITE POUR USAGES DOMESTIQUES

JULI 01 JULY 1996 JUILLET		NATIONALE WAEHRUNG NATIONAL CURRENCY / KWH MONNAIE NATIONALE			KKS	PPS	SPA / 100 KWH	ECUS / 100 KWH		
VERBRAUCHER-TYPEN STANDARD CONSUMERS CONSUMMATEURS TYPE	STEUERN INBEGR. WITH TAXES TAXES COMPRISES	OHNE MWST. VAT EXCL. HORS TVA	OHNE STEUERN TAXES EXCL. HORS TAXES	STEUERN INBEGR. WITH TAXES COMPRISES	OHNE MWST. VAT EXCL. TVA	OHNE STEUERN TAXES COMPRISES	STEUERN INBEGR. WITH TAXES COMPRISES	OHNE MWST. VAT EXCL. HORS TVA	OHNE STEUERN TAXES COMPRISES	
IRELAND (P) DUBLIN										
DA	11.743	10.438	10.438	17.32	15.40	15.40	14.82	13.17	13.17	
DB	9.788	8.700	8.700	14.44	12.83	12.83	12.35	10.98	10.98	
DC	6.839	6.079	6.079	10.09	8.97	8.97	8.63	7.67	7.67	
DD	6.613	5.878	5.878	9.75	8.67	8.67	8.35	7.42	7.42	
DE	4.422	3.931	3.931	6.52	5.80	5.80	5.58	4.96	4.96	
ITALIA (LIT) NATIONAL										
DA	113.85	103.50	82.80	6.60	6.00	4.80	5.92	5.38	4.31	
DB	128.73	117.03	96.33	7.47	6.79	5.59	6.69	6.09	5.01	
DC	413.02	375.47	308.57	23.96	21.78	17.90	21.48	19.52	16.05	
DD	382.07	347.34	280.44	22.16	20.15	16.27	19.87	18.06	14.58	
DE										
G. D. LUXEMBOURG (LFR) NATIONAL										
DA	9.07	8.56	8.56	21.16	19.97	19.97	23.03	21.73	21.73	
DB	6.79	6.41	6.41	15.85	14.95	14.95	17.24	16.27	16.27	
DC	4.53	4.27	4.27	10.57	9.97	9.97	11.50	10.85	10.85	
DD	4.40	4.15	4.15	10.26	9.68	9.68	11.17	10.53	10.53	
DE	2.97	2.80	2.80	6.93	6.54	6.54	7.55	7.12	7.12	
NEDERLAND (CENTS) ROTTERDAM										
DA	35.60	30.30	30.30	15.74	13.39	13.39	16.59	14.12	14.12	
DB	31.11	26.48	26.48	13.75	11.70	11.70	14.50	12.34	12.34	
DC	26.00	22.13	22.13	11.49	9.78	9.78	12.12	10.31	10.31	
DD	24.83	21.13	21.13	10.97	9.34	9.34	11.57	9.85	9.85	
DE	18.34	15.61	15.61	8.11	6.90	6.90	8.55	7.27	7.27	
NOORD-HOLLAND										
DA	31.31	26.65	26.65	13.84	11.78	11.78	14.59	12.42	12.42	
DB	26.88	22.88	22.88	11.88	10.11	10.11	12.53	10.66	10.66	
DC	24.26	20.65	20.65	10.72	9.13	9.13	11.31	9.62	9.62	
DD	23.23	19.77	19.77	10.27	8.74	8.74	10.83	9.21	9.21	
DE	17.75	15.11	15.11	7.85	6.68	6.68	8.27	7.04	7.04	
NOORD-BRABANT										
DA	32.36	27.54	27.54	14.30	12.17	12.17	15.08	12.83	12.83	
DB	26.58	22.62	22.62	11.75	10.00	10.00	12.39	10.54	10.54	
DC	24.55	20.89	20.89	10.85	9.23	9.23	11.44	9.73	9.73	
DD	23.57	20.06	20.06	10.42	8.87	8.87	10.98	9.35	9.35	
DE	17.27	14.70	14.70	7.63	6.50	6.50	8.05	6.85	6.85	
OESTERREICH (OS) OBEROESTERREICH/TIROL/WIEN										
DA	2.14	1.78	1.68	14.37	11.95	11.28	15.91	13.24	12.49	
DB	2.06	1.72	1.62	13.83	11.55	10.88	15.32	12.79	12.05	
DC	1.76	1.47	1.37	11.82	9.87	9.20	13.09	10.93	10.19	
DD	1.78	1.48	1.38	11.95	9.94	9.27	13.24	11.01	10.26	
DE	1.43	1.19	1.09	9.60	7.99	7.32	10.63	8.85	8.11	



PRIX DE L'ELECTRICITE POUR USAGES DOMESTIQUES

JULI 01 JULY 1996 JUILLET		NATIONALE WAEHRUNG NATIONAL CURRENCY / KWH MONNAIE NATIONALE			KKS	PPS	SPA / 100 KWH	ECUS / 100 KWH		
		STEUERN INBEGR.	OHNE MWST.	OHNE STEUERN	STEUERN INBEGR.	OHNE MWST.	OHNE STEUERN	STEUERN INBEGR.	OHNE MWST.	OHNE STEUERN
VERBRAUCHER-TYPEN	STANDARD CONSUMERS	WITH TAXES	EXCL. TAXES	EXCL. TAXES	WITH TAXES	EXCL. TAXES	EXCL. TAXES	WITH TAXES	EXCL. TAXES	EXCL. TAXES
CONSUMMATEURS TYPE	COMPRISES	HORS TVA	HORS TVA	HORS TAXES	COMPRISES	HORS TVA	HORS TAXES	COMPRISES	HORS TVA	HORS TAXES
PORTUGAL (ESC)										
LISBOA										
DA	26.250	25.000	24.800	19.79	18.85	18.70	13.34	12.70	12.60	
DB	30.080	28.650	28.550	22.68	21.60	21.53	15.28	14.55	14.50	
DC	25.920	24.690	24.650	19.54	18.62	18.59	13.17	12.54	12.52	
DD	23.000	21.910	21.890	17.34	16.52	16.51	11.68	11.13	11.12	
DE	17.120	16.310	16.300	12.91	12.30	12.29	8.70	8.29	8.28	
SUOMI/FINLAND (P)										
NATIONAL										
DA	97.70	80.10	80.10	14.66	12.02	12.02	16.80	13.78	13.78	
DB	69.70	57.10	57.10	10.46	8.57	8.57	11.99	9.82	9.82	
DC	53.90	44.20	44.20	8.09	6.63	6.63	9.27	7.60	7.60	
DD	46.40	38.00	38.00	6.96	5.70	5.70	7.98	6.54	6.54	
DE	31.50	25.80	25.80	4.73	3.87	3.87	5.42	4.44	4.44	
SVERIGE (ORE)										
NATIONAL										
DA	189.59	151.67	142.53	17.63	14.11	13.26	22.56	18.05	16.96	
DB	124.16	99.33	90.25	11.55	9.24	8.39	14.78	11.82	10.74	
DC	81.29	65.03	55.94	7.56	6.05	5.20	9.67	7.74	6.66	
DD	79.21	63.37	54.37	7.37	5.89	5.06	9.43	7.54	6.47	
DE	63.50	50.80	44.14	5.91	4.72	4.11	7.56	6.05	5.25	
UNITED KINGDOM (P)										
LONDON										
DA	16.070	14.880	14.880	23.03	21.32	21.32	19.65	18.20	18.20	
DB	11.902	11.020	11.020	17.06	15.79	15.79	14.56	13.48	13.48	
DC	8.193	7.586	7.586	11.74	10.87	10.87	10.02	9.28	9.28	
DD	7.441	6.890	6.890	10.66	9.87	9.87	9.10	8.43	8.43	
DE	4.701	4.353	4.353	6.74	6.24	6.24	5.75	5.32	5.32	
LEEDS										
DA	14.468	13.397	13.397	20.73	19.20	19.20	17.69	16.38	16.38	
DB	10.868	10.063	10.063	15.57	14.42	14.42	13.29	12.31	12.31	
DC	7.527	6.969	6.969	10.79	9.99	9.99	9.21	8.52	8.52	
DD	6.854	6.347	6.347	9.82	9.10	9.10	8.38	7.76	7.76	
DE	4.379	4.055	4.055	6.28	5.81	5.81	5.36	4.96	4.96	
BIRMINGHAM										
DA	13.648	12.637	12.637	19.56	18.11	18.11	16.69	15.46	15.46	
DB	10.642	9.853	9.853	15.25	14.12	14.12	13.02	12.05	12.05	
DC	7.787	7.210	7.210	11.16	10.33	10.33	9.52	8.82	8.82	
DD	7.198	6.664	6.664	10.31	9.55	9.55	8.80	8.15	8.15	
DE	4.555	4.218	4.218	6.53	6.04	6.04	5.57	5.16	5.16	
GLASGOW										
DA	15.060	13.940	13.940	21.58	19.98	19.98	18.42	17.05	17.05	
DB	11.420	10.570	10.570	16.36	15.15	15.15	13.97	12.93	12.93	
DC	8.340	7.720	7.720	11.95	11.06	11.06	10.20	9.44	9.44	
DD	7.530	6.980	6.980	10.79	10.00	10.00	9.21	8.54	8.54	
DE	4.710	4.360	4.360	6.75	6.25	6.25	5.76	5.33	5.33	



ELEKTRIZITAETSPREISE FUER HAUSHALTE

ELECTRICITY PRICES FOR HOUSEHOLDS

PRIX DE L'ELECTRICITE POUR USAGES DOMESTIQUES

1996-2

ECU / 100 kWh

* KKS PPS SPA / 100 kWh



- | | | | |
|---------------------|-------------------|--------------|----------------------|
| B BELGIQUE NATIONAL | E MADRID | L LUXEMBOURG | FIN FINLAND NATIONAL |
| DK DANMARK NATIONAL | F PARIS | NL ROTTERDAM | S SVERIGE |
| D DUESSELDORF | IRL DUBLIN | A ÖSTERREICH | UK LONDON |
| GR ATHINA | I ITALIE NATIONAL | P LISBOA | N NORGE |

