



STATISTICS IN FOCUS

Energy and industry



1996 □ 36

ISSN 1024-4328

Electricity prices for EU industry on 1 July 1996: downward trend

These comments are based on prices collected within the framework of Council Directive 90/377/EEC expressed in national currency. For the comparative tables and the graphics, prices in ECU and purchasing power standards (PPS) have been used.

A study of the variations in deflated VAT-excluded electricity prices from 1 January 1996 to 1 July 1996 reveals that prices showed a drop in 33 locations⁽¹⁾ out of 39, and this in every standard consumer category. The greatest decrease was for Hamburg in Germany (from -9 to -16% according to the standard consumer category), and for the United Kingdom, where the price fall was more than 10% in London and Leeds. The rise in prices can mainly be noticed in Austria (between 2 and 6% according to the standard consumer category for Öberösterreich, Tyrol and Vienna) and in London (6% for I_a⁽²⁾).

Variation in deflated VAT-excluded prices in national currency (number of locations)

	I _a to I _i
Upward trend	6
Downward trend	33

(1) The collection locations are listed above and to the right of the price tables

(2) See table below for standard consumers definition

Manuscript completed on = 18.11.1996

For further information please contact:

Eurostat, L-2920 Luxembourg, tel. 4301-32040 Fax: 4301-34771

Price (excl. VAT) in Luxembourg: Subscription ECU 240,
single copy ECU 6

Catalogue number: CA-NL-96-036-EN-C

Council Directive No 90/377/EEC of 29 June 1990 lays down a Community procedure to improve the transparency of gas and electricity prices charged to industrial end-users. In accordance with Article 1.1, this note sets out the prices for standard consumers and the "marker prices" in force as at 1 July 1996.

Nine standard industrial users, coded I_a to I_i were chosen:

Standard consumer	Annual consumption (kWh)	Maximum demand (kW)	Annual utilisation (in hours)
I _a	30 000	30	1 000
I _b	50 000	50	1 000
I _c	160 000	100	1 600
I _d	1 250 000	500	2 500
I _e	2 000 000	500	4 000
I _f	10 000 000	2 500	4 000
I _g	24 000 000	4 000	6 000
I _h	50 000 000	10 000	5 000
I _i	70 000 000	10 000	7 000

Prices for the standard consumers are given in national currencies, PPS (estimated purchasing power standard, annual estimated value, as at 29 October for 1996) and in ECU (average value for July 1996).

Conversion table in PPS and ECU


1 PPS =

B (BFR) 39.92	E (PTA) 135.93	L (LFR) 42.85	FIN (FMK) 6.69
DK (DKR) 9.29	F (FF) 7.04	NL (HFL) 2.26	S (SKR) 10.80
D (DM) 2.20	IRL (IRL) 0.68	A (ÖS) 14.89	UK (UKL) 0.70
GR (DR) 238.76	I (LIT) 1728.94	P (ESC) 132.57	N (NKR) 9.75

1 ECU =

B (BFR) 39.36	E (PTA) 161.39	L (LFR) 39.36	FIN (FMK) 5.83
DK (DKR) 7.37	F (FF) 6.47	NL (HFL) 2.14	S (SKR) 8.44
D (DM) 1.91	IRL (IRL) 0.79	A (ÖS) 13.45	UK (UKL) 0.82
GR (DR) 302.05	I (LIT) 1939.81	P (ESC) 195.34	N (NKR) 8.19


PRIX REPERE EN MONNAIES NATIONALES

		25 MW			50 MW			75 MW			
1. JANUAR JANUARY JANVIER		STEUERN INBEGR. TAXES INCL.	OHNE MEHRWERT. VAT EXCL.	OHNE STEUERN TAXES EXCL.	STEUERN INBEGR. TAXES INCL.	OHNE MEHRWERT. VAT EXCL.	OHNE STEUERN TAXES EXCL.	STEUERN INBEGR. TAXES INCL.	OHNE MEHRWERT. VAT EXCL.	OHNE STEUERN TAXES EXCL.	
2. JULI JULY JUILLET		COMPRISES	HORS TVA	HORS TAXES	COMPRISES	HORS TVA	HORS TAXES	COMPRISES	HORS TVA	HORS TAXES	
BELGIQUE											
BFR/Kwh NATIONAL	1996-2	2.15	1.78	1.78	2.01	1.66	1.66	1.99	1.64	1.64	
DEUTSCHLAND											
			TIEFST			LOWEST			LE PLUS BAS		
PF/Kwh NORDEN-MITTE	1996-2	13.01	11.31	11.31	12.31	10.70	10.70	12.28	10.68	10.68	
DEUTSCHLAND											
			HOECHST			HIGHEST			LE PLUS HAUT		
PF/Kwh NORDEN-MITTE	1996-2	14.67	12.76	12.76	14.34	12.47	12.47	14.04	12.21	12.21	
DEUTSCHLAND											
			TIEFST			LOWEST			LE PLUS BAS		
PF/Kwh WESTEN	1996-2	12.56	10.92	10.92	12.06	10.49	10.49	11.62	10.10	10.10	
DEUTSCHLAND											
			HOECHST			HIGHEST			LE PLUS HAUT		
PF/Kwh WESTEN	1996-2	14.65	12.74	12.74	14.35	12.48	12.48	14.09	12.25	12.25	
DEUTSCHLAND											
			TIEFST			LOWEST			LE PLUS BAS		
PF/Kwh SUEDEN	1996-2	12.80	11.13	11.13	12.16	10.57	10.57	11.74	10.21	10.21	
DEUTSCHLAND											
			HOECHST			HIGHEST			LE PLUS HAUT		
PF/Kwh SUEDEN	1996-2	15.35	13.35	13.35	15.12	13.15	13.15	14.78	12.85	12.85	
DEUTSCHLAND											
			TIEFST			LOWEST			LE PLUS BAS		
PF/Kwh OSTEN	1996-2	14.63	12.72	12.72	14.19	12.34	12.34	13.80	12.00	12.00	
DEUTSCHLAND											
			HOECHST			HIGHEST			LE PLUS HAUT		
PF/Kwh OSTEN	1996-2	17.35	15.09	15.09	17.04	14.82	14.82	16.78	14.59	14.59	
ELLADA											
DR/Kwh NATIONAL	1996-2	13.79	11.69	11.69	13.79	11.69	11.69	13.79	11.69	11.69	
ESPANA											
PTA/Kwh NATIONAL	1996-2	6.10	5.26	5.26	6.10	5.26	5.26	6.10	5.26	5.26	

DANMARK, LUXEMBOURG, IRELAND, OESTERREICH, SUOMI/FINLAND, NEDERLANDS 75 MW : Markierungspreise vertraulich, weniger als 3 Verbraucher in der Kategorie / Confidential marker prices, less than 3 consumers in the category
 Prix-repere confidentiels, moins de 3 consommateurs dans la categorie.


ITALIA : "national" Reihe seit 1.1.94 / "national" series since 1.1.94 / serie "national" depuis le 1.1.94

PRIX REPERE EN MONNAIES NATIONALES

		25 MW			50 MW			75 MW			
1. JANUAR JANUARY JANVIER		STEUERN INBEGR. TAXES	OHNE MEHRWERT. VAT	OHNE STEUERN TAXES	STEUERN INBEGR. TAXES	OHNE MEHRWERT. VAT	OHNE STEUERN TAXES	STEUERN INBEGR. TAXES	OHNE MEHRWERT. VAT	OHNE STEUERN TAXES	
2. JULI JULY JUILLET		INCL. TAXES COMPRISES	EXCL. HORS TVA	EXCL. HORS TAXES	INCL. TAXES COMPRISES	EXCL. HORS TVA	EXCL. HORS TAXES	INCL. TAXES COMPRISES	EXCL. HORS TVA	EXCL. HORS TAXES	
FRANCE		BASIS 5000 ST./H			BASE 5000 ST./H			BASE 6000 ST./H			
CENT./Kwh NATIONAL	1996-2	37.45	31.05	31.05	34.41	28.53	28.53	33.35	27.65	27.65	
FRANCE		BASIS -6%			BASE -6%			BASE -6%			
CENT./Kwh NATIONAL	1996-2	35.20	29.19	29.19	32.34	26.82	26.82	31.34	25.99	25.99	
FRANCE		BASIS -8%			BASE -8%			BASE -8%			
CENT./Kwh NATIONAL	1996-2	34.46	28.57	28.57	31.66	26.25	26.25	30.67	25.43	25.43	
FRANCE		BASIS -10%			BASE -10%			BASE -10%			
CENT./Kwh NATIONAL	1996-2	33.71	27.95	27.95	30.97	25.68	25.68	30.01	24.88	24.88	
ITALIA											
LIT/Kwh NATIONAL	1996-2	107.05	97.32	79.80	104.55	95.05	77.67	103.73	94.30	76.96	
NEDERLAND		TIEFST			LOWEST			LE PLUS BAS			
CENT/Kwh NATIONAL	1996-2	9.42	8.02	8.02	11.52	9.80	9.80				
NEDERLAND		HOECHST			HIGHEST			LE PLUS HAUT			
CENT/Kwh NATIONAL	1996-2	12.69	10.80	10.80	12.11	10.31	10.31				
PORTUGAL		BEZUG			REFERENCE			REFERENCE			
ESC/Kwh NATIONAL	1996-2	10.43	9.93	9.93	10.78	10.27	10.27				
PORTUGAL		TIEFST			LOWEST			LE PLUS BAS			
ESC/Kwh NATIONAL	1996-2	9.58	9.12	9.12	10.00	9.53	9.53				
PORTUGAL		HOECHST			HIGHEST			LE PLUS HAUT			
ESC/Kwh NATIONAL	1996-2	11.98	11.41	11.41	11.19	10.66	10.66				
UNITED KINGDOM PENCE/Kwh NATIONAL	1996-2	4.24	3.61	3.61	3.96	3.37	3.37				

DANMARK, LUXEMBURG, IRELAND, OESTERREICH, SUOMI/FINLAND, NEDERLANDS 75 MW : Markierungspreise vertraulich, weniger als 3 Verbraucher in der Kategorie / Confidential marker prices, less than 3 consumers in the category
 Prix-repere confidentiels, moins de 3 consommateurs dans la categorie.
 ITALIA : "national" Reihe seit 1.1.94 / "national" series since 1.1.94 / serie "national" depuis le 1.1.94

PRIX REPERE EN MONNAIES NATIONALES

		25 MW			50 MW			75 MW		
										
1. JANUAR JANUARY JANVIER		STEUERN INBEGR. TAXES	OHNE MEHRWERT. VAT	OHNE STEUERN TAXES	STEUERN INBEGR. TAXES	OHNE MEHRWERT. VAT	OHNE STEUERN TAXES	STEUERN INBEGR. TAXES	OHNE MEHRWERT. VAT	OHNE STEUERN TAXES
2. JULI JULY JUILLET		INCL. TAXES	EXCL. HORS	EXCL. HORS	INCL. TAXES	EXCL. HORS	EXCL. HORS	INCL. TAXES	EXCL. HORS	EXCL. HORS
		COMPRISES	TVA	TAXES	COMPRISES	TVA	TAXES	COMPRISES	TVA	TAXES
NORGE		TIEFST			LOWEST			LE PLUS BAS		
ORE/KWh NATIONAL	1996-2	13.40	10.90	10.90	15.70	12.70	12.70	10.70	8.70	8.70
NORGE		HOECHST			HIGHEST			LE PLUS HAUT		
ORE/KWh NATIONAL	1996-2	37.90	30.80	30.80	21.20	17.20	17.20	20.20	16.40	16.40

DANMARK, LUXEMBOURG, IRELAND, OESTERREICH, SUOMI/FINLAND, NEDERLANDS 75 MW : Markierungspreise vertraulich, weniger als 3 Verbraucher in der Kategorie / Confidential marker prices, less than 3 consumers in the category
 Prix-repere confidentiels, moins de 3 consommateurs dans la categorie.
 ITALIA : "national" Reihe seit 1.1.94 / "national" series since 1.1.94 / serie "national" depuis le 1.1.94

PRIX DE L'ELECTRICITE POUR USAGES INDUSTRIELS

JULI 01 JULY 1996 JUILLET		NATIONALE WAEHRUNG NATIONAL CURRENCY / KWH MONNAIE NATIONALE			KKS	PPS	SPA / 100 KWH	ECUS / 100 KWH		
VERBRAUCHER-TYPEN	STEUERN INBEGR.	OHNE MWST.	OHNE STEUERN	STEUERN INBEGR.	OHNE MWST.	OHNE STEUERN	STEUERN INBEGR.	OHNE MWST.	OHNE STEUERN	
STANDARD CONSUMERS	WITH TAXES	VAT EXCL.	TAXES EXCL.	WITH TAXES	VAT EXCL.	TAXES EXCL.	WITH TAXES	VAT EXCL.	TAXES EXCL.	
CONSUMMATEURS TYPE	TAXES COMPRISES	HORS TVA	HORS TAXES	TAXES COMPRISES	HORS TVA	HORS TAXES	TAXES COMPRISES	HORS TVA	HORS TAXES	
BELGIQUE (BFR)										
NATIONAL										
IA	7.06	5.83	5.83	17.68	14.61	14.61	17.93	14.82	14.82	
IB	6.98	5.77	5.77	17.49	14.46	14.46	17.74	14.66	14.66	
IC	5.73	4.73	4.73	14.35	11.86	11.86	14.55	12.03	12.03	
ID	4.31	3.56	3.56	10.79	8.92	8.92	10.94	9.04	9.04	
IE	3.64	3.00	3.00	9.11	7.53	7.53	9.24	7.63	7.63	
IF	3.45	2.85	2.85	8.63	7.13	7.13	8.76	7.24	7.24	
IG	2.81	2.32	2.32	7.03	5.81	5.81	7.13	5.90	5.90	
IH	2.49	2.05	2.05	6.22	5.15	5.15	6.31	5.22	5.22	
II	2.11	1.74	1.74	5.28	4.36	4.36	5.36	4.43	4.43	
DANMARK (DKR) (1)										
NATIONAL										
IA	65.79	44.43	38.53	7.11	4.80	4.16	8.95	6.04	5.24	
IB	65.09	43.87	37.97	7.03	4.74	4.10	8.85	5.97	5.16	
IC	64.08	43.06	37.16	6.92	4.65	4.01	8.71	5.86	5.05	
ID	60.95	40.56	34.66	6.58	4.38	3.74	8.29	5.52	4.71	
IE	60.81	40.45	34.55	6.57	4.37	3.73	8.27	5.50	4.70	
IF	59.58	39.46	33.56	6.43	4.26	3.62	8.10	5.37	4.56	
IG	57.16	37.53	31.63	6.17	4.05	3.42	7.77	5.10	4.30	
IH	56.20	36.76	30.86	6.07	3.97	3.33	7.64	5.00	4.20	
II	55.54	36.23	30.33	6.00	3.91	3.28	7.55	4.93	4.12	
DEUTSCHLAND (PF)										
DUESSELDORF										
IA	30.54	26.56	26.56	13.87	12.06	12.06	15.97	13.89	13.89	
IB	30.06	26.14	26.14	13.65	11.87	11.87	15.72	13.67	13.67	
IC	26.20	22.79	22.79	11.89	10.35	10.35	13.70	11.92	11.92	
ID	21.99	19.12	19.12	9.98	8.68	8.68	11.50	10.00	10.00	
IE	19.98	17.38	17.38	9.07	7.89	7.89	10.45	9.09	9.09	
IF	18.13	15.77	15.77	8.23	7.16	7.16	9.48	8.25	8.25	
IG	13.96	12.14	12.14	6.34	5.51	5.51	7.30	6.35	6.35	
IH	15.12	13.15	13.15	6.86	5.97	5.97	7.91	6.88	6.88	
II	12.49	10.86	10.86	5.67	4.93	4.93	6.53	5.68	5.68	
HAMBURG										
IA	36.20	31.47	31.47	16.43	14.29	14.29	18.93	16.46	16.46	
IB	36.20	31.47	31.47	16.43	14.29	14.29	18.93	16.46	16.46	
IC	29.08	25.29	25.29	13.20	11.48	11.48	15.21	13.23	13.23	
ID	22.75	19.79	19.79	10.33	8.98	8.98	11.90	10.35	10.35	
IE	18.52	16.10	16.10	8.41	7.31	7.31	9.69	8.42	8.42	
IF	18.18	15.81	15.81	8.25	7.18	7.18	9.51	8.27	8.27	
IG	14.88	12.94	12.94	6.76	5.87	5.87	7.78	6.77	6.77	
IH	15.70	13.65	13.65	7.13	6.20	6.20	8.21	7.14	7.14	
II	13.64	11.86	11.86	6.19	5.38	5.38	7.13	6.20	6.20	
HANNOVER										
IA	32.80	28.52	28.52	14.89	12.95	12.95	17.15	14.92	14.92	
IB	32.25	28.04	28.04	14.64	12.73	12.73	16.87	14.66	14.66	
IC	25.63	22.29	22.29	11.64	10.12	10.12	13.40	11.66	11.66	
ID	21.21	18.44	18.44	9.63	8.37	8.37	11.09	9.64	9.64	
IE	18.16	15.79	15.79	8.24	7.17	7.17	9.50	8.26	8.26	
IF	17.95	15.61	15.61	8.15	7.09	7.09	9.39	8.16	8.16	
IG	14.97	13.02	13.02	6.80	5.91	5.91	7.83	6.81	6.81	
IH	15.76	13.70	13.70	7.16	6.22	6.22	8.24	7.17	7.17	
II	13.88	12.07	12.07	6.30	5.48	5.48	7.26	6.31	6.31	

(1) DIE PREISE OHNE MWST. UMFASSEN NICHT DIE ABZIEHBAREN ENERGIESTEUEERN VON 5 ORE AUF DEM CO2 UND VON 36 ORE /
 THE PRICES EXCLUDING VAT DOES NOT INCLUDE THE DEDUCTIBLE TAXES OF 5 ORE FOR THE CO2 TAX AND OF 36 ORE FOR THE
 ENERGY TAX / LES PRIX HTVA NE COMPRENNENT PAS LES TAXES DEDUCTIBLES DE 5 ORE SUR LE CO2 ET DE 36 ORE SUR
 L'ENERGIE


PRIX DE L'ELECTRICITE POUR USAGES INDUSTRIELS

JULI 01 JULY 1996 JUILLET		NATIONALE WAEHRUNG NATIONAL CURRENCY / KWH MONNAIE NATIONALE			KKS	PPS	SPA / 100 KWH	ECUS / 100 KWH		
VERBRAUCHER-TYPEN	STEUERN INBEGR. WITH TAXES	OHNE MWST. VAT EXCL. HORS TVA	OHNE STEUERN TAXES EXCL. HORS TAXES	STEUERN INBEGR. WITH TAXES COMPRISES	OHNE MWST. VAT EXCL. HORS TVA	OHNE STEUERN TAXES EXCL. HORS TAXES	STEUERN INBEGR. WITH TAXES COMPRISES	OHNE MWST. VAT EXCL. HORS TVA	OHNE STEUERN TAXES EXCL. HORS TAXES	
DEUTSCHLAND (PF)										
IA	30.49	26.52	26.52	13.84	12.04	12.04	15.95	13.87	13.87	
IB	30.50	26.52	26.52	13.85	12.04	12.04	15.95	13.87	13.87	
IC	25.80	22.43	22.43	11.71	10.18	10.18	13.49	11.73	11.73	
ID	21.98	19.12	19.12	9.98	8.68	8.68	11.50	10.00	10.00	
IE	19.60	17.05	17.05	8.90	7.74	7.74	10.25	8.92	8.92	
IF	17.86	15.53	15.53	8.11	7.05	7.05	9.34	8.12	8.12	
IG	13.77	11.98	11.98	6.25	5.44	5.44	7.20	6.27	6.27	
IH	14.90	12.96	12.96	6.76	5.88	5.88	7.79	6.78	6.78	
II	12.25	10.65	10.65	5.56	4.84	4.84	6.41	5.57	5.57	
WESTLICHES GEBIET										
IA	47.93	41.68	41.68	21.76	18.92	18.92	25.07	21.80	21.80	
IB	47.60	41.39	41.39	21.61	18.79	18.79	24.89	21.65	21.65	
IC	31.95	27.78	27.78	14.51	12.61	12.61	16.71	14.53	14.53	
ID	24.79	21.56	21.56	11.25	9.79	9.79	12.97	11.28	11.28	
IE	20.27	17.63	17.63	9.20	8.00	8.00	10.60	9.22	9.22	
IF	19.37	16.84	16.84	8.79	7.65	7.65	10.13	8.81	8.81	
IG	16.69	14.51	14.51	7.58	6.59	6.59	8.73	7.59	7.59	
IH	17.58	15.29	15.29	7.98	6.94	6.94	9.19	8.00	8.00	
II	15.79	13.73	13.73	7.17	6.23	6.23	8.26	7.18	7.18	
FRANKFURT/M										
IA	41.27	35.89	35.89	18.74	16.29	16.29	21.58	18.77	18.77	
IB	40.19	34.95	34.95	18.25	15.87	15.87	21.02	18.28	18.28	
IC	30.92	26.89	26.89	14.04	12.21	12.21	16.17	14.06	14.06	
ID	24.87	21.63	21.63	11.29	9.82	9.82	13.01	11.31	11.31	
IE	20.55	17.87	17.87	9.33	8.11	8.11	10.75	9.35	9.35	
IF	19.65	17.09	17.09	8.92	7.76	7.76	10.28	8.94	8.94	
IG	16.34	14.21	14.21	7.42	6.45	6.45	8.55	7.43	7.43	
IH	16.94	14.73	14.73	7.69	6.69	6.69	8.86	7.70	7.70	
II	14.72	12.80	12.80	6.68	5.81	5.81	7.70	6.69	6.69	
STUTT GART										
IA	43.08	37.46	37.46	19.56	17.01	17.01	22.53	19.59	19.59	
IB	43.08	37.46	37.46	19.56	17.01	17.01	22.53	19.59	19.59	
IC	27.04	23.51	23.51	12.28	10.67	10.67	14.14	12.30	12.30	
ID	21.60	18.78	18.78	9.81	8.53	8.53	11.30	9.82	9.82	
IE	17.67	15.37	15.37	8.02	6.98	6.98	9.24	8.04	8.04	
IF	17.39	15.12	15.12	7.90	6.86	6.86	9.09	7.91	7.91	
IG	15.24	13.25	13.25	6.92	6.02	6.02	7.97	6.93	6.93	
IH	15.92	13.84	13.84	7.23	6.28	6.28	8.33	7.24	7.24	
II	14.67	12.76	12.76	6.66	5.79	5.79	7.67	6.67	6.67	
MUENCHEN										
IA	37.44	32.56	32.56	17.00	14.78	14.78	19.58	17.03	17.03	
IB	36.96	32.14	32.14	16.78	14.59	14.59	19.33	16.81	16.81	
IC	32.77	28.49	28.49	14.88	12.93	12.93	17.14	14.90	14.90	
ID	20.86	18.14	18.14	9.47	8.24	8.24	10.91	9.49	9.49	
IE	17.49	15.21	15.21	7.94	6.91	6.91	9.15	7.95	7.95	
IF	16.94	14.73	14.73	7.69	6.69	6.69	8.86	7.70	7.70	
IG	14.91	12.97	12.97	6.77	5.89	5.89	7.80	6.78	6.78	
IH	15.34	13.34	13.34	6.96	6.06	6.06	8.02	6.98	6.98	
II	14.10	12.26	12.26	6.40	5.57	5.57	7.37	6.41	6.41	
SUEDLICHES GEBIET										

PRIX DE L'ELECTRICITE POUR USAGES INDUSTRIELS


JULI 01 JULY 1996 JUILLET		NATIONALE WAEHRUNG NATIONAL CURRENCY / KWH MONNAIE NATIONALE			KKS	PPS	SPA / 100 KWH	ECUS / 100 KWH			
		STEUERN INBEGR. WITH TAXES COMPRISES	OHNE MWST. VAT EXCL. HORS TVA	OHNE STEUERN TAXES EXCL. HORS TAXES	STEUERN INBEGR. WITH TAXES COMPRISES	OHNE MWST. VAT EXCL. HORS TVA	OHNE STEUERN TAXES EXCL. HORS TAXES	STEUERN INBEGR. WITH TAXES COMPRISES	OHNE MWST. VAT EXCL. HORS TVA	OHNE STEUERN TAXES EXCL. HORS TAXES	
VERBRAUCHER-TYPEN		DEUTSCHLAND (PF)			ERFURT						
STANDARD CONSUMERS		IA	44.15	38.39	38.39	20.04	17.43	17.43	23.09	20.08	20.08
CONSOMMATEURS TYPE		IB	43.78	38.07	38.07	19.88	17.28	17.28	22.90	19.91	19.91
		IC	33.97	29.54	29.54	15.42	13.41	13.41	17.77	15.45	15.45
		ID	25.27	21.98	21.98	11.47	9.98	9.98	13.22	11.50	11.50
		IE	20.57	17.89	17.89	9.34	8.12	8.12	10.76	9.36	9.36
		IF	20.53	17.85	17.85	9.32	8.10	8.10	10.74	9.34	9.34
		IG	17.61	15.31	15.31	7.99	6.95	6.95	9.21	8.01	8.01
		IH	18.75	16.30	16.30	8.51	7.40	7.40	9.81	8.52	8.52
		II	16.72	14.54	14.54	7.59	6.60	6.60	8.74	7.60	7.60
		LEIPZIG									
		IA	33.80	29.39	29.39	15.35	13.34	13.34	17.68	15.37	15.37
		IB	33.16	28.84	28.84	15.05	13.09	13.09	17.34	15.08	15.08
		IC	29.74	25.86	25.86	13.50	11.74	11.74	15.55	13.52	13.52
		ID	23.87	20.76	20.76	10.84	9.43	9.43	12.48	10.86	10.86
		IE	18.81	16.36	16.36	8.54	7.43	7.43	9.84	8.56	8.56
		IF	18.64	16.21	16.21	8.46	7.36	7.36	9.75	8.48	8.48
		IG	14.61	12.70	12.70	6.63	5.77	5.77	7.64	6.64	6.64
		IH	16.49	14.34	14.34	7.49	6.51	6.51	8.62	7.50	7.50
		II	13.20	11.48	11.48	5.99	5.21	5.21	6.90	6.00	6.00
		ROSTOCK									
		IA	42.55	37.00	37.00	19.32	16.80	16.80	22.25	19.35	19.35
		IB	42.55	37.00	37.00	19.32	16.80	16.80	22.25	19.35	19.35
		IC	38.50	33.48	33.48	17.48	15.20	15.20	20.14	17.51	17.51
		ID	25.00	21.74	21.74	11.35	9.87	9.87	13.08	11.37	11.37
		IE	20.36	17.70	17.70	9.24	8.04	8.04	10.65	9.26	9.26
		IF	20.36	17.70	17.70	9.24	8.04	8.04	10.65	9.26	9.26
		IG	17.28	15.03	15.03	7.85	6.82	6.82	9.04	7.86	7.86
		IH	16.46	14.31	14.31	7.47	6.50	6.50	8.61	7.48	7.48
		II	14.19	12.34	12.34	6.44	5.60	5.60	7.42	6.45	6.45
		ELLAS (DRA)			ATHINAI						
		IA	30.86	26.15	26.15	12.93	10.96	10.96	10.21	8.66	8.66
		IB	30.74	26.05	26.05	12.88	10.91	10.91	10.17	8.62	8.62
		IC	28.38	24.05	24.05	11.89	10.08	10.08	9.39	7.96	7.96
		ID	22.61	19.16	19.16	9.47	8.03	8.03	7.48	6.34	6.34
		IE	20.92	17.73	17.73	8.77	7.43	7.43	6.92	5.87	5.87
		IF	20.92	17.73	17.73	8.77	7.43	7.43	6.92	5.87	5.87
		IG	17.77	15.06	15.06	7.45	6.31	6.31	5.88	4.98	4.98
		IH	16.45	13.94	13.94	6.89	5.84	5.84	5.44	4.61	4.61
		II	14.42	12.22	12.22	6.04	5.12	5.12	4.77	4.04	4.04
		ESPANA (PTA)			MADRID						
		IA	22.44	19.34	19.34	16.52	14.23	14.23	13.89	11.97	11.97
		IB	22.44	19.34	19.34	16.52	14.23	14.23	13.89	11.97	11.97
		IC	16.99	14.65	14.65	12.50	10.78	10.78	10.52	9.07	9.07
		ID	15.62	13.47	13.47	11.50	9.91	9.91	9.67	8.34	8.34
		IE	13.96	12.03	12.03	10.27	8.85	8.85	8.64	7.45	7.45
		IF	13.07	11.27	11.27	9.62	8.29	8.29	8.09	6.98	6.98
		IG	11.76	10.14	10.14	8.66	7.46	7.46	7.28	6.28	6.28
		IH	11.78	10.16	10.16	8.67	7.48	7.48	7.29	6.29	6.29
		II	10.56	9.11	9.11	7.77	6.70	6.70	6.54	5.64	5.64

PRIX DE L'ELECTRICITE POUR USAGES INDUSTRIELS

JULI 01 JULY 1996 JUILLET		NATIONALE WAEHRUNG NATIONAL CURRENCY / KWH MONNAIE NATIONALE			KKS	PPS	SPA / 100 KWH	ECUS / 100 KWH				
VERBRAUCHER-TYPEN	STEUERN INBEGR.	OHNE MWST.	OHNE STEUERN	STEUERN INBEGR.	OHNE MWST.	OHNE STEUERN	STEUERN INBEGR.	OHNE MWST.	OHNE STEUERN	STEUERN INBEGR.	OHNE MWST.	OHNE STEUERN
STANDARD CONSUMERS	WITH TAXES	VAT EXCL.	TAXES EXCL.	WITH TAXES	VAT EXCL.	TAXES EXCL.	WITH TAXES	VAT EXCL.	TAXES EXCL.	WITH TAXES	VAT EXCL.	TAXES EXCL.
CONSUMMATEURS TYPE	TAXES COMPRISES	HORS TVA	HORS TAXES	TAXES COMPRISES	HORS TVA	HORS TAXES	TAXES COMPRISES	HORS TVA	HORS TAXES	TAXES COMPRISES	HORS TVA	HORS TAXES
FRANCE (CENT.)						PARIS						
IA	85.76	71.11	64.32	12.18	10.10	9.13	13.29	11.02	9.97			
IB	80.64	66.87	64.32	11.45	9.50	9.13	12.50	10.36	9.97			
IC	74.37	61.66	59.31	10.56	8.76	8.42	11.53	9.56	9.19			
ID	59.30	49.17	49.17	8.42	6.98	6.98	9.19	7.62	7.62			
IE	50.35	41.75	41.75	7.15	5.93	5.93	7.80	6.47	6.47			
IF	50.35	41.75	41.75	7.15	5.93	5.93	7.80	6.47	6.47			
IG	43.44	36.02	36.02	6.17	5.11	5.11	6.73	5.58	5.58			
IH	39.57	32.82	32.82	5.62	4.66	4.66	6.13	5.09	5.09			
II	35.50	29.44	29.44	5.04	4.18	4.18	5.50	4.56	4.56			
LILLE						STRASBOURG						
IA	85.02	70.49	64.32	12.07	10.01	9.13	13.18	10.93	9.97			
IB	80.36	66.63	64.32	11.41	9.46	9.13	12.46	10.33	9.97			
IC	74.11	61.45	59.31	10.52	8.73	8.42	11.49	9.52	9.19			
ID	59.30	49.17	49.17	8.42	6.98	6.98	9.19	7.62	7.62			
IE	50.35	41.75	41.75	7.15	5.93	5.93	7.80	6.47	6.47			
IF	50.35	41.75	41.75	7.15	5.93	5.93	7.80	6.47	6.47			
IG	43.44	36.02	36.02	6.17	5.11	5.11	6.73	5.58	5.58			
IH	39.57	32.82	32.82	5.62	4.66	4.66	6.13	5.09	5.09			
II	35.50	29.44	29.44	5.04	4.18	4.18	5.50	4.56	4.56			
LYON (1)						DUBLIN						
IA	85.02	70.49	64.32	12.07	10.01	9.13	13.18	10.93	9.97			
IB	80.36	66.63	64.32	11.41	9.46	9.13	12.46	10.33	9.97			
IC	74.11	61.45	59.31	10.52	8.73	8.42	11.49	9.52	9.19			
ID	59.30	49.17	49.17	8.42	6.98	6.98	9.19	7.62	7.62			
IE	50.35	41.75	41.75	7.15	5.93	5.93	7.80	6.47	6.47			
IF	50.35	41.75	41.75	7.15	5.93	5.93	7.80	6.47	6.47			
IG	43.44	36.02	36.02	6.17	5.11	5.11	6.73	5.58	5.58			
IH	39.57	32.82	32.82	5.62	4.66	4.66	6.13	5.09	5.09			
II	35.50	29.44	29.44	5.04	4.18	4.18	5.50	4.56	4.56			
IRELAND (P)						DUBLIN						
IA	11.314	10.057	10.057	16.69	14.83	14.83	14.28	12.69	12.69			
IB	11.178	9.936	9.936	16.49	14.66	14.66	14.11	12.54	12.54			
IC	9.485	8.431	8.431	13.99	12.44	12.44	11.97	10.64	10.64			
ID	7.057	6.273	6.273	10.41	9.25	9.25	8.91	7.92	7.92			
IE	5.788	5.145	5.145	8.54	7.59	7.59	7.30	6.49	6.49			
IF	5.444	4.839	4.839	8.03	7.14	7.14	6.87	6.11	6.11			
IG	4.674	4.155	4.155	6.89	6.13	6.13	5.90	5.24	5.24			
IH	4.704	4.181	4.181	6.94	6.17	6.17	5.94	5.28	5.28			
II	4.269	3.795	3.795	6.30	5.60	5.60	5.39	4.79	4.79			

(1) PREISE AUCH GUELTIG FUER / PRICES ALSO VALID FOR / PRIX EGALEMENT VALABLES POUR : MARSEILLE, TOULOUSE


PRIX DE L'ELECTRICITE POUR USAGES INDUSTRIELS

JULI 01 JULY 1996 JUILLET		NATIONALE WAEHRUNG NATIONAL CURRENCY / KWH MONNAIE NATIONALE			KKS	PPS	SPA / 100 KWH	ECUS / 100 KWH			
VERBRAUCHER-TYPEN	STEUERN INBEGR.	OHNE MWST.	OHNE STEUERN	STEUERN INBEGR.	OHNE MWST.	OHNE STEUERN	STEUERN INBEGR.	OHNE MWST.	OHNE STEUERN	STEUERN INBEGR.	OHNE STEUERN
STANDARD CONSUMERS	WITH TAXES	EXCL. VAT	EXCL. TAXES	WITH TAXES	EXCL. VAT	EXCL. TAXES	WITH TAXES	EXCL. VAT	EXCL. TAXES	WITH TAXES	EXCL. TAXES
CONSOMMATEURS TYPE	TAXES COMPRISES	HORS TVA	HORS TAXES	TAXES COMPRISES	HORS TVA	HORS TAXES	TAXES COMPRISES	HORS TVA	HORS TAXES	TAXES COMPRISES	HORS TAXES
ITALIA (LIT)						NATIONAL					
IA	362.89	329.90	278.20	21.05	19.13	16.14	18.87	17.15	14.47		
IB	296.23	269.30	223.60	17.18	15.62	12.97	15.40	14.00	11.63		
IC	243.56	221.42	175.72	14.13	12.84	10.19	12.67	11.51	9.14		
ID	224.31	203.92	158.22	13.01	11.83	9.18	11.66	10.60	8.23		
IE	193.83	176.21	130.51	11.24	10.22	7.57	10.08	9.16	6.79		
IF	177.41	161.28	130.51	10.29	9.35	7.57	9.23	8.39	6.79		
IG	141.40	128.55	107.03	8.20	7.46	6.21	7.35	6.68	5.57		
IH	130.60	118.73	100.54	7.57	6.89	5.83	6.79	6.17	5.23		
II	113.16	102.87	84.94	6.56	5.97	4.93	5.88	5.35	4.42		
G. D. LUXEMBOURG (LFR)						NATIONAL 50 % (1) (2)					
IA	5.78	5.46	5.46	13.50	12.73	12.73	14.69	13.86	13.86		
IB	5.86	5.53	5.53	13.68	12.90	12.90	14.88	14.04	14.04		
IC	4.51	4.25	4.25	10.52	9.93	9.93	11.45	10.80	10.80		
ID	3.67	3.47	3.47	8.58	8.09	8.09	9.33	8.80	8.80		
IE	3.12	2.94	2.94	7.27	6.86	6.86	7.91	7.47	7.47		
IF	2.49	2.35	2.35	5.80	5.48	5.48	6.32	5.96	5.96		
IG	2.05	1.93	1.93	4.78	4.51	4.51	5.21	4.91	4.91		
IH	2.13	2.01	2.01	4.96	4.68	4.68	5.40	5.10	5.10		
II	1.88	1.77	1.77	4.38	4.13	4.13	4.77	4.50	4.50		
						NATIONAL 0 % (1)					
IA	7.28	6.86	6.86	16.98	16.02	16.02	18.48	17.43	17.43		
IB	7.23	6.82	6.82	16.87	15.91	15.91	18.35	17.32	17.32		
IC	5.38	5.07	5.07	12.55	11.84	11.84	13.66	12.89	12.89		
ID	4.23	3.99	3.99	9.87	9.31	9.31	10.74	10.13	10.13		
IE	3.46	3.27	3.27	8.08	7.62	7.62	8.79	8.29	8.29		
IF	2.49	2.35	2.35	5.80	5.48	5.48	6.32	5.96	5.96		
IG	2.05	1.93	1.93	4.78	4.51	4.51	5.21	4.91	4.91		
IH	2.13	2.01	2.01	4.96	4.68	4.68	5.40	5.10	5.10		
II	1.88	1.77	1.77	4.38	4.13	4.13	4.77	4.50	4.50		
						NATIONAL 100 % (1)					
IA	4.53	4.27	4.27	10.56	9.97	9.97	11.50	10.85	10.85		
IB	4.45	4.20	4.20	10.38	9.79	9.79	11.30	10.66	10.66		
IC	3.64	3.43	3.43	8.50	8.01	8.01	9.25	8.72	8.72		
ID	3.12	2.94	2.94	7.28	6.87	6.87	7.92	7.48	7.48		
IE	2.77	2.61	2.61	6.46	6.10	6.10	7.03	6.63	6.63		
IF	2.49	2.35	2.35	5.80	5.48	5.48	6.32	5.96	5.96		
IG	2.05	1.93	1.93	4.78	4.51	4.51	5.21	4.91	4.91		
IH	2.13	2.01	2.01	4.96	4.68	4.68	5.40	5.10	5.10		
II	1.88	1.77	1.77	4.38	4.13	4.13	4.77	4.50	4.50		
NEDERLANDS (CENTS)						ROTTERDAM					
IA	29.21	24.86	21.99	12.91	10.99	9.72	13.61	11.58	10.25		
IB	29.30	24.94	22.04	12.95	11.02	9.74	13.65	11.62	10.27		
IC	27.26	23.20	23.20	12.05	10.25	10.25	12.70	10.81	10.81		
ID	21.66	18.43	18.43	9.57	8.15	8.15	10.09	8.59	8.59		
IE	17.23	14.66	14.66	7.62	6.48	6.48	8.03	6.83	6.83		
IF	15.13	12.88	12.88	6.69	5.69	5.69	7.05	6.00	6.00		
IG	12.68	10.79	10.79	5.60	4.77	4.77	5.91	5.03	5.03		
IH	13.45	11.45	11.45	5.94	5.06	5.06	6.27	5.34	5.34		
II	11.93	10.15	10.15	5.27	4.49	4.49	5.56	4.73	4.73		


(1) LEISTUNGSVERMINDERUNG / POWER REDUCTION / EFFACEMENT DE PUISSANCE

(2) VERWENDET FUER GEMEINSCHAFTLICHE VERGLEICHE / TAKEN FOR COMMUNITY COMPARISON / UTILISE POUR COMPARAISON COMMUNAUTAIRE

PRIX DE L'ELECTRICITE POUR USAGES INDUSTRIELS

JULI 01 JULY 1996 JUILLET	NATIONALE WAEHRUNG NATIONAL CURRENCY / KWH MONNAIE NATIONALE						ECUS / 100 KWH			
	KKS	PPS	SPA / 100 KWH							
VERBRAUCHER-TYPEN	STEUERN INBEGR.	OHNE MWST.	OHNE STEUERN	STEUERN INBEGR.	OHNE MWST.	OHNE STEUERN	STEUERN INBEGR.	OHNE MWST.	OHNE STEUERN	
STANDARD CONSUMERS	WITH TAXES	VAT EXCL.	TAXES EXCL.	WITH TAXES	VAT EXCL.	TAXES EXCL.	WITH TAXES	VAT EXCL.	TAXES EXCL.	
CONSUMMATEURS TYPE	TAXES COMPRISES	HORS TVA	HORS TAXES	TAXES COMPRISES	HORS TVA	HORS TAXES	TAXES COMPRISES	HORS TVA	HORS TAXES	
NEDERLAND (CENTS)										
IA	25.91	22.05	19.18	11.45	9.75	8.48	12.07	10.28	8.94	
IB	26.04	22.16	19.26	11.51	9.79	8.51	12.13	10.33	8.98	
IC	23.82	20.27	20.27	10.53	8.96	8.96	11.10	9.45	9.45	
ID	16.92	14.40	14.40	7.48	6.36	6.36	7.88	6.71	6.71	
IE	14.19	12.08	12.08	6.27	5.34	5.34	6.61	5.63	5.63	
IF	13.90	11.83	11.83	6.14	5.23	5.23	6.48	5.51	5.51	
IG	11.81	10.05	10.05	5.22	4.44	4.44	5.50	4.68	4.68	
IH	12.42	10.57	10.57	5.49	4.67	4.67	5.79	4.93	4.93	
II	10.96	9.33	9.33	4.34	4.12	4.12	5.11	4.35	4.35	
NOORD-HOLLAND										
IA	23.84	20.29	17.42	10.54	8.97	7.70	11.11	9.46	8.12	
IB	24.44	20.80	17.90	10.80	9.19	7.91	11.39	9.69	8.34	
IC	20.02	17.04	17.04	8.85	7.53	7.53	9.33	7.94	7.94	
ID	15.58	13.26	13.26	6.89	5.86	5.86	7.26	6.18	6.18	
IE	13.09	11.14	11.14	5.79	4.92	4.92	6.10	5.19	5.19	
IF	13.04	11.10	11.10	5.76	4.91	4.91	6.08	5.17	5.17	
IG	11.62	9.89	9.89	5.14	4.37	4.37	5.41	4.61	4.61	
IH	12.02	10.23	10.23	5.31	4.52	4.52	5.60	4.77	4.77	
II	11.15	9.49	9.49	4.93	4.19	4.19	5.20	4.42	4.42	
NOORD-BRABANT										
IA	2.71	2.26	2.16	18.20	15.18	14.51	20.15	16.81	16.06	
IB	2.89	2.41	2.31	19.41	16.19	15.51	21.49	17.92	17.18	
IC	2.09	1.74	1.64	14.04	11.69	11.01	15.54	12.94	12.20	
ID	1.68	1.40	1.30	11.28	9.40	8.73	12.49	10.41	9.67	
IE	1.38	1.15	1.05	9.27	7.72	7.05	10.26	8.55	7.81	
IF	1.36	1.13	1.03	9.13	7.59	6.92	10.11	8.40	7.65	
IG	1.20	1.00	0.90	8.06	6.72	6.04	8.92	7.44	6.69	
IH	1.18	0.98	0.88	7.92	6.58	5.91	8.77	7.29	6.54	
II	1.07	0.89	0.79	7.19	5.98	5.31	7.96	6.62	5.87	
OESTERREICH (OS)										
OBEROESTERREICH/TIROL/WIEN										
IA	24.040	22.890	22.870	18.13	17.26	17.24	12.21	11.63	11.62	
IB	24.940	23.750	23.740	18.80	17.91	17.90	12.67	12.07	12.06	
IC	20.480	19.510	19.500	15.44	14.71	14.70	10.40	9.91	9.91	
ID	17.530	16.700	16.700	13.22	12.59	12.59	8.91	8.48	8.48	
IE	15.550	14.810	14.810	11.72	11.17	11.17	7.90	7.52	7.52	
IF	15.550	14.810	14.810	11.72	11.17	11.17	7.90	7.52	7.52	
IG	12.710	12.110	12.110	9.58	9.13	9.13	6.46	6.15	6.15	
IH	11.850	11.290	11.290	8.93	8.51	8.51	6.02	5.74	5.74	
II	10.920	10.400	10.400	8.23	7.84	7.84	5.55	5.28	5.28	
PORTUGAL (ESC)										
LISBOA										
IA	34.210	32.890	32.890	25.79	24.80	24.80	17.38	16.71	16.71	
IB	34.210	32.890	32.890	25.79	24.80	24.80	17.38	16.71	16.71	
IC	29.990	28.840	28.840	22.61	21.75	21.75	15.23	14.65	14.65	
ID	26.770	25.740	25.740	20.18	19.41	19.41	13.60	13.08	13.08	
IE	24.380	23.440	23.440	18.38	17.67	17.67	12.39	11.91	11.91	
IF	23.870	22.760	22.760	18.00	17.16	17.16	12.13	11.56	11.56	
IG										
IH										
II										
S. MIGUEL ACORES										
IA	34.210	32.890	32.890	25.79	24.80	24.80	17.38	16.71	16.71	
IB	34.210	32.890	32.890	25.79	24.80	24.80	17.38	16.71	16.71	
IC	29.990	28.840	28.840	22.61	21.75	21.75	15.23	14.65	14.65	
ID	26.770	25.740	25.740	20.18	19.41	19.41	13.60	13.08	13.08	
IE	24.380	23.440	23.440	18.38	17.67	17.67	12.39	11.91	11.91	
IF	23.870	22.760	22.760	18.00	17.16	17.16	12.13	11.56	11.56	
IG										
IH										
II										

PRIX DE L'ELECTRICITE POUR USAGES INDUSTRIELS

01 JULI JULY 1996 JUILLET	NATIONALE WAEHRUNG NATIONAL CURRENCY / KWH MONNAIE NATIONALE			KKS	PPS	SPA / 100 KWH	ECUS / 100 KWH			
	VERBRAUCHER-TYPEN STANDARD CONSUMERS CONSOMMATEURS TYPE	STEUERN INBEGR. WITH TAXES COMPRISES	OHNE MWST. VAT EXCL. HORS TVA							
SUOMI/FINLAND (P) NATIONAL										
IA	46.20	37.90	37.90	6.93	5.69	5.69	7.95	6.52	6.52	
IB	46.40	38.00	38.00	6.96	5.70	5.70	7.98	6.54	6.54	
IC	43.30	35.50	35.50	6.50	5.33	5.33	7.45	6.11	6.11	
ID	39.60	32.50	32.50	5.94	4.88	4.88	6.81	5.59	5.59	
IE	33.70	27.60	27.60	5.06	4.14	4.14	5.80	4.75	4.75	
IF	
IG	
IH	
II	
SVERIGE (ORE) NATIONAL										
IA	74.50	59.60	59.60	6.93	5.54	5.54	8.87	7.09	7.09	
IB	75.63	60.50	60.50	7.03	5.63	5.63	9.00	7.20	7.20	
IC	68.25	54.60	54.60	6.35	5.08	5.08	8.12	6.50	6.50	
ID	58.75	47.00	47.00	5.46	4.37	4.37	6.99	5.59	5.59	
IE	44.88	35.90	35.90	4.17	3.34	3.34	5.34	4.27	4.27	
IF	43.25	34.60	34.60	4.02	3.22	3.22	5.15	4.12	4.12	
IG	36.25	29.00	29.00	3.37	2.70	2.70	4.31	3.45	3.45	
IH	34.63	27.70	27.70	3.22	2.58	2.58	4.12	3.30	3.30	
II	32.63	26.10	26.10	3.03	2.43	2.43	3.88	3.11	3.11	
UNITED KINGDOM (P) LONDON										
IA	9.400	8.000	8.000	13.47	11.46	11.46	11.50	9.78	9.78	
IB	8.780	7.470	7.470	12.58	10.70	10.70	10.74	9.14	9.14	
IC	6.500	5.530	5.530	9.31	7.92	7.92	7.95	6.76	6.76	
ID	5.390	4.580	4.580	7.72	6.56	6.56	6.59	5.60	5.60	
IE	4.760	4.050	4.050	6.82	5.80	5.80	5.82	4.95	4.95	
IF	4.870	4.140	4.140	6.98	5.93	5.93	5.96	5.06	5.06	
IG	4.500	3.830	3.830	6.45	5.49	5.49	5.50	4.68	4.68	
IH	
II	
LEEDS										
IA	8.400	7.150	7.150	12.04	10.25	10.25	10.27	8.74	8.74	
IB	10.900	9.280	9.280	15.62	13.30	13.30	13.33	11.35	11.35	
IC	8.070	6.860	6.860	11.56	9.83	9.83	9.87	8.39	8.39	
ID	
IE	5.060	4.300	4.300	7.25	6.16	6.16	6.19	5.26	5.26	
IF	
IG	
IH	
II	
BIRMINGHAM										
IA	8.790	7.480	7.480	12.60	10.72	10.72	10.75	9.15	9.15	
IB	8.650	7.360	7.360	12.40	10.55	10.55	10.58	9.00	9.00	
IC	6.960	5.930	5.930	9.97	8.50	8.50	8.51	7.25	7.25	
ID	5.810	4.950	4.950	8.33	7.09	7.09	7.11	6.05	6.05	
IE	5.260	4.480	4.480	7.54	6.42	6.42	6.43	5.48	5.48	
IF	4.940	4.200	4.200	7.08	6.02	6.02	6.04	5.14	5.14	
IG	
IH	
II	

PRIX DE L'ELECTRICITE POUR USAGES INDUSTRIELS

JULI 01 JULY 1996 JUILLET		NATIONALE WAEHRUNG NATIONAL CURRENCY / KWH MONNAIE NATIONALE			KKS	PPS	SPA / 100 KWH	ECUS / 100 KWH		
		STEUERN INBEGR.	OHNE MWST.	OHNE STEUERN	STEUERN INBEGR.	OHNE MWST.	OHNE STEUERN	STEUERN INBEGR.	OHNE MWST.	OHNE STEUERN
VERBRAUCHER-TYPEN		WITH TAXES	EXCL. EXCL.	EXCL. EXCL.	WITH TAXES	EXCL. EXCL.	EXCL. EXCL.	WITH TAXES	EXCL. EXCL.	EXCL. EXCL.
STANDARD CONSUMERS		TAXES COMPRISES	HORS TVA	HORS TAXES	TAXES COMPRISES	HORS TVA	HORS TAXES	TAXES COMPRISES	HORS TVA	HORS TAXES
CONSOMMATEURS TYPE										
UNITED KINGDOM (P)										
GLASGOW										
IA	10.090	8.590	8.590	14.46	12.31	12.31	12.34	10.51	10.51	
IB	9.800	8.340	8.340	14.04	11.95	11.95	11.99	10.20	10.20	
IC
ID
IE
IF
IG
IH
II
NORGE (ORE) (1)										
NATIONAL										
IA	59.00	47.90	47.90	6.08	4.93	4.93	7.20	5.84	5.84	
IB	72.30	58.80	58.80	7.45	6.06	6.06	8.82	7.17	7.17	
IC	65.70	53.40	53.40	6.77	5.50	5.50	8.02	6.51	6.51	
ID	49.50	40.20	40.20	5.10	4.14	4.14	6.04	4.90	4.90	
IE	43.10	35.10	35.10	4.44	3.62	3.62	5.26	4.28	4.28	
IF	39.80	32.30	32.30	4.10	3.33	3.33	4.86	3.94	3.94	
IG	35.70	29.10	29.10	3.68	3.00	3.00	4.36	3.55	3.55	
IH	34.90	28.40	28.40	3.59	2.93	2.93	4.26	3.46	3.46	
II	33.50	27.30	27.30	3.45	2.81	2.81	4.09	3.33	3.33	

(1) IM RAHMEN DER ABKOMMEN MIT DEN MITGLIEDSTAATEN DES EUROPAEISCHEN WIRTSCHAFTSRAUMS (EWR) SIND DIE GASPRISE FUER NORWEGEN AUCH VEROEFFENTLICHT / IN THE FRAMEWORK OF THE AGREEMENTS CONCLUDED BETWEEN THE MEMBER COUNTRIES OF THE EUROPEAN ECONOMIC AGREEMENT (EEA), PRICES FOR NORWAY ARE ALSO PUBLISHED / DANS LE CADRE DES ACCORDS PASSES ENTRE LES PAYS MEMBRES DE L'ESPACE ECONOMIQUE EUROPEEN (EEE), LES PRIX DE LA NORVEGE SONT EGALEMENT PUBLIES

B BELGIQUE NATIONAL E MADRID L LUXEMBOURG (50%) FIN FINLAND NATIONAL
 DK DANMARK NATIONAL F PARIS NL ROTTERDAM S SVERIGE
 D DUESSELDORF IRL DUBLIN A ÖSTERREICH UK LONDON
 GR ATHINA I ITALIE NATIONAL P LISBOA N NORGE

□ MWST./VAT/TVA
 ▨ ANDERE STEUERN/OTHER TAXES /AUTRES TAXES
 □ OHNE STEUERN/TAXES EXCL./HORS TAXES

