



# STATISTICS IN FOCUS

## Energy and industry



1997  10

ISSN 1024-4328

### Electricity prices for EU households on 1 January 1997: downward trend

These comments are based on prices collected by EUROSTAT expressed in national currency. For the comparative tables and the graphics, prices in ECU and purchasing power standards (PPS) have been used.

A study of the variations in deflated (all taxes included) electricity prices from 1 July 1996 to 1 January 1997 reveals that in most locations<sup>(1)</sup>, price drops took place in every standard consumer category. The greatest drops affected prices in United Kingdom (between -8% and -1%), in Belgium (between -4% and -1%) and in Greece (-4%).

The greatest rises were recorded in Sweden (between +4% and +10%), in Denmark (between +3% and +4%) and in Italy (+4% for D<sub>a</sub><sup>(2)</sup>, +3% for D<sub>b</sub>, +2% for D<sub>c</sub> and D<sub>d</sub>).

Variation in deflated (all taxes included) prices in national currency  
(number of locations)

	D <sub>a</sub>	D <sub>b</sub>	D <sub>c</sub>	D <sub>d</sub>	D <sub>e</sub>
Upward trend	8	8	9	9	9
Downward trend	26	26	25	25	25

(1) The collection locations are listed above and to the right of the price tables.

(2) See table below for standard consumers definition.

\*\*\*\*\*

Manuscript completed on = 23.04.1997

For further information please contact:  
Eurostat, L-2920 Luxembourg, tel. 4301-32040 Fax: 4301-34771

Price (excl. VAT) in Luxembourg: Subscription 'Statistics in focus' of all themes: ECU 310

Subscription 'Statistics in focus' of Theme 2 'Energy and industry': ECU 85

Single copy: ECU 6

Catalogue number: CA-NL-97-010-EN-C

Five household standard consumers, coded D<sub>a</sub> to D<sub>e</sub> were chosen:

Standard consumer	Annual consumption (in kWh)		Approx. subscribed demand (in kW)
	Total	of which night	
D <sub>a</sub>	600		3
D <sub>b</sub>	1 200		3 - 4
D <sub>c</sub>	3 500	1 300	4 - 9
D <sub>d</sub>	7 500	2 500	6 - 9
D <sub>e</sub>	20 000	15 000	9

Prices for the standard consumers are given in national currencies, PPS (purchasing power standard, annual estimated value as at 3 March for 1997) and in ECU (average value for January 1997).

### Conversion table in PPS and ECU

#### 1 PPS =

<b>B</b> (BFR) 39.40	<b>E</b> (PTA) 136.94	<b>L</b> (LFR) 42.58	<b>FIN</b> (FMK) 6.56
<b>DK</b> (DKR) 9.25	<b>F</b> (FF) 6.98	<b>NL</b> (HFL) 2.24	<b>S</b> (SKR) 10.81
<b>D</b> (DM) 2.19	<b>IRL</b> (IRL) 0.68	<b>A</b> (ÖS) 14.74	<b>UK</b> (UKL) 0.70
<b>GR</b> (DR) 251.61	<b>I</b> (LIT) 1741.21	<b>P</b> (ESC) 133.84	<b>N</b> (NKR) 9.89


#### 1 ECU =

<b>B</b> (BFR) 40.19	<b>E</b> (PTA) 163.69	<b>L</b> (LFR) 40.19	<b>FIN</b> (FMK) 5.80
<b>DK</b> (DKR) 7.44	<b>F</b> (FF) 6.58	<b>NL</b> (HFL) 2.19	<b>S</b> (SKR) 8.58
<b>D</b> (DM) 1.95	<b>IRL</b> (IRL) 0.74	<b>A</b> (ÖS) 13.72	<b>UK</b> (UKL) 0.73
<b>GR</b> (DR) 305.52	<b>I</b> (LIT) 1904.88	<b>P</b> (ESC) 194.91	<b>N</b> (NKR) 7.84

ELEKTRIZITAETSPREISE FUER HAUSHALTE

ELECTRICITY PRICES FOR HOUSEHOLDS


PRIX DE L'ELECTRICITE POUR USAGES DOMESTIQUES

JANUAR 01 JANUARY 1997 JANVIER	NATIONALE WAERHUNG NATIONAL CURRENCY / KWH MONNAIE NATIONALE			KKS	PPS	SPA / 100 KWH	ECUS / 100 KWH			
	VERBRAUCHER-TYPEN STANDARD CONSUMERS CONSOMMATEURS TYPE	STEUERN INBEGR. WITH TAXES COMPRISES	OHNE MWST. VAT EXCL. HORS TVA							
	NORGE (ORE) (1) (2)			NATIONAL						
DA	244.90	199.10	193.50	24.73	20.11	19.54	31.35	25.48	24.77	
DB	149.10	121.30	115.60	15.06	12.25	11.68	19.08	15.53	14.80	
DC	86.20	70.10	64.50	8.71	7.08	6.51	11.03	8.97	8.26	
DD	68.70	55.90	50.30	6.94	5.65	5.08	8.79	7.16	6.44	
DE	59.20	48.10	42.50	5.98	4.86	4.29	7.58	6.16	5.44	


(1) IM RAHMEN DER ABKOMMEN MIT DEN MITGLIEDSTAATEN DES EUROPAEISCHEN WIRTSCHAFTSRAUMS (EWR) SIND DIE PREISE FUER NORWEGEN AUCH VEROEFFENTLICHT / IN THE FRAMEWORK OF THE AGREEMENTS CONCLUDED BETWEEN THE MEMBER COUNTRIES OF THE EUROPEAN ECONOMIC AGREEMENT (EEA), PRICES FOR NORWAY ARE ALSO PUBLISHED / DANS LE CADRE DES ACCORDS PASSES ENTRE LES PAYS MEMBRES DE L'ESPACE ECONOMIQUE EUROPEEN (EEE), LES PRIX DE LA NORVEGE SONT EGALEMENT PUBLIES

(2) IN NORDNORWEGEN SIND DIE PREISE FUER NORDLAND, TROMS UND FINNMARK VON DER MEHRWERTSTEUER AUSGENOMMEN / IN NORTHERN NORWAY, PRICES FOR NORDLAND, TROMS AND FINNMARK ARE VAT EXEMPTED / EXEMPTION DE TVA POUR LES PRIX DE NORDLAND, TROMS ET FINNMARK AU NORD DE LA NORVEGE


## PRIX DE L'ELECTRICITE POUR USAGES DOMESTIQUES

JANUAR 01 JANUARY 1997 JANVIER	NATIONALE WAEHRUNG NATIONAL CURRENCY / KWH MONNAIE NATIONALE			KKS	PPS	SPA / 100 KWH	ECUS / 100 KWH			
	VERBRAUCHER-TYPEN STANDARD CONSUMERS CONSOMMATEURS TYPE	STEUERN INBEGR. WITH TAXES TAXES COMPRISES	OHNE MWST. VAT EXCL. HORS TVA				OHNE STEUERN TAXES EXCL. HORS TAXES	STEUERN INBEGR. WITH TAXES COMPRISES	OHNE MWST. VAT EXCL. TVA	
	BELGIQUE (BFR)			NATIONAL						
DA	8.71	7.20	7.14	22.10	18.27	18.13	21.67	17.91	17.77	
DB	8.04	6.65	6.59	20.41	16.87	16.73	20.01	16.54	16.40	
DC	5.86	4.84	4.79	14.87	12.29	12.15	14.58	12.05	11.91	
DD	5.31	4.39	4.34	13.49	11.15	11.01	13.22	10.93	10.79	
DE	3.38	2.79	2.74	8.58	7.09	6.95	8.41	6.95	6.81	
	DANMARK (ORE)			NATIONAL						
DA	188.68	150.94	100.04	20.38	16.30	10.80	25.28	20.23	13.41	
DB	149.06	119.25	68.35	16.10	12.88	7.38	19.97	15.98	9.16	
DC	123.04	98.43	47.53	13.29	10.63	5.13	16.49	13.19	6.37	
DD	115.49	92.39	41.49	12.47	9.98	4.48	15.48	12.38	5.56	
DE	105.89	84.71	36.61	11.44	9.15	3.95	14.19	11.35	4.91	
	DEUTSCHLAND (PF)			DUESSELDORF						
DA	40.14	34.90	34.90	18.34	15.95	15.95	20.59	17.90	17.90	
DB	32.66	28.40	28.40	14.93	12.98	12.98	16.75	14.57	14.57	
DC	28.04	24.38	24.38	12.81	11.14	11.14	14.38	12.51	12.51	
DD	25.70	22.35	22.35	11.74	10.21	10.21	13.18	11.47	11.47	
DE	14.72	12.80	12.80	6.73	5.85	5.85	7.55	6.57	6.57	
				HAMBURG						
DA	53.02	46.10	46.10	24.23	21.07	21.07	27.20	23.65	23.65	
DB	42.67	37.10	37.10	19.50	16.95	16.95	21.89	19.03	19.03	
DC	31.81	27.66	27.66	14.54	12.64	12.64	16.32	14.19	14.19	
DD	29.49	25.64	25.64	13.48	11.72	11.72	15.13	13.15	13.15	
DE	17.05	14.83	14.83	7.79	6.78	6.78	8.75	7.61	7.61	
				HANNOVER						
DA	38.64	33.60	33.60	17.66	15.36	15.36	19.82	17.24	17.24	
DB	32.32	28.10	28.10	14.77	12.84	12.84	16.58	14.42	14.42	
DC	26.46	23.01	23.01	12.09	10.52	10.52	13.57	11.80	11.80	
DD	25.05	21.79	21.79	11.45	9.96	9.96	12.85	11.18	11.18	
DE	15.00	13.05	13.05	6.86	5.96	5.96	7.70	6.69	6.69	
				WESTLICHES GEBIET						
DA	44.05	38.30	38.30	20.13	17.50	17.50	22.60	19.65	19.65	
DB	33.70	29.30	29.30	15.40	13.39	13.39	17.29	15.03	15.03	
DC	25.47	22.15	22.15	11.64	10.12	10.12	13.07	11.36	11.36	
DD	23.01	20.01	20.01	10.52	9.14	9.14	11.80	10.27	10.27	
DE	13.41	11.66	11.66	6.13	5.33	5.33	6.88	5.98	5.98	
				FRANKFURT/M						
DA	37.95	33.00	33.00	17.34	15.08	15.08	19.47	16.93	16.93	
DB	33.58	29.20	29.20	15.35	13.34	13.34	17.23	14.98	14.98	
DC	27.62	24.02	24.02	12.62	10.98	10.98	14.17	12.32	12.32	
DD	26.43	22.98	22.98	12.08	10.50	10.50	13.56	11.79	11.79	
DE	14.05	12.22	12.22	6.42	5.58	5.58	7.21	6.27	6.27	


## PRIX DE L'ELECTRICITE POUR USAGES DOMESTIQUES

JANUAR 01 JANUARY 1997 JANVIER	NATIONALE WAERHRUNG NATIONAL CURRENCY / KWH MONNAIE NATIONALE			KKS	PPS	SPA / 100 KWH	ECUS / 100 KWH			
	VERBRAUCHER-TYPEN STANDARD CONSUMERS CONSOMMATEURS TYPE	STEUERN INBEGR. WITH TAXES COMPRISES	OHNE MWST. VAT EXCL. HORS TVA				OHNE STEUERN TAXES EXCL. HORS TAXES	STEUERN INBEGR. WITH TAXES COMPRISES	OHNE MWST. VAT EXCL. HORS TVA	
	DEUTSCHLAND (PF)						STUTTGART			
DA	55.32	48.10	48.10	25.28	21.98	21.98	28.38	24.68	24.68	
DB	40.60	35.30	35.30	18.55	16.13	16.13	20.83	18.11	18.11	
DC	28.03	24.37	24.37	12.81	11.14	11.14	14.38	12.50	12.50	
DD	25.15	21.87	21.87	11.49	9.99	9.99	12.90	11.22	11.22	
DE	14.41	12.53	12.53	6.59	5.73	5.73	7.39	6.43	6.43	
							MUENCHEN			
DA	39.16	34.05	34.05	17.90	15.56	15.56	20.09	17.47	17.47	
DB	36.28	31.55	31.55	16.58	14.42	14.42	18.61	16.19	16.19	
DC	30.77	26.75	26.75	14.06	12.22	12.22	15.79	13.72	13.72	
DD	29.91	26.01	26.01	13.67	11.89	11.89	15.34	13.34	13.34	
DE	16.78	14.59	14.59	7.67	6.67	6.67	8.61	7.48	7.48	
							SUEDLICHES GEBIET			
DA	61.41	53.40	50.80	28.06	24.40	23.22	31.50	27.39	26.06	
DB	44.51	38.70	36.10	20.34	17.69	16.50	22.83	19.85	18.52	
DC	30.96	26.92	24.84	14.15	12.30	11.35	15.88	13.81	12.74	
DD	27.66	24.05	21.92	12.64	10.99	10.02	14.19	12.34	11.24	
DE	16.14	14.03	13.38	7.38	6.41	6.11	8.28	7.20	6.86	
							ERFURT			
DA	48.19	41.90	41.90	22.02	19.15	19.15	24.72	21.49	21.49	
DB	38.99	33.90	33.90	17.82	15.49	15.49	20.00	17.39	17.39	
DC	26.88	23.37	23.37	12.28	10.68	10.68	13.79	11.99	11.99	
DD	25.20	21.91	21.91	11.52	10.01	10.01	12.93	11.24	11.24	
DE	15.93	13.85	13.85	7.28	6.33	6.33	8.17	7.11	7.11	
							LEIPZIG			
DA	37.03	32.20	32.20	16.92	14.72	14.72	19.00	16.52	16.52	
DB	32.72	28.45	28.45	14.95	13.00	13.00	16.79	14.59	14.59	
DC	28.93	25.16	25.16	13.22	11.50	11.50	14.84	12.91	12.91	
DD	27.18	23.63	23.63	12.42	10.80	10.80	13.94	12.12	12.12	
DE	17.34	15.08	15.08	7.92	6.89	6.89	8.90	7.74	7.74	
							ROSTOCK			
DA	44.74	38.90	38.90	20.45	17.78	17.78	22.95	19.96	19.96	
DB	37.84	32.90	32.90	17.29	15.04	15.04	19.41	16.88	16.88	
DC	30.65	26.65	26.65	14.01	12.18	12.18	15.72	13.67	13.67	
DD	29.75	25.87	25.87	13.60	11.82	11.82	15.26	13.27	13.27	
DE	16.33	14.20	14.20	7.46	6.49	6.49	8.38	7.28	7.28	
	ELLAS (DRA)						ATHINAI			
DA	27.92	23.66	23.66	11.08	9.39	9.39	9.13	7.74	7.74	
DB	26.21	22.21	22.21	10.41	8.82	8.82	8.57	7.26	7.26	
DC	22.33	18.92	18.92	8.87	7.51	7.51	7.30	6.19	6.19	
DD	25.13	21.30	21.30	9.98	8.46	8.46	8.22	6.97	6.97	
DE	19.20	16.27	16.27	7.62	6.46	6.46	6.28	5.32	5.32	

## PRIX DE L'ELECTRICITE POUR USAGES DOMESTIQUES

JANUAR 01 JANUARY 1997 JANVIER	NATIONALE WAEHRUNG NATIONAL CURRENCY / KWH MONNAIE NATIONALE			KKS	PPS	SPA / 100 KWH	ECUS / 100 KWH			
	VERBRAUCHER-TYPEN STANDARD CONSUMERS CONSOMMATEURS TYPE	STEUERN INBEGR. WITH TAXES COMPRISES	OHNE MWST. VAT EXCL. HORS TVA				OHNE STEUERN TAXES EXCL. HORS TAXES	STEUERN INBEGR. WITH TAXES COMPRISES	OHNE MWST. VAT EXCL. HORS TVA	
	ESPANA (PTA)			MADRID						
DA	25.49	21.98	21.98	18.61	16.05	16.05	15.57	13.43	13.43	
DB	25.49	21.98	21.98	18.61	16.05	16.05	15.57	13.43	13.43	
DC	19.93	17.18	17.18	14.55	12.54	12.54	12.18	10.50	10.50	
DD	18.29	15.77	15.77	13.35	11.51	11.51	11.18	9.64	9.64	
DE	13.06	11.26	11.26	9.53	8.22	8.22	7.98	6.88	6.88	
	FRANCE (CENT.)			PARIS						
DA	118.39	98.17	88.79	16.93	14.04	12.70	18.00	14.92	13.50	
DB	104.05	86.28	78.04	14.88	12.34	11.16	15.82	13.11	11.86	
DC	88.13	73.08	66.10	12.60	10.45	9.45	13.40	11.11	10.05	
DD	85.01	70.49	63.75	12.16	10.08	9.12	12.92	10.71	9.69	
DE	68.49	56.79	51.37	9.79	8.12	7.35	10.41	8.63	7.81	
				LILLE						
DA	117.36	97.31	88.79	16.78	13.92	12.70	17.84	14.79	13.50	
DB	103.15	85.53	78.04	14.75	12.23	11.16	15.68	13.00	11.86	
DC	87.36	72.44	66.10	12.49	10.36	9.45	13.28	11.01	10.05	
DD	84.27	69.88	63.75	12.05	9.99	9.12	12.81	10.62	9.69	
DE	67.90	56.30	51.37	9.71	8.05	7.35	10.32	8.56	7.81	
				STRASBOURG						
DA	110.51	91.63	88.79	15.80	13.10	12.70	16.80	13.93	13.50	
DB	97.13	80.54	78.04	13.89	11.52	11.16	14.76	12.24	11.86	
DC	82.26	68.21	66.10	11.76	9.75	9.45	12.50	10.37	10.05	
DD	79.35	65.79	63.75	11.35	9.41	9.12	12.06	10.00	9.69	
DE	63.93	53.01	51.37	9.14	7.58	7.35	9.72	8.06	7.81	
				LYON						
DA	117.36	97.31	88.79	16.78	13.92	12.70	17.84	14.79	13.50	
DB	103.15	85.53	78.04	14.75	12.23	11.16	15.68	13.00	11.86	
DC	87.36	72.44	66.10	12.49	10.36	9.45	13.28	11.01	10.05	
DD	84.27	69.88	63.75	12.05	9.99	9.12	12.81	10.62	9.69	
DE	67.90	56.30	51.37	9.71	8.05	7.35	10.32	8.56	7.81	
				MARSEILLE						
DA	117.36	97.31	88.79	16.78	13.92	12.70	17.84	14.79	13.50	
DB	103.15	85.53	78.04	14.75	12.23	11.16	15.68	13.00	11.86	
DC	87.36	72.44	66.10	12.49	10.36	9.45	13.28	11.01	10.05	
DD	84.27	69.88	63.75	12.05	9.99	9.12	12.81	10.62	9.69	
DE	67.90	56.30	51.37	9.71	8.05	7.35	10.32	8.56	7.81	
				TOULOUSE						
DA	117.36	97.31	88.79	16.78	13.92	12.70	17.84	14.79	13.50	
DB	103.15	85.53	78.04	14.75	12.23	11.16	15.68	13.00	11.86	
DC	87.36	72.44	66.10	12.49	10.36	9.45	13.28	11.01	10.05	
DD	84.27	69.88	63.75	12.05	9.99	9.12	12.81	10.62	9.69	
DE	67.90	56.30	51.37	9.71	8.05	7.35	10.32	8.56	7.81	

## PRIX DE L'ELECTRICITE POUR USAGES DOMESTIQUES

JANUAR 01 JANUARY 1997 JANVIER	NATIONALE WAehrUNG NATIONAL CURRENCY / KWH MONNAIE NATIONALE			KKS	PPS	SPA / 100 KWH	ECUS / 100 KWH			
	VERBRAUCHER-TYPEN STANDARD CONSUMERS CONSUMMATEURS TYPE	STEUERN INBEGR. WITH TAXES COMPRISES	OHNE MWST. VAT EXCL. HORS TVA							
IRELAND (P) <span style="float: right;">DUBLIN</span>										
DA	11.743	10.438	10.438	17.37	15.44	15.44	15.77	14.02	14.02	
DB	9.788	8.700	8.700	14.48	12.87	12.87	13.15	11.68	11.68	
DC	6.839	6.079	6.079	10.11	8.99	8.99	9.18	8.16	8.16	
DD	6.613	5.878	5.878	9.78	8.69	8.69	8.88	7.89	7.89	
DE	4.422	3.931	3.931	6.54	5.81	5.81	5.94	5.28	5.28	
ITALIA (LIT) <span style="float: right;">NATIONAL</span>										
DA	119.13	108.30	85.60	6.79	6.17	4.88	6.19	5.63	4.45	
DB	134.01	121.83	99.13	7.64	6.94	5.65	6.97	6.34	5.15	
DC	426.11	387.37	318.27	24.29	22.08	18.14	22.16	20.14	16.55	
DD	395.16	359.24	290.14	22.52	20.48	16.54	20.55	18.68	15.09	
DE										
G. D. LUXEMBOURG (LFR) <span style="float: right;">NATIONAL</span>										
DA	9.14	8.62	8.62	21.46	20.25	20.25	22.73	21.45	21.45	
DB	6.84	6.46	6.46	16.07	15.16	15.16	17.02	16.06	16.06	
DC	4.56	4.31	4.31	10.72	10.11	10.11	11.36	10.71	10.71	
DD	4.43	4.18	4.18	10.41	9.82	9.82	11.02	10.40	10.40	
DE	3.00	2.83	2.83	7.04	6.64	6.64	7.45	7.03	7.03	
NEDERLAND (CENTS) <span style="float: right;">ROTTERDAM</span>										
DA	36.10	30.72	30.72	16.10	13.70	13.70	16.50	14.04	14.04	
DB	31.61	26.90	25.92	14.10	12.00	11.56	14.45	12.29	11.85	
DC	26.40	22.47	20.19	11.77	10.02	9.00	12.06	10.27	9.23	
DD	25.24	21.48	18.84	11.26	9.58	8.40	11.53	9.82	8.61	
DE	18.66	15.88	13.05	8.32	7.08	5.82	8.53	7.26	5.96	
NOORD-HOLLAND										
DA	31.55	26.85	26.85	14.07	11.98	11.98	14.42	12.27	12.27	
DB	27.18	23.13	22.15	12.12	10.32	9.88	12.42	10.57	10.12	
DC	24.09	20.50	18.22	10.74	9.14	8.13	11.01	9.37	8.33	
DD	23.34	19.86	17.22	10.41	8.86	7.68	10.67	9.08	7.87	
DE	18.02	15.34	12.51	8.04	6.84	5.58	8.24	7.01	5.72	
NOORD-BRABANT										
DA	33.03	28.11	28.11	14.73	12.54	12.54	15.09	12.85	12.85	
DB	27.25	23.19	22.21	12.15	10.34	9.91	12.45	10.60	10.15	
DC	25.24	21.48	19.20	11.26	9.58	8.56	11.53	9.82	8.77	
DD	24.29	20.67	18.03	10.83	9.22	8.04	11.10	9.45	8.24	
DE	17.74	15.10	12.27	7.91	6.73	5.47	8.11	6.90	5.61	
OESTERREICH (OS) <span style="float: right;">OBEROESTERREICH/TIROL/WIEN</span>										
DA	2.14	1.78	1.68	14.52	12.07	11.40	15.60	12.98	12.25	
DB	2.06	1.72	1.62	13.97	11.67	10.99	15.02	12.54	11.81	
DC	1.74	1.45	1.35	11.80	9.84	9.16	12.68	10.57	9.84	
DD	1.76	1.47	1.37	11.94	9.97	9.29	12.83	10.72	9.99	
DE	1.43	1.19	1.09	9.70	8.07	7.39	10.42	8.68	7.95	

## PRIX DE L'ELECTRICITE POUR USAGES DOMESTIQUES

JANUAR 01 JANUARY 1997 JANVIER		NATIONALE WAEHRUNG NATIONAL CURRENCY / KWH MONNAIE NATIONALE			KKS	PPS	SPA / 100 KWH	ECUS / 100 KWH		
VERBRAUCHER-TYPEN	STEUERN INBEGR.	OHNE MWST.	OHNE STEUERN	STEUERN INBEGR.	OHNE MWST.	OHNE STEUERN	STEUERN INBEGR.	OHNE MWST.	OHNE STEUERN	
STANDARD CONSUMERS	WITH TAXES	VAT EXCL.	TAXES EXCL.	WITH TAXES	VAT EXCL.	TAXES EXCL.	WITH TAXES	VAT EXCL.	TAXES EXCL.	
CONSUMMATEURS TYPE	TAXES COMPRISES	HORS TVA	HORS TAXES	TAXES COMPRISES	HORS TVA	HORS TAXES	TAXES COMPRISES	HORS TVA	HORS TAXES	
PORTUGAL (ESC)							LISBOA			
DA	26.500	25.240	25.040	19.80	18.85	18.70	13.59	12.95	12.85	
DB	30.380	28.930	28.830	22.69	21.61	21.54	15.58	14.84	14.79	
DC	26.180	24.940	24.900	19.56	18.63	18.60	13.43	12.79	12.77	
DD	23.230	22.120	22.110	17.35	16.52	16.52	11.92	11.35	11.34	
DE	17.300	16.470	16.470	12.92	12.30	12.30	8.87	8.45	8.45	
SUOMI/FINLAND (P)							NATIONAL			
DA	98.80	81.00	78.50	15.02	12.31	11.93	16.99	13.93	13.50	
DB	70.40	57.70	55.20	10.70	8.77	8.39	12.11	9.92	9.49	
DC	54.50	44.70	42.20	8.28	6.79	6.41	9.37	7.69	7.26	
DD	47.00	38.50	36.10	7.14	5.85	5.49	8.08	6.62	6.21	
DE	32.50	26.70	24.20	4.94	4.06	3.68	5.59	4.59	4.16	
SVERIGE (ORE)							NATIONAL			
DA	197.65	158.12	147.54	18.38	14.71	13.72	23.13	18.50	17.26	
DB	130.04	104.03	93.45	12.09	9.67	8.69	15.21	12.17	10.93	
DC	85.61	68.49	57.91	7.96	6.37	5.39	10.02	8.01	6.78	
DD	83.35	66.68	56.10	7.75	6.20	5.22	9.75	7.80	6.56	
DE	70.10	56.08	45.51	6.52	5.22	4.23	8.20	6.56	5.32	
UNITED KINGDOM (P)							LONDON			
DA	15.714	14.550	14.550	22.49	20.82	20.82	21.45	19.86	19.86	
DB	11.545	10.690	10.690	16.52	15.30	15.30	15.76	14.59	14.59	
DC	7.896	7.311	7.311	11.30	10.46	10.46	10.78	9.98	9.98	
DD	7.135	6.607	6.607	10.21	9.45	9.45	9.74	9.02	9.02	
DE	4.498	4.165	4.165	6.44	5.96	5.96	6.14	5.69	5.69	
							LEEDS			
DA	13.885	12.857	12.857	19.87	18.40	18.40	18.95	17.55	17.55	
DB	10.285	9.523	9.523	14.72	13.63	13.63	14.04	13.00	13.00	
DC	7.057	6.534	6.534	10.10	9.35	9.35	9.63	8.92	8.92	
DD	6.368	5.897	5.897	9.11	8.44	8.44	8.69	8.05	8.05	
DE	4.069	3.768	3.768	5.82	5.39	5.39	5.55	5.14	5.14	
							BIRMINGHAM			
DA	13.345	12.357	12.357	19.10	17.68	17.68	18.22	16.87	16.87	
DB	10.490	9.713	9.713	15.01	13.90	13.90	14.32	13.26	13.26	
DC	7.713	7.141	7.141	11.04	10.22	10.22	10.53	9.75	9.75	
DD	7.163	6.632	6.632	10.25	9.49	9.49	9.78	9.05	9.05	
DE	4.542	4.206	4.206	6.50	6.02	6.02	6.20	5.74	5.74	
							GLASGOW			
DA	14.620	13.540	13.540	20.92	19.38	19.38	19.96	18.48	18.48	
DB	10.980	10.170	10.170	15.71	14.55	14.55	14.99	13.88	13.88	
DC	8.040	7.450	7.450	11.51	10.66	10.66	10.97	10.17	10.17	
DD	7.220	6.690	6.690	10.33	9.57	9.57	9.86	9.13	9.13	
DE	4.510	4.170	4.170	6.45	5.97	5.97	6.16	5.69	5.69	



**ELEKTRIZITAETSPREISE FUER HAUSHALTE**

**ELECTRICITY PRICES FOR HOUSEHOLDS**

**PRIX DE L'ELECTRICITE POUR USAGES DOMESTIQUES**

1997-1

ECU / 100 kWh

\* KKS PPS SPA / 100 kWh



- |                     |                   |              |                      |
|---------------------|-------------------|--------------|----------------------|
| B BELGIQUE NATIONAL | E MADRID          | L LUXEMBOURG | FIN FINLAND NATIONAL |
| DK DANMARK NATIONAL | F PARIS           | NL ROTTERDAM | S SVERIGE            |
| D DUESSELDORF       | IRL DUBLIN        | A ÖSTERREICH | UK LONDON            |
| GR ATHINA I         | I ITALIE NATIONAL | P LISBOA     | N NORGE              |

- MWST/VAT/IVA
- ANDERE STEUERN/OTHER TAXES /AUTRES TAXES
- OHNE STEUERN/TAXES EXCL./HORS TAXES

