



# STATISTICS IN FOCUS

## Energy and industry

1998  12

ISSN 1024-4328

### Electricity prices for EU households on 1 January 1998: relative stability


These comments are based on prices collected by EUROSTAT expressed in national currency. For the comparative tables and the graphics, prices in ECU and purchasing power standards (PPS) have been used.

A study of the variations in deflated (all taxes included) electricity prices from 1 July 1997 to 1 January 1998 reveals that in most locations<sup>1</sup> prices remained unchanged, although a few variations were recorded.

The greatest drops affected prices in United Kingdom in London for all standard consumers<sup>2</sup> (between -7.8% and -10.9%) as well as in Spain (-4.5%).

The greatest rises were recorded in Germany prices for Dc (+14.2%) and Dd (+18.2%) in Erfurt as well as in Denmark for all standard consumers (between +6.5% and +9.2%).

Variation in deflated (all taxes included) prices in national currency  
(number of locations)

	Da	Db	Dc	Dd	De
Downward trend	19	19	17	15	15
Upward trend	14	14	15	18	17

- <sup>1</sup> The collection locations are listed above and to the right of the price tables.  
<sup>2</sup> See table below for standard consumers definitions

Manuscript completed on = 30.05.1998

For further information please contact:

Eurostat, L-2920 Luxembourg, tel. 4301-32040 Fax: 4301-34771

Price (excl. VAT) in Luxembourg: Subscription 'Statistics in focus' of all themes: ECU 348

Subscription 'Statistics in focus' of Theme 4 'Energy and industry': ECU 85

Single copy: ECU 6

Catalogue number: CA-NL-98-012-EN-C

# Electricity prices for households



1 January 1998

	National currency (/ kWh)			PPS (/ 100 kWh)			ECUS (/ 100 kWh)		
	With taxes	VAT excl.	Taxes excl.	With taxes	VAT excl.	Taxes excl.	With taxes	VAT excl.	Taxes excl.
<b>BELGIUM</b>									
National	<b>BEF</b>								
D <sub>a</sub>	8.50	7.03	6.97	21.56	17.82	17.68	20.85	17.23	17.10
D <sub>b</sub>	8.02	6.63	6.57	20.34	16.81	16.67	19.66	16.25	16.12
D <sub>c</sub>	5.92	4.89	4.84	15.01	12.41	12.27	14.51	12.00	11.86
D <sub>d</sub>	5.40	4.46	4.41	13.69	11.32	11.18	13.24	10.94	10.81
D <sub>e</sub>	3.44	2.84	2.79	8.73	7.22	7.08	8.44	6.98	6.84
<b>DENMARK</b>									
National	<b>DKK</b>								
D <sub>a</sub>	206.19	164.95	107.45	22.06	17.65	11.50	27.42	21.94	14.29
D <sub>b</sub>	163.35	130.68	73.18	17.48	13.98	7.83	21.73	17.38	9.73
D <sub>c</sub>	135.20	108.16	50.66	14.47	11.57	5.42	17.98	14.39	6.74
D <sub>d</sub>	126.96	101.57	44.07	13.58	10.87	4.72	16.89	13.51	5.86
D <sub>e</sub>	113.58	90.86	38.56	12.15	9.72	4.13	15.11	12.08	5.13
<b>GERMANY</b>									
Düsseldorf	<b>1 / 100 DEM</b>								
D <sub>a</sub>	40.14	34.90	34.90	18.38	15.98	15.98	20.31	17.66	17.66
D <sub>b</sub>	32.66	28.40	28.40	14.96	13.01	13.01	16.53	14.37	14.37
D <sub>c</sub>	28.04	24.38	24.38	12.84	11.17	11.17	14.19	12.34	12.34
D <sub>d</sub>	25.70	22.35	22.35	11.77	10.24	10.24	13.00	11.31	11.31
D <sub>e</sub>	14.72	12.80	12.80	6.74	5.86	5.86	7.45	6.48	6.48
Hamburg									
D <sub>a</sub>	53.02	46.10	46.10	24.28	21.11	21.11	26.83	23.33	23.33
D <sub>b</sub>	42.67	37.10	37.10	19.54	16.99	16.99	21.59	18.77	18.77
D <sub>c</sub>	31.81	27.66	27.66	14.57	12.67	12.67	16.10	14.00	14.00
D <sub>d</sub>	29.49	25.64	25.64	13.51	11.74	11.74	14.92	12.97	12.97
D <sub>e</sub>	17.05	14.83	14.83	7.81	6.79	6.79	8.63	7.50	7.50
Hanover									
D <sub>a</sub>	38.87	33.80	33.80	17.80	15.48	15.48	19.67	17.10	17.10
D <sub>b</sub>	32.55	28.30	28.30	14.91	12.96	12.96	16.47	14.32	14.32
D <sub>c</sub>	26.69	23.21	23.21	12.22	10.63	10.63	13.51	11.74	11.74
D <sub>d</sub>	25.28	21.99	21.99	11.58	10.07	10.07	12.79	11.13	11.13
D <sub>e</sub>	15.06	13.10	13.10	6.90	6.00	6.00	7.62	6.63	6.63
Western zone									
D <sub>a</sub>	44.05	38.30	38.30	20.17	17.54	17.54	22.29	19.38	19.38
D <sub>b</sub>	33.70	29.30	29.30	15.43	13.42	13.42	17.05	14.83	14.83
D <sub>c</sub>	25.47	22.15	22.15	11.67	10.14	10.14	12.89	11.21	11.21
D <sub>d</sub>	23.01	20.01	20.01	10.54	9.16	9.16	11.64	10.13	10.13
D <sub>e</sub>	13.41	11.66	11.66	6.14	5.34	5.34	6.79	5.90	5.90
Frankfurt/M									
D <sub>a</sub>	37.95	33.00	33.00	17.38	15.11	15.11	19.20	16.70	16.70
D <sub>b</sub>	33.58	29.20	29.20	15.38	13.37	13.37	16.99	14.78	14.78
D <sub>c</sub>	27.62	24.02	24.02	12.65	11.00	11.00	13.98	12.15	12.15
D <sub>d</sub>	26.43	22.98	22.98	12.10	10.52	10.52	13.37	11.63	11.63
D <sub>e</sub>	14.05	12.22	12.22	6.43	5.60	5.60	7.11	6.18	6.18

# Electricity prices for households



1 January 1998

	National currency (/ kWh)			PPS (/ 100 kWh)			ECUS (/ 100 kWh)		
	With taxes	VAT excl.	Taxes excl.	With taxes	VAT excl.	Taxes excl.	With taxes	VAT excl.	Taxes excl.
<b>GERMANY</b>									
<b>Stuttgart</b>	<i>1 / 100 DEM</i>								
D <sub>a</sub>	55.09	47.90	47.90	25.23	21.94	21.94	27.88	24.24	24.24
D <sub>b</sub>	40.37	35.10	35.10	18.49	16.08	16.08	20.43	17.76	17.76
D <sub>c</sub>	27.73	24.11	24.11	12.70	11.04	11.04	14.03	12.20	12.20
D <sub>d</sub>	24.85	21.61	21.61	11.38	9.90	9.90	12.57	10.93	10.93
D <sub>e</sub>	15.21	13.23	13.23	6.97	6.06	6.06	7.70	6.69	6.69
<b>Munich</b>									
D <sub>a</sub>	39.16	34.05	34.05	17.94	15.59	15.59	19.81	17.23	17.23
D <sub>b</sub>	36.28	31.55	31.55	16.62	14.45	14.45	18.36	15.96	15.96
D <sub>c</sub>	30.77	26.75	26.75	14.09	12.25	12.25	15.57	13.54	13.54
D <sub>d</sub>	29.91	26.01	26.01	13.70	11.91	11.91	15.13	13.16	13.16
D <sub>e</sub>	16.78	14.59	14.59	7.69	6.68	6.68	8.49	7.38	7.38
<b>Southern zone</b>									
D <sub>a</sub>	61.41	53.40	50.80	28.13	24.46	23.27	31.07	27.02	25.70
D <sub>b</sub>	44.51	38.70	36.10	20.39	17.72	16.53	22.52	19.58	18.27
D <sub>c</sub>	30.96	26.92	24.84	14.18	12.33	11.38	15.67	13.62	12.57
D <sub>d</sub>	27.66	24.05	21.92	12.67	11.01	10.04	14.00	12.17	11.09
D <sub>e</sub>	16.14	14.03	13.38	7.39	6.43	6.13	8.17	7.10	6.77
<b>Erfurt</b>									
D <sub>a</sub>	44.74	38.90	38.90	20.49	17.82	17.82	22.64	19.68	19.68
D <sub>b</sub>	37.84	32.90	32.90	17.33	15.07	15.07	19.15	16.65	16.65
D <sub>c</sub>	30.65	26.65	26.65	14.04	12.21	12.21	15.51	13.48	13.48
D <sub>d</sub>	29.75	25.87	25.87	13.63	11.85	11.85	15.05	13.09	13.09
D <sub>e</sub>	16.33	14.20	14.20	7.48	6.50	6.50	8.26	7.19	7.19
<b>Leipzig</b>									
D <sub>a</sub>	37.03	32.20	32.20	16.96	14.75	14.75	18.74	16.29	16.29
D <sub>b</sub>	32.72	28.45	28.45	14.99	13.03	13.03	16.56	14.40	14.40
D <sub>c</sub>	29.65	25.79	25.79	13.58	11.81	11.81	15.00	13.05	13.05
D <sub>d</sub>	27.95	24.30	24.30	12.80	11.13	11.13	14.14	12.30	12.30
D <sub>e</sub>	17.34	15.08	15.08	7.94	6.91	6.91	8.77	7.63	7.63
<b>Rostock</b>									
D <sub>a</sub>	44.74	38.90	38.90	20.49	17.82	17.82	22.64	19.68	19.68
D <sub>b</sub>	37.84	32.90	32.90	17.33	15.07	15.07	19.15	16.65	16.65
D <sub>c</sub>	30.65	26.65	26.65	14.04	12.21	12.21	15.51	13.48	13.48
D <sub>d</sub>	29.75	25.87	25.87	13.63	11.85	11.85	15.05	13.09	13.09
D <sub>e</sub>	16.33	14.20	14.20	7.48	6.50	6.50	8.26	7.19	7.19
<b>GREECE</b>									
<b>Athens</b>	<i>GDR</i>								
D <sub>a</sub>	28.90	24.49	24.49	11.01	9.33	9.33	9.25	7.84	7.84
D <sub>b</sub>	27.13	22.99	22.99	10.34	8.76	8.76	8.68	7.36	7.36
D <sub>c</sub>	23.12	19.59	19.59	8.81	7.46	7.46	7.40	6.27	6.27
D <sub>d</sub>	26.02	22.05	22.05	9.91	8.40	8.40	8.33	7.06	7.06
D <sub>e</sub>	19.87	16.84	16.84	7.57	6.42	6.42	6.36	5.39	5.39

# Electricity prices for households



1 January 1998

	National currency (/ kWh)			PPS (/ 100 kWh)			ECUS (/ 100 kWh)		
	With taxes	VAT excl.	Taxes excl.	With taxes	VAT excl.	Taxes excl.	With taxes	VAT excl.	Taxes excl.
<b>SPAIN</b>									
<b>Madrid</b>	<i>ESP</i>								
D <sub>a</sub>	24.71	21.30	20.26	17.84	15.38	14.63	14.75	12.72	12.10
D <sub>b</sub>	24.71	21.30	20.26	17.84	15.38	14.63	14.75	12.72	12.10
D <sub>c</sub>	19.32	16.65	15.84	13.95	12.02	11.44	11.53	9.94	9.46
D <sub>d</sub>	17.73	15.28	14.54	12.80	11.03	10.50	10.58	9.12	8.68
D <sub>e</sub>	12.66	10.92	10.39	9.14	7.88	7.50	7.56	6.52	6.20
<b>FRANCE</b>									
<b>Paris</b>	<i>1 / 100 FRF</i>								
D <sub>a</sub>	115.99	96.18	86.99	16.70	13.85	12.53	17.51	14.52	13.14
D <sub>b</sub>	101.65	84.29	76.24	14.64	12.14	10.98	15.35	12.73	11.51
D <sub>c</sub>	84.86	70.36	63.64	12.22	10.13	9.16	12.81	10.62	9.61
D <sub>d</sub>	82.06	68.04	61.55	11.82	9.80	8.86	12.39	10.27	9.29
D <sub>e</sub>	67.42	55.91	50.57	9.71	8.05	7.28	10.18	8.44	7.64
<b>Lille</b>									
D <sub>a</sub>	114.98	95.34	86.99	16.56	13.73	12.53	17.36	14.40	13.14
D <sub>b</sub>	100.77	83.56	76.24	14.51	12.03	10.98	15.22	12.62	11.51
D <sub>c</sub>	84.12	69.75	63.64	12.11	10.04	9.16	12.70	10.53	9.61
D <sub>d</sub>	81.35	67.45	61.55	11.71	9.71	8.86	12.28	10.18	9.29
D <sub>e</sub>	66.84	55.42	50.57	9.62	7.98	7.28	10.09	8.37	7.64
<b>Strasbourg</b>									
D <sub>a</sub>	108.27	89.77	86.99	15.59	12.93	12.53	16.35	13.56	13.14
D <sub>b</sub>	94.89	78.68	76.24	13.66	11.33	10.98	14.33	11.88	11.51
D <sub>c</sub>	79.21	65.68	63.64	11.41	9.46	9.16	11.96	9.92	9.61
D <sub>d</sub>	76.60	63.51	61.55	11.03	9.15	8.86	11.57	9.59	9.29
D <sub>e</sub>	62.94	52.19	50.57	9.06	7.52	7.28	9.50	7.88	7.64
<b>Lyons</b>									
D <sub>a</sub>	114.98	95.34	86.99	16.56	13.73	12.53	17.36	14.40	13.14
D <sub>b</sub>	100.77	83.56	76.24	14.51	12.03	10.98	15.22	12.62	11.51
D <sub>c</sub>	84.12	69.75	63.64	12.11	10.04	9.16	12.70	10.53	9.61
D <sub>d</sub>	81.35	67.45	61.55	11.71	9.71	8.86	12.28	10.18	9.29
D <sub>e</sub>	66.84	55.42	50.57	9.62	7.98	7.28	10.09	8.37	7.64
<b>Marseilles</b>									
D <sub>a</sub>	114.98	95.34	86.99	16.56	13.73	12.53	17.36	14.40	13.14
D <sub>b</sub>	100.77	83.56	76.24	14.51	12.03	10.98	15.22	12.62	11.51
D <sub>c</sub>	84.12	69.75	63.64	12.11	10.04	9.16	12.70	10.53	9.61
D <sub>d</sub>	81.35	67.45	61.55	11.71	9.71	8.86	12.28	10.18	9.29
D <sub>e</sub>	66.84	55.42	50.57	9.62	7.98	7.28	10.09	8.37	7.64
<b>Toulouse</b>									
D <sub>a</sub>	114.98	95.34	86.99	16.56	13.73	12.53	17.36	14.40	13.14
D <sub>b</sub>	100.77	83.56	76.24	14.51	12.03	10.98	15.22	12.62	11.51
D <sub>c</sub>	84.12	69.75	63.64	12.11	10.04	9.16	12.70	10.53	9.61
D <sub>d</sub>	81.35	67.45	61.55	11.71	9.71	8.86	12.28	10.18	9.29
D <sub>e</sub>	66.84	55.42	50.57	9.62	7.98	7.28	10.09	8.37	7.64

# Electricity prices for households



1 January 1998

	National currency (/ kWh)			PPS (/ 100 kWh)			ECUS (/ 100 kWh)		
	With taxes	VAT excl.	Taxes excl.	With taxes	VAT excl.	Taxes excl.	With taxes	VAT excl.	Taxes excl.
<b>IRELAND</b>	<b>IEP</b>								
Dublin									
D <sub>a</sub>	12.193	10.838	10.838	17.94	15.94	15.94	15.50	13.78	13.78
D <sub>b</sub>	10.077	8.958	8.958	14.82	13.18	13.18	12.81	11.39	11.39
D <sub>c</sub>	7.041	6.259	6.259	10.36	9.21	9.21	8.95	7.96	7.96
D <sub>d</sub>	6.764	6.012	5.012	9.95	8.84	7.37	8.60	7.64	6.37
D <sub>e</sub>	4.512	4.011	4.011	6.64	5.90	5.90	5.73	5.10	5.10
<b>ITALY</b>	<b>ITL</b>								
National									
D <sub>a</sub>	119.35	108.50	88.20	6.80	6.18	5.03	6.09	5.53	4.50
D <sub>b</sub>	134.23	122.03	101.73	7.65	6.96	5.80	6.85	6.22	5.19
D <sub>c</sub>	434.47	394.97	327.17	24.76	22.51	18.65	22.16	20.14	16.69
D <sub>d</sub>	403.52	366.84	299.04	23.00	20.91	17.05	20.58	18.71	15.25
D <sub>e</sub>	:	:	:	:	:	:	:	:	:
<b>LUXEMBOURG</b>	<b>LUF</b>								
National									
D <sub>a</sub>	9.17	8.65	8.65	21.35	20.14	20.14	22.49	21.22	21.22
D <sub>b</sub>	6.87	6.48	6.48	15.99	15.08	15.08	16.84	15.89	15.89
D <sub>c</sub>	4.58	4.32	4.32	10.66	10.06	10.06	11.23	10.60	10.60
D <sub>d</sub>	4.45	4.19	4.19	10.35	9.77	9.77	10.91	10.29	10.29
D <sub>e</sub>	3.01	2.84	2.84	7.00	6.61	6.61	7.37	6.96	6.96
<b>NETHERLANDS</b>	<b>1 / 100 NLG</b>								
Rotterdam									
D <sub>a</sub>	35.99	30.63	30.63	16.05	13.66	13.66	16.16	13.75	13.75
D <sub>b</sub>	31.50	26.81	25.83	14.05	11.96	11.52	14.14	12.04	11.60
D <sub>c</sub>	26.44	22.50	20.22	11.79	10.04	9.02	11.87	10.10	9.08
D <sub>d</sub>	25.28	21.52	18.88	11.27	9.60	8.42	11.35	9.66	8.48
D <sub>e</sub>	18.63	15.85	13.02	8.31	7.07	5.81	8.36	7.12	5.85
North Holland									
D <sub>a</sub>	32.20	27.40	27.40	14.36	12.22	12.22	14.46	12.30	12.30
D <sub>b</sub>	27.82	23.68	22.70	12.41	10.56	10.12	12.49	10.63	10.19
D <sub>c</sub>	24.42	20.78	18.50	10.89	9.27	8.25	10.96	9.33	8.31
D <sub>d</sub>	23.69	20.16	17.52	10.57	8.99	7.81	10.64	9.05	7.87
D <sub>e</sub>	18.19	15.48	12.65	8.11	6.90	5.64	8.17	6.95	5.68
North Brabant									
D <sub>a</sub>	33.12	28.19	28.19	14.77	12.57	12.57	14.87	12.66	12.66
D <sub>b</sub>	27.34	23.27	22.29	12.19	10.38	9.94	12.28	10.45	10.01
D <sub>c</sub>	25.33	21.56	19.28	11.30	9.62	8.60	11.37	9.68	8.66
D <sub>d</sub>	24.38	20.75	18.11	10.87	9.25	8.08	10.95	9.32	8.13
D <sub>e</sub>	17.84	15.18	12.35	7.96	6.77	5.51	8.01	6.82	5.55
<b>AUSTRIA</b>	<b>ATS</b>								
Oberösterreich/Tyrol/Vienna									
D <sub>a</sub>	2.14	1.78	1.68	14.51	12.09	11.41	15.37	12.81	12.09
D <sub>b</sub>	2.06	1.72	1.62	13.98	11.65	10.97	14.81	12.34	11.62
D <sub>c</sub>	1.74	1.45	1.35	11.79	9.83	9.15	12.49	10.41	9.69
D <sub>d</sub>	1.76	1.47	1.37	11.98	9.98	9.31	12.69	10.58	9.86
D <sub>e</sub>	1.43	1.19	1.09	9.73	8.11	7.43	10.31	8.59	7.87

# Electricity prices for households



1 January 1998

	National currency (/ kWh)			PPS (/ 100 kWh)			ECUS (/ 100 kWh)		
	With taxes	VAT excl.	Taxes excl.	With taxes	VAT excl.	Taxes excl.	With taxes	VAT excl.	Taxes excl.
<b>PORTUGAL</b>									
<b>Lisbon</b>									
	<b>PTE</b>								
D <sub>a</sub>	26.900	25.620	25.420	19.85	18.91	18.76	13.32	12.68	12.58
D <sub>b</sub>	30.830	29.360	29.260	22.75	21.67	21.59	15.26	14.53	14.48
D <sub>c</sub>	26.580	25.310	25.270	19.62	18.68	18.65	13.16	12.53	12.51
D <sub>d</sub>	23.580	22.460	22.440	17.40	16.58	16.56	11.67	11.12	11.11
D <sub>e</sub>	17.560	16.720	16.710	12.96	12.34	12.33	8.69	8.28	8.27
<b>FINLAND</b>									
<b>National</b>									
	<b>1 / 100 FIN</b>								
D <sub>a</sub>	99.90	81.90	78.50	15.18	12.45	11.93	16.68	13.68	13.11
D <sub>b</sub>	71.50	58.60	55.20	10.87	8.91	8.39	11.94	9.79	9.22
D <sub>c</sub>	55.60	45.60	42.20	8.45	6.93	6.41	9.29	7.62	7.05
D <sub>d</sub>	48.20	39.50	36.10	7.33	6.00	5.49	8.05	6.60	6.03
D <sub>e</sub>	33.60	27.60	24.20	5.11	4.20	3.68	5.61	4.61	4.04
<b>SWEDEN</b>									
<b>National</b>									
	<b>1 / 100 SEK</b>								
D <sub>a</sub>	204.42	163.54	149.04	18.81	15.05	13.71	23.51	18.81	17.14
D <sub>b</sub>	136.25	109.00	94.50	12.54	10.03	8.69	15.67	12.54	10.87
D <sub>c</sub>	91.46	73.17	58.67	8.41	6.73	5.40	10.52	8.41	6.75
D <sub>d</sub>	92.63	74.10	59.60	8.52	6.82	5.48	10.65	8.52	6.85
D <sub>e</sub>	73.64	58.91	44.41	6.77	5.42	4.09	8.47	6.77	5.11
<b>UNITED KINGDOM</b>									
<b>London</b>									
	<b>1 / 100 GBP</b>								
D <sub>a</sub>	14.665	13.967	13.967	20.79	19.81	19.81	22.06	21.01	21.01
D <sub>b</sub>	10.640	10.133	10.133	15.09	14.37	14.37	16.00	15.24	15.24
D <sub>c</sub>	7.214	6.870	6.870	10.23	9.74	9.74	10.85	10.33	10.33
D <sub>d</sub>	6.458	6.151	6.151	9.16	8.72	8.72	9.71	9.25	9.25
D <sub>e</sub>	4.056	3.863	3.863	5.75	5.48	5.48	6.10	5.81	5.81
<b>Leeds</b>									
D <sub>a</sub>	13.500	12.857	12.857	19.14	18.23	18.23	20.30	19.34	19.34
D <sub>b</sub>	10.000	9.523	9.523	14.18	13.50	13.50	15.04	14.32	14.32
D <sub>c</sub>	6.861	6.534	6.534	9.73	9.27	9.27	10.32	9.83	9.83
D <sub>d</sub>	6.192	5.897	5.897	8.78	8.36	8.36	9.31	8.87	8.87
D <sub>e</sub>	3.956	3.768	3.768	5.61	5.34	5.34	5.95	5.67	5.67
<b>Birmingham</b>									
D <sub>a</sub>	12.733	12.127	12.127	18.06	17.20	17.20	19.15	18.24	18.24
D <sub>b</sub>	9.958	9.483	9.483	14.12	13.45	13.45	14.98	14.26	14.26
D <sub>c</sub>	7.334	6.984	6.984	10.40	9.90	9.90	11.03	10.50	10.50
D <sub>d</sub>	6.789	6.466	6.466	9.63	9.17	9.17	10.21	9.72	9.72
D <sub>e</sub>	4.351	4.143	4.143	6.17	5.87	5.87	6.54	6.23	6.23
<b>Glasgow</b>									
D <sub>a</sub>	14.420	13.350	13.350	20.45	18.93	18.93	21.69	20.08	20.08
D <sub>b</sub>	10.780	9.980	9.980	15.29	14.15	14.15	16.21	15.01	15.01
D <sub>c</sub>	7.850	7.270	7.270	11.13	10.31	10.31	11.81	10.93	10.93
D <sub>d</sub>	7.010	6.500	6.500	9.94	9.22	9.22	10.54	9.78	9.78
D <sub>e</sub>	4.430	4.100	4.100	6.28	5.81	5.81	6.66	6.17	6.17

# Electricity prices for households



1 January 1998

	National currency (/ kWh)			PPS (/ 100 kWh)			ECUS (/ 100 kWh)		
	With taxes	VAT excl.	Taxes excl.	With taxes	VAT excl.	Taxes excl.	With taxes	VAT excl.	Taxes excl.
<b>NORWAY</b> <sup>1 2</sup>									
National	<i>1 / 100 NOK</i>								
D <sub>a</sub>	303.10	246.40	240.80	30.61	24.89	24.32	37.28	30.31	29.62
D <sub>b</sub>	180.40	146.70	141.10	18.22	14.82	14.25	22.19	18.04	17.36
D <sub>c</sub>	99.80	81.10	75.50	10.08	8.19	7.63	12.28	9.98	9.29
D <sub>d</sub>	77.30	62.90	57.30	7.81	6.35	5.79	9.51	7.74	7.05
D <sub>e</sub>	65.10	52.90	47.30	6.58	5.34	4.78	8.01	6.51	5.82

<sup>1</sup> In the framework of the agreements concluded between the member countries of the European Economic Agreement (EEA), prices for Norway are also published

<sup>2</sup> In northern Norway, prices for Nordland, Troms and Finnmark are VAT exempted

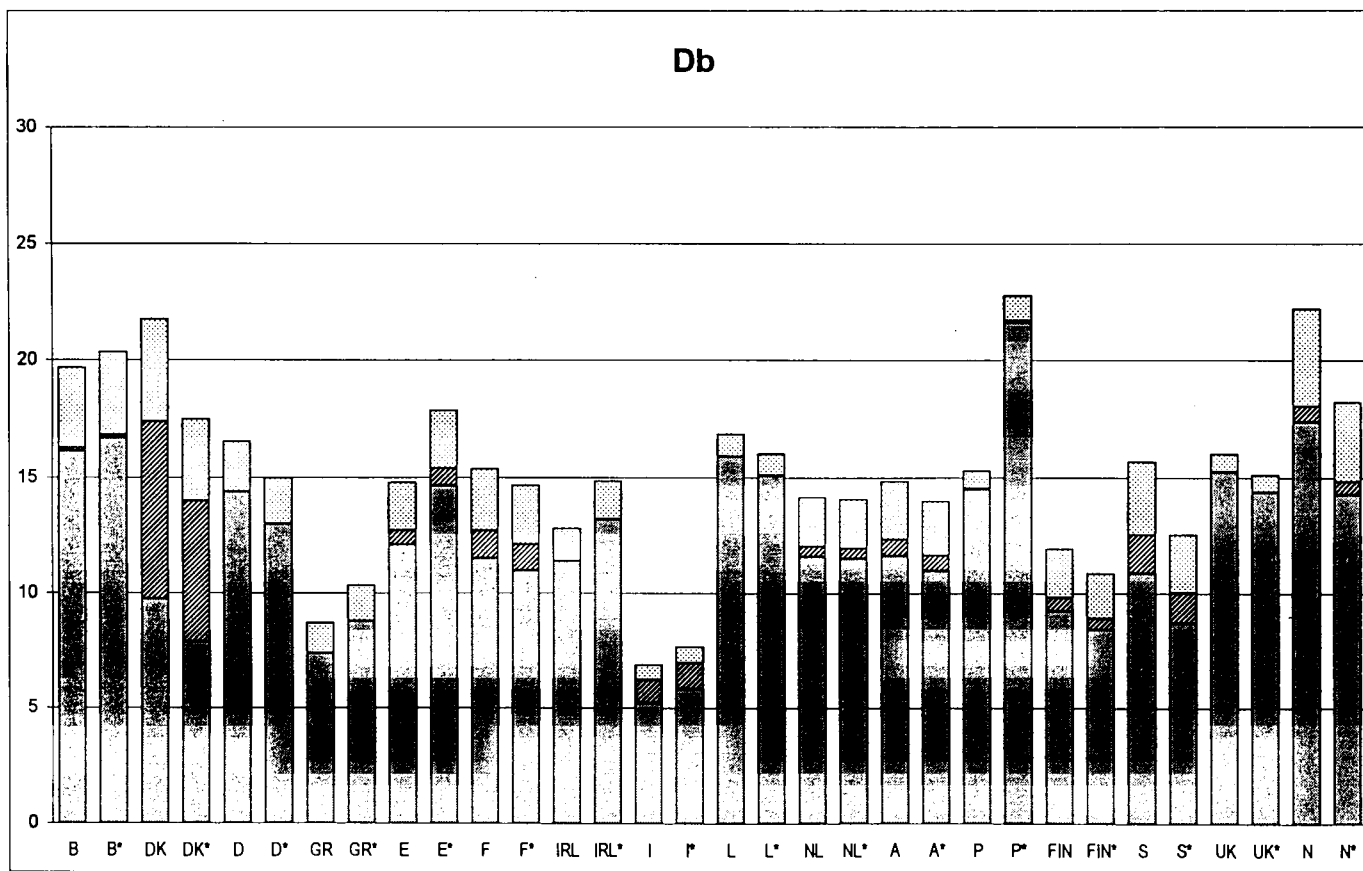
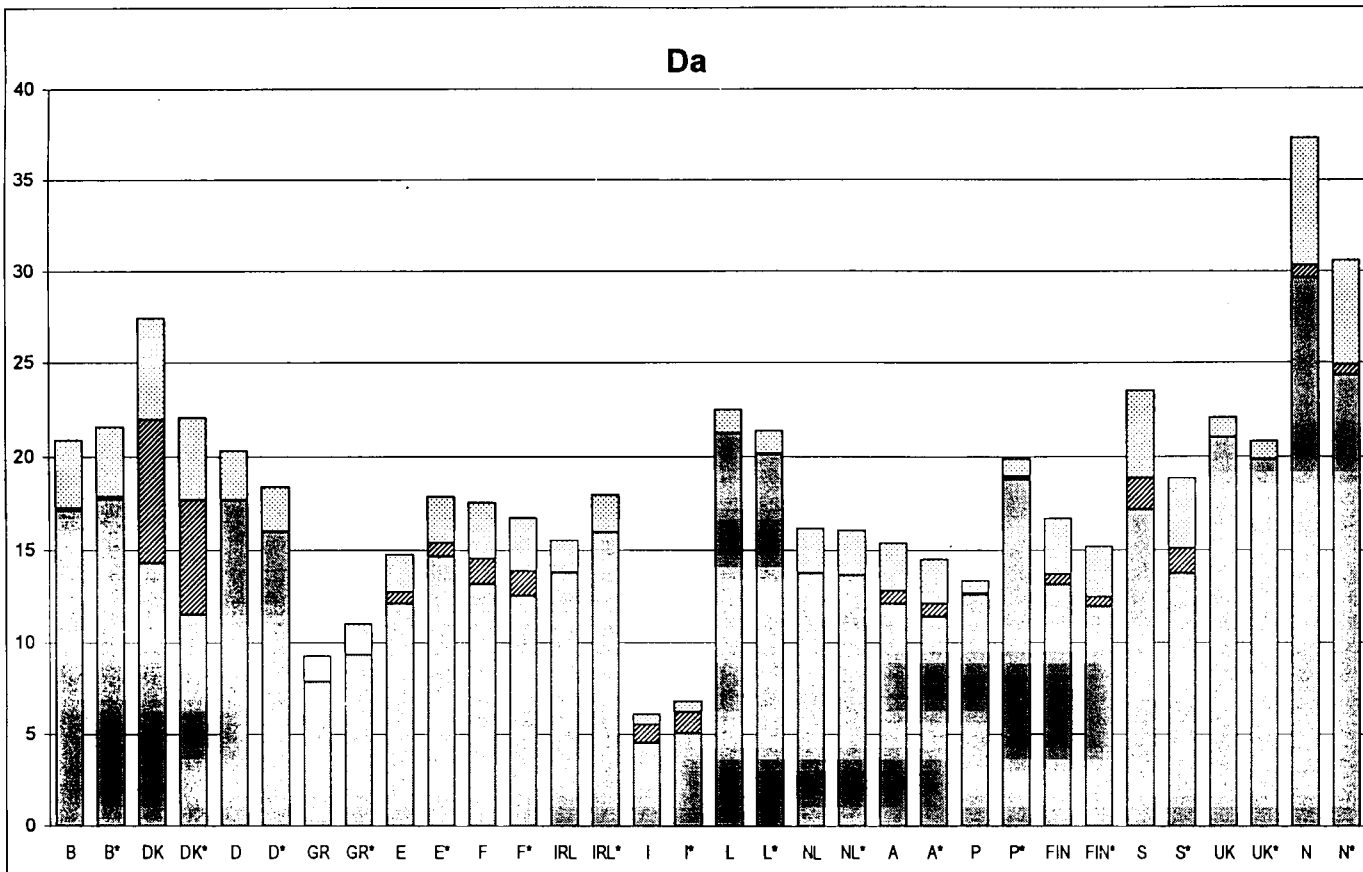
# Electricity prices for households

ECU / 100 kWh

\* PPS / 100 kWh



1998-1



B BELGIQUE National  
 DK DANMARK National  
 D DUESSELDORF  
 EL ATHINAI

E MADRID  
 F PARIS  
 IRL DUBLIN  
 I ITALIE National

L LUXEMBOURG  
 NL ROTTERDAM  
 A ÖSTERREICH  
 P LISBOA

FIN FINLAND National  
 S SVERIGE  
 UK LONDON  
 N NORGE

VAT  
 Other taxes  
 Taxes excluded



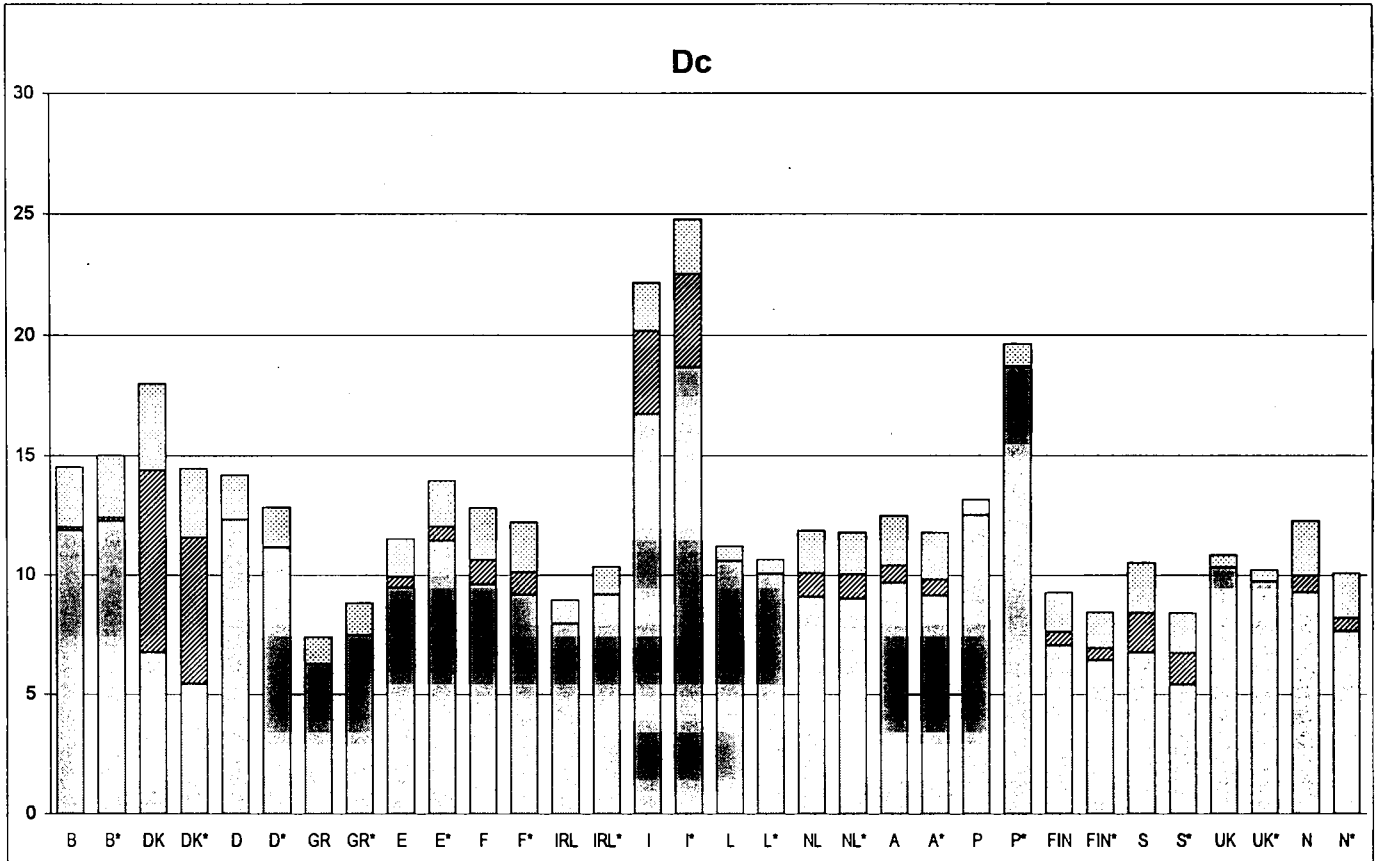
# Electricity prices for households

ECU / 100 kWh

\* PPS / 100 kWh



1998-1



- |                     |                   |              |                      |
|---------------------|-------------------|--------------|----------------------|
| B BELGIQUE National | E MADRID          | L LUXEMBOURG | FIN FINLAND National |
| DK DANMARK National | F PARIS           | NL ROTTERDAM | S SVERIGE            |
| D DUESSELDORF       | IRL DUBLIN        | A ÖSTERREICH | UK LONDON            |
| EL ATHINAI          | I ITALIE National | P LISBOA     | N NORGE              |

VAT VAT  
 Other taxes Other taxes  
 Taxes excluded Taxes excluded

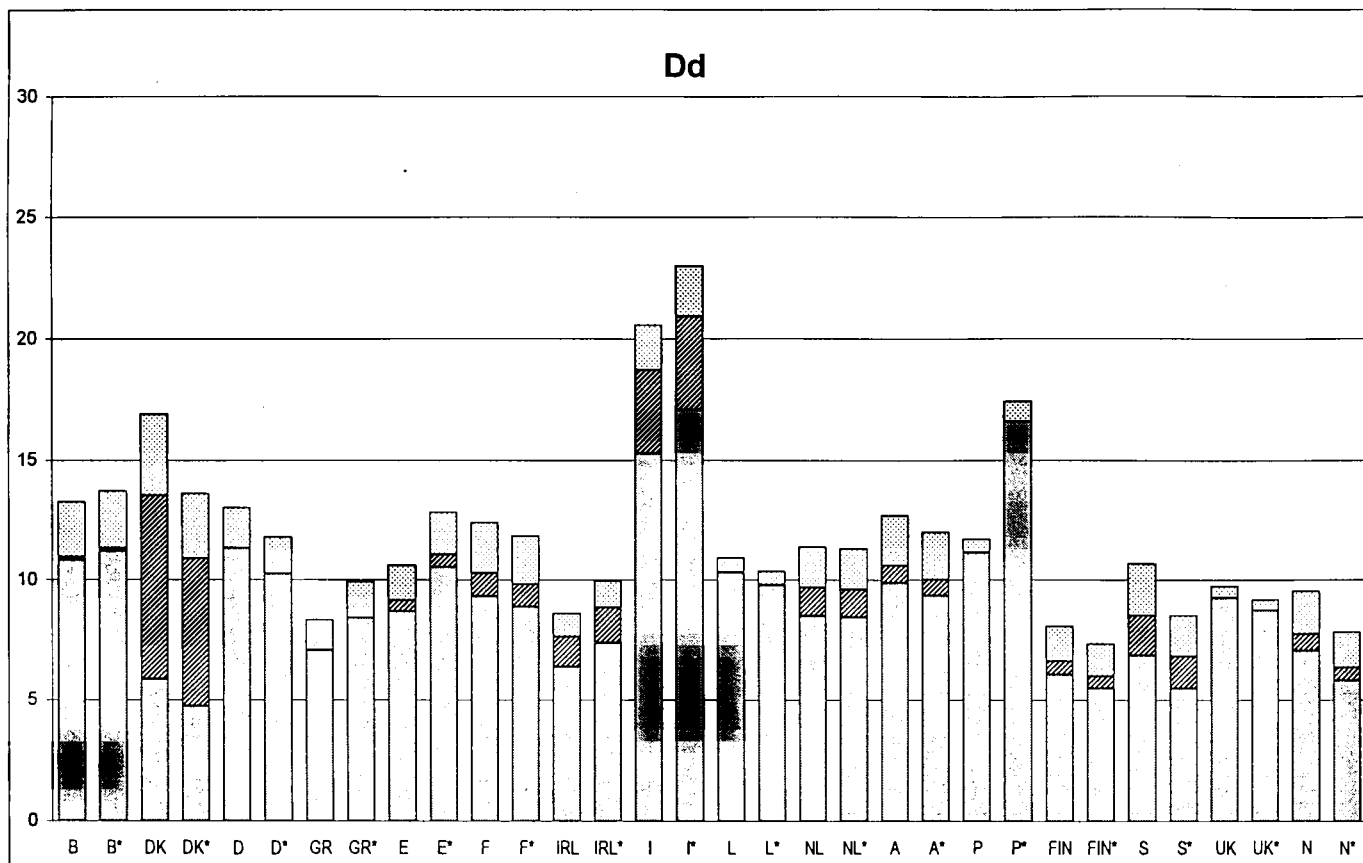
# Electricity prices for households

ECU / 100 kWh

\* PPS / 100 kWh



1998-1



B BELGIQUE National  
 DK DANMARK National  
 D DUESSELDORF  
 EL ATHINAI

E MADRID  
 F PARIS  
 IRL DUBLIN  
 I ITALIE National

L LUXEMBOURG  
 NL ROTTERDAM  
 A ÖSTERREICH  
 P LISBOA

FIN FINLAND National  
 S SVERIGE  
 UK LONDON  
 N NORGE

VAT  
 Other taxes  
 Taxes excluded

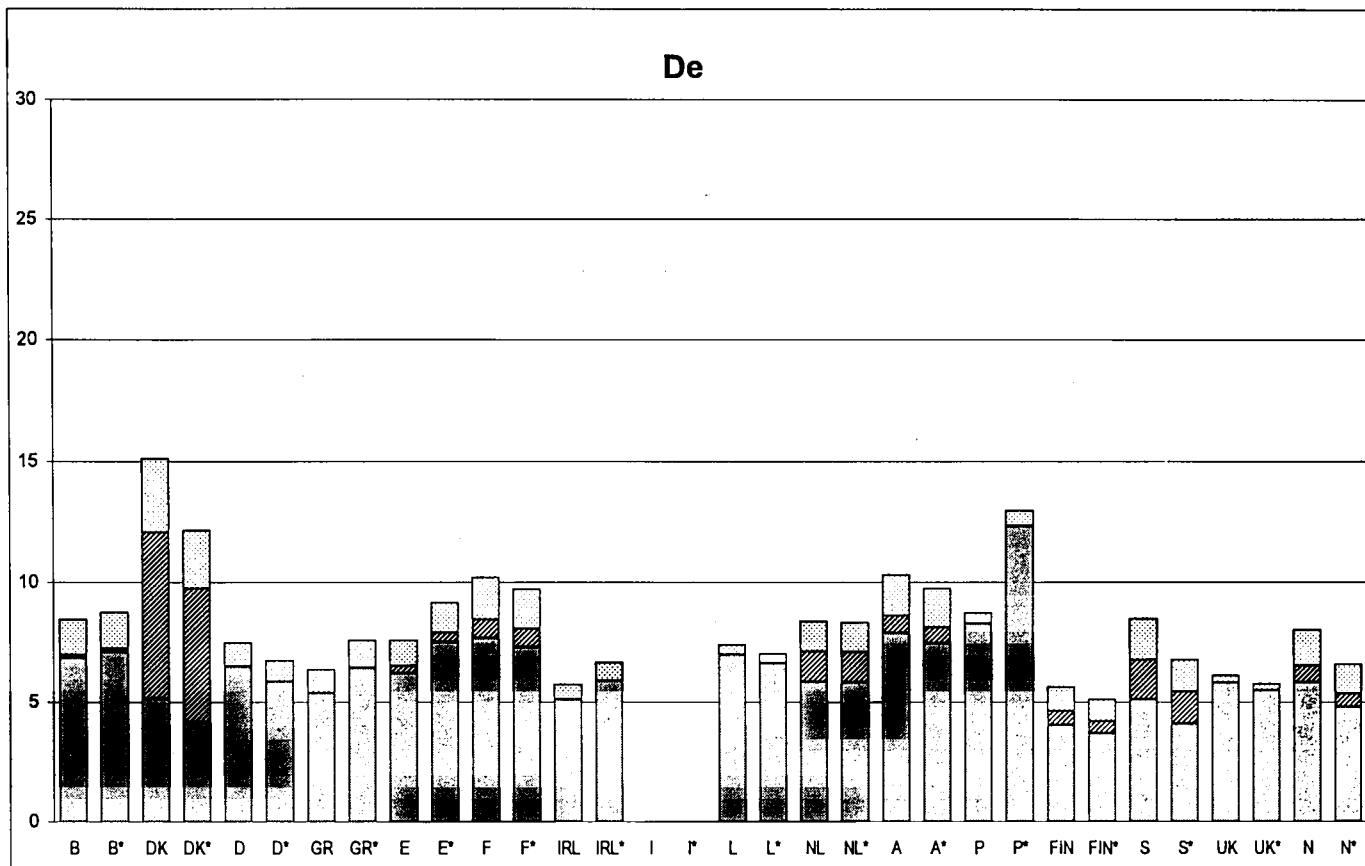
# Electricity prices for households

ECU / 100 kWh

\* PPS / 100 kWh



1998-1



B BELGIQUE National  
 DK DANMARK National  
 D DUESSELDORF  
 EL ATHINA


E MADRID  
 F PARIS  
 IRL DUBLIN  
 I ITALIE National

L LUXEMBOURG  
 NL ROTTERDAM  
 A ÖSTERREICH  
 P LISBOA

FIN FINLAND National  
 S SVERIGE  
 UK LONDON  
 N NORGE

VAT   
 Other taxes   
 Taxes excluded

Five household standard consumers, coded D<sub>a</sub> to D<sub>e</sub> were chosen:

Standard consumer 	Annual consumption (in kWh)		Approx. subscribed demand (in kW)
	Total	of which night	
D <sub>a</sub>	600		3
D <sub>b</sub>	1 200		3 - 4
D <sub>c</sub>	3 500	1 300	4 - 9
D <sub>d</sub>	7 500	2 500	6 - 9
D <sub>e</sub>	20 000	15 000	9

Prices for the standard consumers are given in national currencies, PPS (purchasing power standard, annual estimated value as at 5 March for 1998) and in ECU (average value for January 1998).

### Conversion table in PPS and ECU

1 PPS =			
<b>B</b> (BEF) 39.41	<b>E</b> (ESP) 138.58	<b>L</b> (LUF) 42.94	<b>FIN</b> (FIM) 6.57
<b>DK</b> (DKK) 9.31	<b>F</b> (FRF) 6.96	<b>NL</b> (NLG) 2.24	<b>S</b> (SEK) 10.88
<b>D</b> (DEM) 2.18	<b>IRL</b> (IEP) 0.68	<b>A</b> (ATS) 14.72	<b>UK</b> (GBP) 0.71
<b>EL</b> (GRD) 262.74	<b>I</b> (ITL) 1751.33	<b>P</b> (PTE) 135.44	<b>NO</b> (NOK) 9.93

1 ECU =			
<b>B</b> (BEF) 40.76	<b>E</b> (ESP) 167.47	<b>L</b> (LUF) 40.76	<b>FIN</b> (FIM) 5.98
<b>DK</b> (DKK) 7.53	<b>F</b> (FRF) 6.62	<b>NL</b> (NLG) 2.23	<b>S</b> (SEK) 8.72
<b>D</b> (DEM) 1.98	<b>IRL</b> (IEP) 0.79	<b>A</b> (ATS) 13.90	<b>UK</b> (GBP) 0.67
<b>EL</b> (GRD) 312.33	<b>I</b> (ITL) 1944.67	<b>P</b> (PTE) 202.11	<b>NO</b> (NOK) 8.16

### Eurostat Data Shop

#### BELGIQUE/BELGIË

Eurostat Data Shop  
Bruxelles/Brussel  
Tel. (32-2) 299 66 66  
Fax (32-2) 295 01 25  
E-mail:  
Piera.Calcinaghi@eurostat.cec.be

#### DANMARK

Danmarks Statistik  
Bibliotek og Information  
Eurostat Data Shop  
Tel. (45) 39 17 30 30  
Fax (45) 39 17 30 03  
E-mail: bb@dst.dk

#### DEUTSCHLAND

STATISTISCHES BUNDESAMT -  
Berlin  
Information Service  
Eurostat Data Shop  
Tel. (49-30) 23 24 64 27/28  
Fax (49-30) 23 24 64 30

#### ESPAÑA

INE  
Eurostat Data Shop  
Tel. (34-1) 583 91 67  
Fax (34-1) 579 71 20  
E-mail: datashop.eurostat@ine.es

#### FRANCE

INSEE Info Service  
Eurostat Data Shop  
Tel. (33-1) 53 17 88 44  
Fax (33-1) 53 17 88 22  
E-mail:  
datashop@dg75iisa.insee.atlas.fr

#### ITALIA — Milano

ISTAT  
Centro di informazione statistica —  
Sede di Milano  
Eurostat Data Shop  
Tel. (39-2) 65 95 133/134  
Fax (39-2) 65 30 75

#### ITALIA — Roma

ISTAT  
Centro di informazione statistica —  
Sede di Roma  
Eurostat Data Shop  
Tel. (39-6) 46 73 31 05/02  
Fax (39-6) 46 73 31 07/01  
E-mail: dipdff@istat.it

#### LUXEMBOURG

Eurostat Data Shop Luxembourg  
BP 453 L - 2014 Luxembourg  
4, rue A. Weicker  
L - 2721 Luxembourg  
Tel. (352) 43 35 22 51  
Fax (352) 43 35 22 221  
E-mail: agnesn@eurostat.datashop.lu

#### NEDERLAND

STATISTICS NETHERLANDS  
Eurostat Data Shop - Library  
Tel. (31-70) 337 49 00  
Fax (31-70) 337 59 84  
E-mail: datashop@cbs.nl

#### SVERIGE

STATISTICS SWEDEN  
Information service  
Eurostat Data Shop  
Tel. (46-8) 783 48 01  
Fax (46-8) 783 48 99  
E-mail: info-service@scb.se

#### UNITED KINGDOM

ONS Sales Office  
Eurostat Data Shop  
Office for national statistics  
Tel. (44-171) 533 5676  
Fax (44-171) 533 5689  
E-mail: gloria.ryan@ons.gov.uk

#### USA

Haver analytics  
Eurostat Data Shop  
Tel. (1-212) 986 9300  
Fax (1-212) 986 5857  
E-mail: eurodata@haver.com

Eurostat homepage: <http://europa.eu.int/eurostat.html>

### Sales offices (EUR-OP)

BELGIQUE/BELGIË — DANMARK — DEUTSCHLAND — GREECE/ELLADA — FRANCE — IRELAND —  
ITALIA — GRAND-DUCHÉ DE LUXEMBOURG — NEDERLAND — OSTERREICH — PORTUGAL —  
SUOMI /FINLAND — SVERIGE — UNITED KINGDOM — ICELAND — NORWAY — SWITZERLAND —  
ČESKÁ REPUBLIKA — CYPRUS — MAGYARORSZÁG — MALTA — POLSKA — TÜRKIYE — BÄLGARIJA —  
HRVATSKA — ROMÂNIA — SLOVAKIA — SLOVENIA — ISRAEL — RUSSIA — AUSTRALIA — CANADA —  
EGYPT — JAPAN — SOUTH AFRICA — UNITED STATES OF AMERICA — MEXICO — KOREAN REPUBLIC

A worldwide list of our sales agents is available from the  
Office for Official Publications of the European Communities  
2 rue Mercier — L-2985 Luxembourg  
tel. (352) 2929-1 — fax. (352) 2929-42658  
Internet address:

[http://eur-op.eu.int/\\_en/general/s-ad.htm](http://eur-op.eu.int/_en/general/s-ad.htm)