



Asylum-seekers

2 □ 1996

Quarterly

ASYLUM-SEEKERS IN EUROPE IN THE FIRST SIX MONTHS OF 1996

This second bulletin on asylum-seeker statistics is a product of the continued collaboration between Eurostat and the Secretariat of the Intergovernmental Consultations on Asylum, Refugee and Migration Policies in Europe, North America and Australia (IGC), initiated with the publication of Statistics in Focus 1996-1 "Asylum-seekers in Europe 1985-95".

This issue provides an overview of the evolution of asylum seeking in Europe during the first six months of 1996 and a comparison with the situation during the first six months of 1995. The focus is on changes within and between the reporting countries and changes in the number of applications coming from Turkey throughout the period 1985-95.

Highlights*

- The total number of asylum applications in the EU member states during the period January-June 1996 was 107 144. This compares with 121 651 for the same period in 1995, representing a fall of 14 507 or around 12%, continuing the trend which began in 1993. The largest percentage drops in individual countries occurred in Italy (63%), Sweden (43%), France (32%) and the United Kingdom (25%).
- Germany remained the country with the largest number of applications, although the decrease in numbers was the fourth largest of the Member States. The overall downward trend that began across the EU in 1993 therefore continued in the first months of 1996.
- The total number of asylum applications in each of the EFTA countries rose slightly. The total increase for EFTA was 451 (around 5%). The USA reported an increase of 12 100 (19%).
- In Germany and Switzerland the number of asylum-seekers remained relatively stable. Significant decreases have occurred in the Netherlands, France and Sweden. The major increase registered in the UK in 1995 stopped in the second quarter of 1996.
- Almost 365 000 asylum applications from Turkey were registered in Europe throughout the period 1985-95 ranking Turkey the third most important sending country in total in Europe and second most important since 1994. Germany received most claims. France and Switzerland were also major receiving countries in the 1980s while the UK was second most important in the 1990s.

* It should be noted that a significant number of Yugoslavs from the Federal Republic of Yugoslavia are under Temporary Protection or other status, and do not always appear in the data on asylum applications. Applicants coming from Bosnia, Croatia and The Former Yugoslav Republic of Macedonia can sometimes be erroneously included in the Federal Republic of Yugoslavia



OFICINA ESTADÍSTICA DE LAS COMUNIDADES EUROPEAS
DE EUROPÆISKE FÆLLESSKABERS STATISTISKE KONTOR
STATISTISCHES AMT DER EUROPÄISCHEN GEMEINSCHAFTEN
ΣΤΑΤΙΣΤΙΚΗ ΥΠΗΡΕΣΙΑ ΤΩΝ ΕΥΡΩΠΑΪΚΩΝ ΚΟΙΝΟΤΗΤΩΝ
STATISTICAL OFFICE OF THE EUROPEAN COMMUNITIES
OFFICE STATISTIQUE DES COMMUNAUTÉS EUROPÉENNES
ISTITUTO STATISTICO DELLE COMUNITÀ EUROPEE
BUREAU VOOR DE STATISTIEK DER EUROPESE GEMEENSCHAPPEN
SERVIÇO DE ESTATÍSTICA DAS COMUNIDADES EUROPEIAS

L-2920 Luxembourg – Tél. 43011 – Télex: Comeur Lu 3423
B-1049 Bruxelles, bâtiment Berlaymont, rue de la Loi 200 (bureau de liaison) – Tél. 235 1111

This quarterly bulletin has been produced by the Population, migration, employment and unemployment unit at Eurostat and the Secretariat of the Inter-governmental Consultations on Asylum, Refugee and Migration Policies in Europe, North America and Australia (IGC). The data presented are collected annually by Eurostat from the EU and EFTA countries and on a monthly and annual basis by IGC from their participating countries.

The Secretariat of the IGC

The Secretariat of the Inter-governmental Consultations on Asylum, Refugee and Migration Policies in Europe, North America and Australia (IGC) arranges meetings, prepares documents, provides statistics and analytical reports to the following fifteen Governments: Australia, Belgium, Canada, Denmark, Finland, France, Germany, Italy, the Netherlands, Norway, Spain, Sweden, Switzerland, the United Kingdom and the United States of America. It is an informal non-decision making forum for information exchange and policy concertation for 10 EU Member States, 2 EFTA (Norway and Switzerland) and 3 Overseas states (Australia, Canada and USA).

For further information please contact:

Mike Bisi (IGC) Tel: (41) 22 979 93 62 Fax: (41) 22 979 90 58
Thomas Mortensen (IGC) Tel: (45) 35 30 80 33 Fax: (45) 35 30 84 80

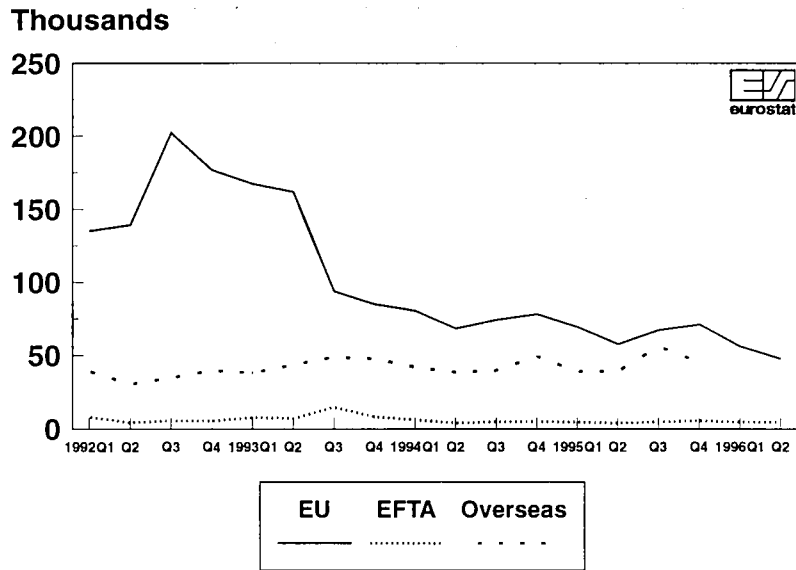
EUROSTAT

Directorate E: Social and regional statistics - Structural plans

For further information please contact:

Thana Chrissanthaki (Eurostat) Tel: (352) 4301-32087 Fax: (352) 4301-34415/34029
Ann Singleton (Eurostat) Tel: (352) 42 31 13 729 Fax: (352) 4301-34415/34029

Figure 1:
Asylum applications by quarter, 1992-1996



Decreases in the EU and increases in the Overseas States in the first six months of 1996

197 000 asylum applications were registered in the 15 EU Member States, Norway, Switzerland, and Australia, Canada and the United States of America, in the first six months of 1996. Of these applications, 107 000 were registered in the EU Member States, almost 9 000 in total for Norway and Switzerland and 80 000 in IGC's Overseas States combined (Australia, Canada and the United States of America, although data for Canada from February onwards and Australia from May onwards are missing).

Data for the 15 EU Member States do not include data for Greece, Ireland, Luxembourg and Portugal. The number of asylum applicants in these countries is very small.

Compared with the overall number of asylum applications for the first half of 1995, there was a slight overall decrease in 1996 (14 000 or 11%) in the number of asylum applications to the EU Member States, Norway and Switzerland. Compared with the second half of 1995 the decrease was more significant (34 000 or 23%). The overall downward trend that started in 1993 thus continued in the first six months of 1996.

Table 1:
Monthly number of asylum applications, 1995-1996



1995	Jan	Feb	Mar	Apr	May	Jun	Total (Jan-Jun)
EUR15	24 904	19 418	22 353	17 543	18 643	18 800	121 651
Belgium	972	1 021	1 113	889	890	804	5 689
Denmark	586	390	370	346	391	360	2 443
Germany ¹	12 139	9 212	10 991	8 500	9 396	9 130	59 368
Greece	:	:	:	:	:	:	:
Spain ¹	457	407	474	347	367	343	2 395
France ²	2 688	1 947	2 282	1 639	1 404	1 615	11 575
Ireland	:	:	:	:	:	:	:
Italy	186	233	228	186	:	:	833
Luxembourg	:	:	:	:	:	:	:
Netherlands	3 022	2 360	2 689	2 036	1 973	2 302	14 382
Austria	:	:	:	:	:	:	:
Portugal	:	:	:	:	:	:	:
Finland	97	68	63	58	73	61	420
Sweden	1 187	750	833	732	689	555	4 746
United Kingdom ¹	3 570	3 030	3 310	2 810	3 450	3 630	19 800
EFTA	1 611	1 452	1 493	1 003	1 347	1 532	8 438
Iceland	:	:	:	:	:	:	:
Norway	138	112	140	92	75	99	656
Switzerland	1 473	1 340	1 353	911	1 272	1 433	7 782
Overseas states	14 758	12 920	11 134	10 296	13 607	15 180	77 895
Australia ¹	374	408	487	378	437	508	2 592
Canada	2 219	1 622	1 961	1 744	1 986	2 080	11 612
USA ¹	12 165	10 890	8 686	8 174	11 184	12 592	63 691
1996	Jan	Feb	Mar	Apr	May	Jun	Total (Jan-Jun)
EUR15	22 092	17 703	18 117	17 377	16 618	15 237	107 144
Belgium	1 024	773	890	985	924	893	5 489
Denmark	449	448	382	296	291	338	2 204
Germany ¹	12 050	9 292	9 121	9 458	9 334	8 234	57 489
Greece	:	:	:	:	:	:	:
Spain ¹	468	402	362	370	405	364	2 371
France ²	1 482	1 211	1 340	1 359	1 221	1 233	7 846
Ireland	:	:	:	:	:	:	:
Italy	80	60	51	41	48	25	305
Luxembourg	:	:	:	:	:	:	:
Netherlands	1 901	1 650	1 646	1 669	1 645	1 514	10 025
Austria	625	542	709	630	535	468	3 509
Portugal	:	:	:	:	:	:	:
Finland	60	76	50	47	70	28	331
Sweden	643	399	421	452	390	410	2 715
United Kingdom ¹	3 310	2 850	3 145	2 070	1 755	1 730	14 860
EFTA	1 487	1 465	1 505	1 421	1 443	1 568	8 889
Iceland	:	:	:	:	:	:	:
Norway	102	88	113	107	90	173	673
Switzerland	1 385	1 377	1 392	1 314	1 353	1 395	8 216
Overseas states	21 820	23 561	12 729	8 222	7 871	6 267	80 470
Australia ¹	652	576	725	467	:	:	2 420
Canada	2 259	:	:	:	:	:	2 259
USA ¹	18 909	22 985	12 004	7 755	7 871	6 267	75 791

¹ Data on asylum applications do not include dependents

² Data do not include minor dependents

Jul	Aug	Sep	Oct	Nov	Dec	Total	1995
19 765	22 252	22 531	24 478	24 531	19 383	261 410	EUR15
797	913	951	1 095	916	1 048	11 409	Belgium
399	457	487	537	418	363	5 104	Denmark
10 223	11 919	12 065	12 389	13 153	10 400	129 517	Germany ¹
:	:	:	:	:	:	:	Greece
315	377	310	376	384	272	4 429	Spain ¹
1 709	1 480	1 465	1 824	1 394	723	20 170	France ²
:	:	:	:	:	:	:	Ireland
:	:	:	:	:	:	1 732	Italy
:	:	:	:	:	:	:	Luxembourg
2 143	2 349	2 423	2 885	2 751	2 325	29 258	Netherlands
:	:	:	:	:	:	5 920	Austria
:	:	:	:	:	:	:	Portugal
60	96	87	64	65	57	849	Finland
704	771	723	713	735	655	9 047	Sweden
3 415	3 890	4 020	4 595	4 715	3 540	43 975	United Kingdom ¹
1 529	1 462	1 659	1 966	2 114	1 336	18 504	EFTA
:	:	:	:	:	:	:	Iceland
133	143	167	136	121	104	1 460	Norway
1 396	1 319	1 492	1 830	1 993	1 232	17 044	Switzerland
17 629	20 893	17 463	16 109	14 159	14 790	178 938	Overseas states
439	436	496	439	419	430	5 251	Australia ¹
2 111	2 585	2 557	2 515	2 305	2 132	25 817	Canada
15 079	17 872	14 410	13 155	11 435	12 228	147 870	USA ¹

The main receiving countries were Germany, France, UK and Netherlands

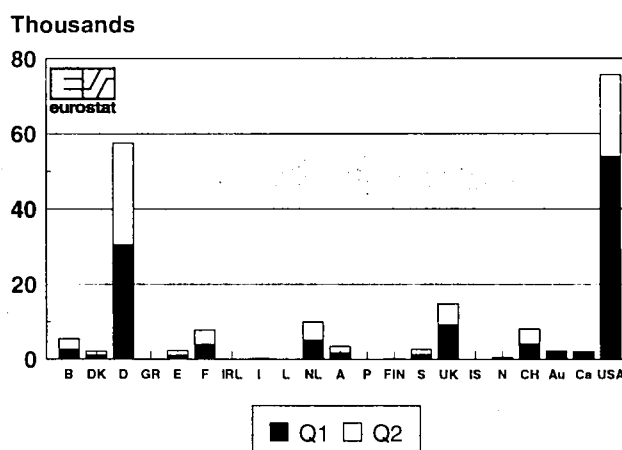
Compared with 1995, the relative position of the three main receiving countries in the EU remained unchanged.

The number of asylum applications to Germany was some 57 000 in the first six months of 1996, half of all applications registered in the EU. The relatively stable number of claims in Germany in the first six

months combined with the overall downward trend in Europe mainly caused by significant decreases in France, the Netherlands, Sweden and the United Kingdom, increased Germany's share slightly from 46% in 1995 to 55% in the first two quarters of 1996 of all asylum claims in the EU.

In the first six months of 1996, the UK was the recipient of the second largest number of claims in the EU with a total of some 15 000. The Netherlands received the third largest number, some 10 000.

Figure 2:
Asylum applications in the first six months of 1996



Special section: Turkey

Turkey ranks third largest sending country to Europe in 1985-95

In the following paragraphs the focus is on asylum applicants coming from Turkey during the period 1985-95. Turkey became the third most important sending country for asylum-seekers to Europe during the period 1985-95, with former Yugoslavia ranking first and Romania second. Since 1994 Turkey has replaced Romania as the second most important citizenship claiming asylum in Europe. Whereas applications from both the former Yugoslavia and Romania were concentrated in the 1990s, the number of asylum-seekers coming from Turkey continued to be of major importance throughout the period 1985-95.

From 1985-1995, almost 365 000 asylum applications from Turkey were registered in the 15 EU Member States, Norway and Switzerland (Figure 3). Of these applications, some 310 000 were registered in the EU Member States and some 50 000 in total for Norway and Switzerland. The overall trend can be divided into three periods. The number of claims rose between 1988 and 89, when they reached a peak of 55 000. From 1990 to 1993 an overall decrease of claims from Turkey was registered in Europe bringing the total down to some 25 000 in 1993. Since 1994 European countries have witnessed an increase in the number of asylum-seekers bringing the total up to almost 35 000 in 1995.

Major EU-wide trends are dominated by changes in Germany, France and Switzerland

With a total of some 200 000 asylum applications registered for the whole period of 1985-95, Germany stands out as the recipient of the largest number of claims, accounting for more than half of all asylum applications in Europe in the 1980s and rising to a predominant position with a share of over 70% in the

1990s. As can be seen in Figure 4, changes in the number of asylum applications coming from Turkey to Europe were essentially associated with the changes in Germany.

There were some important exceptions to the above pattern which can be summarised as follows: although Germany experienced a slight increase in applications from Turkey, it should be noted that the sudden rise in the number of asylum-seekers registered in the late 1980s can mainly be associated with the significant increases to France and Switzerland, accounting altogether for nearly half of all applications from Turkey to Europe in 1989. However, in the following years the number of claims in France and Switzerland dropped considerably and both countries went from being major to minor receiving countries in Europe as regards applications from Turkey. In 1995, their share was down to almost 10% combined. Figure 4 also shows that France and Switzerland remained the second and third major recipient countries up to 1991.

Finally, major increases up to 1989 were also noted for asylum applications registered in Austria and the UK. The rise in the number of claims to Austria dropped in the beginning of the 1990s, and has remained at a low level since then whereas the number of claims to the UK remained stable throughout the 1990s and thus became the second most important receiving country in Europe as from 1992. However, compared with the position of France and Switzerland in the 1980s, in the 1990s the UK played a minor role as the second most important receiving country, accounting for some 5% of all applications from Turkey to Europe.

Figure 3:
Asylum applications from Turkey

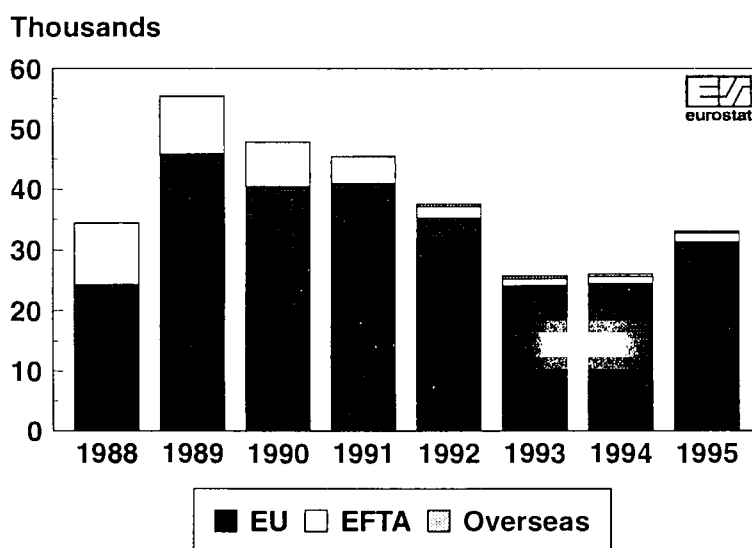
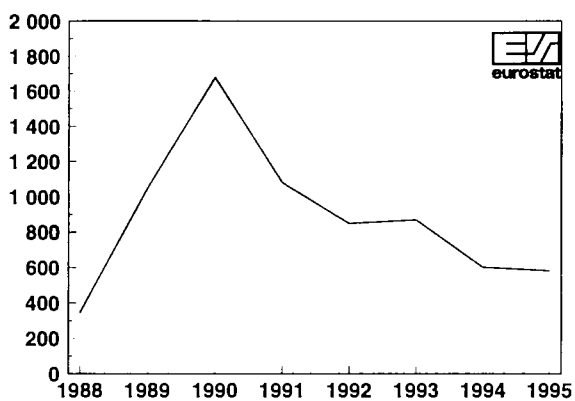
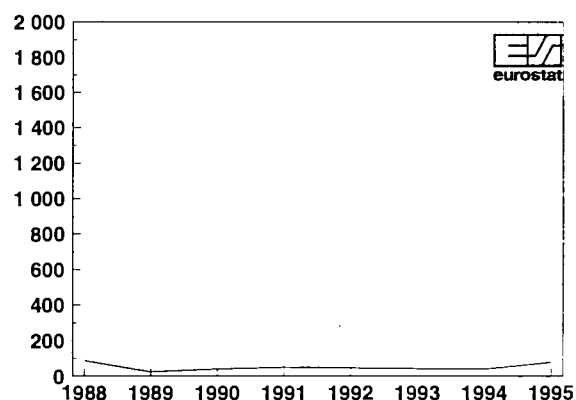


Figure 4:
Major receiving countries, applications from Turks, 1988-1995

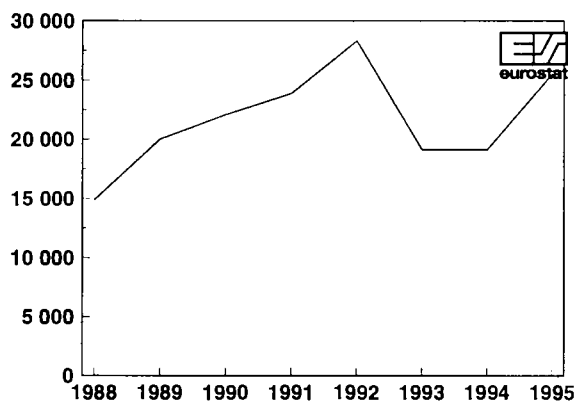
Belgium



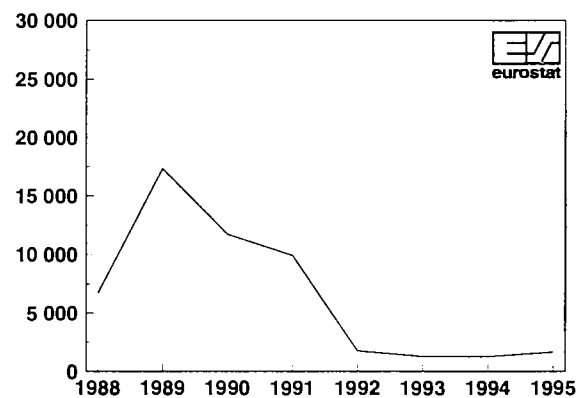
Denmark



Germany



France



Netherlands

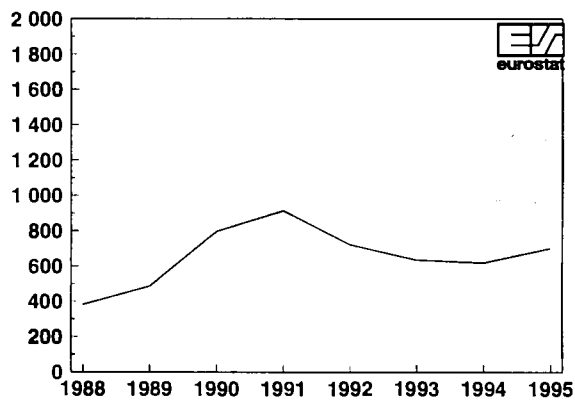
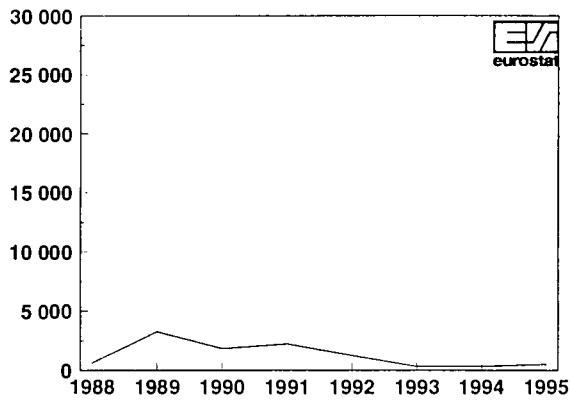
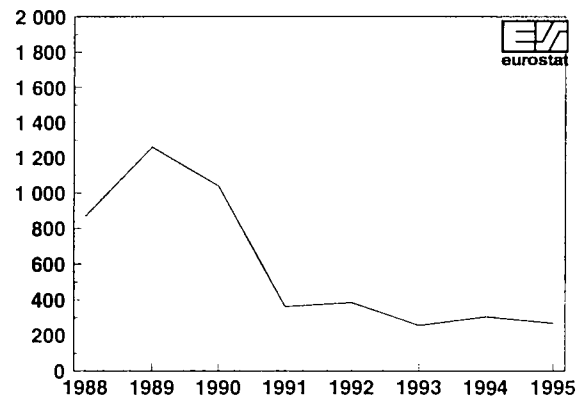


Figure 4:
Major receiving countries, applications from Turks, 1988-1995

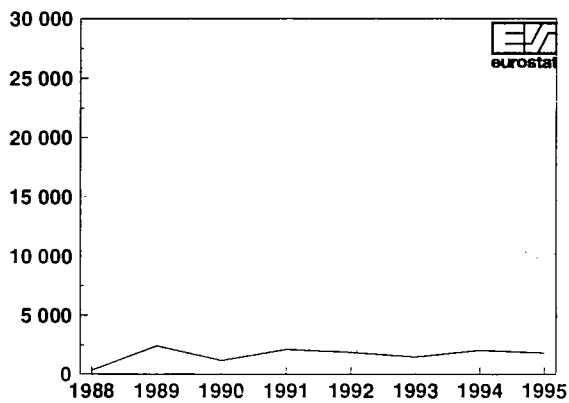
Austria



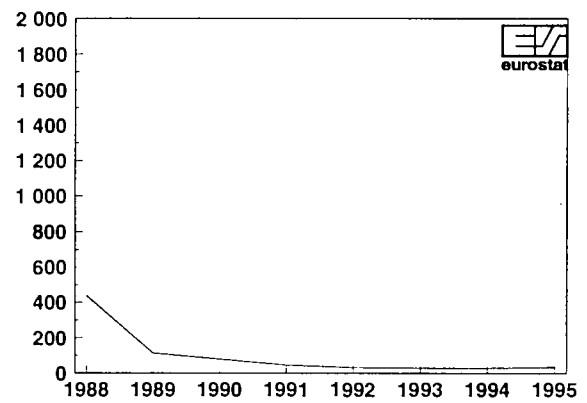
Sweden



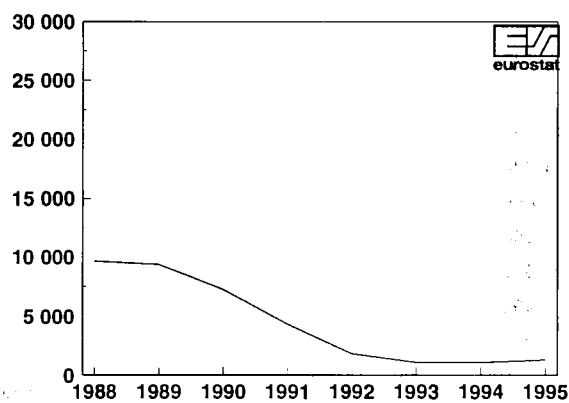
United Kingdom



Norway



Switzerland



For further information

Eurostat

Migration Statistics 1995

Asylum-seekers and refugees, a statistical report; Volume 1, EU Member States, 1994

Asylum-seekers and refugees, a statistical report; Volume 2, EFTA countries, 1994

Statistics in Focus "Population and Social Conditions":

1994-7 Non-nationals form over four percent of total population in the European Union

1995-3 International migration flows in selected EU countries - 1992

1995-11 Acquisition of citizenship by naturalisation in the European Union - 1993

1996-1 Asylum-seekers in Europe 1985-1995

IGC

Summary Description of Asylum Procedures in States in Europe, North America and Australia, October 1995 (Blue Book)

Report on Temporary Protection in States in Europe, North America and Australia, August 1995 (Purple Book)

Illegal Aliens: A Preliminary Study, June 1995 (Red book)

Definitions, abbreviations and symbols:

For more information on definitions: see Eurostat's publications on Asylum-seekers and IGC's Blue Book

EUR 15: Belgium (B), Denmark (DK), Germany (D), Greece (GR), Spain (E), France (FR), Ireland (IRL), Italy (I), Luxembourg (L), Netherlands (NL), Austria (A), Portugal (P), Finland (FIN), Sweden (S) and United Kingdom (UK).

EFTA countries: Iceland (IS), Liechtenstein (FL), Norway (N) and Switzerland (CH).

Overseas states: Australia, Canada and USA.

: No further breakdown available

- Zero

p Provisional figures

* Estimates

BELGIQUE / BELGIË

**Moniteur belge/
Belgisch Staatsblad**
Rue de Louvain 42/Leuvenseweg 42
B-1000 Bruxelles/B-1000 Brussel
Tél. (02) 512 00 26
Fax (02) 511 01 84

Jean De Lannoy
Avenue du Roi 202/Koningslaan 202
B-1060 Bruxelles/B-1060 Brussel
Tél. (02) 538 51 69
Fax (02) 538 08 41

Autres distributeurs/
Overige verkooppunten:

**Librairie européenne/
Europese boekhandel**
Rue de la Loi 244/Wetstraat 244
B-1040 Bruxelles/B-1040 Brussel
Tél. (02) 231 04 35
Fax (02) 735 08 60

Document delivery:

Credoc
Rue de la Montagne 34/Bergstraat 34
Boite 11/Bus 11
B-1000 Bruxelles/B-1000 Brussel
Tél. (02) 511 69 41
Fax (02) 513 31 95

DANMARK

J. H. Schultz Information A/S
Herstedvang 10-12
DK-2620 Albertslund
Tlf. 43 63 23 00
Fax (Sales) 43 63 19 69
Fax (Management) 43 63 19 49

DEUTSCHLAND

Bundesanzeiger Verlag
Postfach 10 05 34
D-50445 Köln
Tel. (02 21) 20 29-0
Fax (02 21) 2 02 92 78

GREECE/ΕΛΛΑΔΑ

G.C. Eleftheroudakis SA
International Bookstore
Nikis Street 4
GR-10563 Athens
Tel. (01) 322 63 23
Fax 323 98 21

ESPAÑA

Mundi-Prensa Libros, SA
Castelló, 37
E-28001 Madrid
Tel. (91) 431 33 99 (Libros)
431 32 22 (Suscripciones)
435 36 37 (Dirección)
Fax (91) 575 39 98

Boletín Oficial del Estado

Trafalgar, 27-29
E-28071 Madrid
Tel. (91) 538 22 95
Fax (91) 538 23 49

Sucursal:

Librería Internacional AEDOS
Consejo de Ciento, 391
E-08009 Barcelona
Tel. (93) 488 34 92
Fax (93) 487 76 59

**Librería de la Generalitat
de Catalunya**

Rambla dels Estudis, 118 (Palau Moja)
E-08002 Barcelona
Tel. (93) 302 68 35
Tel. (93) 302 64 62
Fax (93) 302 12 99

FRANCE

**Journal officiel
Service des publications
des Communautés européennes**
26, rue Desaix
F-75727 Paris Cedex 15
Tél. (1) 40 58 77 01/31
Fax (1) 40 58 77 00

IRELAND

Government Supplies Agency
4-5 Harcourt Road
Dublin 2
Tel. (1) 66 13 111
Fax (1) 47 52 760

ITALIA

Licosa SpA
Via Duca di Calabria 1/1
Casella postale 552
I-50125 Firenze
Tel. (055) 64 54 15
Fax 64 12 57

GRAND-DUCHÉ DE LUXEMBOURG

Messageries du livre
5, rue Raiffeisen
L-2411 Luxembourg
Tél. 40 10 20
Fax 49 06 61

NEDERLAND

SDU Servicecentrum Uitgeverijen
Postbus 20014
2500 EA 's-Gravenhage
Tel. (070) 37 89 880
Fax (070) 37 89 783

ÖSTERREICH

**Manz'sche Verlags-
und Universitätsbuchhandlung**
Kohlmarkt 16
A-1014 Wien
Tel. (1) 531 610
Fax (1) 531 61-181

Document delivery:

Wirtschaftskammer
Wiedner Hauptstraße
A-1045 Wien
Tel. (0222) 50105-4356
Fax (0222) 50206-297

PORTUGAL

Imprensa Nacional — Casa da Moeda, EP
Rua Marquês Sá da Bandeira, 16-A
P-1099 Lisboa Codex
Tel. (01) 353 03 99
Fax (01) 353 02 94/384 01 32

**Distribuidora de Livros
Bertrand, Ld.^a**

Grupo Bertrand, SA
Rua das Terras dos Vales, 4-A
Apartado 37
P-2700 Amadora Codex
Tel. (01) 49 59 050
Fax 49 60 255

SUOMI/FINLAND

Akateeminen Kirjakauppa
Akademiska Bokhandeln
Pohjoisesplanadi 39 / Norra esplanaden 39
PL / PB 128
FIN-00101 Helsinki / Helsingfors
Tel. (90) 121 4322
Fax (90) 121 44 35

SVERIGE

BTJ AB
Traktorvägen 11
Box 200
S-221 00 Lund
Tel. (046) 18 00 00
Fax (046) 18 01 25

UNITED KINGDOM

HMSO Books (Agency section)
HMSO Publications Centre
51 Nine Elms Lane
London SW8 5DR
Tel. (0171) 873 9090
Fax (0171) 873 8463

ICELAND

**BOKABUD
LARUSAR BLÖNDAL**
Skólavörðustíg, 2
IS-101 Reykjavík
Tel. 551 56 50
Fax 552 55 60

NORGE

NIC Info a/s
Boks 6512 Etterstad
0606 Oslo
Tel. (22) 57 33 34
Fax (22) 68 19 01

SCHWEIZ/SUISSE/SVIZZERA

OSEC
Stampfenbachstraße 85
CH-8035 Zürich
Tel. (01) 365 54 49
Fax (01) 365 54 11

BÄLGARIJA

Europress Klassika BK Ltd
66, bd Vitosha
BG-1463 Sofia
Tel./Fax (2) 52 74 75

ČESKÁ REPUBLIKA

NIS ČR

Havelkova 22
CZ-130 00 Praha 3
Tel./Fax (2) 24 22 94 33

HRVATSKA

Mediatrade
P. Hatza 1
HR-4100 Zagreb
Tel./Fax (041) 43 03 92

MAGYARORSZÁG

Euro-Info-Service
Euro pá Ház
Margitsziget
H-1138 Budapest
Tel./Fax (1) 111 60 61, (1) 111 62 16

POLSKA

Business Foundation
ul. Krucza 38/42
PL-00-512 Warszawa
Tel. (2) 621 99 93, 628 28 82
International Fax&Phone (0-39) 12 00 77

ROMÂNIA

Euromedia
65, Strada Dionisie Lupu
RO-70184 Bucuresti
Tel./Fax 1-31 29 646

RUSSIA

CCEC
9.60-letiya Oktyabrya Avenue
117312 Moscow
Tel./Fax (095) 135 52 27

SLOVAKIA

**Slovak Technical
Library**
Nám. slobody 19
SLO-812 23 Bratislava 1
Tel. (7) 52 204 52
Fax (7) 52 957 85

CYPRUS

**Cyprus Chamber of Commerce
and Industry**
Chamber Building
38 Grivas Dhigenis Ave
3 Deligiorgis Street
PO Box 1455
Nicosia
Tel. (2) 44 95 00, 46 23 12
Fax (2) 36 10 44

MALTA

Miller Distributors Ltd
PO Box 25
Malta International Airport LQA 05 Malta
Tel. 66 44 88
Fax 67 67 99

TÜRKIYE

Pres AS
Dünya Infotel
TR-80050 Tünel-Istanbul
Tel. (1) 251 91 90/251 96 96
Fax (1) 251 91 97

ISRAEL

Roy International
17, Shimon Hatarssi Street
P.O.B. 13056
61130 Tel Aviv
Tel. (3) 546 14 23
Fax (3) 546 14 42

Sub-agent for the Palestinian Authority:

INDEX Information Services
PO Box 19502
Jerusalem
Tel. (2) 27 16 34
Fax (2) 27 12 19

**EGYPT/
MIDDLE EAST**

Middle East Observer
41 Sherif St.
Cairo
Tel/Fax (2) 393 97 32

**UNITED STATES OF AMERICA/
CANADA**

UNIPUB

4611-F Assembly Drive
Lanham, MD 20706-4391
Tel. Toll Free (800) 274 48 88
Fax (301) 459 00 56

CANADA

Subscriptions only
Uniquement abonnements

Renouf Publishing Co. Ltd

1294 Algoma Road
Ottawa, Ontario K1B 3W8
Tel. (613) 741 43 33
Fax (613) 741 54 39

AUSTRALIA

Hunter Publications

58A Gipps Street
Collingwood
Victoria 3066
Tel. (3) 9417 53 61
Fax (3) 9419 71 54

JAPAN

Procurement Services Int. (PSI-Japan)

Kyoku Dome Postal Code 102
Tokyo Kojimachi Post Office
Tel. (03) 32 34 69 21
Fax (03) 32 34 69 15

Sub-agent:

**Kinokuniya Company Ltd
Journal Department**

PO Box 55 Chitose
Tokyo 156
Tel. (03) 34 39-0124

SOUTH and EAST ASIA

Legal Library Services Ltd

Orchard
PO Box 0523
Singapore 9123
Tel. 243 24 98
Fax 243 24 79

SOUTH AFRICA

Safto

5th Floor, Export House
Cnr Maude & West Streets
Sandton 2146
Tel. (011) 883-3737
Fax (011) 883-6569

**ANDERE LÄNDER
OTHER COUNTRIES
AUTRES PAYS**

**Office des publications officielles
des Communautés européennes**

2, rue Mercier
L-2985 Luxembourg
Tél. 29 29-1
Télex PUBOF LU 1324 b
Fax 48 85 73, 48 68 17

Price (excl. VAT) in Luxembourg: Single copy ECU 6 • Subscription ECU 240



OFICINA DE PUBLICACIONES OFICIALES DE LAS COMUNIDADES EUROPEAS
KONTORET FOR DE EUROPÆISKE FÆLLESSKABERS OFFICIELLE PUBLIKATIONER
AMT FÜR AMTLICHE VERÖFFENTLICHUNGEN DER EUROPÄISCHEN GEMEINSCHAFTEN
ΥΠΗΡΕΣΙΑ ΕΠΙΣΗΜΩΝ ΕΚΔΟΣΕΩΝ ΤΩΝ ΕΥΡΩΠΑΪΚΩΝ ΚΟΙΝΟΤΗΤΩΝ
OFFICE FOR OFFICIAL PUBLICATIONS OF THE EUROPEAN COMMUNITIES
OFFICE DES PUBLICATIONS OFFICIELLES DES COMMUNAUTÉS EUROPÉENNES
UFFICIO DELLE PUBBLICAZIONI UFFICIALI DELLE COMUNITÀ EUROPEE
BUREAU VOOR OFFICIËLE PUBLIKATIES DER EUROPESE GEMEENSCHAPPEN
SERVIÇO DAS PUBLICAÇÕES OFICIAIS DAS COMUNIDADES EUROPEIAS

L - 2985 Luxembourg

Catalogue number: CA-DG-96-002-EN-C