



Theme 3
Population and social conditions
Series B
Short-term statistics



Asylum-seekers

1 1998

Quarterly

246 000 ASYLUM SEEKERS IN EUROPE IN 1996

This issue provides an overview of the evolution of asylum applications in Europe in 1996. The focus is on changes in major groups of applicants to the 15 European Union Member States, the EFTA countries and the IGC "Overseas States" (Australia, Canada and the United States of America). In addition, this issue presents, for the first time, monthly citizenship from a new database on asylum applications in IGC participant States since 1992.

Highlights*

- The overall downward trend in the number of asylum applications that began in 1993 continued in 1996, but was less pronounced.
- In 1996, the total number of asylum applications in the 15 EU Member States, Norway and Switzerland decreased by around 46 000 from some 292 000 in 1995 to some 246 000 in 1996, an overall decrease of 16%. The overall decrease in 1996 in Europe is mostly due to fewer asylum applications from Bosnia-Herzegovina and the Federal Republic of Yugoslavia. As regards the IGC Overseas States, the total number of asylum applications is down from 181 000 to 158 000, a decrease of 13%.
- Among receiving countries, major decreases from 1995 to 1996 occurred in France, Germany, the Netherlands, Sweden and the UK.
- Small increases from 1995 to 1996 occurred in Austria, Belgium, Denmark, Norway and Switzerland.
- Half of all asylum applications were registered in Germany, as was the case during the preceding four years.
- The Federal Republic of Yugoslavia and Turkey continued to dominate asylum applications in Europe in 1996.

This bulletin on asylum-seeker statistics for 1998 is a product of the continued collaboration between Eurostat and the Secretariat of the Inter-governmental Consultations on Asylum, Refugee and Migration Policies in Europe, North America and Australia (IGC), initiated with the publication of Statistics in Focus 1996-1 "Asylum-seekers in Europe 1985-95".

* It is not possible to harmonise the data on applications from Yugoslavs and the citizens of former Yugoslav Republics because of the different and overlapping categories used by reporting countries. Caution should be exercised when using these data.

STATISTICAL OFFICE OF THE EUROPEAN COMMUNITIES

L-2920 Luxembourg — Tél. 4301-1 — Télex COMEUR LU 3423
B-1049 Bruxelles, rue de la Loi 200 — Tél. 299 11 11

This quarterly bulletin has been produced by the "Regional Indicators and Accounts, Population and Geographical Information System Unit" at Eurostat and the Secretariat of the Inter-governmental Consultations on Asylum, Refugee and Migration Policies in Europe, North America and Australia (IGC). The data presented are collected annually by Eurostat from the EU and EFTA countries and on a monthly and annual basis by IGC from their participating countries. Besides regular extractions from the database, this Bulletin tries to present a summary analysis of the principle patterns and trends in asylum seeking in the EU and EFTA countries and in the Member States of the IGC. The current issue addresses the question of asylum seeking by citizens of Iraq, Sri Lanka and Somalia.

The Secretariat of the IGC

The Secretariat of the Inter-governmental Consultations on Asylum, Refugee and Migration Policies in Europe, North America and Australia (IGC) arranges meetings, prepares documents, provides statistics and analytical reports to the following governments: Australia, Belgium, Canada, Denmark, Finland, Germany, Italy, the Netherlands, Norway, Spain, Sweden, Switzerland, the United Kingdom and the United States of America. It is an informal non-decision making forum for information exchange and policy concertation for 9 EU Member States, 2 EFTA (Norway and Switzerland) and 3 Overseas states (Australia, Canada and USA).

For further information please contact:

Mike Bisi (IGC) Tel: (41) 22 979 93 62 Fax: (41) 22 979 90 58

EUROSTAT

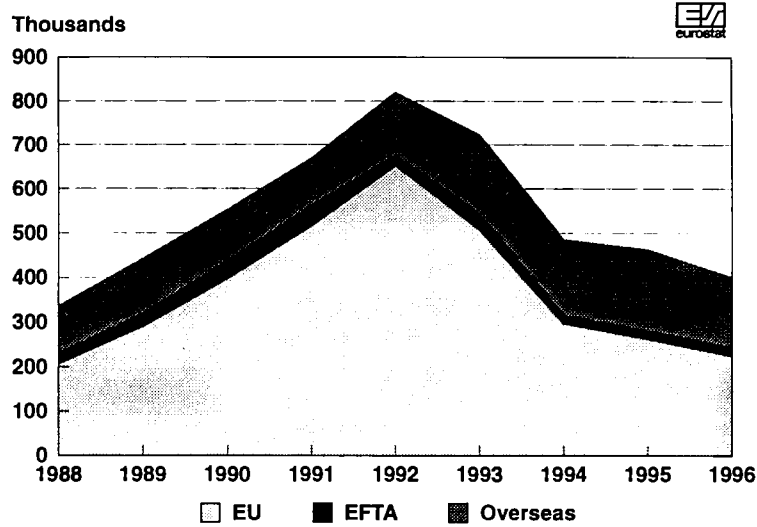
Directorate E: Social Statistics, Regional and Geographic Information

For further information please contact:

Thana Chrissanthaki (Eurostat) Tel: (352) 4301-32087 Fax: (352) 4301-34029

This publication has been produced by Ann Singleton, June Bowman and Mike Bisi.

Figure 1:
Asylum applications, 1988-1996



The number of asylum applications in Europe in 1996 is back to the 1988 level

The overall number of asylum applications registered in Europe in 1996 was back the level of 1988. From 1988 to 1992, there had been a steady upward trend which was then succeeded by an overall downward trend, starting during 1992-1993 and continuing in 1996. This downward trend became less pronounced in 1995 and again in 1996. This was the case both in the EU Member States and in the EFTA countries. In Denmark, Germany and Switzerland the number of asylum applications in 1996 was the same as the level in 1988. A different picture

emerged in the UK, the Netherlands and Belgium where the level in 1996 was higher than in 1988. In contrast France, Norway and Sweden all experienced a lower level.

Main receiving countries in 1988 and 1996

Germany stood out, in both 1988 and in 1996, as the recipient of almost half of all asylum claims in Europe. During the peak in 1992 the German share of the total reached more than 60%. While France and Sweden played a significant role before the asylum peak in Europe, these countries were replaced by the UK in 1992 and by the Netherlands in 1996.

Figure 2:
Main receiving countries in 1988, 1992 and 1996 as a percentage of total applications in Europe

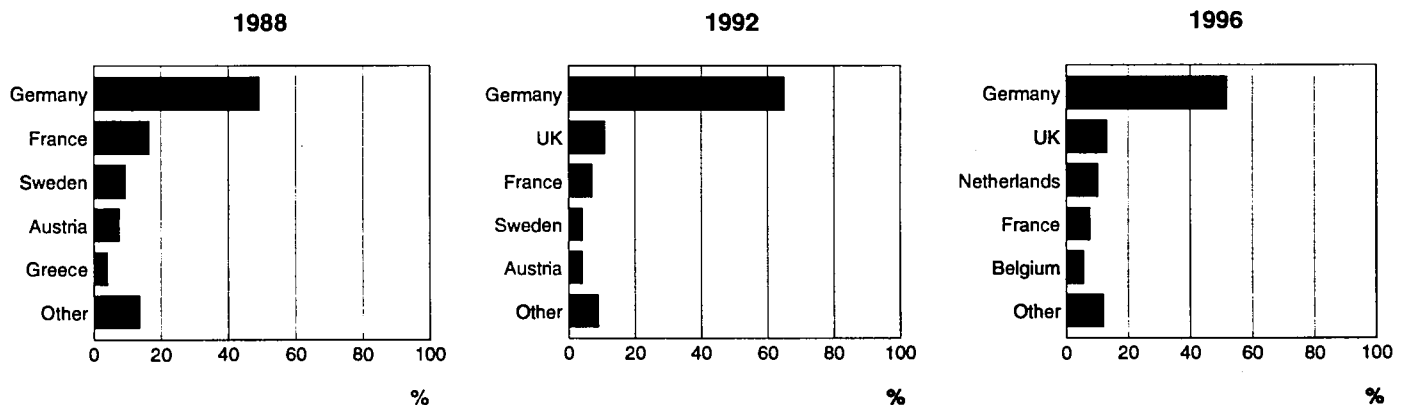


Table 1:
Monthly asylum applications, 1996



	January	February	March	April	May	June	Total (Jan.-June)	July
EU-15	22 252	17 876	18 229	17 567	16 873	15 514	108 311	18 846
Belgium	1 047	787	917	988	951	918	5 608	1 071
Denmark	449	449	377	295	290	340	2 200	581
Germany ¹	12 050	9 292	9 121	9 458	9 334	8 234	57 489	9 511
Greece	90	133	49	142	142	159	715	100
Spain ¹	468	402	362	381	417	372	2 402	470
France ²	1 482	1 211	1 340	1 359	1 245	1 237	7 874	1 505
Ireland	:	:	:	:	:	:	:	:
Italy	83	59	51	43	48	32	316	34
Luxembourg	18	10	10	15	22	23	98	19
Netherlands	1 901	1 650	1 646	1 669	1 645	1 514	10 025	1 867
Austria	624	542	709	629	535	468	3 507	546
Portugal	24	15	29	16	30	48	162	13
Finland	61	76	53	52	70	29	341	74
Sweden	643	399	421	452	390	410	2 715	541
United Kingdom ¹	3 312	2 851	3 144	2 068	1 754	1 730	14 859	2 514
EFTA	1 496	1 463	1 467	1 421	1 443	1 568	8 858	1 497
Iceland	:	:	:	:	:	:	:	:
Norway	103	87	113	107	90	173	673	124
Switzerland	1 393	1 376	1 354	1 314	1 353	1 395	8 185	1 373
Overseas States	21 895	25 601	14 940	11 123	10 862	8 512	92 933	9 728
Australia ¹	662	591	752	787	758	777	4 327	786
Canada	2 324	2 025	2 184	2 581	2 233	1 468	12 815	2 051
USA ¹	18 909	22 985	12 004	7 755	7 871	6 267	75 791	6 891

¹ Data on asylum applications do not include dependents

² Data do not include minor dependents

Decreases in both the EU and the Overseas States in 1996 as compared to 1995

404 000 asylum applications were registered in the 15 EU Member States, Norway, Switzerland, and Australia, Canada and the United States of America in 1996. Of these applications, 226 000 were registered in the EU Member States, 20 000 in total for Norway and Switzerland and almost 158 000 in IGC's Overseas States combined (Australia, Canada and the United States of America).

More specifically, concerning the 15 EU Member States, Norway and Switzerland the total number of asylum applications was down from some 292 000 in 1995 to some 246 000 in 1996, a decrease of 16%, reaching the lowest level observed since the first collection year 1988. Moreover, as regards the Overseas States the total number of asylum applications was down from around 181 000 to 158 000 in 1996,

a decrease of 13%.

Only 3 countries in EU 15 registered an increase in 1996

3 EU Member States witnessed an increase in 1996.

8 EU Member States followed the overall downward trend in 1996.

Significant decreases occurred in France (-3 000 or 16%), the Netherlands (-6 400 or 22%), Sweden (-3 300 or 36%) and the UK (-25 000 or 46%). Slight increases were seen in Austria (+1 000 or 18%), Belgium (+1 000 or 9%) and Denmark (+800 or 15%).

The distribution of the total number of asylum applications broken down on a quarterly basis in 1996 shows - as in 1995 - that the lowest levels were registered in the 2nd quarter of the year and the highest in the 4th quarter of the year.

Table 1:
Monthly asylum applications, 1996

August	September	Total (Jan.- Sept.)	October	November	December	Total 96	Total 95	
18 324	20 131	165 612	22 641	20 106	17 985	226 344	273 937	EU-15
1 063	1 122	8 864	1 199	1 119	1 230	12 412	11 409	Belgium
699	616	4 096	644	588	565	5 893	5 104	Denmark
9 548	10 742	87 290	11 677	10 230	8 136	117 333	129 517	Germany ¹
86	82	983	213	179	260	1 635	:	Greece
439	325	3 636	442	424	228	4 730	5 678	Spain ¹
1 325	1 431	12 135	1 928	1 698	1 392	17 153	20 415	France ²
:	:	:	:	:	:	:	:	Ireland
69	69	488	82	54	57	681	1 752	Italy
24	30	171	27	28	37	263	:	Luxembourg
1 837	2 163	15 892	2 339	2 267	2 359	22 857	29 258	Netherlands
565	754	5 372	658	461	500	6 991	5 920	Austria
7	19	201	16	23	29	269	:	Portugal
62	84	561	38	65	47	711	849	Finland
461	508	4 225	568	521	460	5 774	9 047	Sweden
2 139	2 186	21 698	2 810	2 449	2 685	29 642	54 988	United Kingdom ¹
1 622	1 825	13 802	2 103	1 914	1 895	19 714	18 481	EFTA
:	:	:	:	:	:	:	:	Iceland
140	219	1 156	152	220	250	1 778	1 460	Norway
1 482	1 606	12 646	1 951	1 694	1 645	17 936	17 021	Switzerland
9 876	9 153	121 690	10 786	10 144	15 080	157 700	181 243	Overseas States
801	900	6 814	1 086	889	981	9 770	7 556	Australia ¹
2 090	2 353	19 309	2 184	1 947	1 847	25 287	25 817	Canada
6 985	5 900	95 567	7 516	7 308	12 252	122 643	147 870	USA ¹

Turkey and the Federal Republic of Yugoslavia are the main sending countries in 1996

Turks were the most important citizenship group claiming asylum in Europe in 1996. Yugoslavs (including Bosnians) were in second position and Iraq was the third most important sending country. Compared with 1995, Iraq saw a significant increase in 1996. The rise in the number of asylum claims from Iraq occurred alongside a major decrease of asylum claims from Bosnia-Herzegovina. This was the result mainly of fewer applications being registered in the Netherlands and Switzerland.

Although the number of asylum applications in Europe has returned to the level of 1988 not all the sending countries are the same. The Federal Republic of Yugoslavia and Turkey remain major sending countries. However, Central European Countries - mainly Poland and

Bulgaria - are no longer major sending countries (Fig.3).

Major changes in 1996 can be attributed to developments in Germany

The decrease in the number of asylum applications registered in 1996 from the Federal Republic of Yugoslavia mainly reflected a decrease in applications in Germany.

Germany was the recipient of the largest number of asylum claims from eight of ten main sending countries. Only France received more claims from Romania and the UK and Denmark received more claims from Somalia. Germany's share of claims from Turkey was 82% of all such claims registered in the EU.

Table 2:
Major sending countries: applications to EU-15, 1996



Citizenship	EU-15	B	DK	D	EL	E	F	IRL	I
Total	226 344	12 412	5 893	117 333	1 635	4 730	17 153	:	681
Turkey	29 143	712	139	23 932	271	20	1 165	:	17
Former Yugoslavia	25 285	1 789	359	19 019	52	9	701	:	15
of which:									
Bosnia-Herzegovina	5 028	832	309	1 943	-	65	149	:	-
Iraq	22 389	225	692	11 233	1 037	200	274	:	151
Former USSR	17 026	1 770	323	10 590	4	369	543	:	41
Afghanistan	10 824	101	239	5 711	17	29	87	:	22
Sri Lanka	9 518	98	298	5 013	16	16	1 169	:	1
Iran	9 303	116	200	4 803	177	621	142	:	39
Romania	7 825	758	31	1 476	2	869	3 939	:	10
Somalia	6 985	79	1 750	1 127	6	40	86	:	10
Zaire	6 263	844	16	2 992	6	71	1 060	:	46
Pakistan	6 169	305	172	2 622	5	105	490	:	6
India	6 016	183	21	2 807	-	12	496	:	1
Nigeria	5 904	195	39	1 694	1	276	125	:	7
China	3 954	18	35	1 136	:	22	1 438	:	-
Algeria	3 714	224	43	1 456	1	108	628	:	29
Liberia	2 723	354	5	908	3	386	76	:	7
Syria	2 688	83	30	1 871	3	7	29	:	3
Bangladesh	2 328	41	16	948	2	45	361	:	-
Bulgaria	2 240	608	18	995	:	42	184	:	4
Sudan	1 972	101	9	780	3	10	73	:	35
Vietnam	1 797	9	124	1 145	:	2	387	:	1
Ethiopia	1 777	36	11	1 290	:	6	22	:	75
Angola	1 754	114	4	512	:	31	229	:	24
Rest of the World	38 747	3 649	1 319	13 273	29	1 434	3 449	:	137

Figure 3:
Main sending countries in 1988, 1992 and 1996 as a percentage of total applications in Europe

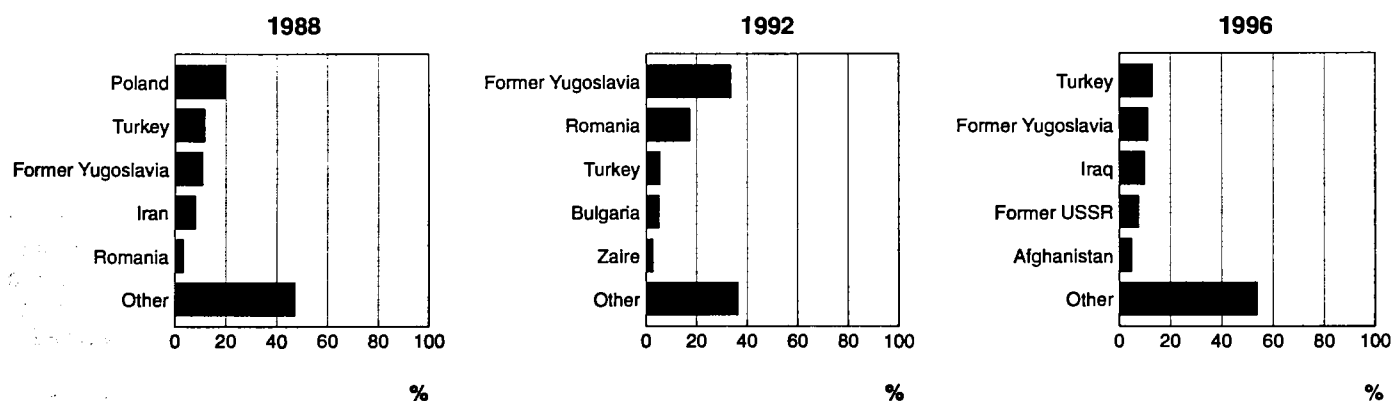
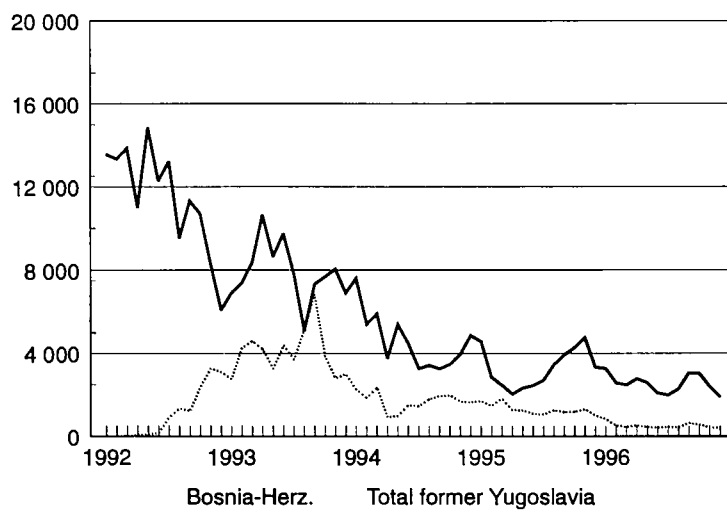


Table 2:
Major sending countries: applications to EU-15, 1996

L	NL	A	P	FIN	S	UK	EU-15	Citizenship
263	22 857	6 991	269	711	5 774	29 642	226 344	Total
7	692	477	1	30	186	1 494	29 143	Turkey
151	797	1 025	-	47	635	686	25 285	Former Yugoslavia
								of which:
6	984	220	8	4	263	245	5 028	Bosnia-Herzegovina
8	4 378	1 585	11	72	1 557	966	22 389	Iraq
24	1 665	124	31	108	322	1 112	17 026	Former USSR
-	3 019	766	1	11	148	673	10 824	Afghanistan
-	1 483	49	-	37	-	1 338	9 518	Sri Lanka
7	1 521	656	-	37	401	583	9 303	Iran
8	130	50	42	-	53	457	7 825	Romania
-	1 461	72	1	140	432	1 781	6 985	Somalia
8	435	62	28	13	-	682	6 263	Zaire
-	258	270	12	10	-	1 914	6 169	Pakistan
-	69	201	7	1	-	2 218	6 016	India
1	490	157	8	10	-	2 901	5 904	Nigeria
-	468	18	-	-	-	819	3 954	China
10	442	39	4	14	-	716	3 714	Algeria
-	635	18	-	3	-	328	2 723	Liberia
-	306	215	-	4	102	35	2 688	Syria
-	87	141	3	8	32	644	2 328	Bangladesh
2	56	25	-	3	-	303	2 240	Bulgaria
-	658	22	-	3	-	278	1 972	Sudan
-	59	59	2	-	-	9	1 797	Vietnam
-	108	17	1	8	-	203	1 777	Ethiopia
-	422	12	6	16	-	384	1 754	Angola
37	3 218	931	111	136	1 906	9 118	38 747	Rest of the World



Figure 4:
Total asylum applications in Europe from Bosnia-Herz. and former Yugoslavia 1992-1996



SPECIAL SECTION Monthly asylum applications from Iraq, Sri Lanka and Somalia, 1992-1996

Some first results from a new database of asylum applications by month and by citizenship (since

1992) in IGC participating States are presented in the following tables. The major sending countries highlighted here have not been part of the overall downward trend in applications in Europe. Numbers from Iraq showed an overall increase, whilst those from Sri Lanka and Somalia remained fairly stable.

**Figure 5:
Asylum applications in Europe from citizens of Iraq, Sri Lanka and Somalia, 1992-1996
(numbers per month)**

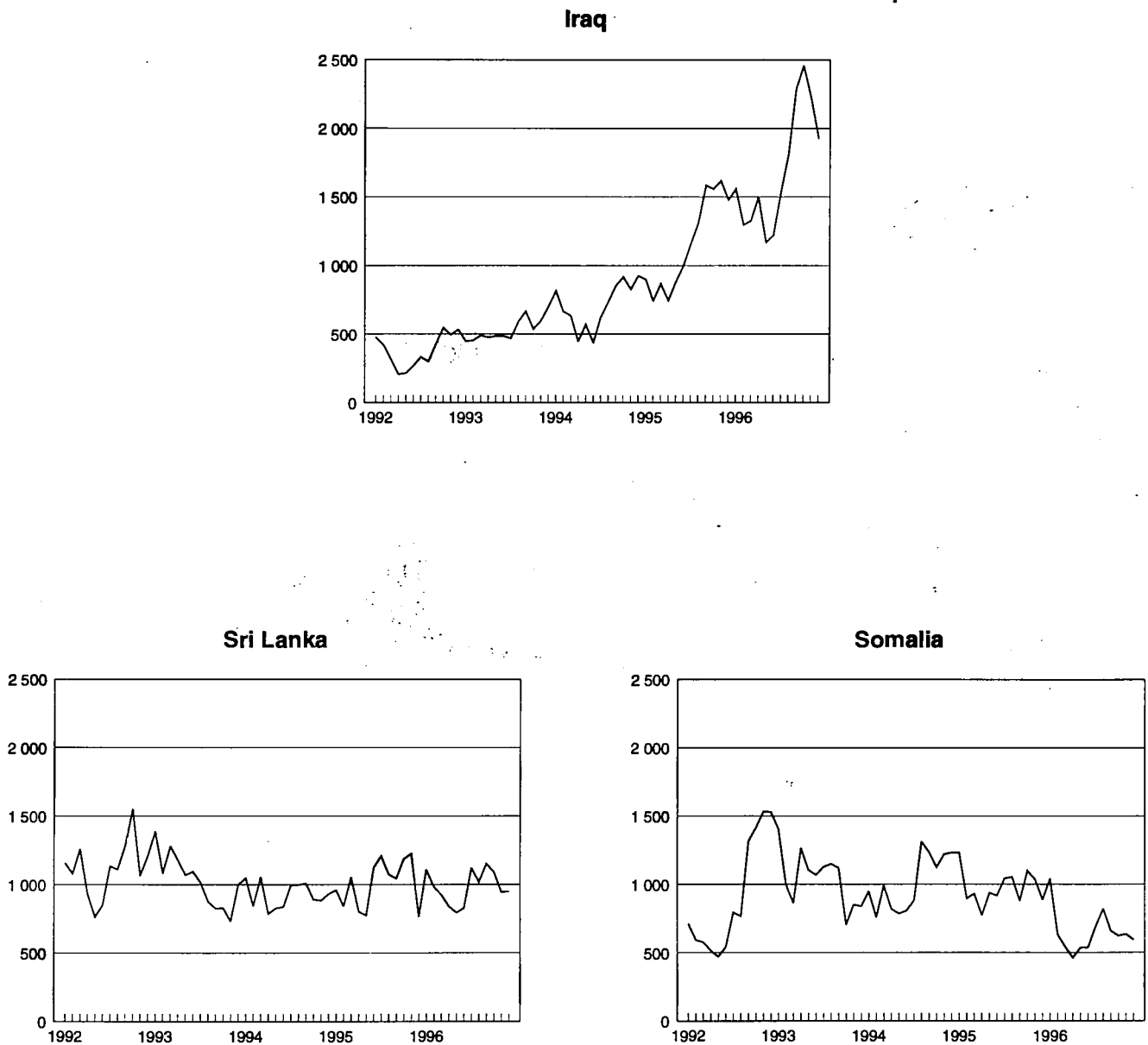
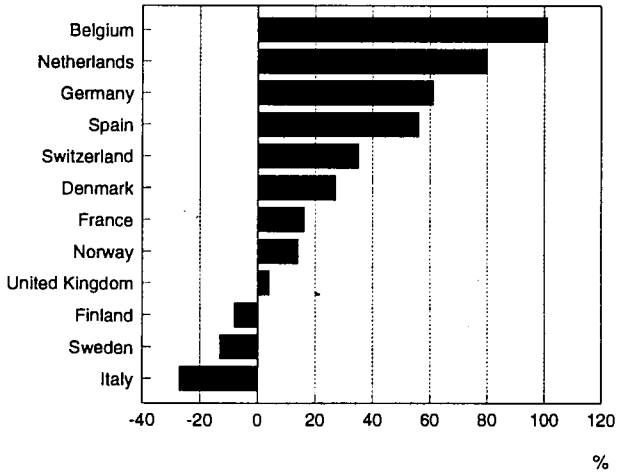


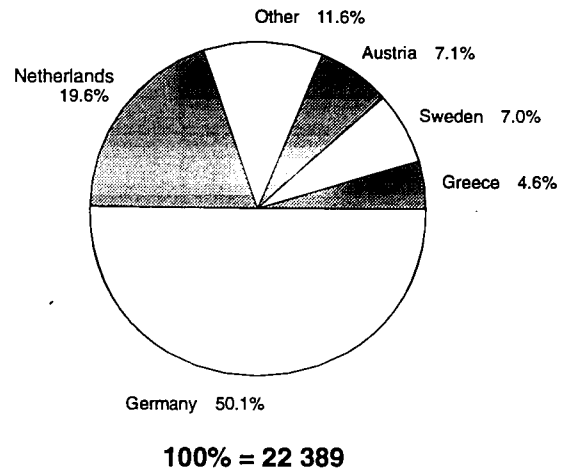
Figure 6: Iraq



Change in the number of asylum applications from Iraq from 1995-1996

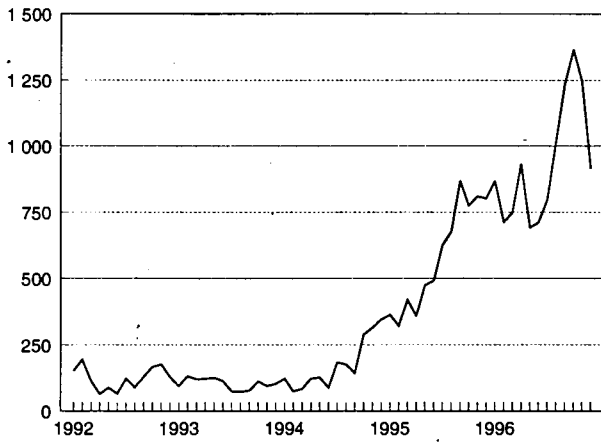


Asylum applications from Iraq to EU-15 in 1996

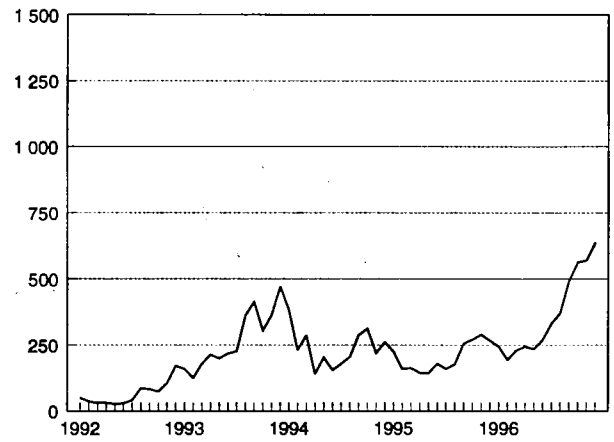


Number of asylum applications from Iraq by month 1992-1996

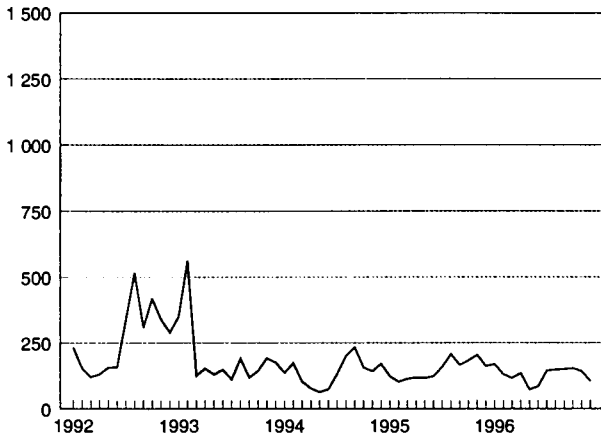
Germany



Netherlands



Sweden



Belgium

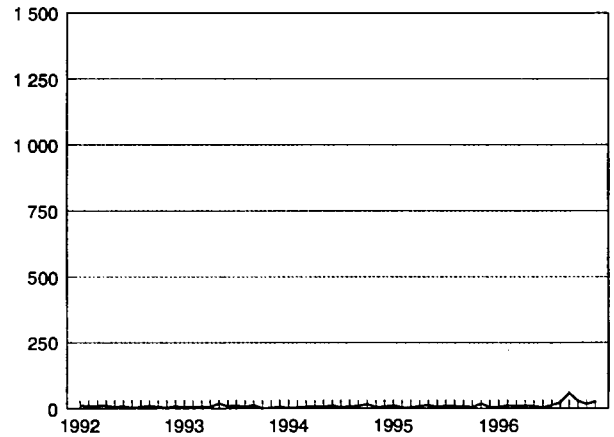
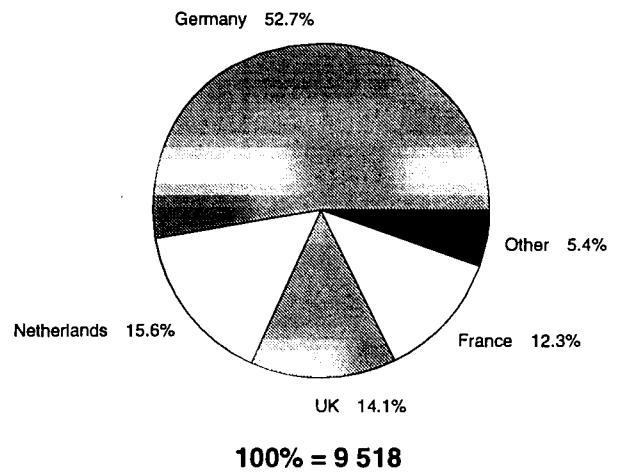
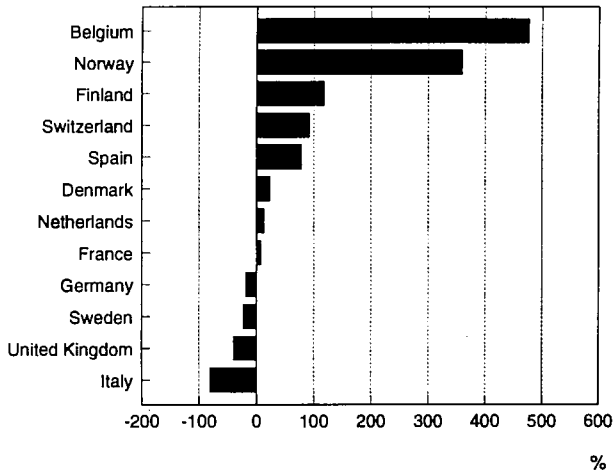


Figure 7: Sri Lanka



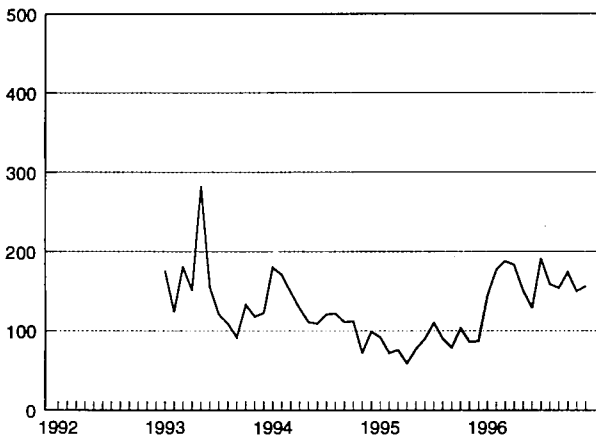
Change in the number of asylum applications from Sri Lanka from 1995-1996

Asylum applications from Sri Lanka to EU-15 in 1996

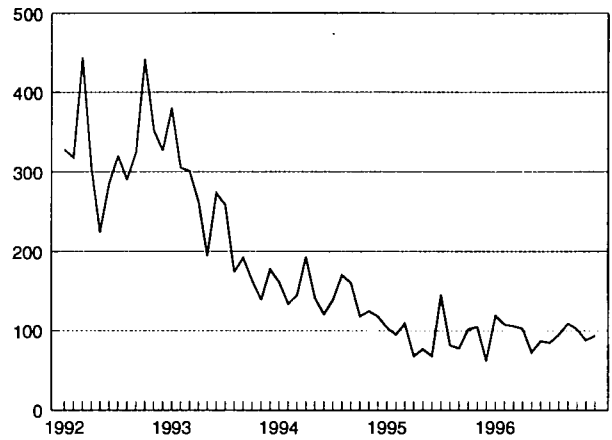


Number of asylum applications from Sri Lanka by month 1992-1996

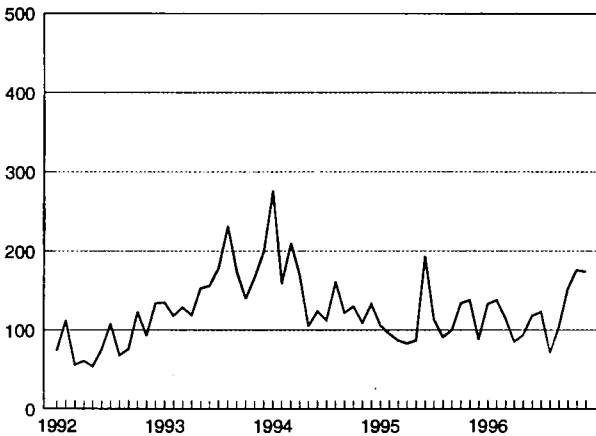
Switzerland



France



Netherlands



Norway

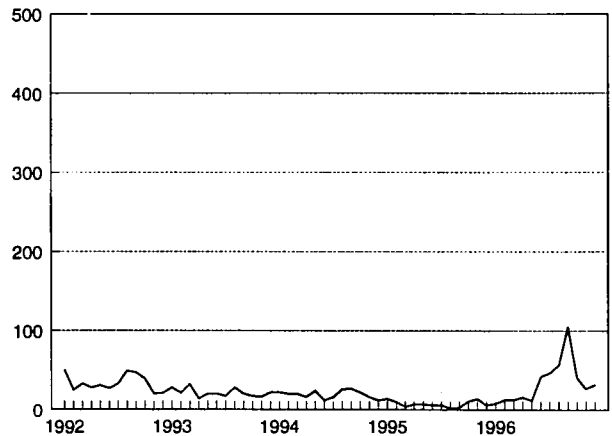
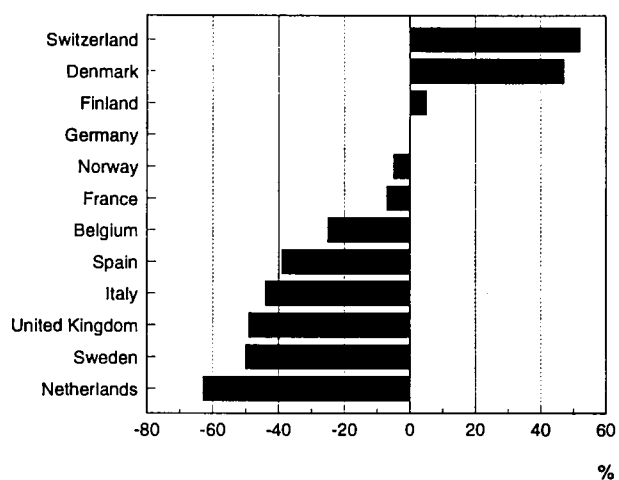


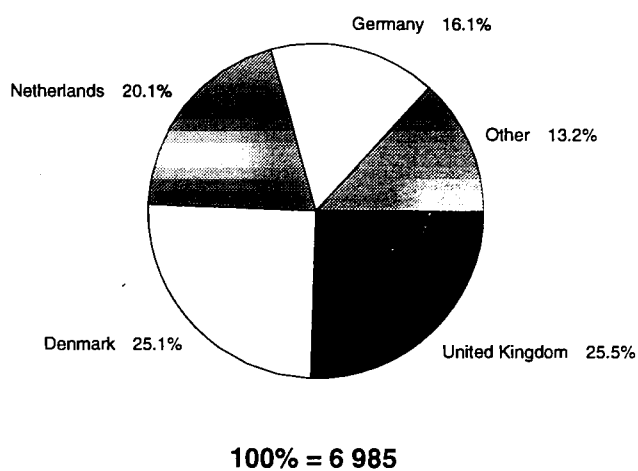
Figure 8: Somalia



Change in the number of asylum applications from Somalia from 1995-1996

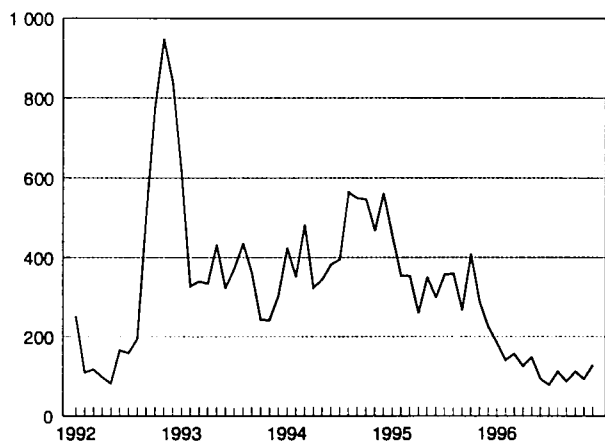


Asylum applications from Somalia to EU-15 in 1996

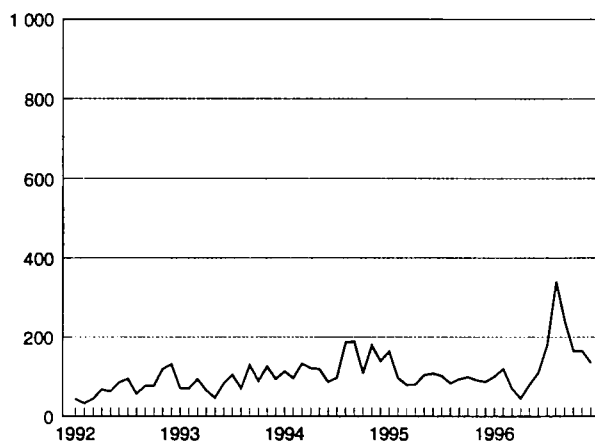


Number of asylum applications from Somalia by month 1992-1996

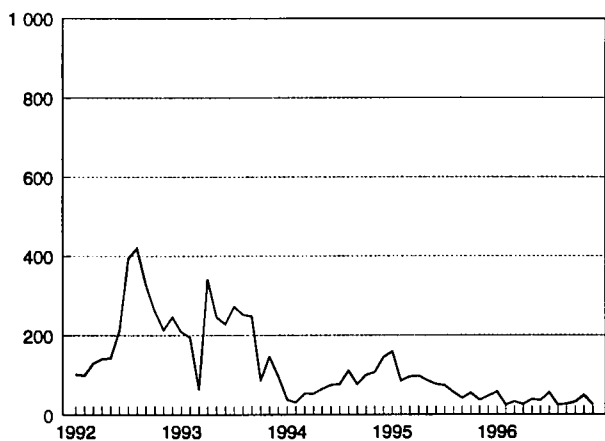
Netherlands



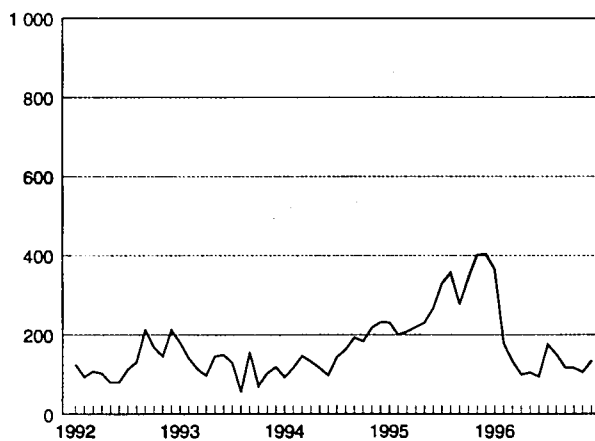
Denmark



Sweden



United Kingdom



For further information

Eurostat

Migration Statistics 1996

Demographic Statistics 1997

Asylum-seekers and refugees, a statistical report; Volume 1, EU Member States, 1994

Asylum-seekers and refugees, a statistical report; Volume 2, EFTA countries, 1994

Statistics in Focus "Population and Social Conditions":

1994-7 Non-nationals form over four percent of total population in the European Union

1995-3 International migration flows in selected EU countries - 1992

1995-11 Acquisition of citizenship by naturalisation in the European Union - 1993

1996-1 Asylum-seekers in Europe 1985-1995

Quarterly Publication

1996-1 Asylum-seekers in Europe 1995

1996-2 Asylum-seekers in Europe in the first six months of 1996

1997-1 Asylum-seekers in Europe in the first nine months of 1996

List of Working Papers

E4/1997-1 Comparing data sources for measuring international migration in
Central and Eastern Europe
Michel Poulain - Université Catholique de Louvain

E4/1997-2 La mesure des courants de migration internationale entre la Belgique,
d'une part, le Danemark et la Suède, d'autre part
Ingvar Johannesson, Statistics Sweden, Örebro Anita Lange,
Danmarks Statistics, Copenhagen
Michel Poulain, Institut National de Statistique, Bruxelles
Mars 1997

E4/1997-5 Long-term internal migration scenarios for the countries of the European Union
Nicole VAN DER GAAG, Evert VAN IMHOFF, Leo VAN WISSEN, Netherlands
Interdisciplinary Demographic Institute
May 1997

E4/1997-6 Long-term international migration scenarios for the European Economic Area
Andries DE JONG, Harry VISSER, Statistics Netherlands
June 1997

E4/1997-8 Improved migration statistics - An evaluation
Ingrid MELIN - Statistics Sweden

3/1998/E/n°1 Indicators of migration between the Republic of Ireland and the United Kingdom
Central Statistics Office, Ireland Office for National Statistics, United Kingdom
December 1997

3/1998/E/n°2 Swiss-Swedish joint study on cohort-based asylum statistics
Torsten Torstensson, Krister Isaksson, Swedish Immigration Board
Stéphane COTTER, Marcel HEINIGER, Swiss Federal Statistical Office, Bern
December 1997

IGC

Summary Description of Asylum Procedures in States in Europe, North America and Australia, October 1995 (Blue Book)

Report on Temporary Protection in States in Europe, North America and Australia, August 1995 (Purple Book)

Illegal Aliens: A Preliminary Study, June 1995 (Red book)

Report on Unaccompanied Minors, July 1997 (Pink Book)

Report on Family Reunification, March 1997 (Pink Book)

IGC asylum data can be found on the IGC Homepage at <http://www.igc.ch>

Definitions, abbreviations and symbols:

For more information on definitions: see Eurostat's publications on Asylum-seekers and IGC's Blue Book

EUR 15: Belgium (B), Denmark (DK), Germany (D), Greece (EL), Spain (E), France (FR), Ireland (IRL), Italy (I), Luxembourg (L), Netherlands (NL), Austria (A), Portugal (P), Finland (FIN), Sweden (S) and United Kingdom (UK).

EFTA countries: Iceland (IS), Liechtenstein (FL), Norway (N) and Switzerland (CH).

Overseas states (Others): Australia, Canada and USA.

- : No further breakdown available
- Zerop Provisional figures
- * Estimates

ORIGINAL: ENGLISH

BELGIQUE/BELGIË
Moniteur belge/Belgisch Staatsblad
 Rue de Louvain 40-42/Leuvenseweg 40-42
 B-1000 Bruxelles/Brussel
 Tél. (32-2) 552 22 11
 Fax (32-2) 511 01 84

Jean De Lannoy
 Avenue du Roi 202/Koningslaan 202
 B-1060 Bruxelles/Brussel
 Tél. (32-2) 538 51 69
 Fax (32-2) 538 08 41
 E-mail: jean.de.lannoy@infoboard.be
 URL: http://www.jean-de-lannoy.be

Librairie européenne/Europese Boekhandel
 Rue de la Loi 244/Wetstraat 244
 B-1040 Bruxelles/Brussel
 Tél. (32-2) 295 26 39
 Fax (32-2) 735 08 60

DANMARK
J. H. Schultz Information A/S
 Herstedvang 10-12
 DK-2620 Albertslund
 Tlf. (45) 43 63 23 00
 Fax (45) 43 63 19 69
 E-mail: schultz@schultz.dk
 URL: http://www.schultz.dk

DEUTSCHLAND
Bundesanzeiger Verlag
 Breite Straße 78-80
 Postfach 10 05 34
 D-50667 Köln
 Tel. (49-221) 20 29-0
 Fax (49-221) 202 92 78
 E-mail: vertneb@bundesanzeiger.de
 URL: http://www.bundesanzeiger.de

ΕΛΛΑΔΑ/GREECE
G. C. Eleftheroudakis SA
 International Bookstore
 Panepistimiou 17
 GR-10564 Athina
 Tel. (30-1) 331 41 80/1/2/3
 Fax (30-1) 323 98 21
 E-mail: elebooks@netor.gr

ESPAÑA
Mundi Prensa Libros, SA
 Castelló, 37
 E-28001 Madrid
 Tel. (34-1) 431 33 99
 Fax (34-1) 575 39 98
 E-mail: libreria@mundiprensa.es
 URL: http://www.mundiprensa.es

Boletín Oficial del Estado
 Trafalgar, 27
 E-28010 Madrid
 Tel. (34-1) 538 21 11 (Libros)/
 384 17 15 (Suscripciones)
 Fax (34-1) 538 21 21 (Libros)/
 384 17 14 (Suscripciones)
 E-mail: webmaster@boe.es
 URL: http://www.boe.es

FRANCE
Journal officiel
 Service des publications des CE
 26, rue Desaix
 F-75727 Paris Cedex 15
 Tél. (33) 140 58 77 01/31
 Fax (33) 140 58 77 00

IRELAND
Government Supplies Agency
 Publications Section
 4-5 Harcourt Road
 Dublin 2
 Tel. (353-1) 661 31 11
 Fax (353-1) 475 27 60

ITALIA
Licosa SpA
 Via Duca di Calabria, 1/1
 Casella postale 552
 I-50125 Firenze
 Tel. (39-55) 64 54 15
 Fax (39-55) 64 12 57
 E-mail: licosa@fbcc.it
 URL: http://www.fbcc.it/licosa

LUXEMBOURG
Messageries du livre SARL
 5, rue Raiffeisen
 L-2411 Luxembourg
 Tél. (352) 40 10 20
 Fax (352) 49 06 61
 E-mail: mdl@pt.lu

Abonnements:
Messageries Paul Kraus
 11, rue Christophe Plantin
 L-2339 Luxembourg
 Tél. (352) 49 98 88-8
 Fax (352) 49 98 88-444
 E-mail: mpk@pt.lu
 URL: http://www.mpk.lu

NEDERLAND
SDU Servicecentrum Uitgevers
 Externe Fondsen
 Postbus 20014
 2500 EA Den Haag
 Tel. (31-70) 378 98 80
 Fax (31-70) 378 97 83
 E-mail: sdu@sdu.nl
 URL: http://www.sdu.nl.

ÖSTERREICH
**Manz'sche Verlags- und
 Universitätsbuchhandlung GmbH**
 Siebenbrunnengasse 21
 Postfach 1
 A-1050 Wien
 Tel. (43-1) 53 16 13 34/40
 Fax (43-1) 53 16 13 39
 E-mail: auslieferung@manz.co.at
 URL: http://www.austria.EU.net:81/manz

PORTUGAL
Imprensa Nacional-Casa da Moeda, EP
 Rua Marquês de Sá da Bandeira, 16 A
 P-1050 Lisboa Codex
 Tel. (351-1) 353 03 99
 Fax (351-1) 353 02 94, 384 01 32

Distribuidora de Livros Bertrand Ld.º
 Rua das Terras dos Vales, 4/A
 Apartado 60037
 P-2701 Amadora Codex
 Tel. (351-1) 495 90 50, 495 87 87
 Fax (351-1) 496 02 55

SUOMI/FINLAND
**Akateeminen Kirjakauppa/Akademiska
 Bokhandeln**
 Pohjoisesplanadi 39/
 Norra esplanaden 39
 PL/PB 128
 FIN-00101 Helsinki/Helsingfors
 P./tfn (358-9) 121 41
 F./fax (358-9) 121 44 35
 E-mail: akatilaus@stockmann.mailnet.fi
 URL: http://booknet.culnet.fi/aka/index.htm

SVERIGE
BTJ AB
 Traktorvägen 11
 S-221 82 Lund
 Tfn (46-46) 18 00 00
 Fax (46-46) 30 79 47
 E-post: btjeu-pub@btj.se
 URL: http://www.btj.se/media/ue

UNITED KINGDOM
**The Stationery Office Ltd
 International Sales Agency**
 51 Nine Elms Lane
 London SW8 5DR
 Tel. (44-171) 873 90 90
 Fax (44-171) 873 84 63
 E-mail: jill.speed@theso.co.uk
 URL: http://www.the-stationery-office.co.uk

ÍSLAND
Bokabud Larusar Blöndal
 Skólavörðustíg, 2
 IS-101 Reykjavík
 Tel. (354) 551 56 50
 Fax (354) 552 55 60

NORGE
NIC Info A/S
 Ostenjoveien 18
 Boks 6512 Etterstad
 N-0606 Oslo
 Tel. (47-22) 97 45 00
 Fax (47-22) 97 45 45

SCHWEIZ/SUISSE/SVIZZERA
OSEC
 Stampfenbachstraße 85
 CH-8035 Zürich
 Tel. (41-1) 365 53 15
 Fax (41-1) 365 54 11
 E-mail: uleimbacher@osec.ch
 URL: http://www.osec.ch

BÄLGARIJA
Europress-Euromedia Ltd
 59, Blvd Vitoshka
 BG-1000 Sofia
 Tel. (359-2) 980 37 66
 Fax (359-2) 980 42 30

ČESKÁ REPUBLIKA
NIS CR — prodejna
 Konviktská 5
 CZ-113 57 Praha 1
 Tel. (420-2) 24 22 94 33, 24 23 09 07
 Fax (420-2) 24 22 94 33
 E-mail: nkposp@dec.nis.cz
 URL: http://www.nis.cz

CYPRUS
Cyprus Chamber of Commerce & Industry
 Griva-Digeni 38 & Deligiorgi 3
 Mail orders:
 PO Box 1455
 CY-1509 Nicosia
 Tel. (357-2) 44 95 00, 46 23 12
 Fax (357-2) 36 10 44
 E-mail: cy1691_etc_cyprus@vans.infonet.com

MAGYARORSZÁG
Euro Info Service
 Európa Ház
 Margitsziget
 PO Box 475
 H-1396 Budapest 62
 Tel. (36-1) 111 60 61, 111 62 16
 Fax (36-1) 302 50 35
 E-mail: euroinfo@mail.mata.vu
 URL: http://www.euroinfo.hu/index.htm

MALTA
Miller Distributors Ltd
 Malta International Airport
 PO Box 25
 LQA 05 Malta
 Tel. (356) 66 44 88
 Fax (356) 67 67 99

POLSKA
Ars Polona
 Krakowskie Przedmiescie 7
 Skr. pocztowa 1001
 PL-00-950 Warszawa
 Tel. (48-22) 826 12 01
 Fax (48-22) 826 62 40, 826 53 34, 826 86 73
 E-mail: ars_pol@bevy.hsn.com.pl

ROMÂNIA
Euromedia
 Str. G-ral Berthelot Nr 41
 RO-70749 Bucuresti
 Tel. (40-1) 210 44 01, 614 06 64
 Fax (40-1) 210 44 01, 312 96 46

SLOVAKIA
**Slovak Centre of Scientific and Technical
 Information**
 Námestie slobody 19
 SK-81223 Bratislava 1
 Tel. (421-7) 531 83 64
 Fax (421-7) 531 83 64
 E-mail: europ@tb1.silk.stuba.sk

SLOVENIA
Gospodarski Vestnik
 Založniška skupina d.d.
 Dunajska cesta 5
 SLO-1000 Ljubljana
 Tel. (386) 611 33 03 54
 Fax (386) 611 33 91 28
 E-mail: belicd@gvestnik.si
 URL: http://www.gvestnik.si

TÜRKIYE
Dünya Infotel AS
 İstiklal Cad. No: 469
 TR-80050 Tünel-Istanbul
 Tel. (90-212) 251 91 96
 Fax (90-212) 251 91 97

AUSTRALIA
Hunter Publications
 PO Box 404
 3167 Abbotsford, Victoria
 Tel. (61-3) 94 17 53 61
 Fax (61-3) 94 19 71 54

CANADA
 Subscriptions only/Uniquement abonnements:
Renouf Publishing Co. Ltd
 5369 Chemin Canotek Road Unit 1
 K1J 9J3 Ottawa, Ontario
 Tel. (1-613) 745 26 65
 Fax (1-613) 745 76 60
 E-mail: renouf@fox.nsln.ca
 URL: http://www.renoufbooks.com

EGYPT
The Middle East Observer
 41, Sherif Street
 Cairo
 Tel. (20-2) 393 97 32
 Fax (20-2) 393 97 32

HRVATSKA
Mediatrade Ltd
 Pavla Hatza 1
 HR-10000 Zagreb
 Tel. (385-1) 43 03 92
 Fax (385-1) 43 03 92

INDIA
EBIC India
 3rd Floor, Y. B. Chavan Centre
 Gen. J. Bhosale Marg.
 400 021 Mumbai
 Tel. (91-22) 282 60 64
 Fax (91-22) 285 45 64
 E-mail: ebic@qiasbm01.vsnl.net.in

ISRAËL
ROY International
 17, Shimon Hatarssi Street
 PO Box 13056
 61130 Tel Aviv
 Tel. (972-3) 546 14 23
 Fax (972-3) 546 14 42
 E-mail: royil@netvision.net.il
 Sub-agent for the Palestinian Authority:
Index Information Services
 PO Box 19502
 Jerusalem
 Tel. (972-2) 627 16 34
 Fax (972-2) 627 12 19

JAPAN
PSI-Japan
 Asahi Sanbancho Plaza #206
 7-1 Sanbancho, Chiyoda-ku
 Tokyo 102
 Tel. (81-3) 32 34 69 21
 Fax (81-3) 32 34 69 15
 E-mail: psijapan@gol.com
 URL: http://www.psi-japan.com

MALAYSIA
EBIC Malaysia
 Level 7, Wisma Hong Leong
 18 Jalan Perak
 50450 Kuala Lumpur
 Tel. (60-3) 262 62 98
 Fax (60-3) 262 61 98
 E-mail: ebic-kl@mof.net.my

PHILIPPINES
EBIC Philippines
 19th Floor, PS Bank Tower Sen.
 Gil J. Puyat Ave. cor.Tindalo St.
 Makati City
 Metro Manila
 Tel. (63-2) 759 66 80
 Fax (63-2) 759 66 90
 E-mail: eccpcpm@globe.com.ph

RUSSIA
CCEC
 60-Ietiya Oktyabrya Av. 9
 117312 Moscow
 Tel. (70-95) 135 52 27
 Fax (70-95) 135 52 27

SOUTH AFRICA
Safto
 5th Floor Export House,
 CNR Maude & West Streets
 PO Box 782 706
 2146 Sandton
 Tel. (27-11) 883 37 37
 Fax (27-11) 883 65 69

SOUTH KOREA
Kyowa Book Company
 1 F1, Phyoung Hwa Bldg
 411-2 Hap Jeong Dong, Mapo Ku
 121-220 Seoul
 Tel. (82-2) 322 67 80/1
 Fax (82-2) 322 67 82
 E-mail: kyowa2@ktnet.co.kr.

THAILANDE
EBIC Thailand
 Vanissa Building 8th Floor
 29 Soi Chidlom
 Ploenchit
 10330 Bangkok
 Tel. (66-2) 655 06 27
 Fax (66-2) 655 06 28
 E-mail: ebicbkk@ksc15.th.com

UNITED STATES OF AMERICA
Bernan Associates
 4611-F Assembly Drive
 MD20706 Lanham
 Tel. (800) 274 44 47 (toll free telephone)
 Fax (800) 865 34 50 (toll free fax)
 E-mail: query@bernan.com
 URL: http://www.bernan.com

**ANDERE LÄNDER/OTHER COUNTRIES/
 AUTRES PAYS**
**Bitte wenden Sie sich an ein Büro Ihrer
 Wahl / Please contact the sales office of
 your choice / Veuillez vous adresser au
 bureau de vente de votre choix**

Price (excl. VAT) in Luxembourg: Single copy ECU 6 • Subscription ECU 20



OFFICE FOR OFFICIAL PUBLICATIONS
OF THE EUROPEAN COMMUNITIES

L-2985 Luxembourg

Catalogue number: CA-DG-98-001-EN-C