

**AGRARPREISE****Preisindizes und absolute Preise — Vierteljährliche Statistiken****AGRICULTURAL PRICES****Price indices and absolute prices — Quarterly statistics****PRIX AGRICOLES****Indices de prix et prix absolus — Statistiques trimestrielles****1 □ 1996**



OFICINA ESTADÍSTICA DE LAS COMUNIDADES EUROPEAS  
DE EUROPÆISKE FÆLLESSKABERS STATISTISKE KONTOR  
STATISTISCHES AMT DER EUROPÄISCHEN GEMEINSCHAFTEN  
ΣΤΑΤΙΣΤΙΚΗ ΥΠΗΡΕΣΙΑ ΤΩΝ ΕΥΡΩΠΑΪΚΩΝ ΚΟΙΝΟΤΗΤΩΝ  
STATISTICAL OFFICE OF THE EUROPEAN COMMUNITIES  
OFFICE STATISTIQUE DES COMMUNAUTÉS EUROPÉENNES  
ISTITUTO STATISTICO DELLE COMUNITÀ EUROPEE  
BUREAU VOOR DE STATISTIEK DER EUROPESE GEMEENSCHAPPEN  
SERVIÇO DE ESTATÍSTICA DAS COMUNIDADES EUROPEIAS

L-2920 Luxembourg — Tél. 43 01-1 — Téléx COMEUR LU 3423  
B-1049 Bruxelles, rue de la Loi 200 — Tél. 299 11 11

Las publicaciones de Eurostat están clasificadas por temas y por series. La clasificación se encuentra al final de la obra. Para mayor información sobre las publicaciones, rogamos se pongan en contacto con Eurostat. Para los pedidos, dirjense a las oficinas de venta cuyas direcciones figuran en la página interior de la contracubierta.

Eurostats publikationer er klassificeret efter emne og serie. En oversigt herover findes bag i hæftet. Yderligere oplysninger om publikationerne kan fås ved henvendelse til Eurostat. Bestilling kan afgives til de salgssteder, der er anført på omslagets side 3.

Die Veröffentlichungen von Eurostat sind nach Themenkreisen und Reihen gegliedert. Die Gliederung ist hinten in jedem Band aufgeführt. Genauere Auskünfte über die Veröffentlichungen erteilt Eurostat. Ihre Bestellungen richten Sie bitte an die Verkaufsbüros, deren Anschriften jeweils auf der dritten Umschlagseite der Veröffentlichungen zu finden sind.

Οι εκδόσεις της Eurostat ταξινομούνται κατά θέμα και κατά σειρά. Η ακριβής ταξινόμηση αναφέρεται στο τέλος κάθε έκδοσης. Για λεπτομερέστερες πληροφορίες σχετικά με τις εκδόσεις, μπορείτε να απευθύνεσθε στην Eurostat.

Για τις παραγγελίες μπορείτε να απευθύνεσθε στα γραφεία πώλησης, των οποίων οι διευθύνσεις αναγράφονται στη σελίδα 3 του εξωφύλλου.

Eurostat's publications are classified according to themes and series. This classification is indicated at the end of the publication. For more detailed information on publications, contact Eurostat. Orders are obtainable from the sales offices mentioned on the inside back cover.

Les publications d'Eurostat sont classées par thème et par série. Cette classification est précisée à la fin de l'ouvrage. Pour des informations plus détaillées sur les publications, contactez Eurostat. Pour les commandes, adressez-vous aux bureaux de vente dont les adresses sont indiquées à la page 3 de la couverture.

Le pubblicazioni dell'Eurostat sono classificate per tema e per serie. Tale classificazione è precisata alla fine dell'opera. Per informazioni più dettagliate sulle pubblicazioni rivolgersi all'Eurostat. Per eventuali ordinazioni rivolgersi a uno degli uffici di vendita i cui indirizzi figurano nella 3ª pagina della copertina.

De publikaties van Eurostat zijn ingedeeld naar onderwerp en serie. Deze indeling is achter in het boek opgenomen. Voor nadere informatie over de publikaties kunt u zich wenden tot Eurostat. Gelieve bestellingen op te geven bij de verkoopbureaus, waarvan de adressen op bladzijde 3 van de omslag zijn vermeld.

As publicações do Eurostat estão classificadas por tema e por série. Esta classificação está indicada no fim da obra. Para mais informações sobre as publicações é favor contactar Eurostat. Encomendas: serviços de venda cujos endereços estão indicados na contracapa.

## **AGRARPREISE**

Preisindizes und absolute Preise — Vierteljährliche Statistiken

## **AGRICULTURAL PRICES**

Price indices and absolute prices — Quarterly statistics

## **PRIX AGRICOLES**

Indices de prix et prix absolus — Statistiques trimestrielles

**1 □ 1996**

0803:17E

Angaben für die Bundesrepublik Deutschland nach dem Gebietsstand  
vor dem 3. Oktober 1990; sie schließen Berlin (West) ein.

Data for the Federal Republic of Germany, including West Berlin, as  
constituted prior to 3 October 1990

Données pour la République fédérale d'Allemagne, dans sa situation  
territoriale avant le 3 octobre 1990, Berlin-Ouest inclus


Luxembourg: Office des publications officielles des Communautés européennes, 1996

© CECA-CE-CEEA, Bruxelles • Luxembourg, 1996

Reproduction autorisée, sauf à des fins commerciales, moyennant mention de la source.

*Printed in Belgium*

| <b>Inhaltsverzeichnis</b>   | <b>Table of contents</b>   | <b>Sommaire</b>  | <b>Seite/Page</b> |
|---|--|--|-------------------|
| Verwendete Zeichen und Abkürzungen  | Symbols and abbreviations used   | Signes et abréviations employés  | 5                 |
| <b>VORBEMERKUNGEN</b>   | <b>PRELIMINARY REMARKS</b>   | <b>REMARQUES PRELIMINAIRES</b>   | 7                 |
| <b>EU-AGRARPREISINDIZES</b>   | <b>EU AGRICULTURAL PRICE INDICES</b>   | <b>INDICES UE DES PRIX AGRICOLES</b>   | 21                |
| <b>Wägungsschema</b>  | <b>Weighting scheme</b>  | <b>Schéma de pondération</b>   | 23                |
| <b>Erläuterung zu den Ergebnissen des 3. Quartals 1995</b>                          | <b>Comments on the results for the third quarter of 1995</b>                         | <b>Commentaires sur les résultats du troisième trimestre 1995</b>                | 33                |
| <b>Monatliche EU-Indizes der Erzeugerpreise landwirtschaftlicher Produkte</b>       | <b>Monthly EU indices of producer prices of agricultural products</b>                | <b>Indices UE mensuels des prix à la production des prix agricoles</b>           | 51                |
| · Nominale Indizes  | · Nominal indices  | · Indices nominaux   | 53                |
| · Deflationierte Indizes  | · Deflated indices   | · Indices déflatés   | 87                |
| <b>Monatliche EU-Indizes der Einkaufspreise landwirtschaftlicher Betriebsmittel</b> | <b>Monthly EU indices of purchase prices of the means of agricultural production</b> | <b>Indices UE mensuels des prix d'achat des moyens de production agricole</b>    | 105               |
| · Nominale Indizes  | · Nominal indices  | · Indices nominaux   | 107               |
| · Deflationierte Indizes  | · Deflated indices   | · Indices déflatés   | 141               |
| <b>AGRARPREISE</b><br>Ausgewählte Preisreihen aus der NewCRONOS-Datenbank           | <b>AGRICULTURAL PRICES</b><br>Selected series from the NewCRONOS data base           | <b>PRIX AGRICOLES</b><br>Séries sélectionnées de la banque de données NewCRONOS  | 159               |
| <b>Monatliche Verkaufspreise landwirtschaftlicher Erzeugnisse</b>                   | <b>Monthly selling prices of agricultural products</b>                               | <b>Prix de vente mensuels de produits agricoles</b>                              | 161               |
| · Pflanzliche Erzeugnisse   | · Crop products  | · Produits végétaux  | 163               |
| · Tierische Erzeugnisse   | · Animal products  | · Produits animaux   | 171               |
| <b>Monatliche Einkaufspreise landwirtschaftlicher Betriebsmittel</b>                | <b>Monthly purchase prices of the means of agricultural production</b>               | <b>Prix d'achat mensuels des moyens de production agricole</b>                   | 197               |
| <b>Eurostat-Veröffentlichungen über die Agrarpreisstatistik</b>                     | <b>Eurostat publications on agricultural price statistics</b>                        | <b>Les publications d'Eurostat concernant les statistiques de prix agricoles</b> | 217               |



| <b>Verwendete Zeichen und Abkürzungen</b>             | <b>Symbols and abbreviations used</b>                    | <b>Signes et abréviations employés</b>                |                            |
|---|--|---|----------------------------|
| Nichts  | Nil  | Néant   | -                          |
| Nachweis nicht vorhanden oder vertraulich             | Data not available or confidential                       | Donnée non disponible ou confidentielle               | :                          |
| Prozent   | Percent  | Pour cent   | %                          |
| Mehrwertsteuer  | Value-added tax  | Taxe sur la valeur ajoutée                            | MwSt/VAT/TVA               |
| Europäische Währungseinheit                           | European currency unit                                   | Unité monétaire européenne                            | ECU                        |
| Kaufkraftstandard                                     | Purchasing power standard                                | Standard de pouvoir d'achat                           | KKS/PPS/SPA                |
| Belgischer Franken                                    | Belgian franc  | Franc belge   | BFR                        |
| Dänische Krone  | Danish krone   | Couronne danoise                                      | DKR                        |
| Deutsche Mark   | German Mark  | Mark allemand   | DM                         |
| Griechische Drachme                                   | Greek drachma  | Drachme grecque                                       | DR                         |
| Spanische Peseta                                      | Spanish peseta   | Peseta espagnole                                      | PTA                        |
| Französischer Franken                                 | French franc   | Franc français  | FF                         |
| Irisches Pfund  | Irish pound  | Livre irlandaise                                      | IRL                        |
| Italienische Lira                                     | Italian lira   | Lire italienne  | LIT                        |
| Luxemburger Franken                                   | Luxembourg franc   | Franc luxembourgeois                                  | LFR                        |
| Niederländischer Gulden                               | Dutch guilder  | Florin néerlandais                                    | HFL                        |
| Österreichischer Schilling                            | Austrian Schilling                                       | Schilling autrichien                                  | ÖS                         |
| Portugiesischer Escudo                                | Portuguese escudo  | Escudo portugais                                      | ESC                        |
| Finnische Mark  | Finnish Mark   | Mark finlandais                                       | FMK                        |
| Schwedische Krone                                     | Swedish Kronn  | Couronne suédoise                                     | SKR                        |
| Pfund Sterling  | Pound sterling   | Livre sterling  | UKL                        |
| Europäische Union                                     | European Union   | Union européenne                                      | EU/EU/UE                   |
| Gesamtheit der 15 Mitgliedstaaten                     | All 15 Member States                                     | Ensemble des 15 Etats membres                         | EUR 15                     |
| Statistisches Amt der Europäischen Gemeinschaften     | Statistical Office of the European Communities           | Office statistiques des Communautés européennes       | Eurostat<br>SAEG/SOEC/OSCE |
| Eurostat-Datenbank                                    | Eurostat data bank                                       | Banque des données Eurostat                           | NewCRONOS                  |
| NewCRONOS-Bereich "Agrarpreise und Agrarpreisindizes" | NewCRONOS domain 'Agricultural prices and price indices' | Domaine NewCRONOS "Prix et indices de prix agricoles" | PRAG                       |






**VORBEMERKUNGEN**

**PRELIMINARY REMARKS**

**REMARQUES PRELIMINAIRES**



# VORBEMERKUNGEN

## 1. Einleitung

Die vierteljährlich erscheinende Veröffentlichung "AGRARPREISE: Preisindizes und absolute Preise-Vierteljährliche Statistiken" enthält monatliche Daten über Agrarpreise (Indizes und absolute Preise). Was die absoluten Preise betrifft, so enthält die vorliegende Veröffentlichung monatliche Daten für eine Auswahl der wichtigsten dieser Preisreihen.

Der vollständige Satz monatlicher und jährlicher Angaben zur Agrarpreisstatistik (Preisindizes und absolute Preise) sind in der NewCRONOS-Datenbank (Bereich "PRAG") von Eurostat gespeichert. Sie sind über EURONET oder - auf Anfrage bei Eurostat - auf Magnetband, Disketten oder Computerausdrucken erhältlich.

Seit Januar 1995 hat die Europäische Union drei neue Mitgliedstaaten: Österreich, Finnland und Schweden. Diese Ausgabe von "AGRARPREISE" enthält monatliche Daten über Preisindizes und absolute Preise dieser neuen Mitgliedstaaten und zum ersten Mal ebenfalls monatliche Preisindizes für die gesamte Europäische Union, EUR 15.

## 2. EU-Agrarpreisindizes

Die EU-Agrarpreisindizes (Output und Input) umfassen den EU-Index der Erzeugerpreise landwirtschaftlicher Erzeugnisse und den EU-Index der Einkaufspreise landwirtschaftlicher Betriebsmittel. Diese Indizes ergeben sich aus einer basisgewogenen Laspeyres-Berechnung, bei der die Wertgewichte des Basisjahres 1990 für einen festen Korb von landwirtschaftlichen Erzeugnissen (Outputpreisindex) oder eine Auswahl von Waren und Dienstleistungen (Inputpreisindizes) benutzt werden. Das Jahr 1990 dient auch als Referenzjahr (d. h. 1990=100). Wie sich aus den Wägungsschemata ergibt, können die einzelnen Positionen der beiden Preisindizes in den verschiedenen Mitgliedstaaten völlig unterschiedlich gewichtet sein.

Die EU-Agrarpreisindizes (Output und Input) basieren in allen Mitgliedstaaten der Union auf dem "Bundeshof-Konzept", und demzufolge liegen ihnen nur die Transaktionen zwischen landwirtschaftlichen und nichtlandwirtschaftlichen Produktionseinheiten zugrunde (einschließlich Außenhandel). Die innerlandwirtschaftlichen Umsätze bleiben sowohl bei der Ermittlung der Wertgewichte als auch bei der Erfassung der Erzeuger- oder Einkaufspreise unberücksichtigt. Damit besteht zwischen dem Konzept der EU-Agrarpreisindizes (Output und Input) und dem Konzept der Landwirtschaftlichen Gesamtrechnung der Union eine weitgehende methodische Übereinstimmung.

Die Agrarpreisindizes (Output und Input) für die Union insgesamt werden in der Regel für jede Aggregationsstufe der beiden Indizes durch Bildung des gewogenen arithmetischen Mittels der entsprechenden Preisindizes der Mitgliedstaaten der Union ermittelt. Die einzelstaatlichen Agrarpreisindizes werden mit dem Wert der Verkäufe landwirtschaftlicher Erzeugnisse (Outputpreisindex) oder dem Wert der Einkäufe landwirtschaftlicher Betriebsmittel (Inputpreisindizes) gewichtet; diese Werte stehen in Landeswährung zur Verfügung und werden von Eurostat in Kaufkraftstandard (KKS)(1) umgerechnet.

Die Agrarpreisindizes enthalten Informationen über die Entwicklung (i) der Erzeugerpreise landwirtschaftlicher Produkte und (ii) der Einkaufspreise landwirtschaftlicher Betriebsmittel in der Union insgesamt sowie in den einzelnen Mitgliedstaaten und ermöglichen einen Vergleich der Preisentwicklungen. Außerdem können auch die Trends der beiden Preisindizes verglichen werden. Im Hinblick auf die einzelnen Erzeugnisse und Erzeugnisgruppen (oder Betriebsmittel

und Gruppen von Betriebsmitteln) ist allerdings zu berücksichtigen, daß die Wägungsschemata der beiden Preisindizes den Produktionsbedingungen eines jeden Landes angepaßt sind und infolgedessen die Struktur des Warenkorbs, der die verschiedenen Produktionsbedingungen widerspiegelt, in jedem Land anders ist.

Um den unterschiedlichen Inflationsraten in der Union Rechnung zu tragen, werden die EU-Agrarpreisindizes auch als deflationierte Indizes veröffentlicht. Zu diesem Zweck werden die nominalen EU-Agrarpreisindizes (Output und Input) mit Hilfe des Verbraucherpreisindex deflationiert.

Der Leser sollte berücksichtigen, daß es in den Mitgliedstaaten auch andere Indexreihen über die Erzeugerpreise landwirtschaftlicher Produkte und die Einkaufspreise landwirtschaftlicher Betriebsmittel geben kann. Diese Reihen können für andere Zwecke berechnet worden sein und in der Methodik von den hier veröffentlichten EU-Agrarpreisindizes abweichen.

Nähere Angaben zur Methodik der EU-Agrarpreisindizes sind in der 1985 veröffentlichten "Methodologie der EG-Agrarpreisindizes (Output und Input)" zu finden.

- EU-Index der Erzeugerpreise landwirtschaftlicher Erzeugnisse (output)

Die verwendeten Preisdaten enthalten keine Mehrwertsteuer. Auch die produktgebundenen Abgaben (z. B. die Mitverantwortungsabgabe) sind von wenigen Ausnahmen abgesehen (z. B. die "Superabgabe" für Milcherzeuger) abgezogen. Auf der anderen Seite werden die produktgebundenen Subventionen zu den auf dem Markt erzielten Erzeugerpreisen hinzugerechnet.

Die Position 15 des Index wurde in "Weinmost" und "Wein" untergliedert, da in der Bundesrepublik Deutschland und in Luxemburg Preise bzw. Preisindizes nur für Weinmost zur Verfügung stehen, während Frankreich, Italien und Portugal nur für Wein Preisindizes liefern (wobei in Frankreich und Italien zwischen Tafelwein und Qualitätswein unterschieden wird). Für Griechenland und Spanien stehen sowohl für Weinmost als auch für Wein Daten zur Verfügung (nicht aber getrennt für Tafelwein und Qualitätswein). Für Portugal liegen nur Preise für Tafelwein vor. Aufgrund dieser Unterschiede zwischen den einzelnen Mitgliedstaaten können die Preisindizes für die Union insgesamt nur für die Gesamtrubrik "Weinmost/Wein" ausgewiesen werden.

Den monatlichen Preisindizes für Frischobst und Frischgemüse liegen variable Wertgewichte für die zwölf Monate des Basisjahres 1990 zugrunde. Bei der Berechnung der Preisindizes für Frischobst und Frischgemüse für die Union insgesamt wurde Luxemburg wegen fehlenden Datenmaterials ausgeklammert. Sein Anteil an Frischobst und Frischgemüse der Union insgesamt betrug im Jahr 1990 0,012%. Die monatlichen Gewichte für Obst und Gemüse aus Finnland waren nicht verfügbar, so daß die Indizes dieses Landes nicht in die Indizes für EUR 15 aufgenommen werden konnten. Der Anteil Finnlands an Obst und Gemüse in der Union betrug im Jahr 1990 0,5%. Wegen des fehlenden monatlichen Datenmaterials für Frischobst und -gemüse erscheinen im Falle Luxemburgs unter den Positionen "Insgesamt" und "Insgesamt (ohne Obst und Gemüse)" einerseits und "Pflanzliche Erzeugnisse" und "Pflanzliche Erzeugnisse (ohne Obst und Gemüse)" andererseits identische monatliche Preisindizes, was streng genommen nicht korrekt ist. Der Anteil von Obst und Gemüse am Gesamtindex Luxemburgs betrug im Jahr 1990 0,7% bzw. 1,2%.

- EU-Index der Einkaufspreise landwirtschaftlicher Betriebsmittel (input)

Ab der Ausgabe 1-1993 der vierteljährlichen Veröffentlichung "AGRARPREISE: Preisindizes und absolute Preise" veröffentlicht Eurostat einen kombinierten Inputpreisindex, der den EU-Index der Preise für Waren und Dienstleistungen des laufenden landwirtschaftlichen Verbrauchs und den EU-Index der Preise für Waren und Dienstleistungen landwirtschaftlicher Investitionen beinhaltet.

Die verwendeten Preisdaten enthalten keine abzugsfähige Mehrwertsteuer. Alle anderen Abgaben (z. B. Mineralölsteuer) sind jedoch enthalten. Subventionen (z. B. Mineralölsubventionen) werden abgezogen, um zu den von den Landwirten tatsächlich gezahlten Preisen zu gelangen.

### **3. Absolute Agrarpreise**

Eurostat erfaßt eine große Zahl monatlicher und jährlicher Agrarpreisreihen für die Mitgliedstaaten der Union, zu denen Verkaufspreise pflanzlicher und tierischer Erzeugnisse und Einkaufspreise landwirtschaftlicher Betriebsmittel gehören. Diese Reihen sind in der Regel für den jeweiligen Mitgliedstaat repräsentativ und innerhalb der Union harmonisiert. Die Reihen der Verkaufspreise pflanzlicher und tierischer Erzeugnisse umfassen die Preise für alle wichtigen Agrarprodukte auf der landwirtschaftlichen Erzeugerstufe. Die Einkaufspreise landwirtschaftlicher Betriebsmittel beziehen sich auf die von den Landwirten bezahlten Preise für den Erwerb von Futtermitteln, Düngemitteln und Treib- und Heizstoffen.

Diese Preisreihen sind sowohl in Landeswährung als auch in Ecu ausgedrückt und in der NewCRONOS-Datenbank von Eurostat (Bereich "PRAG") im allgemeinen für die Jahre ab 1969 gespeichert. Einzelheiten über die in NewCRONOS gespeicherten Preisreihen (Liste der erfaßten Produkte mit ihren Codenummern usw.) enthält das PRAG-Handbuch (Agrarpreise und Agrarpreisindizes), das auf Anfrage erhältlich ist.

Wie oben angedeutet, enthält die vorliegende vierteljährliche Veröffentlichung eine Auswahl der wichtigsten Preisreihen. Die Veröffentlichung "Glossarium: Agrarpreise" enthält das vollständige Verzeichnis der in NewCRONOS gespeicherten Preisreihen. Beschreibungen der preisbestimmenden Merkmale wie Produktdefinition, Handelsstufe, Erfassungsverfahren sowie einige Angaben zur statistischen Methodik kann der Leser dem "Merkmalskatalog zu den in NewCRONOS gespeicherten Agrarpreisreihen" entnehmen, der 1988 veröffentlicht wurde. Eine Ergänzung (Addendum), in der der Erfassungsbereich dieses Katalogs auf Spanien und Portugal ausgedehnt wird und weitere Überarbeitungen der Auswahl und Begriffsbestimmung von Reihen absoluter Agrarpreise berücksichtigt werden, ist 1992 erschienen.

In den letzten Jahren hat Eurostat zusammen mit den Mitgliedstaaten ein neues Konzept für die Statistik der absoluten Agrarpreise entwickelt. Im Rahmen dieser Arbeiten wurden alle von der Statistik abgedeckten Erzeugnisse überprüft, was zu einer Reihe von Ergänzungen, Änderungen und Streichungen geführt hat. Die Arbeiten gehen weiter und werden zu einer besseren Harmonisierung der Agrarpreisstatistik der Mitgliedstaaten untereinander führen. Auch die Veröffentlichung dieser Statistiken ist einer Prüfung unterzogen worden. Mit der ersten Nummer der vierteljährlichen Veröffentlichung 1995 erscheinen die absoluten Agrarpreise in geändertem Layout. Außerdem ist die Liste der Erzeugnisse, deren Preise hier veröffentlicht werden, überarbeitet worden. Folgende Änderungen wurden vorgenommen:

- *Pflanzliche Erzeugnisse:* Die Preistabellen für Frühkartoffeln, Tafeläpfel und Blumenkohl wurden weggelassen.

- *Tierische Erzeugnisse:* Die Preise für frische Eier wurden hinzugefügt, während die Tabelle für Schafpreise nicht mehr erscheint.
- *Betriebsmittel:* Für 13 Futtermittel sind neue Preistabellen hinzugefügt worden: Weizenkleie, Gerste, Mais, Sojaextraktionsschrot (getoastet), Fischmehl, getrocknete Diffusionsschnitzel, Ergänzungsfutter für die Kälberaufzucht, Ergänzungsfutter für die Rindermast (Sackware), Alleinfutter für die Ferkelaufzucht (Sackware), Alleinfutter für die Schweinemast (Sackware), Alleinfutter für Küken in den ersten Tagen (Sackware), Alleinfutter für die Endmast von Geflügel (Sackware) und Alleinfutter für Junghennen bis zur Legereife (Sackware). Einige Futtermittelpreistabellen sind weggelassen worden: Ergänzungsfutter für Milchvieh bei Weidegang und Alleinfutter für die Schweinemast (Schüttgut). Für Düngemittel wurden zwei Tabellen hinzugefügt: Dreinährstoffdünger 17-17-17 und 9-9-18. Mehrere Tabellen wurden weggelassen: Ammonsalpeter 33 % N (Sackware), Kaliumsulfat, Zweinährstoffdünger 1-1-0 und 0-1-1 sowie Dreinährstoffdünger 1-0,5-0,5, 1-1-1, 1-1-2 und 1-2-2.

\*\*\*

*Eurostat dankt allen Mitgliedern der Arbeitsgruppe "Agrarpreisstatistik", in der die Mitgliedstaaten der Union vertreten sind, für ihre wertvolle Hilfe und aktive Mitarbeit, ohne die die vorliegenden Ergebnisse nicht hätten erzielt werden können.*

## PRELIMINARY REMARKS

### 1. Introduction

The quarterly publication "AGRICULTURAL PRICES: Price indices and absolute prices - Quarterly statistics" contains monthly data on agricultural prices (indices and absolute prices). As regards absolute agricultural prices, the figures given in this publication are only a selection of the most important price series available in Eurostat's NewCRONOS databank.

The full set of monthly and annual data on agricultural price statistics (price indices and absolute prices) are stored in Eurostat's NewCRONOS data base ("PRAG" domain). They can be obtained via EURONET or, on request to Eurostat, on magnetic tape, diskettes and computer printouts.

Since January 1995, the European Union has three new Member States: Austria, Finland and Sweden. This issue of "AGRICULTURAL PRICES" contains monthly price indices and absolute prices from these new Member States and also, for the first time, monthly price indices for the European Union as a whole, EUR 15.

### 2. EU agricultural price indices

The EU agricultural price indices (output and input) comprise the EU index of producer prices of agricultural products and the EU index of purchase prices of the means of agricultural production. These are base-weighted Laspeyres indices using value weights determined for the base year, 1990, for a fixed basket of agricultural products (output price index) or a selection of goods and services (input price indices). 1990 also serves as the reference year (i.e. 1990 = 100). As the weighting schemes show, the various items in each price index may be weighted very differently from one Member State to another.

The EU agricultural price indices (output and input) are based on the "national farm" concept in all Member States of the Union and thus cover only transactions between agricultural and non-agricultural production units (including external trade). No account is taken of direct transactions between farmers, either in the calculation of value weights or in the recording of producer or purchase prices. In this respect, there is a good measure of agreement between the methodological concept underlying the EU agricultural price indices (output and input) and that of the economic accounts for agriculture.

The agricultural price indices (output and input) for the Union as a whole are, generally speaking, in the form of weighted arithmetic means of the corresponding price indices for the Member States of the Union at each level of aggregation. The national agricultural price indices are weighted by the sales values of agricultural products (output price index) or the values of purchases of the means of agricultural production (input price indices), which are available in national currencies and converted to purchasing power standards (PPS)<sup>(1)</sup> by Eurostat.

The agricultural price indices provide information on and permit comparisons of trends in (i) the producer prices of agricultural products and (ii) the purchase prices of the means of agricultural production in the Union as a whole and in the individual Member States. Comparisons can also be made of trends in these price indices. However, where individual products and groups of products (or individual means of production and groups thereof) are concerned, it must be borne in mind that the structure of the basket of goods reflects the production pattern in the individual Member States, which means that the weighting structure of the two price indices varies from one country to another.

In order to counteract the different rates of inflation in the Union, the EU agricultural price indices are also published in deflated form, to which end the nominal EU agricultural indices (output and input) are deflated using the consumer price index.

Readers are advised to bear in mind the fact that, in the Member States, there may be other index series on the producer prices of agricultural products and the purchase prices of the means of agricultural production; these series may have been calculated to serve other purposes and may differ methodologically from the EU agricultural price series published here.

Further details of the methodology underlying the EU agricultural price indices may be found in the "Methodology of EC agricultural price indices (output and input)", published in 1985.

- EU index of producer prices of agricultural products (output)

The price data used are exclusive of VAT. With a few exceptions (e.g. the "super-levy" for milk producers) other product-linked levies (e.g. the co-responsibility levy) are deducted. In contrast product-linked subsidies are added to the prices which the producers obtain on the market.

Item 15 of the index has been broken down into "wine must" and "wine", because in the Federal Republic of Germany and Luxembourg, prices or price indices are available only for wine must, whereas France, Italy and Portugal provide price indices only for wine (France and Italy also differentiate between table wine and quality wine). For Greece and Spain, data are available for wine must and wine (but not for table wine and quality wine separately). In the case of Portugal, only table wine prices are available. Because of the national differences, price indices for the Union as a whole can be given only for the composite heading "Wine must/wine".

The monthly price indices for fresh fruit and fresh vegetables are based on variable value weights for each of the twelve months of the base year 1990. Luxembourg, for which no monthly price indices for fresh fruit and vegetables are available, has been excluded from the calculation of the corresponding indices for the Union as a whole. Its share of the Union total in 1990 was 0.012%. The monthly weights for fruit and vegetables from Finland were unavailable and so the indices from this country could not be included in the indices for EUR 15. Finland's share in fruit and vegetables for the Union in 1990 was 0.5%. Owing to the lack of monthly data for fresh fruit and vegetables, identical monthly price indices are entered for Luxembourg under the heading "Total" and "Total (excluding fruit and vegetables)" on the one hand and "crop products" and "Crop products (excluding fruit and vegetables)" on the other, which is strictly not correct. Fruit and vegetables accounted for 0.7% and 1.2% respectively of Luxembourg's total index in 1990.

- EU index of purchase prices of the means of agricultural production (input)

With effect from issue 1-1993 of the Quarterly publication 'AGRICULTURAL PRICES: Price indices and absolute prices', Eurostat are publishing a combined input price index which comprises the EU index of the prices of goods and services for current consumption in agriculture and the EU index of the prices of goods and services contributing to agricultural investment.

The price data used are exclusive of deductible VAT. On the other hand, all other taxes (e.g. diesel oil tax) are included and subsidies (e.g. diesel oil subsidies) deducted to arrive at the effective prices which farmers pay.

### **3. Absolute agricultural prices**

Eurostat records a large number of monthly and annual agricultural price series for the Member States of the Union covering the selling prices of crop products, the selling prices of animal



products and the purchase prices of the means of agricultural production. These series are in most cases representative for each country and harmonised across the Community. The series of selling prices of crop and animal products comprise the prices at the producer level of the major agricultural products. The purchase prices of the means of agricultural production relate to the prices paid by farmers for feedingstuffs, fertilizers and fuel for equipment and heating. The prices expressed in national currency and in ECU, are stored in Eurostat's NewCRONOS databank ("PRAG" domain) and are available in most cases usually from 1969 onwards. Details of these price series stored in NewCRONOS (list of products covered with their code numbers etc.) are given in the PRAG manual (Agricultural prices and price indices), which is available on request.

This quarterly publication contains, as mentioned above, a selection of the most important agricultural price series. A full list of all agricultural price series stored in NewCRONOS is available in the publication "Glossarium: Agricultural prices".

For a description of the price-determining characteristics such as product definition, trading stage, recording procedure and some details of statistical methodology, the reader is referred to the "Catalogue of Characteristics of the Agricultural Price Series Stored in NewCRONOS", which was published in 1988. An addendum which extends the coverage of this catalogue to Spain and Portugal and which takes account of further revisions in the selection and definition of absolute agricultural price series was published in 1992.

Over the past few years, Eurostat in conjunction with the Member States has developed a new concept for the statistics of absolute agricultural prices. This work has involved the review of all products covered by these statistics and has resulted in a number of additions, modifications and deletions. The work is ongoing and will lead to improved harmonisation of the agricultural price statistics across Member States. The work has included a review of the publication of these statistics. Absolute agricultural prices in the quarterly publication appear in a modified layout from the first number of 1995. In addition, the list of products for which prices are published here has been revised. The following changes in the list have been made.

- **Crop products:** The tables of prices for early potatoes, dessert apples and cauliflowers have been dropped.
- **Animal products:** Prices for fresh eggs have been added, and the table of sheep prices has been discontinued.
- **Means of production:** New tables with prices of thirteen feedingstuffs have been added: wheat bran, barley, maize, toasted extracted soyabean meal, fish meal, dried sugarbeet pulp, complementary feed for rearing calves, complementary feed for fattening cattle (in sacks), complete feed for rearing piglets (in sacks), complete feed for fattening pigs (in sacks), baby chick feed (in sacks), complete feed for broiler production (in sacks) and complete feed for rearing pullets to lay (in sacks). A few feedingstuffs price tables have been dropped: complementary feed for dairy cattle at grass, and complete feed for fattening pigs (in bulk). For fertilizers, two tables have been added: ternary fertilizers 17-17-17 and 9-9-18. Several tables have been discontinued: ammonium nitrate 33% N (in sacks), sulphate of potash, binary fertilizers 1-1-0 and 0-1-1, and ternary fertilizers 1-0.5-0.5, 1-1-1, 1-1-2 and 1-2-2.

\* \* \*

*Eurostat would like to thank all members of the Working Party on Agricultural Price Statistics, on which the Member States of the Union are represented, for their invaluable and active cooperation, without which the results achieved so far would have been impossible.*

## REMARQUES PRELIMINAIRES

### 1. Introduction

La publication trimestrielle "PRIX AGRICOLES : Indices de prix et prix absolus - Statistiques trimestrielles" contient des données mensuelles de la statistique des prix agricoles (indices et prix absolus) En ce qui concerne les prix agricoles absolus mensuels publiés ici, il s'agit uniquement d'une sélection des principales séries de prix stockées dans la banque de données NewCRONOS et disponibles chez Eurostat.

L'ensemble des données mensuelles et annuelles concernant les statistiques des prix agricoles (indices de prix et prix absolus) sont stockées dans la banque de données NewCRONOS d'Eurostat (domaine "PRAG"). Elles peuvent être obtenues via EURONET ou, sur demande adressée à Eurostat, sur bande magnétique, disquette ou listing.

Depuis janvier 1995, l'Union européenne compte trois nouveaux États membres: l'Autriche, la Finlande et la Suède. Ce numéro de "PRIX AGRICOLES" contient les indices de prix mensuels et les prix absolus pour ces trois nouveaux États membres et aussi, pour la première fois, les indices mensuels pour l'ensemble de l'Union européenne, EUR 15.

### 2. Indices UE des prix agricoles

Les indices UE des prix agricoles (output et input) se composent de l'indice UE des prix à la production des produits agricoles et de l'indice UE des prix d'achat des moyens de production agricole. Ces indices sont établis selon la méthode de Laspeyres, au moyen de pondérations déterminées pour l'année de base 1990 et pour un panier fixe de produits agricoles (indice output) ou un échantillon fixe de biens et de services sélectionnés (indices input). L'année 1990 sert également d'année de référence (i.e. 1990=100). Comme le montrent les schémas de pondération, l'importance des différents éléments composant ces indices de prix peut varier considérablement d'un État membre à l'autre.

Dans tous les États membres de l'Union, les indices UE des prix agricoles (output et input) reposent sur la notion de "ferme nationale" et ils ne couvrent, par conséquent, que les transactions entre les unités de production agricole et les unités de production non agricole (y compris le commerce extérieur). Il n'est tenu compte des transactions directes entre agriculteurs ni dans le calcul des pondérations, ni dans l'enregistrement des prix à la production ou des prix d'achat. Il existe ainsi à cet égard une large similitude entre les concepts méthodologiques qui sont à la base des indices UE des prix agricoles (output et input) et ceux qui sont à la base des comptes économiques agricoles de l'Union.

Les indices des prix agricoles (output et input) pour l'ensemble de l'Union s'obtiennent en règle générale à tous les niveaux d'agrégation en faisant la moyenne arithmétique pondérée des indices de prix correspondants des États membres de l'Union. La pondération des indices de prix nationaux s'effectue sur la base des valeurs des ventes des produits agricoles (indice output) ou des valeurs des achats des moyens de production agricole (indice input) qui sont disponibles en monnaie nationale et converties en standards de pouvoir d'achat (SPA)<sup>(1)</sup> par Eurostat.

Les indices des prix agricoles fournissent les informations sur l'évolution (a) des prix à la production des produits agricoles et (b) des prix d'achat des moyens de production agricole dans l'Union dans son ensemble ainsi que dans les différents États membres, et ils permettent de comparer les tendances de ces prix. Il est également possible de comparer l'évolution de ces indices de prix. Il faut toutefois se rappeler, en ce qui concerne les différents produits et groupes

de produits ou moyens de production et groupes de moyens de production, que la structure des paniers de marchandises correspond aux conditions de production dans chaque pays et qu'en conséquence les schémas de pondération des deux indices de prix sont différents d'un pays à l'autre.

Afin d'éliminer l'influence des taux d'inflation variables enregistrés dans l'Union, on a également publié les indices UE des prix agricoles sous une forme déflatée. A cet effet, la déflation des indices UE des prix agricoles nominaux (output et input) s'effectue à l'aide des indices des prix à la consommation.

Le lecteur voudra bien tenir compte aussi du fait qu'il peut également y avoir dans les Etats membres d'autres séries d'indices pour les prix à la production des produits agricoles et les prix d'achat des moyens de production agricole, qui peuvent différer des indices UE des prix agricoles publiés tant sur le plan des objectifs que sur celui de la méthodologie.

On trouvera de plus amples précisions sur la méthodologie appliquée pour établir les indices UE des prix agricoles dans la brochure "Méthodologie des indices CE des prix agricoles (output et input)" publiée en 1985.

- Indice UE des prix à la production des produits agricoles (output)

Les prix utilisés pour établir ces indices ne comprennent pas la TVA. Les prélèvements liés aux produits (par exemple le prélèvement de coresponsabilité) sont également déduits avec quelques exceptions comme par exemple la "supertaxe" pour les producteurs de lait. Les subventions liées aux produits sont ajoutées aux prix à la production obtenus sur le marché.

La rubrique 15 de l'indice a été subdivisée en "moût" et en "vin", étant donné que pour la république fédérale d'Allemagne et le Luxembourg, les prix et les indices de prix n'existent que pour le moût, alors que pour la France, l'Italie et le Portugal, les indices de prix ne sont disponibles que pour le vin (avec une distinction entre vin de table et vin de qualité pour la France et l'Italie). Pour la Grèce et l'Espagne, les données correspondantes disponibles portent sur le moût et le vin (sans distinction entre vin de table et vin de qualité). Dans le cas du Portugal, seuls des prix du vin de table sont disponibles. En raison de ces différences entre les Etats membres, les indices de prix pour l'Union dans son ensemble ne peuvent être fournis que pour la rubrique globale "moût/vin".

Les indices mensuels des prix des fruits et légumes frais sont fondés sur des pondérations variables pour les douze mois de l'année de base 1990. Le grand-duché de Luxembourg, pour lequel les données correspondantes ne sont pas disponibles, n'a pas été pris en compte dans le calcul des indices des prix des fruits et légumes frais pour l'Union dans son ensemble. La part de ce pays dans le total des fruits et légumes frais pour l'Union s'élevait à 0,012% en 1990. Les poids mensuels pour les fruits et légumes de la Finlande n'étaient pas disponibles et donc les indices de ce pays n'étaient pas inclus dans les indices pour EUR 15. La part de la Finlande dans les fruits et légumes de l'Union en 1990 s'élevait à 0,5%. En raison de cette absence de données mensuelles pour les fruits et légumes frais, des indices mensuels identiques sont indiqués, pour le Luxembourg, dans les rubriques "Total" et "Total (sans fruits et légumes)", d'une part, et dans "Produits végétaux" et "Produits végétaux (sans fruits et légumes)", d'autre part, ce qui n'est pas correct à proprement parler. La part des fruits et légumes dans l'indice global du Luxembourg s'élevait à 0,7% and 1,2% respectivement en 1990.

- Indice UE des prix d'achat des moyens de production agricole (input)

Depuis la parution du n° 1-1993 de la publication trimestrielle "PRIX AGRICOLES: Indices de prix et prix absolus", Eurostat publie un indice combiné des prix des inputs qui comprend l'indice UE des prix des biens et services de consommation courante dans l'agriculture et l'indice UE des prix des biens et services concourant aux investissements de l'agriculture.

Les prix utilisés pour établir les indices UE des prix d'achat des moyens de production agricole ne comprennent pas la TVA déductible. Toutes les autres taxes (par exemple taxes sur les carburants diesel) sont en revanche incluses, tandis que les aides (par exemple subventions pour les carburants diesel) sont déduites, afin que l'on puisse obtenir ainsi les prix effectivement payés par les agriculteurs.

### 3. Prix agricoles absolus

Eurostat enregistre pour les Etats membres de l'Union un nombre important de séries mensuelles et annuelles de prix agricoles qui couvrent les prix de vente de produits végétaux, les prix de vente de produits animaux et les prix d'achat des moyens de production agricole. Dans la plupart des cas, ces séries sont représentatives pour chacun des pays et harmonisées au niveau de l'Union. Les séries des prix de vente des produits végétaux et animaux englobent les prix des principaux produits au stade de la production agricole. Les prix d'achat des moyens de production agricole se réfèrent aux prix payés par les agriculteurs pour l'achat d'aliments du bétail, d'engrais, de carburants et de combustibles. Les prix, exprimés en monnaie nationale et en ECU, sont mémorisés dans la banque de données NewCRONOS d'Eurostat (domaine "PRAG") et sont habituellement disponibles à compter de 1969. Des précisions sur ces séries de prix mémorisés dans NewCRONOS (liste des produits retenus avec leur numéro de code, etc.) sont contenues dans le manuel PRAG (Prix et indices de prix agricoles) qui est fourni sur demande.

La présente publication trimestrielle contient, comme cela a été dit plus haut, une sélection des plus importantes séries de prix agricoles. La liste complète de toutes les séries de prix agricoles mémorisées dans NewCRONOS est donnée dans la publication "Glossarium - Prix agricoles".

Pour obtenir des précisions sur les caractéristiques déterminantes des prix telles que la définition du produit, le stade d'échange, les conditions commerciales et certains détails de la méthodologie statistique, le lecteur voudra bien consulter le "Catalogue des Caractéristiques des Séries de Prix Agricoles mémorisées dans NewCRONOS" publié en 1988. Un addendum qui étend le catalogue à l'Espagne et au Portugal et qui tient compte de nouvelles révisions effectuées dans la sélection et la définition des séries de prix agricoles absolus a été publié en 1992.


Au cours des dernières années, Eurostat, en collaboration avec les États membres, a développé un nouveau concept pour les statistiques des prix agricoles absolus. Tous les produits couverts par ces statistiques ont été passés en revue et un certain nombre d'adjonctions, modifications et suppressions ont été effectuées. Ces travaux se poursuivent et conduiront à une meilleure harmonisation des statistiques des prix agricoles dans les États membres. Il a également été procédé à un réexamen de la publication de ces statistiques. La présentation des prix agricoles absolus publiés trimestriellement a été modifiée depuis le premier numéro de 1995. En outre, la liste de produits pour lesquels des prix sont publiés a été revue et les modifications suivantes y ont été apportées:

- *produits végétaux*: les tableaux donnant les prix des pommes de terre hâtives, des pommes de table et des choux-fleurs ont été supprimés.

- *produits animaux*: les prix des oeufs frais ont été ajoutés et le tableau des prix des ovins a été supprimé.
- *moyens de production*: de nouveaux tableaux donnant les prix de 13 aliments des animaux ont été ajoutés: son de blé, orge, maïs, tourteaux d'extraction de soja cuit, farine de poisson, pulpes séchées de betteraves sucrières, complémentaire pour veaux d'élevage, complémentaire pour bovins à l'engrais (en sacs), complet pour porcelets d'élevage (en sacs), complet pour porcs à l'engrais (en sacs), complet pour poussins des premiers jours (en sacs), complet pour poulets à l'engrais (en sacs) et complet pour poulettes jusqu'à la ponte (en sacs). Un petit nombre de prix d'aliments des animaux ont été supprimés: complémentaire pour vaches laitières à l'herbage et complet pour porcs à l'engrais (en vrac). Pour les engrais, deux tableaux ont été ajoutés: engrais ternaires 17-17-17 et 9-9-18. Plusieurs tableaux ont été supprimés: nitrate d'ammonium 33% N (en sacs), sulfate de potasse, engrais binaires 1-1-0 et 0-1-1 et engrais ternaires 1-0,5-0,5, 1-1-1, 1-1-2 et 1-2-2.

\* \* \*

*Eurostat désire remercier tous les membres du groupe de travail "Statistiques des prix agricoles", dans lequel les Etats membres de l'Union sont représentés, de leur aide précieuse et de leur coopération active, sans lesquelles il aurait été impossible d'obtenir les résultats déjà atteints.*



**EU-AGRARPREISINDIZES**

**EU AGRICULTURAL PRICES INDICES**

**INDICES UE DES PRIX AGRICOLES**





**Wägungsschema**

**Weighting scheme**

**Schéma de pondération**



## WÄGUNGSSCHEMA NACH LÄNDERN / WEIGHTING SCHEME BY COUNTRY / SCHEMA DE PONDERATION PAR PAYS

1990 = 100 (ohne MwSt / excluding VAT / TVA exclue)

|      |   |   | B   | DK     | D      | GR     | E      | F      | IRL    | I      | L      | NL     | A      | P      | FIN    | S      | UK     | EUR15  |        |
|------|---|---|---|--------|--------|--------|--------|--------|--------|--------|--------|--------|--------|--------|--------|--------|--------|--------|--------|
| 14   | Frischgemüse                                  | Fresh vegetables                                    | Légumes frais   | 12 101 | 1 028  | 1 828  | 13 190 | 16 706 | 4 547  | 2 951  | 11 916 | 1 184  | 11 668 | 1 134  | 11 540 | 2 883  | 3 656  | 7 832  | 8 407  |
| 14A  | Kopfsalat                                     | Lettuce   | Laitues   | 1 379  | 96     | 183    | 500    | 1 137  | 435    | 145    | 478    | 210    | 473    | 329    | 2 441  | -      | 348    | 958    | 608    |
| 14B  | Blumenkohl                                    | Cauliflowers  | Choufleurs  | 689    | 92     | 113    | 520    | 304    | 287    | 110    | 534    | -      | 229    | -      | 334    | -      | 119    | 525    | 328    |
| 14C  | Kohl  | Cabbages  | Choux   | 184    | 150    | 314    | 430    | 213    | 133    | 200    | 441    | -      | 184    | 227    | 2 071  | 81     | 166    | 681    | 336    |
| 14D  | Tomaten                                       | Tomatoes  | Tomates   | 3 301  | 313    | 97     | 5 710  | 4 121  | 638    | 176    | 2 441  | 111    | 2 945  | 91     | 499    | 1 195  | 756    | 706    | 1 800  |
| 14E  | Karotten                                      | Carrots   | Carottes  | 186    | 115    | 117    | 180    | 184    | 86     | 238    | 401    | 864    | 329    | 23     | 1 129  | 386    | 401    | 779    | 283    |
| 14F  | Spinat  | Spinach   | Epinards  | -      | -      | 77     | 300    | 84     | 66     | -      | 123    | -      | 50     | -      | 142    | -      | 119    | -      | 78     |
| 14G  | Erbsen (grüne)                                | Peas (green)  | Pois (verts)  | -      | -      | 69     | 130    | 152    | -      | -      | 424    | -      | 99     | 68     | 301    | 85     | 281    | 450    | 168    |
| 14H  | Bohnen (grüne)                                | Beans (green)                                       | Haricots (verts)                                      | 99     | -      | 82     | 660    | 1 143  | 102    | -      | 414    | -      | 109    | 136    | 1 474  | -      | -      | 154    | 343    |
| 14I  | Zwiebeln                                      | Onions  | Oignons   | 46     | 139    | 42     | 480    | 602    | 130    | 48     | 520    | -      | 463    | 147    | 441    | 119    | 119    | 464    | 322    |
| 14J  | Gurken  | Cucumbers   | Concombres  | 156    | 123    | 124    | 770    | 521    | 168    | -      | 144    | -      | 1 521  | 91     | 154    | 1 017  | 466    | 401    | 371    |
| 14K  | Sonstiges Frischgemüse                        | Others  | Autres  | 6 059  | -      | 610    | 3 510  | 8 246  | 2 502  | 2 035  | 5 994  | -      | 5 268  | 23     | 2 553  | -      | 883    | 2 713  | 3 770  |
| 15   | Weinmost/Wein                                 | Wine must/Wine                                      | Moût/Vin  | -      | -      | 1 746  | 2 800  | 4 890  | 16 605 | -      | 7 985  | 8 520  | -      | 4 790  | 12 830 | -      | -      | -      | 6 286  |
| 15A  | Weinmost                                      | Wine must   | Moût  | -      | -      | 1 746  | 2 260  | 242    | -      | -      | -      | 8 520  | -      | 862    | -      | -      | -      | -      | 378    |
| 15B  | Wein  | Wine  | Vin   | -      | -      | -      | 540    | 4 648  | 16 605 | -      | 7 985  | -      | -      | 3 927  | 12 830 | -      | -      | -      | 5 908  |
| 15B1 | Tafelwein                                     | Table wine  | Vin de table  | -      | -      | -      | -      | -      | 14 171 | -      | 5 528  | -      | -      | -      | 5 902  | -      | -      | -      | 4 101  |
| 15B2 | Qualitätswein                                 | Quality wine  | Vin de qualité  | -      | -      | -      | -      | -      | 2 435  | -      | 2 457  | -      | -      | -      | 6 928  | -      | -      | -      | 1 084  |
| 16   | Oliven und Olivenöl                           | Olives and olive oil                                | Olives et huile d'olives                              | -      | -      | -      | 11 490 | 5 240  | -      | -      | 4 429  | -      | -      | -      | 3 545  | -      | -      | -      | 2 041  |
| 17   | Saatgut                                       | Seeds   | Semences  | 308    | 669    | 533    | 260    | 449    | 142    | 455    | 335    | -      | 2 557  | -      | -      | 873    | -      | 1 125  | 570    |
| 18   | Blumen, Zierpflanzen und Baumschulerzeugnisse | Flowers, ornamental plants and tree-nursery product | Fleurs, plantes ornementales et produits de pépinière | 6 565  | 6 153  | 5 418  | 1 260  | 1 559  | 2 575  | -      | 4 511  | -      | 18 723 | -      | 872    | 2 997  | 3 991  | 3 768  | 4 432  |
| 19   | Sonstige pflanzliche Erzeugnisse              | Other crop products                                 | Autres produits végétaux                              | 958    | 7 778  | 2 118  | 15 040 | 5 172  | 5 706  | -      | 4 343  | 345    | 553    | -      | 2 734  | 2 183  | 4 036  | 4 111  | 4 421  |
| 19A  | Hülsenfrüchte                                 | Pulses  | Légumes secs  | 55     | 1 768  | 89     | 630    | 372    | 1 759  | -      | 263    | -      | 124    | -      | 1 357  | -      | -      | 1 124  | 710    |
| 19B  | Ölsaaten                                      | Oilseeds  | Graines oléagineuses                                  | 102    | 5 072  | 1 019  | 330    | 2 063  | 3 702  | -      | 2 441  | -      | 87     | -      | 824    | 2 183  | 4 036  | 2 987  | 2 143  |
| 19C  | Rohtabak                                      | Raw tobacco   | Tabac brut  | 91     | -      | 106    | 4 940  | 588    | 201    | -      | 1 352  | -      | -      | -      | 542    | -      | -      | -      | 608    |
| 19D  | Baumwolle                                     | Cotton  | Coton   | -      | -      | -      | 7 860  | 846    | -      | -      | -      | -      | -      | -      | -      | -      | -      | -      | 495    |
| 19E  | Sonstige                                      | Others  | Autres  | 710    | 938    | 904    | 1 280  | 1 304  | 45     | -      | 287    | -      | 341    | -      | 11     | -      | -      | -      | 466    |
| 2    | TIERE UND TIERISCHE ERZEUGNISSE               | ANIMALS AND ANIMAL PRODUCTS                         | ANIMAUX ET PRODUITS ANIMAUX                           | 63 834 | 64 673 | 71 664 | 28 980 | 38 137 | 47 049 | 87 701 | 39 850 | 83 025 | 57 925 | 76 834 | 46 641 | 70 008 | 73 353 | 59 571 | 51 982 |
| 21   | Tiere (zur Schlachtung und für den Export)    | Animals (for slaughter and export)                  | Animaux (boucherie et exportation)                    | 45 865 | 39 317 | 40 181 | 15 530 | 26 977 | 28 805 | 51 544 | 25 036 | 32 581 | 31 948 | 47 235 | 28 058 | 28 088 | 31 659 | 33 770 | 31 001 |
| 21A  | Kälber  | Calves  | Veaux   | 4 680  | 44     | 3 367  | 2 560  | 3 968  | 3 483  | -      | 2 471  | 2 362  | 4 459  | 2 391  | 1 722  | 4      | 616    | 350    | 2 806  |
| 21B  | Rinder ohne Kälber                            | Cattle excluding calves                             | Bovins sans veaux                                     | 15 520 | 8 645  | 14 988 | 350    | 4 377  | 10 871 | 37 865 | 7 748  | 21 715 | 5 123  | 20 624 | 9 759  | 14 320 | 12 978 | 13 799 | 10 243 |
| 21C  | Schweine                                      | Pigs  | Porcs   | 22 153 | 28 718 | 19 876 | 3 280  | 10 750 | 6 342  | 6 032  | 5 934  | 8 472  | 17 644 | 22 687 | 13 408 | 11 929 | 15 906 | 7 953  | 11 088 |
| 21D  | Schafe und Lämmer                             | Sheep and lambs                                     | Moutons et agneaux                                    | 113    | 52     | 117    | 4 010  | 3 077  | 1 263  | 4 652  | 709    | -      | 605    | -      | 3 104  | 182    | 415    | 4 645  | 1 672  |
| 21E  | Geflügel                                      | Poultry   | Volailles   | 3 128  | 1 831  | 1 833  | 2 990  | 4 023  | 5 620  | 2 996  | 5 675  | 33     | 3 898  | 1 533  | -      | 1 581  | 1 632  | 7 023  | 4 278  |
| 21E1 | Masthähnchen                                  | Chickens  | Poulets   | 3 023  | 1 614  | 992    | 2 990  | 3 187  | 2 854  | 2 056  | 5 051  | 33     | 3 460  | 1 533  | -      | -      | 1 632  | 5 013  | 3 084  |
| 21E2 | Sonstiges Geflügel                            | Other poultry                                       | Autres volailles                                      | 105    | 217    | 842    | -      | 836    | 2 765  | 940    | 624    | -      | 438    | -      | -      | -      | -      | 2 011  | 1 165  |
| 21F  | Sonstige Tiere                                | Other animals                                       | Autres animaux  | 271    | 27     | -      | 2 340  | 783    | 1 228  | -      | 2 497  | -      | 219    | -      | 65     | 72     | 113    | -      | 914    |
| 22   | Milch   | Milk  | Lait  | 15 335 | 24 060 | 27 916 | 9 870  | 7 886  | 16 314 | 35 103 | 12 021 | 49 596 | 22 310 | 26 342 | 13 628 | 34 243 | 37 736 | 21 689 | 17 900 |
| 22A  | Kuhmilch                                      | Cow's milk  | Lait de vache   | 15 335 | 24 060 | 27 916 | 2 230  | 5 920  | 15 959 | 35 103 | 10 988 | 49 596 | 22 310 | 26 342 | 11 720 | 34 243 | 37 736 | 21 689 | 16 982 |
| 22B  | Sonstige Milch                                | Other milk  | Autres laits  | -      | -      | -      | 7 640  | 1 966  | 356    | -      | 1 033  | -      | -      | -      | 1 908  | -      | -      | -      | 918    |
| 23   | Eier  | Eggs  | Oeufs   | 2 616  | 993    | 3 363  | 2 330  | 3 209  | 1 694  | 747    | 2 696  | 848    | 3 061  | 3 257  | 4 013  | 3 756  | 3 958  | 3 557  | 2 714  |
| 24   | Sonstige tierische Erzeugnisse                | Other animal products                               | Autres produits animaux                               | 17     | 303    | 205    | 1 250  | 65     | 235    | 306    | 97     | -      | 605    | -      | 942    | 3 921  | -      | 555    | 366    |



## WÄGUNGSSCHEMA NACH PRODUKTEN / WEIGHTING SCHEME BY PRODUCT / SCHEMA DE PONDERATION PAR PRODUIT

1990 = 100 (ohne MWS / excluding VAT / TVA exclue)

|      |   |   | B   | DK    | D     | GR     | E      | F      | IRL    | I     | L      | NL    | A      | P     | FIN    | S     | UK    | EUR15  |         |
|------|---|---|---|-------|-------|--------|--------|--------|--------|-------|--------|-------|--------|-------|--------|-------|-------|--------|---------|
| 14   | Frischgemüse                                  | Fresh vegetables                                    | Légumes frais   | 4 082 | 304   | 2 596  | 7 670  | 25 958 | 11 738 | 670   | 22 843 | 13    | 10 379 | 310   | 3 160  | 601   | 586   | 9 090  | 100 000 |
| 14A  | Kopfsalat                                     | Lettuce   | Laitues   | 6 697 | 409   | 3 733  | 4 185  | 25 426 | 16 170 | 473   | 13 199 | 33    | 6 050  | 1 293 | 5 522  | :     | 802   | 16 010 | 100 000 |
| 14B  | Blumenkohl                                    | Cauliflowers  | Choux-fleurs  | 5 948 | 696   | 4 115  | 7 738  | 12 069 | 18 960 | 640   | 26 212 | :     | 5 207  | :     | 2 337  | :     | 487   | 15 591 | 100 000 |
| 14C  | Kohl  | Cabbages  | Choux   | 1 558 | 1 114 | 11 176 | 6 264  | 8 280  | 8 571  | 1 136 | 21 200 | :     | 4 092  | 1 552 | 14 153 | 433   | 665   | 19 805 | 100 000 |
| 14D  | Tomaten                                       | Tomatoes  | Tomates   | 5 131 | 426   | 633    | 15 299 | 29 501 | 7 584  | 184   | 21 558 | 6     | 12 070 | 114   | 1 978  | 1 183 | 558   | 3 773  | 100 000 |
| 14E  | Karotten                                      | Carrots   | Carottes  | 1 868 | 1 012 | 4 932  | 3 110  | 8 516  | 6 584  | 1 603 | 22 817 | 283   | 8 690  | 184   | 9 154  | 2 462 | 1 911 | 26 876 | 100 000 |
| 14F  | Spinat  | Spinach   | Epinards  | :     | :     | 11 806 | 18 907 | 14 098 | 18 509 | :     | 25 619 | :     | 4 783  | :     | 4 215  | :     | 2 063 | :      | 100 000 |
| 14G  | Erbsen (grüne)                                | Peas (green)  | Pois (verts)  | :     | :     | 4 932  | 3 783  | 11 821 | :      | :     | 40 705 | :     | 4 405  | 930   | 4 108  | 911   | 2 251 | 26 154 | 100 000 |
| 14H  | Bohnen (grüne)                                | Beans (green)                                       | Haricots (verts)                                      | 817   | :     | 2 858  | 9 399  | 43 493 | 6 470  | :     | 19 451 | :     | 2 375  | 910   | 9 853  | :     | :     | 4 374  | 100 000 |
| 14I  | Zwiebeln                                      | Onions  | Oignons   | 406   | 1 072 | 1 558  | 7 291  | 24 431 | 8 754  | 286   | 26 025 | :     | 10 753 | 1 052 | 3 143  | 666   | 497   | 14 067 | 100 000 |
| 14J  | Gurken  | Cucumbers   | Concombres  | 1 193 | 827   | 3 998  | 10 152 | 18 339 | 9 838  | :     | 6 270  | :     | 30 673 | 562   | 956    | 4 955 | 1 692 | 10 545 | 100 000 |
| 14K  | Sonstiges Frischgemüse                        | Others  | Autres  | 4 557 | :     | 1 931  | 4 550  | 28 563 | 14 401 | 1 030 | 25 618 | :     | 10 447 | 14    | 1 553  | :     | 315   | 7 020  | 100 000 |
| 15   | Weinmost/Wein                                 | Wine must/Wine                                      | Moût/Vin  | :     | :     | 3 315  | 2 177  | 10 158 | 57 313 | :     | 20 466 | 126   | :      | 1 748 | 4 697  | :     | :     | :      | 100 000 |
| 15A  | Weinmost                                      | Wine must   | Moût  | :     | :     | 55 114 | 29 212 | 8 355  | :      | :     | :      | 2 088 | :      | 5 231 | :      | :     | :     | :      | 100 000 |
| 15B  | Wein  | Wine  | Vin   | :     | :     | :      | 447    | 10 274 | 60 981 | :     | 21 776 | :     | :      | 1 525 | 4 997  | :     | :     | :      | 100 000 |
| 15B1 | Tafelwein                                     | Table wine  | Vin de table  | :     | :     | :      | :      | 74 969 | :      | :     | 21 720 | :     | :      | :     | 3 312  | :     | :     | :      | 100 000 |
| 15B2 | Qualitätswein                                 | Quality wine  | Vin de qualité  | :     | :     | :      | :      | 48 755 | :      | :     | 36 530 | :     | :      | :     | 14 715 | :     | :     | :      | 100 000 |
| 16   | Oliven und Olivenöl                           | Olives and olive oil                                | Olives et huile d'olives                              | :     | :     | :      | 27 513 | 33 527 | :      | :     | 34 964 | :     | :      | :     | 3 997  | :     | :     | :      | 100 000 |
| 17   | Saatgut                                       | Seeds   | Semences  | 1 529 | 2 916 | 11 159 | 2 228  | 10 277 | 5 398  | 1 521 | 9 463  | :     | 33 513 | :     | :      | 2 764 | :     | 19 231 | 100 000 |
| 18   | Blumen, Zierpflanzen und Baumschulerzeugnisse | Flowers, ornamental plants and tree-nursery product | Fleurs, plantes ornementales et produits de pépinière | 4 183 | 3 438 | 14 536 | 1 384  | 4 574  | 12 558 | :     | 16 335 | :     | 31 460 | :     | 846    | 1 216 | 1 208 | 8 260  | 100 000 |
| 19   | Sonstige pflanzliche Erzeugnisse              | Other crop products                                 | Autres produits végétaux                              | 614   | 4 373 | 5 718  | 16 621 | 15 273 | 27 994 | :     | 15 821 | 7     | 934    | :     | 1 422  | 926   | 1 229 | 9 068  | 100 000 |
| 19A  | Hölsenfrüchte                                 | Pulses  | Légumes secs  | 218   | 6 183 | 1 502  | 4 330  | 6 826  | 53 660 | :     | 5 949  | :     | 1 309  | :     | 4 392  | 215   | :     | 15 416 | 100 000 |
| 19B  | Ölsaaten                                      | Oilseeds  | Graines oléagineuses                                  | 135   | 5 884 | 5 675  | 753    | 12 568 | 37 473 | :     | 18 351 | :     | 305    | :     | 884    | 1 839 | 2 536 | 13 597 | 100 000 |
| 19C  | Rohlabak                                      | Raw tobacco   | Tabac brut  | 423   | :     | 2 081  | 39 743 | 12 642 | 7 191  | :     | 36 867 | :     | :      | :     | 2 053  | :     | :     | :      | 100 000 |
| 19D  | Baumwolle                                     | Cotton  | Coton   | :     | :     | :      | 77 666 | 22 334 | :      | :     | :      | :     | :      | :     | :      | :     | :     | :      | 100 000 |
| 19E  | Sonstige                                      | Others  | Autres  | 4 322 | 5 009 | 23 164 | 13 430 | 36 558 | 2 076  | :     | 9 916  | :     | 5 471  | :     | 55     | :     | :     | :      | 100 000 |
| 2    | TIERE UND TIERISCHE ERZEUGNISSE               | ANIMALS AND ANIMAL PRODUCTS                         | ANIMAUX ET PRODUITS ANIMAUX                           | 3 472 | 3 085 | 16 414 | 2 717  | 9 555  | 19 584 | 3 212 | 12 318 | 148   | 8 309  | 3 382 | 2 328  | 2 432 | 1 896 | 11 149 | 100 000 |
| 21   | Tiere (zur Schlachtung und für den Export)    | Animals (for slaughter and export)                  | Animaux (boucherie et exportation)                    | 4 166 | 3 132 | 15 369 | 2 432  | 11 288 | 20 024 | 3 152 | 12 924 | 97    | 7 653  | 3 472 | 2 517  | 1 852 | 1 366 | 10 555 | 100 000 |
| 21A  | Kälber  | Calves  | Veaux   | 4 730 | 39    | 14 329 | 4 460  | 18 469 | 26 937 | :     | 14 192 | 78    | 11 884 | 1 956 | 1 413  | 3     | 296   | 1 216  | 100 000 |
| 21B  | Rinder ohne Kälber                            | Cattle excluding calves                             | Bovins sans veaux                                     | 4 283 | 2 092 | 17 417 | 167    | 5 564  | 22 958 | 7 035 | 12 152 | 196   | 3 728  | 4 606 | 2 186  | 2 809 | 1 702 | 13 103 | 100 000 |
| 21C  | Schweine                                      | Pigs  | Porcs   | 5 646 | 6 419 | 21 331 | 1 441  | 12 620 | 12 370 | 1 035 | 8 596  | 71    | 11 859 | 4 680 | 2 774  | 2 258 | 1 926 | 6 974  | 100 000 |
| 21D  | Schafe und Lämmer                             | Sheep and lambs                                     | Moutons et agneaux                                    | 191   | 78    | 834    | 11 722 | 24 034 | 16 386 | 5 310 | 6 836  | :     | 2 704  | :     | 4 272  | 197   | 334   | 27 102 | 100 000 |
| 21E  | Geflügel                                      | Poultry   | Volailles   | 2 016 | 1 035 | 4 975  | 3 322  | 11 940 | 27 713 | 1 300 | 20 785 | 1     | 6 624  | 799   | 2 660  | 760   | 500   | 15 572 | 100 000 |
| 21E1 | Masthähnchen                                  | Chickens  | Poulets   | 2 672 | 1 251 | 3 690  | 4 555  | 12 973 | 19 304 | 1 223 | 25 369 | 1     | 8 063  | 1 096 | 2 960  | 916   | 685   | 15 242 | 100 000 |
| 21E2 | Sonstiges Geflügel                            | Other poultry                                       | Autres volailles                                      | 250   | 452   | 8 435  | :      | 9 160  | 50 365 | 1 506 | 8 442  | :     | 2 748  | :     | 1 851  | 340   | :     | 16 462 | 100 000 |
| 21F  | Sonstige Tiere                                | Other animals                                       | Autres animaux  | 821   | 70    | :      | 12 202 | 10 906 | 28 420 | :     | 42 930 | :     | 1 751  | :     | 2 600  | 139   | 162   | :      | 100 000 |
| 22   | Milch   | Milk  | Lait  | 2 429 | 3 342 | 18 619 | 2 695  | 5 754  | 19 776 | 3 743 | 10 821 | 257   | 9 319  | 3 377 | 1 752  | 3 454 | 2 840 | 11 821 | 100 000 |
| 22A  | Kuhmilch                                      | Cow's milk  | Lait de vache   | 2 560 | 3 523 | 19 626 | 642    | 4 553  | 20 390 | 3 946 | 10 425 | 271   | 9 823  | 3 559 | 1 588  | 3 641 | 2 993 | 12 459 | 100 000 |
| 22B  | Sonstige Milch                                | Other milk  | Autres laits  | :     | :     | :      | 40 689 | 27 976 | 8 407  | :     | 18 144 | :     | :      | :     | 4 784  | :     | :     | :      | 100 000 |
| 23   | Eier  | Eggs  | Oeufs   | 2 732 | 910   | 14 793 | 4 195  | 15 438 | 13 543 | 525   | 16 001 | 29    | 8 431  | 2 753 | 3 402  | 2 498 | 1 964 | 12 784 | 100 000 |
| 24   | Sonstige tierische Erzeugnisse                | Other animal products                               | Autres produits animaux                               | 166   | 2 519 | 8 162  | 20 424 | 2 835  | 17 035 | 1 955 | 5 229  | :     | 15 133 | :     | 7 251  | 1 203 | :     | 18 088 | 100 000 |

## WÄGUNGSSCHEMA NACH LÄNDERN / WEIGHTING SCHEME BY COUNTRY / SCHEMA DE PONDERATION PAR PAYS

1990 = 100 (ohne MWSI / excluding VAT / TVA exclue)

|     |   |  | B       | DK      | D       | GR      | E       | F       | IRL     | I       | L       | NL      | A       | P       | FIN     | S       | UK      | EUR15   |
|-----|---|--|---------|---------|---------|---------|---------|---------|---------|---------|---------|---------|---------|---------|---------|---------|---------|---------|
| 00  | INSGESAMT (01 + 02)   | TOTAL (01 + 02)  | 100 000 | 100 000 | 100 000 | 100 000 | 100 000 | 100 000 | 100 000 | 100 000 | 100 000 | 100 000 | 100 000 | 100 000 | 100 000 | 100 000 | 100 000 | 100 000 |
| 01  | WAREN UND DIENSTLEISTUNGEN DES LAUFENDEN LANDWIRTSCHAFTLICHEN VERBRAUCHS  | GOODS AND SERVICES CURRENTLY CONSUMED IN AGRICULTURE                 | 87 843  | 81 816  | 76 815  | 77 113  | 74 919  | 81 176  | 77 897  | 50 506  | 57 653  | 75 471  | 58 990  | 85 900  | 68 407  | 76 904  | 85 958  | 74 153  |
| 1   | Saat- und Pflanzgut   | Seeds  | 5 963   | 2 810   | 2 520   | 3 987   | 2 905   | 8 466   | 2 421   | 2 508   | 1 871   | 3 075   | 3 885   | 8 050   | 2 571   | 3 506   | 3 725   | 4 199   |
| 2   | Nutz- und Zuchtvieh   | Animals for rearing and production                                   | 2 845   | :       | 7 666   | 1 858   | 1 239   | 391     | 347     | 493     | 2 677   | 1 502   | :       | 2 236   | 47      | :       | 449     | 1 895   |
| 3   | Energie und Schmierstoffe   | Energy, lubricants   | 7 224   | 5 356   | 10 412  | 20 312  | 7 787   | 7 232   | 9 159   | 5 052   | 5 723   | 8 460   | 13 533  | 9 398   | 7 199   | 11 097  | 5 846   | 8 016   |
| 31  | Heizstoffe  | Fuels for heating  | 3 086   | 1 137   | 2 228   | 170     | 191     | 1 550   | 161     | 246     | :       | 4 715   | 2 852   | :       | 806     | 2 416   | 1 713   | 1 458   |
| 32  | Treibstoffe   | Motor fuels  | 1 647   | 1 705   | 4 267   | 16 032  | 4 156   | 3 473   | 6 726   | 2 772   | 2 427   | 1 887   | 7 134   | 8 755   | 3 669   | 4 416   | 1 794   | 3 838   |
| 33  | Elektrischer Strom  | Electricity  | 2 234   | 2 614   | 2 697   | 2 105   | 1 890   | 1 112   | 1 979   | 1 140   | 3 296   | 1 672   | 2 408   | 490     | 2 611   | 4 265   | 2 029   | 1 812   |
| 34  | Schmierstoffe   | Lubricants   | 257     | :       | 1 219   | 2 005   | 1 650   | 1 097   | 293     | 894     | :       | 188     | 1 139   | 153     | 113     | :       | 310     | 908     |
| 4   | Dünge- und Bodenverbesserungsmittel                                       | Fertilizers, soil improvers  | 6 895   | 8 091   | 8 706   | 6 794   | 9 923   | 12 385  | 15 365  | 5 769   | 10 243  | 3 774   | 8 376   | 10 325  | 12 200  | 9 606   | 9 336   | 8 953   |
| 41  | Einnährstoffdünger  | Straight fertilizers   | 2 899   | 2 774   | 4 298   | 2 375   | 5 758   | 5 641   | 4 639   | 2 625   | 8 239   | 2 405   | 4 093   | 9 243   | 619     | 4 893   | 3 774   | 4 252   |
| 411 | Stickstoffdünger  | Nitrogenous fertilizers  | 2 179   | 2 508   | 3 245   | 2 213   | 4 942   | 4 333   | 4 496   | 1 627   | 5 482   | 2 026   | 3 331   | 8 344   | 619     | :       | 3 563   | 3 365   |
| 412 | Phosphatdünger  | Phosphatic fertilizers   | 321     | 52      | 421     | 108     | 678     | 605     | 114     | 625     | 881     | 174     | 465     | 844     | :       | 4 893   | 211     | 546     |
| 413 | Kalidünger  | Potassic fertilizers   | 399     | 214     | 632     | 54      | 137     | 703     | 30      | 274     | 1 876   | 205     | 297     | 55      | :       | :       | :       | 341     |
| 42  | Mehrnährstoffdünger   | Compound fertilizers   | 3 927   | 5 317   | 3 574   | 4 419   | 4 061   | 6 178   | 10 164  | 3 128   | 2 004   | 1 203   | 3 966   | 1 082   | 10 409  | 4 515   | 5 125   | 4 329   |
| 421 | NP-Dünger   | NP fertilizers   | 421     | 214     | 360     | 3 092   | 288     | 649     | :       | 1 156   | :       | 976     | 480     | 179     | :       | :       | :       | 588     |
| 422 | PK-Dünger   | PK fertilizers   | 793     | 598     | 671     | :       | 230     | 1 990   | 1 752   | :       | :       | 54      | 615     | :       | :       | :       | :       | 606     |
| 423 | NPK-Dünger  | NPK fertilizers  | 2 713   | 4 505   | 2 544   | 1 326   | 3 542   | 3 539   | 8 412   | 1 972   | 2 004   | 172     | 2 871   | 903     | 10 409  | :       | 5 125   | 3 055   |
| 43  | Sonstige Dünge- und Bodenverbesserungsmittel                              | Other fertilizers, soil improvers                                    | 69      | :       | 833     | :       | 104     | 566     | 562     | 115     | :       | 165     | 317     | :       | 1 172   | 198     | 436     | 372     |
| 5   | Pflanzenschutzmittel  | Plant protection products  | 4 143   | 4 703   | 2 943   | 6 462   | 4 623   | 8 569   | 2 045   | 3 170   | 1 763   | 1 857   | 2 117   | 4 425   | 2 058   | 2 652   | 5 678   | 4 637   |
| 51  | Fungizide   | Fungicides   | :       | 1 455   | 840     | 1 727   | 685     | 3 142   | 622     | 911     | 709     | 706     | 655     | 2 515   | 293     | 462     | 2 022   | 1 407   |
| 52  | Insektizide   | Insecticides   | :       | 455     | 452     | 1 635   | 1 009   | 1 408   | 102     | 887     | 89      | 334     | 542     | 667     | 47      | 132     | 608     | 797     |
| 53  | Herbizide   | Herbicides   | :       | 2 319   | 1 498   | 1 311   | 1 029   | 3 324   | 957     | 1 117   | 966     | 650     | 647     | 1 218   | 1 718   | 2 057   | 2 847   | 1 740   |
| 54  | Sonstige  | Other  | :       | 474     | 154     | 1 789   | 1 900   | 694     | 365     | 255     | :       | 167     | 272     | 25      | :       | :       | 200     | 575     |
| 6   | Futtermittel  | Animal feedingstuffs   | 42 248  | 37 212  | 21 486  | 21 515  | 37 852  | 25 456  | 31 580  | 26 092  | 16 310  | 37 428  | 11 811  | 44 005  | 25 440  | 20 529  | 34 809  | 29 316  |
| 61  | Einzel Futtermittel   | Straight feedingstuffs   | 4 868   | 8 803   | 5 002   | 9 685   | 9 919   | 3 288   | 3 211   | 8 406   | 1 795   | 470     | 3 225   | 10 461  | 1 119   | 1 930   | 9 721   | 6 201   |
| 611 | Getreide und Mühlennachprodukte   | Cereals and milling by-products                                      | 1 261   | 4 236   | 2 125   | 3 871   | 9 030   | 460     | 1 351   | 3 383   | 1 795   | 141     | 1 715   | 8 798   | :       | :       | 4 868   | 3 269   |
| 612 | Ölkuchen bzw. -schrot   | Oil-cakes  | 2 234   | 1 254   | 669     | 948     | 366     | 2 577   | 209     | 2 262   | :       | 89      | 598     | :       | :       | :       | 2 937   | 1 432   |
| 613 | Futtermittel tierischer Herkunft  | Products of animal origin  | :       | 2 582   | 1 208   | :       | 137     | 251     | 652     | 2 628   | :       | 11      | 454     | :       | :       | :       | 601     | 814     |
| 614 | Sonstige Einzel Futtermittel  | Other  | 1 373   | 731     | 1 000   | 4 866   | 385     | :       | 998     | 133     | :       | 230     | 458     | 1 663   | 1 119   | :       | 1 315   | 652     |
| 62  | Mischfuttermittel   | Compound feedingstuffs   | 37 380  | 28 409  | 16 484  | 11 829  | 27 933  | 22 168  | 28 369  | 17 685  | 14 515  | 36 958  | 8 586   | 33 544  | 24 321  | 18 600  | 25 087  | 23 114  |
| 621 | für Kälber  | for calves   | 2 317   | 1 514   | 2 006   | 1 303   | 1 335   | 4 224   | 1 877   | 859     | 726     | 4 128   | 813     | 468     | 1 492   | :       | 954     | 2 070   |
| 622 | für Rinder (ohne Kälber)  | for cattle (excluding calves)  | 7 037   | 7 253   | 4 881   | 1 419   | 4 414   | 4 342   | 13 751  | 6 080   | 9 568   | 6 953   | 2 184   | 10 607  | 7 312   | 9 422   | 7 454   | 5 694   |
| 623 | für Schweine  | for pigs   | 21 620  | 15 445  | 6 022   | 3 192   | 10 489  | 3 814   | 6 110   | 4 238   | 3 778   | 17 735  | 2 948   | 10 730  | 9 190   | 5 483   | 5 522   | 7 443   |
| 624 | für Geflügel  | for poultry  | 5 691   | 3 216   | 3 574   | 4 025   | 9 512   | 8 180   | 6 630   | 5 371   | 443     | 8 142   | 2 642   | 10 133  | 4 935   | 3 694   | 9 530   | 6 788   |
| 625 | Sonstige  | Other  | 715     | 981     | :       | 1 889   | 2 184   | 1 608   | :       | 1 138   | :       | :       | :       | 1 606   | 1 392   | :       | 1 627   | 1 120   |
| 7   | Material und Kleinwerkzeug  | Material and small tools   | 1 755   | 2 059   | 1 851   | 3 486   | 716     | 2 666   | 4 562   | 674     | 1 467   | 2 498   | :       | 1 037   | 1 265   | :       | 3 820   | 1 881   |
| 8   | Instandhaltung und Reparatur von Maschinen                                | Maintenance and repair of plant                                      | 5 264   | 7 961   | 7 969   | 6 493   | 3 642   | 5 128   | 2 810   | 659     | 4 398   | 5 140   | 6 036   | 1 268   | 6 233   | 10 946  | 8 590   | 5 103   |
| 9   | Instandhaltung und Reparatur von Wirtschaftsgebäuden und sonstigen Bauten | Maintenance and repair of agricultural buildings and other buildings | 1 241   | 3 001   | 3 020   | 2 043   | 2 142   | 788     | 1 997   | 354     | 3 037   | 1 753   | 2 437   | 768     | 3 250   | 5 587   | 4 186   | 1 952   |
| 10  | Veterinärleistungen   | Veterinary services  | 2 027   | 4 424   | 1 399   | :       | 1 508   | 3 272   | 5 913   | 1 875   | 2 640   | 1 592   | 3 436   | 2 901   | 1 132   | 1 033   | 2 082   | 2 133   |
| 11  | Allgemeine Wirtschaftsausgaben  | General expenses   | 8 239   | 6 198   | 8 844   | 4 164   | 2 583   | 6 822   | 1 698   | 3 862   | 7 523   | 8 393   | 7 359   | 1 488   | 7 013   | 11 947  | 7 438   | 6 070   |

## WÄGUNGSSCHEMA NACH LÄNDERN / WEIGHTING SCHEME BY COUNTRY / SCHEMA DE PONDERATION PAR PAYS

1990 = 100 (ohne MWST / excluding VAT / TVA exclue)

|      |   |   | B      | DK     | D      | GR     | E      | F      | IRL    | I      | L      | NL     | A      | P      | FIN    | S      | UK     | EUR15  |
|------|---|---|--------|--------|--------|--------|--------|--------|--------|--------|--------|--------|--------|--------|--------|--------|--------|--------|
| 02   | WAREN UND DIENSTLEISTUNGEN<br>LANDWIRTSCHAFTLICHER<br>INVESTITIONEN | GOODS AND SERVICES CONTRIBUTING<br>TO AGRICULTURAL INVESTMENT | 12 157 | 18 184 | 23 185 | 22 887 | 25 081 | 18 824 | 22 103 | 49 494 | 42 347 | 24 529 | 41 010 | 14 100 | 31 593 | 23 096 | 14 042 | 25 847 |
| 12   | Maschinen und andere Ausrüstungsgüter                               | Machinery and other equipment                                 | 7 751  | 12 749 | 19 153 | 11 286 | 8 260  | 12 967 | 11 635 | 22 559 | 23 743 | 16 508 | 21 137 | 13 083 | 22 509 | 18 911 | 7 144  | 14 719 |
| 121  | Einachsschlepper und andere einachsige<br>Motorgeräte               | Rotovator and other 2-wheel<br>equipment                      | 282    | :      | 215    | 293    | 187    | 200    | :      | 1 120  | 237    | 21     | :      | 692    | :      | :      | :      | 311    |
| 122  | Maschinen und Geräte für Kulturen                                   | Machinery and plant for cultivating                           | 1 357  | 1 890  | 2 375  | 359    | 1 991  | 2 095  | 245    | 1 797  | 3 799  | 3 598  | 4 495  | 2 365  | 4 842  | 1 090  | 873    | 2 056  |
| 123  | Maschinen und Geräte für die Ernte                                  | Machinery and plant for harvesting                            | 1 220  | 3 696  | 3 531  | 1 105  | 783    | 2 196  | 676    | 1 872  | 6 520  | 4 801  | 4 742  | 690    | 2 770  | 3 374  | 1 567  | 2 282  |
| 124  | Maschinen und Einrichtungen   | Farm machinery and installations                              | 867    | 2 742  | 3 728  | 1 101  | 19     | 3 337  | 1 680  | 4 778  | 3 632  | 4 435  | 4 512  | 273    | 1 325  | 8 016  | 661    | 2 788  |
| 1241 | für die pflanzliche Erzeugung                                       | for crop production   | 416    | 705    | 1 145  | 767    | :      | 2 553  | :      | 2 200  | :      | 3 410  | :      | :      | :      | 1 732  | :      | 1 340  |
| 1242 | für die tierische Erzeugung   | for animal production   | 451    | 1 806  | 1 478  | 334    | :      | 784    | :      | 1 105  | 3 632  | 1 025  | 4 512  | :      | 1 325  | 4 270  | :      | 896    |
| 1243 | Sonstige  | Other   | :      | 231    | 1 105  | :      | :      | :      | :      | 1 473  | :      | :      | :      | :      | :      | 2 015  | :      | 449    |
| 125  | Ackerschlepper  | Tractors  | 3 324  | 3 122  | 5 548  | 2 868  | 4 663  | 4 135  | 3 450  | 11 274 | 7 123  | 1 729  | 5 443  | 4 723  | 11 681 | 6 431  | 3 128  | 5 425  |
| 126  | Sonstige Fahrzeuge  | Other vehicles  | 701    | 1 299  | 3 756  | 5 559  | 616    | 1 004  | 5 584  | 1 716  | 2 431  | 1 923  | 1 945  | 4 340  | 1 891  | :      | 915    | 1 857  |
| 13   | Bauten  | Buildings   | 4 406  | 5 434  | 4 033  | 11 601 | 16 821 | 5 856  | 10 469 | 26 935 | 18 604 | 8 021  | 19 873 | 1 016  | 9 084  | 4 185  | 6 898  | 11 128 |
| 131  | Wirtschaftsgebäude  | Farm buildings  | 3 519  | 5 129  | 4 033  | 11 601 | 3 306  | 4 643  | 9 727  | 19 866 | 16 744 | 6 312  | :      | :      | 7 086  | 2 845  | 4 725  | 6 934  |
| 132  | Tiefbau- und<br>Bodenverbesserungsarbeiten                          | Engineering and soil improvement<br>operations                | 887    | 305    | :      | :      | 13 515 | 1 213  | 741    | 7 070  | 1 860  | 1 709  | :      | :      | 1 998  | 1 340  | 2 173  | 3 743  |

## WÄGUNGSSCHEMA NACH PRODUKTEN / WEIGHTING SCHEME BY PRODUCT / SCHEMA DE PONDERATION PAR PRODUIT

1990 = 100 (ohne MWS/ excluding VAT / TVA exclue)


|     |   |  | B     | DK    | D      | GR     | E      | F      | IRL   | I      | L   | NL     | A     | P     | FIN   | S      | UK     | EUR15   |
|-----|---|--|-------|-------|--------|--------|--------|--------|-------|--------|-----|--------|-------|-------|-------|--------|--------|---------|
| 00  | INSGESAMT (01 + 02)   | TOTAL (01 + 02)  | 2 823 | 2 365 | 15 877 | 2 613  | 14 499 | 19 202 | 1 756 | 15 741 | 103 | 7 127  | 2 136 | 2 550 | 1 836 | 1 770  | 9 602  | 100 000 |
| 01  | WAREN UND DIENSTLEISTUNGEN DES LAUFENDEN LANDWIRTSCHAFTLICHEN VERBRAUCHS  | GOODS AND SERVICES CURRENTLY CONSUMED IN AGRICULTURE                 | 3 345 | 2 610 | 16 446 | 2 717  | 14 649 | 21 021 | 1 844 | 10 722 | 80  | 7 254  | 1 699 | 2 954 | 1 693 | 1 835  | 11 131 | 100 000 |
| 1   | Saat- und Pflanzgut   | Seeds  | 4 009 | 1 583 | 9 526  | 2 480  | 10 028 | 38 713 | 1 012 | 9 401  | 46  | 5 219  | 1 976 | 4 888 | 1 124 | 1 477  | 8 517  | 100 000 |
| 2   | Nutz- und Zuchtvieh   | Animals for rearing and production                                   | 4 238 | :     | 64 217 | 2 562  | 9 480  | 3 964  | 321   | 4 096  | 146 | 5 649  | :     | 3 009 | 45    | :      | 2 273  | 100 000 |
| 3   | Energie und Schmierstoffe   | Energy, lubricants   | 2 544 | 1 581 | 20 623 | 6 620  | 14 065 | 17 326 | 2 006 | 9 921  | 74  | 7 522  | 3 607 | 2 990 | 1 649 | 2 450  | 7 003  | 100 000 |
| 31  | Heizstoffe  | Fuels for heating  | 5 976 | 1 844 | 24 261 | 304    | 1 901  | 20 412 | 194   | 2 652  | :   | 23 046 | 4 178 | :     | 1 014 | 2 932  | 11 284 | 100 000 |
| 32  | Treibstoffe   | Motor fuels  | 1 212 | 1 051 | 17 655 | 10 914 | 15 704 | 17 379 | 3 077 | 11 370 | 65  | 3 504  | 3 971 | 5 818 | 1 755 | 2 037  | 4 488  | 100 000 |
| 33  | Elektrischer Strom  | Electricity  | 3 481 | 3 282 | 23 632 | 3 035  | 15 119 | 11 781 | 1 917 | 9 902  | 187 | 6 577  | 2 839 | 689   | 2 644 | 4 165  | 10 749 | 100 000 |
| 34  | Schmierstoffe   | Lubricants   | 800   | :     | 21 322 | 5 769  | 24 746 | 23 212 | 567   | 15 502 | :   | 1 460  | 2 680 | 431   | 229   | :      | 3 282  | 100 000 |
| 4   | Dünge- und Bodenverbesserungsmittel                                       | Fertilizers, soil improvers  | 2 174 | 2 138 | 15 439 | 1 983  | 16 070 | 26 565 | 3 013 | 10 143 | 118 | 3 004  | 1 999 | 2 941 | 2 501 | 1 899  | 10 013 | 100 000 |
| 41  | Einnährstoffdünger  | Straight fertilizers   | 1 925 | 1 543 | 16 047 | 1 459  | 19 631 | 25 475 | 1 915 | 9 349  | 200 | 4 032  | 2 056 | 5 543 | 267   | 2 036  | 8 522  | 100 000 |
| 411 | Stickstoffdünger  | Nitrogenous fertilizers  | 1 828 | 1 763 | 15 312 | 1 718  | 21 294 | 24 728 | 2 346 | 7 609  | 168 | 4 292  | 2 115 | 6 323 | 338   | :      | 10 166 | 100 000 |
| 412 | Phosphatdünger  | Phosphatic fertilizers   | 1 658 | 225   | 12 232 | 616    | 17 995 | 21 266 | 365   | 17 989 | 166 | 2 272  | 1 819 | 3 939 | :     | 15 844 | 3 714  | 100 000 |
| 413 | Kalidünger  | Potassic fertilizers   | 3 308 | 1 488 | 29 418 | 414    | 6 838  | 89 591 | 164   | 12 672 | 567 | 4 281  | 1 861 | 408   | :     | :      | :      | 100 000 |
| 42  | Mehrnährstoffdünger   | Compound fertilizers   | 2 561 | 2 906 | 13 110 | 2 667  | 13 602 | 27 407 | 4 122 | 11 374 | 48  | 1 980  | 1 957 | 638   | 4 414 | 1 846  | 11 369 | 100 000 |
| 421 | NP-Dünger   | NP fertilizers   | 2 023 | 863   | 9 717  | 13 748 | 7 109  | 21 213 | :     | 30 966 | :   | 11 837 | 1 746 | 777   | :     | :      | :      | 100 000 |
| 422 | PK-Dünger   | PK fertilizers   | 3 692 | 2 332 | 17 572 | :      | 5 509  | 63 016 | 5 073 | :      | :   | 640    | 2 166 | :     | :     | :      | :      | 100 000 |
| 423 | NPK-Dünger  | NPK fertilizers  | 2 507 | 3 488 | 13 220 | 1 134  | 16 813 | 22 248 | 4 834 | 10 161 | 68  | 402    | 2 007 | 754   | 6 254 | :      | 16 110 | 100 000 |
| 43  | Sonstige Dünge- und Bodenverbesserungsmittel                              | Other fertilizers, soil improvers                                    | 524   | :     | 35 611 | :      | 4 069  | 29 247 | 2 656 | 4 888  | :   | 3 171  | 1 822 | :     | 5 791 | 944    | 11 279 | 100 000 |
| 5   | Pflanzenschutzmittel  | Plant protection products  | 2 523 | 2 399 | 10 076 | 3 641  | 14 456 | 35 484 | 774   | 10 761 | 39  | 2 854  | 975   | 2 433 | 815   | 1 012  | 11 758 | 100 000 |
| 51  | Fungizide   | Fungicides   | :     | 2 447 | 9 479  | 3 208  | 7 058  | 42 893 | 776   | 10 190 | 52  | 3 576  | 995   | 4 558 | 382   | 582    | 13 804 | 100 000 |
| 52  | Insektizide   | Insecticides   | :     | 1 349 | 8 994  | 5 356  | 18 351 | 33 901 | 224   | 17 516 | 11  | 2 989  | 1 452 | 2 132 | 107   | 293    | 7 324  | 100 000 |
| 53  | Herbizide   | Herbicides   | :     | 3 152 | 13 683 | 1 968  | 8 571  | 36 677 | 965   | 10 099 | 57  | 2 660  | 794   | 1 785 | 1 812 | 2 092  | 15 707 | 100 000 |
| 54  | Sonstige  | Other  | :     | 1 950 | 4 236  | 8 123  | 47 889 | 23 169 | 1 113 | 6 984  | :   | 2 071  | 1 011 | 112   | :     | :      | 3 342  | 100 000 |
| 6   | Futtermittel  | Animal feedingstuffs   | 4 069 | 3 003 | 11 636 | 1 917  | 18 721 | 16 674 | 1 891 | 14 010 | 57  | 9 099  | 861   | 3 828 | 1 593 | 1 239  | 11 401 | 100 000 |
| 61  | Einzel Futtermittel   | Straight feedingstuffs   | 2 216 | 3 358 | 12 806 | 4 080  | 23 191 | 10 183 | 909   | 21 339 | 30  | 540    | 1 111 | 4 302 | 331   | 551    | 15 053 | 100 000 |
| 611 | Getreide und Mühlennachprodukte   | Cereals and milling by-products                                      | 1 089 | 3 065 | 10 321 | 3 094  | 40 057 | 2 704  | 726   | 16 294 | 57  | 307    | 1 121 | 6 864 | :     | :      | 14 301 | 100 000 |
| 612 | Ölkuchen bzw. -schrot   | Oil-cakes  | 4 402 | 2 070 | 7 413  | 1 730  | 3 707  | 34 546 | 256   | 24 854 | :   | 442    | 891   | :     | :     | :      | 19 688 | 100 000 |
| 613 | Futtermittel tierischer Herkunft  | Products of animal origin  | :     | 7 501 | 23 558 | :      | 2 447  | 5 919  | 1 405 | 50 800 | :   | 95     | 1 190 | :     | :     | :      | 7 085  | 100 000 |
| 614 | Sonstige Einzel Futtermittel  | Other  | 5 950 | 2 653 | 24 362 | 19 507 | 8 566  | :      | 2 690 | 3 220  | :   | 2 512  | 1 502 | 6 508 | 3 151 | :      | 19 380 | 100 000 |
| 62  | Mischfuttermittel   | Compound feedingstuffs   | 4 566 | 2 907 | 11 322 | 1 337  | 17 521 | 18 416 | 2 155 | 12 044 | 65  | 11 395 | 794   | 3 701 | 1 931 | 1 424  | 10 422 | 100 000 |
| 621 | für Kälber  | for calves   | 3 161 | 1 730 | 15 390 | 1 645  | 9 350  | 39 185 | 1 592 | 6 532  | 36  | 14 212 | 839   | 577   | 1 323 | :      | 4 427  | 100 000 |
| 622 | für Rinder (ohne Kälber)  | for cattle (excluding calves)  | 3 490 | 3 013 | 13 611 | 651    | 11 239 | 14 643 | 4 240 | 16 809 | 173 | 8 703  | 819   | 4 751 | 2 357 | 2 929  | 12 571 | 100 000 |
| 623 | für Schweine  | for pigs   | 8 201 | 4 908 | 12 844 | 1 121  | 20 433 | 9 839  | 1 441 | 8 963  | 52  | 16 982 | 846   | 3 676 | 2 266 | 1 304  | 7 124  | 100 000 |
| 624 | für Geflügel  | for poultry  | 2 367 | 1 121 | 8 361  | 1 549  | 20 317 | 23 142 | 1 715 | 12 455 | 7   | 8 549  | 831   | 3 807 | 1 334 | 963    | 13 481 | 100 000 |
| 625 | Sonstige  | Other  | 1 803 | 2 072 | :      | 4 407  | 28 271 | 27 571 | :     | 15 989 | :   | :      | :     | 3 656 | 2 281 | :      | 13 948 | 100 000 |
| 7   | Material und Kleinwerkzeug  | Material and small tools   | 2 634 | 2 590 | 15 622 | 4 841  | 5 520  | 27 212 | 4 258 | 5 637  | 80  | 9 463  | :     | 1 406 | 1 235 | :      | 19 500 | 100 000 |
| 8   | Instandhaltung und Reparatur von Maschinen                                | Maintenance and repair of plant                                      | 2 913 | 3 691 | 24 795 | 3 324  | 10 349 | 19 298 | 967   | 2 032  | 89  | 7 179  | 2 527 | 634   | 2 242 | 3 796  | 16 165 | 100 000 |
| 9   | Instandhaltung und Reparatur von Wirtschaftsgebäuden und sonstigen Bauten | Maintenance and repair of agricultural buildings and other buildings | 1 795 | 3 638 | 24 564 | 2 735  | 15 911 | 7 756  | 1 796 | 2 855  | 160 | 6 402  | 2 667 | 1 004 | 3 056 | 6 066  | 20 594 | 100 000 |
| 10  | Veterinärleistungen   | Veterinary services  | 2 684 | 4 907 | 10 416 | :      | 10 249 | 29 467 | 4 868 | 13 843 | 128 | 5 321  | 3 442 | 3 469 | 974   | 857    | 9 374  | 100 000 |
| 11  | Allgemeine Wirtschaftsausgaben  | General expenses   | 3 832 | 2 415 | 23 133 | 1 792  | 6 170  | 21 583 | 491   | 10 015 | 128 | 9 855  | 2 590 | 625   | 2 121 | 3 483  | 11 767 | 100 000 |



## WÄGUNGSSCHEMA NACH PRODUKTEN / WEIGHTING SCHEME BY PRODUCT / SCHEMA DE PONDERATION PAR PRODUIT

1990 = 100 (ohne MWSt / excluding VAT / TVA exclue)

|      |   |   | B     | DK    | D      | GR    | E      | F      | IRL   | I      | L   | NL     | A      | P     | FIN   | S     | UK    | EUR15   |
|------|---|---|-------|-------|--------|-------|--------|--------|-------|--------|-----|--------|--------|-------|-------|-------|-------|---------|
| 02   | WAREN UND DIENSTLEISTUNGEN<br>LANDWIRTSCHAFTLICHER<br>INVESTITIONEN | GOODS AND SERVICES CONTRIBUTING<br>TO AGRICULTURAL INVESTMENT | 1 328 | 1 664 | 14 242 | 2 313 | 14 069 | 13 985 | 1 501 | 30 143 | 169 | 6 764  | 3 389  | 1 391 | 2 244 | 1 581 | 5 217 | 100 000 |
| 12   | Maschinen und andere Ausrüstungsgüter                               | Machinery and other equipment                                 | 1 487 | 2 049 | 20 659 | 2 003 | 8 136  | 16 917 | 1 388 | 24 126 | 166 | 7 993  | 3 068  | 2 267 | 2 807 | 2 274 | 4 661 | 100 000 |
| 121  | Einachsenschlepper und andere einachsige<br>Motorgeräte             | Tractor and other 2-wheel<br>equipment                        | 2 563 | :     | 10 975 | 2 462 | 8 699  | 12 331 | :     | 56 728 | 79  | 484    | :      | 5 678 | :     | :     | :     | 100 000 |
| 122  | Maschinen und Geräte für Kulturen                                   | Machinery and plant for cultivating                           | 1 863 | 2 175 | 18 338 | 457   | 14 040 | 19 561 | 209   | 13 755 | 190 | 12 471 | 4 670  | 2 834 | 4 322 | 938   | 4 076 | 100 000 |
| 123  | Maschinen und Geräte für die Ernte                                  | Machinery and plant for harvesting                            | 1 509 | 3 832 | 24 563 | 1 266 | 4 977  | 18 479 | 520   | 12 916 | 294 | 14 994 | 4 439  | 771   | 2 228 | 2 616 | 6 696 | 100 000 |
| 124  | Maschinen und Einrichtungen   | Farm machinery and installations                              | 878   | 2 326 | 21 229 | 1 032 | 99     | 22 983 | 1 058 | 26 979 | 134 | 11 338 | 3 457  | 250   | 872   | 5 088 | 2 278 | 100 000 |
| 1241 | für die pflanzliche Erzeugung                                       | for crop production   | 876   | 1 244 | 13 558 | 1 494 | :      | 36 567 | :     | 25 841 | :   | 18 133 | :      | :     | :     | 2 286 | :     | 100 000 |
| 1242 | für die tierische Erzeugung   | for animal production   | 1 421 | 4 766 | 26 179 | 974   | :      | 16 802 | :     | 19 398 | 418 | 8 148  | 10 752 | :     | 2 714 | 8 430 | :     | 100 000 |
| 1243 | Sonstige  | Other   | :     | 1 216 | 39 123 | :     | :      | :      | :     | 51 711 | :   | :      | :      | :     | :     | 7 949 | :     | 100 000 |
| 125  | Ackerschlepper  | Tractors  | 1 730 | 1 361 | 16 237 | 1 381 | 12 464 | 14 638 | 1 116 | 32 715 | 135 | 2 272  | 2 143  | 2 220 | 3 952 | 2 098 | 5 536 | 100 000 |
| 126  | Sonstige Fahrzeuge  | Other vehicles  | 1 066 | 1 655 | 32 116 | 7 821 | 4 813  | 10 387 | 5 279 | 14 549 | 135 | 7 381  | 2 237  | 5 960 | 1 869 | :     | 4 730 | 100 000 |
| 13   | Bauten  | Buildings   | 1 118 | 1 155 | 5 754  | 2 724 | 21 917 | 10 106 | 1 652 | 38 102 | 172 | 5 137  | 3 815  | 233   | 1 498 | 666   | 5 952 | 100 000 |
| 131  | Wirtschaftsgebäude  | Farm buildings  | 1 433 | 1 750 | 9 234  | 4 371 | 6 913  | 12 858 | 2 463 | 45 098 | 249 | 6 488  | :      | :     | 1 876 | 726   | 6 543 | 100 000 |
| 132  | Tiefbau- und<br>Bodenverbesserungsarbeiten                          | Engineering and soil improvement<br>operations                | 669   | 193   | :      | :     | 52 346 | 6 224  | 348   | 29 728 | 51  | 3 255  | :      | :     | 980   | 633   | 5 574 | 100 000 |



**Drittes Quartal 1995 :  
Erläuterung und Ergebnisse**

**Third quarter of 1995 :  
Comments and results**

**Troisième trimestre 1995 :  
Commentaires et résultats**



## ENTWICKLUNG DER EU-AGRARPREISINDIZES (OUTPUT UND INPUT) IM DRITTEN QUARTAL 1995

### Hinweis

Die vorliegende Ausgabe der vierteljährlichen Veröffentlichung zur Entwicklung der EU-Agrarpreisindizes enthält erstmals monatliche Daten für Österreich, Finnland und Schweden. Der Bericht vergleicht das dritte Quartal 1995, nach der Erweiterung der Union, mit dem entsprechenden Zeitraum 1994. Dieser Vergleich wird vor allem durch zwei Faktoren beeinflusst:

- a) das Inkrafttreten der dritten Stufe der GAP-Reform im Jahr 1995, was sich in einer neuerlichen Senkung der Stützpreise für Getreide und Rindfleisch äußerte;
- b) die Angleichung der Agrarpreise in den drei neuen Mitgliedstaaten an das in der übrigen Europäischen Union herrschende Preisniveau in der Folge der Erweiterung. Dies erklärt den Einbruch der Preise in Österreich und in Finnland, wo der Preisabstand vor dem Beitritt relativ groß war.

Schließlich sei daran erinnert, daß die Preisrückgänge in der Mehrzahl der Fälle durch Beihilfen auf Unionsebene oder auf nationaler Ebene ausgeglichen wurden.

### Erzeugerpreise landwirtschaftlicher Produkte (Outputpreise)

#### *Leichter realer Rückgang (-1,5 %)*

Im dritten Quartal 1995 erhöhte sich der durchschnittliche monatliche Index der **Erzeugerpreise landwirtschaftlicher Produkte** (einschließlich Obst und Gemüse) für die Europäische Union insgesamt (EUR 15, aber immer noch ohne die neuen deutschen Bundesländer) gegenüber dem entsprechenden Quartal des Vorjahres *nominal* um +2,2 % (vgl. Tabelle 1). Da dieser Preisanstieg etwas niedriger ausfiel als die Inflationsrate, nahm der *reale* landwirtschaftliche Erzeugerpreisindex geringfügig ab (-1,5 %). Der 1994 und in den beiden ersten Quartalen 1995 beobachtete geringfügige reale Preisanstieg setzte sich damit nicht fort. Für das Jahr 1995 wird ein leichter Rückgang vorausgeschätzt (s. "Statistik kurzgefasst" 1995 No. 18)

Die realen Erzeugerpreise für **pflanzliche Erzeugnisse** in der Union insgesamt erhöhten sich gegenüber dem dritten Quartal 1994 um +1,3 %. Dieser Anstieg war in erster Linie auf Preisanstiege für Getreide und Reis (+1,5 %), Blumen (+6,9 %), Obst (+7,9%), Wein (+13,9%), Oliven und Olivenöl (+16,3%) zurückzuführen. Hingegen war der reale Preisindex für Hackfrüchte und Frischgemüse stark rückläufig (-9,0 bzw. -11,2 %).

Im Gegensatz zu den pflanzlichen Erzeugnissen gingen die realen Erzeugerpreise für **Tiere und tierische Erzeugnisse** zurück (-3,9 %). Ein realer Preisanstieg war allerdings bei den Schweinen zu verzeichnen (+1,9 %). Nimmt man die Schlachttiere zusammen, kam es jedoch zu Preisrückgängen (-4,8%), insbesondere bei Rindern ohne Kälber (-9,3 %), Geflügel (-9,6 %),

Kälbern (-3,9 %) sowie Schafen und Ziegen (-3,6 %). Die Preise für Milch und Eier waren ebenfalls rückläufig (-2,6 % bzw. -6,6 %).

Was die einzelnen **Mitgliedstaaten** der Union angeht (vgl. Tabelle 2), so waren in Österreich (-27,7 %) und Finnland (-26,4 %) aus den bereits genannten Gründen starke Preisrückgänge zu verzeichnen. Die Abnahme der realen Erzeugerpreise in diesen beiden Mitgliedstaaten wurde durch einzelstaatliche und EU-Subventionen ausgeglichen. Die übrigen Mitgliedstaaten wiesen Änderungen zwischen -4,9 % in Schweden, -4,2 % in Deutschland und -4,1 % in Belgien und Dänemark bis hin zu +3,1 % in Italien auf.

### **Einkaufspreise landwirtschaftlicher Betriebsmittel (Inputpreise)**

#### *Leichter realer Rückgang (-0,6 %)*

Der durchschnittliche monatliche Index der Einkaufspreise für **landwirtschaftliche Betriebsmittel (Input 00)** stieg im dritten Quartal 1995 in der Union (EUR 15, ohne die neuen deutschen Bundesländer) gegenüber dem entsprechenden Quartal des Vorjahres nominal weiter an (+2,7 %) (vgl. Tabelle 3). Der Preisanstieg lag jedoch unter der Inflationsrate, so daß der reale Preisindex zurückging (-0,6 %), womit sich die Entwicklung der letzten Jahre fortsetzte, wenn auch moderater.

Der reale Index der Preise für Waren und Dienstleistungen des **laufenden landwirtschaftlichen Verbrauchs (Input 01)** ging leicht zurück (-0,8 %). Bei den einzelnen Positionen betragen die Änderungen zwischen -4,1 % für Nutz- und Zuchtvieh bzw. -3,4 % für Futtermittel und +4,6 % für Düngemittel. Die Rückgänge des Inputpreisindex für Nutz- und Zuchtvieh (Importe) können mit dem Rückgang des Outputpreisindex für Tiere (zur Schlachtung und für den Export) verglichen werden.

Der reale Index der Einkaufspreise für Waren und Dienstleistungen **landwirtschaftlicher Investitionen (Input 02)** blieb fast unverändert (-0,1 %). Geringfügige Veränderungen mit umgekehrtem Vorzeichen waren bei Maschinen (+0,6 %) und Bauten (-1,0 %) festzustellen.

Was die einzelnen **Mitgliedstaaten** anbelangt (vgl. Tabelle 4), so ging der reale Index der Preise landwirtschaftlicher Betriebsmittel in Portugal (-12,3 %) und in Finnland (-18,3 %) stark zurück. Der Rückgang in Finnland war in erster Linie auf die Einführung des Mehrwertsteuersystems anstelle des früheren Systems der Allphasen-Umsatzsteuer sowie auf die rückläufigen Futtermittelpreise zurückzuführen. Die Änderungen des realen Index der Inputpreise in den übrigen Mitgliedstaaten lagen bei  $\pm 3,6$  %.

### **Vergleich der Entwicklung der Output- und Inputpreise Terms of Trade der Landwirtschaft**

#### *Leichter Rückgang (-0,9%)*

Die realen Terms of Trade der Landwirtschaft, d. h. der reale Outputpreisindex dividiert durch den realen Inputpreisindex, fielen von ihrem Basiswert 100 im Jahr 1990 auf 89,0 im Jahr 1993 und verbesserten sich auf 91,7 im Jahr 1994. Im dritten Quartal 1995 lag der Index der Terms of Trade mit 90,1 etwas niedriger als im gleichen Quartal 1994 (vgl. nachstehende Tabelle). Die Terms of Trade stiegen deutlich in Portugal (+11,2%) sowie in geringerem Ausmaß in dem Vereinigten

Königreich, Griechenland und den Niederlanden. In den übrigen Mitgliedstaaten sind sie hingegen zurückgegangen. Die starke in Finnland und Österreich zu beobachtende Verschlechterung erklärt sich durch die Annäherung der dortigen Preise an das Preisniveau der Europäischen Union in der Folge des Beitritts. Aus diesem Grund hat der Indikator in diesen Fällen keine größere ökonomische Bedeutung.

### Reale Terms of Trade der Landwirtschaft

|               | 2. Quartal 1995     |                    | 3. Quartal 1995     |                    |
|---------------|---------------------|--------------------|---------------------|--------------------|
|               | Index<br>(1990=100) | 04.95-06.95        | Index<br>(1990=100) | 07.95-09.95        |
|               |                     | 04.94-06.94<br>(%) |                     | 07.94-09.94<br>(%) |
| B             | 91,1                | - 6,2              | 91,7                | - 2,7              |
| DK            | 89,1                | - 0,3              | 84,6                | - 3,7              |
| D             | 87,5                | 2,7                | 84,3                | - 3,4              |
| GR            | 92,5                | 1,9                | 91,2                | 1,5                |
| E             | 106,8               | 7,7                | 97,8                | - 0,1              |
| F             | 87,0                | - 0,2              | 85,2                | - 0,8              |
| IRL           | 104,2               | - 2,9              | 100,6               | 0,0                |
| I             | 90,3                | 2,4                | 91,3                | - 0,1              |
| L             | 76,6                | - 3,1              | 76,6                | - 2,4              |
| NL            | 90,2                | - 1,5              | 86,4                | 0,6                |
| A             | 78,8                | -13,0              | 68,5                | - 27,2             |
| P             | 100,5               | 16,2               | 96,0                | 11,2               |
| S             | 87,1                | - 1,9              | 89,8                | - 1,3              |
| FIN           | 81,5                | - 5,0              | 81,1                | - 9,9              |
| UK            | 100,3               | 4,8                | 96,2                | 2,5                |
| <b>EUR 15</b> | <b>92,9</b>         | <b>1,8</b>         | <b>90,1</b>         | <b>- 0,9</b>       |

### Anmerkungen zur Methodik

**Deflationierung:** Die EU-Agrarpreisindizes (Output und Input) stehen in der Datenbank NewCRONOS (Bereich PRAG) von Eurostat sowohl in nominalen als auch in deflationierten Werten zur Verfügung. Durch die Verwendung deflationierter Indizes können die durch unterschiedliche Inflationsraten in den Mitgliedstaaten verursachten Verzerrungen der nominalen Indizes eliminiert werden. Die nominalen Agrarpreisindizes werden mit Hilfe des Verbraucherpreisindex der einzelnen Mitgliedstaaten deflationiert. Die Begriffe "deflationiert" und "real" werden als Synonyme benutzt.

**Umbasierung:** Eurostat und die Mitgliedstaaten haben den Prozeß der Umbasierung der Agrarpreisindizes vom Basisjahr 1985=100 auf 1990=100 inzwischen abgeschlossen. Monatliche Agrarpreise auf der Basis 1990=100 liegen ab Januar 1994 für alle Mitgliedstaaten und die Union insgesamt (EUR 15) in NewCRONOS vor. (In der Datenbank sind die jährlichen Agrarpreisindizes auf der Basis 1990=100 ab 1990 verfügbar, siehe "Statistik kurzgefaßt" 1995 Nr. 14 und 18). In einigen Fällen sind die umbasierten Indizes noch provisorisch und können ggf. später überarbeitet werden.

## TRENDS IN THE EU AGRICULTURAL PRICE INDICES (OUTPUT AND INPUT) IN THE THIRD QUARTER OF 1995

### Notice

This is the first quarterly publication on trends in the EU agricultural price indices which includes the indices for Austria, Finland and Sweden. The present analysis compares the third quarter of 1995 with the corresponding period of 1994. This comparison is affected notably by two factors:

- a) the entry into force, in 1995, of the third phase of the reform of the CAP, which implies a new decrease in the support prices for cereals and beef;
- b) the alignment of agricultural prices in the three new Member States on those in force in the rest of the European Union following enlargement. This explains the fall in prices for Austria and Finland, where the gap was widest before adhesion.

Finally, it should be remembered that in most cases these price decreases were compensated by compensatory aids, either Community or national.

### Producer prices of agricultural products (Output)

*Small price decline in real terms in EUR 15 (-1.5%)*

The average monthly index of **producer prices of agricultural products** (including fruit and vegetables) for the Union as a whole (EUR 15, but still excluding the new German "Länder") rose +2.2% in *nominal* terms in the third quarter of 1995 relative to the corresponding quarter of the previous year (see Table 1). The price increase was slightly less than the rate of inflation and so a small decrease in the *real* price index was recorded (-1.5%). Thus the small real price rises observed in the year 1994 and the first two quarters of 1995 were not continued. A slight decrease has been forecast for 1995 as a whole (see *Statistics in Focus* 1995 no. 18).

Real producer prices for **crop products** in the Union as a whole increased (+1.3%) relative to the third quarter of 1994. This rise was mainly due to price increases for cereals and rice (+1.5%), flowers (+6.9%), fruit (+7.9%), wine (+13.9%) and olives and olive oil (+16.3%). In contrast, the real price index for root crops and for fresh vegetables decreased markedly (-9.0% and -11.2% respectively).

Unlike crop product prices, real producer prices for **animals and animal products** declined (-3.9%). A price rise was seen for pigs (+1.9%) but there were large decreases for animals overall (-4.8%), especially cattle excluding calves (-9.3%), poultry (-9.6%), calves (-3.9%) and sheep and goats (-3.6%). The price of milk and eggs also decreased (-2.6% and -6.6% respectively).

Across **Member States** of the Union (see Table 2), steep price declines were seen for the reasons already indicated in Austria (-27.7%) and Finland (-26.4%). In these two Member States, the fall in real producer prices was compensated by national and EU subsidies. The other Member States showed changes ranging from -4.9% in Sweden, -4.2% in Germany and -4.1% in both Belgium and Denmark to +3.1% in Italy.



## **Purchase prices of the means of agricultural production (Input)**

*Slight decrease in real terms (-0.6%)*

The average monthly index for the purchase prices of the **means of agricultural production (Input 00)** for the third quarter of 1995 continued to rise in nominal terms (+2.7%) for the Union (EUR 15, excluding the new German "Länder") relative to the corresponding quarter of 1994 (see Table 3). However this nominal price rise was less than inflation and so the real price index fell (-0.6%) continuing the trend seen previously, but at a more moderate rate.

The index of prices of goods and services for **current consumption in agriculture (Input 01)** decreased slightly in real terms (-0.8%). Amongst the various headings, changes ranged from -4.1% for animals for rearing and production and -3.4% for animal feedingstuffs, to +4.6% for fertilizer.

The declines in the input price index for animals for rearing and production (import) may be compared to the decline in the output price index for animals (for slaughter or export).

The real index for the purchase prices of goods and services contributing to **agricultural investment (Input 02)** was almost unchanged (-0.1%). There were small changes of opposite sign for machinery (+0.6%) and buildings (-1.0%).

Across **Member States** (see Table 4) the index of the purchase prices of the means of agricultural production fell steeply in real terms for Portugal (-12.3%) and Finland (-18.3%). The decrease in Finland was mainly due to the replacement of the turnover tax system by the value added tax system and the decrease in the price of feedingstuffs. Changes in the real input price index for the other Member States were in the range  $\pm 3.6\%$ .

## **Comparison of trends in output and input prices**

### **Agricultural terms of trade**

*Slight decrease (-0.9%)*

The real agricultural terms of trade, calculated by dividing the real output price index by the real input price index, fell from the base level of 100 in 1990 to 89.0 in 1993 and recovered partially to 91.7 in 1994. In the third quarter of 1995 the terms of trade index was 90.1 thus showing a slight decrease compared to the corresponding period of 1994 (see table below). The terms of trade improved markedly in Portugal (+11.2%) and to a lesser extent in the United Kingdom, Greece and the Netherlands. In contrast, they decreased in the other Member States. The strong deterioration observed in Finland and Austria is explained by the movement of prices towards those of the European Union following adhesion. For that reason this indicator does not have much economic significance in this case.

### Real Agricultural Terms of Trade

|               | 2nd Quarter 1995    |                    | 3rd Quarter 1995    |                    |
|---------------|---------------------|--------------------|---------------------|--------------------|
|               | Index<br>(1990=100) | 04.95-06.95        | Index<br>(1990=100) | 07.95-09.95        |
|               |                     | 04.94-06.94<br>(%) |                     | 07.94-09.94<br>(%) |
| <b>B</b>      | 91.1                | - 6.2              | 91.7                | - 2.7              |
| <b>DK</b>     | 89.1                | - 0.3              | 84.6                | - 3.7              |
| <b>D</b>      | 87.5                | 2.7                | 84.3                | - 3.4              |
| <b>GR</b>     | 92.5                | 1.9                | 91.2                | 1.5                |
| <b>E</b>      | 106.8               | 7.7                | 97.8                | - 0.1              |
| <b>F</b>      | 87.0                | - 0.2              | 85.2                | - 0.8              |
| <b>IRL</b>    | 104.2               | - 2.9              | 100.6               | 0.0                |
| <b>I</b>      | 90.3                | 2.4                | 91.3                | - 0.1              |
| <b>L</b>      | 76.6                | - 3.1              | 76.6                | - 2.4              |
| <b>NL</b>     | 90.2                | - 1.5              | 86.4                | 0.6                |
| <b>A</b>      | 78.8                | -13.0              | 68.5                | - 27.2             |
| <b>P</b>      | 100.5               | 16.2               | 96.0                | 11.2               |
| <b>S</b>      | 87.1                | - 1.9              | 89.8                | - 1.3              |
| <b>FIN</b>    | 81.5                | - 5.0              | 81.1                | - 9.9              |
| <b>UK</b>     | 100.3               | 4.8                | 96.2                | 2.5                |
| <b>EUR 15</b> | <b>92.9</b>         | <b>1.8</b>         | <b>90.1</b>         | <b>- 0.9</b>       |

#### Methodological notes

**Deflation:** The EU agricultural price indices (output and input) are available in Eurostat's NewCRONOS database (PRAG domain) in both nominal and deflated form. By using the deflated indices it is possible to avoid the distortions in the nominal indices caused by different inflation rates in the Member States. The nominal agricultural price indices are deflated by means of the consumer price index for each Member State. The terms "deflated" and "real" are used synonymously.

**Rebasing:** Eurostat and the Member States have now changed the agricultural price indices from the base 1985=100 to 1990=100. Monthly agricultural price indices on the base 1990=100 are available in NewCRONOS from January 1994 for all Member States and for EUR 15. (Annual agricultural price indices with 1990=100 are available in the database from 1990; see *Statistics in Focus* 1995 nos. 14 and 18.) In certain cases the rebased indices are still provisional and there may be subsequent revisions.

## EVOLUTION DES INDICES UE DES PRIX AGRICOLES (OUTPUTS ET INPUTS) AU TROISIEME TRIMESTRE DE 1995

### Avertissement

Celle-ci est la première publication trimestrielle sur l'évolution des indices UE des prix agricoles contenant des indices pour l'Autriche, la Finlande et la Suède. La présente analyse compare le troisième trimestre de 1995 avec la période correspondante de 1994. Cette comparaison est affectée notamment par deux facteurs:

- a) l'entrée en vigueur, en 1995, de la troisième phase de la réforme de la PAC, qui implique une nouvelle baisse des prix de soutien des céréales et de la viande bovine;
- b) l'alignement des prix agricoles dans les trois nouveaux Etats membres sur ceux en vigueur dans le reste de l'Union européenne suite à l'élargissement. Ceci explique la chute des prix en Autriche et en Finlande, où l'écart était plus important avant l'adhésion.

Enfin, il convient de rappeler que, dans la plupart des cas, ces baisses des prix ont été compensées par des aides compensatoires, soit communautaires soit nationales.

### Prix à la production des produits agricoles (prix des outputs)

*Légère baisse en prix réels pour EUR 15 (-1,5%)*

L'indice mensuel moyen des prix à la **production des produits agricoles** (y compris les fruits et légumes) pour l'ensemble de l'Union européenne (EUR15, à l'exclusion des nouveaux "Länder" allemands) a connu une hausse de +2,2% en termes *nominaux* au cours du troisième trimestre de 1995 par rapport au trimestre correspond de l'année précédente (voir tableau 1). L'augmentation de prix ayant été légèrement inférieure au taux d'inflation, l'indice réel des prix s'est trouvé en légère baisse (-1,5%). La faible hausse des prix réels observée en 1994 et pour les deux premiers trimestres de 1995 ne s'est pas poursuivie. Une légère baisse a été prévue pour l'ensemble de l'année 1995 (voir "Statistiques en bref" 1995 no. 18).

Les prix réels à la production des **produits végétaux** pour l'ensemble de l'Union a augmenté de +1,3% par rapport au troisième trimestre de 1994, un mouvement principalement dû aux hausses des prix des céréales et du riz (+1,5%), des fleurs (+6,9%), des fruits (+7,9%), du vin (+13,9%), des olives et de l'huile d'olive (+16,3%). En revanche, l'indice réel des prix des plantes sarclées et des légumes frais a fortement baissé (-9,0% et -11,2% respectivement).

Contrairement aux prix des produits végétaux, les prix réels à la **production des animaux et des produits animaux** se sont repliés (-3,9%). Une augmentation des prix réels a été observée pour les porcs (+1,9%), mais de fortes baisses ont été enregistrées pour l'ensemble des animaux (-4,8%), surtout les bovins sans veaux (-9,3%), les volailles (-9,6%), les veaux (-3,9%), les moutons et les chèvres (-3,6%). Le prix du lait et des œufs a également diminué (-2,6% et -6,6% respectivement).

En ce qui concerne les divers **Etats membres** de l'Union (voir tableau 2), de fortes chutes des prix ont été observées, pour les raisons déjà indiquées, en Autriche (-27,7%) et en Finlande (-26,4%). Dans ces deux Etats membres, la baisse des prix réels à la production a été

compensée par des subventions nationales et UE. Les autres Etats membres ont enregistré des variations de -4,9% en Suède, -4,2% en Allemagne et -4,1% en Belgique et au Danemark à + 3,1% en Italie.

### **Indice des prix d'achat des moyens de production agricole (prix des inputs)**

*Légère baisse en termes réels (-0,6%)*

L'indice mensuel moyen des prix d'achat des **moyens de production agricole (input 00)** pour le troisième trimestre de 1995 a continué de progresser en termes nominaux (+2,7%) pour l'Union (EUR15, à l'exclusion des nouveaux "Länder" allemands) par rapport au trimestre correspondant de 1994 (voir tableau 3). Cependant, cette hausse des prix nominaux a été inférieure à l'inflation si bien que l'indice réel des prix est négatif (-0,6%) suivant la tendance observée précédemment, mais avec un rythme plus modéré.

L'indice des prix d'achat des biens et services de **consommation courante de l'agriculture (input 01)** a baissé légèrement (-0,8%) en termes réels. D'une rubrique à l'autre, les prix ont varié de -4,1% pour les animaux d'élevage et de production et -3,4% pour les aliments des animaux à +4,6% pour les engrais. Les baisses de l'indice des prix des inputs pour les animaux d'élevage et de production (d'importation) peuvent se comparer à celle de l'indice des prix des outputs pour les animaux (de boucherie ou d'exportation).

L'indice réel des prix d'achat des biens et services contribuant à **l'investissement agricole (input 02)** n'a pratiquement pas varié (-0,1%). De faibles variations de signes opposés ont été constatées pour les machines (+0,6%) et les ouvrages (-1,0%).

Dans les **Etats membres** (voir tableau 4) l'indice des prix réels des moyens de production agricole a fortement chuté en termes réels au Portugal (-12,3%) et en Finlande (-18,3%). La baisse en Finlande a été principalement due au remplacement du système de taxe sur le chiffre d'affaires par celui de taxe sur la valeur ajoutée et au recul des prix aliments. Pour les autres Etats membres, l'indice réel des prix des inputs a varié dans la fourchette  $\pm 3,6\%$ .

### **Comparaison de l'évolution des prix d'output et d'input: termes de l'échange de l'agriculture**

*Légère détérioration (-0,9%)*

Les termes réels de l'échange de l'agriculture calculés en divisant l'indice réel des prix des outputs par l'indice réel des prix des inputs ont rétrogradé par rapport à leur niveau de l'année de base (1990=100) pour se situer à 89,0 en 1993 avant de se redresser partiellement à 91,7 en 1994. Au troisième trimestre de 1995, l'indice des termes de l'échange s'établissait à 90,1 marquant ainsi une légère détérioration par rapport au période correspondant de 1994 (voir le tableau ci-dessous). Les termes de l'échange se sont améliorés nettement au Portugal (+11,2%) et en moindre mesure au Royaume-Uni, en Grèce et aux Pays-Bas. Ils ont par contre baissé dans les autres Etats membres. La forte détérioration observée en Finlande et en Autriche s'explique par le rapprochement des prix sur ceux de l'Union européenne, suite à l'adhésion. Pour cette raison cet indicateur n'a pas une grande signification économique dans ce cas.

## Termes réels de l'échange de l'agriculture

|               | 2ème trimestre 1995  |                    | 3ème trimestre 1995  |                    |
|---------------|----------------------|--------------------|----------------------|--------------------|
|               | indice<br>(1990=100) | 04.95-06.95        | indice<br>(1990=100) | 07.95-09.95        |
|               |                      | 04.94-06.94<br>(%) |                      | 07.94-09.94<br>(%) |
| <b>B</b>      | 91,1                 | - 6,2              | 91,7                 | - 2,7              |
| <b>DK</b>     | 89,1                 | - 0,3              | 84,6                 | - 3,7              |
| <b>D</b>      | 87,5                 | 2,7                | 84,3                 | - 3,4              |
| <b>GR</b>     | 92,5                 | 1,9                | 91,2                 | 1,5                |
| <b>E</b>      | 106,8                | 7,7                | 97,8                 | - 0,1              |
| <b>F</b>      | 87,0                 | - 0,2              | 85,2                 | - 0,8              |
| <b>IRL</b>    | 104,2                | - 2,9              | 100,6                | 0,0                |
| <b>I</b>      | 90,3                 | 2,4                | 91,3                 | - 0,1              |
| <b>L</b>      | 76,6                 | - 3,1              | 76,6                 | - 2,4              |
| <b>NL</b>     | 90,2                 | - 1,5              | 86,4                 | 0,6                |
| <b>A</b>      | 78,8                 | -13,0              | 68,5                 | - 27,2             |
| <b>P</b>      | 100,5                | 16,2               | 96,0                 | 11,2               |
| <b>S</b>      | 87,1                 | - 1,9              | 89,8                 | - 1,3              |
| <b>FIN</b>    | 81,5                 | - 5,0              | 81,1                 | - 9,9              |
| <b>UK</b>     | 100,3                | 4,8                | 96,2                 | 2,5                |
| <b>EUR 15</b> | <b>92,9</b>          | <b>1,8</b>         | <b>90,1</b>          | <b>- 0,9</b>       |

### Notes méthodologiques

**Déflation:** Les indices UE des prix agricoles (outputs et inputs) sont disponibles dans la base de données NewCRONOS d'Eurostat (domaine PRAG), en termes à la fois nominaux et déflatés. L'utilisation d'indices déflatés permet d'éliminer les distorsions entre les indices nominaux causés par les différences dans les taux d'inflation des Etats membres. Les indices nominaux des prix agricoles sont déflatés à l'aide de l'indice des prix à la consommation de chacun des Etats membres. Les termes "déflaté" et "réel" sont utilisés indifféremment.

**Rebasement:** Eurostat et les Etats membres ont maintenant converti les indices des prix agricoles de la base 1985=100 en base 1990=100. Les indices des prix agricoles mensuels sur la base 1990=100 sont disponibles dans NewCRONOS à partir de janvier 1994 pour tous les Etats membres et pour EUR 15. (Les indices annuels de prix agricoles avec 1990=100 sont disponibles dans la base de données à partir de 1990; voir "Statistiques en bref" 1995 nos. 14 et 18.) Dans certains cas, les indices rebasés sont encore provisoires et peuvent être révisés ultérieurement.

**Tabelle 1 / Table 1 / Tableau 1**

EU-Index der Erzeugerpreise landwirtschaftlicher Produkte: Veränderungsraten der Preisindizes für EUR 15 (in %) (1)  
 EU Index of producer prices of agricultural products: Rates of change of the price indices for EUR 15 (in %) (1)  
 Indice UE des prix à la production des produits agricoles: Taux de variation des indices des prix pour EUR 15 (en %) (1)

|  | 01/95-03/95 | 04/95-06/95 | 07/95-09/95 |
|--|-------------|-------------|-------------|
|  | 01/94-03/94 | 04/94-06/94 | 07/94-09/94 |
| NOMINALE INDIZES / NOMINAL INDICES / INDICES NOMINAUX  |             |             |             |
| 0 INSGESAMT / TOTAL / TOTAL  | 8,0         | 4,4         | 2,2         |
| 1 PFLANZLICHE ERZEUGNISSE / CROP PRODUCTS/<br>1 PRODUITS VEGETAUX                              | 16,1        | 9,6         | 5,6         |
| 11 Getreide und Reis / Cereals and rice / Céréales et riz                                      | -0,7        | 1,3         | 5,4         |
| 12 Hackfrüchte / Root crops / Plantes sarclées   | 62,4        | 30,5        | -5,9        |
| 13 Obst / Fruit / Fruits   | 17,5        | 11,1        | 13,2        |
| 14 Frischgemüse / Fresh vegetables / Légumes frais   | 17,7        | 2,2         | -6,5        |
| 15 Weinmost oder Wein / Wine must and wine / Moût et vin                                       | 20,7        | 17,5        | 18,2        |
| 16 Oliven und Olivenöl / Olives and olive oil / Olives et huile d'olive                        | 13,9        | 19,2        | 22,6        |
| 17 Saatgut / Seeds / Semences  | 19,6        | 12,9        | 13,1        |
| 18 Blumen, Zierpflanzen und Baumschulerzeugnisse / Flowers etc. / Fleurs etc.                  | 11,9        | 9,1         | 9,6         |
| 19 Sonstige pflanzliche Erzeugnisse / Other crop products / Autres produits végétaux           | 0,0         | -1,8        | 3,4         |
| 2 TIERE UND TIERISCHE ERZEUGNISSE/ANIMALS AND ANIMAL PRODUCTS/ANIMAUX ET<br>2 PRODUITS ANIMAUX | 0,5         | -0,6        | -1,0        |
| 21 Tiere / Animals / Animaux   | 1,9         | -1,4        | -1,7        |
| 21A Kälber / Calves / Veaux  | 0,4         | 1,2         | -0,9        |
| 21B Rinder ohne Kälber / Cattle excluding calves / Bovins sans veaux                           | -4,2        | -6,4        | -6,6        |
| 21C Schweine / Pigs / Porcs  | 13,2        | 4,7         | 4,7         |
| 21D Schafe und Lämmer / Sheep and lambs / Moutons et agneaux                                   | 6,4         | -3,0        | 0,5         |
| 21E Geflügel / Poultry / Volailles   | -8,2        | -4,5        | -6,3        |
| 21F Sonstige Tiere / Other animals / Autres animaux  | 6,6         | 6,1         | 0,2         |
| 22 Milch / Milk / Lait   | 0,9         | 2,1         | 0,2         |
| 23 Eier / Eggs / Oeufs   | -17,8       | -11,7       | -3,0        |
| 24 Sonstige tierische Erzeugnisse / Other animal products / Autres produits animaux            | 15,1        | 21,8        | 21,7        |
| DEFLATIONIERTE INDIZES / DEFLATED INDICES / INDICES DEFLATES                                   |             |             |             |
| 0 INSGESAMT / TOTAL / TOTAL  | 4,1         | 0,5         | -1,5        |
| 1 PFLANZLICHE ERZEUGNISSE / CROP PRODUCTS/<br>1 PRODUITS VEGETAUX                              | 11,8        | 5,2         | 1,3         |
| 11 Getreide und Reis / Cereals and rice / Céréales et riz                                      | -4,0        | -2,4        | 1,5         |
| 12 Hackfrüchte / Root crops / Plantes sarclées   | 58,4        | 27,0        | -9,0        |
| 13 Obst / Fruit / Fruits   | 12,5        | 5,9         | 7,9         |
| 14 Frischgemüse / Fresh vegetables / Légumes frais   | 12,2        | -3,6        | -11,2       |
| 15 Weinmost oder Wein / Wine must and wine / Moût et vin                                       | 16,5        | 13,3        | 13,9        |
| 16 Oliven und Olivenöl / Olives and olive oil / Olives et huile d'olive                        | 8,5         | 12,5        | 16,3        |
| 17 Saatgut / Seeds / Semences  | 16,3        | 9,6         | 10,1        |
| 18 Blumen, Zierpflanzen und Baumschulerzeugnisse / Flowers etc. / Fleurs etc.                  | 8,4         | 5,8         | 6,9         |
| 19 Sonstige pflanzliche Erzeugnisse / Other crop products / Autres produits végétaux           | -4,4        | -6,0        | -0,8        |
| 2 TIERE UND TIERISCHE ERZEUGNISSE/ANIMALS AND ANIMAL PRODUCTS/ANIMAUX ET<br>2 PRODUITS ANIMAUX | -2,7        | -3,8        | -3,9        |
| 21 Tiere / Animals / Animaux   | -1,3        | -4,7        | -4,8        |
| 21A Kälber / Calves / Veaux  | -2,9        | -2,1        | -3,9        |
| 21B Rinder ohne Kälber / Cattle excluding calves / Bovins sans veaux                           | -6,9        | -9,1        | -9,3        |
| 21C Schweine / Pigs / Porcs  | 9,8         | 1,3         | 1,9         |
| 21D Schafe und Lämmer / Sheep and lambs / Moutons et agneaux                                   | 2,1         | -7,5        | -3,6        |
| 21E Geflügel / Poultry / Volailles   | -11,1       | -7,9        | -9,6        |
| 21F Sonstige Tiere / Other animals / Autres animaux  | 2,3         | 1,5         | -4,2        |
| 22 Milch / Milk / Lait   | -2,2        | -0,9        | -2,6        |
| 23 Eier / Eggs / Oeufs   | -21,1       | -15,2       | -6,6        |
| 24 Sonstige tierische Erzeugnisse / Other animal products / Autres produits animaux            | 9,9         | 17,9        | 18,9        |

(1) Auf der Basis / On the base / Sur la base 1990 = 100

**Tabelle 2 / Table 2 / Tableau 2**

**EU-Index der Erzeugerpreise landwirtschaftlicher Produkte : Veränderungsraten der Preisindizes im Ländervergleich (in %) (1)**

**EU-Index of producer prices of agricultural products : Rates of change of the price indices by Member State (in %) (1)**

**Indices UE des prix à la production des produits agricoles : Taux de variation des indices des prix par Etat membre (en %) (1)**

|                         |                  |    | B     | DK   | D(2) | GR   | E    | F    | IRL  | I    | L    | NL   | A     | P    | FIN   | S    | UK   | EUR 15 |
|-------------------------|------------------|----|-------|------|------|------|------|------|------|------|------|------|-------|------|-------|------|------|--------|
| Insgesamt               | Nominale Indizes | a) | 3,1   | 3,8  | 7,5  | 10,8 | 14,2 | 3,6  | -0,5 | 12,9 | -0,1 | 7,2  | -13,4 | 9,1  | -22,7 | 3,4  | 12,5 | 8,0    |
|                         | Nominal indices  | b) | -6,7  | -0,1 | 3,9  | 8,8  | 11,3 | 1,1  | -0,5 | 10,4 | -0,5 | -2,1 | -15,6 | 6,3  | -24,9 | 4,1  | 7,1  | 4,4    |
|                         | Indices nominaux | c) | -2,9  | -2,3 | -2,6 | 8,4  | 4,1  | 1,2  | 2,4  | 8,9  | -0,2 | 0,6  | -26,2 | 1,3  | -26,0 | -2,6 | 5,5  | 2,2    |
| Total                   | Deflat. Indizes  | a) | 1,3   | 1,3  | 5,3  | 0,2  | 9,0  | 1,9  | -3,0 | 8,3  | -2,3 | 4,7  | -15,5 | 4,3  | -24,0 | 0,8  | 8,8  | 4,1    |
|                         | Deflated indices | b) | -8,0  | -2,3 | 2,0  | -0,9 | 5,8  | -0,6 | -3,2 | 4,9  | -2,7 | -4,2 | -17,7 | 1,9  | -25,9 | 1,2  | 3,6  | 0,5    |
|                         | Indices déflatés | c) | -4,1  | -4,1 | -4,2 | -0,3 | -0,4 | -0,6 | -0,2 | 3,1  | -2,0 | -1,0 | -27,7 | -2,5 | -26,4 | -4,9 | 1,8  | -1,5   |
| Pflanzliche Erzeugnisse | Nominale Indizes | a) | 14,6  | 6,3  | 23,9 | 12,0 | 20,3 | 8,1  | 1,9  | 21,0 | 1,8  | 14,8 | 7,5   | 12,5 | -28,4 | 28,8 | 25,7 | 16,1   |
|                         | Nominal indices  | b) | -5,6  | 2,2  | 18,8 | 11,3 | 17,3 | 4,3  | -6,8 | 12,7 | 1,7  | -0,9 | 4,0   | 9,3  | -30,8 | 24,1 | 9,4  | 9,6    |
|                         | Indices nominaux | c) | -9,2  | -2,3 | -5,5 | 12,0 | 8,0  | 4,5  | 1,7  | 11,2 | -1,3 | 2,8  | -30,3 | 0,4  | -34,3 | 1,7  | 8,6  | 5,6    |
| Crop products           | Deflat. Indizes  | a) | 12,6  | 3,8  | 21,4 | 1,2  | 14,8 | 6,2  | -0,7 | 16,0 | -0,5 | 12,2 | 4,9   | 7,6  | -29,7 | 25,6 | 21,5 | 11,8   |
|                         | Deflated indices | b) | -6,9  | -0,1 | 16,6 | 1,3  | 11,6 | 2,6  | -9,3 | 7,1  | -0,5 | -3,0 | 1,4   | 4,8  | -31,7 | 20,7 | 5,8  | 5,2    |
|                         | Indices déflatés | c) | -10,3 | -4,0 | -7,0 | 3,1  | 3,4  | 2,6  | -0,8 | 5,3  | -3,0 | 1,2  | -31,8 | -3,4 | -34,6 | -0,6 | 4,7  | 1,3    |
| Tierische Erzeugnisse   | Nominale Indizes | a) | -3,5  | 2,3  | 1,3  | 7,8  | 4,0  | -0,7 | -0,8 | 2,0  | -0,4 | 0,3  | -19,6 | 4,8  | -20,4 | -4,3 | 5,1  | 0,5    |
|                         | Nominal indices  | b) | -7,5  | -1,4 | -2,0 | 2,8  | 1,5  | -2,4 | 0,5  | 7,0  | -0,9 | -3,2 | -21,6 | 2,6  | -22,3 | -2,5 | 5,6  | -0,6   |
|                         | Indices nominaux | c) | 1,3   | -2,3 | -1,3 | -0,1 | -1,9 | -2,0 | 2,5  | 5,6  | -0,1 | -1,1 | -24,9 | 2,4  | -22,5 | -4,2 | 3,7  | -1,0   |
| Animal products         | Deflat. Indizes  | a) | -5,2  | -0,1 | -0,7 | -2,5 | -0,8 | -2,4 | -3,3 | -2,2 | -2,6 | -2,1 | -21,6 | 0,2  | -21,8 | -6,7 | 1,6  | -2,7   |
|                         | Deflated indices | b) | -8,8  | -3,6 | -3,8 | -6,4 | -3,5 | -4,0 | -2,2 | 1,7  | -3,1 | -5,3 | -23,6 | -1,6 | -23,3 | -5,2 | 2,1  | -3,8   |
|                         | Indices déflatés | c) | 0,1   | -4,1 | -3,0 | -8,0 | -6,1 | -3,7 | -0,1 | 0,0  | -1,8 | -2,7 | -26,4 | -1,5 | -22,9 | -6,4 | 0,0  | -3,9   |

(1) Auf der Basis / On the base / Sur la base 1990 = 100

a = 01/95-03/95

b = 04/95-06/95

c = 07/95-09/95

01/94-03/94

04/94-06/94

07/94-09/94

(2) Die Daten für die Bundesrepublik Deutschland beziehen sich auf den Gebietsstand vor dem 3. Oktober 1990, inklusiv West Berlin.

Data for the Federal Republic of Germany in its boundaries prior to 3 October 1990, including West Berlin.

Données pour la République Fédérale d'Allemagne, dans sa situation territoriale avant le 3 octobre 1990, Berlin Ouest inclus.

**Tabelle 3 / Table 3 / Tableau 3**

EU-Index der Einkaufspreise landwirtschaftlicher Betriebsmittel: Veränderungsraten der Preisindex für EUR 15 (in %) (1)

EU Index of purchase prices of the means of agricultural production: Rates of change of the price indices for EUR 15 (in %) (1)

Indice UE des prix d'achat des moyens de production agricole: Taux de variation des indices des prix pour EUR 15 (en %) (1)

|   |  | 01/95-03/95<br>01/94-03/94 | 04/95-06/95<br>04/94-06/94 | 07/95-09/95<br>07/94-09/94 |
|---|--|----------------------------|----------------------------|----------------------------|
| <b>NOMINALE INDIZES / NOMINAL INDICES / INDICES NOMINAUX</b>        |  |                            |                            |                            |
| 00  | INSGESAMT / TOTAL / TOTAL  | 1,7                        | 2,1                        | 2,7                        |
| 01  | WAREN UND DIENSTLEISTUNGEN DES LAUFENDEN LANDWIRTSCHAFTLICHEN VERBRAUCHS/GOODS AND SERVICES CURRENTLY CONSUMED IN AGRICULTURE/ BIENS ET SERVICES DE CONSOMMATION COURANTE DE L'AGRICULTURE | 1,5                        | 1,6                        | 2,3                        |
| 1,  | Saat- und Pflanzgut/Seeds/Semences   | 8,3                        | 1,0                        | 4,8                        |
| 2,  | Nutz- und Zuchtvieh/Animals for rearing/Animaux d'élevage  | 15,1                       | 1,8                        | -1,3                       |
| 3,  | Energie und Schmierstoffe/Energy/Energie   | 0,0                        | 1,5                        | 1,4                        |
| 4,  | Dünge- und Bodenverbesserungsmittel/Fertilizers/Engrais  | 4,1                        | 5,9                        | 7,4                        |
| 5,  | Pflanzenschutzmittel/Plant protection products/Produits de protection des cultures   | -0,9                       | -0,5                       | 0,9                        |
| 6,  | Futtermittel/Animal feedingstuffs/Aliments des animaux   | -1,5                       | -0,8                       | 0,0                        |
| 7,  | Material und Kleinwerkzeuge/Small tools/Petit outillage  | 5,2                        | 6,3                        | 6,5                        |
| 8,  | Instandhaltung und Reparatur von Geräten/Maintenance and repair of plant/ Entretien et réparation du matériel  | 3,5                        | 3,7                        | 4,4                        |
| 9,  | Instandhaltung und Reparatur von Wirtschaftsgebäuden und sonst. Bauten/ Maintenance and repair of buildings/Entretien & réparation des bâtiments d'exploitation                            | 3,4                        | 3,9                        | 3,7                        |
| 10,   | Veterinärleistungen/Veterinary services/Services vétérinaires  | 2,4                        | 2,5                        | 2,3                        |
| 11,   | Allgemeine Wirtschaftsausgaben/General expenses/Frais généraux   | 3,4                        | 3,4                        | 3,6                        |
| 02  | WAREN UND DIENSTLEISTUNGEN LANDWIRTSCHAFTLICHER INVESTITIONEN/GOODS AND SERVICES CONTRIBUTING TO AGRICULTURAL INVESTMENT/BIENS ET SERVICES CONCOURANT AUX INVESTISSEMENTS DE L'AGRICULTURE | 2,2                        | 3,6                        | 3,6                        |
| 12,   | Maschinen und andere Ausrüstungsgüter/Machinery/Machines   | 1,9                        | 3,8                        | 4,0                        |
| 13,   | Bauten/Buildings/Ouvrages  | 2,7                        | 3,3                        | 3,2                        |
| <b>DEFLATIONIERTE INDIZES / DEFLATED INDICES / INDICES DEFLATES</b> |  |                            |                            |                            |
| 00  | INSGESAMT / TOTAL / TOTAL  | -1,5                       | -1,3                       | -0,6                       |
| 01  | WAREN UND DIENSTLEISTUNGEN DES LAUFENDEN LANDWIRTSCHAFTLICHEN VERBRAUCHS/GOODS AND SERVICES CURRENTLY CONSUMED IN AGRICULTURE/ BIENS ET SERVICES DE CONSOMMATION COURANTE DE L'AGRICULTURE | -1,7                       | -1,7                       | -0,8                       |
| 1,  | Saat- und Pflanzgut/Seeds/Semences   | 4,7                        | -2,1                       | 1,7                        |
| 2,  | Nutz- und Zuchtvieh/Animals for rearing/Animaux d'élevage  | 12,2                       | -1,1                       | -4,1                       |
| 3,  | Energie und Schmierstoffe/Energy/Energie   | -3,5                       | -2,1                       | -1,9                       |
| 4,  | Dünge- und Bodenverbesserungsmittel/Fertilizers/Engrais  | 1,2                        | 2,9                        | 4,6                        |
| 5,  | Pflanzenschutzmittel/Plant protection products/Produits de protection des cultures   | -4,0                       | -3,7                       | -2,4                       |
| 6,  | Futtermittel/Animal feedingstuffs/Aliments des animaux   | -4,8                       | -4,2                       | -3,4                       |
| 7,  | Material und Kleinwerkzeuge/Small tools/Petit outillage  | 1,8                        | 2,8                        | 3,1                        |
| 8,  | Instandhaltung und Reparatur von Geräten/Maintenance and repair of plant/ Entretien et réparation du matériel  | 0,5                        | 0,8                        | 1,6                        |
| 9,  | Instandhaltung und Reparatur von Wirtschaftsgebäuden und sonstige Bauten/ Maintenance and repair of buildings/Entretien et réparation des bâtiments d'exploitation                         | 0,2                        | 0,7                        | 0,7                        |
| 10,   | Veterinärleistungen/Veterinary services/Services vétérinaires  | -0,5                       | -0,6                       | -0,7                       |
| 11,   | Allgemeine Wirtschaftsausgaben/General expenses/Frais généraux   | 0,6                        | 0,6                        | 0,9                        |
| 02  | WAREN UND DIENSTLEISTUNGEN LANDWIRTSCHAFTLICHER INVESTITIONEN/GOODS AND SERVICES CONTRIBUTING TO AGRICULTURAL INVESTMENT/BIENS ET SERVICES CONCOURANT AUX INVESTISSEMENTS DE L'AGRICULTURE | -1,3                       | -0,3                       | -0,1                       |
| 12,   | Maschinen und andere Ausrüstungsgüter/Machinery/Machines   | -1,4                       | 0,3                        | 0,6                        |
| 13,   | Bauten/Buildings/Ouvrages  | -1,2                       | -1,0                       | -1,0                       |

(1) Auf der Basis / On the base / Sur la base 1990 = 100



**Tabelle 4 / Table 4 / Tableau 4**

**EU-Index der Einkaufspreise landwirtschaftlicher Betriebsmittel : Veränderungsdaten der Preisindizes im Ländervergleich (in %) (1)**  
**EU Index of purchase prices of the means of agricultural production : Rates of change of the price indices by Member State (in %) (1)**  
**Indices UE des prix d'achat des moyens de production agricole : Taux de variation des indices des prix par Etat membre (en %) (1)**

|  |                  |    | B    | DK   | D(2) | GR   | E    | F    | IRL  | I    | L    | NL   | A    | P     | FIN   | S     | UK   | EUR 15 |
|--|------------------|----|------|------|------|------|------|------|------|------|------|------|------|-------|-------|-------|------|--------|
| Insgesamt  | Nominale Indizes | a) | 0,5  | 0,6  | 1,9  | 6,7  | 3,6  | 1,1  | 1,9  | 4,2  | 2,7  | 3,5  | -3,3 | -5,8  | -21,3 | -7,4  | 2,1  | 1,7    |
|  | Nominal indices  | b) | -0,6 | 0,3  | 1,2  | 6,7  | 3,3  | 1,3  | 2,5  | 7,9  | 2,6  | -0,6 | -3,0 | -8,6  | -21,0 | 6,1   | 2,2  | 2,1    |
|  | Indices nominaux | c) | -0,2 | 1,5  | 0,9  | 6,8  | 4,2  | 2,0  | 2,4  | 9,0  | 2,3  | 0,0  | 1,5  | -8,9  | -17,9 | -1,3  | 2,9  | 2,7    |
| Total  | Deflat. Indizes  | a) | -1,3 | -1,8 | -0,2 | -3,5 | -1,1 | -0,6 | -0,7 | -0,1 | 0,4  | 1,0  | -5,6 | -10,0 | -22,7 | -9,7  | -1,2 | -1,5   |
|  | Deflated indices | b) | -2,0 | -2,0 | -0,7 | -2,8 | -1,7 | -0,3 | -0,2 | 2,5  | 0,4  | -2,8 | -5,4 | -12,3 | -22,0 | 3,2   | -1,2 | -1,3   |
|  | Indices déflatés | c) | -1,4 | -0,4 | -0,8 | -1,7 | -0,3 | 0,2  | -0,1 | 3,2  | 0,5  | -1,6 | -0,6 | -12,3 | -18,3 | -3,6  | -0,8 | -0,6   |
| Waren & Dienstleistungen<br>des landwirtschaftlichen<br>Verbrauchs | Nominale Indizes | a) | 0,1  | 0,2  | 2,0  | 5,6  | 2,9  | 1,0  | 0,7  | 5,1  | 3,6  | 4,1  | -7,1 | -8,5  | -24,7 | 4,3   | 1,9  | 1,5    |
|  | Nominal indices  | b) | -1,2 | -0,3 | 1,1  | 5,3  | 2,2  | 1,2  | 1,6  | 11,3 | 3,6  | -1,5 | -6,7 | -11,3 | -24,0 | 6,1   | 2,0  | 1,6    |
|  | Indices nominaux | c) | -0,7 | 1,0  | 0,8  | 5,4  | 3,8  | 1,8  | 1,7  | 13,1 | 3,1  | -0,7 | 1,3  | -11,8 | -19,4 | -4,0  | 2,7  | 2,3    |
| Goods & services currently<br>consumed in agriculture              | Deflat. Indizes  | a) | -1,7 | -2,2 | 0,0  | -4,5 | -1,9 | -0,8 | -1,9 | 0,7  | 1,3  | 1,6  | -9,3 | -12,5 | -26,0 | 1,7   | -1,5 | -1,7   |
|  | Deflated indices | b) | -2,6 | -2,6 | -0,8 | -4,1 | -2,8 | -0,5 | -1,1 | 5,8  | 1,3  | -3,6 | -9,0 | -15,0 | -25,0 | 3,2   | -1,4 | -1,7   |
|  | Indices déflatés | c) | -1,9 | -0,8 | -0,9 | -3,0 | -0,7 | 0,1  | -0,8 | 7,1  | 1,4  | -2,2 | -0,8 | -15,1 | -19,8 | -6,3  | -0,9 | -0,8   |
| Biens & services de consom-<br>mation courante de l'agriculture    | Nominale Indizes | a) | 3,5  | 2,2  | 1,3  | 10,4 | 5,8  | 1,7  | 5,7  | 3,5  | 1,5  | 1,8  | 1,7  | 7,8   | -13,8 | -30,4 | 3,5  | 2,2    |
|  | Nominal indices  | b) | 3,8  | 2,8  | 1,3  | 11,8 | 6,7  | 1,9  | 5,5  | 4,6  | 1,5  | 1,8  | 1,9  | 5,1   | -14,2 | 6,2   | 3,7  | 3,6    |
|  | Indices nominaux | c) | 3,3  | 3,4  | 1,3  | 11,7 | 5,3  | 2,4  | 4,6  | 5,1  | 1,2  | 1,8  | 1,8  | 5,6   | -14,7 | 6,6   | 4,0  | 3,6    |
| Good & services contributing to<br>agricultural investment         | Deflat. Indizes  | a) | 1,6  | -0,2 | -0,7 | -0,2 | 0,9  | 0,0  | 3,1  | -0,8 | -0,8 | -0,6 | -0,8 | 3,1   | -15,3 | -32,2 | 0,1  | -1,3   |
|  | Deflated indices | b) | 2,3  | 0,5  | -0,6 | 1,8  | 1,5  | 0,2  | 2,7  | -0,6 | -0,8 | -0,3 | -0,6 | 0,8   | -15,4 | 3,3   | 0,3  | -0,3   |
|  | Indices déflatés | c) | 2,1  | 1,5  | -0,4 | 2,8  | 0,8  | 0,6  | 2,0  | -0,5 | -0,6 | 0,2  | -0,3 | 1,6   | -15,1 | 4,1   | 0,3  | -0,1   |
| Biens & services concourant<br>aux investissements                 | Nominale Indizes | a) | 3,5  | 2,2  | 1,3  | 10,4 | 5,8  | 1,7  | 5,7  | 3,5  | 1,5  | 1,8  | 1,7  | 7,8   | -13,8 | -30,4 | 3,5  | 2,2    |
|  | Nominal indices  | b) | 3,8  | 2,8  | 1,3  | 11,8 | 6,7  | 1,9  | 5,5  | 4,6  | 1,5  | 1,8  | 1,9  | 5,1   | -14,2 | 6,2   | 3,7  | 3,6    |
|  | Indices nominaux | c) | 3,3  | 3,4  | 1,3  | 11,7 | 5,3  | 2,4  | 4,6  | 5,1  | 1,2  | 1,8  | 1,8  | 5,6   | -14,7 | 6,6   | 4,0  | 3,6    |
| Good & services contributing to<br>agricultural investment         | Deflat. Indizes  | a) | 1,6  | -0,2 | -0,7 | -0,2 | 0,9  | 0,0  | 3,1  | -0,8 | -0,8 | -0,6 | -0,8 | 3,1   | -15,3 | -32,2 | 0,1  | -1,3   |
|  | Deflated indices | b) | 2,3  | 0,5  | -0,6 | 1,8  | 1,5  | 0,2  | 2,7  | -0,6 | -0,8 | -0,3 | -0,6 | 0,8   | -15,4 | 3,3   | 0,3  | -0,3   |
|  | Indices déflatés | c) | 2,1  | 1,5  | -0,4 | 2,8  | 0,8  | 0,6  | 2,0  | -0,5 | -0,6 | 0,2  | -0,3 | 1,6   | -15,1 | 4,1   | 0,3  | -0,1   |

(1) Auf der Basis / On the base / Sur la base 1990 = 100

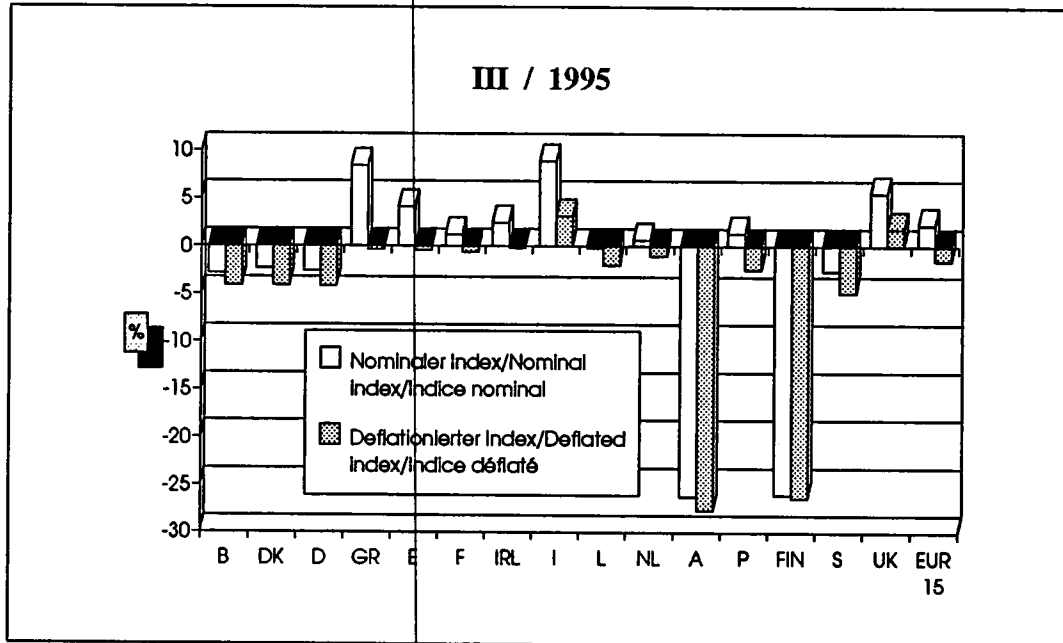
a = 01/95-03/95  
01/94-03/94

b = 04/95-06/95  
04/94-06/94

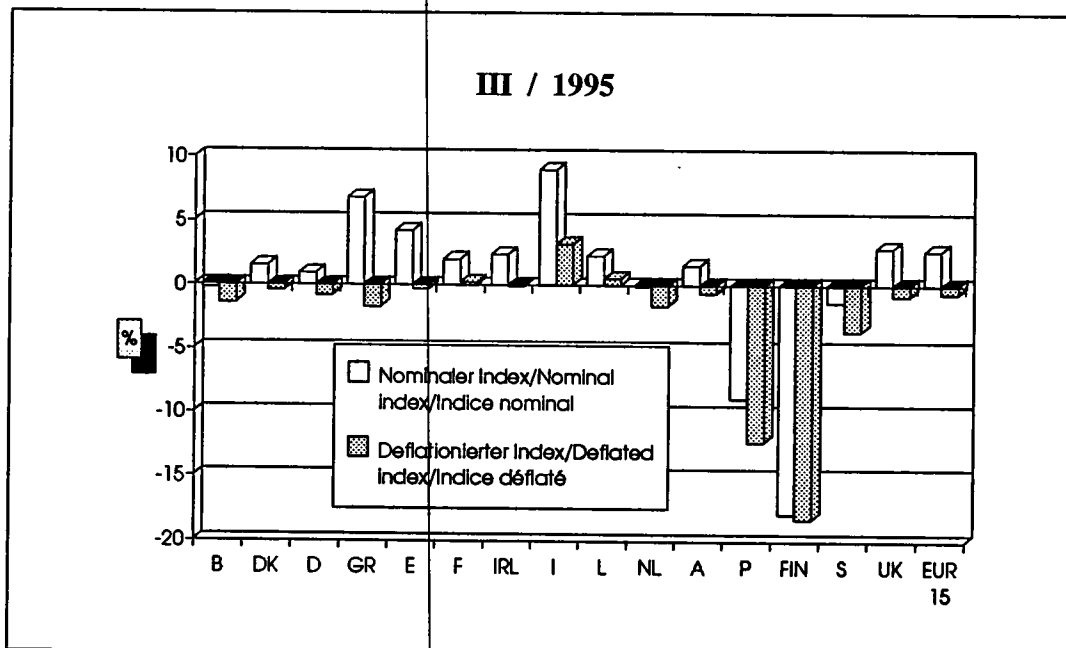
c = 07/95-09/95  
07/94-09/94

(2) Die Daten für die Bundesrepublik Deutschland beziehen sich auf den Gebietsstand vor dem 3. Oktober 1990, inklusiv West Berlin.  
 Data for the Federal Republic of Germany in its boundaries prior to 3 October 1990, including West Berlin.  
 Données pour la République Fédérale d'Allemagne, dans sa situation territoriale avant le 3 octobre 1990, Berlin Ouest inclus.

**EU-Index der Erzeugerpreise landwirtschaftlicher Produkte:**  
**Veränderungsraten der Preisindizes je Mitgliedstaat**  
**EU Index of producer prices of agricultural products:**  
**Rates of change of the price indices by Member State**  
**Indice UE des prix à la production des produits agricoles:**  
**Taux de variation des indices des prix des Etats membres**

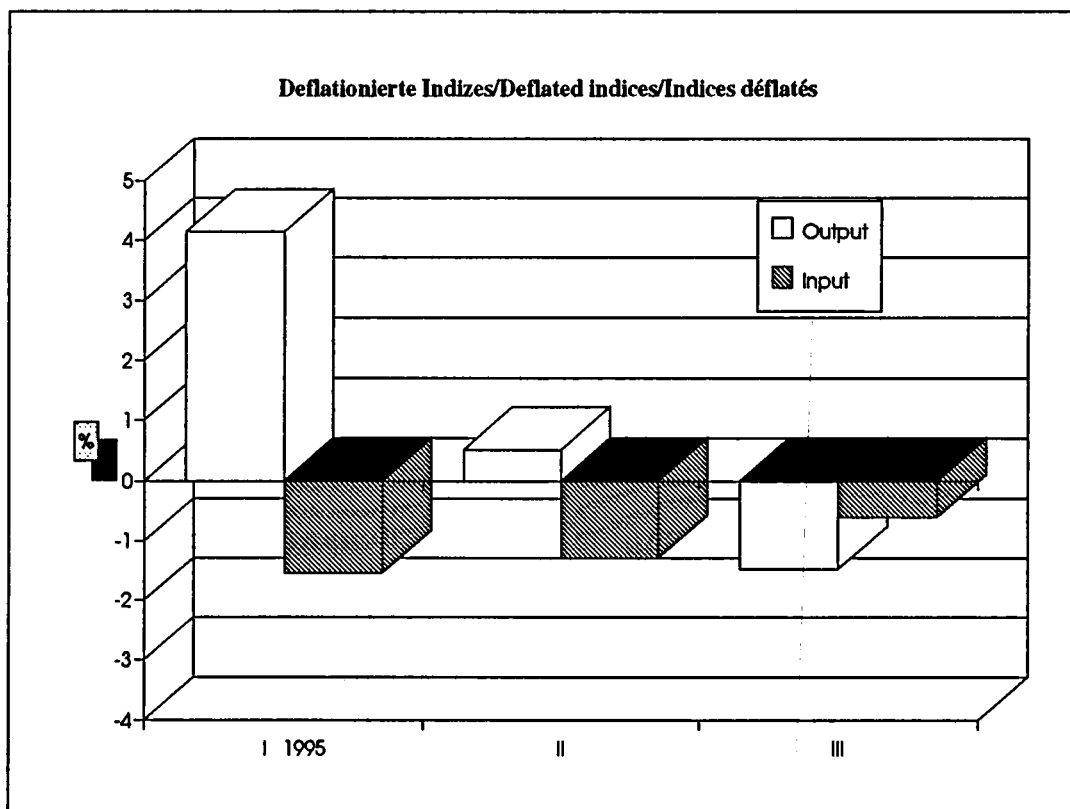
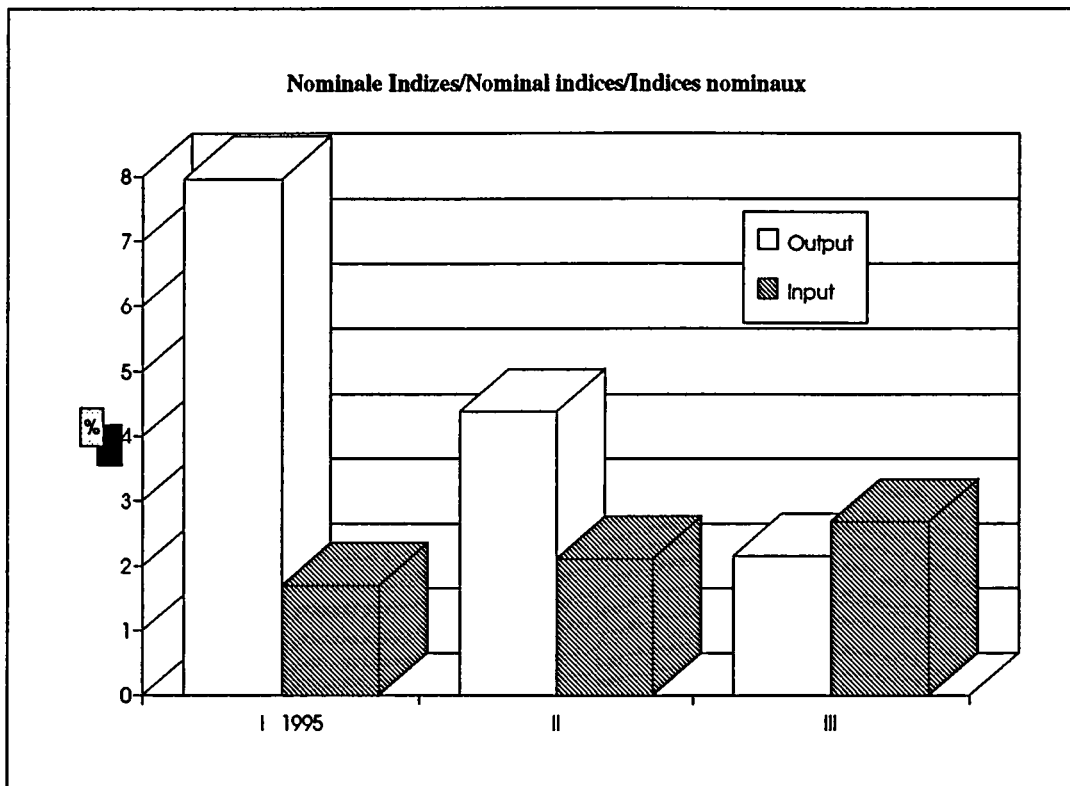


**EU-Index der Einkaufspreise landwirtschaftlicher Betriebsmittel:**  
**Veränderungsraten der Preisindizes je Mitgliedstaat**  
**EU Index of purchase prices of the means of agricultural products:**  
**Rates of change of the price indices by Member State**  
**Indice UE des prix d'achat des moyens de production agricole:**  
**Taux de variation des indices des prix des Etats membres**



Veränderungsraten der EU-Agrarpreisindizes  
 Rates of change of the EU agricultural price indices  
 Taux de variation des indices UE des prix agricoles

EUR 15





**Monatliche EU-Indizes der Erzeugerpreise  
landwirtschaftlicher Produkte**

**Monthly EU indices of producer prices  
of agricultural products**

**Indices UE mensuels des prix à la production  
des produits agricoles**



**Nominale Indizes**

**Nominal indices**

**Indices nominaux**

## NOMINALE PREISINDIZES / NOMINAL PRICE INDICES / INDICES DES PRIX NOMINAUX

1985 = 100 (ohne MwSt / excluding VAT / TVA exclue)

## BELGIQUE / BELGIE

|      |  |  |   | 1994  |       |       |       | 1995  |       |       |       |       |       |       |       |       |
|------|--|--|---|-------|-------|-------|-------|-------|-------|-------|-------|-------|-------|-------|-------|-------|
|      |  |  |   | sep   | oct   | nov   | dec   | jan   | feb   | mar   | apr   | mai   | jun   | jul   | aug   | sep   |
| 0    | INSGESAMT                                      | TOTAL  | TOTAL   | 97.5  | 90.0  | 90.0  | 89.6  | 96.8  | 96.9  | 95.0  | 90.9  | 91.9  | 91.7  | 84.7  | 94.3  | 95.5  |
| (0)  | INSGESAMT (ohne Obst und Gemüse)               | TOTAL (excl. fruit and vegetables)                   | TOTAL (sans fruits et légumes)                        | 94.3  | 90.5  | 93.1  | 92.2  | 96.8  | 99.6  | 95.8  | 91.4  | 90.9  | 93.3  | 86.9  | 94.5  | 96.3  |
| 1    | PFLANZLICHE ERZEUGNISSE                        | CROP PRODUCTS  | PRODUITS VEGETAUX                                     | 110.0 | 88.5  | 90.0  | 92.4  | 110.3 | 105.3 | 108.5 | 104.8 | 109.7 | 102.7 | 87.2  | 98.8  | 98.3  |
| (1)  | PFLANZLICHE ERZEUGNISSE (ohne Obst und Gemüse) | CROP PRODUCTS (excl. fruit and vegetables)           | PRODUITS VEGETAUX (sans fruits et légumes)            | 106.9 | 89.6  | 102.7 | 105.6 | 121.3 | 123.6 | 122.3 | 118.2 | 119.7 | 118.0 | 98.3  | 102.9 | 103.9 |
| 11   | Getreide und Reis                              | Cereals and rice                                     | Céréales et riz                                       | 74.7  | 75.4  | 76.1  | 75.9  | 76.4  | 75.8  | 75.0  | 74.7  | 78.1  | 78.6  | 76.7  | 69.3  | 72.5  |
| 11A  | Weichweizen                                    | Soft wheat   | Blé tendre  | 73.0  | 73.9  | 74.8  | 74.7  | 75.2  | 74.7  | 73.9  | 73.6  | 76.7  | 77.4  | 77.7  | 68.3  | 71.9  |
| 11B  | Hartweizen                                     | Durum wheat  | Blé dur   | -     | -     | -     | -     | -     | -     | -     | -     | -     | -     | -     | -     | -     |
| 11C  | Futtergerste                                   | Feeding barley                                       | Orge fourragère                                       | 80.4  | 80.6  | 80.6  | 80.2  | 80.6  | 79.8  | 79.0  | 78.8  | 83.3  | 82.8  | 73.4  | 72.6  | 74.3  |
| 11D  | Braugerste                                     | Malting barley                                       | Orge de brasserie                                     | -     | -     | -     | -     | -     | -     | -     | -     | -     | -     | -     | -     | -     |
| 11E  | Hafer  | Oats   | Avoine  | 79.5  | 78.1  | 76.8  | 76.2  | 76.1  | 74.8  | 72.1  | 71.0  | 70.9  | 71.0  | 71.0  | 68.2  | 71.0  |
| 11F  | Körnermais                                     | Grain-maize  | Maïs-grain  | -     | -     | -     | -     | -     | -     | -     | -     | -     | -     | -     | -     | -     |
| 11G  | Rohreis  | Paddy rice   | Riz non décortiqué                                    | -     | -     | -     | -     | -     | -     | -     | -     | -     | -     | -     | -     | -     |
| 11H  | Sonstiges Getreide                             | Others   | Autres  | 74.0  | 74.5  | 75.5  | 75.5  | 76.1  | 74.7  | 73.0  | 72.6  | 76.5  | 77.1  | 77.1  | 70.6  | 73.6  |
| 12   | Hackfrüchte                                    | Root crops   | Plantes sarclées                                      | 134.2 | 99.4  | 93.2  | 105.9 | 157.6 | 158.5 | 161.5 | 154.0 | 149.8 | 145.7 | 95.9  | 111.9 | 111.7 |
| 12A  | Speisekartoffeln                               | Potatoes for consumption                             | Pommes de terre de consommation                       | 189.9 | 89.7  | 73.4  | 107.0 | 244.2 | 246.6 | 254.6 | 234.8 | 223.7 | 212.6 | 80.9  | 123.4 | 122.7 |
| 12A1 | Frühkartoffeln                                 | Early potatoes                                       | Pommes de terre hâtives                               | -     | -     | -     | -     | -     | -     | -     | -     | -     | -     | 212.6 | 80.9  | -     |
| 12A2 | Übrige Kartoffeln (Lager)                      | Main-crop potatoes                                   | Autres pommes de terre                                | 189.9 | 89.7  | 73.4  | 107.0 | 244.2 | 246.6 | 254.6 | 234.8 | 223.7 | -     | -     | 123.4 | 122.7 |
| 12B  | Zuckerrüben                                    | Sugar beet   | Bettleraves sucrières                                 | 100.5 | 105.5 | 105.5 | 105.5 | 105.5 | 105.5 | 105.5 | 105.5 | 105.5 | 105.5 | 105.5 | 105.5 | 105.5 |
| 12C  | Sonstige Hackfrüchte                           | Others   | Autres  | 88.3  | 88.3  | 88.3  | 88.3  | 70.8  | 70.8  | 70.8  | 70.8  | 70.8  | 70.8  | 70.8  | 70.8  | 70.8  |
| 13   | Obst   | Fruit  | Fruits  | 75.7  | 52.4  | 51.8  | 67.3  | 61.7  | 69.6  | 79.8  | 82.3  | 102.7 | 102.7 | 85.6  | 105.9 | 72.0  |
| 13A  | Frischobst                                     | Fresh fruit  | Fruits frais  | 75.7  | 52.4  | 51.8  | 67.3  | 61.7  | 69.6  | 79.8  | 82.3  | 102.7 | 102.7 | 85.6  | 105.9 | 72.0  |
| 13B  | Trockenfrüchte                                 | Nuts and dried fruit                                 | Fruits secs   | -     | -     | -     | -     | -     | -     | -     | -     | -     | -     | -     | -     | -     |
| 13B1 | Nüsse  | Nuts   | Fruits à coque  | -     | -     | -     | -     | -     | -     | -     | -     | -     | -     | -     | -     | -     |
| 13B2 | Getrocknetes Obst                              | Dried fruit  | Fruits séchés   | -     | -     | -     | -     | -     | -     | -     | -     | -     | -     | -     | -     | -     |
| 14   | Frischgemüse                                   | Fresh vegetables                                     | Légumes frais   | 126.5 | 98.6  | 81.4  | 78.6  | 108.0 | 86.7  | 94.9  | 90.0  | 95.3  | 77.2  | 69.3  | 89.5  | 97.7  |
| 15   | Wainmost/Wein                                  | Wine must/Wine                                       | Moût/Vin  | -     | -     | -     | -     | -     | -     | -     | -     | -     | -     | -     | -     | -     |
| 15A  | Weinmost                                       | Wine must  | Moût  | -     | -     | -     | -     | -     | -     | -     | -     | -     | -     | -     | -     | -     |
| 15B  | Wein   | Wine   | Vin   | -     | -     | -     | -     | -     | -     | -     | -     | -     | -     | -     | -     | -     |
| 15B1 | Tafelwein                                      | Table wine   | Vin de table  | -     | -     | -     | -     | -     | -     | -     | -     | -     | -     | -     | -     | -     |
| 15B2 | Qualitätswein                                  | Quality wine   | Vin de qualité  | -     | -     | -     | -     | -     | -     | -     | -     | -     | -     | -     | -     | -     |
| 16   | Oliven und Olivenöl                            | Olives and olive oil                                 | Olives et huile d'olives                              | -     | -     | -     | -     | -     | -     | -     | -     | -     | -     | -     | -     | -     |
| 17   | Saatgut  | Seeds  | Semences  | 104.0 | 104.0 | 104.0 | 104.0 | 104.0 | 104.0 | 104.0 | 104.0 | 104.0 | 104.0 | 104.0 | 104.0 | 104.0 |
| 18   | Blumen, Zierpflanzen und Baumschulerzeugnisse  | Flowers, ornamental plants and tree-nursery products | Fleurs, plantes ornementales et produits de pépinière | 99.3  | 86.9  | 132.9 | 127.1 | 112.4 | 120.0 | 114.2 | 110.6 | 117.7 | 117.4 | 116.7 | 117.1 | 118.3 |
| 19   | Sonstige pflanzliche Erzeugnisse               | Other crop products                                  | Autres produits végétaux                              | 95.3  | 94.3  | 98.6  | 99.5  | 112.3 | 103.9 | 97.5  | 97.1  | 97.1  | 94.4  | 92.5  | 94.3  | 94.2  |
| 19A  | Hülsenfrüchte                                  | Pulses   | Légumes secs  | 33.2  | 33.2  | 33.2  | 33.2  | 55.7  | 55.7  | 55.7  | 55.7  | 55.7  | 55.7  | 55.7  | 55.7  | 55.7  |
| 19B  | Ölsaaten                                       | Oilseeds   | Graines oléagineuses                                  | 52.9  | 52.9  | 52.9  | 52.9  | 52.9  | 52.9  | 52.9  | 52.9  | 52.9  | 52.9  | 52.9  | 52.9  | 52.9  |
| 19C  | Rohtabak                                       | Raw tobacco  | Tabac brut  | 96.6  | 96.6  | 96.6  | 96.6  | 96.6  | 96.6  | 96.6  | 96.6  | 96.6  | 96.6  | 96.6  | 96.6  | 96.6  |
| 19D  | Baumwolle                                      | Cotton   | Coton   | -     | -     | -     | -     | -     | -     | -     | -     | -     | -     | -     | -     | -     |
| 19E  | Sonstige                                       | Others   | Autres  | 106.0 | 104.6 | 110.5 | 111.7 | 127.1 | 115.9 | 107.3 | 106.7 | 106.7 | 103.1 | 100.5 | 102.9 | 102.8 |



## NOMINALE PREISINDIZES / NOMINAL PRICE INDICES / INDICES DES PRIX NOMINAUX

1990 = 100 (ohne MwSt / excluding VAT / TVA exclue)

## BELGIQUE / BELGIE

|      |  |                                    |                                    | 1994  |       |       |       |       | 1995  |       |       |       |       |       |       |       |
|------|--|------------------------------------|------------------------------------|-------|-------|-------|-------|-------|-------|-------|-------|-------|-------|-------|-------|-------|
|      |  |                                    |                                    | sep   | oct   | nov   | dec   | jan   | feb   | mar   | apr   | mai   | jun   | jul   | aug   | sep   |
| 2    | TIERE UND TIERISCHE ERZEUGNISSE            | ANIMALS AND ANIMAL PRODUCTS        | ANIMAUX ET PRODUITS ANIMAUX        | 90.4  | 90.8  | 90.1  | 88.0  | 89.1  | 92.1  | 87.4  | 83.0  | 81.8  | 85.5  | 83.3  | 91.8  | 93.9  |
| 21   | Tiere (zur Schlachtung und für den Export) | Animals (for slaughter and export) | Animaux (boucherie et exportation) | 89.3  | 87.2  | 84.9  | 82.7  | 84.2  | 87.5  | 84.3  | 81.3  | 81.0  | 83.7  | 81.5  | 87.3  | 87.7  |
| 21A  | Kälber                                     | Calves                             | Veaux                              | 96.2  | 96.3  | 98.5  | 103.0 | 103.9 | 103.7 | 96.5  | 95.3  | 93.0  | 88.2  | 89.5  | 92.9  | 96.3  |
| 21B  | Rinder ohne Kälber                         | Cattle excluding calves            | Bovins sans veaux                  | 95.0  | 93.1  | 91.4  | 88.7  | 86.8  | 86.3  | 84.0  | 83.6  | 84.2  | 83.3  | 82.0  | 83.1  | 82.2  |
| 21C  | Schweine                                   | Pigs                               | Porcs                              | 82.6  | 81.5  | 79.0  | 76.3  | 79.1  | 85.8  | 83.4  | 79.1  | 78.7  | 82.3  | 78.9  | 87.3  | 87.9  |
| 21D  | Schafe und Lämmer                          | Sheep and lambs                    | Moutons et agneaux                 | 84.8  | 84.6  | 85.5  | 84.8  | 86.6  | 92.5  | 92.7  | 100.9 | 102.8 | 93.4  | 82.8  | 79.4  | 76.1  |
| 21E  | Geflügel                                   | Poultry                            | Volailles                          | 97.5  | 83.2  | 72.1  | 65.1  | 77.0  | 79.8  | 73.5  | 62.6  | 63.5  | 89.2  | 86.8  | 100.5 | 99.4  |
| 21E1 | Masthähnchen                               | Chickens                           | Poulets                            | 98.1  | 83.3  | 71.7  | 64.9  | 77.3  | 80.1  | 74.0  | 63.5  | 64.7  | 91.1  | 88.9  | 102.2 | 100.2 |
| 21E2 | Sonstiges Geflügel                         | Other poultry                      | Autres volailles                   | 79.5  | 80.0  | 83.3  | 72.1  | 69.2  | 69.8  | 57.9  | 36.1  | 27.6  | 34.9  | 27.0  | 62.7  | 75.9  |
| 21F  | Sonstige Tiere                             | Other animals                      | Autres animaux                     | 105.5 | 106.9 | 109.0 | 109.7 | 98.0  | 96.4  | 94.0  | 94.6  | 78.3  | 74.2  | 68.3  | 78.6  | 101.0 |
| 22   | Milch                                      | Milk                               | Lait                               | 96.5  | 105.5 | 109.1 | 109.1 | 109.1 | 109.1 | 100.3 | 92.0  | 88.3  | 94.2  | 94.2  | 109.4 | 113.6 |
| 22A  | Kuhmilch                                   | Cow's milk                         | Lait de vache                      | 96.5  | 105.5 | 109.1 | 109.1 | 109.1 | 109.1 | 100.3 | 92.0  | 88.3  | 94.2  | 94.2  | 109.4 | 113.6 |
| 22B  | Sonstige Milch                             | Other milk                         | Autres laits                       | -     | -     | -     | -     | -     | -     | -     | -     | -     | -     | -     | -     | -     |
| 23   | Eier                                       | Eggs                               | Oeufs                              | 73.0  | 67.0  | 68.9  | 57.8  | 56.8  | 73.8  | 65.7  | 69.5  | 58.1  | 66.3  | 49.6  | 68.8  | 88.0  |
| 24   | Sonstige tierische Erzeugnisse             | Other animal products              | Autres produits animaux            | 95.8  | 95.8  | 95.8  | 95.8  | 100.0 | 100.0 | 100.0 | 100.0 | 100.0 | 100.0 | 100.0 | 100.0 | 100.0 |



## NOMINALE PREISINDIZES / NOMINAL PRICE INDICES / INDICES DES PRIX NOMINAUX

1990 = 100 (ohne MwSt / excluding VAT / TVA exclue)

## DANMARK

|      |  |                                    | 1994                               |       |       |       |      | 1995 |       |       |       |       |      |      |      |      |
|------|--|------------------------------------|------------------------------------|-------|-------|-------|------|------|-------|-------|-------|-------|------|------|------|------|
|      |  |                                    | sep                                | oct   | nov   | dec   | jan  | feb  | mar   | apr   | mai   | jun   | jul  | aug  | sep  |      |
| 2    | TIERE UND TIERISCHE ERZEUGNISSE            | ANIMALS AND ANIMAL PRODUCTS        | ANIMAUX ET PRODUITS ANIMAUX        | 84.6  | 84.5  | 84.9  | 83.9 | 82.9 | 85.4  | 87.8  | 86.0  | 84.8  | 85.0 | 82.9 | 82.9 | 84.2 |
| 21   | Tiere (zur Schlachtung und für den Export) | Animals (for slaughter and export) | Animaux (boucherie et exportation) | 78.8  | 79.2  | 80.4  | 78.9 | 77.3 | 81.4  | 85.4  | 82.5  | 80.7  | 81.1 | 77.9 | 77.9 | 79.9 |
| 21A  | Kälber                                     | Calves                             | Veaux                              | 88.3  | 87.4  | 86.3  | 86.6 | 86.8 | 88.6  | 87.4  | 84.6  | 81.3  | 79.8 | 77.2 | 77.4 | 78.4 |
| 21B  | Rinder ohne Kälber                         | Cattle excluding calves            | Bovins sans veaux                  | 87.5  | 86.1  | 85.2  | 86.1 | 86.1 | 87.4  | 87.3  | 86.0  | 85.6  | 84.4 | 80.4 | 79.7 | 80.2 |
| 21C  | Schweine                                   | Pigs                               | Porcs                              | 75.5  | 76.5  | 78.4  | 76.1 | 73.9 | 79.1  | 84.8  | 81.2  | 79.1  | 80.0 | 76.9 | 77.1 | 79.6 |
| 21D  | Schafe und Lämmer                          | Sheep and lambs                    | Moutons et agneaux                 | 68.8  | 67.4  | 73.7  | 84.3 | 91.1 | 101.8 | 102.3 | 102.3 | 102.0 | 97.4 | 90.6 | 86.8 | 80.9 |
| 21E  | Geflügel                                   | Poultry                            | Volailles                          | 88.6  | 88.3  | 88.3  | 88.3 | 88.6 | 88.6  | 86.3  | 85.9  | 82.3  | 82.4 | 82.3 | 82.3 | 82.3 |
| 21E1 | Masthähnchen                               | Chickens                           | Poulets                            | 88.6  | 88.3  | 88.3  | 88.3 | 88.6 | 88.6  | 86.3  | 85.9  | 82.3  | 82.4 | 82.3 | 82.3 | 82.3 |
| 21E2 | Sonstiges Geflügel                         | Other poultry                      | Autres volailles                   | 88.6  | 88.3  | 88.3  | 88.3 | 88.6 | 88.6  | 86.3  | 85.9  | 82.3  | 82.4 | 82.3 | 82.3 | 82.3 |
| 21F  | Sonstige Tiere                             | Other animals                      | Autres animaux                     | 98.9  | 96.6  | 92.0  | 89.8 | 89.8 | 89.8  | 89.8  | 89.8  | 89.8  | 89.8 | 89.8 | 86.4 | 83.0 |
| 22   | Milch                                      | Milk                               | Lait                               | 93.2  | 92.5  | 91.4  | 91.4 | 91.4 | 91.4  | 91.4  | 91.4  | 91.4  | 91.4 | 91.4 | 91.4 | 91.4 |
| 22A  | Kuhmilch                                   | Cow's milk                         | Lait de vache                      | 93.2  | 92.5  | 91.4  | 91.4 | 91.4 | 91.4  | 91.4  | 91.4  | 91.4  | 91.4 | 91.4 | 91.4 | 91.4 |
| 22B  | Sonstige Milch                             | Other milk                         | Autres laits                       | -     | -     | -     | -    | -    | -     | -     | -     | -     | -    | -    | -    | -    |
| 23   | Eier                                       | Eggs                               | Oeufs                              | 107.4 | 102.8 | 108.8 | 97.4 | 95.6 | 95.6  | 95.6  | 95.6  | 88.8  | 86.8 | 76.0 | 76.6 | 85.8 |
| 24   | Sonstige tierische Erzeugnisse             | Other animal products              | Autres produits animaux            | 87.5  | 86.1  | 85.2  | 86.1 | 86.1 | 87.4  | 87.3  | 86.0  | 85.5  | 84.4 | 80.4 | 79.7 | 80.2 |

## NOMINALE PREISINDIZES / NOMINAL PRICE INDICES / INDICES DES PRIX NOMINAUX

1985 = 100 (ohne MwSt / excluding VAT / TVA exclue)

## DEUTSCHLAND

|      |  |  | 1994  |       |       |       | 1995  |       |       |       |       |       |       |       |       |
|------|--|--|-------|-------|-------|-------|-------|-------|-------|-------|-------|-------|-------|-------|-------|
|      |  |  | sep   | oct   | nov   | dec   | jan   | feb   | mar   | apr   | mai   | jun   | jul   | aug   | sep   |
| 0    | INSGESAMT                                      | TOTAL  | 93.5  | 91.6  | 91.7  | 92.0  | 93.8  | 97.0  | 97.2  | 96.6  | 95.3  | 91.6  | 89.1  | 89.9  | 90.7  |
| (0)  | INSGESAMT (ohne Obst und Gemüse)               | TOTAL (excl. fruit and vegetables)                   | 92.7  | 92.1  | 92.4  | 92.7  | 94.4  | 97.5  | 97.6  | 96.6  | 95.5  | 91.9  | 88.9  | 88.5  | 89.9  |
| 1    | PFLANZLICHE ERZEUGNISSE                        | CROP PRODUCTS  | 98.7  | 94.2  | 95.2  | 97.4  | 102.7 | 106.6 | 109.2 | 112.2 | 110.9 | 98.6  | 95.0  | 92.5  | 90.7  |
| (1)  | PFLANZLICHE ERZEUGNISSE (ohne Obst und Gemüse) | CROP PRODUCTS (excl. fruit and vegetables)           | 96.7  | 96.8  | 98.5  | 100.9 | 106.9 | 110.5 | 112.9 | 114.8 | 114.5 | 101.1 | 95.3  | 87.5  | 87.5  |
| 11   | Getreide und Reis                              | Cereals and rice                                     | 74.7  | 75.6  | 77.3  | 78.6  | 79.6  | 80.0  | 79.5  | 79.1  | 79.8  | 80.0  | 77.4  | 71.0  | 70.9  |
| 11A  | Weichweizen                                    | Soft wheat   | 75.5  | 76.5  | 78.4  | 79.7  | 80.5  | 80.5  | 79.3  | 78.8  | 79.4  | 79.9  | 77.9  | 69.9  | 69.1  |
| 11B  | Hartweizen                                     | Durum wheat  | 65.9  | 66.6  | 67.5  | 68.1  | 68.1  | 68.1  | 68.1  | 66.6  | 66.6  | 66.6  | 66.5  | 66.5  | 67.9  |
| 11C  | Futtergerste                                   | Feeding barley                                       | 78.2  | 77.0  | 78.7  | 79.8  | 81.0  | 81.2  | 81.1  | 81.0  | 81.6  | 81.3  | 74.3  | 69.7  | 70.1  |
| 11D  | Braugerste                                     | Malting barley                                       | 70.9  | 72.9  | 75.6  | 77.9  | 80.5  | 83.0  | 83.9  | 83.7  | 84.5  | 84.4  | 84.3  | 78.6  | 80.7  |
| 11E  | Hafer  | Oats   | 74.9  | 75.2  | 74.9  | 75.2  | 74.8  | 74.8  | 74.5  | 74.0  | 74.0  | 73.4  | 72.0  | 69.0  | 68.7  |
| 11F  | Körnermais                                     | Grain-maize  | 80.0  | 75.7  | 73.9  | 73.7  | 74.6  | 74.8  | 74.2  | 74.6  | 76.1  | 77.3  | 78.5  | 80.0  | 84.1  |
| 11G  | Rohreis  | Paddy rice   | -     | -     | -     | -     | -     | -     | -     | -     | -     | -     | -     | -     | -     |
| 11H  | Sonstiges Getreide                             | Others   | 71.6  | 72.4  | 73.8  | 74.4  | 74.3  | 74.3  | 74.2  | 73.8  | 74.7  | 75.1  | 73.6  | 66.1  | 64.7  |
| 12   | Hackfrüchte                                    | Root crops   | 131.1 | 127.0 | 130.3 | 135.2 | 156.6 | 170.0 | 182.0 | 190.1 | 188.8 | 139.9 | 127.5 | 106.1 | 104.3 |
| 12A  | Speisekartoffeln                               | Potatoes for consumption                             | 188.5 | 177.5 | 186.5 | 199.5 | 257.0 | 293.1 | 325.4 | 347.0 | 343.5 | 212.2 | 183.3 | 125.9 | 121.0 |
| 12A1 | Frühkartoffeln                                 | Early potatoes                                       | 188.5 | -     | -     | -     | -     | -     | -     | -     | -     | 212.2 | 183.3 | 125.9 | 121.0 |
| 12A2 | Übrige Kartoffeln (Lager)                      | Main-crop potatoes                                   | -     | 177.5 | 186.5 | 199.5 | 257.0 | 293.1 | 325.4 | 347.0 | 343.5 | -     | -     | -     | -     |
| 12B  | Zuckerrüben                                    | Sugar beet   | 98.8  | 98.8  | 98.8  | 98.8  | 98.8  | 98.8  | 98.8  | 98.8  | 98.8  | 98.8  | 96.6  | 96.6  | 96.6  |
| 12C  | Sonstige Hackfrüchte                           | Others   | 75.3  | 75.3  | 75.3  | 75.3  | 75.3  | 75.3  | 75.3  | 75.3  | 75.3  | 75.3  | 67.5  | 67.5  | 67.5  |
| 13   | Obst   | Fruit  | 95.3  | 70.4  | 66.3  | 65.0  | 66.0  | 70.4  | 75.4  | 80.0  | 85.6  | 80.8  | 97.6  | 132.1 | 113.0 |
| 13A  | Frischobst                                     | Fresh fruit  | 95.3  | 70.4  | 66.3  | 65.0  | 66.0  | 70.4  | 75.4  | 80.0  | 85.6  | 80.8  | 97.6  | 132.1 | 113.0 |
| 13B  | Trockenfrüchte                                 | Nuts and dried fruit                                 | -     | -     | -     | -     | -     | -     | -     | -     | -     | -     | -     | -     | -     |
| 13B1 | Nüsse  | Nuts   | -     | -     | -     | -     | -     | -     | -     | -     | -     | -     | -     | -     | -     |
| 13B2 | Getrocknetes Obst                              | Dried fruit  | -     | -     | -     | -     | -     | -     | -     | -     | -     | -     | -     | -     | -     |
| 14   | Frischgemüse                                   | Fresh vegetables                                     | 129.8 | 92.1  | 89.0  | 93.6  | 95.7  | 102.3 | 105.2 | 119.6 | 96.2  | 89.1  | 88.4  | 106.3 | 102.7 |
| 15   | Weinmost/Wein                                  | Wine must/Wine                                       | 80.1  | 87.9  | 87.9  | 87.9  | 87.9  | 87.9  | 87.9  | 87.9  | 87.9  | 87.9  | 87.9  | 87.9  | 87.9  |
| 15A  | Weinmost                                       | Wine must  | 80.1  | 87.9  | 87.9  | 87.9  | 87.9  | 87.9  | 87.9  | 87.9  | 87.9  | 87.9  | 87.9  | 87.9  | 87.9  |
| 15B  | Wein   | Wine   | -     | -     | -     | -     | -     | -     | -     | -     | -     | -     | -     | -     | -     |
| 15B1 | Tafelwein                                      | Table wine   | -     | -     | -     | -     | -     | -     | -     | -     | -     | -     | -     | -     | -     |
| 15B2 | Qualitätswein                                  | Quality wine   | -     | -     | -     | -     | -     | -     | -     | -     | -     | -     | -     | -     | -     |
| 16   | Oliven und Olivenöl                            | Olives and olive oil                                 | -     | -     | -     | -     | -     | -     | -     | -     | -     | -     | -     | -     | -     |
| 17   | Saatgut  | Seeds  | 89.9  | 90.2  | 90.3  | 92.6  | 94.4  | 94.2  | 94.7  | 94.5  | 94.3  | 93.7  | 93.6  | 92.6  | 91.3  |
| 18   | Blumen, Zierpflanzen und Baumschulerzeugnisse  | Flowers, ornamental plants and tree-nursery products | 107.0 | 108.2 | 108.4 | 110.8 | 110.4 | 110.2 | 107.3 | 107.5 | 107.0 | 105.6 | 101.7 | 102.5 | 104.9 |
| 19   | Sonstige pflanzliche Erzeugnisse               | Other crop products                                  | 62.9  | 63.0  | 66.0  | 67.0  | 66.8  | 66.4  | 66.0  | 64.1  | 63.4  | 63.0  | 53.8  | 51.9  | 52.3  |
| 19A  | Hülsenfrüchte                                  | Pulses   | 53.1  | 53.1  | 53.1  | 53.1  | 53.1  | 53.1  | 53.1  | 53.1  | 53.1  | 53.1  | 53.1  | 53.1  | 53.1  |
| 19B  | Ölsaaten                                       | Oilseeds   | 44.8  | 45.5  | 46.7  | 48.1  | 49.0  | 48.5  | 47.6  | 43.8  | 42.5  | 41.7  | 41.6  | 38.9  | 39.9  |
| 19C  | Rohtabak                                       | Raw tobacco  | 97.8  | 97.8  | 97.8  | 97.8  | 97.8  | 97.8  | 97.8  | 97.8  | 96.5  | 96.5  | 96.5  | 96.5  | 96.5  |
| 19D  | Baumwolle                                      | Cotton   | -     | -     | -     | -     | -     | -     | -     | -     | -     | -     | -     | -     | -     |
| 19E  | Sonstige                                       | Others   | 80.2  | 79.7  | 85.2  | 86.1  | 84.6  | 84.3  | 84.2  | 84.2  | 84.1  | 84.0  | 62.7  | 61.2  | 61.1  |

## NOMINALE PREISINDIZES / NOMINAL PRICE INDICES / INDICES DES PRIX NOMINAUX

1990 = 100 (ohne MwSt / excluding VAT / TVA exclue)

## DEUTSCHLAND

|      |  |                                    | 1994                               |      |       |       |       | 1995  |       |       |       |       |       |      |      |      |
|------|--|------------------------------------|------------------------------------|------|-------|-------|-------|-------|-------|-------|-------|-------|-------|------|------|------|
|      |  |                                    | sep                                | oct  | nov   | dec   | jan   | feb   | mar   | apr   | mai   | jun   | jul   | aug  | sep  |      |
| 2    | TIERE UND TIERISCHE ERZEUGNISSE            | ANIMALS AND ANIMAL PRODUCTS        | ANIMAUX ET PRODUITS ANIMAUX        | 91.4 | 90.5  | 90.4  | 89.9  | 90.2  | 93.2  | 92.5  | 90.5  | 89.1  | 88.8  | 86.7 | 88.9 | 90.7 |
| 21   | Tiere (zur Schlachtung und für den Export) | Animals (for slaughter and export) | Animaux (boucherie et exportation) | 90.5 | 88.7  | 87.2  | 87.4  | 89.9  | 94.6  | 94.1  | 91.4  | 89.8  | 89.0  | 85.2 | 87.8 | 88.7 |
| 21A  | Kälber                                     | Calves                             | Veaux                              | 93.9 | 93.0  | 93.2  | 95.6  | 96.1  | 100.9 | 98.2  | 97.9  | 98.9  | 96.4  | 89.7 | 83.7 | 83.3 |
| 21B  | Rinder ohne Kälber                         | Cattle excluding calves            | Bovins sans veaux                  | 93.7 | 93.5  | 92.8  | 92.5  | 93.8  | 94.7  | 92.6  | 92.2  | 89.1  | 87.4  | 83.8 | 84.7 | 85.4 |
| 21C  | Schweine                                   | Pigs                               | Porcs                              | 87.6 | 84.1  | 81.6  | 81.8  | 85.8  | 93.9  | 94.9  | 89.8  | 88.8  | 88.8  | 85.5 | 91.1 | 92.3 |
| 21D  | Schafe und Lämmer                          | Sheep and lambs                    | Moutons et agneaux                 | 92.8 | 102.2 | 108.1 | 118.4 | 129.2 | 134.9 | 131.4 | 128.2 | 116.0 | 100.0 | 85.0 | 86.9 | 91.4 |
| 21E  | Geflügel                                   | Poultry                            | Volailles                          | 89.9 | 90.0  | 90.2  | 90.1  | 87.9  | 87.3  | 87.6  | 87.0  | 87.0  | 86.8  | 85.7 | 85.6 | 86.2 |
| 21E1 | Masthähnchen                               | Chickens                           | Poulets                            | 85.1 | 85.1  | 85.1  | 84.8  | 81.7  | 81.5  | 81.6  | 81.6  | 81.5  | 81.5  | 81.4 | 81.1 | 81.7 |
| 21E2 | Sonstiges Geflügel                         | Other poultry                      | Autres volailles                   | 95.5 | 95.7  | 96.1  | 96.3  | 95.3  | 94.2  | 94.7  | 93.4  | 93.4  | 93.1  | 90.8 | 90.8 | 91.5 |
| 21F  | Sonstige Tiere                             | Other animals                      | Autres animaux                     | -    | -     | -     | -     | -     | -     | -     | -     | -     | -     | -    | -    | -    |
| 22   | Milch                                      | Milk                               | Lait                               | 92.4 | 92.9  | 94.1  | 93.1  | 91.5  | 90.9  | 90.2  | 89.4  | 89.0  | 89.2  | 90.0 | 90.2 | 92.5 |
| 22A  | Kuhmilch                                   | Cow's milk                         | Lait de vache                      | 92.4 | 92.9  | 94.1  | 93.1  | 91.5  | 90.9  | 90.2  | 89.4  | 89.0  | 89.2  | 90.0 | 90.2 | 92.5 |
| 22B  | Sonstige Milch                             | Other milk                         | Autres laits                       | -    | -     | -     | -     | -     | -     | -     | -     | -     | -     | -    | -    | -    |
| 23   | Eier                                       | Eggs                               | Oeufs                              | 92.7 | 92.5  | 96.7  | 92.1  | 83.7  | 94.8  | 92.4  | 88.1  | 82.3  | 81.8  | 76.3 | 90.1 | 99.8 |
| 24   | Sonstige tierische Erzeugnisse             | Other animal products              | Autres produits animaux            | 94.5 | 95.1  | 95.1  | 95.1  | 95.1  | 95.1  | 95.1  | 95.1  | 96.4  | 96.4  | 94.9 | 94.9 | 93.2 |

## NOMINALE PREISINDIZES / NOMINAL PRICE INDICES / INDICES DES PRIX NOMINAUX

1985 = 100 (ohne MwSt / excluding VAT / TVA exclue)

|      |  |  | ELLAS |       |       |       |       |       |       |       |       |       |       |       |       |
|------|--|--|-------|-------|-------|-------|-------|-------|-------|-------|-------|-------|-------|-------|-------|
|      |  |  | 1994  |       |       |       | 1995  |       |       |       |       |       |       |       |       |
|      |  |  | sep   | oct   | nov   | dec   | jan   | feb   | mar   | apr   | mai   | jun   | jul   | aug   | sep   |
| 0    | INSGESAMT                                      | TOTAL  | 155.0 | 159.3 | 160.4 | 158.3 | 163.7 | 166.5 | 167.9 | 167.3 | 165.8 | 165.7 | 163.6 | 166.3 | 167.5 |
| (0)  | INSGESAMT (ohne Obst und Gemüse)               | TOTAL (excl. fruit and vegetables)                   | 153.0 | 154.4 | 155.1 | 154.9 | 155.7 | 158.3 | 157.3 | 160.5 | 158.8 | 156.7 | 157.0 | 160.2 | 163.5 |
| 1    | PFLANZLICHE ERZEUGNISSE                        | CROP PRODUCTS  | 153.0 | 159.0 | 160.1 | 157.6 | 165.9 | 170.4 | 172.6 | 170.7 | 169.2 | 169.6 | 166.4 | 169.9 | 170.7 |
| (1)  | PFLANZLICHE ERZEUGNISSE (ohne Obst und Gemüse) | CROP PRODUCTS (excl. fruit and vegetables)           | 148.5 | 150.6 | 151.3 | 151.5 | 163.9 | 159.3 | 157.8 | 161.5 | 159.7 | 157.0 | 167.1 | 161.8 | 165.8 |
| 11   | Getreide und Reis                              | Cereals and rice                                     | 125.9 | 125.5 | 125.3 | 125.9 | 126.2 | 126.1 | 126.2 | 126.1 | 126.2 | 126.3 | 128.4 | 128.8 | 130.7 |
| 11A  | Weichweizen                                    | Soft wheat   | 127.4 | 127.1 | 127.4 | 127.7 | 127.7 | 127.7 | 127.7 | 127.7 | 127.7 | 127.7 | 131.8 | 132.5 | 133.8 |
| 11B  | Hartweizen                                     | Durum wheat  | 116.0 | 116.0 | 116.1 | 116.3 | 116.3 | 116.3 | 116.3 | 116.3 | 116.3 | 119.3 | 119.8 | 121.5 |       |
| 11C  | Futtergerste                                   | Feeding barley                                       | 123.1 | 123.0 | 124.0 | 123.7 | 123.7 | 123.7 | 123.7 | 123.7 | 123.7 | 123.7 | 125.4 | 126.7 | 126.0 |
| 11D  | Braugerste                                     | Malting barley                                       | 139.8 | 139.8 | 139.8 | 139.8 | 139.8 | 139.8 | 139.8 | 139.8 | 139.8 | 139.8 | 145.0 | 145.0 | 145.0 |
| 11E  | Hafer  | Oats   | 134.8 | 137.7 | 138.8 | 135.1 | 135.1 | 135.1 | 135.1 | 135.1 | 135.1 | 135.1 | 143.8 | 149.8 | 140.7 |
| 11F  | Körnermais                                     | Grain-maize  | 136.0 | 133.6 | 133.8 | 135.6 | 135.6 | 135.6 | 135.6 | 135.6 | 135.6 | 135.6 | 135.6 | 135.6 | 138.8 |
| 11G  | Rohreis  | Paddy rice   | 132.8 | 143.6 | 132.4 | 132.2 | 137.9 | 137.7 | 137.9 | 137.5 | 137.9 | 142.0 | 142.0 | 142.0 | 142.0 |
| 11H  | Sonstiges Getreide                             | Others   | -     | -     | -     | -     | -     | -     | -     | -     | -     | -     | -     | -     | -     |
| 12   | Hackfrüchte                                    | Root crops   | 164.6 | 181.0 | 179.1 | 164.8 | 211.7 | 252.3 | 192.8 | 247.8 | 209.2 | 174.7 | 172.4 | 178.5 | 187.4 |
| 12A  | Speisekartoffeln                               | Potatoes for consumption                             | 168.9 | 194.7 | 191.7 | 169.2 | 242.8 | 306.6 | 213.2 | 299.6 | 239.0 | 184.8 | 181.2 | 180.6 | 194.5 |
| 12A1 | Frühkartoffeln                                 | Early potatoes                                       | -     | -     | -     | -     | -     | -     | -     | -     | -     | -     | -     | -     | -     |
| 12A2 | Übrige Kartoffeln (Lager)                      | Main-crop potatoes                                   | -     | -     | -     | -     | -     | -     | -     | -     | -     | -     | -     | -     | -     |
| 12B  | Zuckerrüben                                    | Sugar beet   | 157.1 | 157.1 | 157.1 | 157.1 | 157.1 | 157.1 | 157.1 | 157.1 | 157.1 | 157.1 | 157.1 | 174.9 | 174.9 |
| 12C  | Sonstige Hackfrüchte                           | Others   | -     | -     | -     | -     | -     | -     | -     | -     | -     | -     | -     | -     | -     |
| 13   | Obst   | Fruit  | 159.7 | 161.1 | 158.6 | 153.6 | 162.3 | 166.1 | 179.2 | 172.7 | 180.3 | 197.3 | 170.2 | 173.1 | 181.3 |
| 13A  | Frischobst                                     | Fresh fruit  | 160.1 | 160.3 | 158.3 | 151.3 | 163.4 | 168.7 | 187.0 | 178.0 | 188.6 | 212.3 | 174.5 | 176.8 | 184.4 |
| 13B  | Trockenfrüchte                                 | Nuts and dried fruit                                 | 158.6 | 163.3 | 159.5 | 159.5 | 159.6 | 159.5 | 159.5 | 159.5 | 159.5 | 159.5 | 159.5 | 163.7 | 173.5 |
| 13B1 | Nüsse  | Nuts   | 162.3 | 166.8 | 165.5 | 165.5 | 165.6 | 165.5 | 165.5 | 165.5 | 165.5 | 165.5 | 165.5 | 174.4 | 181.1 |
| 13B2 | Getrocknetes Obst                              | Dried fruit  | 155.3 | 160.2 | 154.3 | 154.3 | 154.3 | 154.3 | 154.3 | 154.3 | 154.3 | 154.3 | 154.3 | 154.3 | 166.8 |
| 14   | Frischgemüse                                   | Fresh vegetables                                     | 161.3 | 185.0 | 191.3 | 182.1 | 209.6 | 212.2 | 215.5 | 199.2 | 189.7 | 183.1 | 193.6 | 193.7 | 176.0 |
| 15   | Weinmost/Wein                                  | Wine must/Wine                                       | 139.2 | 153.2 | 153.2 | 153.2 | 156.2 | 156.2 | 156.6 | 156.6 | 156.6 | 156.6 | 156.6 | 156.6 | 161.5 |
| 15A  | Weinmost                                       | Wine must  | 134.6 | 151.9 | 151.9 | 151.9 | 151.9 | 151.9 | 151.9 | 151.9 | 151.9 | 151.9 | 151.9 | 151.9 | 158.0 |
| 15B  | Wein   | Wine   | 158.4 | 158.4 | 158.4 | 158.4 | 174.0 | 174.0 | 176.4 | 176.4 | 176.4 | 176.4 | 176.4 | 176.4 | 176.4 |
| 15B1 | Tafelwein                                      | Table wine   | -     | -     | -     | -     | -     | -     | -     | -     | -     | -     | -     | -     | -     |
| 15B2 | Qualitätswein                                  | Quality wine   | -     | -     | -     | -     | -     | -     | -     | -     | -     | -     | -     | -     | -     |
| 16   | Oliven und Olivenöl                            | Olives and olive oil                                 | 151.3 | 149.9 | 150.9 | 148.7 | 150.3 | 158.5 | 159.3 | 168.2 | 177.8 | 178.2 | 178.2 | 179.0 | 187.6 |
| 17   | Saatgut  | Seeds  | 119.2 | 120.8 | 121.0 | 122.6 | 122.6 | 122.6 | 122.6 | 122.6 | 122.6 | 122.6 | 123.1 | 122.9 | 127.2 |
| 18   | Blumen, Zierpflanzen und Baumschulerzeugnisse  | Flowers, ornamental plants and tree-nursery products | 222.5 | 231.9 | 248.9 | 311.5 | 300.6 | 293.8 | 280.7 | 295.8 | 266.7 | 262.7 | 251.7 | 259.5 | 260.0 |
| 19   | Sonstige pflanzliche Erzeugnisse               | Other crop products                                  | 153.1 | 153.3 | 153.8 | 153.9 | 148.6 | 148.9 | 148.7 | 147.8 | 147.8 | 148.3 | 148.5 | 159.5 | 160.4 |
| 19A  | Hülsenfrüchte                                  | Pulses   | 139.0 | 143.1 | 145.8 | 147.9 | 147.9 | 147.9 | 147.9 | 147.9 | 147.9 | 147.9 | 148.2 | 157.3 | 161.7 |
| 19B  | Ölsaaten                                       | Oilseeds   | 109.7 | 111.4 | 111.4 | 111.4 | 111.7 | 111.7 | 111.7 | 111.7 | 111.7 | 111.7 | 111.7 | 111.8 | 111.8 |
| 19C  | Rohtabak                                       | Raw tobacco  | 133.6 | 133.6 | 133.6 | 133.6 | 117.3 | 117.3 | 141.6 | 117.3 | 117.3 | 117.3 | 117.3 | 141.6 | 141.6 |
| 19D  | Baumwolle                                      | Cotton   | 168.4 | 168.4 | 168.4 | 168.4 | 168.4 | 168.4 | 173.0 | 168.4 | 168.4 | 168.4 | 168.4 | 173.0 | 173.0 |
| 19E  | Sonstige                                       | Others   | 152.6 | 152.0 | 156.9 | 156.9 | 156.9 | 160.8 | 160.8 | 159.0 | 148.5 | 154.1 | 156.7 | 167.2 | 167.2 |

## NOMINALE PREISINDIZES / NOMINAL PRICE INDICES / INDICES DES PRIX NOMINAUX

1990 = 100 (ohne MwSt / excluding VAT / TVA exclue)

ELLAS

|      |  |                                    | 1994                               |       |       |       |       | 1995  |       |       |       |       |       |       |       |       |
|------|--|------------------------------------|------------------------------------|-------|-------|-------|-------|-------|-------|-------|-------|-------|-------|-------|-------|-------|
|      |  |                                    | sep                                | oct   | nov   | dec   | jan   | feb   | mar   | apr   | mai   | jun   | jul   | aug   | sep   |       |
| 2    | TIERE UND TIERISCHE ERZEUGNISSE            | ANIMALS AND ANIMAL PRODUCTS        | ANIMAUX ET PRODUITS ANIMAUX        | 160.0 | 160.1 | 160.9 | 160.0 | 158.3 | 156.8 | 156.5 | 159.0 | 157.4 | 156.2 | 156.9 | 157.6 | 159.8 |
| 21   | Tiere (zur Schlachtung und für den Export) | Animals (for slaughter and export) | Animaux (boucherie et exportation) | 148.4 | 147.6 | 148.6 | 145.4 | 143.8 | 139.9 | 141.0 | 146.7 | 146.3 | 145.3 | 147.4 | 148.7 | 151.4 |
| 21A  | Kälber                                     | Calves                             | Veaux                              | 161.0 | 161.7 | 160.9 | 160.0 | 160.4 | 162.4 | 162.7 | 160.1 | 159.1 | 159.4 | 159.7 | 159.2 | 159.2 |
| 21B  | Rinder ohne Kälber                         | Cattle excluding calves            | Bovins sans veaux                  | 151.7 | 152.4 | 152.9 | 156.4 | 155.5 | 154.8 | 155.6 | 156.0 | 154.7 | 154.2 | 153.3 | 153.8 | 152.3 |
| 21C  | Schweine                                   | Pigs                               | Porcs                              | 135.2 | 133.7 | 132.4 | 133.9 | 136.5 | 133.9 | 134.1 | 136.8 | 137.5 | 137.8 | 140.5 | 142.8 | 146.5 |
| 21D  | Schafe und Lämmer                          | Sheep and lambs                    | Moutons et agneaux                 | 159.4 | 157.5 | 161.6 | 151.0 | 145.9 | 137.9 | 140.4 | 154.0 | 149.8 | 146.6 | 152.5 | 154.3 | 159.6 |
| 21E  | Geflügel                                   | Poultry                            | Volailles                          | 136.2 | 137.6 | 136.9 | 139.4 | 139.0 | 138.1 | 137.9 | 138.2 | 138.0 | 138.7 | 138.9 | 140.5 | 141.0 |
| 21E1 | Masthähnchen                               | Chickens                           | Poulets                            | 136.2 | 137.6 | 136.9 | 139.4 | 139.0 | 138.1 | 137.9 | 138.2 | 138.0 | 138.7 | 138.9 | 140.5 | 141.0 |
| 21E2 | Sonstiges Geflügel                         | Other poultry                      | Autres volailles                   | -     | -     | -     | -     | -     | -     | -     | -     | -     | -     | -     | -     | -     |
| 21F  | Sonstige Tiere                             | Other animals                      | Autres animaux                     | 149.1 | 146.5 | 149.8 | 141.9 | 136.6 | 127.0 | 129.9 | 142.7 | 147.7 | 145.5 | 144.8 | 145.6 | 148.5 |
| 22   | Milch                                      | Milk                               | Lait                               | 182.0 | 182.1 | 182.4 | 182.4 | 182.3 | 184.4 | 181.7 | 180.2 | 176.5 | 174.5 | 173.4 | 173.6 | 174.5 |
| 22A  | Kuhmilch                                   | Cow's milk                         | Lait de vache                      | 161.0 | 161.5 | 162.7 | 162.7 | 166.9 | 167.6 | 166.8 | 166.8 | 161.8 | 164.0 | 162.8 | 163.6 | 167.3 |
| 22B  | Sonstige Milch                             | Other milk                         | Autres laits                       | 188.1 | 188.1 | 188.1 | 188.1 | 186.8 | 189.3 | 186.1 | 184.1 | 180.8 | 177.6 | 176.6 | 176.6 |       |
| 23   | Eier                                       | Eggs                               | Oeufs                              | 152.9 | 158.6 | 159.4 | 169.4 | 157.9 | 156.1 | 155.8 | 155.3 | 152.2 | 151.2 | 151.5 | 151.6 | 156.5 |
| 24   | Sonstige tierische Erzeugnisse             | Other animal products              | Autres produits animaux            | 144.0 | 145.9 | 146.3 | 147.5 | 149.4 | 151.1 | 151.3 | 152.4 | 154.6 | 156.2 | 153.4 | 153.8 | 156.0 |

## NOMINALE PREISINDIZES / NOMINAL PRICE INDICES / INDICES DES PRIX NOMINAUX

1990 = 100 (ohne MwSt / excluding VAT / TVA exclue)

## ESPAÑA

|      |  |   | 1994  |       |       |       | 1995  |       |       |       |       |       |       |       |       |       |
|------|--|---|---|-------|-------|-------|-------|-------|-------|-------|-------|-------|-------|-------|-------|-------|
|      |  |   | sep   | oct   | nov   | dec   | jan   | feb   | mar   | apr   | mai   | jun   | jul   | aug   | sep   |       |
| 0    | INSGESAMT                                      | TOTAL   | TOTAL   | 108.2 | 113.0 | 111.6 | 113.4 | 123.1 | 124.7 | 128.7 | 123.1 | 121.2 | 115.3 | 110.9 | 111.6 | 114.3 |
| (0)  | INSGESAMT (ohne Obst und Gemüse)               | TOTAL (excl. fruit and vegetables)              | TOTAL (sans fruits et légumes)                        | 112.8 | 112.9 | 113.6 | 115.4 | 119.2 | 125.2 | 127.0 | 125.0 | 121.3 | 118.7 | 118.0 | 122.0 | 121.2 |
| 1    | PFLANZLICHE ERZEUGNISSE                        | CROP PRODUCTS                                   | PRODUITS VEGETAUX                                     | 106.2 | 116.7 | 114.4 | 116.0 | 131.5 | 132.4 | 138.2 | 131.4 | 128.4 | 119.3 | 112.8 | 112.4 | 116.5 |
| (1)  | PFLANZLICHE ERZEUGNISSE (ohne Obst und Gemüse) | CROP PRODUCTS (excl. fruit and vegetables)      | PRODUITS VEGETAUX (sans fruits et légumes)            | 114.4 | 119.6 | 120.7 | 122.2 | 130.0 | 139.5 | 142.2 | 142.0 | 134.4 | 129.5 | 129.6 | 134.7 | 132.8 |
| 11   | Getreide und Reis                              | Cereals and rice                                | Céréales et riz                                       | 101.3 | 102.4 | 102.4 | 103.9 | 104.6 | 106.5 | 105.8 | 106.1 | 106.1 | 106.7 | 111.0 | 113.1 | 113.4 |
| 11A  | Weichweizen                                    | Soft wheat                                      | Blé tendre  | 103.2 | 103.7 | 102.3 | 104.3 | 104.5 | 106.4 | 104.0 | 105.2 | 107.0 | 107.5 | 114.4 | 115.5 | 111.7 |
| 11B  | Hartweizen                                     | Durum wheat                                     | Blé dur   | 89.2  | 94.2  | 95.1  | 98.0  | 104.7 | 110.3 | 109.0 | 108.2 | 85.1  | 89.2  | 98.5  | 103.4 | 99.9  |
| 11C  | Futtergerste                                   | Feeding barley                                  | Orge fourragère                                       | 99.1  | 100.5 | 101.4 | 103.5 | 105.2 | 106.9 | 106.9 | 107.5 | 107.9 | 104.1 | 107.6 | 112.0 | 113.1 |
| 11D  | Braugerste                                     | Malting barley                                  | Orge de brasserie                                     | 96.5  | 98.3  | 99.2  | 101.3 | 102.1 | 104.9 | 104.5 | 104.4 | 106.9 | 104.8 | 109.0 | 110.0 | 111.3 |
| 11E  | Hafer  | Oats  | Avoine  | 104.8 | 107.2 | 107.8 | 107.6 | 108.3 | 109.1 | 109.1 | 112.5 | 122.6 | 121.0 | 122.5 | 123.0 | 123.1 |
| 11F  | Körnermais                                     | Grain-maize                                     | Maïs-grain  | 97.9  | 97.6  | 96.9  | 96.9  | 97.6  | 98.1  | 99.3  | 99.4  | 99.6  | 105.7 | 107.0 | 110.6 | 113.0 |
| 11G  | Rohreis  | Paddy rice                                      | Riz non décortiqué                                    | 146.8 | 146.2 | 147.7 | 146.7 | 140.1 | 138.3 | 136.7 | 136.3 | 136.3 | 136.3 | 136.3 | 136.3 | 146.5 |
| 11H  | Sonstiges Getreide                             | Others  | Autres  | 101.3 | 101.8 | 99.6  | 102.7 | 104.1 | 105.0 | 105.2 | 105.2 | 105.2 | 107.2 | 118.3 | 115.9 | 117.4 |
| 12   | Hackfrüchte                                    | Root crops                                      | Plantes racées  | 116.7 | 128.3 | 143.0 | 154.2 | 183.1 | 218.0 | 219.9 | 246.3 | 199.3 | 156.8 | 130.9 | 116.4 | 101.1 |
| 12A  | Speisekartoffeln                               | Potatoes for consumption                        | Pommes de terre de consommation                       | 127.0 | 145.7 | 168.9 | 186.3 | 234.0 | 292.7 | 295.9 | 339.6 | 261.8 | 189.6 | 131.3 | 105.6 | 98.9  |
| 12A1 | Frühkartoffeln                                 | Early potatoes                                  | Pommes de terre hâtives                               | -     | -     | -     | -     | -     | -     | -     | -     | -     | -     | -     | -     | -     |
| 12A2 | Übrige Kartoffeln (Lager)                      | Main-crop potatoes                              | Autres pommes de terre                                | 127.0 | 145.7 | 168.9 | 186.3 | 234.0 | 292.7 | 295.9 | 339.6 | 261.8 | 189.6 | 131.3 | 105.6 | 98.9  |
| 12B  | Zuckerrüben                                    | Sugar beet                                      | Betteraves sucrières                                  | 101.1 | 101.7 | 103.6 | 105.1 | 105.5 | 103.9 | 103.9 | 103.9 | 103.9 | 106.7 | 130.4 | 132.9 | 104.4 |
| 12C  | Sonstige Hackfrüchte                           | Others  | Autres  | -     | -     | -     | -     | -     | -     | -     | -     | -     | -     | -     | -     | -     |
| 13   | Obst   | Fruit   | Fruits  | 96.3  | 116.1 | 113.1 | 118.2 | 115.2 | 115.4 | 128.1 | 113.8 | 137.7 | 122.1 | 120.0 | 100.0 | 107.9 |
| 13A  | Frischobst                                     | Fresh fruit                                     | Fruits frais  | 96.3  | 116.1 | 113.1 | 118.2 | 115.2 | 115.4 | 128.1 | 113.8 | 137.7 | 122.1 | 120.0 | 100.0 | 107.8 |
| 13B  | Trockenfrüchte                                 | Nuts and dried fruit                            | Fruits secs   | 178.9 | 132.6 | 144.5 | 156.2 | 161.6 | 161.2 | 157.0 | 164.9 | 146.5 | 135.5 | 278.1 | 263.3 | 282.3 |
| 13B1 | Nüsse  | Nuts  | Fruits à coque  | 178.9 | 176.2 | 171.6 | 164.2 | 161.6 | 161.2 | 157.0 | 154.9 | 146.5 | 135.5 | 278.1 | 263.3 | 282.3 |
| 13B2 | Getrocknetes Obst                              | Dried fruit                                     | Fruits séchés   | -     | 107.9 | 121.4 | 129.8 | 129.8 | 129.8 | 129.8 | 129.8 | 129.8 | 129.8 | 129.8 | 129.8 | 129.8 |
| 14   | Frischgemüse                                   | Fresh vegetables                                | Légumes frais   | 95.7  | 111.4 | 102.1 | 101.8 | 145.0 | 128.6 | 136.3 | 120.7 | 110.0 | 96.2  | 73.8  | 74.2  | 88.3  |
| 15   | Weinmost/Wein                                  | Wine must/Wine                                  | Moût/Vin  | 123.9 | 140.2 | 146.4 | 151.2 | 154.1 | 177.5 | 195.7 | 176.3 | 165.0 | 163.3 | 161.5 | 179.7 | 176.0 |
| 15A  | Weinmost                                       | Wine must                                       | Moût  | 148.2 | 167.1 | 174.3 | 185.0 | 186.0 | 188.2 | 180.8 | 172.8 | 172.6 | 171.7 | 171.9 | 171.7 | 182.3 |
| 15B  | Wein   | Wine  | Vin   | 122.6 | 138.8 | 145.0 | 149.4 | 152.4 | 176.9 | 196.5 | 176.5 | 164.6 | 162.9 | 161.0 | 180.1 | 175.7 |
| 15B1 | Tafelwein                                      | Table wine                                      | Vin de table  | -     | -     | -     | -     | -     | -     | -     | -     | -     | -     | -     | -     | -     |
| 15B2 | Qualitätswein                                  | Quality wine                                    | Vin de qualité  | -     | -     | -     | -     | -     | -     | -     | -     | -     | -     | -     | -     | -     |
| 16   | Oliven und Olivenöl                            | Olives and olive oil                            | Olives et huile d'olives                              | 160.8 | 162.6 | 155.0 | 150.8 | 162.7 | 170.5 | 172.9 | 173.1 | 176.2 | 177.2 | 179.9 | 209.6 | 206.2 |
| 17   | Saatgut  | Seeds   | Semences  | 87.9  | 87.9  | 103.3 | 103.5 | 104.5 | 104.5 | 104.5 | 104.5 | 104.5 | 104.5 | 109.8 | 109.8 | 109.8 |
| 18   | Blumen, Zierpflanzen und Baumschulerzeugnisse  | Flowers, ornamental plants and nursery products | Fleurs, plantes ornementales et produits de pépinière | 106.1 | 121.4 | 96.7  | 91.2  | 126.9 | 121.0 | 117.8 | 103.5 | 96.2  | 102.5 | 90.7  | 105.0 | 104.9 |
| 19   | Sonstige pflanzliche Erzeugnisse               | Other crop products                             | Autres produits végétaux                              | 93.4  | 93.6  | 96.5  | 94.7  | 94.3  | 95.2  | 94.7  | 92.6  | 91.9  | 92.6  | 106.2 | 96.5  | 103.1 |
| 19A  | Hülsenfrüchte                                  | Pulses  | Légumes secs  | 120.6 | 120.4 | 117.2 | 112.4 | 105.1 | 109.0 | 112.9 | 116.3 | 116.7 | 119.8 | 217.7 | 130.1 | 138.4 |
| 19B  | Ölsaaten                                       | Oilseeds  | Graines oléagineuses                                  | 61.4  | 59.2  | 57.9  | 58.4  | 58.4  | 58.4  | 58.4  | 58.4  | 58.4  | 58.4  | 71.1  | 63.2  | 66.5  |
| 19C  | Rohtabak                                       | Raw tobacco                                     | Tabac brut  | 98.8  | 108.0 | 129.8 | 118.3 | 113.9 | 111.8 | 98.8  | 98.8  | 98.8  | 98.8  | 98.8  | 98.8  | 98.8  |
| 19D  | Baumwolle                                      | Cotton  | Coton   | 148.1 | 143.9 | 144.3 | 144.1 | 142.0 | 140.0 | 140.0 | 140.0 | 140.0 | 140.0 | 140.0 | 140.0 | 159.2 |
| 19E  | Sonstige                                       | Others  | Autres  | 98.4  | 101.1 | 105.7 | 104.5 | 108.4 | 112.7 | 115.8 | 106.4 | 103.5 | 105.5 | 111.3 | 110.4 | 116.3 |



## NOMINALE PREISINDIZES / NOMINAL PRICE INDICES / INDICES DES PRIX NOMINAUX

1990 = 100 (ohne MwSt / excluding VAT / TVA exclue)

## ESPAÑA

|      |  |                                    | 1994                               |       |       |       | 1995  |       |       |       |       |       |       |       |       |       |
|------|--|------------------------------------|------------------------------------|-------|-------|-------|-------|-------|-------|-------|-------|-------|-------|-------|-------|-------|
|      |  |                                    | sep                                | oct   | nov   | dec   | jan   | feb   | mar   | apr   | mai   | jun   | jul   | aug   | sep   |       |
| 2    | TIERE UND TIERISCHE ERZEUGNISSE            | ANIMALS AND ANIMAL PRODUCTS        | ANIMAUX ET PRODUITS ANIMAUX        | 111.3 | 106.8 | 107.1 | 109.3 | 109.5 | 112.2 | 113.2 | 109.6 | 109.5 | 108.9 | 107.6 | 110.4 | 110.6 |
| 21   | Tiere (zur Schlachtung und für den Export) | Animals (for slaughter and export) | Animaux (boucherie et exportation) | 111.7 | 105.4 | 105.9 | 108.5 | 108.2 | 112.0 | 113.6 | 110.0 | 110.7 | 110.3 | 107.9 | 111.0 | 109.8 |
| 21A  | Kälber                                     | Calves                             | Veaux                              | 115.5 | 115.4 | 115.2 | 114.5 | 117.1 | 119.2 | 118.0 | 111.6 | 115.8 | 111.2 | 106.9 | 109.7 | 110.1 |
| 21B  | Rinder ohne Kälber                         | Cattle excluding calves            | Bovins sans veaux                  | 121.4 | 121.0 | 123.1 | 123.7 | 123.1 | 125.7 | 123.9 | 121.4 | 118.3 | 112.6 | 113.2 | 115.6 | 115.4 |
| 21C  | Schweine                                   | Pigs                               | Porcs                              | 102.3 | 92.7  | 93.6  | 101.7 | 111.7 | 116.9 | 117.4 | 114.8 | 118.5 | 120.1 | 114.0 | 110.9 | 106.2 |
| 21D  | Schafe und Lämmer                          | Sheep and lambs                    | Moutons et agneaux                 | 118.7 | 128.8 | 132.8 | 124.5 | 105.8 | 103.7 | 101.5 | 102.4 | 104.9 | 104.1 | 107.8 | 113.3 | 121.8 |
| 21E  | Geflügel                                   | Poultry                            | Volailles                          | 117.8 | 93.8  | 89.1  | 93.2  | 78.7  | 87.5  | 101.9 | 92.5  | 86.7  | 90.3  | 90.9  | 109.3 | 106.1 |
| 21E1 | Masthähnchen                               | Chickens                           | Poulets                            | 122.1 | 91.9  | 86.2  | 91.4  | 73.2  | 84.5  | 103.4 | 92.1  | 85.9  | 90.2  | 91.7  | 114.6 | 109.3 |
| 21E2 | Sonstiges Geflügel                         | Other poultry                      | Autres volailles                   | 101.4 | 101.3 | 100.1 | 100.0 | 99.5  | 99.1  | 96.0  | 93.9  | 89.5  | 90.7  | 88.0  | 89.1  | 93.9  |
| 21F  | Sonstige Tiere                             | Other animals                      | Autres animaux                     | 107.7 | 109.1 | 111.7 | 101.9 | 92.3  | 90.2  | 89.2  | 91.2  | 82.1  | 84.1  | 87.8  | 90.8  | 97.2  |
| 22   | Milch                                      | Milk                               | Lait                               | 115.0 | 116.6 | 119.3 | 120.0 | 122.7 | 122.4 | 121.0 | 115.9 | 115.1 | 115.0 | 115.1 | 114.5 | 116.3 |
| 22A  | Kuhmilch                                   | Cow's milk                         | Lait de vache                      | 116.0 | 116.3 | 118.9 | 119.8 | 122.3 | 122.1 | 121.1 | 117.1 | 116.7 | 116.7 | 116.9 | 115.8 | 117.6 |
| 22B  | Sonstige Milch                             | Other milk                         | Autres laits                       | 112.2 | 117.6 | 120.6 | 120.6 | 123.9 | 123.1 | 120.5 | 112.1 | 110.3 | 109.8 | 109.7 | 110.8 | 112.4 |
| 23   | Eier                                       | Eggs                               | Oeufs                              | 100.6 | 95.9  | 89.2  | 90.5  | 89.2  | 91.0  | 92.5  | 92.8  | 85.6  | 82.5  | 86.8  | 95.5  | 104.3 |
| 24   | Sonstige tierische Erzeugnisse             | Other animal products              | Autres produits animaux            | 56.6  | 39.4  | 36.1  | 36.1  | 36.1  | 36.1  | 36.1  | 36.1  | 90.8  | 119.5 | 116.9 | 119.6 | 95.1  |

## NOMINALE PREISINDIZES / NOMINAL PRICE INDICES / INDICES DES PRIX NOMINAUX

1990 = 100 (ohne MwSt / excluding VAT / TVA exclue)

|      |  |  | FRANCE  |       |       |       |       |       |       |       |       |       |       |       |       |       |
|------|--|--|---|-------|-------|-------|-------|-------|-------|-------|-------|-------|-------|-------|-------|-------|
|      |  |  | 1994  | 1994  | 1994  | 1994  | 1995  | 1995  | 1995  | 1995  | 1995  | 1995  | 1995  | 1995  | 1995  |       |
|      |  |  | sep   | oct   | nov   | dec   | jan   | feb   | mar   | apr   | mai   | jun   | jul   | aug   | sep   |       |
| 0    | INSGESAMT                                      | TOTAL  | TOTAL   | 89.4  | 89.7  | 88.6  | 88.9  | 91.2  | 90.5  | 90.6  | 89.5  | 90.4  | 90.7  | 89.2  | 88.2  | 89.4  |
| (0)  | INSGESAMT (ohne Obst und Gemüse)               | TOTAL (excl. fruit and vegetables)                   | TOTAL (sans fruits et légumes)                        | 88.9  | 89.1  | 89.3  | 89.6  | 90.8  | 90.6  | 90.0  | 88.1  | 88.4  | 88.1  | 87.0  | 88.9  | 90.0  |
| 1    | PFLANZLICHE ERZEUGNISSE                        | CROP PRODUCTS  | PRODUITS VEGETAUX                                     | 82.3  | 83.4  | 82.2  | 83.5  | 87.8  | 87.0  | 88.2  | 89.3  | 90.9  | 91.5  | 85.9  | 83.1  | 84.5  |
| (1)  | PFLANZLICHE ERZEUGNISSE (ohne Obst und Gemüse) | CROP PRODUCTS (excl. fruit and vegetables)           | PRODUITS VEGETAUX (sans fruits et légumes)            | 79.8  | 81.0  | 82.2  | 84.0  | 86.4  | 86.6  | 86.5  | 86.4  | 87.0  | 86.2  | 82.9  | 83.3  | 84.6  |
| 11   | Getreide und Reis                              | Cereals and rice                                     | Céréales et riz                                       | 73.7  | 75.5  | 77.1  | 78.3  | 78.5  | 79.0  | 78.5  | 78.6  | 80.3  | 82.2  | 76.3  | 75.3  | 76.3  |
| 11A  | Weichweizen                                    | Soft wheat   | Blé tendre  | 74.0  | 76.6  | 77.9  | 78.9  | 78.9  | 79.2  | 78.9  | 78.9  | 80.5  | 81.9  | 72.9  | 72.0  | 75.9  |
| 11B  | Hartweizen                                     | Durum wheat  | Blé dur   | 57.0  | 61.3  | 62.6  | 63.4  | 65.3  | 65.6  | 65.2  | 65.0  | 64.9  | 64.5  | 65.3  | 62.0  | 65.7  |
| 11C  | Futtergerste                                   | Feeding barley                                       | Orge fourragère                                       | 82.0  | 84.3  | 85.7  | 87.9  | 86.9  | 87.1  | 86.3  | 86.8  | 87.3  | 87.0  | 80.0  | 79.8  | 82.6  |
| 11D  | Braugerste                                     | Malting barley                                       | Orge de brasserie                                     | 71.4  | 75.2  | 77.0  | 79.1  | 80.2  | 82.1  | 83.4  | 85.8  | 86.7  | 87.1  | 75.4  | 76.2  | 83.6  |
| 11E  | Hafer  | Oats   | Avoine  | 86.9  | 92.1  | 91.9  | 91.9  | 89.8  | 91.2  | 89.9  | 89.2  | 88.5  | 89.9  | 86.7  | 85.5  | 88.5  |
| 11F  | Körnermais                                     | Grain-maize  | Maïs-grain  | 72.9  | 71.1  | 73.9  | 74.9  | 76.1  | 77.1  | 76.1  | 75.9  | 79.3  | 85.0  | 87.8  | 86.3  | 75.7  |
| 11G  | Rohreis  | Paddy rice   | Riz non décortiqué                                    | -     | -     | -     | -     | -     | -     | -     | -     | -     | -     | -     | -     | -     |
| 11H  | Sonstiges Getreide                             | Others   | Autres  | 74.9  | 77.0  | 77.7  | 79.3  | 82.7  | 83.5  | 83.8  | 84.1  | 84.4  | 84.9  | 81.0  | 79.8  | 79.7  |
| 12   | Hackfrüchte                                    | Root crops   | Plantes sarclées                                      | 111.9 | 113.2 | 113.7 | 114.7 | 123.8 | 123.2 | 126.8 | 131.0 | 133.8 | 113.6 | 97.3  | 108.6 | 108.0 |
| 12A  | Spelskartoffeln                                | Potatoes for consumption                             | Pommes de terre de consommation                       | 137.4 | 126.2 | 127.7 | 131.2 | 164.4 | 162.3 | 175.1 | 189.9 | 200.1 | 128.2 | 70.4  | 110.5 | 108.2 |
| 12A1 | Frühkartoffeln                                 | Early potatoes                                       | Pommes de terre hâtives                               | -     | -     | -     | -     | -     | -     | -     | -     | 259.0 | 128.2 | 70.4  | -     | -     |
| 12A2 | Übrige Kartoffeln (Lager)                      | Main-crop potatoes                                   | Autres pommes de terre                                | 137.4 | 126.2 | 127.7 | 131.2 | 164.4 | 162.3 | 175.1 | 189.9 | 188.5 | 71.9  | 71.9  | 110.5 | 108.2 |
| 12B  | Zuckerrüben                                    | Sugar beet   | Betteraves sucrières                                  | 102.1 | 108.7 | 108.7 | 108.7 | 108.4 | 108.4 | 108.4 | 108.4 | 108.4 | 108.4 | 108.4 | 108.4 | 108.4 |
| 12C  | Sonstige Hackfrüchte                           | Others   | Autres  | 99.7  | 99.7  | 99.7  | 99.7  | 99.7  | 99.7  | 99.7  | 99.7  | 99.7  | 99.7  | 99.7  | 99.7  | 99.9  |
| 13   | Obst   | Fruit  | Fruits  | 86.4  | 92.4  | 85.0  | 84.9  | 88.0  | 85.8  | 82.6  | 94.3  | 108.1 | 125.4 | 103.5 | 85.9  | 74.3  |
| 13A  | Frischobst                                     | Fresh fruit  | Fruits frais  | 86.4  | 92.4  | 85.0  | 84.9  | 88.0  | 85.8  | 82.6  | 94.3  | 108.1 | 125.4 | 103.5 | 85.9  | 74.3  |
| 13B  | Trockenfrüchte                                 | Nuts and dried fruit                                 | Fruits secs   | -     | -     | -     | -     | -     | -     | -     | -     | -     | -     | -     | -     | -     |
| 13B1 | Nüsse  | Nuts   | Fruits à coque  | -     | -     | -     | -     | -     | -     | -     | -     | -     | -     | -     | -     | -     |
| 13B2 | Getrocknetes Obst                              | Dried fruit  | Fruits séchés   | -     | -     | -     | -     | -     | -     | -     | -     | -     | -     | -     | -     | -     |
| 14   | Frischgemüse                                   | Fresh vegetables                                     | Légumes frais   | 102.7 | 98.5  | 79.3  | 78.0  | 101.9 | 93.0  | 110.3 | 112.6 | 112.9 | 111.2 | 98.0  | 78.1  | 92.8  |
| 15   | Weinmost/Wein                                  | Wine must/Wine                                       | Moût/Vin  | 84.8  | 86.5  | 87.6  | 89.4  | 89.7  | 91.0  | 91.6  | 91.4  | 91.7  | 92.0  | 92.3  | 92.2  | 92.9  |
| 15A  | Weinmost                                       | Wine must  | Moût  | -     | -     | -     | -     | -     | -     | -     | -     | -     | -     | -     | -     | -     |
| 15B  | Wein   | Wine   | Vin   | 84.8  | 86.5  | 87.6  | 89.4  | 89.7  | 91.0  | 91.6  | 91.4  | 91.7  | 92.0  | 92.3  | 92.2  | 92.9  |
| 15B1 | Tafelwein                                      | Table wine   | Vin de table  | 82.9  | 84.8  | 86.0  | 87.8  | 87.9  | 89.2  | 89.9  | 89.6  | 90.3  | 90.4  | 90.9  | 90.2  | 91.3  |
| 15B2 | Qualitätswein                                  | Quality wine   | Vin de qualité  | 96.0  | 96.7  | 97.0  | 99.0  | 100.0 | 101.4 | 101.2 | 101.6 | 100.0 | 101.5 | 100.7 | 103.5 | 102.3 |
| 16   | Oliven und Olivenöl                            | Olives and olive oil                                 | Olives et huile d'olives                              | -     | -     | -     | -     | -     | -     | -     | -     | -     | -     | -     | -     | -     |
| 17   | Saatgut  | Seeds  | Semences  | 71.8  | 72.0  | 72.8  | 73.8  | 80.2  | 79.7  | 78.4  | 77.3  | 77.3  | 77.3  | 77.3  | 77.3  | 78.4  |
| 18   | Blumen, Zierpflanzen und Baumschulerzeugnisse  | Flowers, ornamental plants and tree-nursery products | Fleurs, plantes ornementales et produits de pépinière | 93.7  | 94.3  | 94.7  | 103.0 | 106.0 | 105.6 | 101.8 | 100.3 | 96.5  | 93.1  | 90.8  | 93.8  | 95.6  |
| 19   | Sonstige pflanzliche Erzeugnisse               | Other crop products                                  | Autres produits végétaux                              | 57.3  | 55.3  | 56.7  | 57.6  | 67.7  | 64.4  | 63.4  | 61.4  | 60.0  | 61.4  | 61.8  | 60.6  | 64.6  |
| 19A  | Hülsenfrüchte                                  | Pulses   | Légumes secs  | 50.2  | 48.3  | 48.1  | 48.5  | 84.7  | 77.9  | 77.9  | 77.9  | 72.1  | 72.1  | 72.1  | 72.1  | 83.2  |
| 19B  | Ölsaaten                                       | Oilseeds   | Graines oléagineuses                                  | 58.4  | 56.2  | 58.5  | 59.6  | 58.0  | 56.2  | 54.6  | 51.5  | 52.1  | 54.3  | 54.9  | 53.0  | 54.0  |
| 19C  | Rohtabak                                       | Raw tobacco  | Tabac brut  | 99.5  | 99.5  | 99.5  | 99.5  | 98.7  | 98.7  | 98.7  | 98.7  | 98.7  | 98.7  | 98.7  | 98.7  | 98.7  |
| 19D  | Baumwolle                                      | Cotton   | Coton   | -     | -     | -     | -     | -     | -     | -     | -     | -     | -     | -     | -     | -     |
| 19E  | Sonstige                                       | Others   | Autres  | 57.3  | 55.3  | 56.7  | 57.6  | 67.7  | 64.4  | 63.4  | 61.4  | 60.0  | 61.4  | 61.8  | 60.6  | 64.6  |

## NOMINALE PREISINDIZES / NOMINAL PRICE INDICES / INDICES DES PRIX NOMINAUX

1990 = 100 (ohne MwSt / excluding VAT / TVA exclue)

## FRANCE

|      |  |                                    |                                    | 1994  |       |       |       |       | 1995  |       |       |       |       |      |       |       |
|------|--|------------------------------------|------------------------------------|-------|-------|-------|-------|-------|-------|-------|-------|-------|-------|------|-------|-------|
|      |  |                                    |                                    | sep   | oct   | nov   | dec   | jan   | feb   | mar   | apr   | mai   | jun   | jul  | aug   | sep   |
| 2    | TIERE UND TIERISCHE ERZEUGNISSE            | ANIMALS AND ANIMAL PRODUCTS        | ANIMAUX ET PRODUITS ANIMAUX        | 97.4  | 96.7  | 95.9  | 94.9  | 95.0  | 94.4  | 93.2  | 89.7  | 89.8  | 89.8  | 90.8 | 94.0  | 95.0  |
| 21   | Tiere (zur Schlachtung und für den Export) | Animals (for slaughter and export) | Animaux (boucherie et exportation) | 92.3  | 91.1  | 90.2  | 89.5  | 90.8  | 91.0  | 92.0  | 90.5  | 90.4  | 89.8  | 87.5 | 88.0  | 88.5  |
| 21A  | Kälber                                     | Calves                             | Veaux                              | 100.9 | 101.7 | 101.2 | 103.9 | 106.2 | 105.2 | 102.2 | 102.8 | 103.6 | 103.3 | 97.9 | 95.0  | 95.3  |
| 21B  | Rinder ohne Kälber                         | Cattle excluding calves            | Bovins sans veaux                  | 97.4  | 95.4  | 93.0  | 91.2  | 91.7  | 91.8  | 93.4  | 93.0  | 93.3  | 90.9  | 88.3 | 88.7  | 88.6  |
| 21C  | Schweine                                   | Pigs                               | Porcs                              | 81.1  | 78.0  | 77.6  | 75.1  | 79.4  | 80.9  | 84.1  | 77.1  | 77.8  | 83.3  | 82.1 | 85.5  | 85.1  |
| 21D  | Schafe und Lämmer                          | Sheep and lambs                    | Moutons et agneaux                 | 94.2  | 93.1  | 99.3  | 107.4 | 109.0 | 107.7 | 107.2 | 107.7 | 101.2 | 90.8  | 86.3 | 88.5  | 90.2  |
| 21E  | Geflügel                                   | Poultry                            | Volailles                          | 90.5  | 90.1  | 89.7  | 89.4  | 89.4  | 89.3  | 89.3  | 89.2  | 89.5  | 89.0  | 88.8 | 88.0  | 87.4  |
| 21E1 | Masthähnchen                               | Chickens                           | Poulets                            | 90.6  | 90.5  | 89.7  | 89.3  | 89.3  | 89.1  | 89.1  | 89.0  | 88.7  | 88.4  | 88.0 | 87.3  |       |
| 21E2 | Sonstiges Geflügel                         | Other poultry                      | Autres volailles                   | 90.5  | 89.7  | 89.8  | 89.4  | 89.5  | 89.5  | 89.4  | 89.4  | 90.3  | 89.7  | 89.2 | 88.0  | 87.6  |
| 21F  | Sonstige Tiere                             | Other animals                      | Autres animaux                     | 86.0  | 92.6  | 91.8  | 89.3  | 87.0  | 86.8  | 89.0  | 90.0  | 84.4  | 76.7  | 73.2 | 75.0  | 89.2  |
| 22   | Milch                                      | Milk                               | Lait                               | 108.2 | 108.5 | 108.0 | 106.7 | 104.8 | 102.2 | 97.3  | 90.5  | 90.5  | 91.9  | 98.8 | 106.5 | 108.0 |
| 22A  | Kuhmilch                                   | Cow's milk                         | Lait de vache                      | 108.5 | 108.8 | 108.3 | 107.0 | 105.0 | 102.4 | 97.4  | 90.4  | 90.4  | 91.8  | 98.9 | 106.8 | 108.3 |
| 22B  | Sonstige Milch                             | Other milk                         | Autres laits                       | 94.2  | 94.2  | 94.2  | 94.2  | 94.2  | 94.2  | 94.2  | 94.2  | 94.2  | 94.2  | 94.2 | 94.2  | 94.2  |
| 23   | Eier                                       | Eggs                               | Oeufs                              | 79.8  | 78.4  | 78.2  | 73.2  | 71.7  | 78.6  | 73.3  | 68.3  | 73.6  | 71.7  | 69.5 | 75.8  | 80.7  |
| 24   | Sonstige tierische Erzeugnisse             | Other animal products              | Autres produits animaux            | 97.4  | 96.7  | 95.9  | 94.9  | 95.0  | 94.4  | 93.2  | 89.7  | 89.8  | 89.8  | 90.8 | 94.0  | 95.0  |



## NOMINALE PREISINDIZES / NOMINAL PRICE INDICES / INDICES DES PRIX NOMINAUX

1990 = 100 (ohne MwSt / excluding VAT / TVA exclue)

|      |  |                                    |                                    | IRELAND |       |       |       |       |       |       |       |       |       |       |       |       |
|------|--|------------------------------------|------------------------------------|---------|-------|-------|-------|-------|-------|-------|-------|-------|-------|-------|-------|-------|
|      |  |                                    |                                    | 1994    |       |       |       | 1995  |       |       |       |       |       |       |       |       |
|      |  |                                    |                                    | sep     | oct   | nov   | dec   | jan   | feb   | mar   | apr   | mai   | jun   | jul   | aug   | sep   |
| 2    | TIERE UND TIERISCHE ERZEUGNISSE            | ANIMALS AND ANIMAL PRODUCTS        | ANIMAUX ET PRODUITS ANIMAUX        | 102.8   | 102.8 | 102.8 | 104.0 | 106.6 | 107.6 | 107.7 | 111.1 | 110.4 | 108.9 | 106.1 | 105.6 | 105.6 |
| 21   | Tiere (zur Schlachtung und für den Export) | Animals (for slaughter and export) | Animaux (boucherie et exportation) | 96.4    | 95.5  | 96.4  | 100.6 | 101.5 | 103.6 | 105.4 | 108.0 | 104.6 | 102.6 | 98.7  | 98.2  | 96.2  |
| 21A  | Kälber                                     | Calves                             | Veaux                              | -       | -     | -     | -     | -     | -     | -     | -     | -     | -     | -     | -     | -     |
| 21B  | Rinder ohne Kälber                         | Cattle excluding calves            | Bovins sans veaux                  | 101.0   | 99.5  | 99.7  | 102.3 | 105.5 | 108.0 | 109.7 | 112.6 | 109.3 | 107.3 | 103.2 | 102.5 | 99.2  |
| 21C  | Schweine                                   | Pigs                               | Porcs                              | 87.8    | 90.4  | 89.8  | 89.1  | 84.0  | 84.9  | 91.1  | 95.4  | 94.8  | 96.9  | 96.9  | 98.0  | 98.7  |
| 21D  | Schafe und Lämmer                          | Sheep and lambs                    | Moutons et agneaux                 | 74.8    | 76.1  | 83.6  | 95.3  | 102.2 | 103.2 | 101.9 | 100.5 | 90.1  | 82.3  | 72.6  | 71.3  | 74.5  |
| 21E  | Geflügel                                   | Poultry                            | Volailles                          | 89.8    | 85.9  | 87.1  | 111.0 | 85.6  | 86.0  | 85.6  | 86.5  | 87.2  | 86.6  | 86.6  | 86.7  | 87.1  |
| 21E1 | Masthähnchen                               | Chickens                           | Poulets                            | 92.6    | 89.0  | 89.2  | 89.6  | 89.1  | 89.3  | 89.3  | 88.9  | 89.2  | 89.2  | 89.2  | 89.3  | 89.3  |
| 21E2 | Sonstiges Geflügel                         | Other poultry                      | Autres volailles                   | 83.6    | 79.2  | 82.5  | 157.8 | 77.8  | 78.8  | 77.4  | 81.2  | 82.9  | 81.4  | 80.8  | 81.0  | 82.2  |
| 21F  | Sonstige Tiere                             | Other animals                      | Autres animaux                     | -       | -     | -     | -     | -     | -     | -     | -     | -     | -     | -     | -     | -     |
| 22   | Milch                                      | Milk                               | Lait                               | 113.1   | 114.6 | 113.2 | 110.1 | 114.4 | 114.0 | 111.4 | 116.2 | 119.4 | 118.7 | 117.5 | 116.9 | 120.0 |
| 22A  | Kuhmilch                                   | Cow's milk                         | Lait de vache                      | 113.1   | 114.6 | 113.2 | 110.1 | 114.4 | 114.0 | 111.4 | 116.2 | 119.4 | 118.7 | 117.5 | 116.9 | 120.0 |
| 22B  | Sonstige Milch                             | Other milk                         | Autres laits                       | -       | -     | -     | -     | -     | -     | -     | -     | -     | -     | -     | -     | -     |
| 23   | Eier                                       | Eggs                               | Oeufs                              | 70.8    | 70.8  | 70.9  | 70.7  | 70.5  | 70.2  | 70.3  | 69.7  | 69.2  | 68.4  | 68.0  | 67.9  | 68.5  |
| 24   | Sonstige tierische Erzeugnisse             | Other animal products              | Autres produits animaux            | 63.0    | 61.1  | 62.5  | 62.1  | 147.1 | 150.6 | 161.6 | 146.0 | 155.6 | 136.4 | 134.4 | 139.9 | 134.3 |

## NOMINALE PREISINDIZES / NOMINAL PRICE INDICES / INDICES DES PRIX NOMINAUX

1990 = 100 (ohne MwSt / excluding VAT / TVA exclue)

|      |  |  | ITALIA  |       |       |       |       |       |       |       |       |       |       |       |       |       |
|------|--|--|---|-------|-------|-------|-------|-------|-------|-------|-------|-------|-------|-------|-------|-------|
|      |  |  | 1994  | 1994  | 1994  | 1994  | 1995  | 1995  | 1995  | 1995  | 1995  | 1995  | 1995  | 1995  |       |       |
|      |  |  | sep   | oct   | nov   | dec   | jan   | feb   | mar   | apr   | mai   | jun   | jul   | aug   | sep   |       |
| 0    | INSGESAMT                                      | TOTAL  | TOTAL   | 113.6 | 113.0 | 108.2 | 109.8 | 118.0 | 112.9 | 115.7 | 115.5 | 113.6 | 112.8 | 115.2 | 116.0 | 118.8 |
| (0)  | INSGESAMT (ohne Obst und Gemüse)               | TOTAL (excl. fruit and vegetables)                   | TOTAL (sans fruits et légumes)                        | 107.4 | 112.7 | 110.6 | 112.7 | 114.1 | 112.6 | 113.4 | 116.8 | 113.7 | 111.1 | 111.2 | 115.7 | 118.2 |
| 1    | PFLANZLICHE ERZEUGNISSE                        | CROP PRODUCTS  | PRODUITS VEGETAUX                                     | 113.1 | 110.2 | 102.7 | 107.0 | 123.4 | 114.8 | 118.1 | 116.4 | 114.3 | 113.9 | 117.4 | 115.8 | 118.4 |
| (1)  | PFLANZLICHE ERZEUGNISSE (ohne Obst und Gemüse) | CROP PRODUCTS (excl. fruit and vegetables)           | PRODUITS VEGETAUX (sans fruits et légumes)            | 99.6  | 107.5 | 104.0 | 111.3 | 119.0 | 115.5 | 115.1 | 119.8 | 115.0 | 111.0 | 110.5 | 115.0 | 117.0 |
| 11   | Getreide und Reis                              | Cereals and rice                                     | Céréales et riz                                       | 95.6  | 97.3  | 100.3 | 102.3 | 104.9 | 105.9 | 110.3 | 115.7 | 117.1 | 119.5 | 121.9 | 121.2 | 117.5 |
| 11A  | Weichweizen                                    | Soft wheat   | Blé tendre  | 102.9 | 104.6 | 107.4 | 108.3 | 109.9 | 109.8 | 113.4 | 119.2 | 119.0 | 120.7 | 116.8 | 115.6 | 115.1 |
| 11B  | Hartweizen                                     | Durum wheat  | Blé dur   | 77.1  | 79.8  | 82.4  | 86.5  | 91.3  | 91.0  | 93.0  | 93.9  | 92.2  | 91.7  | 94.9  | 96.2  | 99.8  |
| 11C  | Futtergerste                                   | Feeding barley                                       | Orge fourragère                                       | 105.0 | 105.9 | 109.1 | 110.6 | 112.0 | 113.1 | 116.6 | 120.0 | 121.0 | 120.3 | 123.2 | 120.2 | 119.2 |
| 11D  | Braugerste                                     | Malting barley                                       | Orge de brasserie                                     | -     | -     | -     | -     | -     | -     | -     | -     | -     | -     | -     | -     | -     |
| 11E  | Hafer  | Oats   | avoine  | 107.8 | 111.6 | 111.8 | 112.9 | 114.0 | 115.1 | 117.6 | 119.6 | 120.2 | 121.9 | 124.9 | 130.3 | 137.6 |
| 11F  | Körnermais                                     | Grain-maize  | Maïs-grain  | 89.4  | 90.6  | 94.7  | 94.7  | 96.9  | 100.4 | 107.9 | 115.8 | 116.4 | 122.5 | 129.9 | 127.2 | 114.7 |
| 11G  | Rohreis  | Paddy rice   | Riz non décortiqué                                    | 134.1 | 134.4 | 136.6 | 141.1 | 142.7 | 142.8 | 146.9 | 156.1 | 170.4 | 172.7 | 174.3 | 175.1 | 167.8 |
| 11H  | Sonstiges Getreide                             | Others   | Autres  | -     | -     | -     | -     | -     | -     | -     | -     | -     | -     | -     | -     | -     |
| 12   | Hackfrüchte                                    | Root crops   | Plantes sarclées                                      | 119.7 | 125.2 | 129.7 | 132.4 | 139.9 | 148.5 | 149.4 | 133.0 | 144.9 | 124.0 | 129.5 | 123.7 | 124.8 |
| 12A  | Spelskartoffeln                                | Potatoes for consumption                             | Pommes de terre de consommation                       | 138.1 | 151.2 | 162.1 | 168.7 | 186.6 | 207.5 | 209.5 | 170.0 | 198.8 | 148.4 | 143.1 | 129.1 | 131.6 |
| 12A1 | Frühkartoffeln                                 | Early potatoes                                       | Pommes de terre hâtives                               | -     | -     | -     | -     | -     | -     | -     | 148.4 | 185.8 | 116.2 | -     | -     | -     |
| 12A2 | Übrige Kartoffeln (Lager)                      | Main-crop potatoes                                   | Autres pommes de terre                                | 138.1 | 151.2 | 162.1 | 168.7 | 186.6 | 207.5 | 209.5 | 210.5 | 231.1 | 208.8 | 143.1 | 129.1 | 131.6 |
| 12B  | Zuckerrüben                                    | Sugar beet   | Betteraves sucrières                                  | 106.7 | 106.7 | 106.7 | 106.7 | 106.7 | 106.7 | 106.7 | 106.7 | 106.7 | 106.7 | 119.9 | 119.9 | 119.9 |
| 12C  | Sonstige Hackfrüchte                           | Others   | Autres  | -     | -     | -     | -     | -     | -     | -     | -     | -     | -     | -     | -     | -     |
| 13   | Obst   | Fruit  | Fruits  | 99.0  | 109.4 | 107.1 | 111.7 | 124.7 | 117.1 | 121.5 | 109.6 | 116.8 | 125.1 | 144.0 | 110.8 | 99.4  |
| 13A  | Frischobst                                     | Fresh fruit  | Fruits frais  | 96.4  | 106.1 | 103.6 | 108.7 | 122.5 | 114.4 | 119.0 | 106.1 | 111.4 | 120.3 | 140.6 | 105.0 | 95.8  |
| 13B  | Trockenfrüchte                                 | Nuts and dried fruit                                 | Fruits secs   | 134.6 | 155.9 | 155.9 | 153.8 | 154.7 | 155.2 | 155.7 | 157.8 | 191.3 | 191.3 | 191.3 | 150.1 | 150.1 |
| 13B1 | Nüsse  | Nuts   | Fruits à coque  | 134.6 | 155.9 | 155.9 | 153.8 | 154.7 | 155.2 | 155.7 | 157.8 | 191.3 | 191.3 | 191.3 | 191.3 | 150.1 |
| 13B2 | Getrocknetes Obst                              | Dried fruit  | Fruits séchés   | -     | -     | -     | -     | -     | -     | -     | -     | -     | -     | -     | -     | -     |
| 14   | Frischgemüse                                   | Fresh vegetables                                     | Légumes frais   | 168.3 | 119.1 | 94.1  | 89.0  | 135.2 | 110.3 | 123.6 | 113.8 | 109.8 | 110.6 | 109.7 | 123.7 | 142.7 |
| 15   | Weinmost/Wein                                  | Wine must/Wine                                       | Moût/Vin  | 93.4  | 98.4  | 105.2 | 108.2 | 110.2 | 111.7 | 112.7 | 112.6 | 114.7 | 115.0 | 117.2 | 117.2 | 120.3 |
| 15A  | Weinmost                                       | Wine must  | Moût  | -     | -     | -     | -     | -     | -     | -     | -     | -     | -     | -     | -     | -     |
| 15B  | Wein   | Wine   | Vin   | 93.4  | 98.4  | 105.2 | 108.2 | 110.2 | 111.7 | 112.7 | 112.6 | 114.7 | 115.0 | 117.2 | 117.2 | 120.3 |
| 15B1 | Tafelwein                                      | Table wine   | Vin de table  | 94.5  | 100.5 | 106.4 | 109.7 | 113.4 | 114.8 | 116.4 | 117.1 | 118.1 | 118.7 | 120.6 | 121.7 | 125.3 |
| 15B2 | Qualitätswein                                  | Quality wine   | Vin de qualité  | 90.9  | 93.7  | 102.6 | 104.7 | 102.9 | 104.6 | 104.4 | 102.4 | 107.1 | 106.7 | 109.4 | 107.2 | 108.9 |
| 16   | Oliven und Olivenöl                            | Olives and olive oil                                 | Olives et huile d'olives                              | 105.1 | 109.2 | 110.6 | 110.0 | 114.6 | 118.1 | 121.7 | 122.6 | 122.5 | 123.3 | 124.4 | 127.6 | 130.0 |
| 17   | Saatgut  | Seeds  | Semences  | 111.4 | 111.1 | 110.7 | 110.9 | 107.2 | 107.3 | 107.5 | 107.5 | 107.4 | 107.7 | 108.4 | 108.6 | 110.3 |
| 18   | Blumen, Zierpflanzen und Baumschulerzeugnisse  | Flowers, ornamental plants and tree-nursery products | Fleurs, plantes ornementales et produits de pépinière | 103.3 | 144.2 | 92.9  | 140.9 | 181.1 | 138.9 | 117.4 | 152.4 | 97.3  | 75.5  | 56.8  | 93.7  | 108.8 |
| 19   | Sonstige pflanzliche Erzeugnisse               | Other crop products                                  | Autres produits végétaux                              | 93.6  | 93.8  | 94.0  | 92.3  | 92.5  | 91.6  | 94.0  | 96.3  | 97.1  | 97.1  | 97.1  | 98.7  | 99.1  |
| 19A  | Hülsenfrüchte                                  | Pulses   | Légumes secs  | 104.8 | 107.4 | 109.7 | 110.5 | 110.1 | 110.7 | 110.3 | 110.3 | 111.3 | 111.3 | 111.3 | 116.2 | 121.3 |
| 19B  | Ölsaaten                                       | Oilseeds   | Graines oléagineuses                                  | 83.0  | 83.1  | 83.1  | 80.0  | 80.0  | 78.2  | 82.4  | 86.3  | 87.7  | 87.7  | 87.7  | 87.7  | 87.8  |
| 19C  | Rohtabak                                       | Raw tobacco  | Tabac brut  | 108.8 | 108.8 | 108.8 | 108.8 | 108.8 | 108.8 | 108.8 | 108.8 | 108.8 | 108.8 | 108.8 | 113.2 | 113.2 |
| 19D  | Baumwolle                                      | Cotton   | Coton   | -     | -     | -     | -     | -     | -     | -     | -     | -     | -     | -     | -     | -     |
| 19E  | Sonstige                                       | Others   | Autres  | 101.9 | 101.9 | 101.9 | 101.9 | 105.8 | 106.4 | 108.0 | 110.1 | 108.6 | 108.6 | 108.6 | 108.6 | 108.6 |

## NOMINALE PREISINDIZES / NOMINAL PRICE INDICES / INDICES DES PRIX NOMINAUX

1990 = 100 (ohne MwSt / excluding VAT / TVA exclue)

## ITALIA

|      |  |                                    |                                    | ITALIA |       |       |       |       |       |       |       |       |       |       |       |       |
|------|--|------------------------------------|------------------------------------|--------|-------|-------|-------|-------|-------|-------|-------|-------|-------|-------|-------|-------|
|      |  |                                    |                                    | 1994   |       |       |       | 1995  |       |       |       |       |       |       |       |       |
|      |  |                                    |                                    | sep    | oct   | nov   | dec   | jan   | feb   | mar   | apr   | mai   | jun   | jul   | aug   | sep   |
| 2    | TIERE UND TIERISCHE ERZEUGNISSE            | ANIMALS AND ANIMAL PRODUCTS        | ANIMAUX ET PRODUITS ANIMAUX        | 114.4  | 117.3 | 116.4 | 113.9 | 109.8 | 110.1 | 112.0 | 114.2 | 112.5 | 111.2 | 111.8 | 116.4 | 119.4 |
| 21   | Tiere (zur Schlachtung und für den Export) | Animals (for slaughter and export) | Animaux (boucherie et exportation) | 122.0  | 124.4 | 123.3 | 119.3 | 113.7 | 113.9 | 116.5 | 119.4 | 117.2 | 115.3 | 115.7 | 122.0 | 125.0 |
| 21A  | Kälber                                     | Calves                             | Veaux                              | 129.8  | 128.7 | 126.5 | 126.2 | 130.6 | 133.4 | 134.6 | 135.8 | 138.3 | 140.3 | 136.7 | 134.3 | 136.0 |
| 21B  | Rinder ohne Kälber                         | Cattle excluding calves            | Bovins sans veaux                  | 130.0  | 131.1 | 130.4 | 129.6 | 131.5 | 130.1 | 131.8 | 133.4 | 132.1 | 130.7 | 128.9 | 130.2 | 130.8 |
| 21C  | Schweine                                   | Pigs                               | Porcs                              | 107.0  | 113.4 | 111.5 | 104.8 | 101.3 | 103.1 | 107.1 | 109.3 | 107.3 | 105.5 | 108.0 | 116.1 | 125.1 |
| 21D  | Schafe und Lämmer                          | Sheep and lambs                    | Moutons et agneaux                 | 97.0   | 106.9 | 96.8  | 102.8 | 95.8  | 95.8  | 96.4  | 104.7 | 103.5 | 101.2 | 100.8 | 101.1 | 101.7 |
| 21E  | Geflügel                                   | Poultry                            | Volailles                          | 130.0  | 126.6 | 125.4 | 113.0 | 98.7  | 102.2 | 105.6 | 111.3 | 104.3 | 105.5 | 110.8 | 124.6 | 120.1 |
| 21E1 | Masthähnchen                               | Chickens                           | Poulets                            | 132.6  | 129.1 | 127.4 | 113.6 | 99.1  | 102.3 | 105.7 | 112.6 | 106.3 | 108.2 | 114.0 | 126.9 | 120.9 |
| 21E2 | Sonstiges Geflügel                         | Other poultry                      | Autres volailles                   | 108.8  | 106.8 | 108.8 | 108.1 | 95.8  | 101.3 | 104.5 | 100.4 | 88.4  | 83.5  | 84.6  | 105.8 | 113.7 |
| 21F  | Sonstige Tiere                             | Other animals                      | Autres animaux                     | 114.4  | 125.2 | 129.4 | 133.7 | 109.9 | 101.9 | 103.6 | 106.5 | 106.7 | 92.0  | 88.1  | 98.4  | 113.7 |
| 22   | Milch                                      | Milk                               | Lait                               | 100.9  | 105.5 | 105.5 | 105.4 | 105.5 | 105.5 | 105.5 | 105.9 | 105.9 | 106.1 | 106.8 | 107.0 | 108.1 |
| 22A  | Kuhmilch                                   | Cow's milk                         | Lait de vache                      | 100.5  | 104.8 | 104.8 | 104.9 | 104.9 | 104.9 | 104.9 | 105.3 | 105.4 | 105.4 | 106.1 | 106.0 | 106.8 |
| 22B  | Sonstige Milch                             | Other milk                         | Autres laits                       | 104.9  | 113.0 | 113.0 | 110.6 | 111.8 | 111.8 | 111.8 | 111.8 | 111.8 | 113.0 | 114.3 | 117.5 | 122.2 |
| 23   | Eier                                       | Eggs                               | Oeufs                              | 105.4  | 104.8 | 101.5 | 102.8 | 93.4  | 95.3  | 99.6  | 102.5 | 99.1  | 96.5  | 97.9  | 106.5 | 117.3 |
| 24   | Sonstige tierische Erzeugnisse             | Other animal products              | Autres produits animaux            | 84.0   | 85.9  | 89.8  | 90.1  | 94.6  | 97.6  | 97.6  | 105.8 | 105.8 | 104.8 | 102.9 | 102.9 | 110.3 |





## NOMINALE PREISINDIZES / NOMINAL PRICE INDICES / INDICES DES PRIX NOMINAUX

1990 = 100 (ohne MwSt / excluding VAT / TVA exclue)

## LUXEMBOURG

|      |  |                                    |                                    | LUXEMBOURG |       |       |       |       |       |       |       |       |       |       |       |       |
|------|--|------------------------------------|------------------------------------|------------|-------|-------|-------|-------|-------|-------|-------|-------|-------|-------|-------|-------|
|      |  |                                    |                                    | 1994       |       |       |       | 1995  |       |       |       |       |       |       |       |       |
|      |  |                                    |                                    | sep        | oct   | nov   | dec   | jan   | feb   | mar   | apr   | mai   | jun   | jul   | aug   | sep   |
| 2    | TIERE UND TIERISCHE ERZEUGNISSE            | ANIMALS AND ANIMAL PRODUCTS        | ANIMAUX ET PRODUITS ANIMAUX        | 86.7       | 89.4  | 90.4  | 89.9  | 89.8  | 89.1  | 87.3  | 84.8  | 82.7  | 82.7  | 82.5  | 83.1  | 86.7  |
| 21   | Tiere (zur Schlachtung und für den Export) | Animals (for slaughter and export) | Animaux (boucherie et exportation) | 93.0       | 92.3  | 93.1  | 93.5  | 93.3  | 93.2  | 94.5  | 93.4  | 93.1  | 93.1  | 91.6  | 91.5  | 93.3  |
| 21A  | Kälber                                     | Calves                             | Veaux                              | 103.1      | 106.4 | 114.2 | 106.6 | 113.6 | 112.2 | 118.4 | 119.2 | 115.9 | 116.5 | 117.4 | 120.3 | 117.8 |
| 21B  | Rinder ohne Kälber                         | Cattle excluding calves            | Bovins sans veaux                  | 96.0       | 94.9  | 95.1  | 96.8  | 95.4  | 94.5  | 95.9  | 95.1  | 96.0  | 94.8  | 92.4  | 91.2  | 91.7  |
| 21C  | Schweine                                   | Pigs                               | Porcs                              | 82.6       | 81.9  | 82.0  | 81.6  | 82.3  | 84.5  | 84.2  | 81.9  | 79.5  | 82.3  | 82.6  | 84.3  | 90.5  |
| 21D  | Schafe und Lämmer                          | Sheep and lambs                    | Moutons et agneaux                 | -          | -     | -     | -     | -     | -     | -     | -     | -     | -     | -     | -     | -     |
| 21E  | Geflügel                                   | Poultry                            | Volailles                          | 93.0       | 92.3  | 93.1  | 93.5  | 93.3  | 93.2  | 94.5  | 93.4  | 93.1  | 93.1  | 91.6  | 91.5  | 93.3  |
| 21E1 | Masthähnchen                               | Chickens                           | Poulets                            | :          | :     | :     | :     | :     | :     | :     | :     | :     | :     | :     | :     | :     |
| 21E2 | Sonstiges Geflügel                         | Other poultry                      | Autres volailles                   | -          | -     | -     | -     | -     | -     | -     | -     | -     | -     | -     | -     | -     |
| 21F  | Sonstige Tiere                             | Other animals                      | Autres animaux                     | -          | -     | -     | -     | -     | -     | -     | -     | -     | -     | -     | -     | -     |
| 22   | Milch                                      | Milk                               | Lait                               | 82.0       | 87.5  | 88.5  | 88.4  | 87.7  | 86.4  | 82.5  | 79.0  | 75.8  | 75.8  | 76.6  | 77.7  | 82.2  |
| 22A  | Kuhmilch                                   | Cow's milk                         | Lait de vache                      | 82.0       | 87.5  | 88.5  | 88.4  | 87.7  | 86.4  | 82.5  | 79.0  | 75.8  | 75.8  | 76.6  | 77.7  | 82.2  |
| 22B  | Sonstige Milch                             | Other milk                         | Autres laits                       | -          | -     | -     | -     | -     | -     | -     | -     | -     | -     | -     | -     | -     |
| 23   | Eier                                       | Eggs                               | Oeufs                              | 114.6      | 91.1  | 94.3  | 44.6  | 77.5  | 87.6  | 94.4  | 87.6  | 80.9  | 84.3  | 84.3  | 74.1  | 97.7  |
| 24   | Sonstige tierische Erzeugnisse             | Other animal products              | Autres produits animaux            | -          | -     | -     | -     | -     | -     | -     | -     | -     | -     | -     | -     | -     |

## NOMINALE PREISINDIZES / NOMINAL PRICE INDICES / INDICES DES PRIX NOMINAUX

1990 = 100 (ohne MwSt / excluding VAT / TVA exclue)

|      |  |  | NEDERLAND   |       |       |       |       |       |       |       |       |       |       |       |       |       |
|------|--|--|---|-------|-------|-------|-------|-------|-------|-------|-------|-------|-------|-------|-------|-------|
|      |  |  | 1994  |       |       |       | 1995  |       |       |       |       |       |       |       |       |       |
|      |  |  | sep   | oct   | nov   | dec   | jan   | feb   | mar   | apr   | mai   | jun   | jul   | aug   | sep   |       |
| 0    | INSGESAMT                                      | TOTAL  | TOTAL   | 97.4  | 95.1  | 94.1  | 98.3  | 103.7 | 113.1 | 104.8 | 100.0 | 95.0  | 90.5  | 86.5  | 88.6  | 95.8  |
| (0)  | INSGESAMT (ohne Obst und Gemüse)               | TOTAL (excl. fruit and vegetables)                   | TOTAL (sans fruits et légumes)                        | 98.6  | 98.8  | 96.6  | 99.3  | 102.6 | 111.6 | 103.7 | 101.4 | 97.5  | 93.3  | 90.6  | 92.5  | 100.0 |
| 1    | PFLANZLICHE ERZEUGNISSE                        | CROP PRODUCTS  | PRODUITS VEGETAUX                                     | 106.0 | 101.8 | 98.9  | 110.8 | 122.6 | 141.8 | 124.4 | 116.9 | 106.3 | 93.8  | 87.8  | 88.8  | 103.7 |
| (1)  | PFLANZLICHE ERZEUGNISSE (ohne Obst und Gemüse) | CROP PRODUCTS (excl. fruit and vegetables)           | PRODUITS VEGETAUX (sans fruits et légumes)            | 114.0 | 116.4 | 108.8 | 119.9 | 128.4 | 150.6 | 130.5 | 129.2 | 119.4 | 103.8 | 100.7 | 100.5 | 120.1 |
| 11   | Getreide und Reis                              | Cereals and rice                                     | Céréales et riz                                       | 81.6  | 81.8  | 82.5  | 82.7  | 83.7  | 82.9  | 81.4  | 81.9  | 81.9  | 81.9  | 81.9  | 75.8  | 77.7  |
| 11A  | Weichweizen                                    | Soft wheat   | Blé tendre  | 81.6  | 81.9  | 82.5  | 82.7  | 83.7  | 82.6  | 81.0  | 81.5  | 81.5  | 81.5  | 81.5  | 75.6  | 77.6  |
| 11B  | Hartweizen                                     | Durum wheat  | Blé dur   | -     | -     | -     | -     | -     | -     | -     | -     | -     | -     | -     | -     | -     |
| 11C  | Futtergerste                                   | Feeding barley                                       | Orge fourragère                                       | 81.4  | 81.9  | 83.0  | 83.5  | 84.3  | 84.1  | 81.1  | 81.1  | 81.1  | 81.1  | 81.1  | 72.9  | 75.5  |
| 11D  | Braugerste                                     | Malting barley                                       | Orge de brasserie                                     | 81.6  | 80.5  | 81.8  | 82.9  | 84.5  | 86.0  | 88.0  | 89.1  | 89.1  | 89.1  | 89.1  | 82.9  | 83.4  |
| 11E  | Hafer  | Oats   | Avoine  | 78.0  | 78.0  | 78.2  | 76.9  | 75.5  | 73.7  | 73.9  | 73.4  | 73.4  | 73.4  | 73.4  | 73.1  | 73.1  |
| 11F  | Körnermais                                     | Grain-maize  | Maïs-grain  | -     | -     | -     | -     | -     | -     | -     | -     | -     | -     | -     | -     | -     |
| 11G  | Rohreis  | Paddy rice   | Riz non décortiqué                                    | -     | -     | -     | -     | -     | -     | -     | -     | -     | -     | -     | -     | -     |
| 11H  | Sonstiges Getreide                             | Others   | Autres  | 83.4  | 83.1  | 83.6  | 83.4  | 83.1  | 83.1  | 83.1  | 83.1  | 83.1  | 83.1  | 83.1  | 75.3  | 75.6  |
| 12   | Hackfrüchte                                    | Root crops   | Plantes sarciées                                      | 124.4 | 125.7 | 130.7 | 134.6 | 151.3 | 153.2 | 150.1 | 149.5 | 142.7 | 98.3  | 77.8  | 76.8  | 105.5 |
| 12A  | Speisekartoffeln                               | Potatoes for consumption                             | Pommes de terre de consommation                       | 146.1 | 149.1 | 160.8 | 170.1 | 217.2 | 221.6 | 214.3 | 212.9 | 196.8 | 87.6  | 43.8  | 41.6  | 109.2 |
| 12A1 | Frühkartoffeln                                 | Early potatoes                                       | Pommes de terre hâtives                               | -     | -     | -     | -     | -     | -     | -     | -     | -     | 162.9 | 87.6  | 43.8  | 41.6  |
| 12A2 | Übrige Kartoffeln (Lager)                      | Main-crop potatoes                                   | Autres pommes de terre                                | 146.1 | 149.1 | 160.8 | 170.1 | 217.2 | 221.6 | 214.3 | 212.9 | 196.8 | -     | -     | -     | 109.2 |
| 12B  | Zuckerrüben                                    | Sugar beet   | Betteraves sucrières                                  | 113.3 | 113.3 | 113.3 | 113.3 | 106.3 | 106.3 | 106.3 | 106.3 | 106.3 | 106.3 | 106.3 | 106.3 | 106.3 |
| 12C  | Sonstige Hackfrüchte                           | Others   | Autres  | 93.3  | 93.3  | 93.3  | 93.3  | 91.8  | 91.8  | 91.8  | 91.8  | 91.8  | 91.8  | 91.8  | 91.8  | 91.8  |
| 13   | Obst   | Fruit  | Fruits  | 67.0  | 55.2  | 59.1  | 70.8  | 65.1  | 72.8  | 78.4  | 112.6 | 108.8 | 101.9 | 60.6  | 89.7  | 71.6  |
| 13A  | Frischobst                                     | Fresh fruit  | Fruits frais  | 67.0  | 55.2  | 59.1  | 70.8  | 65.1  | 72.8  | 78.4  | 112.6 | 108.8 | 101.9 | 60.6  | 89.7  | 71.6  |
| 13B  | Trockenfrüchte                                 | Nuts and dried fruit                                 | Fruits secs   | -     | -     | -     | -     | -     | -     | -     | -     | -     | -     | -     | -     | -     |
| 13B1 | Nüsse  | Nuts   | Fruits à coque  | -     | -     | -     | -     | -     | -     | -     | -     | -     | -     | -     | -     | -     |
| 13B2 | Getrocknetes Obst                              | Dried fruit  | Fruits séchés   | -     | -     | -     | -     | -     | -     | -     | -     | -     | -     | -     | -     | -     |
| 14   | Frischgemüse                                   | Fresh vegetables                                     | Légumes frais   | 92.9  | 73.7  | 81.0  | 95.1  | 117.7 | 131.3 | 117.0 | 87.4  | 73.9  | 68.2  | 60.9  | 60.2  | 68.8  |
| 15   | Weinmost/Wein                                  | Wine must/Wine                                       | Moût/Vin  | -     | -     | -     | -     | -     | -     | -     | -     | -     | -     | -     | -     | -     |
| 15A  | Weinmost                                       | Wine must  | Moût  | -     | -     | -     | -     | -     | -     | -     | -     | -     | -     | -     | -     | -     |
| 15B  | Wein   | Wine   | Vin   | -     | -     | -     | -     | -     | -     | -     | -     | -     | -     | -     | -     | -     |
| 15B1 | Tafelwein                                      | Table wine   | Vin de table  | -     | -     | -     | -     | -     | -     | -     | -     | -     | -     | -     | -     | -     |
| 15B2 | Qualitätswein                                  | Quality wine   | Vin de qualité  | -     | -     | -     | -     | -     | -     | -     | -     | -     | -     | -     | -     | -     |
| 16   | Oliven und Olivenöl                            | Olives and olive oil                                 | Olives et huile d'olives                              | -     | -     | -     | -     | -     | -     | -     | -     | -     | -     | -     | -     | -     |
| 17   | Saatgut  | Seeds  | Semences  | 126.0 | 107.7 | 105.0 | 118.9 | 104.8 | 118.1 | 122.0 | 146.6 | 105.6 | 160.3 | 94.6  | 126.7 | 126.7 |
| 18   | Blumen, Zierpflanzen und Baumschulerzeugnisse  | Flowers, ornamental plants and tree-nursery products | Fleurs, plantes ornementales et produits de pépinière | 111.8 | 117.7 | 105.0 | 118.8 | 128.7 | 160.5 | 130.3 | 125.2 | 117.8 | 99.9  | 109.5 | 106.1 | 127.4 |
| 19   | Sonstige pflanzliche Erzeugnisse               | Other crop products                                  | Autres produits végétaux                              | 106.3 | 104.7 | 103.7 | 104.7 | 106.0 | 98.0  | 98.8  | 96.3  | 96.3  | 96.3  | 96.3  | 75.9  | 81.9  |
| 19A  | Hülsenfrüchte                                  | Pulses   | Légumes secs  | 66.0  | 69.1  | 66.3  | 66.6  | 72.6  | 73.9  | 78.9  | 78.9  | 78.9  | 78.9  | 78.9  | 74.5  | 78.7  |
| 19B  | Ölsaaten                                       | Oilseeds   | Graines oléagineuses                                  | 50.0  | 50.4  | 50.5  | 49.9  | 49.4  | 48.7  | 47.4  | 46.9  | 46.9  | 46.9  | 46.9  | 47.6  | 47.3  |
| 19C  | Rohtabak                                       | Raw tobacco  | Tabac brut  | -     | -     | -     | -     | -     | -     | -     | -     | -     | -     | -     | -     | -     |
| 19D  | Baumwolle                                      | Cotton   | Coton   | -     | -     | -     | -     | -     | -     | -     | -     | -     | -     | -     | -     | -     |
| 19E  | Sonstige                                       | Others   | Autres  | 135.5 | 131.6 | 131.0 | 132.7 | 132.7 | 119.5 | 119.3 | 115.4 | 115.4 | 115.4 | 115.4 | 83.7  | 92.0  |

## NOMINALE PREISINDIZES / NOMINAL PRICE INDICES / INDICES DES PRIX NOMINAUX

1990 = 100 (ohne MwSt / excluding VAT / TVA exclue)

|      |  |                                    |                                    | NEDERLAND |       |       |       |       |       |       |       |       |       |       |       |      |  |
|------|--|------------------------------------|------------------------------------|-----------|-------|-------|-------|-------|-------|-------|-------|-------|-------|-------|-------|------|--|
|      |  |                                    |                                    | 1994      |       |       |       |       | 1995  |       |       |       |       |       |       |      |  |
|      |  |                                    |                                    | sep       | oct   | nov   | dec   | jan   | feb   | mar   | apr   | mal   | jun   | jul   | aug   | sep  |  |
| 2    | TIERE UND TIERISCHE ERZEUGNISSE            | ANIMALS AND ANIMAL PRODUCTS        | ANIMAUX ET PRODUITS ANIMAUX        | 91.1      | 90.2  | 90.6  | 89.2  | 89.9  | 92.3  | 90.5  | 87.7  | 86.7  | 88.2  | 85.6  | 88.5  | 90.0 |  |
| 21   | Tiere (zur Schlachtung und für den Export) | Animals (for slaughter and export) | Animaux (boucherie et exportation) | 88.3      | 86.3  | 85.8  | 84.9  | 86.8  | 91.6  | 88.5  | 85.7  | 85.1  | 87.7  | 83.0  | 87.6  | 88.1 |  |
| 21A  | Kälber                                     | Calves                             | Veaux                              | 106.7     | 100.0 | 104.2 | 108.3 | 111.6 | 111.6 | 102.6 | 104.2 | 99.2  | 98.4  | 96.7  | 99.2  | 98.4 |  |
| 21B  | Rinder ohne Kälber                         | Cattle excluding calves            | Bovins sans veaux                  | 96.2      | 94.7  | 91.5  | 90.2  | 88.3  | 88.8  | 89.6  | 89.2  | 89.2  | 87.3  | 84.1  | 83.3  | 82.0 |  |
| 21C  | Schweine                                   | Pigs                               | Porcs                              | 81.1      | 79.4  | 78.5  | 78.5  | 80.2  | 88.6  | 85.7  | 81.4  | 81.7  | 87.7  | 81.1  | 88.6  | 89.2 |  |
| 21D  | Schafe und Lämmer                          | Sheep and lambs                    | Moutons et agneaux                 | 95.0      | 100.5 | 103.9 | 106.3 | 106.3 | 110.4 | 108.2 | 108.9 | 105.9 | 100.1 | 96.4  | 93.6  | 95.5 |  |
| 21E  | Geflügel                                   | Poultry                            | Volailles                          | 88.6      | 88.2  | 87.6  | 85.4  | 83.4  | 83.5  | 80.4  | 75.4  | 75.8  | 75.1  | 73.2  | 75.9  | 79.0 |  |
| 21E1 | Masthähnchen                               | Chickens                           | Poulets                            | 87.7      | 87.2  | 86.5  | 84.1  | 81.8  | 82.0  | 78.6  | 73.1  | 73.8  | 73.2  | 71.3  | 74.4  | 77.9 |  |
| 21E2 | Sonstiges Geflügel                         | Other poultry                      | Autres volailles                   | 96.0      | 96.0  | 96.0  | 96.0  | 96.0  | 95.0  | 95.0  | 94.0  | 91.7  | 90.2  | 88.1  | 88.1  | 88.1 |  |
| 21F  | Sonstige Tiere                             | Other animals                      | Autres animaux                     | 86.9      | 89.9  | 89.8  | 90.0  | 86.9  | 87.3  | 85.1  | 86.3  | 79.8  | 73.2  | 71.3  | 68.4  | 78.7 |  |
| 22   | Milch                                      | Milk                               | Lait                               | 96.9      | 99.6  | 100.1 | 99.5  | 97.6  | 96.0  | 95.7  | 94.3  | 93.2  | 92.1  | 91.2  | 90.5  | 92.7 |  |
| 22A  | Kuhmilch                                   | Cow's milk                         | Lait de vache                      | 96.9      | 99.6  | 100.1 | 99.5  | 97.6  | 96.0  | 95.7  | 94.3  | 93.2  | 92.1  | 91.2  | 90.5  | 92.7 |  |
| 22B  | Sonstige Milch                             | Other milk                         | Autres laits                       | -         | -     | -     | -     | -     | -     | -     | -     | -     | -     | -     | -     | -    |  |
| 23   | Eier                                       | Eggs                               | Oeufs                              | 72.8      | 73.4  | 72.4  | 61.8  | 75.8  | 82.5  | 77.9  | 62.9  | 61.2  | 63.7  | 55.0  | 80.2  | 89.7 |  |
| 24   | Sonstige tierische Erzeugnisse             | Other animal products              | Autres produits animaux            | 115.5     | 33.4  | 79.4  | 75.7  | 44.5  | 44.5  | 71.5  | 80.7  | 65.1  | 89.8  | 170.1 | 105.3 | 94.7 |  |



## NOMINALE PREISINDIZES / NOMINAL PRICE INDICES / INDICES DES PRIX NOMINAUX

1990 = 100 (ohne MwSt / excluding VAT / TVA exclue)

## ÖSTERREICH

|      |  |                                    | 1994                               |       |       |       | 1995  |      |      |      |      |      |      |      |      |
|------|--|------------------------------------|------------------------------------|-------|-------|-------|-------|------|------|------|------|------|------|------|------|
|      |  |                                    | sep                                | oct   | nov   | dec   | jan   | feb  | mar  | apr  | mai  | jun  | jul  | aug  | sep  |
| 2    | TIERE UND TIERISCHE ERZEUGNISSE            | ANIMALS AND ANIMAL PRODUCTS        | ANIMAUX ET PRODUITS ANIMAUX        | 98.7  | 98.8  | 98.8  | 98.8  | 78.0 | 78.0 | 78.0 | 76.9 | 76.9 | 74.2 | 74.2 | 74.2 |
| 21   | Tiere (zur Schlachtung und für den Export) | Animals (for slaughter and export) | Animaux (boucherie et exportation) | 96.1  | 95.0  | 95.0  | 95.0  | 81.7 | 81.7 | 81.7 | 79.2 | 79.2 | 75.0 | 75.0 | 75.0 |
| 21A  | Kälber                                     | Calves                             | Veaux                              | 98.2  | 97.1  | 97.1  | 97.1  | 88.8 | 88.8 | 88.8 | 90.1 | 90.1 | 88.8 | 88.8 | 88.8 |
| 21B  | Rinder ohne Kälber                         | Cattle excluding calves            | Bovins sans veaux                  | 94.5  | 92.8  | 92.8  | 92.8  | 84.3 | 84.3 | 84.3 | 81.7 | 81.7 | 74.8 | 74.8 | 74.8 |
| 21C  | Schweine                                   | Pigs                               | Porcs                              | 97.2  | 96.6  | 96.6  | 96.6  | 79.7 | 79.7 | 79.7 | 77.0 | 77.0 | 74.6 | 74.6 | 74.6 |
| 21D  | Schafe und Lämmer                          | Sheep and lambs                    | Moutons et agneaux                 | -     | -     | -     | -     | -    | -    | -    | -    | -    | -    | -    | -    |
| 21E  | Geflügel                                   | Poultry                            | Volailles                          | 99.3  | 99.3  | 99.3  | 99.3  | 66.1 | 66.1 | 66.1 | 62.4 | 62.4 | 61.9 | 61.9 | 61.9 |
| 21E1 | Masthähnchen                               | Chickens                           | Poulets                            | 99.3  | 99.3  | 99.3  | 99.3  | 66.1 | 66.1 | 66.1 | 62.4 | 62.4 | 61.9 | 61.9 | 61.9 |
| 21E2 | Sonstiges Geflügel                         | Other poultry                      | Autres volailles                   | -     | -     | -     | -     | -    | -    | -    | -    | -    | -    | -    | -    |
| 21F  | Sonstige Tiere                             | Other animals                      | Autres animaux                     | -     | -     | -     | -     | -    | -    | -    | -    | -    | -    | -    | -    |
| 22   | Milch                                      | Milk                               | Lait                               | 104.8 | 106.3 | 106.3 | 106.3 | 71.1 | 71.1 | 71.1 | 72.7 | 72.7 | 72.8 | 72.8 | 72.8 |
| 22A  | Kuhmilch                                   | Cow's milk                         | Lait de vache                      | 104.8 | 106.3 | 106.3 | 106.3 | 71.1 | 71.1 | 71.1 | 72.7 | 72.7 | 72.8 | 72.8 | 72.8 |
| 22B  | Sonstige Milch                             | Other milk                         | Autres laits                       | -     | -     | -     | -     | -    | -    | -    | -    | -    | -    | -    | -    |
| 23   | Eier                                       | Eggs                               | Oeufs                              | 87.5  | 91.8  | 91.8  | 91.8  | 79.1 | 79.1 | 79.1 | 76.9 | 76.9 | 73.0 | 73.0 | 73.0 |
| 24   | Sonstige tierische Erzeugnisse             | Other animal products              | Autres produits animaux            | -     | -     | -     | -     | -    | -    | -    | -    | -    | -    | -    | -    |



## NOMINALE PREISINDIZES / NOMINAL PRICE INDICES / INDICES DES PRIX NOMINAUX

1990 = 100 (ohne MwSt / excluding VAT / TVA exclue)

## PORTUGAL

|      |  |                                    | 1994                               |       |       |       | 1995  |       |       |       |       |       |       |       |       |       |
|------|--|------------------------------------|------------------------------------|-------|-------|-------|-------|-------|-------|-------|-------|-------|-------|-------|-------|-------|
|      |  |                                    | sep                                | oct   | nov   | dec   | jan   | feb   | mar   | apr   | mai   | jun   | jul   | aug   | sep   |       |
| 2    | TIERE UND TIERISCHE ERZEUGNISSE            | ANIMALS AND ANIMAL PRODUCTS        | ANIMAUX ET PRODUITS ANIMAUX        | 95.8  | 90.8  | 89.8  | 91.1  | 96.4  | 97.4  | 98.1  | 96.8  | 97.5  | 96.6  | 97.5  | 100.7 | 99.1  |
| 21   | Tiere (zur Schlachtung und für den Export) | Animals (for slaughter and export) | Animaux (boucherie et exportation) | 97.4  | 90.0  | 89.2  | 91.7  | 93.6  | 96.2  | 97.1  | 95.0  | 96.6  | 95.0  | 95.4  | 99.4  | 95.7  |
| 21A  | Kälber                                     | Calves                             | Veaux                              | 119.2 | 119.2 | 119.2 | 119.5 | 119.5 | 119.5 | 118.8 | 118.8 | 118.8 | 118.8 | 118.8 | 118.8 | 118.8 |
| 21B  | Rinder ohne Kälber                         | Cattle excluding calves            | Bovins sans veaux                  | 95.7  | 95.4  | 96.3  | 97.0  | 96.8  | 96.5  | 95.5  | 94.5  | 92.2  | 86.7  | 83.3  | 81.0  | 83.0  |
| 21C  | Schweine                                   | Pigs                               | Porcs                              | 95.2  | 83.5  | 83.2  | 85.5  | 88.8  | 89.7  | 89.7  | 87.4  | 97.9  | 102.1 | 100.5 | 100.7 | 94.7  |
| 21D  | Schafe und Lämmer                          | Sheep and lambs                    | Moutons et agneaux                 | 118.0 | 116.7 | 121.3 | 127.5 | 123.3 | 113.7 | 110.8 | 112.3 | 107.1 | 108.8 | 112.6 | 118.4 | 119.1 |
| 21E  | Geflügel                                   | Poultry                            | Volailles                          | 73.8  | 56.8  | 47.6  | 53.0  | 60.2  | 81.4  | 91.3  | 84.6  | 75.3  | 62.5  | 74.2  | 101.3 | 87.7  |
| 21E1 | Masthähnchen                               | Chickens                           | Poulets                            | 81.4  | 60.7  | 48.8  | 55.1  | 66.3  | 92.1  | 103.6 | 95.9  | 85.3  | 69.1  | 82.7  | 115.6 | 98.0  |
| 21E2 | Sonstiges Geflügel                         | Other poultry                      | Autres volailles                   | 41.2  | 40.2  | 42.6  | 43.7  | 34.1  | 35.4  | 38.4  | 36.1  | 32.1  | 34.1  | 37.7  | 39.7  | 43.2  |
| 21F  | Sonstige Tiere                             | Other animals                      | Autres animaux                     | 157.0 | 157.0 | 157.0 | 157.0 | 157.0 | 157.0 | 157.0 | 157.0 | 157.0 | 157.0 | 157.0 | 157.0 | 157.0 |
| 22   | Milch                                      | Milk                               | Lait                               | 91.5  | 91.5  | 91.5  | 91.5  | 107.4 | 107.4 | 107.4 | 107.4 | 107.4 | 107.4 | 107.4 | 107.4 | 107.4 |
| 22A  | Kuhmilch                                   | Cow's milk                         | Lait de vache                      | 102.9 | 102.9 | 102.9 | 102.9 | 101.7 | 101.7 | 101.7 | 101.7 | 101.7 | 101.7 | 101.7 | 101.7 | 101.7 |
| 22B  | Sonstige Milch                             | Other milk                         | Autres laits                       | 21.6  | 21.6  | 21.6  | 21.6  | 142.5 | 142.5 | 142.5 | 142.5 | 142.5 | 142.5 | 142.5 | 142.5 | 142.5 |
| 23   | Eier                                       | Eggs                               | Oeufs                              | 85.8  | 82.7  | 76.9  | 73.0  | 72.6  | 63.8  | 64.9  | 65.7  | 61.3  | 63.7  | 70.8  | 79.8  | 89.9  |
| 24   | Sonstige tierische Erzeugnisse             | Other animal products              | Autres produits animaux            | 143.2 | 143.2 | 143.2 | 143.2 | 141.4 | 141.4 | 141.4 | 141.4 | 141.4 | 141.4 | 141.4 | 141.4 | 141.4 |





## NOMINALE PREISINDIZES / NOMINAL PRICE INDICES / INDICES DES PRIX NOMINAUX

1990 = 100 (ohne MwSt / excluding VAT / TVA exclue)

## SUOMI/FINLAND

|      |  |                                    |                                    | 1994  |       |       |       |      | 1995 |      |      |      |      |      |      |      |
|------|--|------------------------------------|------------------------------------|-------|-------|-------|-------|------|------|------|------|------|------|------|------|------|
|      |  |                                    |                                    | sep   | oct   | nov   | dec   | jan  | feb  | mar  | apr  | mai  | jun  | jul  | aug  | sep  |
| 2    | TIERE UND TIERISCHE ERZEUGNISSE            | ANIMALS AND ANIMAL PRODUCTS        | ANIMAUX ET PRODUITS ANIMAUX        | 99.6  | 99.9  | 100.0 | 99.6  | 81.5 | 80.4 | 77.7 | 74.1 | 72.2 | 71.5 | 71.5 | 73.7 | 76.1 |
| 21   | Tiere (zur Schlachtung und für den Export) | Animals (for slaughter and export) | Animaux (boucherie et exportation) | 91.4  | 91.0  | 91.8  | 91.5  | 69.7 | 69.9 | 69.2 | 67.0 | 63.6 | 63.7 | 63.7 | 62.4 | 60.5 |
| 21A  | Kälber                                     | Calves                             | Veaux                              | 104.4 | 105.6 | 98.2  | 101.6 | 57.3 | 49.6 | 61.8 | 61.4 | 54.0 | 50.5 | 53.7 | 55.8 | 53.1 |
| 21B  | Rinder ohne Kälber                         | Cattle excluding calves            | Bovins sans veaux                  | 93.1  | 92.7  | 94.3  | 93.3  | 81.6 | 80.4 | 78.6 | 73.9 | 67.2 | 66.2 | 65.0 | 62.6 | 59.3 |
| 21C  | Schweine                                   | Pigs                               | Porcs                              | 89.7  | 89.4  | 89.7  | 90.3  | 57.6 | 59.2 | 59.7 | 60.2 | 60.0 | 61.3 | 62.7 | 62.4 | 61.5 |
| 21D  | Schafe und Lämmer                          | Sheep and lambs                    | Moutons et agneaux                 | 86.9  | 85.1  | 80.1  | 77.1  | 49.8 | 50.1 | 51.4 | 52.2 | 46.3 | 47.3 | 50.2 | 47.0 | 56.3 |
| 21E  | Geflügel                                   | Poultry                            | Volailles                          | 91.4  | 90.2  | 88.1  | 88.4  | 61.4 | 62.4 | 62.7 | 61.1 | 62.5 | 62.5 | 63.4 | 64.3 | 64.2 |
| 21E1 | Masthähnchen                               | Chickens                           | Poulets                            | 91.4  | 90.2  | 88.1  | 88.4  | 61.4 | 62.4 | 62.7 | 61.1 | 62.5 | 62.5 | 63.4 | 64.3 | 64.2 |
| 21E2 | Sonstiges Geflügel                         | Other poultry                      | Autres volailles                   | 91.4  | 90.2  | 88.1  | 88.4  | 61.4 | 62.4 | 62.7 | 61.1 | 62.5 | 62.5 | 63.4 | 64.3 | 64.2 |
| 21F  | Sonstige Tiere                             | Other animals                      | Autres animaux                     | 55.1  | 55.2  | 54.0  | 52.1  | 31.8 | 31.1 | 31.1 | 31.3 | 30.5 | 30.2 | 31.3 | 30.7 | 30.5 |
| 22   | Milch                                      | Milk                               | Lait                               | 108.7 | 110.2 | 110.1 | 109.9 | 96.4 | 93.4 | 88.2 | 83.5 | 83.5 | 82.3 | 82.2 | 87.2 | 93.6 |
| 22A  | Kuhmilch                                   | Cow's milk                         | Lait de vache                      | 108.7 | 110.2 | 110.1 | 109.9 | 96.4 | 93.4 | 88.2 | 83.5 | 83.5 | 82.3 | 82.2 | 87.2 | 93.6 |
| 22B  | Sonstige Milch                             | Other milk                         | Autres laits                       | -     | -     | -     | -     | -    | -    | -    | -    | -    | -    | -    | -    | -    |
| 23   | Eier                                       | Eggs                               | Oeufs                              | 85.7  | 81.9  | 78.1  | 74.0  | 44.7 | 50.3 | 52.7 | 47.6 | 40.5 | 39.1 | 38.7 | 45.3 | 49.5 |
| 24   | Sonstige tierische Erzeugnisse             | Other animal products              | Autres produits animaux            | 97.8  | 97.8  | 97.8  | 97.8  | 97.8 | 97.8 | 97.8 | 97.8 | 97.8 | 97.8 | 97.8 | 97.8 | 83.6 |



## NOMINALE PREISINDIZES / NOMINAL PRICE INDICES / INDICES DES PRIX NOMINAUX

1990 = 100 (ohne MwSt / excluding VAT / TVA exclue)

## SVERIGE

|      |  |                                    |                                    | 1994  |       |       |       | 1995  |       |       |       |       |       |       |       |       |
|------|--|------------------------------------|------------------------------------|-------|-------|-------|-------|-------|-------|-------|-------|-------|-------|-------|-------|-------|
|      |  |                                    |                                    | sep   | oct   | nov   | dec   | jan   | feb   | mar   | apr   | mai   | jun   | jul   | aug   | sep   |
| 2    | TIERE UND TIERISCHE ERZEUGNISSE            | ANIMALS AND ANIMAL PRODUCTS        | ANIMAUX ET PRODUITS ANIMAUX        | 99.8  | 99.9  | 98.8  | 96.6  | 95.4  | 96.8  | 97.0  | 97.1  | 95.8  | 94.7  | 95.5  | 95.2  | 95.5  |
| 21   | Tiere (zur Schlachtung und für den Export) | Animals (for slaughter and export) | Animaux (boucherie et exportation) | 101.9 | 100.7 | 96.8  | 92.5  | 88.9  | 91.3  | 92.8  | 92.1  | 91.1  | 90.8  | 91.5  | 90.9  | 91.6  |
| 21A  | Kälber                                     | Calves                             | Veaux                              | 107.6 | 105.5 | 103.5 | 108.2 | 108.9 | 109.5 | 109.4 | 108.8 | 108.4 | 108.2 | 107.7 | 105.4 | 105.7 |
| 21B  | Rinder ohne Kälber                         | Cattle excluding calves            | Bovins sans veaux                  | 104.2 | 99.8  | 94.3  | 93.0  | 93.1  | 95.8  | 96.7  | 95.8  | 96.0  | 96.2  | 97.3  | 96.5  | 93.4  |
| 21C  | Schweine                                   | Pigs                               | Porcs                              | 102.7 | 104.0 | 101.0 | 93.1  | 85.7  | 88.2  | 90.5  | 89.8  | 87.8  | 87.0  | 87.5  | 87.7  | 91.7  |
| 21D  | Schafe und Lämmer                          | Sheep and lambs                    | Moutons et agneaux                 | 83.5  | 78.6  | 75.3  | 83.5  | 97.0  | 98.1  | 99.6  | 100.9 | 100.8 | 99.6  | 95.2  | 75.2  | 68.0  |
| 21E  | Geflügel                                   | Poultry                            | Volailles                          | 81.6  | 81.8  | 80.9  | 81.8  | 79.8  | 79.2  | 79.1  | 79.1  | 79.2  | 79.2  | 79.2  | 79.4  | 79.6  |
| 21E1 | Masthähnchen                               | Chickens                           | Poulets                            | 81.6  | 81.8  | 80.9  | 81.8  | 79.8  | 79.2  | 79.1  | 79.1  | 79.2  | 79.2  | 79.2  | 79.4  | 79.6  |
| 21E2 | Sonstiges Geflügel                         | Other poultry                      | Autres volailles                   | -     | -     | -     | -     | -     | -     | -     | -     | -     | -     | -     | -     | -     |
| 21F  | Sonstige Tiere                             | Other animals                      | Autres animaux                     | 68.3  | 68.3  | 64.4  | 56.6  | 56.6  | 56.6  | 56.6  | 56.6  | 56.6  | 56.6  | 56.6  | 56.6  | 56.6  |
| 22   | Milch                                      | Milk                               | Lait                               | 98.2  | 99.3  | 100.2 | 99.6  | 100.6 | 101.5 | 101.1 | 102.0 | 100.5 | 99.5  | 100.5 | 100.7 | 101.1 |
| 22A  | Kuhmilch                                   | Cow's milk                         | Lait de vache                      | 98.2  | 99.3  | 100.2 | 99.6  | 100.6 | 101.5 | 101.1 | 102.0 | 100.5 | 99.5  | 100.5 | 100.7 | 101.1 |
| 22B  | Sonstige Milch                             | Other milk                         | Autres laits                       | -     | -     | -     | -     | -     | -     | -     | -     | -     | -     | -     | -     | -     |
| 23   | Eier                                       | Eggs                               | Oeufs                              | 98.3  | 99.1  | 100.9 | 100.2 | 97.3  | 95.2  | 91.5  | 90.0  | 87.9  | 79.9  | 79.2  | 76.8  | 74.1  |
| 24   | Sonstige tierische Erzeugnisse             | Other animal products              | Autres produits animaux            | -     | -     | -     | -     | -     | -     | -     | -     | -     | -     | -     | -     | -     |



## NOMINALE PREISINDIZES / NOMINAL PRICE INDICES / INDICES DES PRIX NOMINAUX

1990 = 100 (ohne MwSt / excluding VAT / TVA exclue)

## UNITED KINGDOM

|      |  |                                    |                                    | 1994  |       |       |       |       | 1995  |       |       |       |       |       |       |       |
|------|--|------------------------------------|------------------------------------|-------|-------|-------|-------|-------|-------|-------|-------|-------|-------|-------|-------|-------|
|      |  |                                    |                                    | sep   | oct   | nov   | dec   | jan   | feb   | mar   | apr   | mai   | jun   | jul   | aug   | sep   |
| 2    | TIERE UND TIERISCHE ERZEUGNISSE            | ANIMALS AND ANIMAL PRODUCTS        | ANIMAUX ET PRODUITS ANIMAUX        | 109.8 | 108.4 | 110.9 | 111.7 | 113.1 | 114.1 | 115.9 | 116.5 | 115.7 | 114.8 | 114.6 | 113.5 | 117.1 |
| 21   | Tiere (zur Schlachtung und für den Export) | Animals (for slaughter and export) | Animaux (boucherie et exportation) | 102.7 | 100.8 | 104.9 | 106.6 | 109.7 | 111.6 | 114.7 | 116.1 | 114.8 | 113.2 | 108.9 | 107.1 | 112.9 |
| 21A  | Kälber                                     | Calves                             | Veaux                              | 153.4 | 105.6 | 105.6 | 105.6 | 125.7 | 125.7 | 125.7 | 151.4 | 151.4 | 151.4 | 188.8 | 118.8 | 118.8 |
| 21B  | Rinder ohne Kälber                         | Cattle excluding calves            | Bovins sans veaux                  | 108.7 | 108.8 | 108.3 | 112.2 | 113.2 | 114.2 | 115.5 | 117.5 | 116.1 | 117.9 | 114.9 | 113.3 | 118.3 |
| 21C  | Schweine                                   | Pigs                               | Porcs                              | 89.0  | 88.9  | 89.5  | 91.5  | 92.3  | 97.6  | 103.5 | 104.1 | 105.9 | 108.6 | 104.8 | 104.2 | 110.7 |
| 21D  | Schafe und Lämmer                          | Sheep and lambs                    | Moutons et agneaux                 | 106.4 | 99.0  | 129.5 | 129.8 | 145.6 | 149.1 | 157.5 | 157.2 | 148.3 | 126.9 | 109.6 | 106.8 | 122.0 |
| 21E  | Geflügel                                   | Poultry                            | Volailles                          | 101.6 | 99.5  | 99.3  | 97.4  | 97.8  | 96.7  | 97.0  | 97.8  | 98.1  | 98.1  | 97.3  | 97.7  | 98.3  |
| 21E1 | Masthähnchen                               | Chickens                           | Poulets                            | 100.0 | 96.9  | 96.7  | 94.0  | 93.6  | 93.0  | 92.7  | 94.1  | 94.3  | 94.2  | 93.1  | 93.7  | 94.4  |
| 21E2 | Sonstiges Geflügel                         | Other poultry                      | Autres volailles                   | 105.7 | 106.1 | 105.9 | 106.0 | 108.2 | 106.0 | 107.8 | 107.0 | 107.7 | 107.7 | 107.8 | 107.5 | 107.9 |
| 21F  | Sonstige Tiere                             | Other animals                      | Autres animaux                     | -     | -     | -     | -     | -     | -     | -     | -     | -     | -     | -     | -     | -     |
| 22   | Milch                                      | Milk                               | Lait                               | 124.1 | 122.0 | 122.0 | 122.0 | 122.0 | 122.0 | 122.0 | 122.0 | 122.0 | 122.0 | 128.2 | 128.2 | 128.2 |
| 22A  | Kuhmilch                                   | Cow's milk                         | Lait de vache                      | 124.1 | 122.0 | 122.0 | 122.0 | 122.0 | 122.0 | 122.0 | 122.0 | 122.0 | 122.0 | 128.2 | 128.2 | 128.2 |
| 22B  | Sonstige Milch                             | Other milk                         | Autres laits                       | -     | -     | -     | -     | -     | -     | -     | -     | -     | -     | -     | -     | -     |
| 23   | Eier                                       | Eggs                               | Oeufs                              | 99.4  | 97.7  | 99.4  | 96.6  | 92.1  | 91.1  | 91.4  | 88.3  | 85.3  | 85.5  | 83.9  | 84.3  | 88.3  |
| 24   | Sonstige tierische Erzeugnisse             | Other animal products              | Autres produits animaux            | 46.0  | 109.5 | 110.8 | 111.6 | 105.4 | 105.4 | 105.4 | 106.4 | 122.6 | 122.6 | 122.6 | 122.6 | 122.6 |

## NOMINALE PREISINDIZES / NOMINAL PRICE INDICES / INDICES DES PRIX NOMINAUX

1990 = 100 (ohne MwSt / excluding VAT / TVA exclue)

EUR 15


|      |  |  | 1994  | 1994  | 1994  | 1994  | 1995  | 1995  | 1995  | 1995  | 1995  | 1995  | 1995  | 1995  | 1995  |       |
|------|--|--|---|-------|-------|-------|-------|-------|-------|-------|-------|-------|-------|-------|-------|-------|
|      |  |  | sep   | oct   | nov   | dec   | jan   | feb   | mar   | apr   | mai   | jun   | jul   | aug   | sep   |       |
| 0    | INSGESAMT                                      | TOTAL  | TOTAL   | 102.5 | 102.7 | 101.7 | 102.8 | 106.9 | 107.9 | 108.4 | 106.9 | 105.8 | 103.7 | 101.3 | 102.2 | 104.4 |
| (0)  | INSGESAMT (ohne Obst und Gemüse)               | TOTAL (excl. fruit and vegetables)                   | TOTAL (sans fruits et légumes)                        | 100.8 | 101.6 | 101.6 | 102.6 | 104.0 | 106.2 | 105.7 | 105.2 | 103.8 | 101.8 | 99.8  | 101.6 | 103.6 |
| 1    | PFLANZLICHE ERZEUGNISSE                        | CROP PRODUCTS  | PRODUITS VEGETAUX                                     | 103.0 | 104.2 | 102.1 | 104.9 | 114.8 | 115.5 | 116.8 | 115.1 | 113.7 | 109.7 | 105.4 | 104.8 | 107.5 |
| (1)  | PFLANZLICHE ERZEUGNISSE (ohne Obst und Gemüse) | CROP PRODUCTS (excl. fruit and vegetables)           | PRODUITS VEGETAUX (sans fruits et légumes)            | 98.8  | 101.9 | 102.0 | 105.4 | 110.7 | 114.5 | 113.5 | 114.4 | 112.0 | 107.3 | 103.5 | 104.3 | 106.8 |
| 11   | Getreide und Reis                              | Cereals and rice                                     | Céréales et riz                                       | 87.4  | 88.9  | 90.2  | 91.3  | 91.3  | 91.7  | 92.0  | 93.1  | 94.1  | 95.2  | 93.0  | 91.7  | 91.9  |
| 11A  | Weichweizen                                    | Soft wheat   | Blé tendre  | 84.9  | 86.9  | 88.0  | 89.0  | 88.8  | 89.1  | 88.8  | 89.8  | 91.2  | 92.1  | 86.8  | 84.2  | 85.9  |
| 11B  | Hartweizen                                     | Durum wheat  | Blé dur   | 81.5  | 84.2  | 85.8  | 88.3  | 91.6  | 92.0  | 92.8  | 93.1  | 90.2  | 90.2  | 92.8  | 93.3  | 95.8  |
| 11C  | Futtergerste                                   | Feeding barley                                       | Orge fourragère                                       | 88.0  | 89.6  | 91.0  | 92.2  | 91.2  | 91.3  | 91.3  | 91.9  | 92.3  | 91.4  | 87.3  | 86.9  | 88.3  |
| 11D  | Braugerste                                     | Malting barley                                       | Orge de brasserie                                     | 91.3  | 93.3  | 94.3  | 95.7  | 96.9  | 97.6  | 97.0  | 97.1  | 97.8  | 96.7  | 98.7  | 100.6 | 102.4 |
| 11E  | Hafer  | Oats   | Avoine  | 87.4  | 89.2  | 89.2  | 89.1  | 74.6  | 75.0  | 75.1  | 75.6  | 77.3  | 77.5  | 77.1  | 77.7  | 78.2  |
| 11F  | Körnermais                                     | Grain-maize  | Maïs-grain  | 87.0  | 86.3  | 88.4  | 89.0  | 90.2  | 91.7  | 93.7  | 96.0  | 97.5  | 102.6 | 106.1 | 105.3 | 98.4  |
| 11G  | Rohreis  | Paddy rice   | Riz non décortiqué                                    | 137.2 | 137.8 | 138.9 | 141.2 | 140.8 | 140.3 | 142.3 | 147.5 | 155.7 | 157.2 | 158.1 | 158.6 | 157.0 |
| 11H  | Sonstiges Getreide                             | Others   | Autres  | 78.1  | 79.3  | 79.4  | 80.6  | 75.6  | 75.9  | 76.6  | 75.5  | 78.4  | 77.2  | 72.5  | 66.3  | 66.7  |
| 12   | Hackfrüchte                                    | Root crops   | Plantes sarclées                                      | 121.2 | 125.0 | 129.1 | 133.9 | 154.8 | 171.4 | 171.7 | 179.1 | 172.1 | 140.0 | 119.1 | 114.3 | 117.1 |
| 12A  | Speisekartoffeln                               | Potatoes for consumption                             | Pommes de terre de consommation                       | 143.2 | 148.7 | 157.5 | 167.8 | 214.7 | 251.5 | 252.2 | 268.5 | 253.1 | 181.8 | 130.8 | 119.5 | 128.7 |
| 12A1 | Frühkartoffeln                                 | Early potatoes                                       | Pommes de terre hâtives                               | 30.1  | -     | -     | -     | -     | -     | 9.4   | 66.7  | 126.8 | 159.0 | 70.9  | 20.9  | 19.3  |
| 12A2 | Übrige Kartoffeln (Lager)                      | Main-crop potatoes                                   | Autres pommes de terre                                | 112.8 | 145.8 | 155.5 | 168.2 | 214.9 | 251.0 | 256.8 | 276.0 | 259.9 | 85.2  | 64.6  | 90.8  | 105.2 |
| 12B  | Zuckerrüben                                    | Sugar beet   | Betteraves sucrières                                  | 103.9 | 106.6 | 106.8 | 106.9 | 106.5 | 106.3 | 106.4 | 106.4 | 106.4 | 106.7 | 111.0 | 111.8 | 109.0 |
| 12C  | Sonstige Hackfrüchte                           | Others   | Autres  | 91.5  | 90.2  | 90.2  | 90.3  | 89.7  | 89.8  | 89.6  | 89.7  | 89.6  | 89.4  | 87.6  | 86.5  | 86.8  |
| 13   | Obst   | Fruit  | Fruits  | 102.0 | 109.1 | 106.0 | 108.2 | 113.3 | 111.9 | 118.2 | 113.3 | 124.9 | 128.1 | 126.8 | 111.7 | 106.0 |
| 13A  | Frischobst                                     | Fresh fruit  | Fruits frais  | 100.3 | 105.2 | 103.9 | 107.4 | 109.5 | 107.8 | 110.0 | 111.3 | 124.7 | 127.0 | 123.6 | 110.3 | 103.1 |
| 13B  | Trockenfrüchte                                 | Nuts and dried fruit                                 | Fruits secs   | 146.5 | 146.3 | 146.9 | 148.4 | 149.9 | 148.4 | 150.0 | 148.6 | 158.5 | 158.6 | 181.8 | 180.8 | 176.3 |
| 13B1 | Nüsse  | Nuts   | Fruits à coque  | 152.3 | 161.2 | 169.8 | 157.3 | 167.5 | 155.5 | 157.7 | 155.7 | 169.4 | 166.9 | 199.5 | 198.4 | 188.4 |
| 13B2 | Getrocknetes Obst                              | Dried fruit  | Fruits séchés   | 149.2 | 158.2 | 153.0 | 153.3 | 153.3 | 153.3 | 153.3 | 153.3 | 153.3 | 153.3 | 153.3 | 153.3 | 165.4 |
| 14   | Frischgemüse                                   | Fresh vegetables                                     | Légumes frais   | 121.3 | 109.4 | 101.0 | 100.0 | 131.4 | 120.9 | 128.7 | 118.1 | 112.0 | 107.5 | 97.1  | 102.9 | 111.2 |
| 15   | Weinmost/Wein                                  | Wine must/Wine                                       | Moût/Vin  | 92.9  | 97.0  | 99.9  | 102.1 | 103.6 | 107.1 | 109.5 | 107.4 | 106.9 | 107.0 | 107.4 | 109.5 | 110.4 |
| 15A  | Weinmost                                       | Wine must  | Moût  | 105.9 | 113.1 | 113.7 | 114.6 | 114.7 | 114.9 | 114.2 | 113.6 | 113.5 | 113.5 | 113.5 | 113.5 | 116.1 |
| 15B  | Wein   | Wine   | Vin   | 92.0  | 96.0  | 99.0  | 101.3 | 102.9 | 106.6 | 109.2 | 107.0 | 106.5 | 106.6 | 107.0 | 109.3 | 110.0 |
| 15B1 | Tafelwein                                      | Table wine   | Vin de table  | 85.9  | 88.8  | 91.1  | 93.3  | 94.6  | 95.9  | 96.8  | 96.7  | 97.5  | 97.7  | 98.5  | 98.4  | 100.1 |
| 15B2 | Qualitätswein                                  | Quality wine   | Vin de qualité  | 80.2  | 81.5  | 84.9  | 86.7  | 86.5  | 87.8  | 87.6  | 87.1  | 88.0  | 88.6  | 89.2  | 89.8  | 89.8  |
| 16   | Oliven und Olivenöl                            | Olives and olive oil                                 | Olives et huile d'olives                              | 134.3 | 136.0 | 134.2 | 132.0 | 140.6 | 146.8 | 149.1 | 151.6 | 155.4 | 156.3 | 157.7 | 168.9 | 171.0 |
| 17   | Saatgut  | Seeds  | Semences  | 105.6 | 102.6 | 103.7 | 110.0 | 106.4 | 111.9 | 112.4 | 121.0 | 106.6 | 125.0 | 103.6 | 114.4 | 114.6 |
| 18   | Blumen, Zierpflanzen und Baumschulerzeugnisse  | Flowers, ornamental plants and tree-nursery products | Fleurs, plantes ornementales et produits de pépinière | 107.3 | 116.2 | 104.7 | 120.0 | 131.4 | 134.7 | 119.8 | 119.4 | 107.3 | 98.9  | 97.4  | 102.6 | 113.7 |
| 19   | Sonstige pflanzliche Erzeugnisse               | Other crop products                                  | Autres produits végétaux                              | 87.4  | 88.0  | 89.3  | 89.1  | 90.7  | 89.7  | 91.4  | 88.9  | 88.1  | 88.5  | 89.4  | 89.2  | 91.2  |
| 19A  | Hülsenfrüchte                                  | Pulses   | Légumes secs  | 67.4  | 73.1  | 73.0  | 73.0  | 91.5  | 88.1  | 88.5  | 88.7  | 85.7  | 85.9  | 92.6  | 87.2  | 94.3  |
| 19B  | Ölsaaten                                       | Oilseeds   | Graines oléagineuses                                  | 64.3  | 63.4  | 64.4  | 64.6  | 63.5  | 62.7  | 62.8  | 61.8  | 61.9  | 62.4  | 62.5  | 60.3  | 60.4  |
| 19C  | Rohtabak                                       | Raw tobacco  | Tabac brut  | 117.4 | 118.6 | 121.4 | 119.9 | 111.7 | 111.4 | 119.4 | 109.7 | 109.7 | 109.7 | 109.7 | 121.0 | 121.0 |
| 19D  | Baumwolle                                      | Cotton   | Coton   | 163.9 | 162.9 | 163.0 | 163.0 | 162.5 | 162.1 | 165.6 | 162.1 | 162.1 | 162.1 | 162.1 | 165.6 | 169.9 |
| 19E  | Sonstige                                       | Others   | Autres  | 103.9 | 104.4 | 108.3 | 108.2 | 110.5 | 111.3 | 112.2 | 108.4 | 105.7 | 107.1 | 104.5 | 102.5 | 106.3 |

## NOMINALE PREISINDIZES / NOMINAL PRICE INDICES / INDICES DES PRIX NOMINAUX

1990 = 100 (ohne MwSt / excluding VAT / TVA exclus)

EUR 15

|      |  |                                    |                                    | EUR 15 |       |       |       |       |       |       |       |       |       |       |       |       |
|------|--|------------------------------------|------------------------------------|--------|-------|-------|-------|-------|-------|-------|-------|-------|-------|-------|-------|-------|
|      |  |                                    |                                    | 1994   |       |       |       |       | 1995  |       |       |       |       |       |       |       |
|      |  |                                    |                                    | sep    | oct   | nov   | dec   | jan   | feb   | mar   | apr   | mai   | jun   | jul   | aug   | sep   |
| 2    | TIERE UND TIERISCHE ERZEUGNISSE            | ANIMALS AND ANIMAL PRODUCTS        | ANIMAUX ET PRODUITS ANIMAUX        | 102.0  | 101.3 | 101.4 | 100.8 | 99.7  | 100.8 | 100.7 | 99.3  | 98.5  | 98.2  | 97.5  | 99.9  | 101.5 |
| 21   | Tiere (zur Schlachtung und für den Export) | Animals (for slaughter and export) | Animaux (boucherie et exportation) | 100.2  | 98.5  | 98.4  | 98.0  | 97.5  | 99.7  | 100.5 | 99.5  | 98.6  | 98.1  | 95.7  | 97.8  | 98.9  |
| 21A  | Kälber                                     | Calves                             | Veaux                              | 110.7  | 109.2 | 109.4 | 110.9 | 113.3 | 114.6 | 111.9 | 111.4 | 112.1 | 111.1 | 107.4 | 105.5 | 105.9 |
| 21B  | Rinder ohne Kälber                         | Cattle excluding calves            | Bovins sans veaux                  | 103.3  | 102.5 | 101.6 | 101.6 | 101.6 | 102.1 | 102.4 | 102.4 | 100.9 | 99.4  | 96.7  | 96.8  | 97.2  |
| 21C  | Schweine                                   | Pigs                               | Porcs                              | 90.3   | 87.9  | 87.1  | 86.9  | 88.1  | 93.0  | 94.4  | 91.3  | 91.7  | 93.8  | 90.8  | 94.2  | 95.2  |
| 21D  | Schafe und Lämmer                          | Sheep and lambs                    | Moutons et agneaux                 | 111.2  | 112.0 | 122.8 | 122.4 | 121.7 | 120.8 | 122.5 | 124.9 | 120.5 | 111.6 | 107.2 | 108.4 | 115.7 |
| 21E  | Geflügel                                   | Poultry                            | Volailles                          | 102.8  | 98.5  | 97.2  | 94.9  | 89.4  | 91.0  | 93.1  | 92.7  | 90.7  | 91.7  | 92.5  | 97.9  | 96.7  |
| 21E1 | Masthähnchen                               | Chickens                           | Poulets                            | 108.4  | 102.0 | 99.9  | 96.5  | 90.1  | 93.1  | 96.2  | 95.7  | 93.0  | 94.2  | 95.9  | 103.8 | 101.3 |
| 21E2 | Sonstiges Geflügel                         | Other poultry                      | Autres volailles                   | 95.1   | 94.5  | 94.7  | 95.6  | 93.3  | 93.3  | 93.6  | 92.7  | 91.8  | 91.1  | 90.5  | 91.9  | 93.0  |
| 21F  | Sonstige Tiere                             | Other animals                      | Autres animaux                     | 110.2  | 116.6 | 118.9 | 118.0 | 105.2 | 100.3 | 101.9 | 105.2 | 103.1 | 94.4  | 92.0  | 97.3  | 109.4 |
| 22   | Milch                                      | Milk                               | Lait                               | 106.3  | 107.5 | 107.8 | 107.2 | 105.3 | 104.5 | 102.7 | 100.7 | 100.4 | 100.6 | 102.8 | 104.8 | 106.4 |
| 22A  | Kuhmilch                                   | Cow's milk                         | Lait de vache                      | 104.7  | 105.8 | 106.1 | 105.5 | 103.2 | 102.2 | 100.5 | 98.5  | 98.2  | 98.5  | 100.9 | 103.0 | 104.6 |
| 22B  | Sonstige Milch                             | Other milk                         | Autres laits                       | 135.9  | 138.9 | 139.7 | 139.3 | 145.7 | 146.5 | 144.4 | 141.3 | 139.5 | 138.2 | 138.0 | 138.9 | 140.2 |
| 23   | Eier                                       | Eggs                               | Oeufs                              | 95.0   | 93.7  | 92.5  | 90.3  | 86.1  | 89.6  | 89.2  | 86.3  | 83.4  | 82.4  | 80.9  | 89.6  | 97.3  |
| 24   | Sonstige tierische Erzeugnisse             | Other animal products              | Autres produits animaux            | 100.7  | 99.6  | 106.8 | 106.5 | 102.9 | 103.4 | 107.5 | 108.6 | 111.7 | 116.1 | 127.4 | 118.4 | 116.7 |





**Deflationierte Indizes**

**Deflated indices**

**Indices déflatés**

## DEFLATIONIERTE PREISINDIZES / DEFLATED PRICE INDICES / INDICES DES PRIX DEFLATES

1990 = 100 (ohne MwSt / excluding VAT / TVA exclue)

## BELGIQUE / BELGIE

|     |  |  |   | 1994  |      |       |       | 1995  |       |       |       |       |       |       |       |       |
|-----|--|--|---|-------|------|-------|-------|-------|-------|-------|-------|-------|-------|-------|-------|-------|
|     |  |  |   | sep   | oct  | nov   | dec   | jan   | feb   | mar   | apr   | mai   | jun   | jul   | aug   | sep   |
| 0   | INSGESAMT                                      | TOTAL  | TOTAL   | 87.1  | 80.6 | 80.6  | 80.2  | 86.3  | 86.2  | 84.6  | 80.8  | 81.7  | 81.4  | 74.8  | 83.1  | 84.4  |
| (0) | INSGESAMT (ohne Obst und Gemüse)               | TOTAL (excl. fruit and vegetables)                   | TOTAL (sans fruits et légumes)                        | 84.3  | 81.1 | 83.4  | 82.6  | 86.3  | 88.6  | 85.2  | 81.2  | 80.8  | 82.8  | 76.7  | 83.3  | 85.1  |
| 1   | PFLANZLICHE ERZEUGNISSE                        | CROP PRODUCTS  | PRODUITS VEGETAUX                                     | 98.3  | 79.3 | 80.6  | 82.7  | 98.3  | 93.8  | 96.5  | 93.2  | 97.5  | 91.2  | 77.0  | 87.0  | 86.9  |
| (1) | PFLANZLICHE ERZEUGNISSE (ohne Obst und Gemüse) | CROP PRODUCTS (excl. fruit and vegetables)           | PRODUITS VEGETAUX (sans fruits et légumes)            | 95.5  | 80.3 | 92.0  | 94.6  | 108.1 | 109.9 | 108.9 | 105.0 | 106.4 | 104.8 | 86.8  | 90.7  | 91.8  |
| 11  | Getreide und Reis                              | Cereals and rice                                     | Céréales et riz                                       | 66.7  | 67.5 | 68.2  | 68.0  | 68.1  | 67.4  | 66.7  | 66.4  | 69.4  | 69.8  | 67.8  | 61.0  | 64.0  |
| 12  | Hackfrüchte                                    | Root crops   | Plantes racinées                                      | 119.9 | 89.0 | 83.5  | 94.8  | 140.5 | 141.0 | 143.8 | 136.9 | 133.2 | 129.3 | 84.7  | 98.6  | 98.6  |
| 12A | Speisekartoffeln                               | Potatoes for consumption                             | Pommes de terre de consommation                       | 169.7 | 80.3 | 65.7  | 95.8  | 217.8 | 219.3 | 226.6 | 208.6 | 198.8 | 188.8 | 71.4  | 108.7 | 108.4 |
| 12B | Zuckerrüben                                    | Sugar beet   | Bétopaves sucrières                                   | 89.8  | 94.5 | 94.5  | 94.5  | 94.1  | 93.8  | 93.9  | 93.7  | 93.8  | 93.7  | 93.2  | 93.0  | 93.2  |
| 12C | Sonstige Hackfrüchte                           | Others   | Autres  | 78.9  | 79.1 | 79.1  | 79.1  | 63.1  | 63.0  | 63.0  | 62.9  | 62.9  | 62.9  | 62.5  | 62.4  | 62.5  |
| 13  | Obst   | Fruit  | Fruits  | 67.7  | 46.9 | 46.4  | 60.3  | 55.0  | 61.9  | 71.0  | 73.1  | 91.3  | 91.2  | 75.6  | 93.3  | 63.6  |
| 13A | Frischobst                                     | Fresh fruit  | Fruits frais  | 67.7  | 46.9 | 46.4  | 60.3  | 55.0  | 61.9  | 71.0  | 73.1  | 91.3  | 91.2  | 75.6  | 93.3  | 63.6  |
| 13B | Trockenfrüchte                                 | Nuts and dried fruit                                 | Fruits secs   | -     | -    | -     | -     | -     | -     | -     | -     | -     | -     | -     | -     | -     |
| 14  | Frischgemüse                                   | Fresh vegetables                                     | Légumes frais   | 113.1 | 88.3 | 72.9  | 70.4  | 96.3  | 77.1  | 84.5  | 80.0  | 84.7  | 68.5  | 61.2  | 78.9  | 86.3  |
| 15  | Weinmost/Wein                                  | Wine must/Wine                                       | Moût/Vin  | -     | -    | -     | -     | -     | -     | -     | -     | -     | -     | -     | -     | -     |
| 16  | Oliven und Olivenöl                            | Olives and olive oil                                 | Olives et huile d'olives                              | -     | -    | -     | -     | -     | -     | -     | -     | -     | -     | -     | -     | -     |
| 17  | Saatgut  | Seeds  | Semences  | 93.0  | 93.2 | 93.2  | 93.1  | 92.7  | 92.5  | 92.6  | 92.4  | 92.4  | 92.3  | 91.8  | 91.6  | 91.9  |
| 18  | Blumen, Zierpflanzen und Baumschulerzeugnisse  | Flowers, ornamental plants and tree-nursery products | Fleurs, plantes ornementales et produits de pépinière | 88.8  | 77.8 | 119.0 | 113.8 | 100.2 | 106.7 | 101.6 | 98.3  | 104.6 | 104.2 | 103.1 | 103.2 | 104.5 |
| 19  | Sonstige pflanzliche Erzeugnisse               | Other crop products                                  | Autres produits végétaux                              | 85.2  | 84.4 | 88.4  | 89.1  | 100.1 | 92.4  | 86.8  | 86.2  | 86.3  | 83.8  | 81.7  | 83.1  | 83.2  |
| 2   | TIERE UND TIERISCHE ERZEUGNISSE                | ANIMALS AND ANIMAL PRODUCTS                          | ANIMAUX ET PRODUITS ANIMAUX                           | 80.8  | 81.3 | 80.7  | 78.8  | 79.4  | 81.9  | 77.8  | 73.7  | 72.8  | 75.9  | 73.5  | 80.9  | 83.0  |
| 21  | Tiere (zur Schlachtung und für den Export)     | Animals (for slaughter and export)                   | Animaux (boucherie et exportation)                    | 79.9  | 78.1 | 76.1  | 74.0  | 75.1  | 77.8  | 75.1  | 72.2  | 72.0  | 74.3  | 72.0  | 76.9  | 77.4  |
| 21A | Kälber   | Calves   | Veaux   | 86.0  | 86.3 | 88.2  | 92.2  | 92.7  | 92.2  | 85.9  | 84.7  | 82.7  | 78.3  | 79.0  | 81.9  | 85.1  |
| 21B | Flinder ohne Kälber                            | Cattle excluding calves                              | Bovins sans veaux                                     | 84.9  | 83.4 | 81.9  | 79.4  | 77.4  | 76.7  | 74.8  | 74.3  | 74.8  | 74.0  | 72.4  | 73.2  | 72.6  |
| 21C | Schweine                                       | Pigs   | Porcs   | 73.8  | 73.0 | 70.8  | 68.3  | 70.5  | 76.3  | 74.2  | 70.3  | 70.0  | 73.1  | 69.7  | 76.9  | 77.6  |
| 21D | Schafe und Lämmer                              | Sheep and lambs                                      | Moutons et agneaux                                    | 75.8  | 75.8 | 76.6  | 75.9  | 77.2  | 82.3  | 82.5  | 89.7  | 91.4  | 82.9  | 73.1  | 70.0  | 67.2  |
| 21E | Geflügel                                       | Poultry  | Volailles   | 87.1  | 74.5 | 64.6  | 58.3  | 68.7  | 70.9  | 65.4  | 55.6  | 56.4  | 79.2  | 76.7  | 88.6  | 87.8  |
| 21F | Sonstige Tiere                                 | Other animals  | Autres animaux  | 94.3  | 95.8 | 97.7  | 96.3  | 87.4  | 85.7  | 83.6  | 84.1  | 69.6  | 65.9  | 60.3  | 69.2  | 89.2  |
| 22  | Milch  | Milk   | Lait  | 86.3  | 94.5 | 97.7  | 97.7  | 97.3  | 97.0  | 89.3  | 81.7  | 78.5  | 83.6  | 83.2  | 96.4  | 100.3 |
| 23  | Eier   | Eggs   | Oeufs   | 65.2  | 60.0 | 61.7  | 61.8  | 60.7  | 65.6  | 58.5  | 52.9  | 51.6  | 58.9  | 43.8  | 60.6  | 77.7  |
| 24  | Sonstige tierische Erzeugnisse                 | Other animal products                                | Autres produits animaux                               | 85.6  | 85.8 | 85.8  | 85.8  | 89.2  | 88.9  | 89.0  | 88.9  | 88.9  | 88.8  | 88.3  | 88.1  | 88.3  |

## DEFLATIONIERTE PREISINDIZES / DEFLATED PRICE INDICES / INDICES DES PRIX DEFLATES

1990 = 100 (ohne MwSt / excluding VAT / TVA exclue)

## DANMARK

|     |  |  | 1994  |       |       |       | 1995  |       |       |       |       |       |       |       |       |
|-----|--|--|-------|-------|-------|-------|-------|-------|-------|-------|-------|-------|-------|-------|-------|
|     |  |  | sep   | oct   | nov   | dec   | jan   | feb   | mar   | apr   | mai   | jun   | jul   | aug   | sep   |
| 0   | INSGESAMT                                      | TOTAL  | 78.1  | 77.5  | 78.3  | 78.0  | 78.2  | 80.6  | 80.8  | 80.2  | 79.1  | 81.7  | 76.7  | 74.9  | 75.7  |
| (0) | INSGESAMT (ohne Obst und Gemüse)               | TOTAL (excl. fruit and vegetables)                   | 77.9  | 77.5  | 78.3  | 78.0  | 77.8  | 80.3  | 80.3  | 79.7  | 78.6  | 81.2  | 76.6  | 74.7  | 75.5  |
| 1   | PFLANZLICHE ERZEUGNISSE                        | CROP PRODUCTS  | 78.1  | 77.1  | 78.9  | 79.8  | 82.1  | 85.4  | 82.1  | 84.0  | 83.4  | 90.1  | 78.8  | 74.1  | 74.8  |
| (1) | PFLANZLICHE ERZEUGNISSE (ohne Obst und Gemüse) | CROP PRODUCTS (excl. fruit and vegetables)           | 77.5  | 77.0  | 79.0  | 80.0  | 81.2  | 84.7  | 80.9  | 82.6  | 82.2  | 89.2  | 78.8  | 73.4  | 74.3  |
| 11  | Getreide und Reis                              | Cereals and rice                                     | 72.7  | 75.4  | 77.0  | 79.5  | 82.3  | 81.6  | 80.6  | 80.4  | 79.6  | 80.0  | 76.8  | 68.6  | 69.7  |
| 12  | Hackfrüchte                                    | Root crops   | 102.5 | 106.7 | 111.7 | 113.9 | 118.7 | 132.0 | 127.6 | 120.0 | 119.5 | 132.1 | 104.7 | 105.1 | 104.3 |
| 12A | Speisekartoffeln                               | Potatoes for consumption                             | 139.6 | 141.1 | 176.5 | 191.4 | 224.5 | 318.4 | 290.5 | 239.5 | 238.6 | 324.3 | 133.4 | 137.5 | 135.1 |
| 12B | Zuckerrüben                                    | Sugar beet   | 96.3  | 108.8 | 106.5 | 106.5 | 106.4 | 106.0 | 105.7 | 105.3 | 104.9 | 105.1 | 105.6 | 105.4 | 104.8 |
| 12C | Sonstige Hackfrüchte                           | Others   | 85.7  | 86.0  | 85.7  | 85.7  | 85.7  | 85.3  | 85.1  | 84.8  | 84.5  | 84.6  | 85.0  | 84.9  | 84.4  |
| 13  | Obst   | Fruit  | 90.0  | 74.6  | 68.4  | 71.2  | 67.8  | 66.4  | 84.6  | 84.4  | 84.0  | 114.2 | 77.0  | 95.1  | 100.0 |
| 13A | Frischobst                                     | Fresh fruit  | 90.0  | 74.6  | 68.4  | 71.2  | 67.8  | 66.4  | 84.6  | 84.4  | 84.0  | 114.2 | 77.0  | 95.1  | 100.0 |
| 13B | Trockenfrüchte                                 | Nuts and dried fruit                                 | -     | -     | -     | -     | -     | -     | -     | -     | -     | -     | -     | -     | -     |
| 14  | Frischgemüse                                   | Fresh vegetables                                     | 92.0  | 81.1  | 78.1  | 77.4  | 118.0 | 118.4 | 120.8 | 131.3 | 125.0 | 108.6 | 80.9  | 86.1  | 81.2  |
| 15  | Weinmost/Wein                                  | Wine must/Wine                                       | -     | -     | -     | -     | -     | -     | -     | -     | -     | -     | -     | -     | -     |
| 16  | Oliven und Olivenöl                            | Olives and olive oil                                 | -     | -     | -     | -     | -     | -     | -     | -     | -     | -     | -     | -     | -     |
| 17  | Saatgut  | Seeds  | 108.5 | 108.2 | 107.9 | 107.9 | 107.9 | 107.4 | 107.1 | 106.8 | 106.3 | 106.5 | 107.0 | 106.8 | 106.3 |
| 18  | Blumen, Zierpflanzen und Baumschulerzeugnisse  | Flowers, ornamental plants and tree-nursery products | 100.2 | 87.1  | 91.2  | 89.0  | 84.6  | 97.8  | 82.6  | 96.9  | 99.0  | 130.3 | 98.2  | 92.1  | 95.2  |
| 19  | Sonstige pflanzliche Erzeugnisse               | Other crop products                                  | 55.2  | 55.9  | 56.2  | 56.1  | 56.9  | 57.1  | 56.7  | 56.5  | 54.9  | 54.3  | 53.2  | 50.9  | 50.6  |
| 2   | TIERE UND TIERISCHE ERZEUGNISSE                | ANIMALS AND ANIMAL PRODUCTS                          | 78.0  | 77.8  | 78.0  | 77.0  | 76.0  | 78.0  | 80.0  | 78.1  | 76.7  | 77.0  | 75.5  | 75.3  | 76.1  |
| 21  | Tiere (zur Schlachtung und für den Export)     | Animals (for slaughter and export)                   | 72.6  | 72.9  | 73.8  | 72.4  | 70.9  | 74.4  | 77.8  | 74.9  | 73.0  | 73.5  | 70.2  | 70.3  | 70.8  |
| 21A | Kälber   | Calves   | 81.4  | 80.4  | 79.2  | 79.5  | 79.6  | 81.0  | 79.6  | 76.8  | 73.5  | 72.3  | 70.2  | 70.3  | 70.8  |
| 21B | Rinder ohne Kälber                             | Cattle excluding calves                              | 80.7  | 79.2  | 78.2  | 79.0  | 79.0  | 79.9  | 79.5  | 78.1  | 77.3  | 76.4  | 73.2  | 72.4  | 72.5  |
| 21C | Schweine                                       | Pigs   | 69.6  | 70.4  | 72.0  | 69.9  | 67.8  | 72.3  | 77.2  | 73.7  | 71.5  | 72.5  | 70.0  | 70.0  | 71.9  |
| 21D | Schafe und Lämmer                              | Sheep and lambs                                      | 63.5  | 62.0  | 67.7  | 77.4  | 83.6  | 93.0  | 93.2  | 92.9  | 92.2  | 88.2  | 82.4  | 78.9  | 73.1  |
| 21E | Geflügel                                       | Poultry  | 81.7  | 81.3  | 81.1  | 81.1  | 81.3  | 81.0  | 78.6  | 78.0  | 74.4  | 74.6  | 74.9  | 74.8  | 74.4  |
| 21F | Sonstige Tiere                                 | Other animals  | 91.2  | 88.9  | 84.5  | 82.4  | 82.4  | 82.0  | 81.8  | 81.5  | 81.2  | 81.3  | 81.7  | 78.5  | 75.0  |
| 22  | Milch  | Milk   | 86.0  | 85.1  | 83.9  | 83.9  | 83.9  | 83.5  | 83.2  | 83.0  | 82.7  | 82.8  | 83.2  | 83.0  | 82.6  |
| 23  | Eier   | Eggs   | 99.1  | 94.6  | 99.9  | 89.4  | 87.7  | 87.3  | 87.1  | 86.8  | 80.3  | 78.6  | 69.2  | 69.6  | 77.5  |
| 24  | Sonstige tierische Erzeugnisse                 | Other animal products                                | 80.7  | 79.2  | 78.2  | 79.0  | 79.0  | 79.9  | 79.5  | 78.1  | 77.3  | 76.4  | 73.2  | 72.4  | 72.5  |

## DEFLATIONIERTE PREISINDIZES / DEFLATED PRICE INDICES / INDICES DES PRIX DEFLATES

1990 = 100 (ohne MwSt / excluding VAT / TVA exclue)

## DEUTSCHLAND

|     |  |  | 1994  |       |       |       | 1995  |       |       |       |       |       |       |       |       |
|-----|--|--|-------|-------|-------|-------|-------|-------|-------|-------|-------|-------|-------|-------|-------|
|     |  |  | sep   | oct   | nov   | dec   | jan   | feb   | mar   | apr   | mai   | jun   | jul   | aug   | sep   |
| 0   | INSGESAMT                                      | TOTAL  | 81.2  | 79.7  | 79.7  | 79.8  | 81.1  | 83.5  | 83.7  | 83.0  | 81.8  | 78.3  | 76.0  | 76.8  | 77.6  |
| (0) | INSGESAMT (ohne Obst und Gemüse)               | TOTAL (excl. fruit and vegetables)                   | 80.6  | 80.1  | 80.3  | 80.3  | 81.7  | 83.9  | 84.0  | 83.0  | 82.0  | 78.6  | 75.6  | 75.6  | 76.9  |
| 1   | PFLANZLICHE ERZEUGNISSE                        | CROP PRODUCTS  | 85.8  | 82.0  | 82.7  | 84.4  | 88.9  | 91.7  | 94.0  | 96.4  | 95.2  | 84.4  | 81.1  | 79.0  | 77.5  |
| (1) | PFLANZLICHE ERZEUGNISSE (ohne Obst und Gemüse) | CROP PRODUCTS (excl. fruit and vegetables)           | 84.0  | 84.2  | 85.6  | 87.5  | 92.5  | 95.1  | 97.1  | 98.6  | 98.3  | 86.5  | 81.3  | 74.7  | 74.9  |
| 11  | Getreide und Reis                              | Cereals and rice                                     | 64.9  | 65.8  | 67.2  | 68.1  | 68.9  | 68.8  | 68.4  | 68.0  | 68.5  | 68.4  | 66.0  | 60.6  | 60.7  |
| 12  | Hackfrüchte                                    | Root crops   | 113.9 | 110.5 | 113.3 | 117.2 | 135.5 | 146.3 | 156.7 | 163.3 | 162.0 | 119.7 | 108.8 | 90.7  | 89.2  |
| 12A | Speisekartoffeln                               | Potatoes for consumption                             | 163.8 | 154.4 | 162.1 | 172.9 | 222.4 | 252.2 | 280.0 | 298.1 | 294.8 | 181.5 | 156.4 | 107.6 | 103.5 |
| 12B | Zuckerrüben                                    | Sugar beet   | 85.9  | 86.0  | 85.9  | 85.6  | 85.5  | 85.0  | 85.0  | 84.9  | 84.8  | 84.5  | 82.4  | 82.5  | 82.8  |
| 12C | Sonstige Hackfrüchte                           | Others   | 65.4  | 65.5  | 65.4  | 65.3  | 65.2  | 64.8  | 64.8  | 64.7  | 64.6  | 64.4  | 57.6  | 57.7  | 57.7  |
| 13  | Obst   | Fruit  | 82.8  | 61.2  | 57.6  | 56.3  | 57.1  | 60.6  | 64.9  | 68.7  | 73.5  | 69.1  | 83.3  | 112.9 | 96.6  |
| 13A | Fruchstobst                                    | Fresh fruit  | 82.8  | 61.2  | 57.6  | 56.3  | 57.1  | 60.6  | 64.9  | 68.7  | 73.5  | 69.1  | 83.3  | 112.9 | 96.6  |
| 13B | Trockenfrüchte                                 | Nuts and dried fruit                                 | -     | -     | -     | -     | -     | -     | -     | -     | -     | -     | -     | -     | -     |
| 14  | Frischgemüse                                   | Fresh vegetables                                     | 112.8 | 80.1  | 77.4  | 81.1  | 82.8  | 88.0  | 90.5  | 102.7 | 82.6  | 76.2  | 75.4  | 90.8  | 87.8  |
| 15  | Weinmost/Wein                                  | Wine must/Wine                                       | 69.6  | 76.5  | 76.4  | 76.2  | 76.1  | 75.6  | 75.6  | 75.5  | 75.5  | 75.2  | 75.0  | 75.1  | 75.2  |
| 16  | Oliven und Olivenöl                            | Olives and olive oil                                 | -     | -     | -     | -     | -     | -     | -     | -     | -     | -     | -     | -     | -     |
| 17  | Saatgut  | Seeds  | 78.1  | 78.5  | 78.5  | 80.3  | 81.7  | 81.1  | 81.5  | 81.2  | 80.9  | 80.1  | 79.8  | 79.1  | 78.1  |
| 18  | Blumen, Zierpflanzen und Baumschulerzeugnisse  | Flowers, ornamental plants and tree-nursery products | 93.0  | 94.1  | 94.2  | 96.0  | 95.5  | 94.8  | 92.3  | 92.4  | 91.8  | 90.3  | 86.8  | 87.6  | 89.7  |
| 19  | Sonstige pflanzliche Erzeugnisse               | Other crop products                                  | 54.7  | 54.8  | 57.3  | 58.1  | 57.8  | 57.2  | 56.8  | 55.1  | 54.4  | 53.9  | 45.9  | 44.3  | 44.8  |
| 2   | TIERE UND TIERISCHE ERZEUGNISSE                | ANIMALS AND ANIMAL PRODUCTS                          | 79.4  | 78.7  | 78.5  | 77.9  | 78.1  | 80.2  | 79.6  | 77.7  | 76.5  | 75.9  | 74.0  | 76.0  | 77.6  |
| 21  | Tiere (zur Schlachtung und für den Export)     | Animals (for slaughter and export)                   | 78.7  | 77.1  | 75.8  | 75.8  | 77.8  | 81.4  | 81.0  | 78.5  | 77.0  | 76.1  | 72.7  | 75.1  | 75.9  |
| 21A | Kälber   | Calves   | 81.6  | 80.9  | 81.0  | 82.9  | 83.2  | 86.8  | 84.5  | 84.1  | 84.9  | 84.2  | 76.5  | 71.5  | 71.2  |
| 21B | Rinder ohne Kälber                             | Cattle excluding calves                              | 81.4  | 81.3  | 80.7  | 80.2  | 81.2  | 81.5  | 79.7  | 79.2  | 76.5  | 74.8  | 71.5  | 72.4  | 73.0  |
| 21C | Schweine                                       | Pigs   | 76.1  | 73.2  | 70.9  | 70.9  | 74.2  | 80.8  | 81.7  | 77.1  | 76.2  | 75.9  | 72.9  | 77.8  | 78.9  |
| 21D | Schafe und Lämmer                              | Sheep and lambs                                      | 80.7  | 88.9  | 94.0  | 102.6 | 111.8 | 116.1 | 113.1 | 110.1 | 99.6  | 85.5  | 72.5  | 74.3  | 78.2  |
| 21E | Geflügel                                       | Poultry  | 78.1  | 78.3  | 78.4  | 78.1  | 76.1  | 75.2  | 75.4  | 74.8  | 74.6  | 74.3  | 73.1  | 73.1  | 73.7  |
| 21F | Sonstige Tiere                                 | Other animals  | -     | -     | -     | -     | -     | -     | -     | -     | -     | -     | -     | -     | -     |
| 22  | Milch  | Milk   | 80.3  | 80.8  | 81.8  | 80.7  | 79.2  | 78.2  | 77.6  | 76.8  | 76.4  | 76.3  | 76.8  | 77.1  | 79.1  |
| 23  | Eier   | Eggs   | 80.6  | 80.5  | 84.0  | 79.8  | 72.4  | 81.6  | 79.5  | 75.7  | 70.6  | 70.0  | 65.1  | 77.0  | 85.4  |
| 24  | Sonstige tierische Erzeugnisse                 | Other animal products                                | 82.1  | 82.7  | 82.7  | 82.4  | 82.3  | 81.8  | 81.8  | 81.7  | 82.7  | 82.4  | 81.0  | 81.1  | 79.7  |

## DEFLATIONIERTE PREISINDIZES / DEFLATED PRICE INDICES / INDICES DES PRIX DEFLATES

1990 = 100 (ohne MwSt / excluding VAT / TVA exclue)

|     |  |  |   | ELLAS |       |       |       |       |       |       |       |       |       |       |       |       |  |
|-----|--|--|---|-------|-------|-------|-------|-------|-------|-------|-------|-------|-------|-------|-------|-------|--|
|     |  |  |   | 1994  |       |       |       |       | 1995  |       |       |       |       |       |       |       |  |
|     |  |  |   | sep   | oct   | nov   | dec   | jan   | feb   | mar   | apr   | mai   | jun   | jul   | aug   | sep   |  |
| 0   | INSGESAMT                                      | TOTAL  | TOTAL   | 86.0  | 87.4  | 87.7  | 85.6  | 88.8  | 90.8  | 89.0  | 87.6  | 86.2  | 85.4  | 86.4  | 87.7  | 85.8  |  |
| (0) | INSGESAMT (ohne Obst und Gemüse)               | TOTAL (excl. fruit and vegetables)                   | TOTAL (sans fruits et légumes)                        | 84.9  | 84.6  | 84.8  | 83.7  | 84.5  | 86.3  | 83.4  | 84.1  | 82.6  | 80.8  | 82.9  | 84.5  | 83.7  |  |
| 1   | PFLANZLICHE ERZEUGNISSE                        | CROP PRODUCTS  | PRODUITS VEGETAUX                                     | 84.9  | 87.2  | 87.5  | 85.2  | 90.0  | 92.9  | 91.5  | 89.4  | 88.0  | 87.4  | 87.8  | 89.6  | 87.4  |  |
| (1) | PFLANZLICHE ERZEUGNISSE (ohne Obst und Gemüse) | CROP PRODUCTS (excl. fruit and vegetables)           | PRODUITS VEGETAUX (sans fruits et légumes)            | 82.4  | 82.6  | 82.7  | 81.9  | 83.5  | 86.9  | 83.6  | 84.6  | 83.0  | 81.0  | 82.9  | 85.3  | 84.9  |  |
| 11  | Getreide und Reis                              | Cereals and rice                                     | Céréales et riz                                       | 69.9  | 68.8  | 68.6  | 68.1  | 68.5  | 68.8  | 66.8  | 66.0  | 66.6  | 65.1  | 67.8  | 67.9  | 66.9  |  |
| 12  | Hackfrüchte                                    | Root crops   | Plantes sarclées                                      | 91.4  | 99.3  | 97.9  | 89.1  | 114.9 | 137.5 | 102.2 | 129.8 | 108.8 | 90.1  | 91.0  | 94.2  | 95.9  |  |
| 12A | Speisekartoffeln                               | Potatoes for consumption                             | Pommes de terre de consommation                       | 93.7  | 106.8 | 104.8 | 91.6  | 131.8 | 167.1 | 113.0 | 156.9 | 124.3 | 95.3  | 95.6  | 95.3  | 99.6  |  |
| 12B | Zuckerrüben                                    | Sugar beet   | Betteraves sucrières                                  | 87.2  | 86.1  | 85.9  | 84.9  | 85.3  | 85.6  | 83.2  | 82.3  | 81.7  | 81.0  | 82.9  | 92.3  | 89.6  |  |
| 12C | Sonstige Hackfrüchte                           | Others   | Autres  | -     | -     | -     | -     | -     | -     | -     | -     | -     | -     | -     | -     | -     |  |
| 13  | Obst   | Fruit  | Fruits  | 88.6  | 88.4  | 86.7  | 83.1  | 88.1  | 90.5  | 94.9  | 90.5  | 93.8  | 101.7 | 89.9  | 91.3  | 92.8  |  |
| 13A | Frischobst                                     | Fresh fruit  | Fruits frais  | 88.9  | 87.9  | 86.5  | 81.8  | 88.7  | 92.0  | 99.1  | 93.2  | 98.1  | 109.4 | 92.1  | 93.3  | 94.4  |  |
| 13B | Trockenfrüchte                                 | Nuts and dried fruit                                 | Fruits secs   | 88.0  | 89.5  | 87.2  | 86.2  | 86.6  | 87.0  | 84.6  | 83.5  | 83.0  | 82.2  | 84.2  | 86.3  | 88.8  |  |
| 14  | Frischgemüse                                   | Fresh vegetables                                     | Légumes frais   | 89.5  | 101.4 | 104.6 | 98.4  | 113.8 | 115.7 | 114.2 | 104.3 | 98.6  | 94.4  | 102.2 | 102.2 | 90.1  |  |
| 15  | Weinmost/Wein                                  | Wine must/Wine                                       | Moût/Win  | 77.3  | 84.0  | 83.7  | 82.8  | 84.8  | 85.1  | 83.0  | 82.0  | 81.4  | 80.7  | 82.7  | 82.6  | 82.7  |  |
| 16  | Oliven und Olivenöl                            | Olives and olive oil                                 | Olives et huile d'olives                              | 84.0  | 82.2  | 82.5  | 80.4  | 81.6  | 86.4  | 84.4  | 88.0  | 92.5  | 91.9  | 94.1  | 94.4  | 96.0  |  |
| 17  | Saatgut  | Seeds  | Semences  | 66.2  | 66.3  | 66.1  | 66.3  | 66.5  | 66.8  | 64.9  | 64.2  | 63.7  | 63.2  | 65.0  | 64.8  | 65.2  |  |
| 18  | Blumen, Zierpflanzen und Baumschulerzeugnisse  | Flowers, ornamental plants and tree-nursery products | Fleurs, plantes ornementales et produits de pépinière | 123.5 | 127.2 | 136.1 | 168.4 | 163.1 | 160.1 | 148.7 | 154.9 | 138.7 | 135.4 | 132.8 | 136.9 | 133.1 |  |
| 19  | Sonstige pflanzliche Erzeugnisse               | Other crop products                                  | Autres produits végétaux                              | 85.0  | 84.0  | 84.1  | 83.2  | 80.6  | 81.1  | 84.4  | 77.9  | 76.9  | 76.5  | 78.4  | 84.1  | 82.1  |  |
| 2   | TIERE UND TIERISCHE ERZEUGNISSE                | ANIMALS AND ANIMAL PRODUCTS                          | ANIMAUX ET PRODUITS ANIMAUX                           | 88.8  | 87.8  | 87.9  | 86.5  | 85.9  | 85.5  | 82.9  | 83.3  | 81.9  | 80.5  | 82.8  | 83.2  | 81.8  |  |
| 21  | Tiere (zur Schlachtung und für den Export)     | Animals (for slaughter and export)                   | Animaux (boucherie et exportation)                    | 82.3  | 80.9  | 81.2  | 78.6  | 78.0  | 76.2  | 74.7  | 76.8  | 76.1  | 74.9  | 77.8  | 78.4  | 77.5  |  |
| 21A | Kälber   | Calves   | Veaux   | 89.4  | 88.7  | 87.9  | 86.5  | 87.1  | 88.6  | 86.2  | 83.8  | 82.7  | 82.2  | 84.3  | 84.0  | 81.5  |  |
| 21B | Rinder ohne Kälber                             | Cattle excluding calves                              | Bovins sans veaux                                     | 84.2  | 83.6  | 83.6  | 84.5  | 84.4  | 84.4  | 82.5  | 81.7  | 80.4  | 79.5  | 80.9  | 81.1  | 78.0  |  |
| 21C | Schweine                                       | Pigs   | Porcs   | 75.0  | 73.3  | 72.4  | 72.4  | 74.1  | 73.0  | 71.1  | 71.6  | 71.5  | 71.0  | 74.2  | 75.3  | 75.0  |  |
| 21D | Schafe und Lämmer                              | Sheep and lambs                                      | Moutons et agneaux                                    | 88.5  | 86.3  | 88.3  | 81.6  | 79.2  | 75.2  | 74.4  | 80.6  | 77.9  | 75.6  | 80.5  | 81.4  | 81.7  |  |
| 21E | Geflügel                                       | Poultry  | Volailles   | 75.6  | 75.5  | 74.8  | 75.4  | 75.4  | 75.3  | 73.1  | 72.4  | 71.8  | 71.5  | 73.3  | 74.1  | 72.2  |  |
| 21F | Sonstige Tiere                                 | Other animals  | Autres animaux  | 82.8  | 80.3  | 81.9  | 76.7  | 74.1  | 69.2  | 68.8  | 74.7  | 76.8  | 75.0  | 76.4  | 76.8  | 76.1  |  |
| 22  | Milch  | Milk   | Lait  | 101.0 | 99.9  | 99.7  | 98.6  | 98.9  | 100.6 | 96.3  | 94.4  | 91.8  | 90.0  | 91.6  | 91.6  | 89.3  |  |
| 23  | Eier   | Eggs   | Oeufs   | 84.9  | 87.0  | 87.1  | 91.6  | 85.7  | 85.1  | 82.6  | 81.3  | 79.1  | 77.9  | 80.0  | 80.0  | 80.1  |  |
| 24  | Sonstige tierische Erzeugnisse                 | Other animal products                                | Autres produits animaux                               | 79.9  | 80.0  | 80.0  | 79.7  | 81.1  | 82.4  | 80.2  | 79.8  | 80.4  | 80.5  | 81.0  | 81.1  | 79.9  |  |

## DEFLATIONIERTE PREISINDIZES / DEFLATED PRICE INDICES / INDICES DES PRIX DEFLATES

1990 = 100 (ohne MwSt / excluding VAT / TVA exclue)

|     |  |  | ESPAÑA  |       |       |       |       |       |       |       |       |       |       |       |       |       |
|-----|--|--|---|-------|-------|-------|-------|-------|-------|-------|-------|-------|-------|-------|-------|-------|
|     |  |  | 1994  | 1994  | 1994  | 1994  | 1994  | 1994  | 1994  | 1994  | 1994  | 1994  | 1994  | 1994  | 1994  |       |
|     |  |  | sep   | oct   | nov   | dec   | jan   | feb   | mar   | apr   | mai   | jun   | jul   | aug   | sep   |       |
| 0   | INSGESAMT                                      | TOTAL  | TOTAL   | 87.2  | 90.9  | 89.7  | 90.7  | 97.4  | 98.2  | 100.7 | 95.9  | 94.4  | 89.7  | 86.2  | 86.6  | 88.2  |
| (0) | INSGESAMT (ohne Obst und Gemüse)               | TOTAL (excl. fruit and vegetables)                   | TOTAL (sans fruits et légumes)                        | 90.9  | 90.8  | 91.2  | 92.3  | 94.3  | 98.6  | 99.4  | 97.4  | 94.5  | 92.3  | 91.8  | 94.6  | 93.6  |
| 1   | PFLANZLICHE ERZEUGNISSE                        | CROP PRODUCTS  | PRODUITS VEGETAUX                                     | 85.6  | 94.0  | 91.9  | 92.8  | 104.0 | 104.3 | 108.2 | 102.3 | 100.0 | 92.7  | 87.7  | 87.2  | 90.0  |
| (1) | PFLANZLICHE ERZEUGNISSE (ohne Obst und Gemüse) | CROP PRODUCTS (excl. fruit and vegetables)           | PRODUITS VEGETAUX (sans fruits et légumes)            | 92.2  | 96.2  | 97.0  | 97.7  | 102.8 | 109.9 | 111.3 | 110.6 | 104.7 | 100.7 | 100.7 | 104.5 | 102.6 |
| 11  | Getreide und Reis                              | Cereals and rice                                     | Céréales et riz                                       | 81.7  | 82.4  | 82.2  | 83.1  | 82.8  | 83.9  | 82.8  | 82.7  | 82.6  | 82.9  | 86.3  | 87.7  | 87.6  |
| 12  | Hackfrüchte                                    | Root crops   | Plantes sarclées                                      | 94.1  | 103.2 | 114.9 | 123.3 | 144.9 | 171.7 | 172.2 | 191.8 | 155.2 | 121.9 | 101.8 | 90.3  | 78.1  |
| 12A | Speisekartoffeln                               | Potatoes for consumption                             | Pommes de terre de consommation                       | 102.4 | 117.3 | 135.7 | 149.0 | 185.2 | 230.6 | 231.7 | 264.5 | 203.9 | 147.4 | 102.1 | 81.9  | 76.4  |
| 12B | Zuckerrüben                                    | Sugar beet   | Betteraves sucrières                                  | 81.5  | 81.9  | 83.2  | 84.1  | 83.5  | 81.9  | 81.4  | 80.9  | 80.9  | 83.0  | 101.4 | 103.1 | 80.6  |
| 12C | Sonstige Hackfrüchte                           | Others   | Autres  | -     | -     | -     | -     | -     | -     | -     | -     | -     | -     | -     | -     | -     |
| 13  | Obst   | Fruit  | Fruits  | 77.6  | 93.4  | 90.8  | 94.5  | 91.1  | 90.9  | 100.3 | 88.6  | 107.2 | 95.0  | 93.3  | 77.5  | 83.3  |
| 13A | Frischobst                                     | Fresh fruit  | Fruits frais  | 77.6  | 93.4  | 90.8  | 94.5  | 91.1  | 90.9  | 100.3 | 88.6  | 107.2 | 95.0  | 93.3  | 77.5  | 83.3  |
| 13B | Trockenfrüchte                                 | Nuts and dried fruit                                 | Fruits secs   | 144.2 | 106.8 | 116.1 | 125.0 | 127.9 | 127.0 | 122.9 | 120.7 | 114.1 | 105.3 | 216.2 | 204.2 | 218.0 |
| 14  | Frischgemüse                                   | Fresh vegetables                                     | Légumes frais   | 77.2  | 89.6  | 82.0  | 81.4  | 114.7 | 101.3 | 106.7 | 94.0  | 85.6  | 74.8  | 57.4  | 57.5  | 68.2  |
| 15  | Weinmost/Wein                                  | Wine must/Wine                                       | Moût/Vin  | 99.9  | 112.8 | 117.6 | 120.9 | 121.9 | 139.8 | 153.3 | 137.3 | 128.5 | 127.0 | 125.6 | 139.4 | 135.9 |
| 16  | Oliven und Olivenöl                            | Olives and olive oil                                 | Olives et huile d'olives                              | 129.7 | 130.9 | 124.5 | 120.6 | 128.8 | 134.4 | 135.4 | 134.9 | 137.2 | 137.8 | 139.9 | 162.5 | 159.2 |
| 17  | Saatgut  | Seeds  | Semences  | 70.9  | 70.8  | 83.0  | 82.8  | 82.7  | 82.3  | 81.8  | 81.4  | 81.4  | 81.2  | 85.4  | 85.2  | 84.8  |
| 18  | Blumen, Zierpflanzen und Baumschulerzeugnisse  | Flowers, ornamental plants and tree-nursery products | Fleurs, plantes ornementales et produits de pépinière | 85.5  | 97.7  | 77.7  | 72.9  | 100.4 | 95.3  | 92.2  | 80.6  | 74.9  | 79.7  | 70.5  | 81.4  | 81.0  |
| 19  | Sonstige pflanzliche Erzeugnisse               | Other crop products                                  | Autres produits végétaux                              | 75.3  | 75.3  | 77.5  | 75.8  | 74.6  | 75.0  | 74.2  | 72.1  | 71.6  | 72.0  | 82.6  | 74.9  | 79.6  |
| 2   | TIERE UND TIERISCHE ERZEUGNISSE                | ANIMALS AND ANIMAL PRODUCTS                          | ANIMAUX ET PRODUITS ANIMAUX                           | 89.8  | 85.9  | 86.1  | 87.4  | 86.6  | 88.4  | 88.7  | 85.4  | 85.3  | 84.7  | 83.7  | 85.6  | 85.4  |
| 21  | Tiere (zur Schlachtung und für den Export)     | Animals (for slaughter and export)                   | Animaux (boucherie et exportation)                    | 90.0  | 84.8  | 85.1  | 86.8  | 85.6  | 88.2  | 89.0  | 85.7  | 86.2  | 85.7  | 83.9  | 86.1  | 84.8  |
| 21A | Kälber   | Calves   | Veaux   | 93.1  | 92.9  | 92.5  | 91.6  | 92.7  | 93.9  | 92.4  | 88.9  | 90.2  | 86.5  | 83.1  | 85.1  | 85.1  |
| 21B | Rinder ohne Kälber                             | Cattle excluding calves                              | Bovins sans veaux                                     | 97.9  | 97.4  | 98.9  | 99.0  | 97.4  | 99.1  | 97.0  | 94.6  | 92.1  | 87.6  | 88.0  | 89.6  | 89.1  |
| 21C | Schweine                                       | Pigs   | Porcs   | 82.4  | 74.6  | 75.2  | 81.4  | 88.4  | 92.1  | 91.9  | 89.4  | 92.3  | 93.4  | 88.6  | 86.0  | 82.0  |
| 21D | Schafe und Lämmer                              | Sheep and lambs                                      | Moutons et agneaux                                    | 95.7  | 103.6 | 106.7 | 99.6  | 83.7  | 81.7  | 79.4  | 79.7  | 81.7  | 81.0  | 83.9  | 87.9  | 94.0  |
| 21E | Geflügel                                       | Poultry  | Volailles   | 95.0  | 75.5  | 71.6  | 74.5  | 62.2  | 69.0  | 79.8  | 72.0  | 67.5  | 70.2  | 70.7  | 84.8  | 81.9  |
| 21F | Sonstige Tiere                                 | Other animals  | Autres animaux  | 86.8  | 87.8  | 89.7  | 81.5  | 73.0  | 71.0  | 69.9  | 71.1  | 64.0  | 65.4  | 68.3  | 70.5  | 75.1  |
| 22  | Milch  | Milk   | Lait  | 92.8  | 93.9  | 95.9  | 96.0  | 97.1  | 96.4  | 94.7  | 90.2  | 89.7  | 89.4  | 89.5  | 88.8  | 89.8  |
| 23  | Eier   | Eggs   | Oeufs   | 81.1  | 77.2  | 71.7  | 72.4  | 70.6  | 71.7  | 72.4  | 72.3  | 66.7  | 64.1  | 67.5  | 74.1  | 80.5  |
| 24  | Sonstige tierische Erzeugnisse                 | Other animal products                                | Autres produits animaux                               | 45.6  | 31.7  | 29.0  | 28.9  | 28.6  | 28.4  | 28.3  | 28.1  | 70.7  | 92.9  | 90.9  | 92.8  | 73.4  |

## DEFLATIONIERTE PREISINDIZES / DEFLATED PRICE INDICES / INDICES DES PRIX DEFLATES

1990 = 100 (ohne MwSt / excluding VAT / TVA exclue)

|     |  |  |   | FRANCE |       |       |       |       |       |       |       |       |       |      |      |      |  |
|-----|--|--|---|--------|-------|-------|-------|-------|-------|-------|-------|-------|-------|------|------|------|--|
|     |  |  |   | 1994   |       |       |       |       | 1995  |       |       |       |       |      |      |      |  |
|     |  |  |   | sep    | oct   | nov   | dec   | jan   | feb   | mar   | apr   | mai   | jun   | jul  | aug  | sep  |  |
| 0   | INSGESAMT                                      | TOTAL  | TOTAL   | 81.3   | 81.3  | 80.4  | 80.7  | 82.6  | 81.6  | 81.4  | 80.4  | 81.1  | 81.4  | 79.2 | 78.9 | 79.7 |  |
| (0) | INSGESAMT (ohne Obst und Gemüse)               | TOTAL (excl. fruit and vegetables)                   | TOTAL (sans fruits et légumes)                        | 80.8   | 80.8  | 80.9  | 81.3  | 82.2  | 81.7  | 80.9  | 79.2  | 79.3  | 79.0  | 78.1 | 79.5 | 80.2 |  |
| 1   | PFLANZLICHE ERZEUGNISSE                        | CROP PRODUCTS  | PRODUITS VEGETAUX                                     | 74.8   | 75.6  | 74.5  | 75.8  | 79.5  | 78.5  | 79.3  | 80.2  | 81.5  | 82.1  | 77.1 | 74.3 | 75.3 |  |
| (1) | PFLANZLICHE ERZEUGNISSE (ohne Obst und Gemüse) | CROP PRODUCTS (excl. fruit and vegetables)           | PRODUITS VEGETAUX (sans fruits et légumes)            | 72.6   | 73.4  | 74.5  | 76.2  | 78.2  | 78.0  | 77.8  | 77.7  | 78.0  | 77.3  | 74.5 | 74.6 | 75.4 |  |
| 11  | Getreide und Reis                              | Cereals and rice                                     | Céréales et riz                                       | 67.0   | 68.5  | 69.9  | 71.0  | 71.1  | 71.3  | 70.6  | 70.7  | 72.0  | 73.8  | 68.6 | 67.3 | 68.0 |  |
| 12  | Hackfrüchte                                    | Root crops   | Plantes sarclées                                      | 101.8  | 102.7 | 103.1 | 104.1 | 112.1 | 111.1 | 114.0 | 117.7 | 120.0 | 101.9 | 87.4 | 97.2 | 96.2 |  |
| 12A | Speisekartoffeln                               | Potatoes for consumption                             | Pommes de terre de consommation                       | 124.9  | 114.4 | 115.8 | 119.1 | 148.8 | 146.3 | 157.5 | 170.6 | 179.4 | 115.0 | 63.3 | 98.8 | 96.4 |  |
| 12B | Zuckerrüben                                    | Sugar beet   | Betteraves sucrières                                  | 92.8   | 98.5  | 98.5  | 98.6  | 98.1  | 97.7  | 97.5  | 97.4  | 97.2  | 97.2  | 97.4 | 97.0 | 96.6 |  |
| 12C | Sonstige Hackfrüchte                           | Others   | Autres  | 90.6   | 90.4  | 90.4  | 90.5  | 90.2  | 89.9  | 89.7  | 89.6  | 89.4  | 89.4  | 89.6 | 89.2 | 89.0 |  |
| 13  | Obst   | Fruit  | Fruits  | 78.6   | 83.8  | 77.1  | 77.0  | 79.6  | 77.4  | 74.3  | 84.7  | 97.0  | 112.5 | 93.0 | 76.8 | 66.2 |  |
| 13A | Frischobst                                     | Fresh fruit  | Fruits frais  | 78.6   | 83.8  | 77.1  | 77.0  | 79.6  | 77.4  | 74.3  | 84.7  | 97.0  | 112.5 | 93.0 | 76.8 | 66.2 |  |
| 13B | Trockenfrüchte                                 | Nuts and dried fruit                                 | Fruits secs   | -      | -     | -     | -     | -     | -     | -     | -     | -     | -     | -    | -    | -    |  |
| 14  | Frischgemüse                                   | Fresh vegetables                                     | Légumes frais   | 93.4   | 89.3  | 71.9  | 70.8  | 92.2  | 83.9  | 99.2  | 101.2 | 101.3 | 99.7  | 88.1 | 69.9 | 82.7 |  |
| 15  | Weinmost/Wein                                  | Wine must/Wine                                       | Moût/Vin  | 77.1   | 78.5  | 79.4  | 81.2  | 81.2  | 82.0  | 82.3  | 82.1  | 82.3  | 82.5  | 83.0 | 82.4 | 82.8 |  |
| 16  | Oliven und Olivenöl                            | Olives and olive oil                                 | Olives et huile d'olives                              | -      | -     | -     | -     | -     | -     | -     | -     | -     | -     | -    | -    | -    |  |
| 17  | Saatgut  | Seeds  | Semences  | 65.3   | 65.3  | 66.0  | 67.0  | 72.6  | 71.9  | 70.5  | 69.5  | 69.3  | 69.3  | 69.5 | 69.1 | 69.9 |  |
| 18  | Blumen, Zierpflanzen und Baumschulerzeugnisse  | Flowers, ornamental plants and tree-nursery products | Fleurs, plantes ornementales et produits de pépinière | 85.2   | 85.5  | 85.9  | 93.5  | 95.9  | 95.2  | 91.5  | 90.1  | 86.5  | 83.6  | 81.6 | 83.9 | 85.2 |  |
| 19  | Sonstige pflanzliche Erzeugnisse               | Other crop products                                  | Autres produits végétaux                              | 52.1   | 50.1  | 51.4  | 52.3  | 61.3  | 58.1  | 57.0  | 55.1  | 53.8  | 55.1  | 55.5 | 54.2 | 57.6 |  |
| 2   | TIERE UND TIERISCHE ERZEUGNISSE                | ANIMALS AND ANIMAL PRODUCTS                          | ANIMAUX ET PRODUITS ANIMAUX                           | 88.5   | 87.7  | 86.9  | 86.1  | 86.0  | 85.1  | 83.8  | 80.6  | 80.5  | 80.6  | 81.5 | 84.1 | 84.7 |  |
| 21  | Tiere (zur Schlachtung und für den Export)     | Animals (for slaughter and export)                   | Animaux (boucherie et exportation)                    | 83.9   | 82.6  | 81.8  | 81.2  | 82.2  | 82.1  | 82.8  | 81.3  | 81.0  | 80.5  | 78.6 | 78.7 | 78.9 |  |
| 21A | Kälber   | Calves   | Veaux   | 91.7   | 92.2  | 91.7  | 94.3  | 92.1  | 94.9  | 91.9  | 92.4  | 92.9  | 92.6  | 88.0 | 85.0 | 84.9 |  |
| 21B | Rinder ohne Kälber                             | Cattle excluding calves                              | Bovins sans veaux                                     | 88.6   | 86.5  | 84.3  | 82.8  | 83.0  | 82.8  | 84.0  | 83.6  | 83.7  | 81.5  | 79.3 | 79.3 | 79.0 |  |
| 21C | Schweine                                       | Pigs   | Porcs   | 73.7   | 70.7  | 70.4  | 68.2  | 71.9  | 72.9  | 75.6  | 69.3  | 69.8  | 74.7  | 73.8 | 76.5 | 75.9 |  |
| 21D | Schafe und Lämmer                              | Sheep and lambs                                      | Moutons et agneaux                                    | 85.6   | 84.4  | 90.0  | 97.5  | 98.7  | 97.1  | 96.4  | 96.8  | 90.8  | 81.4  | 77.5 | 79.2 | 80.4 |  |
| 21E | Geflügel                                       | Poultry  | Volailles   | 82.3   | 81.7  | 81.3  | 81.1  | 80.9  | 80.5  | 80.3  | 80.1  | 80.3  | 79.9  | 79.8 | 78.7 | 77.9 |  |
| 21F | Sonstige Tiere                                 | Other animals  | Autres animaux  | 78.2   | 83.9  | 83.2  | 81.0  | 78.7  | 78.3  | 80.0  | 80.9  | 75.7  | 68.8  | 65.7 | 67.0 | 79.5 |  |
| 22  | Milch  | Milk   | Lait  | 98.4   | 98.4  | 97.9  | 96.9  | 94.8  | 92.2  | 87.5  | 81.3  | 81.2  | 82.4  | 88.8 | 95.3 | 96.3 |  |
| 23  | Eier   | Eggs   | Oeufs   | 72.6   | 71.1  | 69.1  | 66.4  | 64.9  | 69.1  | 65.9  | 61.4  | 66.0  | 64.3  | 62.4 | 67.8 | 71.9 |  |
| 24  | Sonstige tierische Erzeugnisse                 | Other animal products                                | Autres produits animaux                               | 88.5   | 87.7  | 86.9  | 86.1  | 86.0  | 85.1  | 83.8  | 80.6  | 80.5  | 80.6  | 81.5 | 84.1 | 84.7 |  |

## DEFLATIONIERTE PREISINDIZES / DEFLATED PRICE INDICES / INDICES DES PRIX DEFLATES

1990 = 100 (ohne MwSt / excluding VAT / TVA exclue)

|     |  |  | IRELAND   |       |       |       |       |       |       |       |       |       |       |       |       |       |
|-----|--|--|---|-------|-------|-------|-------|-------|-------|-------|-------|-------|-------|-------|-------|-------|
|     |  |  | 1994  |       |       |       | 1995  |       |       |       |       |       |       |       |       |       |
|     |  |  | sep   | oct   | nov   | dec   | jan   | feb   | mar   | apr   | mai   | jun   | jul   | aug   | sep   |       |
| 0   | INSGESAMT                                      | TOTAL  | TOTAL   | 92.4  | 92.3  | 92.2  | 93.1  | 95.0  | 96.6  | 96.8  | 98.6  | 97.8  | 96.5  | 94.6  | 93.6  | 93.6  |
| (0) | INSGESAMT (ohne Obst und Gemüse)               | TOTAL (excl. fruit and vegetables)                   | TOTAL (sans fruits et légumes)                        | 92.3  | 92.4  | 92.3  | 93.4  | 95.1  | 96.7  | 96.9  | 98.7  | 97.8  | 96.5  | 94.4  | 92.7  | 93.2  |
| 1   | PFLANZLICHE ERZEUGNISSE                        | CROP PRODUCTS  | PRODUITS VEGETAUX                                     | 90.6  | 90.5  | 90.1  | 89.0  | 94.8  | 100.8 | 101.9 | 101.8 | 99.5  | 98.2  | 104.1 | 98.7  | 99.0  |
| (1) | PFLANZLICHE ERZEUGNISSE (ohne Obst und Gemüse) | CROP PRODUCTS (excl. fruit and vegetables)           | PRODUITS VEGETAUX (sans fruits et légumes)            | 89.3  | 90.6  | 90.6  | 90.9  | 95.1  | 102.5 | 103.7 | 103.4 | 99.6  | 98.8  | 104.9 | 92.0  | 96.2  |
| 11  | Getreide und Reis                              | Cereals and rice                                     | Céréales et riz                                       | 79.0  | 78.8  | 78.8  | 78.8  | 78.2  | 78.2  | 78.2  | 77.4  | 77.4  | 77.4  | 77.0  | 86.0  | 86.0  |
| 12  | Hackfrüchte                                    | Root crops   | Plantes racinées                                      | 109.3 | 114.1 | 114.3 | 115.0 | 127.7 | 150.9 | 154.6 | 154.5 | 143.7 | 141.4 | 160.6 | 103.1 | 115.7 |
| 12A | Speisekartoffeln                               | Potatoes for consumption                             | Pommes de terre de consommation                       | 129.3 | 141.2 | 141.7 | 143.5 | 175.5 | 231.9 | 233.6 | 234.6 | 208.3 | 202.7 | 250.1 | 110.5 | 137.7 |
| 12B | Zuckerrüben                                    | Sugar beet   | Betteraves sucrières                                  | 95.3  | 95.1  | 95.1  | 95.1  | 94.3  | 94.3  | 99.4  | 98.5  | 98.5  | 98.5  | 97.9  | 97.9  | 100.4 |
| 12C | Sonstige Hackfrüchte                           | Others   | Autres  | -     | -     | -     | -     | -     | -     | -     | -     | -     | -     | -     | -     | -     |
| 13  | Obst   | Fruit  | Fruits  | -     | -     | -     | -     | -     | -     | -     | -     | -     | -     | -     | -     | -     |
| 13A | Frischobst                                     | Fresh fruit  | Fruits frais  | -     | -     | -     | -     | -     | -     | -     | -     | -     | -     | -     | -     | -     |
| 13B | Trockenfrüchte                                 | Nuts and dried fruit                                 | Fruits secs   | -     | -     | -     | -     | -     | -     | -     | -     | -     | -     | -     | -     | -     |
| 14  | Frischgemüse                                   | Fresh vegetables                                     | Légumes frais   | 94.6  | 90.1  | 88.4  | 83.2  | 92.7  | 95.6  | 96.3  | 96.7  | 99.2  | 96.2  | 101.5 | 120.1 | 108.0 |
| 15  | Weinmost/Wein                                  | Wine must/Wine                                       | Moût/Vin  | -     | -     | -     | -     | -     | -     | -     | -     | -     | -     | -     | -     | -     |
| 16  | Oliven und Olivenöl                            | Olives and olive oil                                 | Olives et huile d'olives                              | -     | -     | -     | -     | -     | -     | -     | -     | -     | -     | -     | -     | -     |
| 17  | Saatgut  | Seeds  | Semences  | 83.2  | 78.8  | 78.8  | 78.8  | 87.6  | 79.3  | 79.3  | 83.9  | 79.7  | 79.7  | 79.3  | 91.2  | 91.2  |
| 18  | Blumen, Zierpflanzen und Baumschulerzeugnisse  | Flowers, ornamental plants and tree-nursery products | Fleurs, plantes ornementales et produits de pépinière | -     | -     | -     | -     | -     | -     | -     | -     | -     | -     | -     | -     | -     |
| 19  | Sonstige pflanzliche Erzeugnisse               | Other crop products                                  | Autres produits végétaux                              | -     | -     | -     | -     | -     | -     | -     | -     | -     | -     | -     | -     | -     |
| 2   | TIERE UND TIERISCHE ERZEUGNISSE                | ANIMALS AND ANIMAL PRODUCTS                          | ANIMAUX ET PRODUITS ANIMAUX                           | 92.6  | 92.6  | 92.5  | 93.6  | 95.1  | 96.1  | 96.1  | 98.2  | 97.6  | 96.2  | 93.3  | 92.8  | 92.9  |
| 21  | Tiere (zur Schlachtung und für den Export)     | Animals (for slaughter and export)                   | Animaux (boucherie et exportation)                    | 86.9  | 86.0  | 86.7  | 90.6  | 90.6  | 92.4  | 94.1  | 95.4  | 92.4  | 90.7  | 86.8  | 86.4  | 84.6  |
| 21A | Kälber   | Calves   | Veaux   | -     | -     | -     | -     | -     | -     | -     | -     | -     | -     | -     | -     | -     |
| 21B | Rinder ohne Kälber                             | Cattle excluding calves                              | Bovins sans veaux                                     | 91.0  | 89.6  | 89.7  | 92.1  | 94.2  | 96.4  | 97.9  | 99.5  | 96.6  | 94.8  | 90.7  | 90.1  | 87.2  |
| 21C | Schweine                                       | Pigs   | Porcs   | 79.1  | 81.4  | 80.8  | 80.2  | 75.0  | 75.8  | 81.3  | 84.3  | 83.8  | 85.6  | 85.2  | 86.2  | 86.8  |
| 21D | Schafe und Lämmer                              | Sheep and lambs                                      | Moutons et agneaux                                    | 67.4  | 68.5  | 75.2  | 85.8  | 91.2  | 92.1  | 90.9  | 88.8  | 79.6  | 72.7  | 63.8  | 62.7  | 65.5  |
| 21E | Geflügel                                       | Poultry  | Volailles   | 80.9  | 77.3  | 78.4  | 99.9  | 76.4  | 76.8  | 76.4  | 76.4  | 77.1  | 76.7  | 76.1  | 76.2  | 76.5  |
| 21F | Sonstige Tiere                                 | Other animals  | Autres animaux  | -     | -     | -     | -     | -     | -     | -     | -     | -     | -     | -     | -     | -     |
| 22  | Milch  | Milk   | Lait  | 101.9 | 103.1 | 101.9 | 99.1  | 102.1 | 101.7 | 99.4  | 102.7 | 105.5 | 104.9 | 103.3 | 102.8 | 105.5 |
| 23  | Eier   | Eggs   | Oeufs   | 63.8  | 63.7  | 63.8  | 63.6  | 62.9  | 62.7  | 62.7  | 61.6  | 61.2  | 60.5  | 59.8  | 59.7  | 60.2  |
| 24  | Sonstige tierische Erzeugnisse                 | Other animal products                                | Autres produits animaux                               | 56.8  | 55.0  | 56.3  | 55.9  | 131.3 | 134.4 | 144.2 | 129.0 | 137.5 | 120.6 | 118.2 | 123.0 | 118.1 |



## DEFLATIONIERTE PREISINDIZES / DEFLATED PRICE INDICES / INDICES DES PRIX DEFLATES

1990 = 100 (ohne MwSt / excluding VAT / TVA exclue)

|     |  |   | NEDERLAND   |       |       |       |       |       |       |       |       |       |       |       |       |       |
|-----|--|---|---|-------|-------|-------|-------|-------|-------|-------|-------|-------|-------|-------|-------|-------|
|     |  |   | 1994  |       |       |       | 1995  |       |       |       |       |       |       |       |       |       |
|     |  |   | sep   | oct   | nov   | dec   | jan   | feb   | mar   | apr   | mai   | jun   | jul   | aug   | sep   |       |
| 0   | INSGESAMT                                      | TOTAL   | TOTAL   | 85.2  | 83.1  | 82.4  | 86.4  | 91.0  | 98.8  | 91.0  | 86.7  | 82.5  | 78.8  | 75.3  | 77.0  | 82.5  |
| (0) | INSGESAMT (ohne Obst und Gemüse)               | TOTAL (excl. fruit and vegetables)              | TOTAL (sans fruits et légumes)                        | 86.3  | 86.4  | 84.6  | 87.3  | 90.1  | 97.4  | 90.1  | 87.9  | 84.7  | 81.2  | 78.8  | 80.3  | 86.1  |
| 1   | PFLANZLICHE ERZEUGNISSE                        | CROP PRODUCTS                                   | PRODUITS VEGETAUX                                     | 92.7  | 89.0  | 86.6  | 97.4  | 107.6 | 123.8 | 108.0 | 101.3 | 92.3  | 81.6  | 76.4  | 77.1  | 89.3  |
| (1) | PFLANZLICHE ERZEUGNISSE (ohne Obst und Gemüse) | CROP PRODUCTS (excl. fruit and vegetables)      | PRODUITS VEGETAUX (sans fruits et légumes)            | 99.7  | 101.7 | 95.3  | 105.4 | 112.7 | 131.5 | 113.3 | 112.0 | 103.7 | 90.3  | 87.6  | 87.2  | 103.5 |
| 11  | Getreide und Reis                              | Cereals and rice                                | Céréales et riz                                       | 71.3  | 71.5  | 72.3  | 72.7  | 73.5  | 72.4  | 70.7  | 71.0  | 71.1  | 71.3  | 71.3  | 65.8  | 66.9  |
| 12  | Hackfrüchte                                    | Root crops                                      | Plantes racinées                                      | 108.8 | 109.8 | 114.5 | 118.4 | 132.8 | 133.7 | 130.3 | 129.6 | 123.9 | 83.8  | 67.7  | 66.7  | 90.9  |
| 12A | Speisekartoffeln                               | Potatoes for consumption                        | Pommes de terre de consommation                       | 127.8 | 130.3 | 140.9 | 149.6 | 190.6 | 193.5 | 186.1 | 184.6 | 170.9 | 76.2  | 38.1  | 36.1  | 94.1  |
| 12B | Zuckerrüben                                    | Sugar beet                                      | Betteraves sucrières                                  | 99.1  | 99.0  | 99.3  | 99.6  | 93.3  | 92.8  | 92.3  | 92.2  | 92.3  | 92.5  | 92.5  | 92.3  | 91.6  |
| 12C | Sonstige Hackfrüchte                           | Others  | Autres  | 81.6  | 81.5  | 81.7  | 82.0  | 80.6  | 80.1  | 79.7  | 79.6  | 79.7  | 79.9  | 79.9  | 79.7  | 79.1  |
| 13  | Obst   | Fruit   | Fruits  | 58.6  | 48.2  | 51.8  | 62.3  | 57.1  | 63.6  | 68.1  | 97.6  | 94.5  | 88.7  | 52.7  | 77.9  | 61.7  |
| 13A | Frischobst                                     | Fresh fruit                                     | Fruits frais  | 58.6  | 48.2  | 51.8  | 62.3  | 57.1  | 63.6  | 68.1  | 97.6  | 94.5  | 88.7  | 52.7  | 77.9  | 61.7  |
| 13B | Trockenfrüchte                                 | Nuts and dried fruit                            | Fruits secs   | -     | -     | -     | -     | -     | -     | -     | -     | -     | -     | -     | -     | -     |
| 14  | Frischgemüse                                   | Fresh vegetables                                | Légumes frais   | 81.3  | 64.4  | 71.0  | 83.6  | 103.3 | 114.6 | 101.6 | 75.8  | 64.2  | 59.3  | 53.0  | 52.3  | 59.3  |
| 15  | Weinmost/Wein                                  | Wine must/Wine                                  | Mou/Vin   | -     | -     | -     | -     | -     | -     | -     | -     | -     | -     | -     | -     | -     |
| 16  | Oliven und Olivenöl                            | Olives and olive oil                            | Olives et huile d'olives                              | -     | -     | -     | -     | -     | -     | -     | -     | -     | -     | -     | -     | -     |
| 17  | Saatgut  | Seeds   | Semences  | 110.2 | 94.1  | 92.0  | 104.5 | 92.0  | 103.1 | 106.0 | 127.1 | 91.7  | 139.5 | 82.3  | 110.0 | 109.2 |
| 18  | Blumen, Zierpflanzen und Baumschulerzeugnisse  | Flowers, ornamental plants and nursery products | Fleurs, plantes ornementales et produits de pépinière | 97.8  | 102.8 | 92.0  | 104.5 | 113.0 | 140.1 | 113.2 | 108.5 | 102.3 | 86.9  | 95.3  | 92.1  | 109.8 |
| 19  | Sonstige pflanzliche Erzeugnisse               | Other crop products                             | Autres produits végétaux                              | 93.0  | 91.5  | 90.9  | 92.1  | 93.0  | 85.6  | 85.8  | 83.5  | 83.7  | 83.8  | 83.8  | 65.9  | 70.6  |
| 2   | TIERE UND TIERISCHE ERZEUGNISSE                | ANIMALS AND ANIMAL PRODUCTS                     | ANIMAUX ET PRODUITS ANIMAUX                           | 79.7  | 78.8  | 79.3  | 78.4  | 78.9  | 80.6  | 78.6  | 76.1  | 75.3  | 76.7  | 74.5  | 76.9  | 77.6  |
| 21  | Tiere (zur Schlachtung und für den Export)     | Animals (for slaughter and export)              | Animaux (boucherie et exportation)                    | 77.2  | 75.4  | 75.2  | 74.6  | 76.2  | 80.0  | 76.8  | 74.3  | 73.9  | 76.3  | 72.2  | 76.1  | 75.9  |
| 21A | Kälber   | Calves  | Veaux   | 93.3  | 87.4  | 91.3  | 95.2  | 98.0  | 97.4  | 89.0  | 90.3  | 86.2  | 85.6  | 84.1  | 86.2  | 84.8  |
| 21B | Rinder ohne Kälber                             | Cattle excluding calves                         | Bovins sans veaux                                     | 84.1  | 82.8  | 80.2  | 79.3  | 77.5  | 77.5  | 77.8  | 77.3  | 77.5  | 76.0  | 73.2  | 72.3  | 70.7  |
| 21C | Schweine                                       | Pigs  | Porcs   | 70.9  | 69.4  | 68.8  | 67.3  | 70.4  | 77.4  | 74.4  | 70.6  | 71.0  | 76.3  | 70.6  | 76.9  | 76.9  |
| 21D | Schafe und Lämmer                              | Sheep and lambs                                 | Moutons et agneaux                                    | 83.1  | 87.8  | 91.0  | 93.5  | 93.3  | 96.4  | 94.0  | 94.4  | 92.0  | 87.1  | 83.9  | 81.3  | 82.3  |
| 21E | Geflügel                                       | Poultry   | Volailles   | 77.5  | 77.1  | 76.7  | 75.1  | 73.2  | 72.9  | 69.9  | 65.4  | 65.8  | 65.3  | 63.7  | 66.0  | 68.1  |
| 21F | Sonstige Tiere                                 | Other animals                                   | Autres animaux  | 76.0  | 78.6  | 78.7  | 79.1  | 76.3  | 76.2  | 73.9  | 74.8  | 69.3  | 63.7  | 62.0  | 59.4  | 67.8  |
| 22  | Milch  | Milk  | Lait  | 84.8  | 87.0  | 87.7  | 87.5  | 85.7  | 83.8  | 83.1  | 81.8  | 80.9  | 80.1  | 79.3  | 78.6  | 79.9  |
| 23  | Eier   | Eggs  | Oeufs   | 63.7  | 64.1  | 63.4  | 64.2  | 66.5  | 72.0  | 67.7  | 64.5  | 63.2  | 65.4  | 47.9  | 69.7  | 77.3  |
| 24  | Sonstige tierische Erzeugnisse                 | Other animal products                           | Autres produits animaux                               | 101.0 | 29.2  | 69.6  | 66.6  | 39.1  | 38.9  | 62.1  | 70.0  | 56.5  | 78.1  | 148.0 | 91.5  | 81.6  |



## DEFLATIONIERTE PREISINDIZES / DEFLATED PRICE INDICES / INDICES DES PRIX DEFLATES

1990 = 100 (ohne MwSt / excluding VAT / TVA exclue)

|     |  |  |   | ITALIA |       |       |       |       |       |       |       |       |       |       |       |       |  |
|-----|--|--|---|--------|-------|-------|-------|-------|-------|-------|-------|-------|-------|-------|-------|-------|--|
|     |  |  |   | 1994   |       |       |       | 1995  |       |       |       |       |       |       |       |       |  |
|     |  |  |   | sep    | oct   | nov   | dec   | jan   | feb   | mar   | apr   | mai   | jun   | jul   | aug   | sep   |  |
| 0   | INSGESAMT                                      | TOTAL  | TOTAL   | 93.0   | 92.1  | 87.8  | 88.8  | 95.1  | 90.3  | 91.9  | 91.4  | 89.4  | 88.1  | 89.8  | 90.2  | 92.1  |  |
| (0) | INSGESAMT (ohne Obst und Gemüse)               | TOTAL (excl. fruit and vegetables)                   | TOTAL (sans fruits et légumes)                        | 88.0   | 91.8  | 89.7  | 91.2  | 92.0  | 90.1  | 90.1  | 92.4  | 89.4  | 86.8  | 86.7  | 90.0  | 91.7  |  |
| 1   | PFLANZLICHE ERZEUGNISSE                        | CROP PRODUCTS  | PRODUITS VEGETAUX                                     | 92.6   | 89.8  | 83.4  | 86.6  | 99.5  | 91.8  | 93.9  | 92.1  | 89.9  | 88.9  | 91.6  | 90.1  | 91.8  |  |
| (1) | PFLANZLICHE ERZEUGNISSE (ohne Obst und Gemüse) | CROP PRODUCTS (excl. fruit and vegetables)           | PRODUITS VEGETAUX (sans fruits et légumes)            | 81.6   | 87.6  | 84.4  | 90.1  | 95.9  | 92.3  | 91.4  | 94.8  | 90.4  | 86.7  | 86.2  | 89.4  | 90.7  |  |
| 11  | Getreide und Reis                              | Cereals and rice                                     | Céréales et riz                                       | 78.3   | 79.3  | 81.4  | 82.8  | 84.6  | 84.7  | 87.7  | 91.5  | 92.1  | 93.3  | 95.1  | 94.2  | 91.1  |  |
| 12  | Hackfrüchte                                    | Root crops   | Plantes racinées                                      | 98.0   | 102.0 | 105.2 | 107.2 | 112.8 | 118.8 | 118.7 | 105.2 | 114.0 | 96.9  | 101.0 | 96.2  | 96.8  |  |
| 12A | Speisekartoffeln                               | Potatoes for consumption                             | Pommes de terre de consommation                       | 113.1  | 123.2 | 131.5 | 136.6 | 150.4 | 166.0 | 166.5 | 134.5 | 156.3 | 115.9 | 111.6 | 100.4 | 102.1 |  |
| 12B | Zuckerrüben                                    | Sugar beet   | Betteraves sucrées                                    | 87.4   | 86.9  | 86.6  | 86.4  | 86.0  | 85.3  | 84.8  | 84.4  | 83.9  | 83.3  | 93.5  | 93.2  | 93.0  |  |
| 12C | Sonstige Hackfrüchte                           | Others   | Autres  | -      | -     | -     | -     | -     | -     | -     | -     | -     | -     | -     | -     | -     |  |
| 13  | Obst   | Fruit  | Fruits  | 81.0   | 89.2  | 86.9  | 90.4  | 100.5 | 93.7  | 96.5  | 86.7  | 91.8  | 97.7  | 112.3 | 86.1  | 77.1  |  |
| 13A | Frischobst                                     | Fresh fruit  | Fruits frais  | 78.9   | 86.4  | 84.1  | 88.0  | 98.8  | 91.5  | 94.6  | 83.9  | 87.6  | 94.0  | 109.6 | 81.6  | 74.3  |  |
| 13B | Trockenfrüchte                                 | Nuts and dried fruit                                 | Fruits secs   | 110.2  | 127.0 | 126.5 | 124.5 | 124.7 | 124.1 | 123.7 | 124.8 | 150.5 | 149.4 | 149.2 | 148.7 | 116.4 |  |
| 14  | Frischgemüse                                   | Fresh vegetables                                     | Légumes frais   | 137.8  | 97.0  | 76.4  | 72.0  | 109.0 | 88.2  | 98.2  | 90.0  | 86.4  | 86.4  | 85.5  | 96.2  | 110.7 |  |
| 15  | Weinmost/Wein                                  | Wine must/Wine                                       | Moût/Vin  | 76.5   | 80.2  | 85.4  | 87.6  | 88.8  | 89.3  | 89.6  | 89.0  | 90.2  | 89.8  | 91.4  | 91.1  | 93.3  |  |
| 16  | Oliven und Olivenöl                            | Olives and olive oil                                 | Olives et huile d'olives                              | 86.1   | 89.0  | 89.8  | 89.0  | 92.4  | 94.5  | 96.7  | 97.0  | 96.4  | 96.3  | 97.0  | 99.2  | 100.8 |  |
| 17  | Saatgut  | Seeds  | Semences  | 91.2   | 90.5  | 89.8  | 89.8  | 86.4  | 85.8  | 85.4  | 85.0  | 84.5  | 84.1  | 84.5  | 84.4  | 85.6  |  |
| 18  | Blumen, Zierpflanzen und Baumschulerzeugnisse  | Flowers, ornamental plants and tree-nursery products | Fleurs, plantes ornementales et produits de pépinière | 84.6   | 117.5 | 75.4  | 114.1 | 146.0 | 111.1 | 93.3  | 120.5 | 76.5  | 59.0  | 44.3  | 72.8  | 84.4  |  |
| 19  | Sonstige pflanzliche Erzeugnisse               | Other crop products                                  | Autres produits végétaux                              | 76.6   | 76.4  | 76.2  | 74.7  | 74.6  | 73.2  | 74.7  | 76.2  | 76.4  | 75.8  | 75.7  | 76.8  | 76.9  |  |
| 2   | TIERE UND TIERISCHE ERZEUGNISSE                | ANIMALS AND ANIMAL PRODUCTS                          | ANIMAUX ET PRODUITS ANIMAUX                           | 93.7   | 95.6  | 94.5  | 92.2  | 88.5  | 88.0  | 89.0  | 90.3  | 88.5  | 86.9  | 87.2  | 90.5  | 92.6  |  |
| 21  | Tiere (zur Schlachtung und für den Export)     | Animals (for slaughter and export)                   | Animaux (boucherie et exportation)                    | 99.9   | 101.3 | 100.1 | 96.6  | 91.6  | 91.1  | 92.6  | 94.4  | 92.2  | 90.0  | 90.3  | 94.8  | 97.0  |  |
| 21A | Kälber   | Calves   | Veaux   | 106.3  | 104.9 | 102.7 | 102.2 | 105.3 | 106.7 | 107.0 | 107.4 | 108.8 | 109.6 | 106.6 | 104.4 | 105.5 |  |
| 21B | Rinder ohne Kälber                             | Cattle excluding calves                              | Bovins sans veaux                                     | 106.4  | 106.8 | 105.8 | 104.9 | 106.0 | 104.1 | 104.7 | 105.5 | 103.9 | 102.1 | 100.5 | 101.2 | 101.5 |  |
| 21C | Schweine                                       | Pigs   | Porcs   | 87.6   | 92.4  | 90.5  | 84.8  | 81.7  | 82.5  | 85.1  | 86.5  | 84.4  | 82.4  | 84.2  | 90.3  | 97.0  |  |
| 21D | Schafe und Lämmer                              | Sheep and lambs                                      | Moutons et agneaux                                    | 79.4   | 87.1  | 78.6  | 83.2  | 77.2  | 76.6  | 76.6  | 82.8  | 81.4  | 79.0  | 78.6  | 78.6  | 78.9  |  |
| 21E | Geflügel                                       | Poultry  | Volailles   | 106.4  | 103.2 | 101.7 | 91.5  | 79.6  | 81.7  | 83.9  | 88.0  | 82.1  | 82.4  | 86.4  | 96.9  | 93.2  |  |
| 21F | Sonstige Tiere                                 | Other animals  | Autres animaux  | 93.7   | 102.0 | 105.0 | 108.2 | 88.6  | 81.5  | 82.3  | 84.2  | 83.9  | 71.9  | 68.7  | 76.5  | 88.2  |  |
| 22  | Milch  | Milk   | Lait  | 82.6   | 86.0  | 85.6  | 85.3  | 85.0  | 84.4  | 83.8  | 83.8  | 83.3  | 82.9  | 83.3  | 83.2  | 83.9  |  |
| 23  | Eier   | Eggs   | Oeufs   | 86.3   | 85.4  | 82.4  | 83.2  | 75.3  | 76.2  | 79.2  | 81.1  | 78.0  | 75.4  | 76.3  | 82.8  | 91.0  |  |
| 24  | Sonstige tierische Erzeugnisse                 | Other animal products                                | Autres produits animaux                               | 68.8   | 70.0  | 72.9  | 72.9  | 76.3  | 78.1  | 77.6  | 83.7  | 83.2  | 81.9  | 80.2  | 80.0  | 85.6  |  |



## DEFLATIONIERTE PREISINDIZES / DEFLATED PRICE INDICES / INDICES DES PRIX DEFLATES

1990 = 100 (ohne MwSt / excluding VAT / TVA exclue)

|     |  |  | PORTUGAL  |       |       |       |       |       |       |       |       |       |       |       |       |       |
|-----|--|--|---|-------|-------|-------|-------|-------|-------|-------|-------|-------|-------|-------|-------|-------|
|     |  |  | 1994  |       |       |       | 1995  |       |       |       |       |       |       |       |       |       |
|     |  |  | sep   | oct   | nov   | dec   | jan   | feb   | mar   | apr   | mai   | jun   | jul   | aug   | sep   |       |
| 0   | INSGESAMT                                      | TOTAL  | TOTAL   | 72.6  | 70.9  | 71.0  | 73.5  | 80.6  | 81.9  | 80.8  | 80.0  | 78.2  | 74.6  | 73.9  | 77.1  | 75.3  |
| (0) | INSGESAMT (ohne Obst und Gemüse)               | TOTAL (excl. fruit and vegetables)                   | TOTAL (sans fruits et légumes)                        | 70.4  | 69.3  | 69.7  | 73.2  | 80.7  | 82.3  | 79.1  | 77.0  | 75.2  | 71.2  | 70.7  | 72.7  | 72.8  |
| 1   | PFLANZLICHE ERZEUGNISSE                        | CROP PRODUCTS  | PRODUITS VEGETAUX                                     | 74.8  | 75.2  | 76.2  | 80.4  | 91.6  | 93.9  | 91.5  | 91.1  | 87.0  | 80.4  | 78.4  | 82.8  | 80.6  |
| (1) | PFLANZLICHE ERZEUGNISSE (ohne Obst und Gemüse) | CROP PRODUCTS (excl. fruit and vegetables)           | PRODUITS VEGETAUX (sans fruits et légumes)            | 70.5  | 73.7  | 75.8  | 83.5  | 97.9  | 101.6 | 93.2  | 89.7  | 84.5  | 75.0  | 72.9  | 74.8  | 77.2  |
| 11  | Getreide und Reis                              | Cereals and rice                                     | Céréales et riz                                       | 50.7  | 50.5  | 50.4  | 50.3  | 49.7  | 49.3  | 49.1  | 48.9  | 48.9  | 49.1  | 49.1  | 48.8  | 48.7  |
| 12  | Hackfrüchte                                    | Root crops   | Plantes racinées                                      | 109.1 | 122.1 | 131.5 | 163.0 | 212.0 | 251.9 | 197.1 | 202.2 | 166.7 | 96.7  | 76.6  | 81.0  | 89.9  |
| 12A | Speisekartoffeln                               | Potatoes for consumption                             | Pommes de terre de consommation                       | 109.1 | 122.1 | 131.5 | 163.0 | 212.0 | 251.9 | 197.1 | 202.2 | 166.6 | 96.7  | 76.6  | 81.0  | 89.9  |
| 12B | Zuckerrüben                                    | Sugar beet   | Betteraves sucrières                                  | -     | -     | -     | -     | -     | -     | -     | -     | -     | -     | -     | -     | -     |
| 12C | Sonstige Hackfrüchte                           | Others   | Autres  | 109.1 | 122.1 | 131.5 | 163.0 | 212.0 | 251.9 | 197.1 | 206.0 | 193.2 | 102.2 | 77.9  | 81.0  | 89.9  |
| 13  | Obst   | Fruit  | Fruits  | 81.6  | 81.9  | 84.8  | 73.3  | 73.9  | 75.8  | 88.7  | 90.2  | 96.6  | 87.9  | 94.0  | 100.0 | 78.2  |
| 13A | Frischobst                                     | Fresh fruit  | Fruits frais  | 72.9  | 73.5  | 77.3  | 62.4  | 62.9  | 69.4  | 80.9  | 87.3  | 91.2  | 79.7  | 87.7  | 95.6  | 67.0  |
| 13B | Trockenfrüchte                                 | Nuts and dried fruit                                 | Fruits secs   | 109.9 | 109.5 | 109.3 | 108.9 | 110.0 | 96.8  | 114.1 | 100.0 | 114.6 | 115.0 | 115.0 | 114.4 | 115.0 |
| 14  | Frischgemüse                                   | Fresh vegetables                                     | Légumes frais   | 83.5  | 75.4  | 71.6  | 75.9  | 84.3  | 82.8  | 88.3  | 96.0  | 88.0  | 91.5  | 84.2  | 95.4  | 92.3  |
| 15  | Weinmost/Wein                                  | Wine must/Wine                                       | Moût/Vin  | 72.5  | 74.4  | 77.9  | 80.0  | 88.7  | 88.2  | 87.7  | 88.3  | 88.5  | 88.7  | 88.7  | 93.2  | 94.3  |
| 16  | Oliven und Olivenöl                            | Olives and olive oil                                 | Olives et huile d'olives                              | 37.7  | 37.5  | 37.5  | 37.4  | 83.1  | 84.7  | 85.0  | 79.0  | 80.5  | 84.0  | 85.9  | 85.5  | 85.3  |
| 17  | Saatgut  | Seeds  | Semences  | -     | -     | -     | -     | -     | -     | -     | -     | -     | -     | -     | -     | -     |
| 18  | Blumen, Zierpflanzen und Baumschulerzeugnisse  | Flowers, ornamental plants and tree-nursery products | Fleurs, plantes ornementales et produits de pépinière | 77.2  | 93.4  | 84.5  | 138.9 | 192.0 | 153.2 | 144.9 | 64.7  | 55.4  | 63.4  | 65.7  | 59.7  | 78.4  |
| 19  | Sonstige pflanzliche Erzeugnisse               | Other crop products                                  | Autres produits végétaux                              | 96.1  | 95.8  | 95.6  | 95.3  | 60.4  | 60.0  | 59.7  | 59.5  | 59.5  | 59.7  | 59.7  | 59.4  | 59.3  |
| 2   | TIERE UND TIERISCHE ERZEUGNISSE                | ANIMALS AND ANIMAL PRODUCTS                          | ANIMAUX ET PRODUITS ANIMAUX                           | 70.4  | 66.4  | 65.6  | 66.4  | 69.4  | 69.6  | 69.8  | 68.6  | 69.1  | 68.7  | 69.3  | 71.3  | 70.0  |
| 21  | Tiere (zur Schlachtung und für den Export)     | Animals (for slaughter and export)                   | Animaux (boucherie et exportation)                    | 71.5  | 65.9  | 65.2  | 66.8  | 67.4  | 68.7  | 69.0  | 67.3  | 68.5  | 67.5  | 67.9  | 70.3  | 67.5  |
| 21A | Kälber   | Calves   | Veaux   | 87.6  | 87.2  | 87.1  | 87.0  | 86.0  | 85.4  | 85.0  | 84.1  | 84.2  | 84.5  | 84.5  | 84.0  | 83.9  |
| 21B | Flinder ohne Kälber                            | Cattle excluding calves                              | Bovins sans veaux                                     | 70.3  | 69.8  | 70.3  | 70.6  | 69.7  | 68.9  | 67.9  | 66.9  | 65.4  | 61.6  | 59.2  | 57.3  | 58.6  |
| 21C | Schweine                                       | Pigs   | Porcs   | 69.9  | 61.1  | 60.8  | 62.3  | 63.9  | 64.1  | 63.8  | 61.9  | 69.4  | 72.6  | 71.4  | 71.2  | 66.9  |
| 21D | Schafe und Lämmer                              | Sheep and lambs                                      | Moutons et agneaux                                    | 86.7  | 85.4  | 88.6  | 92.8  | 88.7  | 81.2  | 78.8  | 79.5  | 75.9  | 77.3  | 80.1  | 83.8  | 84.1  |
| 21E | Geflügel                                       | Poultry  | Volailles   | 54.2  | 41.6  | 34.8  | 38.6  | 43.3  | 58.2  | 64.9  | 59.9  | 53.4  | 44.4  | 52.8  | 71.7  | 61.9  |
| 21F | Sonstige Tiere                                 | Other animals  | Autres animaux  | 115.3 | 114.9 | 114.7 | 114.3 | 113.0 | 112.2 | 111.6 | 111.2 | 111.3 | 111.6 | 111.6 | 111.1 | 110.8 |
| 22  | Milch  | Milk   | Lait  | 67.2  | 67.0  | 66.8  | 66.6  | 77.3  | 78.7  | 76.4  | 76.1  | 76.1  | 76.4  | 76.4  | 76.0  | 75.8  |
| 23  | Eier   | Eggs   | Oeufs   | 63.0  | 60.5  | 56.2  | 53.2  | 52.2  | 45.6  | 46.1  | 46.5  | 43.5  | 45.3  | 50.3  | 56.5  | 63.5  |
| 24  | Sonstige tierische Erzeugnisse                 | Other animal products                                | Autres produits animaux                               | 105.2 | 104.8 | 104.6 | 104.3 | 101.8 | 101.0 | 100.5 | 100.1 | 100.2 | 100.5 | 100.5 | 100.0 | 99.8  |

## DEFLATIONIERTE PREISINDIZES / DEFLATED PRICE INDICES / INDICES DES PRIX DEFLATES

1990 = 100 (ohne MwSt / excluding VAT / TVA exclue)

## SUOMI/FINLAND

|     |  |  | 1994  |       |       |       | 1995  |       |       |       |       |       |       |       |      |      |
|-----|--|--|---|-------|-------|-------|-------|-------|-------|-------|-------|-------|-------|-------|------|------|
|     |  |  | sep   | oct   | nov   | dec   | jan   | feb   | mar   | apr   | mai   | jun   | jul   | aug   | sep  |      |
| 0   | INSGESAMT                                      | TOTAL  | TOTAL   | 86.3  | 86.2  | 87.2  | 86.9  | 69.1  | 68.3  | 66.5  | 64.5  | 63.6  | 62.0  | 63.6  | 61.2 | 62.1 |
| (0) | INSGESAMT (ohne Obst und Gemüse)               | TOTAL (excl. fruit and vegetables)                   | TOTAL (sans fruits et légumes)                        | 86.3  | 86.3  | 87.3  | 87.0  | 68.4  | 67.6  | 65.8  | 63.3  | 62.3  | 61.2  | 62.6  | 61.0 | 61.4 |
| 1   | PFLANZLICHE ERZEUGNISSE                        | CROP PRODUCTS  | PRODUITS VEGETAUX                                     | 80.0  | 79.1  | 81.6  | 81.4  | 59.6  | 59.9  | 59.7  | 60.5  | 61.7  | 58.3  | 63.3  | 50.5 | 48.5 |
| (1) | PFLANZLICHE ERZEUGNISSE (ohne Obst und Gemüse) | CROP PRODUCTS (excl. fruit and vegetables)           | PRODUITS VEGETAUX (sans fruits et légumes)            | 78.9  | 78.2  | 81.1  | 80.9  | 55.8  | 56.2  | 56.0  | 55.6  | 56.7  | 54.7  | 59.5  | 48.3 | 44.0 |
| 11  | Getreide und Reis                              | Cereals and rice                                     | Céréales et riz                                       | 73.2  | 74.4  | 74.8  | 74.6  | 34.1  | 34.6  | 34.9  | 36.5  | 36.7  | 36.5  | 37.3  | 34.0 | 33.6 |
| 12  | Hackfrüchte                                    | Root crops   | Plantes racinées                                      | 104.4 | 94.9  | 94.2  | 93.2  | 95.4  | 96.8  | 98.2  | 97.7  | 99.7  | 98.0  | 128.5 | 77.6 | 72.1 |
| 12A | Speisekartoffeln                               | Potatoes for consumption                             | Pommes de terre de consommation                       | 145.0 | 120.6 | 118.2 | 115.6 | 121.1 | 125.1 | 128.8 | 127.8 | 133.0 | 129.0 | 208.0 | 80.8 | 65.5 |
| 12B | Zuckerrüben                                    | Sugar beet   | Betteraves sucrières                                  | 78.5  | 78.4  | 78.6  | 78.7  | 78.7  | 78.5  | 78.5  | 78.4  | 78.3  | 78.0  | 78.1  | 78.2 | 78.2 |
| 12C | Sonstige Hackfrüchte                           | Others   | Autres  | 80.9  | 80.8  | 81.0  | 81.1  | 81.2  | 80.9  | 80.9  | 80.8  | 80.7  | 80.4  | 80.5  | 64.3 | 67.5 |
| 13  | Obst   | Fruit  | Fruits  | 102.1 | 99.4  | 99.7  | 99.7  | 99.8  | 99.5  | 99.5  | 99.4  | 99.3  | 98.9  | 91.9  | 92.1 | 88.8 |
| 13A | Frischobst                                     | Fresh fruit  | Fruits frais  | 102.1 | 99.4  | 99.7  | 99.7  | 99.8  | 99.5  | 99.5  | 99.4  | 99.3  | 98.9  | 91.9  | 92.1 | 88.8 |
| 13B | Trockenfrüchte                                 | Nuts and dried fruit                                 | Fruits secs   | -     | -     | -     | -     | -     | -     | -     | -     | -     | -     | -     | -    | -    |
| 14  | Frischgemüse                                   | Fresh vegetables                                     | Légumes frais   | 81.9  | 79.9  | 79.6  | 79.3  | 80.3  | 79.7  | 79.6  | 81.4  | 94.6  | 76.7  | 88.0  | 55.8 | 75.8 |
| 15  | Weinmost/Wein                                  | Wine must/Wine                                       | Moût/Vin  | -     | -     | -     | -     | -     | -     | -     | -     | -     | -     | -     | -    | -    |
| 16  | Oliven und Olivenöl                            | Olives and olive oil                                 | Olives et huile d'olives                              | -     | -     | -     | -     | -     | -     | -     | -     | -     | -     | -     | -    | -    |
| 17  | Saatgut  | Seeds  | Semences  | 74.3  | 74.4  | 74.3  | 77.1  | 41.2  | 41.2  | 41.1  | 41.6  | 41.6  | 41.6  | 41.6  | 41.7 | 40.9 |
| 18  | Blumen, Zierpflanzen und Baumschulerzeugnisse  | Flowers, ornamental plants and tree-nursery products | Fleurs, plantes ornementales et produits de pépinière | 78.5  | 80.6  | 104.8 | 104.3 | 100.1 | 99.5  | 92.9  | 82.7  | 87.3  | 73.9  | 64.7  | 63.1 | 68.6 |
| 19  | Sonstige pflanzliche Erzeugnisse               | Other crop products                                  | Autres produits végétaux                              | 67.1  | 67.4  | 68.6  | 69.0  | 68.2  | 68.0  | 68.0  | 68.0  | 68.0  | 67.6  | 67.7  | 67.8 | 25.0 |
| 2   | TIERE UND TIERISCHE ERZEUGNISSE                | ANIMALS AND ANIMAL PRODUCTS                          | ANIMAUX ET PRODUITS ANIMAUX                           | 89.1  | 89.3  | 89.6  | 89.3  | 73.1  | 71.9  | 69.5  | 66.2  | 64.4  | 63.7  | 63.7  | 65.8 | 67.8 |
| 21  | Tiere (zur Schlachtung und für den Export)     | Animals (for slaughter and export)                   | Animaux (boucherie et exportation)                    | 81.8  | 81.3  | 82.2  | 82.1  | 62.6  | 62.5  | 61.9  | 59.9  | 56.8  | 56.6  | 56.8  | 55.7 | 53.9 |
| 21A | Kälber   | Calves   | Veaux   | 93.4  | 94.4  | 88.0  | 91.1  | 51.4  | 44.4  | 55.3  | 54.9  | 48.2  | 44.9  | 47.8  | 49.8 | 47.3 |
| 21B | Rinder ohne Kälber                             | Cattle excluding calves                              | Bovins sans veaux                                     | 83.3  | 82.8  | 84.5  | 83.7  | 73.3  | 71.9  | 70.3  | 66.0  | 60.0  | 58.9  | 57.9  | 55.8 | 52.9 |
| 21C | Schweine                                       | Pigs   | Porcs   | 80.2  | 79.9  | 80.4  | 81.0  | 51.7  | 53.0  | 53.4  | 53.8  | 53.6  | 54.5  | 55.8  | 55.7 | 54.8 |
| 21D | Schafe und Lämmer                              | Sheep and lambs                                      | Moutons et agneaux                                    | 77.7  | 76.1  | 71.8  | 69.2  | 44.7  | 44.8  | 46.0  | 46.7  | 41.3  | 42.1  | 44.7  | 41.9 | 50.2 |
| 21E | Geflügel                                       | Poultry  | Volailles   | 81.8  | 80.6  | 78.9  | 79.3  | 55.1  | 55.8  | 56.1  | 54.6  | 55.8  | 55.6  | 56.5  | 57.4 | 57.2 |
| 21F | Sonstige Tiere                                 | Other animals  | Autres animaux  | 49.3  | 49.3  | 48.4  | 46.7  | 28.5  | 27.8  | 27.8  | 28.0  | 27.2  | 26.9  | 27.9  | 27.4 | 27.2 |
| 22  | Milch  | Milk   | Lait  | 97.2  | 98.5  | 98.7  | 98.6  | 86.5  | 83.5  | 78.9  | 74.6  | 74.6  | 73.2  | 73.2  | 77.8 | 83.4 |
| 23  | Eier   | Eggs   | Oeufs   | 76.7  | 73.2  | 70.0  | 66.4  | 40.1  | 45.0  | 47.1  | 42.5  | 36.2  | 34.8  | 34.5  | 40.4 | 44.1 |
| 24  | Sonstige tierische Erzeugnisse                 | Other animal products                                | Autres produits animaux                               | 87.5  | 87.4  | 87.6  | 87.7  | 87.8  | 87.5  | 87.5  | 87.4  | 87.3  | 87.0  | 87.1  | 87.3 | 74.5 |

## DEFLATIONIERTE PREISINDIZES / DEFLATED PRICE INDICES / INDICES DES PRIX DEFLATES

1990 = 100 (ohne MwSt / excluding VAT / TVA exclue)

## SVERIGE

|     |  |  |   | SVERIGE |       |       |       |       |       |       |       |       |       |       |       |       |
|-----|--|--|---|---------|-------|-------|-------|-------|-------|-------|-------|-------|-------|-------|-------|-------|
|     |  |  |   | 1994    |       |       |       | 1995  |       |       |       |       |       |       |       |       |
|     |  |  |   | sep     | oct   | nov   | dec   | jan   | feb   | mar   | apr   | mai   | jun   | jul   | aug   | sep   |
| 0   | INSGESAMT                                      | TOTAL  | TOTAL   | 82.1    | 82.7  | 82.5  | 81.4  | 80.9  | 82.5  | 82.5  | 82.5  | 81.3  | 80.4  | 78.3  | 78.5  | 78.1  |
| (0) | INSGESAMT (ohne Obst und Gemüse)               | TOTAL (excl. fruit and vegetables)                   | TOTAL (sans fruits et légumes)                        | 82.2    | 82.7  | 82.4  | 81.2  | 81.4  | 82.5  | 82.6  | 82.1  | 81.3  | 80.3  | 77.7  | 77.4  | 77.3  |
| 1   | PFLANZLICHE ERZEUGNISSE                        | CROP PRODUCTS  | PRODUITS VEGETAUX                                     | 80.3    | 82.6  | 84.4  | 84.7  | 86.6  | 90.2  | 90.4  | 92.0  | 90.6  | 89.2  | 79.6  | 80.7  | 79.6  |
| (1) | PFLANZLICHE ERZEUGNISSE (ohne Obst und Gemüse) | CROP PRODUCTS (excl. fruit and vegetables)           | PRODUITS VEGETAUX (sans fruits et légumes)            | 80.3    | 82.6  | 84.4  | 84.7  | 89.9  | 92.0  | 92.8  | 91.8  | 92.3  | 90.7  | 77.4  | 76.4  | 76.7  |
| 11  | Getreide und Reis                              | Cereals and rice                                     | Céréales et riz                                       | 70.7    | 71.0  | 71.6  | 71.4  | 72.4  | 72.4  | 72.6  | 73.0  | 73.7  | 74.0  | 74.1  | 74.2  | 73.7  |
| 12  | Hackfrüchte                                    | Root crops   | Plantes racinées                                      | 95.5    | 102.0 | 106.7 | 107.8 | 109.2 | 119.2 | 126.4 | 129.8 | 133.0 | 126.5 | 117.9 | 109.2 | 111.8 |
| 12A | Speisekartoffeln                               | Potatoes for consumption                             | Pommes de terre de consommation                       | 115.8   | 129.8 | 139.8 | 141.8 | 145.2 | 166.8 | 182.5 | 190.2 | 197.0 | 183.3 | 137.6 | 118.9 | 125.2 |
| 12B | Zuckerrüben                                    | Sugar beet   | Betteraves sucrières                                  | 78.7    | 78.6  | 78.6  | 78.7  | 78.5  | 78.2  | 77.8  | 77.3  | 77.2  | 77.3  | 107.2 | 107.3 | 106.6 |
| 12C | Sonstige Hackfrüchte                           | Others   | Autres  | 72.2    | 72.1  | 72.2  | 72.3  | 72.0  | 71.7  | 71.4  | 71.0  | 70.9  | 70.9  | 71.0  | 71.1  | 70.6  |
| 13  | Obst   | Fruit  | Fruits  | 80.3    | 82.6  | 84.4  | 84.7  | 82.7  | 82.5  | 82.3  | 82.0  | 81.9  | 81.9  | 80.8  | 129.6 | 103.0 |
| 13A | Frischobst                                     | Fresh fruit  | Fruits frais  | 80.3    | 82.6  | 84.4  | 84.7  | 82.7  | 82.5  | 82.3  | 82.0  | 81.9  | 81.9  | 80.8  | 129.6 | 103.0 |
| 13B | Trockenfrüchte                                 | Nuts and dried fruit                                 | Fruits secs   | -       | -     | -     | -     | -     | -     | -     | -     | -     | -     | -     | -     | -     |
| 14  | Frischgemüse                                   | Fresh vegetables                                     | Légumes frais   | 80.3    | 82.6  | 84.4  | 84.7  | 74.5  | 88.0  | 85.0  | 102.7 | 89.6  | 87.5  | 97.4  | 94.9  | 91.7  |
| 15  | Weinmost/Wein                                  | Wine must/Wine                                       | Moût/Vin  | -       | -     | -     | -     | -     | -     | -     | -     | -     | -     | -     | -     | -     |
| 16  | Oliven und Olivenöl                            | Olives and olive oil                                 | Olives et huile d'olives                              | -       | -     | -     | -     | -     | -     | -     | -     | -     | -     | -     | -     | -     |
| 17  | Saatgut  | Seeds  | Semences  | -       | -     | -     | -     | -     | -     | -     | -     | -     | -     | -     | -     | -     |
| 18  | Blumen, Zierpflanzen und Baumschulerzeugnisse  | Flowers, ornamental plants and tree-nursery products | Fleurs, plantes ornementales et produits de pépinière | 80.3    | 82.6  | 84.4  | 84.7  | 109.5 | 106.5 | 99.5  | 88.8  | 85.5  | 85.4  | 65.6  | 73.6  | 72.3  |
| 19  | Sonstige pflanzliche Erzeugnisse               | Other crop products                                  | Autres produits végétaux                              | 76.6    | 76.5  | 76.6  | 76.7  | 76.4  | 76.1  | 75.8  | 75.3  | 75.2  | 75.3  | 34.7  | 34.8  | 34.5  |
| 2   | TIERE UND TIERISCHE ERZEUGNISSE                | ANIMALS AND ANIMAL PRODUCTS                          | ANIMAUX ET PRODUITS ANIMAUX                           | 82.7    | 82.7  | 81.8  | 80.1  | 78.9  | 79.7  | 79.6  | 79.1  | 77.9  | 77.1  | 77.8  | 77.7  | 77.5  |
| 21  | Tiere (zur Schlachtung und für den Export)     | Animals (for slaughter and export)                   | Animaux (boucherie et exportation)                    | 84.5    | 83.4  | 80.2  | 76.8  | 73.5  | 75.2  | 76.1  | 75.1  | 74.1  | 74.0  | 74.6  | 74.3  | 74.3  |
| 21A | Kälber   | Calves   | Veaux   | 89.2    | 87.3  | 85.7  | 89.8  | 90.0  | 90.2  | 89.7  | 88.7  | 88.2  | 88.1  | 87.8  | 86.0  | 85.7  |
| 21B | Rinder ohne Kälber                             | Cattle excluding calves                              | Bovins sans veaux                                     | 86.4    | 82.6  | 78.1  | 77.2  | 77.0  | 78.9  | 79.3  | 78.1  | 78.1  | 78.4  | 79.3  | 78.8  | 75.8  |
| 21C | Schweine                                       | Pigs   | Porcs   | 85.1    | 86.1  | 83.7  | 77.3  | 70.9  | 72.6  | 74.2  | 73.2  | 71.3  | 70.9  | 71.4  | 71.6  | 74.4  |
| 21D | Schafe und Lämmer                              | Sheep and lambs                                      | Moutons et agneaux                                    | 69.2    | 65.1  | 62.4  | 69.3  | 80.2  | 80.8  | 81.7  | 82.2  | 82.0  | 81.1  | 77.6  | 61.4  | 55.2  |
| 21E | Geflügel                                       | Poultry  | Volailles   | 67.6    | 67.7  | 67.0  | 67.9  | 66.0  | 65.2  | 64.9  | 64.5  | 64.5  | 64.5  | 64.6  | 64.8  | 64.6  |
| 21F | Sonstige Tiere                                 | Other animals  | Autres animaux  | 56.6    | 56.5  | 53.4  | 47.0  | 46.8  | 46.6  | 46.4  | 46.1  | 46.1  | 46.1  | 46.2  | 46.2  | 45.9  |
| 22  | Milch  | Milk   | Lait  | 81.4    | 82.2  | 83.0  | 82.6  | 83.2  | 83.6  | 82.9  | 83.1  | 81.8  | 81.0  | 82.0  | 82.2  | 82.0  |
| 23  | Eier   | Eggs   | Oeufs   | 81.5    | 82.0  | 83.6  | 83.1  | 80.4  | 78.4  | 75.1  | 73.3  | 71.5  | 65.1  | 64.6  | 62.7  | 60.1  |
| 24  | Sonstige tierische Erzeugnisse                 | Other animal products                                | Autres produits animaux                               | -       | -     | -     | -     | -     | -     | -     | -     | -     | -     | -     | -     | -     |

## DEFLATIONIERTE PREISINDIZES / DEFLATED PRICE INDICES / INDICES DES PRIX DEFLATES

1990 = 100 (ohne MwSt / excluding VAT / TVA exclue)

|     |  |  | UNITED KINGDOM  |       |       |       |       |       |       |       |       |       |       |       |       |       |
|-----|--|--|---|-------|-------|-------|-------|-------|-------|-------|-------|-------|-------|-------|-------|-------|
|     |  |  | 1994  |       |       |       | 1995  |       |       |       |       |       |       |       |       |       |
|     |  |  | sep   | oct   | nov   | dec   | jan   | feb   | mar   | apr   | mai   | jun   | jul   | aug   | sep   |       |
| 0   | INSGESAMT                                      | TOTAL  | TOTAL   | 90.4  | 90.9  | 91.9  | 93.4  | 96.4  | 98.6  | 100.0 | 99.0  | 98.6  | 95.7  | 93.1  | 92.9  | 95.6  |
| (0) | INSGESAMT (ohne Obst und Gemüse)               | TOTAL (excl. fruit and vegetables)                   | TOTAL (sans fruits et légumes)                        | 91.3  | 92.2  | 93.7  | 94.4  | 96.9  | 99.0  | 100.4 | 99.5  | 99.3  | 96.7  | 94.1  | 92.7  | 95.6  |
| 1   | PFLANZLICHE ERZEUGNISSE                        | CROP PRODUCTS  | PRODUITS VEGETAUX                                     | 82.8  | 86.2  | 85.5  | 88.9  | 94.5  | 99.6  | 101.3 | 99.6  | 100.1 | 94.2  | 87.5  | 89.1  | 92.0  |
| (1) | PFLANZLICHE ERZEUGNISSE (ohne Obst und Gemüse) | CROP PRODUCTS (excl. fruit and vegetables)           | PRODUITS VEGETAUX (sans fruits et légumes)            | 83.1  | 88.4  | 88.7  | 90.5  | 95.3  | 101.2 | 103.0 | 101.3 | 102.8 | 96.8  | 88.6  | 87.1  | 90.9  |
| 11  | Getreide und Reis                              | Cereals and rice                                     | Céréales et riz                                       | 83.6  | 85.3  | 85.9  | 85.8  | 87.3  | 86.0  | 85.2  | 85.4  | 88.6  | 86.5  | 86.0  | 84.3  | 85.6  |
| 12  | Hackfrüchte                                    | Root crops   | Plantes sarclées                                      | 96.9  | 111.1 | 114.2 | 117.2 | 138.7 | 171.7 | 182.3 | 195.4 | 200.4 | 168.1 | 113.1 | 116.8 | 127.7 |
| 12A | Speisekartoffeln                               | Potatoes for consumption                             | Pommes de terre de consommation                       | 99.9  | 118.4 | 123.4 | 128.5 | 162.5 | 215.2 | 232.2 | 253.5 | 261.6 | 210.5 | 123.2 | 129.2 | 146.9 |
| 12B | Zuckerrüben                                    | Sugar beet   | Betteraves sucrières                                  | 91.9  | 98.5  | 98.4  | 98.0  | 98.0  | 97.4  | 97.0  | 96.0  | 95.6  | 95.5  | 95.9  | 95.4  | 95.0  |
| 12C | Sonstige Hackfrüchte                           | Others   | Autres  | -     | -     | -     | -     | -     | -     | -     | -     | -     | -     | -     | -     | -     |
| 13  | Obst   | Fruit  | Fruits  | 82.5  | 79.6  | 76.4  | 75.2  | 82.2  | 89.6  | 85.3  | 89.6  | 86.1  | 91.9  | 74.4  | 75.2  | 78.4  |
| 13A | Frischobst                                     | Fresh fruit  | Fruits frais  | 82.5  | 79.6  | 76.4  | 75.2  | 82.2  | 89.6  | 85.3  | 89.6  | 86.1  | 91.9  | 74.4  | 75.2  | 78.4  |
| 13B | Trockenfrüchte                                 | Nuts and dried fruit                                 | Fruits secs   | -     | -     | -     | -     | -     | -     | -     | -     | -     | -     | -     | -     | -     |
| 14  | Frischgemüse                                   | Fresh vegetables                                     | Légumes frais   | 81.9  | 79.4  | 75.3  | 86.4  | 94.7  | 96.2  | 99.1  | 95.7  | 93.6  | 84.7  | 87.0  | 100.3 | 89.7  |
| 15  | Weinmost/Wein                                  | Wine must/Wine                                       | Moût/Vin  | -     | -     | -     | -     | -     | -     | -     | -     | -     | -     | -     | -     | -     |
| 16  | Oliven und Olivenöl                            | Olives and olive oil                                 | Olives et huile d'olives                              | -     | -     | -     | -     | -     | -     | -     | -     | -     | -     | -     | -     | -     |
| 17  | Saatgut  | Seeds  | Semences  | 83.9  | 97.6  | 99.5  | 104.4 | 112.6 | 116.9 | 113.0 | 113.5 | 110.6 | 110.6 | 111.1 | 110.6 | 110.0 |
| 18  | Blumen, Zierpflanzen und Baumschulerzeugnisse  | Flowers, ornamental plants and tree-nursery products | Fleurs, plantes ornementales et produits de pépinière | 94.1  | 94.5  | 88.3  | 96.4  | 93.2  | 95.6  | 99.2  | 67.0  | 68.7  | 70.9  | 88.8  | 79.8  | 88.5  |
| 19  | Sonstige pflanzliche Erzeugnisse               | Other crop products                                  | Autres produits végétaux                              | 51.5  | 61.1  | 61.9  | 62.6  | 64.1  | 64.1  | 64.0  | 62.1  | 61.0  | 59.7  | 58.4  | 57.8  | 58.0  |
| 2   | TIERE UND TIERISCHE ERZEUGNISSE                | ANIMALS AND ANIMAL PRODUCTS                          | ANIMAUX ET PRODUITS ANIMAUX                           | 95.5  | 94.2  | 96.2  | 96.5  | 97.7  | 98.0  | 99.1  | 98.6  | 97.5  | 96.7  | 96.9  | 95.5  | 98.0  |
| 21  | Tiere (zur Schlachtung und für den Export)     | Animals (for slaughter and export)                   | Animaux (boucherie et exportation)                    | 89.4  | 87.6  | 91.1  | 92.1  | 94.7  | 95.8  | 98.1  | 98.2  | 96.7  | 95.3  | 92.1  | 90.1  | 94.5  |
| 21A | Kälber   | Calves   | Veaux   | 133.4 | 91.7  | 91.7  | 91.2  | 108.6 | 107.9 | 107.5 | 128.2 | 127.6 | 127.5 | 159.7 | 99.9  | 99.5  |
| 21B | Rinder ohne Kälber                             | Cattle excluding calves                              | Bovins sans veaux                                     | 94.5  | 94.5  | 94.0  | 96.9  | 97.8  | 98.1  | 98.8  | 99.5  | 97.9  | 99.3  | 97.2  | 95.3  | 99.1  |
| 21C | Schweine                                       | Pigs   | Porcs   | 77.4  | 77.2  | 77.7  | 79.0  | 79.7  | 83.8  | 88.5  | 88.1  | 89.3  | 91.4  | 88.6  | 87.7  | 92.7  |
| 21D | Schafe und Lämmer                              | Sheep and lambs                                      | Moutons et agneaux                                    | 92.5  | 86.0  | 112.4 | 112.1 | 125.8 | 128.0 | 134.7 | 133.1 | 125.0 | 106.8 | 92.7  | 89.9  | 102.2 |
| 21E | Geflügel                                       | Poultry  | Volailles   | 88.4  | 88.5  | 86.2  | 84.2  | 84.5  | 83.0  | 83.0  | 82.8  | 82.7  | 82.6  | 82.3  | 82.2  | 82.3  |
| 21F | Sonstige Tiere                                 | Other animals  | Autres animaux  | -     | -     | -     | -     | -     | -     | -     | -     | -     | -     | -     | -     | -     |
| 22  | Milch  | Milk   | Lait  | 107.9 | 106.0 | 105.9 | 105.4 | 105.4 | 104.7 | 104.3 | 103.3 | 102.8 | 102.7 | 108.4 | 107.9 | 107.4 |
| 23  | Eier   | Eggs   | Oeufs   | 86.5  | 84.9  | 86.3  | 83.4  | 79.6  | 78.2  | 78.2  | 74.7  | 71.9  | 72.0  | 71.0  | 70.9  | 73.9  |
| 24  | Sonstige tierische Erzeugnisse                 | Other animal products                                | Autres produits animaux                               | 40.0  | 95.1  | 96.2  | 96.4  | 91.1  | 90.5  | 90.1  | 89.2  | 103.4 | 103.2 | 103.7 | 103.1 | 102.7 |




## DEFLATIONIERTE PREISINDIZES / DEFLATED PRICE INDICES / INDICES DES PRIX DEFLATES

1990 = 100 (ohne MwSt / excluding VAT / TVA exclue)

EUR 15


|     |  |  | 1994  |       |       |       | 1995  |       |       |       |       |       |       |       |       |       |
|-----|--|--|---|-------|-------|-------|-------|-------|-------|-------|-------|-------|-------|-------|-------|-------|
|     |  |  | sep   | oct   | nov   | dec   | jan   | feb   | mar   | apr   | mai   | jun   | jul   | aug   | sep   |       |
| 0   | INSGESAMT                                      | TOTAL  | TOTAL   | 85.6  | 85.5  | 84.6  | 85.3  | 88.3  | 88.7  | 88.7  | 87.0  | 86.0  | 84.1  | 82.1  | 82.7  | 84.1  |
| (0) | INSGESAMT (ohne Obst und Gemüse)               | TOTAL (excl. fruit and vegetables)                   | TOTAL (sans fruits et légumes)                        | 84.8  | 85.3  | 85.2  | 85.9  | 86.7  | 88.2  | 87.3  | 86.4  | 85.1  | 83.4  | 81.8  | 83.0  | 84.2  |
| 1   | PFLANZLICHE ERZEUGNISSE                        | CROP PRODUCTS  | PRODUITS VEGETAUX                                     | 84.4  | 85.0  | 83.1  | 85.3  | 92.9  | 93.1  | 93.5  | 91.8  | 90.5  | 87.0  | 83.5  | 82.7  | 84.4  |
| (1) | PFLANZLICHE ERZEUGNISSE (ohne Obst und Gemüse) | CROP PRODUCTS (excl. fruit and vegetables)           | PRODUITS VEGETAUX (sans fruits et légumes)            | 81.9  | 84.2  | 84.2  | 86.9  | 90.9  | 93.6  | 92.2  | 92.5  | 90.4  | 86.4  | 83.2  | 83.5  | 85.1  |
| 11  | Getreide und Reis                              | Cereals and rice                                     | Céréales et riz                                       | 73.8  | 74.7  | 75.7  | 76.5  | 76.1  | 76.2  | 76.0  | 76.5  | 77.2  | 77.9  | 76.0  | 74.6  | 74.5  |
| 12  | Hackfrüchte                                    | Root crops   | Plantes racinées                                      | 102.2 | 104.9 | 108.2 | 112.1 | 128.8 | 141.3 | 142.0 | 146.8 | 141.8 | 115.2 | 97.6  | 93.4  | 95.4  |
| 12A | Speisekartoffeln                               | Potatoes for consumption                             | Pommes de terre de consommation                       | 119.2 | 122.6 | 129.8 | 138.4 | 176.1 | 204.4 | 206.4 | 217.4 | 206.1 | 147.6 | 105.0 | 95.6  | 102.8 |
| 12B | Zuckerrüben                                    | Sugar beet   | Betteraves sucrières                                  | 88.8  | 91.0  | 91.1  | 91.1  | 90.4  | 89.8  | 89.6  | 89.2  | 89.1  | 89.1  | 92.5  | 92.7  | 90.3  |
| 12C | Sonstige Hackfrüchte                           | Others   | Autres  | 81.1  | 79.8  | 79.8  | 80.0  | 79.3  | 79.0  | 78.7  | 78.5  | 78.5  | 78.3  | 76.8  | 75.8  | 75.7  |
| 13  | Obst   | Fruit  | Fruits  | 80.2  | 85.5  | 82.8  | 84.5  | 88.0  | 86.3  | 90.2  | 86.3  | 95.2  | 97.2  | 96.6  | 84.5  | 79.0  |
| 13A | Frischobst                                     | Fresh fruit  | Fruits frais  | 79.3  | 83.8  | 82.0  | 85.1  | 87.8  | 86.1  | 86.8  | 86.4  | 97.7  | 96.4  | 94.7  | 83.2  | 77.1  |
| 13B | Trockenfrüchte                                 | Nuts and dried fruit                                 | Fruits secs   | 101.8 | 100.6 | 101.1 | 101.7 | 102.5 | 101.2 | 100.9 | 99.2  | 106.5 | 104.4 | 124.7 | 123.2 | 117.4 |
| 14  | Frischgemüse                                   | Fresh vegetables                                     | Légumes frais   | 98.3  | 86.9  | 79.4  | 79.5  | 104.4 | 95.2  | 101.0 | 92.2  | 86.3  | 82.0  | 75.0  | 80.1  | 85.9  |
| 15  | Weinmost/Wein                                  | Wine must/Wine                                       | Moût/Vin  | 79.3  | 82.4  | 84.7  | 86.5  | 87.3  | 89.7  | 91.2  | 89.3  | 88.8  | 88.7  | 89.1  | 90.4  | 90.7  |
| 16  | Oliven und Olivenöl                            | Olives and olive oil                                 | Olives et huile d'olives                              | 98.2  | 99.1  | 97.3  | 95.2  | 101.2 | 105.2 | 105.8 | 106.5 | 108.4 | 108.5 | 110.1 | 118.6 | 118.5 |
| 17  | Saatgut  | Seeds  | Semences  | 90.6  | 87.7  | 88.6  | 94.1  | 90.7  | 94.9  | 95.0  | 102.0 | 89.4  | 105.3 | 86.7  | 95.9  | 95.5  |
| 18  | Blumen, Zierpflanzen und Baumschulerzeugnisse  | Flowers, ornamental plants and tree-nursery products | Fleurs, plantes ornementales et produits de pépinière | 91.9  | 99.0  | 89.6  | 102.1 | 111.1 | 114.1 | 100.9 | 100.0 | 90.3  | 83.2  | 82.3  | 86.0  | 94.9  |
| 19  | Sonstige pflanzliche Erzeugnisse               | Other crop products                                  | Autres produits végétaux                              | 66.9  | 67.0  | 68.0  | 67.6  | 69.3  | 68.2  | 68.4  | 66.4  | 65.6  | 65.7  | 66.6  | 65.8  | 66.8  |
| 2   | TIERE UND TIERISCHE ERZEUGNISSE                | ANIMALS AND ANIMAL PRODUCTS                          | ANIMAUX ET PRODUITS ANIMAUX                           | 86.7  | 86.0  | 85.9  | 85.4  | 84.1  | 84.7  | 84.2  | 82.5  | 81.8  | 81.4  | 80.8  | 82.6  | 83.7  |
| 21  | Tiere (zur Schlachtung und für den Export)     | Animals (for slaughter and export)                   | Animaux (boucherie et exportation)                    | 85.1  | 83.5  | 83.3  | 82.9  | 82.2  | 83.7  | 84.0  | 82.8  | 81.9  | 81.3  | 79.2  | 80.7  | 81.4  |
| 21A | Kälber   | Calves   | Veaux   | 92.7  | 91.2  | 91.3  | 92.6  | 94.2  | 94.8  | 92.0  | 91.3  | 91.7  | 90.7  | 87.6  | 85.8  | 85.7  |
| 21B | Rinder ohne Kälber                             | Cattle excluding calves                              | Bovins sans veaux                                     | 89.6  | 88.7  | 87.8  | 87.6  | 87.3  | 87.3  | 87.3  | 87.0  | 85.6  | 84.1  | 81.7  | 81.6  | 81.8  |
| 21C | Schweine                                       | Pigs   | Porcs   | 77.0  | 75.0  | 74.3  | 73.8  | 74.6  | 78.4  | 79.4  | 76.3  | 76.5  | 78.2  | 75.7  | 78.3  | 79.0  |
| 21D | Schafe und Lämmer                              | Sheep and lambs                                      | Moutons et agneaux                                    | 88.7  | 89.1  | 98.2  | 98.0  | 97.6  | 96.8  | 97.6  | 98.4  | 94.5  | 86.8  | 83.0  | 83.6  | 88.9  |
| 21E | Geflügel                                       | Poultry  | Volailles   | 86.9  | 83.1  | 81.9  | 79.8  | 75.1  | 76.0  | 77.3  | 76.5  | 74.8  | 75.4  | 76.1  | 80.1  | 78.8  |
| 21F | Sonstige Tiere                                 | Other animals  | Autres animaux  | 87.3  | 92.4  | 93.9  | 93.1  | 82.6  | 78.6  | 79.2  | 81.1  | 78.7  | 71.4  | 69.6  | 73.6  | 82.9  |
| 22  | Milch  | Milk   | Lait  | 699.7 | 605.1 | 606.6 | 602.2 | 589.2 | 581.5 | 569.0 | 654.9 | 552.2 | 552.6 | 565.8 | 576.4 | 583.6 |
| 23  | Eier   | Eggs   | Oeufs   | 78.9  | 77.6  | 76.5  | 74.2  | 70.8  | 73.4  | 72.5  | 69.7  | 67.2  | 66.3  | 64.9  | 72.0  | 78.0  |
| 24  | Sonstige tierische Erzeugnisse                 | Other animal products                                | Autres produits animaux                               | 77.5  | 76.1  | 82.3  | 81.7  | 78.2  | 78.3  | 81.2  | 81.5  | 83.6  | 87.1  | 97.6  | 89.5  | 87.1  |



**Monatliche EU-Indizes der Einkaufspreise  
landwirtschaftlicher Betriebsmittel**

**Monthly EU indices of purchase prices of the means  
of agricultural production**

**Indices UE mensuels des prix d'achat des moyens  
de production agricole**



**Nominale Indizes**

**Nominal indices**

**Indices nominaux**

## NOMINALE PREISINDIZES / NOMINAL PRICE INDICES / INDICES DES PRIX NOMINAUX

1990 = 100 (ohne MwSt / excluding VAT / TVA exclue)

BELGIQUE / BELGIE

|     |   |  | 1994  |       |       |       | 1995  |       |       |       |       |       |       |       |       |       |
|-----|---|--|---|-------|-------|-------|-------|-------|-------|-------|-------|-------|-------|-------|-------|-------|
|     |   |  | sep   | oct   | nov   | dec   | jan   | feb   | mar   | apr   | mai   | jun   | jul   | aug   | sep   |       |
| 00  | INSGESAMT (01 + 02)   | TOTAL (01 + 02)  | TOTAL (01 + 02)   | 99.4  | 99.4  | 99.4  | 99.6  | 100.2 | 100.8 | 100.9 | 100.7 | 100.4 | 100.2 | 99.7  | 99.6  | 100.0 |
| 01  | WAREN UND DIENSTLEISTUNGEN DES LAUFENDEN LANDWIRTSCHAFTLICHEN VERBRAUCHS  | GOODS AND SERVICES CURRENTLY CONSUMED IN AGRICULTURE                 | BIENS ET SERVICES DE CONSOMMATION COURANTE DE L'AGRICULTURE             | 97.6  | 97.6  | 97.5  | 97.8  | 98.5  | 98.7  | 98.8  | 98.6  | 98.2  | 98.0  | 97.5  | 97.4  | 97.9  |
| 1   | Saat- und Pflanzgut   | Seeds  | Semences et plants  | 100.1 | 100.1 | 100.1 | 100.1 | 100.1 | 100.1 | 108.4 | 108.4 | 108.4 | 108.4 | 108.4 | 108.4 | 108.4 |
| 2   | Nutz- und Zuchtvieh   | Animals for rearing and production                                   | Animaux d'élevage et de rente   | 78.9  | 77.5  | 75.2  | 76.2  | 85.8  | 97.6  | 96.4  | 89.3  | 82.6  | 79.5  | 74.5  | 78.1  | 79.2  |
| 3   | Energie und Schmierstoffe   | Energy, lubricants   | Energie et lubrifiants  | 95.3  | 97.5  | 100.6 | 100.6 | 102.8 | 100.5 | 99.6  | 99.6  | 100.4 | 98.4  | 93.4  | 93.5  | 97.4  |
| 31  | Heizstoffe  | Fuels for heating  | Combustibles  | 92.7  | 98.3  | 105.4 | 106.0 | 109.7 | 104.8 | 103.6 | 102.6 | 104.4 | 99.9  | 89.8  | 89.1  | 95.8  |
| 32  | Treibstoffe   | Motor fuels  | Carburants  | 88.7  | 87.0  | 87.0  | 86.6  | 84.1  | 84.1  | 82.6  | 84.5  | 84.8  | 85.0  | 81.6  | 83.3  | 87.5  |
| 33  | Elektrischer Strom  | Electricity  | Electricité   | 105.8 | 106.4 | 106.4 | 106.0 | 106.7 | 106.6 | 106.5 | 106.5 | 106.4 | 106.1 | 106.1 | 106.3 | 106.5 |
| 34  | Schmierstoffe   | Lubricants   | Lubrifiants   | 77.9  | 77.9  | 77.9  | 77.9  | 100.5 | 100.5 | 100.5 | 100.5 | 100.5 | 100.5 | 100.5 | 100.5 | 100.5 |
| 4   | Dünge- und Bodenverbesserungsmittel                                       | Fertilizers, soil improvers  | Engrais et amendements  | 81.5  | 82.8  | 84.4  | 85.2  | 86.5  | 86.5  | 86.5  | 86.5  | 86.5  | 86.5  | 86.5  | 86.5  | 86.5  |
| 41  | Einnährstoffdünger  | Straight fertilizers   | Engrais simples   | 86.7  | 88.8  | 90.7  | 91.7  | 91.7  | 91.7  | 91.7  | 91.7  | 91.7  | 91.7  | 91.7  | 91.7  | 91.7  |
| 411 | Stickstoffdünger  | Nitrogenous fertilizers  | Engrais azotés  | 85.5  | 88.2  | 90.8  | 91.8  | 91.8  | 91.8  | 91.8  | 91.8  | 91.8  | 91.8  | 91.8  | 91.8  | 91.8  |
| 412 | Phosphatdünger  | Phosphatic fertilizers   | Engrais phosphatés  | 96.5  | 96.5  | 96.5  | 96.5  | 96.5  | 96.5  | 96.5  | 96.5  | 96.5  | 96.5  | 96.5  | 96.5  | 96.5  |
| 413 | Kalbdünger  | Potassic fertilizers   | Engrais potassiques   | 85.7  | 85.7  | 85.7  | 87.5  | 87.5  | 87.5  | 87.5  | 87.5  | 87.5  | 87.5  | 87.5  | 87.5  | 87.5  |
| 42  | Mehrnährstoffdünger   | Compound fertilizers   | Engrais composés  | 76.5  | 77.2  | 78.6  | 79.3  | 81.6  | 81.6  | 81.6  | 81.6  | 81.6  | 81.6  | 81.6  | 81.6  | 81.6  |
| 421 | NP-Dünger   | NP fertilizers   | Engrais NP  | 69.2  | 69.2  | 78.1  | 79.1  | 79.1  | 79.1  | 79.1  | 79.1  | 79.1  | 79.1  | 79.1  | 79.1  | 79.1  |
| 422 | PK-Dünger   | PK fertilizers   | Engrais PK  | 95.6  | 95.6  | 95.6  | 95.6  | 95.6  | 95.6  | 95.6  | 95.6  | 95.6  | 95.6  | 95.6  | 95.6  | 95.6  |
| 423 | NPK-Dünger  | NPK fertilizers  | Engrais NPK   | 72.0  | 73.0  | 73.7  | 74.5  | 77.9  | 77.9  | 77.9  | 77.9  | 77.9  | 77.9  | 77.9  | 77.9  | 77.9  |
| 43  | Sonstige Dünge- und Bodenverbesserungsmittel                              | Other fertilizers, soil improvers                                    | Autres engrais et amendements   | 149.1 | 149.1 | 149.1 | 149.1 | 149.1 | 149.1 | 149.1 | 149.1 | 149.1 | 149.1 | 149.1 | 149.1 | 149.1 |
| 5   | Pflanzenschutzmittel  | Plant protection products  | Produits de protection des cultures                                     | 97.3  | 97.3  | 97.3  | 97.3  | 97.3  | 97.3  | 97.3  | 97.3  | 97.3  | 97.3  | 97.3  | 97.3  | 97.3  |
| 51  | Fungizide   | Fungicides   | Fongicides  | -     | -     | -     | -     | -     | -     | -     | -     | -     | -     | -     | -     | -     |
| 52  | Insektizide   | Insecticides   | Insecticides  | -     | -     | -     | -     | -     | -     | -     | -     | -     | -     | -     | -     | -     |
| 53  | Herbizide   | Herbicides   | Herbicides  | -     | -     | -     | -     | -     | -     | -     | -     | -     | -     | -     | -     | -     |
| 54  | Sonstige  | Other  | Autres  | -     | -     | -     | -     | -     | -     | -     | -     | -     | -     | -     | -     | -     |
| 6   | Futtermittel  | Animal feedingstuffs   | Aliments des animaux  | 94.0  | 93.4  | 92.5  | 92.8  | 92.8  | 92.4  | 91.8  | 91.6  | 91.3  | 91.2  | 91.2  | 90.7  | 91.0  |
| 61  | Einzelfuttermittel  | Straight feedingstuffs   | Aliments simples  | 96.1  | 92.7  | 93.5  | 95.9  | 98.0  | 94.2  | 91.4  | 92.2  | 90.6  | 90.4  | 90.1  | 90.3  | 93.3  |
| 611 | Getreide und Mühlennachprodukte   | Cereals and milling by-products                                      | Céréales et sous-produits de mouture                                    | 79.8  | 77.8  | 77.1  | 76.9  | 78.3  | 77.9  | 77.1  | 77.3  | 78.2  | 79.6  | 83.2  | 83.3  | 83.6  |
| 612 | Ölkuchen bzw. -schrot   | Oil-cakes  | Tourteaux   | 89.8  | 86.9  | 85.8  | 88.8  | 88.0  | 87.3  | 87.1  | 88.5  | 83.3  | 83.0  | 82.1  | 81.8  | 87.5  |
| 613 | Futtermittel tierischer Herkunft  | Products of animal origin  | Produits d'origine animale  | -     | -     | -     | -     | -     | -     | -     | -     | -     | -     | -     | -     | -     |
| 614 | Sonstige Einzelfuttermittel   | Other  | Autres  | 121.2 | 115.7 | 121.1 | 124.8 | 132.2 | 120.5 | 111.5 | 111.8 | 113.8 | 112.4 | 109.3 | 110.7 | 111.7 |
| 62  | Mischfuttermittel   | Compound feedingstuffs   | Aliments composés   | 93.7  | 93.4  | 92.4  | 92.4  | 92.2  | 92.2  | 91.8  | 91.5  | 91.3  | 91.3  | 91.3  | 90.7  | 90.7  |
| 621 | für Kälber  | for calves   | pour veaux  | 104.8 | 104.8 | 104.7 | 104.7 | 104.6 | 104.6 | 105.6 | 105.4 | 105.4 | 105.4 | 105.4 | 105.4 | 105.0 |
| 622 | für Rinder (ohne Kälber)  | for cattle (excluding calves)  | pour bovins (autres que veaux)  | 99.9  | 99.6  | 98.0  | 97.9  | 97.5  | 97.5  | 97.3  | 97.1  | 97.1  | 97.1  | 97.0  | 96.6  | 96.1  |
| 623 | für Schweine  | for pigs   | pour porcins  | 89.5  | 89.2  | 88.4  | 88.4  | 88.2  | 88.2  | 87.6  | 87.1  | 86.8  | 86.8  | 86.8  | 86.0  | 86.2  |
| 624 | für Geflügel  | for poultry  | pour volailles  | 97.1  | 96.8  | 95.4  | 95.3  | 95.3  | 95.3  | 95.3  | 95.3  | 95.3  | 95.3  | 95.3  | 94.9  | 94.8  |
| 625 | Sonstige  | Other  | Autres  | 97.9  | 97.7  | 95.2  | 94.9  | 94.9  | 94.9  | 94.9  | 94.8  | 94.8  | 94.8  | 94.8  | 95.3  | 95.2  |
| 7   | Material und Kleinwerkzeug  | Material and small tools   | Matériel et petit outillage   | 109.4 | 109.4 | 109.4 | 109.4 | 109.4 | 109.4 | 109.4 | 109.4 | 109.4 | 109.4 | 109.4 | 109.4 | 109.4 |
| 8   | Instandhaltung und Reparatur von Maschinen                                | Maintenance and repair of plant                                      | Entretien et réparation du matériel                                     | 120.3 | 120.4 | 120.5 | 120.5 | 120.5 | 123.3 | 123.4 | 123.6 | 123.6 | 123.5 | 123.5 | 123.6 | 123.6 |
| 9   | Instandhaltung und Reparatur von Wirtschaftsgebäuden und sonstigen Bauten | Maintenance and repair of agricultural buildings and other buildings | Entretien et réparation des bâtiments d'exploitation et autres ouvrages | 109.0 | 109.8 | 110.0 | 110.2 | 110.8 | 110.8 | 110.8 | 110.8 | 110.8 | 110.9 | 110.7 | 110.7 | 110.7 |
| 10  | Veterinärleistungen   | Veterinary services  | Services vétérinaires   | 116.1 | 115.7 | 116.2 | 116.3 | 116.7 | 117.4 | 117.2 | 117.6 | 117.1 | 117.8 | 119.3 | 119.4 | 118.4 |
| 11  | Allgemeine Wirtschaftsausgaben  | General expenses   | Frais généraux  | 113.6 | 113.4 | 113.8 | 113.8 | 114.7 | 115.1 | 115.0 | 115.3 | 115.0 | 115.5 | 116.4 | 116.5 | 116.0 |

## NOMINALE PREISINDIZES / NOMINAL PRICE INDICES / INDICES DES PRIX NOMINAUX

1990 = 100 (ohne MwSt / excluding VAT / TVA exclue)

|      |   |  | BELGIQUE / BELGIE   |       |       |       |       |       |       |       |       |       |       |       |       |       |
|------|---|--|---|-------|-------|-------|-------|-------|-------|-------|-------|-------|-------|-------|-------|-------|
|      |   |  | 1994  |       |       |       | 1995  |       |       |       |       |       |       |       |       |       |
|      |   |  | sep   | oct   | nov   | dec   | jan   | feb   | mar   | apr   | mai   | jun   | jul   | aug   | sep   |       |
| 02   | WAREN UND DIENSTLEISTUNGEN<br>LANDWIRTSCHAFTLICHER<br>INVESTITIONEN | GOODS AND SERVICES<br>CONTRIBUTING TO AGRICULTURAL<br>INVESTMENT | BIENS ET SERVICES CONCOURANT<br>AUX INVESTISSEMENTS DE<br>L'AGRICULTURE | 112.1 | 112.4 | 112.5 | 112.6 | 112.8 | 115.9 | 115.9 | 115.9 | 115.9 | 115.8 | 115.7 | 115.7 | 115.7 |
| 12   | Maschinen und andere Ausrüstungsgüter                               | Machinery and other equipment                                    | Machines et autres biens d'équipement                                   | 114.0 | 114.0 | 114.0 | 114.0 | 114.0 | 119.0 | 119.0 | 119.0 | 119.0 | 118.7 | 118.7 | 118.7 | 118.7 |
| 121  | Einachsschlepper und andere einachsige<br>Motorgeräte               | Rotovator and other 2-wheel equipment                            | Motoculteurs et autre matériel à 2 roues                                | 114.1 | 114.1 | 114.1 | 114.1 | 114.1 | 119.4 | 119.4 | 119.4 | 119.4 | 119.4 | 119.4 | 119.4 | 119.4 |
| 122  | Maschinen und Geräte für Kulturen                                   | Machinery and plant for cultivating                              | Machines et matériel pour la culture                                    | 119.3 | 119.3 | 119.3 | 119.3 | 119.3 | 127.2 | 127.2 | 127.2 | 127.2 | 127.2 | 127.2 | 127.2 | 127.2 |
| 123  | Maschinen und Geräte für die Ernte                                  | Machinery and plant for harvesting                               | Machines et matériel pour la récolte                                    | 116.5 | 116.5 | 116.5 | 116.5 | 116.5 | 121.2 | 121.2 | 121.2 | 121.2 | 119.4 | 119.4 | 119.4 | 119.4 |
| 124  | Maschinen und Einrichtungen   | Farm machinery and installations                                 | Machines et installations agricoles                                     | 108.2 | 108.2 | 108.2 | 108.2 | 108.2 | 108.2 | 108.2 | 108.2 | 108.2 | 108.2 | 108.2 | 108.2 | 108.2 |
| 1241 | für die pflanzliche Erzeugung                                       | for crop production  | pour la production végétale   | 108.2 | 108.2 | 108.2 | 108.2 | 108.2 | 108.2 | 108.2 | 108.2 | 108.2 | 108.2 | 108.2 | 108.2 | 108.2 |
| 1242 | für die tierische Erzeugung   | for animal production  | pour la production animale  | 108.2 | 108.2 | 108.2 | 108.2 | 108.2 | 108.2 | 108.2 | 108.2 | 108.2 | 108.2 | 108.2 | 108.2 | 108.2 |
| 1243 | Sonstige  | Other  | Autres  | -     | -     | -     | -     | -     | -     | -     | -     | -     | -     | -     | -     | -     |
| 125  | Ackerschlepper  | Tractors   | Tracteurs   | 113.9 | 113.9 | 113.9 | 113.9 | 113.9 | 119.2 | 119.2 | 119.2 | 119.2 | 119.2 | 119.2 | 119.2 | 119.2 |
| 126  | Sonstige Fahrzeuge  | Other vehicles   | Autres véhicules  | 107.1 | 107.1 | 107.1 | 107.1 | 107.1 | 111.5 | 111.5 | 111.5 | 111.5 | 111.5 | 111.5 | 111.5 | 111.5 |
| 13   | Bauten  | Buildings  | Ouvrages  | 108.8 | 109.6 | 109.8 | 110.0 | 110.6 | 110.6 | 110.6 | 110.6 | 110.6 | 110.7 | 110.5 | 110.5 | 110.5 |
| 131  | Wirtschaftsgebäude  | Farm buildings   | Bâtiments d'exploitation  | 109.0 | 109.8 | 110.0 | 110.2 | 110.8 | 110.8 | 110.8 | 110.8 | 110.8 | 110.9 | 110.7 | 110.7 | 110.7 |
| 132  | Tiefbau- und<br>Bodenverbesserungsarbeiten                          | Engineering and soil improvement<br>operations                   | Ouvrages de génie civil et amélioration<br>des terres                   | 108.1 | 108.8 | 109.0 | 109.2 | 109.7 | 109.7 | 109.7 | 109.7 | 109.7 | 109.8 | 109.6 | 109.6 | 109.6 |

## NOMINALE PREISINDIZES / NOMINAL PRICE INDICES / INDICES DES PRIX NOMINAUX

1990 = 100 (ohne MwSt / excluding VAT / TVA exclue)

|     |   |  | DANMARK   |       |       |       |       |       |       |       |       |       |       |       |       |
|-----|---|--|---|-------|-------|-------|-------|-------|-------|-------|-------|-------|-------|-------|-------|
|     |   |  | 1994  | 1994  | 1994  | 1994  | 1995  | 1995  | 1995  | 1995  | 1995  | 1995  | 1995  | 1995  | 1995  |
|     |   |  | sep   | oct   | nov   | dec   | jan   | feb   | mar   | apr   | mai   | jun   | jul   | aug   | sep   |
| 00  | INSGESAMT (01 + 02)   | TOTAL (01 + 02)  | TOTAL (01 + 02)   | 96.7  | 97.1  | 97.0  | 97.2  | 98.4  | 99.3  | 99.3  | 99.6  | 99.4  | 99.4  | 99.4  | 98.2  |
| 01  | WAREN UND DIENSTLEISTUNGEN DES LAUFENDEN LANDWIRTSCHAFTLICHEN VERBRAUCHS  | GOODS AND SERVICES CURRENTLY CONSUMED IN AGRICULTURE                 | BIENS ET SERVICES DE CONSOMMATION COURANTE DE L'AGRICULTURE             | 94.4  | 94.7  | 94.6  | 94.8  | 96.1  | 97.2  | 97.1  | 97.4  | 97.1  | 97.0  | 97.0  | 95.4  |
| 1   | Saat- und Pflanzgut   | Seeds  | Semences et plants  | 100.6 | 100.6 | 100.6 | 100.6 | 99.7  | 99.7  | 99.7  | 99.7  | 99.7  | 99.7  | 99.7  | 99.7  |
| 2   | Nutz- und Zuchtvieh   | Animals for rearing and production                                   | Animaux d'élevage et de rente   | -     | -     | -     | -     | -     | -     | -     | -     | -     | -     | -     | -     |
| 3   | Energie und Schmierstoffe   | Energy, lubricants   | Energie et lubrifiants  | 88.6  | 88.8  | 88.8  | 87.8  | 87.6  | 88.2  | 86.9  | 88.2  | 88.7  | 87.9  | 87.2  | 88.9  |
| 31  | Heizstoffe  | Fuels for heating  | Combustibles  | 84.6  | 85.0  | 84.9  | 82.8  | 82.8  | 83.0  | 80.7  | 82.9  | 83.8  | 82.4  | 81.1  | 84.7  |
| 32  | Treibstoffe   | Motor fuels  | Carburants  | 85.7  | 86.0  | 86.2  | 84.3  | 86.5  | 87.3  | 85.0  | 87.6  | 88.7  | 87.0  | 85.7  | 88.8  |
| 33  | Elektrischer Strom  | Electricity  | Électricité   | 92.4  | 92.4  | 92.4  | 92.4  | 90.5  | 91.1  | 91.0  | 91.0  | 91.0  | 91.0  | 91.0  | 90.8  |
| 34  | Schmierstoffe   | Lubricants   | Lubrifiants   | -     | -     | -     | -     | -     | -     | -     | -     | -     | -     | -     | -     |
| 4   | Dünge- und Bodenverbesserungsmittel                                       | Fertilizers, soil improvers  | Engrais et amendements  | 93.1  | 94.6  | 95.8  | 97.2  | 99.4  | 103.8 | 105.2 | 104.0 | 102.6 | 102.0 | 101.8 | 98.8  |
| 41  | Einnährstoffdünger  | Straight fertilizers   | Engrais simples   | 95.3  | 96.4  | 97.8  | 99.3  | 102.3 | 112.0 | 113.5 | 113.3 | 113.2 | 111.6 | 111.3 | 113.2 |
| 411 | Stickstoffdünger  | Nitrogenous fertilizers  | Engrais azotés  | 95.2  | 96.3  | 97.7  | 99.2  | 102.4 | 113.0 | 114.5 | 114.5 | 112.7 | 113.2 | 113.2 | 115.2 |
| 412 | Phosphatdünger  | Phosphatic fertilizers   | Engrais phosphatés  | 85.0  | 86.4  | 87.8  | 89.2  | 91.1  | 92.5  | 92.5  | 91.1  | 88.7  | 88.7  | 88.7  | 93.4  |
| 413 | Kalldünger  | Potassic fertilizers   | Engrais potassiques   | 98.8  | 100.6 | 102.0 | 103.4 | 103.4 | 104.9 | 106.3 | 104.1 | 104.1 | 104.1 | 94.8  | 94.8  |
| 42  | Mehrnährstoffdünger   | Compound fertilizers   | Engrais composés  | 92.0  | 93.6  | 94.8  | 96.1  | 98.0  | 99.6  | 100.9 | 99.2  | 97.0  | 97.0  | 96.9  | 91.4  |
| 421 | NP-Dünger   | NP fertilizers   | Engrais NP  | 93.8  | 95.1  | 96.4  | 98.0  | 106.4 | 108.2 | 109.7 | 107.9 | 105.7 | 105.7 | 105.7 | 98.0  |
| 422 | PK-Dünger   | PK fertilizers   | Engrais PK  | 93.8  | 95.1  | 96.4  | 98.0  | 100.1 | 101.8 | 103.4 | 101.1 | 98.5  | 98.5  | 97.3  | 95.4  |
| 423 | NPK-Dünger  | NPK fertilizers  | Engrais NPK   | 91.7  | 93.3  | 94.5  | 95.8  | 97.3  | 98.9  | 100.1 | 98.5  | 96.4  | 96.4  | 96.4  | 90.5  |
| 43  | Sonstige Dünge- und Bodenverbesserungsmittel                              | Other fertilizers, soil improvers                                    | Autres engrais et amendements   | -     | -     | -     | -     | -     | -     | -     | -     | -     | -     | -     | -     |
| 5   | Pflanzenschutzmittel  | Plant protection products  | Produits de protection des cultures                                     | 98.1  | 98.1  | 98.1  | 98.1  | 98.1  | 98.1  | 98.1  | 106.2 | 106.2 | 106.2 | 106.2 | 106.2 |
| 51  | Fungizide   | Fungicides   | Fongicides  | 103.5 | 103.5 | 103.5 | 103.5 | 103.5 | 103.5 | 103.5 | 103.5 | 103.5 | 103.5 | 103.5 | 103.5 |
| 52  | Insektizide   | Insecticides   | Insecticides  | 73.3  | 73.3  | 73.3  | 73.3  | 73.3  | 73.3  | 73.3  | 80.0  | 80.0  | 80.0  | 80.0  | 80.0  |
| 53  | Herbizide   | Herbicides   | Herbicides  | 105.0 | 105.0 | 105.0 | 105.0 | 105.0 | 105.0 | 105.0 | 120.0 | 120.0 | 120.0 | 120.0 | 120.0 |
| 54  | Sonstige  | Other  | Autres  | 72.0  | 72.0  | 72.0  | 72.0  | 72.0  | 72.0  | 72.0  | 72.0  | 72.0  | 72.0  | 72.0  | 72.0  |
| 6   | Futtermittel  | Animal feedingsuffs  | Aliments des animaux  | 83.9  | 84.2  | 83.6  | 83.9  | 84.5  | 85.8  | 85.5  | 85.6  | 85.4  | 85.5  | 85.1  | 81.9  |
| 61  | Einzel Futtermittel   | Straight feedingsuffs  | Aliments simples  | 82.3  | 82.5  | 82.5  | 81.5  | 83.2  | 83.6  | 84.7  | 85.1  | 85.3  | 86.0  | 84.4  | 79.8  |
| 611 | Getreide und Mühlennachprodukte   | Cereals and milling by-products                                      | Céréales et sous-produits de meunerie                                   | 75.8  | 77.6  | 78.2  | 76.8  | 78.1  | 79.1  | 81.7  | 81.4  | 81.9  | 83.2  | 82.3  | 73.1  |
| 612 | Ölkuchen bzw. -schrot   | Oil-cakes  | Tourteaux   | 81.6  | 81.6  | 80.6  | 79.1  | 79.2  | 78.8  | 78.4  | 77.9  | 76.9  | 76.5  | 76.5  | 75.9  |
| 613 | Futtermittel tierischer Herkunft  | Products of animal origin  | Produits d'origine animale  | 88.9  | 88.0  | 87.7  | 87.4  | 91.0  | 90.8  | 90.6  | 92.8  | 92.7  | 92.8  | 89.1  | 89.3  |
| 614 | Sonstige Einzelfuttermittel   | Other  | Autres  | 97.3  | 93.4  | 92.4  | 91.5  | 91.7  | 92.0  | 92.4  | 92.2  | 93.1  | 94.2  | 93.7  | 91.4  |
| 62  | Mischfuttermittel   | Compound feedingsuffs  | Aliments composés   | 84.4  | 84.8  | 83.9  | 84.6  | 84.9  | 86.5  | 85.8  | 85.8  | 85.4  | 85.4  | 83.4  | 82.6  |
| 621 | für Kälber  | for calves   | pour veaux  | 80.1  | 79.9  | 80.1  | 80.1  | 80.6  | 80.5  | 81.0  | 80.7  | 79.4  | 79.7  | 78.5  | 78.9  |
| 622 | für Rinder (ohne Kälber)  | for cattle (excluding calves)  | pour bovins (autres que veaux)  | 85.8  | 84.0  | 83.9  | 83.8  | 83.8  | 83.8  | 83.7  | 83.5  | 81.8  | 81.5  | 81.2  | 81.4  |
| 623 | für Schweine  | for pigs   | pour porcins  | 83.5  | 84.1  | 83.9  | 84.2  | 83.8  | 84.1  | 84.3  | 84.4  | 84.1  | 84.2  | 84.1  | 80.4  |
| 624 | für Geflügel  | for poultry  | pour volailles  | 88.3  | 87.1  | 88.0  | 88.6  | 88.4  | 88.7  | 89.4  | 89.6  | 91.8  | 92.3  | 91.4  | 84.7  |
| 625 | Sonstige  | Other  | Autres  | 81.7  | 100.9 | 76.1  | 90.8  | 106.8 | 145.8 | 120.0 | 119.9 | 119.4 | 119.2 | 125.2 | 124.2 |
| 7   | Material und Kleinwerkzeug  | Material and small tools   | Matériel et petit outillage   | 116.0 | 116.0 | 116.0 | 116.0 | 116.0 | 116.0 | 116.0 | 116.0 | 116.0 | 116.0 | 116.0 | 116.0 |
| 8   | Instandhaltung und Reparatur von Maschinen                                | Maintenance and repair of plant                                      | Entretien et réparation du matériel                                     | 115.2 | 115.5 | 115.5 | 115.5 | 125.2 | 125.6 | 125.6 | 125.6 | 125.7 | 126.1 | 128.7 | 128.7 |
| 9   | Instandhaltung und Reparatur von Wirtschaftsgebäuden und sonstigen Bauten | Maintenance and repair of agricultural buildings and other buildings | Entretien et réparation des bâtiments d'exploitation et autres ouvrages | 122.8 | 122.8 | 122.8 | 122.8 | 117.5 | 117.5 | 117.5 | 119.2 | 119.2 | 119.2 | 119.2 | 119.2 |
| 10  | Veterinärleistungen   | Veterinary services  | Services vétérinaires   | 92.3  | 92.3  | 92.3  | 92.3  | 91.5  | 91.4  | 91.4  | 86.7  | 85.6  | 83.6  | 83.6  | 83.6  |
| 11  | Allgemeine Wirtschaftsausgaben  | General expenses   | Frais généraux  | 112.1 | 112.3 | 112.4 | 112.3 | 113.9 | 114.0 | 114.1 | 114.2 | 114.4 | 114.4 | 114.6 | 114.6 |



## NOMINALE PREISINDIZES / NOMINAL PRICE INDICES / INDICES DES PRIX NOMINAUX

1990 = 100 (ohne MwSt / excluding VAT / TVA exclue)

|      |   |  | DANMARK   |       |       |       |       |       |       |       |       |       |       |       |       |       |
|------|---|--|---|-------|-------|-------|-------|-------|-------|-------|-------|-------|-------|-------|-------|-------|
|      |   |  | 1994  |       |       |       | 1995  |       |       |       |       |       |       |       |       |       |
|      |   |  | sep   | oct   | nov   | dec   | jan   | feb   | mar   | apr   | mai   | jun   | jul   | aug   | sep   |       |
| 02   | WAREN UND DIENSTLEISTUNGEN<br>LANDWIRTSCHAFTLICHER<br>INVESTITIONEN | GOODS AND SERVICES<br>CONTRIBUTING TO AGRICULTURAL<br>INVESTMENT | BIENS ET SERVICES CONCOURANT<br>AUX INVESTISSEMENTS DE<br>L'AGRICULTURE | 107.0 | 107.9 | 107.9 | 108.0 | 108.8 | 109.0 | 109.0 | 109.6 | 109.6 | 110.0 | 110.4 | 110.6 | 110.8 |
| 12   | Maschinen und andere Ausrüstungsgüter                               | Machinery and other equipment                                    | Machines et autres biens d'équipement                                   | 105.0 | 106.0 | 106.1 | 106.2 | 106.7 | 107.0 | 106.9 | 107.0 | 107.0 | 107.5 | 107.6 | 108.0 | 108.3 |
| 121  | Einachsenschlepper und andere einachsige<br>Motorgeräte             | Rotovator and other 2-wheel equipment                            | Motoculteurs et autre matériel à 2 roues                                | -     | -     | -     | -     | -     | -     | -     | -     | -     | -     | -     | -     | -     |
| 122  | Maschinen und Geräte für Kulturen                                   | Machinery and plant for cultivating                              | Machines et matériel pour la culture                                    | 105.4 | 105.4 | 105.4 | 105.4 | 107.6 | 107.6 | 107.3 | 107.3 | 107.3 | 110.8 | 111.3 | 113.4 | 113.4 |
| 123  | Maschinen und Geräte für die Ernte                                  | Machinery and plant for harvesting                               | Machines et matériel pour la récolte                                    | 96.7  | 100.3 | 100.3 | 100.3 | 100.3 | 101.0 | 101.0 | 101.0 | 101.0 | 101.0 | 101.0 | 101.0 | 102.0 |
| 124  | Maschinen und Einrichtungen   | Farm machinery and installations                                 | Machines et installations agricoles                                     | 113.9 | 113.9 | 114.1 | 114.6 | 114.6 | 114.6 | 114.6 | 115.1 | 115.1 | 115.1 | 115.1 | 115.1 | 115.1 |
| 1241 | für die pflanzliche Erzeugung                                       | for crop production  | pour la production végétale   | 102.9 | 102.9 | 102.9 | 102.9 | 102.9 | 102.9 | 102.9 | 102.9 | 102.9 | 102.9 | 102.9 | 102.9 | 102.9 |
| 1242 | für die tierische Erzeugung   | for animal production  | pour la production animale  | 118.6 | 118.6 | 118.6 | 119.3 | 119.3 | 119.3 | 119.3 | 119.3 | 120.1 | 120.1 | 120.1 | 120.1 | 120.1 |
| 1243 | Sonstige  | Other  | Autres  | 110.6 | 110.6 | 113.3 | 113.3 | 113.3 | 113.3 | 113.3 | 113.3 | 113.3 | 113.3 | 113.3 | 113.8 | 113.8 |
| 125  | Ackerschlepper  | Tractors   | Tracteurs   | 104.5 | 104.5 | 104.5 | 104.5 | 105.2 | 105.5 | 105.5 | 105.5 | 105.5 | 105.5 | 105.5 | 105.5 | 105.5 |
| 126  | Sonstige Fahrzeuge  | Other vehicles   | Autres véhicules  | 110.2 | 110.2 | 110.2 | 110.2 | 110.4 | 110.4 | 110.4 | 110.4 | 110.4 | 110.4 | 110.4 | 110.6 | 110.6 |
| 13   | Bauten  | Buildings  | Ouvrages  | 111.8 | 112.4 | 112.4 | 112.4 | 113.9 | 113.9 | 113.9 | 115.6 | 115.6 | 115.6 | 116.8 | 116.8 | 116.8 |
| 131  | Wirtschaftsgebäude  | Farm buildings   | Bâtiments d'exploitation  | 111.5 | 112.1 | 112.1 | 112.1 | 113.7 | 113.7 | 113.7 | 115.4 | 115.4 | 115.4 | 116.6 | 116.6 | 116.6 |
| 132  | Tiefbau- und<br>Bodenverbesserungsarbeiten                          | Engineering and soil improvement<br>operations                   | Ouvrages de génie civil et amélioration<br>des terres                   | 116.7 | 116.7 | 116.8 | 116.8 | 117.3 | 117.4 | 118.0 | 119.0 | 119.1 | 119.5 | 119.8 | 120.0 | 120.0 |

## NOMINALE PREISINDIZES / NOMINAL PRICE INDICES / INDICES DES PRIX NOMINAUX

1990 = 100 (ohne MwSt / excluding VAT / TVA exclue)

## DEUTSCHLAND

|     |   |  | 1994  |       | 1995  |       |       |       |       |       |       |       |       |       |       |  |
|-----|---|--|-------|-------|-------|-------|-------|-------|-------|-------|-------|-------|-------|-------|-------|--|
|     |   |  | sep   | oct   | nov   | dec   | jan   | feb   | mar   | apr   | mai   | jun   | jul   | aug   | sep   |  |
| 00  | INSGESAMT (01 + 02)   | TOTAL (01 + 02)  | 105.3 | 105.2 | 105.5 | 106.0 | 106.8 | 108.3 | 108.4 | 108.2 | 108.1 | 107.8 | 106.8 | 106.5 | 106.4 |  |
| 01  | WAREN UND DIENSTLEISTUNGEN DES LAUFENDEN LANDWIRTSCHAFTLICHEN VERBRAUCHS  | GOODS AND SERVICES CURRENTLY CONSUMED IN AGRICULTURE                 | 102.4 | 102.3 | 102.6 | 103.2 | 104.3 | 106.2 | 106.2 | 105.9 | 105.7 | 105.3 | 104.0 | 103.6 | 103.5 |  |
| 1   | Saat- und Pflanzgut   | Seeds  | 105.8 | 106.8 | 107.0 | 107.3 | 106.4 | 106.5 | 109.1 | 109.0 | 110.0 | 109.4 | 109.2 | 108.9 | 108.3 |  |
| 2   | Nutz- und Zuchtvieh   | Animals for rearing and production                                   | 86.3  | 84.6  | 84.9  | 88.9  | 95.3  | 108.9 | 109.2 | 103.9 | 99.8  | 95.8  | 86.2  | 84.7  | 84.2  |  |
| 3   | Energie und Schmierstoffe   | Energy, lubricants   | 109.9 | 110.1 | 110.3 | 109.8 | 109.5 | 109.3 | 108.2 | 109.2 | 109.2 | 109.6 | 107.9 | 108.1 | 109.4 |  |
| 31  | Heizstoffe  | Fuels for heating  | 89.0  | 89.3  | 88.6  | 88.1  | 87.8  | 87.0  | 85.1  | 86.9  | 86.7  | 86.9  | 84.1  | 84.1  | 87.3  |  |
| 32  | Treibstoffe   | Motor fuels  | 122.4 | 122.5 | 123.5 | 122.5 | 122.1 | 121.9 | 120.3 | 121.6 | 121.6 | 122.1 | 119.6 | 120.2 | 121.6 |  |
| 33  | Elektrischer Strom  | Electricity  | 106.1 | 106.3 | 106.3 | 106.3 | 105.9 | 105.9 | 105.9 | 105.9 | 105.9 | 105.9 | 105.9 | 105.9 | 105.9 |  |
| 34  | Schmierstoffe   | Lubricants   | 112.8 | 112.9 | 112.9 | 113.0 | 113.4 | 113.4 | 113.5 | 113.7 | 114.2 | 114.4 | 114.6 | 114.7 | 114.7 |  |
| 4   | Dünge- und Bodenverbesserungsmittel                                       | Fertilizers, soil improvers  | 94.0  | 95.0  | 96.2  | 97.4  | 99.4  | 101.6 | 103.4 | 104.5 | 104.8 | 104.9 | 104.8 | 104.6 | 104.5 |  |
| 41  | Einnährstoffdünger  | Straight fertilizers   | 93.4  | 94.6  | 96.1  | 97.6  | 100.1 | 102.7 | 104.8 | 106.3 | 107.0 | 107.4 | 107.3 | 107.1 | 107.5 |  |
| 411 | Stickstoffdünger  | Nitrogenous fertilizers  | 90.4  | 91.8  | 93.6  | 95.6  | 98.7  | 101.7 | 104.2 | 106.1 | 107.5 | 108.3 | 108.2 | 108.0 | 108.3 |  |
| 412 | Phosphatdünger  | Phosphatic fertilizers   | 105.9 | 106.2 | 106.6 | 106.2 | 106.3 | 107.3 | 108.4 | 108.7 | 108.3 | 108.2 | 108.8 | 108.8 | 109.2 |  |
| 413 | Kalidünger  | Potassic fertilizers   | 100.6 | 101.1 | 101.9 | 102.2 | 103.1 | 105.0 | 105.4 | 105.9 | 103.6 | 102.3 | 101.8 | 101.4 | 102.0 |  |
| 42  | Mehrnährstoffdünger   | Compound fertilizers   | 91.3  | 92.3  | 93.4  | 94.4  | 96.4  | 98.2  | 100.0 | 100.7 | 100.8 | 100.3 | 100.2 | 100.1 | 99.6  |  |
| 421 | NP-Dünger   | NP fertilizers   | 89.7  | 90.4  | 91.2  | 92.2  | 93.7  | 95.7  | 96.8  | 97.6  | 98.0  | 98.0  | 97.8  | 99.1  | 98.0  |  |
| 422 | PK-Dünger   | PK fertilizers   | 95.6  | 96.2  | 96.6  | 96.9  | 98.4  | 98.9  | 99.9  | 100.3 | 99.5  | 98.0  | 97.7  | 96.6  | 97.5  |  |
| 423 | NPK-Dünger  | NPK fertilizers  | 90.4  | 91.5  | 92.8  | 94.0  | 96.2  | 98.4  | 100.5 | 101.3 | 101.5 | 101.3 | 101.2 | 101.1 | 100.4 |  |
| 43  | Sonstige Dünge- und Bodenverbesserungsmittel                              | Other fertilizers, soil improvers                                    | 108.3 | 108.6 | 109.3 | 109.0 | 109.3 | 110.4 | 110.5 | 110.8 | 110.4 | 111.0 | 111.1 | 110.8 | 110.5 |  |
| 5   | Pflanzenschutzmittel  | Plant protection products  | 113.4 | 113.4 | 113.4 | 113.4 | 113.4 | 113.4 | 108.9 | 108.9 | 108.9 | 108.9 | 108.9 | 108.9 | 108.9 |  |
| 51  | Fungizide   | Fungicides   | 107.9 | 107.9 | 107.9 | 107.9 | 107.9 | 107.9 | 108.2 | 108.2 | 108.2 | 108.2 | 108.2 | 108.2 | 108.2 |  |
| 52  | Insektizide   | Insecticides   | 120.2 | 120.2 | 120.2 | 120.2 | 120.2 | 120.2 | 116.3 | 116.3 | 116.3 | 116.3 | 116.3 | 116.3 | 116.3 |  |
| 53  | Herbizide   | Herbicides   | 114.3 | 114.3 | 114.3 | 114.3 | 114.3 | 114.3 | 105.1 | 105.1 | 105.1 | 105.1 | 105.1 | 105.1 | 105.1 |  |
| 54  | Sonstige  | Other  | 114.8 | 114.8 | 114.8 | 114.8 | 114.8 | 114.8 | 128.3 | 128.3 | 128.3 | 128.3 | 128.3 | 128.3 | 128.3 |  |
| 6   | Futtermittel  | Animal feedingstuffs   | 89.3  | 88.9  | 88.9  | 89.1  | 89.0  | 89.1  | 89.3  | 89.0  | 89.2  | 88.7  | 88.0  | 86.7  | 85.9  |  |
| 61  | Einzel Futtermittel   | Straight feedingstuffs   | 88.7  | 87.3  | 87.5  | 88.3  | 89.0  | 89.0  | 89.0  | 88.5  | 89.2  | 89.3  | 87.8  | 85.3  | 85.1  |  |
| 611 | Getreide und Mühlennachprodukte   | Cereals and milling by-products                                      | 75.1  | 74.2  | 75.0  | 76.0  | 76.5  | 76.7  | 77.0  | 76.2  | 77.5  | 78.8  | 74.8  | 69.6  | 67.7  |  |
| 612 | Ölkuchen bzw. -schrot   | Oil-cakes  | 90.6  | 87.7  | 84.5  | 84.2  | 84.5  | 84.5  | 83.7  | 84.2  | 82.1  | 80.7  | 79.7  | 79.3  | 84.1  |  |
| 613 | Futtermittel tierischer Herkunft  | Products of animal origin  | 101.3 | 101.9 | 101.3 | 101.5 | 102.2 | 101.3 | 101.2 | 100.4 | 101.8 | 100.6 | 101.3 | 101.3 | 101.7 |  |
| 614 | Sonstige Einzelfuttermittel   | Other  | 101.1 | 97.4  | 99.5  | 101.1 | 102.8 | 103.5 | 103.2 | 103.2 | 103.6 | 103.6 | 104.3 | 103.5 | 102.6 |  |
| 62  | Mischfuttermittel   | Compound feedingstuffs   | 89.5  | 89.4  | 89.3  | 89.3  | 89.0  | 89.2  | 89.4  | 89.1  | 89.2  | 88.5  | 88.1  | 87.1  | 86.1  |  |
| 621 | für Kälber  | for calves   | 104.0 | 104.3 | 105.7 | 106.9 | 106.5 | 107.2 | 107.7 | 107.9 | 108.0 | 108.4 | 108.4 | 106.3 | 106.5 |  |
| 622 | für Rinder (ohne Kälber)  | for cattle (excluding calves)  | 88.2  | 87.6  | 87.6  | 87.7  | 87.2  | 87.3  | 88.0  | 87.3  | 87.1  | 86.0  | 85.0  | 84.5  | 83.7  |  |
| 623 | für Schweine  | for pigs   | 86.0  | 86.0  | 85.8  | 85.3  | 85.5  | 85.8  | 85.5  | 85.4  | 85.9  | 85.3  | 85.0  | 84.1  | 82.2  |  |
| 624 | für Geflügel  | for poultry  | 89.0  | 89.1  | 88.2  | 88.5  | 87.7  | 87.2  | 87.7  | 87.3  | 87.0  | 86.2  | 86.2  | 84.7  | 84.5  |  |
| 625 | Sonstige  | Other  | -     | -     | -     | -     | -     | -     | -     | -     | -     | -     | -     | -     | -     |  |
| 7   | Material und Kleinwerkzeug  | Material and small tools   | 107.4 | 108.0 | 108.5 | 109.0 | 110.0 | 110.9 | 111.5 | 112.4 | 113.0 | 113.5 | 113.8 | 113.9 | 114.1 |  |
| 8   | Instandhaltung und Reparatur von Maschinen                                | Maintenance and repair of plant                                      | 120.7 | 120.8 | 121.1 | 121.3 | 122.0 | 123.0 | 123.3 | 123.6 | 123.8 | 124.0 | 124.3 | 124.8 | 124.8 |  |
| 9   | Instandhaltung und Reparatur von Wirtschaftsgebäuden und sonstigen Bauten | Maintenance and repair of agricultural buildings and other buildings | 123.6 | 123.6 | 124.3 | 124.3 | 124.3 | 125.1 | 125.1 | 125.1 | 126.5 | 126.5 | 126.5 | 127.5 | 127.5 |  |
| 10  | Veterinärleistungen   | Veterinary services  | 104.4 | 104.4 | 104.4 | 105.0 | 105.0 | 105.0 | 105.0 | 105.0 | 105.0 | 105.0 | 105.0 | 105.0 | 105.0 |  |
| 11  | Allgemeine Wirtschaftsausgaben  | General expenses   | 117.9 | 117.8 | 118.4 | 118.5 | 119.9 | 121.4 | 120.7 | 121.0 | 121.0 | 121.4 | 121.6 | 121.6 | 121.7 |  |

## NOMINALE PREISINDIZES / NOMINAL PRICE INDICES / INDICES DES PRIX NOMINAUX

1990 = 100 (ohne MwSt / excluding VAT / TVA exclue)

|      |   |  | DEUTSCHLAND   |       |       |       |       |       |       |       |       |       |       |       |       |       |
|------|---|--|---|-------|-------|-------|-------|-------|-------|-------|-------|-------|-------|-------|-------|-------|
|      |   |  | 1994  | 1994  | 1994  | 1994  | 1995  | 1995  | 1995  | 1995  | 1995  | 1995  | 1995  | 1995  | 1995  |       |
|      |   |  | sep   | oct   | nov   | dec   | jan   | feb   | mar   | apr   | mai   | jun   | jul   | aug   | sep   |       |
| 02   | WAREN UND DIENSTLEISTUNGEN<br>LANDWIRTSCHAFTLICHER<br>INVESTITIONEN | GOODS AND SERVICES<br>CONTRIBUTING TO AGRICULTURAL<br>INVESTMENT | BIENS ET SERVICES CONCOURANT<br>AUX INVESTISSEMENTS DE<br>L'AGRICULTURE | 114.9 | 114.8 | 114.9 | 115.0 | 115.2 | 115.3 | 115.5 | 115.7 | 115.9 | 116.0 | 116.1 | 116.1 | 116.3 |
| 12   | Maschinen und andere Ausrüstungsgüter                               | Machinery and other equipment                                    | Machines et autres biens d'équipement                                   | 113.7 | 113.6 | 113.6 | 113.8 | 114.0 | 114.0 | 114.2 | 114.4 | 114.5 | 114.5 | 114.6 | 114.6 | 114.8 |
| 121  | Einachsschlepper und andere einachsige<br>Motorgeräte               | Flotovator and other 2-wheel equipment                           | Motoculteurs et autre matériel à 2 roues                                | 112.5 | 113.1 | 113.1 | 113.1 | 113.1 | 113.1 | 113.1 | 113.1 | 113.1 | 113.1 | 113.1 | 113.1 | 113.1 |
| 122  | Maschinen und Geräte für Kulturen                                   | Machinery and plant for cultivating                              | Machines et matériel pour la culture                                    | 112.9 | 113.3 | 113.4 | 113.4 | 113.9 | 113.8 | 114.4 | 114.7 | 114.7 | 114.7 | 114.7 | 114.8 | 114.8 |
| 123  | Maschinen und Geräte für die Ernte                                  | Machinery and plant for harvesting                               | Machines et matériel pour la récolte                                    | 116.2 | 116.3 | 116.4 | 116.8 | 117.0 | 117.0 | 117.4 | 117.6 | 117.6 | 117.6 | 117.7 | 117.7 | 118.1 |
| 124  | Maschinen und Einrichtungen   | Farm machinery and installations                                 | Machines et installations agricoles                                     | 115.3 | 114.6 | 114.6 | 114.7 | 114.8 | 114.8 | 115.1 | 115.2 | 115.4 | 115.7 | 115.7 | 115.7 | 115.7 |
| 1241 | für die pflanzliche Erzeugung                                       | for crop production  | pour la production végétale   | 119.4 | 117.4 | 117.4 | 117.7 | 117.9 | 117.9 | 119.0 | 119.1 | 119.2 | 119.3 | 119.2 | 119.2 | 119.3 |
| 1242 | für die tierische Erzeugung   | for animal production  | pour la production animale  | 116.2 | 116.2 | 116.2 | 116.3 | 116.3 | 116.4 | 116.2 | 116.3 | 116.3 | 116.7 | 116.7 | 116.7 | 116.8 |
| 1243 | Sonstige  | Other  | Autres  | 110.0 | 109.6 | 109.6 | 109.5 | 109.5 | 109.4 | 109.5 | 109.8 | 110.2 | 110.6 | 110.6 | 110.7 | 110.6 |
| 125  | Ackerschlepper  | Tractors   | Tracteurs   | 110.4 | 110.4 | 110.4 | 110.4 | 110.7 | 110.7 | 110.3 | 110.7 | 110.7 | 110.7 | 110.9 | 110.9 | 111.1 |
| 126  | Sonstige Fahrzeuge  | Other vehicles   | Autres véhicules  | 115.0 | 115.1 | 115.0 | 115.3 | 115.6 | 115.6 | 115.9 | 116.0 | 116.1 | 116.2 | 116.2 | 116.2 | 116.4 |
| 13   | Bauten  | Buildings  | Ouvrages  | 120.5 | 120.5 | 120.9 | 120.9 | 120.9 | 121.6 | 121.6 | 121.6 | 123.0 | 123.0 | 123.0 | 123.3 | 123.3 |
| 131  | Wirtschaftsgebäude  | Farm buildings   | Bâtiments d'exploitation  | :     | :     | :     | :     | :     | :     | :     | :     | :     | :     | :     | :     | :     |
| 132  | Tiefbau- und<br>Bodenverbesserungsarbeiten                          | Engineering and soil improvement<br>operations                   | Ouvrages de génie civil et amélioration<br>des terres                   | -     | -     | -     | -     | -     | -     | -     | -     | -     | -     | -     | -     | -     |



## NOMINALE PREISINDIZES / NOMINAL PRICE INDICES / INDICES DES PRIX NOMINAUX

1990 = 100 (ohne MwSt / excluding VAT / TVA exclue)

ELLAS

|      |   |  | ELLAS   |       |       |       |       |       |       |       |       |       |       |       |       |       |
|------|---|--|---|-------|-------|-------|-------|-------|-------|-------|-------|-------|-------|-------|-------|-------|
|      |   |  | 1994  | 1994  | 1994  | 1994  | 1995  | 1995  | 1995  | 1995  | 1995  | 1995  | 1995  | 1995  | 1995  |       |
|      |   |  | sep   | oct   | nov   | dec   | jan   | feb   | mar   | apr   | mai   | jun   | jul   | aug   | sep   |       |
| 02   | WAREN UND DIENSTLEISTUNGEN<br>LANDWIRTSCHAFTLICHER<br>INVESTITIONEN | GOODS AND SERVICES<br>CONTRIBUTING TO AGRICULTURAL<br>INVESTMENT | BIENS ET SERVICES CONCOURANT<br>AUX INVESTISSEMENTS DE<br>L'AGRICULTURE | 163.6 | 165.5 | 165.9 | 165.9 | 169.8 | 173.4 | 176.2 | 177.3 | 178.9 | 179.9 | 180.9 | 180.3 | 183.4 |
| 12   | Maschinen und andere Ausrüstungsgüter                               | Machinery and other equipment                                    | Machines et autres biens d'équipement                                   | 158.0 | 160.4 | 160.9 | 160.8 | 164.8 | 171.6 | 177.1 | 177.7 | 179.8 | 181.7 | 181.8 | 180.7 | 185.7 |
| 121  | Einachsenschlepper und andere einachsige<br>Motorgeräte             | Rotovator and other 2-wheel equipment                            | Motoculteurs et autre matériel à 2 roues                                | 157.8 | 158.3 | 159.0 | 159.8 | 160.4 | 164.0 | 164.9 | 165.7 | 165.1 | 166.2 | 166.4 | 166.4 | 167.8 |
| 122  | Maschinen und Geräte für Kulturen                                   | Machinery and plant for cultivating                              | Machines et matériel pour la culture                                    | 175.4 | 175.4 | 175.5 | 175.5 | 178.2 | 180.9 | 181.6 | 183.9 | 183.8 | 186.6 | 187.6 | 188.1 | 189.4 |
| 123  | Maschinen und Geräte für die Ernte                                  | Machinery and plant for harvesting                               | Machines et matériel pour la récolte                                    | 152.7 | 153.0 | 152.1 | 153.6 | 154.0 | 157.3 | 158.4 | 157.5 | 158.1 | 157.7 | 157.9 | 158.1 | 158.2 |
| 124  | Maschinen und Einrichtungen   | Farm machinery and installations                                 | Machines et installations agricoles                                     | 152.2 | 155.5 | 155.3 | 156.1 | 156.7 | 160.0 | 160.8 | 163.0 | 164.2 | 165.6 | 165.6 | 166.0 | 168.3 |
| 1241 | für die pflanzliche Erzeugung                                       | for crop production  | pour la production végétale   | 160.1 | 164.5 | 164.2 | 164.9 | 165.2 | 166.4 | 166.9 | 170.0 | 171.8 | 173.7 | 173.8 | 174.3 | 177.1 |
| 1242 | für die tierische Erzeugung   | for animal production  | pour la production animale  | 133.9 | 134.9 | 135.0 | 136.0 | 137.3 | 145.3 | 146.8 | 146.8 | 146.8 | 146.9 | 146.9 | 146.9 | 148.2 |
| 1243 | Sonstige  | Other  | Autres  | -     | -     | -     | -     | -     | -     | -     | -     | -     | -     | -     | -     | -     |
| 125  | Ackerschlepper  | Tractors   | Tracteurs   | 155.3 | 155.3 | 157.2 | 158.0 | 159.6 | 163.1 | 164.0 | 165.4 | 166.4 | 170.7 | 170.7 | 170.7 | 171.4 |
| 126  | Sonstige Fahrzeuge  | Other vehicles   | Autres véhicules  | 160.4 | 164.7 | 164.8 | 163.7 | 170.6 | 180.9 | 191.2 | 191.2 | 194.7 | 195.8 | 196.0 | 193.5 | 202.7 |
| 13   | Bauten  | Buildings  | Ouvrages  | 169.0 | 170.5 | 170.8 | 170.9 | 174.7 | 175.1 | 175.3 | 177.0 | 178.0 | 178.2 | 179.9 | 180.0 | 181.2 |
| 131  | Wirtschaftsgebäude  | Farm buildings   | Bâtiments d'exploitation  | :     | :     | :     | :     | :     | :     | :     | :     | :     | :     | :     | :     | :     |
| 132  | Tiefbau- und<br>Bodenverbesserungsarbeiten                          | Engineering and soil improvement<br>operations                   | Ouvrages de génie civil et amélioration<br>des terres                   | :     | :     | :     | :     | :     | :     | :     | :     | :     | :     | :     | :     | :     |

## NOMINALE PREISINDIZES / NOMINAL PRICE INDICES / INDICES DES PRIX NOMINAUX

1990 = 100 (ohne MwSt / excluding VAT / TVA exclue)

|     |   |  | ESPAÑA  |       |       |       |       |       |       |       |       |       |       |       |       |       |
|-----|---|--|---|-------|-------|-------|-------|-------|-------|-------|-------|-------|-------|-------|-------|-------|
|     |   |  | 1994  |       |       |       | 1995  |       |       |       |       |       |       |       |       |       |
|     |   |  | sep   | oct   | nov   | dec   | jan   | feb   | mar   | apr   | mai   | jun   | jul   | aug   | sep   |       |
| 00  | INSGESAMT (01 + 02)   | TOTAL (01 + 02)  | TOTAL (01 + 02)   | 110.0 | 108.5 | 109.3 | 109.7 | 111.0 | 112.0 | 112.7 | 113.0 | 112.4 | 111.4 | 114.4 | 115.0 | 114.9 |
| 01  | WAREN UND DIENSTLEISTUNGEN DES LAUFENDEN LANDWIRTSCHAFTLICHEN VERBRAUCHS  | GOODS AND SERVICES CURRENTLY CONSUMED IN AGRICULTURE                 | BIENS ET SERVICES DE CONSOMMATION COURANTE DE L'AGRICULTURE             | 108.2 | 105.9 | 106.9 | 107.5 | 108.5 | 109.6 | 110.7 | 110.5 | 109.7 | 108.3 | 112.2 | 113.0 | 112.7 |
| 1   | Saat- und Pflanzgut   | Seeds  | Semences et plants  | 142.8 | 96.4  | 94.8  | 112.8 | 113.2 | 130.3 | 130.8 | 125.8 | 115.1 | 89.6  | 179.2 | 180.3 | 157.7 |
| 2   | Nutz- und Zuchtvieh   | Animals for rearing and production                                   | Animaux d'élevage et de rents   | 103.7 | 106.8 | 109.1 | 112.8 | 118.6 | 123.8 | 124.0 | 117.3 | 115.8 | 116.1 | 114.3 | 116.0 | 113.9 |
| 3   | Energie und Schmierstoffe   | Energy, lubricants   | Energie et lubrifiants  | 117.2 | 119.6 | 120.5 | 120.5 | 121.7 | 125.1 | 124.9 | 124.8 | 124.4 | 124.0 | 120.4 | 120.3 | 121.9 |
| 31  | Heizstoffe  | Fuels for heating  | Combustibles  | 108.3 | 108.4 | 127.5 | 127.5 | 137.3 | 131.4 | 133.0 | 127.1 | 127.1 | 127.1 | 127.1 | 127.1 | 127.1 |
| 32  | Treibstoffe   | Motor fuels  | Carburants  | 113.5 | 113.0 | 113.8 | 113.8 | 114.6 | 115.3 | 114.9 | 115.0 | 110.2 | 109.4 | 106.8 | 106.5 | 109.6 |
| 33  | Elektrischer Strom  | Electricity  | Electricité   | 111.9 | 111.9 | 111.9 | 111.9 | 113.8 | 113.8 | 113.8 | 113.8 | 113.8 | 113.8 | 113.8 | 113.8 | 113.8 |
| 34  | Schmierstoffe   | Lubricants   | Lubrifiants   | 134.8 | 148.3 | 148.3 | 148.3 | 148.3 | 164.2 | 164.2 | 164.2 | 175.1 | 175.1 | 164.2 | 164.2 | 164.2 |
| 4   | Dünge- und Bodenverbesserungsmittel                                       | Fertilizers, soil improvers  | Engrais et amendements  | 102.0 | 103.0 | 104.2 | 103.7 | 105.0 | 107.4 | 109.2 | 108.4 | 108.3 | 109.3 | 108.1 | 108.1 | 109.7 |
| 41  | Einnährstoffdünger  | Straight fertilizers   | Engrais simples   | 103.7 | 105.1 | 107.1 | 106.9 | 107.8 | 110.5 | 113.2 | 112.1 | 112.3 | 113.1 | 112.1 | 112.1 | 113.2 |
| 411 | Stickstoffdünger  | Nitrogenous fertilizers  | Engrais azotés  | 102.8 | 104.1 | 105.8 | 105.2 | 106.5 | 109.7 | 112.1 | 110.2 | 110.6 | 111.7 | 111.6 | 111.9 | 113.0 |
| 412 | Phosphatdünger  | Phosphatic fertilizers   | Engrais phosphatés  | 109.1 | 111.3 | 115.9 | 117.9 | 116.0 | 116.2 | 120.9 | 125.1 | 123.9 | 122.9 | 115.4 | 112.2 | 114.4 |
| 413 | Kalidünger  | Potassic fertilizers   | Engrais potassiques   | 109.6 | 111.5 | 112.4 | 111.7 | 113.1 | 113.6 | 115.6 | 117.1 | 113.7 | 115.6 | 114.3 | 117.0 | 116.6 |
| 42  | Mehrnährstoffdünger   | Compound fertilizers   | Engrais composés  | 99.4  | 99.6  | 99.7  | 99.0  | 100.8 | 102.7 | 103.4 | 103.0 | 102.5 | 103.9 | 102.1 | 102.3 | 104.5 |
| 421 | NP-Dünger   | NP fertilizers   | Engrais NP  | 136.9 | 127.1 | 123.6 | 118.4 | 120.3 | 134.3 | 113.2 | 122.5 | 116.0 | 117.1 | 112.1 | 105.4 | 102.0 |
| 422 | PK-Dünger   | PK fertilizers   | Engrais PK  | 112.4 | 111.5 | 107.4 | 106.7 | 107.4 | 107.6 | 110.2 | 108.5 | 108.1 | 108.3 | 107.5 | 107.2 | 110.0 |
| 423 | NPK-Dünger  | NPK fertilizers  | Engrais NPK   | 95.6  | 96.6  | 97.2  | 96.9  | 98.8  | 99.8  | 102.1 | 101.0 | 101.1 | 102.5 | 101.0 | 101.7 | 104.3 |
| 43  | Sonstige Dünge- und Bodenverbesserungsmittel                              | Other fertilizers, soil improvers                                    | Autres engrais et amendements   | 112.3 | 116.3 | 116.3 | 116.3 | 116.3 | 116.3 | 116.3 | 116.3 | 116.3 | 116.3 | 116.3 | 116.3 | 116.3 |
| 5   | Pflanzenschutzmittel  | Plant protection products  | Produits de protection des cultures                                     | 115.7 | 112.9 | 116.9 | 116.9 | 116.9 | 106.3 | 106.3 | 107.2 | 107.2 | 107.2 | 119.3 | 119.3 | 116.6 |
| 51  | Fungizide   | Fungicides   | Fongicides  | 113.5 | 113.5 | 113.5 | 113.5 | 113.5 | 109.2 | 109.2 | 109.2 | 109.2 | 109.2 | 117.8 | 117.8 | 117.6 |
| 52  | Insektizide   | Insecticides   | Insecticides  | 111.1 | 111.1 | 110.2 | 110.2 | 110.2 | 106.3 | 106.3 | 106.3 | 106.3 | 106.3 | 112.2 | 112.2 | 114.5 |
| 53  | Herbizide   | Herbicides   | Herbicides  | 113.3 | 113.3 | 118.8 | 118.8 | 118.8 | 110.8 | 110.8 | 110.8 | 110.8 | 110.8 | 115.6 | 115.6 | 116.2 |
| 54  | Sonstige  | Other  | Autres  | 120.2 | 113.5 | 120.7 | 120.7 | 120.7 | 102.8 | 102.8 | 105.0 | 105.0 | 105.0 | 125.6 | 125.6 | 115.3 |
| 6   | Futtermittel  | Animal feedingstuffs   | Aliments des animaux  | 101.0 | 100.9 | 101.3 | 101.2 | 101.6 | 101.7 | 102.1 | 102.3 | 101.6 | 100.0 | 100.4 | 100.8 | 102.6 |
| 61  | Einzel Futtermittel   | Straight feedingstuffs   | Aliments simples  | 100.2 | 101.5 | 102.8 | 103.9 | 104.4 | 105.4 | 107.2 | 106.1 | 104.6 | 103.5 | 104.3 | 104.4 | 106.9 |
| 611 | Getreide und Mühlennachprodukte   | Cereals and milling by-products                                      | Céréales et sous-produits de meunerie                                   | 99.5  | 101.1 | 102.8 | 103.9 | 104.5 | 105.5 | 107.5 | 106.2 | 104.6 | 103.3 | 104.3 | 104.4 | 107.1 |
| 612 | Ölkuchen bzw. -schrot   | Oil-cakes  | Tourteaux   | 113.9 | 108.3 | 106.7 | 106.4 | 103.4 | 103.7 | 104.0 | 106.0 | 105.5 | 106.2 | 103.1 | 103.1 | 104.7 |
| 613 | Futtermittel tierischer Herkunft  | Products of animal origin  | Produits d'origine animale  | 108.0 | 106.5 | 104.2 | 104.4 | 106.8 | 108.1 | 107.3 | 106.5 | 105.2 | 105.8 | 105.0 | 104.7 | 104.5 |
| 614 | Sonstige Einzelfuttermittel   | Other  | Autres  | 100.8 | 102.0 | 100.3 | 101.3 | 101.6 | 103.8 | 104.2 | 103.9 | 103.4 | 103.3 | 103.7 | 106.2 | 104.2 |
| 62  | Mischfuttermittel   | Compound feedingstuffs   | Aliments composés   | 101.3 | 100.7 | 100.7 | 100.2 | 100.6 | 100.4 | 100.2 | 100.9 | 100.5 | 98.8  | 99.0  | 99.5  | 101.1 |
| 621 | für Kälber  | for calves   | pour veaux  | 102.6 | 103.3 | 105.1 | 104.8 | 102.9 | 104.2 | 105.6 | 105.9 | 103.9 | 98.2  | 102.6 | 102.7 | 105.3 |
| 622 | für Rinder (ohne Kälber)  | for cattle (excluding calves)  | pour bovins (autres que veaux)  | 101.7 | 101.5 | 102.6 | 102.4 | 102.4 | 102.3 | 100.4 | 100.6 | 100.6 | 100.4 | 99.8  | 100.2 | 101.5 |
| 623 | für Schweine  | for pigs   | pour porcs  | 100.2 | 98.7  | 98.5  | 97.7  | 99.2  | 99.4  | 100.0 | 101.2 | 101.3 | 98.8  | 98.5  | 98.9  | 100.2 |
| 624 | für Geflügel  | for poultry  | pour volailles  | 102.4 | 102.4 | 101.9 | 101.6 | 101.1 | 100.3 | 99.9  | 100.4 | 99.5  | 98.8  | 99.2  | 100.3 | 101.9 |
| 625 | Sonstige  | Other  | Autres  | 99.6  | 100.3 | 100.3 | 99.0  | 99.5  | 99.4  | 99.3  | 99.6  | 98.4  | 96.4  | 96.2  | 96.6  | 98.8  |
| 7   | Material und Kleinwerkzeug  | Material and small tools   | Matériel et petit outillage   | 120.3 | 122.3 | 122.3 | 120.1 | 121.1 | 136.2 | 135.0 | 136.4 | 134.3 | 137.4 | 151.7 | 158.8 | 151.7 |
| 8   | Instandhaltung und Reparatur von Maschinen                                | Maintenance and repair of plant                                      | Entretien et réparation du matériel                                     | 110.4 | 108.2 | 115.0 | 114.0 | 121.2 | 121.0 | 122.5 | 117.3 | 119.9 | 120.7 | 120.9 | 129.5 | 124.3 |
| 9   | Instandhaltung und Reparatur von Wirtschaftsgebäuden und sonstigen Bauten | Maintenance and repair of agricultural buildings and other buildings | Entretien et réparation des bâtiments d'exploitation et autres ouvrages | 126.6 | 126.6 | 126.7 | 126.7 | 126.8 | 128.1 | 128.0 | 131.6 | 131.5 | 131.7 | 131.7 | 132.1 | 132.3 |
| 10  | Veterinärleistungen   | Veterinary services  | Services vétérinaires   | 125.2 | 125.8 | 126.2 | 126.9 | 128.0 | 132.5 | 133.0 | 133.1 | 131.9 | 131.9 | 132.3 | 132.7 | 133.0 |
| 11  | Allgemeine Wirtschaftsausgaben  | General expenses   | Frais généraux  | 129.2 | 110.9 | 111.0 | 111.2 | 112.1 | 112.1 | 127.1 | 133.5 | 133.4 | 137.2 | 137.8 | 135.5 | 133.4 |

## NOMINALE PREISINDIZES / NOMINAL PRICE INDICES / INDICES DES PRIX NOMINAUX

1990 = 100 (ohne MwSt / excluding VAT / TVA exclue)

ESPAÑA

|      |   |  | ESPAÑA  |       |       |       |       |       |       |       |       |       |       |       |       |       |
|------|---|--|---|-------|-------|-------|-------|-------|-------|-------|-------|-------|-------|-------|-------|-------|
|      |   |  | 1994  | 1994  | 1994  | 1994  | 1995  | 1995  | 1995  | 1995  | 1995  | 1995  | 1995  | 1995  |       |       |
|      |   |  | sep   | oct   | nov   | dec   | jan   | feb   | mar   | apr   | mai   | jun   | jul   | aug   | sep   |       |
| 02   | WAREN UND DIENSTLEISTUNGEN<br>LANDWIRTSCHAFTLICHER<br>INVESTITIONEN | GOODS AND SERVICES<br>CONTRIBUTING TO AGRICULTURAL<br>INVESTMENT | BIENS ET SERVICES CONCOURANT<br>AUX INVESTISSEMENTS DE<br>L'AGRICULTURE | 115.4 | 116.0 | 116.3 | 116.1 | 118.3 | 119.1 | 119.0 | 120.5 | 120.6 | 120.7 | 121.0 | 121.2 | 121.2 |
| 12   | Maschinen und andere Ausrüstungsgüter                               | Machinery and other equipment                                    | Machines et autres biens d'équipement                                   | 99.0  | 100.8 | 100.7 | 100.7 | 106.8 | 106.8 | 106.8 | 104.2 | 104.3 | 104.1 | 104.8 | 104.8 | 104.8 |
| 121  | Einachsschlepper und andere einachsige<br>Motorgeräte               | Rotovator and other 2-wheel equipment                            | Motoculteurs et autre matériel à 2 roues                                | 111.5 | 117.2 | 117.2 | 117.2 | 121.2 | 121.2 | 121.2 | 124.8 | 124.8 | 124.8 | 124.8 | 124.8 | 124.8 |
| 122  | Maschinen und Geräte für Kulturen                                   | Machinery and plant for cultivating                              | Machines et matériel pour la culture                                    | 108.2 | 108.3 | 108.1 | 108.1 | 108.2 | 108.6 | 108.3 | 109.0 | 109.2 | 108.3 | 108.1 | 108.2 | 108.1 |
| 123  | Maschinen und Geräte für die Ernte                                  | Machinery and plant for harvesting                               | Machines et matériel pour la récolte                                    | 96.8  | 107.1 | 107.1 | 107.1 | 117.3 | 117.3 | 117.3 | 91.5  | 91.5  | 91.5  | 94.6  | 94.6  | 94.6  |
| 124  | Maschinen und Einrichtungen   | Farm machinery and installations                                 | Machines et installations agricoles                                     | 103.5 | 104.7 | 104.9 | 105.1 | 103.0 | 103.4 | 103.0 | 103.1 | 103.6 | 102.5 | 102.8 | 102.4 | 102.4 |
| 1241 | für die pflanzliche Erzeugung                                       | for crop production  | pour la production végétale   | -     | -     | -     | -     | -     | -     | -     | -     | -     | -     | -     | -     | -     |
| 1242 | für die tierische Erzeugung   | for animal production  | pour la production animale  | -     | -     | -     | -     | -     | -     | -     | -     | -     | -     | -     | -     | -     |
| 1243 | Sonstige  | Other  | Autres  | -     | -     | -     | -     | -     | -     | -     | -     | -     | -     | -     | -     | -     |
| 125  | Ackerschlepper  | Tractors   | Tracteurs   | 94.1  | 95.3  | 95.3  | 95.3  | 104.1 | 104.1 | 104.1 | 103.5 | 103.5 | 103.5 | 104.4 | 104.4 | 104.4 |
| 126  | Sonstige Fahrzeuge  | Other vehicles   | Autres véhicules  | 105.1 | 104.8 | 104.8 | 104.5 | 105.4 | 104.7 | 104.6 | 103.8 | 105.0 | 104.6 | 104.7 | 104.5 | 105.0 |
| 13   | Bauten  | Buildings  | Ouvrages  | 123.5 | 123.5 | 123.9 | 123.7 | 124.0 | 125.1 | 125.0 | 128.6 | 128.6 | 128.9 | 129.0 | 129.3 | 129.3 |
| 131  | Wirtschaftsgebäude  | Farm buildings   | Bâtiments d'exploitation  | 121.8 | 121.8 | 122.1 | 122.0 | 122.2 | 123.2 | 123.3 | 126.3 | 126.4 | 126.6 | 126.7 | 127.3 | 127.5 |
| 132  | Tiefbau- und<br>Bodenverbesserungsarbeiten                          | Engineering and soil improvement<br>operations                   | Ouvrages de génie civil et amélioration<br>des terres                   | 123.9 | 123.9 | 124.3 | 124.1 | 124.4 | 125.5 | 125.4 | 129.1 | 129.1 | 129.5 | 129.5 | 129.8 | 129.7 |

## NOMINALE PREISINDIZES / NOMINAL PRICE INDICES / INDICES DES PRIX NOMINAUX

1990 = 100 (ohne MwSt / excluding VAT / TVA exclue)

|     |   |  | FRANCE |       |       |       |       |       |       |       |       |       |       |       |       |
|-----|---|--|--------|-------|-------|-------|-------|-------|-------|-------|-------|-------|-------|-------|-------|
|     |   |  | 1994   |       |       |       |       | 1995  |       |       |       |       |       |       |       |
|     |   |  | sep    | oct   | nov   | dec   | jan   | feb   | mar   | apr   | mai   | jun   | jul   | aug   | sep   |
| 00  | INSGESAMT (01 + 02)   | TOTAL (01 + 02)  | 101.9  | 102.0 | 102.0 | 102.3 | 102.8 | 103.1 | 103.5 | 103.7 | 103.7 | 103.7 | 103.8 | 103.9 | 104.2 |
| 01  | WAREN UND DIENSTLEISTUNGEN DES LAUFENDEN LANDWIRTSCHAFTLICHEN VERBRAUCHS  | GOODS AND SERVICES CURRENTLY CONSUMED IN AGRICULTURE                 | 99.7   | 99.8  | 99.9  | 100.2 | 100.7 | 101.0 | 101.3 | 101.7 | 101.7 | 101.5 | 101.7 | 101.8 | 102.0 |
|     |   |  |        |       |       |       |       |       |       |       |       |       |       |       |       |
| 1   | Saat- und Pflanzgut   | Seeds  | 83.5   | 84.2  | 84.5  | 85.0  | 86.3  | 85.6  | 84.8  | 85.5  | 85.5  | 85.4  | 88.5  | 88.4  | 87.9  |
| 2   | Nutz- und Zuchtvieh   | Animals for rearing and production                                   | 100.2  | 99.4  | 103.4 | 108.4 | 111.2 | 112.4 | 109.8 | 110.9 | 109.5 | 104.4 | 97.1  | 94.3  | 93.4  |
| 3   | Energie und Schmierstoffe   | Energy, lubricants   | 91.4   | 91.8  | 92.1  | 92.4  | 92.4  | 92.4  | 91.9  | 91.6  | 91.5  | 91.0  | 90.0  | 90.4  | 91.6  |
| 31  | Heizstoffe  | Fuels for heating  | 86.7   | 86.6  | 87.6  | 88.6  | 89.2  | 89.2  | 88.5  | 88.0  | 87.7  | 87.3  | 85.2  | 84.8  | 86.5  |
| 32  | Treibstoffe   | Motor fuels  | 85.8   | 86.5  | 86.8  | 86.9  | 87.0  | 87.0  | 86.2  | 85.8  | 85.8  | 84.9  | 83.6  | 84.1  | 85.8  |
| 33  | Elektrischer Strom  | Electricity  | 107.2  | 107.2 | 107.2 | 107.2 | 107.2 | 107.2 | 107.2 | 107.2 | 107.2 | 107.2 | 107.2 | 109.2 | 109.2 |
| 34  | Schmierstoffe   | Lubricants   | 100.0  | 100.0 | 100.0 | 100.0 | 99.3  | 99.3  | 99.3  | 99.3  | 99.3  | 99.3  | 99.3  | 99.3  | 99.3  |
| 4   | Dünge- und Bodenverbesserungsmittel                                       | Fertilizers, soil improvers  | 93.2   | 93.9  | 94.6  | 95.7  | 97.6  | 98.8  | 99.9  | 100.7 | 101.0 | 100.6 | 100.0 | 99.8  | 100.2 |
| 41  | Einnährstoffdünger  | Straight fertilizers   | 90.4   | 91.1  | 91.9  | 93.4  | 96.2  | 97.9  | 99.5  | 100.6 | 101.1 | 100.7 | 100.1 | 99.8  | 100.4 |
| 411 | Stickstoffdünger  | Nitrogenous fertilizers  | 86.8   | 87.6  | 88.4  | 90.3  | 93.9  | 96.0  | 98.0  | 99.4  | 100.1 | 99.9  | 99.4  | 99.1  | 99.8  |
| 412 | Phosphatdünger  | Phosphatic fertilizers   | 102.2  | 102.6 | 103.0 | 103.5 | 104.0 | 104.5 | 105.1 | 105.0 | 104.9 | 104.7 | 104.5 | 104.7 | 105.2 |
| 413 | Kalidünger  | Potassic fertilizers   | 102.6  | 103.1 | 103.9 | 104.1 | 103.6 | 103.9 | 104.2 | 104.2 | 104.2 | 102.4 | 100.4 | 99.8  | 99.8  |
| 42  | Mehrnährstoffdünger   | Compound fertilizers   | 94.7   | 95.3  | 96.0  | 96.8  | 98.2  | 99.0  | 99.8  | 100.4 | 100.6 | 100.3 | 99.6  | 99.6  | 99.7  |
| 421 | NP-Dünger   | NP fertilizers   | 95.8   | 97.5  | 98.4  | 99.4  | 101.2 | 102.4 | 103.1 | 103.5 | 103.7 | 103.8 | 103.0 | 102.8 | 102.8 |
| 422 | PK-Dünger   | PK fertilizers   | 98.1   | 98.6  | 99.4  | 100.1 | 100.8 | 101.4 | 102.1 | 102.5 | 102.6 | 102.0 | 100.6 | 100.6 | 100.9 |
| 423 | NPK-Dünger  | NPK fertilizers  | 92.6   | 93.1  | 93.7  | 94.4  | 96.2  | 97.0  | 97.9  | 98.6  | 98.9  | 98.7  | 98.5  | 98.4  | 98.5  |
| 43  | Sonstige Dünge- und Bodenverbesserungsmittel                              | Other fertilizers, soil improvers                                    | 105.2  | 105.9 | 105.9 | 106.1 | 104.7 | 105.1 | 105.1 | 105.0 | 103.3 | 102.8 | 102.6 | 103.5 | 104.0 |
| 5   | Pflanzenschutzmittel  | Plant protection products  | 105.5  | 105.4 | 105.0 | 104.8 | 103.3 | 103.5 | 104.0 | 104.9 | 105.3 | 105.6 | 105.7 | 105.6 | 105.8 |
| 51  | Fungizide   | Fungicides   | 111.7  | 111.6 | 111.1 | 111.1 | 109.6 | 109.6 | 110.3 | 111.2 | 111.7 | 112.0 | 112.2 | 112.1 | 112.2 |
| 52  | Insektizide   | Insecticides   | 105.9  | 105.7 | 105.1 | 104.8 | 103.2 | 103.4 | 103.8 | 104.8 | 105.3 | 105.5 | 105.6 | 105.5 | 105.6 |
| 53  | Herbizide   | Herbicides   | 101.6  | 101.5 | 101.2 | 101.1 | 100.1 | 100.4 | 100.8 | 101.7 | 101.9 | 102.2 | 102.2 | 102.1 | 102.4 |
| 54  | Sonstige  | Other  | 95.0   | 95.0  | 95.0  | 94.4  | 90.1  | 90.5  | 91.2  | 92.1  | 92.5  | 93.0  | 93.3  | 93.3  | 93.7  |
| 6   | Futtermittel  | Animal feedingstuffs   | 95.5   | 95.1  | 94.8  | 94.8  | 94.7  | 95.0  | 95.3  | 95.3  | 95.0  | 94.7  | 94.5  | 94.5  | 94.4  |
| 61  | Einzel Futtermittel   | Straight feedingstuffs   | 95.0   | 94.0  | 93.1  | 92.7  | 93.0  | 92.7  | 93.3  | 92.3  | 91.0  | 89.6  | 89.3  | 90.5  | 91.0  |
| 611 | Getreide und Mühlennachprodukte   | Cereals and milling by-products                                      | 79.9   | 81.3  | 82.9  | 85.7  | 87.3  | 82.5  | 86.1  | 85.9  | 88.1  | 80.4  | 82.9  | 90.7  | 89.6  |
| 612 | Ölkuchen bzw. -schrot   | Oil-cakes  | 95.5   | 93.8  | 92.5  | 91.9  | 91.7  | 91.5  | 91.4  | 91.2  | 88.8  | 88.1  | 87.4  | 87.5  | 88.2  |
| 613 | Futtermittel tierischer Herkunft  | Products of animal origin  | 117.0  | 119.6 | 117.6 | 114.0 | 116.5 | 123.9 | 125.7 | 115.8 | 118.8 | 121.2 | 120.6 | 120.3 | 122.5 |
| 614 | Sonstige Einzel Futtermittel  | Other  | -      | -     | -     | -     | -     | -     | -     | -     | -     | -     | -     | -     | -     |
| 62  | Mischfuttermittel   | Compound feedingstuffs   | 95.6   | 95.3  | 95.1  | 95.1  | 95.0  | 95.3  | 95.5  | 95.7  | 95.6  | 95.5  | 95.3  | 95.0  | 94.9  |
| 621 | für Kälber  | for calves   | 103.9  | 104.0 | 105.1 | 105.2 | 104.9 | 105.6 | 107.1 | 108.1 | 108.0 | 107.7 | 107.6 | 107.7 | 107.4 |
| 622 | für Rinder (ohne Kälber)  | for cattle (excluding calves)  | 94.4   | 94.2  | 93.8  | 93.7  | 93.8  | 93.9  | 93.8  | 93.7  | 93.2  | 93.2  | 92.9  | 92.4  | 92.3  |
| 623 | für Schweine  | for pigs   | 91.7   | 91.1  | 90.5  | 90.4  | 90.6  | 90.7  | 90.6  | 90.6  | 90.4  | 90.4  | 90.1  | 89.3  | 89.0  |
| 624 | für Geflügel  | for poultry  | 93.7   | 93.2  | 92.6  | 92.6  | 92.4  | 92.8  | 92.7  | 92.7  | 92.7  | 92.7  | 92.5  | 92.5  | 92.5  |
| 625 | Sonstige  | Other  | 96.1   | 96.0  | 96.1  | 96.0  | 95.8  | 96.0  | 96.1  | 96.1  | 96.0  | 96.1  | 95.9  | 95.5  | 95.4  |
| 7   | Material und Kleinwerkzeug  | Material and small tools   | 106.1  | 106.1 | 106.1 | 106.9 | 106.9 | 106.9 | 106.9 | 106.9 | 106.9 | 106.9 | 107.6 | 107.6 | 107.3 |
| 8   | Instandhaltung und Reparatur von Maschinen                                | Maintenance and repair of plant                                      | 125.7  | 126.0 | 126.1 | 126.5 | 128.5 | 129.2 | 129.6 | 129.7 | 129.8 | 129.9 | 130.7 | 132.7 | 133.5 |
| 9   | Instandhaltung und Reparatur von Wirtschaftsgebäuden und sonstigen Bauten | Maintenance and repair of agricultural buildings and other buildings | 116.2  | 116.2 | 116.2 | 116.0 | 116.2 | 116.2 | 117.0 | 117.1 | 117.1 | 117.1 | 117.5 | 117.6 | 117.5 |
| 10  | Veterinärleistungen   | Veterinary services  | 106.1  | 106.1 | 106.5 | 106.5 | 106.8 | 106.9 | 109.1 | 109.2 | 109.2 | 109.3 | 109.3 | 109.3 | 110.1 |
| 11  | Allgemeine Wirtschaftsausgaben  | General expenses   | 122.0  | 122.1 | 122.3 | 122.7 | 123.1 | 123.9 | 124.2 | 124.9 | 125.2 | 125.3 | 125.8 | 126.4 | 126.4 |



## NOMINALE PREISINDIZES / NOMINAL PRICE INDICES / INDICES DES PRIX NOMINAUX

1990 = 100 (ohne MwSt / excluding VAT / TVA exclue)

## FRANCE

|      |   |  | 1994<br>sep | oct   | nov   | dec   | 1995<br>jan | feb   | mar   | apr   | mai   | jun   | jul   | aug   | sep   |
|------|---|--|-------------|-------|-------|-------|-------------|-------|-------|-------|-------|-------|-------|-------|-------|
| 02   | WAREN UND DIENSTLEISTUNGEN<br>LANDWIRTSCHAFTLICHER<br>INVESTITIONEN | GOODS AND SERVICES<br>CONTRIBUTING TO AGRICULTURAL<br>INVESTMENT | 111.1       | 111.2 | 111.2 | 111.2 | 111.7       | 111.8 | 112.6 | 112.7 | 112.7 | 113.0 | 113.1 | 113.1 | 113.8 |
| 12   | Maschinen und andere Ausrüstungsgüter                               | Machinery and other equipment                                    | 111.9       | 111.9 | 111.9 | 112.4 | 112.4       | 112.4 | 113.6 | 113.6 | 113.6 | 114.3 | 114.5 | 114.5 | 115.5 |
| 121  | Einachsschlepper und andere einachsige<br>Motorgeräte               | Rotovator and other 2-wheel equipment                            | 114.7       | 114.7 | 114.7 | 116.0 | 116.0       | 116.0 | 117.8 | 117.8 | 117.8 | 118.5 | 118.5 | 118.5 | 118.9 |
| 122  | Maschinen und Geräte für Kulturen                                   | Machinery and plant for cultivating                              | 112.1       | 112.1 | 112.1 | 112.6 | 112.6       | 112.6 | 113.6 | 113.6 | 113.6 | 114.4 | 114.4 | 114.4 | 115.9 |
| 123  | Maschinen und Geräte für die Ernte                                  | Machinery and plant for harvesting                               | 110.7       | 110.7 | 110.7 | 112.0 | 112.0       | 112.0 | 112.4 | 112.4 | 112.4 | 113.3 | 113.3 | 113.3 | 115.7 |
| 124  | Maschinen und Einrichtungen   | Farm machinery and installations                                 | 104.3       | 104.3 | 104.3 | 105.1 | 105.1       | 105.9 | 105.9 | 105.9 | 105.9 | 106.5 | 106.5 | 106.5 | 108.0 |
| 1241 | für die pflanzliche Erzeugung                                       | for crop production  | 101.5       | 101.5 | 101.5 | 102.5 | 102.5       | 102.5 | 102.9 | 102.9 | 102.9 | 103.7 | 103.7 | 103.7 | 105.7 |
| 1242 | für die tierische Erzeugung   | for animal production  | 113.4       | 113.4 | 113.4 | 113.6 | 113.6       | 113.6 | 115.5 | 115.5 | 115.5 | 115.5 | 115.5 | 115.5 | 115.3 |
| 1243 | Sonstige  | Other  | -           | -     | -     | -     | -           | -     | -     | -     | -     | -     | -     | -     | -     |
| 125  | Ackerschlepper  | Tractors   | 116.6       | 116.6 | 116.6 | 116.6 | 116.6       | 116.6 | 118.7 | 118.7 | 118.7 | 119.5 | 119.5 | 119.5 | 119.5 |
| 126  | Sonstige Fahrzeuge  | Other vehicles   | 119.5       | 119.5 | 119.5 | 119.5 | 119.5       | 119.5 | 119.9 | 119.9 | 119.9 | 120.4 | 122.6 | 122.6 | 122.6 |
| 13   | Bauten  | Buildings  | 109.3       | 109.5 | 109.6 | 108.5 | 110.2       | 110.5 | 110.5 | 110.6 | 110.6 | 110.0 | 109.9 | 109.9 | 109.9 |
| 131  | Wirtschaftsgebäude  | Farm buildings   | 109.2       | 109.3 | 109.3 | 107.9 | 109.8       | 109.9 | 109.8 | 109.9 | 109.9 | 109.2 | 109.2 | 109.2 | 109.2 |
| 132  | Tiefbau- und<br>Bodenverbesserungsarbeiten                          | Engineering and soil improvement<br>operations                   | 109.8       | 110.5 | 110.6 | 110.6 | 111.8       | 112.9 | 113.1 | 113.3 | 113.3 | 112.9 | 112.6 | 112.6 | 112.6 |

## NOMINALE PREISINDIZES / NOMINAL PRICE INDICES / INDICES DES PRIX NOMINAUX

1990 = 100 (ohne MwSt / excluding VAT / TVA exclue)

|     |   |  | IRELAND   |       |       |       |       |       |       |       |       |       |       |       |       |       |
|-----|---|--|---|-------|-------|-------|-------|-------|-------|-------|-------|-------|-------|-------|-------|-------|
|     |   |  | 1994  |       |       |       | 1995  |       |       |       |       |       |       |       |       |       |
|     |   |  | sep   | oct   | nov   | dec   | jan   | feb   | mar   | apr   | mai   | jun   | jul   | aug   | sep   |       |
| 00  | INSGESAMT (01 + 02)   | TOTAL (01 + 02)  | TOTAL (01 + 02)   | 103.6 | 103.2 | 103.4 | 103.7 | 104.9 | 105.4 | 105.6 | 105.8 | 106.1 | 106.1 | 106.1 | 106.0 | 106.3 |
| 01  | WAREN UND DIENSTLEISTUNGEN DES LAUFENDEN LANDWIRTSCHAFTLICHEN VERBRAUCHS  | GOODS AND SERVICES CURRENTLY CONSUMED IN AGRICULTURE                 | BIENS ET SERVICES DE CONSOMMATION COURANTE DE L'AGRICULTURE             | 100.9 | 100.4 | 100.5 | 101.0 | 101.8 | 102.2 | 102.3 | 102.5 | 102.9 | 102.9 | 102.8 | 102.7 | 103.1 |
| 1   | Saat- und Pflanzgut   | Seeds  | Semences et plants  | 115.9 | 115.4 | 115.4 | 115.4 | 130.1 | 130.1 | 130.1 | 130.1 | 130.1 | 130.1 | 130.1 | 130.1 | 130.1 |
| 2   | Nutz- und Zuchtvieh   | Animals for rearing and production                                   | Animaux d'élevage et de rente   | 92.4  | 88.2  | 94.3  | 97.2  | 106.2 | 102.5 | 94.1  | 100.9 | 100.4 | 89.9  | 86.3  | 86.3  | 92.8  |
| 3   | Energie und Schmierstoffe   | Energy, lubricants   | Energie et lubrifiants  | 97.4  | 95.9  | 95.8  | 95.9  | 94.9  | 94.9  | 95.5  | 95.8  | 97.3  | 98.5  | 97.4  | 96.5  | 97.8  |
| 31  | Heizstoffe  | Fuels for heating  | Combustibles  | 110.9 | 105.8 | 110.3 | 114.1 | 114.9 | 116.6 | 117.3 | 115.4 | 115.8 | 118.2 | 112.6 | 110.0 | 110.8 |
| 32  | Treibstoffe   | Motor fuels  | Carburants  | 95.8  | 93.8  | 93.6  | 93.6  | 92.3  | 92.3  | 93.1  | 93.5  | 95.5  | 97.1  | 95.7  | 94.5  | 96.2  |
| 33  | Elektrischer Strom  | Electricity  | Electricité   | 99.0  | 99.0  | 99.0  | 99.0  | 99.0  | 99.0  | 99.0  | 99.0  | 99.0  | 99.0  | 99.0  | 99.0  | 99.0  |
| 34  | Schmierstoffe   | Lubricants   | Lubrifiants   | 116.5 | 116.5 | 116.5 | 116.5 | 116.5 | 116.5 | 116.5 | 116.5 | 116.5 | 116.5 | 116.5 | 116.5 | 116.5 |
| 4   | Dünge- und Bodenverbesserungsmittel                                       | Fertilizers, soil improvers  | Engrais et amendements  | 93.5  | 94.0  | 95.1  | 97.4  | 98.8  | 99.9  | 99.2  | 99.7  | 99.7  | 99.7  | 99.7  | 99.7  | 100.4 |
| 41  | Einnährstoffdünger  | Straight fertilizers   | Engrais simples   | 93.1  | 93.8  | 96.1  | 99.7  | 102.5 | 104.5 | 103.7 | 104.3 | 104.4 | 104.3 | 104.3 | 104.3 | 104.6 |
| 411 | Stickstoffdünger  | Nitrogenous fertilizers  | Engrais azotés  | 92.9  | 93.6  | 95.9  | 99.6  | 102.5 | 104.5 | 103.7 | 104.3 | 104.4 | 104.3 | 104.3 | 104.3 | 104.7 |
| 412 | Phosphatdünger  | Phosphatic fertilizers   | Engrais phosphatés  | 99.9  | 99.4  | 99.7  | 100.4 | 101.1 | 101.6 | 101.6 | 101.6 | 101.7 | 101.7 | 101.7 | 101.7 | 101.7 |
| 413 | Kalidünger  | Potassic fertilizers   | Engrais potassiques   | 104.7 | 104.7 | 105.2 | 106.6 | 107.8 | 107.8 | 107.8 | 107.8 | 108.3 | 108.3 | 108.3 | 108.3 | 108.3 |
| 42  | Mehrnährstoffdünger   | Compound fertilizers   | Engrais composés  | 93.2  | 93.6  | 94.2  | 96.1  | 96.9  | 97.6  | 96.9  | 97.4  | 97.4  | 97.4  | 97.4  | 97.4  | 98.3  |
| 421 | NP-Dünger   | NP fertilizers   | Engrais NP  | -     | -     | -     | -     | -     | -     | -     | -     | -     | -     | -     | -     | -     |
| 422 | PK-Dünger   | PK fertilizers   | Engrais PK  | 91.5  | 92.1  | 93.6  | 94.5  | 96.2  | 96.4  | 95.4  | 96.7  | 96.8  | 96.8  | 96.8  | 96.8  | 98.3  |
| 423 | NPK-Dünger  | NPK fertilizers  | Engrais NPK   | 93.5  | 93.9  | 94.3  | 96.4  | 97.0  | 97.9  | 97.2  | 97.5  | 97.5  | 97.5  | 97.5  | 97.5  | 98.3  |
| 43  | Sonstige Dünge- und Bodenverbesserungsmittel                              | Other fertilizers, soil improvers                                    | Autres engrais et amendements   | 104.0 | 104.0 | 104.0 | 104.0 | 104.0 | 104.0 | 104.0 | 104.0 | 104.0 | 104.0 | 104.0 | 104.0 | 104.0 |
| 5   | Pflanzenschutzmittel  | Plant protection products  | Produits de protection des cultures                                     | 113.7 | 112.1 | 112.1 | 112.2 | 112.2 | 112.2 | 112.3 | 113.1 | 113.8 | 113.2 | 113.2 | 113.1 | 113.0 |
| 51  | Fungizide   | Fungicides   | Fongicides  | 118.7 | 118.7 | 118.7 | 118.7 | 118.7 | 118.7 | 118.7 | 119.2 | 119.0 | 118.5 | 118.5 | 118.2 | 118.0 |
| 52  | Insektizide   | Insecticides   | Insecticides  | 115.1 | 115.1 | 115.1 | 115.1 | 115.1 | 115.1 | 115.1 | 116.0 | 118.9 | 118.7 | 118.7 | 118.7 | 118.7 |
| 53  | Herbizide   | Herbicides   | Herbicides  | 110.9 | 111.1 | 111.2 | 111.3 | 111.3 | 111.3 | 111.6 | 112.7 | 113.8 | 112.9 | 112.9 | 112.8 | 112.8 |
| 54  | Sonstige  | Other  | Autres  | 112.0 | 102.6 | 102.6 | 102.6 | 102.7 | 102.7 | 102.7 | 102.9 | 103.5 | 103.4 | 103.4 | 103.6 | 103.6 |
| 6   | Futtermittel  | Animal feedingstuffs   | Aliments des animaux  | 98.0  | 96.9  | 96.6  | 96.5  | 96.6  | 96.9  | 96.9  | 96.9  | 97.0  | 96.7  | 96.8  | 96.8  | 96.9  |
| 61  | Einzel Futtermittel   | Straight feedingstuffs   | Aliments simples  | 100.9 | 98.7  | 99.3  | 99.6  | 99.7  | 100.5 | 100.8 | 100.8 | 100.9 | 101.1 | 101.5 | 102.1 | 102.3 |
| 611 | Getreide und Mühlennachprodukte   | Cereals and milling by-products                                      | Céréales et sous-produits de meunerie                                   | 97.1  | 97.2  | 99.0  | 99.0  | 99.0  | 100.4 | 100.6 | 100.7 | 100.7 | 101.1 | 101.1 | 102.7 | 102.4 |
| 612 | Ölkuchen bzw. -schrot   | Oil-cakes  | Tourteaux   | 101.7 | 98.7  | 97.7  | 98.2  | 98.6  | 96.4  | 96.4  | 96.2  | 96.5  | 96.5  | 96.5  | 99.0  | 99.0  |
| 613 | Futtermittel tierischer Herkunft  | Products of animal origin  | Produits d'origine animale  | 101.5 | 101.5 | 101.6 | 101.6 | 101.6 | 101.6 | 102.3 | 102.3 | 102.5 | 102.8 | 102.8 | 103.5 | 105.4 |
| 614 | Sonstige Einzel Futtermittel  | Other  | Autres  | 105.4 | 98.9  | 98.5  | 99.4  | 99.6  | 100.9 | 100.9 | 100.9 | 100.9 | 100.9 | 100.9 | 100.9 | 100.9 |
| 62  | Mischfuttermittel   | Compound feedingstuffs   | Aliments composés   | 97.7  | 96.7  | 96.3  | 96.2  | 96.2  | 96.4  | 96.5  | 96.5  | 96.5  | 96.2  | 96.2  | 96.2  | 96.3  |
| 621 | für Kälber  | for calves   | pour veaux  | 96.5  | 95.7  | 94.4  | 94.9  | 94.9  | 95.0  | 95.1  | 94.9  | 94.9  | 94.7  | 94.7  | 94.7  | 94.8  |
| 622 | für Rinder (ohne Kälber)  | for cattle (excluding calves)  | pour bovins (autres que veaux)  | 98.8  | 98.3  | 97.8  | 97.6  | 97.5  | 97.8  | 97.9  | 97.9  | 98.0  | 97.9  | 97.8  | 97.8  | 97.9  |
| 623 | für Schweine  | for pigs   | pour porcs  | 98.1  | 96.1  | 95.8  | 95.8  | 95.6  | 95.8  | 95.9  | 96.0  | 96.0  | 96.0  | 96.0  | 96.0  | 96.0  |
| 624 | für Geflügel  | for poultry  | pour volailles  | 95.4  | 94.3  | 94.2  | 94.0  | 94.5  | 94.6  | 94.4  | 94.4  | 94.5  | 93.2  | 93.7  | 93.6  | 93.8  |
| 625 | Sonstige  | Other  | Autres  | -     | -     | -     | -     | -     | -     | -     | -     | -     | -     | -     | -     | -     |
| 7   | Material und Kleinwerkzeug  | Material and small tools   | Matériel et petit outillage   | 108.7 | 109.0 | 109.7 | 109.7 | 111.1 | 111.8 | 111.8 | 112.7 | 114.6 | 115.0 | 115.0 | 115.0 | 115.0 |
| 8   | Instandhaltung und Reparatur von Maschinen                                | Maintenance and repair of plant                                      | Entretien et réparation du matériel                                     | 112.5 | 112.5 | 112.7 | 112.7 | 112.7 | 113.7 | 113.7 | 113.7 | 114.7 | 114.7 | 114.7 | 115.2 | 115.2 |
| 9   | Instandhaltung und Reparatur von Wirtschaftsgebäuden und sonstigen Bauten | Maintenance and repair of agricultural buildings and other buildings | Entretien et réparation des bâtiments d'exploitation et autres ouvrages | 119.9 | 119.9 | 120.4 | 120.4 | 120.4 | 121.4 | 121.5 | 121.5 | 122.6 | 122.6 | 122.6 | 122.7 | 122.7 |
| 10  | Veterinärleistungen   | Veterinary services  | Services vétérinaires   | 112.4 | 112.8 | 112.6 | 112.4 | 113.0 | 113.2 | 114.8 | 115.4 | 115.4 | 115.7 | 116.1 | 116.1 | 116.2 |
| 11  | Allgemeine Wirtschaftsausgaben  | General expenses   | Frais généraux  | 104.1 | 104.1 | 104.2 | 104.2 | 104.5 | 104.5 | 104.5 | 104.5 | 103.2 | 103.2 | 103.2 | 102.5 | 102.5 |

## NOMINALE PREISINDIZES / NOMINAL PRICE INDICES / INDICES DES PRIX NOMINAUX

1990 = 100 (ohne MwSt / excluding VAT / TVA exclue)

|      |   |  | IRELAND |       |       |       |       |       |       |       |       |       |       |       |       |  |
|------|---|--|---------|-------|-------|-------|-------|-------|-------|-------|-------|-------|-------|-------|-------|--|
|      |   |  | 1994    |       |       |       |       | 1995  |       |       |       |       |       |       |       |  |
|      |   |  | sep     | oct   | nov   | dec   | jan   | feb   | mar   | apr   | mai   | jun   | jul   | aug   | sep   |  |
| 02   | WAREN UND DIENSTLEISTUNGEN<br>LANDWIRTSCHAFTLICHER<br>INVESTITIONEN | GOODS AND SERVICES<br>CONTRIBUTING TO AGRICULTURAL<br>INVESTMENT | 113.1   | 113.2 | 113.7 | 113.5 | 116.0 | 116.5 | 117.3 | 117.4 | 117.4 | 117.4 | 117.5 | 117.6 | 117.7 |  |
| 12   | Maschinen und andere Ausrüstungsgüter                               | Machinery and other equipment                                    | 109.7   | 109.9 | 110.2 | 110.3 | 112.0 | 112.3 | 113.0 | 113.1 | 113.2 | 113.2 | 113.4 | 113.5 | 113.8 |  |
| 121  | Einachsenschlepper und andere einachsige<br>Motorgeräte             | Rotovator and other 2-wheel equipment                            | -       | -     | -     | -     | -     | -     | -     | -     | -     | -     | -     | -     | -     |  |
| 122  | Maschinen und Geräte für Kulturen                                   | Machinery and plant for cultivating                              | 115.1   | 115.1 | 115.1 | 115.1 | 115.8 | 116.5 | 116.5 | 116.5 | 116.5 | 116.5 | 116.5 | 120.1 | 120.4 |  |
| 123  | Maschinen und Geräte für die Ernte                                  | Machinery and plant for harvesting                               | 118.0   | 118.0 | 118.0 | 118.0 | 119.1 | 119.1 | 119.1 | 119.1 | 119.1 | 119.1 | 120.9 | 120.9 | 120.9 |  |
| 124  | Maschinen und Einrichtungen   | Farm machinery and installations                                 | :       | :     | :     | :     | :     | :     | :     | :     | :     | :     | :     | :     | :     |  |
| 1241 | für die pflanzliche Erzeugung                                       | for crop production  | -       | -     | -     | -     | -     | -     | -     | -     | -     | -     | -     | -     | -     |  |
| 1242 | für die tierische Erzeugung   | for animal production  | :       | :     | :     | :     | :     | :     | :     | :     | :     | :     | :     | :     | :     |  |
| 1243 | Sonstige  | Other  | -       | -     | -     | -     | -     | -     | -     | -     | -     | -     | -     | -     | -     |  |
| 125  | Ackerschlepper  | Tractors   | 107.2   | 107.2 | 107.2 | 107.2 | 111.7 | 111.7 | 113.6 | 113.6 | 113.6 | 113.6 | 113.6 | 113.6 |       |  |
| 126  | Sonstige Fahrzeuge  | Other vehicles   | 108.5   | 108.6 | 108.6 | 108.9 | 109.5 | 110.0 | 110.1 | 110.3 | 110.5 | 110.6 | 110.7 | 110.7 |       |  |
| 13   | Bauten  | Buildings  | 116.8   | 117.0 | 117.6 | 117.1 | 120.5 | 121.2 | 122.1 | 122.2 | 122.1 | 122.1 | 122.1 | 122.2 | 122.0 |  |
| 131  | Wirtschaftsgebäude  | Farm buildings   | 117.6   | 117.8 | 118.4 | 117.8 | 121.4 | 122.1 | 123.1 | 123.2 | 123.1 | 123.1 | 123.1 | 123.2 | 123.0 |  |
| 132  | Tiefbau- und<br>Bodenverbesserungsarbeiten                          | Engineering and soil improvement<br>operations                   | 106.2   | 106.3 | 106.6 | 107.5 | 108.6 | 108.6 | 109.3 | 109.4 | 109.2 | 109.2 | 109.3 | 109.4 | 109.2 |  |

## NOMINALE PREISINDIZES / NOMINAL PRICE INDICES / INDICES DES PRIX NOMINAUX

1990 = 100 (ohne MwSt / excluding VAT / TVA exclue)

|     |   |  |   | ITALIA |       |       |       |       |       |       |       |       |       |       |       |       |
|-----|---|--|---|--------|-------|-------|-------|-------|-------|-------|-------|-------|-------|-------|-------|-------|
|     |   |  |   | 1994   | 1994  | 1994  | 1994  | 1995  | 1995  | 1995  | 1995  | 1995  | 1995  | 1995  | 1995  |       |
|     |   |  |   | sep    | oct   | nov   | dec   | jan   | feb   | mar   | apr   | mai   | jun   | jul   | aug   | sep   |
| 00  | INSGESAMT (01 + 02)   | TOTAL (01 + 02)  | TOTAL (01 + 02)   | 117.7  | 118.0 | 118.1 | 118.9 | 120.2 | 121.3 | 123.1 | 125.3 | 126.4 | 127.1 | 127.5 | 128.0 | 128.0 |
| 01  | WAREN UND DIENSTLEISTUNGEN DES LAUFENDEN LANDWIRTSCHAFTLICHEN VERBRAUCHS  | GOODS AND SERVICES CURRENTLY CONSUMED IN AGRICULTURE                 | BIENS ET SERVICES DE CONSOMMATION COURANTE DE L'AGRICULTURE             | 112.9  | 113.2 | 113.9 | 114.9 | 116.4 | 117.9 | 120.8 | 124.5 | 126.0 | 126.5 | 127.1 | 127.5 | 127.0 |
| 1   | Saat- und Pflanzgut   | Seeds  | Semences et plants  | 116.0  | 115.9 | 116.6 | 117.9 | 119.6 | 118.1 | 121.3 | 125.3 | 126.7 | 127.0 | 127.4 | 127.3 | 126.9 |
| 2   | Nutz- und Zuchtvieh   | Animals for rearing and production                                   | Animaux d'élevage et de rente   | 120.5  | 121.8 | 121.1 | 120.1 | 121.9 | 124.9 | 129.0 | 132.1 | 133.5 | 135.4 | 132.2 | 129.9 | 129.0 |
| 3   | Energie und Schmierstoffe   | Energy, lubricants   | Energie et lubrifiants  | 124.8  | 126.6 | 127.2 | 128.0 | 131.4 | 136.9 | 145.7 | 147.9 | 148.6 | 148.6 | 148.9 | 147.2 | 148.7 |
| 31  | Heizstoffe  | Fuels for heating  | Combustibles  | 123.8  | 124.2 | 124.5 | 124.9 | 126.0 | 129.0 | 135.6 | 136.7 | 136.2 | 136.0 | 136.1 | 134.9 | 138.0 |
| 32  | Treibstoffe   | Motor fuels  | Carburants  | 131.3  | 134.1 | 134.8 | 136.1 | 142.3 | 152.0 | 164.8 | 166.0 | 166.4 | 166.4 | 166.2 | 163.3 | 165.2 |
| 33  | Elektrischer Strom  | Electricity  | Electricité   | 125.2  | 125.2 | 126.1 | 126.1 | 126.1 | 126.1 | 126.1 | 126.1 | 128.8 | 128.8 | 128.8 | 128.8 | 128.8 |
| 34  | Schmierstoffe   | Lubricants   | Lubrifiants   | 104.6  | 105.9 | 105.9 | 105.9 | 105.9 | 105.9 | 114.1 | 122.7 | 122.2 | 122.2 | 124.2 | 124.2 | 126.1 |
| 4   | Dünge- und Bodenverbesserungsmittel                                       | Fertilizers, soil improvers  | Engrais et amendements  | 114.1  | 115.0 | 116.4 | 121.1 | 125.5 | 128.8 | 131.3 | 136.8 | 137.7 | 137.5 | 137.7 | 137.4 | 137.6 |
| 41  | Einnährstoffdünger  | Straight fertilizers   | Engrais simples   | 115.1  | 117.0 | 119.4 | 125.9 | 132.9 | 136.3 | 139.7 | 146.6 | 147.6 | 146.9 | 146.9 | 146.4 | 146.5 |
| 411 | Stickstoffdünger  | Nitrogenous fertilizers  | Engrais azotés  | 117.4  | 119.9 | 123.1 | 132.1 | 141.8 | 145.9 | 150.3 | 158.6 | 159.8 | 158.8 | 158.9 | 157.9 | 158.1 |
| 412 | Phosphatdünger  | Phosphatic fertilizers   | Engrais phosphatés  | 108.3  | 108.6 | 109.3 | 111.5 | 114.4 | 116.6 | 118.3 | 123.9 | 124.5 | 124.6 | 124.0 | 123.9 | 123.9 |
| 413 | Kalidünger  | Potassic fertilizers   | Engrais potassiques   | 116.5  | 118.8 | 120.5 | 121.5 | 122.6 | 123.8 | 125.7 | 126.8 | 127.4 | 127.4 | 128.0 | 129.3 | 129.6 |
| 42  | Mehrnährstoffdünger   | Compound fertilizers   | Engrais composés  | 113.2  | 113.1 | 113.8 | 117.1 | 119.4 | 122.5 | 124.5 | 129.1 | 130.1 | 130.2 | 130.5 | 130.3 | 129.6 |
| 421 | NP-Dünger   | NP fertilizers   | Engrais NP  | 122.0  | 120.9 | 121.9 | 126.2 | 128.4 | 133.3 | 135.7 | 140.1 | 140.5 | 140.5 | 141.2 | 141.2 | 139.7 |
| 422 | PK-Dünger   | PK fertilizers   | Engrais PK  | -      | -     | -     | -     | -     | -     | -     | -     | -     | -     | -     | -     | -     |
| 423 | NPK-Dünger  | NPK fertilizers  | Engrais NPK   | 108.0  | 108.6 | 109.1 | 111.7 | 114.2 | 116.2 | 117.9 | 122.7 | 124.0 | 124.1 | 124.2 | 123.9 | 125.2 |
| 43  | Sonstige Dünge- und Bodenverbesserungsmittel                              | Other fertilizers, soil improvers                                    | Autres engrais et amendements   | 120.7  | 121.1 | 121.1 | 124.6 | 125.0 | 125.3 | 130.4 | 130.3 | 130.3 | 131.3 | 131.3 | 131.3 | 133.6 |
| 5   | Pflanzenschutzmittel  | Plant protection products  | Produits de protection des cultures                                     | 124.1  | 124.4 | 124.5 | 124.8 | 126.3 | 126.3 | 126.3 | 127.9 | 129.6 | 129.9 | 129.7 | 129.7 | 129.8 |
| 51  | Fungizide   | Fungicides   | Fongicides  | 116.5  | 117.6 | 117.7 | 117.9 | 121.7 | 121.7 | 122.7 | 126.3 | 127.8 | 128.1 | 127.8 | 127.7 | 127.9 |
| 52  | Insektizide   | Insecticides   | Insecticides  | 122.4  | 122.2 | 122.2 | 122.5 | 124.1 | 124.1 | 123.8 | 125.2 | 125.5 | 125.6 | 125.6 | 125.5 | 125.5 |
| 53  | Herbizide   | Herbicides   | Herbicides  | 134.6  | 134.7 | 135.0 | 135.2 | 135.2 | 135.3 | 134.6 | 134.7 | 137.7 | 138.3 | 138.0 | 138.0 | 138.2 |
| 54  | Sonstige  | Other  | Autres  | 111.8  | 111.3 | 111.3 | 111.3 | 112.0 | 111.2 | 111.9 | 113.8 | 114.3 | 114.8 | 114.8 | 114.8 | 114.8 |
| 6   | Futtermittel  | Animal feedingstuffs   | Aliments des animaux  | 111.2  | 111.2 | 111.6 | 112.1 | 112.3 | 112.8 | 115.3 | 119.7 | 121.8 | 122.6 | 123.8 | 125.0 | 123.9 |
| 61  | Einzel Futtermittel   | Straight feedingstuffs   | Aliments simples  | 116.1  | 116.7 | 118.4 | 119.3 | 119.5 | 120.9 | 125.0 | 131.3 | 134.3 | 135.3 | 136.3 | 138.2 | 136.0 |
| 611 | Getreide und Mühlennachprodukte   | Cereals and milling by-products                                      | Céréales et sous-produits de meunerie                                   | 101.9  | 102.6 | 106.1 | 107.7 | 107.7 | 108.8 | 114.3 | 123.4 | 126.2 | 126.4 | 128.7 | 129.8 | 124.2 |
| 612 | Ökuchen bzw. -schrot  | Oil-cakes  | Tourteaux   | 107.3  | 107.3 | 107.9 | 108.2 | 108.7 | 107.6 | 108.7 | 109.6 | 112.8 | 114.1 | 112.7 | 115.7 | 116.0 |
| 613 | Futtermittel tierischer Herkunft  | Products of animal origin  | Produits d'origine animale  | 142.1  | 143.0 | 143.5 | 143.9 | 144.2 | 148.2 | 153.2 | 160.4 | 162.7 | 164.6 | 166.1 | 168.1 | 168.2 |
| 614 | Sonstige Einzel Futtermittel  | Other  | Autres  | 111.7  | 114.2 | 114.2 | 114.2 | 114.3 | 114.3 | 117.6 | 126.6 | 142.1 | 142.1 | 142.1 | 142.1 | 142.1 |
| 62  | Mischfuttermittel   | Compound feedingstuffs   | Aliments composés   | 108.9  | 108.6 | 108.4 | 108.6 | 108.9 | 108.9 | 110.7 | 114.2 | 115.8 | 116.6 | 117.9 | 118.7 | 118.1 |
| 621 | für Kälber  | for calves   | pour veaux  | 102.7  | 102.6 | 102.4 | 102.4 | 102.4 | 102.8 | 104.7 | 106.2 | 107.0 | 108.0 | 108.3 | 110.4 | 110.2 |
| 622 | für Rinder (ohne Kälber)  | for cattle (excluding calves)  | pour bovins (autres que veaux)  | 106.6  | 105.9 | 105.9 | 106.2 | 106.2 | 106.5 | 107.8 | 110.2 | 112.3 | 113.3 | 115.0 | 115.8 | 115.2 |
| 623 | für Schweine  | for pigs   | pour porcins  | 114.2  | 114.2 | 113.7 | 114.1 | 114.7 | 113.8 | 115.4 | 118.5 | 120.0 | 120.9 | 122.5 | 122.0 | 120.2 |
| 624 | für Geflügel  | for poultry  | pour volailles  | 109.3  | 109.0 | 109.0 | 109.0 | 109.2 | 109.8 | 112.2 | 117.9 | 119.3 | 119.8 | 120.6 | 122.7 | 122.7 |
| 625 | Sonstige  | Other  | Autres  | 104.9  | 104.2 | 104.0 | 104.4 | 104.6 | 104.3 | 106.2 | 108.2 | 109.4 | 110.0 | 110.0 | 110.0 | 110.0 |
| 7   | Material und Kleinwerkzeug  | Material and small tools   | Matériel et petit outillage   | 116.1  | 118.3 | 119.8 | 123.2 | 125.9 | 128.5 | 131.3 | 135.4 | 137.4 | 138.2 | 138.6 | 138.7 | 138.0 |
| 8   | Instandhaltung und Reparatur von Maschinen                                | Maintenance and repair of plant                                      | Entretien et réparation du matériel                                     | 116.9  | 116.9 | 118.0 | 118.0 | 118.0 | 120.6 | 120.6 | 120.6 | 123.3 | 123.3 | 123.3 | 125.1 | 125.1 |
| 9   | Instandhaltung und Reparatur von Wirtschaftsgebäuden und sonstigen Bauten | Maintenance and repair of agricultural buildings and other buildings | Entretien et réparation des bâtiments d'exploitation et autres ouvrages | 123.0  | 123.4 | 123.9 | 123.9 | 123.9 | 124.6 | 125.0 | 126.0 | 126.3 | 128.1 | 128.7 | 128.8 | 130.9 |
| 10  | Veterinärleistungen   | Veterinary services  | Services vétérinaires   | 112.9  | 112.9 | 112.9 | 112.9 | 119.5 | 119.5 | 119.5 | 119.5 | 119.5 | 119.5 | 119.5 | 119.5 | 119.5 |
| 11  | Allgemeine Wirtschaftsausgaben  | General expenses   | Frais généraux  | 92.8   | 92.8  | 95.0  | 95.0  | 95.4  | 99.7  | 102.7 | 104.8 | 105.4 | 104.6 | 103.9 | 103.7 | 102.8 |

## NOMINALE PREISINDIZES / NOMINAL PRICE INDICES / INDICES DES PRIX NOMINAUX

1990 = 100 (ohne MwSt / excluding VAT / TVA exclue)

|      |   |  |   | ITALIA |       |       |       |       |       |       |       |       |       |       |       |       |
|------|---|--|---|--------|-------|-------|-------|-------|-------|-------|-------|-------|-------|-------|-------|-------|
|      |   |  |   | 1994   | oct   | nov   | dec   | 1995  | feb   | mar   | apr   | mai   | jun   | jul   | aug   | sep   |
| 02   | WAREN UND DIENSTLEISTUNGEN<br>LANDWIRTSCHAFTLICHER<br>INVESTITIONEN | GOODS AND SERVICES<br>CONTRIBUTING TO AGRICULTURAL<br>INVESTMENT | BIENS ET SERVICES CONCOURANT<br>AUX INVESTISSEMENTS DE<br>L'AGRICULTURE | 122.6  | 122.9 | 122.4 | 122.9 | 124.2 | 124.9 | 125.5 | 126.1 | 126.9 | 127.8 | 128.0 | 128.5 | 129.1 |
| 12   | Maschinen und andere Ausrüstungsgüter                               | Machinery and other equipment                                    | Machines et autres biens d'équipement                                   | 123.6  | 124.2 | 124.4 | 125.2 | 127.4 | 128.1 | 128.8 | 129.9 | 130.3 | 132.0 | 132.6 | 133.4 | 134.7 |
| 121  | Einachsschlepper und andere einachsige<br>Motorgeräte               | Rotovator and other 2-wheel equipment                            | Motoculteurs et autre matériel à 2 roues                                | 119.5  | 119.8 | 119.8 | 121.6 | 125.2 | 126.2 | 126.3 | 126.7 | 130.9 | 132.0 | 133.0 | 134.4 | 134.4 |
| 122  | Maschinen und Geräte für Kulturen                                   | Machinery and plant for cultivating                              | Machines et matériel pour la culture                                    | 128.2  | 129.5 | 130.3 | 131.3 | 133.6 | 135.2 | 136.0 | 137.3 | 138.9 | 140.1 | 142.0 | 143.3 | 144.9 |
| 123  | Maschinen und Geräte für die Ernte                                  | Machinery and plant for harvesting                               | Machines et matériel pour la récolte                                    | 122.2  | 122.7 | 123.0 | 124.4 | 127.7 | 128.0 | 129.5 | 130.2 | 130.8 | 133.3 | 134.6 | 136.2 | 138.3 |
| 124  | Maschinen und Einrichtungen   | Farm machinery and installations                                 | Machines et installations agricoles                                     | 123.1  | 123.2 | 123.5 | 124.5 | 126.1 | 126.9 | 128.0 | 129.8 | 129.9 | 131.0 | 131.2 | 131.4 | 131.5 |
| 1241 | für die pflanzliche Erzeugung                                       | for crop production  | pour la production végétale   | 131.9  | 131.9 | 131.9 | 133.5 | 135.8 | 136.0 | 137.6 | 138.9 | 139.1 | 141.1 | 141.5 | 142.0 | 142.1 |
| 1242 | für die tierische Erzeugung   | for animal production  | pour la production animale  | 114.5  | 114.5 | 114.5 | 115.9 | 115.9 | 115.9 | 117.3 | 120.0 | 120.0 | 120.0 | 120.0 | 120.0 | 120.0 |
| 1243 | Sonstige  | Other  | Autres  | 116.5  | 116.8 | 117.6 | 117.6 | 119.3 | 121.7 | 121.8 | 123.5 | 123.5 | 124.1 | 124.1 | 124.2 | 124.4 |
| 125  | Ackertraktoren  | Tractors   | Tracteurs   | 122.3  | 122.9 | 123.1 | 123.6 | 126.0 | 126.1 | 126.6 | 127.4 | 127.5 | 129.6 | 130.0 | 130.6 | 131.9 |
| 126  | Sonstige Fahrzeuge  | Other vehicles   | Autres véhicules  | 132.4  | 134.1 | 134.1 | 134.1 | 134.4 | 138.0 | 139.7 | 140.4 | 140.4 | 140.4 | 141.1 | 143.8 | 147.1 |
| 13   | Bauten  | Buildings  | Ouvrages  | 121.8  | 121.9 | 120.7 | 121.0 | 121.6 | 122.2 | 122.7 | 123.0 | 123.9 | 124.2 | 124.2 | 124.3 | 124.4 |
| 131  | Wirtschaftsgebäude  | Farm buildings   | Bâtiments d'exploitation  | 121.5  | 121.6 | 120.4 | 120.7 | 121.4 | 121.7 | 122.4 | 122.8 | 123.5 | 123.9 | 123.8 | 123.9 | 124.0 |
| 132  | Tiefbau- und<br>Bodenverbesserungsarbeiten                          | Engineering and soil improvement<br>operations                   | Ouvrages de génie civil et amélioration<br>des terres                   | 122.6  | 122.6 | 121.7 | 122.0 | 122.1 | 123.6 | 123.6 | 123.6 | 125.2 | 125.2 | 125.2 | 125.6 | 125.6 |

## NOMINALE PREISINDIZES / NOMINAL PRICE INDICES / INDICES DES PRIX NOMINAUX

1990 = 100 (ohne MwSt / excluding VAT / TVA exclue)

|     |   |  | LUXEMBOURG  |       |       |       |       |       |       |       |       |       |       |       |       |       |
|-----|---|--|---|-------|-------|-------|-------|-------|-------|-------|-------|-------|-------|-------|-------|-------|
|     |   |  | 1994  | 1994  | 1994  | 1994  | 1995  | 1995  | 1995  | 1995  | 1995  | 1995  | 1995  | 1995  |       |       |
|     |   |  | sep   | oct   | nov   | dec   | jan   | feb   | mar   | apr   | mai   | jun   | jul   | aug   | sep   |       |
| 00  | INSGESAMT (01 + 02)   | TOTAL (01 + 02)  | TOTAL (01 + 02)   | 106.5 | 106.9 | 106.8 | 106.7 | 108.4 | 108.4 | 108.3 | 108.4 | 108.5 | 108.4 | 108.5 | 108.8 | 108.9 |
| 01  | WAREN UND DIENSTLEISTUNGEN DES LAUFENDEN LANDWIRTSCHAFTLICHEN VERBRAUCHS  | GOODS AND SERVICES CURRENTLY CONSUMED IN AGRICULTURE                 | BIENS ET SERVICES DE CONSOMMATION COURANTE DE L'AGRICULTURE             | 101.8 | 102.4 | 102.3 | 101.9 | 104.4 | 104.3 | 104.1 | 104.2 | 104.3 | 104.2 | 104.3 | 104.8 | 104.9 |
| 1   | Saat- und Pflanzgut   | Seeds  | Semences et plants  | 96.7  | 95.7  | 95.7  | 95.7  | 96.5  | 96.5  | 96.5  | 96.5  | 96.5  | 96.5  | 96.5  | 96.5  | 96.5  |
| 2   | Nutz- und Zuchtvieh   | Animals for rearing and production                                   | Animaux d'élevage et de rente   | 81.4  | 92.4  | 90.8  | 87.8  | 87.8  | 87.8  | 87.8  | 87.8  | 87.8  | 87.8  | 87.8  | 87.8  | 87.8  |
| 3   | Energie und Schmierstoffe   | Energy, lubricants   | Energie et lubrifiants  | 102.4 | 101.6 | 101.3 | 99.1  | 98.1  | 96.5  | 94.8  | 94.4  | 95.8  | 96.5  | 98.1  | 100.9 | 103.2 |
| 31  | Heizstoffe  | Fuels for heating  | Combustibles  | -     | -     | -     | -     | -     | -     | -     | -     | -     | -     | -     | -     | -     |
| 32  | Treibstoffe   | Motor fuels  | Carburants  | 92.3  | 91.1  | 91.1  | 91.7  | 91.7  | 92.3  | 92.3  | 92.3  | 92.3  | 92.3  | 92.3  | 92.3  | 92.3  |
| 33  | Elektrischer Strom  | Electricity  | Electricité   | 109.9 | 109.4 | 108.8 | 104.6 | 102.8 | 99.6  | 96.7  | 96.0  | 98.5  | 99.6  | 102.4 | 107.3 | 111.3 |
| 34  | Schmierstoffe   | Lubricants   | Lubrifiants   | -     | -     | -     | -     | -     | -     | -     | -     | -     | -     | -     | -     | -     |
| 4   | Dünge- und Bodenverbesserungsmittel                                       | Fertilizers, soil improvers  | Engrais et amendements  | 93.8  | 94.5  | 94.5  | 94.5  | 100.4 | 100.4 | 100.4 | 100.4 | 100.4 | 100.4 | 100.4 | 100.4 | 100.4 |
| 41  | Einnährstoffdünger  | Straight fertilizers   | Engrais simples   | 95.7  | 96.6  | 96.6  | 96.6  | 100.5 | 100.5 | 100.5 | 100.5 | 100.5 | 100.5 | 100.5 | 100.5 | 100.5 |
| 411 | Stickstoffdünger  | Nitrogenous fertilizers  | Engrais azotés  | 94.5  | 94.5  | 94.5  | 94.5  | 100.0 | 100.0 | 100.0 | 100.0 | 100.0 | 100.0 | 100.0 | 100.0 | 100.0 |
| 412 | Phosphatdünger  | Phosphatic fertilizers   | Engrais phosphatés  | 99.3  | 99.3  | 99.3  | 99.3  | 100.0 | 100.0 | 100.0 | 100.0 | 100.0 | 100.0 | 100.0 | 100.0 | 100.0 |
| 413 | Kalidünger  | Potassic fertilizers   | Engrais potassiques   | 97.8  | 101.6 | 101.6 | 101.6 | 102.1 | 102.1 | 102.1 | 102.1 | 102.1 | 102.1 | 102.1 | 102.1 | 102.1 |
| 42  | Mehrnährstoffdünger   | Compound fertilizers   | Engrais composés  | 86.0  | 86.0  | 86.0  | 86.0  | 100.0 | 100.0 | 100.0 | 100.0 | 100.0 | 100.0 | 100.0 | 100.0 | 100.0 |
| 421 | NP-Dünger   | NP fertilizers   | Engrais NP  | -     | -     | -     | -     | -     | -     | -     | -     | -     | -     | -     | -     | -     |
| 422 | PK-Dünger   | PK fertilizers   | Engrais PK  | -     | -     | -     | -     | -     | -     | -     | -     | -     | -     | -     | -     | -     |
| 423 | NPK-Dünger  | NPK fertilizers  | Engrais NPK   | 86.0  | 86.0  | 86.0  | 86.0  | 100.0 | 100.0 | 100.0 | 100.0 | 100.0 | 100.0 | 100.0 | 100.0 | 100.0 |
| 43  | Sonstige Dünge- und Bodenverbesserungsmittel                              | Other fertilizers, soil improvers                                    | Autres engrais et amendements   | -     | -     | -     | -     | -     | -     | -     | -     | -     | -     | -     | -     | -     |
| 5   | Pflanzenschutzmittel  | Plant protection products  | Produits de protection des cultures                                     | 139.2 | 139.2 | 139.2 | 139.2 | 142.8 | 142.8 | 142.8 | 142.8 | 142.8 | 142.8 | 142.8 | 142.8 | 142.8 |
| 51  | Fungizide   | Fungicides   | Fongicides  | 111.2 | 111.2 | 111.2 | 111.2 | 114.0 | 114.0 | 114.0 | 114.0 | 114.0 | 114.0 | 114.0 | 114.0 | 114.0 |
| 52  | Insektizide   | Insecticides   | Insecticides  | 109.9 | 109.9 | 109.9 | 109.9 | 112.6 | 112.6 | 112.6 | 112.6 | 112.6 | 112.6 | 112.6 | 112.6 | 112.6 |
| 53  | Herbizide   | Herbicides   | Herbicides  | 162.5 | 162.5 | 162.5 | 162.5 | 166.6 | 166.6 | 166.6 | 166.6 | 166.6 | 166.6 | 166.6 | 166.6 | 166.6 |
| 54  | Sonstige  | Other  | Autres  | -     | -     | -     | -     | -     | -     | -     | -     | -     | -     | -     | -     | -     |
| 6   | Futtermittel  | Animal feedingstuffs   | Aliments des animaux  | 91.7  | 91.6  | 91.6  | 91.6  | 95.4  | 95.4  | 95.4  | 95.4  | 95.4  | 94.7  | 94.9  | 94.9  | 94.9  |
| 61  | Einzel Futtermittel   | Straight feedingstuffs   | Aliments simples  | 67.9  | 67.0  | 67.0  | 67.0  | 67.7  | 67.7  | 67.7  | 67.7  | 67.7  | 61.2  | 63.6  | 63.6  | 63.6  |
| 611 | Getreide und Mühlennachprodukte   | Cereals and milling by-products                                      | Céréales et sous-produits de meunerie                                   | 67.9  | 67.0  | 67.0  | 67.0  | 67.7  | 67.7  | 67.7  | 67.7  | 67.7  | 61.2  | 63.6  | 63.6  | 63.6  |
| 612 | Ölkuchen bzw. -schrot   | Oil-cakes  | Tourteaux   | -     | -     | -     | -     | -     | -     | -     | -     | -     | -     | -     | -     | -     |
| 613 | Futtermittel tierischer Herkunft  | Products of animal origin  | Produits d'origine animale  | -     | -     | -     | -     | -     | -     | -     | -     | -     | -     | -     | -     | -     |
| 614 | Sonstige Einzel Futtermittel  | Other  | Autres  | -     | -     | -     | -     | -     | -     | -     | -     | -     | -     | -     | -     | -     |
| 62  | Mischfuttermittel   | Compound feedingstuffs   | Aliments composés   | 94.6  | 94.6  | 94.6  | 94.6  | 98.8  | 98.8  | 98.8  | 98.8  | 98.8  | 98.8  | 98.8  | 98.8  | 98.8  |
| 621 | für Kälber  | for calves   | pour veaux  | 101.8 | 101.8 | 101.8 | 101.8 | 101.8 | 101.8 | 101.8 | 101.8 | 101.8 | 101.8 | 101.8 | 101.8 | 101.8 |
| 622 | für Rinder (ohne Kälber)  | for cattle (excluding calves)  | pour bovins (autres que veaux)  | 93.5  | 93.5  | 93.5  | 93.5  | 100.0 | 100.0 | 100.0 | 100.0 | 100.0 | 100.0 | 100.0 | 100.0 | 100.0 |
| 623 | für Schweine  | for pigs   | pour porcs  | 95.1  | 95.1  | 95.1  | 95.1  | 95.0  | 95.0  | 95.0  | 95.0  | 95.0  | 95.0  | 95.0  | 95.0  | 95.0  |
| 624 | für Geflügel  | for poultry  | pour volailles  | 102.2 | 102.2 | 102.2 | 102.2 | 100.0 | 100.0 | 100.0 | 100.0 | 100.0 | 100.0 | 100.0 | 100.0 | 100.0 |
| 625 | Sonstige  | Other  | Autres  | -     | -     | -     | -     | -     | -     | -     | -     | -     | -     | -     | -     | -     |
| 7   | Material und Kleinwerkzeug  | Material and small tools   | Matériel et petit outillage   | 114.8 | 115.2 | 115.7 | 115.7 | 115.7 | 115.9 | 116.1 | 116.2 | 116.4 | 116.4 | 116.7 | 117.3 | 117.3 |
| 8   | Instandhaltung und Reparatur von Maschinen                                | Maintenance and repair of plant                                      | Entretien et réparation du matériel                                     | 105.7 | 106.2 | 106.0 | 106.1 | 107.5 | 107.7 | 107.9 | 108.6 | 108.3 | 108.8 | 108.5 | 109.0 | 108.8 |
| 9   | Instandhaltung und Reparatur von Wirtschaftsgebäuden und sonstigen Bauten | Maintenance and repair of agricultural buildings and other buildings | Entretien et réparation des bâtiments d'exploitation et autres ouvrages | 118.8 | 118.8 | 118.8 | 118.8 | 119.2 | 119.2 | 119.2 | 119.2 | 119.2 | 119.2 | 119.2 | 119.2 | 119.2 |
| 10  | Veterinärleistungen   | Veterinary services  | Services vétérinaires   | 133.0 | 133.0 | 133.0 | 133.0 | 133.0 | 133.0 | 133.0 | 133.0 | 133.0 | 133.0 | 133.0 | 133.0 | 133.0 |
| 11  | Allgemeine Wirtschaftsausgaben  | General expenses   | Frais généraux  | 111.0 | 111.3 | 111.4 | 111.3 | 113.2 | 113.3 | 113.2 | 113.8 | 113.2 | 113.4 | 112.5 | 113.7 | 113.2 |

## NOMINALE PREISINDIZES / NOMINAL PRICE INDICES / INDICES DES PRIX NOMINAUX

1990 = 100 (ohne MwSt / excluding VAT / TVA exclue)

|      |   |  | LUXEMBOURG |       |       |       |       |       |       |       |       |       |       |       |       |
|------|---|--|------------|-------|-------|-------|-------|-------|-------|-------|-------|-------|-------|-------|-------|
|      |   |  | 1994       |       |       |       | 1995  |       |       |       |       |       |       |       |       |
|      |   |  | sep        | oct   | nov   | dec   | jan   | feb   | mar   | apr   | mai   | jun   | jul   | aug   | sep   |
| 02   | WAREN UND DIENSTLEISTUNGEN<br>LANDWIRTSCHAFTLICHER<br>INVESTITIONEN | GOODS AND SERVICES<br>CONTRIBUTING TO AGRICULTURAL<br>INVESTMENT | 113.1      | 113.1 | 113.1 | 113.2 | 113.9 | 113.9 | 114.0 | 114.2 | 114.2 | 114.2 | 114.2 | 114.3 | 114.4 |
| 12   | Maschinen und andere Ausrüstungsgüter                               | Machinery and other equipment                                    | 113.6      | 113.6 | 113.7 | 113.8 | 114.1 | 114.1 | 114.2 | 114.5 | 114.5 | 114.6 | 114.7 | 114.7 | 114.9 |
| 121  | Einachsschlepper und andere einachsige<br>Motorgeräte               | Rotovator and other 2-wheel equipment                            | 112.5      | 113.1 | 113.1 | 113.1 | 113.1 | 113.1 | 113.1 | 113.1 | 113.1 | 113.1 | 113.1 | 113.1 | 113.1 |
| 122  | Maschinen und Geräte für Kulturen                                   | Machinery and plant for cultivating                              | 112.9      | 113.3 | 113.4 | 113.4 | 113.9 | 113.8 | 114.4 | 114.7 | 114.7 | 114.7 | 114.7 | 114.8 | 114.8 |
| 123  | Maschinen und Geräte für die Ernte                                  | Machinery and plant for harvesting                               | 116.2      | 116.3 | 116.4 | 116.8 | 117.0 | 117.0 | 117.4 | 117.6 | 117.6 | 117.6 | 117.7 | 117.7 | 118.1 |
| 124  | Maschinen und Einrichtungen   | Farm machinery and installations                                 | 115.3      | 114.6 | 114.6 | 114.7 | 114.8 | 114.8 | 115.1 | 115.2 | 115.4 | 115.7 | 115.7 | 115.7 | 115.7 |
| 1241 | für die pflanzliche Erzeugung                                       | for crop production  | -          | -     | -     | -     | -     | -     | -     | -     | -     | -     | -     | -     | -     |
| 1242 | für die tierische Erzeugung   | for animal production  | 115.3      | 114.6 | 114.6 | 114.7 | 114.8 | 114.8 | 115.1 | 115.2 | 115.4 | 115.7 | 115.7 | 115.7 | 115.7 |
| 1243 | Sonstige  | Other  | -          | -     | -     | -     | -     | -     | -     | -     | -     | -     | -     | -     | -     |
| 125  | Ackerschlepper  | Tractors   | 110.4      | 110.4 | 110.4 | 110.4 | 110.7 | 110.7 | 110.3 | 110.7 | 110.7 | 110.7 | 110.9 | 110.9 | 111.1 |
| 126  | Sonstige Fahrzeuge  | Other vehicles   | 115.0      | 115.1 | 115.0 | 115.3 | 115.6 | 115.6 | 115.9 | 116.0 | 116.1 | 116.2 | 116.2 | 116.2 | 116.4 |
| 13   | Bauten  | Buildings  | 112.3      | 112.3 | 112.3 | 112.3 | 113.7 | 113.7 | 113.7 | 113.7 | 113.7 | 113.7 | 113.7 | 113.7 | 113.7 |
| 131  | Wirtschaftsgebäude  | Farm buildings   | 111.2      | 111.2 | 111.2 | 111.2 | 112.4 | 112.4 | 112.4 | 112.4 | 112.4 | 112.4 | 112.4 | 112.4 | 112.4 |
| 132  | Tiefbau- und<br>Bodenverbesserungsarbeiten                          | Engineering and soil improvement<br>operations                   | 122.7      | 122.7 | 122.7 | 122.7 | 125.4 | 125.4 | 125.4 | 125.4 | 125.4 | 125.4 | 125.4 | 125.4 | 125.4 |

## NOMINALE PREISINDIZES / NOMINAL PRICE INDICES / INDICES DES PRIX NOMINAUX

1990 = 100 (ohne MwSt / excluding VAT / TVA excluse)

## NEDERLAND

|     |   |  | 1994  | 1994  | 1994  | 1994  | 1994  | 1995  | 1995  | 1995  | 1995  | 1995  | 1995  | 1995  | 1995  | 1995 |
|-----|---|--|-------|-------|-------|-------|-------|-------|-------|-------|-------|-------|-------|-------|-------|------|
|     |   |  | sep   | oct   | nov   | dec   | jan   | feb   | mar   | apr   | mai   | jun   | jul   | aug   | sep   |      |
| 00  | INSGESAMT (01 + 02)   | TOTAL (01 + 02)  | 103.5 | 102.9 | 103.3 | 102.7 | 104.6 | 108.4 | 107.5 | 107.0 | 104.6 | 104.8 | 105.9 | 104.5 | 103.2 |      |
| 01  | WAREN UND DIENSTLEISTUNGEN DES LAUFENDEN LANDWIRTSCHAFTLICHEN VERBRAUCHS  | GOODS AND SERVICES CURRENTLY CONSUMED IN AGRICULTURE                 | 100.8 | 100.0 | 100.5 | 99.8  | 101.7 | 106.6 | 105.4 | 104.8 | 101.6 | 101.9 | 103.3 | 101.5 | 99.7  |      |
| 1   | Saat- und Pflanzgut   | Seeds  | 123.6 | 129.5 | 136.0 | 111.7 | 118.4 | 210.0 | 200.3 | 203.9 | 124.6 | 142.2 | 187.8 | 151.2 | 104.2 |      |
| 2   | Nutz- und Zuchtvieh   | Animals for rearing and production                                   | 90.1  | 79.8  | 84.3  | 88.2  | 106.0 | 110.6 | 96.6  | 76.6  | 93.9  | 96.5  | 77.6  | 71.7  | 70.0  |      |
| 3   | Energie und Schmierstoffe   | Energy, lubricants   | 92.5  | 93.6  | 93.9  | 94.0  | 96.1  | 96.2  | 95.9  | 97.0  | 97.2  | 97.2  | 96.8  | 97.7  | 98.4  |      |
| 31  | Heizstoffe  | Fuels for heating  | 93.5  | 94.8  | 94.9  | 94.9  | 98.3  | 98.6  | 98.4  | 100.1 | 100.1 | 100.1 | 100.1 | 100.9 | 101.1 |      |
| 32  | Treibstoffe   | Motor fuels  | 81.7  | 83.4  | 83.6  | 84.0  | 83.3  | 82.9  | 82.0  | 82.6  | 82.6  | 82.6  | 81.1  | 83.1  | 86.8  |      |
| 33  | Elektrischer Strom  | Electricity  | 100.9 | 100.9 | 101.9 | 101.9 | 103.9 | 103.9 | 103.9 | 103.9 | 104.9 | 104.9 | 104.9 | 104.9 | 103.9 |      |
| 34  | Schmierstoffe   | Lubricants   | 100.4 | 100.4 | 100.4 | 100.4 | 100.4 | 100.4 | 100.4 | 100.4 | 100.4 | 100.4 | 100.4 | 100.4 | 100.4 |      |
| 4   | Dünge- und Bodenverbesserungsmittel                                       | Fertilizers, soil improvers  | 87.1  | 89.5  | 92.6  | 93.5  | 96.7  | 101.2 | 103.6 | 105.8 | 107.1 | 107.0 | 107.1 | 107.2 | 107.0 |      |
| 41  | Einnährstoffdünger  | Straight fertilizers   | 86.8  | 90.4  | 94.2  | 95.5  | 98.3  | 102.3 | 105.3 | 108.1 | 109.8 | 109.8 | 109.5 | 109.5 | 109.2 |      |
| 411 | Stickstoffdünger  | Nitrogenous fertilizers  | 84.9  | 89.0  | 93.3  | 94.7  | 97.7  | 102.3 | 105.7 | 109.0 | 111.0 | 111.0 | 110.7 | 110.7 | 110.7 |      |
| 412 | Phosphatdünger  | Phosphatic fertilizers   | 91.0  | 91.9  | 93.2  | 94.2  | 96.2  | 96.6  | 97.7  | 97.7  | 98.2  | 98.2  | 98.2  | 98.2  | 97.7  |      |
| 413 | Kalldünger  | Potassic fertilizers   | 102.2 | 103.5 | 103.9 | 104.4 | 106.1 | 107.0 | 107.6 | 107.6 | 108.1 | 107.7 | 107.5 | 107.3 | 104.0 |      |
| 42  | Mehrnährstoffdünger   | Compound fertilizers   | 84.9  | 85.1  | 87.4  | 87.5  | 91.4  | 98.0  | 99.6  | 100.7 | 101.2 | 101.2 | 101.9 | 101.8 | 101.7 |      |
| 421 | NP-Dünger   | NP fertilizers   | 83.8  | 84.2  | 86.9  | 87.1  | 91.1  | 98.6  | 100.1 | 101.4 | 102.0 | 102.0 | 102.8 | 102.6 | 102.6 |      |
| 422 | PK-Dünger   | PK fertilizers   | 87.5  | 87.7  | 88.7  | 88.2  | 90.1  | 92.2  | 93.4  | 93.6  | 93.6  | 93.6  | 93.6  | 93.6  | 93.6  |      |
| 423 | NPK-Dünger  | NPK fertilizers  | 90.3  | 89.1  | 89.6  | 89.5  | 93.2  | 96.3  | 98.4  | 99.1  | 99.3  | 99.3  | 99.6  | 99.6  | 99.5  |      |
| 43  | Sonstige Dünge- und Bodenverbesserungsmittel                              | Other fertilizers, soil improvers                                    | 108.0 | 107.8 | 108.2 | 108.8 | 111.1 | 108.5 | 109.1 | 109.1 | 109.4 | 109.3 | 110.5 | 112.3 | 113.5 |      |
| 5   | Pflanzenschutzmittel  | Plant protection products  | 119.1 | 119.1 | 119.1 | 119.1 | 118.2 | 118.2 | 118.2 | 118.2 | 118.2 | 118.2 | 118.2 | 118.2 | 118.2 |      |
| 51  | Fungizide   | Fungicides   | 129.5 | 129.5 | 129.5 | 129.5 | 132.1 | 132.1 | 132.1 | 132.1 | 132.1 | 132.1 | 132.1 | 132.1 | 132.1 |      |
| 52  | Insektizide   | Insecticides   | 109.7 | 109.7 | 109.7 | 109.7 | 109.7 | 109.7 | 109.7 | 109.7 | 109.7 | 109.7 | 109.7 | 109.7 | 109.7 |      |
| 53  | Herbizide   | Herbicides   | 109.3 | 109.3 | 109.3 | 109.3 | 107.2 | 107.2 | 107.2 | 107.2 | 107.2 | 107.2 | 107.2 | 107.2 | 107.2 |      |
| 54  | Sonstige  | Other  | 132.5 | 132.5 | 132.5 | 132.5 | 119.2 | 119.2 | 119.2 | 119.2 | 119.2 | 119.2 | 119.2 | 119.2 | 119.2 |      |
| 6   | Futtermittel  | Animal feedingstuffs   | 93.1  | 92.4  | 91.7  | 91.3  | 91.5  | 92.2  | 92.1  | 91.4  | 91.2  | 91.0  | 90.7  | 90.3  | 89.7  |      |
| 61  | Einzel Futtermittel   | Straight feedingstuffs   | 99.4  | 97.4  | 98.8  | 99.2  | 100.7 | 102.0 | 101.8 | 100.2 | 96.7  | 96.5  | 97.9  | 98.8  | 98.8  |      |
| 611 | Getreide und Mühlennachprodukte   | Cereals and milling by-products                                      | 104.4 | 108.0 | 112.6 | 113.3 | 112.6 | 112.7 | 111.9 | 107.0 | 95.7  | 95.3  | 98.3  | 100.5 | 100.2 |      |
| 612 | Ölkuchen bzw. -schrot   | Oil-cakes  | 91.8  | 88.8  | 84.8  | 85.2  | 84.6  | 84.3  | 84.4  | 84.5  | 81.7  | 81.1  | 81.9  | 83.1  | 88.8  |      |
| 613 | Futtermittel tierischer Herkunft  | Products of animal origin  | 143.1 | 143.1 | 158.6 | 140.4 | 161.4 | 153.2 | 148.6 | 146.8 | 142.2 | 134.9 | 136.7 | 138.6 | 143.1 |      |
| 614 | Sonstige Einzel Futtermittel  | Other  | 97.3  | 92.1  | 93.0  | 94.1  | 96.8  | 99.9  | 100.2 | 100.0 | 100.9 | 101.3 | 102.0 | 102.0 | 99.7  |      |
| 62  | Mischfuttermittel   | Compound feedingstuffs   | 93.0  | 92.3  | 91.6  | 91.1  | 91.4  | 92.0  | 92.0  | 91.3  | 91.2  | 90.9  | 90.6  | 90.2  | 89.6  |      |
| 621 | für Kälber  | for calves   | 94.2  | 94.2  | 94.0  | 94.0  | 94.6  | 97.2  | 98.7  | 95.6  | 95.9  | 96.2  | 95.7  | 95.7  | 95.7  |      |
| 622 | für Rinder (ohne Kälber)  | for cattle (excluding calves)  | 94.5  | 93.7  | 92.6  | 92.3  | 92.3  | 92.3  | 91.8  | 91.3  | 91.0  | 90.7  | 90.9  | 90.7  | 90.2  |      |
| 623 | für Schweine  | for pigs   | 92.6  | 91.9  | 91.3  | 90.7  | 91.0  | 91.6  | 91.5  | 91.2  | 91.0  | 90.6  | 90.3  | 89.8  | 88.8  |      |
| 624 | für Geflügel  | for poultry  | 92.2  | 91.2  | 90.2  | 89.7  | 89.9  | 90.1  | 89.7  | 89.4  | 89.2  | 89.1  | 88.3  | 87.7  | 87.7  |      |
| 625 | Sonstige  | Other  | -     | -     | -     | -     | -     | -     | -     | -     | -     | -     | -     | -     | -     |      |
| 7   | Material und Kleinwerkzeug  | Material and small tools   | 107.0 | 107.0 | 107.0 | 107.0 | 106.0 | 106.0 | 106.0 | 107.0 | 107.0 | 107.0 | 107.0 | 107.0 | 107.0 |      |
| 8   | Instandhaltung und Reparatur von Maschinen                                | Maintenance and repair of plant                                      | 115.0 | 115.0 | 113.0 | 113.0 | 113.0 | 113.0 | 113.0 | 114.0 | 114.0 | 113.0 | 113.0 | 113.0 | 113.0 |      |
| 9   | Instandhaltung und Reparatur von Wirtschaftsgebäuden und sonstigen Bauten | Maintenance and repair of agricultural buildings and other buildings | 111.0 | 111.0 | 111.0 | 111.0 | 112.0 | 112.0 | 112.0 | 113.0 | 113.0 | 113.0 | 113.0 | 113.0 | 113.0 |      |
| 10  | Veterinärleistungen   | Veterinary services  | 116.5 | 116.5 | 116.5 | 116.5 | 112.3 | 112.3 | 112.3 | 112.3 | 112.3 | 112.3 | 112.3 | 112.3 | 112.3 |      |
| 11  | Allgemeine Wirtschaftsausgaben  | General expenses   | 123.4 | 116.7 | 121.3 | 124.3 | 131.7 | 136.6 | 131.8 | 128.1 | 125.8 | 123.2 | 123.7 | 123.2 | 126.4 |      |



## NOMINALE PREISINDIZES / NOMINAL PRICE INDICES / INDICES DES PRIX NOMINAUX

1990 = 100 (ohne MwSt / excluding VAT / TVA exclue)

|      |   |  | NEDERLAND   |       |       |       |       |       |       |       |       |       |       |       |       |
|------|---|--|---|-------|-------|-------|-------|-------|-------|-------|-------|-------|-------|-------|-------|
|      |   |  | 1994  | 1994  | 1994  | 1994  | 1995  | 1995  | 1995  | 1995  | 1995  | 1995  | 1995  | 1995  | 1995  |
|      |   |  | sep   | oct   | nov   | dec   | jan   | feb   | mar   | apr   | mai   | jun   | jul   | aug   | sep   |
| 02   | WAREN UND DIENSTLEISTUNGEN<br>LANDWIRTSCHAFTLICHER<br>INVESTITIONEN | GOODS AND SERVICES<br>CONTRIBUTING TO AGRICULTURAL<br>INVESTMENT | BIENS ET SERVICES CONCOURANT<br>AUX INVESTISSEMENTS DE<br>L'AGRICULTURE | 111.8 | 111.8 | 111.8 | 111.8 | 113.8 | 113.8 | 113.8 | 113.8 | 113.8 | 113.8 | 113.8 | 113.8 |
| 12   | Maschinen und andere Ausrüstungsgüter                               | Machinery and other equipment                                    | Machines et autres biens d'équipement                                   | 109.2 | 109.2 | 109.2 | 109.2 | 111.1 | 111.1 | 111.1 | 111.1 | 111.1 | 111.1 | 111.1 | 111.1 |
| 121  | Einachsenschlepper und andere einachsige<br>Motorgeräte             | Rotovator and other 2-wheel equipment                            | Motoculteurs et autre matériel à 2 roues                                | 111.7 | 111.7 | 111.7 | 111.7 | 113.9 | 113.9 | 113.9 | 113.9 | 113.9 | 113.9 | 113.9 | 113.9 |
| 122  | Maschinen und Geräte für Kulturen                                   | Machinery and plant for cultivating                              | Machines et matériel pour la culture                                    | 108.5 | 108.5 | 108.5 | 108.5 | 110.7 | 110.7 | 110.7 | 110.7 | 110.7 | 110.7 | 110.7 | 110.7 |
| 123  | Maschinen und Geräte für die Ernte                                  | Machinery and plant for harvesting                               | Machines et matériel pour la récolte                                    | 108.5 | 108.5 | 108.5 | 108.5 | 110.7 | 110.7 | 110.7 | 110.7 | 110.7 | 110.7 | 110.7 | 110.7 |
| 124  | Maschinen und Einrichtungen   | Farm machinery and installations                                 | Machines et installations agricoles                                     | 111.4 | 111.4 | 111.4 | 111.4 | 113.6 | 113.6 | 113.6 | 113.6 | 113.6 | 113.6 | 113.6 | 113.6 |
| 1241 | für die pflanzliche Erzeugung                                       | for crop production  | pour la production végétale   | 111.4 | 111.4 | 111.4 | 111.4 | 113.6 | 113.6 | 113.6 | 113.6 | 113.6 | 113.6 | 113.6 | 113.6 |
| 1242 | für die tierische Erzeugung   | for animal production  | pour la production animale  | 111.4 | 111.4 | 111.4 | 111.4 | 113.6 | 113.6 | 113.6 | 113.6 | 113.6 | 113.6 | 113.6 | 113.6 |
| 1243 | Sonstige  | Other  | Autres  | -     | -     | -     | -     | -     | -     | -     | -     | -     | -     | -     | -     |
| 125  | Ackerschlepper  | Tractors   | Tracteurs   | 104.2 | 104.2 | 104.2 | 104.2 | 103.3 | 103.3 | 103.3 | 103.3 | 103.3 | 103.3 | 103.3 | 103.3 |
| 126  | Sonstige Fahrzeuge  | Other vehicles   | Autres véhicules  | 111.9 | 111.9 | 111.9 | 111.9 | 114.1 | 114.1 | 114.1 | 114.1 | 114.1 | 114.1 | 114.1 | 114.1 |
| 13   | Bauten  | Buildings  | Ouvrages  | 117.1 | 117.1 | 117.1 | 117.1 | 119.5 | 119.5 | 119.5 | 119.5 | 119.5 | 119.5 | 119.5 | 119.5 |
| 131  | Wirtschaftsgebäude  | Farm buildings   | Bâtiments d'exploitation  | 118.5 | 118.5 | 118.5 | 118.5 | 120.9 | 120.9 | 120.9 | 120.9 | 120.9 | 120.9 | 120.9 | 120.9 |
| 132  | Tiefbau- und<br>Bodenverbesserungsarbeiten                          | Engineering and soil improvement<br>operations                   | Ouvrages de génie civil et amélioration<br>des terres                   | 111.9 | 111.9 | 111.9 | 111.9 | 114.2 | 114.2 | 114.2 | 114.2 | 114.2 | 114.2 | 114.2 | 114.2 |

## NOMINALE PREISINDIZES / NOMINAL PRICE INDICES / INDICES DES PRIX NOMINAUX

1990 = 100 (ohne MwSt / excluding VAT / TVA exclue)

|     |   |  |   | ÖSTERREICH |       |       |       |       |       |       |       |       |       |       |       |       |
|-----|---|--|---|------------|-------|-------|-------|-------|-------|-------|-------|-------|-------|-------|-------|-------|
|     |   |  |   | 1994       |       |       |       | 1995  |       |       |       |       |       |       |       |       |
|     |   |  |   | sep        | oct   | nov   | dec   | jan   | feb   | mar   | apr   | mai   | jun   | jul   | aug   | sep   |
| 00  | INSGESAMT (01 + 02)   | TOTAL (01 + 02)  | TOTAL (01 + 02)   | 104.9      | 104.9 | 104.9 | 104.9 | 105.4 | 105.4 | 105.4 | 105.5 | 105.5 | 105.5 | 106.5 | 106.5 | 106.5 |
| 01  | WAREN UND DIENSTLEISTUNGEN DES LAUFENDEN LANDWIRTSCHAFTLICHEN VERBRAUCHS  | GOODS AND SERVICES CURRENTLY CONSUMED IN AGRICULTURE                 | BIENS ET SERVICES DE CONSOMMATION COURANTE DE L'AGRICULTURE             | 97.7       | 97.3  | 97.3  | 97.3  | 98.0  | 98.0  | 98.0  | 97.6  | 97.6  | 97.6  | 99.0  | 99.0  | 99.0  |
| 1   | Saat- und Pflanzgut   | Seeds  | Semences et plants  | 110.6      | 110.1 | 110.1 | 110.1 | 111.0 | 111.0 | 111.0 | 111.0 | 111.0 | 111.0 | 111.0 | 111.0 | 111.0 |
| 2   | Nutz- und Zuchtvieh   | Animals for rearing and production                                   | Animaux d'élevage et de rente   | -          | -     | -     | -     | -     | -     | -     | -     | -     | -     | -     | -     | -     |
| 3   | Energie und Schmierstoffe   | Energy, lubricants   | Energie et lubrifiants  | 104.5      | 104.7 | 104.7 | 104.7 | 105.5 | 105.5 | 105.5 | 105.6 | 105.6 | 105.6 | 109.7 | 109.7 | 109.7 |
| 31  | Heizstoffe  | Fuels for heating  | Combustibles  | :          | :     | :     | :     | :     | :     | :     | :     | :     | :     | :     | :     | :     |
| 32  | Treibstoffe   | Motor fuels  | Carburants  | :          | :     | :     | :     | :     | :     | :     | :     | :     | :     | :     | :     | :     |
| 33  | Elektrischer Strom  | Electricity  | Electricité   | :          | :     | :     | :     | :     | :     | :     | :     | :     | :     | :     | :     | :     |
| 34  | Schmierstoffe   | Lubricants   | Lubrifiants   | :          | :     | :     | :     | :     | :     | :     | :     | :     | :     | :     | :     | :     |
| 4   | Dünge- und Bodenverbesserungsmittel                                       | Fertilizers, soil improvers  | Engrais et amendements  | 54.7       | 53.4  | 53.4  | 53.4  | 53.4  | 53.4  | 53.4  | 53.4  | 53.4  | 53.4  | 53.4  | 53.4  | 53.4  |
| 41  | Einnährstoffdünger  | Straight fertilizers   | Engrais simples   | 58.0       | 56.7  | 56.7  | 56.7  | 56.7  | 56.7  | 56.7  | 56.7  | 56.7  | 56.7  | 56.7  | 56.7  | 56.7  |
| 411 | Stickstoffdünger  | Nitrogenous fertilizers  | Engrais azotés  | :          | :     | :     | :     | :     | :     | :     | :     | :     | :     | :     | :     | :     |
| 412 | Phosphatdünger  | Phosphatic fertilizers   | Engrais phosphatés  | :          | :     | :     | :     | :     | :     | :     | :     | :     | :     | :     | :     | :     |
| 413 | Kalidünger  | Potassic fertilizers   | Engrais potassiques   | :          | :     | :     | :     | :     | :     | :     | :     | :     | :     | :     | :     | :     |
| 42  | Mehrnährstoffdünger   | Compound fertilizers   | Engrais composés  | 51.0       | 49.8  | 49.8  | 49.8  | 49.8  | 49.8  | 49.8  | 49.8  | 49.8  | 49.8  | 49.8  | 49.8  | 49.8  |
| 421 | NP-Dünger   | NP fertilizers   | Engrais NP  | :          | :     | :     | :     | :     | :     | :     | :     | :     | :     | :     | :     | :     |
| 422 | PK-Dünger   | PK fertilizers   | Engrais PK  | :          | :     | :     | :     | :     | :     | :     | :     | :     | :     | :     | :     | :     |
| 423 | NPK-Dünger  | NPK fertilizers  | Engrais NPK   | :          | :     | :     | :     | :     | :     | :     | :     | :     | :     | :     | :     | :     |
| 43  | Sonstige Dünge- und Bodenverbesserungsmittel                              | Other fertilizers, soil improvers                                    | Autres engrais et amendements   | :          | :     | :     | :     | :     | :     | :     | :     | :     | :     | :     | :     | :     |
| 5   | Pflanzenschutzmittel  | Plant protection products  | Produits de protection des cultures                                     | 102.9      | 102.9 | 102.9 | 102.9 | 104.3 | 104.3 | 104.3 | 96.5  | 96.5  | 96.5  | 96.5  | 96.5  | 96.5  |
| 51  | Fungizide   | Fungicides   | Fongicides  | :          | :     | :     | :     | :     | :     | :     | :     | :     | :     | :     | :     | :     |
| 52  | Insektizide   | Insecticides   | Insecticides  | :          | :     | :     | :     | :     | :     | :     | :     | :     | :     | :     | :     | :     |
| 53  | Herbizide   | Herbicides   | Herbicides  | :          | :     | :     | :     | :     | :     | :     | :     | :     | :     | :     | :     | :     |
| 54  | Sonstige  | Other  | Autres  | :          | :     | :     | :     | :     | :     | :     | :     | :     | :     | :     | :     | :     |
| 6   | Futtermittel  | Animal feedingstuffs   | Aliments des animaux  | 90.0       | 89.1  | 89.1  | 89.1  | 89.3  | 89.3  | 89.3  | 87.4  | 87.4  | 87.4  | 88.9  | 88.9  | 88.9  |
| 61  | Einzel Futtermittel   | Straight feedingstuffs   | Aliments simples  | :          | :     | :     | :     | :     | :     | :     | :     | :     | :     | :     | :     | :     |
| 611 | Getreide und Mühlennachprodukte   | Cereals and milling by-products                                      | Céréales et sous-produits de meunerie                                   | :          | :     | :     | :     | :     | :     | :     | :     | :     | :     | :     | :     | :     |
| 612 | Ölkuchen bzw. -schrot   | Oil-cakes  | Tourteaux   | :          | :     | :     | :     | :     | :     | :     | :     | :     | :     | :     | :     | :     |
| 613 | Futtermittel tierischer Herkunft  | Products of animal origin  | Produits d'origine animale  | :          | :     | :     | :     | :     | :     | :     | :     | :     | :     | :     | :     | :     |
| 614 | Sonstige Einzel Futtermittel  | Other  | Autres  | :          | :     | :     | :     | :     | :     | :     | :     | :     | :     | :     | :     | :     |
| 62  | Mischfuttermittel   | Compound feedingstuffs   | Aliments composés   | :          | :     | :     | :     | :     | :     | :     | :     | :     | :     | :     | :     | :     |
| 621 | für Kälber  | for calves   | pour veaux  | :          | :     | :     | :     | :     | :     | :     | :     | :     | :     | :     | :     | :     |
| 622 | für Rinder (ohne Kälber)  | for cattle (excluding calves)  | pour bovins (autres que veaux)  | :          | :     | :     | :     | :     | :     | :     | :     | :     | :     | :     | :     | :     |
| 623 | für Schweine  | for pigs   | pour porcins  | :          | :     | :     | :     | :     | :     | :     | :     | :     | :     | :     | :     | :     |
| 624 | für Geflügel  | for poultry  | pour volailles  | :          | :     | :     | :     | :     | :     | :     | :     | :     | :     | :     | :     | :     |
| 625 | Sonstige  | Other  | Autres  | -          | -     | -     | -     | -     | -     | -     | -     | -     | -     | -     | -     | -     |
| 7   | Material und Kleinwerkzeug  | Material and small tools   | Matériel et petit outillage   | -          | -     | -     | -     | -     | -     | -     | -     | -     | -     | -     | -     | -     |
| 8   | Instandhaltung und Reparatur von Maschinen                                | Maintenance and repair of plant                                      | Entretien et réparation du matériel                                     | 115.6      | 114.5 | 114.5 | 114.5 | 117.7 | 117.7 | 117.7 | 119.3 | 119.3 | 119.3 | 119.5 | 119.5 | 119.5 |
| 9   | Instandhaltung und Reparatur von Wirtschaftsgebäuden und sonstigen Bauten | Maintenance and repair of agricultural buildings and other buildings | Entretien et réparation des bâtiments d'exploitation et autres ouvrages | 121.9      | 121.9 | 121.9 | 121.9 | 121.9 | 121.9 | 121.9 | 122.4 | 122.4 | 122.4 | 125.3 | 125.3 | 125.3 |
| 10  | Veterinärleistungen   | Veterinary services  | Services vétérinaires   | 102.8      | 102.8 | 102.8 | 102.8 | 96.8  | 96.8  | 96.8  | 96.8  | 96.8  | 96.8  | 96.8  | 96.8  | 96.8  |
| 11  | Allgemeine Wirtschaftsausgaben  | General expenses   | Frais généraux  | 113.5      | 113.7 | 113.7 | 113.7 | 116.7 | 116.7 | 116.7 | 117.2 | 117.2 | 117.2 | 117.1 | 117.1 | 117.1 |

## NOMINALE PREISINDIZES / NOMINAL PRICE INDICES / INDICES DES PRIX NOMINAUX

1990 = 100 (ohne MwSt / excluding VAT / TVA exclue)

|      |   |  | ÖSTERREICH  |       |       |       |       |       |       |       |       |       |       |       |       |
|------|---|--|---|-------|-------|-------|-------|-------|-------|-------|-------|-------|-------|-------|-------|
|      |   |  | 1994  |       |       |       | 1995  |       |       |       |       |       |       |       |       |
|      |   |  | sep   | oct   | nov   | dec   | jan   | feb   | mar   | apr   | mai   | jun   | jul   | aug   | sep   |
| 02   | WAREN UND DIENSTLEISTUNGEN<br>LANDWIRTSCHAFTLICHER<br>INVESTITIONEN | GOODS AND SERVICES<br>CONTRIBUTING TO AGRICULTURAL<br>INVESTMENT | BIENS ET SERVICES CONCOURANT<br>AUX INVESTISSEMENTS DE<br>L'AGRICULTURE | 115.1 | 115.9 | 115.9 | 115.9 | 116.1 | 116.1 | 116.1 | 116.7 | 116.7 | 116.7 | 117.2 | 117.2 |
| 12   | Maschinen und andere Ausrüstungsgüter                               | Machinery and other equipment                                    | Machines et autres biens d'équipement                                   | 113.4 | 113.8 | 113.8 | 113.8 | 114.3 | 114.3 | 114.3 | 114.5 | 114.5 | 114.5 | 114.6 | 114.6 |
| 121  | Einachsschlepper und andere einachsige<br>Motorgeräte               | Rotovator and other 2-wheel equipment                            | Motoculteurs et autre matériel à 2 roues                                | -     | -     | -     | -     | -     | -     | -     | -     | -     | -     | -     | -     |
| 122  | Maschinen und Geräte für Kulturen                                   | Machinery and plant for cultivating                              | Machines et matériel pour la culture                                    | :     | :     | :     | :     | :     | :     | :     | :     | :     | :     | :     | :     |
| 123  | Maschinen und Geräte für die Ernte                                  | Machinery and plant for harvesting                               | Machines et matériel pour la récolte                                    | :     | :     | :     | :     | :     | :     | :     | :     | :     | :     | :     | :     |
| 124  | Maschinen und Einrichtungen   | Farm machinery and installations                                 | Machines et installations agricoles                                     | :     | :     | :     | :     | :     | :     | :     | :     | :     | :     | :     | :     |
| 1241 | für die pflanzliche Erzeugung                                       | for crop production  | pour la production végétale   | -     | -     | -     | -     | -     | -     | -     | -     | -     | -     | -     | -     |
| 1242 | für die tierische Erzeugung   | for animal production  | pour la production animale  | :     | :     | :     | :     | :     | :     | :     | :     | :     | :     | :     | :     |
| 1243 | Sonstige  | Other  | Autres  | -     | -     | -     | -     | -     | -     | -     | -     | -     | -     | -     | -     |
| 125  | Ackerschlepper  | Tractors   | Tracteurs   | 112.6 | 112.8 | 112.8 | 112.8 | 114.7 | 114.7 | 114.7 | 114.8 | 114.8 | 114.8 | 114.8 | 114.8 |
| 126  | Sonstige Fahrzeuge  | Other vehicles   | Autres véhicules  | :     | :     | :     | :     | :     | :     | :     | :     | :     | :     | :     | :     |
| 13   | Bauten  | Buildings  | Ouvrages  | 117.0 | 118.0 | 118.0 | 118.0 | 118.0 | 118.0 | 118.0 | 119.1 | 119.1 | 119.1 | 120.0 | 120.0 |
| 131  | Wirtschaftsgebäude  | Farm buildings   | Bâtiments d'exploitation  | -     | -     | -     | -     | -     | -     | -     | -     | -     | -     | -     | -     |
| 132  | Tiefbau- und<br>Bodenverbesserungsarbeiten                          | Engineering and soil improvement<br>operations                   | Ouvrages de génie civil et amélioration<br>des terres                   | -     | -     | -     | -     | -     | -     | -     | -     | -     | -     | -     | -     |



## NOMINALE PREISINDIZES / NOMINAL PRICE INDICES / INDICES DES PRIX NOMINAUX

1990 = 100 (ohne MwSt / excluding VAT / TVA exclue)

|      |   |  | PORTUGAL   |       |       |       |       |       |       |       |       |       |       |       |       |
|------|---|--|--|-------|-------|-------|-------|-------|-------|-------|-------|-------|-------|-------|-------|
|      |   |  | 1994   | 1994  | 1994  | 1994  | 1995  | 1995  | 1995  | 1995  | 1995  | 1995  | 1995  | 1995  |       |
|      |   |  | sep  | oct   | nov   | dec   | jan   | feb   | mar   | apr   | mai   | jun   | jul   | aug   | sep   |
| 02   | WAREN UND DIENSTLEISTUNGEN<br>LANDWIRTSCHAFTLICHER<br>INVESTITIONEN | GOODS AND SERVICES<br>CONTRIBUTING TO AGRICULTURAL<br>INVESTMENT | BIENS ET SERVICES CONOURANT<br>AUX INVESTISSEMENTS DE<br>L'AGRICULTURE | 141.5 | 142.3 | 142.3 | 142.3 | 149.9 | 150.1 | 150.2 | 149.3 | 149.1 | 149.1 | 149.1 | 149.1 |
| 12   | Maschinen und andere Ausrüstungsgüter                               | Machinery and other equipment                                    | Machines et autres biens d'équipement                                  | 139.3 | 140.2 | 140.2 | 140.2 | 148.4 | 148.7 | 148.7 | 147.7 | 147.6 | 147.6 | 147.6 | 147.6 |
| 121  | Einachsschlepper und andere einachsige<br>Motorgeräte               | Rotovator and other 2-wheel equipment                            | Motoculteurs et autre matériel à 2 roues                               | 106.5 | 106.6 | 106.5 | 106.5 | 105.2 | 105.2 | 105.2 | 105.3 | 105.3 | 105.3 | 105.3 | 105.3 |
| 122  | Maschinen und Geräte für Kulturen                                   | Machinery and plant for cultivating                              | Machines et matériel pour la culture                                   | 159.1 | 159.1 | 159.1 | 159.1 | 159.1 | 159.1 | 159.1 | 159.1 | 159.1 | 159.1 | 159.1 | 159.1 |
| 123  | Maschinen und Geräte für die Ernte                                  | Machinery and plant for harvesting                               | Machines et matériel pour la récolte                                   | 116.5 | 116.5 | 116.5 | 116.5 | 189.1 | 189.1 | 189.1 | 189.1 | 189.1 | 189.1 | 189.1 | 189.1 |
| 124  | Maschinen und Einrichtungen   | Farm machinery and installations                                 | Machines et installations agricoles                                    | :     | :     | :     | :     | :     | :     | :     | :     | :     | :     | :     | :     |
| 1241 | für die pflanzliche Erzeugung                                       | for crop production  | pour la production végétale  | -     | -     | -     | -     | -     | -     | -     | -     | -     | -     | -     | -     |
| 1242 | für die tierische Erzeugung   | for animal production  | pour la production animale   | -     | -     | -     | -     | -     | -     | -     | -     | -     | -     | -     | -     |
| 1243 | Sonstige  | Other  | Autres   | -     | -     | -     | -     | -     | -     | -     | -     | -     | -     | -     | -     |
| 125  | Ackerschlepper  | Tractors   | Tracteurs  | 137.6 | 139.2 | 139.2 | 139.2 | 143.5 | 143.9 | 144.0 | 142.2 | 141.9 | 141.9 | 141.9 | 141.9 |
| 126  | Sonstige Fahrzeuge  | Other vehicles   | Autres véhicules   | 139.3 | 140.2 | 140.2 | 140.2 | 148.4 | 148.7 | 148.7 | 147.7 | 147.6 | 147.6 | 147.6 | 147.6 |
| 13   | Bauten  | Buildings  | Ouvrages   | 169.1 | 169.1 | 169.1 | 169.1 | 169.1 | 169.1 | 169.1 | 169.1 | 169.1 | 169.1 | 169.1 | 169.1 |
| 131  | Wirtschaftsgebäude  | Farm buildings   | Bâtiments d'exploitation   | -     | -     | -     | -     | -     | -     | -     | -     | -     | -     | -     | -     |
| 132  | Tiefbau- und<br>Bodenverbesserungsarbeiten                          | Engineering and soil improvement<br>operations                   | Ouvrages de génie civil et amélioration<br>des terres                  | -     | -     | -     | -     | -     | -     | -     | -     | -     | -     | -     | -     |

## NOMINALE PREISINDIZES / NOMINAL PRICE INDICES / INDICES DES PRIX NOMINAUX

1990 = 100 (ohne MwSt / excluding VAT / TVA exclue)

## SUOMI/FINLAND

|     |   |  | 1994  |       |       |       | 1995  |       |       |       |       |       |       |       |       |
|-----|---|--|-------|-------|-------|-------|-------|-------|-------|-------|-------|-------|-------|-------|-------|
|     |   |  | sep   | oct   | nov   | dec   | jan   | feb   | mar   | apr   | mai   | jun   | jul   | aug   | sep   |
| 00  | INSGESAMT (01 + 02)   | TOTAL (01 + 02)  | 104.7 | 104.7 | 104.6 | 104.5 | 87.5  | 87.3  | 86.9  | 86.9  | 87.3  | 87.3  | 87.1  | 85.6  | 85.7  |
| 01  | WAREN UND DIENSTLEISTUNGEN DES LAUFENDEN LANDWIRTSCHAFTLICHEN VERBRAUCHS  | GOODS AND SERVICES CURRENTLY CONSUMED IN AGRICULTURE                 | 102.9 | 102.0 | 101.9 | 101.7 | 84.9  | 84.6  | 84.1  | 84.0  | 84.8  | 84.8  | 84.5  | 82.4  | 82.5  |
| 1   | Saat- und Pflanzgut   | Seeds  | 98.1  | 90.1  | 90.1  | 91.2  | 61.8  | 61.8  | 61.8  | 61.8  | 66.5  | 66.5  | 66.5  | 66.5  | 66.5  |
| 2   | Nutz- und Zuchtvieh   | Animals for rearing and production                                   | 91.2  | 90.8  | 91.7  | 91.6  | 64.1  | 64.6  | 65.9  | 67.2  | 68.7  | 69.1  | 69.8  | 68.3  | 64.8  |
| 3   | Energie und Schmierstoffe   | Energy, lubricants   | 111.7 | 110.7 | 107.9 | 107.4 | 92.4  | 93.2  | 91.5  | 90.8  | 89.6  | 90.8  | 88.1  | 88.6  | 91.3  |
| 31  | Heizstoffe  | Fuels for heating  | 111.9 | 110.4 | 105.8 | 105.0 | 92.4  | 93.7  | 91.1  | 89.9  | 88.0  | 89.9  | 85.5  | 84.2  | 88.6  |
| 32  | Treibstoffe   | Motor fuels  | 111.9 | 110.4 | 105.8 | 105.0 | 92.4  | 93.7  | 91.1  | 89.9  | 88.0  | 89.9  | 85.5  | 84.2  | 88.6  |
| 33  | Elektrischer Strom  | Electricity  | 110.2 | 110.2 | 110.2 | 110.2 | 91.3  | 91.3  | 91.3  | 91.3  | 91.3  | 91.3  | 91.3  | 94.9  | 94.9  |
| 34  | Schmierstoffe   | Lubricants   | 135.2 | 135.2 | 136.9 | 136.9 | 115.0 | 115.0 | 114.5 | 114.5 | 114.6 | 114.6 | 114.6 | 114.6 | 112.7 |
| 4   | Dünge- und Bodenverbesserungsmittel                                       | Fertilizers, soil improvers  | 93.0  | 94.0  | 94.7  | 95.5  | 97.6  | 97.6  | 97.6  | 97.6  | 99.7  | 99.7  | 99.7  | 91.3  | 92.4  |
| 41  | Einnährstoffdünger  | Straight fertilizers   | 88.3  | 89.3  | 90.3  | 91.3  | 92.3  | 92.3  | 92.3  | 92.3  | 96.3  | 96.3  | 96.3  | 87.3  | 89.3  |
| 411 | Stickstoffdünger  | Nitrogenous fertilizers  | 88.3  | 89.3  | 90.3  | 91.3  | 92.3  | 92.3  | 92.3  | 92.3  | 96.3  | 96.3  | 96.3  | 87.3  | 89.3  |
| 412 | Phosphatdünger  | Phosphatic fertilizers   | -     | -     | -     | -     | -     | -     | -     | -     | -     | -     | -     | -     | -     |
| 413 | Kalidünger  | Potassic fertilizers   | -     | -     | -     | -     | -     | -     | -     | -     | -     | -     | -     | -     | -     |
| 42  | Mehrnährstoffdünger   | Compound fertilizers   | 91.5  | 92.6  | 93.3  | 94.2  | 96.6  | 96.6  | 96.6  | 96.6  | 98.9  | 98.9  | 98.9  | 89.6  | 90.7  |
| 421 | NP-Dünger   | NP fertilizers   | -     | -     | -     | -     | -     | -     | -     | -     | -     | -     | -     | -     | -     |
| 422 | PK-Dünger   | PK fertilizers   | -     | -     | -     | -     | -     | -     | -     | -     | -     | -     | -     | -     | -     |
| 423 | NPK-Dünger  | NPK fertilizers  | 91.5  | 92.6  | 93.3  | 94.2  | 96.6  | 96.6  | 96.6  | 96.6  | 98.9  | 98.9  | 98.9  | 89.6  | 90.7  |
| 43  | Sonstige Dünge- und Bodenverbesserungsmittel                              | Other fertilizers, soil improvers                                    | 109.0 | 109.0 | 109.0 | 109.0 | 109.0 | 109.0 | 109.0 | 109.0 | 109.0 | 109.0 | 109.0 | 109.0 | 109.0 |
| 5   | Pflanzenschutzmittel  | Plant protection products  | 124.4 | 124.4 | 124.4 | 114.1 | 92.6  | 92.6  | 92.6  | 92.6  | 92.6  | 92.6  | 92.6  | 92.6  | 92.6  |
| 51  | Fungizide   | Fungicides   | 141.0 | 141.0 | 141.0 | 129.1 | 107.6 | 107.6 | 107.6 | 107.6 | 107.6 | 107.6 | 107.6 | 107.6 | 107.6 |
| 52  | Insektizide   | Insecticides   | 126.3 | 126.3 | 126.3 | 111.7 | 93.0  | 93.0  | 93.0  | 93.0  | 93.0  | 93.0  | 93.0  | 93.0  | 93.0  |
| 53  | Herbizide   | Herbicides   | 121.5 | 121.5 | 121.5 | 111.6 | 90.0  | 90.0  | 90.0  | 90.0  | 90.0  | 90.0  | 90.0  | 90.0  | 90.0  |
| 54  | Sonstige  | Other  | -     | -     | -     | -     | -     | -     | -     | -     | -     | -     | -     | -     | -     |
| 6   | Futtermittel  | Animal feedingstuffs   | 97.2  | 95.3  | 95.4  | 95.4  | 72.0  | 70.7  | 69.9  | 69.7  | 70.4  | 70.0  | 70.1  | 68.7  | 67.7  |
| 61  | Einzel Futtermittel   | Straight feedingstuffs   | 103.0 | 105.2 | 108.2 | 108.2 | 109.2 | 109.2 | 109.2 | 109.8 | 115.7 | 116.1 | 118.2 | 118.2 | 118.2 |
| 611 | Getreide und Mühlennachprodukte   | Cereals and milling by-products                                      | -     | -     | -     | -     | -     | -     | -     | -     | -     | -     | -     | -     | -     |
| 612 | Ölkuchen bzw. -schrot   | Oil-cakes  | -     | -     | -     | -     | -     | -     | -     | -     | -     | -     | -     | -     | -     |
| 613 | Futtermittel tierischer Herkunft  | Products of animal origin  | -     | -     | -     | -     | -     | -     | -     | -     | -     | -     | -     | -     | -     |
| 614 | Sonstige Einzel Futtermittel  | Other  | 103.0 | 105.2 | 108.2 | 108.2 | 109.2 | 109.2 | 109.2 | 109.8 | 115.7 | 116.1 | 118.2 | 118.2 | 118.2 |
| 62  | Mischfuttermittel   | Compound feedingstuffs   | 96.9  | 94.8  | 94.8  | 94.8  | 70.3  | 69.0  | 68.1  | 67.8  | 68.3  | 67.9  | 67.9  | 66.5  | 65.4  |
| 621 | für Kälber  | for calves   | 103.6 | 92.3  | 92.3  | 92.3  | 60.8  | 59.2  | 59.2  | 59.2  | 59.6  | 59.6  | 59.6  | 58.1  | 56.5  |
| 622 | für Rinder (ohne Kälber)  | for cattle (excluding calves)  | 96.7  | 96.8  | 96.8  | 96.8  | 69.8  | 69.2  | 68.1  | 67.5  | 68.1  | 68.1  | 68.1  | 66.0  | 63.8  |
| 623 | für Schweine  | for pigs   | 95.3  | 93.1  | 93.1  | 93.1  | 73.4  | 71.3  | 70.2  | 70.0  | 70.4  | 69.4  | 69.4  | 67.9  | 67.3  |
| 624 | für Geflügel  | for poultry  | 98.6  | 95.6  | 95.5  | 95.5  | 62.0  | 60.9  | 60.2  | 60.4  | 60.4  | 60.4  | 59.6  | 59.6  | 59.1  |
| 625 | Sonstige  | Other  | 96.0  | 96.0  | 96.0  | 96.0  | 91.8  | 91.3  | 91.3  | 92.8  | 92.8  | 92.8  | 92.8  | 92.8  | 92.8  |
| 7   | Material und Kleinwerkzeug  | Material and small tools   | 112.7 | 113.3 | 112.8 | 112.8 | 93.3  | 93.9  | 94.9  | 95.5  | 95.9  | 95.9  | 96.5  | 96.5  | 96.8  |
| 8   | Instandhaltung und Reparatur von Maschinen                                | Maintenance and repair of plant                                      | 114.7 | 115.5 | 115.5 | 115.5 | 95.0  | 95.0  | 95.0  | 94.8  | 95.3  | 95.3  | 95.3  | 95.3  | 95.7  |
| 9   | Instandhaltung und Reparatur von Wirtschaftsgebäuden und sonstigen Bauten | Maintenance and repair of agricultural buildings and other buildings | 102.8 | 103.0 | 103.1 | 103.2 | 93.4  | 93.8  | 93.9  | 94.1  | 94.0  | 94.0  | 94.0  | 94.1  | 94.0  |
| 10  | Veterinärleistungen   | Veterinary services  | 131.6 | 131.6 | 131.6 | 131.6 | 107.9 | 107.9 | 107.9 | 107.9 | 107.9 | 107.9 | 107.9 | 107.9 | 107.9 |
| 11  | Allgemeine Wirtschaftsausgaben  | General expenses   | 110.3 | 110.3 | 110.3 | 110.3 | 90.2  | 90.6  | 90.6  | 91.0  | 91.3  | 91.2  | 90.9  | 89.2  | 89.4  |

## NOMINALE PREISINDIZES / NOMINAL PRICE INDICES / INDICES DES PRIX NOMINAUX

1990 = 100 (ohne MwSt / excluding VAT / TVA exclue)

|      |   |  | SUOMI/FINLAND   |       |       |       |       |       |       |       |       |       |       |       |       |
|------|---|--|---|-------|-------|-------|-------|-------|-------|-------|-------|-------|-------|-------|-------|
|      |   |  | 1994  | 1994  | 1994  | 1994  | 1995  | 1995  | 1995  | 1995  | 1995  | 1995  | 1995  | 1995  | 1995  |
|      |   |  | sep   | oct   | nov   | dec   | jan   | feb   | mar   | apr   | mai   | jun   | jul   | aug   | sep   |
| 02   | WAREN UND DIENSTLEISTUNGEN<br>LANDWIRTSCHAFTLICHER<br>INVESTITIONEN | GOODS AND SERVICES<br>CONTRIBUTING TO AGRICULTURAL<br>INVESTMENT | BIENS ET SERVICES CONCOURANT<br>AUX INVESTISSEMENTS DE<br>L'AGRICULTURE | 108.7 | 110.4 | 110.4 | 110.4 | 93.1  | 93.1  | 93.1  | 93.1  | 92.8  | 92.7  | 92.6  | 92.6  |
| 12   | Maschinen und andere Ausrüstungsgüter                               | Machinery and other equipment                                    | Machines et autres biens d'équipement                                   | 111.5 | 113.7 | 113.7 | 113.7 | 93.7  | 93.7  | 93.7  | 93.7  | 93.5  | 93.5  | 93.5  | 93.5  |
| 121  | Einachsschlepper und andere einachsige<br>Motorgeräte               | Rotovator and other 2-wheel equipment                            | Motoculteurs et autre matériel à 2 roues                                | -     | -     | -     | -     | -     | -     | -     | -     | -     | -     | -     | -     |
| 122  | Maschinen und Geräte für Kulturen                                   | Machinery and plant for cultivating                              | Machines et matériel pour la culture                                    | 126.3 | 127.6 | 127.6 | 127.6 | 106.7 | 106.7 | 106.7 | 106.7 | 106.7 | 106.7 | 106.7 | 106.7 |
| 123  | Maschinen und Geräte für die Ernte                                  | Machinery and plant for harvesting                               | Machines et matériel pour la récolte                                    | 103.8 | 110.2 | 110.2 | 110.2 | 89.1  | 89.1  | 89.1  | 89.1  | 89.1  | 89.1  | 89.1  | 89.1  |
| 124  | Maschinen und Einrichtungen   | Farm machinery and installations                                 | Machines et installations agricoles                                     | 113.7 | 112.1 | 112.1 | 112.1 | 91.2  | 91.2  | 91.2  | 91.2  | 89.7  | 89.7  | 89.7  | 89.7  |
| 1241 | für die pflanzliche Erzeugung                                       | for crop production  | pour la production végétale   | -     | -     | -     | -     | -     | -     | -     | -     | -     | -     | -     | -     |
| 1242 | für die tierische Erzeugung   | for animal production  | pour la production animale  | 113.7 | 112.1 | 112.1 | 112.1 | 91.2  | 91.2  | 91.2  | 91.2  | 89.7  | 89.7  | 89.7  | 89.7  |
| 1243 | Sonstige  | Other  | Autres  | -     | -     | -     | -     | -     | -     | -     | -     | -     | -     | -     | -     |
| 125  | Ackerschlepper  | Tractors   | Tracteurs   | 106.5 | 107.8 | 107.8 | 107.8 | 88.9  | 88.9  | 88.9  | 88.9  | 88.9  | 88.9  | 88.9  | 88.9  |
| 126  | Sonstige Fahrzeuge  | Other vehicles   | Autres véhicules  | 114.0 | 120.2 | 120.2 | 120.2 | 99.1  | 99.1  | 99.1  | 99.1  | 97.8  | 97.8  | 97.8  | 97.8  |
| 13   | Bauten  | Buildings  | Ouvrages  | 101.8 | 102.2 | 102.4 | 102.3 | 91.4  | 91.6  | 91.4  | 91.4  | 90.9  | 90.6  | 90.4  | 90.4  |
| 131  | Wirtschaftsgebäude  | Farm buildings   | Bâtiments d'exploitation  | 101.8 | 102.2 | 102.4 | 102.3 | 91.4  | 91.6  | 91.4  | 91.4  | 90.9  | 90.6  | 90.4  | 90.4  |
| 132  | Tiefbau- und<br>Bodenverbesserungsarbeiten                          | Engineering and soil improvement<br>operations                   | Ouvrages de génie civil et amélioration<br>des terres                   | 101.9 | 102.2 | 102.1 | 102.3 | 92.0  | 92.5  | 92.6  | 92.3  | 92.2  | 92.2  | 91.9  | 91.9  |

## NOMINALE PREISINDIZES / NOMINAL PRICE INDICES / INDICES DES PRIX NOMINAUX

1990 = 100 (ohne MwSt / excluding VAT / TVA exclue)

## SVERIGE

|     |   |  | 1994  | 1994  | 1994  | 1994  | 1994  | 1995  | 1995  | 1995  | 1995  | 1995  | 1995  | 1995  | 1995  | 1995 |
|-----|---|--|-------|-------|-------|-------|-------|-------|-------|-------|-------|-------|-------|-------|-------|------|
|     |   |  | sep   | oct   | nov   | dec   | jan   | feb   | mar   | apr   | mai   | jun   | jul   | aug   | sep   |      |
| 00  | INSGESAMT (01 + 02)   | TOTAL (01 + 02)  | 108.4 | 109.1 | 110.4 | 110.9 | 112.2 | 112.5 | 113.2 | 114.2 | 114.7 | 115.3 | 107.0 | 107.1 | 107.1 |      |
| 01  | WAREN UND DIENSTLEISTUNGEN DES LAUFENDEN LANDWIRTSCHAFTLICHEN VERBRAUCHS  | GOODS AND SERVICES CURRENTLY CONSUMED IN AGRICULTURE                 | 104.8 | 105.5 | 106.9 | 107.4 | 108.9 | 109.2 | 109.8 | 110.6 | 111.1 | 111.8 | 100.8 | 100.9 | 100.8 |      |
|     |   |  |       |       |       |       |       |       |       |       |       |       |       |       |       |      |
| 1   | Saat- und Pflanzgut   | Seeds  | 92.6  | 92.6  | 92.6  | 92.6  | 90.3  | 84.8  | 87.0  | 87.0  | 87.0  | 87.0  | 87.0  | 88.5  | 88.5  |      |
| 2   | Nutz- und Zuchtvieh   | Animals for rearing and production                                   | -     | -     | -     | -     | -     | -     | -     | -     | -     | -     | -     | -     | -     |      |
| 3   | Energie und Schmierstoffe   | Energy, lubricants   | 119.9 | 121.1 | 121.0 | 121.1 | 124.6 | 124.3 | 123.9 | 124.7 | 126.3 | 126.2 | 125.5 | 124.6 | 126.1 |      |
| 31  | Heizstoffe  | Fuels for heating  | 108.6 | 110.6 | 110.3 | 110.5 | 110.8 | 109.8 | 108.9 | 110.6 | 114.2 | 114.0 | 112.5 | 110.4 | 113.8 |      |
| 32  | Treibstoffe   | Motor fuels  | 119.2 | 121.4 | 121.0 | 121.3 | 121.4 | 120.9 | 120.4 | 121.4 | 123.6 | 123.5 | 122.5 | 121.3 | 123.3 |      |
| 33  | Elektrischer Strom  | Electricity  | 126.9 | 126.9 | 126.9 | 127.1 | 136.0 | 136.0 | 136.0 | 136.0 | 136.0 | 136.0 | 136.0 | 136.0 | 136.0 |      |
| 34  | Schmierstoffe   | Lubricants   | -     | -     | -     | -     | -     | -     | -     | -     | -     | -     | -     | -     | -     |      |
| 4   | Dünge- und Bodenverbesserungsmittel                                       | Fertilizers, soil improvers  | 81.9  | 85.2  | 95.2  | 98.6  | 101.2 | 103.8 | 106.2 | 109.1 | 110.2 | 110.4 | 107.7 | 107.8 | 109.3 |      |
| 41  | Einnährstoffdünger  | Straight fertilizers   | 88.7  | 92.3  | 103.2 | 106.9 | 109.8 | 110.6 | 113.0 | 116.7 | 117.7 | 118.0 | 115.7 | 115.8 | 116.5 |      |
| 411 | Stickstoffdünger  | Nitrogenous fertilizers  | -     | -     | -     | -     | -     | -     | -     | -     | -     | -     | -     | -     | -     |      |
| 412 | Phosphatdünger  | Phosphatic fertilizers   | 88.7  | 92.3  | 103.2 | 106.9 | 109.6 | 110.6 | 113.0 | 116.7 | 117.7 | 118.0 | 115.7 | 115.8 | 116.5 |      |
| 413 | Kalidünger  | Potassic fertilizers   | -     | -     | -     | -     | -     | -     | -     | -     | -     | -     | -     | -     | -     |      |
| 42  | Mehrnährstoffdünger   | Compound fertilizers   | 73.4  | 76.3  | 85.3  | 88.4  | 91.1  | 95.4  | 97.8  | 100.1 | 101.2 | 101.4 | 98.1  | 98.2  | 98.5  |      |
| 421 | NP-Dünger   | NP fertilizers   | -     | -     | -     | -     | -     | -     | -     | -     | -     | -     | -     | -     | -     |      |
| 422 | PK-Dünger   | PK fertilizers   | -     | -     | -     | -     | -     | -     | -     | -     | -     | -     | -     | -     | -     |      |
| 423 | NPK-Dünger  | NPK fertilizers  | -     | -     | -     | -     | -     | -     | -     | -     | -     | -     | -     | -     | -     |      |
| 43  | Sonstige Dünge- und Bodenverbesserungsmittel                              | Other fertilizers, soil improvers                                    | 106.4 | 110.7 | 123.7 | 128.2 | 128.2 | 128.2 | 128.2 | 129.5 | 129.5 | 129.5 | 129.5 | 129.5 | 129.5 |      |
| 5   | Pflanzenschutzmittel  | Plant protection products  | 100.1 | 100.1 | 100.1 | 100.1 | 100.4 | 100.4 | 105.8 | 105.3 | 105.3 | 105.4 | 105.4 | 105.4 | 105.4 |      |
| 51  | Fungizide   | Fungicides   | 102.1 | 102.1 | 102.1 | 102.1 | 102.8 | 102.8 | 105.7 | 105.1 | 105.1 | 105.1 | 105.1 | 105.1 | 105.1 |      |
| 52  | Insektizide   | Insecticides   | 152.2 | 152.2 | 152.2 | 152.2 | 155.0 | 155.0 | 155.4 | 152.7 | 152.7 | 152.7 | 152.7 | 152.7 | 152.7 |      |
| 53  | Herbizide   | Herbicides   | 96.3  | 96.3  | 96.3  | 96.3  | 96.4  | 96.4  | 102.7 | 102.4 | 102.4 | 102.4 | 102.4 | 102.4 | 102.4 |      |
| 54  | Sonstige  | Other  | -     | -     | -     | -     | -     | -     | -     | -     | -     | -     | -     | -     | -     |      |
| 6   | Futtermittel  | Animal feedingstuffs   | 89.2  | 89.1  | 88.9  | 88.8  | 88.8  | 89.4  | 89.8  | 90.2  | 90.6  | 91.1  | 51.5  | 51.7  | 50.4  |      |
| 61  | Einzeluttermittel   | Straight feedingstuffs   | 101.2 | 101.0 | 100.2 | 100.4 | 99.7  | 101.2 | 101.5 | 102.5 | 104.1 | 105.2 | 105.6 | 105.9 | 104.4 |      |
| 611 | Getreide und Mühlennachprodukte   | Cereals and milling by-products                                      | -     | -     | -     | -     | -     | -     | -     | -     | -     | -     | -     | -     | -     |      |
| 612 | Ölkuchen bzw. -schrot   | Oil-cakes  | -     | -     | -     | -     | -     | -     | -     | -     | -     | -     | -     | -     | -     |      |
| 613 | Futtermittel tierischer Herkunft  | Products of animal origin  | -     | -     | -     | -     | -     | -     | -     | -     | -     | -     | -     | -     | -     |      |
| 614 | Sonstige Einzeluttermittel  | Other  | -     | -     | -     | -     | -     | -     | -     | -     | -     | -     | -     | -     | -     |      |
| 62  | Mischfuttermittel   | Compound feedingstuffs   | 88.0  | 87.9  | 87.8  | 87.6  | 87.7  | 88.2  | 88.6  | 88.9  | 89.2  | 89.6  | 45.9  | 46.1  | 44.8  |      |
| 621 | für Kälber  | for calves   | -     | -     | -     | -     | -     | -     | -     | -     | -     | -     | -     | -     | -     |      |
| 622 | für Rinder (ohne Kälber)  | for cattle (excluding calves)  | 90.3  | 90.3  | 90.3  | 90.3  | 90.3  | 90.3  | 90.3  | 90.3  | 90.3  | 90.3  | -     | -     | -     |      |
| 623 | für Schweine  | for pigs   | 83.9  | 83.7  | 83.9  | 83.2  | 83.2  | 83.8  | 84.6  | 85.0  | 85.7  | 86.1  | 90.9  | 91.4  | 88.0  |      |
| 624 | für Geflügel  | for poultry  | 88.0  | 87.8  | 87.1  | 87.3  | 87.9  | 89.1  | 90.3  | 91.2  | 91.6  | 93.0  | 93.4  | 94.1  | 92.2  |      |
| 625 | Sonstige  | Other  | -     | -     | -     | -     | -     | -     | -     | -     | -     | -     | -     | -     | -     |      |
| 7   | Material und Kleinwerkzeug  | Material and small tools   | -     | -     | -     | -     | -     | -     | -     | -     | -     | -     | -     | -     | -     |      |
| 8   | Instandhaltung und Reparatur von Maschinen                                | Maintenance and repair of plant                                      | 127.3 | 127.6 | 127.6 | 127.6 | 131.2 | 131.4 | 131.4 | 131.4 | 132.3 | 134.2 | 132.8 | 132.8 | 132.8 |      |
| 9   | Instandhaltung und Reparatur von Wirtschaftsgebäuden und sonstigen Bauten | Maintenance and repair of agricultural buildings and other buildings | 111.1 | 111.5 | 112.2 | 112.9 | 113.9 | 114.0 | 114.4 | 116.0 | 116.4 | 117.1 | 118.1 | 118.0 | 118.4 |      |
| 10  | Veterinärleistungen   | Veterinary services  | 130.5 | 130.5 | 130.7 | 130.7 | 130.0 | 130.2 | 130.3 | 130.4 | 130.7 | 130.8 | 145.4 | 145.4 | 145.5 |      |
| 11  | Allgemeine Wirtschaftsausgaben  | General expenses   | 115.2 | 115.5 | 116.2 | 116.1 | 117.6 | 118.2 | 118.0 | 118.4 | 118.0 | 117.9 | 119.1 | 119.1 | 119.2 |      |



## NOMINALE PREISINDIZES / NOMINAL PRICE INDICES / INDICES DES PRIX NOMINAUX

1990 = 100 (ohne MwSt / excluding VAT / TVA exclue)

|      |   |  |   | SVERIGE |       |       |       |       |       |       |       |       |       |       |       |       |
|------|---|--|---|---------|-------|-------|-------|-------|-------|-------|-------|-------|-------|-------|-------|-------|
|      |   |  |   | 1994    | oct   | nov   | dec   | 1995  | feb   | mar   | apr   | mai   | jun   | jul   | aug   | sep   |
|      |   |  |   | sep     |       |       |       | jan   |       |       |       |       |       |       |       |       |
| 02   | WAREN UND DIENSTLEISTUNGEN<br>LANDWIRTSCHAFTLICHER<br>INVESTITIONEN | GOODS AND SERVICES<br>CONTRIBUTING TO AGRICULTURAL<br>INVESTMENT | BIENS ET SERVICES CONCOURANT<br>AUX INVESTISSEMENTS DE<br>L'AGRICULTURE | 120.1   | 121.1 | 122.0 | 122.6 | 123.4 | 123.5 | 124.3 | 126.3 | 126.5 | 127.5 | 127.7 | 127.8 | 127.9 |
| 12   | Maschinen und andere Ausrüstungsgüter                               | Machinery and other equipment                                    | Machines et autres biens d'équipement                                   | 122.2   | 123.3 | 124.2 | 124.8 | 125.5 | 125.6 | 126.3 | 128.4 | 128.6 | 129.7 | 129.8 | 129.9 | 130.0 |
| 121  | Einachsschlepper und andere einachsige<br>Motorgeräte               | Rotovator and other 2-wheel equipment                            | Motoculteurs et autre matériel à 2 roues                                | -       | -     | -     | -     | -     | -     | -     | -     | -     | -     | -     | -     | -     |
| 122  | Maschinen und Geräte für Kulturen                                   | Machinery and plant for cultivating                              | Machines et matériel pour la culture                                    | 117.1   | 118.1 | 118.8 | 119.6 | 119.7 | 119.7 | 123.6 | 125.8 | 129.9 | 130.0 | 131.7 | 131.8 | 131.8 |
| 123  | Maschinen und Geräte für die Ernte                                  | Machinery and plant for harvesting                               | Machines et matériel pour la récolte                                    | 142.6   | 143.9 | 144.7 | 145.6 | 145.6 | 145.6 | 145.6 | 153.5 | 153.5 | 153.5 | 153.5 | 153.5 | 153.5 |
| 124  | Maschinen und Einrichtungen   | Farm machinery and installations                                 | Machines et installations agricoles                                     | 118.0   | 119.0 | 120.2 | 120.5 | 120.9 | 121.2 | 121.7 | 123.0 | 123.0 | 123.7 | 123.8 | 124.0 | 124.2 |
| 1241 | für die pflanzliche Erzeugung                                       | for crop production  | pour la production végétale   | 123.2   | 124.3 | 125.0 | 125.8 | 127.5 | 127.5 | 127.5 | 132.0 | 132.0 | 132.2 | 133.1 | 133.1 | 133.1 |
| 1242 | für die tierische Erzeugung   | for animal production  | pour la production animale  | 116.1   | 117.1 | 118.8 | 118.6 | 118.5 | 119.0 | 120.0 | 119.9 | 120.0 | 120.2 | 120.2 | 120.2 | 120.6 |
| 1243 | Sonstige  | Other  | Autres  | 117.6   | 118.6 | 119.3 | 120.1 | 120.5 | 120.5 | 120.5 | 121.9 | 121.9 | 123.6 | 123.6 | 124.2 | 124.2 |
| 125  | Ackerschlepper  | Tractors   | Tracteurs   | 117.6   | 118.7 | 119.3 | 120.1 | 121.7 | 121.7 | 122.3 | 122.3 | 122.3 | 124.6 | 124.6 | 124.6 | 124.6 |
| 126  | Sonstige Fahrzeuge  | Other vehicles   | Autres véhicules  | -       | -     | -     | -     | -     | -     | -     | -     | -     | -     | -     | -     | -     |
| 13   | Bauten  | Buildings  | Ouvrages  | 110.7   | 111.2 | 111.9 | 112.6 | 113.7 | 113.8 | 115.0 | 116.7 | 117.1 | 117.6 | 118.2 | 118.2 | 118.5 |
| 131  | Wirtschaftsgebäude  | Farm buildings   | Bâtiments d'exploitation  | 112.2   | 112.7 | 113.4 | 114.1 | 115.8 | 115.9 | 117.7 | 117.7 | 118.3 | 119.1 | 120.0 | 119.9 | 120.3 |
| 132  | Tiefbau- und<br>Bodenverbesserungsarbeiten                          | Engineering and soil improvement<br>operations                   | Ouvrages de génie civil et amélioration<br>des terres                   | 107.6   | 108.0 | 108.7 | 109.4 | 109.4 | 109.4 | 109.4 | 114.5 | 114.5 | 114.5 | 114.5 | 114.5 | 114.5 |

## NOMINALE PREISINDIZES / NOMINAL PRICE INDICES / INDICES DES PRIX NOMINAUX

1990 = 100 (ohne MwSt / excluding VAT / TVA exclue)

## UNITED KINGDOM

|     |   |  | 1994  |       |       |       | 1995  |       |       |       |       |       |       |       |       |       |
|-----|---|--|---|-------|-------|-------|-------|-------|-------|-------|-------|-------|-------|-------|-------|-------|
|     |   |  | sep   | oct   | nov   | dec   | jan   | feb   | mar   | apr   | mai   | jun   | jul   | aug   | sep   |       |
| 00  | INSGESAMT (01 + 02)   | TOTAL (01 + 02)  | TOTAL (01 + 02)   | 112.6 | 112.7 | 112.9 | 113.0 | 114.3 | 114.6 | 115.0 | 115.3 | 115.5 | 115.9 | 116.0 | 115.9 | 116.1 |
| 01  | WAREN UND DIENSTLEISTUNGEN DES LAUFENDEN LANDWIRTSCHAFTLICHEN VERBRAUCHS  | GOODS AND SERVICES CURRENTLY CONSUMED IN AGRICULTURE                 | BIENS ET SERVICES DE CONSOMMATION COURANTE DE L'AGRICULTURE             | 111.8 | 111.9 | 112.0 | 112.1 | 113.5 | 113.8 | 114.1 | 114.4 | 114.6 | 114.9 | 115.0 | 114.8 | 115.1 |
| 1   | Saat- und Pflanzgut   | Seeds  | Semences et plants  | 108.9 | 111.8 | 115.1 | 116.8 | 116.7 | 116.6 | 118.3 | 124.6 | 127.1 | 127.1 | 127.1 | 120.7 | 121.2 |
| 2   | Nutz- und Zuchtvieh   | Animals for rearing and production                                   | Animaux d'élevage et de rente   | 125.0 | 125.0 | 125.0 | 125.0 | 125.0 | 125.0 | 125.0 | 125.0 | 125.0 | 125.0 | 125.0 | 125.0 | 125.0 |
| 3   | Energie und Schmierstoffe   | Energy, lubricants   | Energie et lubrifiants  | 109.3 | 108.5 | 107.8 | 109.9 | 110.5 | 110.5 | 111.6 | 112.2 | 112.1 | 112.3 | 112.1 | 111.7 | 111.1 |
| 31  | Heizstoffe  | Fuels for heating  | Combustibles  | 88.2  | 87.7  | 88.5  | 90.3  | 89.9  | 90.5  | 93.4  | 92.2  | 93.2  | 93.2  | 93.1  | 93.1  | 93.1  |
| 32  | Treibstoffe   | Motor fuels  | Carburants  | 124.6 | 123.2 | 121.5 | 126.3 | 128.3 | 127.8 | 128.3 | 131.8 | 130.7 | 131.5 | 131.6 | 130.5 | 128.4 |
| 33  | Elektrischer Strom  | Electricity  | Electricité   | 112.4 | 111.2 | 111.2 | 111.2 | 111.2 | 111.2 | 111.2 | 111.2 | 111.2 | 111.2 | 111.2 | 111.2 | 111.2 |
| 34  | Schmierstoffe   | Lubricants   | Lubrifiants   | 116.8 | 119.9 | 113.2 | 115.4 | 116.4 | 116.3 | 117.1 | 115.1 | 114.6 | 114.3 | 109.5 | 109.8 | 110.2 |
| 4   | Dünge- und Bodenverbesserungsmittel                                       | Fertilizers, soil improvers  | Engrais et amendements  | 93.5  | 93.8  | 94.4  | 94.6  | 100.3 | 100.3 | 100.8 | 100.5 | 100.5 | 100.6 | 100.6 | 100.7 | 100.8 |
| 41  | Einnährstoffdünger  | Straight fertilizers   | Engrais simples   | 89.8  | 90.4  | 91.2  | 91.5  | 95.4  | 95.4  | 96.4  | 96.5  | 96.5  | 96.6  | 96.8  | 96.8  | 96.8  |
| 411 | Stickstoffdünger  | Nitrogenous fertilizers  | Engrais azotés  | 89.7  | 90.0  | 90.8  | 91.2  | 95.0  | 95.0  | 96.1  | 96.1  | 96.1  | 96.1  | 96.1  | 96.1  | 96.1  |
| 412 | Phosphatdünger  | Phosphatic fertilizers   | Engrais phosphatés  | 91.5  | 96.8  | 97.4  | 97.4  | 102.1 | 102.1 | 103.8 | 103.8 | 103.8 | 104.6 | 108.4 | 108.6 | 108.6 |
| 413 | Kalidünger  | Potassic fertilizers   | Engrais potassiques   | -     | -     | -     | -     | -     | -     | -     | -     | -     | -     | -     | -     | -     |
| 42  | Mehrnährstoffdünger   | Compound fertilizers   | Engrais composés  | 94.7  | 94.8  | 95.4  | 95.4  | 103.0 | 103.0 | 103.0 | 102.6 | 102.5 | 102.5 | 102.5 | 102.5 | 102.5 |
| 421 | NP-Dünger   | NP fertilizers   | Engrais NP  | -     | -     | -     | -     | -     | -     | -     | -     | -     | -     | -     | -     | -     |
| 422 | PK-Dünger   | PK fertilizers   | Engrais PK  | -     | -     | -     | -     | -     | -     | -     | -     | -     | -     | -     | -     | -     |
| 423 | NPK-Dünger  | NPK fertilizers  | Engrais NPK   | 94.7  | 94.8  | 95.4  | 95.4  | 103.0 | 103.0 | 103.0 | 102.5 | 102.5 | 102.5 | 102.5 | 102.5 | 102.5 |
| 43  | Sonstige Dünge- und Bodenverbesserungsmittel                              | Other fertilizers, soil improvers                                    | Autres engrais et amendements   | 111.5 | 111.6 | 111.6 | 111.7 | 111.7 | 111.7 | 112.3 | 112.3 | 112.3 | 112.3 | 112.3 | 112.3 | 115.7 |
| 5   | Pflanzenschutzmittel  | Plant protection products  | Produits de protection des cultures                                     | 120.9 | 121.7 | 121.9 | 120.4 | 118.6 | 118.7 | 118.7 | 116.9 | 117.0 | 116.2 | 116.6 | 117.6 | 117.6 |
| 51  | Fungizide   | Fungicides   | Fongicides  | :     | :     | :     | :     | :     | :     | :     | :     | :     | :     | :     | :     | :     |
| 52  | Insektizide   | Insecticides   | Insecticides  | :     | :     | :     | :     | :     | :     | :     | :     | :     | :     | :     | :     | :     |
| 53  | Herbizide   | Herbicides   | Herbicides  | :     | :     | :     | :     | :     | :     | :     | :     | :     | :     | :     | :     | :     |
| 54  | Sonstige  | Other  | Autres  | :     | :     | :     | :     | :     | :     | :     | :     | :     | :     | :     | :     | :     |
| 6   | Futtermittel  | Animal feedingstuffs   | Aliments des animaux  | 107.9 | 107.3 | 106.8 | 106.5 | 108.6 | 108.8 | 108.8 | 108.4 | 109.0 | 109.4 | 109.6 | 109.5 | 109.9 |
| 61  | Einzel Futtermittel   | Straight feedingstuffs   | Aliments simples  | 109.8 | 108.1 | 106.4 | 106.3 | 106.8 | 107.6 | 107.6 | 107.6 | 108.5 | 110.1 | 110.1 | 108.6 | 110.4 |
| 611 | Getreide und Mühlennachprodukte   | Cereals and milling by-products                                      | Céréales et sous-produits de meunerie                                   | 110.6 | 112.3 | 111.2 | 111.1 | 111.7 | 112.4 | 112.4 | 112.4 | 112.7 | 115.6 | 115.6 | 113.5 | 114.3 |
| 612 | Ölkuchen bzw. -schrot   | Oil-cakes  | Tourteaux   | 109.7 | 109.1 | 105.1 | 104.9 | 105.1 | 105.3 | 105.3 | 105.3 | 107.7 | 107.3 | 107.3 | 105.2 | 108.7 |
| 613 | Futtermittel tierischer Herkunft  | Products of animal origin  | Produits d'origine animale  | 99.3  | 99.3  | 100.1 | 102.2 | 101.4 | 102.1 | 102.1 | 102.1 | 102.7 | 104.1 | 104.1 | 106.2 | 113.0 |
| 614 | Sonstige Einzel Futtermittel  | Other  | Autres  | 112.0 | 94.1  | 94.1  | 93.4  | 94.8  | 97.5  | 97.5  | 97.5  | 97.5  | 98.9  | 98.9  | 98.9  | 98.9  |
| 62  | Mischfuttermittel   | Compound feedingstuffs   | Aliments composés   | 107.1 | 107.0 | 107.0 | 106.6 | 109.3 | 109.3 | 109.3 | 108.7 | 109.2 | 109.2 | 109.3 | 109.9 | 109.8 |
| 621 | für Kälber  | for calves   | pour veaux  | 113.1 | 113.3 | 113.4 | 113.5 | 112.5 | 112.4 | 112.6 | 115.1 | 115.6 | 115.6 | 115.1 | 116.0 | 115.9 |
| 622 | für Rinder (ohne Kälber)  | for cattle (excluding calves)  | pour bovins (autres que veaux)  | 105.4 | 105.3 | 105.3 | 105.4 | 108.0 | 108.0 | 108.1 | 105.8 | 106.4 | 106.3 | 106.2 | 106.7 | 106.6 |
| 623 | für Schweine  | for pigs   | pour porcins  | 108.9 | 108.6 | 108.6 | 108.0 | 112.1 | 112.1 | 112.1 | 112.6 | 112.9 | 112.9 | 113.1 | 113.2 | 113.1 |
| 624 | für Geflügel  | for poultry  | pour volailles  | 106.0 | 105.8 | 105.8 | 104.8 | 107.2 | 107.3 | 107.2 | 107.3 | 107.7 | 107.8 | 108.3 | 109.1 | 109.0 |
| 625 | Sonstige  | Other  | Autres  | 112.3 | 112.9 | 112.9 | 114.4 | 115.6 | 115.6 | 115.6 | 113.9 | 113.9 | 113.9 | 113.7 | 114.0 | 113.7 |
| 7   | Material und Kleinwerkzeug  | Material and small tools   | Matériel et petit outillage   | 119.5 | 120.7 | 123.3 | 123.6 | 122.0 | 122.1 | 122.2 | 124.0 | 124.2 | 124.2 | 124.6 | 124.6 | 124.8 |
| 8   | Instandhaltung und Reparatur von Maschinen                                | Maintenance and repair of plant                                      | Entretien et réparation du matériel                                     | 129.2 | 130.2 | 130.2 | 130.1 | 129.7 | 130.3 | 130.3 | 130.8 | 131.2 | 131.6 | 131.6 | 132.6 | 133.2 |
| 9   | Instandhaltung und Reparatur von Wirtschaftsgebäuden und sonstigen Bauten | Maintenance and repair of agricultural buildings and other buildings | Entretien et réparation des bâtiments d'exploitation et autres ouvrages | 112.7 | 113.7 | 114.5 | 114.9 | 116.3 | 116.7 | 118.3 | 119.6 | 119.7 | 120.0 | 120.1 | 120.1 | 120.1 |
| 10  | Veterinärleistungen   | Veterinary services  | Services vétérinaires   | 117.3 | 114.4 | 114.4 | 114.4 | 121.2 | 121.2 | 121.2 | 121.2 | 121.2 | 121.2 | 121.2 | 121.2 | 121.2 |
| 11  | Allgemeine Wirtschaftsausgaben  | General expenses   | Frais généraux  | 122.7 | 122.7 | 122.5 | 123.0 | 123.0 | 123.8 | 124.3 | 125.2 | 122.6 | 124.6 | 124.1 | 124.1 | 124.1 |

## NOMINALE PREISINDIZES / NOMINAL PRICE INDICES / INDICES DES PRIX NOMINAUX

1990 = 100 (ohne MwSt / excluding VAT / TVA exclue)

|      |   |  | UNITED KINGDOM |       |       |       |       |       |       |       |       |       |       |       |       |
|------|---|--|----------------|-------|-------|-------|-------|-------|-------|-------|-------|-------|-------|-------|-------|
|      |   |  | 1994           | oct   | nov   | dec   | 1995  | feb   | mar   | apr   | mai   | jun   | jul   | aug   | sep   |
|      |   |  | sep            |       |       |       | jan   |       |       |       |       |       |       |       |       |
| 02   | WAREN UND DIENSTLEISTUNGEN<br>LANDWIRTSCHAFTLICHER<br>INVESTITIONEN | GOODS AND SERVICES<br>CONTRIBUTING TO AGRICULTURAL<br>INVESTMENT | 117.5          | 118.1 | 118.4 | 118.7 | 119.0 | 119.8 | 120.7 | 121.0 | 121.3 | 121.5 | 122.1 | 122.1 | 122.3 |
| 12   | Maschinen und andere Ausrüstungsgüter                               | Machinery and other equipment                                    | 117.8          | 117.8 | 117.8 | 118.0 | 117.9 | 118.7 | 119.4 | 119.4 | 119.4 | 119.5 | 120.3 | 120.3 | 120.3 |
| 121  | Einachsschlepper und andere einachsige<br>Motorgeräte               | Rotovator and other 2-wheel equipment                            | -              | -     | -     | -     | -     | -     | -     | -     | -     | -     | -     | -     | -     |
| 122  | Maschinen und Geräte für Kulturen                                   | Machinery and plant for cultivating                              | 121.8          | 122.2 | 122.3 | 122.3 | 122.5 | 123.0 | 123.1 | 123.1 | 123.1 | 123.1 | 123.2 | 123.2 | 123.3 |
| 123  | Maschinen und Geräte für die Ernte                                  | Machinery and plant for harvesting                               | 113.8          | 113.8 | 113.8 | 113.8 | 113.8 | 113.8 | 113.8 | 113.8 | 113.8 | 113.8 | 113.8 | 113.8 | 113.8 |
| 124  | Maschinen und Einrichtungen   | Farm machinery and installations                                 | 114.0          | 114.3 | 114.3 | 114.3 | 114.7 | 115.1 | 115.1 | 115.5 | 115.8 | 115.9 | 116.0 | 116.2 | 116.2 |
| 1241 | für die pflanzliche Erzeugung                                       | for crop production  | -              | -     | -     | -     | -     | -     | -     | -     | -     | -     | -     | -     | -     |
| 1242 | für die tierische Erzeugung   | for animal production  | -              | -     | -     | -     | -     | -     | -     | -     | -     | -     | -     | -     | -     |
| 1243 | Sonstige  | Other  | -              | -     | -     | -     | -     | -     | -     | -     | -     | -     | -     | -     | -     |
| 125  | Ackerschlepper  | Tractors   | 119.1          | 119.1 | 119.1 | 119.4 | 119.0 | 120.3 | 121.5 | 121.5 | 121.5 | 121.5 | 123.0 | 123.0 | 123.0 |
| 126  | Sonstige Fahrzeuge  | Other vehicles   | 118.8          | 118.7 | 118.6 | 118.8 | 118.8 | 119.9 | 121.1 | 121.2 | 121.2 | 121.4 | 122.5 | 122.6 | 122.6 |
| 13   | Bauten  | Buildings  | 117.3          | 118.4 | 119.0 | 119.4 | 120.2 | 121.0 | 122.1 | 122.6 | 123.1 | 123.6 | 123.9 | 124.0 | 124.4 |
| 131  | Wirtschaftsgebäude  | Farm buildings   | 115.9          | 116.8 | 117.3 | 117.7 | 118.8 | 119.1 | 119.8 | 121.4 | 121.5 | 121.6 | 121.8 | 121.9 | 122.0 |
| 132  | Tiefbau- und<br>Bodenverbesserungsarbeiten                          | Engineering and soil improvement<br>operations                   | 120.4          | 122.0 | 122.6 | 123.0 | 123.2 | 125.1 | 127.0 | 125.2 | 126.7 | 127.7 | 128.4 | 128.6 | 129.6 |

## NOMINALE PREISINDIZES / NOMINAL PRICE INDICES / INDICES DES PRIX NOMINAUX

1990 = 100 (ohne MwSt / excluding VAT / TVA exclue)

EUR 15

|     |   |  | 1994  |       |       |       | 1995  |       |       |       |       |       |       |       |       |       |
|-----|---|--|---|-------|-------|-------|-------|-------|-------|-------|-------|-------|-------|-------|-------|-------|
|     |   |  | sep   | oct   | nov   | dec   | jan   | feb   | mar   | apr   | mai   | jun   | jul   | aug   | sep   |       |
| 00  | INSGESAMT (01 + 02)   | TOTAL (01 + 02)  | TOTAL (01 + 02)   | 109.5 | 109.3 | 109.5 | 109.8 | 110.5 | 111.6 | 112.0 | 112.5 | 112.3 | 112.2 | 112.6 | 112.5 | 112.7 |
| 01  | WAREN UND DIENSTLEISTUNGEN DES LAUFENDEN LANDWIRTSCHAFTLICHEN VERBRAUCHS  | GOODS AND SERVICES CURRENTLY CONSUMED IN AGRICULTURE                 | BIENS ET SERVICES DE CONSOMMATION COURANTE DE L'AGRICULTURE             | 106.5 | 106.2 | 106.5 | 106.8 | 107.5 | 108.7 | 109.1 | 109.7 | 109.3 | 109.0 | 109.4 | 109.3 | 109.3 |
| 1   | Saat- und Pflanzgut   | Seeds  | Semences et plants  | 103.4 | 99.0  | 99.4  | 100.6 | 106.0 | 112.5 | 112.9 | 113.7 | 105.2 | 102.0 | 114.7 | 112.0 | 109.4 |
| 2   | Nutz- und Zuchtvieh   | Animals for rearing and production                                   | Animaux d'élevage et de rente   | 92.4  | 90.7  | 91.4  | 94.8  | 101.7 | 111.5 | 111.4 | 106.0 | 103.7 | 102.0 | 93.6  | 91.7  | 92.0  |
| 3   | Energie und Schmierstoffe   | Energy, lubricants   | Energie et lubrifiants  | 114.1 | 114.7 | 114.8 | 114.8 | 114.9 | 115.9 | 116.3 | 116.9 | 117.1 | 117.0 | 115.7 | 115.8 | 117.1 |
| 31  | Heizstoffe  | Fuels for heating  | Combustibles  | 92.9  | 93.6  | 94.4  | 94.7  | 95.9  | 95.5  | 95.2  | 95.7  | 96.0  | 95.6  | 93.9  | 93.9  | 95.8  |
| 32  | Treibstoffe   | Motor fuels  | Carburants  | 123.8 | 123.9 | 123.8 | 123.8 | 123.3 | 124.6 | 125.1 | 126.0 | 125.6 | 125.4 | 123.8 | 123.9 | 125.9 |
| 33  | Elektrischer Strom  | Electricity  | Electricité   | 110.3 | 110.2 | 110.4 | 110.4 | 110.6 | 110.6 | 110.6 | 110.6 | 110.9 | 110.8 | 110.9 | 111.2 | 111.2 |
| 34  | Schmierstoffe   | Lubricants   | Lubrifiants   | 114.7 | 118.4 | 118.1 | 118.2 | 118.4 | 122.3 | 123.9 | 125.2 | 127.9 | 128.0 | 125.6 | 125.6 | 125.9 |
| 4   | Dünge- und Bodenverbesserungsmittel                                       | Fertilizers, soil improvers  | Engrais et amendements  | 100.5 | 101.5 | 102.8 | 103.7 | 103.1 | 104.9 | 106.4 | 107.3 | 107.7 | 107.7 | 107.2 | 107.0 | 107.3 |
| 41  | Einnährstoffdünger  | Straight fertilizers   | Engrais simples   | 102.2 | 103.7 | 105.3 | 106.4 | 103.3 | 105.6 | 107.7 | 108.8 | 109.4 | 109.4 | 109.0 | 108.8 | 109.3 |
| 411 | Stickstoffdünger  | Nitrogenous fertilizers  | Engrais azotés  | 101.3 | 103.0 | 104.4 | 105.7 | 102.2 | 104.9 | 107.1 | 108.1 | 109.0 | 109.1 | 108.9 | 108.8 | 109.3 |
| 412 | Phosphatdünger  | Phosphatic fertilizers   | Engrais phosphatés  | 106.8 | 108.1 | 111.0 | 112.1 | 108.7 | 109.5 | 111.4 | 113.8 | 113.8 | 113.6 | 112.0 | 111.5 | 112.1 |
| 413 | Kalldünger  | Potassic fertilizers   | Engrais potassiques   | 103.1 | 103.9 | 104.8 | 105.1 | 105.5 | 106.4 | 107.1 | 107.5 | 106.7 | 105.7 | 104.6 | 104.6 | 104.6 |
| 42  | Mehrnährstoffdünger   | Compound fertilizers   | Engrais composés  | 98.2  | 98.8  | 99.8  | 100.7 | 102.4 | 103.9 | 104.9 | 105.6 | 105.8 | 105.9 | 105.4 | 105.0 | 105.2 |
| 421 | NP-Dünger   | NP fertilizers   | Engrais NP  | 120.1 | 120.1 | 122.0 | 123.3 | 123.9 | 128.9 | 132.0 | 131.8 | 131.8 | 131.8 | 131.6 | 131.1 | 130.1 |
| 422 | PK-Dünger   | PK fertilizers   | Engrais PK  | 97.0  | 97.4  | 97.8  | 98.4  | 99.3  | 99.8  | 100.6 | 100.8 | 100.7 | 100.0 | 99.0  | 98.8  | 99.3  |
| 423 | NPK-Dünger  | NPK fertilizers  | Engrais NPK   | 95.1  | 95.8  | 96.5  | 97.3  | 99.4  | 100.3 | 101.4 | 101.9 | 102.2 | 102.3 | 102.0 | 101.5 | 101.9 |
| 43  | Sonstige Dünge- und Bodenverbesserungsmittel                              | Other fertilizers, soil improvers                                    | Autres engrais et amendements   | 107.7 | 108.2 | 108.6 | 108.8 | 108.6 | 109.0 | 109.4 | 109.5 | 108.9 | 109.0 | 109.0 | 109.2 | 109.8 |
| 5   | Pflanzenschutzmittel  | Plant protection products  | Produits de protection des cultures                                     | 113.3 | 113.0 | 113.4 | 113.2 | 112.6 | 111.3 | 109.3 | 111.8 | 112.1 | 112.2 | 114.0 | 114.1 | 113.7 |
| 51  | Fungizide   | Fungicides   | Fongicides  | 116.5 | 116.5 | 116.4 | 115.9 | 115.6 | 115.5 | 110.0 | 116.3 | 116.8 | 116.7 | 117.4 | 117.7 | 117.8 |
| 52  | Insektizide   | Insecticides   | Insecticides  | 113.8 | 113.6 | 113.3 | 113.3 | 113.1 | 112.7 | 112.6 | 113.3 | 113.5 | 113.6 | 114.7 | 114.7 | 115.2 |
| 53  | Herbizide   | Herbicides   | Herbicides  | 111.8 | 112.1 | 112.5 | 112.2 | 111.3 | 110.8 | 109.9 | 110.5 | 110.9 | 111.0 | 111.5 | 111.6 | 111.8 |
| 54  | Sonstige  | Other  | Autres  | 112.3 | 109.1 | 112.5 | 112.5 | 111.5 | 103.1 | 104.2 | 105.5 | 105.6 | 105.7 | 115.6 | 115.7 | 110.8 |
| 6   | Futtermittel  | Animal feedingstuffs   | Aliments des animaux  | 99.7  | 99.4  | 99.2  | 99.2  | 99.4  | 99.7  | 100.2 | 100.6 | 100.8 | 100.8 | 100.2 | 100.2 | 100.3 |
| 61  | Einzel Futtermittel   | Straight feedingstuffs   | Aliments simples  | 103.0 | 102.7 | 103.0 | 103.5 | 105.0 | 105.6 | 107.1 | 108.0 | 108.3 | 108.3 | 108.7 | 108.6 | 109.3 |
| 611 | Getreide und Mühlennachprodukte   | Cereals and milling by-products                                      | Céréales et sous-produits de meunerie                                   | 96.3  | 97.0  | 98.3  | 99.1  | 101.2 | 101.8 | 103.7 | 104.6 | 104.7 | 104.6 | 105.3 | 104.6 | 104.7 |
| 612 | Ölkuchen bzw. -schrot   | Oil-cakes  | Tourteaux   | 101.9 | 100.7 | 99.2  | 99.1  | 99.1  | 98.7  | 98.8  | 99.1  | 99.1  | 99.0  | 98.2  | 98.6  | 100.3 |
| 613 | Futtermittel tierischer Herkunft  | Products of animal origin  | Produits d'origine animale  | 122.0 | 122.6 | 122.6 | 122.7 | 123.5 | 125.8 | 128.4 | 131.4 | 133.1 | 134.0 | 134.6 | 135.8 | 136.6 |
| 614 | Sonstige Einzel Futtermittel  | Other  | Autres  | 115.6 | 110.7 | 110.9 | 111.8 | 114.3 | 114.9 | 115.3 | 116.0 | 116.2 | 115.6 | 116.8 | 116.9 | 118.1 |
| 62  | Mischfuttermittel   | Compound feedingstuffs   | Aliments composés   | 98.8  | 98.5  | 98.2  | 98.1  | 97.9  | 98.1  | 98.3  | 98.7  | 98.8  | 98.5  | 98.0  | 97.9  | 97.9  |
| 621 | für Kälber  | for calves   | pour veaux  | 103.0 | 102.9 | 103.7 | 103.9 | 103.2 | 104.1 | 105.3 | 105.4 | 105.3 | 104.8 | 105.2 | 105.1 | 105.2 |
| 622 | für Rinder (ohne Kälber)  | for cattle (excluding calves)  | pour bovins (autres que veaux)  | 98.6  | 98.2  | 98.0  | 98.0  | 97.6  | 97.7  | 97.7  | 97.6  | 97.9  | 97.9  | 95.3  | 95.3  | 95.1  |
| 623 | für Schweine  | for pigs   | pour porcs  | 96.4  | 95.8  | 95.4  | 95.1  | 95.4  | 95.5  | 95.6  | 96.1  | 96.3  | 95.7  | 95.8  | 95.3  | 94.9  |
| 624 | für Geflügel  | for poultry  | pour volailles  | 99.8  | 99.4  | 99.0  | 98.8  | 98.4  | 98.4  | 98.6  | 99.3  | 99.3  | 99.3  | 99.4  | 99.8  | 100.1 |
| 625 | Sonstige  | Other  | Autres  | 103.0 | 103.8 | 103.0 | 103.2 | 103.7 | 104.4 | 104.2 | 104.4 | 104.3 | 103.6 | 103.9 | 104.0 | 104.6 |
| 7   | Material und Kleinwerkzeug  | Material and small tools   | Matériel et petit outillage   | 112.9 | 113.7 | 114.3 | 114.9 | 114.8 | 116.1 | 116.4 | 117.5 | 117.8 | 118.4 | 119.5 | 120.0 | 119.5 |
| 8   | Instandhaltung und Reparatur von Maschinen                                | Maintenance and repair of plant                                      | Entretien et réparation du matériel                                     | 122.8 | 122.8 | 123.5 | 123.5 | 124.9 | 125.6 | 126.0 | 125.8 | 126.2 | 126.6 | 126.9 | 128.5 | 128.3 |
| 9   | Instandhaltung und Reparatur von Wirtschaftsgebäuden und sonstigen Bauten | Maintenance and repair of agricultural buildings and other buildings | Entretien et réparation des bâtiments d'exploitation et autres ouvrages | 119.6 | 119.9 | 120.4 | 120.5 | 120.5 | 121.1 | 121.5 | 122.7 | 123.0 | 123.2 | 123.4 | 123.7 | 123.9 |
| 10  | Veterinärleistungen   | Veterinary services  | Services vétérinaires   | 112.0 | 111.8 | 111.9 | 112.1 | 113.3 | 113.7 | 114.4 | 114.3 | 114.1 | 114.1 | 114.3 | 114.4 | 114.8 |
| 11  | Allgemeine Wirtschaftsausgaben  | General expenses   | Frais généraux  | 118.2 | 116.4 | 117.6 | 118.0 | 119.1 | 120.6 | 121.3 | 122.0 | 121.5 | 121.8 | 122.0 | 121.9 | 122.0 |

## NOMINALE PREISINDIZES / NOMINAL PRICE INDICES / INDICES DES PRIX NOMINAUX

1990 = 100 (ohne MwSt / excluding VAT / TVA exclue)

EUR 15

|      |   |  | 1994<br>sep | oct   | nov   | dec   | 1995<br>jan | feb   | mar   | apr   | mai   | jun   | jul   | aug   | sep   |
|------|---|--|-------------|-------|-------|-------|-------------|-------|-------|-------|-------|-------|-------|-------|-------|
| 02   | WAREN UND DIENSTLEISTUNGEN<br>LANDWIRTSCHAFTLICHER<br>INVESTITIONEN | GOODS AND SERVICES<br>CONTRIBUTING TO AGRICULTURAL<br>INVESTMENT | 117.9       | 118.3 | 118.2 | 118.4 | 119.3       | 119.8 | 120.2 | 120.8 | 121.1 | 121.5 | 121.7 | 121.9 | 122.3 |
| 12   | Maschinen und andere Ausrüstungsgüter                               | Machinery and other equipment                                    | 115.8       | 116.2 | 116.3 | 116.7 | 117.7       | 118.1 | 118.7 | 118.8 | 119.0 | 119.6 | 119.9 | 120.1 | 120.7 |
| 121  | Einachsschlepper und andere einachsige<br>Motorgeräte               | Rotovator and other 2-wheel equipment                            | 117.5       | 118.2 | 118.2 | 119.4 | 121.8       | 122.6 | 122.9 | 123.4 | 125.8 | 126.5 | 127.1 | 127.9 | 128.0 |
| 122  | Maschinen und Geräte für Kulturen                                   | Machinery and plant for cultivating                              | 116.3       | 116.6 | 116.8 | 117.0 | 116.8       | 117.3 | 117.7 | 118.1 | 118.4 | 118.6 | 118.9 | 119.2 | 119.7 |
| 123  | Maschinen und Geräte für die Ernte                                  | Machinery and plant for harvesting                               | 113.7       | 114.7 | 114.7 | 115.3 | 116.7       | 116.9 | 117.3 | 116.3 | 116.4 | 116.9 | 117.2 | 117.4 | 118.3 |
| 124  | Maschinen und Einrichtungen   | Farm machinery and installations                                 | 114.8       | 114.8 | 115.0 | 115.5 | 116.0       | 116.3 | 116.9 | 117.5 | 117.6 | 118.1 | 118.2 | 118.3 | 118.7 |
| 1241 | für die pflanzliche Erzeugung                                       | for crop production  | 115.0       | 114.8 | 114.9 | 115.7 | 116.8       | 116.8 | 117.6 | 118.1 | 118.1 | 119.0 | 119.1 | 119.3 | 120.1 |
| 1242 | für die tierische Erzeugung   | for animal production  | 114.8       | 115.0 | 115.1 | 115.5 | 115.0       | 115.2 | 115.8 | 116.4 | 116.4 | 116.5 | 116.5 | 116.5 | 116.6 |
| 1243 | Sonstige  | Other  | 114.0       | 114.1 | 114.6 | 114.6 | 115.5       | 116.7 | 116.8 | 117.9 | 118.0 | 118.7 | 118.7 | 118.8 | 118.9 |
| 125  | Ackerschlepper  | Tractors   | 114.7       | 115.2 | 115.3 | 115.5 | 116.9       | 117.1 | 117.6 | 117.9 | 117.9 | 118.8 | 119.2 | 119.4 | 119.9 |
| 126  | Sonstige Fahrzeuge  | Other vehicles   | 121.9       | 122.7 | 122.6 | 122.7 | 123.7       | 125.2 | 126.4 | 126.5 | 126.8 | 127.0 | 127.4 | 127.6 | 128.9 |
| 13   | Bauten  | Buildings  | 120.8       | 121.0 | 120.8 | 120.7 | 121.4       | 122.0 | 122.3 | 123.3 | 123.8 | 124.0 | 124.1 | 124.3 | 124.3 |
| 131  | Wirtschaftsgebäude  | Farm buildings   | 120.5       | 120.7 | 120.3 | 120.2 | 121.1       | 121.5 | 121.9 | 122.5 | 123.0 | 123.1 | 123.2 | 123.3 | 123.4 |
| 132  | Tiefbau- und<br>Bodenverbesserungsarbeiten                          | Engineering and soil improvement<br>operations                   | 121.5       | 121.7 | 121.7 | 121.7 | 121.9       | 123.2 | 123.2 | 125.1 | 125.7 | 125.9 | 125.9 | 126.2 | 126.2 |



**Deflationierte Indizes**

**Deflated indices**

**Indices déflatés**

## DEFLATIONIERTE PREISINDIZES / DEFLATED PRICE INDICES / INDICES DES PRIX DEFLATES

1990 = 100 (ohne MwSt / excluding VAT / TVA exclue)

## BELGIQUE / BELGIE

|    |   |  | 1994  |       |       |       | 1995  |       |       |       |       |       |       |       |       |       |
|----|---|--|---|-------|-------|-------|-------|-------|-------|-------|-------|-------|-------|-------|-------|-------|
|    |   |  | sep   | oct   | nov   | dec   | jan   | feb   | mar   | apr   | mai   | jun   | jul   | aug   | sep   |       |
| 00 | INSGESAMT (01 + 02)   | TOTAL (01 + 02)  | TOTAL (01 + 02)   | 88.9  | 89.0  | 89.0  | 89.1  | 89.4  | 89.6  | 89.8  | 89.5  | 89.2  | 88.9  | 88.1  | 87.8  | 88.4  |
| 01 | WAREN UND DIENSTLEISTUNGEN DES LAUFENDEN LANDWIRTSCHAFTLICHEN VERBRAUCHS  | GOODS AND SERVICES CURRENTLY CONSUMED IN AGRICULTURE                 | BIENS ET SERVICES DE CONSOMMATION COURANTE DE L'AGRICULTURE             | 87.3  | 87.4  | 87.4  | 87.5  | 87.8  | 87.8  | 88.0  | 87.6  | 87.3  | 87.0  | 86.1  | 85.8  | 86.4  |
| 1  | Saat- und Pflanzgut   | Seeds  | Semences et plants  | 89.6  | 89.7  | 89.7  | 89.6  | 89.3  | 89.0  | 96.5  | 96.3  | 96.4  | 96.3  | 95.7  | 95.5  | 95.8  |
| 2  | Nutz- und Zuchtvieh   | Animals for rearing and production                                   | Animaux d'élevage et de rente   | 70.5  | 69.4  | 67.4  | 68.2  | 76.5  | 86.8  | 85.8  | 79.3  | 73.4  | 70.6  | 65.8  | 68.8  | 70.0  |
| 3  | Energie und Schmierstoffe   | Energy, lubricants   | Energie et lubrifiants  | 85.2  | 87.3  | 90.1  | 90.1  | 91.5  | 89.3  | 88.6  | 88.5  | 89.3  | 87.4  | 82.4  | 82.4  | 86.0  |
| 4  | Dünge- und Bodenverbesserungsmittel                                       | Fertilizers, soil improvers  | Engrais et amendements  | 72.9  | 74.1  | 75.6  | 76.3  | 77.2  | 77.0  | 77.0  | 76.9  | 76.9  | 76.8  | 76.4  | 76.2  | 76.4  |
| 41 | Einnährstoffdünger  | Straight fertilizers   | Engrais simples   | 77.5  | 79.5  | 81.3  | 82.1  | 81.8  | 81.6  | 81.6  | 81.5  | 81.5  | 81.4  | 81.0  | 80.8  | 81.0  |
| 42 | Mehrnährstoffdünger   | Compound fertilizers   | Engrais composés  | 68.3  | 69.1  | 70.4  | 71.0  | 72.8  | 72.6  | 72.6  | 72.5  | 72.5  | 72.5  | 72.1  | 71.9  | 72.1  |
| 43 | Sonstige Dünge- und Bodenverbesserungsmittel                              | Other fertilizers, soil improvers                                    | Autres engrais et amendements   | 133.3 | 133.6 | 133.6 | 133.5 | 133.0 | 132.6 | 132.7 | 132.5 | 132.5 | 132.4 | 131.7 | 131.4 | 131.7 |
| 5  | Pflanzenschutzmittel  | Plant protection products  | Produits de protection des cultures                                     | 87.0  | 87.2  | 87.2  | 87.1  | 86.8  | 86.5  | 86.6  | 86.5  | 86.5  | 86.4  | 85.9  | 85.7  | 85.9  |
| 6  | Futtermittel  | Animal feedingstuffs   | Aliments des animaux  | 84.0  | 83.6  | 82.9  | 83.1  | 82.8  | 82.2  | 81.7  | 81.4  | 81.1  | 81.0  | 80.5  | 79.9  | 80.4  |
| 61 | Einzelfuttermittel  | Straight feedingstuffs   | Aliments simples  | 85.9  | 83.0  | 83.8  | 85.9  | 87.4  | 83.8  | 81.3  | 81.9  | 80.5  | 80.3  | 79.5  | 79.6  | 82.4  |
| 62 | Mischfuttermittel   | Compound feedingstuffs   | Aliments composés   | 83.8  | 83.7  | 82.8  | 82.7  | 82.2  | 82.0  | 81.7  | 81.3  | 81.2  | 81.1  | 80.7  | 79.9  | 80.1  |
| 7  | Material und Kleinwerkzeug  | Material and small tools   | Matériel et petit outillage   | 97.8  | 98.0  | 98.0  | 98.0  | 97.6  | 97.3  | 97.4  | 97.2  | 97.2  | 97.1  | 96.6  | 96.4  | 96.6  |
| 8  | Instandhaltung und Reparatur von Maschinen                                | Maintenance and repair of plant                                      | Entretien et réparation du matériel                                     | 107.5 | 107.8 | 107.9 | 107.9 | 107.5 | 109.6 | 109.8 | 109.8 | 109.9 | 109.7 | 109.1 | 108.9 | 109.2 |
| 9  | Instandhaltung und Reparatur von Wirtschaftsgebäuden und sonstigen Bauten | Maintenance and repair of agricultural buildings and other buildings | Entretien et réparation des bâtiments d'exploitation et autres ouvrages | 97.4  | 98.4  | 98.5  | 98.7  | 98.8  | 98.5  | 98.6  | 98.5  | 98.5  | 98.5  | 97.8  | 97.5  | 97.8  |
| 10 | Veterinärleistungen   | Veterinary services  | Services vétérinaires   | 103.8 | 103.6 | 104.1 | 104.1 | 104.1 | 104.4 | 104.3 | 104.5 | 104.1 | 104.6 | 105.4 | 105.2 | 104.6 |
| 11 | Allgemeine Wirtschaftsausgaben  | General expenses   | Frais généraux  | 101.5 | 101.6 | 101.9 | 101.9 | 102.3 | 102.4 | 102.3 | 102.5 | 102.2 | 102.6 | 102.8 | 102.6 | 102.5 |
| 02 | WAREN UND DIENSTLEISTUNGEN LANDWIRTSCHAFTLICHER INVESTITIONEN             | GOODS AND SERVICES CONTRIBUTING TO AGRICULTURAL INVESTMENT           | BIENS ET SERVICES CONCOURANT AUX INVESTISSEMENTS DE L'AGRICULTURE       | 100.2 | 100.7 | 100.8 | 100.8 | 100.6 | 103.1 | 103.2 | 103.0 | 103.1 | 102.8 | 102.2 | 102.0 | 102.2 |
| 12 | Maschinen und andere Ausrüstungsgüter                                     | Machinery and other equipment  | Machines et autres biens d'équipement                                   | 101.9 | 102.1 | 102.1 | 102.1 | 101.7 | 105.8 | 105.9 | 105.7 | 105.8 | 105.4 | 104.8 | 104.6 | 104.9 |
| 13 | Bauten  | Buildings  | Ouvrages  | 97.3  | 98.2  | 98.4  | 98.5  | 98.6  | 98.3  | 98.4  | 98.3  | 98.3  | 98.3  | 97.6  | 97.3  | 97.6  |



## DEFLATIONIERTE PREISINDIZES / DEFLATED PRICE INDICES / INDICES DES PRIX DEFLATES

1990 = 100 (ohne MwSt / excluding VAT / TVA exclue)

|    |   |  | DANMARK   |       |       |       |       |       |       |       |       |       |       |       |       |       |
|----|---|--|---|-------|-------|-------|-------|-------|-------|-------|-------|-------|-------|-------|-------|-------|
|    |   |  | 1994  | 1994  | 1994  | 1994  | 1994  | 1995  | 1995  | 1995  | 1995  | 1995  | 1995  | 1995  | 1995  |       |
|    |   |  | sep   | oct   | nov   | dec   | jan   | feb   | mar   | apr   | mai   | jun   | jul   | aug   | sep   |       |
| 00 | INSGESAMT (01 + 02)   | TOTAL (01 + 02)  | TOTAL (01 + 02)   | 89.2  | 89.4  | 89.0  | 89.2  | 90.3  | 90.7  | 90.4  | 90.5  | 89.9  | 90.0  | 90.5  | 89.5  | 88.7  |
| 01 | WAREN UND DIENSTLEISTUNGEN DES LAUFENDEN LANDWIRTSCHAFTLICHEN VERBRAUCHS  | GOODS AND SERVICES CURRENTLY CONSUMED IN AGRICULTURE                 | BIENS ET SERVICES DE CONSOMMATION COURANTE DE L'AGRICULTURE             | 87.0  | 87.2  | 86.8  | 87.0  | 88.1  | 88.8  | 88.4  | 88.4  | 87.8  | 87.9  | 88.3  | 87.1  | 86.2  |
| 1  | Saat- und Pflanzgut   | Seeds  | Semences et plants  | 92.8  | 92.6  | 92.3  | 92.3  | 91.5  | 91.1  | 90.8  | 90.5  | 90.2  | 90.3  | 90.7  | 90.6  | 90.1  |
| 2  | Nutz- und Zuchtvieh   | Animals for rearing and production                                   | Animaux d'élevage et de rente   | 100.0 | 100.0 | 100.0 | 100.0 | 100.0 | 100.0 | 100.0 | 100.0 | 100.0 | 100.0 | 100.0 | 100.0 | 100.0 |
| 3  | Energie und Schmierstoffe   | Energy, lubricants   | Energie et lubrifiants  | 81.7  | 81.7  | 81.5  | 80.6  | 80.4  | 80.8  | 79.2  | 80.1  | 80.2  | 79.6  | 79.4  | 79.5  | 80.3  |
| 4  | Dünge- und Bodenverbesserungsmittel                                       | Fertilizers, soil improvers  | Engrais et amendements  | 85.9  | 87.0  | 88.0  | 89.3  | 91.2  | 94.9  | 95.8  | 94.4  | 92.8  | 92.4  | 92.7  | 92.4  | 89.3  |
| 41 | Einnährstoffdünger  | Straight fertilizers   | Engrais simples   | 87.9  | 88.8  | 89.8  | 91.2  | 93.8  | 102.3 | 103.3 | 102.8 | 102.4 | 101.1 | 101.3 | 101.1 | 102.3 |
| 42 | Mehrnährstoffdünger   | Compound fertilizers   | Engrais composés  | 84.9  | 86.1  | 87.0  | 88.2  | 89.9  | 91.0  | 91.9  | 90.1  | 87.7  | 87.9  | 88.1  | 87.8  | 82.5  |
| 43 | Sonstige Dünge- und Bodenverbesserungsmittel                              | Other fertilizers, soil improvers                                    | Autres engrais et amendements   | 100.0 | 100.0 | 100.0 | 100.0 | 100.0 | 100.0 | 100.0 | 100.0 | 100.0 | 100.0 | 100.0 | 100.0 | 100.0 |
| 5  | Pflanzenschutzmittel  | Plant protection products  | Produits de protection des cultures                                     | 90.5  | 90.3  | 90.1  | 90.1  | 90.0  | 89.7  | 89.4  | 96.4  | 96.0  | 96.2  | 96.6  | 96.5  | 95.9  |
| 6  | Futtermittel  | Animal feedingstuffs   | Aliments des animaux  | 77.4  | 77.5  | 76.7  | 77.0  | 77.6  | 78.4  | 77.9  | 77.8  | 77.2  | 77.5  | 77.5  | 75.0  | 74.0  |
| 61 | Einzel Futtermittel   | Straight feedingstuffs   | Aliments simples  | 75.9  | 76.0  | 75.7  | 74.8  | 76.3  | 76.3  | 77.2  | 77.3  | 77.1  | 77.9  | 76.8  | 72.4  | 72.1  |
| 62 | Mischfuttermittel   | Compound feedingstuffs   | Aliments composés   | 77.8  | 78.0  | 77.0  | 77.7  | 77.9  | 79.0  | 78.1  | 77.9  | 77.2  | 77.3  | 77.7  | 75.7  | 74.6  |
| 7  | Material und Kleinwerkzeug  | Material and small tools   | Matériel et petit outillage   | 107.0 | 106.8 | 106.5 | 106.5 | 106.4 | 106.0 | 105.7 | 105.3 | 104.9 | 105.1 | 105.6 | 105.4 | 104.8 |
| 8  | Instandhaltung und Reparatur von Maschinen                                | Maintenance and repair of plant                                      | Entretien et réparation du matériel                                     | 106.2 | 106.3 | 106.0 | 106.0 | 114.9 | 114.8 | 114.4 | 114.1 | 113.7 | 114.2 | 116.9 | 116.9 | 116.3 |
| 9  | Instandhaltung und Reparatur von Wirtschaftsgebäuden und sonstigen Bauten | Maintenance and repair of agricultural buildings and other buildings | Entretien et réparation des bâtiments d'exploitation et autres ouvrages | 113.3 | 113.0 | 112.7 | 112.7 | 107.8 | 107.4 | 107.0 | 108.2 | 107.8 | 108.0 | 108.5 | 108.3 | 107.7 |
| 10 | Veterinärleistungen   | Veterinary services  | Services vétérinaires   | 85.1  | 84.9  | 84.7  | 84.7  | 84.0  | 83.5  | 83.2  | 78.7  | 77.4  | 75.7  | 76.1  | 76.0  | 75.5  |
| 11 | Allgemeine Wirtschaftsausgaben  | General expenses   | Frais généraux  | 103.4 | 103.3 | 103.2 | 103.1 | 104.5 | 104.2 | 103.9 | 103.7 | 103.5 | 103.6 | 104.2 | 104.1 | 103.5 |
| 02 | WAREN UND DIENSTLEISTUNGEN LANDWIRTSCHAFTLICHER INVESTITIONEN             | GOODS AND SERVICES CONTRIBUTING TO AGRICULTURAL INVESTMENT           | BIENS ET SERVICES CONCOURANT AUX INVESTISSEMENTS DE L'AGRICULTURE       | 98.7  | 99.3  | 99.1  | 99.2  | 99.9  | 99.6  | 99.3  | 99.5  | 99.1  | 99.6  | 100.4 | 100.5 | 100.1 |
| 12 | Maschinen und andere Ausrüstungsgüter                                     | Machinery and other equipment  | Machines et autres biens d'équipement                                   | 96.8  | 97.6  | 97.4  | 97.5  | 97.9  | 97.7  | 97.4  | 97.2  | 96.8  | 97.4  | 97.9  | 98.1  | 97.8  |
| 13 | Bauten  | Buildings  | Ouvrages  | 103.1 | 103.4 | 103.1 | 103.1 | 104.5 | 104.1 | 103.8 | 105.0 | 104.5 | 104.7 | 106.3 | 106.1 | 105.5 |

## DEFLATIONIERTE PREISINDIZES / DEFLATED PRICE INDICES / INDICES DES PRIX DEFLATES

1990 = 100 (ohne MwSt / excluding VAT / TVA exclue)

|    |   |  | DEUTSCHLAND   |       |       |       |       |       |       |       |       |       |       |       |       |       |
|----|---|--|---|-------|-------|-------|-------|-------|-------|-------|-------|-------|-------|-------|-------|-------|
|    |   |  | 1994  |       |       |       | 1995  |       |       |       |       |       |       |       |       |       |
|    |   |  | sep   | oct   | nov   | dec   | jan   | feb   | mar   | apr   | mai   | jun   | jul   | aug   | sep   |       |
| 00 | INSGESAMT (01 + 02)   | TOTAL (01 + 02)  | TOTAL (01 + 02)   | 91.5  | 91.5  | 91.7  | 91.9  | 92.4  | 93.2  | 93.3  | 92.9  | 92.8  | 92.2  | 91.1  | 91.0  | 91.0  |
| 01 | WAREN UND DIENSTLEISTUNGEN DES LAUFENDEN LANDWIRTSCHAFTLICHEN VERBRAUCHS  | GOODS AND SERVICES CURRENTLY CONSUMED IN AGRICULTURE                 | BIENS ET SERVICES DE CONSOMMATION COURANTE DE L'AGRICULTURE             | 89.0  | 89.0  | 89.2  | 89.5  | 90.2  | 91.4  | 91.4  | 91.0  | 90.8  | 90.1  | 88.7  | 88.5  | 88.5  |
| 1  | Saat- und Pflanzgut   | Seeds  | Semences et plants  | 92.0  | 92.9  | 93.0  | 93.0  | 92.1  | 91.7  | 93.9  | 93.6  | 94.4  | 93.6  | 93.2  | 93.1  | 92.6  |
| 2  | Nutz- und Zuchtvieh   | Animals for rearing and production                                   | Animaux d'élevage et de rente   | 75.0  | 73.6  | 73.8  | 77.1  | 82.5  | 93.7  | 94.0  | 89.3  | 85.7  | 81.9  | 73.5  | 72.4  | 72.0  |
| 3  | Energie und Schmierstoffe   | Energy, lubricants   | Energie et lubrifiants  | 95.5  | 95.8  | 95.9  | 95.2  | 94.8  | 94.1  | 93.2  | 93.8  | 93.7  | 93.6  | 92.0  | 92.4  | 93.6  |
| 4  | Dünge- und Bodenverbesserungsmittel                                       | Fertilizers, soil improvers  | Engrais et amendements  | 81.7  | 82.6  | 83.6  | 84.4  | 86.0  | 87.4  | 89.0  | 89.7  | 89.9  | 89.7  | 89.4  | 89.4  | 89.4  |
| 41 | Einährstoffdünger   | Straight fertilizers   | Engrais simples   | 81.2  | 82.3  | 83.5  | 84.6  | 86.6  | 88.4  | 90.2  | 91.3  | 91.8  | 91.9  | 91.5  | 91.5  | 91.9  |
| 42 | Mehrnährstoffdünger   | Compound fertilizers   | Engrais composés  | 79.4  | 80.3  | 81.1  | 81.8  | 83.4  | 84.5  | 86.1  | 86.5  | 86.5  | 85.8  | 85.5  | 85.5  | 85.2  |
| 43 | Sonstige Dünge- und Bodenverbesserungsmittel                              | Other fertilizers, soil improvers                                    | Autres engrais et amendements   | 94.1  | 94.5  | 95.0  | 94.5  | 94.6  | 95.0  | 95.1  | 95.2  | 94.8  | 94.9  | 94.8  | 94.7  | 94.5  |
| 5  | Pflanzenschutzmittel  | Plant protection products  | Produits de protection des cultures                                     | 98.6  | 98.7  | 98.6  | 98.3  | 98.1  | 97.6  | 93.7  | 93.6  | 93.5  | 93.2  | 92.9  | 93.1  | 93.2  |
| 6  | Futtermittel  | Animal feedingstuffs   | Aliments des animaux  | 77.6  | 77.3  | 77.2  | 77.2  | 77.0  | 76.7  | 76.9  | 76.4  | 76.6  | 75.9  | 75.1  | 74.0  | 73.4  |
| 61 | Einzelfuttermittel  | Straight feedingstuffs   | Aliments simples  | 77.1  | 76.0  | 76.1  | 76.5  | 77.0  | 76.6  | 76.6  | 76.0  | 76.6  | 76.4  | 74.9  | 72.9  | 72.8  |
| 62 | Mischfuttermittel   | Compound feedingstuffs   | Aliments composés   | 77.8  | 77.7  | 77.6  | 77.4  | 77.0  | 76.7  | 77.0  | 76.6  | 76.6  | 75.7  | 75.2  | 74.4  | 73.6  |
| 7  | Material und Kleinwerkzeug  | Material and small tools   | Matériel et petit outillage   | 93.3  | 94.0  | 94.3  | 94.5  | 95.2  | 95.4  | 96.0  | 96.6  | 97.0  | 97.1  | 97.1  | 97.3  | 97.6  |
| 8  | Instandhaltung und Reparatur von Maschinen                                | Maintenance and repair of plant                                      | Entretien et réparation du matériel                                     | 104.9 | 105.1 | 105.2 | 105.1 | 105.6 | 105.9 | 106.1 | 106.2 | 106.3 | 106.1 | 106.0 | 106.6 | 106.7 |
| 9  | Instandhaltung und Reparatur von Wirtschaftsgebäuden und sonstigen Bauten | Maintenance and repair of agricultural buildings and other buildings | Entretien et réparation des bâtiments d'exploitation et autres ouvrages | 107.4 | 107.5 | 108.0 | 107.7 | 107.6 | 107.7 | 107.7 | 107.5 | 108.6 | 108.2 | 107.9 | 109.0 | 109.0 |
| 10 | Veterinärleistungen   | Veterinary services  | Services vétérinaires   | 90.7  | 90.8  | 90.7  | 91.0  | 90.9  | 90.4  | 90.4  | 90.2  | 90.1  | 89.8  | 89.6  | 89.7  | 89.8  |
| 11 | Allgemeine Wirtschaftsausgaben  | General expenses   | Frais généraux  | 102.5 | 102.5 | 102.9 | 102.7 | 103.7 | 104.5 | 103.9 | 104.0 | 103.9 | 103.8 | 103.7 | 103.9 | 104.1 |
| 02 | WAREN UND DIENSTLEISTUNGEN LANDWIRTSCHAFTLICHER INVESTITIONEN             | GOODS AND SERVICES CONTRIBUTING TO AGRICULTURAL INVESTMENT           | BIENS ET SERVICES CONCOURANT AUX INVESTISSEMENTS DE L'AGRICULTURE       | 99.8  | 99.9  | 99.9  | 99.7  | 99.7  | 99.3  | 99.4  | 99.4  | 99.5  | 99.2  | 99.0  | 99.2  | 99.5  |
| 12 | Maschinen und andere Ausrüstungsgüter                                     | Machinery and other equipment  | Machines et autres biens d'équipement                                   | 98.8  | 98.8  | 98.8  | 98.6  | 98.7  | 98.1  | 98.3  | 98.3  | 98.3  | 98.0  | 97.8  | 98.0  | 98.2  |
| 13 | Bauten  | Buildings  | Ouvrages  | 104.7 | 104.8 | 105.1 | 104.8 | 104.6 | 104.6 | 104.6 | 104.5 | 105.6 | 105.2 | 104.9 | 105.4 | 105.5 |

## DEFLATIONIERTE PREISINDIZES / DEFLATED PRICE INDICES / INDICES DES PRIX DEFLATES

1990 = 100 (ohne MwSt / excluding VAT / TVA exclue)

|    |   |  | ELLAS   |       |       |       |       |       |       |       |       |       |       |       |       |       |
|----|---|--|---|-------|-------|-------|-------|-------|-------|-------|-------|-------|-------|-------|-------|-------|
|    |   |  | 1994  |       |       |       | 1995  |       |       |       |       |       |       |       |       |       |
|    |   |  | sep   | oct   | nov   | dec   | jan   | feb   | mar   | apr   | mal   | jun   | jul   | aug   | sep   |       |
| 00 | INSGESAMT (01 + 02)   | TOTAL (01 + 02)  | TOTAL (01 + 02)   | 94.6  | 93.9  | 93.8  | 92.7  | 94.4  | 95.9  | 94.1  | 93.8  | 93.6  | 93.0  | 95.3  | 95.6  | 93.9  |
| 01 | WAREN UND DIENSTLEISTUNGEN DES LAUFENDEN LANDWIRTSCHAFTLICHEN VERBRAUCHS  | GOODS AND SERVICES CURRENTLY CONSUMED IN AGRICULTURE                 | BIENS ET SERVICES DE CONSOMMATION COURANTE DE L'AGRICULTURE             | 95.7  | 94.8  | 94.7  | 93.6  | 95.1  | 96.3  | 94.3  | 94.1  | 93.8  | 93.1  | 95.3  | 95.8  | 94.0  |
| 1  | Saat- und Pflanzgut   | Seeds  | Semences et plants  | 83.0  | 81.8  | 81.6  | 80.7  | 83.0  | 84.1  | 84.3  | 84.1  | 84.5  | 83.6  | 85.5  | 84.7  | 85.7  |
| 2  | Nutz- und Zuchtvieh   | Animals for rearing and production                                   | Animaux d'élevage et de rente   | 77.0  | 76.1  | 75.9  | 75.0  | 76.4  | 77.0  | 74.8  | 78.4  | 77.9  | 77.2  | 79.1  | 82.3  | 76.7  |
| 3  | Energie und Schmierstoffe   | Energy, lubricants   | Energie et lubrifiants  | 119.3 | 117.5 | 115.7 | 113.4 | 116.7 | 117.7 | 113.4 | 113.3 | 113.4 | 111.8 | 113.1 | 114.4 | 112.8 |
| 4  | Dünge- und Bodenverbesserungsmittel                                       | Fertilizers, soil improvers  | Engrais et amendements  | 109.0 | 108.8 | 110.9 | 109.7 | 109.5 | 112.9 | 112.4 | 111.9 | 111.3 | 110.1 | 112.7 | 112.7 | 109.3 |
| 41 | Einnährstoffdünger  | Straight fertilizers   | Engrais simples   | 105.3 | 104.1 | 104.8 | 103.6 | 104.2 | 106.9 | 106.5 | 106.6 | 106.3 | 105.5 | 108.1 | 108.1 | 104.8 |
| 42 | Mehrnährstoffdünger   | Compound fertilizers   | Engrais composés  | 110.9 | 111.3 | 114.2 | 113.1 | 112.4 | 116.2 | 115.6 | 114.7 | 114.0 | 112.6 | 115.2 | 115.2 | 111.8 |
| 43 | Sonstige Dünge- und Bodenverbesserungsmittel                              | Other fertilizers, soil improvers                                    | Autres engrais et amendements   | 100.0 | 100.0 | 100.0 | 100.0 | 100.0 | 100.0 | 100.0 | 100.0 | 100.0 | 100.0 | 100.0 | 100.0 | 100.0 |
| 5  | Pflanzenschutzmittel  | Plant protection products  | Produits de protection des cultures                                     | 71.7  | 71.1  | 71.2  | 70.9  | 73.5  | 75.5  | 75.7  | 75.7  | 75.8  | 75.3  | 77.1  | 77.3  | 75.5  |
| 6  | Futtermittel  | Animal feedingstuffs   | Aliments des animaux  | 86.1  | 85.1  | 84.3  | 83.6  | 83.8  | 84.7  | 83.0  | 82.5  | 81.7  | 81.0  | 84.1  | 84.5  | 83.4  |
| 61 | Einzel Futtermittel   | Straight feedingstuffs   | Aliments simples  | 88.2  | 87.2  | 86.1  | 85.5  | 85.7  | 86.8  | 85.6  | 85.3  | 83.9  | 82.3  | 86.0  | 86.2  | 86.1  |
| 62 | Mischfuttermittel   | Compound feedingstuffs   | Aliments composés   | 84.3  | 83.4  | 82.9  | 82.0  | 82.3  | 83.0  | 80.9  | 80.3  | 79.9  | 79.9  | 82.6  | 83.1  | 81.1  |
| 7  | Material und Kleinwerkzeug  | Material and small tools   | Matériel et petit outillage   | 82.8  | 83.6  | 84.1  | 84.0  | 86.5  | 87.6  | 85.2  | 86.0  | 85.5  | 85.6  | 88.6  | 88.8  | 86.3  |
| 8  | Instandhaltung und Reparatur von Maschinen                                | Maintenance and repair of plant                                      | Entretien et réparation du matériel                                     | 94.5  | 93.9  | 93.9  | 92.9  | 93.8  | 94.6  | 94.1  | 93.3  | 92.8  | 94.8  | 97.0  | 96.9  | 94.1  |
| 9  | Instandhaltung und Reparatur von Wirtschaftsgebäuden und sonstigen Bauten | Maintenance and repair of agricultural buildings and other buildings | Entretien et réparation des bâtiments d'exploitation et autres ouvrages | 88.7  | 88.7  | 88.9  | 88.2  | 90.4  | 91.2  | 89.1  | 89.2  | 89.1  | 88.5  | 91.2  | 91.1  | 88.6  |
| 10 | Veterinärleistungen   | Veterinary services  | Services vétérinaires   | :     | :     | :     | :     | :     | :     | :     | :     | :     | :     | :     | :     | :     |
| 11 | Allgemeine Wirtschaftsausgaben  | General expenses   | Frais généraux  | 83.6  | 82.6  | 90.1  | 89.1  | 89.8  | 90.3  | 87.8  | 86.8  | 86.2  | 85.4  | 87.5  | 87.4  | 84.8  |
| 02 | WAREN UND DIENSTLEISTUNGEN LANDWIRTSCHAFTLICHER INVESTITIONEN             | GOODS AND SERVICES CONTRIBUTING TO AGRICULTURAL INVESTMENT           | BIENS ET SERVICES CONCOURANT AUX INVESTISSEMENTS DE L'AGRICULTURE       | 90.8  | 90.8  | 90.7  | 89.7  | 92.2  | 94.5  | 93.4  | 92.9  | 93.0  | 92.7  | 95.5  | 95.1  | 93.9  |
| 12 | Maschinen und andere Ausrüstungsgüter                                     | Machinery and other equipment  | Machines et autres biens d'équipement                                   | 87.7  | 88.0  | 87.9  | 86.9  | 89.4  | 93.5  | 93.9  | 93.0  | 93.5  | 93.7  | 96.0  | 95.3  | 95.1  |
| 13 | Bauten  | Buildings  | Ouvrages  | 93.8  | 93.5  | 93.4  | 92.4  | 94.8  | 95.4  | 92.9  | 92.7  | 92.6  | 91.9  | 95.0  | 94.9  | 92.8  |

## DEFLATIONIERTE PREISINDIZES / DEFLATED PRICE INDICES / INDICES DES PRIX DEFLATES

1990 = 100 (ohne MwSt / excluding VAT / TVA exclue)

|    |   |  | ESPAÑA  |       |       |       |       |       |       |       |       |       |       |       |       |       |
|----|---|--|---|-------|-------|-------|-------|-------|-------|-------|-------|-------|-------|-------|-------|-------|
|    |   |  | 1994  |       |       |       | 1995  |       |       |       |       |       |       |       |       |       |
|    |   |  | sep   | oct   | nov   | dec   | jan   | feb   | mar   | apr   | mai   | jun   | jul   | aug   | sep   |       |
| 00 | INSGESAMT (01 + 02)   | TOTAL (01 + 02)  | TOTAL (01 + 02)   | 88.7  | 87.3  | 87.8  | 87.7  | 87.8  | 88.2  | 88.3  | 88.0  | 87.6  | 86.6  | 89.0  | 89.2  | 88.7  |
| 01 | WAREN UND DIENSTLEISTUNGEN DES LAUFENDEN LANDWIRTSCHAFTLICHEN VERBRAUCHS  | GOODS AND SERVICES CURRENTLY CONSUMED IN AGRICULTURE                 | BIENS ET SERVICES DE CONSOMMATION COURANTE DE L'AGRICULTURE             | 87.3  | 85.3  | 85.9  | 86.0  | 85.9  | 86.4  | 86.6  | 86.1  | 85.4  | 84.2  | 87.3  | 87.6  | 87.1  |
| 1  | Saat- und Pflanzgut   | Seeds  | Semences et plants  | 115.1 | 77.5  | 76.1  | 90.2  | 89.5  | 102.6 | 102.4 | 98.0  | 89.6  | 69.6  | 139.3 | 139.8 | 121.8 |
| 2  | Nutz- und Zuchtvieh   | Animals for rearing and production                                   | Animaux d'élevage et de rente   | 83.6  | 85.9  | 87.6  | 90.2  | 93.9  | 97.5  | 97.1  | 91.4  | 90.2  | 90.3  | 88.9  | 89.9  | 87.9  |
| 3  | Energie und Schmierstoffe   | Energy, lubricants   | Energie et lubrifiants  | 94.5  | 96.3  | 96.8  | 96.4  | 96.3  | 98.5  | 97.8  | 97.2  | 96.9  | 96.4  | 93.6  | 93.3  | 94.1  |
| 4  | Dünge- und Bodenverbesserungsmittel                                       | Fertilizers, soil improvers  | Engrais et amendements  | 82.3  | 82.9  | 83.7  | 83.0  | 83.1  | 84.6  | 85.5  | 84.4  | 84.4  | 85.0  | 84.0  | 83.8  | 84.7  |
| 41 | Einnährstoffdünger  | Straight fertilizers   | Engrais simples   | 83.6  | 84.6  | 86.1  | 85.5  | 85.3  | 87.1  | 88.7  | 87.3  | 87.4  | 87.9  | 87.2  | 86.9  | 87.4  |
| 42 | Mehrnährstoffdünger   | Compound fertilizers   | Engrais composés  | 80.2  | 80.1  | 80.1  | 79.2  | 79.8  | 80.9  | 80.9  | 80.2  | 79.9  | 80.7  | 79.4  | 79.3  | 80.7  |
| 43 | Sonstige Dünge- und Bodenverbesserungsmittel                              | Other fertilizers, soil improvers                                    | Autres engrais et amendements   | 90.5  | 93.6  | 93.4  | 93.0  | 92.0  | 91.6  | 91.0  | 90.6  | 90.6  | 90.4  | 90.4  | 90.2  | 89.8  |
| 5  | Pflanzenschutzmittel  | Plant protection products  | Produits de protection des cultures                                     | 93.3  | 90.9  | 93.9  | 93.5  | 92.5  | 83.8  | 83.2  | 83.5  | 83.5  | 83.4  | 92.8  | 92.5  | 89.3  |
| 6  | Futtermittel  | Animal feedingstuffs   | Aliments des animaux  | 81.4  | 81.2  | 81.4  | 80.9  | 80.4  | 80.1  | 79.9  | 79.7  | 79.1  | 77.8  | 78.0  | 78.2  | 79.2  |
| 61 | Einzel Futtermittel   | Straight feedingstuffs   | Aliments simples  | 80.8  | 81.7  | 82.6  | 83.1  | 82.6  | 83.0  | 83.9  | 82.6  | 81.5  | 80.5  | 81.1  | 81.0  | 82.5  |
| 62 | Mischfuttermittel   | Compound feedingstuffs   | Aliments composés   | 81.6  | 81.1  | 80.9  | 80.1  | 79.6  | 79.1  | 78.5  | 78.6  | 78.2  | 76.8  | 77.0  | 77.2  | 78.1  |
| 7  | Material und Kleinwerkzeug  | Material and small tools   | Matériel et petit outillage   | 97.0  | 98.4  | 98.2  | 96.1  | 95.8  | 107.3 | 105.7 | 106.2 | 104.6 | 106.9 | 118.0 | 123.2 | 117.2 |
| 8  | Instandhaltung und Reparatur von Maschinen                                | Maintenance and repair of plant                                      | Entretien et réparation du matériel                                     | 89.0  | 87.1  | 92.4  | 91.1  | 95.9  | 95.3  | 95.9  | 91.4  | 93.4  | 93.8  | 94.0  | 100.4 | 96.0  |
| 9  | Instandhaltung und Reparatur von Wirtschaftsgebäuden und sonstigen Bauten | Maintenance and repair of agricultural buildings and other buildings | Entretien et réparation des bâtiments d'exploitation et autres ouvrages | 102.1 | 101.9 | 101.8 | 101.4 | 100.3 | 100.9 | 100.2 | 102.5 | 102.4 | 102.4 | 102.4 | 102.5 | 102.2 |
| 10 | Veterinärleistungen   | Veterinary services  | Services vétérinaires   | 100.9 | 101.2 | 101.3 | 101.5 | 101.3 | 104.4 | 104.1 | 103.7 | 102.7 | 102.5 | 102.9 | 102.9 | 102.7 |
| 11 | Allgemeine Wirtschaftsausgaben  | General expenses   | Frais généraux  | 104.2 | 89.2  | 89.1  | 88.9  | 88.7  | 88.3  | 99.5  | 104.0 | 103.9 | 106.7 | 107.1 | 105.1 | 103.0 |
| 02 | WAREN UND DIENSTLEISTUNGEN LANDWIRTSCHAFTLICHER INVESTITIONEN             | GOODS AND SERVICES CONTRIBUTING TO AGRICULTURAL INVESTMENT           | BIENS ET SERVICES CONCOURANT AUX INVESTISSEMENTS DE L'AGRICULTURE       | 93.1  | 93.4  | 93.4  | 92.9  | 93.6  | 93.8  | 93.2  | 93.9  | 93.9  | 93.9  | 94.1  | 94.0  | 93.6  |
| 12 | Maschinen und andere Ausrüstungsgüter                                     | Machinery and other equipment  | Machines et autres biens d'équipement                                   | 79.8  | 81.1  | 80.9  | 80.5  | 84.5  | 84.2  | 83.6  | 81.1  | 81.2  | 80.9  | 81.5  | 81.3  | 81.0  |
| 13 | Bauten  | Buildings  | Ouvrages  | 99.6  | 99.4  | 99.6  | 98.9  | 98.1  | 98.5  | 97.9  | 100.1 | 100.2 | 100.3 | 100.3 | 100.3 | 99.8  |

## DEFLATIONIERTE PREISINDIZES / DEFLATED PRICE INDICES / INDICES DES PRIX DEFLATES

1990 = 100 (ohne MwSt / excluding VAT / TVA exclue)

## FRANCE

|    |   |  | 1994  |       |       |       |       | 1995  |       |       |       |       |       |       |       |  |
|----|---|--|-------|-------|-------|-------|-------|-------|-------|-------|-------|-------|-------|-------|-------|--|
|    |   |  | sep   | oct   | nov   | dec   | jan   | feb   | mar   | apr   | mai   | Jun   | Jul   | aug   | sep   |  |
| 00 | INSGESAMT (01 + 02)   | TOTAL (01 + 02)  | 92.6  | 92.4  | 92.5  | 92.8  | 93.0  | 92.9  | 93.0  | 93.2  | 93.0  | 93.0  | 93.3  | 93.0  | 92.9  |  |
| 01 | WAREN UND DIENSTLEISTUNGEN DES LAUFENDEN LANDWIRTSCHAFTLICHEN VERBRAUCHS  | GOODS AND SERVICES CURRENTLY CONSUMED IN AGRICULTURE                 | 90.7  | 90.5  | 90.6  | 91.0  | 91.1  | 91.1  | 91.1  | 91.3  | 91.2  | 91.1  | 91.3  | 91.1  | 90.9  |  |
| 1  | Saat- und Pflanzgut   | Seeds  | 75.9  | 76.3  | 76.6  | 77.1  | 78.1  | 77.2  | 76.3  | 76.8  | 76.7  | 76.6  | 79.5  | 79.1  | 78.3  |  |
| 2  | Nutz- und Zuchtvieh   | Animals for rearing and production                                   | 91.1  | 90.1  | 93.7  | 98.4  | 100.6 | 101.4 | 98.7  | 99.6  | 98.2  | 93.6  | 87.2  | 84.3  | 83.3  |  |
| 3  | Energie und Schmierstoffe   | Energy, lubricants   | 83.1  | 83.2  | 83.5  | 83.8  | 83.7  | 83.4  | 82.7  | 82.3  | 82.1  | 81.6  | 80.8  | 80.9  | 81.6  |  |
| 4  | Dünge- und Bodenverbesserungsmittel                                       | Fertilizers, soil improvers  | 84.8  | 85.1  | 85.8  | 86.8  | 88.3  | 89.1  | 89.9  | 90.5  | 90.5  | 90.2  | 89.8  | 89.3  | 89.3  |  |
| 41 | Einnährstoffdünger  | Straight fertilizers   | 82.2  | 82.6  | 83.3  | 84.8  | 87.1  | 88.3  | 89.5  | 90.4  | 90.7  | 90.3  | 89.9  | 89.3  | 89.5  |  |
| 42 | Mehrnährstoffdünger   | Compound fertilizers   | 86.1  | 86.4  | 87.1  | 87.8  | 88.9  | 89.3  | 89.7  | 90.2  | 90.2  | 90.0  | 89.5  | 89.1  | 88.9  |  |
| 43 | Sonstige Dünge- und Bodenverbesserungsmittel                              | Other fertilizers, soil improvers                                    | 95.6  | 96.0  | 96.0  | 96.3  | 94.8  | 94.8  | 94.6  | 94.3  | 92.6  | 92.2  | 92.2  | 92.6  | 92.7  |  |
| 5  | Pflanzenschutzmittel  | Plant protection products  | 95.9  | 95.5  | 95.2  | 95.1  | 93.5  | 93.4  | 93.5  | 94.3  | 94.4  | 94.7  | 95.0  | 94.5  | 94.3  |  |
| 6  | Futtermittel  | Animal feedingstuffs   | 86.8  | 86.2  | 86.0  | 86.0  | 85.7  | 85.7  | 85.7  | 85.6  | 85.2  | 85.0  | 84.9  | 84.5  | 84.1  |  |
| 61 | Einzel Futtermittel   | Straight feedingstuffs   | 86.3  | 85.2  | 84.4  | 84.1  | 84.1  | 83.6  | 83.9  | 83.0  | 81.6  | 80.3  | 80.2  | 80.9  | 81.1  |  |
| 62 | Mischfuttermittel   | Compound feedingstuffs   | 86.9  | 86.4  | 86.2  | 86.3  | 86.0  | 86.0  | 85.9  | 86.0  | 85.7  | 85.7  | 85.6  | 85.0  | 84.6  |  |
| 7  | Material und Kleinwerkzeug  | Material and small tools   | 96.5  | 96.2  | 96.2  | 97.0  | 96.8  | 96.4  | 96.1  | 96.0  | 95.9  | 96.5  | 96.7  | 96.2  | 95.6  |  |
| 8  | Instandhaltung und Reparatur von Maschinen                                | Maintenance and repair of plant                                      | 114.3 | 114.2 | 114.3 | 114.8 | 116.3 | 116.5 | 116.5 | 116.5 | 116.4 | 116.5 | 117.4 | 118.7 | 119.0 |  |
| 9  | Instandhaltung und Reparatur von Wirtschaftsgebäuden und sonstigen Bauten | Maintenance and repair of agricultural buildings and other buildings | 105.6 | 105.3 | 105.3 | 105.3 | 105.2 | 104.8 | 105.2 | 105.2 | 105.0 | 105.0 | 105.6 | 105.2 | 104.7 |  |
| 10 | Veterinärleistungen   | Veterinary services  | 96.5  | 96.2  | 96.6  | 96.7  | 96.7  | 96.4  | 98.1  | 98.1  | 97.9  | 98.0  | 98.2  | 97.8  | 98.1  |  |
| 11 | Allgemeine Wirtschaftsausgaben  | General expenses   | 110.9 | 110.7 | 110.9 | 111.4 | 111.4 | 111.7 | 111.7 | 112.2 | 112.3 | 112.4 | 113.0 | 113.1 | 112.7 |  |
| 02 | WAREN UND DIENSTLEISTUNGEN LANDWIRTSCHAFTLICHER INVESTITIONEN             | GOODS AND SERVICES CONTRIBUTING TO AGRICULTURAL INVESTMENT           | 101.0 | 100.8 | 100.8 | 100.9 | 101.1 | 100.8 | 101.3 | 101.2 | 101.0 | 101.3 | 101.6 | 101.1 | 101.4 |  |
| 12 | Maschinen und andere Ausrüstungsgüter                                     | Machinery and other equipment  | 101.7 | 101.5 | 101.5 | 102.0 | 101.8 | 101.4 | 102.1 | 102.1 | 101.9 | 102.5 | 102.9 | 102.4 | 103.0 |  |
| 13 | Bauten  | Buildings  | 99.4  | 99.3  | 99.3  | 98.4  | 99.8  | 99.7  | 99.4  | 99.4  | 99.2  | 98.6  | 98.7  | 98.3  | 98.0  |  |

## DEFLATIONIERTE PREISINDIZES / DEFLATED PRICE INDICES / INDICES DES PRIX DEFLATES

1990 = 100 (ohne MwSt / excluding VAT / TVA exclue)

|    |   |  | IRELAND   |       |       |       |       |       |       |       |       |       |       |       |       |       |
|----|---|--|---|-------|-------|-------|-------|-------|-------|-------|-------|-------|-------|-------|-------|-------|
|    |   |  | 1994  |       |       |       | 1995  |       |       |       |       |       |       |       |       |       |
|    |   |  | sep   | oct   | nov   | dec   | jan   | feb   | mar   | apr   | mai   | jun   | jul   | aug   | sep   |       |
| 00 | INSGESAMT (01 + 02)   | TOTAL (01 + 02)  | TOTAL (01 + 02)   | 93.4  | 92.9  | 93.1  | 93.4  | 93.6  | 94.0  | 94.2  | 93.6  | 93.8  | 93.8  | 93.3  | 93.2  | 93.5  |
| 01 | WAREN UND DIENSTLEISTUNGEN DES LAUFENDEN LANDWIRTSCHAFTLICHEN VERBRAUCHS  | GOODS AND SERVICES CURRENTLY CONSUMED IN AGRICULTURE                 | BIENS ET SERVICES DE CONSOMMATION COURANTE DE L'AGRICULTURE             | 91.0  | 90.3  | 90.5  | 90.9  | 90.8  | 91.2  | 91.3  | 90.6  | 90.9  | 90.9  | 90.4  | 90.3  | 90.7  |
| 1  | Saat- und Pflanzgut   | Seeds  | Semences et plants  | 104.5 | 103.9 | 103.9 | 103.9 | 116.1 | 116.1 | 116.1 | 115.0 | 115.0 | 115.0 | 114.4 | 114.4 | 114.4 |
| 2  | Nutz- und Zuchtvieh   | Animals for rearing and production                                   | Animaux d'élevage et de rente   | 83.3  | 79.4  | 84.9  | 87.5  | 94.8  | 91.5  | 84.0  | 89.2  | 88.7  | 79.5  | 75.9  | 75.9  | 81.6  |
| 3  | Energie und Schmierstoffe   | Energy, lubricants   | Energie et lubrifiants  | 87.8  | 86.3  | 86.2  | 86.3  | 84.7  | 84.7  | 85.3  | 84.7  | 86.0  | 87.1  | 85.6  | 84.9  | 86.0  |
| 4  | Dünge- und Bodenverbesserungsmittel                                       | Fertilizers, soil improvers  | Engrais et amendements  | 84.3  | 84.6  | 85.6  | 87.7  | 88.2  | 89.2  | 88.5  | 88.1  | 88.1  | 88.1  | 87.6  | 87.6  | 88.3  |
| 41 | Einnährstoffdünger  | Straight fertilizers   | Engrais simples   | 84.0  | 84.4  | 86.4  | 89.7  | 91.5  | 93.2  | 92.6  | 92.1  | 92.2  | 92.1  | 91.7  | 91.7  | 92.0  |
| 42 | Mehrnährstoffdünger   | Compound fertilizers   | Engrais composés  | 84.0  | 84.2  | 84.8  | 86.5  | 86.4  | 87.1  | 86.5  | 86.0  | 86.1  | 86.1  | 85.6  | 85.6  | 86.4  |
| 43 | Sonstige Dünge- und Bodenverbesserungsmittel                              | Other fertilizers, soil improvers                                    | Autres engrais et amendements   | 93.7  | 93.6  | 93.6  | 93.6  | 92.8  | 92.8  | 92.8  | 91.9  | 91.9  | 91.9  | 91.4  | 91.4  | 91.4  |
| 5  | Pflanzenschutzmittel  | Plant protection products  | Produits de protection des cultures                                     | 102.5 | 100.9 | 100.9 | 101.0 | 100.1 | 100.1 | 100.3 | 99.9  | 100.6 | 100.0 | 99.5  | 99.4  | 99.4  |
| 6  | Futtermittel  | Animal feedingsuffs  | Aliments des animaux  | 88.4  | 87.2  | 86.9  | 86.9  | 86.2  | 86.4  | 86.6  | 85.7  | 85.7  | 85.4  | 85.1  | 85.1  | 85.2  |
| 61 | Einzel Futtermittel   | Straight feedingsuffs  | Aliments simples  | 90.9  | 88.8  | 89.4  | 89.6  | 89.0  | 89.7  | 89.9  | 89.1  | 89.1  | 89.3  | 89.2  | 89.7  | 90.0  |
| 62 | Mischfuttermittel   | Compound feedingsuffs  | Aliments composés   | 88.1  | 87.0  | 86.7  | 86.6  | 85.9  | 86.1  | 86.1  | 85.3  | 85.3  | 85.0  | 84.6  | 84.6  | 84.7  |
| 7  | Material und Kleinwerkzeug  | Material and small tools   | Matériel et petit outillage   | 98.0  | 98.1  | 98.7  | 98.7  | 99.2  | 99.8  | 99.8  | 99.6  | 101.3 | 101.6 | 101.1 | 101.1 | 101.1 |
| 8  | Instandhaltung und Reparatur von Maschinen                                | Maintenance and repair of plant                                      | Entretien et réparation du matériel                                     | 101.4 | 101.3 | 101.4 | 101.4 | 100.6 | 101.5 | 101.5 | 100.5 | 101.4 | 101.4 | 100.8 | 101.3 | 101.3 |
| 9  | Instandhaltung und Reparatur von Wirtschaftsgebäuden und sonstigen Bauten | Maintenance and repair of agricultural buildings and other buildings | Entretien et réparation des bâtiments d'exploitation et autres ouvrages | 108.1 | 107.9 | 108.4 | 108.4 | 107.5 | 108.3 | 108.4 | 107.4 | 108.4 | 108.4 | 107.8 | 107.9 | 107.9 |
| 10 | Veterinärleistungen   | Veterinary services  | Services vétérinaires   | 101.3 | 101.5 | 101.3 | 101.2 | 100.8 | 101.0 | 102.5 | 102.0 | 102.0 | 102.3 | 102.1 | 102.1 | 102.2 |
| 11 | Allgemeine Wirtschaftsausgaben  | General expenses   | Frais généraux  | 93.8  | 93.7  | 93.8  | 93.8  | 93.3  | 93.3  | 93.3  | 92.4  | 91.2  | 91.2  | 90.7  | 90.1  | 90.1  |
| 02 | WAREN UND DIENSTLEISTUNGEN LANDWIRTSCHAFTLICHER INVESTITIONEN             | GOODS AND SERVICES CONTRIBUTING TO AGRICULTURAL INVESTMENT           | BIENS ET SERVICES CONCOURANT AUX INVESTISSEMENTS DE L'AGRICULTURE       | 101.9 | 101.9 | 102.3 | 102.2 | 103.6 | 104.0 | 104.7 | 103.8 | 103.8 | 103.8 | 103.3 | 103.4 | 103.5 |
| 12 | Maschinen und andere Ausrüstungsgüter                                     | Machinery and other equipment  | Machines et autres biens d'équipement                                   | 98.9  | 98.9  | 99.2  | 99.3  | 100.0 | 100.2 | 100.9 | 100.0 | 100.0 | 100.1 | 99.7  | 99.8  | 100.1 |
| 13 | Bauten  | Buildings  | Ouvrages  | 105.3 | 105.3 | 105.8 | 105.4 | 107.5 | 108.1 | 109.0 | 108.0 | 107.9 | 107.9 | 107.4 | 107.4 | 107.3 |

## DEFLATIONIERTE PREISINDIZES / DEFLATED PRICE INDICES / INDICES DES PRIX DEFLATES

1990 = 100 (ohne MwSt / excluding VAT / TVA exclue)

|    |   |  | ITALIA |       |       |       |       |       |       |       |       |       |       |       |       |
|----|---|--|--------|-------|-------|-------|-------|-------|-------|-------|-------|-------|-------|-------|-------|
|    |   |  | 1994   | 1994  | 1994  | 1994  | 1995  | 1995  | 1995  | 1995  | 1995  | 1995  | 1995  | 1995  |       |
|    |   |  | sep    | oct   | nov   | dec   | jan   | feb   | mar   | apr   | mai   | jun   | jul   | aug   | sep   |
| 00 | INSGESAMT (01 + 02)   | TOTAL (01 + 02)  | 96.4   | 96.2  | 95.9  | 96.2  | 97.0  | 97.0  | 97.9  | 99.1  | 99.5  | 99.3  | 99.5  | 99.5  | 99.3  |
| 01 | WAREN UND DIENSTLEISTUNGEN DES LAUFENDEN LANDWIRTSCHAFTLICHEN VERBRAUCHS  | GOODS AND SERVICES CURRENTLY CONSUMED IN AGRICULTURE                 | 92.5   | 92.3  | 92.5  | 93.0  | 93.8  | 94.3  | 96.0  | 98.5  | 99.2  | 98.8  | 99.1  | 99.1  | 98.5  |
|    |   |  |        |       |       |       |       |       |       |       |       |       |       |       |       |
| 1  | Saat- und Pflanzgut   | Seeds  | 95.0   | 94.4  | 94.6  | 95.4  | 96.4  | 94.5  | 96.4  | 99.1  | 99.7  | 99.2  | 99.4  | 99.0  | 98.4  |
| 2  | Nutz- und Zuchtvieh   | Animals for rearing and production                                   | 98.7   | 99.2  | 98.3  | 97.2  | 98.3  | 99.9  | 102.5 | 104.5 | 105.0 | 105.8 | 103.1 | 101.0 | 100.1 |
| 3  | Energie und Schmierstoffe   | Energy, lubricants   | 102.2  | 103.2 | 103.2 | 103.6 | 105.9 | 109.5 | 115.8 | 117.0 | 116.9 | 116.1 | 116.1 | 114.4 | 115.4 |
| 4  | Dünge- und Bodenverbesserungsmittel                                       | Fertilizers, soil improvers  | 93.5   | 93.7  | 94.5  | 98.0  | 101.2 | 102.8 | 104.3 | 108.2 | 108.3 | 107.4 | 107.4 | 106.8 | 106.7 |
| 41 | Einnährstoffdünger  | Straight fertilizers   | 94.2   | 95.3  | 96.9  | 101.9 | 107.2 | 109.0 | 111.0 | 115.9 | 116.1 | 114.8 | 114.6 | 113.8 | 113.7 |
| 42 | Mehrnährstoffdünger   | Compound fertilizers   | 92.7   | 92.2  | 92.4  | 94.8  | 96.3  | 98.0  | 98.9  | 102.1 | 102.3 | 101.7 | 101.8 | 101.3 | 101.3 |
| 43 | Sonstige Dünge- und Bodenverbesserungsmittel                              | Other fertilizers, soil improvers                                    | 98.8   | 98.7  | 98.3  | 100.9 | 100.8 | 100.2 | 103.6 | 103.1 | 102.5 | 102.6 | 102.4 | 102.1 | 103.6 |
| 5  | Pflanzenschutzmittel  | Plant protection products  | 101.7  | 101.4 | 101.1 | 101.0 | 101.9 | 101.0 | 100.4 | 101.2 | 101.9 | 101.5 | 101.2 | 100.8 | 100.7 |
| 6  | Futtermittel  | Animal feedingstuffs   | 91.1   | 90.6  | 90.6  | 90.7  | 90.5  | 90.2  | 91.6  | 94.7  | 95.8  | 95.8  | 96.5  | 97.2  | 96.1  |
| 61 | Einzel Futtermittel   | Straight feedingstuffs   | 95.0   | 95.1  | 96.1  | 96.5  | 96.3  | 96.7  | 99.3  | 103.9 | 105.6 | 105.7 | 106.3 | 107.4 | 105.5 |
| 62 | Mischfuttermittel   | Compound feedingstuffs   | 89.2   | 88.5  | 88.0  | 87.9  | 87.8  | 87.1  | 88.0  | 90.3  | 91.1  | 91.1  | 91.9  | 92.3  | 91.6  |
| 7  | Material und Kleinwerkzeug  | Material and small tools   | 95.1   | 96.4  | 97.2  | 99.7  | 101.5 | 102.8 | 104.3 | 107.1 | 108.1 | 107.9 | 108.1 | 107.8 | 107.0 |
| 8  | Instandhaltung und Reparatur von Maschinen                                | Maintenance and repair of plant                                      | 95.7   | 95.2  | 95.8  | 95.5  | 95.1  | 96.5  | 95.8  | 95.4  | 97.0  | 96.3  | 96.2  | 97.3  | 97.0  |
| 9  | Instandhaltung und Reparatur von Wirtschaftsgebäuden und sonstigen Bauten | Maintenance and repair of agricultural buildings and other buildings | 100.7  | 100.5 | 100.5 | 100.3 | 99.9  | 99.7  | 99.3  | 99.7  | 99.3  | 100.1 | 100.4 | 100.1 | 101.5 |
| 10 | Veterinärleistungen   | Veterinary services  | 92.4   | 92.0  | 91.6  | 91.4  | 96.3  | 95.6  | 95.0  | 94.5  | 94.0  | 93.3  | 93.2  | 92.9  | 92.7  |
| 11 | Allgemeine Wirtschaftsausgaben  | General expenses   | 76.0   | 75.6  | 77.1  | 76.9  | 76.9  | 79.7  | 81.6  | 82.9  | 82.9  | 81.7  | 81.0  | 80.6  | 79.7  |
| 02 | WAREN UND DIENSTLEISTUNGEN LANDWIRTSCHAFTLICHER INVESTITIONEN             | GOODS AND SERVICES CONTRIBUTING TO AGRICULTURAL INVESTMENT           | 100.4  | 100.2 | 99.3  | 99.5  | 100.2 | 99.9  | 99.7  | 99.8  | 99.8  | 99.8  | 99.8  | 99.9  | 100.1 |
| 12 | Maschinen und andere Ausrüstungsgüter                                     | Machinery and other equipment  | 101.2  | 101.2 | 101.0 | 101.3 | 102.7 | 102.4 | 102.4 | 102.7 | 102.5 | 103.1 | 103.4 | 103.7 | 104.5 |
| 13 | Bauten  | Buildings  | 99.7   | 99.3  | 98.0  | 98.0  | 98.0  | 97.7  | 97.5  | 97.3  | 97.5  | 97.0  | 96.8  | 96.7  | 96.5  |

## DEFLATIONIERTE PREISINDIZES / DEFLATED PRICE INDICES / INDICES DES PRIX DEFLATES

1990 = 100 (ohne MwSt / excluding VAT / TVA exclue)

|    |   |  | LUXEMBOURG  |       |       |       |       |       |       |       |       |       |       |       |       |       |
|----|---|--|---|-------|-------|-------|-------|-------|-------|-------|-------|-------|-------|-------|-------|-------|
|    |   |  | 1994  |       |       |       |       | 1995  |       |       |       |       |       |       |       |       |
|    |   |  | sep   | oct   | nov   | dec   | jan   | feb   | mar   | apr   | mai   | jun   | jul   | aug   | sep   |       |
| 00 | INSGESAMT (01 + 02)   | TOTAL (01 + 02)  | TOTAL (01 + 02)   | 94.1  | 94.3  | 94.0  | 93.7  | 94.9  | 94.7  | 94.6  | 94.7  | 94.6  | 94.5  | 94.5  | 94.8  | 94.8  |
| 01 | WAREN UND DIENSTLEISTUNGEN DES LAUFENDEN LANDWIRTSCHAFTLICHEN VERBRAUCHS  | GOODS AND SERVICES CURRENTLY CONSUMED IN AGRICULTURE                 | BIENS ET SERVICES DE CONSOMMATION COURANTE DE L'AGRICULTURE             | 89.9  | 90.3  | 89.9  | 89.5  | 91.4  | 91.2  | 91.0  | 91.1  | 91.0  | 90.8  | 90.8  | 91.3  | 91.3  |
| 1  | Saat- und Pflanzgut   | Seeds  | Semences et plants  | 85.5  | 84.4  | 84.2  | 84.1  | 84.5  | 84.4  | 84.3  | 84.4  | 84.2  | 84.1  | 84.0  | 84.1  | 84.0  |
| 2  | Nutz- und Zuchtvieh   | Animals for rearing and production                                   | Animaux d'élevage et de rente   | 71.9  | 81.5  | 79.9  | 77.1  | 76.9  | 76.7  | 76.7  | 76.7  | 76.6  | 76.5  | 76.4  | 76.4  | 76.4  |
| 3  | Energie und Schmierstoffe   | Energy, lubricants   | Energie et lubrifiants  | 90.5  | 89.7  | 89.1  | 87.1  | 85.9  | 84.3  | 82.8  | 82.5  | 83.8  | 84.1  | 85.4  | 87.9  | 89.8  |
| 4  | Dünge- und Bodenverbesserungsmittel                                       | Fertilizers, soil improvers  | Engrais et amendements  | 82.9  | 83.4  | 83.2  | 83.1  | 87.9  | 87.7  | 87.7  | 87.7  | 87.6  | 87.4  | 87.4  | 87.4  | 87.3  |
| 41 | Einnährstoffdünger  | Straight fertilizers   | Engrais simples   | 84.6  | 85.2  | 85.0  | 84.9  | 88.0  | 87.8  | 87.8  | 87.8  | 87.6  | 87.5  | 87.5  | 87.5  | 87.4  |
| 42 | Mehrnährstoffdünger   | Compound fertilizers   | Engrais composés  | 76.0  | 75.9  | 75.7  | 75.6  | 87.6  | 87.4  | 87.4  | 87.4  | 87.2  | 87.1  | 87.1  | 87.1  | 87.0  |
| 43 | Sonstige Dünge- und Bodenverbesserungsmittel                              | Other fertilizers, soil improvers                                    | Autres engrais et amendements   | 100.0 | 100.0 | 100.0 | 100.0 | 100.0 | 100.0 | 100.0 | 100.0 | 100.0 | 100.0 | 100.0 | 100.0 | 100.0 |
| 6  | Pflanzenschutzmittel  | Plant protection products  | Produits de protection des cultures                                     | 123.0 | 122.8 | 122.5 | 122.3 | 125.0 | 124.8 | 124.7 | 124.7 | 124.5 | 124.4 | 124.3 | 124.3 | 124.2 |
| 6  | Futtermittel  | Animal feedingstuffs   | Aliments des animaux  | 81.0  | 80.8  | 80.5  | 80.5  | 83.5  | 83.4  | 83.3  | 83.3  | 83.2  | 82.5  | 82.6  | 82.7  | 82.6  |
| 61 | Einzel Futtermittel   | Straight feedingstuffs   | Aliments simples  | 60.0  | 59.1  | 58.9  | 58.9  | 59.3  | 59.2  | 59.2  | 59.2  | 59.1  | 53.3  | 55.4  | 55.4  | 55.3  |
| 62 | Mischfuttermittel   | Compound feedingstuffs   | Aliments composés   | 83.6  | 83.5  | 83.2  | 83.1  | 86.5  | 86.4  | 86.3  | 86.3  | 86.2  | 86.1  | 86.0  | 86.1  | 85.9  |
| 7  | Material und Kleinwerkzeug  | Material and small tools   | Matériel et petit outillage   | 101.4 | 101.6 | 101.8 | 101.6 | 101.3 | 101.3 | 101.5 | 101.6 | 101.5 | 101.4 | 101.6 | 102.2 | 102.1 |
| 8  | Instandhaltung und Reparatur von Maschinen                                | Maintenance and repair of plant                                      | Entretien et réparation du matériel                                     | 93.4  | 93.7  | 93.3  | 93.2  | 94.1  | 94.2  | 94.2  | 94.8  | 94.5  | 94.8  | 94.5  | 94.9  | 94.7  |
| 9  | Instandhaltung und Reparatur von Wirtschaftsgebäuden und sonstigen Bauten | Maintenance and repair of agricultural buildings and other buildings | Entretien et réparation des bâtiments d'exploitation et autres ouvrages | 105.0 | 104.8 | 104.5 | 104.4 | 104.4 | 104.2 | 104.2 | 104.2 | 104.0 | 103.8 | 103.8 | 103.8 | 103.7 |
| 10 | Veterinärleistungen   | Veterinary services  | Services vétérinaires   | 117.5 | 117.3 | 117.0 | 116.9 | 116.5 | 116.3 | 116.2 | 116.2 | 116.0 | 115.9 | 115.8 | 115.8 | 115.7 |
| 11 | Allgemeine Wirtschaftsausgaben  | General expenses   | Frais généraux  | 98.1  | 98.2  | 97.9  | 97.8  | 99.1  | 99.1  | 98.9  | 99.4  | 98.8  | 98.8  | 98.0  | 99.1  | 98.5  |
| 02 | WAREN UND DIENSTLEISTUNGEN LANDWIRTSCHAFTLICHER INVESTITIONEN             | GOODS AND SERVICES CONTRIBUTING TO AGRICULTURAL INVESTMENT           | BIENS ET SERVICES CONCOURANT AUX INVESTISSEMENTS DE L'AGRICULTURE       | 99.9  | 99.7  | 99.5  | 99.4  | 99.7  | 99.6  | 99.6  | 99.7  | 99.6  | 99.5  | 99.5  | 99.5  | 99.5  |
| 12 | Maschinen und andere Ausrüstungsgüter                                     | Machinery and other equipment  | Machines et autres biens d'équipement                                   | 100.4 | 100.2 | 100.0 | 100.0 | 99.9  | 99.7  | 99.8  | 100.0 | 99.9  | 99.8  | 99.8  | 99.9  | 99.9  |
| 13 | Bauten  | Buildings  | Ouvrages  | 99.2  | 99.1  | 98.8  | 98.7  | 99.6  | 99.4  | 99.3  | 99.4  | 99.2  | 99.1  | 99.0  | 99.0  | 98.9  |



## DEFLATIONIERTE PREISINDIZES / DEFLATED PRICE INDICES / INDICES DES PRIX DEFLATES

1990 = 100 (ohne MwSt / excluding VAT / TVA exclue)

|    |   |  | NEDERLAND |       |       |       |       |       |       |       |       |       |       |       |       |
|----|---|--|-----------|-------|-------|-------|-------|-------|-------|-------|-------|-------|-------|-------|-------|
|    |   |  | 1994      | oct   | nov   | dec   | 1995  | feb   | mar   | apr   | mai   | jun   | jul   | aug   | sep   |
|    |   |  | sep       |       |       |       | jan   |       |       |       |       |       |       |       |       |
| 00 | INSGESAMT (01 + 02)   | TOTAL (01 + 02)  | 90.5      | 89.9  | 90.5  | 90.3  | 91.8  | 94.6  | 93.4  | 92.8  | 90.9  | 91.2  | 92.1  | 90.8  | 88.9  |
| 01 | WAREN UND DIENSTLEISTUNGEN DES LAUFENDEN LANDWIRTSCHAFTLICHEN VERBRAUCHS  | GOODS AND SERVICES CURRENTLY CONSUMED IN AGRICULTURE                 | 88.2      | 87.4  | 88.1  | 87.7  | 89.2  | 93.0  | 91.6  | 90.8  | 88.3  | 88.7  | 89.8  | 88.2  | 85.9  |
| 1  | Saat- und Pflanzgut   | Seeds  | 108.1     | 113.2 | 119.2 | 98.2  | 103.9 | 183.3 | 174.0 | 176.8 | 108.2 | 123.7 | 163.4 | 131.3 | 89.8  |
| 2  | Nutz- und Zuchtvieh   | Animals for rearing and production                                   | 78.8      | 69.7  | 73.9  | 77.6  | 93.0  | 96.6  | 83.9  | 66.4  | 81.6  | 84.0  | 67.5  | 62.3  | 60.3  |
| 3  | Energie und Schmierstoffe   | Energy, lubricants   | 80.9      | 81.8  | 82.3  | 82.6  | 84.4  | 84.0  | 83.3  | 84.1  | 84.4  | 84.5  | 84.2  | 84.9  | 84.8  |
| 4  | Dünge- und Bodenverbesserungsmittel                                       | Fertilizers, soil improvers  | 76.2      | 78.2  | 81.2  | 82.2  | 84.8  | 88.3  | 90.0  | 91.7  | 93.0  | 93.1  | 93.2  | 93.1  | 92.2  |
| 41 | Einnährstoffdünger  | Straight fertilizers   | 75.9      | 79.0  | 82.5  | 84.0  | 86.3  | 89.3  | 91.4  | 93.7  | 95.4  | 95.6  | 95.3  | 95.1  | 94.1  |
| 42 | Mehrnährstoffdünger   | Compound fertilizers   | 74.3      | 74.3  | 76.6  | 76.9  | 80.2  | 85.5  | 86.5  | 87.3  | 87.9  | 88.1  | 88.7  | 88.4  | 87.7  |
| 43 | Sonstige Dünge- und Bodenverbesserungsmittel                              | Other fertilizers, soil improvers                                    | 94.5      | 94.2  | 94.8  | 95.7  | 97.5  | 94.7  | 94.8  | 94.6  | 95.0  | 95.1  | 96.1  | 97.5  | 97.8  |
| 5  | Pflanzenschutzmittel  | Plant protection products  | 104.2     | 104.1 | 104.4 | 104.8 | 103.7 | 103.2 | 102.7 | 102.5 | 102.7 | 102.8 | 102.8 | 102.7 | 101.8 |
| 6  | Futtermittel  | Animal feedingstuffs   | 81.5      | 80.7  | 80.3  | 80.2  | 80.3  | 80.5  | 80.0  | 79.3  | 79.2  | 79.2  | 78.9  | 78.4  | 77.3  |
| 61 | Einzel Futtermittel   | Straight feedingstuffs   | 87.0      | 85.1  | 86.6  | 87.3  | 88.4  | 89.1  | 88.4  | 86.9  | 84.0  | 83.9  | 85.2  | 85.8  | 85.1  |
| 62 | Mischfuttermittel   | Compound feedingstuffs   | 81.4      | 80.7  | 80.3  | 80.1  | 80.2  | 80.3  | 79.9  | 79.2  | 79.2  | 79.1  | 78.8  | 78.3  | 77.2  |
| 7  | Material und Kleinwerkzeug  | Material and small tools   | 93.6      | 93.6  | 93.8  | 94.1  | 93.0  | 92.5  | 92.1  | 92.8  | 92.9  | 93.1  | 93.1  | 92.9  | 92.2  |
| 8  | Instandhaltung und Reparatur von Maschinen                                | Maintenance and repair of plant                                      | 100.6     | 100.5 | 99.0  | 99.4  | 99.2  | 98.7  | 98.1  | 98.8  | 99.0  | 98.3  | 98.3  | 98.1  | 97.4  |
| 9  | Instandhaltung und Reparatur von Wirtschaftsgebäuden und sonstigen Bauten | Maintenance and repair of agricultural buildings and other buildings | 97.1      | 97.0  | 97.3  | 97.6  | 98.3  | 97.8  | 97.3  | 98.0  | 98.1  | 98.3  | 98.3  | 98.1  | 97.4  |
| 10 | Veterinärleistungen   | Veterinary services  | 101.9     | 101.8 | 102.1 | 102.4 | 98.6  | 98.0  | 97.5  | 97.4  | 97.5  | 97.7  | 97.7  | 97.5  | 96.8  |
| 11 | Allgemeine Wirtschaftsausgaben  | General expenses   | 107.9     | 102.0 | 106.3 | 109.3 | 115.6 | 119.3 | 114.5 | 111.1 | 109.3 | 107.2 | 107.6 | 107.0 | 108.9 |
| 02 | WAREN UND DIENSTLEISTUNGEN LANDWIRTSCHAFTLICHER INVESTITIONEN             | GOODS AND SERVICES CONTRIBUTING TO AGRICULTURAL INVESTMENT           | 97.8      | 97.7  | 98.0  | 98.3  | 99.9  | 99.4  | 98.9  | 98.7  | 98.9  | 99.0  | 99.0  | 98.9  | 98.1  |
| 12 | Maschinen und andere Ausrüstungsgüter                                     | Machinery and other equipment  | 95.5      | 95.4  | 95.7  | 96.0  | 97.5  | 97.0  | 96.5  | 96.3  | 96.5  | 96.7  | 96.7  | 96.5  | 95.7  |
| 13 | Bauten  | Buildings  | 102.4     | 102.3 | 102.6 | 103.0 | 104.9 | 104.3 | 103.8 | 103.6 | 103.8 | 103.9 | 103.9 | 103.8 | 102.9 |

## DEFLATIONIERTE PREISINDIZES / DEFLATED PRICE INDICES / INDICES DES PRIX DEFLATES

1990 = 100 (ohne MwSt / excluding VAT / TVA exclue)

|    |   |  | ÖSTERREICH  |       |       |       |       |       |       |       |       |       |       |       |       |       |
|----|---|--|---|-------|-------|-------|-------|-------|-------|-------|-------|-------|-------|-------|-------|-------|
|    |   |  | 1994  |       |       |       | 1995  |       |       |       |       |       |       |       |       |       |
|    |   |  | sep   | oct   | nov   | dec   | jan   | feb   | mar   | apr   | mal   | jun   | jul   | aug   | sep   |       |
| 00 | INSGESAMT (01 + 02)   | TOTAL (01 + 02)  | TOTAL (01 + 02)   | 90.8  | 91.1  | 91.2  | 91.2  | 90.9  | 90.5  | 90.2  | 90.2  | 90.2  | 89.8  | 90.1  | 89.6  | 90.4  |
| 01 | WAREN UND DIENSTLEISTUNGEN DES LAUFENDEN LANDWIRTSCHAFTLICHEN VERBRAUCHS  | GOODS AND SERVICES CURRENTLY CONSUMED IN AGRICULTURE                 | BIENS ET SERVICES DE CONSOMMATION COURANTE DE L'AGRICULTURE             | 84.6  | 84.5  | 84.6  | 84.6  | 84.5  | 84.1  | 83.9  | 83.5  | 83.5  | 83.2  | 83.7  | 83.3  | 84.1  |
| 1  | Saat- und Pflanzgut   | Seeds  | Semences et plants  | 95.8  | 95.6  | 95.7  | 95.7  | 95.7  | 95.3  | 95.0  | 94.9  | 94.9  | 94.6  | 93.9  | 93.4  | 94.3  |
| 2  | Nutz- und Zuchtvieh   | Animals for rearing and production                                   | Animaux d'élevage et de rente   | 100.0 | 100.0 | 100.0 | 100.0 | 100.0 | 100.0 | 100.0 | 100.0 | 100.0 | 100.0 | 100.0 | 100.0 | 100.0 |
| 3  | Energie und Schmierstoffe   | Energy, lubricants   | Energie et lubrifiants  | 90.5  | 90.9  | 91.0  | 91.0  | 91.0  | 90.6  | 90.3  | 90.3  | 90.3  | 90.0  | 92.8  | 92.3  | 93.2  |
| 4  | Dünge- und Bodenverbesserungsmittel                                       | Fertilizers, soil improvers  | Engrais et amendements  | 47.3  | 46.4  | 46.4  | 46.4  | 46.1  | 45.9  | 45.7  | 45.7  | 45.7  | 45.5  | 45.2  | 45.0  | 45.4  |
| 41 | Einnährstoffdünger  | Straight fertilizers   | Engrais simples   | 50.2  | 49.2  | 49.3  | 49.3  | 48.9  | 48.7  | 48.5  | 48.5  | 48.5  | 48.3  | 48.0  | 47.7  | 48.2  |
| 42 | Mehrnährstoffdünger   | Compound fertilizers   | Engrais composés  | 44.1  | 43.3  | 43.3  | 43.3  | 43.0  | 42.8  | 42.7  | 42.6  | 42.6  | 42.5  | 42.2  | 41.9  | 42.3  |
| 43 | Sonstige Dünge- und Bodenverbesserungsmittel                              | Other fertilizers, soil improvers                                    | Autres engrais et amendements   | 50.2  | 49.2  | 49.3  | 49.3  | 48.9  | 48.7  | 48.5  | 48.5  | 48.5  | 48.3  | 48.0  | 47.7  | 48.2  |
| 5  | Pflanzenschutzmittel  | Plant protection products  | Produits de protection des cultures                                     | 89.1  | 89.3  | 89.4  | 89.4  | 90.0  | 89.6  | 89.3  | 82.5  | 82.5  | 82.2  | 81.6  | 81.2  | 82.0  |
| 6  | Futtermittel  | Animal feedingstuffs   | Aliments des animaux  | 77.9  | 77.4  | 77.4  | 77.4  | 77.0  | 76.7  | 76.4  | 74.7  | 74.7  | 74.5  | 75.2  | 74.8  | 75.5  |
| 61 | Einzel Futtermittel   | Straight feedingstuffs   | Aliments simples  | 77.9  | 77.4  | 77.4  | 77.4  | 77.0  | 76.7  | 76.4  | 74.7  | 74.7  | 74.5  | 75.2  | 74.8  | 75.5  |
| 62 | Mischfuttermittel   | Compound feedingstuffs   | Aliments composés   | 77.9  | 77.4  | 77.4  | 77.4  | 77.0  | 76.7  | 76.4  | 74.7  | 74.7  | 74.5  | 75.2  | 74.8  | 75.5  |
| 7  | Material und Kleinwerkzeug  | Material and small tools   | Matériel et petit outillage   | 100.0 | 100.0 | 100.0 | 100.0 | 100.0 | 100.0 | 100.0 | 100.0 | 100.0 | 100.0 | 100.0 | 100.0 | 100.0 |
| 8  | Instandhaltung und Reparatur von Maschinen                                | Maintenance and repair of plant                                      | Entretien et réparation du matériel                                     | 100.1 | 99.4  | 99.5  | 99.5  | 101.5 | 101.1 | 100.7 | 102.0 | 102.0 | 101.6 | 101.1 | 100.6 | 101.5 |
| 9  | Instandhaltung und Reparatur von Wirtschaftsgebäuden und sonstigen Bauten | Maintenance and repair of agricultural buildings and other buildings | Entretien et réparation des bâtiments d'exploitation et autres ouvrages | 105.6 | 105.8 | 105.9 | 105.9 | 105.1 | 104.7 | 104.3 | 104.7 | 104.7 | 104.3 | 106.0 | 105.4 | 106.4 |
| 10 | Veterinärleistungen   | Veterinary services  | Services vétérinaires   | 89.0  | 89.2  | 89.3  | 89.3  | 83.5  | 83.1  | 82.9  | 82.8  | 82.8  | 82.5  | 81.9  | 81.5  | 82.2  |
| 11 | Allgemeine Wirtschaftsausgaben  | General expenses   | Frais généraux  | 98.3  | 98.7  | 98.8  | 98.8  | 100.6 | 100.2 | 99.8  | 100.2 | 100.2 | 99.8  | 99.1  | 98.6  | 99.5  |
| 02 | WAREN UND DIENSTLEISTUNGEN LANDWIRTSCHAFTLICHER INVESTITIONEN             | GOODS AND SERVICES CONTRIBUTING TO AGRICULTURAL INVESTMENT           | BIENS ET SERVICES CONCOURANT AUX INVESTISSEMENTS DE L'AGRICULTURE       | 99.7  | 100.6 | 100.7 | 100.7 | 100.1 | 99.7  | 99.4  | 99.8  | 99.8  | 99.5  | 99.2  | 98.6  | 99.5  |
| 12 | Maschinen und andere Ausrüstungsgüter                                     | Machinery and other equipment  | Machines et autres biens d'équipement                                   | 98.2  | 98.8  | 98.9  | 98.9  | 98.6  | 98.1  | 97.8  | 98.0  | 98.0  | 97.6  | 97.0  | 96.4  | 97.3  |
| 13 | Bauten  | Buildings  | Ouvrages  | 101.3 | 102.4 | 102.5 | 102.5 | 101.8 | 101.3 | 101.0 | 101.9 | 101.9 | 101.5 | 101.5 | 101.0 | 101.9 |

## DEFLATIONIERTE PREISINDIZES / DEFLATED PRICE INDICES / INDICES DES PRIX DEFLATES

1990 = 100 (ohne MwSt / excluding VAT / TVA exclue)

|    |   |  | PORTUGAL |       |       |       |       |       |       |       |       |       |       |       |       |  |
|----|---|--|----------|-------|-------|-------|-------|-------|-------|-------|-------|-------|-------|-------|-------|--|
|    |   |  | 1994     |       |       |       |       | 1995  |       |       |       |       |       |       |       |  |
|    |   |  | sep      | oct   | nov   | dec   | jan   | feb   | mar   | apr   | mal   | jun   | jul   | aug   | sep   |  |
| 00 | INSGESAMT (01 + 02)   | TOTAL (01 + 02)  | 85.7     | 84.8  | 84.3  | 83.9  | 81.6  | 81.6  | 79.0  | 80.5  | 76.1  | 75.1  | 75.0  | 73.9  | 77.0  |  |
| 01 | WAREN UND DIENSTLEISTUNGEN DES LAUFENDEN LANDWIRTSCHAFTLICHEN VERBRAUCHS  | GOODS AND SERVICES CURRENTLY CONSUMED IN AGRICULTURE                 | 82.7     | 81.7  | 81.0  | 80.6  | 77.3  | 77.4  | 74.4  | 76.3  | 71.2  | 70.0  | 69.9  | 68.7  | 72.4  |  |
| 1  | Saat- und Pflanzgut   | Seeds  | 73.0     | 64.2  | 60.5  | 62.0  | 129.4 | 135.8 | 133.8 | 131.7 | 76.6  | 56.1  | 56.7  | 52.8  | 84.8  |  |
| 2  | Nutz- und Zuchtvieh   | Animals for rearing and production                                   | 71.3     | 64.6  | 64.1  | 64.7  | 79.4  | 70.2  | 82.0  | 72.9  | 68.5  | 90.9  | 82.0  | 60.9  | 85.9  |  |
| 3  | Energie und Schmierstoffe   | Energy, lubricants   | 84.7     | 82.9  | 82.7  | 82.6  | 61.5  | 61.1  | 60.8  | 60.1  | 60.3  | 60.7  | 60.0  | 58.8  | 58.9  |  |
| 4  | Dünge- und Bodenverbesserungsmittel                                       | Fertilizers, soil improvers  | 141.9    | 146.6 | 146.0 | 141.9 | 67.1  | 68.5  | 69.0  | 68.4  | 70.2  | 69.5  | 68.9  | 69.2  | 69.0  |  |
| 41 | Einnährstoffdünger  | Straight fertilizers   | 142.5    | 147.3 | 146.4 | 141.8 | 66.6  | 68.3  | 68.9  | 68.3  | 70.3  | 69.5  | 69.1  | 69.1  | 69.3  |  |
| 42 | Mehrnährstoffdünger   | Compound fertilizers   | 136.4    | 140.1 | 142.7 | 142.2 | 71.2  | 70.4  | 70.0  | 69.7  | 69.9  | 69.5  | 67.3  | 70.3  | 66.9  |  |
| 43 | Sonstige Dünge- und Bodenverbesserungsmittel                              | Other fertilizers, soil improvers                                    | 100.0    | 100.0 | 100.0 | 100.0 | 100.0 | 100.0 | 100.0 | 100.0 | 100.0 | 100.0 | 100.0 | 100.0 | 100.0 |  |
| 5  | Pflanzenschutzmittel  | Plant protection products  | 97.7     | 97.3  | 97.2  | 96.9  | 95.7  | 95.0  | 40.3  | 94.2  | 94.3  | 94.6  | 94.6  | 94.1  | 93.9  |  |
| 6  | Futtermittel  | Animal feedingstuffs   | 66.8     | 66.0  | 65.9  | 65.7  | 68.5  | 68.0  | 67.7  | 66.8  | 66.9  | 67.1  | 67.5  | 67.2  | 67.0  |  |
| 61 | Einzelfuttermittel  | Straight feedingstuffs   | 46.2     | 43.8  | 43.7  | 43.5  | 59.7  | 59.3  | 59.0  | 58.3  | 58.3  | 58.5  | 60.4  | 60.1  | 59.9  |  |
| 62 | Mischfuttermittel   | Compound feedingstuffs   | 73.2     | 72.9  | 72.8  | 72.6  | 71.2  | 70.7  | 70.4  | 69.5  | 69.5  | 69.7  | 69.7  | 69.4  | 69.2  |  |
| 7  | Material und Kleinwerkzeug  | Material and small tools   | 74.6     | 74.2  | 70.3  | 72.5  | 71.0  | 73.7  | 72.7  | 76.8  | 77.9  | 80.5  | 84.7  | 84.7  | 82.5  |  |
| 8  | Instandhaltung und Reparatur von Maschinen                                | Maintenance and repair of plant                                      | :        | :     | :     | :     | :     | :     | :     | :     | :     | :     | :     | :     | :     |  |
| 9  | Instandhaltung und Reparatur von Wirtschaftsgebäuden und sonstigen Bauten | Maintenance and repair of agricultural buildings and other buildings | :        | :     | :     | :     | :     | :     | :     | :     | :     | :     | :     | :     | :     |  |
| 10 | Veterinärleistungen   | Veterinary services  | 104.9    | 105.5 | 103.5 | 105.0 | 106.4 | 102.8 | 100.7 | 102.1 | 102.2 | 103.0 | 102.3 | 102.9 | 104.8 |  |
| 11 | Allgemeine Wirtschaftsausgaben  | General expenses   | 120.6    | 120.1 | 119.9 | 119.6 | 118.2 | 117.3 | 116.7 | 116.3 | 116.4 | 116.7 | 116.7 | 116.2 | 115.9 |  |
| 02 | WAREN UND DIENSTLEISTUNGEN LANDWIRTSCHAFTLICHER INVESTITIONEN             | GOODS AND SERVICES CONTRIBUTING TO AGRICULTURAL INVESTMENT           | 103.9    | 104.1 | 103.9 | 103.6 | 107.9 | 107.3 | 106.8 | 105.7 | 105.7 | 106.0 | 106.0 | 105.5 | 105.3 |  |
| 12 | Maschinen und andere Ausrüstungsgüter                                     | Machinery and other equipment  | 102.3    | 102.6 | 102.4 | 102.1 | 106.8 | 106.2 | 105.7 | 104.6 | 104.6 | 104.9 | 104.9 | 104.4 | 104.2 |  |
| 13 | Bauten  | Buildings  | 124.2    | 123.7 | 123.5 | 123.1 | 121.7 | 120.8 | 120.2 | 119.8 | 119.9 | 120.2 | 120.2 | 119.6 | 119.4 |  |

## DEFLATIONIERTE PREISINDIZES / DEFLATED PRICE INDICES / INDICES DES PRIX DEFLATES

1990 = 100 (ohne MwSt / excluding VAT / TVA exclue)

|    |   |  | SUOMI/FINLAND   |       |       |       |       |      |      |      |      |       |       |       |       |       |
|----|---|--|---|-------|-------|-------|-------|------|------|------|------|-------|-------|-------|-------|-------|
|    |   |  | 1994  | 1994  | 1994  | 1994  | 1994  | 1995 | 1995 | 1995 | 1995 | 1995  | 1995  | 1995  | 1995  |       |
|    |   |  | sep   | oct   | nov   | dec   | jan   | feb  | mar  | apr  | may  | jun   | jul   | aug   | sep   |       |
| 00 | INSGESAMT (01 + 02)   | TOTAL (01 + 02)  | TOTAL (01 + 02)   | 93.7  | 93.5  | 93.7  | 93.7  | 78.5 | 78.1 | 77.8 | 77.6 | 78.0  | 77.7  | 77.5  | 76.4  | 76.4  |
| 01 | WAREN UND DIENSTLEISTUNGEN DES LAUFENDEN LANDWIRTSCHAFTLICHEN VERBRAUCHS  | GOODS AND SERVICES CURRENTLY CONSUMED IN AGRICULTURE                 | BIENS ET SERVICES DE CONSOMMATION COURANTE DE L'AGRICULTURE             | 92.0  | 91.2  | 91.3  | 91.2  | 76.2 | 75.7 | 75.2 | 75.1 | 75.7  | 75.4  | 75.3  | 73.5  | 73.5  |
| 1  | Saat- und Pflanzgut   | Seeds  | Semences et plants  | 87.8  | 80.5  | 80.7  | 81.8  | 55.5 | 55.3 | 55.3 | 55.2 | 59.4  | 59.2  | 59.2  | 59.3  | 59.3  |
| 2  | Nutz- und Zuchtvieh   | Animals for rearing and production                                   | Animaux d'élevage et de rente   | 81.6  | 81.2  | 82.2  | 82.2  | 57.5 | 57.8 | 58.9 | 60.1 | 61.3  | 61.5  | 62.2  | 60.9  | 57.8  |
| 3  | Energie und Schmierstoffe   | Energy, lubricants   | Energie et lubrifiants  | 99.9  | 99.0  | 96.7  | 96.3  | 82.9 | 83.3 | 81.9 | 81.1 | 80.0  | 80.8  | 78.4  | 79.0  | 81.3  |
| 4  | Dünge- und Bodenverbesserungsmittel                                       | Fertilizers, soil improvers  | Engrais et amendements  | 83.2  | 84.0  | 84.8  | 85.6  | 87.6 | 87.3 | 87.3 | 87.2 | 89.1  | 88.7  | 88.8  | 81.5  | 82.3  |
| 41 | Einnährstoffdünger  | Straight fertilizers   | Engrais simples   | 79.0  | 79.8  | 80.9  | 81.9  | 82.9 | 82.6 | 82.6 | 82.5 | 86.0  | 85.7  | 85.8  | 77.9  | 79.6  |
| 42 | Mehrnährstoffdünger   | Compound fertilizers   | Engrais composés  | 81.8  | 82.8  | 83.6  | 84.5  | 86.7 | 86.4 | 86.4 | 86.3 | 88.3  | 88.0  | 88.1  | 79.9  | 80.8  |
| 43 | Sonstige Dünge- und Bodenverbesserungsmittel                              | Other fertilizers, soil improvers                                    | Autres engrais et amendements   | 97.5  | 97.4  | 97.7  | 97.8  | 97.9 | 97.5 | 97.5 | 97.4 | 97.3  | 97.0  | 97.1  | 97.2  | 97.2  |
| 5  | Pflanzenschutzmittel  | Plant protection products  | Produits de protection des cultures                                     | 111.3 | 111.2 | 111.5 | 102.3 | 83.1 | 82.8 | 82.8 | 82.7 | 82.7  | 82.4  | 82.4  | 82.6  | 82.5  |
| 6  | Futtermittel  | Animal feedingstuffs   | Aliments des animaux  | 87.0  | 85.1  | 85.5  | 85.6  | 64.6 | 63.3 | 62.5 | 62.3 | 62.8  | 62.3  | 62.5  | 61.3  | 60.3  |
| 61 | Einzel Futtermittel   | Straight feedingstuffs   | Aliments simples  | 92.1  | 94.0  | 97.0  | 97.0  | 98.0 | 97.7 | 97.7 | 98.1 | 103.3 | 103.3 | 105.3 | 105.5 | 105.4 |
| 62 | Mischfuttermittel   | Compound feedingstuffs   | Aliments composés   | 86.7  | 84.7  | 85.0  | 85.0  | 63.1 | 61.7 | 60.9 | 60.6 | 61.0  | 60.4  | 60.5  | 59.3  | 58.3  |
| 7  | Material und Kleinwerkzeug  | Material and small tools   | Matériel et petit outillage   | 100.8 | 101.3 | 101.1 | 101.2 | 83.8 | 84.0 | 84.9 | 85.4 | 85.6  | 85.3  | 85.9  | 86.1  | 86.3  |
| 8  | Instandhaltung und Reparatur von Maschinen                                | Maintenance and repair of plant                                      | Entretien et réparation du matériel                                     | 102.6 | 103.2 | 103.5 | 103.6 | 85.3 | 85.0 | 85.0 | 84.7 | 85.1  | 84.8  | 84.9  | 85.0  | 85.3  |
| 9  | Instandhaltung und Reparatur von Wirtschaftsgebäuden und sonstigen Bauten | Maintenance and repair of agricultural buildings and other buildings | Entretien et réparation des bâtiments d'exploitation et autres ouvrages | 92.0  | 92.1  | 92.4  | 92.6  | 83.8 | 83.9 | 84.0 | 84.1 | 83.9  | 83.6  | 83.7  | 84.0  | 83.8  |
| 10 | Veterinärleistungen   | Veterinary services  | Services vétérinaires   | 117.7 | 117.6 | 117.9 | 118.0 | 96.9 | 96.5 | 96.5 | 96.4 | 96.3  | 96.0  | 96.1  | 96.3  | 96.2  |
| 11 | Allgemeine Wirtschaftsausgaben  | General expenses   | Frais généraux  | 98.7  | 98.6  | 98.8  | 98.9  | 81.0 | 81.0 | 81.0 | 81.3 | 81.5  | 81.1  | 81.0  | 79.6  | 79.7  |
| 02 | WAREN UND DIENSTLEISTUNGEN LANDWIRTSCHAFTLICHER INVESTITIONEN             | GOODS AND SERVICES CONTRIBUTING TO AGRICULTURAL INVESTMENT           | BIENS ET SERVICES CONCOURANT AUX INVESTISSEMENTS DE L'AGRICULTURE       | 97.2  | 98.6  | 98.9  | 99.0  | 83.6 | 83.3 | 83.3 | 83.2 | 82.9  | 82.5  | 82.5  | 82.7  | 82.6  |
| 12 | Maschinen und andere Ausrüstungsgüter                                     | Machinery and other equipment  | Machines et autres biens d'équipement                                   | 99.7  | 101.6 | 101.8 | 101.9 | 84.2 | 83.9 | 83.9 | 83.8 | 83.5  | 83.2  | 83.3  | 83.5  | 83.4  |
| 13 | Bauten  | Buildings  | Ouvrages  | 91.1  | 91.3  | 91.8  | 91.8  | 82.1 | 81.9 | 81.8 | 81.7 | 81.2  | 80.6  | 80.5  | 80.6  | 80.5  |

## DEFLATIONIERTE PREISINDIZES / DEFLATED PRICE INDICES / INDICES DES PRIX DEFLATES

1990 = 100 (ohne MwSt / excluding VAT / TVA exclue)

## SVERIGE

|    |   |  | 1994  |       |       |       |       | 1995  |       |       |       |       |       |       |       |
|----|---|--|-------|-------|-------|-------|-------|-------|-------|-------|-------|-------|-------|-------|-------|
|    |   |  | sep   | oct   | nov   | dec   | jan   | feb   | mar   | apr   | mai   | jun   | jul   | aug   | sep   |
| 00 | INSGESAMT (01 + 02)   | TOTAL (01 + 02)  | 89.8  | 90.3  | 91.4  | 92.0  | 92.8  | 92.6  | 92.8  | 93.0  | 93.3  | 93.9  | 87.3  | 87.4  | 86.8  |
| 01 | WAREN UND DIENSTLEISTUNGEN DES LAUFENDEN LANDWIRTSCHAFTLICHEN VERBRAUCHS  | GOODS AND SERVICES CURRENTLY CONSUMED IN AGRICULTURE                 | 86.9  | 87.4  | 88.5  | 89.1  | 90.0  | 89.9  | 90.1  | 90.1  | 90.5  | 90.9  | 82.2  | 82.3  | 81.8  |
| 1  | Saat- und Pflanzgut   | Seeds  | 76.7  | 76.6  | 76.7  | 76.8  | 74.7  | 69.8  | 71.4  | 70.9  | 70.8  | 70.9  | 71.0  | 72.2  | 71.8  |
| 2  | Nutz- und Zuchtvieh   | Animals for rearing and production                                   | 100.0 | 100.0 | 100.0 | 100.0 | 100.0 | 100.0 | 100.0 | 100.0 | 100.0 | 100.0 | 100.0 | 100.0 | 100.0 |
| 3  | Energie und Schmierstoffe   | Energy, lubricants   | 99.3  | 100.3 | 100.2 | 100.5 | 103.1 | 102.4 | 101.6 | 101.6 | 102.8 | 102.8 | 102.4 | 101.7 | 102.3 |
| 4  | Dünge- und Bodenverbesserungsmittel                                       | Fertilizers, soil improvers  | 67.9  | 70.5  | 78.9  | 81.9  | 83.7  | 85.5  | 87.1  | 88.9  | 89.7  | 89.9  | 87.8  | 88.0  | 87.9  |
| 41 | Einnährstoffdünger  | Straight fertilizers   | 73.6  | 76.4  | 85.5  | 89.7  | 90.6  | 91.1  | 92.7  | 95.1  | 95.8  | 96.1  | 94.3  | 94.6  | 94.5  |
| 42 | Mehrnährstoffdünger   | Compound fertilizers   | 60.8  | 63.2  | 70.7  | 73.4  | 75.3  | 78.5  | 80.2  | 81.5  | 82.3  | 82.6  | 80.0  | 80.2  | 79.9  |
| 43 | Sonstige Dünge- und Bodenverbesserungsmittel                              | Other fertilizers, soil improvers                                    | 88.2  | 91.6  | 102.5 | 106.4 | 106.0 | 105.6 | 105.2 | 105.5 | 105.4 | 105.5 | 105.6 | 105.7 | 105.0 |
| 5  | Pflanzenschutzmittel  | Plant protection products  | 82.9  | 82.8  | 82.9  | 83.0  | 83.0  | 82.7  | 86.8  | 85.8  | 85.7  | 85.8  | 86.0  | 86.1  | 85.5  |
| 6  | Futtermittel  | Animal feedingstuffs   | 73.9  | 73.7  | 73.7  | 73.7  | 73.4  | 73.6  | 73.7  | 73.5  | 73.7  | 74.2  | 42.0  | 42.2  | 40.8  |
| 61 | Einzel Futtermittel   | Straight feedingstuffs   | 83.9  | 83.6  | 83.0  | 83.3  | 82.4  | 83.3  | 83.3  | 83.6  | 84.7  | 85.7  | 86.1  | 86.5  | 84.7  |
| 62 | Mischfuttermittel   | Compound feedingstuffs   | 72.9  | 72.7  | 72.7  | 72.7  | 72.5  | 72.6  | 72.7  | 72.4  | 72.6  | 73.0  | 37.4  | 37.7  | 36.3  |
| 7  | Material und Kleinwerkzeug  | Material and small tools   | 100.0 | 100.0 | 100.0 | 100.0 | 100.0 | 100.0 | 100.0 | 100.0 | 100.0 | 100.0 | 100.0 | 100.0 | 100.0 |
| 8  | Instandhaltung und Reparatur von Maschinen                                | Maintenance and repair of plant                                      | 105.5 | 105.6 | 105.7 | 105.9 | 108.5 | 108.2 | 107.8 | 107.1 | 107.6 | 109.3 | 108.3 | 108.4 | 107.7 |
| 9  | Instandhaltung und Reparatur von Wirtschaftsgebäuden und sonstigen Bauten | Maintenance and repair of agricultural buildings and other buildings | 92.0  | 92.3  | 93.0  | 93.7  | 94.1  | 93.9  | 93.8  | 94.5  | 94.8  | 95.4  | 96.3  | 96.3  | 96.0  |
| 10 | Veterinärleistungen   | Veterinary services  | 108.1 | 108.0 | 108.3 | 108.5 | 107.5 | 107.2 | 106.9 | 106.3 | 106.4 | 106.5 | 118.6 | 118.7 | 118.0 |
| 11 | Allgemeine Wirtschaftsausgaben  | General expenses   | 95.5  | 95.6  | 96.3  | 96.4  | 97.2  | 97.3  | 96.8  | 96.4  | 96.0  | 96.0  | 97.1  | 97.2  | 96.7  |
| 02 | WAREN UND DIENSTLEISTUNGEN LANDWIRTSCHAFTLICHER INVESTITIONEN             | GOODS AND SERVICES CONTRIBUTING TO AGRICULTURAL INVESTMENT           | 99.6  | 100.2 | 101.1 | 101.7 | 102.0 | 101.7 | 101.9 | 102.9 | 103.0 | 103.8 | 104.2 | 104.3 | 103.7 |
| 12 | Maschinen und andere Ausrüstungsgüter                                     | Machinery and other equipment  | 101.3 | 102.1 | 102.9 | 103.6 | 103.8 | 103.5 | 103.6 | 104.6 | 104.7 | 105.6 | 105.9 | 106.1 | 105.4 |
| 13 | Bauten  | Buildings  | 91.8  | 92.0  | 92.7  | 93.4  | 94.0  | 93.7  | 94.4  | 95.1  | 95.3  | 95.8  | 96.4  | 96.5  | 96.1  |

## DEFLATIONIERTE PREISINDIZES / DEFLATED PRICE INDICES / INDICES DES PRIX DEFLATES

1990 = 100 (ohne MwSt / excluding VAT / TVA exclue)


|    |   |  | UNITED KINGDOM  |       |       |       |       |       |       |       |       |       |       |       |       |       |
|----|---|--|---|-------|-------|-------|-------|-------|-------|-------|-------|-------|-------|-------|-------|-------|
|    |   |  | 1994  |       |       |       |       | 1995  |       |       |       |       |       |       |       |       |
|    |   |  | sep   | oct   | nov   | dec   | jan   | feb   | mar   | apr   | mai   | jun   | jul   | aug   | sep   |       |
| 00 | INSGESAMT (01 + 02)   | TOTAL (01 + 02)  | TOTAL (01 + 02)   | 97.9  | 97.9  | 98.0  | 97.6  | 98.7  | 98.4  | 98.4  | 97.6  | 97.4  | 97.5  | 98.1  | 97.5  | 97.2  |
| 01 | WAREN UND DIENSTLEISTUNGEN DES LAUFENDEN LANDWIRTSCHAFTLICHEN VERBRAUCHS  | GOODS AND SERVICES CURRENTLY CONSUMED IN AGRICULTURE                 | BIENS ET SERVICES DE CONSOMMATION COURANTE DE L'AGRICULTURE             | 97.2  | 97.2  | 97.2  | 96.8  | 98.1  | 97.7  | 97.6  | 96.8  | 96.6  | 96.8  | 97.3  | 96.6  | 96.4  |
| 1  | Saat- und Pflanzgut   | Seeds  | Semences et plants  | 94.7  | 97.1  | 99.9  | 100.9 | 100.8 | 100.1 | 101.2 | 105.5 | 107.1 | 107.0 | 107.5 | 101.5 | 101.5 |
| 2  | Nutz- und Zuchtvieh   | Animals for rearing and production                                   | Animaux d'élevage et de rente   | 108.7 | 108.6 | 108.5 | 108.0 | 108.0 | 107.3 | 106.9 | 105.8 | 105.4 | 105.2 | 105.7 | 105.2 | 104.7 |
| 3  | Energie und Schmierstoffe   | Energy, lubricants   | Energie et lubrifiants  | 95.1  | 94.2  | 93.6  | 95.0  | 95.4  | 94.9  | 95.4  | 94.9  | 94.5  | 94.6  | 94.8  | 94.0  | 93.1  |
| 4  | Dünge- und Bodenverbesserungsmittel                                       | Fertilizers, soil improvers  | Engrais et amendements  | 81.3  | 81.5  | 82.0  | 81.7  | 86.7  | 86.1  | 86.2  | 85.1  | 84.8  | 84.7  | 85.1  | 84.7  | 84.4  |
| 41 | Einnährstoffdünger  | Straight fertilizers   | Engrais simples   | 78.1  | 78.5  | 79.1  | 79.1  | 82.4  | 81.9  | 82.5  | 81.7  | 81.4  | 81.3  | 81.9  | 81.4  | 81.1  |
| 42 | Mehrnährstoffdünger   | Compound fertilizers   | Engrais composés  | 82.4  | 82.3  | 82.8  | 82.4  | 89.0  | 88.4  | 88.1  | 86.8  | 86.4  | 86.3  | 86.7  | 86.2  | 85.8  |
| 43 | Sonstige Dünge- und Bodenverbesserungsmittel                              | Other fertilizers, soil improvers                                    | Autres engrais et amendements   | 97.0  | 96.9  | 96.9  | 96.5  | 96.5  | 95.9  | 96.0  | 95.1  | 94.7  | 94.6  | 95.0  | 94.5  | 96.9  |
| 5  | Pflanzenschutzmittel  | Plant protection products  | Produits de protection des cultures                                     | 105.1 | 105.7 | 105.8 | 104.0 | 102.4 | 101.9 | 101.5 | 99.0  | 98.6  | 97.8  | 98.6  | 98.9  | 98.5  |
| 6  | Futtermittel  | Animal feedingstuffs   | Aliments des animaux  | 93.8  | 93.2  | 92.7  | 92.0  | 93.8  | 93.4  | 93.1  | 91.8  | 91.9  | 92.1  | 92.7  | 92.1  | 92.1  |
| 61 | Einzel Futtermittel   | Straight feedingstuffs   | Aliments simples  | 95.5  | 93.9  | 92.3  | 91.8  | 92.2  | 92.4  | 92.0  | 91.1  | 91.5  | 92.7  | 93.2  | 91.3  | 92.5  |
| 62 | Mischfuttermittel   | Compound feedingstuffs   | Aliments composés   | 93.2  | 93.0  | 92.9  | 92.1  | 94.4  | 93.8  | 93.5  | 92.0  | 92.0  | 91.9  | 92.5  | 92.4  | 91.9  |
| 7  | Material und Kleinwerkzeug  | Material and small tools   | Matériel et petit outillage   | 103.9 | 104.8 | 107.0 | 106.8 | 105.4 | 104.8 | 104.5 | 105.0 | 104.7 | 104.6 | 105.4 | 104.8 | 104.5 |
| 8  | Instandhaltung und Reparatur von Maschinen                                | Maintenance and repair of plant                                      | Entretien et réparation du matériel                                     | 112.4 | 113.1 | 113.0 | 112.4 | 112.0 | 111.9 | 111.4 | 110.7 | 110.6 | 110.8 | 111.3 | 111.6 | 111.5 |
| 9  | Instandhaltung und Reparatur von Wirtschaftsgebäuden und sonstigen Bauten | Maintenance and repair of agricultural buildings and other buildings | Entretien et réparation des bâtiments d'exploitation et autres ouvrages | 98.0  | 98.8  | 99.4  | 99.3  | 100.5 | 100.2 | 101.2 | 101.2 | 100.9 | 101.0 | 101.6 | 101.0 | 100.6 |
| 10 | Veterinärleistungen   | Veterinary services  | Services vétérinaires   | 102.0 | 99.4  | 99.3  | 98.8  | 104.7 | 104.1 | 103.6 | 102.6 | 102.2 | 102.0 | 102.5 | 102.0 | 101.5 |
| 11 | Allgemeine Wirtschaftsausgaben  | General expenses   | Frais généraux  | 106.7 | 106.6 | 106.3 | 106.3 | 106.3 | 106.3 | 106.3 | 106.0 | 103.4 | 104.9 | 105.0 | 104.4 | 103.9 |
| 02 | WAREN UND DIENSTLEISTUNGEN LANDWIRTSCHAFTLICHER INVESTITIONEN             | GOODS AND SERVICES CONTRIBUTING TO AGRICULTURAL INVESTMENT           | BIENS ET SERVICES CONCOURANT AUX INVESTISSEMENTS DE L'AGRICULTURE       | 102.2 | 102.6 | 102.8 | 102.5 | 102.8 | 102.9 | 103.2 | 102.4 | 102.2 | 102.3 | 103.2 | 102.8 | 102.4 |
| 12 | Maschinen und andere Ausrüstungsgüter                                     | Machinery and other equipment  | Machines et autres biens d'équipement                                   | 102.4 | 102.3 | 102.3 | 101.9 | 101.8 | 101.9 | 102.1 | 101.1 | 100.7 | 100.6 | 101.8 | 101.2 | 100.8 |
| 13 | Bauten  | Buildings  | Ouvrages  | 102.0 | 102.9 | 103.3 | 103.1 | 103.8 | 103.9 | 104.4 | 103.8 | 103.8 | 104.0 | 104.8 | 104.3 | 104.2 |

## DEFLATIONIERTE PREISINDIZES / DEFLATED PRICE INDICES / INDICES DES PRIX DEFLATES

1990 = 100 (ohne MwSt / excluding VAT / TVA exclue)

EUR 15

|    |   |  | 1994  |       |       |       |       | 1995  |       |       |       |       |       |       |       |
|----|---|--|-------|-------|-------|-------|-------|-------|-------|-------|-------|-------|-------|-------|-------|
|    |   |  | sep   | oct   | nov   | dec   | jan   | feb   | mar   | apr   | mai   | jun   | jul   | aug   | sep   |
| 00 | INSGESAMT (01 + 02)   | TOTAL (01 + 02)  | 92.5  | 92.1  | 92.2  | 92.3  | 92.5  | 92.9  | 92.9  | 92.9  | 92.6  | 92.3  | 92.6  | 92.3  | 92.1  |
| 01 | WAREN UND DIENSTLEISTUNGEN DES LAUFENDEN LANDWIRTSCHAFTLICHEN VERBRAUCHS  | GOODS AND SERVICES CURRENTLY CONSUMED IN AGRICULTURE                 | 90.2  | 89.7  | 89.9  | 90.0  | 90.3  | 90.8  | 90.8  | 90.8  | 90.4  | 90.0  | 90.3  | 90.0  | 89.7  |
| 1  | Saat- und Pflanzgut   | Seeds  | 88.1  | 84.5  | 84.8  | 85.6  | 89.3  | 94.4  | 94.2  | 94.6  | 87.7  | 85.3  | 95.6  | 93.0  | 90.3  |
| 2  | Nutz- und Zuchtvieh   | Animals for rearing and production                                   | 78.2  | 76.7  | 77.2  | 79.9  | 85.6  | 93.6  | 93.3  | 88.4  | 86.3  | 84.5  | 77.2  | 75.6  | 75.7  |
| 3  | Energie und Schmierstoffe   | Energy, lubricants   | 93.4  | 93.6  | 93.7  | 93.6  | 93.2  | 93.6  | 93.4  | 93.5  | 93.5  | 93.1  | 92.2  | 92.1  | 92.7  |
| 4  | Dünge- und Bodenverbesserungsmittel                                       | Fertilizers, soil improvers  | 85.0  | 85.7  | 86.6  | 87.3  | 86.8  | 87.9  | 88.8  | 89.2  | 89.3  | 89.1  | 88.8  | 88.4  | 88.4  |
| 41 | Einnährstoffdünger  | Straight fertilizers   | 85.7  | 86.8  | 88.0  | 88.9  | 86.6  | 88.1  | 89.4  | 90.0  | 90.4  | 90.2  | 89.8  | 89.5  | 89.6  |
| 42 | Mehrnährstoffdünger   | Compound fertilizers   | 83.4  | 83.7  | 84.5  | 85.1  | 86.4  | 87.2  | 87.7  | 87.9  | 87.9  | 87.7  | 87.4  | 86.8  | 86.6  |
| 43 | Sonstige Dünge- und Bodenverbesserungsmittel                              | Other fertilizers, soil improvers                                    | 94.5  | 94.9  | 95.2  | 95.2  | 94.8  | 94.7  | 94.8  | 94.6  | 93.9  | 93.8  | 93.8  | 93.8  | 94.1  |
| 5  | Pflanzenschutzmittel  | Plant protection products  | 96.5  | 96.1  | 96.3  | 95.9  | 95.0  | 93.5  | 91.7  | 93.1  | 93.2  | 93.1  | 94.6  | 94.4  | 93.7  |
| 6  | Futtermittel  | Animal feedingstuffs   | 84.3  | 83.8  | 83.6  | 83.4  | 83.2  | 83.0  | 83.0  | 83.0  | 83.0  | 82.6  | 82.4  | 82.1  | 81.8  |
| 61 | Einzelfuttermittel  | Straight feedingstuffs   | 85.0  | 84.5  | 84.6  | 84.8  | 85.5  | 85.6  | 86.2  | 86.5  | 86.5  | 86.3  | 86.7  | 86.3  | 86.4  |
| 62 | Mischfuttermittel   | Compound feedingstuffs   | 84.1  | 83.6  | 83.3  | 83.1  | 82.6  | 82.3  | 82.1  | 82.1  | 82.0  | 81.7  | 81.2  | 81.0  | 80.6  |
| 7  | Material und Kleinwerkzeug  | Material and small tools   | 96.6  | 97.0  | 97.5  | 97.8  | 97.4  | 98.0  | 97.8  | 98.3  | 98.3  | 98.6  | 99.6  | 99.7  | 98.9  |
| 8  | Instandhaltung und Reparatur von Maschinen                                | Maintenance and repair of plant                                      | 105.2 | 105.1 | 105.6 | 105.5 | 106.3 | 106.4 | 106.4 | 105.8 | 106.0 | 106.1 | 106.5 | 107.6 | 107.0 |
| 9  | Instandhaltung und Reparatur von Wirtschaftsgebäuden und sonstigen Bauten | Maintenance and repair of agricultural buildings and other buildings | 101.6 | 101.8 | 102.1 | 101.9 | 101.6 | 101.5 | 101.5 | 102.0 | 102.1 | 102.1 | 102.3 | 102.4 | 102.2 |
| 10 | Veterinärleistungen   | Veterinary services  | 96.8  | 96.5  | 96.5  | 96.6  | 97.1  | 97.0  | 97.3  | 96.8  | 96.5  | 96.3  | 96.5  | 96.3  | 96.3  |
| 11 | Allgemeine Wirtschaftsausgaben  | General expenses   | 102.1 | 100.5 | 101.3 | 101.6 | 102.2 | 103.1 | 103.2 | 103.4 | 102.8 | 102.9 | 103.1 | 102.8 | 102.6 |
| 02 | WAREN UND DIENSTLEISTUNGEN LANDWIRTSCHAFTLICHER INVESTITIONEN             | GOODS AND SERVICES CONTRIBUTING TO AGRICULTURAL INVESTMENT           | 99.0  | 99.1  | 98.9  | 98.8  | 99.1  | 98.9  | 98.8  | 98.9  | 98.9  | 98.9  | 99.0  | 98.9  | 98.9  |
| 12 | Maschinen und andere Ausrüstungsgüter                                     | Machinery and other equipment  | 98.2  | 98.3  | 98.3  | 98.4  | 98.8  | 98.6  | 98.7  | 98.5  | 98.4  | 98.6  | 98.8  | 98.7  | 99.0  |
| 13 | Bauten  | Buildings  | 100.1 | 100.0 | 99.6  | 99.3  | 99.4  | 99.3  | 99.0  | 99.4  | 99.5  | 99.3  | 99.3  | 99.2  | 98.9  |





**AGRARPREISE**  
**Ausgewählte Preisreihen der NewCRONOS-Datenbank**

**AGRICULTURAL PRICES**  
**Selected series from the NewCRONOS data base**


**PRIX AGRICOLES**  
**Séries sélectionnées de la banque de données NewCRONOS**



**Monatliche Verkaufspreise landwirtschaftlicher Erzeugnisse**

**Monthly selling prices of agricultural products**

**Prix de vente mensuels de produits agricoles**



**Pflanzliche Erzeugnisse**

**Crop products**

**Produits végétaux**

**VERKAUFSPREISE  
PFLANZLICHER ERZEUGNISSE**

**SELLING PRICES  
OF CROP PRODUCTS**

*Landeswährung / National currency / Monnaie nationale (ohne MwSt / excl. VAT / hors TVA)*

|             | 1994<br>sep        | oct    | nov    | dec    | 1995<br>jan | feb    | mar    | apr    | mai    | jun    | jul    | aug   | sep                |
|-------------|--------------------|--------|--------|--------|-------------|--------|--------|--------|--------|--------|--------|-------|--------------------|
| <b>1120</b> | <b>Weichweizen</b> |        |        |        |             |        |        |        |        |        |        |       | <b>Soft wheat</b>  |
|             | Preise je 100 kg   |        |        |        |             |        |        |        |        |        |        |       | Prices per 100 kg  |
| B           | 495.5              | 502.0  | 508.1  | 507.5  | 510.8       | 507.9  | 503.7  | 502.5  | 521.4  | 526.7  | -      | 462.9 | 487.5              |
| DK          | 94.13              | 98.56  | 100.16 | 104.75 | 101.18      | 103.53 | 101.29 | 106.76 | 107.85 | 108.59 | 110.10 | 89.72 | 89.23              |
| D           | 24.77              | 25.28  | 26.02  | 26.45  | 26.73       | 26.65  | 26.26  | 25.98  | 26.23  | 26.36  | 25.82  | 23.15 | 22.90              |
| GR          | 4581               | 4571   | 4582   | 4593   | -           | -      | -      | -      | -      | -      | 4671   | 4692  | 4737               |
| E           | 2626               | 2703   | 2739   | 2772   | 2651        | 2700   | 2639   | 2671   | 2716   | 2727   | 2904   | 2931  | 2836               |
| F           | 79.31              | 82.03  | 83.46  | 84.54  | 85.74       | 86.06  | 85.71  | 85.71  | 87.51  | 89.09  | 79.21  | 78.27 | 82.08              |
| IRL         | 9.20               | 9.20   | -      | -      | -           | -      | -      | -      | -      | -      | -      | -     | -                  |
| I           | 31395              | 31931  | 32746  | 33020  | 33575       | 33603  | 34667  | 36517  | 36455  | 36803  | 35708  | 35493 | 35365              |
| L           | 515.0              | 515.0  | -      | -      | -           | -      | -      | -      | -      | -      | -      | 515.0 | 515.0              |
| NL          | 28.80              | 29.50  | 29.70  | 29.90  | 30.10       | 29.70  | 29.20  | 29.40  | -      | -      | -      | 27.10 | 27.80              |
| A           | 313.00             | 322.10 | 318.30 | 319.80 | -           | -      | -      | -      | -      | -      | -      | -     | -                  |
| P           | 2559               | 2559   | 2559   | 2559   | 2559        | 2559   | 2559   | 2559   | 2559   | 2559   | 2559   | 2559  | 2559               |
| FIN         | -                  | -      | -      | -      | -           | -      | -      | -      | -      | -      | -      | -     | -                  |
| S           | 108.00             | 110.00 | 112.00 | 113.00 | 114.00      | 116.00 | 116.00 | 118.00 | 120.00 | 120.00 | -      | -     | -                  |
| UK          | 10.93              | 10.88  | 10.81  | 10.87  | 10.92       | 10.82  | 10.83  | 11.24  | 11.35  | 11.86  | 11.53  | 11.22 | 11.73              |
| <b>1130</b> | <b>Hartweizen</b>  |        |        |        |             |        |        |        |        |        |        |       | <b>Durum wheat</b> |
|             | Preise je 100 kg   |        |        |        |             |        |        |        |        |        |        |       | Prices per 100 kg  |
| B           | -                  | -      | -      | -      | -           | -      | -      | -      | -      | -      | -      | -     | -                  |
| DK          | -                  | -      | -      | -      | -           | -      | -      | -      | -      | -      | -      | -     | -                  |
| D           | -                  | -      | -      | -      | -           | -      | -      | -      | -      | -      | -      | -     | -                  |
| GR          | 6022               | 6022   | 6031   | 6042   | -           | -      | -      | -      | -      | -      | 6083   | 6107  | 6167               |
| E           | 2589               | 2686   | 2722   | 2837   | 3043        | 3204   | 3166   | 3144   | 2474   | 2593   | 2861   | 3004  | 2904               |
| F           | 89.78              | 96.50  | 98.51  | 99.83  | 104.30      | 104.71 | 104.20 | 103.78 | 103.62 | 103.04 | 104.32 | 98.98 | 104.90             |
| IRL         | -                  | -      | -      | -      | -           | -      | -      | -      | -      | -      | -      | -     | -                  |
| I           | 31328              | 32448  | 33382  | 35021  | 37157       | 37054  | 37721  | 38272  | 37646  | 37505  | 38975  | 39384 | 40777              |
| L           | -                  | -      | -      | -      | -           | -      | -      | -      | -      | -      | -      | -     | -                  |
| NL          | -                  | -      | -      | -      | -           | -      | -      | -      | -      | -      | -      | -     | -                  |
| A           | 446.10             | 449.90 | 451.30 | 448.70 | -           | -      | -      | -      | -      | -      | -      | -     | -                  |
| P           | 2559               | 2559   | 2559   | 2559   | 2559        | 2559   | 2559   | 2559   | 2559   | 2559   | 2559   | 2559  | 2559               |
| FIN         | -                  | -      | -      | -      | -           | -      | -      | -      | -      | -      | -      | -     | -                  |
| S           | -                  | -      | -      | -      | -           | -      | -      | -      | -      | -      | -      | -     | -                  |
| UK          | -                  | -      | -      | -      | -           | -      | -      | -      | -      | -      | -      | -     | -                  |
| <b>1150</b> | <b>Roggen</b>      |        |        |        |             |        |        |        |        |        |        |       | <b>Rye</b>         |
|             | Preise je 100 kg   |        |        |        |             |        |        |        |        |        |        |       | Prices per 100 kg  |
| B           | 475.0              | 478.8  | 485.0  | 485.0  | 488.8       | 480.0  | 469.0  | 466.3  | 491.0  | 495.0  | -      | 455.0 | 472.5              |
| DK          | 89.69              | 93.41  | 91.12  | 97.49  | 95.83       | 97.12  | 100.86 | 89.04  | 96.04  | 99.19  | 101.50 | 76.76 | 83.34              |
| D           | 23.15              | 23.39  | 23.87  | 24.10  | 24.11       | 24.10  | 24.06  | 23.93  | 24.16  | 24.29  | 23.89  | 21.45 | 20.99              |
| GR          | -                  | -      | -      | -      | -           | -      | -      | -      | -      | -      | -      | -     | -                  |
| E           | 2190               | 2688   | 2538   | 2394   | 2185        | 2221   | 2226   | 2228   | -      | 2300   | 2492   | 2407  | 2504               |
| F           | 83.15              | 88.34  | 89.29  | 89.38  | 90.72       | 91.26  | 92.83  | 91.67  | 91.72  | 92.96  | 82.78  | 83.35 | 85.38              |
| IRL         | -                  | -      | -      | -      | -           | -      | -      | -      | -      | -      | -      | -     | -                  |
| I           | 32550              | 32550  | 32717  | 33383  | 33550       | 33550  | 33717  | 33883  | 33883  | 33883  | 32333  | 31042 | 30867              |
| L           | 465.0              | 465.0  | -      | -      | -           | -      | -      | -      | -      | -      | -      | 465.0 | 465.0              |
| NL          | 29.20              | 29.10  | 29.30  | 29.30  | 20.30       | 29.30  | -      | -      | -      | -      | -      | 26.50 | 26.60              |
| A           | 313.80             | 318.70 | 320.20 | 320.80 | -           | -      | -      | -      | -      | -      | -      | -     | -                  |
| P           | 2559               | 2559   | 2559   | 2559   | 2559        | 2559   | 2559   | 2559   | 2559   | 2559   | 2559   | 2559  | 2559               |
| FIN         | -                  | -      | -      | -      | -           | -      | -      | -      | -      | -      | -      | -     | -                  |
| S           | 109.00             | 111.00 | 113.00 | 114.00 | 114.00      | 114.00 | 114.00 | 116.00 | 118.00 | 119.00 | -      | -     | -                  |
| UK          | -                  | -      | -      | -      | -           | -      | -      | -      | -      | -      | -      | -     | -                  |

## PRIX DE VENTE DES PRODUITS VEGETAUX

*ECU (ohne MwSt / excl. VAT / hors TVA)*

| 1994<br>sep | oct   | nov   | dec   | 1995<br>jan | feb   | mar   | apr   | mai   | jun   | jul   | aug   | sep   |                   |
|-------------|-------|-------|-------|-------------|-------|-------|-------|-------|-------|-------|-------|-------|-------------------|
|             |       |       |       |             |       |       |       |       |       |       |       |       | <b>Blé tendre</b> |
|             |       |       |       |             |       |       |       |       |       |       |       |       | Prix par 100 kg   |
| 12.56       | 12.73 | 12.90 | 12.92 | 13.04       | 13.05 | 13.17 | 13.19 | 13.62 | 13.75 | -     | 11.95 | 12.58 | B                 |
| 12.46       | 13.14 | 13.37 | 13.98 | 13.51       | 13.88 | 13.65 | 14.64 | 14.81 | 14.92 | 15.13 | 12.28 | 12.21 | DK                |
| 12.93       | 13.19 | 13.59 | 13.84 | 14.06       | 14.10 | 14.17 | 14.03 | 14.10 | 14.14 | 13.82 | 12.29 | 12.15 | D                 |
| 15.70       | 15.56 | 15.54 | 15.56 | -           | -     | -     | -     | -     | -     | 15.41 | 15.50 | 15.58 | GR                |
| 16.51       | 16.97 | 17.17 | 17.24 | 16.11       | 16.44 | 15.59 | 16.03 | 16.68 | 16.84 | 18.04 | 18.23 | 17.53 | E                 |
| 12.10       | 12.50 | 12.70 | 12.84 | 13.04       | 13.09 | 13.06 | 13.18 | 13.30 | 13.61 | 12.19 | 12.08 | 12.63 | F                 |
| 11.50       | 11.58 | -     | -     | -           | -     | -     | -     | -     | -     | -     | -     | -     | IRL               |
| 16.21       | 16.35 | 16.64 | 16.63 | 16.80       | 16.49 | 15.57 | 15.90 | 16.70 | 16.86 | 16.50 | 16.95 | 16.99 | I                 |
| 13.06       | 13.06 | -     | -     | -           | -     | -     | -     | -     | -     | -     | 13.29 | 13.29 | L                 |
| 13.41       | 13.74 | 13.84 | 13.97 | 14.12       | 14.02 | 14.06 | 14.17 | -     | -     | -     | 12.84 | 13.17 | NL                |
| 23.21       | 23.88 | 23.62 | 23.77 | -           | -     | -     | -     | -     | -     | -     | -     | -     | A                 |
| 13.10       | 13.07 | 13.09 | 13.06 | 13.05       | 13.09 | 13.13 | 13.07 | 13.06 | 13.03 | 13.04 | 13.10 | 13.03 | P                 |
| -           | -     | -     | -     | -           | -     | -     | -     | -     | -     | -     | -     | -     | FIN               |
| 11.61       | 12.02 | 12.25 | 12.37 | 12.30       | 12.47 | 12.11 | 11.97 | 12.44 | 12.42 | -     | -     | -     | S                 |
| 13.83       | 13.86 | 13.81 | 13.94 | 13.85       | 13.51 | 13.16 | 13.48 | 13.64 | 14.21 | 13.67 | 13.49 | 14.18 | UK                |
|             |       |       |       |             |       |       |       |       |       |       |       |       | <b>Blé dur</b>    |
|             |       |       |       |             |       |       |       |       |       |       |       |       | Prix par 100 kg   |
| -           | -     | -     | -     | -           | -     | -     | -     | -     | -     | -     | -     | -     | B                 |
| -           | -     | -     | -     | -           | -     | -     | -     | -     | -     | -     | -     | -     | DK                |
| -           | -     | -     | -     | -           | -     | -     | -     | -     | -     | -     | -     | -     | D                 |
| 20.64       | 20.50 | 20.45 | 20.46 | -           | -     | -     | -     | -     | -     | 20.07 | 20.18 | 20.29 | GR                |
| 16.28       | 16.86 | 17.07 | 17.64 | 18.50       | 19.51 | 18.70 | 18.86 | 15.20 | 16.02 | 17.77 | 18.69 | 17.95 | E                 |
| 13.70       | 14.71 | 14.99 | 15.16 | 15.87       | 15.93 | 15.88 | 15.96 | 15.75 | 15.74 | 16.05 | 15.27 | 16.14 | F                 |
| -           | -     | -     | -     | -           | -     | -     | -     | -     | -     | -     | -     | -     | IRL               |
| 16.18       | 16.62 | 16.96 | 17.64 | 18.59       | 18.18 | 16.94 | 16.67 | 17.25 | 17.18 | 18.00 | 18.80 | 19.59 | I                 |
| -           | -     | -     | -     | -           | -     | -     | -     | -     | -     | -     | -     | -     | L                 |
| -           | -     | -     | -     | -           | -     | -     | -     | -     | -     | -     | -     | -     | NL                |
| 33.08       | 33.35 | 33.49 | 33.36 | -           | -     | -     | -     | -     | -     | -     | -     | -     | A                 |
| 13.10       | 13.07 | 13.09 | 13.06 | 13.05       | 13.09 | 13.13 | 13.07 | 13.06 | 13.03 | 13.04 | 13.10 | 13.03 | P                 |
| -           | -     | -     | -     | -           | -     | -     | -     | -     | -     | -     | -     | -     | FIN               |
| -           | -     | -     | -     | -           | -     | -     | -     | -     | -     | -     | -     | -     | S                 |
| -           | -     | -     | -     | -           | -     | -     | -     | -     | -     | -     | -     | -     | UK                |
|             |       |       |       |             |       |       |       |       |       |       |       |       | <b>Seigle</b>     |
|             |       |       |       |             |       |       |       |       |       |       |       |       | Prix par 100 kg   |
| 12.04       | 12.14 | 12.31 | 12.34 | 12.48       | 12.33 | 12.26 | 12.24 | 12.83 | 12.92 | -     | 11.75 | 12.19 | B                 |
| 11.88       | 12.45 | 12.16 | 13.01 | 12.79       | 13.02 | 13.59 | 12.21 | 13.19 | 13.63 | 13.95 | 10.51 | 11.41 | DK                |
| 12.08       | 12.20 | 12.47 | 12.61 | 12.68       | 12.75 | 12.99 | 12.92 | 12.99 | 13.03 | 12.79 | 11.38 | 11.14 | D                 |
| -           | -     | -     | -     | -           | -     | -     | -     | -     | -     | -     | -     | -     | GR                |
| 13.77       | 16.87 | 15.91 | 14.89 | 13.28       | 13.52 | 13.15 | 13.37 | -     | 14.21 | 15.48 | 14.97 | 15.48 | E                 |
| 12.69       | 13.46 | 13.59 | 13.58 | 13.80       | 13.88 | 14.15 | 14.10 | 13.94 | 14.20 | 12.74 | 12.86 | 13.14 | F                 |
| -           | -     | -     | -     | -           | -     | -     | -     | -     | -     | -     | -     | -     | IRL               |
| 16.81       | 16.67 | 16.62 | 16.81 | 16.78       | 16.46 | 15.14 | 14.76 | 15.52 | 15.52 | 14.94 | 14.82 | 14.83 | I                 |
| 11.79       | 11.79 | -     | -     | -           | -     | -     | -     | -     | -     | -     | 12.00 | 12.00 | L                 |
| 13.59       | 13.55 | 13.66 | 13.69 | 9.52        | 13.83 | -     | -     | -     | -     | -     | 12.56 | 12.60 | NL                |
| 23.27       | 23.62 | 23.76 | 23.85 | -           | -     | -     | -     | -     | -     | -     | -     | -     | A                 |
| 13.10       | 13.07 | 13.09 | 13.06 | 13.05       | 13.09 | 13.13 | 13.07 | 13.06 | 13.03 | 13.04 | 13.10 | 13.03 | P                 |
| -           | -     | -     | -     | -           | -     | -     | -     | -     | -     | -     | -     | -     | FIN               |
| 11.71       | 12.13 | 12.36 | 12.48 | 12.30       | 12.26 | 11.90 | 11.77 | 12.23 | 12.31 | -     | -     | -     | S                 |
| -           | -     | -     | -     | -           | -     | -     | -     | -     | -     | -     | -     | -     | UK                |

**VERKAUFSPREISE  
PFLANZLICHER ERZEUGNISSE**

**SELLING PRICES  
OF CROP PRODUCTS**

*Landeswahrung / National currency / Monnaie nationale (ohne MwSt / excl. VAT / hors TVA)*

|             | 1994<br>sep       | oct    | nov    | dec    | 1995<br>jan | feb    | mar    | apr    | mai    | jun    | jul   | aug   | sep                   |
|-------------|-------------------|--------|--------|--------|-------------|--------|--------|--------|--------|--------|-------|-------|-----------------------|
| <b>1160</b> | <b>Gerste</b>     |        |        |        |             |        |        |        |        |        |       |       | <b>Barley</b>         |
|             | Preise je 100 kg  |        |        |        |             |        |        |        |        |        |       |       | Prices per 100 kg     |
| B           | 503.3             | 500.0  | 500.0  | 500.0  | 500.0       | 493.8  | 490.0  | 486.7  | 525.0  | 513.3  | -     | 465.0 | 462.5                 |
| DK          | 98.46             | 101.73 | 105.36 | 107.20 | 118.59      | 115.07 | 114.80 | 111.39 | 108.17 | 107.74 | 96.37 | 96.15 | 99.70                 |
| D           | 23.14             | 23.41  | 23.93  | 24.25  | 24.61       | 24.69  | 24.67  | 24.63  | 24.83  | 24.75  | 22.59 | 21.19 | 21.32                 |
| GR          | 4398              | 4397   | 4432   | 4422   | -           | -      | -      | -      | -      | -      | 4481  | 4528  | 4502                  |
| E           | 2182              | 2225   | 2247   | 2283   | 2334        | 2373   | 2373   | 2385   | 2394   | 2309   | 2388  | 2485  | 2509                  |
| F           | 81.56             | 84.39  | 86.06  | 87.86  | 89.91       | 90.30  | 90.26  | 90.66  | 92.18  | 91.31  | 82.74 | 83.80 | 87.40                 |
| IRL         | 8.72              | 8.72   | -      | -      | -           | -      | -      | -      | -      | -      | -     | -     | -                     |
| I           | 30224             | 30581  | 31323  | 31880  | 32454       | 32870  | 33958  | 35004  | 35303  | 35053  | 35662 | 35035 | 34674                 |
| L           | 475.0             | 475.0  | -      | -      | -           | -      | -      | -      | -      | -      | -     | 475.0 | 475.0                 |
| NL          | 32.80             | 31.50  | 31.80  | 32.30  | 29.80       | 29.70  | 28.70  | 28.70  | -      | -      | -     | 25.80 | 26.70                 |
| A           | 276.80            | 278.80 | 280.40 | 280.30 | -           | -      | -      | -      | -      | -      | -     | -     | -                     |
| P           | 2559              | 2559   | 2559   | 2559   | 2559        | 2559   | 2559   | 2559   | 2559   | 2559   | 2559  | 2559  | 2559                  |
| FIN         | -                 | -      | -      | -      | -           | -      | -      | -      | -      | -      | -     | -     | -                     |
| S           | 106.00            | 108.00 | 110.00 | 111.00 | 111.00      | 112.00 | 113.00 | 115.00 | 116.00 | 116.00 | -     | -     | -                     |
| UK          | 11.19             | 10.89  | 10.89  | 10.25  | 10.30       | 10.40  | 10.31  | 10.46  | 10.55  | 10.84  | 10.58 | 10.57 | 10.88                 |
| <b>1161</b> | <b>Braugerste</b> |        |        |        |             |        |        |        |        |        |       |       | <b>Malting barley</b> |
|             | Preise je 100 kg  |        |        |        |             |        |        |        |        |        |       |       | Prices per 100 kg     |
| B           | -                 | -      | -      | -      | -           | -      | -      | -      | -      | -      | -     | -     | -                     |
| DK          | -                 | -      | -      | -      | -           | -      | -      | -      | -      | -      | -     | -     | -                     |
| D           | 28.03             | 28.84  | 29.88  | 30.79  | 31.84       | 32.84  | 33.20  | 33.10  | 33.43  | 33.38  | 33.35 | 31.07 | 31.92                 |
| GR          | 4460              | 4460   | -      | -      | -           | -      | -      | -      | -      | -      | 5107  | 5107  | 5107                  |
| E           | 2197              | 2255   | 2255   | 2245   | 2318        | 2383   | 2373   | 2371   | 2405   | 2379   | 2476  | 2498  | 2527                  |
| F           | 87.47             | 92.06  | 94.31  | 96.82  | 99.64       | 102.10 | 103.66 | 106.58 | 107.75 | 108.24 | 93.68 | 94.68 | 103.74                |
| IRL         | 9.41              | 9.41   | -      | -      | -           | -      | -      | -      | -      | -      | -     | -     | -                     |
| I           | -                 | -      | -      | -      | -           | -      | -      | -      | -      | -      | -     | -     | -                     |
| L           | 510.0             | 510.0  | -      | -      | -           | -      | -      | -      | -      | -      | -     | 510.0 | 510.0                 |
| NL          | 35.10             | 34.60  | 35.20  | 35.70  | 36.30       | 37.00  | 37.80  | 38.30  | -      | -      | -     | 35.70 | 35.90                 |
| A           | -                 | -      | -      | -      | -           | -      | -      | -      | -      | -      | -     | -     | -                     |
| P           | 2975              | 2975   | 2975   | 2975   | 2975        | 2975   | 2975   | 2975   | 2975   | 2975   | 2975  | 2975  | 2975                  |
| FIN         | -                 | -      | -      | -      | -           | -      | -      | -      | -      | -      | -     | -     | -                     |
| S           | -                 | -      | -      | -      | -           | -      | -      | -      | -      | -      | -     | -     | -                     |
| UK          | 13.29             | 13.12  | 13.12  | 12.66  | 12.55       | 12.34  | 12.09  | 12.37  | 13.49  | 13.04  | 13.58 | 14.72 | 14.53                 |
| <b>1180</b> | <b>Hafer</b>      |        |        |        |             |        |        |        |        |        |       |       | <b>Oats</b>           |
|             | Preise je 100 kg  |        |        |        |             |        |        |        |        |        |       |       | Prices per 100 kg     |
| B           | 475.6             | 467.5  | 460.0  | 456.0  | 455.6       | 447.5  | 431.9  | 425.0  | 424.2  | 425.0  | 425.0 | 408.3 | 425.0                 |
| DK          | 89.13             | 87.06  | 91.61  | 89.80  | 93.82       | 98.05  | 100.86 | 97.32  | 87.39  | 90.49  | 82.36 | 76.69 | 80.03                 |
| D           | 22.28             | 22.34  | 22.32  | 22.40  | 22.27       | 22.28  | 22.21  | 22.05  | 22.03  | 21.86  | 21.45 | 20.57 | 20.46                 |
| GR          | 6005              | 6171   | 6217   | 6056   | -           | -      | -      | -      | -      | -      | 5903  | 6149  | 5739                  |
| E           | 2236              | 2306   | 2358   | 2341   | 2314        | 2331   | 2331   | 2404   | 2619   | 2585   | 2617  | 2629  | 2630                  |
| F           | 68.55             | 72.70  | 72.56  | 72.57  | 72.19       | 73.32  | 72.26  | 71.72  | 71.15  | 72.24  | 69.70 | 68.76 | 71.20                 |
| IRL         | 8.32              | 8.32   | -      | -      | -           | -      | -      | -      | -      | -      | -     | -     | -                     |
| I           | 35888             | 36703  | 36873  | 36964  | 37450       | 37674  | 38181  | 38698  | 38610  | 39281  | 39886 | 41753 | 43024                 |
| L           | 490.0             | 490.0  | -      | -      | -           | -      | -      | -      | -      | -      | -     | 490.0 | 490.0                 |
| NL          | 27.50             | 27.50  | 27.60  | 27.10  | 26.60       | 25.90  | 26.50  | 25.90  | -      | -      | -     | 25.80 | 25.80                 |
| A           | 280.10            | 280.40 | 282.90 | 282.90 | -           | -      | -      | -      | -      | -      | -     | -     | -                     |
| P           | 1900              | 1900   | 1900   | 1900   | 1900        | 1900   | 1900   | 1900   | 1900   | 1900   | 1900  | 1900  | 1900                  |
| FIN         | -                 | -      | -      | -      | -           | -      | -      | -      | -      | -      | -     | -     | -                     |
| S           | 101.00            | 103.00 | 105.00 | 106.00 | 105.00      | 103.00 | 104.00 | 105.00 | 106.00 | 107.00 | -     | -     | -                     |
| UK          | 10.47             | 10.80  | 10.80  | 9.77   | 9.67        | 9.51   | 9.70   | 9.51   | 9.56   | 9.96   | 10.21 | 10.53 | 10.33                 |



## PRIX DE VENTE DES PRODUITS VEGETAUX

*ECU (ohne MwSt / excl. VAT / hors TVA)*

| 1994<br>sep | oct   | nov   | dec   | 1995<br>jan | feb   | mar   | apr   | mai   | jun   | jul   | aug   | sep   |   |
|-------------|-------|-------|-------|-------------|-------|-------|-------|-------|-------|-------|-------|-------|---|
|             |       |       |       |             |       |       |       |       |       |       |       |       | <b>Orge</b><br>Prix par 100 kg              |
| 12.76       | 12.68 | 12.70 | 12.72 | 12.77       | 12.69 | 12.81 | 12.78 | 13.71 | 13.40 | -     | 12.00 | 11.93 | B   |
| 13.04       | 13.56 | 14.06 | 14.31 | 15.83       | 15.42 | 15.47 | 15.27 | 14.85 | 14.80 | 13.25 | 13.16 | 13.65 | DK  |
| 12.07       | 12.21 | 12.50 | 12.69 | 12.94       | 13.06 | 13.32 | 13.30 | 13.35 | 13.27 | 12.09 | 11.25 | 11.31 | D   |
| 15.07       | 14.97 | 15.03 | 14.98 | -           | -     | -     | -     | -     | -     | 14.78 | 14.96 | 14.81 | GR  |
| 13.72       | 13.97 | 14.09 | 14.20 | 14.19       | 14.45 | 14.02 | 14.31 | 14.71 | 14.26 | 14.83 | 15.46 | 15.51 | E   |
| 12.44       | 12.86 | 13.09 | 13.35 | 13.68       | 13.74 | 13.75 | 13.94 | 14.01 | 13.95 | 12.73 | 12.93 | 13.45 | F   |
| 10.90       | 10.98 | -     | -     | -           | -     | -     | -     | -     | -     | -     | -     | -     | IRL   |
| 15.61       | 15.66 | 15.91 | 16.06 | 16.24       | 16.13 | 15.25 | 15.24 | 16.17 | 16.06 | 16.47 | 16.73 | 16.66 | I   |
| 12.04       | 12.04 | -     | -     | -           | -     | -     | -     | -     | -     | -     | 12.26 | 12.25 | L   |
| 15.27       | 14.67 | 14.82 | 15.09 | 13.98       | 14.02 | 13.81 | 13.84 | -     | -     | -     | 12.23 | 12.65 | NL  |
| 20.52       | 20.67 | 20.81 | 20.84 | -           | -     | -     | -     | -     | -     | -     | -     | -     | A   |
| 13.10       | 13.07 | 13.09 | 13.06 | 13.05       | 13.09 | 13.13 | 13.07 | 13.06 | 13.03 | 13.04 | 13.10 | 13.03 | P   |
| -           | -     | -     | -     | -           | -     | -     | -     | -     | -     | -     | -     | -     | FIN   |
| 11.39       | 11.80 | 12.03 | 12.15 | 11.98       | 12.04 | 11.80 | 11.67 | 12.03 | 12.00 | -     | -     | -     | S   |
| 14.16       | 13.87 | 13.92 | 13.14 | 13.07       | 12.99 | 12.53 | 12.54 | 12.68 | 12.99 | 12.55 | 12.71 | 13.15 | UK  |
|             |       |       |       |             |       |       |       |       |       |       |       |       | <b>Orge de brasserie</b><br>Prix par 100 kg |
| -           | -     | -     | -     | -           | -     | -     | -     | -     | -     | -     | -     | -     | B   |
| -           | -     | -     | -     | -           | -     | -     | -     | -     | -     | -     | -     | -     | DK  |
| 14.63       | 15.05 | 15.61 | 16.11 | 16.75       | 17.38 | 17.92 | 17.87 | 17.97 | 17.90 | 17.85 | 16.49 | 16.94 | D   |
| 15.29       | 15.18 | -     | -     | -           | -     | -     | -     | -     | -     | 16.85 | 16.87 | 16.80 | GR  |
| 13.81       | 14.16 | 14.14 | 13.96 | 14.09       | 14.51 | 14.02 | 14.23 | 14.77 | 14.69 | 15.38 | 15.54 | 15.62 | E   |
| 13.34       | 14.03 | 14.35 | 14.71 | 15.16       | 15.53 | 15.80 | 16.39 | 16.37 | 16.54 | 14.41 | 14.61 | 15.96 | F   |
| 11.76       | 11.85 | -     | -     | -           | -     | -     | -     | -     | -     | -     | -     | -     | IRL   |
| -           | -     | -     | -     | -           | -     | -     | -     | -     | -     | -     | -     | -     | I   |
| 12.93       | 12.93 | -     | -     | -           | -     | -     | -     | -     | -     | -     | 13.17 | 13.16 | L   |
| 16.34       | 16.11 | 16.41 | 16.68 | 17.03       | 17.46 | 18.20 | 18.47 | -     | -     | -     | 16.92 | 17.01 | NL  |
| -           | -     | -     | -     | -           | -     | -     | -     | -     | -     | -     | -     | -     | A   |
| 15.23       | 15.19 | 15.22 | 15.18 | 15.17       | 15.22 | 15.26 | 15.20 | 15.18 | 15.14 | 15.16 | 15.23 | 15.15 | P   |
| -           | -     | -     | -     | -           | -     | -     | -     | -     | -     | -     | -     | -     | FIN   |
| -           | -     | -     | -     | -           | -     | -     | -     | -     | -     | -     | -     | -     | S   |
| 16.82       | 16.71 | 16.77 | 16.23 | 15.92       | 15.41 | 14.69 | 14.83 | 16.21 | 15.62 | 16.11 | 17.70 | 17.56 | UK  |
|             |       |       |       |             |       |       |       |       |       |       |       |       | <b>Avoine</b><br>Prix par 100 kg            |
| 12.06       | 11.85 | 11.68 | 11.60 | 11.63       | 11.50 | 11.29 | 11.16 | 11.08 | 11.10 | 11.07 | 10.54 | 10.96 | B   |
| 11.80       | 11.60 | 12.23 | 11.99 | 12.53       | 13.14 | 13.59 | 13.34 | 12.00 | 12.43 | 11.32 | 10.50 | 10.95 | DK  |
| 11.63       | 11.66 | 11.66 | 11.72 | 11.71       | 11.79 | 11.99 | 11.90 | 11.84 | 11.72 | 11.48 | 10.92 | 10.86 | D   |
| 20.58       | 21.01 | 21.08 | 20.51 | -           | -     | -     | -     | -     | -     | 19.47 | 20.32 | 18.88 | GR  |
| 14.06       | 14.48 | 14.79 | 14.56 | 14.07       | 14.19 | 13.77 | 14.42 | 16.09 | 15.97 | 16.25 | 16.36 | 16.26 | E   |
| 10.46       | 11.08 | 11.04 | 11.02 | 10.98       | 11.15 | 11.01 | 11.03 | 10.81 | 11.04 | 10.72 | 10.61 | 10.96 | F   |
| 10.40       | 10.47 | -     | -     | -           | -     | -     | -     | -     | -     | -     | -     | -     | IRL   |
| 18.53       | 18.80 | 18.73 | 18.62 | 18.73       | 18.49 | 17.15 | 16.85 | 17.69 | 18.00 | 18.43 | 19.93 | 20.67 | I   |
| 12.42       | 12.42 | -     | -     | -           | -     | -     | -     | -     | -     | -     | 12.65 | 12.64 | L   |
| 12.80       | 12.81 | 12.86 | 12.66 | 12.48       | 12.22 | 12.76 | 12.49 | -     | -     | -     | 12.23 | 12.22 | NL  |
| 20.77       | 20.79 | 20.99 | 21.03 | -           | -     | -     | -     | -     | -     | -     | -     | -     | A   |
| 9.73        | 9.70  | 9.72  | 9.69  | 9.69        | 9.72  | 9.75  | 9.71  | 9.70  | 9.67  | 9.68  | 9.73  | 9.68  | P   |
| -           | -     | -     | -     | -           | -     | -     | -     | -     | -     | -     | -     | -     | FIN   |
| 10.85       | 11.25 | 11.48 | 11.60 | 11.33       | 11.08 | 10.86 | 10.65 | 10.99 | 11.07 | -     | -     | -     | S   |
| 13.25       | 13.76 | 13.80 | 12.53 | 12.27       | 11.88 | 11.79 | 11.40 | 11.49 | 11.93 | 12.11 | 12.66 | 12.48 | UK  |

**VERKAUFSPREISE  
PFLANZLICHER ERZEUGNISSE**

**SELLING PRICES  
OF CROP PRODUCTS**

*Landeswahrung / National currency / Monnaie nationale (ohne MwSt / excl. VAT / hors TVA)*

|             | 1994<br>sep             | oct    | nov    | dec    | 1995<br>jan | feb    | mar    | apr    | mai    | jun    | jul    | aug    | sep                            |
|-------------|-------------------------|--------|--------|--------|-------------|--------|--------|--------|--------|--------|--------|--------|--------------------------------|
| <b>1200</b> | <b>Mais</b>             |        |        |        |             |        |        |        |        |        |        |        | <b>Malze</b>                   |
|             | Preise je 100 kg        |        |        |        |             |        |        |        |        |        |        |        | Prices per 100 kg              |
| B           | -                       | -      | -      | -      | -           | -      | -      | -      | -      | -      | -      | -      | -                              |
| DK          | -                       | -      | -      | -      | -           | -      | -      | -      | -      | -      | -      | -      | -                              |
| D           | 29.27                   | 27.68  | 27.04  | 27.00  | 27.30       | 27.38  | 27.15  | 27.30  | 27.84  | 28.31  | 28.70  | 29.23  | 30.68                          |
| GR          | 4757                    | 4672   | 4681   | 4743   | -           | -      | -      | -      | -      | -      | -      | -      | 4852                           |
| E           | 2678                    | 2680   | 2642   | 2629   | 2646        | 2659   | 2691   | 2693   | 2700   | 2863   | 2900   | 2997   | 3061                           |
| F           | 79.41                   | 77.46  | 80.42  | 81.59  | 86.02       | 87.19  | 86.04  | 85.80  | 89.67  | 96.15  | 99.30  | 97.56  | 85.16                          |
| IRL         | -                       | -      | -      | -      | -           | -      | -      | -      | -      | -      | -      | -      | -                              |
| I           | 31023                   | 31582  | 32622  | 32912  | 33497       | 34362  | 36688  | 36685  | 39153  | 40451  | 42001  | 41944  | 39756                          |
| L           | -                       | -      | -      | -      | -           | -      | -      | -      | -      | -      | -      | -      | -                              |
| NL          | -                       | -      | -      | -      | -           | -      | -      | -      | -      | -      | -      | -      | -                              |
| A           | 208.00                  | 189.20 | 180.00 | 183.50 | 190.80      | 196.10 | 195.30 | 203.30 | 192.70 | 197.20 | 184.10 | -      | -                              |
| P           | 2559                    | 2559   | 2559   | 2559   | 2559        | 2559   | 2559   | 2559   | 2559   | 2559   | 2559   | 2559   | 2559                           |
| FIN         | -                       | -      | -      | -      | -           | -      | -      | -      | -      | -      | -      | -      | -                              |
| S           | -                       | -      | -      | -      | -           | -      | -      | -      | -      | -      | -      | -      | -                              |
| UK          | -                       | -      | -      | -      | -           | -      | -      | -      | -      | -      | -      | -      | -                              |
| <b>1251</b> | <b>Reis</b>             |        |        |        |             |        |        |        |        |        |        |        | <b>Rice</b>                    |
|             | Preise je 100 kg        |        |        |        |             |        |        |        |        |        |        |        | Prices per 100 kg              |
| B           | -                       | -      | -      | -      | -           | -      | -      | -      | -      | -      | -      | -      | -                              |
| DK          | -                       | -      | -      | -      | -           | -      | -      | -      | -      | -      | -      | -      | -                              |
| D           | -                       | -      | -      | -      | -           | -      | -      | -      | -      | -      | -      | -      | -                              |
| GR          | -                       | 7973   | 7973   | 7962   | 8310        | 8294   | 8306   | 8284   | 8308   | 8551   | -      | -      | -                              |
| E           | 5739                    | 5568   | 5666   | 5711   | 5708        | 5634   | 5567   | 5550   | 5550   | 5550   | 5550   | 5550   | 5968                           |
| F           | -                       | -      | -      | -      | -           | -      | -      | -      | -      | -      | -      | -      | -                              |
| IRL         | -                       | -      | -      | -      | -           | -      | -      | -      | -      | -      | -      | -      | -                              |
| I           | 64475                   | 63650  | 65897  | 69021  | 69579       | 68877  | 70591  | 76438  | 83263  | 83825  | 83825  | 83825  | 81300                          |
| L           | -                       | -      | -      | -      | -           | -      | -      | -      | -      | -      | -      | -      | -                              |
| NL          | -                       | -      | -      | -      | -           | -      | -      | -      | -      | -      | -      | -      | -                              |
| A           | -                       | -      | -      | -      | -           | -      | -      | -      | -      | -      | -      | -      | -                              |
| P           | 9000                    | 9000   | 9000   | 9000   | 9000        | 9000   | 9000   | 9000   | 9000   | 9000   | 9000   | 9000   | 9000                           |
| FIN         | -                       | -      | -      | -      | -           | -      | -      | -      | -      | -      | -      | -      | -                              |
| S           | -                       | -      | -      | -      | -           | -      | -      | -      | -      | -      | -      | -      | -                              |
| UK          | -                       | -      | -      | -      | -           | -      | -      | -      | -      | -      | -      | -      | -                              |
| <b>1361</b> | <b>Speisekartoffeln</b> |        |        |        |             |        |        |        |        |        |        |        | <b>Main crop food potatoes</b> |
|             | Preise je 100 kg        |        |        |        |             |        |        |        |        |        |        |        | Prices per 100 kg              |
| B           | 659.8                   | 311.7  | 255.0  | 371.7  | 848.4       | 856.9  | 884.4  | 815.6  | -      | -      | -      | 428.8  | 426.3                          |
| DK          | 146.28                  | 148.12 | 185.84 | 201.48 | 236.44      | 336.72 | 308.20 | 254.84 | -      | 345.92 | 141.68 | 146.28 | 144.44                         |
| D           | 29.55                   | 30.05  | 33.70  | 35.95  | 48.10       | 55.80  | 60.20  | 62.70  | 62.70  | -      | -      | 17.60  | 19.10                          |
| GR          | 7609                    | 8922   | 9645   | 9847   | 6993        | 9818   | 12439  | 11880  | -      | -      | 7281   | 5912   | 6562                           |
| E           | 3356                    | 3427   | 3903   | 4291   | 5462        | 6832   | 6907   | 7925   | 6111   | 4424   | 3064   | 2487   | 2308                           |
| F           | 116.53                  | 97.72  | 100.04 | 100.84 | 161.89      | 156.57 | 181.47 | 189.46 | 187.87 | -      | -      | 80.45  | 72.98                          |
| IRL         | -                       | -      | -      | -      | -           | -      | -      | -      | -      | -      | -      | -      | -                              |
| I           | 53691                   | 56926  | 61045  | 63796  | 72397       | 79739  | 79932  | 78637  | 81920  | 72295  | 54145  | 48591  | 49725                          |
| L           | 870.0                   | 870.0  | 870.0  | 870.0  | -           | -      | -      | -      | -      | -      | -      | 600.0  | 600.0                          |
| NL          | 35.50                   | 36.50  | 39.40  | 42.40  | 54.00       | 55.05  | 52.80  | 52.40  | 47.50  | -      | -      | -      | 27.40                          |
| A           | 295.00                  | 365.00 | 405.00 | 406.00 | 430.00      | 430.00 | 433.00 | 426.00 | -      | 238.00 | 167.00 | -      | -                              |
| P           | 3628                    | 3674   | 3962   | 4925   | 6484        | 7760   | 6101   | 6403   | 6000   | 3165   | 2412   | 2521   | 2803                           |
| FIN         | -                       | -      | -      | -      | -           | -      | -      | -      | -      | -      | -      | -      | -                              |
| S           | 190.00                  | 214.00 | 230.00 | 233.00 | 239.00      | 276.00 | 303.00 | 318.00 | 330.00 | 307.00 | 230.00 | 199.00 | 210.00                         |
| UK          | 12.19                   | 14.48  | 15.09  | 15.64  | 18.67       | 26.05  | 28.12  | 31.43  | 31.87  | 37.47  | -      | 16.31  | 18.63                          |

D: 1361 SPEISEKARTOFFELN: Einschliesslich der funf neuen Lander  
D: 1361 MAIN CROP FOOD POTATOES: Including the five new Lander  
D: 1361 POMMES DE TERRE DE CONSOMMATION: Les cinq nouveaux Lander inclus

## PRIX DE VENTE DES PRODUITS VEGETAUX

*ECU (ohne MwSt / excl. VAT / hors TVA)*

| 1994<br>sep | oct   | nov   | dec   | 1995<br>jan | feb   | mar   | apr   | mai   | jun   | jul   | aug   | sep   |   |
|-------------|-------|-------|-------|-------------|-------|-------|-------|-------|-------|-------|-------|-------|---|
|             |       |       |       |             |       |       |       |       |       |       |       |       | <b>Maïs</b><br>Prix par 100 kg                            |
| -           | -     | -     | -     | -           | -     | -     | -     | -     | -     | -     | -     | -     | B   |
| -           | -     | -     | -     | -           | -     | -     | -     | -     | -     | -     | -     | -     | DK  |
| 15.27       | 14.44 | 14.13 | 14.13 | 14.36       | 14.49 | 14.65 | 14.74 | 14.96 | 15.18 | 15.37 | 15.51 | 16.28 | D   |
| 16.31       | 15.90 | 15.87 | 16.06 | -           | -     | -     | -     | -     | -     | -     | -     | 15.96 | GR  |
| 16.84       | 16.82 | 16.57 | 16.35 | 16.08       | 16.19 | 15.90 | 16.16 | 16.59 | 17.68 | 18.01 | 18.65 | 18.92 | E   |
| 12.11       | 11.81 | 12.24 | 12.39 | 13.09       | 13.26 | 13.11 | 13.19 | 13.63 | 14.69 | 15.28 | 15.06 | 13.11 | F   |
| -           | -     | -     | -     | -           | -     | -     | -     | -     | -     | -     | -     | -     | IRL   |
| 16.02       | 16.17 | 16.57 | 16.58 | 16.76       | 16.86 | 16.48 | 16.85 | 17.94 | 18.53 | 19.40 | 20.03 | 19.10 | I   |
| -           | -     | -     | -     | -           | -     | -     | -     | -     | -     | -     | -     | -     | L   |
| -           | -     | -     | -     | -           | -     | -     | -     | -     | -     | -     | -     | -     | NL  |
| 15.42       | 14.03 | 13.36 | 13.64 | 14.26       | 14.74 | 14.98 | 15.60 | 14.73 | 15.04 | 14.01 | -     | -     | A   |
| 13.10       | 13.07 | 13.09 | 13.06 | 13.05       | 13.09 | 13.13 | 13.07 | 13.06 | 13.03 | 13.04 | 13.10 | 13.03 | P   |
| -           | -     | -     | -     | -           | -     | -     | -     | -     | -     | -     | -     | -     | FIN   |
| -           | -     | -     | -     | -           | -     | -     | -     | -     | -     | -     | -     | -     | S   |
| -           | -     | -     | -     | -           | -     | -     | -     | -     | -     | -     | -     | -     | UK  |
|             |       |       |       |             |       |       |       |       |       |       |       |       | <b>Riz</b><br>Prix par 100 kg                             |
| -           | -     | -     | -     | -           | -     | -     | -     | -     | -     | -     | -     | -     | B   |
| -           | -     | -     | -     | -           | -     | -     | -     | -     | -     | -     | -     | -     | DK  |
| -           | -     | -     | -     | -           | -     | -     | -     | -     | -     | -     | -     | -     | D   |
| -           | 27.14 | 27.04 | 26.97 | 28.10       | 27.92 | 27.56 | 27.45 | 27.56 | 28.39 | -     | -     | -     | GR  |
| 36.08       | 34.95 | 35.53 | 35.51 | 34.70       | 34.30 | 32.89 | 33.30 | 34.09 | 34.28 | 34.47 | 34.53 | 36.89 | E   |
| -           | -     | -     | -     | -           | -     | -     | -     | -     | -     | -     | -     | -     | F   |
| -           | -     | -     | -     | -           | -     | -     | -     | -     | -     | -     | -     | -     | IRL   |
| 33.30       | 32.60 | 33.48 | 34.76 | 34.81       | 33.80 | 31.71 | 33.29 | 38.15 | 38.40 | 38.72 | 40.02 | 39.06 | I   |
| -           | -     | -     | -     | -           | -     | -     | -     | -     | -     | -     | -     | -     | L   |
| -           | -     | -     | -     | -           | -     | -     | -     | -     | -     | -     | -     | -     | NL  |
| -           | -     | -     | -     | -           | -     | -     | -     | -     | -     | -     | -     | -     | A   |
| 46.08       | 45.95 | 46.05 | 45.92 | 45.89       | 46.04 | 46.16 | 45.98 | 45.93 | 45.82 | 45.85 | 46.08 | 45.84 | P   |
| -           | -     | -     | -     | -           | -     | -     | -     | -     | -     | -     | -     | -     | FIN   |
| -           | -     | -     | -     | -           | -     | -     | -     | -     | -     | -     | -     | -     | S   |
| -           | -     | -     | -     | -           | -     | -     | -     | -     | -     | -     | -     | -     | UK  |
|             |       |       |       |             |       |       |       |       |       |       |       |       | <b>Pommes de terre de consommation</b><br>Prix par 100 kg |
| 16.73       | 7.90  | 6.47  | 9.46  | 21.66       | 22.02 | 23.13 | 21.41 | -     | -     | -     | 11.07 | 11.00 | B   |
| 19.37       | 19.74 | 24.80 | 26.89 | 31.57       | 45.13 | 41.54 | 34.94 | -     | 47.53 | 19.47 | 20.03 | 19.77 | DK  |
| 15.42       | 15.68 | 17.60 | 18.81 | 25.30       | 29.52 | 32.49 | 33.85 | 33.70 | -     | -     | 9.34  | 10.14 | D   |
| 26.08       | 30.37 | 32.71 | 33.35 | 23.65       | 33.06 | 41.27 | 39.36 | -     | -     | 24.02 | 19.53 | 21.59 | GR  |
| 21.10       | 21.51 | 24.47 | 26.68 | 33.20       | 41.60 | 40.80 | 47.55 | 37.54 | 27.32 | 19.03 | 15.47 | 14.27 | E   |
| 17.78       | 14.89 | 15.22 | 15.32 | 24.63       | 23.82 | 27.65 | 29.14 | 28.55 | -     | -     | 12.42 | 11.23 | F   |
| -           | -     | -     | -     | -           | -     | -     | -     | -     | -     | -     | -     | -     | IRL   |
| 27.73       | 29.15 | 31.02 | 32.13 | 36.22       | 39.13 | 35.90 | 34.25 | 37.53 | 33.12 | 25.01 | 23.20 | 23.89 | I   |
| 22.06       | 22.06 | 22.09 | 22.14 | -           | -     | -     | -     | -     | -     | -     | 15.49 | 15.48 | L   |
| 16.52       | 17.00 | 18.36 | 19.81 | 25.34       | 25.98 | 25.42 | 25.26 | 22.81 | -     | -     | -     | 12.98 | NL  |
| 21.87       | 27.06 | 30.06 | 30.18 | 32.15       | 32.33 | 33.20 | 32.68 | -     | 18.15 | 12.71 | -     | -     | A   |
| 18.57       | 18.76 | 20.27 | 25.13 | 33.06       | 39.70 | 31.29 | 32.71 | 30.62 | 16.11 | 12.29 | 12.91 | 14.28 | P   |
| -           | -     | -     | -     | -           | -     | -     | -     | -     | -     | -     | -     | -     | FIN   |
| 20.42       | 23.38 | 25.16 | 25.50 | 25.79       | 29.68 | 31.63 | 32.27 | 34.22 | 31.77 | 23.83 | 21.10 | 22.82 | S   |
| 15.43       | 18.44 | 19.28 | 20.05 | 23.68       | 32.53 | 34.17 | 37.69 | 38.29 | 44.89 | -     | 19.61 | 22.51 | UK  |



**Tierische Erzeugnisse**

**Animal products**

**Produits animaux**

**VERKAUFSPREISE  
TIERISCHER ERZEUGNISSE**

**SELLING PRICES  
OF ANIMAL PRODUCTS**

*Landeswahrung / National currency / Monnaie nationale (ohne MwSt / excl. VAT / hors TVA)*

|                                | 1994<br>sep | oct     | nov     | dec     | 1995<br>jan | feb     | mar     | apr     | mai     | jun     | jul     | aug     | sep                           |
|--------------------------------|-------------|---------|---------|---------|-------------|---------|---------|---------|---------|---------|---------|---------|-------------------------------|
| <b>4150 Kalber</b>            |             |         |         |         |             |         |         |         |         |         |         |         |                               |
| Preise je 100 kg Lebendgewicht |             |         |         |         |             |         |         |         |         |         |         |         | <b>Calves</b>                 |
|                                |             |         |         |         |             |         |         |         |         |         |         |         | Prices per 100 kg live weight |
| B                              | 11690.0     | 11700.0 | 12013.0 | 12640.0 | 12750.0     | 12700.0 | 11790.0 | 11625.0 | 11350.0 | 10770.0 | 10888.0 | 11300.0 | 11700.0                       |
| DK                             | 1083.00     | 1073.00 | 1059.00 | 1063.00 | -           | -       | -       | -       | -       | -       | -       | -       | -                             |
| D                              | 624.30      | 606.20  | 605.40  | 615.90  | 621.40      | 617.60  | 622.00  | 617.30  | 617.30  | 611.30  | 606.40  | 579.50  | 580.70                        |
| GR                             | 59877       | 60168   | 59840   | 59524   | 59658       | 60406   | 60528   | 59557   | 59167   | 59312   | 59409   | 59226   | 59234                         |
| E                              | 38003       | 37307   | 36959   | 36587   | 33574       | 33994   | 33919   | 33496   | 32872   | 30967   | 29909   | 30907   | 31604                         |
| F                              | 2091.00     | 2114.00 | 2096.00 | 2156.00 | -           | -       | -       | -       | -       | -       | -       | -       | -                             |
| IRL                            | -           | -       | -       | -       | -           | -       | -       | -       | -       | -       | -       | -       | -                             |
| I                              | 551148      | 541515  | 528861  | 527637  | 556158      | 573546  | 578014  | 592218  | 601384  | 617968  | 603697  | 593792  | 598822                        |
| L                              | 14070.0     | 14070.0 | 14070.0 | 14070.0 | 14070.0     | 14070.0 | 14070.0 | 14070.0 | 14070.0 | 14070.0 | 14070.0 | 14070.0 | 14070.0                       |
| NL                             | 609.00      | 571.00  | 595.00  | 618.00  | 637.00      | 637.00  | 585.00  | 595.00  | 566.00  | 562.00  | 552.00  | 566.00  | 562.00                        |
| A                              | 4455.00     | 4452.00 | 4436.00 | 4404.00 | 4073.00     | 4006.00 | 4082.00 | 4132.00 | 4129.00 | 4091.00 | 4071.00 | -       | -                             |
| P                              | 53917       | 53917   | 53917   | 54083   | 54083       | 54083   | 54083   | 53750   | 53750   | 53417   | 53083   | 53083   | 53083                         |
| FIN                            | -           | -       | -       | -       | -           | -       | -       | -       | -       | -       | -       | -       | -                             |
| S                              | -           | -       | -       | -       | -           | -       | -       | -       | -       | -       | -       | -       | -                             |
| UK                             | -           | -       | -       | -       | -           | -       | -       | -       | -       | -       | -       | -       | -                             |
| <b>4161 Jungrinder</b>         |             |         |         |         |             |         |         |         |         |         |         |         |                               |
| Preise je 100 kg Lebendgewicht |             |         |         |         |             |         |         |         |         |         |         |         | <b>Young cattle</b>           |
|                                |             |         |         |         |             |         |         |         |         |         |         |         | Prices per 100 kg live weight |
| B                              | 7033.0      | 6871.0  | 6743.0  | 6558.0  | 6493.0      | 6533.0  | 6417.0  | 6375.0  | 6390.0  | 6325.0  | 6250.0  | 6273.0  | 6300.0                        |
| DK                             | 1083.00     | 1073.00 | 1059.00 | 1063.00 | 1065.00     | 1088.00 | 1072.00 | 1038.00 | 998.00  | 979.00  | 948.00  | 950.00  | 963.00                        |
| D                              | 339.20      | 340.90  | 339.80  | 339.13  | 344.20      | 343.40  | 335.10  | 324.80  | 317.80  | 313.90  | 301.20  | 298.50  | 309.80                        |
| GR                             | -           | -       | -       | -       | -           | -       | -       | -       | -       | -       | -       | -       | -                             |
| E                              | 31641       | 30448   | 30879   | 30862   | 31710       | 32287   | 32169   | 31567   | 30315   | 27905   | 27408   | 28261   | 28761                         |
| F                              | 1040.00     | 1035.00 | 1045.00 | 1042.00 | -           | -       | -       | -       | -       | -       | -       | -       | -                             |
| IRL                            | 119.64      | 120.50  | 121.30  | 125.73  | 129.53      | 130.68  | 133.22  | 135.08  | 131.35  | 125.74  | 122.94  | 122.26  | 119.13                        |
| I                              | 420075      | 438417  | 442694  | 444156  | 448467      | 433306  | 437072  | 445239  | 440494  | 435939  | 431189  | 438328  | 443956                        |
| L                              | 8112.5      | 7858.4  | 7965.7  | 7931.0  | 8057.5      | 7838.5  | 8030.0  | 8226.4  | 8717.5  | 8014.1  | 7920.0  | 7700.0  | 7370.0                        |
| NL                             | 384.00      | 379.00  | 376.00  | 382.00  | 365.00      | 370.00  | 368.00  | 371.00  | 360.00  | 346.00  | 337.00  | 343.00  | 343.00                        |
| A                              | 2585.00     | 2576.00 | 2550.00 | 2508.00 | 2341.00     | 2337.00 | 2313.00 | 2268.00 | 2175.00 | 2135.00 | 2046.00 | -       | -                             |
| P                              | 70839       | 70608   | 71063   | 71303   | 71288       | 70927   | 70251   | 69572   | 67771   | 64024   | 61669   | 60170   | 61908                         |
| FIN                            | -           | -       | -       | -       | -           | -       | -       | -       | -       | -       | -       | -       | -                             |
| S                              | -           | -       | -       | -       | -           | -       | -       | -       | -       | -       | -       | -       | -                             |
| UK                             | -           | -       | -       | -       | -           | -       | -       | -       | -       | -       | -       | -       | -                             |
| <b>4162 Farsen</b>            |             |         |         |         |             |         |         |         |         |         |         |         |                               |
| Preise je 100 kg Lebendgewicht |             |         |         |         |             |         |         |         |         |         |         |         | <b>Heifers</b>                |
|                                |             |         |         |         |             |         |         |         |         |         |         |         | Prices per 100 kg live weight |
| B                              | 6300.0      | 6100.0  | 5990.0  | 5650.0  | 5390.0      | 5350.0  | 5250.0  | 5300.0  | 5350.0  | 5325.0  | 5250.0  | 5350.0  | 5350.0                        |
| DK                             | 1065.00     | 1060.00 | 1062.00 | 1060.00 | 1040.00     | 1049.00 | 1050.00 | 1050.00 | 1055.00 | 1063.00 | 1055.00 | 1057.00 | 1055.00                       |
| D                              | 337.10      | 340.00  | 336.10  | 333.10  | 286.70      | 332.40  | 325.20  | 321.60  | 316.70  | 317.40  | 311.50  | 308.30  | 314.30                        |
| GR                             | -           | -       | -       | -       | -           | -       | -       | -       | -       | -       | -       | -       | -                             |
| E                              | -           | -       | -       | -       | -           | -       | -       | -       | -       | -       | -       | -       | -                             |
| F                              | 1321.04     | 1290.24 | 1266.16 | 1237.04 | -           | -       | -       | -       | -       | -       | -       | -       | -                             |
| IRL                            | 111.98      | 109.06  | 109.69  | 111.76  | 113.90      | 118.45  | 120.43  | 125.36  | 120.59  | 120.18  | 114.32  | 113.41  | 107.85                        |
| I                              | 337750      | 343125  | 351250  | 354750  | 360625      | 358750  | 361290  | 363750  | 363125  | 352250  | 344375  | 345000  | 348250                        |
| L                              | 7920.0      | 7975.0  | 7914.0  | 7995.9  | 7782.5      | 8250.0  | 8022.9  | 8026.2  | 8109.8  | 7603.8  | 7828.2  | 7476.7  | 7668.7                        |
| NL                             | 356.00      | 350.00  | 339.00  | 337.00  | 351.00      | 351.00  | -       | -       | -       | -       | -       | -       | -                             |
| A                              | 2389.00     | 2382.00 | 2362.00 | 2323.00 | 2210.00     | 2184.00 | 2186.00 | 2165.00 | 2102.00 | 2057.00 | 2000.00 | -       | -                             |
| P                              | 69006       | 68652   | 69798   | 70660   | 70296       | 70235   | 69458   | 68835   | 67467   | 63818   | 61370   | 60266   | 62000                         |
| FIN                            | -           | -       | -       | -       | -           | -       | -       | -       | -       | -       | -       | -       | -                             |
| S                              | -           | -       | -       | -       | -           | -       | -       | -       | -       | -       | -       | -       | -                             |
| UK                             | 112.90      | 113.87  | 114.66  | 119.36  | 117.87      | 118.14  | 119.69  | 120.81  | 119.57  | 122.04  | 119.05  | 118.49  | 123.92                        |

# PRIX DE VENTE DES PRODUITS ANIMAUX

*ECU (ohne MwSt / excl. VAT / hors TVA)*

| 1994<br>sep | oct    | nov    | dec    | 1995<br>jan | feb    | mar    | apr    | mai    | jun    | jul    | aug    | sep    |                              |
|-------------|--------|--------|--------|-------------|--------|--------|--------|--------|--------|--------|--------|--------|------------------------------|
|             |        |        |        |             |        |        |        |        |        |        |        |        | <b>Veaux</b>                 |
|             |        |        |        |             |        |        |        |        |        |        |        |        | Prix par 100 kg de poids vif |
| 296.39      | 296.65 | 305.01 | 321.68 | 325.56      | 326.36 | 308.30 | 305.19 | 296.47 | 281.20 | 283.49 | 291.72 | 301.85 | B                            |
| 143.39      | 143.03 | 141.34 | 141.89 | -           | -      | -      | -      | -      | -      | -      | -      | -      | DK                           |
| 325.77      | 316.27 | 316.26 | 322.23 | 326.84      | 326.76 | 335.71 | 333.26 | 331.81 | 327.86 | 324.65 | 307.58 | 308.19 | D                            |
| 205.24      | 204.83 | 202.92 | 201.59 | 201.75      | 203.38 | 200.81 | 197.31 | 196.24 | 196.89 | 195.99 | 195.68 | 194.86 | GR                           |
| 238.94      | 234.20 | 231.74 | 227.51 | 204.07      | 206.98 | 200.39 | 200.98 | 201.93 | 191.26 | 185.76 | 192.28 | 195.38 | E                            |
| 319.00      | 322.20 | 318.91 | 327.51 | -           | -      | -      | -      | -      | -      | -      | -      | -      | F                            |
| -           | -      | -      | -      | -           | -      | -      | -      | -      | -      | -      | -      | -      | IRL                          |
| 284.65      | 277.33 | 268.70 | 265.75 | 278.22      | 281.46 | 259.62 | 257.92 | 275.51 | 283.11 | 278.88 | 283.49 | 287.69 | I                            |
| 356.73      | 356.74 | 357.24 | 358.07 | 359.27      | 361.57 | 367.92 | 369.38 | 367.52 | 367.36 | 366.33 | 363.22 | 362.99 | L                            |
| 283.47      | 265.91 | 277.32 | 288.77 | 298.88      | 300.64 | 281.59 | 286.87 | 271.77 | 269.32 | 263.80 | 268.24 | 266.26 | NL                           |
| 330.32      | 330.02 | 329.20 | 327.39 | 304.48      | 301.16 | 313.01 | 317.00 | 315.59 | 312.02 | 309.89 | -      | -      | A                            |
| 276.04      | 275.28 | 275.89 | 275.94 | 275.76      | 276.67 | 277.39 | 274.58 | 274.31 | 271.93 | 270.45 | 271.79 | 270.35 | P                            |
| -           | -      | -      | -      | -           | -      | -      | -      | -      | -      | -      | -      | -      | FIN                          |
| -           | -      | -      | -      | -           | -      | -      | -      | -      | -      | -      | -      | -      | S                            |
| -           | -      | -      | -      | -           | -      | -      | -      | -      | -      | -      | -      | -      | UK                           |
|             |        |        |        |             |        |        |        |        |        |        |        |        | <b>Jeunes bovins</b>         |
|             |        |        |        |             |        |        |        |        |        |        |        |        | Prix par 100 kg de poids vif |
| 178.32      | 174.21 | 171.21 | 166.89 | 165.80      | 167.88 | 167.80 | 167.36 | 166.91 | 165.14 | 162.73 | 161.94 | 162.53 | B                            |
| 143.39      | 143.03 | 141.34 | 141.89 | 142.18      | 145.82 | 144.50 | 142.30 | 137.04 | 134.51 | 130.30 | 130.05 | 131.81 | DK                           |
| 177.00      | 177.86 | 177.51 | 177.43 | 181.04      | 181.69 | 180.86 | 175.35 | 170.82 | 168.36 | 161.26 | 158.43 | 164.42 | D                            |
| -           | -      | -      | -      | -           | -      | -      | -      | -      | -      | -      | -      | -      | GR                           |
| 198.94      | 191.14 | 193.62 | 191.91 | 192.74      | 196.59 | 190.05 | 189.40 | 186.22 | 172.35 | 170.22 | 175.82 | 177.80 | E                            |
| 158.66      | 157.75 | 159.00 | 158.29 | -           | -      | -      | -      | -      | -      | -      | -      | -      | F                            |
| 149.54      | 151.69 | 152.67 | 158.73 | 162.53      | 162.31 | 161.68 | 164.06 | 161.05 | 154.04 | 149.96 | 150.44 | 146.98 | IRL                          |
| 216.95      | 224.53 | 224.92 | 223.70 | 224.34      | 212.64 | 196.32 | 193.91 | 201.81 | 199.72 | 199.19 | 209.27 | 213.28 | I                            |
| 205.69      | 199.25 | 202.25 | 201.84 | 205.74      | 201.43 | 209.98 | 215.96 | 227.71 | 209.25 | 206.21 | 198.78 | 190.14 | L                            |
| 178.74      | 176.50 | 175.25 | 178.49 | 171.26      | 174.63 | 177.14 | 178.87 | 172.86 | 165.81 | 161.05 | 162.55 | 162.50 | NL                           |
| 191.67      | 190.95 | 189.24 | 186.44 | 175.00      | 175.69 | 177.36 | 174.00 | 166.24 | 162.84 | 155.75 | -      | -      | A                            |
| 362.68      | 360.49 | 363.62 | 363.80 | 363.48      | 362.84 | 360.32 | 355.40 | 345.87 | 325.92 | 314.20 | 308.07 | 315.30 | P                            |
| -           | -      | -      | -      | -           | -      | -      | -      | -      | -      | -      | -      | -      | FIN                          |
| -           | -      | -      | -      | -           | -      | -      | -      | -      | -      | -      | -      | -      | S                            |
| -           | -      | -      | -      | -           | -      | -      | -      | -      | -      | -      | -      | -      | UK                           |
|             |        |        |        |             |        |        |        |        |        |        |        |        | <b>Génisses</b>              |
|             |        |        |        |             |        |        |        |        |        |        |        |        | Prix par 100 kg de poids vif |
| 159.73      | 154.66 | 152.09 | 143.79 | 137.63      | 137.48 | 137.28 | 139.14 | 139.75 | 139.03 | 136.69 | 138.11 | 138.02 | B                            |
| 141.01      | 141.29 | 141.75 | 141.49 | 138.84      | 140.59 | 141.53 | 143.94 | 144.87 | 146.05 | 145.00 | 144.70 | 144.40 | DK                           |
| 175.91      | 177.39 | 175.58 | 174.27 | 150.80      | 175.87 | 175.52 | 173.62 | 170.23 | 170.23 | 166.77 | 163.63 | 166.81 | D                            |
| -           | -      | -      | -      | -           | -      | -      | -      | -      | -      | -      | -      | -      | GR                           |
| -           | -      | -      | -      | -           | -      | -      | -      | -      | -      | -      | -      | -      | E                            |
| 201.53      | 196.65 | 192.65 | 187.91 | -           | -      | -      | -      | -      | -      | -      | -      | -      | F                            |
| 139.96      | 137.29 | 138.06 | 141.10 | 142.92      | 147.12 | 146.16 | 152.26 | 147.86 | 147.23 | 139.45 | 139.55 | 133.06 | IRL                          |
| 174.44      | 175.73 | 178.46 | 178.67 | 180.40      | 176.05 | 162.28 | 158.42 | 166.36 | 161.38 | 159.09 | 164.71 | 167.31 | I                            |
| 200.81      | 202.21 | 200.94 | 203.49 | 198.72      | 212.01 | 209.79 | 210.71 | 211.83 | 198.53 | 203.82 | 193.01 | 197.84 | L                            |
| 165.71      | 162.99 | 158.00 | 157.47 | 164.69      | 165.66 | -      | -      | -      | -      | -      | -      | -      | NL                           |
| 177.13      | 176.57 | 175.29 | 172.69 | 165.21      | 164.19 | 167.62 | 166.10 | 160.66 | 156.89 | 152.24 | -      | -      | A                            |
| 353.29      | 350.51 | 357.15 | 360.52 | 358.42      | 359.30 | 356.25 | 351.64 | 344.32 | 324.88 | 312.67 | 308.56 | 315.77 | P                            |
| -           | -      | -      | -      | -           | -      | -      | -      | -      | -      | -      | -      | -      | FIN                          |
| -           | -      | -      | -      | -           | -      | -      | -      | -      | -      | -      | -      | -      | S                            |
| 142.87      | 145.04 | 146.53 | 153.05 | 149.53      | 147.52 | 145.43 | 144.87 | 143.66 | 146.20 | 141.19 | 142.47 | 149.75 | UK                           |

**VERKAUFSPREISE  
TIERISCHER ERZEUGNISSE**

**SELLING PRICES  
OF ANIMAL PRODUCTS**

*Landeswahrung / National currency / Monnaie nationale (ohne MwSt / excl. VAT / hors TVA)*

|             | 1994<br>sep                    | oct     | nov     | dec     | 1995<br>jan | feb     | mar     | apr     | mai     | jun     | jul     | aug     | sep     |
|-------------|--------------------------------|---------|---------|---------|-------------|---------|---------|---------|---------|---------|---------|---------|---------|
| <b>4180</b> | <b>Ochsen</b>                  |         |         |         |             |         |         |         |         |         |         |         |         |
|             | Preise je 100 kg Lebendgewicht |         |         |         |             |         |         |         |         |         |         |         |         |
|             | <b>Bullocks</b>                |         |         |         |             |         |         |         |         |         |         |         |         |
|             | Prices per 100 kg live weight  |         |         |         |             |         |         |         |         |         |         |         |         |
| B           | 6825.0                         | 6575.0  | 6410.0  | 6275.0  | 6250.0      | 6250.0  | 6200.0  | 6150.0  | 6150.0  | 6125.0  | 6050.0  | 6050.0  | 6050.0  |
| DK          | 1100.00                        | 1100.00 | 1085.00 | 1085.00 | 1085.00     | 1085.00 | 1085.00 | 1085.00 | 1085.00 | 1083.00 | 1075.00 | 1075.00 | 1073.00 |
| D           | -                              | -       | -       | -       | -           | -       | -       | -       | -       | -       | -       | -       | -       |
| GR          | -                              | -       | -       | -       | -           | -       | -       | -       | -       | -       | -       | -       | -       |
| E           | -                              | -       | -       | -       | -           | -       | -       | -       | -       | -       | -       | -       | -       |
| F           | 1262.24                        | 1231.44 | 1200.08 | 1180.48 | -           | -       | -       | -       | -       | -       | -       | -       | -       |
| IRL         | 116.11                         | 118.47  | 119.27  | 122.59  | 127.81      | 127.75  | 131.29  | 131.99  | 128.91  | 125.42  | 120.72  | 120.20  | 118.14  |
| I           | -                              | -       | -       | -       | -           | -       | -       | -       | -       | -       | -       | -       | -       |
| L           | 7755.0                         | 7768.8  | 7566.4  | 7975.0  | 7480.0      | 7920.0  | 7493.8  | 7892.5  | 7837.5  | 7920.0  | 7590.0  | 8470.0  | 8030.0  |
| NL          | -                              | -       | -       | -       | -           | -       | -       | -       | -       | -       | -       | -       | -       |
| A           | 2489.00                        | 2509.00 | 2473.00 | 2448.00 | 2297.00     | 2333.00 | 2282.00 | 2154.00 | 2112.00 | 2097.00 | 2088.00 | -       | -       |
| P           | -                              | -       | -       | -       | -           | -       | -       | -       | -       | -       | -       | -       | -       |
| FIN         | -                              | -       | -       | -       | -           | -       | -       | -       | -       | -       | -       | -       | -       |
| S           | -                              | -       | -       | -       | -           | -       | -       | -       | -       | -       | -       | -       | -       |
| UK          | 116.33                         | 117.19  | 117.78  | 121.67  | 120.66      | 120.60  | 122.15  | 123.93  | 122.53  | 125.85  | 123.28  | 122.19  | 128.57  |
| <b>4171</b> | <b>Kuhe A (1. Qualitat)</b>  |         |         |         |             |         |         |         |         |         |         |         |         |
|             | Preise je 100 kg Lebendgewicht |         |         |         |             |         |         |         |         |         |         |         |         |
|             | <b>Cows A (1st quality)</b>    |         |         |         |             |         |         |         |         |         |         |         |         |
|             | Prices per 100 kg live weight  |         |         |         |             |         |         |         |         |         |         |         |         |
| B           | 6350.0                         | 6125.0  | 5940.0  | 5500.0  | 5220.0      | 5067.0  | 4900.0  | 4925.0  | 5060.0  | 4875.0  | 4800.0  | 5000.0  | 4975.0  |
| DK          | 970.00                         | 951.00  | 924.00  | 915.00  | -           | -       | -       | -       | -       | -       | -       | -       | -       |
| D           | 292.50                         | 289.80  | 278.50  | 272.20  | 273.90      | 270.50  | 265.90  | 260.70  | 268.10  | 267.30  | 259.20  | 261.90  | 255.90  |
| GR          | -                              | -       | -       | -       | -           | -       | -       | -       | -       | -       | -       | -       | -       |
| E           | 28560                          | 28313   | 28460   | 28665   | 27547       | 27716   | 28215   | 28664   | 28263   | 27622   | 28074   | 28488   | 27414   |
| F           | 1212.84                        | 1184.22 | 1141.02 | 1089.18 | -           | -       | -       | -       | -       | -       | -       | -       | -       |
| IRL         | 98.11                          | 96.09   | 94.38   | 96.82   | 98.80       | 98.58   | 100.37  | 101.75  | 102.02  | 102.38  | 95.54   | 99.20   | 94.64   |
| I           | 473767                         | 473967  | 476367  | 478133  | 476000      | 474667  | 481933  | -       | -       | -       | -       | -       | -       |
| L           | 6309.1                         | 6304.7  | 6294.2  | 6524.1  | 6278.8      | 6167.7  | 6296.4  | 6259.0  | 6230.4  | 6083.6  | 6040.7  | 6008.8  | 6051.7  |
| NL          | 344.00                         | 338.00  | 328.00  | 325.00  | 346.00      | 346.00  | 325.00  | 320.00  | 320.00  | 312.00  | 307.00  | 304.00  | 301.00  |
| A           | 1920.00                        | 1890.00 | 1864.00 | 1824.00 | 1708.00     | 1671.00 | 1643.00 | 1647.00 | 1615.00 | 1596.00 | 1571.00 | -       | -       |
| P           | -                              | -       | -       | -       | -           | -       | -       | -       | -       | -       | -       | -       | -       |
| FIN         | -                              | -       | -       | -       | -           | -       | -       | -       | -       | -       | -       | -       | -       |
| S           | -                              | -       | -       | -       | -           | -       | -       | -       | -       | -       | -       | -       | -       |
| UK          | 94.20                          | 91.50   | 87.00   | 90.30   | 92.10       | 96.90   | 101.90  | 102.60  | 101.20  | 100.60  | 95.70   | 98.40   | 100.60  |
| <b>4172</b> | <b>Kuhe B (2. Qualitat)</b>  |         |         |         |             |         |         |         |         |         |         |         |         |
|             | Preise je 100 kg Lebendgewicht |         |         |         |             |         |         |         |         |         |         |         |         |
|             | <b>Cows B (2nd quality)</b>    |         |         |         |             |         |         |         |         |         |         |         |         |
|             | Prices per 100 kg live weight  |         |         |         |             |         |         |         |         |         |         |         |         |
| B           | 5600.0                         | 5375.0  | 5190.0  | 4750.0  | 4470.0      | 4333.0  | 4200.0  | 4225.0  | 4360.0  | 4275.0  | 4200.0  | 4400.0  | 4400.0  |
| DK          | 998.00                         | 979.00  | 952.00  | 943.00  | 940.00      | 951.00  | 955.00  | 955.00  | 954.00  | 958.00  | 945.00  | 928.00  | 898.00  |
| D           | 267.30                         | 263.50  | 253.60  | 248.40  | 251.20      | 250.30  | 247.80  | 242.80  | 247.70  | 247.80  | 238.10  | 240.00  | 233.80  |
| GR          | 36915                          | 37088   | 37207   | 38061   | 37849       | 37667   | 37859   | 37976   | 37655   | 37521   | 37319   | 37421   | 37063   |
| E           | 20824                          | 20609   | 21028   | 19952   | 20025       | 20961   | 19731   | 19281   | 19063   | 18238   | 19051   | 18537   | 18097   |
| F           | 993.72                         | 956.80  | 908.96  | 890.24  | -           | -       | -       | -       | -       | -       | -       | -       | -       |
| IRL         | 84.12                          | 79.24   | 75.17   | 76.16   | 78.69       | 83.32   | 82.81   | 87.98   | 86.38   | 86.43   | 83.15   | 82.00   | 79.06   |
| I           | 225250                         | 228125  | 233750  | 228750  | 230650      | 230315  | 234500  | 248750  | 245500  | 241250  | 232500  | 229375  | 225250  |
| L           | 5739.9                         | 5591.0  | 5640.8  | 5648.7  | 5538.0      | 5651.4  | 5607.4  | 5580.9  | 5668.4  | 5577.7  | 5499.8  | 5339.8  | 5414.0  |
| NL          | -                              | -       | -       | -       | -           | -       | 276.00  | 276.00  | 276.00  | 271.00  | 258.00  | 256.00  | 250.00  |
| A           | 1685.00                        | 1674.00 | 1632.00 | 1612.00 | 1490.00     | 1470.00 | 1433.00 | 1449.00 | 1428.00 | 1416.00 | 1393.00 | -       | -       |
| P           | -                              | -       | -       | -       | -           | -       | -       | -       | -       | -       | -       | -       | -       |
| FIN         | -                              | -       | -       | -       | -           | -       | -       | -       | -       | -       | -       | -       | -       |
| S           | -                              | -       | -       | -       | -           | -       | -       | -       | -       | -       | -       | -       | -       |
| UK          | 81.20                          | 79.00   | 73.90   | 76.10   | 79.10       | 85.00   | 91.50   | 91.80   | 91.00   | 89.70   | 84.70   | 85.80   | 87.30   |



## PRIX DE VENTE DES PRODUITS ANIMAUX

*ECU (ohne MwSt / excl. VAT / hors TVA)*

| 1994<br>sep | oct    | nov    | dec    | 1995<br>jan | feb    | mar    | apr    | mai    | jun    | jul    | aug    | sep    |                                |
|-------------|--------|--------|--------|-------------|--------|--------|--------|--------|--------|--------|--------|--------|--------------------------------|
|             |        |        |        |             |        |        |        |        |        |        |        |        | <b>Boeufs</b>                  |
|             |        |        |        |             |        |        |        |        |        |        |        |        | Prix par 100 kg de poids vif   |
| 173.04      | 166.71 | 162.75 | 159.69 | 159.59      | 160.61 | 162.12 | 161.45 | 160.64 | 159.92 | 157.52 | 156.18 | 156.08 | B                              |
| 145.64      | 146.63 | 144.82 | 144.83 | 144.85      | 145.42 | 146.25 | 148.74 | 148.99 | 148.80 | 147.75 | 147.16 | 146.86 | DK                             |
| -           | -      | -      | -      | -           | -      | -      | -      | -      | -      | -      | -      | -      | D                              |
| -           | -      | -      | -      | -           | -      | -      | -      | -      | -      | -      | -      | -      | GR                             |
| -           | -      | -      | -      | -           | -      | -      | -      | -      | -      | -      | -      | -      | E                              |
| 192.56      | 187.69 | 182.59 | 179.32 | -           | -      | -      | -      | -      | -      | -      | -      | -      | F                              |
| 145.13      | 149.14 | 150.11 | 154.77 | 160.37      | 158.67 | 159.34 | 160.31 | 158.06 | 153.65 | 147.25 | 147.91 | 145.76 | IRL                            |
| -           | -      | -      | -      | -           | -      | -      | -      | -      | -      | -      | -      | -      | I                              |
| 196.62      | 196.98 | 192.11 | 202.96 | 191.00      | 203.53 | 195.95 | 207.20 | 204.72 | 206.79 | 197.62 | 218.66 | 207.17 | L                              |
| -           | -      | -      | -      | -           | -      | -      | -      | -      | -      | -      | -      | -      | NL                             |
| 184.55      | 185.99 | 183.53 | 181.98 | 171.72      | 175.39 | 174.99 | 165.25 | 161.42 | 159.94 | 158.94 | -      | -      | A                              |
| -           | -      | -      | -      | -           | -      | -      | -      | -      | -      | -      | -      | -      | P                              |
| -           | -      | -      | -      | -           | -      | -      | -      | -      | -      | -      | -      | -      | FIN                            |
| -           | -      | -      | -      | -           | -      | -      | -      | -      | -      | -      | -      | -      | S                              |
| 147.21      | 149.27 | 150.52 | 156.01 | 153.06      | 150.60 | 148.42 | 148.61 | 147.22 | 150.76 | 146.21 | 146.92 | 155.37 | UK                             |
|             |        |        |        |             |        |        |        |        |        |        |        |        | <b>Vaches A (1ère qualité)</b> |
|             |        |        |        |             |        |        |        |        |        |        |        |        | Prix par 100 kg de poids vif   |
| 161.00      | 155.30 | 150.82 | 139.97 | 133.29      | 130.21 | 128.13 | 129.29 | 132.17 | 127.29 | 124.98 | 129.08 | 128.35 | B                              |
| 128.43      | 126.77 | 123.33 | 122.14 | -           | -      | -      | -      | -      | -      | -      | -      | -      | DK                             |
| 152.63      | 151.20 | 145.49 | 142.41 | 144.06      | 143.12 | 143.51 | 140.74 | 144.11 | 143.36 | 138.77 | 139.01 | 135.81 | D                              |
| -           | -      | -      | -      | -           | -      | -      | -      | -      | -      | -      | -      | -      | GR                             |
| 179.57      | 177.74 | 178.45 | 178.25 | 167.44      | 168.76 | 166.69 | 171.98 | 173.62 | 170.60 | 174.36 | 177.23 | 169.47 | E                              |
| 185.03      | 180.49 | 173.61 | 165.45 | -           | -      | -      | -      | -      | -      | -      | -      | -      | F                              |
| 122.63      | 120.96 | 118.79 | 122.24 | 123.97      | 122.44 | 121.81 | 123.58 | 125.09 | 125.42 | 116.54 | 122.07 | 116.76 | IRL                            |
| 244.68      | 242.73 | 242.03 | 240.82 | 238.12      | 232.94 | 216.47 | -      | -      | -      | -      | -      | -      | I                              |
| 159.96      | 159.85 | 159.81 | 166.03 | 160.33      | 158.50 | 164.64 | 164.32 | 162.74 | 158.84 | 157.28 | 155.12 | 156.13 | L                              |
| 160.12      | 157.40 | 152.87 | 151.86 | 162.34      | 163.30 | 156.44 | 154.28 | 153.85 | 149.51 | 146.72 | 144.07 | 142.61 | NL                             |
| 142.36      | 140.10 | 138.33 | 135.59 | 127.68      | 125.62 | 125.99 | 126.36 | 123.44 | 121.73 | 119.59 | -      | -      | A                              |
| -           | -      | -      | -      | -           | -      | -      | -      | -      | -      | -      | -      | -      | P                              |
| -           | -      | -      | -      | -           | -      | -      | -      | -      | -      | -      | -      | -      | FIN                            |
| -           | -      | -      | -      | -           | -      | -      | -      | -      | -      | -      | -      | -      | S                              |
| 119.21      | 116.55 | 111.18 | 115.79 | 116.83      | 121.00 | 123.81 | 123.04 | 121.59 | 120.51 | 113.50 | 118.32 | 121.57 | UK                             |
|             |        |        |        |             |        |        |        |        |        |        |        |        | <b>Vaches B (2ème qualité)</b> |
|             |        |        |        |             |        |        |        |        |        |        |        |        | Prix par 100 kg de poids vif   |
| 141.98      | 136.28 | 131.77 | 120.88 | 114.14      | 111.35 | 109.83 | 110.92 | 113.89 | 111.62 | 109.35 | 113.59 | 113.52 | B                              |
| 132.14      | 130.50 | 127.06 | 125.88 | 125.49      | 127.46 | 128.72 | 130.92 | 131.00 | 131.62 | 129.88 | 127.04 | 122.91 | DK                             |
| 139.48      | 137.47 | 132.48 | 129.96 | 132.13      | 132.43 | 133.75 | 131.08 | 133.14 | 132.90 | 127.47 | 127.38 | 124.08 | D                              |
| 126.53      | 126.26 | 126.17 | 128.90 | 128.00      | 126.82 | 125.60 | 125.82 | 124.89 | 124.56 | 123.12 | 123.64 | 121.92 | GR                             |
| 130.93      | 129.38 | 131.85 | 124.07 | 121.72      | 127.63 | 116.57 | 115.69 | 117.10 | 112.64 | 118.32 | 115.32 | 111.88 | E                              |
| 151.60      | 145.83 | 138.30 | 135.23 | -           | -      | -      | -      | -      | -      | -      | -      | -      | F                              |
| 105.14      | 99.75  | 94.61  | 96.15  | 98.74       | 103.49 | 100.50 | 106.86 | 105.91 | 105.88 | 101.43 | 100.90 | 97.54  | IRL                            |
| 116.33      | 116.83 | 118.76 | 115.21 | 115.38      | 113.02 | 105.33 | 108.33 | 112.47 | 110.52 | 107.40 | 109.51 | 108.21 | I                              |
| 145.53      | 141.76 | 143.22 | 143.76 | 141.41      | 145.23 | 146.63 | 146.51 | 148.06 | 145.63 | 143.20 | 137.85 | 139.67 | L                              |
| -           | -      | -      | -      | -           | -      | 132.85 | 133.07 | 132.52 | 129.87 | 123.30 | 121.32 | 118.44 | NL                             |
| 124.94      | 124.09 | 121.11 | 119.83 | 111.39      | 110.51 | 109.88 | 111.17 | 109.15 | 108.00 | 106.04 | -      | -      | A                              |
| -           | -      | -      | -      | -           | -      | -      | -      | -      | -      | -      | -      | -      | P                              |
| -           | -      | -      | -      | -           | -      | -      | -      | -      | -      | -      | -      | -      | FIN                            |
| -           | -      | -      | -      | -           | -      | -      | -      | -      | -      | -      | -      | -      | S                              |
| 102.75      | 100.63 | 94.44  | 97.58  | 100.34      | 106.14 | 111.18 | 110.08 | 109.34 | 107.46 | 100.45 | 103.17 | 105.50 | UK                             |

**VERKAUFSPREISE  
TIERISCHER ERZEUGNISSE**

**SELLING PRICES  
OF ANIMAL PRODUCTS**

*Landeswahrung / National currency / Monnaie nationale (ohne MwSt / excl. VAT / hors TVA)*

|             | 1994<br>sep                            | oct     | nov     | dec     | 1995<br>jan | feb     | mar     | apr     | mai     | jun     | jul     | aug     | sep                              |  |
|-------------|--|---------|---------|---------|-------------|---------|---------|---------|---------|---------|---------|---------|----------------------------------|--|
| <b>4173</b> | <b>Kuhe C (3. Qualitat)</b>          |         |         |         |             |         |         |         |         |         |         |         | <b>Cows C (3rd quality)</b>      |  |
|             | Preise je 100 kg Lebendgewicht         |         |         |         |             |         |         |         |         |         |         |         | Prices per 100 kg live weight    |  |
| B           | 4100.0                                 | 4025.0  | 3910.0  | 3825.0  | 3590.0      | 3550.0  | 3550.0  | 3525.0  | 3550.0  | 3450.0  | 3450.0  | 3650.0  | 3650.0                           |  |
| DK          | 610.00                                 | 591.00  | 564.00  | 555.00  | 558.00      | 576.00  | 580.00  | 580.00  | 576.00  | 578.00  | 565.00  | 544.00  | 513.00                           |  |
| D           | 225.90                                 | 222.60  | 213.80  | 209.10  | 216.00      | 220.30  | 220.10  | 212.90  | 218.10  | 215.80  | 203.30  | 200.40  | 194.40                           |  |
| GR          | -                                      | -       | -       | -       | -           | -       | -       | -       | -       | -       | -       | -       | -                                |  |
| E           | -                                      | -       | -       | -       | -           | -       | -       | -       | -       | -       | -       | -       | -                                |  |
| F           | 830.88                                 | 801.60  | 758.88  | 746.40  | -           | -       | -       | -       | -       | -       | -       | -       | -                                |  |
| IRL         | 61.20                                  | 53.41   | 53.99   | 52.28   | 54.58       | 59.74   | 62.36   | 61.16   | 62.28   | 61.10   | 61.16   | 59.63   | 56.70                            |  |
| I           | 176500                                 | 172500  | 175000  | 168125  | 174400      | 181250  | 194500  | 211250  | 204500  | 196250  | 173750  | 164375  | 160000                           |  |
| L           | 3871.5                                 | 4362.5  | 3743.0  | 4050.0  | 4466.5      | 3800.0  | 3550.0  | 3050.0  | 3862.5  | 4050.0  | 3800.0  | 3425.0  | 4300.0                           |  |
| NL          | -                                      | -       | -       | -       | -           | -       | 244.00  | 239.00  | 236.00  | 232.00  | 220.00  | 218.00  | 212.00                           |  |
| A           | -                                      | -       | -       | -       | -           | -       | -       | -       | -       | -       | -       | -       | -                                |  |
| P           | 39901                                  | 39709   | 40120   | 40760   | 40760       | 40794   | 40143   | 39646   | 38428   | 34932   | 33051   | 30654   | 30603                            |  |
| FIN         | -                                      | -       | -       | -       | -           | -       | -       | -       | -       | -       | -       | -       | -                                |  |
| S           | -                                      | -       | -       | -       | -           | -       | -       | -       | -       | -       | -       | -       | -                                |  |
| UK          | 63.10                                  | 63.60   | 59.30   | 61.20   | 66.10       | 71.30   | 77.20   | 77.70   | 76.30   | 74.90   | 69.60   | 68.30   | 68.50                            |  |
| <b>4210</b> | <b>Kalber (Schlachtkorper)</b>       |         |         |         |             |         |         |         |         |         |         |         | <b>Calves (carcasses)</b>        |  |
|             | Preise je 100 kg Schlachtkorperschaft |         |         |         |             |         |         |         |         |         |         |         | Prices per 100 kg carcass weight |  |
| B           | 21088.0                                | 20900.0 | 20588.0 | 20630.0 | 20913.0     | 21063.0 | 20500.0 | 20538.0 | 19480.0 | 18325.0 | 18417.0 | 19020.0 | 19313.0                          |  |
| DK          | -                                      | -       | -       | -       | -           | -       | -       | -       | -       | -       | -       | -       | -                                |  |
| D           | -                                      | -       | -       | -       | -           | -       | -       | -       | -       | -       | -       | -       | -                                |  |
| GR          | -                                      | -       | -       | -       | -           | -       | -       | -       | -       | -       | -       | -       | -                                |  |
| E           | -                                      | -       | -       | -       | -           | -       | -       | -       | -       | -       | -       | -       | -                                |  |
| F           | 2900.00                                | 2775.00 | 2800.00 | 3000.00 | -           | -       | -       | -       | -       | -       | -       | -       | -                                |  |
| IRL         | -                                      | -       | -       | -       | -           | -       | -       | -       | -       | -       | -       | -       | -                                |  |
| I           | 906083                                 | 889417  | 889417  | 902750  | 917750      | 911083  | 916083  | 952430  | 979100  | 992430  | 982430  | 1001020 | 1091600                          |  |
| L           | 24000.0                                | 24000.0 | 24000.0 | 24000.0 | 24000.0     | 24000.0 | 24000.0 | 24000.0 | 24000.0 | 24000.0 | 24000.0 | 24000.0 | 24000.0                          |  |
| NL          | -                                      | -       | -       | -       | -           | -       | -       | -       | -       | -       | -       | -       | -                                |  |
| A           | 7147.00                                | 7275.00 | 7270.00 | 7222.00 | 6180.00     | 6347.00 | 6505.00 | 6473.00 | 6578.00 | 6434.00 | 6603.00 | -       | -                                |  |
| P           | 78645                                  | 79743   | 80797   | 80797   | 80797       | 80797   | 80797   | 80095   | 79743   | 77953   | 75743   | 73500   | 73500                            |  |
| FIN         | -                                      | -       | -       | -       | -           | -       | -       | -       | -       | -       | -       | -       | -                                |  |
| S           | -                                      | -       | -       | -       | -           | -       | -       | -       | -       | -       | -       | -       | -                                |  |
| UK          | -                                      | -       | -       | -       | -           | -       | -       | -       | -       | -       | -       | -       | -                                |  |
| <b>4232</b> | <b>Kalber (einige Tage alt)</b>       |         |         |         |             |         |         |         |         |         |         |         | <b>Calves (of a few days)</b>    |  |
|             | Preise je Stuck                       |         |         |         |             |         |         |         |         |         |         |         | Prices per head                  |  |
| B           | 7484.0                                 | 7442.0  | 7422.0  | 7266.0  | 7325.0      | 7491.0  | 7630.0  | 7400.0  | 7288.0  | 7030.0  | 6717.0  | 6375.0  | 6213.0                           |  |
| DK          | -                                      | -       | -       | -       | -           | -       | -       | -       | -       | -       | -       | -       | -                                |  |
| D           | 304.70                                 | 301.45  | 305.90  | 307.90  | 294.80      | 327.90  | 312.10  | 312.30  | 328.60  | 330.60  | 274.60  | 242.00  | 221.43                           |  |
| GR          | -                                      | -       | -       | -       | -           | -       | -       | -       | -       | -       | -       | -       | -                                |  |
| E           | 45269                                  | 47453   | 47384   | 46486   | 39738       | 38498   | 37333   | 37685   | 37663   | 37176   | 34534   | 34493   | 33312                            |  |
| F           | 1085.00                                | 1061.00 | 1069.00 | 1085.00 | -           | -       | -       | -       | -       | -       | -       | -       | -                                |  |
| IRL         | -                                      | -       | -       | -       | -           | -       | -       | -       | -       | -       | -       | -       | -                                |  |
| I           | 502500                                 | 502500  | 502500  | 502500  | 502500      | 502500  | 521250  | 527500  | 577500  | 615000  | 590000  | 540000  | 465000                           |  |
| L           | 9051.0                                 | 9408.0  | 10227.0 | 9324.0  | 10165.0     | 10012.0 | 10669.0 | 10757.0 | 10406.0 | 10472.0 | 10559.0 | 10866.0 | 10603.0                          |  |
| NL          | -                                      | -       | -       | -       | -           | -       | -       | -       | -       | -       | -       | -       | -                                |  |
| A           | -                                      | -       | -       | -       | -           | -       | -       | -       | -       | -       | -       | -       | -                                |  |
| P           | 37000                                  | 37000   | 37000   | 38000   | 38000       | 39000   | 39000   | 39000   | 36000   | 34000   | 34000   | 34000   | 34000                            |  |
| FIN         | -                                      | -       | -       | -       | -           | -       | -       | -       | -       | -       | -       | -       | -                                |  |
| S           | -                                      | -       | -       | -       | -           | -       | -       | -       | -       | 2263.00 | 2254.00 | 2271.00 | 2320.00                          |  |
| UK          | -                                      | -       | -       | -       | -           | -       | -       | -       | -       | -       | -       | -       | -                                |  |

# PRIX DE VENTE DES PRODUITS ANIMAUX

*ECU (ohne MwSt / excl. VAT / hors TVA)*

| 1994<br>sep | oct    | nov    | dec    | 1995<br>jan | feb    | mar    | apr    | mai    | jun    | jul    | aug    | sep    |                                   |
|-------------|--------|--------|--------|-------------|--------|--------|--------|--------|--------|--------|--------|--------|-----------------------------------|
|             |        |        |        |             |        |        |        |        |        |        |        |        | <b>Vaches C (3ème qualité)</b>    |
|             |        |        |        |             |        |        |        |        |        |        |        |        | Prix par 100 kg de poids vif      |
| 103.95      | 102.05 | 99.28  | 97.34  | 91.67       | 91.23  | 92.83  | 92.54  | 92.73  | 90.08  | 89.83  | 94.23  | 94.17  | B                                 |
| 80.77       | 78.78  | 75.28  | 74.08  | 74.50       | 77.20  | 78.18  | 79.51  | 79.09  | 79.41  | 77.66  | 74.47  | 70.21  | DK                                |
| 117.88      | 116.14 | 111.69 | 109.40 | 113.61      | 116.56 | 118.79 | 114.94 | 117.23 | 115.74 | 108.84 | 106.36 | 103.17 | D                                 |
| -           | -      | -      | -      | -           | -      | -      | -      | -      | -      | -      | -      | -      | GR                                |
| -           | -      | -      | -      | -           | -      | -      | -      | -      | -      | -      | -      | -      | E                                 |
| 126.76      | 122.18 | 115.46 | 113.38 | -           | -      | -      | -      | -      | -      | -      | -      | -      | F                                 |
| 76.49       | 67.24  | 67.95  | 66.00  | 68.48       | 74.20  | 75.68  | 74.28  | 76.36  | 74.85  | 74.60  | 73.38  | 69.95  | IRL                               |
| 91.16       | 88.34  | 88.91  | 84.68  | 87.24       | 88.95  | 87.36  | 92.00  | 93.69  | 89.91  | 80.26  | 78.48  | 76.87  | I                                 |
| 98.16       | 110.61 | 95.03  | 103.07 | 114.05      | 97.65  | 92.83  | 80.07  | 100.89 | 105.74 | 98.94  | 88.42  | 110.94 | L                                 |
| -           | -      | -      | -      | -           | -      | 117.45 | 115.23 | 113.32 | 111.18 | 105.14 | 103.31 | 100.44 | NL                                |
| -           | -      | -      | -      | -           | -      | -      | -      | -      | -      | -      | -      | -      | A                                 |
| 204.28      | 202.74 | 205.29 | 207.96 | 207.83      | 208.69 | 205.89 | 202.53 | 196.12 | 177.83 | 168.39 | 156.95 | 155.86 | P                                 |
| -           | -      | -      | -      | -           | -      | -      | -      | -      | -      | -      | -      | -      | FIN                               |
| -           | -      | -      | -      | -           | -      | -      | -      | -      | -      | -      | -      | -      | S                                 |
| 79.85       | 81.01  | 75.78  | 78.47  | 83.85       | 89.03  | 93.80  | 93.18  | 91.67  | 89.73  | 82.54  | 82.12  | 82.78  | UK                                |
|             |        |        |        |             |        |        |        |        |        |        |        |        | <b>Veaux (carcasses)</b>          |
|             |        |        |        |             |        |        |        |        |        |        |        |        | Prix par 100 kg de poids carcasse |
| 534.67      | 529.92 | 522.73 | 525.01 | 534.00      | 541.27 | 536.06 | 539.18 | 508.83 | 478.46 | 479.51 | 491.01 | 498.25 | B                                 |
| -           | -      | -      | -      | -           | -      | -      | -      | -      | -      | -      | -      | -      | DK                                |
| -           | -      | -      | -      | -           | -      | -      | -      | -      | -      | -      | -      | -      | D                                 |
| -           | -      | -      | -      | -           | -      | -      | -      | -      | -      | -      | -      | -      | GR                                |
| -           | -      | -      | -      | -           | -      | -      | -      | -      | -      | -      | -      | -      | E                                 |
| 442.42      | 422.95 | 426.02 | 455.72 | -           | -      | -      | -      | -      | -      | -      | -      | -      | F                                 |
| -           | -      | -      | -      | -           | -      | -      | -      | -      | -      | -      | -      | -      | IRL                               |
| 467.96      | 455.50 | 451.88 | 454.68 | 459.10      | 447.10 | 411.47 | 414.79 | 448.56 | 454.66 | 453.84 | 477.91 | 524.42 | I                                 |
| 608.50      | 608.52 | 609.36 | 610.78 | 612.83      | 616.75 | 627.58 | 630.07 | 626.89 | 626.64 | 624.88 | 619.57 | 619.17 | L                                 |
| -           | -      | -      | -      | -           | -      | -      | -      | -      | -      | -      | -      | -      | NL                                |
| 529.92      | 539.28 | 539.52 | 536.87 | 461.99      | 477.15 | 498.81 | 496.61 | 502.77 | 490.72 | 502.63 | -      | -      | A                                 |
| 402.64      | 407.13 | 413.43 | 412.24 | 411.97      | 413.33 | 414.41 | 409.16 | 406.97 | 396.83 | 385.90 | 376.32 | 374.34 | P                                 |
| -           | -      | -      | -      | -           | -      | -      | -      | -      | -      | -      | -      | -      | FIN                               |
| -           | -      | -      | -      | -           | -      | -      | -      | -      | -      | -      | -      | -      | S                                 |
| -           | -      | -      | -      | -           | -      | -      | -      | -      | -      | -      | -      | -      | UK                                |
|             |        |        |        |             |        |        |        |        |        |        |        |        | <b>Veaux (de quelques jours)</b>  |
|             |        |        |        |             |        |        |        |        |        |        |        |        | Prix par tête                     |
| 189.75      | 188.69 | 188.45 | 184.91 | 187.04      | 192.50 | 199.52 | 194.27 | 190.37 | 183.55 | 174.89 | 164.57 | 160.29 | B                                 |
| -           | -      | -      | -      | -           | -      | -      | -      | -      | -      | -      | -      | -      | DK                                |
| 159.00      | 157.27 | 159.80 | 161.09 | 155.06      | 173.49 | 168.45 | 168.60 | 176.63 | 177.31 | 147.02 | 128.44 | 117.52 | D                                 |
| -           | -      | -      | -      | -           | -      | -      | -      | -      | -      | -      | -      | -      | GR                                |
| 284.62      | 297.90 | 297.10 | 289.07 | 241.54      | 234.41 | 220.55 | 226.11 | 231.36 | 229.61 | 214.48 | 214.59 | 205.94 | E                                 |
| 165.52      | 161.71 | 162.65 | 164.82 | -           | -      | -      | -      | -      | -      | -      | -      | -      | F                                 |
| -           | -      | -      | -      | -           | -      | -      | -      | -      | -      | -      | -      | -      | IRL                               |
| 259.52      | 257.35 | 255.30 | 253.09 | 251.37      | 246.59 | 234.13 | 229.73 | 264.57 | 281.75 | 272.55 | 257.81 | 223.39 | I                                 |
| 229.48      | 238.54 | 259.66 | 237.29 | 259.56      | 257.29 | 278.98 | 282.40 | 271.81 | 273.42 | 274.92 | 280.51 | 273.55 | L                                 |
| -           | -      | -      | -      | -           | -      | -      | -      | -      | -      | -      | -      | -      | NL                                |
| -           | -      | -      | -      | -           | -      | -      | -      | -      | -      | -      | -      | -      | A                                 |
| 189.43      | 188.91 | 189.32 | 193.88 | 193.75      | 199.51 | 200.03 | 199.23 | 183.73 | 173.08 | 173.23 | 174.08 | 173.16 | P                                 |
| -           | -      | -      | -      | -           | -      | -      | -      | -      | -      | -      | -      | -      | FIN                               |
| -           | -      | -      | -      | -           | -      | -      | -      | -      | 234.18 | 233.52 | 240.82 | 252.16 | S                                 |
| -           | -      | -      | -      | -           | -      | -      | -      | -      | -      | -      | -      | -      | UK                                |

**VERKAUFSPREISE  
TIERISCHER ERZEUGNISSE**

**SELLING PRICES  
OF ANIMAL PRODUCTS**

*Landeswährung / National currency / Monnaie nationale (ohne MwSt / excl. VAT / hors TVA)*

|             | 1994<br>sep                       | oct      | nov      | dec      | 1995<br>jan | feb      | mar      | apr      | mai      | jun      | jul      | aug     | sep                            |
|-------------|-----------------------------------|----------|----------|----------|-------------|----------|----------|----------|----------|----------|----------|---------|--------------------------------|
| <b>4233</b> | <b>Kälber (einige Wochen alt)</b> |          |          |          |             |          |          |          |          |          |          |         | <b>Calves (of a few weeks)</b> |
|             | <b>Preise je Stück</b>            |          |          |          |             |          |          |          |          |          |          |         | <b>Prices per head</b>         |
| B           | -                                 | -        | -        | -        | -           | -        | -        | -        | -        | -        | -        | -       | -                              |
| DK          | -                                 | -        | -        | -        | -           | -        | -        | -        | -        | -        | -        | -       | -                              |
| D           | -                                 | -        | -        | -        | -           | -        | -        | -        | -        | -        | -        | -       | -                              |
| GR          | -                                 | -        | -        | -        | -           | -        | -        | -        | -        | -        | -        | -       | -                              |
| E           | 42000                             | 43000    | 44000    | 44000    | 42250       | 44750    | 43900    | 42125    | 42625    | 43700    | 43583    | 42875   | 44000                          |
| F           | 2138.00                           | 2155.00  | 2166.00  | 2199.00  | -           | -        | -        | -        | -        | -        | -        | -       | -                              |
| IRL         | -                                 | -        | -        | -        | -           | -        | -        | -        | -        | -        | -        | -       | -                              |
| I           | -                                 | -        | -        | -        | -           | -        | -        | -        | -        | -        | -        | -       | -                              |
| L           | -                                 | -        | -        | -        | -           | -        | -        | -        | -        | -        | -        | -       | -                              |
| NL          | -                                 | -        | -        | -        | -           | -        | -        | -        | -        | -        | -        | -       | -                              |
| A           | -                                 | -        | -        | -        | -           | -        | -        | -        | -        | -        | -        | -       | -                              |
| P           | 92000                             | 93000    | 93000    | 93000    | 93000       | 95000    | 94000    | 94000    | 87000    | 82000    | 82000    | 81000   | 82000                          |
| FIN         | -                                 | -        | -        | -        | -           | -        | -        | -        | -        | -        | -        | -       | -                              |
| S           | -                                 | -        | -        | -        | -           | -        | -        | -        | -        | -        | -        | -       | -                              |
| UK          | 140.87                            | 127.95   | 128.22   | 123.80   | 135.09      | 155.72   | 148.99   | 164.86   | 186.58   | 184.84   | 151.25   | 146.97  | 149.29                         |
| <b>4234</b> | <b>Jungrinder zur Aufzucht</b>    |          |          |          |             |          |          |          |          |          |          |         | <b>Young cattle (store)</b>    |
|             | <b>Preise je Stück</b>            |          |          |          |             |          |          |          |          |          |          |         | <b>Prices per head</b>         |
| B           | -                                 | -        | -        | -        | -           | -        | -        | -        | -        | -        | -        | -       | -                              |
| DK          | -                                 | -        | -        | -        | -           | -        | -        | -        | -        | -        | -        | -       | -                              |
| D           | 1163.00                           | 1113.00  | 1113.00  | 1113.00  | 1113.00     | 1113.00  | 1113.00  | 1088.00  | 1063.00  | 1038.00  | 1025.00  | 80.00   | 1013.00                        |
| GR          | -                                 | -        | -        | -        | -           | -        | -        | -        | -        | -        | -        | -       | -                              |
| E           | 48000                             | 49875    | 48875    | 50833    | 53083       | 53583    | 55467    | 54750    | 53917    | 51400    | 52778    | 52333   | 51833                          |
| F           | -                                 | -        | -        | -        | -           | -        | -        | -        | -        | -        | -        | -       | -                              |
| IRL         | 467.22                            | 476.62   | 477.94   | 472.21   | 511.64      | 520.79   | 527.92   | 533.96   | 520.79   | 503.24   | 488.42   | 475.48  | 464.09                         |
| I           | 1325000                           | 1325000  | 1325000  | 1325000  | 1325000     | 1325000  | 1355000  | 1375000  | 1462500  | 1462500  | 1462500  | 1462500 | 1462500                        |
| L           | -                                 | -        | -        | -        | -           | -        | -        | -        | -        | -        | -        | -       | -                              |
| NL          | -                                 | -        | -        | -        | -           | -        | -        | -        | -        | -        | -        | -       | -                              |
| A           | 5457.00                           | 5424.00  | 5231.00  | 5179.00  | 5075.00     | 5339.00  | 5336.00  | 5156.00  | 4969.00  | 5017.00  | 4898.00  | -       | -                              |
| P           | 123000                            | 125000   | 124000   | 125000   | 124000      | 124000   | 124000   | 122000   | 118000   | 111000   | 107000   | 109000  | 111000                         |
| FIN         | -                                 | -        | -        | -        | -           | -        | -        | -        | -        | -        | -        | -       | -                              |
| S           | -                                 | -        | -        | -        | -           | -        | -        | -        | -        | -        | -        | -       | -                              |
| UK          | 419.58                            | 412.85   | 417.79   | 424.68   | 428.59      | 442.86   | 440.97   | 443.80   | 446.01   | 401.36   | 429.64   | 424.37  | 418.68                         |
| <b>4235</b> | <b>Färsen zur Aufzucht</b>        |          |          |          |             |          |          |          |          |          |          |         | <b>Heifers (store)</b>         |
|             | <b>Preise je Stück</b>            |          |          |          |             |          |          |          |          |          |          |         | <b>Prices per head</b>         |
| B           | 43317.0                           | 45667.0  | 45479.0  | 45208.0  | 46125.0     | 45917.0  | 45150.0  | 45083.0  | 45250.0  | 45167.0  | 46431.0  | 44778.0 | 44792.0                        |
| DK          | 8200.00                           | 8200.00  | 8280.00  | 8400.00  | 8000.00     | 8075.00  | 8080.00  | 8000.00  | 7880.00  | 7875.00  | 7800.00  | 7640.00 | 7600.00                        |
| D           | 2000.00                           | 2025.00  | 2075.00  | 2025.00  | 2025.00     | 2013.00  | 2000.00  | 2013.00  | 2000.00  | 2000.00  | 1988.00  | 1913.00 | 1875.00                        |
| GR          | -                                 | -        | -        | -        | -           | -        | -        | -        | -        | -        | -        | -       | -                              |
| E           | 193500                            | 196125   | 204250   | 203333   | 210000      | 205500   | 205900   | 206333   | 191500   | 192000   | 192250   | 194000  | 204250                         |
| F           | -                                 | -        | -        | -        | -           | -        | -        | -        | -        | -        | -        | -       | -                              |
| IRL         | -                                 | -        | -        | -        | -           | -        | -        | -        | -        | -        | -        | -       | -                              |
| I           | 2287500                           | 2287500  | 2475000  | 2475000  | 2475000     | 2475000  | 2850000  | 2850000  | 2850000  | 3125000  | 3125000  | 3125000 | 3325000                        |
| L           | -                                 | -        | -        | -        | -           | -        | -        | -        | -        | -        | -        | -       | -                              |
| NL          | -                                 | -        | -        | -        | -           | -        | -        | -        | -        | -        | -        | -       | -                              |
| A           | 16130.00                          | 16119.00 | 16067.00 | 15724.00 | 15804.00    | 16273.00 | 15711.00 | 15238.00 | 15269.00 | 15261.00 | 15541.00 | -       | -                              |
| P           | 112000                            | 113000   | 114000   | 115000   | 117000      | 118000   | 117000   | 114000   | 111000   | 101000   | 103000   | 104000  | 106000                         |
| FIN         | -                                 | -        | -        | -        | -           | -        | -        | -        | -        | -        | -        | -       | -                              |
| S           | -                                 | -        | -        | -        | -           | -        | -        | -        | -        | -        | -        | -       | -                              |
| UK          | 720.71                            | 659.04   | 655.93   | 593.33   | 612.10      | 740.24   | 798.34   | 783.56   | 742.47   | 734.26   | 722.63   | 710.58  | 777.70                         |

# PRIX DE VENTE DES PRODUITS ANIMAUX

*ECU (ohne MwSt / excl. VAT / hors TVA)*

| 1994<br>sep | oct     | nov     | dec     | 1995<br>jan | feb     | mar     | apr     | mai     | jun     | jul     | aug     | sep     |                                     |
|-------------|---------|---------|---------|-------------|---------|---------|---------|---------|---------|---------|---------|---------|-------------------------------------|
|             |         |         |         |             |         |         |         |         |         |         |         |         | <b>Veaux (de quelques semaines)</b> |
|             |         |         |         |             |         |         |         |         |         |         |         |         | Prix par tête                       |
| -           | -       | -       | -       | -           | -       | -       | -       | -       | -       | -       | -       | -       | B                                   |
| -           | -       | -       | -       | -           | -       | -       | -       | -       | -       | -       | -       | -       | DK                                  |
| -           | -       | -       | -       | -           | -       | -       | -       | -       | -       | -       | -       | -       | D                                   |
| -           | -       | -       | -       | -           | -       | -       | -       | -       | -       | -       | -       | -       | GR                                  |
| 264.07      | 269.94  | 275.89  | 273.61  | 256.81      | 272.48  | 259.35  | 252.75  | 261.84  | 269.91  | 270.68  | 266.74  | 272.01  | E                                   |
| 326.17      | 328.45  | 329.56  | 334.04  | -           | -       | -       | -       | -       | -       | -       | -       | -       | F                                   |
| -           | -       | -       | -       | -           | -       | -       | -       | -       | -       | -       | -       | -       | IRL                                 |
| -           | -       | -       | -       | -           | -       | -       | -       | -       | -       | -       | -       | -       | I                                   |
| -           | -       | -       | -       | -           | -       | -       | -       | -       | -       | -       | -       | -       | L                                   |
| -           | -       | -       | -       | -           | -       | -       | -       | -       | -       | -       | -       | -       | NL                                  |
| -           | -       | -       | -       | -           | -       | -       | -       | -       | -       | -       | -       | -       | A                                   |
| 471.01      | 474.82  | 475.87  | 474.50  | 474.19      | 485.99  | 482.13  | 480.19  | 444.00  | 417.43  | 417.78  | 414.72  | 417.63  | P                                   |
| -           | -       | -       | -       | -           | -       | -       | -       | -       | -       | -       | -       | -       | FIN                                 |
| -           | -       | -       | -       | -           | -       | -       | -       | -       | -       | -       | -       | -       | S                                   |
| 178.26      | 162.98  | 163.86  | 158.74  | 171.37      | 194.45  | 181.03  | 197.70  | 224.18  | 221.43  | 179.38  | 176.72  | 180.41  | UK                                  |
|             |         |         |         |             |         |         |         |         |         |         |         |         | <b>Jeunes bovins d'élevage</b>      |
|             |         |         |         |             |         |         |         |         |         |         |         |         | Prix par tête                       |
| -           | -       | -       | -       | -           | -       | -       | -       | -       | -       | -       | -       | -       | B                                   |
| -           | -       | -       | -       | -           | -       | -       | -       | -       | -       | -       | -       | -       | DK                                  |
| 606.88      | 580.68  | 581.43  | 582.31  | 585.41      | 588.87  | 600.72  | 587.37  | 571.38  | 556.71  | 548.77  | 530.76  | 537.62  | D                                   |
| -           | -       | -       | -       | -           | -       | -       | -       | -       | -       | -       | -       | -       | GR                                  |
| 301.79      | 313.10  | 306.45  | 316.10  | 322.66      | 326.26  | 327.69  | 328.50  | 331.21  | 317.47  | 327.79  | 325.58  | 320.43  | E                                   |
| -           | -       | -       | -       | -           | -       | -       | -       | -       | -       | -       | -       | -       | F                                   |
| 583.98      | 600.00  | 601.53  | 596.17  | 641.98      | 646.84  | 640.70  | 648.53  | 638.55  | 616.50  | 595.77  | 585.09  | 572.58  | IRL                                 |
| 684.31      | 678.58  | 673.19  | 667.35  | 662.83      | 650.22  | 608.62  | 598.83  | 670.02  | 670.02  | 675.61  | 698.23  | 702.61  | I                                   |
| -           | -       | -       | -       | -           | -       | -       | -       | -       | -       | -       | -       | -       | L                                   |
| -           | -       | -       | -       | -           | -       | -       | -       | -       | -       | -       | -       | -       | NL                                  |
| 404.61      | 402.07  | 388.20  | 385.00  | 379.39      | 401.37  | 409.17  | 395.57  | 379.79  | 382.65  | 372.85  | -       | -       | A                                   |
| 629.73      | 638.19  | 634.49  | 637.77  | 632.25      | 634.34  | 636.00  | 623.22  | 602.21  | 565.06  | 545.15  | 558.08  | 565.32  | P                                   |
| -           | -       | -       | -       | -           | -       | -       | -       | -       | -       | -       | -       | -       | FIN                                 |
| -           | -       | -       | -       | -           | -       | -       | -       | -       | -       | -       | -       | -       | S                                   |
| 530.96      | 525.87  | 533.91  | 544.54  | 543.69      | 553.01  | 535.80  | 532.19  | 535.88  | 480.81  | 509.55  | 510.26  | 505.95  | UK                                  |
|             |         |         |         |             |         |         |         |         |         |         |         |         | <b>Génisses d'élevage</b>           |
|             |         |         |         |             |         |         |         |         |         |         |         |         | Prix par tête                       |
| 1098.27     | 1157.88 | 1154.71 | 1150.50 | 1177.78     | 1179.97 | 1180.63 | 1183.55 | 1181.96 | 1179.30 | 1208.90 | 1155.97 | 1155.59 | B                                   |
| 1085.71     | 1093.04 | 1105.13 | 1121.26 | 1068.03     | 1082.27 | 1089.11 | 1096.71 | 1082.03 | 1081.97 | 1072.05 | 1045.89 | 1040.21 | DK                                  |
| 1043.64     | 1056.49 | 1083.97 | 1059.46 | 1065.10     | 1065.04 | 1079.46 | 1086.74 | 1075.04 | 1072.67 | 1064.34 | 1015.34 | 995.10  | D                                   |
| -           | -       | -       | -       | -           | -       | -       | -       | -       | -       | -       | -       | -       | GR                                  |
| 1216.61     | 1231.21 | 1280.68 | 1264.40 | 1276.45     | 1251.26 | 1216.41 | 1238.00 | 1176.36 | 1185.87 | 1194.00 | 1206.93 | 1262.68 | E                                   |
| -           | -       | -       | -       | -           | -       | -       | -       | -       | -       | -       | -       | -       | F                                   |
| -           | -       | -       | -       | -           | -       | -       | -       | -       | -       | -       | -       | -       | IRL                                 |
| 1181.41     | 1171.50 | 1257.47 | 1246.56 | 1238.11     | 1214.57 | 1280.12 | 1241.20 | 1305.68 | 1431.66 | 1443.61 | 1491.95 | 1597.39 | I                                   |
| -           | -       | -       | -       | -           | -       | -       | -       | -       | -       | -       | -       | -       | L                                   |
| -           | -       | -       | -       | -           | -       | -       | -       | -       | -       | -       | -       | -       | NL                                  |
| 1195.97     | 1194.87 | 1192.36 | 1168.90 | 1181.45     | 1223.36 | 1204.73 | 1169.05 | 1167.04 | 1163.96 | 1183.01 | -       | -       | A                                   |
| 573.41      | 576.93  | 583.32  | 586.75  | 596.56      | 603.65  | 600.10  | 582.36  | 566.49  | 514.16  | 524.77  | 532.48  | 539.86  | P                                   |
| -           | -       | -       | -       | -           | -       | -       | -       | -       | -       | -       | -       | -       | FIN                                 |
| -           | -       | -       | -       | -           | -       | -       | -       | -       | -       | -       | -       | -       | S                                   |
| 912.02      | 839.45  | 838.24  | 760.78  | 776.49      | 924.36  | 970.02  | 939.63  | 892.08  | 879.61  | 857.03  | 854.40  | 939.81  | UK                                  |

**VERKAUFSPREISE  
TIERISCHER ERZEUGNISSE**

**SELLING PRICES  
OF ANIMAL PRODUCTS**

*Landeswahrung / National currency / Monnaie nationale (ohne MwSt / excl. VAT / hors TVA)*

|             | 1994<br>sep                                 | oct     | nov     | dec     | 1995<br>jan | feb     | mar     | apr     | mai     | jun     | jul     | aug     | sep   |
|-------------|---|---------|---------|---------|-------------|---------|---------|---------|---------|---------|---------|---------|---|
| <b>4242</b> | <b>Jungbullen (U3)<br/>Preise je 100 kg</b> |         |         |         |             |         |         |         |         |         |         |         | <b>Young bulls (U3)<br/>Prices per 100 kg</b> |
| B           | 12750.0                                     | 12553.6 | 12487.7 | 12541.0 | 12464.2     | 12744.6 | 12421.0 | 12287.0 | 12108.1 | 11709.7 | 11608.1 | 11806.8 | 11922.7                                       |
| DK          | 2470.60                                     | 2459.19 | 2434.20 | 2438.29 | 2481.32     | 2531.61 | 2505.29 | 2407.57 | 2359.03 | 2320.10 | 2232.94 | 2263.45 | 2282.83                                       |
| D           | 602.63                                      | 604.45  | 612.60  | 610.48  | 617.94      | 620.75  | 604.23  | 590.40  | 573.94  | 559.10  | 532.55  | 537.13  | 552.60  |
| GR          | 128717                                      | 126084  | 127196  | 127290  | 127974      | 129211  | 127755  | 126144  | 126813  | 126127  | 128661  | 127254  | 126400  |
| E           | 51673                                       | 52147   | 52410   | 52628   | 53702       | 55585   | 54486   | 52389   | 49795   | 44920   | 44622   | 45940   | 48232   |
| F           | 2141.67                                     | 2128.29 | 2147.73 | 2144.94 | 2177.10     | 2186.93 | 2133.39 | 2054.93 | 2021.77 | 1941.13 | 1888.19 | 1948.45 | 2030.97                                       |
| IRL         | -   | -       | -       | -       | -           | -       | -       | -       | -       | -       | -       | -       | -   |
| L           | 693627                                      | 703729  | 700550  | 705874  | 714403      | 710446  | 714987  | 729380  | 751768  | 741340  | 731232  | 726200  | 726200  |
| NL          | 13761.7                                     | 13821.6 | 13733.7 | 13771.6 | 13801.8     | 13795.3 | 13903.2 | 13796.0 | 13757.0 | 13680.2 | 13243.9 | 12588.1 | 12528.2                                       |
| A           | 708.07                                      | 691.52  | 688.03  | 701.26  | 696.94      | 704.96  | 698.39  | 681.47  | 657.52  | 636.80  | 617.61  | 637.10  | 644.13  |
| P           | -   | -       | -       | -       | -           | -       | 4230.75 | 4104.17 | 3981.03 | 3902.77 | 3768.55 | 3771.35 | 3949.50                                       |
| FIN         | -   | -       | -       | -       | -           | -       | -       | -       | -       | -       | -       | -       | -   |
| S           | -   | -       | -       | -       | -           | -       | 1822.75 | 1747.27 | 1732.23 | 1746.63 | 1715.90 | 1728.19 | 1678.20                                       |
| UK          | 222.83                                      | 222.14  | 222.40  | 222.06  | 225.75      | 227.08  | 226.76  | 231.30  | 228.78  | 229.11  | 228.61  | 227.60  | 228.05  |
| <b>4245</b> | <b>Jungbullen (R3)<br/>Preise je 100 kg</b> |         |         |         |             |         |         |         |         |         |         |         | <b>Young bulls (R3)<br/>Prices per 100 kg</b> |
| B           | 11748.0                                     | 11491.6 | 11487.7 | 11515.8 | 11683.6     | 11856.8 | 11510.7 | 11452.3 | 11255.5 | 11150.3 | 10979.4 | 11117.1 | 11300.3                                       |
| DK          | 2314.27                                     | 2301.00 | 2278.47 | 2291.61 | 2302.45     | 2345.39 | 2320.87 | 2238.23 | 2186.03 | 2160.57 | 2097.45 | 2103.45 | 2147.23                                       |
| D           | 567.50                                      | 569.45  | 573.73  | 576.35  | 585.32      | 593.89  | 583.74  | 570.10  | 551.48  | 532.97  | 506.58  | 518.45  | 526.77  |
| GR          | 119457                                      | 122203  | 124147  | 122055  | 121710      | 121679  | 122616  | 121237  | 121481  | 122020  | 121852  | 120813  | 117147  |
| E           | 50224                                       | 50392   | 49879   | 50340   | 51828       | 53591   | 52911   | 50754   | 48386   | 44206   | 43132   | 44252   | 47639   |
| F           | 2023.60                                     | 2003.90 | 2013.97 | 2004.68 | 2053.71     | 2057.07 | 2009.19 | 1941.73 | 1891.06 | 1783.43 | 1737.45 | 1798.29 | 1889.37                                       |
| IRL         | -   | -       | -       | -       | -           | -       | -       | -       | -       | -       | -       | -       | -   |
| I           | 644267                                      | 660242  | 658303  | 664258  | 666552      | 669814  | 671394  | 679830  | 706652  | 694353  | 678758  | 674000  | 674000  |
| L           | 13141.4                                     | 13113.5 | 12995.0 | 13086.4 | 13080.1     | 13099.6 | 13120.4 | 13089.1 | 13140.3 | 12870.4 | 12517.7 | 12284.3 | 12163.2                                       |
| NL          | 661.50                                      | 651.48  | 651.00  | 660.65  | 664.00      | 674.89  | 664.65  | 649.17  | 626.48  | 602.00  | 584.06  | 596.90  | 603.50  |
| A           | -   | -       | -       | -       | -           | -       | 4148.67 | 4030.13 | 3906.81 | 3831.93 | 3699.94 | 3682.45 | 3883.20                                       |
| P           | 68892                                       | 68790   | 70470   | 70586   | 70457       | 70479   | 70086   | 69367   | 67373   | 62462   | 59339   | 57107   | 59367   |
| FIN         | -   | -       | -       | -       | -           | -       | 1737.08 | 1655.07 | 1625.26 | 1636.67 | 1633.52 | 1604.10 | 1556.50                                       |
| S           | -   | -       | -       | -       | -           | -       | 2778.08 | 2768.87 | 2759.84 | 2763.50 | 2742.65 | 2815.19 | 2769.07                                       |
| UK          | 220.54                                      | 218.95  | 218.50  | 216.87  | 223.18      | 224.83  | 225.80  | 228.40  | 225.13  | 225.51  | 224.33  | 224.17  | 225.65  |
| <b>4248</b> | <b>Jungbullen (O3)<br/>Preise je 100 kg</b> |         |         |         |             |         |         |         |         |         |         |         | <b>Young bulls (O3)<br/>Prices per 100 kg</b> |
| B           | 11226.7                                     | 10997.1 | 10962.3 | 11034.2 | 10993.9     | 11305.0 | 11040.0 | 10864.0 | 10591.9 | 10470.3 | 10356.5 | 10514.2 | 10577.3                                       |
| DK          | 2183.63                                     | 2167.29 | 2148.60 | 2157.81 | 2170.06     | 2206.46 | 2171.65 | 2084.37 | 2032.61 | 2010.33 | 1949.03 | 1968.81 | 2009.47                                       |
| D           | 537.70                                      | 538.19  | 540.83  | 543.19  | 552.94      | 565.75  | 556.81  | 541.80  | 522.90  | 504.77  | 479.19  | 499.06  | 505.70  |
| GR          | 120897                                      | 119497  | 122997  | 122555  | 122694      | 123643  | 124403  | 121526  | 123223  | 123247  | 121519  | 123165  | 123703  |
| E           | 47875                                       | 47743   | 46964   | 47438   | 49507       | 51948   | 52052   | 50745   | 47639   | 41133   | 40062   | 41704   | 44961   |
| F           | 1912.33                                     | 1900.10 | 1892.50 | 1891.81 | 1952.06     | 1944.43 | 1909.81 | 1831.27 | 1782.42 | 1675.77 | 1650.13 | 1694.32 | 1770.83                                       |
| IRL         | -   | -       | -       | -       | -           | -       | -       | -       | -       | -       | -       | -       | -   |
| I           | 581210                                      | 578513  | 584523  | 587929  | 590739      | 596039  | 592858  | 588403  | 613316  | 597053  | 589897  | 588100  | 588100  |
| L           | -   | -       | -       | -       | -           | -       | -       | -       | -       | -       | -       | -       | -   |
| NL          | 623.10                                      | 618.29  | 622.50  | 627.03  | 631.10      | 646.75  | 636.71  | 623.10  | 601.71  | 576.77  | 556.29  | 569.23  | 574.90  |
| A           | -   | -       | -       | -       | -           | -       | 4007.58 | 3887.07 | 3801.29 | 3734.13 | 3549.94 | 3549.19 | 3740.87                                       |
| P           | -   | -       | -       | -       | -           | -       | -       | -       | -       | -       | -       | -       | -   |
| FIN         | -   | -       | -       | -       | -           | -       | 1676.25 | 1598.20 | 1559.10 | 1574.47 | 1566.32 | 1528.81 | 1488.37                                       |
| S           | -   | -       | -       | -       | -           | -       | 2672.17 | 2659.10 | 2638.23 | 2633.70 | 2627.87 | 2687.94 | 2626.27                                       |
| UK          | 210.11                                      | 206.37  | 211.80  | 210.50  | 216.32      | 218.18  | 219.64  | 221.90  | 214.30  | 218.55  | 217.93  | 218.20  | 219.20  |

D: Einschliesslich der funf neuen Lander

D: Including the five new Lander

D: Les cinq nouveaux Lander inclus

## PRIX DE VENTE DES PRODUITS ANIMAUX

*ECU (ohne MwSt / excl. VAT / hors TVA)*

| 1994<br>sep | oct    | nov    | dec    | 1995<br>jan | feb    | mar    | apr    | mai    | jun    | jul    | aug    | sep    |  |
|-------------|--------|--------|--------|-------------|--------|--------|--------|--------|--------|--------|--------|--------|--|
|             |        |        |        |             |        |        |        |        |        |        |        |        | <b>Jeunes taureaux (U3)</b><br>Prix par 100 kg |
| 323.27      | 318.29 | 317.06 | 319.16 | 318.27      | 327.51 | 324.80 | 322.57 | 316.27 | 305.74 | 302.23 | 304.80 | 307.59 | B  |
| 327.12      | 327.80 | 324.89 | 325.47 | 331.27      | 339.30 | 337.69 | 330.05 | 323.93 | 318.77 | 306.90 | 309.86 | 312.45 | DK   |
| 314.46      | 315.36 | 320.02 | 319.40 | 325.02      | 328.43 | 326.12 | 318.73 | 308.50 | 299.86 | 285.12 | 285.09 | 293.28 | D  |
| 441.20      | 429.23 | 431.34 | 431.10 | 432.78      | 435.04 | 423.84 | 417.92 | 420.61 | 418.69 | 424.46 | 420.44 | 415.80 | GR   |
| 324.89      | 327.36 | 328.62 | 327.26 | 326.42      | 338.45 | 321.89 | 314.34 | 305.88 | 277.44 | 277.13 | 285.80 | 298.17 | E  |
| 326.73      | 324.38 | 326.78 | 325.83 | 331.21      | 332.64 | 325.10 | 316.01 | 307.21 | 296.56 | 290.50 | 300.68 | 312.54 | F  |
| -           | -      | -      | -      | -           | -      | -      | -      | -      | -      | -      | -      | -      | IRL  |
| 358.23      | 360.40 | 355.93 | 355.52 | 357.38      | 348.64 | 321.15 | 317.65 | 344.41 | 339.63 | 337.80 | 346.70 | 348.88 | I  |
| 348.92      | 350.44 | 348.70 | 350.47 | 352.42      | 354.51 | 363.56 | 362.18 | 359.34 | 357.19 | 344.82 | 324.97 | 323.21 | L  |
| 329.59      | 322.04 | 320.68 | 327.67 | 327.01      | 332.71 | 336.17 | 328.56 | 315.71 | 305.16 | 295.16 | 301.93 | 305.17 | NL   |
| -           | -      | -      | -      | -           | -      | 324.42 | 314.87 | 304.28 | 297.66 | 286.87 | 284.63 | 297.99 | A  |
| -           | -      | -      | -      | -           | -      | -      | -      | -      | -      | -      | -      | -      | P  |
| -           | -      | -      | -      | -           | -      | 315.87 | 304.84 | 303.61 | 305.28 | 300.52 | 308.07 | 297.86 | FIN  |
| -           | -      | -      | -      | -           | -      | 303.39 | 299.75 | 301.17 | 298.76 | 296.90 | 310.11 | 313.43 | S  |
| 281.98      | 282.95 | 284.21 | 284.73 | 286.38      | 283.56 | 275.52 | 277.37 | 274.88 | 274.46 | 271.13 | 273.66 | 275.59 | UK   |
|             |        |        |        |             |        |        |        |        |        |        |        |        | <b>Jeunes taureaux (R3)</b><br>Prix par 100 kg |
| 297.86      | 291.37 | 291.67 | 293.07 | 298.33      | 304.69 | 300.99 | 300.65 | 294.00 | 291.13 | 285.86 | 286.99 | 291.54 | B  |
| 306.42      | 306.72 | 304.11 | 305.89 | 307.39      | 314.35 | 312.83 | 306.84 | 300.17 | 296.85 | 288.28 | 287.96 | 293.89 | DK   |
| 296.13      | 297.10 | 299.71 | 301.54 | 307.86      | 314.22 | 315.06 | 307.77 | 296.43 | 285.85 | 271.21 | 275.17 | 279.57 | D  |
| 409.46      | 416.02 | 421.00 | 413.37 | 411.60      | 409.68 | 406.79 | 401.66 | 402.93 | 405.06 | 402.00 | 399.16 | 385.36 | GR   |
| 315.78      | 316.35 | 312.75 | 313.03 | 315.03      | 326.31 | 312.59 | 304.53 | 297.23 | 273.03 | 267.88 | 275.30 | 294.51 | E  |
| 308.71      | 305.42 | 306.43 | 304.52 | 312.44      | 312.89 | 306.17 | 298.60 | 287.35 | 272.47 | 267.31 | 277.51 | 290.75 | F  |
| -           | -      | -      | -      | -           | -      | -      | -      | -      | -      | -      | -      | -      | IRL  |
| 332.74      | 338.13 | 334.46 | 334.56 | 333.44      | 328.70 | 301.57 | 296.07 | 323.74 | 318.10 | 313.56 | 321.78 | 323.80 | I  |
| 333.19      | 332.49 | 329.94 | 333.04 | 333.99      | 336.63 | 343.09 | 343.62 | 343.23 | 336.04 | 325.92 | 317.12 | 313.80 | L  |
| 307.91      | 303.39 | 303.42 | 308.70 | 311.55      | 318.52 | 319.93 | 312.98 | 300.81 | 288.49 | 279.12 | 282.88 | 285.92 | NL   |
| -           | -      | -      | -      | -           | -      | 318.12 | 309.19 | 298.61 | 292.26 | 281.65 | 277.92 | 292.98 | A  |
| 352.71      | 351.21 | 360.59 | 360.14 | 359.24      | 360.54 | 359.47 | 354.35 | 343.83 | 317.97 | 302.32 | 292.39 | 302.35 | P  |
| -           | -      | -      | -      | -           | -      | 301.02 | 288.75 | 284.86 | 286.06 | 286.09 | 285.95 | 276.26 | FIN  |
| -           | -      | -      | -      | -           | -      | 289.98 | 280.97 | 286.15 | 285.97 | 284.14 | 298.52 | 300.97 | S  |
| 279.08      | 278.89 | 279.23 | 278.08 | 283.12      | 280.75 | 274.36 | 273.89 | 270.50 | 270.15 | 266.05 | 269.54 | 272.69 | UK   |
|             |        |        |        |             |        |        |        |        |        |        |        |        | <b>Jeunes taureaux (O3)</b><br>Prix par 100 kg |
| 284.64      | 278.83 | 278.33 | 280.81 | 280.72      | 290.51 | 288.69 | 285.21 | 276.67 | 273.38 | 269.65 | 271.43 | 272.88 | B  |
| 289.12      | 288.89 | 286.77 | 288.03 | 289.71      | 295.73 | 292.72 | 285.74 | 279.10 | 276.21 | 267.88 | 269.52 | 275.04 | DK   |
| 280.58      | 280.79 | 282.53 | 284.19 | 290.83      | 299.33 | 300.53 | 292.50 | 281.07 | 270.73 | 256.55 | 264.88 | 268.39 | D  |
| 414.40      | 406.80 | 417.10 | 415.07 | 414.93      | 416.29 | 412.72 | 402.62 | 408.70 | 409.13 | 400.90 | 406.93 | 406.93 | GR   |
| 301.01      | 299.72 | 294.47 | 294.99 | 300.92      | 316.30 | 307.51 | 304.47 | 292.64 | 254.05 | 248.81 | 259.45 | 277.95 | E  |
| 291.74      | 289.60 | 287.95 | 287.38 | 296.97      | 295.76 | 291.03 | 281.61 | 270.84 | 256.02 | 253.88 | 261.46 | 272.51 | F  |
| -           | -      | -      | -      | -           | -      | -      | -      | -      | -      | -      | -      | -      | IRL  |
| 300.17      | 296.28 | 296.98 | 296.12 | 295.52      | 292.50 | 266.29 | 256.26 | 280.98 | 273.53 | 272.51 | 280.77 | 282.53 | I  |
| -           | -      | -      | -      | -           | -      | -      | -      | -      | -      | -      | -      | -      | L  |
| 290.04      | 287.93 | 290.13 | 292.99 | 296.11      | 305.24 | 306.48 | 300.41 | 288.92 | 276.40 | 265.85 | 269.77 | 272.37 | NL   |
| -           | -      | -      | -      | -           | -      | 307.30 | 298.21 | 290.54 | 284.80 | 270.23 | 267.86 | 282.24 | A  |
| -           | -      | -      | -      | -           | -      | -      | -      | -      | -      | -      | -      | -      | P  |
| -           | -      | -      | -      | -           | -      | 290.48 | 278.83 | 273.27 | 275.19 | 274.32 | 272.53 | 264.17 | FIN  |
| -           | -      | -      | -      | -           | -      | 278.93 | 269.83 | 273.54 | 272.54 | 272.25 | 285.03 | 285.44 | S  |
| 265.88      | 262.86 | 270.67 | 269.91 | 274.41      | 272.45 | 266.87 | 266.10 | 257.48 | 261.81 | 258.46 | 262.36 | 264.89 | UK   |

**VERKAUFSPREISE  
TIERISCHER ERZEUGNISSE**

**SELLING PRICES  
OF ANIMAL PRODUCTS**

*Landeswährung / National currency / Monnaie nationale (ohne MwSt / excl. VAT / hors TVA)*

|             | 1994<br>sep        | oct     | nov     | dec     | 1995<br>jan | feb     | mar     | apr     | mai     | jun     | jul     | aug     | sep                |
|-------------|--------------------|---------|---------|---------|-------------|---------|---------|---------|---------|---------|---------|---------|--------------------|
| <b>4263</b> | <b>Ochsen (R3)</b> |         |         |         |             |         |         |         |         |         |         |         | <b>Steers (R3)</b> |
|             | Preise je 100 kg   |         |         |         |             |         |         |         |         |         |         |         | Prices per 100 kg  |
| B           | 12835.0            | 12560.7 | 12211.7 | 12008.1 | 11915.5     | 11975.0 | 11853.2 | 11548.3 | 11112.9 | 10718.3 | 10504.8 | 10272.6 | 10393.3            |
| DK          | 2160.07            | 2150.32 | 2127.33 | 2119.00 | -           | -       | -       | -       | -       | -       | -       | -       | 2074.44            |
| D           | 568.58             | 554.97  | 567.00  | -       | -           | -       | -       | -       | -       | -       | -       | -       | 538.00             |
| GR          | -                  | -       | -       | -       | -           | -       | -       | -       | -       | -       | -       | -       | -                  |
| E           | -                  | -       | -       | -       | -           | -       | -       | -       | -       | -       | -       | -       | -                  |
| F           | 2217.13            | 2182.68 | 2137.70 | 2103.39 | 2118.29     | 2123.29 | 2131.35 | 2118.17 | 2118.00 | 2086.43 | 2043.48 | 2033.10 | 2001.97            |
| IRL         | 220.54             | 219.17  | 219.82  | 225.83  | 226.03      | 229.15  | 231.27  | 232.95  | 232.53  | 234.55  | 227.31  | 226.60  | 222.56             |
| I           | -                  | -       | -       | -       | -           | -       | -       | -       | -       | -       | -       | -       | -                  |
| L           | 13374.2            | 13665.1 | 13729.1 | 13595.9 | 13746.7     | 13495.7 | 13554.6 | 13424.3 | 13155.7 | 13308.5 | 13323.5 | 13570.0 | 13152.2            |
| NL          | -                  | -       | -       | -       | -           | -       | -       | -       | -       | -       | -       | -       | -                  |
| A           | -                  | -       | -       | -       | -           | -       | 4153.83 | 4133.77 | 3949.16 | 3998.10 | 3897.61 | 3795.11 | -                  |
| P           | -                  | -       | -       | -       | -           | -       | -       | -       | -       | -       | -       | -       | -                  |
| FIN         | -                  | -       | -       | -       | -           | -       | -       | -       | -       | -       | -       | -       | -                  |
| S           | -                  | -       | -       | -       | -           | -       | 2755.17 | 2789.93 | 2712.50 | 2686.84 | 2562.11 | 2792.22 | 2765.00            |
| UK          | 221.25             | 219.96  | 219.20  | 220.25  | 222.98      | 222.83  | 222.44  | 227.50  | 225.45  | 228.54  | 227.43  | 227.02  | 226.40             |
| <b>4266</b> | <b>Ochsen (O3)</b> |         |         |         |             |         |         |         |         |         |         |         | <b>Steers (O3)</b> |
|             | Preise je 100 kg   |         |         |         |             |         |         |         |         |         |         |         | Prices per 100 kg  |
| B           | -                  | -       | -       | -       | -           | -       | -       | -       | -       | -       | -       | -       | -                  |
| DK          | 2005.53            | 1993.32 | 1967.67 | 1983.00 | -           | -       | -       | -       | -       | -       | -       | -       | 1939.26            |
| D           | -                  | -       | -       | -       | -           | -       | -       | -       | -       | -       | -       | -       | -                  |
| GR          | -                  | -       | -       | -       | -           | -       | -       | -       | -       | -       | -       | -       | -                  |
| E           | -                  | -       | -       | -       | -           | -       | -       | -       | -       | -       | -       | -       | -                  |
| F           | 1974.93            | 1935.39 | 1898.53 | 1878.19 | 1902.35     | 1914.50 | 1917.35 | 1883.57 | 1861.55 | 1807.87 | 1764.84 | 1771.97 | 1760.97            |
| IRL         | 218.96             | 218.40  | 219.42  | 225.77  | 225.65      | 228.38  | 230.66  | 232.50  | 231.55  | 232.48  | 225.54  | 225.45  | 222.25             |
| I           | -                  | -       | -       | -       | -           | -       | -       | -       | -       | -       | -       | -       | -                  |
| L           | 12207.8            | 12077.8 | 12668.0 | 12633.0 | 12356.8     | 12125.4 | 12396.2 | 12109.9 | 12597.9 | 12138.3 | 11723.7 | 12190.9 | 11203.3            |
| NL          | -                  | -       | -       | -       | -           | -       | -       | -       | -       | -       | -       | -       | -                  |
| A           | -                  | -       | -       | -       | -           | -       | 3979.08 | 3986.81 | 3688.00 | 3808.38 | 3784.43 | 3720.50 | -                  |
| P           | -                  | -       | -       | -       | -           | -       | -       | -       | -       | -       | -       | -       | -                  |
| FIN         | -                  | -       | -       | -       | -           | -       | -       | -       | -       | -       | -       | -       | -                  |
| S           | -                  | -       | -       | -       | -           | -       | 2659.42 | 2633.87 | 2611.84 | 2626.07 | 2614.29 | 2698.97 | 2622.90            |
| UK          | 212.44             | 211.17  | 214.40  | 215.40  | 218.05      | 218.15  | 217.18  | 222.40  | 220.10  | 221.04  | 220.50  | 222.90  | 222.40             |
| <b>4272</b> | <b>Kühe (R3)</b>   |         |         |         |             |         |         |         |         |         |         |         | <b>Cows (R3)</b>   |
|             | Preise je 100 kg   |         |         |         |             |         |         |         |         |         |         |         | Prices per 100 kg  |
| B           | 12211.7            | 12060.3 | 11833.3 | 11531.0 | 10873.6     | 11106.1 | 10911.0 | 11065.7 | 11383.2 | 11207.0 | 11119.4 | 11163.2 | 11004.3            |
| DK          | 2092.20            | 2037.52 | 2020.40 | 2041.74 | 2061.45     | 2090.79 | 2116.65 | 2118.33 | 2126.29 | 2155.43 | 2048.16 | 1989.32 | 1966.30            |
| D           | 523.93             | 515.23  | 494.30  | 491.48  | 495.84      | 495.79  | 499.29  | 491.57  | 499.52  | 496.70  | 476.00  | 479.10  | 469.10             |
| GR          | -                  | -       | -       | -       | -           | -       | -       | 82700   | -       | 73000   | -       | -       | -                  |
| E           | 40172              | 40505   | 40949   | 41274   | 41071       | 41183   | 41349   | 40765   | 40135   | 38772   | 38667   | 38716   | 39301              |
| F           | 2160.07            | 2107.68 | 2052.70 | 1992.35 | 1991.97     | 1964.86 | 2014.23 | 2033.17 | 2059.90 | 2010.70 | 1947.23 | 1971.55 | 1970.97            |
| IRL         | 206.00             | 202.65  | 196.80  | -       | -           | -       | -       | -       | -       | -       | -       | -       | -                  |
| I           | 511943             | 491023  | 499963  | 489152  | 490387      | 480218  | 515948  | 522257  | 534032  | 539047  | 525245  | 527000  | 527000             |
| L           | 11836.8            | 12396.4 | 11712.0 | 11935.4 | 11717.5     | 11623.5 | 11591.4 | 11690.4 | 11493.7 | 11399.3 | 11309.4 | 10847.9 | 10733.3            |
| NL          | 626.23             | 609.10  | 593.37  | 586.65  | 585.42      | 589.43  | 596.65  | 585.13  | 586.45  | 574.67  | 555.03  | 550.23  | 537.13             |
| A           | -                  | -       | -       | -       | -           | -       | 3385.08 | 3331.77 | 3384.48 | 3338.40 | 3292.71 | 3262.77 | 3198.00            |
| P           | -                  | -       | -       | -       | -           | -       | -       | -       | 64000   | -       | -       | -       | -                  |
| FIN         | -                  | -       | -       | -       | -           | -       | 1507.00 | 1263.31 | 1405.45 | 1410.87 | 1404.70 | 1339.00 | 1300.00            |
| S           | -                  | -       | -       | -       | -           | -       | 2559.33 | 2527.13 | 2484.84 | 2500.37 | 2574.87 | 2616.45 | 2551.17            |
| UK          | -                  | -       | -       | -       | -           | -       | -       | -       | -       | -       | -       | -       | -                  |

D: Einschliesslich der fünf neuen Länder

D: Including the five new Länder

D: Les cinq nouveaux Länder inclus



# PRIX DE VENTE DES PRODUITS ANIMAUX

*ECU (ohne MwSt / excl. VAT / hors TVA)*

| 1994<br>sep | oct    | nov    | dec    | 1995<br>jan | feb    | mar    | apr    | mai    | jun    | jul    | aug    | sep    |                                       |
|-------------|--------|--------|--------|-------------|--------|--------|--------|--------|--------|--------|--------|--------|---------------------------------------|
|             |        |        |        |             |        |        |        |        |        |        |        |        | <b>Boeufs (R3)</b><br>Prix par 100 kg |
| 325.42      | 318.47 | 310.06 | 305.59 | 304.26      | 307.73 | 309.95 | 303.18 | 290.28 | 279.85 | 273.51 | 265.19 | 268.14 | B                                     |
| 286.00      | 286.63 | 283.93 | 282.85 | -           | -      | -      | -      | -      | -      | -      | -      | 283.93 | DK                                    |
| 296.70      | 289.54 | 296.20 | -      | -           | -      | -      | -      | -      | -      | -      | -      | 285.53 | D                                     |
| -           | -      | -      | -      | -           | -      | -      | -      | -      | -      | -      | -      | -      | GR                                    |
| -           | -      | -      | -      | -           | -      | -      | -      | -      | -      | -      | -      | -      | E                                     |
| 338.24      | 332.67 | 325.25 | 319.52 | 322.26      | 322.96 | 324.79 | 325.73 | 321.83 | 318.76 | 314.40 | 313.74 | 308.08 | F                                     |
| 275.66      | 275.91 | 276.66 | 285.11 | 283.61      | 284.61 | 280.67 | 282.93 | 285.11 | 287.34 | 277.27 | 278.84 | 274.59 | IRL                                   |
| -           | -      | -      | -      | -           | -      | -      | -      | -      | -      | -      | -      | -      | I                                     |
| 339.09      | 346.48 | 348.58 | 346.00 | 351.01      | 346.81 | 354.44 | 352.43 | 343.63 | 347.48 | 346.90 | 350.32 | 339.31 | L                                     |
| -           | -      | -      | -      | -           | -      | -      | -      | -      | -      | -      | -      | -      | NL                                    |
| -           | -      | -      | -      | -           | -      | 318.52 | 317.14 | 301.84 | 304.94 | 296.69 | 286.42 | -      | A                                     |
| -           | -      | -      | -      | -           | -      | -      | -      | -      | -      | -      | -      | -      | P                                     |
| -           | -      | -      | -      | -           | -      | -      | -      | -      | -      | -      | -      | -      | FIN                                   |
| -           | -      | -      | -      | -           | -      | 287.59 | 283.11 | 281.24 | 278.03 | 265.44 | 296.09 | 300.52 | S                                     |
| 279.98      | 280.17 | 280.12 | 282.41 | 282.86      | 278.25 | 270.27 | 272.81 | 270.88 | 273.78 | 269.73 | 272.97 | 273.59 | UK                                    |
|             |        |        |        |             |        |        |        |        |        |        |        |        | <b>Boeufs (O3)</b><br>Prix par 100 kg |
| -           | -      | -      | -      | -           | -      | -      | -      | -      | -      | -      | -      | -      | B                                     |
| 265.54      | 265.70 | 262.62 | 264.70 | -           | -      | -      | -      | -      | -      | -      | -      | 265.43 | DK                                    |
| -           | -      | -      | -      | -           | -      | -      | -      | -      | -      | -      | -      | -      | D                                     |
| -           | -      | -      | -      | -           | -      | -      | -      | -      | -      | -      | -      | -      | GR                                    |
| -           | -      | -      | -      | -           | -      | -      | -      | -      | -      | -      | -      | -      | E                                     |
| 301.29      | 294.98 | 288.86 | 285.31 | 289.41      | 291.20 | 292.18 | 289.66 | 282.86 | 276.20 | 271.53 | 273.45 | 270.99 | F                                     |
| 273.68      | 274.94 | 276.16 | 285.03 | 283.14      | 283.65 | 279.93 | 282.39 | 283.90 | 284.80 | 275.11 | 277.42 | 274.20 | IRL                                   |
| -           | -      | -      | -      | -           | -      | -      | -      | -      | -      | -      | -      | -      | I                                     |
| 309.52      | 306.23 | 321.64 | 321.50 | 315.52      | 311.60 | 324.15 | 317.92 | 329.06 | 316.93 | 305.24 | 314.72 | 289.03 | L                                     |
| -           | -      | -      | -      | -           | -      | -      | -      | -      | -      | -      | -      | -      | NL                                    |
| -           | -      | -      | -      | -           | -      | 305.12 | 305.87 | 281.88 | 290.47 | 288.08 | 280.79 | -      | A                                     |
| -           | -      | -      | -      | -           | -      | -      | -      | -      | -      | -      | -      | -      | P                                     |
| -           | -      | -      | -      | -           | -      | -      | -      | -      | -      | -      | -      | -      | FIN                                   |
| -           | -      | -      | -      | -           | -      | 277.59 | 267.27 | 270.80 | 271.75 | 270.85 | 286.20 | 285.08 | S                                     |
| 268.83      | 268.98 | 273.99 | 276.19 | 276.61      | 272.41 | 263.88 | 266.70 | 264.45 | 264.80 | 261.51 | 268.01 | 268.76 | UK                                    |
|             |        |        |        |             |        |        |        |        |        |        |        |        | <b>Vaches (R3)</b><br>Prix par 100 kg |
| 309.62      | 305.79 | 300.45 | 293.45 | 277.65      | 285.40 | 285.31 | 290.50 | 297.34 | 292.61 | 289.51 | 288.18 | 283.90 | B                                     |
| 277.02      | 271.60 | 269.66 | 272.54 | 275.21      | 280.22 | 285.30 | 290.40 | 291.97 | 296.14 | 281.50 | 272.33 | 269.13 | DK                                    |
| 273.40      | 268.81 | 258.22 | 257.14 | 260.80      | 262.31 | 269.48 | 265.38 | 268.50 | 266.40 | 254.84 | 254.29 | 248.96 | D                                     |
| -           | -      | -      | -      | -           | -      | -      | 273.99 | -      | 242.33 | -      | -      | -      | GR                                    |
| 252.58      | 254.28 | 256.76 | 256.66 | 249.64      | 250.76 | 244.28 | 244.59 | 246.54 | 239.47 | 240.15 | 240.86 | 242.96 | E                                     |
| 329.53      | 321.24 | 312.32 | 302.65 | 303.04      | 298.86 | 306.94 | 312.66 | 313.00 | 307.19 | 299.59 | 304.24 | 303.31 | F                                     |
| 257.48      | 255.11 | 247.69 | -      | -           | -      | -      | -      | -      | -      | -      | -      | -      | IRL                                   |
| 264.40      | 251.47 | 254.02 | 246.37 | 245.31      | 235.66 | 231.75 | 227.45 | 244.66 | 246.95 | 242.64 | 251.60 | 253.18 | I                                     |
| 300.11      | 314.31 | 297.37 | 303.75 | 299.20      | 298.70 | 303.10 | 306.91 | 300.22 | 297.63 | 294.46 | 280.05 | 276.91 | L                                     |
| 291.49      | 283.65 | 276.56 | 274.12 | 274.68      | 278.19 | 287.20 | 282.11 | 281.59 | 275.39 | 265.25 | 260.77 | 254.48 | NL                                    |
| -           | -      | -      | -      | -           | -      | 259.57 | 255.61 | 258.68 | 254.62 | 250.65 | 246.25 | 241.29 | A                                     |
| -           | -      | -      | -      | -           | -      | -      | -      | 326.62 | -      | -      | -      | -      | P                                     |
| -           | -      | -      | -      | -           | -      | 261.15 | 220.40 | 246.34 | 246.60 | 246.02 | 238.69 | 230.73 | FIN                                   |
| -           | -      | -      | -      | -           | -      | 267.15 | 256.44 | 257.63 | 258.74 | 266.76 | 277.45 | 277.28 | S                                     |
| -           | -      | -      | -      | -           | -      | -      | -      | -      | -      | -      | -      | -      | UK                                    |

**VERKAUFSPREISE  
TIERISCHER ERZEUGNISSE**

**SELLING PRICES  
OF ANIMAL PRODUCTS**

*Landeswährung / National currency / Monnaie nationale (ohne MwSt / excl. VAT / hors TVA)*

|             | 1994<br>sep        | oct     | nov     | dec     | 1995<br>jan | feb     | mar     | apr     | mai     | jun     | jul     | aug     | sep                 |
|-------------|--------------------|---------|---------|---------|-------------|---------|---------|---------|---------|---------|---------|---------|---------------------|
| <b>4275</b> | <b>Kühe (O3)</b>   |         |         |         |             |         |         |         |         |         |         |         | <b>Cows (O3)</b>    |
|             | Preise je 100 kg   |         |         |         |             |         |         |         |         |         |         |         | Prices per 100 kg   |
| B           | 10522.7            | 10388.7 | 10124.0 | 9761.3  | 9356.5      | 9690.7  | 9697.4  | 9910.0  | 10007.7 | 9900.7  | 9540.7  | 9595.8  | 9593.7              |
| DK          | 1875.87            | 1825.19 | 1803.50 | 1823.74 | 1835.94     | 1867.36 | 1899.90 | 1899.33 | 1905.87 | 1927.33 | 1821.19 | 1769.00 | 1740.70             |
| D           | 483.57             | 472.42  | 455.57  | 453.35  | 460.32      | 469.64  | 470.55  | 464.87  | 468.94  | 468.07  | 441.29  | 441.35  | 433.60              |
| GR          | -                  | 83900   | -       | -       | 80500       | 86888   | 87794   | 88511   | 88213   | 88848   | 88300   | 87800   | 89800               |
| E           | 36396              | 34583   | 37564   | 36905   | 37930       | 38623   | 38070   | 36569   | 35848   | 33945   | 33506   | 33855   | 34942               |
| F           | 1888.17            | 1824.68 | 1739.30 | 1700.52 | 1705.48     | 1704.57 | 1783.71 | 1817.40 | 1811.74 | 1760.23 | 1703.97 | 1731.90 | 1696.27             |
| IRL         | 198.68             | 190.95  | 188.26  | 193.62  | 192.40      | 194.44  | 196.90  | 201.13  | 203.56  | 206.96  | 191.11  | 192.32  | 192.68              |
| I           | 476517             | 482261  | 477767  | 469629  | 476684      | 479782  | 501723  | 521737  | 533229  | 531360  | 500890  | 488100  | 488100              |
| L           | 11119.5            | 10952.5 | 11074.8 | 10954.1 | 10767.7     | 10985.3 | 10853.6 | 10817.7 | 10892.3 | 10921.4 | 10607.8 | 10496.3 | 10536.3             |
| NL          | 594.03             | 576.90  | 558.43  | 553.00  | 556.29      | 564.29  | 571.58  | 560.83  | 562.65  | 552.17  | 524.00  | 516.32  | 508.30              |
| A           | -                  | -       | -       | -       | -           | -       | 3233.25 | 3145.87 | 3196.87 | 3162.13 | 3137.26 | 3069.35 | 2983.50             |
| P           | 50642              | 51176   | 51778   | 52126   | 51350       | 51061   | 50944   | 49365   | 47295   | 45070   | 42731   | 42561   | 44388               |
| FIN         | -                  | -       | -       | -       | -           | -       | 1438.67 | 1364.23 | 1341.29 | 1344.23 | 1352.03 | 1313.45 | 1272.60             |
| S           | -                  | -       | -       | -       | -           | -       | 2349.08 | 2386.77 | 2362.06 | 2378.83 | 2376.81 | 2463.39 | 2370.97             |
| UK          | 187.75             | 174.94  | 156.67  | 165.10  | 162.48      | 175.28  | 194.73  | 198.32  | 194.73  | 191.07  | 181.83  | 182.97  | 177.85              |
| <b>4278</b> | <b>Kühe (P2)</b>   |         |         |         |             |         |         |         |         |         |         |         | <b>Cows (P2)</b>    |
|             | Preise je 100 kg   |         |         |         |             |         |         |         |         |         |         |         | Prices per 100 kg   |
| B           | 8717.0             | 8567.4  | 8490.0  | 8337.7  | 8420.7      | 8890.0  | 8989.7  | 8930.3  | 8939.7  | 8892.3  | 8786.5  | 8602.3  | 8276.0              |
| DK          | 1669.03            | 1620.23 | 1604.53 | 1586.58 | 1591.00     | 1626.75 | 1644.71 | 1642.00 | 1652.29 | 1683.63 | 1567.45 | 1525.13 | 1494.60             |
| D           | -                  | -       | -       | -       | -           | -       | -       | -       | -       | -       | -       | -       | -                   |
| GR          | 81003              | 83838   | 89231   | 82152   | 80780       | 83162   | 78196   | 81300   | 91177   | 85000   | 83500   | 85530   | 82967               |
| E           | 30558              | 31321   | 32838   | 31068   | 31604       | 32891   | 33382   | 33220   | 32085   | 31369   | 30593   | 30383   | 32773               |
| F           | 1673.77            | 1615.26 | 1551.47 | 1513.23 | 1530.26     | 1541.75 | 1617.58 | 1632.07 | 1643.52 | 1600.53 | 1532.74 | 1525.23 | 1475.80             |
| IRL         | 156.91             | 152.09  | 150.28  | 155.78  | 154.60      | 154.10  | 153.98  | 159.02  | 162.10  | 164.42  | 155.83  | 159.27  | 157.80              |
| I           | 435453             | 430984  | 428267  | 429877  | 440406      | 438968  | 460716  | 486157  | 480023  | 475343  | 444632  | 438100  | 438100              |
| L           | -                  | -       | -       | -       | -           | -       | -       | -       | -       | -       | -       | -       | -                   |
| NL          | 527.07             | 509.58  | 492.73  | 493.35  | 495.87      | 506.18  | 513.52  | 504.67  | 501.26  | 501.53  | 463.97  | 456.74  | 458.60              |
| A           | -                  | -       | -       | -       | -           | -       | 2845.92 | 3033.17 | 2962.71 | 2868.33 | 2932.97 | 2886.71 | 2823.40             |
| P           | -                  | -       | -       | -       | -           | -       | -       | -       | -       | -       | -       | -       | -                   |
| FIN         | -                  | -       | -       | -       | -           | -       | 1399.75 | 1315.17 | 1297.42 | 1293.83 | 1289.74 | 1254.16 | 1225.93             |
| S           | -                  | -       | -       | -       | -           | -       | 2107.25 | 2144.00 | 2117.26 | 2124.10 | 2106.71 | 2218.65 | 2141.10             |
| UK          | 145.80             | 149.79  | 146.57  | 124.40  | 143.85      | 160.90  | 173.70  | 172.00  | 176.53  | 174.00  | 163.64  | 161.92  | 163.00              |
| <b>4283</b> | <b>Färsen (R3)</b> |         |         |         |             |         |         |         |         |         |         |         | <b>Heifers (R3)</b> |
|             | Preise je 100 kg   |         |         |         |             |         |         |         |         |         |         |         | Prices per 100 kg   |
| B           | 11985.0            | 11724.2 | 11550.0 | 11487.1 | 11483.9     | 11278.6 | 11345.5 | 11478.3 | 11600.0 | 11543.3 | 11095.2 | 11021.0 | 11000.0             |
| DK          | 2212.13            | 2219.65 | 2181.63 | 2241.35 | 2229.03     | 2285.64 | 2284.81 | 2251.23 | 2251.87 | 2270.63 | 2173.61 | 2140.42 | 2135.23             |
| D           | 569.67             | 564.45  | 555.67  | 557.52  | 558.35      | 562.14  | 554.90  | 549.17  | 546.13  | 541.93  | 526.97  | 524.71  | 525.67              |
| GR          | 115600             | -       | -       | -       | 111900      | 118467  | 119108  | 117600  | -       | -       | -       | -       | -                   |
| E           | 52933              | 53938   | 52943   | 54013   | 56477       | 56493   | 55844   | 54054   | 50643   | 44981   | 45520   | 47236   | 48656               |
| F           | 2303.27            | 2261.32 | 2221.63 | 2186.52 | 2192.77     | 2184.29 | 2206.77 | 2215.20 | 2229.23 | 2204.60 | 2147.48 | 2151.16 | 2134.60             |
| IRL         | 221.91             | 219.31  | 220.70  | 225.34  | 225.90      | 227.17  | 228.87  | 231.12  | 230.71  | 232.87  | 225.05  | 225.53  | 221.75              |
| I           | 692747             | 701271  | 657807  | 735097  | 741690      | 712636  | 684571  | 705783  | 741858  | 736640  | 728942  | 741800  | 741800              |
| L           | 13616.1            | 14050.3 | 13689.6 | 13530.7 | 13540.1     | 13422.6 | 13607.2 | 13588.2 | 13576.7 | 13501.8 | 13309.7 | 13339.4 | 13103.7             |
| NL          | 616.77             | 604.00  | 593.57  | 596.65  | 587.32      | 585.32  | 598.58  | 576.77  | 566.39  | 558.97  | 553.87  | 542.33  | 519.80              |
| A           | -                  | -       | -       | -       | -           | -       | 4070.08 | 3941.40 | 3847.87 | 3813.37 | 3679.35 | 3661.13 | 3738.53             |
| P           | 67710              | 66526   | 67180   | 67429   | 67429       | 67364   | 67077   | 66277   | 64261   | 59567   | 56629   | 56048   | 57758               |
| FIN         | -                  | -       | -       | -       | -           | -       | 1522.17 | 1473.63 | 1442.90 | 1467.67 | 1467.81 | 1418.68 | 1367.70             |
| S           | -                  | -       | -       | -       | -           | -       | 2688.75 | 2664.83 | 2674.13 | 2682.33 | 2675.87 | 2764.58 | 2673.60             |
| UK          | 220.06             | 220.29  | 219.10  | 219.27  | 220.82      | 220.70  | 219.64  | 223.90  | 223.88  | 229.60  | 228.89  | 227.72  | 226.12              |

D: Einschliesslich der fünf neuen Länder

D: Including the five new Länder

D: Les cinq nouveaux Länder inclus

# PRIX DE VENTE DES PRODUITS ANIMAUX

*ECU (ohne MwSt / excl. VAT / hors TVA)*

| 1994<br>sep | oct    | nov    | dec    | 1995<br>jan | feb    | mar    | apr    | mai    | jun    | jul    | aug    | sep    |   |
|-------------|--------|--------|--------|-------------|--------|--------|--------|--------|--------|--------|--------|--------|---|
|             |        |        |        |             |        |        |        |        |        |        |        |        | <b>Vaches (O3)</b><br>Prix par 100 kg   |
| 266.79      | 263.40 | 257.05 | 248.42 | 238.91      | 249.03 | 253.58 | 260.16 | 261.41 | 258.50 | 248.41 | 247.72 | 247.51 | B                                       |
| 248.37      | 243.29 | 240.71 | 243.44 | 245.11      | 250.28 | 256.09 | 260.38 | 261.70 | 264.80 | 250.31 | 242.17 | 238.25 | DK                                      |
| 252.34      | 246.47 | 237.99 | 237.19 | 242.12      | 248.48 | 253.97 | 250.97 | 252.06 | 251.04 | 236.26 | 234.25 | 230.12 | D                                       |
| -           | 285.62 | -      | -      | 272.24      | 292.54 | 291.26 | 293.24 | 292.58 | 294.94 | 291.31 | 290.08 | 295.41 | GR                                      |
| 228.84      | 217.10 | 235.53 | 229.49 | 230.55      | 235.17 | 224.91 | 219.41 | 220.21 | 209.66 | 208.10 | 210.62 | 216.01 | E                                       |
| 288.05      | 278.11 | 264.64 | 258.32 | 259.46      | 259.27 | 271.81 | 279.48 | 275.29 | 268.93 | 262.16 | 267.26 | 261.04 | F                                       |
| 248.33      | 240.38 | 236.95 | 244.44 | 241.42      | 241.50 | 238.97 | 244.28 | 249.58 | 253.54 | 233.12 | 236.65 | 237.72 | IRL                                     |
| 246.10      | 246.98 | 242.74 | 236.53 | 238.46      | 235.45 | 225.36 | 227.22 | 244.29 | 243.43 | 231.39 | 233.03 | 234.49 | I                                       |
| 281.93      | 277.70 | 281.19 | 278.77 | 274.95      | 282.30 | 283.81 | 283.99 | 284.51 | 285.15 | 276.19 | 270.97 | 271.83 | L                                       |
| 276.51      | 268.66 | 260.27 | 258.40 | 261.01      | 266.32 | 275.13 | 270.39 | 270.16 | 264.61 | 250.42 | 244.69 | 240.82 | NL                                      |
| -           | -      | -      | -      | -           | -      | 247.93 | 241.35 | 244.34 | 241.18 | 238.81 | 231.65 | 225.10 | A                                       |
| 259.27      | 261.28 | 264.94 | 265.95 | 261.82      | 261.21 | 261.29 | 252.18 | 241.37 | 229.44 | 217.71 | 217.92 | 226.07 | P                                       |
| -           | -      | -      | -      | -           | -      | 249.31 | 238.01 | 235.09 | 234.95 | 236.79 | 234.14 | 225.87 | FIN                                     |
| -           | -      | -      | -      | -           | -      | 245.20 | 242.20 | 244.90 | 246.16 | 246.24 | 261.22 | 257.70 | S                                       |
| 237.59      | 222.83 | 200.21 | 211.70 | 206.12      | 218.88 | 236.61 | 237.82 | 233.97 | 228.90 | 215.65 | 220.00 | 214.92 | UK                                      |
|             |        |        |        |             |        |        |        |        |        |        |        |        | <b>Vaches (P2)</b><br>Prix par 100 kg   |
| 221.01      | 217.23 | 215.56 | 212.19 | 215.02      | 228.45 | 235.07 | 234.45 | 233.51 | 232.18 | 228.77 | 222.07 | 213.51 | B                                       |
| 220.99      | 215.97 | 214.16 | 211.78 | 212.41      | 218.03 | 221.69 | 225.10 | 226.88 | 231.32 | 215.43 | 208.79 | 204.57 | DK                                      |
| -           | -      | -      | -      | -           | -      | -      | -      | -      | -      | -      | -      | -      | D                                       |
| 277.65      | 285.41 | 302.59 | 278.23 | 273.18      | 280.00 | 259.42 | 269.35 | 302.41 | 282.17 | 275.47 | 282.58 | 272.93 | GR                                      |
| 192.13      | 196.62 | 205.90 | 193.19 | 192.10      | 200.27 | 197.21 | 199.32 | 197.09 | 193.75 | 190.00 | 189.02 | 202.60 | E                                       |
| 255.35      | 246.19 | 236.06 | 229.87 | 232.80      | 234.51 | 246.50 | 250.98 | 249.73 | 244.53 | 235.82 | 235.37 | 227.11 | F                                       |
| 196.12      | 191.46 | 189.14 | 196.68 | 193.98      | 191.40 | 186.88 | 193.14 | 198.76 | 201.43 | 190.08 | 195.99 | 194.68 | IRL                                     |
| 224.90      | 220.72 | 217.59 | 216.51 | 220.31      | 215.42 | 206.94 | 211.73 | 219.91 | 217.77 | 205.40 | 209.16 | 210.47 | I                                       |
| -           | -      | -      | -      | -           | -      | -      | -      | -      | -      | -      | -      | -      | L                                       |
| 245.34      | 237.31 | 229.65 | 230.52 | 232.66      | 238.90 | 247.19 | 243.32 | 240.68 | 240.34 | 221.73 | 216.46 | 217.27 | NL                                      |
| -           | -      | -      | -      | -           | -      | 218.23 | 232.70 | 226.45 | 218.77 | 223.26 | 217.86 | 213.02 | A                                       |
| -           | -      | -      | -      | -           | -      | -      | -      | -      | -      | -      | -      | -      | P                                       |
| -           | -      | -      | -      | -           | -      | 242.56 | 229.45 | 227.40 | 226.14 | 225.88 | 223.57 | 217.59 | FIN                                     |
| -           | -      | -      | -      | -           | -      | 219.96 | 217.56 | 219.52 | 219.80 | 218.26 | 235.27 | 232.71 | S                                       |
| 184.50      | 190.79 | 187.31 | 159.51 | 182.48      | 200.92 | 211.05 | 206.26 | 212.10 | 208.45 | 194.07 | 194.69 | 196.98 | UK                                      |
|             |        |        |        |             |        |        |        |        |        |        |        |        | <b>Génisses (R3)</b><br>Prix par 100 kg |
| 303.87      | 297.27 | 293.26 | 292.34 | 293.23      | 289.84 | 296.67 | 301.34 | 303.00 | 301.39 | 288.88 | 284.51 | 283.79 | B                                       |
| 292.89      | 295.87 | 291.18 | 299.18 | 297.58      | 306.34 | 307.97 | 308.62 | 309.21 | 311.97 | 298.75 | 293.02 | 292.25 | DK                                      |
| 297.27      | 294.49 | 290.28 | 291.69 | 293.68      | 297.42 | 299.50 | 296.48 | 293.56 | 290.66 | 282.13 | 278.50 | 278.98 | D                                       |
| 396.24      | -      | -      | -      | 378.42      | 398.86 | 395.15 | 389.61 | -      | -      | -      | -      | -      | GR                                      |
| 332.81      | 338.61 | 331.96 | 335.87 | 343.29      | 343.98 | 329.91 | 324.33 | 311.09 | 277.82 | 282.71 | 293.87 | 300.79 | E                                       |
| 351.38      | 344.66 | 338.02 | 332.15 | 333.59      | 332.24 | 336.28 | 340.66 | 338.73 | 336.82 | 330.40 | 331.96 | 328.49 | F                                       |
| 277.36      | 276.08 | 277.78 | 284.50 | 283.45      | 282.15 | 277.76 | 280.71 | 282.88 | 285.28 | 274.51 | 277.52 | 273.58 | IRL                                     |
| 357.78      | 359.14 | 334.21 | 370.24 | 371.03      | 349.72 | 307.49 | 307.38 | 339.87 | 337.48 | 336.74 | 354.15 | 356.37 | I                                       |
| 345.23      | 356.24 | 347.58 | 344.34 | 345.74      | 344.93 | 355.82 | 356.73 | 354.63 | 352.53 | 346.54 | 344.36 | 338.06 | L                                       |
| 287.09      | 281.28 | 276.65 | 278.79 | 275.57      | 276.25 | 288.13 | 278.08 | 271.96 | 267.87 | 264.70 | 257.02 | 246.27 | NL                                      |
| -           | -      | -      | -      | -           | -      | 312.10 | 302.38 | 294.10 | 290.85 | 280.08 | 276.31 | 282.07 | A                                       |
| 346.66      | 339.65 | 343.75 | 344.03 | 343.81      | 344.61 | 344.04 | 338.57 | 327.96 | 303.23 | 288.52 | 286.97 | 294.16 | P                                       |
| -           | -      | -      | -      | -           | -      | 263.78 | 257.10 | 252.90 | 256.52 | 257.07 | 252.90 | 242.75 | FIN                                     |
| -           | -      | -      | -      | -           | -      | 280.66 | 270.41 | 277.26 | 277.57 | 277.23 | 293.16 | 290.59 | S                                       |
| 278.47      | 280.59 | 280.00 | 281.15 | 280.12      | 275.59 | 266.87 | 268.50 | 268.99 | 275.05 | 271.46 | 273.81 | 273.26 | UK                                      |

**VERKAUFSPREISE  
TIERISCHER ERZEUGNISSE**

**SELLING PRICES  
OF ANIMAL PRODUCTS**

*Landeswährung / National currency / Monnaie nationale (ohne MwSt / excl. VAT / hors TVA)*

|             | 1994<br>sep                     | oct     | nov     | dec     | 1995<br>jan | feb     | mar     | apr     | mai     | jun     | jul     | aug     | sep                              |
|-------------|---------------------------------|---------|---------|---------|-------------|---------|---------|---------|---------|---------|---------|---------|----------------------------------|
| <b>4286</b> | <b>Färsen (O3)</b>              |         |         |         |             |         |         |         |         |         |         |         | <b>Heifers (O3)</b>              |
|             | Preise je 100 kg                |         |         |         |             |         |         |         |         |         |         |         | Prices per 100 kg                |
| B           | -                               | -       | -       | -       | -           | -       | -       | -       | -       | -       | -       | -       | -                                |
| DK          | 1997.83                         | 1964.48 | 1934.53 | 1971.32 | 1984.55     | 2018.54 | 2043.65 | 2034.93 | 2037.48 | 2060.50 | 1958.13 | 1910.32 | 1881.33                          |
| D           | 510.47                          | 504.10  | 493.10  | 493.39  | 495.03      | 503.00  | 499.23  | 494.43  | 492.52  | 490.90  | 473.42  | 471.55  | 467.10                           |
| GR          | 114062                          | 114242  | 114297  | 121020  | 117520      | 111348  | 118246  | 114850  | 115155  | 117783  | 115743  | 118100  | 117900                           |
| E           | 48709                           | 48543   | 48641   | 48528   | 50414       | 52732   | 51658   | 50628   | 48182   | 39817   | 39133   | 42583   | 43100                            |
| F           | 1955.47                         | 1902.26 | 1844.90 | 1796.13 | 1782.68     | 1767.18 | 1822.29 | 1834.63 | 1850.35 | 1818.53 | 1760.97 | 1776.42 | 1763.50                          |
| IRL         | 218.50                          | 216.23  | 216.64  | 223.14  | 224.45      | 225.18  | 227.65  | 229.59  | 228.71  | 229.71  | 223.71  | 223.11  | 219.82                           |
| I           | 573720                          | 571048  | 547903  | 547226  | 571358      | 566071  | 533206  | 573883  | 566919  | 553200  | 556723  | 564100  | 564100                           |
| L           | 12080.1                         | 12144.7 | 12145.8 | 12085.5 | 12166.4     | 11931.7 | 12211.0 | 12138.9 | 12004.1 | 11924.5 | 11917.4 | 11671.3 | 11663.4                          |
| NL          | 584.17                          | 563.19  | 546.87  | 546.42  | 545.48      | 553.82  | 559.71  | 554.00  | 542.23  | 539.37  | 518.06  | 480.19  | 490.00                           |
| A           | -                               | -       | -       | -       | -           | -       | 3871.33 | 3572.90 | 3700.71 | 3699.87 | 3602.00 | 3465.03 | 3557.03                          |
| P           | -                               | -       | -       | -       | -           | -       | -       | -       | 46400   | -       | -       | -       | -                                |
| FIN         | -                               | -       | -       | -       | -           | -       | 1470.83 | 1402.23 | 1375.52 | 1395.90 | 1397.61 | 1354.45 | 1314.50                          |
| S           | -                               | -       | -       | -       | -           | -       | 2469.50 | 2446.17 | 2435.00 | 2439.07 | 2430.42 | 2517.42 | 2442.73                          |
| UK          | 213.46                          | 212.80  | 212.00  | 211.32  | 215.82      | 214.65  | 215.40  | 217.70  | 218.05  | 221.17  | 221.55  | 224.30  | 220.45                           |
| <b>4291</b> | <b>Jungbullen (Erlöspreise)</b> |         |         |         |             |         |         |         |         |         |         |         | <b>Young bulls (unit values)</b> |
|             | Preise je 100 kg                |         |         |         |             |         |         |         |         |         |         |         | Prices per 100 kg                |
| B           | 12318.8                         | 12096.7 | 12041.5 | 12084.2 | 12223.1     | 12450.7 | 12085.5 | 12018.0 | 11839.9 | 11592.7 | 11489.9 | 11644.4 | 11790.9                          |
| DK          | 2221.35                         | 2205.36 | 2189.57 | 2208.85 | 2221.03     | 2259.82 | 2229.18 | 2151.89 | 2108.45 | 2077.61 | 2021.01 | 2024.82 | 2064.82                          |
| D           | 565.91                          | 567.21  | 572.27  | 573.81  | 582.64      | 590.92  | 579.83  | 565.93  | 547.93  | 530.75  | 504.18  | 516.33  | 526.05                           |
| GR          | 118429                          | 120190  | 122345  | 117077  | 120242      | 120485  | 120847  | 118082  | 118923  | 119195  | 119146  | 118945  | 118739                           |
| E           | 50454                           | 50501   | 50299   | 50530   | 52050       | 53986   | 53098   | 51193   | 48727   | 44185   | 43519   | 45072   | 47568                            |
| F           | 2079.75                         | 2065.17 | 2075.94 | 2070.44 | 2115.21     | 2119.06 | 2072.27 | 2000.13 | 1957.77 | 1859.84 | 1815.00 | 1870.76 | 1956.04                          |
| IRL         | -                               | -       | -       | -       | -           | -       | -       | -       | -       | -       | -       | -       | -                                |
| I           | 643830                          | 650443  | 652339  | 658100  | 660334      | 661023  | 662961  | 671668  | 689053  | 677451  | 665661  | 660979  | 660979                           |
| L           | 13211.3                         | 13194.7 | 13129.7 | 13188.7 | 13183.4     | 13191.0 | 13198.1 | 13193.8 | 13190.2 | 12978.4 | 12664.4 | 12347.5 | 12185.9                          |
| NL          | 676.52                          | 664.27  | 662.67  | 672.96  | 674.23      | 684.73  | 675.28  | 659.10  | 637.27  | 613.31  | 595.03  | 610.67  | 615.73                           |
| A           | -                               | -       | -       | -       | -           | -       | 4156.43 | 4035.42 | 3919.55 | 3851.76 | 3716.47 | 3703.58 | 3877.39                          |
| P           | 68892                           | 68790   | 70470   | 70585   | 70456       | 70479   | 70085   | 69367   | 67373   | 62462   | 59339   | 57106   | 59367                            |
| FIN         | -                               | -       | -       | -       | -           | -       | 1786.65 | 1704.10 | 1661.41 | 1671.11 | 1663.28 | 1629.58 | 1588.79                          |
| S           | -                               | -       | -       | -       | -           | -       | 2748.40 | 2732.19 | 2725.56 | 2722.32 | 2723.76 | 2784.26 | 2724.84                          |
| UK          | 216.91                          | 214.68  | 217.56  | 214.47  | 220.35      | 220.35  | 221.56  | 227.10  | 223.68  | 223.49  | 222.70  | 223.32  | 224.30                           |
| <b>4293</b> | <b>Ochsen (Erlöspreise)</b>     |         |         |         |             |         |         |         |         |         |         |         | <b>Steers (unit values)</b>      |
|             | Preise je 100 kg                |         |         |         |             |         |         |         |         |         |         |         | Prices per 100 kg                |
| B           | 13251.7                         | 12974.5 | 12630.8 | 12370.7 | 12300.6     | 12388.0 | 12295.2 | 12030.3 | 11594.8 | 11200.3 | 10981.3 | 10749.1 | 10875.3                          |
| DK          | 2039.14                         | 2027.46 | 2002.17 | 2012.57 | -           | 1881.05 | 1881.05 | -       | -       | -       | -       | -       | 1970.54                          |
| D           | 548.75                          | 541.45  | 547.83  | -       | -           | -       | -       | -       | -       | -       | -       | -       | 517.97                           |
| GR          | -                               | -       | -       | -       | -           | -       | -       | -       | -       | -       | -       | -       | -                                |
| E           | -                               | -       | -       | -       | -           | -       | -       | -       | -       | -       | -       | -       | -                                |
| F           | 2271.16                         | 2238.90 | 2199.68 | 2172.36 | 2182.82     | 2185.09 | 2196.04 | 2195.22 | 2186.74 | 2156.93 | 2117.53 | 2109.71 | 2087.64                          |
| IRL         | 222.03                          | 220.33  | 220.96  | 227.15  | 227.10      | 229.97  | 232.10  | 234.07  | 234.12  | 236.50  | 229.84  | 228.08  | 224.09                           |
| I           | -                               | -       | -       | -       | -           | -       | -       | -       | -       | -       | -       | -       | -                                |
| L           | 13040.1                         | 13210.5 | 13425.1 | 13320.1 | 13348.5     | 13103.2 | 13214.2 | 12997.1 | 12974.4 | 12928.1 | 12803.5 | 13121.8 | 12518.8                          |
| NL          | -                               | -       | -       | -       | -           | -       | -       | -       | -       | -       | -       | -       | -                                |
| A           | -                               | -       | -       | -       | -           | -       | 4162.08 | 4148.07 | 3953.66 | 3990.50 | 3912.05 | 3815.34 | -                                |
| P           | -                               | -       | -       | -       | -           | -       | -       | -       | -       | -       | -       | -       | -                                |
| FIN         | -                               | -       | -       | -       | -           | -       | -       | -       | -       | -       | -       | -       | -                                |
| S           | -                               | -       | -       | -       | -           | -       | 2656.40 | 2632.96 | 2600.03 | 2606.19 | 2596.68 | 2688.33 | 2612.94                          |
| UK          | 217.49                          | 216.52  | 216.80  | 217.85  | 221.02      | 220.20  | 220.94  | 226.00  | 223.48  | 225.31  | 224.75  | 224.96  | 224.40                           |

D: Einschliesslich der fünf neuen Länder  
D: Including the five new Länder  
D: Les cinq nouveaux Länder inclus

# PRIX DE VENTE DES PRODUITS ANIMAUX

*ECU (ohne MwSt / excl. VAT / hors TVA)*

| 1994<br>sep | oct    | nov    | dec    | 1995<br>jan | feb    | mar    | apr    | mai    | jun    | jul    | aug    | sep    |   |
|-------------|--------|--------|--------|-------------|--------|--------|--------|--------|--------|--------|--------|--------|---|
|             |        |        |        |             |        |        |        |        |        |        |        |        | <b>Génisses (O3)</b><br>Prix par 100 kg                       |
| -           | -      | -      | -      | -           | -      | -      | -      | -      | -      | -      | -      | -      | B   |
| 264.52      | 261.86 | 258.20 | 263.14 | 264.95      | 270.54 | 275.46 | 278.97 | 279.77 | 283.10 | 269.13 | 261.52 | 257.50 | DK  |
| 266.37      | 263.00 | 257.59 | 258.14 | 260.37      | 266.13 | 269.45 | 266.92 | 264.74 | 263.29 | 253.46 | 250.28 | 247.90 | D   |
| 390.97      | 388.91 | 387.59 | 409.87 | 397.43      | 374.89 | 392.29 | 380.50 | 381.94 | 390.99 | 381.84 | 390.19 | 387.84 | GR  |
| 306.25      | 304.74 | 304.99 | 301.76 | 306.43      | 321.08 | 305.18 | 303.77 | 295.98 | 245.93 | 243.04 | 264.92 | 266.45 | E   |
| 298.32      | 289.93 | 280.70 | 272.84 | 271.20      | 268.80 | 277.69 | 282.13 | 281.16 | 277.83 | 270.93 | 274.13 | 271.38 | F   |
| 273.10      | 272.21 | 272.66 | 281.71 | 281.62      | 279.68 | 276.29 | 278.85 | 280.43 | 281.41 | 272.88 | 274.54 | 271.21 | IRL   |
| 296.30      | 292.45 | 278.37 | 275.62 | 285.82      | 277.79 | 239.50 | 249.93 | 259.72 | 253.44 | 257.18 | 269.31 | 271.00 | I   |
| 306.28      | 307.93 | 308.38 | 307.56 | 310.66      | 306.62 | 319.31 | 318.68 | 313.55 | 311.35 | 310.29 | 301.30 | 300.90 | L   |
| 271.92      | 262.27 | 254.88 | 255.32 | 255.94      | 261.38 | 269.42 | 267.10 | 260.36 | 258.47 | 247.58 | 227.57 | 232.15 | NL  |
| -           | -      | -      | -      | -           | -      | 296.86 | 274.11 | 282.85 | 282.19 | 274.19 | 261.51 | 268.37 | A   |
| -           | -      | -      | -      | -           | -      | -      | -      | 236.80 | -      | -      | -      | -      | P   |
| -           | -      | -      | -      | -           | -      | 254.88 | 244.64 | 241.09 | 243.98 | 244.78 | 241.45 | 233.31 | FIN   |
| -           | -      | -      | -      | -           | -      | 257.77 | 248.23 | 252.47 | 252.40 | 251.80 | 266.95 | 265.50 | S   |
| 270.12      | 271.05 | 270.92 | 270.96 | 273.78      | 268.04 | 261.72 | 261.06 | 261.99 | 264.95 | 262.75 | 269.70 | 266.40 | UK  |
|             |        |        |        |             |        |        |        |        |        |        |        |        | <b>Jeunes taureaux (valeurs unitaires)</b><br>Prix par 100 kg |
| 312.33      | 306.71 | 305.74 | 307.53 | 312.11      | 319.96 | 316.02 | 315.50 | 309.26 | 302.68 | 299.16 | 300.61 | 304.19 | B   |
| 294.12      | 293.97 | 292.24 | 294.85 | 296.52      | 302.88 | 300.47 | 295.00 | 289.52 | 285.45 | 277.77 | 277.19 | 282.61 | DK  |
| 295.30      | 295.93 | 298.95 | 300.21 | 306.45      | 312.64 | 312.95 | 305.52 | 294.52 | 284.66 | 269.93 | 274.05 | 279.19 | D   |
| 405.94      | 409.16 | 414.89 | 396.51 | 406.64      | 405.66 | 400.92 | 391.21 | 394.44 | 395.68 | 393.07 | 392.98 | 390.60 | GR  |
| 317.22      | 317.03 | 315.38 | 314.21 | 316.38      | 328.71 | 313.69 | 307.16 | 299.32 | 272.90 | 270.28 | 280.40 | 294.07 | E   |
| 317.28      | 314.76 | 315.86 | 314.51 | 321.79      | 322.32 | 315.78 | 307.58 | 297.48 | 284.14 | 279.24 | 288.69 | 301.01 | F   |
| -           | -      | -      | -      | -           | -      | -      | -      | -      | -      | -      | -      | -      | IRL   |
| 332.51      | 333.11 | 331.43 | 331.46 | 330.33      | 324.39 | 297.78 | 292.52 | 315.68 | 310.36 | 307.51 | 315.57 | 317.55 | I   |
| 334.96      | 334.55 | 333.36 | 335.64 | 336.63      | 338.98 | 345.12 | 346.37 | 344.54 | 338.86 | 329.74 | 318.76 | 314.38 | L   |
| 314.90      | 309.35 | 308.86 | 314.45 | 316.35      | 323.17 | 325.05 | 317.77 | 305.99 | 293.91 | 284.37 | 289.41 | 291.72 | NL  |
| -           | -      | -      | -      | -           | -      | 318.72 | 309.60 | 299.58 | 293.77 | 282.91 | 279.52 | 292.54 | A   |
| 352.71      | 351.21 | 360.59 | 360.14 | 359.24      | 360.55 | 359.47 | 354.35 | 343.84 | 317.97 | 302.33 | 292.39 | 302.36 | P   |
| -           | -      | -      | -      | -           | -      | 309.61 | 297.31 | 291.20 | 292.08 | 291.31 | 290.49 | 281.99 | FIN   |
| -           | -      | -      | -      | -           | -      | 286.88 | 277.25 | 282.59 | 281.71 | 282.19 | 295.24 | 296.16 | S   |
| 274.49      | 273.45 | 278.03 | 275.00 | 279.53      | 275.16 | 269.21 | 272.33 | 268.75 | 267.73 | 264.12 | 268.52 | 271.06 | UK  |
|             |        |        |        |             |        |        |        |        |        |        |        |        | <b>Boeufs (valeurs unitaires)</b><br>Prix par 100 kg          |
| 335.99      | 328.97 | 320.70 | 314.82 | 314.09      | 318.34 | 321.51 | 315.83 | 302.86 | 292.44 | 285.92 | 277.49 | 280.57 | B   |
| 269.99      | 270.25 | 267.23 | 268.65 | -           | 252.11 | 253.55 | -      | -      | -      | -      | -      | 269.71 | DK  |
| 286.35      | 282.49 | 286.18 | -      | -           | -      | -      | -      | -      | -      | -      | -      | 274.90 | D   |
| -           | -      | -      | -      | -           | -      | -      | -      | -      | -      | -      | -      | -      | GR  |
| -           | -      | -      | -      | -           | -      | -      | -      | -      | -      | -      | -      | -      | E   |
| 346.48      | 341.24 | 334.68 | 330.00 | 332.08      | 332.36 | 334.64 | 337.58 | 332.27 | 329.53 | 325.79 | 325.57 | 321.26 | F   |
| 277.52      | 277.36 | 278.10 | 286.78 | 284.95      | 285.62 | 281.68 | 284.29 | 287.06 | 289.73 | 280.36 | 280.66 | 276.47 | IRL   |
| -           | -      | -      | -      | -           | -      | -      | -      | -      | -      | -      | -      | -      | I   |
| 330.62      | 334.95 | 340.86 | 338.98 | 340.85      | 336.72 | 345.54 | 341.21 | 338.90 | 337.55 | 333.36 | 338.75 | 322.97 | L   |
| -           | -      | -      | -      | -           | -      | -      | -      | -      | -      | -      | -      | -      | NL  |
| -           | -      | -      | -      | -           | -      | 319.15 | 318.24 | 302.19 | 304.36 | 297.79 | 287.95 | -      | A   |
| -           | -      | -      | -      | -           | -      | -      | -      | -      | -      | -      | -      | -      | P   |
| -           | -      | -      | -      | -           | -      | -      | -      | -      | -      | -      | -      | -      | FIN   |
| -           | -      | -      | -      | -           | -      | 277.28 | 267.18 | 269.58 | 269.69 | 269.02 | 285.07 | 284.00 | S   |
| 275.22      | 275.79 | 277.06 | 279.33 | 280.38      | 274.97 | 268.45 | 271.01 | 268.51 | 269.91 | 266.55 | 270.49 | 271.18 | UK  |

**VERKAUFSPREISE  
TIERISCHER ERZEUGNISSE**

**SELLING PRICES  
OF ANIMAL PRODUCTS**

*Landeswährung / National currency / Monnaie nationale (ohne MwSt / excl. VAT / hors TVA)*

|             | 1994<br>sep                               | oct     | nov     | dec     | 1995<br>jan | feb     | mar     | apr     | mai     | jun     | jul     | aug     | sep                               |
|-------------|---|---------|---------|---------|-------------|---------|---------|---------|---------|---------|---------|---------|-----------------------------------|
| <b>4294</b> | <b>Kühe (Erlöspreise)</b>                 |         |         |         |             |         |         |         |         |         |         |         | <b>Cows (unit values)</b>         |
|             | <b>Preise je 100 kg</b>                   |         |         |         |             |         |         |         |         |         |         |         | <b>Prices per 100 kg</b>          |
| B           | 10868.2                                   | 10679.8 | 10449.7 | 10154.7 | 9688.9      | 10086.4 | 10076.8 | 10264.9 | 10441.3 | 10247.7 | 9984.3  | 10047.4 | 9894.4                            |
| DK          | 1852.16                                   | 1801.29 | 1780.38 | 1794.88 | 1806.72     | 1838.29 | 1865.41 | 1857.31 | 1867.42 | 1890.55 | 1782.18 | 1732.03 | 1707.28                           |
| D           | 478.76                                    | 469.84  | 453.02  | 449.85  | 456.11      | 462.92  | 464.83  | 458.14  | 462.61  | 460.89  | 437.21  | 437.19  | 428.67                            |
| GR          | 77723                                     | 80021   | 78190   | 79217   | 79902       | 80727   | 79917   | 80843   | 79875   | 79798   | 79329   | 79788   | 78732                             |
| E           | 34868                                     | 34470   | 35825   | 35039   | 35486       | 35987   | 36055   | 35399   | 34724   | 33463   | 32970   | 33121   | 34156                             |
| F           | 1946.51                                   | 1887.71 | 1814.50 | 1768.28 | 1772.76     | 1764.82 | 1833.27 | 1856.67 | 1865.57 | 1815.69 | 1756.69 | 1778.43 | 1751.66                           |
| IRL         | 191.67                                    | 186.28  | 183.55  | 188.48  | 188.86      | 187.85  | 190.39  | 194.87  | 198.61  | 200.53  | 186.44  | 189.08  | 188.45                            |
| I           | 463987                                    | 459176  | 455909  | 454940  | 460313      | 460967  | 484073  | 505438  | 508664  | 505193  | 475757  | 460903  | 460903                            |
| L           | 11254.8                                   | 11227.1 | 11183.1 | 11157.9 | 10944.5     | 11108.6 | 11078.6 | 11009.0 | 11038.1 | 11069.9 | 10784.7 | 10569.3 | 10584.3                           |
| NL          | 591.81                                    | 574.84  | 556.47  | 551.46  | 553.58      | 560.37  | 568.09  | 557.01  | 557.78  | 547.43  | 520.35  | 513.09  | 505.17                            |
| A           | -   | -       | -       | -       | -           | -       | 3222.57 | 3194.69 | 3221.03 | 3183.91 | 3153.97 | 3101.18 | 3017.46                           |
| P           | 50642                                     | 51176   | 51778   | 52126   | 51350       | 51061   | 50944   | 49365   | 47890   | 45070   | 42731   | 42561   | 44388                             |
| FIN         | -   | -       | -       | -       | -           | -       | 1462.89 | 1386.65 | 1360.71 | 1370.36 | 1366.80 | 1333.13 | 1294.54                           |
| S           | -   | -       | -       | -       | -           | -       | 2276.58 | 2307.66 | 2287.98 | 2299.98 | 2306.83 | 2388.80 | 2299.50                           |
| UK          | 173.20                                    | 170.95  | 151.62  | 144.75  | 153.16      | 168.09  | 184.21  | 182.34  | 185.63  | 189.95  | 181.11  | 172.44  | 170.42                            |
| <b>4295</b> | <b>Färsen (Erlöspreise)</b>               |         |         |         |             |         |         |         |         |         |         |         | <b>Heifers (unit values)</b>      |
|             | <b>Preise je 100 kg</b>                   |         |         |         |             |         |         |         |         |         |         |         | <b>Prices per 100 kg</b>          |
| B           | 13501.8                                   | 13271.9 | 13048.2 | 12982.2 | 12972.8     | 12594.2 | 12510.0 | 12527.6 | 12665.2 | 12631.6 | 12331.5 | 12237.3 | 12227.6                           |
| DK          | 2043.66                                   | 2018.75 | 1988.25 | 2024.77 | 2035.33     | 2072.86 | 2099.77 | 2088.65 | 2088.07 | 2108.75 | 2009.24 | 1968.24 | 1943.64                           |
| D           | 542.19                                    | 537.10  | 527.12  | 516.86  | 528.21      | 534.13  | 528.07  | 517.14  | 521.65  | 518.92  | 502.44  | 501.34  | 500.31                            |
| GR          | 107718                                    | 108735  | 108034  | 109585  | 109380      | 108533  | 112056  | 107465  | 106580  | 109166  | 111023  | 112367  | 110924                            |
| E           | 52668                                     | 53367   | 53273   | 53189   | 55258       | 56797   | 55075   | 53162   | 50178   | 44874   | 44496   | 46319   | 48017                             |
| F           | 2416.76                                   | 2378.00 | 2342.97 | 2310.45 | 2312.01     | 2303.37 | 2328.05 | 2341.72 | 2354.24 | 2328.83 | 2273.09 | 2273.25 | 2260.28                           |
| IRL         | 220.72                                    | 218.96  | 220.26  | 225.36  | 226.10      | 227.80  | 229.05  | 231.12  | 230.93  | 232.85  | 225.62  | 225.50  | 221.74                            |
| I           | 701175                                    | 705028  | 696249  | 708668  | 721822      | 702661  | 699939  | 717976  | 739279  | 733400  | 719970  | 714658  | 714658                            |
| L           | 13124.8                                   | 13428.6 | 13311.6 | 13072.8 | 13080.4     | 12942.6 | 13136.6 | 13111.3 | 13059.9 | 12992.5 | 12849.5 | 12782.1 | 12634.1                           |
| NL          | 591.94                                    | 578.65  | 560.81  | 563.00  | 555.48      | 556.29  | 569.65  | 560.27  | 550.10  | 553.73  | 521.91  | 495.05  | 499.61                            |
| A           | -   | -       | -       | -       | -           | -       | 4056.37 | 3929.97 | 3850.47 | 3814.84 | 3693.77 | 3670.22 | 3730.71                           |
| P           | 67710                                     | 66526   | 67180   | 67429   | 67429       | 67364   | 67077   | 66277   | 62183   | 59567   | 56629   | 56048   | 57758                             |
| FIN         | -   | -       | -       | -       | -           | -       | 1514.38 | 1447.96 | 1426.14 | 1443.20 | 1452.03 | 1405.53 | 1364.94                           |
| S           | -   | -       | -       | -       | -           | -       | 2493.83 | 2485.98 | 2470.62 | 2487.03 | 2491.71 | 2563.99 | 2488.72                           |
| UK          | 215.88                                    | 215.46  | 215.55  | 214.45  | 316.90      | 216.57  | 216.24  | 219.00  | 219.45  | 223.43  | 223.49  | 226.01  | 223.28                            |
| <b>4296</b> | <b>Ausgewachsene Rinder (Erlöspreise)</b> |         |         |         |             |         |         |         |         |         |         |         | <b>Adult cattle (unit values)</b> |
|             | <b>Preise je 100 kg</b>                   |         |         |         |             |         |         |         |         |         |         |         | <b>Prices per 100 kg</b>          |
| B           | 12018.1                                   | 11804.0 | 11633.5 | 11506.9 | 11372.7     | 11555.1 | 11375.5 | 11383.3 | 11381.4 | 11179.3 | 10974.3 | 11030.4 | 11030.3                           |
| DK          | 2041.50                                   | 2010.60 | 1991.58 | 2010.17 | 2021.35     | 2056.18 | 2057.48 | 2017.62 | 2000.54 | 1995.24 | 1913.77 | 1891.29 | 1898.84                           |
| D           | 535.37                                    | 532.51  | 528.51  | 526.71  | 535.10      | 542.53  | 535.50  | 522.99  | 515.84  | 506.13  | 482.11  | 488.16  | 490.28                            |
| GR          | 111616                                    | 113332  | 114545  | 111118  | 113453      | 113604  | 114086  | 111257  | 111577  | 112163  | 112354  | 112486  | 111968                            |
| E           | 48040                                     | 48165   | 48286   | 48245   | 49698       | 51261   | 50433   | 48896   | 46609   | 42447   | 41891   | 43267   | 45279                             |
| F           | 2094.36                                   | 2054.58 | 2015.48 | 1985.18 | 2001.29     | 1998.17 | 2018.24 | 2007.62 | 2000.46 | 1942.63 | 1890.29 | 1914.56 | 1922.16                           |
| IRL         | 217.13                                    | 214.86  | 215.13  | 220.88  | 221.08      | 223.09  | 224.82  | 226.83  | 227.43  | 229.62  | 221.58  | 220.97  | 217.59                            |
| I           | 620100                                    | 624384  | 624017  | 629470  | 633648      | 631782  | 636329  | 647846  | 663198  | 653925  | 638651  | 632007  | 632007                            |
| L           | 12526.9                                   | 12619.6 | 12591.8 | 12520.0 | 12455.9     | 12436.6 | 12499.1 | 12440.8 | 12432.1 | 12361.7 | 12130.7 | 12007.5 | 11840.5                           |
| NL          | 623.85                                    | 608.85  | 596.85  | 598.00  | 599.29      | 607.17  | 608.12  | 594.29  | 586.26  | 571.70  | 547.57  | 547.60  | 545.06                            |
| A           | -   | -       | -       | -       | -           | -       | 3913.29 | 3816.85 | 3739.14 | 3685.63 | 3579.46 | 3552.80 | 3640.61                           |
| P           | 64689                                     | 64496   | 65726   | 65920   | 65678       | 65614   | 65314   | 64412   | 62094   | 58110   | 55194   | 53750   | 55802                             |
| FIN         | -   | -       | -       | -       | -           | -       | 1640.54 | 1562.56 | 1528.50 | 1539.35 | 1535.52 | 1499.80 | 1459.74                           |
| S           | -   | -       | -       | -       | -           | -       | 2523.77 | 2527.91 | 2514.48 | 2519.85 | 2523.69 | 2594.90 | 2521.12                           |
| UK          | 208.71                                    | 207.53  | 200.38  | 197.88  | 202.85      | 206.30  | 210.73  | 213.61  | 213.06  | 217.83  | 215.85  | 211.68  | 210.60                            |

D: Einschliesslich der fünf neuen Länder

D: Including the five new Länder

D: Les cinq nouveaux Länder inclus

# PRIX DE VENTE DES PRODUITS ANIMAUX

*ECU (ohne MwSt / excl. VAT / hors TVA)*

| 1994<br>sep | oct    | nov    | dec    | 1995<br>jan | feb    | mar    | apr    | mai    | jun    | jul    | aug    | sep    |   |
|-------------|--------|--------|--------|-------------|--------|--------|--------|--------|--------|--------|--------|--------|---|
|             |        |        |        |             |        |        |        |        |        |        |        |        | <b>Vaches (valeurs unitaires)</b><br>Prix par 100 kg      |
| 275.56      | 270.78 | 265.32 | 258.43 | 247.40      | 259.20 | 263.50 | 269.48 | 272.73 | 267.57 | 259.96 | 259.38 | 255.26 | B   |
| 245.23      | 240.11 | 237.63 | 239.59 | 241.20      | 246.38 | 251.44 | 254.62 | 256.42 | 259.75 | 244.95 | 237.11 | 233.67 | DK  |
| 249.83      | 245.13 | 236.66 | 235.36 | 239.90      | 244.92 | 250.88 | 247.33 | 248.66 | 247.19 | 234.07 | 232.04 | 227.50 | D   |
| 266.41      | 272.42 | 265.15 | 268.29 | 270.21      | 271.80 | 265.13 | 267.83 | 264.93 | 264.90 | 261.71 | 263.62 | 259.00 | GR  |
| 219.23      | 216.39 | 224.63 | 217.89 | 215.70      | 219.12 | 213.00 | 212.39 | 213.31 | 206.68 | 204.77 | 206.05 | 211.15 | E   |
| 296.95      | 287.71 | 276.08 | 268.61 | 269.69      | 268.44 | 279.36 | 285.52 | 283.47 | 277.40 | 270.27 | 274.44 | 269.56 | F   |
| 239.57      | 234.50 | 231.01 | 237.96 | 236.97      | 233.31 | 231.06 | 236.68 | 243.52 | 245.66 | 227.41 | 232.67 | 232.50 | IRL   |
| 239.63      | 235.16 | 231.63 | 229.14 | 230.27      | 226.21 | 217.43 | 220.12 | 233.04 | 231.44 | 219.78 | 220.05 | 221.43 | I   |
| 285.36      | 284.66 | 283.94 | 283.96 | 279.46      | 285.47 | 289.69 | 289.02 | 288.32 | 289.03 | 280.80 | 272.85 | 273.06 | L   |
| 275.47      | 267.70 | 259.36 | 257.68 | 259.74      | 264.47 | 273.45 | 268.55 | 267.82 | 262.34 | 248.68 | 243.16 | 239.34 | NL  |
| -           | -      | -      | -      | -           | -      | 247.11 | 245.09 | 246.19 | 242.84 | 240.09 | 234.05 | 227.66 | A   |
| 259.27      | 261.28 | 264.94 | 265.96 | 261.82      | 261.21 | 261.29 | 252.18 | 244.41 | 229.44 | 217.71 | 217.91 | 226.07 | P   |
| -           | -      | -      | -      | -           | -      | 253.51 | 241.92 | 238.49 | 239.52 | 239.38 | 237.64 | 229.76 | FIN   |
| -           | -      | -      | -      | -           | -      | 237.63 | 234.17 | 237.22 | 238.00 | 238.99 | 253.31 | 249.93 | S   |
| 219.18      | 217.75 | 193.76 | 185.60 | 194.29      | 209.90 | 223.82 | 218.66 | 223.04 | 227.55 | 214.79 | 207.34 | 205.94 | UK  |
|             |        |        |        |             |        |        |        |        |        |        |        |        | <b>Génisses (valeurs unitaires)</b><br>Prix par 100 kg    |
| 342.33      | 336.51 | 331.30 | 330.38 | 331.25      | 323.64 | 327.12 | 328.88 | 330.82 | 329.81 | 321.07 | 315.91 | 315.46 | B   |
| 270.59      | 269.09 | 265.37 | 270.27 | 271.73      | 277.82 | 283.03 | 286.33 | 286.72 | 289.73 | 276.16 | 269.45 | 266.02 | DK  |
| 282.93      | 280.22 | 275.36 | 270.42 | 277.83      | 282.60 | 285.02 | 279.18 | 280.40 | 278.31 | 269.00 | 266.09 | 265.52 | D   |
| 369.22      | 370.17 | 366.36 | 371.14 | 369.90      | 365.42 | 371.76 | 356.03 | 353.50 | 362.39 | 366.27 | 371.25 | 364.89 | GR  |
| 331.14      | 335.02 | 334.03 | 330.75 | 335.88      | 345.83 | 325.37 | 318.97 | 308.24 | 277.16 | 276.35 | 288.16 | 296.84 | E   |
| 368.69      | 362.44 | 356.48 | 350.97 | 351.73      | 350.35 | 354.76 | 360.11 | 357.73 | 355.79 | 349.72 | 350.80 | 347.83 | F   |
| 275.87      | 275.64 | 277.22 | 284.52 | 283.70      | 282.93 | 277.98 | 280.71 | 283.15 | 285.26 | 275.21 | 277.49 | 273.57 | IRL   |
| 362.13      | 361.07 | 353.74 | 356.93 | 361.09      | 344.82 | 314.39 | 312.69 | 338.69 | 335.99 | 332.59 | 341.19 | 343.33 | I   |
| 332.77      | 340.48 | 337.98 | 332.69 | 334.00      | 332.60 | 343.51 | 344.21 | 341.13 | 339.23 | 334.56 | 329.98 | 325.95 | L   |
| 275.53      | 269.47 | 261.38 | 263.07 | 260.63      | 262.55 | 274.21 | 270.12 | 264.13 | 265.36 | 249.42 | 234.61 | 236.70 | NL  |
| -           | -      | -      | -      | -           | -      | 311.05 | 301.51 | 294.30 | 290.96 | 281.18 | 277.00 | 281.48 | A   |
| 346.66      | 339.65 | 343.75 | 344.03 | 343.81      | 344.61 | 344.04 | 338.57 | 317.35 | 303.24 | 288.52 | 286.97 | 294.16 | P   |
| -           | -      | -      | -      | -           | -      | 262.43 | 252.62 | 249.96 | 252.25 | 254.31 | 250.55 | 242.26 | FIN   |
| -           | -      | -      | -      | -           | -      | 260.31 | 252.27 | 256.16 | 257.36 | 258.15 | 271.88 | 270.49 | S   |
| 273.18      | 274.44 | 275.46 | 274.97 | 402.01      | 270.44 | 262.74 | 262.62 | 263.67 | 267.66 | 265.06 | 271.75 | 269.82 | UK  |
|             |        |        |        |             |        |        |        |        |        |        |        |        | <b>Gros bovins (valeurs unitaires)</b><br>Prix par 100 kg |
| 304.71      | 299.29 | 295.38 | 292.84 | 290.40      | 296.94 | 297.46 | 298.84 | 297.29 | 291.89 | 285.73 | 284.76 | 284.57 | B   |
| 270.30      | 268.01 | 265.82 | 268.33 | 269.86      | 275.58 | 277.33 | 276.59 | 274.70 | 274.13 | 263.03 | 258.91 | 259.89 | DK  |
| 279.37      | 277.82 | 276.09 | 275.57 | 281.45      | 287.04 | 289.03 | 282.34 | 277.27 | 271.45 | 258.11 | 259.10 | 260.20 | D   |
| 382.59      | 385.82 | 388.44 | 376.33 | 383.68      | 382.49 | 378.49 | 368.60 | 370.08 | 372.34 | 370.66 | 371.65 | 368.33 | GR  |
| 302.05      | 302.36 | 302.76 | 300.01 | 302.08      | 312.12 | 297.95 | 293.38 | 286.31 | 262.17 | 260.17 | 269.17 | 279.92 | E   |
| 319.51      | 313.15 | 306.66 | 301.56 | 304.46      | 303.93 | 307.55 | 308.73 | 303.97 | 296.79 | 290.83 | 295.45 | 295.80 | F   |
| 271.39      | 270.48 | 270.76 | 278.86 | 277.40      | 277.08 | 272.85 | 275.50 | 278.86 | 281.30 | 270.28 | 271.91 | 268.45 | IRL   |
| 320.26      | 319.77 | 317.04 | 317.04 | 316.98      | 310.04 | 285.82 | 282.14 | 303.83 | 299.58 | 295.03 | 301.73 | 303.63 | I   |
| 317.61      | 319.97 | 319.71 | 318.62 | 318.05      | 319.60 | 326.84 | 326.60 | 324.73 | 322.76 | 315.84 | 309.98 | 305.47 | L   |
| 290.39      | 283.54 | 278.18 | 279.42 | 281.19      | 286.56 | 292.72 | 286.52 | 281.50 | 273.97 | 261.69 | 259.52 | 258.23 | NL  |
| -           | -      | -      | -      | -           | -      | 300.07 | 292.83 | 285.79 | 281.10 | 272.48 | 268.14 | 274.68 | A   |
| 331.19      | 329.29 | 336.31 | 336.33 | 334.88      | 335.66 | 335.00 | 329.04 | 316.90 | 295.82 | 281.21 | 275.20 | 284.20 | P   |
| -           | -      | -      | -      | -           | -      | 284.29 | 272.61 | 267.90 | 269.05 | 268.93 | 267.36 | 259.08 | FIN   |
| -           | -      | -      | -      | -           | -      | 263.44 | 256.52 | 260.71 | 260.75 | 261.46 | 275.16 | 274.02 | S   |
| 264.11      | 264.34 | 256.07 | 253.73 | 257.33      | 257.61 | 256.05 | 256.16 | 255.99 | 260.95 | 255.99 | 254.52 | 254.50 | UK  |

**VERKAUFSPREISE  
TIERISCHER ERZEUGNISSE**

**SELLING PRICES  
OF ANIMAL PRODUCTS**

*Landeswahrung / National currency / Monnaie nationale (ohne MwSt / excl. VAT / hors TVA)*

|             | 1994<br>sep                                   | oct     | nov     | dec     | 1995<br>jan | feb     | mar     | apr     | mai     | jun     | jul     | aug     | sep                                |
|-------------|---|---------|---------|---------|-------------|---------|---------|---------|---------|---------|---------|---------|------------------------------------|
| <b>4412</b> | <b>Schweine (leicht)</b>                      |         |         |         |             |         |         |         |         |         |         |         | <b>Pigs (light)</b>                |
|             | Preise je 100 kg Lebendgewicht                |         |         |         |             |         |         |         |         |         |         |         | Prices per 100 kg live weight      |
| B           | 4825.0  | 4755.0  | 4606.0  | 4456.0  | 4625.0      | 5000.0  | 4863.0  | 4619.0  | 4615.0  | 4825.0  | 4630.0  | 5100.0  | 5138.0                             |
| DK          | 667.00  | 674.00  | 688.00  | 672.00  | 654.00      | 698.00  | 744.00  | 716.00  | 700.00  | 706.00  | 681.00  | 683.00  | 700.00                             |
| D           | -   | -       | -       | -       | -           | -       | -       | -       | -       | -       | -       | -       | -                                  |
| GR          | 44136   | 43633   | 43232   | 43701   | 44543       | 43695   | 43780   | 44658   | 44883   | 44978   | 45850   | 46629   | 47837                              |
| E           | 16954   | 15211   | 15246   | 16676   | 17328       | 17734   | 18262   | 17783   | 19054   | 19484   | 18640   | 18146   | 17285                              |
| F           | -   | -       | -       | -       | -           | -       | -       | -       | -       | -       | -       | -       | -                                  |
| IRL         | -   | -       | -       | -       | -           | -       | -       | -       | -       | -       | -       | -       | -                                  |
| I           | 282856  | 296505  | 278724  | 259609  | 254211      | 272512  | 311041  | 327856  | 327083  | 323605  | 333889  | 330644  | 340788                             |
| L           | 4841.5  | 4722.1  | 4712.0  | 4655.0  | 4718.2      | 4971.7  | 4924.9  | 4677.7  | 4591.1  | 4722.9  | 4685.5  | 4764.2  | 5169.1                             |
| NL          | -   | -       | -       | -       | -           | -       | -       | -       | -       | -       | -       | -       | -                                  |
| A           | 2105.00                                       | 2040.00 | 1992.00 | 1927.00 | 1683.00     | 1670.00 | 1658.00 | 1626.00 | 1532.00 | 1561.00 | 1574.00 | -       | -                                  |
| P           | -   | -       | -       | -       | -           | -       | -       | -       | -       | -       | -       | -       | -                                  |
| FIN         | -   | -       | -       | -       | -           | -       | -       | -       | -       | -       | -       | -       | -                                  |
| S           | -   | -       | -       | -       | -           | -       | -       | -       | -       | -       | -       | -       | -                                  |
| UK          | 76.11   | 76.67   | 79.14   | 83.70   | 81.83       | 86.75   | 83.31   | 92.28   | 94.14   | 94.38   | 87.66   | 88.89   | 99.71                              |
| <b>4421</b> | <b>Schweine (Schlachtkorper) – Klasse II</b> |         |         |         |             |         |         |         |         |         |         |         | <b>Pigs (carcasses) – grade II</b> |
|             | Preise je 100 kg                              |         |         |         |             |         |         |         |         |         |         |         | Prices per 100 kg                  |
| B           | 5413.0  | 5338.0  | 5194.0  | 5020.0  | 5150.0      | 5500.0  | 5390.0  | 5175.0  | 5175.0  | 5425.0  | 5192.0  | 5645.0  | 5781.0                             |
| DK          | 892.00  | 898.00  | 921.00  | 891.00  | 865.00      | 926.00  | 988.00  | 947.00  | 918.00  | 928.00  | 913.00  | 918.00  | 946.00                             |
| D           | 228.00  | 218.00  | 209.00  | 207.00  | 216.00      | 235.00  | 232.00  | 217.00  | 220.00  | 227.00  | 219.00  | 241.00  | 244.00                             |
| GR          | 46481   | 45278   | 42969   | 43797   | 43427       | 44690   | 45244   | 45580   | 45620   | 46743   | 48446   | 49632   | 50869                              |
| E           | 24400   | 21721   | 21843   | 23217   | 24859       | 26425   | 26515   | 25749   | 27980   | 28892   | 27542   | 26496   | 25065                              |
| F           | -   | -       | -       | -       | -           | -       | -       | -       | -       | -       | -       | -       | -                                  |
| IRL         | -   | -       | -       | -       | -           | -       | -       | -       | -       | -       | -       | -       | -                                  |
| I           | 307986  | 328098  | 326569  | 319389  | 308624      | 307850  | 313292  | 318439  | 313854  | 307126  | 313225  | 333258  | 357601                             |
| L           | 5679.0  | 5503.0  | 5485.0  | 5402.0  | 5444.0      | 5733.0  | 5717.0  | 5496.0  | 5401.0  | 5556.0  | 5536.0  | 5612.0  | 6091.0                             |
| NL          | -   | -       | -       | -       | -           | -       | -       | -       | -       | -       | -       | -       | -                                  |
| A           | 2289.00                                       | 2125.00 | 2081.00 | 1831.00 | 1548.00     | 1596.00 | 1594.00 | 1522.00 | 1470.00 | 1588.00 | 1596.00 | -       | -                                  |
| P           | 29590   | 25792   | 25734   | 26428   | 27500       | 27779   | 27751   | 27005   | 30376   | 31689   | 31190   | 31251   | 29324                              |
| FIN         | -   | -       | -       | -       | -           | -       | -       | -       | -       | -       | -       | -       | -                                  |
| S           | -   | -       | -       | -       | 808.00      | 882.00  | 914.00  | 903.00  | 814.00  | 806.00  | 798.00  | 815.00  | 848.00                             |
| UK          | 85.83   | 84.43   | 84.66   | 86.89   | 88.64       | 93.12   | 100.14  | 99.58   | 103.75  | 107.37  | 100.48  | 99.33   | 107.16                             |
| <b>4425</b> | <b>Schweine (Schlachtkorper) – Klasse I</b>  |         |         |         |             |         |         |         |         |         |         |         | <b>Pigs (carcasses) – grade I</b>  |
|             | Preise je 100 kg                              |         |         |         |             |         |         |         |         |         |         |         | Prices per 100 kg                  |
| B           | 5900.0  | 5850.0  | 5700.0  | 5510.0  | 5613.0      | 5900.0  | 5780.0  | 5575.0  | 5530.0  | 5713.0  | 5525.0  | 6000.0  | 6163.0                             |
| DK          | 940.00  | 946.00  | 969.00  | 940.00  | 914.00      | 974.00  | 1036.00 | 996.00  | 967.00  | 977.00  | 1007.00 | 1011.00 | 1039.00                            |
| D           | 263.00  | 252.00  | 244.00  | 241.00  | 250.00      | 269.00  | 267.00  | 251.00  | 255.00  | 262.00  | 253.00  | 275.00  | 278.00                             |
| GR          | -   | -       | -       | -       | -           | -       | -       | -       | -       | -       | -       | -       | -                                  |
| E           | -   | -       | -       | -       | -           | -       | -       | -       | -       | -       | -       | -       | -                                  |
| F           | 887.00  | 852.00  | 849.00  | 821.00  | -           | -       | -       | -       | -       | -       | -       | -       | -                                  |
| IRL         | -   | -       | -       | -       | -           | -       | -       | -       | -       | -       | -       | -       | -                                  |
| I           | -   | -       | -       | -       | -           | -       | -       | -       | -       | -       | -       | -       | -                                  |
| L           | 6047.0  | 5888.0  | 5884.0  | 5776.0  | 5857.0      | 6171.0  | 6130.0  | 5860.0  | 5711.0  | 5890.0  | 5842.0  | 5913.0  | 6412.0                             |
| NL          | -   | -       | -       | -       | -           | -       | -       | -       | -       | -       | -       | -       | -                                  |
| A           | 2445.00                                       | 2312.00 | 2239.00 | 2030.00 | 1712.00     | 1770.00 | 1776.00 | 1696.00 | 1638.00 | 1783.00 | 1789.00 | -       | -                                  |
| P           | 30858   | 27177   | 27102   | 27819   | 28890       | 29172   | 29202   | 28488   | 31776   | 33119   | 32637   | 32658   | 30771                              |
| FIN         | -   | -       | -       | -       | -           | -       | -       | -       | -       | -       | -       | -       | -                                  |
| S           | -   | -       | -       | -       | 1282.00     | 1334.00 | 1365.00 | 1354.00 | 1304.00 | 1297.00 | 1282.00 | 1305.00 | 1293.00                            |
| UK          | 96.65   | 96.64   | 96.66   | 98.90   | 99.85       | 105.09  | 111.99  | 112.73  | 115.18  | 118.49  | 113.87  | 113.34  | 119.70                             |

D: Einschliesslich der funf neuen Lander  
D: Including the five new Lander  
D: Les cinq nouveaux Lander inclus



## PRIX DE VENTE DES PRODUITS ANIMAUX

*ECU (ohne MwSt / excl. VAT / hors TVA)*

| 1994<br>sep | oct    | nov    | dec    | 1995<br>jan | feb    | mar    | apr    | mai    | jun    | jul    | aug    | sep    |                                      |
|-------------|--------|--------|--------|-------------|--------|--------|--------|--------|--------|--------|--------|--------|--------------------------------------|
|             |        |        |        |             |        |        |        |        |        |        |        |        | <b>Porcs (légers)</b>                |
|             |        |        |        |             |        |        |        |        |        |        |        |        | Prix par 100 kg de poids vif         |
| 122.33      | 120.56 | 116.95 | 113.40 | 118.10      | 128.49 | 127.16 | 121.26 | 120.55 | 125.98 | 120.55 | 131.66 | 132.55 | B                                    |
| 88.31       | 89.84  | 91.83  | 89.70  | 87.31       | 93.55  | 100.28 | 98.16  | 96.12  | 97.00  | 93.60  | 93.50  | 95.81  | DK                                   |
| -           | -      | -      | -      | -           | -      | -      | -      | -      | -      | -      | -      | -      | D                                    |
| 151.28      | 148.54 | 146.60 | 148.01 | 150.64      | 147.12 | 145.24 | 147.95 | 148.87 | 149.31 | 151.26 | 154.06 | 157.36 | GR                                   |
| 106.60      | 95.49  | 95.59  | 103.70 | 105.33      | 107.98 | 107.89 | 106.70 | 117.05 | 120.34 | 115.77 | 112.89 | 106.86 | E                                    |
| -           | -      | -      | -      | -           | -      | -      | -      | -      | -      | -      | -      | -      | F                                    |
| -           | -      | -      | -      | -           | -      | -      | -      | -      | -      | -      | -      | -      | IRL                                  |
| 146.08      | 151.85 | 141.61 | 130.76 | 127.17      | 133.73 | 139.71 | 142.78 | 149.85 | 148.25 | 154.24 | 157.86 | 163.72 | I                                    |
| 122.75      | 119.73 | 119.64 | 118.47 | 120.48      | 127.76 | 128.78 | 122.80 | 119.92 | 123.31 | 121.99 | 122.99 | 133.36 | L                                    |
| -           | -      | -      | -      | -           | -      | -      | -      | -      | -      | -      | -      | -      | NL                                   |
| 156.08      | 151.22 | 147.83 | 143.25 | 125.81      | 125.55 | 127.14 | 124.75 | 117.09 | 119.06 | 119.82 | -      | -      | A                                    |
| -           | -      | -      | -      | -           | -      | -      | -      | -      | -      | -      | -      | -      | P                                    |
| -           | -      | -      | -      | -           | -      | -      | -      | -      | -      | -      | -      | -      | FIN                                  |
| -           | -      | -      | -      | -           | -      | -      | -      | -      | -      | -      | -      | -      | S                                    |
| 96.31       | 97.66  | 101.14 | 107.32 | 103.81      | 108.33 | 113.38 | 110.66 | 113.11 | 113.06 | 103.96 | 106.88 | 120.49 | UK                                   |
|             |        |        |        |             |        |        |        |        |        |        |        |        | <b>Porcs (carcasses) – classe II</b> |
|             |        |        |        |             |        |        |        |        |        |        |        |        | Prix par 100 kg                      |
| 137.24      | 135.34 | 131.88 | 127.75 | 131.50      | 141.34 | 140.94 | 135.86 | 135.17 | 141.65 | 135.18 | 145.73 | 149.14 | B                                    |
| 118.10      | 119.70 | 122.93 | 118.93 | 115.48      | 124.11 | 133.17 | 129.82 | 126.05 | 127.50 | 125.49 | 125.67 | 129.48 | DK                                   |
| 118.97      | 113.74 | 109.18 | 108.30 | 113.61      | 124.33 | 125.22 | 117.15 | 118.25 | 121.75 | 117.25 | 127.91 | 129.50 | D                                    |
| 159.32      | 154.14 | 145.71 | 148.33 | 146.86      | 150.47 | 150.10 | 151.01 | 151.31 | 155.17 | 159.83 | 163.98 | 167.34 | GR                                   |
| 153.41      | 136.36 | 136.96 | 144.37 | 151.10      | 160.90 | 156.64 | 154.49 | 171.88 | 178.45 | 171.05 | 164.84 | 154.95 | E                                    |
| -           | -      | -      | -      | -           | -      | -      | -      | -      | -      | -      | -      | -      | F                                    |
| -           | -      | -      | -      | -           | -      | -      | -      | -      | -      | -      | -      | -      | IRL                                  |
| 159.06      | 168.03 | 165.92 | 160.86 | 154.39      | 151.07 | 140.72 | 138.68 | 143.79 | 140.70 | 144.70 | 159.10 | 171.80 | I                                    |
| 143.99      | 139.53 | 139.26 | 137.48 | 139.01      | 147.33 | 149.49 | 144.28 | 141.08 | 145.07 | 144.14 | 144.88 | 157.14 | L                                    |
| -           | -      | -      | -      | -           | -      | -      | -      | -      | -      | -      | -      | -      | NL                                   |
| 169.72      | 157.52 | 154.43 | 136.11 | 115.72      | 119.98 | 122.23 | 116.77 | 112.36 | 121.12 | 121.49 | -      | -      | A                                    |
| 151.49      | 131.68 | 131.68 | 134.84 | 140.22      | 142.11 | 142.34 | 137.95 | 155.02 | 161.32 | 158.91 | 160.01 | 149.35 | P                                    |
| -           | -      | -      | -      | -           | -      | -      | -      | -      | -      | -      | -      | -      | FIN                                  |
| -           | -      | -      | -      | 87.18       | 94.85  | 95.40  | 91.63  | 84.40  | 83.41  | 82.67  | 86.42  | 92.17  | S                                    |
| 108.61      | 107.54 | 108.19 | 111.41 | 112.45      | 116.28 | 121.67 | 119.41 | 124.66 | 128.63 | 119.17 | 119.43 | 129.50 | UK                                   |
|             |        |        |        |             |        |        |        |        |        |        |        |        | <b>Porcs (carcasses) – classe I</b>  |
|             |        |        |        |             |        |        |        |        |        |        |        |        | Prix par 100 kg                      |
| 149.59      | 148.33 | 144.72 | 140.22 | 143.33      | 151.62 | 151.14 | 146.36 | 144.45 | 149.17 | 143.85 | 154.89 | 159.00 | B                                    |
| 124.46      | 126.10 | 129.33 | 125.47 | 122.02      | 130.54 | 139.64 | 136.54 | 132.78 | 134.23 | 138.40 | 138.40 | 142.21 | DK                                   |
| 137.24      | 131.47 | 127.46 | 126.09 | 131.49      | 142.32 | 144.11 | 135.51 | 137.07 | 140.52 | 135.45 | 145.96 | 147.54 | D                                    |
| -           | -      | -      | -      | -           | -      | -      | -      | -      | -      | -      | -      | -      | GR                                   |
| -           | -      | -      | -      | -           | -      | -      | -      | -      | -      | -      | -      | -      | E                                    |
| 135.32      | 129.86 | 129.18 | 124.72 | -           | -      | -      | -      | -      | -      | -      | -      | -      | F                                    |
| -           | -      | -      | -      | -           | -      | -      | -      | -      | -      | -      | -      | -      | IRL                                  |
| -           | -      | -      | -      | -           | -      | -      | -      | -      | -      | -      | -      | -      | I                                    |
| 153.32      | 149.29 | 149.40 | 146.99 | 149.56      | 158.58 | 160.29 | 153.84 | 149.17 | 153.79 | 152.11 | 152.65 | 165.42 | L                                    |
| -           | -      | -      | -      | -           | -      | -      | -      | -      | -      | -      | -      | -      | NL                                   |
| 181.29      | 171.38 | 166.16 | 150.91 | 127.98      | 133.06 | 136.18 | 130.12 | 125.20 | 135.99 | 136.18 | -      | -      | A                                    |
| 157.98      | 138.75 | 138.68 | 141.94 | 147.30      | 149.23 | 149.78 | 145.53 | 162.17 | 168.60 | 166.28 | 167.21 | 156.72 | P                                    |
| -           | -      | -      | -      | -           | -      | -      | -      | -      | -      | -      | -      | -      | FIN                                  |
| -           | -      | -      | -      | 138.33      | 143.45 | 142.48 | 137.40 | 135.20 | 134.21 | 132.82 | 138.38 | 140.53 | S                                    |
| 122.31      | 123.09 | 123.53 | 126.81 | 126.67      | 131.23 | 136.07 | 135.18 | 138.39 | 141.95 | 135.05 | 136.28 | 144.65 | UK                                   |

**VERKAUFSPREISE  
TIERISCHER ERZEUGNISSE**

**SELLING PRICES  
OF ANIMAL PRODUCTS**

*Landeswährung / National currency / Monnaie nationale (ohne MwSt / excl. VAT / hors TVA)*

|             | 1994<br>sep                                       | oct     | nov     | dec     | 1995<br>jan | feb     | mar     | apr     | mai     | jun     | jul     | aug     | sep                                     |
|-------------|---|---------|---------|---------|-------------|---------|---------|---------|---------|---------|---------|---------|---|
| <b>4440</b> | <b>Ferkel</b>                                     |         |         |         |             |         |         |         |         |         |         |         | <b>Piglets</b>                          |
|             | Preise je 100 kg Lebendgewicht                    |         |         |         |             |         |         |         |         |         |         |         | Prices per 100 kg live weight           |
| B           | 6675.0  | 6375.0  | 6063.0  | 6275.0  | 7594.0      | 9250.0  | 9050.0  | 8125.0  | 7188.0  | 6850.0  | 6188.0  | 6900.0  | 7125.0                                  |
| DK          | 1389.00   | 1406.00 | 1449.00 | 1459.00 | 1438.00     | 1565.00 | 1682.00 | 1609.00 | 1546.00 | 1555.00 | 1488.00 | 1498.00 | 1600.00                                 |
| D           | 322.11  | 318.95  | 316.05  | 330.00  | 356.32      | 411.58  | 423.16  | 417.89  | 389.47  | 369.74  | 336.84  | 321.32  | 345.53                                  |
| GR          | 57617   | 56961   | 56437   | 57051   | 58150       | 57042   | 57152   | 58299   | 58593   | 58717   | 59854   | 60873   | 62450                                   |
| E           | 24049   | 25382   | 26795   | 28664   | 32392       | 39301   | 35848   | 35009   | 27819   | 26550   | 23382   | 22952   | 21760                                   |
| F           | 1107.00   | 1097.00 | 1095.00 | 1096.00 | -           | -       | -       | -       | -       | -       | -       | -       | -                                       |
| IRL         | 101.46  | 93.66   | 78.05   | 90.73   | 93.66       | 107.32  | 120.98  | 136.59  | 123.90  | 129.76  | 119.02  | 121.95  | 114.15                                  |
| I           | 433717  | 452367  | 464133  | 462083  | 484333      | 551700  | 606250  | 623333  | 607200  | 569783  | 556833  | 519178  | 511000                                  |
| L           | 9039.0  | 9555.8  | 9581.3  | 9530.3  | 9165.0      | 9412.5  | 9412.5  | 9313.5  | 9115.5  | 9908.3  | 10155.8 | 10404.0 | 11097.0                                 |
| NL          | 271.00  | 292.00  | 321.00  | 339.00  | 374.00      | 479.00  | 441.00  | 424.00  | 352.00  | 323.00  | 275.00  | 293.00  | 290.00                                  |
| A           | 2845.00   | 2675.00 | 2664.00 | 2687.00 | 2618.00     | 2941.00 | 3227.00 | 3127.00 | 2731.00 | 2458.00 | 2456.00 | -       | -                                       |
| P           | 47376   | 42974   | 40504   | 38659   | 42099       | 40055   | 42085   | 47689   | 47656   | 48583   | 50996   | 50194   | 48320                                   |
| FIN         | -   | -       | -       | -       | -           | -       | -       | -       | -       | -       | -       | -       | -                                       |
| S           | 2170.00   | 2013.00 | 1950.00 | 1908.00 | 1827.00     | 1864.00 | 1904.00 | 1950.00 | 1903.00 | 1852.00 | 1888.00 | 2019.00 | 1928.00                                 |
| UK          | 115.51  | 114.81  | 117.03  | 105.73  | 123.89      | 126.27  | 143.03  | 124.65  | 130.16  | 136.43  | 127.62  | 132.75  | 128.59                                  |
| <b>4821</b> | <b>Jungmasthähnchen (lebend – 1. Wahl)</b>        |         |         |         |             |         |         |         |         |         |         |         | <b>Chickens (live – 1st choice)</b>     |
|             | Preise je 100 kg Lebendgewicht                    |         |         |         |             |         |         |         |         |         |         |         | Prices per 100 kg live weight           |
| B           | 3475.0  | 2950.0  | 2540.0  | 2300.0  | 2738.0      | 2838.0  | 2620.0  | 2250.0  | 2290.0  | 3225.0  | 3150.0  | 3620.0  | 3550.0                                  |
| DK          | 469.00  | 469.00  | 469.00  | 469.00  | 494.00      | 494.00  | 481.00  | 479.00  | 459.00  | 459.00  | 459.00  | 459.00  | 459.00                                  |
| D           | 152.00  | 151.00  | 150.00  | 150.00  | 149.00      | 148.00  | 147.00  | 145.00  | 144.00  | 143.00  | 141.00  | 141.00  | 139.00                                  |
| GR          | 35018   | 35378   | 35192   | 35843   | 35740       | 35512   | 35449   | 35514   | 35463   | 35645   | 35715   | 36121   | 36257                                   |
| E           | 15829   | 12209   | 11542   | 12137   | 9223        | 10647   | 13023   | 11601   | 10822   | 11362   | 11552   | 14435   | 13772                                   |
| F           | 462.00  | 462.00  | 458.00  | 457.00  | -           | -       | -       | -       | -       | -       | -       | -       | -                                       |
| IRL         | 63.84   | 62.18   | 62.34   | 62.42   | 62.24       | 62.70   | 62.70   | 62.54   | 62.69   | 62.69   | 62.71   | 62.51   | 62.51                                   |
| I           | 221935  | 212158  | 210621  | 179898  | 143953      | 151815  | 158227  | 173871  | 160007  | 163213  | 178748  | 205046  | 194824                                  |
| L           | -   | -       | -       | -       | -           | -       | -       | -       | -       | -       | -       | -       | -                                       |
| NL          | 160.00  | 160.00  | 160.00  | 157.00  | 153.00      | 153.00  | 149.00  | 146.00  | 143.00  | 141.00  | 139.00  | 139.00  | 142.00                                  |
| A           | 1817.00   | 1817.00 | 1817.00 | 1817.00 | 1208.00     | 1208.00 | 1175.00 | 1142.00 | 1133.00 | 1135.00 | 1133.00 | -       | -                                       |
| P           | 14079   | 10500   | 8439    | 9530    | 11470       | 15921   | 17921   | 16579   | 14750   | 11951   | 14305   | 20000   | 16945                                   |
| FIN         | -   | -       | -       | -       | -           | -       | -       | -       | -       | -       | -       | -       | -                                       |
| S           | 796.00  | 797.00  | 789.00  | 797.00  | 778.00      | 772.00  | 771.00  | 771.00  | 772.00  | 772.00  | 772.00  | 774.00  | 776.00                                  |
| UK          | -   | -       | -       | -       | -           | -       | -       | -       | -       | -       | -       | -       | -                                       |
| <b>4871</b> | <b>Jungmasthähnchen (Klasse A – geschlachtet)</b> |         |         |         |             |         |         |         |         |         |         |         | <b>Chickens (class A – slaughtered)</b> |
|             | Preise je 100 kg Schlachtgewicht                  |         |         |         |             |         |         |         |         |         |         |         | Prices per 100 kg dead weight           |
| B           | -   | -       | -       | -       | -           | -       | -       | -       | -       | -       | -       | -       | -                                       |
| DK          | -   | -       | -       | -       | -           | -       | -       | -       | -       | -       | -       | -       | -                                       |
| D           | 287.00  | 287.00  | 284.00  | 282.00  | 274.00      | 277.00  | 269.00  | 267.00  | 263.00  | 260.00  | 258.00  | 258.00  | 255.00                                  |
| GR          | -   | -       | -       | -       | -           | -       | -       | -       | -       | -       | -       | -       | -                                       |
| E           | 21675   | 16352   | 15488   | 16393   | 12531       | 14452   | 15885   | 15885   | 14752   | 16605   | 15755   | 20305   | 18855                                   |
| F           | 860.00  | 795.00  | 768.00  | 738.00  | -           | -       | -       | -       | -       | -       | -       | -       | -                                       |
| IRL         | -   | -       | -       | -       | -           | -       | -       | -       | -       | -       | -       | -       | -                                       |
| I           | 329667  | 316233  | 315000  | 276467  | 230000      | 239167  | 244500  | 271667  | 263712  | 255888  | 263733  | 286733  | 296333                                  |
| L           | -   | -       | -       | -       | -           | -       | -       | -       | -       | -       | -       | -       | -                                       |
| NL          | -   | -       | -       | -       | -           | -       | -       | -       | -       | -       | -       | -       | -                                       |
| A           | 2582.00   | 2582.00 | 2582.00 | 2582.00 | 2326.00     | 2292.00 | 2246.00 | 2251.00 | 2181.00 | 2501.00 | 2528.00 | -       | -                                       |
| P           | -   | -       | -       | -       | -           | -       | -       | -       | -       | -       | -       | -       | -                                       |
| FIN         | -   | -       | -       | -       | -           | -       | -       | -       | -       | -       | -       | -       | -                                       |
| S           | -   | -       | -       | -       | 1706.00     | 1659.00 | 1645.00 | 1646.00 | 1637.00 | 1639.00 | 1656.00 | 1659.00 | 1642.00                                 |
| UK          | 93.92   | 93.92   | 91.87   | 88.18   | 119.60      | 116.36  | 116.01  | 116.95  | 116.98  | 116.70  | 118.18  | 118.76  | 119.04                                  |

D: Einschliesslich der fünf neuen Länder  
D: Including the five new Länder  
D: Les cinq nouveaux Länder inclus

## PRIX DE VENTE DES PRODUITS ANIMAUX

*ECU (ohne MwSt / excl. VAT / hors TVA)*

| 1994<br>sep | oct    | nov    | dec    | 1995<br>jan | feb    | mar    | apr    | mai    | jun    | jul    | aug    | sep    |                                      |
|-------------|--------|--------|--------|-------------|--------|--------|--------|--------|--------|--------|--------|--------|--------------------------------------|
|             |        |        |        |             |        |        |        |        |        |        |        |        | <b>Porcelets</b>                     |
|             |        |        |        |             |        |        |        |        |        |        |        |        | Prix par 100 kg de poids vif         |
| 169.24      | 161.64 | 153.94 | 159.69 | 193.91      | 237.71 | 236.65 | 213.30 | 187.75 | 178.85 | 161.11 | 178.13 | 183.82 | B                                    |
| 183.91      | 187.42 | 193.40 | 194.75 | 191.98      | 209.75 | 226.72 | 220.58 | 212.29 | 213.65 | 204.51 | 205.07 | 218.99 | DK                                   |
| 168.08      | 166.40 | 165.10 | 172.65 | 187.42      | 217.76 | 228.39 | 225.60 | 209.35 | 198.30 | 180.34 | 170.54 | 183.38 | D                                    |
| 197.49      | 193.91 | 191.38 | 193.22 | 196.65      | 192.05 | 189.61 | 193.15 | 194.34 | 194.92 | 197.46 | 201.12 | 205.44 | GR                                   |
| 151.21      | 159.34 | 168.01 | 178.24 | 196.89      | 239.30 | 211.78 | 210.05 | 170.89 | 163.98 | 145.22 | 142.79 | 134.52 | E                                    |
| 168.88      | 167.20 | 166.61 | 166.49 | -           | -      | -      | -      | -      | -      | -      | -      | -      | F                                    |
| 126.81      | 117.91 | 98.23  | 114.55 | 117.52      | 133.29 | 146.83 | 165.90 | 151.92 | 158.96 | 145.18 | 150.06 | 140.83 | IRL                                  |
| 224.00      | 231.67 | 235.81 | 232.73 | 242.29      | 270.74 | 272.31 | 271.47 | 278.18 | 261.04 | 257.23 | 247.87 | 245.49 | I                                    |
| 229.18      | 242.29 | 243.27 | 242.54 | 234.02      | 241.88 | 246.13 | 244.50 | 238.10 | 258.70 | 264.42 | 268.58 | 286.29 | L                                    |
| 126.14      | 135.98 | 149.61 | 158.40 | 175.48      | 226.07 | 212.28 | 204.42 | 169.02 | 154.79 | 131.42 | 138.86 | 137.39 | NL                                   |
| 210.94      | 198.29 | 197.70 | 199.75 | 195.71      | 221.10 | 247.45 | 239.90 | 208.74 | 187.47 | 186.96 | -      | -      | A                                    |
| 242.55      | 219.41 | 207.25 | 197.24 | 214.65      | 204.91 | 215.85 | 243.61 | 243.21 | 247.32 | 259.82 | 257.00 | 246.09 | P                                    |
| -           | -      | -      | -      | -           | -      | -      | -      | -      | -      | -      | -      | -      | FIN                                  |
| 233.20      | 219.95 | 213.28 | 208.83 | 197.13      | 200.45 | 198.74 | 197.88 | 197.31 | 191.65 | 195.60 | 214.09 | 209.55 | S                                    |
| 146.17      | 146.24 | 149.56 | 135.57 | 157.16      | 157.68 | 173.79 | 149.48 | 156.39 | 163.44 | 151.36 | 159.62 | 155.39 | UK                                   |
|             |        |        |        |             |        |        |        |        |        |        |        |        | <b>Poulets (vivants – 1er choix)</b> |
|             |        |        |        |             |        |        |        |        |        |        |        |        | Prix par 100 kg de poids vif         |
| 88.11       | 74.80  | 64.49  | 58.53  | 69.91       | 72.93  | 68.51  | 59.07  | 59.82  | 84.20  | 82.02  | 93.45  | 91.59  | B                                    |
| 62.10       | 62.52  | 62.60  | 62.60  | 65.95       | 66.21  | 64.83  | 65.67  | 63.03  | 63.06  | 63.09  | 62.84  | 62.82  | DK                                   |
| 79.32       | 78.78  | 78.36  | 78.48  | 78.37       | 78.30  | 79.34  | 78.28  | 77.40  | 76.70  | 75.49  | 74.84  | 73.77  | D                                    |
| 120.03      | 120.44 | 119.34 | 121.39 | 120.87      | 119.56 | 117.61 | 117.66 | 117.62 | 118.33 | 117.83 | 119.34 | 119.27 | GR                                   |
| 99.52       | 76.64  | 72.37  | 75.47  | 56.06       | 64.83  | 76.94  | 69.61  | 66.48  | 70.18  | 71.75  | 89.80  | 85.14  | E                                    |
| 70.48       | 70.42  | 69.69  | 69.42  | -           | -      | -      | -      | -      | -      | -      | -      | -      | F                                    |
| 79.79       | 78.28  | 78.46  | 78.81  | 78.10       | 77.88  | 76.09  | 75.96  | 76.87  | 76.80  | 76.49  | 76.92  | 77.12  | IRL                                  |
| 114.62      | 108.65 | 107.01 | 90.61  | 72.01       | 74.50  | 71.07  | 75.72  | 73.30  | 74.77  | 82.57  | 97.89  | 93.60  | I                                    |
| -           | -      | -      | -      | -           | -      | -      | -      | -      | -      | -      | -      | -      | L                                    |
| 74.48       | 74.51  | 74.57  | 73.36  | 71.79       | 72.21  | 71.72  | 70.39  | 68.66  | 67.57  | 66.43  | 65.87  | 67.28  | NL                                   |
| 134.72      | 134.69 | 134.84 | 135.07 | 90.31       | 90.81  | 90.10  | 87.61  | 86.60  | 86.57  | 86.25  | -      | -      | A                                    |
| 72.08       | 53.61  | 43.18  | 48.62  | 58.48       | 81.45  | 91.92  | 84.69  | 75.28  | 60.84  | 72.88  | 102.40 | 86.30  | P                                    |
| -           | -      | -      | -      | -           | -      | -      | -      | -      | -      | -      | -      | -      | FIN                                  |
| 85.54       | 87.09  | 86.29  | 87.23  | 83.95       | 83.02  | 80.48  | 78.24  | 80.04  | 79.89  | 79.98  | 82.07  | 84.34  | S                                    |
| -           | -      | -      | -      | -           | -      | -      | -      | -      | -      | -      | -      | -      | UK                                   |
|             |        |        |        |             |        |        |        |        |        |        |        |        | <b>Poulets (classe A – abattus)</b>  |
|             |        |        |        |             |        |        |        |        |        |        |        |        | Prix par 100 kg de poids abattu      |
| -           | -      | -      | -      | -           | -      | -      | -      | -      | -      | -      | -      | -      | B                                    |
| -           | -      | -      | -      | -           | -      | -      | -      | -      | -      | -      | -      | -      | DK                                   |
| 149.76      | 149.74 | 148.36 | 147.54 | 144.12      | 146.56 | 145.19 | 144.14 | 141.37 | 139.45 | 138.13 | 136.94 | 135.33 | D                                    |
| -           | -      | -      | -      | -           | -      | -      | -      | -      | -      | -      | -      | -      | GR                                   |
| 136.28      | 102.65 | 97.11  | 101.94 | 76.17       | 88.00  | 93.84  | 95.31  | 90.62  | 102.56 | 97.85  | 126.32 | 116.56 | E                                    |
| 131.20      | 121.17 | 116.85 | 112.11 | -           | -      | -      | -      | -      | -      | -      | -      | -      | F                                    |
| -           | -      | -      | -      | -           | -      | -      | -      | -      | -      | -      | -      | -      | IRL                                  |
| 170.26      | 161.95 | 160.04 | 139.25 | 115.06      | 117.37 | 109.82 | 118.31 | 120.82 | 117.23 | 121.83 | 136.89 | 142.36 | I                                    |
| -           | -      | -      | -      | -           | -      | -      | -      | -      | -      | -      | -      | -      | L                                    |
| -           | -      | -      | -      | -           | -      | -      | -      | -      | -      | -      | -      | -      | NL                                   |
| 191.44      | 191.40 | 191.61 | 191.94 | 173.88      | 172.31 | 172.22 | 172.70 | 166.70 | 190.75 | 192.44 | -      | -      | A                                    |
| -           | -      | -      | -      | -           | -      | -      | -      | -      | -      | -      | -      | -      | P                                    |
| -           | -      | -      | -      | -           | -      | -      | -      | -      | -      | -      | -      | -      | FIN                                  |
| -           | -      | -      | -      | 184.08      | 178.40 | 171.71 | 167.03 | 169.73 | 169.60 | 171.56 | 175.92 | 178.47 | S                                    |
| 118.85      | 119.63 | 117.40 | 113.07 | 151.72      | 145.30 | 140.96 | 140.24 | 140.55 | 139.80 | 140.16 | 142.80 | 143.85 | UK                                   |

**VERKAUFSPREISE  
TIERISCHER ERZEUGNISSE**

**SELLING PRICES  
OF ANIMAL PRODUCTS**

*Landeswährung / National currency / Monnaie nationale (ohne MwSt / excl. VAT / hors TVA)*

|             | 1994<br>sep                             | oct    | nov    | dec    | 1995<br>jan | feb    | mar  | apr    | mai    | jun    | jul    | aug    | sep    |
|-------------|---|--------|--------|--------|-------------|--------|--|--------|--------|--------|--------|--------|--------|
| <b>5180</b> | <b>Kuh-Rohmilch – 3.7 % Fettgehalt</b>  |        |        |        |             |        | <b>Raw cows' milk – 3.7 % fat content</b>  |        |        |        |        |        |        |
|             | Preise je 100 kg                        |        |        |        |             |        | Prices per 100 kg                          |        |        |        |        |        |        |
| B           | 1070.0                                  | 1170.0 | 1210.0 | 1210.0 | 1210.0      | 1210.0 | 1113.0                                     | 1020.0 | 980.0  | 1005.0 | 1005.0 | 1079.0 | 1128.0 |
| DK          | 232.90                                  | 230.94 | 227.94 | 227.94 | 227.94      | 227.94 | 227.94                                     | 227.94 | 227.94 | 228.45 | 228.53 | 228.53 | 228.53 |
| D           | 55.64                                   | 56.35  | 56.67  | 56.23  | 55.33       | 54.98  | 54.67                                      | 54.16  | 54.00  | 54.04  | 54.15  | 54.89  | -      |
| GR          | 10015                                   | 10048  | 10118  | 10123  | 10385       | 10425  | 10378                                      | 10374  | 10065  | 10200  | 10128  | 10178  | 10408  |
| E           | 4355                                    | 4311   | 4405   | 4455   | 4463        | 4491   | 4474                                       | 4364   | 4364   | 4383   | 4397   | 4334   | 4347   |
| F           | 207.89                                  | 208.47 | 207.54 | 205.08 | 201.41      | 196.24 | 186.71                                     | 173.31 | 173.31 | 175.83 | 189.48 | 204.54 | 207.50 |
| IRL         | 21.56                                   | 21.94  | 22.02  | 21.79  | 22.83       | 22.12  | 21.29                                      | 20.87  | 21.13  | 21.12  | 21.04  | 21.07  | 21.57  |
| I           | 65332                                   | 65949  | 66428  | 66698  | 66087       | 66129  | 66129                                      | 66502  | 67245  | 67439  | 67650  | 67701  | 68890  |
| L           | 1158.0                                  | 1235.0 | 1250.0 | 1248.0 | 1239.0      | 1220.0 | 1165.0                                     | 1116.0 | 1071.0 | 1071.0 | 1081.0 | 1097.0 | 1161.0 |
| NL          | 66.31                                   | 68.11  | 68.44  | 68.05  | 66.74       | 65.64  | 65.48                                      | 64.47  | 63.76  | 63.01  | 62.36  | 61.88  | 63.37  |
| A           | 557.00                                  | 565.00 | 565.00 | 565.00 | 364.00      | 364.00 | 372.00                                     | 372.00 | 367.00 | 367.00 | 366.00 | -      | -      |
| P           | 5970                                    | 5970   | 5970   | 5970   | 5970        | 5970   | 5970                                       | 5970   | 5970   | 5970   | 5970   | 5970   | 5970   |
| FIN         | -                                       | -      | -      | -      | -           | -      | -  | -      | -      | -      | -      | -      | -      |
| S           | -                                       | -      | -      | -      | 266.00      | 255.00 | 252.00                                     | 248.00 | 269.00 | 284.00 | 304.00 | 309.00 | 307.00 |
| UK          | 25.30                                   | 21.51  | 22.98  | 22.84  | -           | -      | -  | -      | -      | -      | -      | -      | -      |
| <b>5185</b> | <b>Kuh-Rohmilch – realer Fettgehalt</b> |        |        |        |             |        | <b>Raw cows' milk – actual fat content</b> |        |        |        |        |        |        |
|             | Preise je 100 kg                        |        |        |        |             |        | Prices per 100 kg                          |        |        |        |        |        |        |
| B           | 1185.0                                  | 1300.0 | 1340.0 | 1340.0 | 1340.0      | 1340.0 | 1233.0                                     | 1152.0 | 1073.0 | 1099.0 | 1099.0 | 1179.0 | 1233.0 |
| DK          | 254.26                                  | 259.00 | 258.55 | 256.29 | 254.65      | 250.77 | 250.14                                     | 248.75 | 243.53 | 242.00 | 236.34 | 233.45 | 241.17 |
| D           | 59.22                                   | 60.99  | 61.10  | 60.18  | 59.24       | 58.15  | 58.15                                      | 57.27  | 56.73  | 56.31  | 55.50  | 56.34  | -      |
| GR          | 9510                                    | 9540   | 9606   | 9611   | 9860        | 9898   | 9895                                       | 9895   | 9895   | 9727   | 9660   | 9708   | 9927   |
| E           | 4342                                    | 4328   | 4438   | 4500   | 4524        | 4518   | 4482                                       | 4335   | 4317   | 4317   | 4326   | 4285   | 4353   |
| F           | 216.26                                  | 219.13 | 219.25 | 215.20 | 211.72      | 201.97 | 193.41                                     | 179.54 | 178.65 | 179.73 | 188.93 | 203.44 | -      |
| IRL         | 21.69                                   | 22.68  | 23.01  | 22.01  | 22.68       | 21.67  | 20.68                                      | 20.09  | 20.24  | 20.08  | 20.19  | 20.54  | 21.70  |
| I           | 65232                                   | 65849  | 66328  | 66598  | 65987       | 66029  | 66029                                      | 66402  | 67145  | 67339  | 67550  | 67601  | 68790  |
| L           | 1234.0                                  | 1341.0 | 1344.0 | 1322.0 | 1311.0      | 1271.0 | 1229.0                                     | 1166.0 | 1117.0 | 1106.0 | 1087.0 | 1108.0 | 1235.0 |
| NL          | 71.15                                   | 73.88  | 74.60  | 74.34  | 73.31       | 71.91  | 71.65                                      | 71.50  | 68.81  | 67.26  | 66.05  | 65.44  | 68.03  |
| A           | 574.00                                  | 582.00 | 582.00 | 582.00 | 372.00      | 372.00 | 380.00                                     | 380.00 | 377.00 | 377.00 | 373.00 | -      | -      |
| P           | -                                       | -      | -      | -      | -           | -      | -  | -      | -      | -      | -      | -      | -      |
| FIN         | -                                       | -      | -      | -      | -           | -      | -  | -      | -      | -      | -      | -      | -      |
| S           | -                                       | -      | -      | -      | 289.00      | 277.00 | 274.00                                     | 278.00 | 297.00 | 309.00 | 326.00 | 329.00 | 335.00 |
| UK          | 26.27                                   | 22.72  | 24.22  | 23.89  | -           | -      | -  | -      | -      | -      | -      | -      | -      |
| <b>5315</b> | <b>Frische Eier (gesamtes Land)</b>     |        |        |        |             |        | <b>Fresh eggs (whole country)</b>          |        |        |        |        |        |        |
|             | Preise je 100 Stück                     |        |        |        |             |        | Prices per 100 items                       |        |        |        |        |        |        |
| B           | 110.0                                   | 109.0  | 112.0  | 100.0  | 102.0       | 130.0  | 106.0                                      | 105.0  | 94.0   | 106.0  | 83.0   | 100.0  | 130.0  |
| DK          | 45.63                                   | 43.69  | 46.25  | 41.38  | 40.63       | 40.63  | 40.63                                      | 40.63  | 37.75  | 36.88  | 32.31  | 32.56  | 36.44  |
| D           | 16.41                                   | 15.52  | 15.66  | 15.28  | 15.36       | 15.78  | 15.36                                      | 15.40  | 14.84  | 15.05  | 14.38  | 15.46  | 16.47  |
| GR          | 2565                                    | 2661   | 2675   | 2843   | 2650        | 2618   | 2615                                       | 2606   | 2553   | 2538   | 2543   | 2544   | 2628   |
| E           | 944                                     | 913    | 856    | 867    | 863         | 880    | 895  | 898    | 828    | 798    | 840    | 924    | 1009   |
| F           | 26.94                                   | 26.46  | 25.74  | 24.70  | 24.19       | 25.87  | 24.73                                      | 23.05  | 24.85  | 24.21  | 23.46  | 25.58  | 27.24  |
| IRL         | 4.02                                    | 4.02   | 4.02   | 4.02   | 4.00        | 3.99   | 3.99                                       | 3.96   | 3.93   | 3.88   | 3.86   | 3.86   | 3.89   |
| I           | 12442                                   | 12423  | 12160  | 12373  | 11607       | 11745  | 12071                                      | 12303  | 12093  | 11877  | 12010  | 12727  | 13547  |
| L           | 320.8                                   | 254.7  | 264.2  | 245.3  | 217.0       | 245.3  | 264.2                                      | 245.3  | 226.4  | 235.9  | 235.9  | 207.5  | 273.6  |
| NL          | 8.10                                    | 8.10   | 8.05   | 7.20   | 7.60        | 8.40   | 8.00                                       | 7.40   | 7.30   | 7.40   | 6.70   | 8.50   | 8.90   |
| A           | 83.00                                   | 86.00  | 87.00  | 85.00  | 70.00       | 68.00  | 68.00                                      | 66.00  | 59.00  | 58.00  | 58.00  | -      | -      |
| P           | 993                                     | 958    | 891    | 845    | 841         | 739    | 751  | 761    | 710    | 737    | 820    | 924    | 1041   |
| FIN         | -                                       | -      | -      | -      | -           | -      | -  | -      | -      | -      | -      | -      | -      |
| S           | 54.67                                   | 55.09  | 56.10  | 55.74  | 54.08       | 52.95  | 50.87                                      | 50.04  | 48.85  | 44.40  | 44.05  | 42.68  | 41.20  |
| UK          | 3.41                                    | 3.38   | 3.40   | 3.33   | 3.16        | 3.14   | 3.16                                       | 3.01   | 2.94   | 3.33   | 2.90   | 2.83   | 2.77   |

D: Einschliesslich der fünf neuen Länder


D: Including the five new Länder

D: Les cinq nouveaux Länder inclus

# PRIX DE VENTE DES PRODUITS ANIMAUX

*ECU (ohne MwSt / excl. VAT / hors TVA)*

| 1994<br>sep  | oct   | nov   | dec   | 1995<br>jan | feb   | mar   | apr   | mai   | jun   | jul   | aug   | sep   |     |
|--|-------|-------|-------|-------------|-------|-------|-------|-------|-------|-------|-------|-------|-----|
| <b>Lait cru de vache – 3.7 % de matières grasses</b>         |       |       |       |             |       |       |       |       |       |       |       |       |     |
| Prix par 100 kg  |       |       |       |             |       |       |       |       |       |       |       |       |     |
| 27.13  | 29.67 | 30.72 | 30.79 | 30.90       | 31.09 | 29.10 | 26.78 | 25.60 | 26.24 | 26.17 | 27.85 | 29.10 | B   |
| 30.84  | 30.78 | 30.42 | 30.43 | 30.43       | 30.55 | 30.72 | 31.25 | 31.30 | 31.39 | 31.41 | 31.28 | 31.28 | DK  |
| 29.03  | 29.40 | 29.60 | 29.42 | 29.10       | 29.09 | 29.51 | 29.24 | 29.03 | 28.98 | 28.99 | 29.13 | -     | D   |
| 34.33  | 34.21 | 34.31 | 34.28 | 35.12       | 35.10 | 34.43 | 34.37 | 33.38 | 33.86 | 33.41 | 33.63 | 34.24 | GR  |
| 27.38  | 27.06 | 27.62 | 27.70 | 27.13       | 27.34 | 26.43 | 26.18 | 26.81 | 27.07 | 27.31 | 26.96 | 26.87 | E   |
| 31.72  | 31.77 | 31.58 | 31.15 | 30.64       | 29.85 | 28.45 | 26.65 | 26.33 | 26.86 | 29.15 | 31.56 | 31.93 | F   |
| 26.95  | 27.62 | 27.71 | 27.51 | 28.65       | 27.47 | 25.84 | 25.35 | 25.91 | 25.87 | 25.66 | 25.93 | 26.61 | IRL |
| 33.74  | 33.77 | 33.75 | 33.59 | 33.06       | 32.45 | 29.70 | 28.96 | 30.81 | 30.90 | 31.25 | 32.32 | 33.10 | I   |
| 29.36  | 31.31 | 31.74 | 31.76 | 31.64       | 31.35 | 30.46 | 29.30 | 27.98 | 27.96 | 28.15 | 28.32 | 29.95 | L   |
| 30.87  | 31.72 | 31.90 | 31.80 | 31.31       | 30.98 | 31.52 | 31.08 | 30.61 | 30.20 | 29.80 | 29.33 | 30.02 | NL  |
| 41.30  | 41.88 | 41.93 | 42.00 | 27.21       | 27.36 | 28.53 | 28.54 | 28.05 | 27.99 | 27.86 | -     | -     | A   |
| 30.56  | 30.48 | 30.55 | 30.46 | 30.44       | 30.54 | 30.62 | 30.50 | 30.47 | 30.39 | 30.42 | 30.57 | 30.41 | P   |
| -  | -     | -     | -     | -           | -     | -     | -     | -     | -     | -     | -     | -     | FIN |
| -  | -     | -     | -     | 28.70       | 27.42 | 26.30 | 25.17 | 27.89 | 29.39 | 31.49 | 32.77 | 33.37 | S   |
| 32.02  | 27.40 | 29.37 | 29.29 | -           | -     | -     | -     | -     | -     | -     | -     | -     | UK  |
| <b>Lait cru de vache – teneur réelle en matières grasses</b> |       |       |       |             |       |       |       |       |       |       |       |       |     |
| Prix par 100 kg  |       |       |       |             |       |       |       |       |       |       |       |       |     |
| 30.04  | 32.96 | 34.02 | 34.10 | 34.22       | 34.44 | 32.24 | 30.24 | 28.03 | 28.69 | 28.61 | 30.44 | 31.81 | B   |
| 33.67  | 34.52 | 34.51 | 34.21 | 34.00       | 33.61 | 33.72 | 34.10 | 33.44 | 33.25 | 32.48 | 31.96 | 33.01 | DK  |
| 30.90  | 31.82 | 31.92 | 31.49 | 31.16       | 30.77 | 31.39 | 30.92 | 30.49 | 30.20 | 29.71 | 29.90 | -     | D   |
| 32.60  | 32.48 | 32.58 | 32.55 | 33.34       | 33.33 | 32.83 | 32.78 | 32.82 | 32.29 | 31.87 | 32.07 | 32.66 | GR  |
| 27.30  | 27.17 | 27.83 | 27.98 | 27.50       | 27.51 | 26.48 | 26.01 | 26.52 | 26.66 | 26.87 | 26.66 | 26.91 | E   |
| 32.99  | 33.40 | 33.36 | 32.69 | 32.21       | 30.72 | 29.47 | 27.61 | 27.15 | 27.46 | 29.07 | 31.39 | -     | F   |
| 27.11  | 28.55 | 28.96 | 27.79 | 28.46       | 26.91 | 25.10 | 24.40 | 24.82 | 24.60 | 24.63 | 25.28 | 26.77 | IRL |
| 33.69  | 33.72 | 33.70 | 33.54 | 33.01       | 32.40 | 29.66 | 28.92 | 30.76 | 30.85 | 31.21 | 32.27 | 33.05 | I   |
| 31.29  | 34.00 | 34.12 | 33.64 | 33.48       | 32.66 | 32.14 | 30.61 | 29.18 | 28.88 | 28.30 | 28.60 | 31.86 | L   |
| 33.12  | 34.41 | 34.77 | 34.74 | 34.40       | 33.94 | 34.49 | 34.47 | 33.04 | 32.23 | 31.57 | 31.01 | 32.23 | NL  |
| 42.56  | 43.14 | 43.19 | 43.26 | 27.81       | 27.97 | 29.14 | 29.15 | 28.81 | 28.75 | 28.39 | -     | -     | A   |
| -  | -     | -     | -     | -           | -     | -     | -     | -     | -     | -     | -     | -     | P   |
| -  | -     | -     | -     | -           | -     | -     | -     | -     | -     | -     | -     | -     | FIN |
| -  | -     | -     | -     | 31.18       | 29.79 | 28.60 | 28.21 | 30.79 | 31.98 | 33.77 | 34.89 | 36.41 | S   |
| 33.24  | 28.94 | 30.95 | 30.63 | -           | -     | -     | -     | -     | -     | -     | -     | -     | UK  |
| <b>Oeufs frais (ensemble pays)</b>                           |       |       |       |             |       |       |       |       |       |       |       |       |     |
| Prix par 100 pièces  |       |       |       |             |       |       |       |       |       |       |       |       |     |
| 2.79   | 2.76  | 2.84  | 2.54  | 2.60        | 3.34  | 2.77  | 2.76  | 2.46  | 2.77  | 2.16  | 2.58  | 3.35  | B   |
| 6.04   | 5.82  | 6.17  | 5.52  | 5.42        | 5.45  | 5.48  | 5.57  | 5.18  | 5.07  | 4.44  | 4.46  | 4.99  | DK  |
| 8.56   | 8.10  | 8.18  | 7.99  | 8.08        | 8.35  | 8.29  | 8.31  | 7.98  | 8.07  | 7.70  | 8.21  | 8.74  | D   |
| 8.79   | 9.06  | 9.07  | 9.63  | 8.96        | 8.81  | 8.68  | 8.63  | 8.47  | 8.43  | 8.39  | 8.41  | 8.65  | GR  |
| 5.94   | 5.73  | 5.37  | 5.39  | 5.25        | 5.36  | 5.29  | 5.39  | 5.09  | 4.93  | 5.22  | 5.75  | 6.24  | E   |
| 4.11   | 4.03  | 3.92  | 3.75  | 3.68        | 3.93  | 3.77  | 3.54  | 3.78  | 3.70  | 3.61  | 3.95  | 4.19  | F   |
| 5.02   | 5.06  | 5.06  | 5.08  | 5.02        | 4.96  | 4.84  | 4.81  | 4.82  | 4.75  | 4.71  | 4.75  | 4.80  | IRL |
| 6.43   | 6.36  | 6.18  | 6.23  | 5.81        | 5.76  | 5.42  | 5.36  | 5.54  | 5.44  | 5.55  | 6.08  | 6.51  | I   |
| 8.13   | 6.46  | 6.71  | 6.24  | 5.54        | 6.30  | 6.91  | 6.44  | 5.91  | 6.16  | 6.14  | 5.36  | 7.06  | L   |
| 3.77   | 3.77  | 3.75  | 3.36  | 3.57        | 3.96  | 3.85  | 3.57  | 3.51  | 3.55  | 3.20  | 4.03  | 4.22  | NL  |
| 6.15   | 6.37  | 6.46  | 6.32  | 5.23        | 5.11  | 5.21  | 5.06  | 4.51  | 4.42  | 4.42  | -     | -     | A   |
| 5.08   | 4.89  | 4.56  | 4.31  | 4.29        | 3.78  | 3.85  | 3.89  | 3.62  | 3.75  | 4.18  | 4.73  | 5.30  | P   |
| -  | -     | -     | -     | -           | -     | -     | -     | -     | -     | -     | -     | -     | FIN |
| 5.88   | 6.02  | 6.14  | 6.10  | 5.84        | 5.69  | 5.31  | 5.08  | 5.06  | 4.59  | 4.56  | 4.53  | 4.48  | S   |
| 4.32   | 4.31  | 4.34  | 4.27  | 4.01        | 3.92  | 3.84  | 3.61  | 3.53  | 3.99  | 3.44  | 3.40  | 3.35  | UK  |



**Monatliche Einkaufspreise  
landwirtschaftlicher Betriebsmittel**

**Monthly purchase prices of the  
means of agricultural production**

**Prix d'achat mensuels des  
moyens de production agricole**

**EINKAUFSPREISE LANDWIRTSCHAFTLICHER  
BETRIEBSMITTEL**

**PURCHASE PRICES OF THE MEANS OF  
AGRICULTURAL PRODUCTION**

*Landeswährung / National currency / Monnaie nationale (ohne MwSt / excl. VAT / hors TVA)*

|             | 1994<br>sep                      | oct    | nov    | dec    | 1995<br>jan | feb    | mar    | apr    | mai    | jun    | jul    | aug    | sep                               |  |
|-------------|----------------------------------|--------|--------|--------|-------------|--------|--------|--------|--------|--------|--------|--------|-----------------------------------|--|
| <b>8052</b> | <b>Futtermittel: Weizenkleie</b> |        |        |        |             |        |        |        |        |        |        |        | <b>Feedingstuffs : Wheat bran</b> |  |
|             | <b>Preise je 100 kg</b>          |        |        |        |             |        |        |        |        |        |        |        | <b>Prices per 100 kg</b>          |  |
| B           | 728.8                            | 729.0  | 720.0  | 718.8  | 730.0       | 715.0  | 713.8  | 725.0  | 710.0  | 695.0  | 693.0  | 708.8  | 715.0                             |  |
| DK          | -                                | -      | -      | -      | -           | -      | -      | -      | -      | -      | -      | -      | -                                 |  |
| D           | 26.00                            | 25.60  | 25.40  | 25.30  | 25.75       | 25.70  | 25.15  | 25.35  | 25.45  | 24.45  | 26.20  | 23.55  | 23.65                             |  |
| GR          | 4811                             | 4778   | 4748   | 4747   | 4705        | 4718   | 4728   | 4727   | 4742   | 4757   | 4766   | 4884   | 5045                              |  |
| E           | 2764                             | 2765   | 2770   | 2717   | 2784        | 2809   | 2792   | 2805   | 2799   | 2811   | 2848   | 2828   | 2798                              |  |
| F           | -                                | -      | -      | -      | -           | -      | -      | -      | -      | -      | -      | -      | -                                 |  |
| IRL         | 30.03                            | 29.73  | 29.37  | 29.40  | 29.32       | 29.32  | -      | 27.50  | -      | 27.50  | 28.58  | 28.26  | 28.96                             |  |
| I           | 26260                            | 26337  | 27909  | 28709  | 27818       | 26992  | 27907  | 31861  | 32707  | 31438  | 31315  | 31887  | 30706                             |  |
| L           | -                                | -      | -      | -      | -           | -      | -      | -      | -      | -      | -      | -      | -                                 |  |
| NL          | -                                | -      | -      | -      | -           | -      | -      | -      | -      | -      | -      | -      | -                                 |  |
| A           | 168.50                           | 168.50 | 168.50 | 168.50 | 135.00      | 120.00 | 120.00 | 120.00 | 130.00 | 130.00 | 135.00 | -      | -                                 |  |
| P           | -                                | -      | -      | -      | -           | -      | -      | -      | -      | -      | -      | -      | -                                 |  |
| FIN         | -                                | -      | -      | -      | -           | -      | -      | -      | -      | -      | -      | -      | -                                 |  |
| S           | 128.00                           | 128.00 | 129.00 | 131.00 | 129.00      | 127.00 | 129.00 | 130.00 | 130.00 | 130.00 | 130.00 | 131.00 | 126.00                            |  |
| UK          | 13.50                            | 13.03  | 13.50  | 13.61  | 13.69       | 13.69  | 13.69  | 13.69  | 13.69  | 13.59  | 13.59  | 13.12  | 13.34                             |  |
| <b>8043</b> | <b>Futtermittel: Gerste</b>      |        |        |        |             |        |        |        |        |        |        |        | <b>Feedingstuffs: Barley</b>      |  |
|             | <b>Preise je 100 kg</b>          |        |        |        |             |        |        |        |        |        |        |        | <b>Prices per 100 kg</b>          |  |
| B           | 735.0                            | 735.0  | 735.0  | 735.0  | 735.0       | 735.0  | 731.3  | 725.0  | 747.0  | 752.5  | 711.0  | 686.3  | 696.3                             |  |
| DK          | 105.89                           | 108.38 | 109.28 | 107.19 | 109.05      | 110.53 | 114.16 | 113.75 | 114.69 | 116.63 | 115.32 | 101.74 | 102.30                            |  |
| D           | 24.85                            | 26.90  | 26.50  | 26.35  | 27.10       | 27.30  | 27.85  | 27.60  | 28.75  | 27.75  | 25.75  | 24.15  | 22.90                             |  |
| GR          | 5180                             | 5184   | 5177   | 5181   | 5235        | 5253   | 5284   | 5313   | 5376   | 5393   | 5363   | 5330   | 5427                              |  |
| E           | 2486                             | 2512   | 2528   | 2566   | 2627        | 2633   | 2648   | 2697   | 2673   | 2628   | 2613   | 2653   | 2678                              |  |
| F           | -                                | -      | -      | -      | -           | -      | -      | -      | -      | -      | -      | -      | -                                 |  |
| IRL         | -                                | -      | -      | -      | -           | -      | -      | -      | -      | -      | -      | -      | -                                 |  |
| I           | 32425                            | 32573  | 33004  | 33539  | 33734       | 34445  | 36348  | 37665  | 37979  | 37764  | 37730  | 37028  | 36565                             |  |
| L           | 585.0                            | 575.0  | 575.0  | 575.0  | 585.0       | 585.0  | 585.0  | 585.0  | 585.0  | 525.0  | 560.0  | 560.0  | 560.0                             |  |
| NL          | 31.90                            | 32.10  | 32.30  | 32.60  | 32.40       | 32.10  | 31.50  | 31.60  | 33.00  | 33.00  | 30.00  | 29.10  | 30.10                             |  |
| A           | 305.90                           | 309.80 | 313.70 | 317.60 | 182.55      | 190.00 | 193.00 | 191.50 | 191.50 | -      | 164.50 | -      | -                                 |  |
| P           | -                                | -      | -      | -      | -           | -      | -      | -      | -      | -      | -      | -      | -                                 |  |
| FIN         | -                                | -      | -      | -      | -           | -      | -      | -      | -      | -      | -      | -      | -                                 |  |
| S           | -                                | -      | -      | -      | -           | -      | -      | -      | -      | -      | -      | -      | -                                 |  |
| UK          | 15.55                            | 16.27  | 16.28  | 16.27  | 16.33       | 16.36  | 16.36  | 16.36  | 16.36  | 16.36  | 16.69  | 16.00  | 16.14                             |  |
| <b>8045</b> | <b>Futtermittel: Mais</b>        |        |        |        |             |        |        |        |        |        |        |        | <b>Feedingstuffs: Maize</b>       |  |
|             | <b>Preise je 100 kg</b>          |        |        |        |             |        |        |        |        |        |        |        | <b>Prices per 100 kg</b>          |  |
| B           | 835.0                            | 804.0  | 796.3  | 793.8  | 810.0       | 811.8  | 800.0  | 798.8  | 816.0  | 843.8  | 905.0  | 902.5  | 903.8                             |  |
| DK          | -                                | -      | -      | -      | -           | -      | -      | -      | -      | -      | -      | -      | -                                 |  |
| D           | 30.80                            | 29.50  | 29.40  | 28.85  | 32.15       | 29.65  | 29.95  | 21.05  | 32.50  | 43.45  | 24.75  | 33.25  | 35.70                             |  |
| GR          | 6561                             | 6501   | 6474   | 6453   | 6504        | 6600   | 6643   | 6710   | 6736   | 6771   | 6941   | 7052   | 7036                              |  |
| E           | 2909                             | 2889   | 2920   | 2886   | 2936        | 2943   | 2995   | 2998   | 3004   | 3046   | 3068   | 3142   | 3125                              |  |
| F           | -                                | -      | -      | -      | -           | -      | -      | -      | -      | -      | -      | -      | -                                 |  |
| IRL         | -                                | -      | -      | -      | -           | -      | -      | -      | -      | -      | -      | -      | -                                 |  |
| I           | 33158                            | 33560  | 34198  | 34353  | 34769       | 35955  | 38703  | 40978  | 41848  | 43343  | 44845  | 45555  | 42432                             |  |
| L           | 690.0                            | 705.0  | 705.0  | 705.0  | 705.0       | 705.0  | 705.0  | 705.0  | 705.0  | 760.0  | 680.0  | 680.0  | 680.0                             |  |
| NL          | 37.90                            | 35.10  | 35.50  | 35.60  | 36.40       | 36.20  | 35.10  | 35.30  | 36.60  | 38.60  | 41.10  | 40.40  | 39.40                             |  |
| A           | 349.70                           | -      | 200.00 | 198.00 | 197.50      | 207.50 | 212.00 | 215.00 | 215.00 | 216.50 | 216.50 | -      | -                                 |  |
| P           | -                                | -      | -      | -      | -           | -      | -      | -      | -      | -      | -      | -      | -                                 |  |
| FIN         | -                                | -      | -      | -      | -           | -      | -      | -      | -      | -      | -      | -      | -                                 |  |
| S           | -                                | -      | -      | -      | -           | -      | -      | -      | -      | -      | -      | -      | -                                 |  |
| UK          | 22.48                            | 22.48  | 22.30  | 22.30  | 22.37       | 22.37  | 22.37  | 22.37  | 22.45  | 22.53  | 22.53  | 22.61  | 23.80                             |  |

D: Einschliesslich der fünf neuen Länder  
D: Including the five new Länder  
D: Les cinq nouveaux Länder inclus



## PRIX D'ACHAT DES MOYENS DE PRODUCTION AGRICOLE

*ECU (ohne MwSt / excl. VAT / hors TVA)*

| 1994<br>sep | oct   | nov   | dec   | 1995<br>jan | feb   | mar   | apr   | mai   | jun   | jul   | aug   | sep   |                              |
|-------------|-------|-------|-------|-------------|-------|-------|-------|-------|-------|-------|-------|-------|------------------------------|
|             |       |       |       |             |       |       |       |       |       |       |       |       | <b>Alliments: Son de blé</b> |
|             |       |       |       |             |       |       |       |       |       |       |       |       | Prix par 100 kg              |
| 18.48       | 18.48 | 18.28 | 18.29 | 18.64       | 18.37 | 18.67 | 19.03 | 18.55 | 18.15 | 18.04 | 18.30 | 18.45 | B                            |
| -           | -     | -     | -     | -           | -     | -     | -     | -     | -     | -     | -     | -     | DK                           |
| 13.57       | 13.36 | 13.27 | 13.24 | 13.54       | 13.60 | 13.57 | 13.69 | 13.68 | 13.11 | 14.03 | 12.50 | 12.55 | D                            |
| 16.49       | 16.27 | 16.10 | 16.08 | 15.91       | 15.88 | 15.69 | 15.66 | 15.73 | 15.79 | 15.72 | 16.14 | 16.60 | GR                           |
| 17.38       | 17.36 | 17.37 | 16.90 | 16.92       | 17.10 | 16.49 | 16.83 | 17.19 | 17.36 | 17.69 | 17.59 | 17.30 | E                            |
| -           | -     | -     | -     | -           | -     | -     | -     | -     | -     | -     | -     | -     | F                            |
| 37.53       | 37.43 | 36.96 | 37.12 | 36.79       | 36.42 | -     | 33.40 | -     | 33.69 | 34.86 | 34.77 | 35.73 | IRL                          |
| 13.56       | 13.49 | 14.18 | 14.46 | 13.92       | 13.25 | 12.53 | 13.88 | 14.98 | 14.40 | 14.47 | 15.22 | 14.75 | I                            |
| -           | -     | -     | -     | -           | -     | -     | -     | -     | -     | -     | -     | -     | L                            |
| -           | -     | -     | -     | -           | -     | -     | -     | -     | -     | -     | -     | -     | NL                           |
| 12.49       | 12.49 | 12.50 | 12.53 | 10.09       | 9.02  | 9.20  | 9.21  | 9.94  | 9.92  | 10.28 | -     | -     | A                            |
| -           | -     | -     | -     | -           | -     | -     | -     | -     | -     | -     | -     | -     | P                            |
| -           | -     | -     | -     | -           | -     | -     | -     | -     | -     | -     | -     | -     | FIN                          |
| 13.76       | 13.99 | 14.11 | 14.34 | 13.92       | 13.66 | 13.47 | 13.19 | 13.48 | 13.45 | 13.47 | 13.89 | 13.69 | S                            |
| 17.08       | 16.60 | 17.25 | 17.45 | 17.37       | 17.10 | 16.63 | 16.42 | 16.45 | 16.28 | 16.12 | 15.78 | 16.12 | UK                           |
|             |       |       |       |             |       |       |       |       |       |       |       |       | <b>Alliments: Orge</b>       |
|             |       |       |       |             |       |       |       |       |       |       |       |       | Prix par 100 kg              |
| 18.64       | 18.64 | 18.66 | 18.71 | 18.77       | 18.89 | 19.12 | 19.03 | 19.51 | 19.65 | 18.51 | 17.72 | 17.96 | B                            |
| 14.02       | 14.45 | 14.59 | 14.31 | 14.56       | 14.81 | 15.39 | 15.59 | 15.75 | 16.02 | 15.85 | 13.93 | 14.00 | DK                           |
| 12.97       | 14.03 | 13.84 | 13.79 | 14.25       | 14.44 | 15.03 | 14.90 | 15.45 | 14.88 | 13.79 | 12.82 | 12.15 | D                            |
| 17.76       | 17.65 | 17.56 | 17.55 | 17.70       | 17.69 | 17.53 | 17.60 | 17.83 | 17.90 | 17.69 | 17.61 | 17.85 | GR                           |
| 15.63       | 15.77 | 15.85 | 15.96 | 15.97       | 16.03 | 15.64 | 16.18 | 16.42 | 16.23 | 16.23 | 16.51 | 16.56 | E                            |
| -           | -     | -     | -     | -           | -     | -     | -     | -     | -     | -     | -     | -     | F                            |
| -           | -     | -     | -     | -           | -     | -     | -     | -     | -     | -     | -     | -     | IRL                          |
| 16.75       | 16.68 | 16.77 | 16.89 | 16.88       | 16.90 | 16.33 | 16.40 | 17.40 | 17.30 | 17.43 | 17.68 | 17.57 | I                            |
| 14.83       | 14.58 | 14.60 | 14.63 | 14.94       | 15.03 | 15.30 | 15.36 | 15.28 | 13.71 | 14.58 | 14.46 | 14.45 | L                            |
| 14.85       | 14.95 | 15.05 | 15.23 | 15.20       | 15.15 | 15.16 | 15.24 | 15.85 | 15.81 | 14.34 | 13.79 | 14.26 | NL                           |
| 22.68       | 22.96 | 23.28 | 23.61 | 13.65       | 14.28 | 14.80 | 14.69 | 14.64 | -     | 12.52 | -     | -     | A                            |
| -           | -     | -     | -     | -           | -     | -     | -     | -     | -     | -     | -     | -     | P                            |
| -           | -     | -     | -     | -           | -     | -     | -     | -     | -     | -     | -     | -     | FIN                          |
| -           | -     | -     | -     | -           | -     | -     | -     | -     | -     | -     | -     | -     | S                            |
| 19.68       | 20.72 | 20.80 | 20.86 | 20.72       | 20.43 | 19.88 | 19.62 | 19.66 | 19.60 | 19.79 | 19.24 | 19.50 | UK                           |
|             |       |       |       |             |       |       |       |       |       |       |       |       | <b>Alliments: Maïs</b>       |
|             |       |       |       |             |       |       |       |       |       |       |       |       | Prix par 100 kg              |
| 21.17       | 20.39 | 20.22 | 20.20 | 20.68       | 20.86 | 20.92 | 20.97 | 21.31 | 22.03 | 23.56 | 23.30 | 23.32 | B                            |
| -           | -     | -     | -     | -           | -     | -     | -     | -     | -     | -     | -     | -     | DK                           |
| 16.07       | 15.39 | 15.36 | 15.09 | 16.91       | 15.69 | 16.16 | 11.36 | 17.47 | 23.30 | 13.25 | 17.65 | 18.95 | D                            |
| 22.49       | 22.13 | 21.95 | 21.85 | 22.00       | 22.22 | 22.04 | 22.23 | 22.34 | 22.48 | 22.90 | 23.30 | 23.15 | GR                           |
| 18.29       | 18.14 | 18.31 | 17.95 | 17.85       | 17.92 | 17.69 | 17.99 | 18.45 | 18.81 | 19.05 | 19.55 | 19.32 | E                            |
| -           | -     | -     | -     | -           | -     | -     | -     | -     | -     | -     | -     | -     | F                            |
| -           | -     | -     | -     | -           | -     | -     | -     | -     | -     | -     | -     | -     | IRL                          |
| 17.12       | 17.19 | 17.37 | 17.30 | 17.39       | 17.64 | 17.38 | 17.85 | 19.17 | 19.86 | 20.72 | 21.75 | 20.39 | I                            |
| 17.49       | 17.88 | 17.90 | 17.94 | 18.00       | 18.12 | 18.44 | 18.51 | 18.42 | 19.84 | 17.70 | 17.55 | 17.54 | L                            |
| 17.64       | 16.35 | 16.55 | 16.63 | 17.08       | 17.08 | 16.90 | 17.02 | 17.57 | 18.50 | 19.64 | 19.15 | 18.67 | NL                           |
| 25.93       | -     | 14.84 | 14.72 | 14.76       | 15.60 | 16.26 | 16.49 | 16.43 | 16.51 | 16.48 | -     | -     | A                            |
| -           | -     | -     | -     | -           | -     | -     | -     | -     | -     | -     | -     | -     | P                            |
| -           | -     | -     | -     | -           | -     | -     | -     | -     | -     | -     | -     | -     | FIN                          |
| -           | -     | -     | -     | -           | -     | -     | -     | -     | -     | -     | -     | -     | S                            |
| 28.45       | 28.63 | 28.50 | 28.59 | 28.38       | 27.93 | 27.18 | 26.83 | 26.97 | 26.99 | 26.72 | 27.19 | 28.76 | UK                           |

**EINKAUFSPREISE LANDWIRTSCHAFTLICHER  
BETRIEBSMITTEL**

**PURCHASE PRICES OF THE MEANS OF  
AGRICULTURAL PRODUCTION**

*Landeswahrung / National currency / Monnaie nationale (ohne MwSt / excl. VAT / hors TVA)*

|             | 1994<br>sep                              | oct    | nov    | dec    | 1995<br>jan | feb    | mar    | apr    | mai                                    | jun    | jul    | aug    | sep    |
|-------------|--|--------|--------|--------|-------------|--------|--------|--------|--|--------|--------|--------|--------|
| <b>8079</b> | <b>Sojaextraktionsschrot (getoastet)</b> |        |        |        |             |        |        |        | <b>Toasted extracted soyabean meal</b> |        |        |        |        |
|             | Preise je 100 kg                         |        |        |        |             |        |        |        | Prices per 100 kg                      |        |        |        |        |
| B           | 817.5                                    | 791.0  | 782.5  | 815.0  | 810.0       | 808.3  | 808.8  | 827.5  | 776.0                                  | 775.0  | 767.0  | 760.0  | 813.8  |
| DK          | 139.98                                   | 140.02 | 138.17 | 135.64 | 135.76      | 135.09 | 134.47 | 133.62 | 131.93                                 | 131.22 | 131.29 | 130.38 | 130.13 |
| D           | 38.60                                    | 37.30  | 35.90  | 35.80  | 35.90       | 35.90  | 35.60  | 35.80  | 34.90                                  | 34.40  | 33.90  | 33.80  | -      |
| GR          | -  | -      | -      | -      | -           | -      | -      | -      | -                                      | -      | -      | -      | -      |
| E           | -  | -      | -      | -      | -           | -      | -      | -      | -                                      | -      | -      | -      | -      |
| F           | -  | -      | -      | -      | -           | -      | -      | -      | -                                      | -      | -      | -      | -      |
| IRL         | -  | -      | -      | -      | -           | -      | -      | -      | -                                      | -      | -      | -      | -      |
| I           | 37316                                    | 36258  | 35788  | 37075  | 37263       | 37335  | 39172  | 40154  | 39672                                  | 38753  | 38662  | 38212  | 40294  |
| L           | -  | -      | -      | -      | -           | -      | -      | -      | -                                      | -      | -      | -      | -      |
| NL          | 34.80                                    | 32.60  | 32.10  | 33.40  | 33.00       | 33.30  | 33.20  | 33.30  | 30.20                                  | 29.90  | 31.50  | 31.60  | 35.90  |
| A           | 300.00                                   | 295.00 | 295.00 | 285.00 | 290.00      | 290.00 | 295.00 | 285.00 | 275.00                                 | 275.00 | 280.00 | -      | -      |
| P           | -  | -      | -      | -      | -           | -      | -      | -      | -                                      | -      | -      | -      | -      |
| FIN         | -  | -      | -      | -      | -           | -      | -      | -      | -                                      | -      | -      | -      | -      |
| S           | 207.00                                   | 199.00 | 199.00 | 199.00 | 201.00      | 199.00 | 200.00 | 200.00 | 198.00                                 | 198.00 | 196.00 | 194.00 | 194.00 |
| UK          | 21.82                                    | 21.47  | 20.35  | 20.21  | 20.27       | 20.35  | 20.35  | 20.35  | 20.35                                  | 20.33  | 20.33  | 20.33  | 20.73  |
| <b>8125</b> | <b>Fischmehl</b>                         |        |        |        |             |        |        |        | <b>Fish meal</b>                       |        |        |        |        |
|             | Preise je 100 kg                         |        |        |        |             |        |        |        | Prices per 100 kg                      |        |        |        |        |
| B           | 1706.3                                   | 1682.2 | 1649.7 | 1682.2 | 1696.5      | 1674.4 | 1648.4 | 1641.3 | 1658.2                                 | 1702.4 | 1732.3 | 1738.1 | 1814.8 |
| DK          | 391.64                                   | 388.17 | 383.75 | 364.10 | 386.17      | 374.40 | 382.05 | 379.53 | 377.52                                 | 376.64 | 381.41 | 380.16 | 378.38 |
| D           | 79.90                                    | 83.10  | 82.20  | 82.30  | 86.90       | 87.90  | 86.90  | 84.90  | 85.70                                  | 86.00  | 86.80  | 87.80  | -      |
| GR          | -  | -      | -      | -      | -           | -      | -      | -      | -                                      | -      | -      | -      | -      |
| E           | 6255                                     | 6100   | 5900   | 6059   | 6140        | 6272   | 6238   | 6154   | 6015                                   | 6118   | 6031   | 6024   | 6127   |
| F           | -  | -      | -      | -      | -           | -      | -      | -      | -                                      | -      | -      | -      | -      |
| IRL         | -  | -      | -      | -      | -           | -      | -      | -      | -                                      | -      | -      | -      | -      |
| I           | 89242                                    | 87908  | 88308  | 91047  | 92708       | 91620  | 94454  | 97030  | 97642                                  | 99280  | 103029 | 102808 | 103650 |
| L           | -  | -      | -      | -      | -           | -      | -      | -      | -                                      | -      | -      | -      | -      |
| NL          | 72.80                                    | 72.20  | 72.20  | 78.70  | 80.60       | 80.00  | 77.40  | 74.10  | 74.80                                  | 80.00  | 83.20  | 83.90  | 86.50  |
| A           | 550.00                                   | 530.00 | 550.00 | 585.00 | 565.00      | 575.00 | 550.00 | 535.00 | 550.00                                 | 580.00 | 600.00 | -      | -      |
| P           | -  | -      | -      | -      | -           | -      | -      | -      | -                                      | -      | -      | -      | -      |
| FIN         | -  | -      | -      | -      | -           | -      | -      | -      | -                                      | -      | -      | -      | -      |
| S           | -  | -      | -      | -      | -           | -      | -      | -      | -                                      | -      | -      | -      | -      |
| UK          | 35.65                                    | 35.65  | 35.93  | 36.69  | 36.40       | 36.67  | 36.67  | 36.67  | 36.87                                  | 37.36  | 37.36  | 38.11  | 40.58  |
| <b>8153</b> | <b>Diffusionsschnitzel – getrocknet</b>  |        |        |        |             |        |        |        | <b>Dried sugar beet pulp</b>           |        |        |        |        |
|             | Preise je 100 kg                         |        |        |        |             |        |        |        | Prices per 100 kg                      |        |        |        |        |
| B           | 745.0                                    | 656.0  | 656.3  | 698.8  | 708.8       | 686.7  | 666.3  | 680.0  | 714.0                                  | 728.8  | 733.0  | 730.0  | 747.5  |
| DK          | -  | -      | -      | -      | -           | -      | -      | -      | -                                      | -      | -      | -      | -      |
| D           | 29.95                                    | 22.75  | 23.35  | 22.85  | 23.40       | 25.85  | 27.70  | 27.55  | 28.80                                  | 26.70  | 31.05  | 33.65  | 32.25  |
| GR          | 3399                                     | 3418   | 3418   | 3418   | 3418        | 3394   | 3419   | 3372   | 3419                                   | 3441   | 3441   | 3410   | 3417   |
| E           | 2385                                     | 2484   | 2475   | 2469   | 2588        | 2678   | 2651   | 2668   | 2691                                   | 2731   | 2608   | 2662   | 2587   |
| F           | 73.17                                    | 78.75  | 82.06  | 87.44  | -           | -      | -      | -      | -                                      | -      | -      | -      | -      |
| IRL         | 13.00                                    | 12.06  | 12.00  | 12.15  | 12.23       | 12.40  | 12.40  | 12.40  | 12.40                                  | 12.40  | 12.40  | 12.40  | 12.40  |
| I           | 30905                                    | 31280  | 32780  | 32780  | 31380       | 32180  | 28513  | 34520  | 35720                                  | 36110  | 38360  | 38360  | 39110  |
| L           | -  | -      | -      | -      | -           | -      | -      | -      | -                                      | -      | -      | -      | -      |
| NL          | 40.00                                    | 37.10  | 37.50  | 37.90  | 39.40       | 41.20  | 41.30  | 41.50  | 42.10                                  | 42.60  | 43.30  | 43.30  | 43.30  |
| A           | 177.50                                   | 177.50 | 177.50 | 180.50 | 187.50      | 187.50 | 189.50 | 191.50 | 193.50                                 | 196.50 | 196.50 | -      | -      |
| P           | -  | -      | -      | -      | -           | -      | -      | -      | -                                      | -      | -      | -      | -      |
| FIN         | -  | -      | -      | -      | -           | -      | -      | -      | -                                      | -      | -      | -      | -      |
| S           | -  | -      | -      | -      | -           | -      | -      | -      | -                                      | -      | -      | -      | -      |
| UK          | 16.40                                    | 13.78  | 13.78  | 13.68  | 13.88       | 14.28  | 14.28  | 14.28  | 14.28                                  | 14.48  | 14.48  | 14.48  | 14.48  |

D: 8153 DIFFUSIONSSCHNITZEL, GETROCKNET: Einschliesslich der funf neuen Lander

D: 8153 DRIED SUGAR BEET PULP: Including the five new Lander

D: 8153 PULPES SECHES DE BETTERAVES SUCRIERES: Les cinq nouveaux Lander inclus

## PRIX D'ACHAT DES MOYENS DE PRODUCTION AGRICOLE

*ECU (ohne MwSt / excl. VAT / hors TVA)*

| 1994<br>sep | oct   | nov   | dec   | 1995<br>jan | feb   | mar   | apr   | mai   | jun   | jul   | aug   | sep   |   |
|-------------|-------|-------|-------|-------------|-------|-------|-------|-------|-------|-------|-------|-------|---|
|             |       |       |       |             |       |       |       |       |       |       |       |       | <b>Tourteaux d'extraction de soja cult</b>    |
|             |       |       |       |             |       |       |       |       |       |       |       |       | Prix par 100 kg                               |
| 20.73       | 20.06 | 19.87 | 20.74 | 20.68       | 20.77 | 21.15 | 21.72 | 20.27 | 20.24 | 19.97 | 19.62 | 21.00 | B   |
| 18.53       | 18.66 | 18.44 | 18.11 | 18.12       | 18.11 | 18.13 | 18.32 | 18.12 | 18.03 | 18.04 | 17.85 | 17.81 | DK  |
| 20.14       | 19.46 | 18.75 | 18.73 | 18.88       | 18.99 | 19.21 | 19.33 | 18.76 | 18.45 | 18.15 | 17.94 | -     | D   |
| -           | -     | -     | -     | -           | -     | -     | -     | -     | -     | -     | -     | -     | GR  |
| -           | -     | -     | -     | -           | -     | -     | -     | -     | -     | -     | -     | -     | E   |
| -           | -     | -     | -     | -           | -     | -     | -     | -     | -     | -     | -     | -     | F   |
| -           | -     | -     | -     | -           | -     | -     | -     | -     | -     | -     | -     | -     | IRL   |
| 19.27       | 18.57 | 18.18 | 18.67 | 18.64       | 18.32 | 17.59 | 17.49 | 18.18 | 17.75 | 17.86 | 18.24 | 19.36 | I   |
| -           | -     | -     | -     | -           | -     | -     | -     | -     | -     | -     | -     | -     | L   |
| 16.20       | 15.18 | 14.96 | 15.61 | 15.48       | 15.72 | 15.98 | 16.05 | 14.50 | 14.33 | 15.05 | 14.98 | 17.01 | NL  |
| 22.24       | 21.87 | 21.89 | 21.19 | 21.68       | 21.80 | 22.62 | 21.87 | 21.02 | 20.97 | 21.31 | -     | -     | A   |
| -           | -     | -     | -     | -           | -     | -     | -     | -     | -     | -     | -     | -     | P   |
| -           | -     | -     | -     | -           | -     | -     | -     | -     | -     | -     | -     | -     | FIN   |
| 22.25       | 21.74 | 21.77 | 21.78 | 21.69       | 21.40 | 20.88 | 20.30 | 20.53 | 20.49 | 20.31 | 20.57 | 21.09 | S   |
| 27.61       | 27.35 | 26.01 | 25.91 | 25.71       | 25.41 | 24.73 | 24.40 | 24.45 | 24.35 | 24.11 | 24.44 | 25.05 | UK  |
|             |       |       |       |             |       |       |       |       |       |       |       |       | <b>Farine de poisson</b>                      |
|             |       |       |       |             |       |       |       |       |       |       |       |       | Prix par 100 kg                               |
| 43.26       | 42.65 | 41.89 | 42.81 | 43.32       | 43.03 | 43.10 | 43.09 | 43.31 | 44.45 | 45.10 | 44.87 | 46.82 | B   |
| 51.85       | 51.74 | 51.22 | 48.60 | 51.56       | 50.18 | 51.50 | 52.03 | 51.84 | 51.75 | 52.42 | 52.04 | 51.79 | DK  |
| 41.69       | 43.36 | 42.94 | 43.06 | 45.71       | 46.51 | 46.90 | 45.83 | 46.07 | 46.12 | 46.47 | 46.60 | -     | D   |
| -           | -     | -     | -     | -           | -     | -     | -     | -     | -     | -     | -     | -     | GR  |
| 39.33       | 38.29 | 36.99 | 37.68 | 37.32       | 38.19 | 36.85 | 36.92 | 36.95 | 37.79 | 37.46 | 37.48 | 37.88 | E   |
| -           | -     | -     | -     | -           | -     | -     | -     | -     | -     | -     | -     | -     | F   |
| -           | -     | -     | -     | -           | -     | -     | -     | -     | -     | -     | -     | -     | IRL   |
| 46.09       | 45.02 | 44.87 | 45.86 | 46.38       | 44.96 | 42.43 | 42.26 | 44.73 | 45.48 | 47.59 | 49.08 | 49.80 | I   |
| -           | -     | -     | -     | -           | -     | -     | -     | -     | -     | -     | -     | -     | L   |
| 33.89       | 33.62 | 33.65 | 36.77 | 37.82       | 37.76 | 37.26 | 35.73 | 35.92 | 38.34 | 39.76 | 39.76 | 40.98 | NL  |
| 40.78       | 39.29 | 40.82 | 43.49 | 42.24       | 43.23 | 42.17 | 41.04 | 42.04 | 44.24 | 45.67 | -     | -     | A   |
| -           | -     | -     | -     | -           | -     | -     | -     | -     | -     | -     | -     | -     | P   |
| -           | -     | -     | -     | -           | -     | -     | -     | -     | -     | -     | -     | -     | FIN   |
| -           | -     | -     | -     | -           | -     | -     | -     | -     | -     | -     | -     | -     | S   |
| 45.11       | 45.41 | 45.92 | 47.04 | 46.18       | 45.79 | 44.56 | 43.97 | 44.30 | 44.76 | 44.31 | 45.82 | 49.04 | UK  |
|             |       |       |       |             |       |       |       |       |       |       |       |       | <b>Pulpes séchées de betteraves sucrières</b> |
|             |       |       |       |             |       |       |       |       |       |       |       |       | Prix par 100 kg                               |
| 18.89       | 16.63 | 16.66 | 17.78 | 18.10       | 17.65 | 17.42 | 17.85 | 18.65 | 19.03 | 19.08 | 18.85 | 19.28 | B   |
| -           | -     | -     | -     | -           | -     | -     | -     | -     | -     | -     | -     | -     | DK  |
| 15.63       | 11.87 | 12.20 | 11.95 | 12.31       | 13.68 | 14.95 | 14.87 | 15.48 | 14.32 | 16.62 | 17.86 | 17.12 | D   |
| 11.65       | 11.64 | 11.59 | 11.58 | 11.56       | 11.43 | 11.34 | 11.17 | 11.34 | 11.42 | 11.35 | 11.27 | 11.24 | GR  |
| 15.00       | 15.59 | 15.52 | 15.35 | 15.73       | 16.31 | 15.66 | 16.01 | 16.53 | 16.87 | 16.20 | 16.56 | 15.99 | E   |
| 11.16       | 12.00 | 12.49 | 13.28 | -           | -     | -     | -     | -     | -     | -     | -     | -     | F   |
| 16.25       | 15.18 | 15.10 | 15.34 | 15.35       | 15.40 | 15.05 | 15.06 | 15.20 | 15.19 | 15.13 | 15.26 | 15.30 | IRL   |
| 15.96       | 16.02 | 16.65 | 16.51 | 15.70       | 15.79 | 12.81 | 15.03 | 16.36 | 16.54 | 17.72 | 18.31 | 18.79 | I   |
| -           | -     | -     | -     | -           | -     | -     | -     | -     | -     | -     | -     | -     | L   |
| 18.62       | 17.28 | 17.48 | 17.71 | 18.49       | 19.44 | 19.88 | 20.01 | 20.21 | 20.41 | 20.69 | 20.52 | 20.51 | NL  |
| 13.16       | 13.16 | 13.17 | 13.42 | 14.02       | 14.10 | 14.53 | 14.69 | 14.79 | 14.99 | 14.96 | -     | -     | A   |
| -           | -     | -     | -     | -           | -     | -     | -     | -     | -     | -     | -     | -     | P   |
| -           | -     | -     | -     | -           | -     | -     | -     | -     | -     | -     | -     | -     | FIN   |
| -           | -     | -     | -     | -           | -     | -     | -     | -     | -     | -     | -     | -     | S   |
| 20.75       | 17.55 | 17.61 | 17.54 | 17.61       | 17.83 | 17.35 | 17.12 | 17.16 | 17.35 | 17.17 | 17.41 | 17.50 | UK  |

**EINKAUFSPREISE LANDWIRTSCHAFTLICHER  
BETRIEBSMITTEL**
**PURCHASE PRICES OF THE MEANS OF  
AGRICULTURAL PRODUCTION**
*Landeswahrung / National currency / Monnaie nationale (ohne MwSt / excl. VAT / hors TVA)*

|             | 1994<br>sep  | oct    | nov    | dec    | 1995<br>jan | feb    | mar    | apr  | mai    | jun    | jul    | aug    | sep    |  |
|-------------|--|--------|--------|--------|-------------|--------|--------|--|--------|--------|--------|--------|--------|--|
| <b>8233</b> | <b>Erganzungsfutter fur die Kalberaufzucht</b><br>Preise je 100 kg                |        |        |        |             |        |        | <b>Complementary feed for rearing calves</b><br>Prices per 100 kg                      |        |        |        |        |        |  |
| B           | 1083.5   | 1081.2 | 1071.6 | 1071.4 | 1067.7      | 1067.6 | 1067.6 | 1065.7   | 1065.6 | 1065.6 | 1065.6 | 1064.2 | 1049.0 |  |
| DK          | 134.68   | 134.45 | 134.73 | 134.69 | 141.14      | 135.40 | 136.26 | 135.78   | 134.28 | 133.63 | 134.07 | 132.11 | 132.70 |  |
| D           | 37.60  | 37.40  | 37.00  | 36.80  | 36.80       | 36.40  | 36.90  | 36.60  | 36.40  | 36.60  | 35.90  | 35.90  | 35.80  |  |
| GR          | 7443   | 7502   | 7414   | 7417   | 7405        | 7445   | 7472   | 7413   | 7426   | 7473   | 7501   | 7586   | 7624   |  |
| E           | 3971   | 4005   | 3925   | 3918   | 3983        | 3974   | 3934   | 3998   | 3972   | 3967   | 4026   | 4076   | 4087   |  |
| F           | -  | -      | -      | -      | -           | -      | -      | -  | -      | -      | -      | -      | -      |  |
| IRL         | 19.78  | 19.65  | -      | 18.95  | 19.73       | 19.30  | 18.88  | -  | 19.18  | 20.49  | 20.46  | 20.87  | 19.11  |  |
| I           | 48211  | 48029  | 47893  | 47893  | 47885       | 48194  | 48971  | 49782  | 50406  | 51033  | 51215  | 51798  | 51662  |  |
| L           | 1155.0   | 1155.0 | 1155.0 | 1155.0 | 1125.0      | 1125.0 | 1125.0 | 1125.0   | 1125.0 | 1125.0 | 1125.0 | 1125.0 | 1125.0 |  |
| NL          | 47.40  | 47.20  | 46.60  | 46.50  | 47.00       | 46.80  | 46.70  | 46.70  | 46.50  | 46.80  | 46.60  | 46.50  | 46.40  |  |
| A           | 500.00   | 500.00 | 500.00 | 500.00 | 474.00      | 450.00 | 433.00 | 433.00   | 433.00 | 433.00 | 400.00 | -      | -      |  |
| P           | -  | -      | -      | -      | -           | -      | -      | -  | -      | -      | -      | -      | -      |  |
| FIN         | -  | -      | -      | -      | -           | -      | -      | -  | -      | -      | -      | -      | -      |  |
| S           | -  | -      | -      | -      | -           | -      | -      | -  | -      | -      | -      | -      | -      |  |
| UK          | -  | -      | -      | -      | -           | -      | -      | -  | -      | -      | -      | -      | -      |  |
| <b>8263</b> | <b>Erganzungsfutter fur die Rindermast (Sackware)</b><br>Preise je 100 kg          |        |        |        |             |        |        | <b>Complementary feed for cattle fattening (in sacks)</b><br>Prices per 100 kg         |        |        |        |        |        |  |
| B           | 955.2  | 953.0  | 941.3  | 940.4  | 937.3       | 937.3  | 936.2  | 933.9  | 933.1  | 933.1  | 929.2  | 926.1  | 922.9  |  |
| DK          | 140.43   | 140.27 | 140.62 | 140.54 | 140.77      | 140.71 | 140.54 | 139.99   | 136.16 | 135.36 | 135.39 | 135.73 | 136.46 |  |
| D           | 31.05  | 31.75  | 31.00  | 30.70  | 31.35       | 32.50  | 30.55  | 30.80  | 30.95  | 30.40  | 30.35  | 29.85  | 29.30  |  |
| GR          | -  | -      | -      | -      | -           | -      | -      | -  | -      | -      | -      | -      | -      |  |
| E           | 3598   | 3554   | 3544   | 3544   | 3578        | 3609   | 3592   | 3588   | 3624   | 3617   | 3580   | 3592   | 3640   |  |
| F           | -  | -      | -      | -      | -           | -      | -      | -  | -      | -      | -      | -      | -      |  |
| IRL         | 16.46  | 16.46  | 16.27  | 16.32  | 16.28       | 16.20  | 16.20  | 16.31  | 16.23  | 16.39  | 16.46  | 16.52  | 16.41  |  |
| I           | 44473  | 44340  | 44162  | 44322  | 44322       | 44489  | 45022  | 46211  | 47589  | 48167  | 48389  | 48667  | 48611  |  |
| L           | 990.0  | 990.0  | 990.0  | 990.0  | 990.0       | 990.0  | 990.0  | 990.0  | 990.0  | 990.0  | 990.0  | 990.0  | 990.0  |  |
| NL          | -  | -      | -      | -      | -           | -      | -      | -  | -      | -      | -      | -      | -      |  |
| A           | 491.00   | 491.00 | 491.00 | 491.00 | 465.00      | 465.00 | 465.00 | 465.00   | 465.00 | 465.00 | 465.00 | -      | -      |  |
| P           | -  | -      | -      | -      | -           | -      | -      | -  | -      | -      | -      | -      | -      |  |
| FIN         | -  | -      | -      | -      | -           | -      | -      | -  | -      | -      | -      | -      | -      |  |
| S           | -  | -      | -      | -      | -           | -      | -      | -  | -      | -      | -      | -      | -      |  |
| UK          | -  | -      | -      | -      | -           | -      | -      | -  | -      | -      | -      | -      | -      |  |
| <b>8254</b> | <b>Erganzungsfutter fur Milchvieh (Aufstallung) (Sackware)</b><br>Preise je 100 kg |        |        |        |             |        |        | <b>Complementary feed for dairy cattle (stall fed) (in sacks)</b><br>Prices per 100 kg |        |        |        |        |        |  |
| B           | 956.4  | 954.2  | 937.6  | 937.6  | 934.0       | 933.9  | 932.3  | 929.7  | 929.5  | 929.5  | 929.5  | 927.7  | 924.0  |  |
| DK          | -  | -      | -      | -      | -           | -      | -      | -  | -      | -      | -      | -      | -      |  |
| D           | -  | -      | -      | -      | -           | -      | -      | -  | -      | -      | -      | -      | -      |  |
| GR          | 7118   | 7177   | 7155   | 7160   | 7158        | 7195   | 7270   | 7275   | 7318   | 7334   | 7319   | 7412   | 7649   |  |
| E           | 3676   | 3673   | 3700   | 3682   | 3694        | 3703   | 3635   | 3643   | 3658   | 3662   | 3640   | 3654   | 3660   |  |
| F           | -  | -      | -      | -      | -           | -      | -      | -  | -      | -      | -      | -      | -      |  |
| IRL         | 16.88  | 16.81  | 16.82  | 16.78  | 16.85       | 16.84  | 16.72  | 16.79  | 16.67  | 16.88  | 16.69  | 16.75  | 16.65  |  |
| I           | 45381  | 45064  | 45114  | 45264  | 45201       | 45299  | 45911  | 46836  | 47536  | 47911  | 48892  | 49322  | 48916  |  |
| L           | 965.0  | 965.0  | 965.0  | 965.0  | 965.0       | 965.0  | 965.0  | 965.0  | 965.0  | 965.0  | 965.0  | 965.0  | 965.0  |  |
| NL          | 41.40  | 40.90  | 40.40  | 40.30  | 40.70       | 40.70  | 40.50  | 40.20  | 39.30  | 39.90  | 39.80  | 39.60  | 39.50  |  |
| A           | 405.00   | 380.00 | 380.00 | 380.00 | 356.00      | 338.00 | 338.00 | 318.00   | 318.00 | 318.00 | 318.00 | -      | -      |  |
| P           | -  | -      | -      | -      | -           | -      | -      | -  | -      | -      | -      | -      | -      |  |
| FIN         | -  | -      | -      | -      | -           | -      | -      | -  | -      | -      | -      | -      | -      |  |
| S           | -  | -      | -      | -      | -           | -      | -      | -  | -      | -      | -      | -      | -      |  |
| UK          | -  | -      | -      | -      | -           | -      | -      | -  | -      | -      | -      | -      | -      |  |

D: Einschliesslich der funf neuen Lander

D: Including the five new Lander

D: Les cinq nouveaux Lander inclus

# PRIX D'ACHAT DES MOYENS DE PRODUCTION AGRICOLE

*ECU (ohne MwSt / excl. VAT / hors TVA)*

| 1994<br>sep | oct   | nov   | dec   | 1995<br>jan | feb   | mar   | apr   | mai   | jun   | jul   | aug   | sep   |  |
|-------------|-------|-------|-------|-------------|-------|-------|-------|-------|-------|-------|-------|-------|--|
|             |       |       |       |             |       |       |       |       |       |       |       |       | <b>Complémentaire pour veaux d'élevage</b>                             |
|             |       |       |       |             |       |       |       |       |       |       |       |       | Prix par 100 kg  |
| 27.47       | 27.41 | 27.21 | 27.27 | 27.26       | 27.44 | 27.92 | 27.98 | 27.83 | 27.82 | 27.74 | 27.47 | 27.06 | B  |
| 17.83       | 17.92 | 17.98 | 17.98 | 18.84       | 18.15 | 18.37 | 18.61 | 18.44 | 18.36 | 18.43 | 18.09 | 18.16 | DK   |
| 19.62       | 19.51 | 19.33 | 19.25 | 19.36       | 19.26 | 19.92 | 19.76 | 19.57 | 19.63 | 19.22 | 19.05 | 19.00 | D  |
| 25.51       | 25.54 | 25.14 | 25.12 | 25.04       | 25.07 | 24.79 | 24.56 | 24.63 | 24.81 | 24.75 | 25.06 | 25.08 | GR   |
| 24.97       | 25.14 | 24.61 | 24.36 | 24.21       | 24.20 | 23.24 | 23.99 | 24.40 | 24.50 | 25.00 | 25.36 | 25.27 | E  |
| -           | -     | -     | -     | -           | -     | -     | -     | -     | -     | -     | -     | -     | F  |
| 24.72       | 24.74 | -     | 23.92 | 24.76       | 23.97 | 22.91 | -     | 23.52 | 25.10 | 24.96 | 25.68 | 23.58 | IRL  |
| 24.90       | 24.60 | 24.33 | 24.12 | 23.95       | 23.65 | 22.00 | 21.68 | 23.09 | 23.38 | 23.66 | 24.73 | 24.82 | I  |
| 29.28       | 29.28 | 29.33 | 29.39 | 28.73       | 28.91 | 29.42 | 29.53 | 29.39 | 29.37 | 29.29 | 29.04 | 29.02 | L  |
| 22.06       | 21.98 | 21.72 | 21.73 | 22.05       | 22.09 | 22.48 | 22.52 | 22.33 | 22.43 | 22.27 | 22.04 | 21.98 | NL   |
| 37.07       | 37.06 | 37.11 | 37.17 | 35.43       | 33.83 | 33.20 | 33.22 | 33.10 | 33.02 | 30.45 | -     | -     | A  |
| -           | -     | -     | -     | -           | -     | -     | -     | -     | -     | -     | -     | -     | P  |
| -           | -     | -     | -     | -           | -     | -     | -     | -     | -     | -     | -     | -     | FIN  |
| -           | -     | -     | -     | -           | -     | -     | -     | -     | -     | -     | -     | -     | S  |
| -           | -     | -     | -     | -           | -     | -     | -     | -     | -     | -     | -     | -     | UK   |
|             |       |       |       |             |       |       |       |       |       |       |       |       | <b>Complémentaire pour bovins à l'engrais (en sacs)</b>                |
|             |       |       |       |             |       |       |       |       |       |       |       |       | Prix par 100 kg  |
| 24.22       | 24.16 | 23.90 | 23.93 | 23.93       | 24.09 | 24.48 | 24.52 | 24.37 | 24.36 | 24.19 | 23.91 | 23.81 | B  |
| 18.59       | 18.70 | 18.77 | 18.76 | 18.79       | 18.86 | 18.94 | 19.19 | 18.70 | 18.60 | 18.61 | 18.58 | 18.68 | DK   |
| 16.20       | 16.56 | 16.19 | 16.06 | 16.49       | 17.20 | 16.49 | 16.63 | 16.64 | 16.30 | 16.25 | 15.84 | 15.55 | D  |
| -           | -     | -     | -     | -           | -     | -     | -     | -     | -     | -     | -     | -     | GR   |
| 22.62       | 22.31 | 22.22 | 22.04 | 21.75       | 21.97 | 21.22 | 21.53 | 22.26 | 22.34 | 22.23 | 22.35 | 22.50 | E  |
| -           | -     | -     | -     | -           | -     | -     | -     | -     | -     | -     | -     | -     | F  |
| 20.57       | 20.72 | 20.48 | 20.60 | 20.43       | 20.12 | 19.66 | 19.81 | 19.90 | 20.08 | 20.08 | 20.33 | 20.25 | IRL  |
| 22.97       | 22.71 | 22.44 | 22.32 | 22.17       | 21.83 | 20.22 | 20.13 | 21.80 | 22.07 | 22.35 | 23.23 | 23.35 | I  |
| 25.10       | 25.10 | 25.14 | 25.19 | 25.28       | 25.44 | 25.89 | 25.99 | 25.86 | 25.85 | 25.78 | 25.56 | 25.54 | L  |
| -           | -     | -     | -     | -           | -     | -     | -     | -     | -     | -     | -     | -     | NL   |
| 36.41       | 36.40 | 36.44 | 36.50 | 34.76       | 34.96 | 35.66 | 35.67 | 35.54 | 35.47 | 35.40 | -     | -     | A  |
| -           | -     | -     | -     | -           | -     | -     | -     | -     | -     | -     | -     | -     | P  |
| -           | -     | -     | -     | -           | -     | -     | -     | -     | -     | -     | -     | -     | FIN  |
| -           | -     | -     | -     | -           | -     | -     | -     | -     | -     | -     | -     | -     | S  |
| -           | -     | -     | -     | -           | -     | -     | -     | -     | -     | -     | -     | -     | UK   |
|             |       |       |       |             |       |       |       |       |       |       |       |       | <b>Complémentaire pour vaches laitières (en stabulation) (en sacs)</b> |
|             |       |       |       |             |       |       |       |       |       |       |       |       | Prix par 100 kg  |
| 24.25       | 24.19 | 23.81 | 23.86 | 23.85       | 24.00 | 24.38 | 24.41 | 24.28 | 24.27 | 24.20 | 23.95 | 23.84 | B  |
| -           | -     | -     | -     | -           | -     | -     | -     | -     | -     | -     | -     | -     | DK   |
| -           | -     | -     | -     | -           | -     | -     | -     | -     | -     | -     | -     | -     | D  |
| 24.40       | 24.43 | 24.26 | 24.25 | 24.21       | 24.22 | 24.12 | 24.10 | 24.27 | 24.35 | 24.15 | 24.49 | 25.16 | GR   |
| 23.11       | 23.06 | 23.20 | 22.90 | 22.45       | 22.55 | 21.47 | 21.86 | 22.47 | 22.62 | 22.61 | 22.73 | 22.63 | E  |
| -           | -     | -     | -     | -           | -     | -     | -     | -     | -     | -     | -     | -     | F  |
| 21.10       | 21.16 | 21.17 | 21.18 | 21.14       | 20.92 | 20.29 | 20.39 | 20.44 | 20.68 | 20.36 | 20.61 | 20.54 | IRL  |
| 23.44       | 23.08 | 22.92 | 22.80 | 22.61       | 22.23 | 20.62 | 20.40 | 21.78 | 21.95 | 22.59 | 23.55 | 23.50 | I  |
| 24.47       | 24.47 | 24.50 | 24.56 | 24.64       | 24.80 | 25.23 | 25.33 | 25.21 | 25.20 | 25.13 | 24.91 | 24.90 | L  |
| 19.27       | 19.05 | 18.83 | 18.83 | 19.10       | 19.21 | 19.49 | 19.38 | 18.87 | 19.12 | 19.02 | 18.77 | 18.71 | NL   |
| 30.03       | 28.17 | 28.20 | 28.25 | 26.61       | 25.41 | 25.92 | 24.40 | 24.31 | 24.25 | 24.21 | -     | -     | A  |
| -           | -     | -     | -     | -           | -     | -     | -     | -     | -     | -     | -     | -     | P  |
| -           | -     | -     | -     | -           | -     | -     | -     | -     | -     | -     | -     | -     | FIN  |
| -           | -     | -     | -     | -           | -     | -     | -     | -     | -     | -     | -     | -     | S  |
| -           | -     | -     | -     | -           | -     | -     | -     | -     | -     | -     | -     | -     | UK   |

**EINKAUFSPREISE LANDWIRTSCHAFTLICHER  
BETRIEBSMITTEL**

**PURCHASE PRICES OF THE MEANS OF  
AGRICULTURAL PRODUCTION**

*Landeswährung / National currency / Monnaie nationale (ohne MwSt / excl. VAT / hors TVA)*

|             | 1994<br>sep  | oct    | nov    | dec    | 1995<br>jan | feb    | mar    | apr  | mai    | jun    | jul    | aug    | sep    |  |
|-------------|--|--------|--------|--------|-------------|--------|--------|--|--------|--------|--------|--------|--------|--|
| <b>8288</b> | <b>Alleinfutter für die Ferkelaufzucht (Sackware)</b><br>Preise je 100 kg    |        |        |        |             |        |        | <b>Complete feed for rearing piglets (In sacks)</b><br>Prices per 100 kg |        |        |        |        |        |  |
| B           | 1245.5   | 1241.3 | 1230.9 | 1229.7 | 1229.3      | 1229.2 | 1224.2 | 1218.6   | 1215.9 | 1215.9 | 1218.2 | 1210.1 | 1210.1 |  |
| DK          | 139.26   | 140.70 | 141.11 | 141.12 | 141.14      | 142.27 | 142.83 | 144.09   | 143.83 | 144.27 | 144.62 | 138.19 | 136.21 |  |
| D           | -  | -      | -      | -      | -           | -      | -      | -  | -      | -      | -      | -      | -      |  |
| GR          | 10080  | 10086  | 10060  | 9973   | 10130       | 10220  | 10345  | 10370  | 10260  | 10125  | 10194  | 10035  | 10035  |  |
| E           | 5309   | 5045   | 5032   | 5033   | 5393        | 5365   | 5391   | 5425   | 5415   | 5421   | 5396   | 5395   | 5387   |  |
| F           | -  | -      | -      | -      | -           | -      | -      | -  | -      | -      | -      | -      | -      |  |
| IRL         | 19.50  | 19.20  | 19.10  | 19.72  | 19.84       | 19.19  | 18.36  | 18.43  | 18.03  | 19.33  | 19.33  | 19.33  | 19.64  |  |
| I           | 60083  | 59875  | 59442  | 59692  | 59858       | 59367  | 60300  | 62042  | 63458  | 63642  | 63975  | 63108  | 62858  |  |
| L           | 1315.0   | 1315.0 | 1315.0 | 1315.0 | 1315.0      | 1315.0 | 1315.0 | 1315.0   | 1315.0 | 1315.0 | 1315.0 | 1315.0 | 1315.0 |  |
| NL          | 62.80  | 62.40  | 61.70  | 61.10  | 62.10       | 62.30  | 62.30  | 62.10  | 61.90  | 61.60  | 61.40  | 60.80  | 60.20  |  |
| A           | 520.00   | 520.00 | 485.00 | 485.00 | 460.00      | 450.00 | 450.00 | 450.00   | 450.00 | 450.00 | 432.00 | -      | -      |  |
| P           | -  | -      | -      | -      | -           | -      | -      | -  | -      | -      | -      | -      | -      |  |
| FIN         | -  | -      | -      | -      | -           | -      | -      | -  | -      | -      | -      | -      | -      |  |
| S           | -  | -      | -      | -      | -           | -      | -      | -  | -      | -      | -      | -      | -      |  |
| UK          | -  | -      | -      | -      | -           | -      | -      | -  | -      | -      | -      | -      | -      |  |
| <b>8296</b> | <b>Alleinfutter für die Schweinemast (Sackware)</b><br>Preise je 100 kg      |        |        |        |             |        |        | <b>Complete feed for fattening pigs (In sacks)</b><br>Prices per 100 kg  |        |        |        |        |        |  |
| B           | 928.7  | 925.9  | 917.0  | 916.3  | 914.9       | 914.8  | 908.3  | 903.3  | 899.7  | 899.7  | 900.8  | 894.3  | 896.0  |  |
| DK          | 135.27   | 137.59 | 138.53 | 139.74 | 138.96      | 139.56 | 140.19 | 140.63   | 140.47 | 141.36 | 141.69 | 135.16 | 132.90 |  |
| D           | -  | -      | -      | -      | -           | -      | -      | -  | -      | -      | -      | -      | -      |  |
| GR          | 8615   | 8607   | 8555   | 8595   | 8217        | 8251   | 8235   | 8788   | 8786   | 8786   | 8817   | 8883   | 8914   |  |
| E           | 3787   | 3745   | 3736   | 3707   | 3733        | 3740   | 3767   | 3831   | 3835   | 3702   | 3687   | 3698   | 3753   |  |
| F           | -  | -      | -      | -      | -           | -      | -      | -  | -      | -      | -      | -      | -      |  |
| IRL         | 19.21  | 19.09  | 18.85  | 19.07  | 19.21       | 19.19  | 18.92  | 19.15  | 19.18  | 19.27  | 19.81  | 19.88  | 19.86  |  |
| I           | 46650  | 46739  | 46672  | 46817  | 47122       | 46711  | 47333  | 48778  | 49089  | 49744  | 50717  | 50756  | 49506  |  |
| L           | 1025.0   | 1025.0 | 1025.0 | 1025.0 | 1025.0      | 1025.0 | 1025.0 | 1025.0   | 1025.0 | 1025.0 | 1025.0 | 1025.0 | 1025.0 |  |
| NL          | 44.70  | 44.30  | 44.10  | 43.80  | 44.90       | 44.90  | 45.10  | 44.90  | 44.80  | 44.70  | 44.60  | 44.20  | 43.80  |  |
| A           | 430.00   | 420.00 | 395.00 | 395.00 | 373.00      | 364.00 | 364.00 | 364.00   | 364.00 | 364.00 | 345.00 | -      | -      |  |
| P           | -  | -      | -      | -      | -           | -      | -      | -  | -      | -      | -      | -      | -      |  |
| FIN         | -  | -      | -      | -      | -           | -      | -      | -  | -      | -      | -      | -      | -      |  |
| S           | -  | -      | -      | -      | -           | -      | -      | -  | -      | -      | -      | -      | -      |  |
| UK          | -  | -      | -      | -      | -           | -      | -      | -  | -      | -      | -      | -      | -      |  |
| <b>8307</b> | <b>Alleinfutter für Küken der ersten Tage (Sackware)</b><br>Preise je 100 kg |        |        |        |             |        |        | <b>Baby chick feed (In sacks)</b><br>Prices per 100 kg                   |        |        |        |        |        |  |
| B           | 1282.2   | 1280.8 | 1266.5 | 1266.5 | 1266.5      | 1266.5 | 1266.5 | 1265.4   | 1264.0 | 1264.0 | 1264.0 | 1259.8 | 1259.0 |  |
| DK          | -  | -      | -      | -      | -           | -      | -      | -  | -      | -      | -      | -      | -      |  |
| D           | -  | -      | -      | -      | -           | -      | -      | -  | -      | -      | -      | -      | -      |  |
| GR          | 8980   | 8948   | 8978   | 9002   | 9044        | 9104   | 9142   | 9139   | 9204   | 9267   | 9761   | 9821   | 9873   |  |
| E           | -  | -      | -      | -      | -           | -      | -      | -  | -      | -      | -      | -      | -      |  |
| F           | -  | -      | -      | -      | -           | -      | -      | -  | -      | -      | -      | -      | -      |  |
| IRL         | 23.93  | 24.13  | 23.38  | 23.17  | 23.10       | 22.87  | 22.14  | 22.59  | 22.77  | 22.81  | 23.54  | 22.51  | 23.10  |  |
| I           | 58915  | 58824  | 59006  | 58833  | 58878       | 59333  | 60575  | 62972  | 64227  | 64754  | 65336  | 66731  | 66822  |  |
| L           | 1365.0   | 1365.0 | 1365.0 | 1365.0 | 1365.0      | 1365.0 | 1365.0 | 1365.0   | 1365.0 | 1365.0 | 1365.0 | 1365.0 | 1365.0 |  |
| NL          | 51.80  | 51.10  | 50.50  | 50.10  | 50.50       | 50.60  | 50.40  | 50.30  | 50.10  | 50.10  | 49.60  | 49.40  | 49.40  |  |
| A           | 670.00   | 670.00 | 670.00 | 670.00 | 527.00      | 527.00 | 500.00 | 500.00   | 500.00 | 500.00 | 500.00 | -      | -      |  |
| P           | -  | -      | -      | -      | -           | -      | -      | -  | -      | -      | -      | -      | -      |  |
| FIN         | -  | -      | -      | -      | -           | -      | -      | -  | -      | -      | -      | -      | -      |  |
| S           | -  | -      | -      | -      | -           | -      | -      | -  | -      | -      | -      | -      | -      |  |
| UK          | -  | -      | -      | -      | -           | -      | -      | -  | -      | -      | -      | -      | -      |  |

# PRIX D'ACHAT DES MOYENS DE PRODUCTION AGRICOLE

*ECU (ohne MwSt / excl. VAT / hors TVA)*

| 1994<br>sep | oct   | nov   | dec   | 1995<br>jan | feb   | mar   | apr   | mai   | jun   | jul   | aug   | sep   |   |
|-------------|-------|-------|-------|-------------|-------|-------|-------|-------|-------|-------|-------|-------|---|
|             |       |       |       |             |       |       |       |       |       |       |       |       | <b>Complet pour porcelets d'élevage (en sacs)</b>         |
|             |       |       |       |             |       |       |       |       |       |       |       |       | Prix par 100 kg   |
| 31.58       | 31.47 | 31.25 | 31.29 | 31.39       | 31.59 | 32.01 | 31.99 | 31.76 | 31.75 | 31.72 | 31.24 | 31.22 | B   |
| 18.44       | 18.75 | 18.83 | 18.84 | 18.84       | 19.07 | 19.25 | 19.75 | 19.75 | 19.82 | 19.88 | 18.92 | 18.64 | DK  |
| -           | -     | -     | -     | -           | -     | -     | -     | -     | -     | -     | -     | -     | D   |
| 34.55       | 34.34 | 34.11 | 33.78 | 34.26       | 34.41 | 34.32 | 34.36 | 34.03 | 33.61 | 33.63 | 33.15 | 33.01 | GR  |
| 33.38       | 31.67 | 31.55 | 31.30 | 32.78       | 32.67 | 31.85 | 32.55 | 33.26 | 33.48 | 33.51 | 33.56 | 33.30 | E   |
| -           | -     | -     | -     | -           | -     | -     | -     | -     | -     | -     | -     | -     | F   |
| 24.37       | 24.17 | 24.04 | 24.90 | 24.89       | 23.83 | 22.28 | 22.38 | 22.11 | 23.68 | 23.58 | 23.79 | 24.23 | IRL   |
| 31.03       | 30.66 | 30.20 | 30.06 | 29.94       | 29.13 | 27.08 | 27.02 | 29.07 | 29.16 | 29.55 | 30.13 | 30.20 | I   |
| 33.34       | 33.34 | 33.39 | 33.47 | 33.58       | 33.79 | 34.39 | 34.52 | 34.35 | 34.33 | 34.24 | 33.95 | 33.93 | L   |
| 29.23       | 29.06 | 28.76 | 28.55 | 29.14       | 29.40 | 29.99 | 29.94 | 29.72 | 29.52 | 29.34 | 28.81 | 28.52 | NL  |
| 38.56       | 38.55 | 35.99 | 36.05 | 34.39       | 33.83 | 34.51 | 34.52 | 34.39 | 34.32 | 32.88 | -     | -     | A   |
| -           | -     | -     | -     | -           | -     | -     | -     | -     | -     | -     | -     | -     | P   |
| -           | -     | -     | -     | -           | -     | -     | -     | -     | -     | -     | -     | -     | FIN   |
| -           | -     | -     | -     | -           | -     | -     | -     | -     | -     | -     | -     | -     | S   |
| -           | -     | -     | -     | -           | -     | -     | -     | -     | -     | -     | -     | -     | UK  |
|             |       |       |       |             |       |       |       |       |       |       |       |       | <b>Complet pour porcs à l'engrais (en sacs)</b>           |
|             |       |       |       |             |       |       |       |       |       |       |       |       | Prix par 100 kg   |
| 23.55       | 23.48 | 23.28 | 23.32 | 23.36       | 23.51 | 23.75 | 23.71 | 23.50 | 23.49 | 23.45 | 23.09 | 23.12 | B   |
| 17.91       | 18.34 | 18.49 | 18.65 | 18.55       | 18.70 | 18.90 | 19.28 | 19.29 | 19.42 | 19.47 | 18.50 | 18.19 | DK  |
| -           | -     | -     | -     | -           | -     | -     | -     | -     | -     | -     | -     | -     | D   |
| 29.53       | 29.30 | 29.01 | 29.11 | 27.79       | 27.78 | 27.32 | 29.11 | 29.14 | 29.17 | 29.09 | 29.35 | 29.32 | GR  |
| 23.81       | 23.51 | 23.43 | 23.05 | 22.69       | 22.77 | 22.25 | 22.99 | 23.56 | 22.86 | 22.90 | 23.01 | 23.20 | E   |
| -           | -     | -     | -     | -           | -     | -     | -     | -     | -     | -     | -     | -     | F   |
| 24.01       | 24.03 | 23.72 | 24.08 | 24.10       | 23.83 | 22.96 | 23.26 | 23.52 | 23.61 | 24.16 | 24.46 | 24.50 | IRL   |
| 24.09       | 23.94 | 23.71 | 23.58 | 23.57       | 22.92 | 21.26 | 21.24 | 22.49 | 22.79 | 23.43 | 24.23 | 23.78 | I   |
| 25.99       | 25.99 | 26.02 | 26.09 | 26.17       | 26.34 | 26.80 | 26.91 | 26.77 | 26.76 | 26.69 | 26.46 | 26.44 | L   |
| 20.81       | 20.63 | 20.55 | 20.47 | 21.07       | 21.19 | 21.71 | 21.65 | 21.51 | 21.42 | 21.31 | 20.95 | 20.75 | NL  |
| 31.88       | 31.13 | 29.31 | 29.36 | 27.88       | 27.36 | 27.91 | 27.93 | 27.82 | 27.76 | 26.26 | -     | -     | A   |
| -           | -     | -     | -     | -           | -     | -     | -     | -     | -     | -     | -     | -     | P   |
| -           | -     | -     | -     | -           | -     | -     | -     | -     | -     | -     | -     | -     | FIN   |
| -           | -     | -     | -     | -           | -     | -     | -     | -     | -     | -     | -     | -     | S   |
| -           | -     | -     | -     | -           | -     | -     | -     | -     | -     | -     | -     | -     | UK  |
|             |       |       |       |             |       |       |       |       |       |       |       |       | <b>Complet pour poussins des premiers jours (en sacs)</b> |
|             |       |       |       |             |       |       |       |       |       |       |       |       | Prix par 100 kg   |
| 32.51       | 32.47 | 32.16 | 32.23 | 32.34       | 32.55 | 33.12 | 33.22 | 33.02 | 33.00 | 32.91 | 32.52 | 32.48 | B   |
| -           | -     | -     | -     | -           | -     | -     | -     | -     | -     | -     | -     | -     | DK  |
| -           | -     | -     | -     | -           | -     | -     | -     | -     | -     | -     | -     | -     | D   |
| 30.78       | 30.46 | 30.45 | 30.49 | 30.59       | 30.65 | 30.33 | 30.28 | 30.53 | 30.76 | 32.20 | 32.45 | 32.48 | GR  |
| -           | -     | -     | -     | -           | -     | -     | -     | -     | -     | -     | -     | -     | E   |
| -           | -     | -     | -     | -           | -     | -     | -     | -     | -     | -     | -     | -     | F   |
| 29.91       | 30.38 | 29.43 | 29.25 | 28.98       | 28.41 | 26.87 | 27.44 | 27.92 | 27.94 | 28.71 | 27.70 | 28.50 | IRL   |
| 30.43       | 30.13 | 29.98 | 29.63 | 29.45       | 29.12 | 27.21 | 27.42 | 29.42 | 29.67 | 30.18 | 31.86 | 32.10 | I   |
| 34.61       | 34.61 | 34.66 | 34.74 | 34.85       | 35.08 | 35.69 | 35.83 | 35.65 | 35.64 | 35.54 | 35.24 | 35.22 | L   |
| 24.11       | 23.80 | 23.54 | 23.41 | 23.69       | 23.88 | 24.26 | 24.25 | 24.06 | 24.01 | 23.70 | 23.41 | 23.40 | NL  |
| 49.68       | 49.67 | 49.72 | 49.81 | 39.40       | 39.62 | 38.34 | 38.36 | 38.22 | 38.14 | 38.06 | -     | -     | A   |
| -           | -     | -     | -     | -           | -     | -     | -     | -     | -     | -     | -     | -     | P   |
| -           | -     | -     | -     | -           | -     | -     | -     | -     | -     | -     | -     | -     | FIN   |
| -           | -     | -     | -     | -           | -     | -     | -     | -     | -     | -     | -     | -     | S   |
| -           | -     | -     | -     | -           | -     | -     | -     | -     | -     | -     | -     | -     | UK  |

**EINKAUFSPREISE LANDWIRTSCHAFTLICHER  
BETRIEBSMITTEL**

**PURCHASE PRICES OF THE MEANS OF  
AGRICULTURAL PRODUCTION**

*Landeswährung / National currency / Monnaie nationale (ohne MwSt / excl. VAT / hors TVA)*

|             | 1994<br>sep  | oct    | nov    | dec    | 1995<br>jan | feb    | mar    | apr   | mai    | jun    | jul    | aug    | sep    |  |
|-------------|--|--------|--------|--------|-------------|--------|--------|---|--------|--------|--------|--------|--------|--|
| <b>8327</b> | <b>Alleinfutter für die Endmast von Geflügel (Sackware)</b><br>Preise je 100 kg      |        |        |        |             |        |        | <b>Complete feed for broiler production (in sacks)</b><br>Prices per 100 kg     |        |        |        |        |        |  |
| B           | 1253.6   | 1251.6 | 1240.3 | 1239.9 | 1238.3      | 1238.3 | 1235.7 | 1235.2  | 1235.2 | 1235.2 | 1236.1 | 1236.3 | 1236.5 |  |
| DK          | -  | -      | -      | -      | -           | -      | -      | -   | -      | -      | -      | -      | -      |  |
| D           | -  | -      | -      | -      | -           | -      | -      | -   | -      | -      | -      | -      | -      |  |
| GR          | 7806   | 7821   | 7821   | 7721   | 7797        | 7818   | 7833   | 7881  | 7927   | 7939   | 8005   | 8101   | 8205   |  |
| E           | 4405   | 4428   | 4383   | 4365   | 4316        | 4297   | 4269   | 4305  | 4246   | 4212   | 4253   | 4281   | 4378   |  |
| F           | -  | -      | -      | -      | -           | -      | -      | -   | -      | -      | -      | -      | -      |  |
| IRL         | -  | -      | -      | -      | -           | -      | -      | -   | -      | -      | -      | -      | -      |  |
| I           | 55736  | 55611  | 55611  | 55611  | 55749       | 56061  | 57351  | 60479   | 61003  | 61138  | 61388  | 62449  | 62449  |  |
| L           | 1560.0   | 1560.0 | 1560.0 | 1560.0 | 1560.0      | 1560.0 | 1560.0 | 1560.0  | 1560.0 | 1560.0 | 1560.0 | 1560.0 | 1560.0 |  |
| NL          | 58.30  | 57.90  | 57.50  | 57.30  | 57.40       | 57.60  | 57.40  | 57.20   | 57.00  | 56.80  | 56.80  | 56.40  | 56.30  |  |
| A           | 670.00   | 670.00 | 670.00 | 670.00 | 618.00      | 618.00 | 590.00 | 590.00  | 590.00 | 590.00 | 590.00 | -      | -      |  |
| P           | -  | -      | -      | -      | -           | -      | -      | -   | -      | -      | -      | -      | -      |  |
| FIN         | -  | -      | -      | -      | -           | -      | -      | -   | -      | -      | -      | -      | -      |  |
| S           | -  | -      | -      | -      | -           | -      | -      | -   | -      | -      | -      | -      | -      |  |
| UK          | -  | -      | -      | -      | -           | -      | -      | -   | -      | -      | -      | -      | -      |  |
| <b>8312</b> | <b>Alleinfutter für Junghennen bis zur Legereife (Sackware)</b><br>Preise je 100 kg  |        |        |        |             |        |        | <b>Complete feed for rearing pullets to lay (in sacks)</b><br>Prices per 100 kg |        |        |        |        |        |  |
| B           | 1078.9   | 1077.4 | 1061.2 | 1061.0 | 1061.0      | 1061.0 | 1061.0 | 1060.6  | 1060.2 | 1060.2 | 1071.5 | 1069.5 | 1068.9 |  |
| DK          | -  | -      | -      | -      | -           | -      | -      | -   | -      | -      | -      | -      | -      |  |
| D           | -  | -      | -      | -      | -           | -      | -      | -   | -      | -      | -      | -      | -      |  |
| GR          | 8240   | 8240   | 8240   | 8240   | 8325        | 8330   | 8330   | 8405  | 8412   | 8456   | 8570   | 8596   | 8659   |  |
| E           | 4264   | 4261   | 4253   | 4207   | 4275        | 4206   | 4183   | 4208  | 4218   | 4166   | 4182   | 4269   | 4286   |  |
| F           | -  | -      | -      | -      | -           | -      | -      | -   | -      | -      | -      | -      | -      |  |
| IRL         | -  | -      | -      | -      | -           | -      | -      | -   | -      | -      | -      | -      | -      |  |
| I           | 59408  | 59783  | 59792  | 59792  | 60171       | 60579  | 61329  | 62608   | 63049  | 64602  | 64947  | 66468  | 65667  |  |
| L           | 1315.0   | 1315.0 | 1315.0 | 1315.0 | 1315.0      | 1315.0 | 1315.0 | 1315.0  | 1315.0 | 1315.0 | 1315.0 | 1315.0 | 1315.0 |  |
| NL          | 48.60  | 48.00  | 47.50  | 47.10  | 47.50       | 47.50  | 47.40  | 47.30   | 47.20  | 47.10  | 46.70  | 46.50  | 46.40  |  |
| A           | 530.00   | 530.00 | 530.00 | 530.00 | 445.00      | 445.00 | 418.00 | 418.00  | 418.00 | 418.00 | 418.00 | -      | -      |  |
| P           | -  | -      | -      | -      | -           | -      | -      | -   | -      | -      | -      | -      | -      |  |
| FIN         | -  | -      | -      | -      | -           | -      | -      | -   | -      | -      | -      | -      | -      |  |
| S           | -  | -      | -      | -      | -           | -      | -      | -   | -      | -      | -      | -      | -      |  |
| UK          | -  | -      | -      | -      | -           | -      | -      | -   | -      | -      | -      | -      | -      |  |
| <b>8319</b> | <b>Alleinfutter für Legehennen in Batteriehaltung (Sackware)</b><br>Preise je 100 kg |        |        |        |             |        |        | <b>Complete feed for battery laying hens (in sacks)</b><br>Prices per 100 kg    |        |        |        |        |        |  |
| B           | 1130.2   | 1124.3 | 1109.2 | 1109.0 | 1109.0      | 1109.0 | 1109.0 | 1109.0  | 1109.0 | 1109.0 | 1109.0 | 1105.0 | 1104.0 |  |
| DK          | -  | -      | -      | -      | -           | -      | -      | -   | -      | -      | -      | -      | -      |  |
| D           | -  | -      | -      | -      | -           | -      | -      | -   | -      | -      | -      | -      | -      |  |
| GR          | 8340   | 8340   | 8315   | 8215   | 8367        | 8451   | 8510   | 8566  | 8594   | 9407   | 9413   | 9450   | 9499   |  |
| E           | 4132   | 4107   | 4106   | 4104   | 4105        | 4056   | 4037   | 4057  | 4039   | 4015   | 4025   | 4063   | 4110   |  |
| F           | -  | -      | -      | -      | -           | -      | -      | -   | -      | -      | -      | -      | -      |  |
| IRL         | 20.38  | 20.61  | 20.23  | 20.32  | 20.07       | 20.06  | 19.55  | 20.06   | 19.76  | 20.04  | 20.76  | 20.52  | 20.29  |  |
| I           | 51781  | 51614  | 51456  | 51422  | 51422       | 51589  | 52836  | 54903   | 56649  | 56933  | 58259  | 58909  | 59171  |  |
| L           | 1345.0   | 1345.0 | 1345.0 | 1345.0 | 1345.0      | 1345.0 | 1345.0 | 1345.0  | 1345.0 | 1345.0 | 1345.0 | 1345.0 | 1345.0 |  |
| NL          | 48.20  | 47.70  | 47.10  | 46.80  | 47.50       | 47.60  | 47.40  | 47.30   | 47.20  | 47.20  | 46.70  | 46.40  | 46.40  |  |
| A           | 500.00   | 490.00 | 440.00 | 440.00 | 386.00      | 386.00 | 386.00 | 386.00  | 386.00 | 386.00 | 386.00 | -      | -      |  |
| P           | -  | -      | -      | -      | -           | -      | -      | -   | -      | -      | -      | -      | -      |  |
| FIN         | -  | -      | -      | -      | -           | -      | -      | -   | -      | -      | -      | -      | -      |  |
| S           | -  | -      | -      | -      | -           | -      | -      | -   | -      | -      | -      | -      | -      |  |
| UK          | -  | -      | -      | -      | -           | -      | -      | -   | -      | -      | -      | -      | -      |  |



**PRIX D'ACHAT DES MOYENS  
DE PRODUCTION AGRICOLE**

*ECU (ohne MwSt / excl. VAT / hors TVA)*

| 1994<br>sep | oct   | nov   | dec   | 1995<br>jan | feb   | mar   | apr   | mai   | jun   | jul   | aug   | sep   |   |
|-------------|-------|-------|-------|-------------|-------|-------|-------|-------|-------|-------|-------|-------|---|
|             |       |       |       |             |       |       |       |       |       |       |       |       | <b>Complet pour poulets à l'engrais (en sacs)</b>             |
|             |       |       |       |             |       |       |       |       |       |       |       |       | Prix par 100 kg   |
| 31.78       | 31.73 | 31.49 | 31.55 | 31.62       | 31.82 | 32.31 | 32.43 | 32.26 | 32.25 | 32.18 | 31.92 | 31.90 | B   |
| -           | -     | -     | -     | -           | -     | -     | -     | -     | -     | -     | -     | -     | DK  |
| -           | -     | -     | -     | -           | -     | -     | -     | -     | -     | -     | -     | -     | D   |
| 26.76       | 26.63 | 26.52 | 26.15 | 26.37       | 26.32 | 25.99 | 26.11 | 26.29 | 26.35 | 26.41 | 26.77 | 26.99 | GR  |
| 27.70       | 27.80 | 27.48 | 27.14 | 26.23       | 26.16 | 25.22 | 25.83 | 26.08 | 26.01 | 26.41 | 26.63 | 27.06 | E   |
| -           | -     | -     | -     | -           | -     | -     | -     | -     | -     | -     | -     | -     | F   |
| -           | -     | -     | -     | -           | -     | -     | -     | -     | -     | -     | -     | -     | IRL   |
| 28.79       | 28.48 | 28.25 | 28.01 | 27.89       | 27.51 | 25.76 | 26.34 | 27.95 | 28.01 | 28.36 | 29.81 | 30.00 | I   |
| 39.55       | 39.55 | 39.61 | 39.70 | 39.83       | 40.09 | 40.79 | 40.95 | 40.75 | 40.73 | 40.62 | 40.27 | 40.25 | L   |
| 27.14       | 26.96 | 26.80 | 26.77 | 26.93       | 27.18 | 27.63 | 27.58 | 27.37 | 27.22 | 27.14 | 26.73 | 26.67 | NL  |
| 49.68       | 49.67 | 49.72 | 49.81 | 46.20       | 46.46 | 45.24 | 45.26 | 45.09 | 45.00 | 44.91 | -     | -     | A   |
| -           | -     | -     | -     | -           | -     | -     | -     | -     | -     | -     | -     | -     | P   |
| -           | -     | -     | -     | -           | -     | -     | -     | -     | -     | -     | -     | -     | FIN   |
| -           | -     | -     | -     | -           | -     | -     | -     | -     | -     | -     | -     | -     | S   |
| -           | -     | -     | -     | -           | -     | -     | -     | -     | -     | -     | -     | -     | UK  |
|             |       |       |       |             |       |       |       |       |       |       |       |       | <b>Complet pour poulettes jusqu'à la ponte (en sacs)</b>      |
|             |       |       |       |             |       |       |       |       |       |       |       |       | Prix par 100 kg   |
| 27.35       | 27.32 | 26.94 | 27.00 | 27.09       | 27.27 | 27.74 | 27.84 | 27.69 | 27.68 | 27.90 | 27.61 | 27.58 | B   |
| -           | -     | -     | -     | -           | -     | -     | -     | -     | -     | -     | -     | -     | DK  |
| -           | -     | -     | -     | -           | -     | -     | -     | -     | -     | -     | -     | -     | D   |
| 28.24       | 28.05 | 27.94 | 27.91 | 28.15       | 28.05 | 27.64 | 27.85 | 27.90 | 28.07 | 28.27 | 28.40 | 28.48 | GR  |
| 26.81       | 26.75 | 26.67 | 26.16 | 25.98       | 25.61 | 24.71 | 25.25 | 25.91 | 25.73 | 25.97 | 26.56 | 26.50 | E   |
| -           | -     | -     | -     | -           | -     | -     | -     | -     | -     | -     | -     | -     | F   |
| -           | -     | -     | -     | -           | -     | -     | -     | -     | -     | -     | -     | -     | IRL   |
| 30.68       | 30.62 | 30.38 | 30.11 | 30.10       | 29.73 | 27.55 | 27.27 | 28.88 | 29.60 | 30.00 | 31.73 | 31.55 | I   |
| 33.34       | 33.34 | 33.39 | 33.47 | 33.58       | 33.79 | 34.39 | 34.52 | 34.35 | 34.33 | 34.24 | 33.95 | 33.93 | L   |
| 22.62       | 22.35 | 22.14 | 22.01 | 22.29       | 22.42 | 22.82 | 22.80 | 22.66 | 22.57 | 22.32 | 22.04 | 21.98 | NL  |
| 39.30       | 39.29 | 39.33 | 39.40 | 33.27       | 33.45 | 32.05 | 32.07 | 31.95 | 31.88 | 31.82 | -     | -     | A   |
| -           | -     | -     | -     | -           | -     | -     | -     | -     | -     | -     | -     | -     | P   |
| -           | -     | -     | -     | -           | -     | -     | -     | -     | -     | -     | -     | -     | FIN   |
| -           | -     | -     | -     | -           | -     | -     | -     | -     | -     | -     | -     | -     | S   |
| -           | -     | -     | -     | -           | -     | -     | -     | -     | -     | -     | -     | -     | UK  |
|             |       |       |       |             |       |       |       |       |       |       |       |       | <b>Complet pour poules pondeuses (en batteries) (en sacs)</b> |
|             |       |       |       |             |       |       |       |       |       |       |       |       | Prix par 100 kg   |
| 28.66       | 28.51 | 28.16 | 28.22 | 28.32       | 28.50 | 29.00 | 29.11 | 28.97 | 28.96 | 28.87 | 28.53 | 28.48 | B   |
| -           | -     | -     | -     | -           | -     | -     | -     | -     | -     | -     | -     | -     | DK  |
| -           | -     | -     | -     | -           | -     | -     | -     | -     | -     | -     | -     | -     | D   |
| 28.59       | 28.39 | 28.20 | 27.82 | 28.30       | 28.45 | 28.23 | 28.38 | 28.50 | 31.23 | 31.05 | 31.22 | 31.25 | GR  |
| 25.98       | 25.78 | 25.75 | 25.52 | 24.95       | 24.70 | 23.85 | 24.34 | 24.81 | 24.80 | 25.00 | 25.28 | 25.41 | E   |
| -           | -     | -     | -     | -           | -     | -     | -     | -     | -     | -     | -     | -     | F   |
| 25.47       | 25.95 | 25.46 | 25.65 | 25.18       | 24.92 | 23.73 | 24.36 | 24.23 | 24.55 | 25.32 | 25.25 | 25.03 | IRL   |
| 26.74       | 26.43 | 26.14 | 25.90 | 25.72       | 25.32 | 23.73 | 23.91 | 25.95 | 26.08 | 26.91 | 28.12 | 28.43 | I   |
| 34.10       | 34.10 | 34.15 | 34.23 | 34.34       | 34.56 | 35.17 | 35.31 | 35.13 | 35.12 | 35.02 | 34.72 | 34.70 | L   |
| 22.44       | 22.21 | 21.95 | 21.87 | 22.29       | 22.47 | 22.82 | 22.80 | 22.66 | 22.62 | 22.32 | 21.99 | 21.98 | NL  |
| 37.07       | 36.32 | 32.65 | 32.71 | 28.86       | 29.02 | 29.60 | 29.61 | 29.50 | 29.44 | 29.38 | -     | -     | A   |
| -           | -     | -     | -     | -           | -     | -     | -     | -     | -     | -     | -     | -     | P   |
| -           | -     | -     | -     | -           | -     | -     | -     | -     | -     | -     | -     | -     | FIN   |
| -           | -     | -     | -     | -           | -     | -     | -     | -     | -     | -     | -     | -     | S   |
| -           | -     | -     | -     | -           | -     | -     | -     | -     | -     | -     | -     | -     | UK  |

**EINKAUFSPREISE LANDWIRTSCHAFTLICHER  
BETRIEBSMITTEL**
**PURCHASE PRICES OF THE MEANS OF  
AGRICULTURAL PRODUCTION**

*Landeswahrung / National currency / Monnaie nationale (ohne MwSt / excl. VAT / hors TVA)*

|             | 1994<br>sep                                  | oct    | nov    | dec    | 1995<br>jan                                 | feb    | mar    | apr    | mai    | jun    | jul    | aug    | sep    |
|-------------|--|--------|--------|--------|---|--------|--------|--------|--------|--------|--------|--------|--------|
| <b>7631</b> | <b>Ammonsulfat</b>                           |        |        |        | <b>Sulphate of ammonia</b>                  |        |        |        |        |        |        |        |        |
|             | Preise je 100 kg Nahrstoff                  |        |        |        | Prices per 100 kg of nutritive substance    |        |        |        |        |        |        |        |        |
| B           | 1452.4                                       | 1452.4 | 1452.4 | 1452.4 | -   | -      | -      | -      | -      | -      | -      | -      | -      |
| DK          | -  | -      | -      | -      | -   | -      | -      | -      | -      | -      | -      | -      | -      |
| D           | -  | -      | -      | -      | -   | -      | -      | -      | -      | -      | -      | -      | -      |
| GR          | 10430  | 10430  | 10510  | 10510  | 10530                                       | 10617  | 10763  | 10901  | 10942  | 10966  | 10966  | 10971  | 10971  |
| E           | 7826   | 8110   | 8057   | 8038   | 8173  | 8312   | 8360   | 8427   | 8360   | 8307   | 8288   | 8283   | 8125   |
| F           | -  | -      | -      | -      | -   | -      | -      | -      | -      | -      | -      | -      | -      |
| IRL         | -  | -      | -      | -      | -   | -      | -      | -      | -      | -      | -      | -      | -      |
| I           | 100790                                       | 102625 | 105175 | 108844 | 113191                                      | 115707 | 117810 | 124537 | 125951 | 124800 | 124765 | 126540 | 127355 |
| L           | -  | -      | -      | -      | -   | -      | -      | -      | -      | -      | -      | -      | -      |
| NL          | 125.20                                       | 125.70 | 125.70 | 127.60 | 127.10                                      | 129.00 | 129.50 | 130.50 | 130.05 | 130.01 | 130.01 | 129.80 | 130.10 |
| A           | -  | -      | -      | -      | -   | -      | -      | -      | -      | -      | -      | -      | -      |
| P           | 12244  | 12244  | 12244  | 12244  | 12244                                       | 12244  | 12244  | 12244  | 12244  | 12244  | 12244  | 12244  | 12244  |
| FIN         | -  | -      | -      | -      | -   | -      | -      | -      | -      | -      | -      | -      | -      |
| S           | -  | -      | -      | -      | -   | -      | -      | -      | -      | -      | -      | -      | -      |
| UK          | -  | -      | -      | -      | -   | -      | -      | -      | -      | -      | -      | -      | -      |
| <b>7635</b> | <b>Kalkammonsalpeter (26 % N) (Sackware)</b> |        |        |        | <b>Ammonium nitrate (26 % N) (In sacks)</b> |        |        |        |        |        |        |        |        |
|             | Preise je 100 kg Nahrstoff                  |        |        |        | Prices per 100 kg of nutritive substance    |        |        |        |        |        |        |        |        |
| B           | 1923.1                                       | 1984.6 | 2046.2 | 2069.2 | -   | -      | -      | -      | -      | -      | -      | -      | -      |
| DK          | 398.08                                       | 403.85 | 411.54 | 419.23 | 436.54                                      | 444.23 | 451.92 | 451.92 | 442.31 | 442.31 | 442.31 | 442.31 | 450.00 |
| D           | -  | -      | -      | -      | -   | -      | -      | -      | -      | -      | -      | -      | -      |
| GR          | -  | -      | -      | -      | -   | -      | -      | -      | -      | -      | -      | -      | -      |
| E           | 7653   | 7792   | 7957   | 7961   | 7961  | 8338   | 8538   | 8034   | 8123   | 8169   | 8200   | 8192   | 8684   |
| F           | -  | -      | -      | -      | -   | -      | -      | -      | -      | -      | -      | -      | -      |
| IRL         | 37.61  | 37.99  | 39.45  | 41.32  | 42.80                                       | 44.07  | 43.81  | 44.14  | 44.12  | 44.16  | 44.18  | 44.28  | 44.59  |
| I           | 99143  | 100023 | 102456 | 106849 | 111600                                      | 114789 | 120774 | 127679 | 129162 | 128494 | 127780 | 128860 | 129605 |
| L           | 2093.0                                       | 2140.0 | 2247.0 | 2247.0 | 2320.0                                      | 2415.0 | 2519.0 | 2519.0 | 2519.0 | 2593.0 | 2555.0 | 2555.0 | 2555.0 |
| NL          | 100.00                                       | 104.10 | 108.50 | 110.40 | 113.00                                      | 118.10 | 121.10 | 124.80 | 126.80 | 126.80 | 126.50 | 126.50 | 126.20 |
| A           | -  | -      | -      | -      | -   | -      | -      | -      | -      | -      | -      | -      | -      |
| P           | 11885  | 11885  | 11885  | 11885  | 11885                                       | 11885  | 12308  | 12308  | 12308  | 12308  | 12308  | 12308  | 12308  |
| FIN         | -  | -      | -      | -      | -   | -      | -      | -      | -      | -      | -      | -      | -      |
| S           | 131.00                                       | 141.00 | 174.00 | 176.00 | 181.00                                      | 182.00 | 187.00 | 196.00 | 197.00 | 197.00 | 193.00 | 193.00 | 193.00 |
| UK          | -  | -      | -      | -      | -   | -      | -      | -      | -      | -      | -      | -      | -      |
| <b>7647</b> | <b>Harnstoff (Nahrstoffgehalt: 46 %)</b>    |        |        |        | <b>Urea</b>                                 |        |        |        |        |        |        |        |        |
|             | Preise je 100 kg Nahrstoff                  |        |        |        | Prices per 100 kg of nutritive substance    |        |        |        |        |        |        |        |        |
| B           | -  | -      | -      | -      | -   | -      | -      | -      | -      | -      | -      | -      | -      |
| DK          | -  | -      | -      | -      | -   | -      | -      | -      | -      | -      | -      | -      | -      |
| D           | 71.98  | 72.87  | 73.89  | 75.28  | 77.76                                       | 79.39  | 80.57  | 81.13  | 82.09  | 83.17  | 82.83  | 82.70  | 82.96  |
| GR          | 9404   | 9404   | 9515   | 9515   | 9624  | 9638   | 9693   | 9693   | 9693   | 9693   | 9693   | 9693   | 9698   |
| E           | 6254   | 6295   | 6380   | 6278   | 6330  | 6434   | 6469   | 6636   | 6695   | 6797   | 6771   | 6793   | 6823   |
| F           | -  | -      | -      | -      | -   | -      | -      | -      | -      | -      | -      | -      | -      |
| IRL         | 31.35  | 31.39  | 31.21  | 32.63  | 33.17                                       | 34.49  | 34.57  | 34.16  | 34.52  | 34.67  | 34.58  | 34.78  | 34.70  |
| I           | -  | -      | -      | -      | -   | -      | -      | -      | -      | -      | -      | -      | -      |
| L           | 1728.0                                       | 1685.0 | 1685.0 | 1685.0 | 1720.0                                      | 1745.0 | 1837.0 | 1837.0 | 1837.0 | 1837.0 | 2087.0 | 2087.0 | 2087.0 |
| NL          | -  | -      | -      | -      | -   | -      | -      | -      | -      | -      | -      | -      | -      |
| A           | -  | -      | -      | -      | -   | -      | -      | -      | -      | -      | -      | -      | -      |
| P           | 8696   | 8696   | 8696   | 8696   | 8696  | 8696   | 9630   | 9630   | 9630   | 9630   | 9630   | 9630   | 9630   |
| FIN         | -  | -      | -      | -      | -   | -      | -      | -      | -      | -      | -      | -      | -      |
| S           | -  | -      | -      | -      | -   | -      | -      | -      | -      | -      | -      | -      | -      |
| UK          | 27.82  | 28.52  | 30.07  | 30.44  | 31.16                                       | 31.74  | 32.03  | 32.03  | 26.92  | -      | 32.82  | 32.82  | 33.69  |

## PRIX D'ACHAT DES MOYENS DE PRODUCTION AGRICOLE

*ECU (ohne MwSt / excl. VAT / hors TVA)*

| 1994<br>sep | oct   | nov   | dec   | 1995<br>jan | feb   | mar   | apr   | mai   | jun   | jul   | aug   | sep   |   |
|-------------|-------|-------|-------|-------------|-------|-------|-------|-------|-------|-------|-------|-------|---|
|             |       |       |       |             |       |       |       |       |       |       |       |       | <b>Sulphate d'ammonium</b>                  |
|             |       |       |       |             |       |       |       |       |       |       |       |       | Prix par 100 kg d'éléments fertilisants     |
| 36.82       | 36.83 | 36.88 | 36.96 | -           | -     | -     | -     | -     | -     | -     | -     | -     | B   |
| -           | -     | -     | -     | -           | -     | -     | -     | -     | -     | -     | -     | -     | DK  |
| -           | -     | -     | -     | -           | -     | -     | -     | -     | -     | -     | -     | -     | D   |
| 35.75       | 35.51 | 35.64 | 35.60 | 35.61       | 35.75 | 35.71 | 36.12 | 36.29 | 36.40 | 36.18 | 36.25 | 36.09 | GR  |
| 49.20       | 50.91 | 50.52 | 49.98 | 49.68       | 50.61 | 49.39 | 50.56 | 51.35 | 51.31 | 51.47 | 51.53 | 50.23 | E   |
| -           | -     | -     | -     | -           | -     | -     | -     | -     | -     | -     | -     | -     | F   |
| -           | -     | -     | -     | -           | -     | -     | -     | -     | -     | -     | -     | -     | IRL   |
| 52.05       | 52.56 | 53.44 | 54.82 | 56.62       | 56.78 | 52.92 | 54.24 | 57.70 | 57.17 | 57.64 | 60.41 | 61.18 | I   |
| -           | -     | -     | -     | -           | -     | -     | -     | -     | -     | -     | -     | -     | L   |
| 58.28       | 58.54 | 58.59 | 59.62 | 59.64       | 60.88 | 62.34 | 62.92 | 62.44 | 62.30 | 62.13 | 61.51 | 61.64 | NL  |
| -           | -     | -     | -     | -           | -     | -     | -     | -     | -     | -     | -     | -     | A   |
| 62.69       | 62.51 | 62.65 | 62.47 | 62.43       | 62.64 | 62.80 | 62.55 | 62.49 | 62.33 | 62.38 | 62.69 | 62.36 | P   |
| -           | -     | -     | -     | -           | -     | -     | -     | -     | -     | -     | -     | -     | FIN   |
| -           | -     | -     | -     | -           | -     | -     | -     | -     | -     | -     | -     | -     | S   |
| -           | -     | -     | -     | -           | -     | -     | -     | -     | -     | -     | -     | -     | UK  |
|             |       |       |       |             |       |       |       |       |       |       |       |       | <b>Nitrate d'ammonium (26 % N)(en sacs)</b> |
|             |       |       |       |             |       |       |       |       |       |       |       |       | Prix par 100 kg d'éléments fertilisants     |
| 48.76       | 50.32 | 51.95 | 52.66 | -           | -     | -     | -     | -     | -     | -     | -     | -     | B   |
| 52.71       | 53.83 | 54.93 | 55.96 | 58.28       | 59.54 | 60.91 | 61.95 | 60.74 | 60.77 | 60.79 | 60.55 | 61.59 | DK  |
| -           | -     | -     | -     | -           | -     | -     | -     | -     | -     | -     | -     | -     | D   |
| -           | -     | -     | -     | -           | -     | -     | -     | -     | -     | -     | -     | -     | GR  |
| 48.12       | 48.92 | 49.89 | 49.50 | 48.39       | 50.77 | 50.44 | 48.20 | 49.90 | 50.45 | 50.93 | 50.96 | 53.68 | E   |
| -           | -     | -     | -     | -           | -     | -     | -     | -     | -     | -     | -     | -     | F   |
| 47.01       | 47.82 | 49.65 | 52.17 | 53.70       | 54.74 | 53.17 | 53.61 | 54.10 | 54.10 | 53.89 | 54.49 | 55.01 | IRL   |
| 51.20       | 51.23 | 52.05 | 53.82 | 55.83       | 56.33 | 54.25 | 55.61 | 59.17 | 58.87 | 59.03 | 61.52 | 62.26 | I   |
| 53.07       | 54.26 | 57.05 | 57.18 | 59.24       | 62.06 | 65.87 | 66.13 | 65.80 | 67.70 | 66.52 | 65.96 | 65.92 | L   |
| 46.55       | 48.48 | 50.57 | 51.59 | 53.02       | 55.74 | 58.29 | 60.17 | 60.88 | 60.76 | 60.45 | 59.95 | 59.79 | NL  |
| -           | -     | -     | -     | -           | -     | -     | -     | -     | -     | -     | -     | -     | A   |
| 60.85       | 60.68 | 60.81 | 60.64 | 60.60       | 60.80 | 63.13 | 62.87 | 62.81 | 62.66 | 62.71 | 63.02 | 62.68 | P   |
| -           | -     | -     | -     | -           | -     | -     | -     | -     | -     | -     | -     | -     | FIN   |
| 14.08       | 15.41 | 19.03 | 19.26 | 19.53       | 19.57 | 19.52 | 19.89 | 20.43 | 20.39 | 20.00 | 20.47 | 20.98 | S   |
| -           | -     | -     | -     | -           | -     | -     | -     | -     | -     | -     | -     | -     | UK  |
|             |       |       |       |             |       |       |       |       |       |       |       |       | <b>Urée</b>                                 |
|             |       |       |       |             |       |       |       |       |       |       |       |       | Prix par 100 kg d'éléments fertilisants     |
| -           | -     | -     | -     | -           | -     | -     | -     | -     | -     | -     | -     | -     | B   |
| -           | -     | -     | -     | -           | -     | -     | -     | -     | -     | -     | -     | -     | DK  |
| 37.56       | 38.02 | 38.60 | 39.39 | 40.90       | 42.00 | 43.49 | 43.80 | 44.12 | 44.61 | 44.35 | 43.89 | 44.03 | D   |
| 32.23       | 32.01 | 32.27 | 32.23 | 32.55       | 32.45 | 32.16 | 32.11 | 32.15 | 32.18 | 31.98 | 32.02 | 31.90 | GR  |
| 39.32       | 39.52 | 40.00 | 39.04 | 38.48       | 39.18 | 38.22 | 39.82 | 41.13 | 41.98 | 42.05 | 42.26 | 42.18 | E   |
| -           | -     | -     | -     | -           | -     | -     | -     | -     | -     | -     | -     | -     | F   |
| 39.18       | 39.52 | 39.28 | 41.20 | 41.62       | 42.84 | 41.96 | 41.49 | 42.33 | 42.47 | 42.18 | 42.80 | 42.81 | IRL   |
| -           | -     | -     | -     | -           | -     | -     | -     | -     | -     | -     | -     | -     | I   |
| 43.81       | 42.72 | 42.78 | 42.88 | 43.92       | 44.84 | 48.04 | 48.23 | 47.98 | 47.96 | 54.34 | 53.88 | 53.84 | L   |
| -           | -     | -     | -     | -           | -     | -     | -     | -     | -     | -     | -     | -     | NL  |
| -           | -     | -     | -     | -           | -     | -     | -     | -     | -     | -     | -     | -     | A   |
| 44.52       | 44.40 | 44.50 | 44.37 | 44.34       | 44.49 | 49.39 | 49.19 | 49.15 | 49.02 | 49.06 | 49.31 | 49.05 | P   |
| -           | -     | -     | -     | -           | -     | -     | -     | -     | -     | -     | -     | -     | FIN   |
| -           | -     | -     | -     | -           | -     | -     | -     | -     | -     | -     | -     | -     | S   |
| 35.20       | 36.33 | 38.43 | 39.03 | 39.53       | 39.63 | 38.92 | 38.41 | 32.34 | -     | 38.92 | 39.46 | 40.71 | UK  |

**EINKAUFSPREISE LANDWIRTSCHAFTLICHER  
BETRIEBSMITTEL**

**PURCHASE PRICES OF THE MEANS OF  
AGRICULTURAL PRODUCTION**

*Landeswahrung / National currency / Monnaie nationale (ohne MwSt / excl. VAT / hors TVA)*

|             | 1994<br>sep   | oct    | nov    | dec    | 1995<br>jan | feb    | mar    | apr    | mai    | jun    | jul    | aug    | sep    |
|-------------|---|--------|--------|--------|-------------|--------|--------|--------|--------|--------|--------|--------|--------|
| <b>7670</b> | <b>Superphosphat</b>                                  |        |        |        |             |        |        |        |        |        |        |        |        |
|             | <b>Preise je 100 kg Nahrstoff</b>                    |        |        |        |             |        |        |        |        |        |        |        |        |
|             | <b>Prices per 100 kg of nutritive substance</b>       |        |        |        |             |        |        |        |        |        |        |        |        |
| B           | 2455.6  | 2455.6 | 2455.6 | 2455.6 | -           | -      | -      | -      | -      | -      | -      | -      | -      |
| DK          | 505.56  | 513.89 | 522.23 | 530.56 | 541.67      | 550.00 | 550.00 | 541.67 | 527.78 | 527.78 | 527.78 | 527.78 | 555.56 |
| D           | -   | -      | -      | -      | -           | -      | -      | -      | -      | -      | -      | -      | -      |
| GR          | 17452   | 17452  | 17452  | 17452  | 17510       | 17540  | 17566  | 17566  | 17625  | 17630  | 17733  | 17856  | 17856  |
| E           | 10322   | 10461  | 10922  | 10911  | 10416       | 10550  | 10755  | 11183  | 11272  | 10994  | 10677  | 10688  | 10888  |
| F           | -   | -      | -      | -      | -           | -      | -      | -      | -      | -      | -      | -      | -      |
| IRL         | -   | -      | -      | -      | -           | -      | -      | -      | -      | -      | -      | -      | -      |
| I           | 110169  | 110349 | 111400 | 113497 | 116667      | 118882 | 120635 | 126723 | 127313 | 127462 | 126525 | 126470 | 126268 |
| L           | -   | -      | -      | -      | -           | -      | -      | -      | -      | -      | -      | -      | -      |
| NL          | 160.00  | 158.90 | 158.90 | 159.50 | 158.90      | 157.40 | 157.40 | 156.80 | 157.40 | 157.40 | 157.90 | 157.90 | 157.90 |
| A           | -   | -      | -      | -      | -           | -      | -      | -      | -      | -      | -      | -      | -      |
| P           | 14389   | 14389  | 14389  | 14389  | 14778       | 14778  | 14778  | 14778  | 14778  | 14778  | 14778  | 14778  | 14778  |
| FIN         | -   | -      | -      | -      | -           | -      | -      | -      | -      | -      | -      | -      | -      |
| S           | 182.00  | 184.00 | 187.00 | 214.00 | 222.00      | 225.00 | 228.00 | 233.00 | 239.00 | 239.00 | 231.00 | 233.00 | 235.00 |
| UK          | -   | -      | -      | -      | -           | -      | -      | -      | -      | -      | -      | -      | -      |
| <b>7681</b> | <b>Kaliumchlorid</b>                                  |        |        |        |             |        |        |        |        |        |        |        |        |
|             | <b>Preise je 100 kg Nahrstoff</b>                    |        |        |        |             |        |        |        |        |        |        |        |        |
|             | <b>Muriate of potas</b>                               |        |        |        |             |        |        |        |        |        |        |        |        |
|             | <b>Prices per 100 kg of nutritive substance</b>       |        |        |        |             |        |        |        |        |        |        |        |        |
| B           | 1182.5  | 1182.5 | 1182.5 | 1207.5 | -           | -      | -      | -      | -      | -      | -      | -      | -      |
| DK          | 229.17  | 233.34 | 236.67 | 240.00 | 240.00      | 243.34 | 246.67 | 241.67 | 241.67 | 241.67 | 220.00 | 220.00 | 220.00 |
| D           | 65.60   | 65.95  | 66.48  | 66.70  | 67.28       | 68.40  | 68.68  | 68.90  | 67.63  | 66.85  | 66.45  | 66.25  | 66.5   |
| GR          | -   | -      | -      | -      | -           | -      | -      | -      | -      | -      | -      | -      | -      |
| E           | 4124  | 4191   | 4201   | 4103   | 4271        | 4368   | 4412   | 4362   | 4308   | 4380   | 4375   | 4453   | 436    |
| F           | -   | -      | -      | -      | -           | -      | -      | -      | -      | -      | -      | -      | -      |
| IRL         | 25.55   | 25.33  | -      | 26.19  | -           | -      | -      | -      | 27.03  | 26.97  | 26.92  | 27.20  | 26.1   |
| I           | 46816   | 48406  | 49296  | 50188  | 50570       | 51070  | 52284  | 52789  | 52993  | 52993  | 53385  | 54270  | 5427   |
| L           | 1095.0  | 1138.0 | 1138.0 | 1138.0 | 1143.0      | 1143.0 | 1143.0 | 1143.0 | 1143.0 | 1143.0 | 1143.0 | 1143.0 | 1143   |
| NL          | 78.80   | 78.30  | 78.50  | 78.80  | 79.30       | 80.00  | 80.30  | 80.30  | 80.70  | 80.70  | 80.70  | 80.70  | 80.0   |
| A           | -   | -      | -      | -      | -           | -      | -      | -      | -      | -      | -      | -      | -      |
| P           | 7383  | 7383   | 7383   | 7383   | 7383        | 7383   | 7383   | 7383   | 7383   | 7383   | 7383   | 7383   | 738    |
| FIN         | -   | -      | -      | -      | -           | -      | -      | -      | -      | -      | -      | -      | -      |
| S           | -   | -      | -      | -      | -           | -      | -      | -      | -      | -      | -      | -      | -      |
| UK          | 21.83   | 22.03  | 23.01  | 23.11  | 23.01       | 23.21  | 23.51  | 23.21  | 23.21  | 24.59  | 24.68  | 24.68  | 24.    |
| <b>7759</b> | <b>Dreinhahstoffdunger: 17 - 17 - 17 (Sackware)</b> |        |        |        |             |        |        |        |        |        |        |        |        |
|             | <b>Preise je 100 kg Ware</b>                          |        |        |        |             |        |        |        |        |        |        |        |        |
|             | <b>Ternary fertilizers: 17 - 17 - 17 (In sack)</b>    |        |        |        |             |        |        |        |        |        |        |        |        |
|             | <b>Prices per 100 kg merchandi</b>                    |        |        |        |             |        |        |        |        |        |        |        |        |
| B           | 706.0   | 715.1  | 721.9  | 729.8  | -           | -      | -      | -      | -      | -      | -      | -      | -      |
| DK          | -   | -      | -      | -      | -           | -      | -      | -      | -      | -      | -      | -      | -      |
| D           | -   | -      | -      | -      | -           | -      | -      | -      | -      | -      | -      | -      | -      |
| GR          | 4946  | 5131   | 5132   | 5133   | 5156        | 5170   | 5194   | 5199   | 5201   | 5202   | 5202   | 5202   | 52     |
| E           | 3063  | 3119   | 3136   | 3110   | 3208        | 3289   | 3395   | 3352   | 3340   | 3374   | 3303   | 3338   | 34     |
| F           | -   | -      | -      | -      | -           | -      | -      | -      | -      | -      | -      | -      | -      |
| IRL         | 15.90   | 15.97  | 16.20  | 16.84  | 17.67       | 17.76  | 17.56  | 17.52  | 17.49  | 17.60  | 17.59  | 17.64  | 17.    |
| I           | -   | -      | -      | -      | -           | -      | -      | -      | -      | -      | -      | -      | -      |
| L           | 814.0   | 830.0  | 842.0  | 842.0  | 699.0       | 921.0  | 978.0  | 978.0  | 978.0  | 985.0  | 927.0  | 927.0  | 927    |
| NL          | 44.30   | 44.00  | 44.10  | 44.10  | 45.90       | 47.90  | 48.90  | 49.20  | 49.30  | 49.30  | 49.70  | 49.60  | 49.    |
| A           | -   | -      | -      | -      | -           | -      | -      | -      | -      | -      | -      | -      | -      |
| P           | 4851  | 4851   | 4851   | 4851   | 4851        | 4851   | 4851   | 4851   | 4851   | 4851   | -      | -      | -      |
| FIN         | -   | -      | -      | -      | -           | -      | -      | -      | -      | -      | -      | -      | -      |
| S           | -   | -      | -      | -      | -           | -      | -      | -      | -      | -      | -      | -      | -      |
| UK          | 12.41   | 12.67  | 13.76  | 13.84  | 14.63       | 14.19  | 14.38  | 14.38  | 14.41  | 14.30  | 14.33  | 14.33  | 14.    |

# PRIX D'ACHAT DES MOYENS DE PRODUCTION AGRICOLE

*ECU (ohne MwSt / excl. VAT / hors TVA)*

| 1994<br>sep | oct   | nov   | dec   | 1995<br>jan | feb   | mar   | apr   | mai   | jun   | jul   | aug   | sep   |  |
|-------------|-------|-------|-------|-------------|-------|-------|-------|-------|-------|-------|-------|-------|--|
|             |       |       |       |             |       |       |       |       |       |       |       |       | <b>Superphosphate</b>                            |
|             |       |       |       |             |       |       |       |       |       |       |       |       | Prix par 100 kg d'éléments fertilisants          |
| 62.26       | 62.26 | 62.35 | 62.49 | -           | -     | -     | -     | -     | -     | -     | -     | -     | B  |
| 66.94       | 68.50 | 69.70 | 70.82 | 72.32       | 73.71 | 74.13 | 74.26 | 72.47 | 72.51 | 72.54 | 72.25 | 76.04 | DK   |
| -           | -     | -     | -     | -           | -     | -     | -     | -     | -     | -     | -     | -     | D  |
| 59.82       | 59.41 | 59.18 | 59.11 | 59.22       | 59.06 | 58.28 | 58.20 | 58.46 | 58.52 | 58.50 | 58.99 | 58.74 | GR   |
| 64.90       | 65.67 | 68.48 | 67.85 | 63.31       | 64.24 | 63.54 | 67.10 | 69.24 | 67.90 | 66.31 | 66.49 | 67.28 | E  |
| -           | -     | -     | -     | -           | -     | -     | -     | -     | -     | -     | -     | -     | F  |
| -           | -     | -     | -     | -           | -     | -     | -     | -     | -     | -     | -     | -     | IRL  |
| 56.90       | 56.51 | 56.60 | 57.16 | 58.36       | 58.34 | 54.19 | 55.19 | 58.33 | 58.39 | 58.45 | 60.38 | 60.66 | I  |
| -           | -     | -     | -     | -           | -     | -     | -     | -     | -     | -     | -     | -     | L  |
| 74.48       | 74.00 | 74.06 | 74.53 | 74.56       | 74.29 | 75.77 | 75.60 | 75.58 | 75.43 | 75.46 | 74.83 | 74.81 | NL   |
| -           | -     | -     | -     | -           | -     | -     | -     | -     | -     | -     | -     | -     | A  |
| 73.67       | 73.46 | 73.63 | 73.42 | 75.35       | 75.60 | 75.80 | 75.49 | 75.42 | 75.23 | 75.29 | 75.66 | 75.26 | P  |
| -           | -     | -     | -     | -           | -     | -     | -     | -     | -     | -     | -     | -     | FIN  |
| 19.56       | 20.11 | 20.45 | 23.42 | 23.95       | 24.20 | 23.80 | 23.64 | 24.78 | 24.73 | 23.93 | 24.71 | 25.54 | S  |
| -           | -     | -     | -     | -           | -     | -     | -     | -     | -     | -     | -     | -     | UK   |
|             |       |       |       |             |       |       |       |       |       |       |       |       | <b>Chlorure de potassium</b>                     |
|             |       |       |       |             |       |       |       |       |       |       |       |       | Prix par 100 kg d'éléments fertilisants          |
| 29.98       | 29.98 | 30.02 | 30.73 | -           | -     | -     | -     | -     | -     | -     | -     | -     | B  |
| 30.34       | 31.10 | 31.59 | 32.04 | 32.04       | 32.61 | 33.25 | 33.13 | 33.18 | 33.20 | 30.24 | 30.12 | 30.11 | DK   |
| 34.23       | 34.41 | 34.73 | 34.90 | 35.39       | 36.19 | 37.07 | 37.20 | 36.35 | 35.85 | 35.58 | 35.16 | 35.32 | D  |
| -           | -     | -     | -     | -           | -     | -     | -     | -     | -     | -     | -     | -     | GR   |
| 25.93       | 26.31 | 26.34 | 25.51 | 25.96       | 26.60 | 26.07 | 26.17 | 26.46 | 27.05 | 27.17 | 27.70 | 27.00 | E  |
| -           | -     | -     | -     | -           | -     | -     | -     | -     | -     | -     | -     | -     | F  |
| 31.93       | 31.89 | -     | 33.07 | -           | -     | -     | -     | 33.14 | 33.04 | 32.84 | 33.47 | 32.25 | IRL  |
| 24.18       | 24.79 | 25.05 | 25.28 | 25.30       | 25.06 | 23.48 | 22.99 | 24.28 | 24.28 | 24.66 | 25.91 | 26.07 | I  |
| 27.76       | 28.85 | 28.89 | 28.96 | 29.19       | 29.37 | 29.89 | 30.01 | 29.86 | 29.84 | 29.76 | 29.51 | 29.49 | L  |
| 36.68       | 36.46 | 36.59 | 36.82 | 37.21       | 37.76 | 38.65 | 38.71 | 38.75 | 38.67 | 38.57 | 38.25 | 37.90 | NL   |
| -           | -     | -     | -     | -           | -     | -     | -     | -     | -     | -     | -     | -     | A  |
| 37.80       | 37.69 | 37.78 | 37.67 | 37.64       | 37.77 | 37.87 | 37.72 | 37.68 | 37.58 | 37.62 | 37.80 | 37.60 | P  |
| -           | -     | -     | -     | -           | -     | -     | -     | -     | -     | -     | -     | -     | FIN  |
| -           | -     | -     | -     | -           | -     | -     | -     | -     | -     | -     | -     | -     | S  |
| 27.62       | 28.06 | 29.41 | 29.63 | 29.19       | 28.98 | 28.57 | 27.83 | 27.89 | 29.46 | 29.27 | 29.68 | 29.22 | UK   |
|             |       |       |       |             |       |       |       |       |       |       |       |       | <b>Engrais ternaires: 17 - 17 - 17 (en sacs)</b> |
|             |       |       |       |             |       |       |       |       |       |       |       |       | Prix par 100 kg de marchandise                   |
| 17.90       | 18.13 | 18.33 | 18.57 | -           | -     | -     | -     | -     | -     | -     | -     | -     | B  |
| -           | -     | -     | -     | -           | -     | -     | -     | -     | -     | -     | -     | -     | DK   |
| -           | -     | -     | -     | -           | -     | -     | -     | -     | -     | -     | -     | -     | D  |
| 16.95       | 17.47 | 17.40 | 17.38 | 17.44       | 17.41 | 17.23 | 17.22 | 17.25 | 17.27 | 17.16 | 17.19 | 17.27 | GR   |
| 19.26       | 19.58 | 19.66 | 19.34 | 19.50       | 20.03 | 20.06 | 20.11 | 20.52 | 20.84 | 20.51 | 20.77 | 21.16 | E  |
| -           | -     | -     | -     | -           | -     | -     | -     | -     | -     | -     | -     | -     | F  |
| 19.87       | 20.10 | 20.39 | 21.26 | 22.17       | 22.06 | 21.31 | 21.28 | 21.44 | 21.56 | 21.46 | 21.71 | 21.90 | IRL  |
| -           | -     | -     | -     | -           | -     | -     | -     | -     | -     | -     | -     | -     | I  |
| 20.64       | 21.04 | 21.38 | 21.43 | 17.85       | 23.67 | 25.57 | 25.68 | 25.55 | 25.72 | 24.14 | 23.93 | 23.92 | L  |
| 20.62       | 20.49 | 20.55 | 20.61 | 21.54       | 22.61 | 23.54 | 23.72 | 23.67 | 23.63 | 23.75 | 23.51 | 23.45 | NL   |
| -           | -     | -     | -     | -           | -     | -     | -     | -     | -     | -     | -     | -     | A  |
| 24.84       | 24.77 | 24.82 | 24.75 | 24.73       | 24.82 | 24.88 | 24.78 | 24.76 | 24.69 | -     | -     | -     | P  |
| -           | -     | -     | -     | -           | -     | -     | -     | -     | -     | -     | -     | -     | FIN  |
| -           | -     | -     | -     | -           | -     | -     | -     | -     | -     | -     | -     | -     | S  |
| 15.70       | 16.14 | 17.58 | 17.75 | 18.56       | 17.72 | 17.47 | 17.24 | 17.31 | 17.13 | 17.00 | 17.23 | 17.34 | UK   |

**EINKAUFSPREISE LANDWIRTSCHAFTLICHER  
BETRIEBSMITTEL**

**PURCHASE PRICES OF THE MEANS OF  
AGRICULTURAL PRODUCTION**

*Landeswährung / National currency / Monnaie nationale (ohne MwSt / excl. VAT / hors TVA)*

|             | 1994<br>sep                            | oct    | nov    | dec    | 1995<br>jan | feb    | mar                                    | apr    | mai    | jun    | jul    | aug    | sep    |
|-------------|--|--------|--------|--------|-------------|--------|--|--------|--------|--------|--------|--------|--------|
| <b>7785</b> | <b>Drelnährstoffdünger: 9 - 9 - 18</b> |        |        |        |             |        | <b>Ternary fertilizers: 9 - 9 - 18</b> |        |        |        |        |        |        |
|             | Preise je 100 kg Ware                  |        |        |        |             |        | Prices per 100 kg merchandise          |        |        |        |        |        |        |
| B           | -                                      | -      | -      | -      | -           | -      | -                                      | -      | -      | -      | -      | -      | -      |
| DK          | -                                      | -      | -      | -      | -           | -      | -                                      | -      | -      | -      | -      | -      | -      |
| D           | 27.10                                  | 27.36  | 27.66  | 27.99  | 28.58       | 29.31  | 29.90                                  | 30.13  | 30.16  | 30.08  | 30.05  | 30.02  | 29.86  |
| GR          | -                                      | -      | -      | -      | -           | -      | -                                      | -      | -      | -      | -      | -      | -      |
| E           | 2152                                   | 2156   | 2168   | 2181   | 2254        | 2265   | 2283                                   | 2230   | 2195   | 2222   | 2241   | 2207   | 2453   |
| F           | -                                      | -      | -      | -      | -           | -      | -                                      | -      | -      | -      | -      | -      | -      |
| IRL         | -                                      | -      | -      | -      | -           | -      | -                                      | -      | -      | -      | -      | -      | -      |
| I           | -                                      | -      | -      | -      | -           | -      | -                                      | -      | -      | -      | -      | -      | -      |
| L           | -                                      | -      | -      | -      | -           | -      | -                                      | -      | -      | -      | -      | -      | -      |
| NL          | 30.08                                  | 29.53  | 29.66  | 29.62  | 30.76       | 31.77  | 32.68                                  | 32.67  | 32.62  | 32.62  | 32.70  | 32.70  | 32.71  |
| A           | -                                      | -      | -      | -      | -           | -      | -                                      | -      | -      | -      | -      | -      | -      |
| P           | -                                      | -      | -      | -      | -           | -      | -                                      | -      | -      | -      | -      | -      | -      |
| FIN         | -                                      | -      | -      | -      | -           | -      | -                                      | -      | -      | -      | -      | -      | -      |
| S           | -                                      | -      | -      | -      | -           | -      | -                                      | -      | -      | -      | -      | -      | -      |
| UK          | 7.69                                   | 7.77   | 8.16   | 8.76   | 8.90        | 9.04   | 9.02                                   | 9.09   | 9.19   | 9.17   | 9.17   | 9.15   | -      |
| <b>7531</b> | <b>Motorenbenzin</b>                   |        |        |        |             |        | <b>Motor spirit</b>                    |        |        |        |        |        |        |
|             | Preise je 100 Liter                    |        |        |        |             |        | Prices per 100 litres                  |        |        |        |        |        |        |
| B           | 2866.0                                 | 2838.0 | 2838.0 | 2838.0 | 2838.0      | 2814.0 | 2813.0                                 | 2835.0 | 2868.0 | 2876.0 | 2813.0 | 2813.0 | 2842.0 |
| DK          | 243.32                                 | -      | -      | -      | 231.25      | 231.67 | 229.57                                 | 240.10 | 249.49 | 246.90 | 231.14 | 234.55 | 241.67 |
| D           | 130.61                                 | 129.65 | 130.09 | 129.91 | 128.09      | 129.39 | 128.17                                 | 129.91 | 130.26 | 133.39 | 128.96 | 129.39 | 131.30 |
| GR          | 19760                                  | 19460  | 19460  | 19460  | 19460       | 19960  | 19900                                  | 20008  | 20205  | 20290  | 19970  | 20300  | 20360  |
| E           | -                                      | -      | -      | -      | -           | -      | -                                      | -      | -      | -      | -      | -      | -      |
| F           | -                                      | -      | -      | -      | -           | -      | -                                      | -      | -      | -      | -      | -      | -      |
| IRL         | -                                      | -      | 57.00  | -      | -           | 56.50  | -                                      | -      | 57.40  | -      | -      | -      | -      |
| I           | 130223                                 | 127148 | 127661 | 127661 | 127880      | 128027 | 110532                                 | 110678 | 111044 | 110825 | 110532 | 108702 | 109141 |
| L           | -                                      | -      | -      | -      | -           | -      | -                                      | -      | -      | -      | -      | -      | -      |
| NL          | 162.55                                 | 158.08 | 162.07 | 160.74 | 160.74      | 161.21 | 161.86                                 | 163.43 | 165.98 | 165.62 | 162.06 | 162.89 | 164.14 |
| A           | 828.00                                 | 828.00 | 828.00 | 828.00 | 828.00      | 828.00 | 828.00                                 | 828.00 | 936.00 | 943.00 | 912.00 | -      | -      |
| P           | 15553                                  | 15553  | 15553  | 15553  | 15553       | 15553  | 15553                                  | 15553  | 15553  | 15553  | 15500  | 15500  | 15500  |
| FIN         | -                                      | -      | -      | -      | -           | -      | -                                      | -      | -      | -      | -      | -      | -      |
| S           | -                                      | -      | -      | -      | -           | -      | -                                      | -      | -      | -      | -      | -      | -      |
| UK          | 57.68                                  | 57.33  | 56.41  | 58.32  | 59.48       | 58.92  | 59.30                                  | 60.48  | 60.79  | 60.65  | 60.79  | 60.41  | 59.56  |

F & UK: MOTORENBENZIN: Einschließlich MwSt. (nicht abzugsfähig).

F & UK: MOTOR SPIRIT: VAT included (non-deductible).

F & UK: ESSENCE MOTEUR: TVA comprise (non-deductible).

# PRIX D'ACHAT DES MOYENS DE PRODUCTION AGRICOLE

*ECU (ohne MwSt / excl. VAT / hors TVA)*

| 1994<br>sep | oct   | nov   | dec   | 1995<br>jan | feb   | mar   | apr   | mai   | jun   | jul   | aug   | sep   |                                      |
|-------------|-------|-------|-------|-------------|-------|-------|-------|-------|-------|-------|-------|-------|--------------------------------------|
|             |       |       |       |             |       |       |       |       |       |       |       |       | <b>Engrais ternaires: 9 - 9 - 18</b> |
|             |       |       |       |             |       |       |       |       |       |       |       |       | Prix par 100 kg de marchandise       |
| -           | -     | -     | -     | -           | -     | -     | -     | -     | -     | -     | -     | -     | B                                    |
| -           | -     | -     | -     | -           | -     | -     | -     | -     | -     | -     | -     | -     | DK                                   |
| 14.14       | 14.27 | 14.45 | 14.64 | 15.03       | 15.51 | 16.14 | 16.27 | 16.21 | 16.13 | 16.09 | 15.93 | 15.85 | D                                    |
| -           | -     | -     | -     | -           | -     | -     | -     | -     | -     | -     | -     | -     | GR                                   |
| 13.53       | 13.53 | 13.59 | 13.56 | 13.70       | 13.79 | 13.49 | 13.38 | 13.48 | 13.72 | 13.92 | 13.73 | 15.16 | E                                    |
| -           | -     | -     | -     | -           | -     | -     | -     | -     | -     | -     | -     | -     | F                                    |
| -           | -     | -     | -     | -           | -     | -     | -     | -     | -     | -     | -     | -     | IRL                                  |
| -           | -     | -     | -     | -           | -     | -     | -     | -     | -     | -     | -     | -     | I                                    |
| -           | -     | -     | -     | -           | -     | -     | -     | -     | -     | -     | -     | -     | L                                    |
| 14.00       | 13.75 | 13.82 | 13.84 | 14.43       | 14.99 | 15.73 | 15.75 | 15.66 | 15.63 | 15.63 | 15.50 | 15.50 | NL                                   |
| -           | -     | -     | -     | -           | -     | -     | -     | -     | -     | -     | -     | -     | A                                    |
| -           | -     | -     | -     | -           | -     | -     | -     | -     | -     | -     | -     | -     | P                                    |
| -           | -     | -     | -     | -           | -     | -     | -     | -     | -     | -     | -     | -     | FIN                                  |
| -           | -     | -     | -     | -           | -     | -     | -     | -     | -     | -     | -     | -     | S                                    |
| 9.73        | 9.90  | 10.43 | 11.23 | 11.29       | 11.29 | 10.96 | 10.90 | 11.04 | 10.99 | 10.88 | 11.00 | -     | UK                                   |
|             |       |       |       |             |       |       |       |       |       |       |       |       | <b>Essence moteur</b>                |
|             |       |       |       |             |       |       |       |       |       |       |       |       | Prix par 100 litres                  |
| 72.67       | 71.96 | 72.06 | 72.22 | 72.47       | 72.31 | 73.56 | 74.43 | 74.91 | 75.09 | 73.24 | 72.62 | 73.32 | B                                    |
| 32.22       | -     | -     | -     | 30.87       | 31.05 | 30.94 | 32.92 | 34.26 | 33.92 | 31.77 | 32.11 | 33.08 | DK                                   |
| 68.15       | 67.64 | 67.96 | 67.97 | 67.37       | 68.46 | 69.18 | 70.13 | 70.02 | 71.54 | 69.04 | 68.68 | 69.68 | D                                    |
| 67.73       | 66.25 | 65.99 | 65.91 | 65.81       | 67.20 | 66.02 | 66.29 | 67.02 | 67.35 | 65.88 | 67.07 | 66.98 | GR                                   |
| -           | -     | -     | -     | -           | -     | -     | -     | -     | -     | -     | -     | -     | E                                    |
| -           | -     | -     | -     | -           | -     | -     | -     | -     | -     | -     | -     | -     | F                                    |
| -           | -     | 71.74 | -     | -           | 70.17 | -     | -     | 70.38 | -     | -     | -     | -     | IRL                                  |
| 67.26       | 65.12 | 64.86 | 64.30 | 63.97       | 62.83 | 49.65 | 48.20 | 50.87 | 50.77 | 51.06 | 51.90 | 52.43 | I                                    |
| -           | -     | -     | -     | -           | -     | -     | -     | -     | -     | -     | -     | -     | L                                    |
| 75.66       | 73.62 | 75.54 | 75.11 | 75.42       | 76.08 | 77.91 | 78.79 | 79.70 | 79.37 | 77.45 | 77.20 | 77.76 | NL                                   |
| 61.39       | 61.38 | 61.45 | 61.55 | 61.90       | 62.25 | 63.49 | 63.52 | 71.54 | 71.92 | 69.42 | -     | -     | A                                    |
| 79.63       | 79.41 | 79.58 | 79.35 | 79.30       | 79.56 | 79.77 | 79.45 | 79.37 | 79.18 | 78.97 | 79.36 | 78.94 | P                                    |
| -           | -     | -     | -     | -           | -     | -     | -     | -     | -     | -     | -     | -     | FIN                                  |
| -           | -     | -     | -     | -           | -     | -     | -     | -     | -     | -     | -     | -     | S                                    |
| 72.99       | 73.02 | 72.09 | 74.78 | 75.45       | 73.57 | 72.05 | 72.53 | 73.04 | 72.66 | 72.10 | 72.64 | 71.98 | UK                                   |

**EINKAUFSPREISE LANDWIRTSCHAFTLICHER  
BETRIEBSMITTEL**

**PURCHASE PRICES OF THE MEANS OF  
AGRICULTURAL PRODUCTION**

*Landeswahrung / National currency / Monnaie nationale (ohne MwSt / excl. VAT / hors TVA)*

|             | 1994<br>sep                  | oct    | nov    | dec    | 1995<br>jan | feb    | mar    | apr    | mai    | jun    | jul    | aug    | sep                    |
|-------------|------------------------------|--------|--------|--------|-------------|--------|--------|--------|--------|--------|--------|--------|------------------------|
| <b>7535</b> | <b>Dieselmotorkraftstoff</b> |        |        |        |             |        |        |        |        |        |        |        | <b>Diesel oil</b>      |
|             | Preise je 100 Liter          |        |        |        |             |        |        |        |        |        |        |        | Prices per 100 litres  |
| B           | 661.0                        | 649.0  | 649.0  | 646.0  | 627.0       | 627.0  | 616.0  | 630.0  | 632.0  | 634.0  | 608.0  | 621.0  | 652.0                  |
| DK          | 147.68                       | 148.28 | 148.24 | 144.52 | 143.97      | 144.80 | 140.43 | 144.20 | 145.77 | 143.27 | 141.00 | 141.77 | 147.24                 |
| D           | 55.77                        | 55.97  | 56.42  | 55.93  | 55.84       | 55.58  | 54.79  | 55.33  | 55.19  | 55.25  | 54.47  | 54.45  | 55.30                  |
| GR          | 12678                        | 12670  | 12796  | 12626  | 13283       | 13273  | 13009  | 13253  | 13324  | 13147  | 13021  | 13318  | 13497                  |
| E           | 4033                         | 4015   | 4043   | 4041   | 4072        | 4099   | 4082   | 4087   | 3918   | 3887   | 3794   | 3785   | 3896                   |
| F           | -                            | -      | -      | -      | -           | -      | -      | -      | -      | -      | -      | -      | -                      |
| IRL         | -                            | -      | -      | -      | -           | -      | -      | -      | -      | -      | -      | -      | -                      |
| I           | 47094                        | 48514  | 49015  | 49600  | 51770       | 56279  | 63627  | 64128  | 64295  | 64295  | 64211  | 63210  | 64128                  |
| L           | 815.0                        | 805.0  | 805.0  | 810.0  | 810.0       | 815.0  | 815.0  | 815.0  | 815.0  | 815.0  | 815.0  | 815.0  | 815.0                  |
| NL          | 46.33                        | 47.57  | 47.67  | 48.00  | 47.52       | 47.20  | 46.57  | 46.88  | 46.86  | 46.71  | 45.58  | 47.29  | 49.85                  |
| A           | 658.00                       | 658.00 | 658.00 | 667.00 | 692.00      | 692.00 | 692.00 | 692.00 | 742.00 | 742.00 | 742.00 | -      | -                      |
| P           | 7300                         | 7300   | 7300   | 7300   | 7400        | 7400   | 7400   | 7353   | 7400   | 7453   | 7377   | 7274   | 7280                   |
| FIN         | -                            | -      | -      | -      | -           | -      | -      | -      | -      | -      | -      | -      | -                      |
| S           | 293.00                       | 298.00 | 298.00 | 298.00 | 295.00      | 294.00 | 293.00 | 295.00 | 300.00 | 300.00 | 298.00 | 295.00 | 300.00                 |
| UK          | 18.09                        | 17.62  | 17.21  | 16.84  | 16.99       | 16.48  | 16.75  | 17.50  | 17.64  | 17.45  | 17.51  | 17.12  | 16.42                  |
| <b>7523</b> | <b>Destillat-Heizoil</b>    |        |        |        |             |        |        |        |        |        |        |        | <b>Heating gas oil</b> |
|             | Preise je 100 Liter          |        |        |        |             |        |        |        |        |        |        |        | Prices per 100 litres  |
| B           | 661.0                        | 649.0  | 649.0  | 646.0  | 627.0       | 627.0  | 616.0  | 630.0  | 632.0  | 634.0  | 608.0  | 621.0  | 652.0                  |
| DK          | 145.28                       | 145.88 | 145.84 | 142.12 | 142.17      | 143.00 | 138.63 | 142.40 | 143.97 | 141.47 | 139.20 | 139.97 | 145.44                 |
| D           | 38.52                        | 38.70  | 38.35  | 38.17  | 38.00       | 37.57  | 36.61  | 37.48  | 37.39  | 37.48  | 36.17  | 36.17  | 37.83                  |
| GR          | 9837                         | 9814   | 9233   | 9093   | 9108        | 9202   | 8990   | 9180   | 9320   | 9260   | 9132   | 9290   | 9491                   |
| E           | 1690                         | 1811   | 1994   | 1993   | 2148        | 2056   | 2080   | 1988   | 2033   | 1952   | 1791   | 1714   | 1822                   |
| F           | 192.77                       | 194.33 | 194.99 | -      | -           | -      | -      | -      | -      | -      | -      | -      | -                      |
| IRL         | 22.38                        | 22.08  | 22.08  | 22.08  | 21.77       | 21.77  | 21.98  | 22.08  | 22.56  | 22.87  | -      | -      | -                      |
| I           | 102925                       | 103278 | 103637 | 104011 | 104873      | 107338 | 112465 | 113507 | 113135 | 112862 | 111873 | 111810 | 112486                 |
| L           | -                            | -      | -      | -      | -           | -      | -      | -      | -      | -      | -      | -      | -                      |
| NL          | 52.38                        | 53.84  | 53.72  | 53.19  | -           | -      | 51.62  | 52.67  | 52.66  | 52.73  | 52.37  | 52.07  | 54.08                  |
| A           | -                            | -      | -      | -      | -           | -      | -      | -      | -      | -      | -      | -      | -                      |
| P           | -                            | -      | -      | -      | -           | -      | -      | -      | -      | -      | -      | -      | -                      |
| FIN         | 146.00                       | 144.00 | 138.00 | 137.00 | -           | -      | -      | -      | -      | -      | -      | -      | -                      |
| S           | -                            | -      | -      | -      | -           | -      | -      | -      | -      | -      | -      | -      | -                      |
| UK          | -                            | -      | -      | -      | -           | -      | -      | -      | -      | -      | -      | -      | -                      |

F: DIESELKRAFTSTOFF: Einschlielich MwSt. (nicht abzugsfahig). / In Frankreich wird den Landwirten gestattet, das billigere "Destillat-Heizoil" fur al landwirtschaftlichen Arbeiten (ausgenommen Straentransporte) zu verwenden.

F: DIESEL OIL: VAT included (non-deductible). / Farmers in France are permitted to use the cheaper "heating gas oil" for any agricultural work excluding transport by roa

F: GAZOLE: TVA comprise (non-deductible). / En France, les agriculteurs sont autoriss  utiliser le "Fuel-oil fluide", moins cher, pour les travaux agricoles autres que transport routier.

F & IRL: DESTILLAT-HEIZOIL: Einschlielich MwSt. (nicht abzugsfahig).

F & IRL: HEATING GAS OIL: VAT included (non-deductible).

F & IRL: FUEL-OIL FLUIDE: TVA comprise (non-deductible).



# PRIX D'ACHAT DES MOYENS DE PRODUCTION AGRICOLE

*ECU (ohne MwSt / excl. VAT / hors TVA)*

| 1994<br>sep | oct   | nov   | dec   | 1995<br>jan | feb   | mar   | apr   | mai   | jun   | jul   | aug   | sep   |                        |
|-------------|-------|-------|-------|-------------|-------|-------|-------|-------|-------|-------|-------|-------|------------------------|
|             |       |       |       |             |       |       |       |       |       |       |       |       | <b>Gazole</b>          |
|             |       |       |       |             |       |       |       |       |       |       |       |       | Prix par 100 litres    |
| 16.76       | 16.46 | 16.48 | 16.44 | 16.01       | 16.11 | 16.11 | 16.54 | 16.51 | 16.55 | 15.83 | 16.03 | 16.82 | B                      |
| 19.55       | 19.77 | 19.79 | 19.29 | 19.22       | 19.41 | 18.93 | 19.77 | 20.02 | 19.68 | 19.38 | 19.41 | 20.15 | DK                     |
| 29.10       | 29.20 | 29.47 | 29.26 | 29.37       | 29.41 | 29.57 | 29.87 | 29.67 | 29.63 | 29.16 | 28.90 | 29.35 | D                      |
| 43.46       | 43.13 | 43.39 | 42.76 | 44.92       | 44.69 | 43.16 | 43.91 | 44.19 | 43.64 | 42.96 | 44.00 | 44.40 | GR                     |
| 25.36       | 25.20 | 25.35 | 25.13 | 24.75       | 24.96 | 24.12 | 24.52 | 24.07 | 24.01 | 23.56 | 23.55 | 24.09 | E                      |
| -           | -     | -     | -     | -           | -     | -     | -     | -     | -     | -     | -     | -     | F                      |
| -           | -     | -     | -     | -           | -     | -     | -     | -     | -     | -     | -     | -     | IRL                    |
| 24.32       | 24.85 | 24.90 | 24.98 | 25.90       | 27.62 | 28.58 | 27.93 | 29.46 | 29.46 | 29.66 | 30.18 | 30.81 | I                      |
| 20.66       | 20.41 | 20.44 | 20.61 | 20.68       | 20.94 | 21.31 | 21.40 | 21.29 | 21.28 | 21.22 | 21.04 | 21.03 | L                      |
| 21.57       | 22.15 | 22.22 | 22.43 | 22.30       | 22.28 | 22.42 | 22.60 | 22.50 | 22.38 | 21.78 | 22.41 | 23.62 | NL                     |
| 48.79       | 48.78 | 48.83 | 49.58 | 51.73       | 52.02 | 53.06 | 53.09 | 56.71 | 56.59 | 56.48 | -     | -     | A                      |
| 37.37       | 37.27 | 37.35 | 37.25 | 37.73       | 37.86 | 37.95 | 37.56 | 37.77 | 37.94 | 37.59 | 37.24 | 37.08 | P                      |
| -           | -     | -     | -     | -           | -     | -     | -     | -     | -     | -     | -     | -     | FIN                    |
| 31.49       | 32.56 | 32.59 | 32.62 | 31.83       | 31.62 | 30.58 | 29.94 | 31.10 | 31.04 | 30.87 | 31.28 | 32.61 | S                      |
| 22.89       | 22.44 | 21.99 | 21.59 | 21.55       | 20.58 | 20.35 | 20.99 | 21.19 | 20.90 | 20.77 | 20.58 | 19.84 | UK                     |
|             |       |       |       |             |       |       |       |       |       |       |       |       | <b>Fuel-oil fluide</b> |
|             |       |       |       |             |       |       |       |       |       |       |       |       | Prix par 100 litres    |
| 16.76       | 16.46 | 16.48 | 16.44 | 16.01       | 16.11 | 16.11 | 16.54 | 16.51 | 16.55 | 15.83 | 16.03 | 16.82 | B                      |
| 19.24       | 19.45 | 19.47 | 18.97 | 18.98       | 19.17 | 18.69 | 19.52 | 19.77 | 19.44 | 19.13 | 19.16 | 19.91 | DK                     |
| 20.10       | 20.19 | 20.03 | 19.97 | 19.99       | 19.88 | 19.76 | 20.23 | 20.10 | 20.10 | 19.36 | 19.20 | 20.08 | D                      |
| 33.72       | 33.41 | 31.31 | 30.80 | 30.80       | 30.98 | 29.83 | 30.41 | 30.91 | 30.74 | 30.13 | 30.69 | 31.22 | GR                     |
| 10.63       | 11.37 | 12.50 | 12.39 | 13.06       | 12.52 | 12.29 | 11.93 | 12.49 | 12.06 | 11.12 | 10.66 | 11.26 | E                      |
| 29.41       | 29.62 | 29.67 | -     | -           | -     | -     | -     | -     | -     | -     | -     | -     | F                      |
| 27.97       | 27.80 | 27.79 | 27.88 | 27.32       | 27.04 | 26.68 | 26.82 | 27.66 | 28.02 | -     | -     | -     | IRL                    |
| 53.16       | 52.89 | 52.65 | 52.39 | 52.46       | 52.67 | 50.52 | 49.43 | 51.83 | 51.71 | 51.68 | 53.38 | 54.04 | I                      |
| -           | -     | -     | -     | -           | -     | -     | -     | -     | -     | -     | -     | -     | L                      |
| 24.38       | 25.07 | 25.04 | 24.85 | -           | -     | 24.85 | 25.39 | 25.29 | 25.27 | 25.03 | 24.68 | 25.62 | NL                     |
| -           | -     | -     | -     | -           | -     | -     | -     | -     | -     | -     | -     | -     | A                      |
| -           | -     | -     | -     | -           | -     | -     | -     | -     | -     | -     | -     | -     | P                      |
| 23.79       | 24.43 | 23.51 | 23.25 | -           | -     | -     | -     | -     | -     | -     | -     | -     | FIN                    |
| -           | -     | -     | -     | -           | -     | -     | -     | -     | -     | -     | -     | -     | S                      |
| -           | -     | -     | -     | -           | -     | -     | -     | -     | -     | -     | -     | -     | UK                     |



# Eurostat-Veröffentlichungen über die Methoden und Ergebnisse der Agrarpreisstatistik

- I. METHODISCHE GRUNDLAGEN**
1. **METHODOLOGIE** der EG Agrarpreisindizes (Output und Input)
    - veröffentlicht 1985
    - in 4 Sprachen (DE,EN,FR,IT)
  2. System CRONOS Teil 'PRAG' Agrarpreise und Agrarpreisindizes
    - in 3 Sprachen (DE,EN,FR)
  3. **MERKMALSKATALOG** der in CRONOS gespeicherten Agrarpreisreihen
    - veröffentlicht 1988
    - in 2 Sprachen (EN,FR)
  4. **ADDENDUM** zu dem **MERKMALSKATALOG** der in CRONOS gespeicherten Agrarpreisreihen
    - veröffentlicht 1992
    - in 2 Sprachen (EN,FR)
  5. **GLOSSARIUM** (für Preise und Preisindizes)
    - in 9 Sprachen (DA,GR,EN,FR,NL,ES,DE,IT,PT)
- II. ERGEBNISSE IN EIGENEN EUROSTAT-VERÖFFENTLICHUNGEN**
1. **AGRARPREISE: Preisindizes und absolute Preise - vierteljährliche Statistiken**
    - monatliche Angaben
    - vierteljährliche Veröffentlichung
    - in 3 Sprachen (DE,EN,FR)
  2. **AGRARPREISE: Preisindizes und absolute Preise**
    - jährliche Angaben
    - jährliche Veröffentlichung
    - in 3 Sprachen (DE,EN,FR)
- 3. SCHNELLBERICHTE (Thema "Landwirtschaft")**
- a) **Monatliche und jährliche Preisindizes**
    - vierteljährliche Veröffentlichung einer Analyse der Tendenz der monatlichen Preisindizes
    - jährliche Veröffentlichung von jährlichen Angaben
    - in 3 Sprachen (DE,EN,FR)
  - b) **Vorausschätzungen**
    - jährliche Preisindizes
    - jährliche Veröffentlichung
    - in 3 Sprachen (DE,EN,FR)
- III. ERGEBNISSE IN ANDEREN EUROSTAT-VERÖFFENTLICHUNGEN**
1. **STATISTISCHE GRUNDZAHLEN** der Gemeinschaft
    - jährliche Angaben
    - jährliche Veröffentlichung
    - in 9 Sprachen (DA,GR,EN,FR,NL,ES,DE,IT,PT)
  2. **EUROSTATISTIKEN (Daten zur Konjunkturanalyse)**
    - monatliche, vierteljährliche und jährliche Angaben
    - monatliche Veröffentlichung
    - in 3 Sprachen (DE,EN,FR)

# Eurostat

## publications on agricultural price statistics

### I. METHODOLOGICAL BASES

#### 1. METHODOLOGY of EC agricultural price indices (output and input)

- published in 1985
- in 4 languages (DE,EN,FR,IT)

#### 2. CRONOS System 'PRAG' Agricultural prices and price indices

- in 3 languages (DE,EN,FR)

#### 3. CATALOGUE of characteristics of the agricultural price series stored in CRONOS

- published in 1988
- in 2 languages (EN,FR)

#### 4. ADDENDUM to the CATALOGUE of characteristics of the agricultural price series stored in CRONOS

- published in 1992
- in 2 languages (EN,FR)

#### 5. GLOSSARIUM (for prices and price indices)

- in 9 languages (DA,GR,EN,FR,NL,  
ES,DE,IT,PT)

### II. AGRICULTURAL PRICES

#### 1. AGRICULTURAL PRICES: price indices and absolute prices - quarterly statistics

- monthly data
- quarterly publication
- in 3 languages (DE,EN,FR)

#### 2. AGRICULTURAL PRICES: price indices and absolute prices

- annual data
- yearly publication
- in 3 languages (DE,EN,FR)

### 3. RAPID REPORTS (Theme 'agriculture')

#### a) Monthly and yearly price indices

- quarterly publication of an analysis of  
trends in the monthly price indices
- yearly publication of yearly data
- in 3 languages (DE,EN,FR)

#### b) Forecasts

- annual price indices
- yearly publication
- in 3 languages (DE,EN,FR)

### III. DATA IN OTHER EUROSTAT PUBLICATIONS

#### 1. BASIC STATISTICS for the Community

- yearly data
- yearly publication
- in 9 languages (DA,GR,EN,FR,NL,  
ES,DE,IT,PT)

#### 2. EUROSTATISTICS (data on economic trends)

- monthly, quarterly and yearly data
- monthly publication
- in 3 languages (DE,EN,FR)

# Les publications d'Eurostat concernant les statistiques de prix agricoles

- I. BASES METHODOLOGIQUES**
1. METHODOLOGIE des indices CE des prix agricoles (output et input)
    - publiée en 1985
    - en 4 langues (DE,EN,FR,IT)
  2. Système CRONOS, domaine Prix et indices des prix agricoles
    - en 3 langues (DE,EN,FR)
  3. CATALOGUE des caractéristiques des séries de prix agricoles mémorisées dans CRONOS
    - publié en 1988
    - en 2 langues (EN,FR)
  4. ADDENDUM au CATALOGUE des caractéristiques des séries de prix agricoles mémorisées dans CRONOS
    - publié en 1992
    - en 2 langues (EN,FR)
  5. GLOSSARIUM (pour les prix et les indices des prix)
    - en 9 langues (DA,GR,EN,FR,NL,ES,DE,IT,PT)
- II - PRIX AGRICOLES**
1. PRIX AGRICOLES: indices des prix et prix absolus - statistiques trimestrielles
    - données mensuelles
    - publication trimestrielle
    - en 3 langues (DE,EN,FR)
  2. PRIX AGRICOLES: indices des prix et prix absolus
    - données annuelles
    - publication annuelle
    - en trois langues (DE,EN,FR)
- 3. STATISTIQUES RAPIDES (dans le cadre du thème )**
- a. Indices des prix annuels et mensuels
    - publication trimestrielle d'une analyse de l'évolution des indices des prix mensuels
    - publication annuelle des données
    - annuelles
    - en 3 langues (DE,EN,FR)
  - b. Prévisions
    - indices des prix annuels
    - publication annuelle
    - en 3 langues (DE,EN,FR)
- III - DONNEES DANS LES AUTRES PUBLICATIONS D'EUROSTAT**
1. STATISTIQUES DE BASE de la Communauté
    - données annuelles
    - publication annuelle
    - en 9 langues ((DA,GR,EN,FR,NL,ES,DE,IT,PT)
  2. EUROSTATISTIQUE (données pour l'analyse de la conjoncture)
    - données mensuelles, trimestrielles et annuelles
    - publication mensuelle
    - en 3 langues (DE,EN,FR)

**ES** Clasificación de las publicaciones de Eurostat**TEMA**

- 0 Diversos (rosa)
- 1 Estadísticas generales (azul oscuro)
- 2 Economía y finanzas (violeta)
- 3 Población y condiciones sociales (amarillo)
- 4 Energía e industria (azul claro)
- 5 Agricultura, silvicultura y pesca (verde)
- 6 Comercio exterior (rojo)
- 7 Comercio, servicios y transportes (naranja)
- 8 Medio ambiente (turquesa)
- 9 Investigación y desarrollo (marrón)

**SERIE**

- A Anuarios y estadísticas anuales
- B Estadísticas coyunturales
- C Cuentas y encuestas
- D Estudios e investigación
- E Métodos
- F Estadísticas breves

**GR** Ταξινόμηση των δημοσιεύσεων της Eurostat**ΘΕΜΑ**

- 0 Διάφορα (ροζ)
- 1 Γενικές στατιστικές (βαθύ μπλε)
- 2 Οικονομία και δημοσιονομικά (βιολετί)
- 3 Πληθυσμός και κοινωνικές συνθήκες (κίτρινο)
- 4 Ενέργεια και βιομηχανία (μπλε)
- 5 Γεωργία, δάση και αλιεία (πράσινο)
- 6 Εξωτερικό εμπόριο (κόκκινο)
- 7 Εμπόριο, υπηρεσίες και μεταφορές (πορτοκαλί)
- 8 Περιβάλλον (τουρκουάζ)
- 9 Έρευνα και ανάπτυξη (καφέ)

**ΣΕΙΡΑ**

- A Επετηρίδες και ετήσιες στατιστικές
- B Συγκυριακές στατιστικές
- C Λογαριασμοί και έρευνες
- D Μελέτες και έρευνα
- E Μέθοδοι
- F Στατιστικές εν συντομία

**IT** Classificazione delle pubblicazioni dell'Eurostat**TEMA**

- 0 Diverse (rosa)
- 1 Statistiche generali (blu)
- 2 Economia e finanze (viola)
- 3 Popolazione e condizioni sociali (giallo)
- 4 Energia e industria (azzurro)
- 5 Agricoltura, foreste e pesca (verde)
- 6 Commercio estero (rosso)
- 7 Commercio, servizi e trasporti (arancione)
- 8 Ambiente (turchese)
- 9 Ricerca e sviluppo (marrone)

**SERIE**

- A Annuari e statistiche annuali
- B Statistiche sulla congiuntura
- C Conti e indagini
- D Studi e ricerche
- E Metodi
- F Statistiche in breve

**FI** Eurostatin julkaisuluokitus**Aihe**

- 0 Sekalalta (vaateanpunainen)
- 1 Yleiset tilastot (yönsininen)
- 2 Talous ja rahoitus (violetti)
- 3 Väestö- ja sosiaalityilastot (keltainen)
- 4 Energia ja teollisuus (sininen)
- 5 Maa- ja metsätalous, kalastus (vihreä)
- 6 Ulkomaankauppa (punainen)
- 7 Kauppa, palvelut ja liikenne (oranssi)
- 8 Ympäristö (turkoosi)
- 9 Tutkimus ja kehitys (ruskea)

**SARJA**

- A Vuosikirjat ja vuositilastot
- B Suhdannetilastot
- C Laskennat ja kyselytutkimukset
- D Tutkimukset
- E Menetelmät
- F Tilastokatsaukset

**DA** Klassifikation af Eurostats publikationer**EMNE**

- 0 Diverse (rosa)
- 1 Almene statistikker (mærkeblå)
- 2 Økonomi og finanser (violet)
- 3 Befolkning og sociale forhold (gul)
- 4 Energi og industri (blå)
- 5 Landbrug, skovbrug og fiskeri (grøn)
- 6 Udenrigshandel (rød)
- 7 Handel, tjenesteydelser og transport (orange)
- 8 Miljø (turkis)
- 9 Forskning og udvikling (brun)

**SERIE**

- A Årbøger og årlige statistikker
- B Konjunkturstatistikker
- C Tællinger og rundspørger
- D Undersøgelser og forskning
- E Metoder
- F Statistikoversigter

**EN** Classification of Eurostat publications**THEME**

- 0 Miscellaneous (pink)
- 1 General statistics (midnight blue)
- 2 Economy and finance (violet)
- 3 Population and social conditions (yellow)
- 4 Energy and industry (blue)
- 5 Agriculture, forestry and fisheries (green)
- 6 External trade (red)
- 7 Distributive trades, services and transport (orange)
- 8 Environment (turquoise)
- 9 Research and development (brown)

**SERIES**

- A Yearbooks and yearly statistics
- B Short-term statistics
- C Accounts and surveys
- D Studies and research
- E Methods
- F Statistics in focus

**NL** Classificatie van de publikaties van Eurostat**ONDERWERP**

- 0 Diverse (roze)
- 1 Algemene statistiek (donkerblauw)
- 2 Economie en financiën (paars)
- 3 Bevolking en sociale voorwaarden (geel)
- 4 Energie en industrie (blauw)
- 5 Landbouw, bosbouw en visserij (groen)
- 6 Buitenlandse handel (rood)
- 7 Handel, diensten en vervoer (oranje)
- 8 Milieu (turkoois)
- 9 Onderzoek en ontwikkeling (bruin)

**SERIE**

- A Jaarboeken en jaarstatistieken
- B Conjunctuurstatistieken
- C Rekeningen en enquêtes
- D Studies en onderzoeken
- E Methoden
- F Statistieken in het kort

**SV** Klassifikation av Eurostats publikationer**ÄMNE**

- 0 Diverse (rosa)
- 1 Allmän statistik (mörkblå)
- 2 Ekonomi och finans (lila)
- 3 Befolkning och sociala förhållanden (gul)
- 4 Energi och industri (blå)
- 5 Jordbruk, skogsbruk och fiske (grön)
- 6 Utrikeshandel (röd)
- 7 Handel, tjänster och transport (orange)
- 8 Miljö (turkos)
- 9 Forskning och utveckling (brun)

**SERIE**

- A Årsböcker och årlig statistik
- B Konjunkturstatistik
- C Redogörelser och enkäter
- D Undersökningar och forskning
- E Metoder
- F Statistiköversikter

**DE** Gliederung der Veröffentlichungen von Eurostat**THEMENKREIS**

- 0 Verschiedenes (rosa)
- 1 Allgemeine Statistik (dunkelblau)
- 2 Wirtschaft und Finanzen (violett)
- 3 Bevölkerung und soziale Bedingungen (gelb)
- 4 Energie und Industrie (blau)
- 5 Land- und Forstwirtschaft, Fischerei (grün)
- 6 Außenhandel (rot)
- 7 Handel, Dienstleistungen und Verkehr (orange)
- 8 Umwelt (türkis)
- 9 Forschung und Entwicklung (braun)

**REIHE**

- A Jahrbücher und jährliche Statistiken
- B Konjunkturstatistiken
- C Konten und Erhebungen
- D Studien und Forschungsergebnisse
- E Methoden
- F Statistik kurzgefaßt

**FR** Classification des publications d'Eurostat**THÈME**

- 0 Divers (rose)
- 1 Statistiques générales (bleu nuit)
- 2 Économie et finances (violet)
- 3 Population et conditions sociales (jaune)
- 4 Énergie et industrie (bleu)
- 5 Agriculture, sylviculture et pêche (vert)
- 6 Commerce extérieur (rouge)
- 7 Commerce, services et transports (orange)
- 8 Environnement (turquoise)
- 9 Recherche et développement (brun)

**SÉRIE**

- A Annuaire et statistiques annuelles
- B Statistiques conjoncturelles
- C Comptes et enquêtes
- D Études et recherche
- E Méthodes
- F Statistiques en bref

**PT** Classificação das publicações do Eurostat**TEMA**

- 0 Diversos (rosa)
- 1 Estatísticas gerais (azul-escuro)
- 2 Economia e finanças (violeta)
- 3 População e condições sociais (amarelo)
- 4 Energia e indústria (azul)
- 5 Agricultura, silvicultura e pesca (verde)
- 6 Comércio externo (vermelho)
- 7 Comércio, serviços e transportes (laranja)
- 8 Ambiente (turquesa)
- 9 Investigação e desenvolvimento (castanho)

**SÉRIE**

- A Anuários e estatísticas anuais
- B Estatísticas conjunturais
- C Contas e inquéritos
- D Estudos e investigação
- E Métodos
- F Estatísticas breves

**BELGIQUE / BELGIË**

Monsieur belge/  
Belgisch Staatsblad  
Rue de Louvain 42/Louvainseweg 42  
3-1000 Bruxelles/B-1000 Brussel  
Tél. (02) 512 00 26  
Fax (02) 511 01 84

Jean De Lannoy  
Avenue du Roi 202/Koningslaan 202  
3-1060 Bruxelles/B-1060 Brussel  
Tél. (02) 538 51 69  
Fax (02) 538 08 41

Autres distributeurs/  
Overige verkooppunten:

Librairie européenne/  
Europese boekhandel  
Rue de la Loi 244/Wetstraat 244  
3-1040 Bruxelles/B-1040 Brussel  
Tél. (02) 231 04 35  
Fax (02) 735 08 60

Document delivery:

Credoc  
Rue de la Montagne 34/Bergstraat 34  
Boite 11/Bus 11  
3-1000 Bruxelles/B-1000 Brussel  
Tél. (02) 511 69 41  
Fax (02) 513 31 95

**DANMARK**

I. H. Schultz Information A/S  
Ferstedvang 10-12  
DK-2620 Albertslund  
Tl. 43 63 23 00  
Fax (Sales) 43 63 19 69  
Fax (Management) 43 63 19 49

**DEUTSCHLAND**

Landesanzeiger Verlag  
Postfach 10 05 34  
D-50445 Köln  
Tel. (02 21) 20 29-0  
Fax (02 21) 2 02 92 78

**GREECE/ΕΛΛΑΔΑ**

I.C. Eleftheroudakis SA  
International Bookstore  
Eikis Street 4  
GR-10563 Athens  
Tel. (01) 322 63 23  
Fax 323 98 21

**SPAINA**

Lundi-Prensa Libros, SA  
Castelló, 37  
28001 Madrid  
Tel. (91) 431 33 99 (Libros)  
431 32 22 (Suscripciones)  
435 36 37 (Dirección)  
Fax (91) 575 39 98

Boletín Oficial del Estado

Infalgar, 27-29  
28071 Madrid  
Tel. (91) 538 22 95  
Fax (91) 538 23 49

Agencia:

Agencia Internacional AEDOS  
Consejo de Ciento, 391  
08009 Barcelona  
Tel. (93) 488 34 92  
Fax (93) 487 76 59

Agencia de la Generalitat  
Catalunya

Agencia dels Estudis, 118 (Palau Moja)  
08002 Barcelona  
Tel. (93) 302 68 35  
Tel. (93) 302 64 62  
Fax (93) 302 12 99

**FRENCE**

Journal officiel  
Service des publications  
des Communautés européennes  
Rue Desaix  
91572 Paris Cedex 15  
Tel. (1) 40 58 77 01/31  
Fax (1) 40 58 77 00

**IRELAND**

Government Supplies Agency  
4-6 Harcourt Road  
Dublin 2  
Tel. (1) 66 13 111  
Fax (1) 47 52 760

**ITALIA**

Licosa SpA  
Via Duca di Calabria 1/1  
Casella postale 552  
I-50125 Firenze  
Tel. (055) 64 54 15  
Fax 64 12 57

**GRAND-DUCHÉ DE LUXEMBOURG**

Messageries du livre  
5, rue Raiffaisen  
L-2411 Luxembourg  
Tél. 40 10 20  
Fax 49 06 61

**NEDERLAND**

SDU Servicecentrum Uitgeverijen  
Postbus 20014  
2500 EA 's-Gravenhage  
Tel. (070) 37 89 880  
Fax (070) 37 89 783

**ÖSTERREICH**

Manz'sche Verlags-  
und Universitätsbuchhandlung  
Kohlmarkt 16  
A-1014 Wien  
Tel. (1) 531 610  
Fax (1) 531 61-181

Document delivery:

Wirtschaftskammer  
Wiedner Hauptstraße  
A-1045 Wien  
Tel. (0222) 50105-4356  
Fax (0222) 50206-297

**PORTUGAL**

Imprensa Nacional — Casa da Moeda, EP  
Rua Marquês Sá da Bandeira, 16-A  
P-1099 Lisboa Codex  
Tel. (01) 353 03 99  
Fax (01) 353 02 94/384 01 32

Distribuidora de Livros  
Bertrand, Lda.

Grupo Bertrand, SA  
Rua das Terras dos Vales, 4-A  
Apartado 37  
P-2700 Amadora Codex  
Tel. (01) 49 59 050  
Fax 49 60 255

**SUOMI/FINLAND**

Akateeminen Kirjakauppa  
Akademiska Bokhandeln  
Pohjoisesplanadi 39 / Norra esplanaden 39  
PL / PB 128  
FIN-00101 Helsingi / Helsingfors  
Tel. (90) 121 4322  
Fax (90) 121 44 35

**SVERIGE**

BTJ AB  
Traktorvägen 11  
Box 200  
S-221 00 Lund  
Tel. (046) 18 00 00  
Fax (046) 18 01 25

**UNITED KINGDOM**

HMSO Books (Agency section)  
HMSO Publications Centre  
51 Nine Elms Lane  
London SW8 5DR  
Tel. (0171) 873 9090  
Fax (0171) 873 8463

**ICELAND**

BOKABUD  
LARUSAR BLÖNDAL  
Skólavörðustíg, 2  
IS-101 Reykjavík  
Tel. 551 56 50  
Fax 552 55 60

**NORGE**

NIC Info a/s  
Boks 6512 Etterstad  
0606 Oslo  
Tel. (22) 57 33 34  
Fax (22) 68 19 01

**SCHWEIZ/SUISSE/SVIZZERA**

OSEC  
Stampfenbachstraße 85  
CH-8035 Zürich  
Tel. (01) 365 54 49  
Fax (01) 365 54 11

**BÄLGARIJA**

Europress Klassika BK Ltd  
66, bd Vitosha  
BG-1463 Sofia  
Tel./Fax (2) 62 74 75

**ČESKÁ REPUBLIKA**

NIS ČR  
Havelská 22  
CZ-130 00 Praha 3  
Tel./Fax (2) 24 22 94 33

**HRVATSKA**

Mediatrade  
P. Hatza 1  
HR-4100 Zagreb  
Tel./Fax (041) 43 03 92

**MAGYARORSZÁG**

Euro-Info-Service  
Európ Ház  
Margitsziget  
H-1138 Budapest  
Tel./Fax (1) 111 60 61, (1) 111 62 16

**POLSKA**

Business Foundation  
ul. Krucza 38/42  
PL-00-512 Warszawa  
Tel. (2) 621 99 83, 628 28 82  
International Fax&Phone (0-39) 12 00 77

**ROMÂNIA**

Euromedia  
65, Strada Dionisie Lupu  
RO-70184 Bucuresti  
Tel./Fax 1-31 29 646

**RUSSIA**

CCEC  
9,60-letiya Oktyabrya Avenue  
117312 Moscow  
Tel./Fax (095) 135 52 27

**SLOVAKIA**

Slovak Technical  
Library  
Nám. slobody 19  
SLO-812 23 Bratislava 1  
Tel. (7) 52 204 52  
Fax (7) 52 957 85

**CYPRUS**

Cyprus Chamber of Commerce  
and Industry  
Chamber Building  
38 Grivas Dhimenis Ave  
3 Delfiorgis Street  
PO Box 1455  
Nicosia  
Tel. (2) 44 95 00, 46 23 12  
Fax (2) 36 10 44

**MALTA**

Miller Distributors Ltd  
PO Box 25  
Malta International Airport LQA 05 Malta  
Tel. 66 44 88  
Fax 67 67 99

**TÜRKIYE**

Pres AS  
Dönya Infotel  
TR-60050 Tünel-Istanbul  
Tel. (1) 251 91 90/251 96 96  
Fax (1) 251 91 97

**ISRAEL**

Roy International  
17, Shimon Hatarssi Street  
P.O.B. 13056  
61130 Tel Aviv  
Tel. (3) 546 14 23  
Fax (3) 546 14 42

Sub-agent for the Palestinian Authority:

INDEX Information Services  
PO Box 19502  
Jerusalem  
Tel. (2) 27 16 34  
Fax (2) 27 12 19

**EGYPT/  
MIDDLE EAST**

Middle East Observer  
41 Sherif St.  
Cairo  
Tel/Fax (2) 393 97 32

**UNITED STATES OF AMERICA/  
CANADA**

**UNIPUB**

4611-F Assembly Drive  
Lanham, MD 20706-4391  
Tel. Toll Free (800) 274 48 88  
Fax (301) 459 00 56

**CANADA**

Subscriptions only  
Uniquement abonnements  
Renouf Publishing Co. Ltd  
1294 Algoma Road  
Ottawa, Ontario K1B 3W8  
Tel. (613) 741 43 33  
Fax (613) 741 54 39

**AUSTRALIA**

Hunter Publications  
58A Gipps Street  
Collingwood  
Victoria 3066  
Tel. (3) 9417 53 61  
Fax (3) 9419 71 54

**JAPAN**

Procurement Services Int. (PSI-Japan)

Kyoku Dome Postal Code 102  
Tokyo Kojimachi Post Office  
Tel. (03) 32 34 69 21  
Fax (03) 32 34 69 15

Sub-agent:

Kinokuniya Company Ltd  
Journal Department  
PO Box 55 Chitose  
Tokyo 156  
Tel. (03) 34 39-0124

**SOUTH and EAST ASIA**

Legal Library Services Ltd  
Orchard  
PO Box 0523  
Singapore 9123  
Tel. 243 24 98  
Fax 243 24 79

**SOUTH AFRICA**

Safto  
5th Floor, Export House  
Cnr Maude & West Streets  
Sandton 2146  
Tel. (011) 883-3737  
Fax (011) 883-6569

**ANDERE LÄNDER  
OTHER COUNTRIES  
AUTRES PAYS**

Office des publications officielles  
des Communautés européennes  
2, rue Mercier  
L-2985 Luxembourg  
Tél. 29 29-1  
Télex PUBOF LU 1324 b  
Fax 48 85 73, 48 68 17

Preis in Luxemburg (ohne MwSt.)    Price (excluding VAT) in Luxembourg    Prix au Luxembourg, TVA exclue  
Einzelpreis    Single copy    Prix par numéro ECU 28    Abonnement    Subscription ECU 82



AMT FÜR AMTLICHE VERÖFFENTLICHUNGEN  
DER EUROPÄISCHEN GEMEINSCHAFTEN  
OFFICE FOR OFFICIAL PUBLICATIONS  
OF THE EUROPEAN COMMUNITIES  
OFFICE DES PUBLICATIONS OFFICIELLES  
DES COMMUNAUTÉS EUROPÉENNES

L-2985 Luxembourg

CA - CI - 96 - 001 - 3A - C