



EUROSTATISTIK

Daten zur Konjunkturanalyse

EUROSTATISTICS

Data for short-term economic analysis

EUROSTATISTIQUES

Données pour l'analyse de la conjoncture

Monatlich Monthly Mensuel

12 **1995**

eurostat

Themenkreis / Theme /Thème
Allgemeine Statistik / General statistics / Statistiques générales

Reihe / Series / Série
Konjunkturstatistiken / Short-term statistics / Statistiques conjoncturelles

1
B



OFICINA ESTADÍSTICA DE LAS COMUNIDADES EUROPEAS
DE EUROPÆISKE FÆLLESSKABERS STATISTISKE KONTOR
STATISTISCHES AMT DER EUROPÄISCHEN GEMEINSCHAFTEN
ΣΤΑΤΙΣΤΙΚΗ ΥΠΗΡΕΣΙΑ ΤΩΝ ΕΥΡΩΠΑΪΚΩΝ ΚΟΙΝΟΤΗΤΩΝ
STATISTICAL OFFICE OF THE EUROPEAN COMMUNITIES
OFFICE STATISTIQUE DES COMMUNAUTÉS EUROPÉENNES
ISTITUTO STATISTICO DELLE COMUNITÀ EUROPEE
BUREAU VOOR DE STATISTIEK DER EUROPESE GEMEENSCHAPPEN
SERVIÇO DE ESTATÍSTICA DAS COMUNIDADES EUROPEIAS

L-2920 Luxembourg — Tél. 43 01-1 — Télex COMEUR LU 3423
B-1049 Bruxelles, rue de la Loi 200 — Tél. 299 11 11

Las publicaciones de Eurostat están clasificadas por temas y por series. La clasificación se encuentra al final de la obra. Para mayor información sobre las publicaciones, rogamos se pongan en contacto con Eurostat. Para los pedidos, diríjense a las oficinas de venta cuyas direcciones figuran en la página interior de la contracubierta.

Eurostats publikationer er klassificeret efter emne og serie. En oversigt herover findes bag i hæftet. Yderligere oplysninger om publikationerne kan fås ved henvendelse til Eurostat. Bestilling kan afgives til de salgssteder, der er anført på omslagets side 3.

Die Veröffentlichungen von Eurostat sind nach Themenkreisen und Reihen gegliedert. Die Gliederung ist hinten in jedem Band aufgeführt. Genauere Auskünfte über die Veröffentlichungen erteilt Eurostat. Ihre Bestellungen richten Sie bitte an die Verkaufsbüros, deren Anschriften jeweils auf der dritten Umschlagseite der Veröffentlichungen zu finden sind.

Οι εκδόσεις της Eurostat ταξινομούνται κατά θέμα και κατά σειρά. Η ακριβής ταξινόμηση αναφέρεται στο τέλος κάθε έκδοσης. Για λεπτομερέστερες πληροφορίες σχετικά με τις εκδόσεις, μπορείτε να απευθύνεσθε στην Eurostat. Για τις παραγγελίες μπορείτε να απευθύνεσθε στα γραφεία πώλησης, των οποίων οι διευθύνσεις αναγράφονται στη σελίδα 3 του εξωφύλλου.

Eurostat's publications are classified according to themes and series. This classification is indicated at the end of the publication. For more detailed information on publications, contact Eurostat. Orders are obtainable from the sales offices mentioned on the inside back cover.

Les publications d'Eurostat sont classées par thème et par série. Cette classification est précisée à la fin de l'ouvrage. Pour des informations plus détaillées sur les publications, contactez Eurostat. Pour les commandes, adressez-vous aux bureaux de vente dont les adresses sont indiquées à la page 3 de la couverture.

Le pubblicazioni dell'Eurostat sono classificate per tema e per serie. Tale classificazione è precisata alla fine dell'opera. Per informazioni più dettagliate sulle pubblicazioni rivolgersi all'Eurostat. Per eventuali ordinazioni rivolgersi a uno degli uffici di vendita i cui indirizzi figurano nella 3ª pagina della copertina.

De publikaties van Eurostat zijn ingedeeld naar onderwerp en serie. Deze indeling is achter in het boek opgenomen. Voor nadere informatie over de publikaties kunt u zich wenden tot Eurostat. Gelieve bestellingen op te geven bij de verkoopbureaus, waarvan de adressen op bladzijde 3 van de omslag zijn vermeld.

As publicações do Eurostat estão classificadas por tema e por série. Esta classificação está indicada no fim da obra. Para mais informações sobre as publicações é favor contactar Eurostat. Encomendas: serviços de venda cujos endereços estão indicados na contracapa.

EUROSTATISTIK

Daten zur Konjunkturanalyse

EUROSTATISTICS

Data for short-term economic analysis

EUROSTATISTIQUES

Données pour l'analyse de la conjoncture

Luxembourg: Office des publications officielles des Communautés européennes, 1995

© EGKS-EG-EAG, Brüssel • Luxembourg, 1995

Nachdruck — ausgenommen zu kommerziellen Zwecken — mit Quellenangabe gestattet.

© ECSC-EC-EAEC, Brussels • Luxembourg, 1995

Reproduction is authorized, except for commercial purposes, provided the source is acknowledged.

© CECA-CE-CEEA, Bruxelles • Luxembourg, 1995

Reproduction autorisée, sauf à des fins commerciales, moyennant mention de la source.

Printed in Germany

Mit der monatlich erscheinenden Veröffentlichung *Eurostatistik - Daten zur Konjunkturanalyse* werden innerhalb kürzester Frist die neuesten statistischen Daten über die Europäische Gemeinschaft als Ganzes (EUR 12), über jedes Mitgliedsland sowie über die Vereinigten Staaten und Japan bekanntgegeben.

Eurostatistik enthält nicht die Gesamtheit des bei Eurostat verfügbaren statistischen Materials, sondern eine Auswahl der relevantesten Reihen über die konjunkturelle Entwicklung.

Schnelligkeit und Pünktlichkeit sind die wichtigsten Vorzüge dieser Veröffentlichung.

Aus diesem Grunde wurde sie im Umfang bewußt klein gehalten und enthält keine Anmerkungen zur Methodik, die im übrigen in den spezialisierten Veröffentlichungen von Eurostat zu finden sind.

Die in Eurostatistik veröffentlichten Daten stammen aus der Datenbank New Cronos. New Cronos setzt sich zusammen aus dem alten Cronos sowie REGIO und ist nicht mehr in Form von Zeitreihen, sondern in Form von multidimensionalen Tabellen dargestellt. New Cronos ist somit eines der Produkte zur Verbreitung statistischer Daten, das direkt aus der Eurostat - Referenzdatenbank gespeist wird. Darüber hinaus sind die Daten in der Datenbank Eurocron verfügbar, die vom Host Eurobases der Kommission angeboten wird.

Weitere Informationen über Eurostat und seine Produkte können bei folgender Stelle angefordert werden:

Eurostat - Informationsbüro
L-2920 LUXEMBURG
Telephon: (352) 4301 34567
Telefax: (352) 43 64 04

Data Shop
121, rue Joseph II
Büro 3/235
B-1049 Bruxelles
Telephon: (02) 299 66 66
Telefax: (02) 295 01 25

KURZ NOTIERT. 5

KONJUNKTURDATEN

- 1. Volkswirtschaftliche Gesamtrechnungen . . . 33
- 2. Beschäftigung. 35
- 3. Arbeitslosigkeit 39
- 4. Industrielle Produktion 44
- 5. Meinungsumfrage in der Industrie. 55
- 6. Energie. 59
- 7. Einzelhandel. 63
- 8. Landwirtschaftliche Erzeugnisse. 64
- 9. Außenhandel 67
- 10. Verbraucherpreise 84
- 11. Landwirtschaftliche Erzeugerpreise 89
- 12. Löhne und Gehälter 91
- 13. Finanzstatistiken 92
- 14. Zahlungsbilanz 97

Anmerkung betreffend Grafiken und Tabellen:

(*) Die Daten beziehen sich auf das Gebiet der Bundesrepublik Deutschland vor dem 3.10.1990 einschließlich West-Berlin.

| | |
|-----------------|--|
| 0 | Weniger als die Hälfte der verwendeten Einheit |
| % | Prozent |
| T/T-1% | Prozentualer Zuwachs eines Vierteljahres gegenüber dem vorhergehenden Vergleichszeitraum (Monat, Vierteljahr, Jahr) |
| T/T-4% | Prozentualer Zuwachs eines Vierteljahres gegenüber dem entsprechenden Vierteljahr des Vorjahres |
| T/T-12% | Prozentualer Zuwachs eines Monats gegenüber dem entsprechenden Monat des Vorjahres |
| BALANCE% | Saldo zwischen den positiven Antworten (Zunahme, Verbesserung der Situation) und den negativen Antworten (Abnahme, Verschlechterung der Situation) der Konjunkturmfrage bei den Unternehmern in der Gemeinschaft |
| 1990=100 | Basisjahr |
| 1000 | in 1000 |
| MIO | Million |
| MRD | Milliarde |
| T | Metrische Tonne |
| TJ(GCV) | Terajoule = 109KJ |
| GWH | Gigawattstunde = 106kWh |
| USD | US-Dollar |
| ECU | Europäische Währungseinheit |
| SZR | Sonderziehungsrechte |
| ESVG | Europäisches System Volkswirtschaftlicher Gesamtrechnungen |
| NACE | Allgemeine Systematik der Wirtschaftszweige in den Europäischen Gemeinschaften |
| SITC | Standard International Trade Classification |
| EUR | Mitgliedstaaten insgesamt |
| UEBL | Belgisch-Luxemburgische Wirtschaftsunion |
| ACP | Länder Afrikas, der Karibik und des Pazifiks - Abkommens von Lomé |

WECHSELKURSE: Erneute Stärke der D-Mark

Die D-Mark zeigte sich im Oktober generell stärker gegenüber den anderen Währungen. Der Dollar gab weiter nach und fiel gegen Monatsende auf rund 1,40 DM zurück. Damit lag er nur geringfügig über seinem im April erreichten historischen Tiefststand von 1,35 DM (Schlußnotierung am Londoner Markt). Im Wechselkurs Yen/Dollar hingegen gab es nur wenig Bewegung, er blieb weiterhin bei rund 100 Yen. Der seit dem Frühjahr zu beobachtende Aufwärtstrend der D-Mark gegenüber dem Yen setzte sich daher fort: Ende Oktober lag die D-Mark bei über 72,5 Yen, dem höchsten Stand seit Februar 1993.

Auch innerhalb des Wechselkursmechanismus des EWS zog die D-Mark an und konnte gegenüber dem französischen Franc, dem irischen Pfund, der spanischen Peseta und dem portugiesischen Escudo an Wert gewinnen. Als Reaktion auf den Abwertungsdruck, der auf dem Franc lastete, setzte die Banque de France ihre fünf- bis zehntägige Darlehensfazilität aus und erhöhte Anfang Oktober den Zinssatz für siebentägige Wertpapierpensionsgeschäfte von 6,15 % auf 7,25 %, nahm ihn allerdings eine Woche später, als der Druck nachgelassen hatte, wieder auf 7 % zurück. Die Schwäche des irischen Pfund innerhalb des EWS war zum Teil bedingt durch den Wertverlust des Pfund Sterling, das gegenüber der D-Mark bis nahe auf sein Rekordtief von 2,18 DM vom Mai dieses Jahres zurückfiel.

In Italien gab die Lira bei unbeständiger Tendenz an den Devisenmärkten, unter anderem wegen der Unsicherheit im Zusammenhang mit der Verabschiedung des Haushalts 1996, im Oktober gleichfalls gegenüber der D-Mark etwas nach. Auch die griechische Drachme wurde schwächer, nachdem sich der Wechselkurs Drachme/DM über mehrere Monate hinweg nur wenig verändert hatte. Der Sturz der österreichischen Regierung im Oktober hatte nur ganz geringfügige Auswirkungen auf den Schilling, der seit vielen Jahren eng an die D-Mark geknüpft ist.

Eine Währung, die im Oktober gegenüber der D-Mark an Wert zulegte, war die schwedische Krone, die am 27. Oktober einen neuen Jahreshochststand von 4,72 SKR erreichte. Die Finnmark blieb unterdessen gegenüber der D-Mark nahezu unverändert bei rund 3,0 FMK.

Von der französischen Zinssatzanhebung abgesehen, war der Oktober relativ ruhig, was Änderungen der amtlichen Zinssätze angeht. Der deutsche Repo-Satz für Wertpapierpensionsgeschäfte wurde geringfügig auf 4,03 % zurückgenommen, und in den Niederlanden sowie in Dänemark wurden die Sätze nach unten korrigiert. In Finnland wurde der einmonatige Tendersatz am 5. Oktober um 0,5 Prozentpunkte auf 5,5 % gesenkt.

Renditen von Staatsanleihen: Märkte orientierungslos

Der Aufwärtstrend, der im August und im September an den europäischen Anleihemärkten zu beobachten war, setzte sich im Oktober nicht fort. Die Renditen deutscher, niederländischer und belgischer zehnjähriger Staatsanleihen blieben nahezu unverändert. In Frankreich, Dänemark, Österreich, Irland und dem Vereinigten Königreich stiegen die Renditen an. Bei den höherverzinslichen Staatsanleihen entwickelten sich die Renditen in Italien, Spanien und Portugal nach oben.

Eine Ausnahme bildete Schweden, wo eine anhaltende Erholung am Anleihemarkt im Oktober im Zusammenhang mit dem Wertgewinn der schwedischen Währung zu sehen ist. Seit April ist die Rendite für zehnjährige schwedische Staatsanleihen um mehr als zwei Prozentpunkte gefallen und hat gegen Ende Oktober einen Stand von 9,2 % erreicht. Demgegenüber sind die Renditen in Deutschland im gleichen Zeitraum um 0,6 Prozentpunkte auf 6,5 % zurückgegangen.

Der US-Anleihemarkt entwickelte sich im Oktober erneut günstig: Die Renditen der zehnjährigen US-Schatzanweisungen fielen kurzfristig unter 6 % und somit auf den niedrigsten Stand in diesem Jahr. Die zehnjährige japanische Staatsanleihe verzinst sich Ende Oktober mit 2,8 %, also ebenso wie im Vormonat und nahe am Rekordtiefststand dieser Anleihe.

Geldvolumen: Gedämpfte Trends überwiegen

In der Mehrzahl der EU-Länder ist das Geldmengenwachstum gering oder negativ. Daraus läßt sich schließen, daß der Inflationsdruck höchstwahrscheinlich noch eine Zeitlang schwach bleiben wird. Allerdings gibt es nennenswerte Ausnahmen: In den Monaten bis August 1995 belief sich das Wachstum der weitgefaßten Geldmenge in Portugal auf 9,4 %, in Spanien auf 10,2 % und in Irland auf 11,3 %. Im Vereinigten Königreich hat sich die Zuwachsrate der Geldmenge M4 in diesem Jahr beständig erhöht. Im August lag sie bei 8,6 % und damit nahe an der Obergrenze ihres amtlichen Zielkorridors von 3-9 %.

In Griechenland hat sich das M3-Wachstum ebenfalls beschleunigt und ist in den Monaten bis Juli in den unteren Bereich seines Zielkorridors von

7-9 % eingetreten. Für Frankreich und Deutschland werden die Zielkorridore für M3 auf der Grundlage des vierten Quartals des Vorjahres berechnet. Dementsprechend betrug das auf Jahresbasis umgerechnete Wachstum in Frankreich im Juni 3,5 % (gegenüber einem mittelfristigen Ziel von 5 %) und in Deutschland im August 0,3 % (gegenüber einem Ziel für 1995 von 4-6 %).

Amtliche Währungsreserven: Erholung bei den italienischen Reserven

Die amtlichen Währungsreserven Italiens (ohne Gold) gingen zwischen Ende 1994 und April 1995 um 5,6 Mrd. ECU auf 20,7 Mrd. ECU zurück, erhöhten sich jedoch dann im Juli wieder auf 27,8 Mrd. ECU. Die spanischen Reserven verringerten sich von 33,8 Mrd. ECU Ende 1994 auf 25,0 Mrd. ECU im Juli. Geringere Abnahmen des Wertes der Reserven wurden in den ersten sieben Monaten 1995 in den Niederlanden sowie in den fünf Monaten bis Mai im Vereinigten Königreich, in Frankreich und in Portugal verzeichnet.

Zu den EU-Mitgliedstaaten, die—außer Italien—in den sieben Monaten bis Juli einen Anstieg ihrer Reserven zu verbuchen hatten, gehörten Irland, Österreich und Schweden. In anderen EU-Ländern blieben die Währungsreserven während dieses Zeitraums mehr oder weniger unverändert (Daten für Griechenland liegen nur bis Juni vor). Starke Zuwächse waren in diesem Jahr in den USA und in Japan zu beobachten, wobei die japanischen Reserven Weltrekordniveau erreichten.

Jahresinflationsrate: Europäischen Union der 15-Inflationsrate seit drei Monaten bei 3,1 %

Die jährliche Inflationsrate der Europäischen Union der 15 lag im September 1995 im dritten aufeinanderfolgenden Monat bei 3,1 %. Im September des Vorjahres waren die Preise um 3,0 % gestiegen.

Die Inflationsrate blieb in zehn Mitgliedstaaten unter dem Europäischen Union der 15-Durchschnitt. Die niedrigste Preissteigerungsrate hatte Finnland mit 0,3 %. Griechenland bleibt mit 8,4 % das Land mit der höchsten Rate innerhalb der Europäischen Union der 15.

Für die Inflationsraten der Mitgliedsländer im September, mit entsprechenden Vorjahreszahlen, ergibt sich folgende ansteigende Reihenfolge:

| | Sept 95 | Sept 94 | Sept 94 | Sept 95 | Sept 94 |
|--------------|----------|---------|-----------------|---------|---------|
| | Sept 94 | Sept 93 | | Sept 94 | Sept 93 |
| Finnland | 0,3 % | 1,9 % | Irland** | 2,5 % | 2,5 % |
| Belgien | 1,2 % | 2,5 % | Schweden | 2,5 % | 2,7 % |
| Niederlande | 1,5 % | 2,7 % | Ver. Königreich | 3,9 % | 2,2 % |
| Luxemburg | 1,6 % | 2,2 % | Portugal | 4,0 % | 4,7 % |
| Deutschland* | 1,8 % | 2,7 % | Spanien | 4,4 % | 4,5 % |
| Frankreich | 2,0 % | 1,6 % | Italien | 5,6 % p | 3,9 % |
| Dänemark | 2,1 % | 2,0 % | Griechenland | 8,4 % | 11,9 % |
| Österreich | 2,1 % | 3,1 % | | | |
| EUR 15 | 3,1 % p* | 3,0 % | | | |

* Diese Rate bezieht sich auf Gesamtdeutschland (einschließlich neue Bundesländer)
 ** August 95/August 94 und August 94/August 93
 p Vorläufig

ARBEITSLOSENQUOTE: Arbeitslosenquote der Europäischen Union der 15 seit drei Monaten unverändert

Die Arbeitslosenquote der Europäischen Union der 15 lag im September 1995 bei saisonbereinigt 10,5 %.

Sie ist damit auf dem gleichen Niveau wie schon im Juli und August. Zuvor war die Arbeitslosenrate seit dem Frühjahr vergangenen Jahres (11,3 %) langsam, aber stetig gesunken.

Diese jüngste Entwicklung betrifft Männer und Frauen, sowie die Gruppen der unter und über 25jährigen gleichermaßen.

Luxemburg profitiert mit 3,8 % nach wie vor von der niedrigsten Arbeitslosenquote in der Europäischen Union der 15 gefolgt von den Niederlanden (6,6 %, Zahlen vom August) und Dänemark (6,8 %, August).

Nach den Schätzungen von Eurostat waren im September EU-weit etwa 17,4 Millionen Menschen arbeitslos. Dabei handelt es sich um eine saisonbereinigte Zahl, die sich an den Kriterien der Internationalen Arbeitsorganisation (ILO) orientiert.

Die Arbeitslosenquote und die Zahl der Arbeitslosen werden nach den Empfehlungen der ILO und unter Berücksichtigung der unterschiedlichen nationalen Methoden zur Erfassung der Arbeitslosigkeit geschätzt.

Industrieproduktion: Europäischen Union der 15-Industrieproduktion Mai bis Juli 1995: Anstieg um 1 % gegenüber Februar/April 1995.

Der Trend* der Europäischen Union der 15-Industrieproduktion war im Zeitraum Mai bis Juli 1995 um 1 % höher als in den vorangegangenen drei Monaten. Für die Investitionsgüter wurde ein Anstieg von 1,4 % verzeichnet, bei den Konsumgütern betrug die Änderungsrate nur 0,3 %.

Eurostat zu diesen Zahlen: „Diese Wachstumsraten scheinen zu gering zu sein, um sich positiv auf die Beschäftigung in der Industrie auswirken zu können.“

Für die einzelnen Mitgliedstaaten ergeben sich, soweit Daten vorhanden sind, folgende Werte (in %, E= Schätzung):

(Mai/Juli 1995 im Vergleich zu Februar/April 1995)

| | | | |
|-------------|-------|-----------------|--------|
| Schweden | 3,4 | Spanien | 0,9 |
| Österreich | 2,8 | Griechenland | 0,9 |
| Finnland | 2,1 | Frankreich | 0,8 E |
| Italien | 1,4 | Ver. Königreich | 0,3 |
| Deutschland | 1,3 | Dänemark | 0,2 E |
| Niederlande | 1,2 E | Portugal | -0,1 E |

AUSSENHANDEL: 1994 stiegen die Einfuhren der Europäischen Union der 12 etwas stärker (um 0,2 Prozentpunkte mehr) als die Ausfuhren.

1994 ergab der Handelsbilanzsaldo der Europäischen Union der 12** ein Defizit von 1 Mrd. ECU, während 1993 die Einfuhr- und Ausfuhrströme (mit einem Defizit von lediglich 0,1 Mrd. ECU) noch fast im Gleichgewicht waren.

* „Trend“ bedeutet, bereinigt um den Saisoneinfluß und irreguläre Schwankungen.

** Aufgrund häufiger Überarbeitungen der von den Mitgliedstaaten übermittelten monatlichen Zahlen sind die ausgewiesenen Daten nicht unbedingt identisch mit den Daten in den früheren Veröffentlichungen.

Diese Entwicklung ist das Ergebnis einer eindeutigen Zunahme der Extra-EU-Einfuhren (Wachstumsrate 10,8 %, dagegen 1993 Stagnation) bei gleichzeitigem Rückgang der jährlichen Wachstumsrate der Ausfuhren um 1 Prozentpunkt (10,6 % gegenüber 11,7 % 1993).

Deutschland erzielte 1994 nicht nur den höchsten Extra-EU-Überschuß aller EU-Mitgliedstaaten (25,6 Mrd. ECU), sondern auch dessen höchste Steigerung im Vergleich zur selben Periode des Vorjahres (5,6 Mrd. ECU).

Der italienische Handelsbilanzüberschuß erhöhte sich von 11 Mrd. ECU im Jahre 1993 um 1,7 Mrd. ECU auf nunmehr 12,7 Mrd. ECU.

Die stärkste Verschlechterung ihres Handelsbilanzsaldos hatten zwischen 1993 und 1994 die Niederlande zu verzeichnen. Das Extra-EU-Defizit stieg um 9,9 Mrd. ECU auf 22 Mrd. ECU und war damit höher als in allen anderen EU-Staaten.

Das Vereinigte Königreich verzeichnete 1994 von allen EU-Mitgliedstaaten mit 20,5 Mrd. ECU das zweitgrößte Handelsbilanzdefizit.

Der Extra-EU-Handelsbilanzüberschuß Frankreichs erhöhte sich 1994 gegenüber dem Vorjahr um 1,4 Mrd. ECU (von 9,4 Mrd. ECU auf 10,8 Mrd. ECU).

In der BLWU und Griechenlands verbesserten sich die Außenhandels-salden. Das griechische Handelsbilanzdefizit ging von 4,3 Mrd. ECU 1993 auf 2,8 Mrd. ECU zurück, und das Defizit der BLWU verringerte sich um 1,7 Mrd. ECU.

Die Außenhandelsüberschüsse Dänemarks und Irlands gingen im Vergleich zu 1993 leicht zurück, nämlich auf 2,5 Mrd. ECU bzw. auf 0,8 Mrd. ECU.

Die Außenhandelspositionen Spaniens und Portugals blieben zwischen 1993 und 1994 nahezu unverändert. Ihre Defizite im Extra-EU-Handel beliefen sich 1994 auf 4,3 Mrd. ECU bzw. 2,7 Mrd. ECU.

Foreword



Eurostatistics - data for short-term economic analysis is a monthly publication aimed at providing, as rapidly as possible, the latest statistical data on the European Community as a whole (EUR 12), each Member State, the United States and Japan.

Eurostatistics does not present all the statistics held by Eurostat, but a selection of the most relevant series on the economic situation.

Speed of publication and punctuality are the main features of this publication; that is why it is deliberately streamlined and does not contain any methodological notes, which are given in Eurostat's specialized publications.

The data published in *Eurostatistics* are taken from Eurostat's on-line database, New Cronos. New Cronos includes old Cronos and Regio, both represented not by chronological series but through multi-dimensional tables. New Cronos is a dissemination product directly from Eurostat's Reference Environment. The data are also available via the Commission host Eurobases in the Eurocron database.

Further information on Eurostat and its products can be obtained from the following addresses:

Eurostat - Information Office
L-2920 Luxembourg
Tel.: (352) 4301-34567
Fax: (352) 43 64 04

Data Shop
121, Rue Joseph II
Office 3/235
B-1049 Bruxelles
Tel.: (02) 299 66 66
Fax: (02) 295 01 25



IN BRIEF 9

SHORT-TERM TRENDS

1. **National accounts** 33

2. **Employment** 35

3. **Unemployment** 39

4. **Industrial production** 44

5. **Opinions in industry** 55

6. **Energy** 59

7. **Retail sales** 63

8. **Agricultural products** 64

9. **External trade** 67

10. **Consumer prices** 84

11. **Producer prices of agricultural products** . . 89

12. **Wages and salaries** 91

13. **Financial statistics** 92

14. **Balance of payments** 97

Note concerning graphs and tables:

(*) Data for the Federal Republic of Germany, including West-Berlin, as constituted prior to 3 October 1990.

| | |
|-----------------|---|
| 0 | Data less than the unit used |
| % | Per cent |
| T/T-1% | Percentage increase of one period (month, quarter, year) on the corresponding previous period |
| T/T-4% | Percentage increase on the corresponding quarter of the previous year |
| T/T-12% | Percentage increase on the corresponding month of the previous year |
| BALANCE% | Balance between positive replies (increase, improvement in the situation) and negative replies (reduction, worsening of the situation) in the short-term-trends enquiry conducted among heads of enterprises in the Community |
| 1990=100 | Reference year |
| 1000 | Thousand |
| MIO | Million |
| MRD | Thousand million |
| T | Tonne |
| TJ(GCV) | Terajoule=109kj |
| GWH | Gigawatt hour (= 106kWh) |
| USD | US dollar |
| ECU | European currency unit |
| ESA | European system of integrated economic accounts |
| SDR | Special drawing right |
| NACE | General industrial classification of economic activities within the European Communities |
| SITC | Standard international trade classification |
| EUR | Total of Member States of the EU |
| UEBL | Belgo-Luxembourg economic union |
| ACP | African, Caribbean and Pacific countries of the Lomé Convention |

EUROSTATISTICS: in brief

EXCHANGE RATES: renewed Deutschemark strength

The Deutschemark was generally stronger against other currencies during October. The dollar suffered further weakness, falling to around 1.40 against the DM late in the month, little above its all-time low of DM 1.35 (London market closing rate) recorded in April. There was little movement, however, in the yen / dollar rate, which stayed around Y 100. The rising trend of the DM against the yen seen since the spring of this year therefore continued: by late October it had exceeded Y 72.5, the highest level since February 1993.

Within the EMS exchange rate mechanism, too, the DM was stronger, rising against the French franc, Irish punt, Spanish peseta, and Portuguese escudo. In response to downward pressure on the franc, the Bank of France suspended its 5-10 day lending facility and raised the 'repo' rate from 6.15% to 7.25% in early October, though this was cut to 7% a week later as the pressure subsided. The Irish punt's weakness within the ERM was partly a reflection of the pound sterling's depreciation against the DM, close to its all-time low of DM 2.18 reached in May.

The Italian lira also weakened slightly against the DM in October, in volatile trading conditions, partly resulting from uncertainty over the passage of the 1996 budget. So, too, did the Greek drachma, following several months of little movement in the drachma / DM rate. The fall of the Austrian government in October had very little effect on the schilling, which has been closely tied to the Deutschemark for many years.

One currency which strengthened against the DM in October was the Swedish krona, which reached a new high for the year of SKR 4.72 on 27 October. The Finnish markka, meanwhile, was almost unchanged against the DM, at around FMK 3.0.

Apart from the interest rate rise in France, October was relatively quiet in terms of official interest rate changes. The German 'repo' rate was cut marginally to 4.03%, and rates were adjusted downwards in the Netherlands and Denmark. In Finland the one-month tender rate was lowered by 0.5 percentage points to 5.5% on 5 October.

GOVERNMENT BOND YIELDS: markets lack direction

The advances made in European government bond markets in August and September were not sustained in October. German, Dutch, and Belgian 10-year government bond yields were almost unchanged. However, those of France, Denmark, Austria, Ireland, and the UK edged higher. Among the higher-yielding government bonds, yields increased in Italy, Spain, and Portugal.

One exception was Sweden, where a continued bond market rally in October may be associated with an appreciating currency. Since April the yield on Swedish 10-year government bonds has fallen by more than two percentage points, reaching 9.2% towards the end of October. This compares with a fall in German yields over the same period of 0.6 percentage points, to 6.5%.

The US bond market continued to perform strongly in October, with yields on 10-year Treasury bonds briefly dipping below 6%, the lowest level this year. The 10-year Japanese government bond yielded 2.8% in late October, unchanged on a month earlier, and close to its record lowpoint.

MONEY SUPPLY: subdued trends prevail

For the majority of EU countries, money supply growth is low or negative, suggesting that inflationary pressures are likely to remain weak for some time. There are notable exceptions, however. In the year to August 1995, broad money growth in Portugal, Spain, and Ireland was 9.4%, 10.2%, and 11.3% respectively. In the UK, growth in the M4 measure has been steadily rising this year, reaching 8.6% in August, towards the top of its official monitoring range of 3-9%.

In Greece, M3 growth has also accelerated, moving into the lower end of its 7-9% target range in the year to July. For France and Germany, the monetary targets for M3 are calculated on the basis of the fourth quarter of the previous year. On this basis, annualised growth in France was 3.5% in June (against a medium-term objective of 5%), and in Germany an annualised 0.3% in August (against a 1995 target of 4-6%).

FOREIGN OFFICIAL RESERVES: Italy's reserves recover

Italy's foreign official reserves (excluding gold) fell by ECU 5.6bn between the end of 1994 and April 1995, to ECU 20.7bn, but then recovered to

ECU 27.8bn in July. Meanwhile, Spain's reserves fell from ECU 33.8bn at end 1994 to ECU 25.0bn in July. Lesser declines in the value of reserves were recorded by the Netherlands in the first seven months of 1995, and by the UK, France and Portugal in the five months to May.

Those EU member states whose reserves increased in the seven months to July, in addition to Italy, comprised Ireland, Austria, and Sweden. Other EU countries' reserves were more or less steady during the period (data for Greece are available only to June). Sharp increases have been recorded this year in the US and Japan, with the latter's reserves reaching world record levels.

INFLATION: European Union of Fifteen annual inflation: three months at 3.1%

European Union of Fifteen annual inflation stood at 3.1% in September 1995 for the third month in a row. In September last year it was 3.0%. Inflation was below the European Union of Fifteen average in ten Member States. Finland had the lowest rate: 0.3%. Highest remains Greece with 8.4%.

September rates in Member States, in ascending order of inflation, with corresponding figures for a year earlier, are as follows.

| | Sept 95 | Sept 94 | | Sept 95 | Sept 94 |
|-------------|---------|---------|----------------|---------|---------|
| | Sept 94 | Sept 93 | | Sept 94 | Sept 93 |
| Finland | 0.3% | 1.9% | Ireland** | 2.5% | 2.5% |
| Belgium | 1.2% | 2.5% | Sweden | 2.5% | 2.7% |
| Netherlands | 1.5% | 2.7% | United Kingdom | 3.9% | 2.2% |
| Luxembourg | 1.6% | 2.2% | Portugal | 4.0% | 4.7% |
| Germany* | 1.8% | 2.7% | Spain | 4.4% | 4.5% |
| France | 2.0% | 1.6% | Italy | 5.6% p | 3.9% |
| Denmark | 2.1% | 2.0% | Greece | 8.4% | 11.9% |
| Austria | 2.1% | 3.1% | | | |
| EUR 15 | 3.1% p* | 3.0% | | | |

* This rate relates to the unified Germany (including the new 'Länder').

** August 95/August 94 and August 94/August 93

p Provisional

UNEMPLOYMENT: European Union of Fifteen jobless rate same for three months

European Union of Fifteen seasonally-adjusted unemployment stood at 10.5% in September 1995.

This is the same as the revised levels in July and August. Up to then the rate had fallen slowly but gradually from spring last year when it was 11.3%.

The levelling applies equally to men and women and those under and over 25.

Luxembourg continues to enjoy the European Union of Fifteen's lowest rate (3.8%) followed by the Netherlands (6.6% - August) and Denmark (6.8 - also August).

Eurostat estimates that around 17.4 million people were unemployed in the EU in September. This is a seasonally-adjusted figure in line with ILO criteria.

The unemployment rate and numbers of unemployed are estimated according to ILO recommendations after taking account of the differences between national methods of recording unemployment.

INDUSTRIAL OUTPUT: Industrial production rises 1% in May to July 1995

The European Union of Fifteen industrial production trend* was 1% up in May to July 1995 compared to the previous three months. Investment goods recorded a 1.4% rise but consumer goods were up by only 0.3%.

Eurostat comments on the figures: 'These growth rates seem to be too modest to have any positive impact on employment in the industrial sector.'

* 'Trend' means adjusted for both seasonal and irregular fluctuations.

Figures (in %) for Member States, where available, are (E = estimate):
(May/July '95 compared to February/April '95)

| | | | |
|-------------|-------|----------------|--------|
| Sweden | 3.4 | Spain | 0.9 |
| Austria | 2.8 | Greece | 0.9 |
| Finland | 2.1 | France | 0.8 E |
| Italy | 1.4 | United Kingdom | 0.3 |
| Germany | 1.3 | Denmark | 0.2 E |
| Netherlands | 1.2 E | Portugal | -0.1 E |

EXTERNAL TRADE: The European Union of Twelve's imports increased by slightly more than exports during 1994 (+0.2 percentage points)

In 1994, the European Union of Twelve* trade balance went down to a deficit of ECU 1 billion compared to 1993 when the imports and the exports flows were almost in equilibrium (only a small ECU 0.1 billion deficit).

This performance is the result of a clear upturn in extra-EU imports (10.8% growth rate against the stagnation registered in 1993), together with the one percentage point reduction in the exports annual growth rate (10.6% compared to 11.7% in 1993).

* Due to frequent revisions of the monthly figures sent by the member states, the data shown is not necessarily identical to that presented in the previous publications.

In 1994, Germany registered both the largest extra-EU surplus among the EU member states (ECU 25.6 billion) and the most important improvement compared to the previous year (ECU 5.6 billion).

The Italian trade balance improved its surplus by ECU 1.7 billion, reaching ECU 12.7 billion, from ECU 11 billion recorded in 1993.

The Dutch extra-EU deficit recorded the most important deterioration between 1993 and 1994 (ECU 9.9 billion) and became the largest among the EU countries (ECU 22 billion).

In 1994, the United Kingdom was the EU country that experienced the second largest trade deficit, totalling ECU 20.5 billion.

France's extra-EU trade surplus improved by ECU 1.4 billion in 1994 compared to a year earlier (from ECU 9.4 billion to ECU 10.8 billion).

The BLEU and Greece improved their external trade accounts: the Greek trade deficit went down to ECU 2.8 billion from the ECU 4.3 billion registered in 1993, and the BLEU's trade balance reduced its deficit by ECU 1.7 billion.

The external trade surpluses of Denmark and Ireland reduced slightly compared to 1993: to ECU 2.5 billion and ECU 0.8 billion respectively in 1994.

The external positions of Spain and Portugal were almost stable between 1993 and 1994: their extra-EU deficits registered in 1994 ECU 4.3 billion and ECU 2.7 billion respectively.

Avant-propos



Eurostatistiques - Données pour l'analyse de la conjoncture est une publication mensuelle qui a pour but de fournir dans les meilleurs délais les données statistiques les plus récentes pour la Communauté européenne en tant qu'ensemble (EUR 12), pour les pays membres ainsi que pour leurs principaux partenaires extra-communautaires (États-Unis d'Amérique et Japon).

Eurostatistiques ne publie pas d'une manière exhaustive toutes les statistiques disponibles auprès d'Eurostat, mais les plus importantes parmi celles-ci.

Cette publication se veut rapide et facilement maniable. Pour cette raison, elle ne comporte pas de notes méthodologiques, qui sont par ailleurs disponibles dans les publications spécialisées d'Eurostat.

Les données publiées dans *Eurostatistiques* proviennent de la base de données New Cronos. New Cronos se compose de l'ancien Cronos et de Regio, représentés non plus sous forme de séries chronologiques mais de tableaux multidimensionnels. New Cronos constitue en fait un des produits de diffusion émanant directement de l'environnement de Référence. Ces données sont aussi disponibles dans la base de données Eurocron, accessible par l'intermédiaire du serveur Eurobases de la Commission.

De plus amples informations concernant Eurostat et ses produits peuvent être obtenues aux adresses suivantes :

Eurostat - Bureau d'information
L-2920 Luxembourg
Tél.: (352) 4301-34567
Fax: (352) 43 64 04

Data Shop
121, Rue Joseph II
Bureau 3/235
B-1049 Bruxelles
Tél.: (02) 299 66 66
Fax: (02) 295 01 25

EN BREF 13

DONNÉES CONJONCTURELLES

| | |
|--|----|
| 1. Comptes nationaux | 33 |
| 2. Emploi | 35 |
| 3. Chômage | 39 |
| 4. Production industrielle | 44 |
| 5. Opinions dans l'industrie | 55 |
| 6. Energie | 59 |
| 7. Ventes au détail | 63 |
| 8. Produits agricoles | 64 |
| 9. Commerce extérieur | 67 |
| 10. Prix à la consommation | 84 |
| 11. Prix des produits agricoles à la production | 89 |
| 12. Salaires | 91 |
| 13. Statistiques financières | 92 |
| 14. Balance des paiements | 97 |

Note concernant les graphiques et les tableaux :

(*) Les données portent sur le territoire de la République fédérale d'Allemagne avant le 3.10.1990, Berlin-Ouest inclus.

| | |
|-----------------|--|
| 0 | Donnée inférieure à la moitié de l'unité utilisée |
| % | Pourcentage |
| T/T-1% | Accroissement en pourcentage d'une période (mois, trimestre ou année) sur la période précédente |
| T/T-4% | Accroissement en pourcentage d'un mois sur le mois correspondant de l'année précédente |
| T/T-12% | Accroissement en pourcentage d'un mois sur le mois correspondant de l'année précédente |
| BALANCE% | Solde entre les réponses positives (accroissement, amélioration de la situation) et les réponses négatives (diminution, détérioration de la situation) à l'enquête de conjoncture auprès des chefs d'entreprise de la Communauté |
| 1990=100 | Année de base |
| 1000 | Millier |
| Mio | Million |
| Mrd | Milliard |
| T | Tonne métrique |
| TJ(GCV) | Terajoule = 109Kj |
| GWH | Gigawattheure = 106kWh |
| USD | Dollar US |
| ECU | Unité monétaire européenne |
| DTS | Droits de tirages spéciaux |
| SEC | Système européen de comptes économiques intégrés |
| NACE | Nomenclature générale des activités économiques dans les Communautés européennes |
| CTCI | Classification type pour le commerce international |
| EUR | Ensemble des États membres de l'UE |
| UEBL | Union économique belgo-luxembourgeoise |
| ACP | États d'Afrique, des Caraïbes et du Pacifique - Convention de Lomé |

TAUX DE CHANGE: fermeté renouvelée du deutschemark

Le deutschemark a en général renforcé sa position face aux autres devises en octobre. Le dollar continue de s'affaiblir: vers la fin du mois, il se négociait à 1,40 DM environ, taux de peu supérieur à son plus bas historique de DM 1,35 (taux de clôture du marché de Londres) enregistré en avril. Toutefois, le taux de change yen/dollar n'a que peu varié restant autour de 100 yens. La tendance à la hausse du DM face au yen depuis le printemps de cette année se poursuit donc: fin octobre, le DM se négociait à plus de 72,5 yen, niveau le plus élevé depuis février 1993.

À l'intérieur du mécanisme du taux de change du SME également, le DM a renforcé sa position, augmentant par rapport au franc français, à la livre irlandaise, à la peseta espagnole et à l'escudo portugais. Face aux pressions à la baisse s'exerçant sur le franc, la Banque de France a suspendu ses prêts à 5-10 jours et augmenté le taux des pensions à sept jours qui est passé de 6,15 % à 7,25 % début octobre, retombant toutefois à 7 % une semaine plus tard, la pression ayant diminué. La faiblesse de la livre irlandaise au sein du MTC reflète en partie la dépréciation de la livre sterling face au DM, proche de son plus bas historique de DM 2,18 atteint en mai.

La lire italienne s'est également légèrement affaiblie par rapport au DM en octobre, dans des conditions de change instables, résultant en partie des incertitudes quant au vote du budget 1996. Il en va de même de la drachme grecque, après plusieurs mois de stabilité face au DM. La chute du gouvernement autrichien en octobre a eu très peu d'effet sur le schilling qui, depuis de nombreuses années, est très étroitement lié au deutschemark.

La couronne suédoise est l'une des seules devises à s'être appréciée par rapport au DM en octobre, avec un nouveau maximum pour l'année de 4,72 couronnes suédoises le 27 octobre. Le markka finnois est resté pratiquement inchangé par rapport au DM, à environ 3,0 FMK.

En dehors de la hausse des taux d'intérêt en France, octobre a été relativement calme sur le plan des variations des taux d'intérêt officiels. En Allemagne, le taux des pensions à sept jours a été très légèrement réduit à 4,03 % et les taux ont été ajustés à la baisse aux Pays-Bas et au Danemark. En Finlande, le taux à un mois a été abaissé de 0,5 point à 5,5 % le 5 octobre.

RENDEMENT DES OBLIGATIONS D'ÉTAT: pas de nette orientation des marchés

Les avancées enregistrées sur les marchés obligataires européens en août et en septembre ne se sont pas poursuivies en octobre. En Allemagne, aux Pays-Bas et en Belgique, les rendements des obligations d'État à dix ans sont restés presque inchangés. Toutefois, en France, au Danemark, en Autriche, en Irlande et au Royaume-Uni, les rendements suivent une courbe ascendante. Les rendements ont augmenté en Italie, en Espagne et au Portugal, pays où ils sont déjà élevés.

La Suède où une reprise continue du marché obligataire en octobre peut être associée à une appréciation de la devise, constitue une exception. Depuis avril, le rendement des obligations d'État suédoises à dix ans a diminué de plus de deux points de pourcentage, atteignant 9,2 % vers la fin d'octobre. En Allemagne également, les rendements ont perdu 0,6 point, à 6,5 %, au cours de la même période.

Le marché obligataire des États-Unis a maintenu sa performance en octobre, avec pour les bons du trésor, des rendements à dix ans tombant très momentanément au-dessous de 6 %, niveau le plus bas de l'année. Au Japon, le rendement des obligations d'État à dix ans était de 2,8 % fin octobre, inchangé par rapport à un mois auparavant et proche de son point le plus bas.

MASSE MONÉTAIRE: la modération prévaut

Dans la majorité des pays de l'UE, la croissance de la masse monétaire est faible ou négative, ce qui tend à indiquer que les pressions inflationnistes resteront vraisemblablement faibles pendant quelque temps encore. On note cependant quelques exceptions notables. Pour l'année se terminant en août 95, la croissance de la masse monétaire au sens large a été de 9,4 % au Portugal, de 10,2 % en Espagne et de 11,3 % en Irlande. Au Royaume-Uni, la croissance de M4 a été constante cette année, atteignant 8,6 % en août, proche de la limite supérieure de la fourchette officielle de 3-9 %.

En Grèce, la croissance de M3 s'est également accélérée se déplaçant vers l'extrémité inférieure de la fourchette retenue de 7-9 % pour l'année se terminant en juillet. Pour la France et l'Allemagne, les objectifs monétaires pour M3 sont calculés sur la base du quatrième trimestre de l'année

précédente. Sur cette base, la croissance annualisée en France était de 3,5 % en juin (par rapport à un objectif à moyen terme de 5 %) et en Allemagne, la croissance annualisée était de 0,3 % en août (par rapport à un objectif 1995 de 4-6 %).

RÉSERVES OFFICIELLES SUR L'ÉTRANGER: reconstitution des réserves italiennes

Les réserves officielles de l'Italie (or exclu) ont diminué de 5,6 milliards d'écus entre la fin de 1994 et avril 1995, tombant à 20,7 milliards d'écus, mais ont ensuite retrouvé le niveau de 27, 8 milliards d'écus en juillet. Dans le même temps, les réserves de l'Espagne sont passées de 33,8 milliards d'écus à la fin de 1994 à 25 milliards d'écus en juillet. Des déclinis moindres de la valeur des réserves ont été observés aux Pays-Bas pour les sept premiers mois de 1995, et au Royaume-Uni, en France et au Portugal au cours des cinq premiers mois.

Parmi les États membres de l'UE ayant enregistré des augmentations de leurs réserves au cours des sept premiers mois de l'année, figurent, outre l'Italie, l'Irlande, l'Autriche et la Suède. Dans d'autres pays UE, les réserves sont restées plus ou moins stables au cours de cette période (pour la Grèce, des données ne sont disponibles que jusqu'en juin). Les hausses ont été très fortes cette année aux États-Unis et au Japon, les réserves atteignant dans ce dernier pays des records mondiaux.

INFLATION: L'inflation annuelle dans l'Union européenne des Quinze à 3,1 % depuis trois mois

L'inflation annuelle dans l'Union européenne des Quinze s'est maintenue à 3,1 % en septembre 1995 pour le troisième mois consécutif. En septembre 1994, le taux était de 3,0 %.

L'inflation se situe en-dessous de la moyenne de l'Union européenne des Quinze dans dix États membres. La Finlande détient le taux le plus faible avec 0,3 %. Le taux le plus élevé est enregistré à nouveau par la Grèce (8,4 %).

Voici les taux enregistrés en septembre, classés par ordre croissant, pour chaque État membre ainsi que les chiffres correspondants pour l'année précédente:

| | Sept 95 | Sept 94 | Sept 94 | Sept 95 | Sept 94 |
|------------|----------|---------|-------------|---------|---------|
| | Sept 94 | Sept 93 | | Sept 94 | Sept 93 |
| Finlande | 0,3 % | 1,9 % | Irlande** | 2,5 % | 2,5 % |
| Belgique | 1,2 % | 2,5 % | Suède | 2,5 % | 2,7 % |
| Pays-Bas | 1,5 % | 2,7 % | Royaume-Uni | 3,9 % | 2,2 % |
| Luxembourg | 1,6 % | 2,2 % | Portugal | 4,0 % | 4,7 % |
| Allemagne* | 1,8 % | 2,7 % | Espagne | 4,4 % | 4,5 % |
| France | 2,0 % | 1,6 % | Italie | 5,6 % p | 3,9 % |
| Danemark | 2,1 % | 2,0 % | Grèce | 8,4 % | 11,9 % |
| Autriche | 2,1 % | 3,1 % | | | |
| EUR 15 | 3,1 % p* | 3,0 % | | | |

* Ces taux correspondent à l'Allemagne unifiée (y compris les nouveaux „Länder“)

** Août 95/aout 94 et août 94/aout 93

p Provisoire

CHÔMAGE: Taux de chômage dans l'Union européenne des Quinze inchangé depuis 3 mois

Le chômage dans l'Union européenne des Quinze, corrigé des variations saisonnières, s'est maintenu à 10,5 % en septembre 1995.

Ce taux est identique aux taux révisés de juillet et d'aout. Auparavant, depuis le printemps 1994 où le chômage était de 11,3 %, le taux a baissé lentement mais de façon régulière.

Cette stabilisation se vérifie autant pour les hommes que pour les femmes de même que pour les plus et les moins de 25 ans.

Le Luxembourg (3,8 %) continue d'enregistrer le taux le plus bas de l'Union européenne des Quinze, suivi des Pays-Bas (6,6 %, chiffre du mois d'aout) et du Danemark (6,8 %, aout également).

Eurostat estime qu'environ 17,4 millions de personnes sont au chômage dans l'Union européenne des Quinze au mois de septembre 1995. Ce chiffre, corrigé des variations saisonnières, est établi en accord avec les critères du Bureau International du Travail (BIT).

Le taux de chômage et le nombre de chômeurs sont estimés selon les recommandations du BIT après correction des différences entre les méthodes nationales de recensement du chômage.

PRODUCTION INDUSTRIELLE: Production industrielle dans l'Union européenne des Quinze: hausse de 1 % en mai/juillet 1995 par rapport à février/avril 1995

La tendance-cycle de la production industrielle dans l'Union européenne des Quinze* a augmenté de 1 % de mai à juillet 1995 par rapport aux trois mois précédents. Les biens d'investissement ont enregistré une hausse de 1,4 % tandis que les biens de consommation n'ont augmenté que de 0,3 %.

Concernant ces chiffres, Eurostat indique que „ces taux de croissance semblent trop faibles pour avoir des répercussions positives sur l'emploi dans le secteur industriel“.

Voici les chiffres (en %) pour les États membres pour lesquels des données sont disponibles (E = estimation):
(mai/juillet 1995 comparé à février/avril 1995)

| | | | |
|-----------|-------|-------------|--------|
| Suède | 3,4 | Espagne | 0,9 |
| Autriche | 2,8 | Grèce | 0,9 |
| Finlande | 2,1 | France | 0,8 E |
| Italie | 1,4 | Royaume-Uni | 0,3 |
| Allemagne | 1,3 | Danemark | 0,2 E |
| Pays-Bas | 1,2 E | Portugal | -0,1 E |

COMMERCE EXTÉRIEUR: En 1994, les importations de l'Union européenne des Douze ont augmenté un peu plus que les exportations (+0,2 points en pourcentage)

En 1994, la balance commerciale de l'Union européenne des Douze** a accusé un déficit d'1 milliard d'écus, alors que l'année précédente, importations et exportations étaient pratiquement en équilibre (le déficit n'atteignait que 0,1 milliard d'écus).

* On entend par tendance-cycle les séries corrigées des influences saisonnières et des variations irrégulières.

** Les fréquentes révisions des chiffres mensuels communiqués par les États membres expliquent que les données de la présente analyse ne correspondent pas nécessairement à celles figurant dans les publications antérieures.

Ce résultat est la conséquence de la nette reprise des importations extra-UE (qui ont augmenté de 10,8 % en 1994 après avoir stagné l'année précédente et de la baisse de 1 % du taux de croissance annuelle des exportations (10,6 % pour 11,7 % en 1993).

Au cours de 1994, l'Allemagne a enregistré à la fois l'excédent extra-UE le plus important des États membres de l'Union européenne (25,6 milliards d'écus) et la hausse la plus forte par rapport à la même période de l'année précédente (5,6 milliards d'écus).

En 1994, l'excédent de la balance commerciale italienne s'est accru de 1,7 milliard d'écus, atteignant 12,7 milliards d'écus contre 11 milliards en 1993.

Le déficit extra-UE des Pays-Bas a enregistré la plus forte détérioration entre 1993 et 1994 (9,9 milliards d'écus); avec 22 milliards d'écus, il est maintenant le plus élevé de tous les pays de l'UE.

Pour l'année 1994, le Royaume-Uni a, parmi les États membres de l'UE, enregistré le deuxième plus important déficit commercial (20,5 milliards d'écus).

L'excédent commercial extra-UE de la France s'est accru de 1,4 milliard d'écus en 1994 par rapport à l'année précédente (passant de 9,4 à 10,8 milliards d'écus).

Tant l'UEBL que la Grèce ont amélioré leurs comptes extérieurs, la première réduisant le déficit de sa balance commerciale de 1,7 milliard d'écus, la seconde ramenant son déficit commercial de 4,3 milliards d'écus en 1993 à 2,8 milliards d'écus.

Par rapport à 1993, les excédents commerciaux du Danemark et de l'Irlande se sont légèrement réduits, passant respectivement à 2,5 et 0,8 milliards d'écus.

Les positions extérieures de l'Espagne et du Portugal n'ont pratiquement pas évolué de 1993 à 1994, leurs déficits extra-UE atteignant respectivement 4,3 et 2,7 milliards d'écus en 1994.

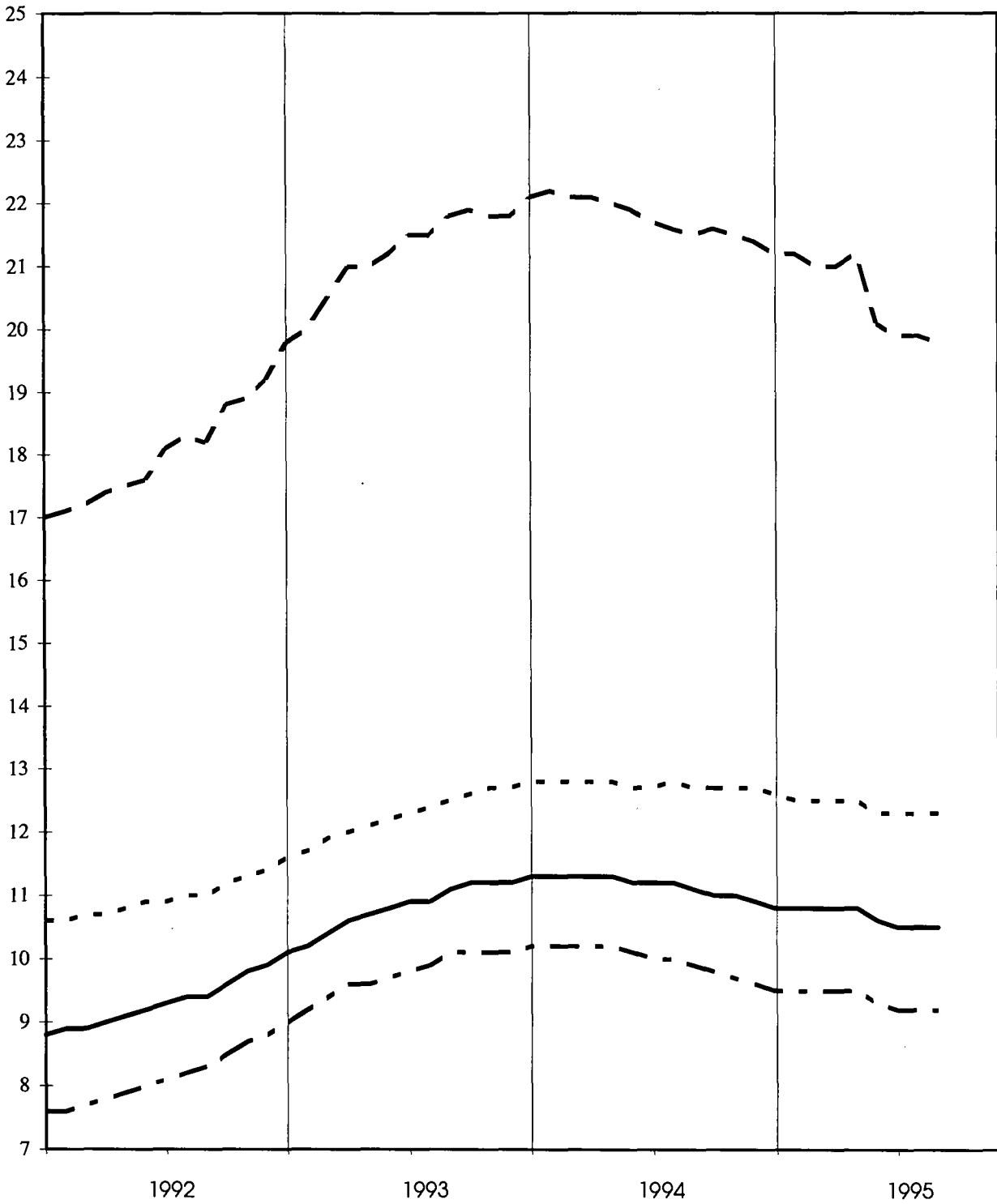
SCHAUBILDER

GRAPHICS

GRAPHIQUES

ARBEITSLOSENQUOTEN UNEMPLOYMENT RATES TAUX DE CHOMAGE
EUR 12

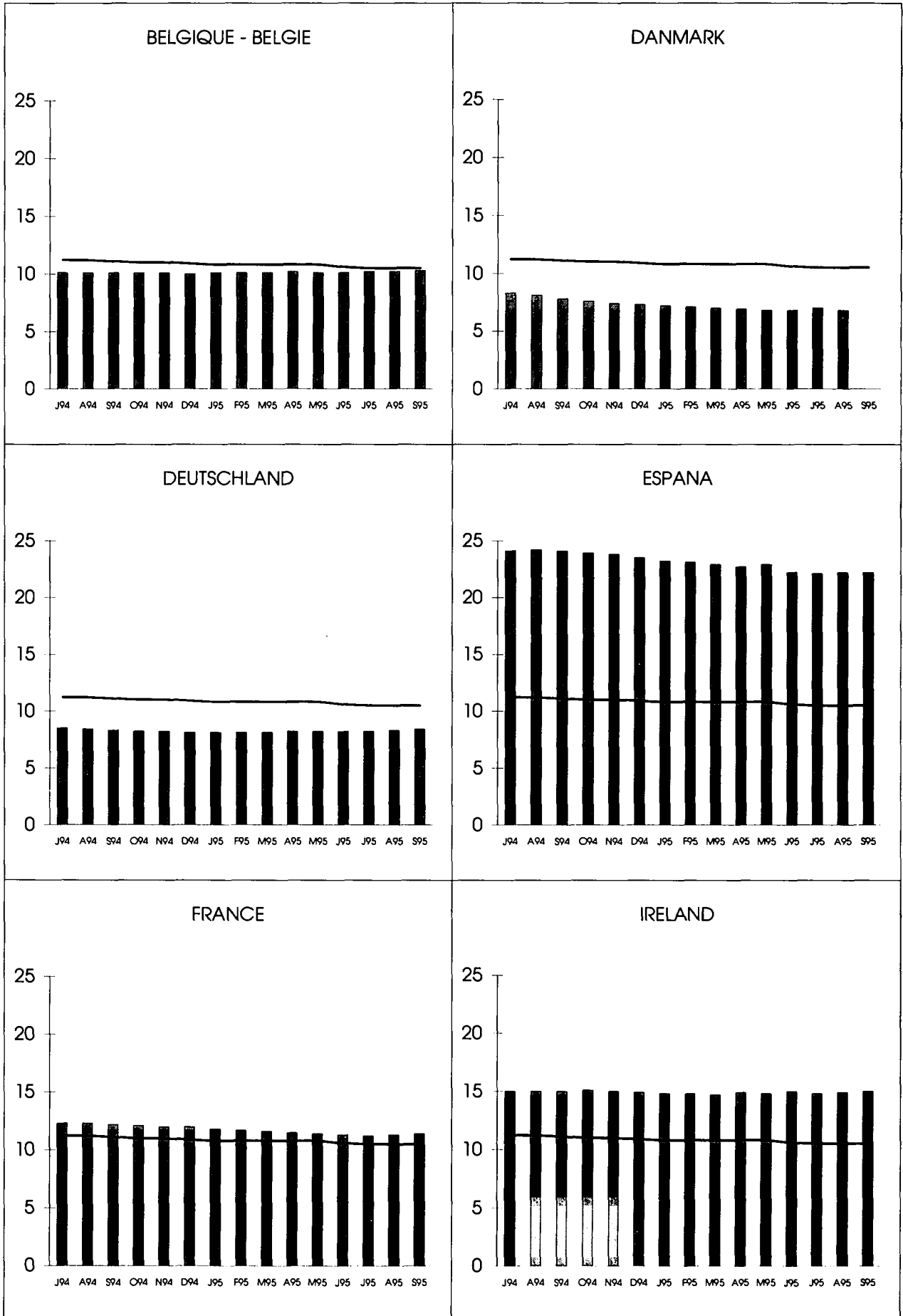
- INGESAMT/SAISONBEREINIGT - TOTAL/SEASONALLY ADJUSTED - TOTAL/DESAISONNALISE
- - MAENNER/SAISONBEREINIGT - MEN/SEASONALLY ADJUSTED - HOMMES/DESAISONNALISE
- - - FRAUEN/SAISONBEREINIGT - WOMEN/SEASONALLY ADJUSTED - FEMMES/DESAISONNALISE
- UNTER 25 JAHREN INGESAMT/SAISONBEREINIGT - UNDER 25 YEARS TOTAL/SEASONALLY ADJUSTED - MOINS DE 25 ANS TOTAL/DESAISONNALISE



**ARBEITSLOSENQUOTEN
SAISONBEREINIGT**

**UNEMPLOYMENT RATES
SEASONALLY ADJUSTED**

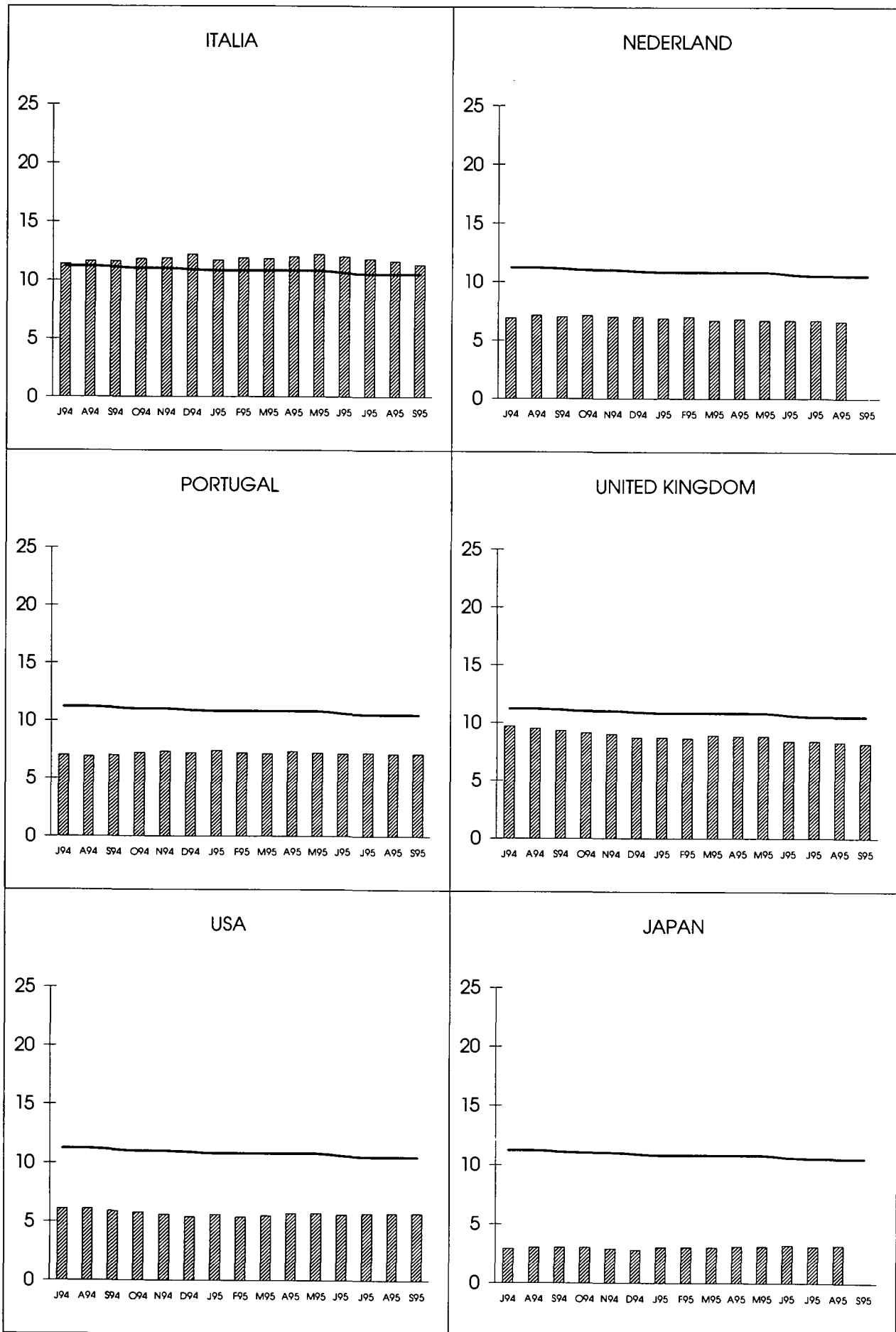
**TAUX DE CHOMAGE
DESAISONNALISE**



**ARBEITSLOSENQUOTEN
SAISONBEREINIGT**

**UNEMPLOYMENT RATES
SEASONALLY ADJUSTED**

**TAUX DE CHOMAGE
DESAISONNALISE**



INDUSTRIELLE PRODUKTION
SAISONBEREINIGT
TENDENZ 1990=100

INDUSTRIAL PRODUCTION
SEASONALLY ADJUSTED
TREND 1990=100

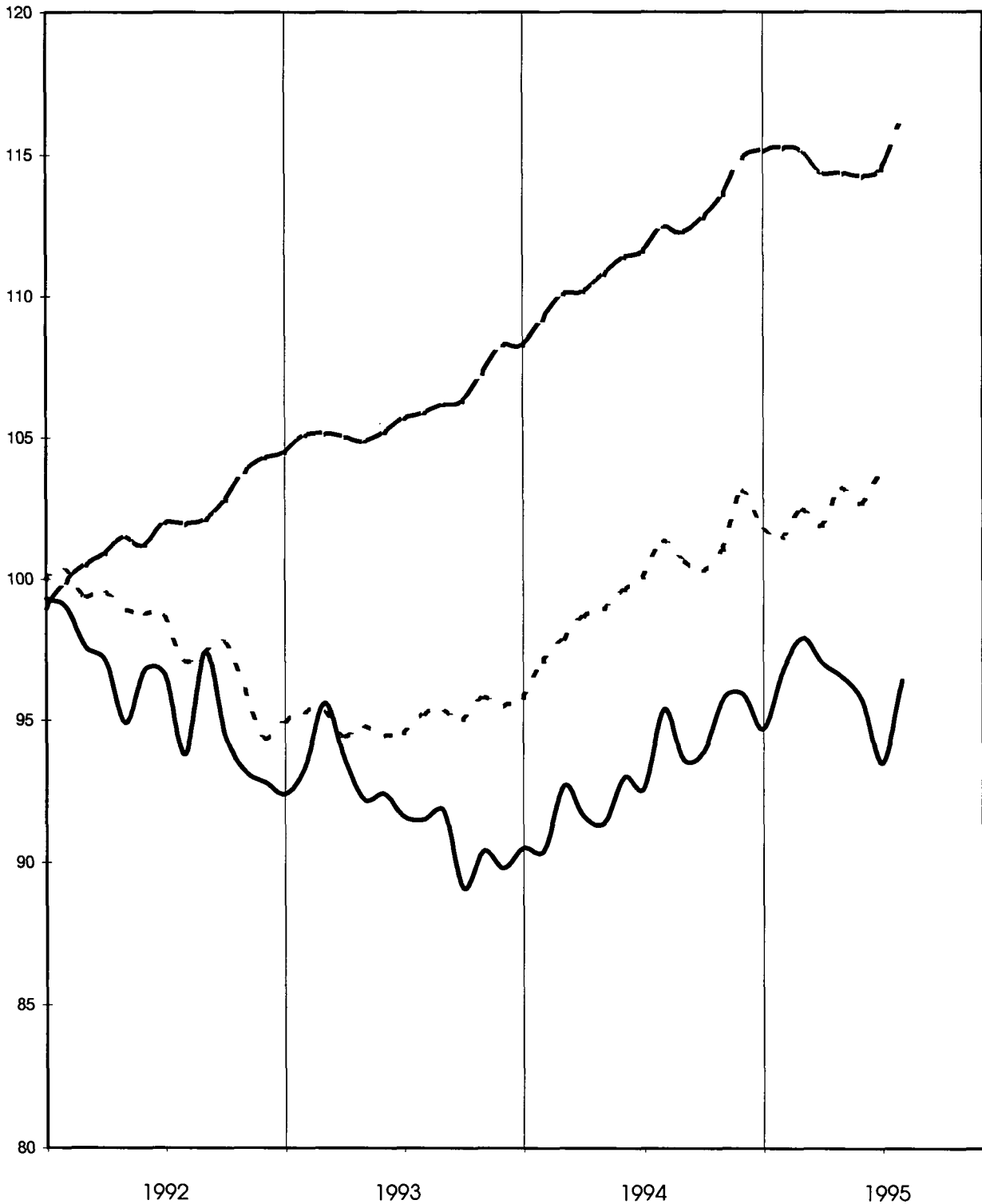
PRODUCTION INDUSTRIELLE
DESAISONNALISE
TENDANCE 1990=100

NACE Rev.1 C-E

- - - EUR

- - - USA

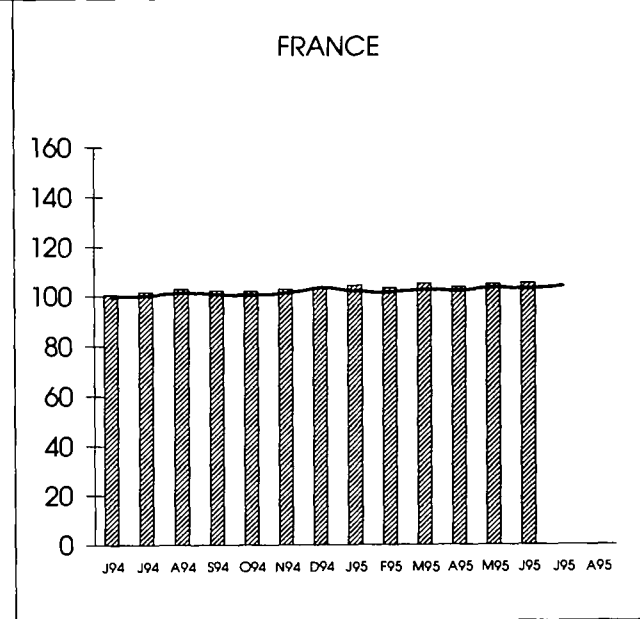
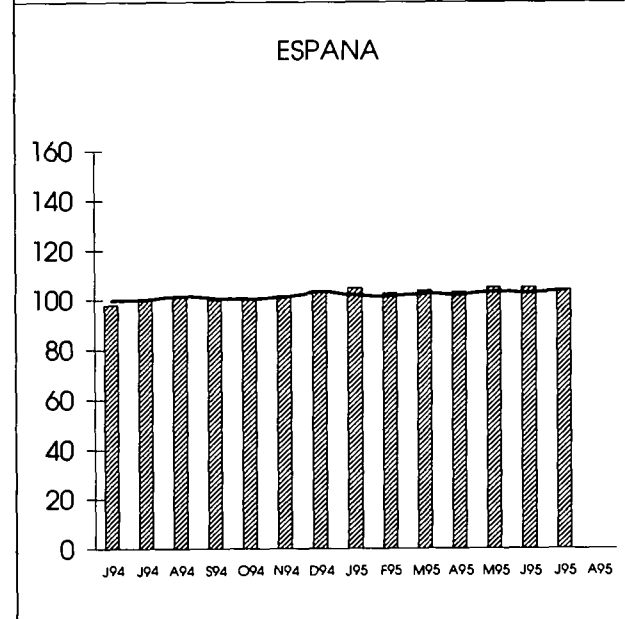
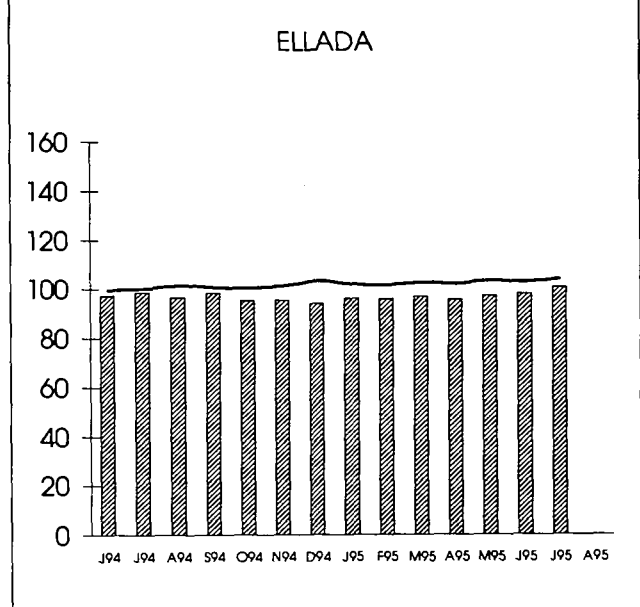
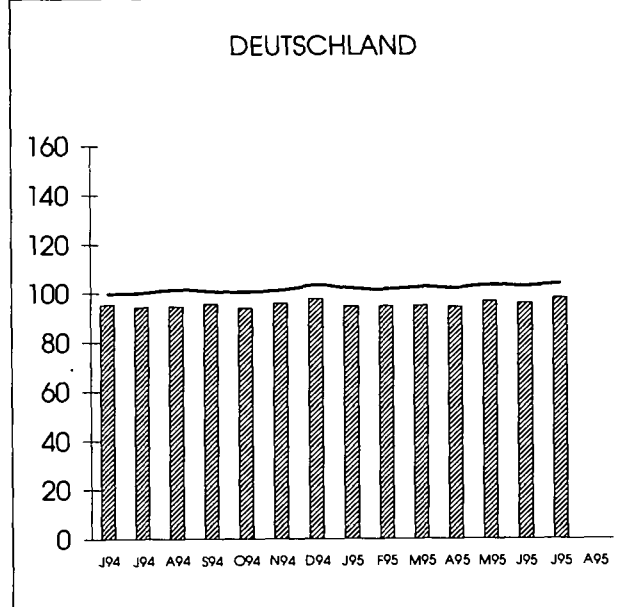
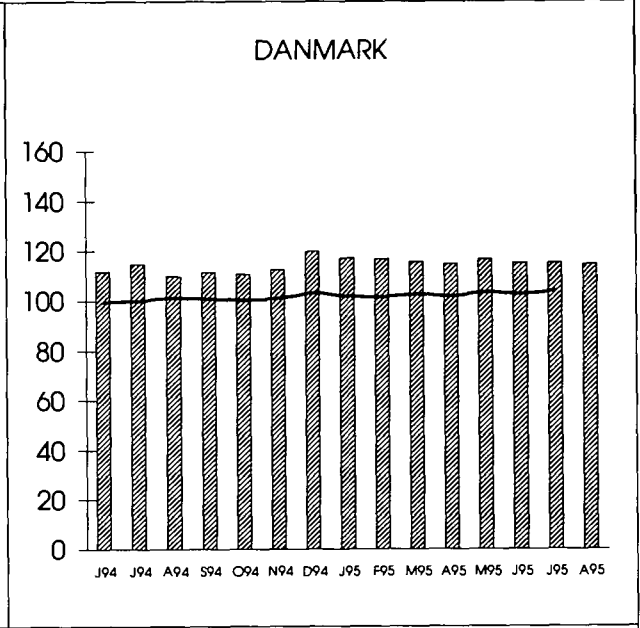
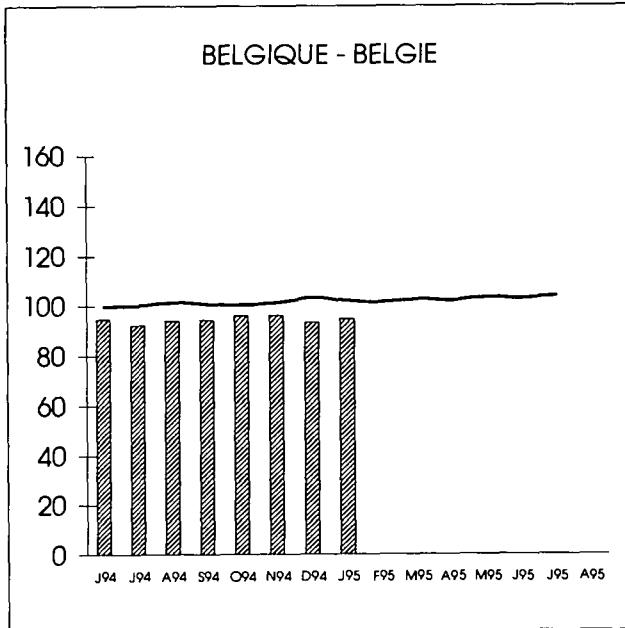
— JAP



**INDUSTRIELLE PRODUKTION
SAISONBEREINIGT
TENDENZ 1990=100**

**INDUSTRIAL PRODUCTION
SEASONALLY ADJUSTED
TREND 1990=100**

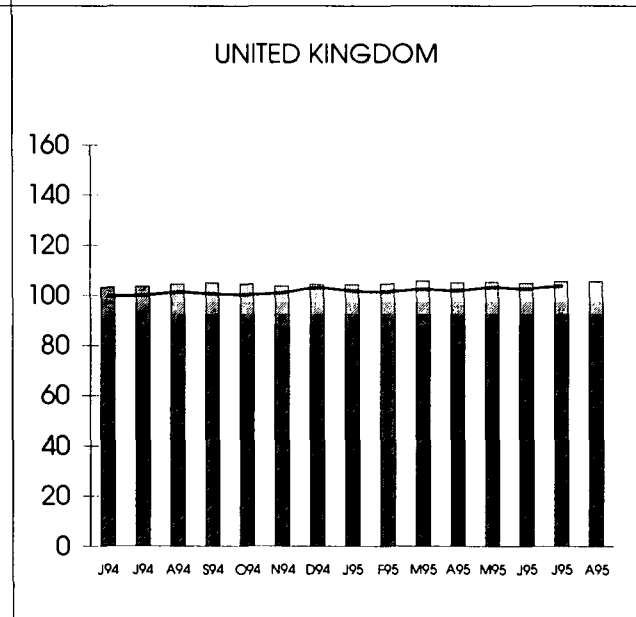
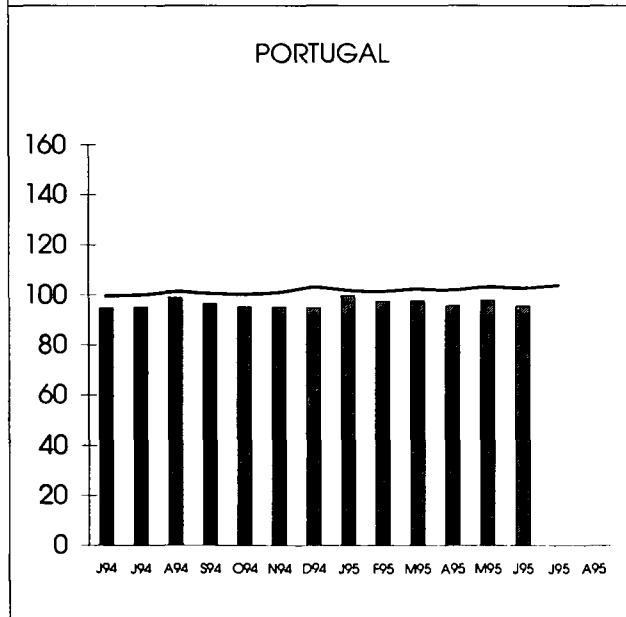
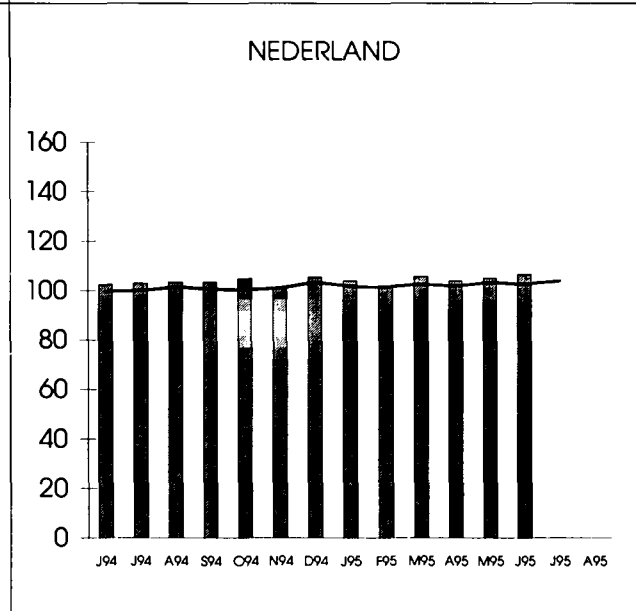
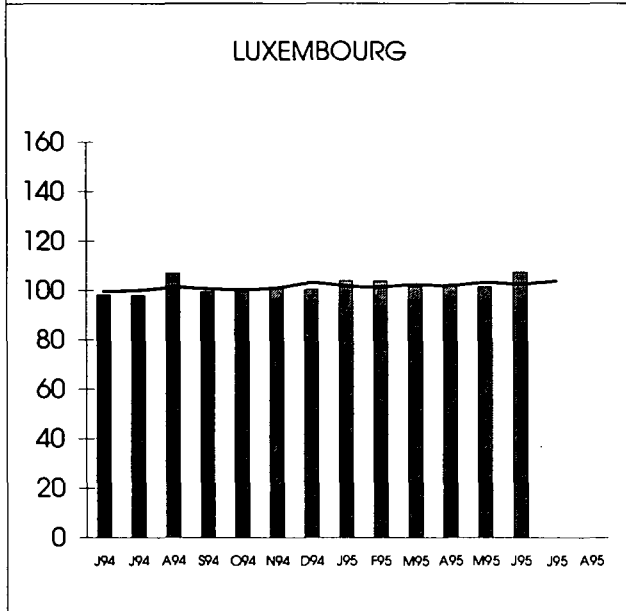
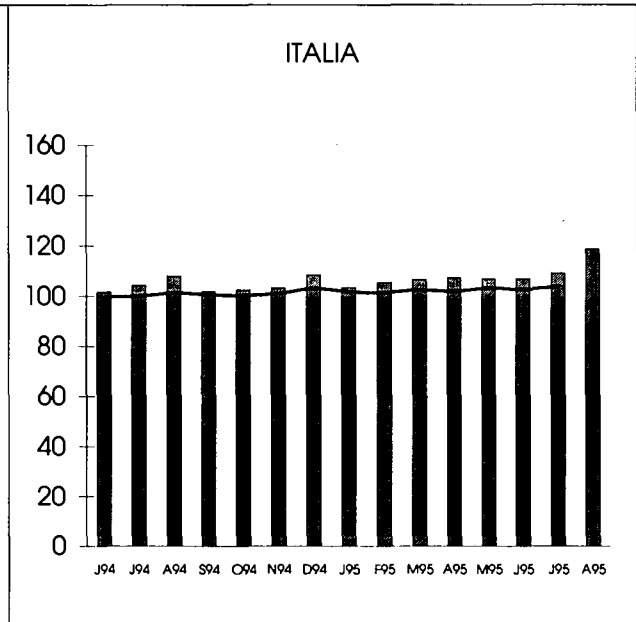
**PRODUCTION INDUSTRIELLE
DESAISONNALISE
TENDANCE 1990=100**



INDUSTRIELLE PRODUKTION
SAISONBEREINIGT
TENDENZ 1990=100

INDUSTRIAL PRODUCTION
SEASONALLY ADJUSTED
TREND 1990=100

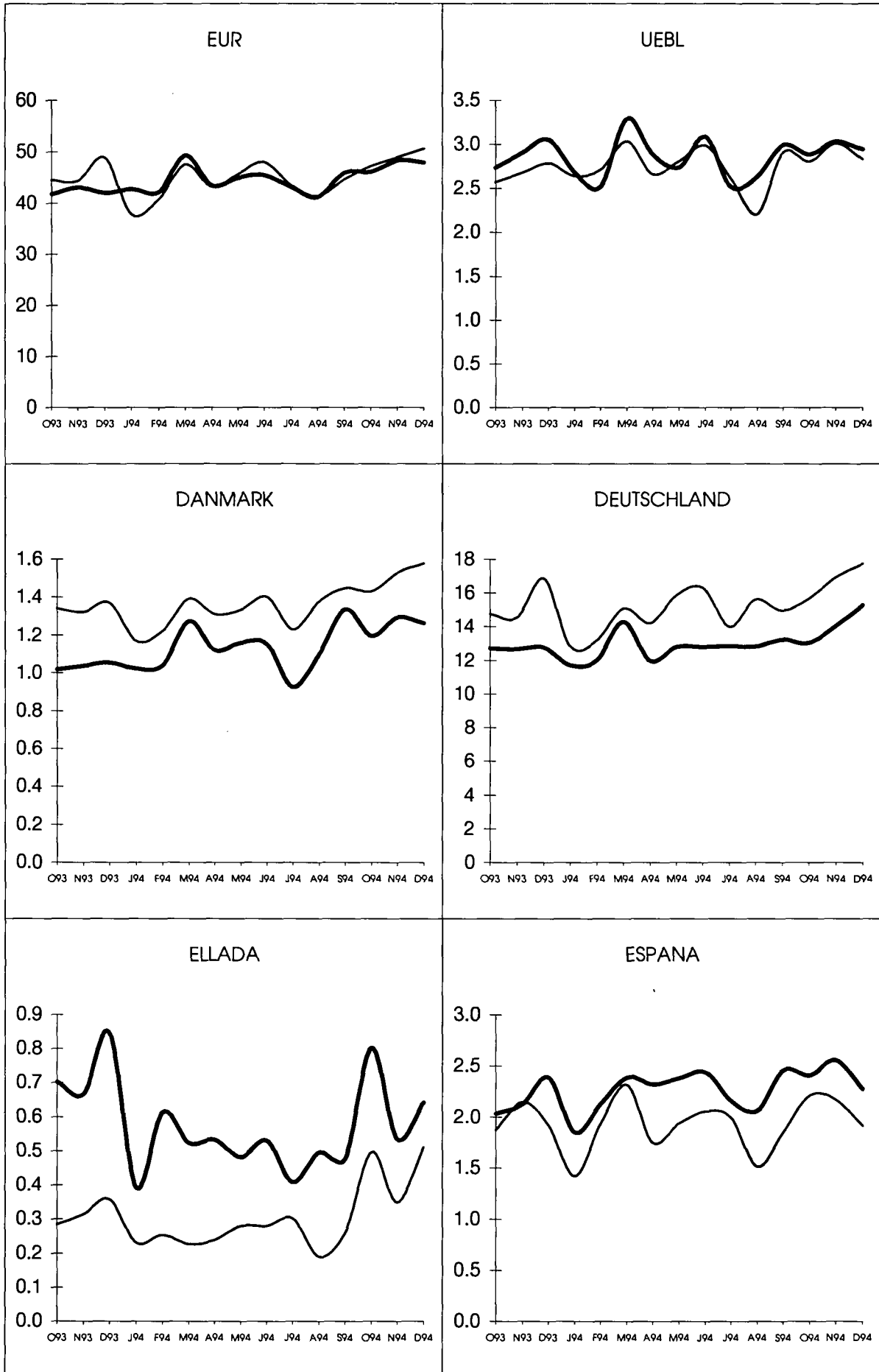
PRODUCTION INDUSTRIELLE
DESAISONNALISE
TENDANCE 1990=100



**AUSSENHANDEL
EXTRA-EG
MRD ECU**

**EXTERNAL TRADE
EXTRA-EC
MRD ECU**

**COMMERCE EXTERIEUR
EXTRA-CE
MRD ECU**



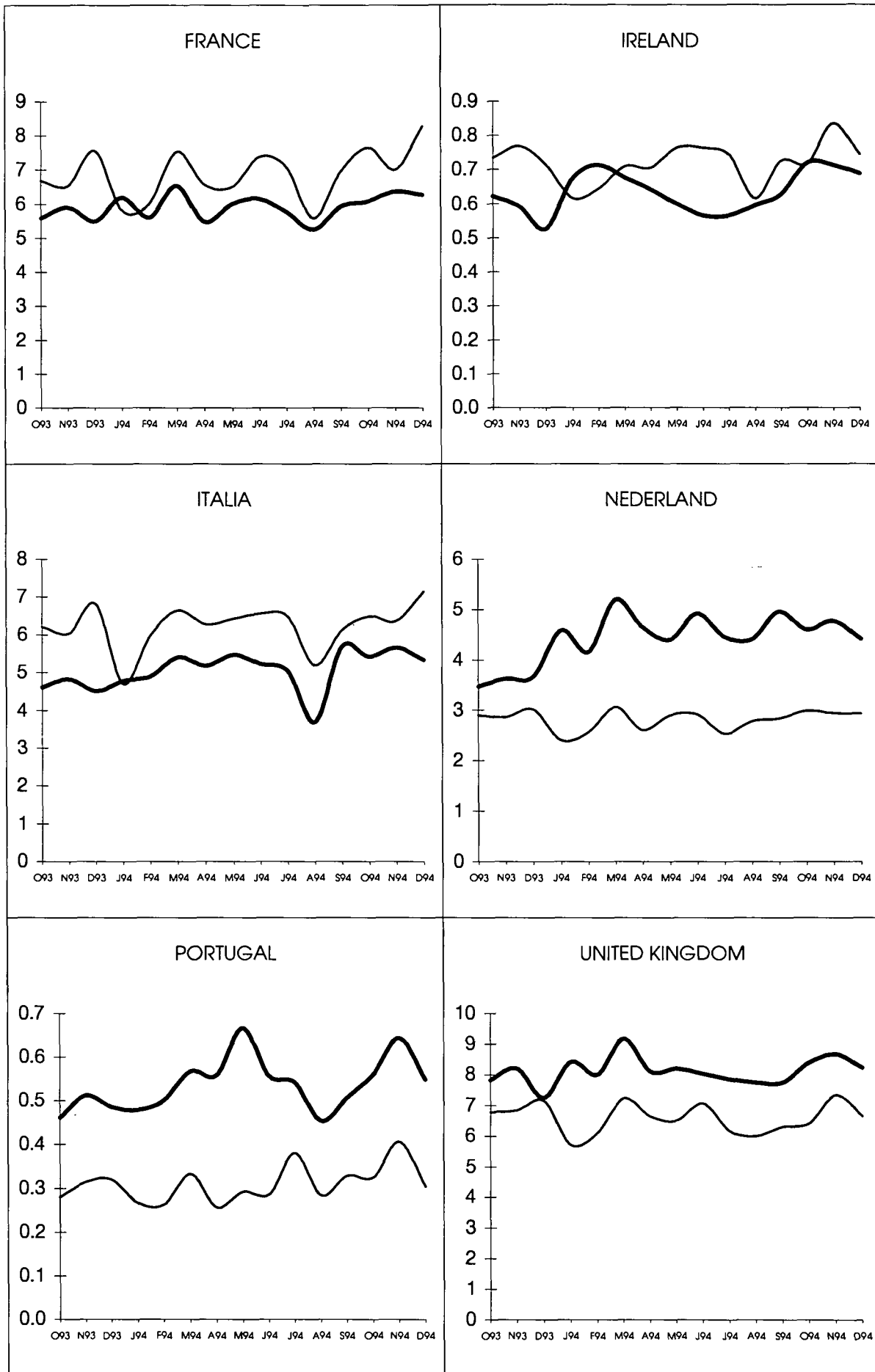
IMPORT

EXPORT

**AUSSENHANDEL
EXTRA-EG
MRD ECU**

**EXTERNAL TRADE
EXTRA-EC
MRD ECU**

**COMMERCE EXTERIEUR
EXTRA-CE
MRD ECU**



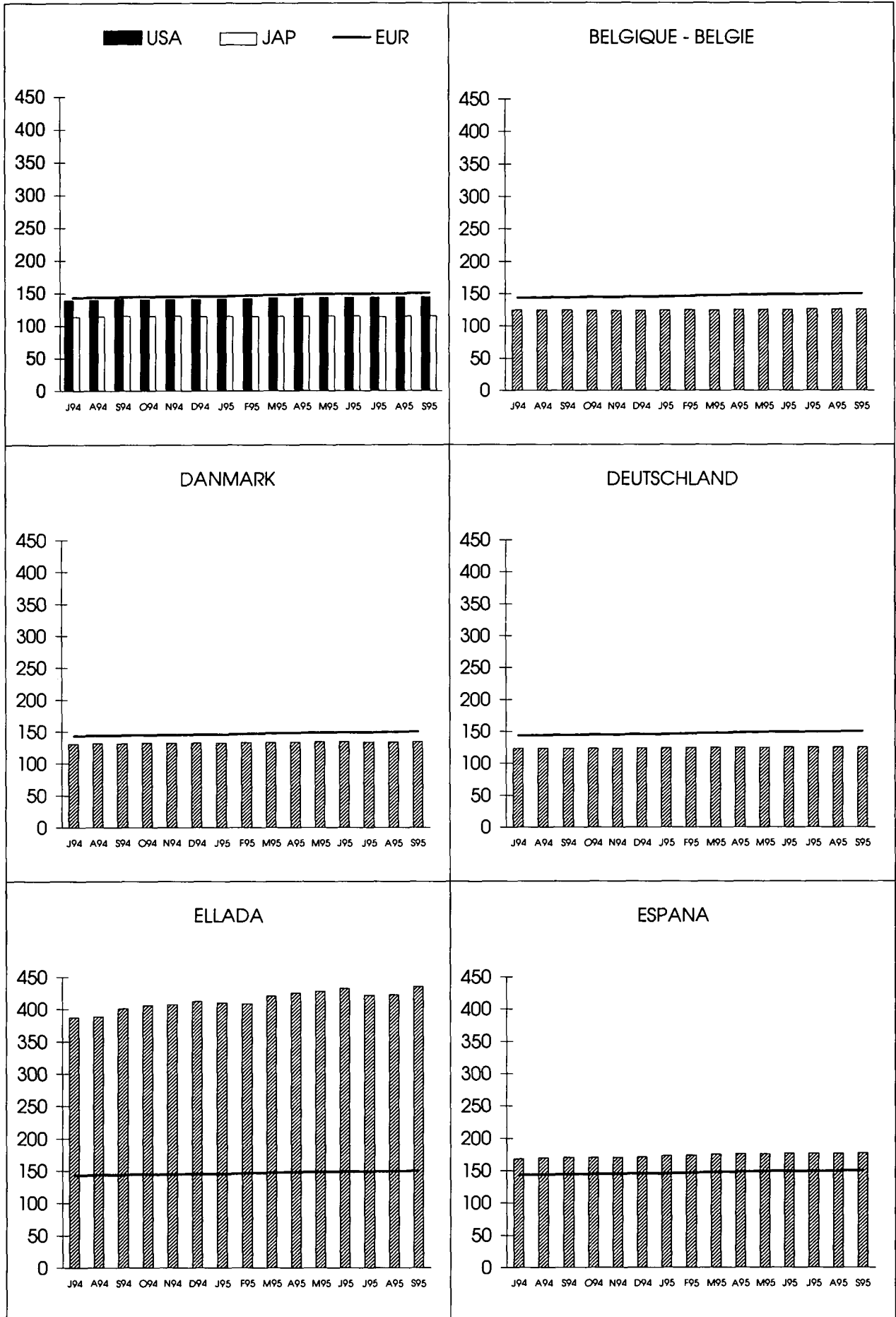
IMPORT

EXPORT

**VERBRAUCHERPREISE
GESAMTINDEX 1985=100**

**CONSUMER PRICES
GENERAL INDEX 1985=100**

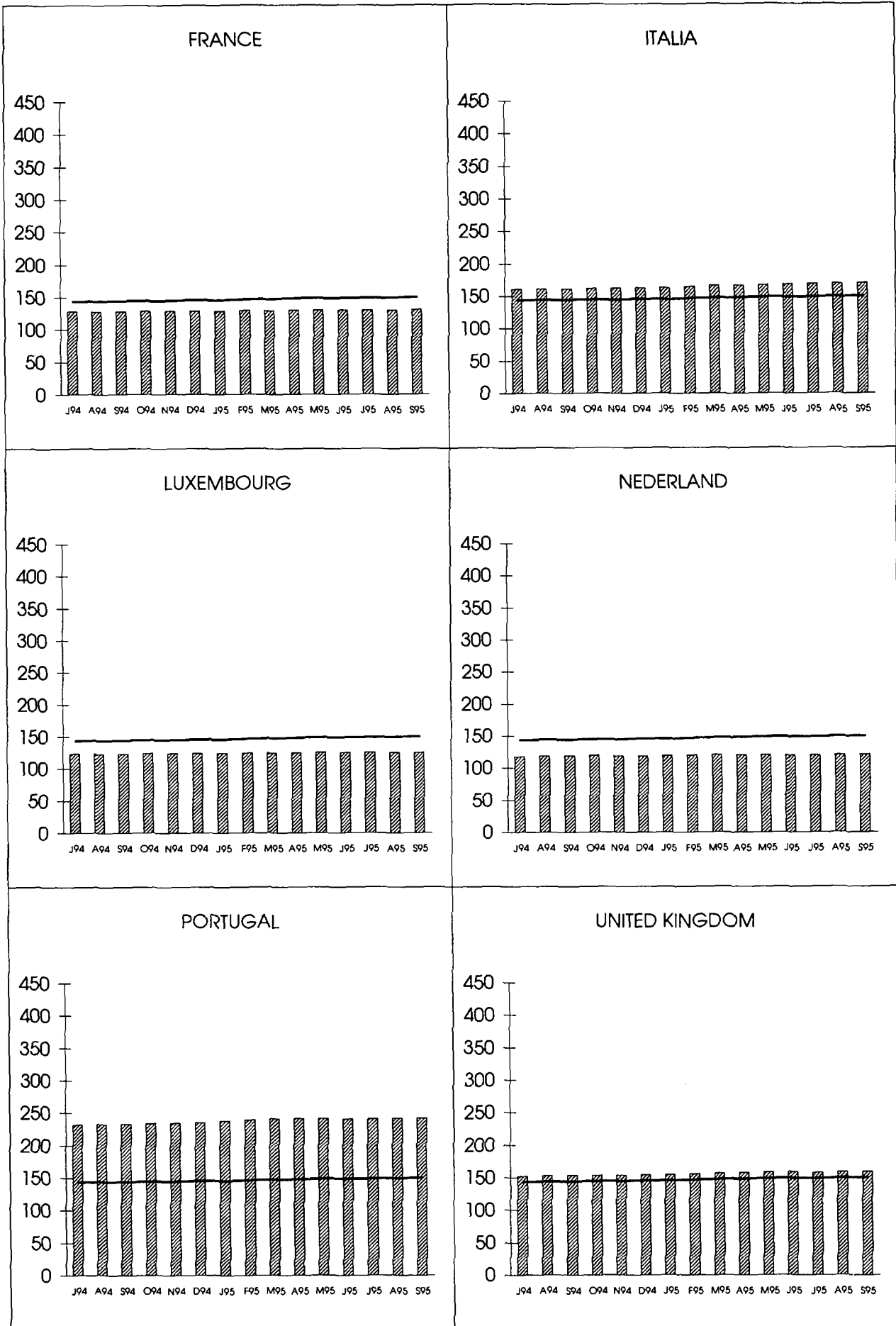
**PRIX A LA CONSOMMATION
INDICE GENERAL 1985=100**



**VERBRAUCHERPREISE
GESAMTINDEX 1985=100**

**CONSUMER PRICES
GENERAL INDEX 1985=100**

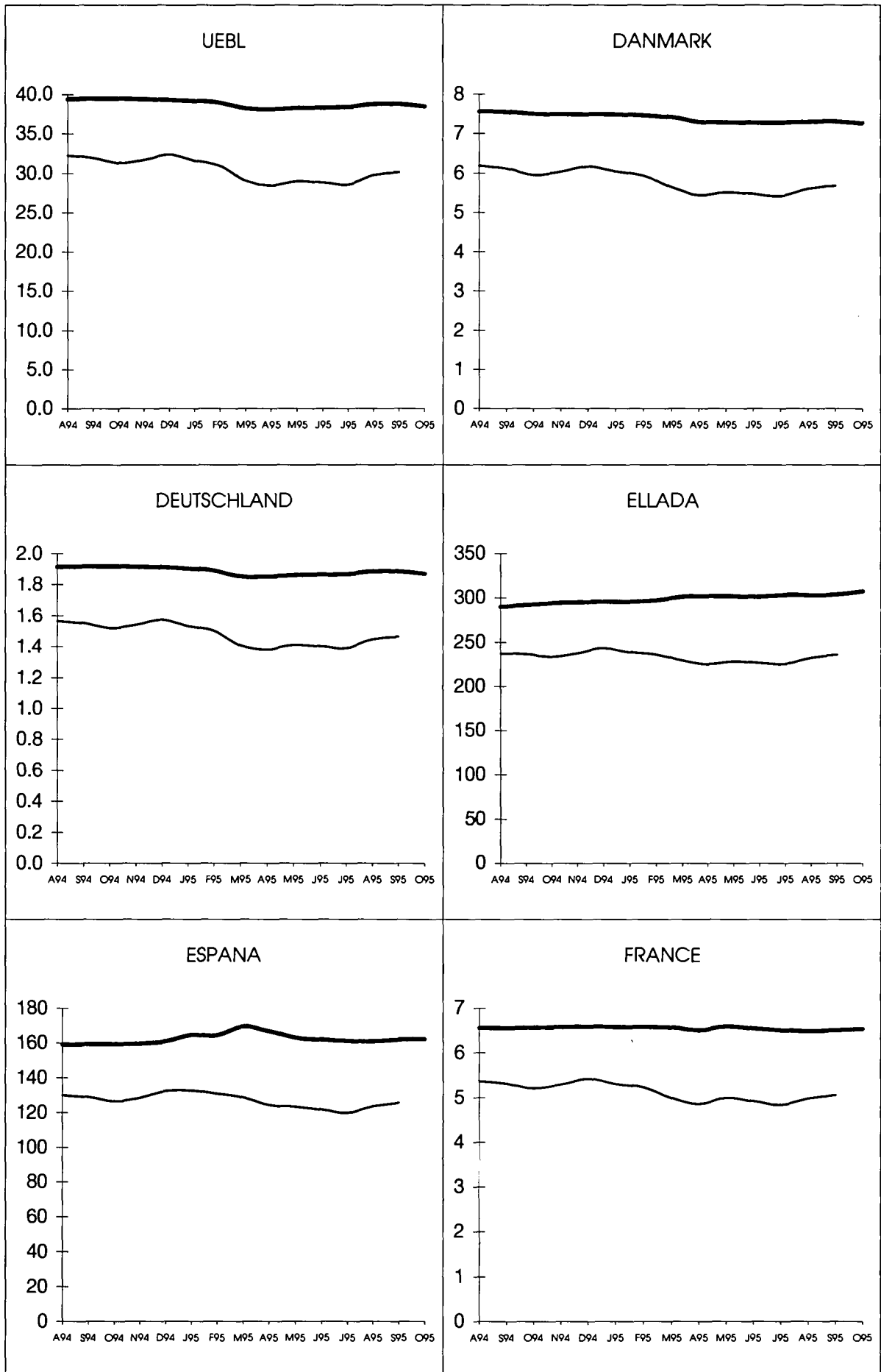
**PRIX A LA CONSOMMATION
INDICE GENERAL 1985=100**



WECHSELKURS

EXCHANGE RATE

TAUX DE CHANGE



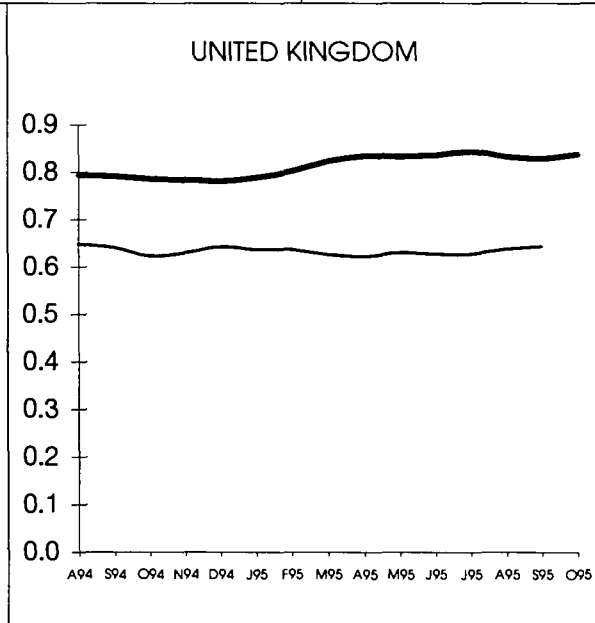
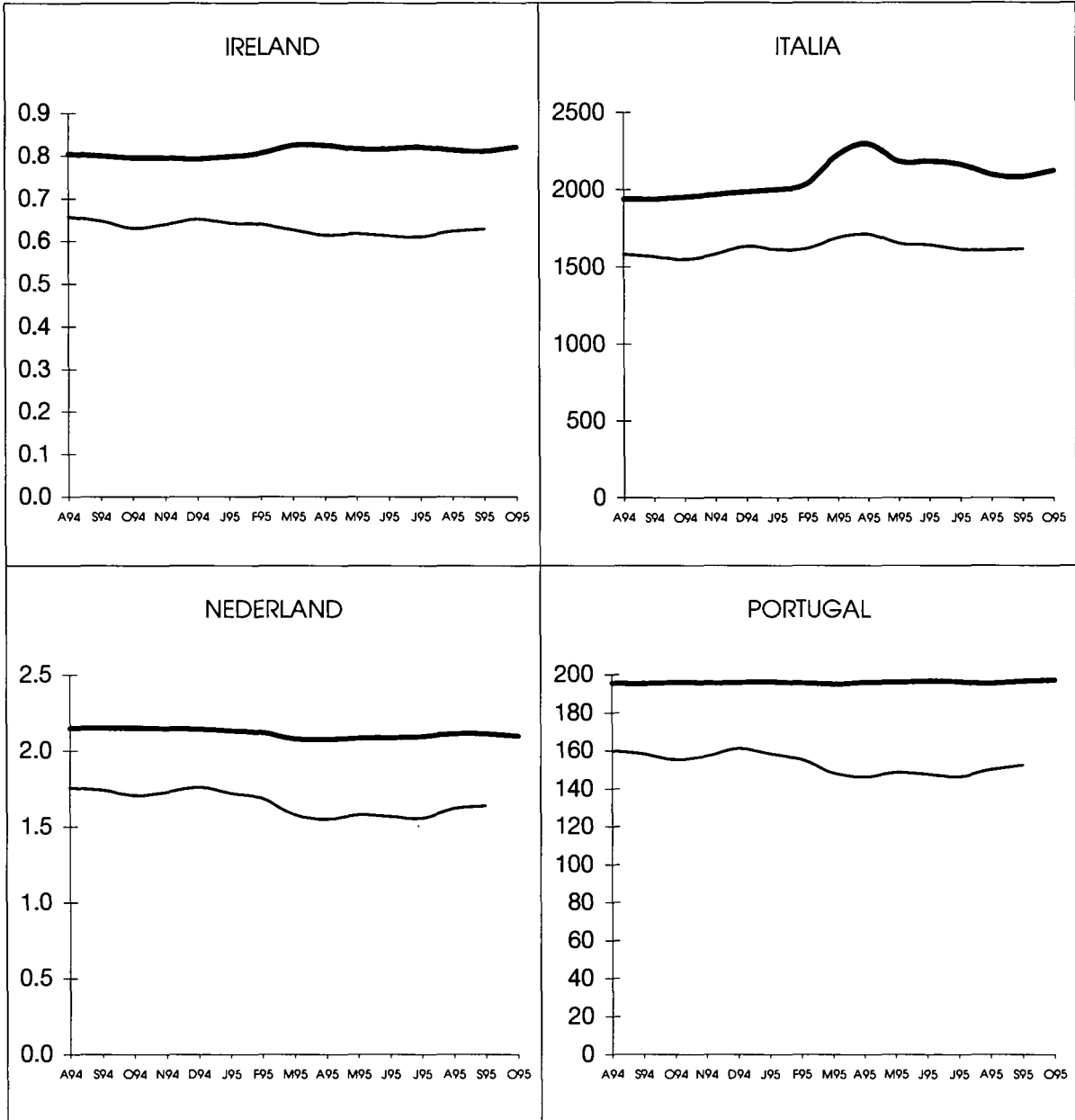
1 ECU = ...

1 USD = ...

WECHSELKURS

EXCHANGE RATE

TAUX DE CHANGE



1 ECU = ...

1 USD = ...

KONJUNKTURDATEN

SHORT-TERM TRENDS

DONNÉES CONJONCTURELLES

**VOLKSWIRTSCHAFTLICHE
GESAMTRECHNUNG ESVG**
**NATIONAL ACCOUNTS
ESA**
**COMPTES NATIONAUX
SEC**

| | EUR | B | DK | D(*) | GR | E | F | IRL | I | L | NL | P | UK | USA | JAP |
|-------------|---|-------|-------|-------|---|-------|-------|-------|-------|-------|---|-------|-------|-------|-------|
| 0101 | Bruttoinlandsprodukt Volumen | | | | Gross Domestic Product volume | | | | | | Produit Intérieur Brut volume | | | | |
| | <i>1985 = 100</i> | | | | | | | | | | | | | | |
| 1991 | 119.8 | 118.1 | 108.3 | 123.4 | 111.8 | 127.2 | 118.0 | 205.2 | 117.5 | 129.3 | 118.7 | 127.1 | 115.1 | 113.6 | 130.0 |
| 1992 | 120.4 | 119.8 | 109.8 | 125.3 | 112.8 | 128.2 | 119.4 | 142.6 | 118.4 | 131.7 | 120.4 | 128.5 | 114.6 | 116.5 | 131.4 |
| 1993 | 119.8 | 118.3 | 111.3 | 122.9 | 112.6 | 126.9 | 118.3 | 146.1 | 117.6 | 132.2 | 120.7 | 126.9 | 116.8 | 120.0 | 131.5 |
| 1994 | 121.6 | 119.8 | 115.6 | 123.9 | 113.4 | 128.3 | 120.2 | 152.2 | 119.4 | 134.3 | 122.2 | 128.3 | 119.7 | 123.6 | 132.5 |
| | <i>T/T-1 %</i> | | | | | | | | | | | | | | |
| 1993 I | -0.9 | | -1.4 | -2.0 | | -0.3 | -1.0 | | -0.2 | | -0.5 | -0.5 | 0.3 | 0.2 | 0.9 |
| II | 0.4 | | -0.6 | 0.5 | | -0.2 | 0.2 | | 0.3 | | 0.6 | -0.9 | 0.8 | 0.5 | -0.5 |
| III | 0.5 | | 2.3 | 0.4 | | 0.1 | 0.3 | | -0.6 | | 0.5 | | 0.7 | 0.7 | 0.3 |
| IV | 0.3 | | 2.9 | 0.2 | | 0.2 | 0.0 | | 0.9 | | -0.3 | | 0.7 | 1.7 | -0.7 |
| 1994 I | 0.9 | | 0.4 | 1.2 | | 0.7 | 0.7 | | 0.1 | | 1.0 | | 0.8 | 0.7 | 1.0 |
| 0102 | Privater Verbrauch Volumen | | | | Consumption of households volume | | | | | | Consommation privée volume | | | | |
| | <i>1985 = 100</i> | | | | | | | | | | | | | | |
| 1991 | 122.7 | 118.9 | 104.1 | 122.5 | 115.4 | 129.1 | 118.4 | 247.9 | 124.2 | 129.7 | 118.1 | 134.5 | 122.9 | 113.7 | 125.6 |
| 1992 | 123.6 | 122.4 | 104.9 | 124.2 | 117.4 | 131.8 | 120.0 | 135.5 | 126.9 | 131.9 | 120.6 | 139.5 | 122.9 | 116.6 | 127.8 |
| 1993 | 123.9 | 120.7 | 107.8 | 125.7 | 117.1 | 128.7 | 120.8 | 138.1 | 123.1 | 132.2 | 121.6 | 140.7 | 125.9 | 120.5 | 129.1 |
| 1994 | 124.7 | 121.7 | 112.5 | 124.4 | 117.8 | 128.8 | 122.1 | 143.6 | 123.7 | 134.4 | 122.6 | 141.0 | 128.7 | 124.5 | 131.5 |
| | <i>T/T-1 %</i> | | | | | | | | | | | | | | |
| 1993 I | -0.9 | | -0.2 | -1.7 | | -0.9 | -0.9 | | -1.8 | | -2.2 | 0.4 | 0.3 | 0.2 | 1.3 |
| II | 0.5 | | 0.2 | 0.5 | | -1.1 | 0.6 | | -0.3 | | 2.4 | -0.5 | 0.6 | 0.8 | -0.6 |
| III | 0.7 | | 2.4 | 0.8 | | -0.8 | 0.7 | | 0.0 | | 0.3 | | 1.2 | 1.1 | 0.4 |
| IV | 0.1 | | 2.9 | -0.7 | | -0.1 | 0.0 | | -0.2 | | -0.3 | | 1.1 | 1.1 | 0.7 |
| 1994 I | 0.5 | | 0.8 | 1.2 | | 0.1 | 0.0 | | 1.3 | | 0.1 | | 0.6 | 1.1 | 1.4 |
| 0103 | Bruttoanlageninvestitionen Volumen | | | | Fixed capital formation volume | | | | | | Formation brute de capital fixe volume | | | | |
| | <i>1985 = 100</i> | | | | | | | | | | | | | | |
| 1991 | 132.0 | 153.9 | 98.8 | 135.3 | 143.9 | 176.6 | 132.3 | 114.2 | 125.0 | 210.4 | 120.7 | 168.7 | 118.0 | 94.5 | 158.7 |
| 1992 | 130.4 | 155.5 | 90.7 | 136.5 | 139.7 | 169.7 | 129.0 | 114.0 | 122.5 | 206.0 | 122.0 | 177.8 | 116.5 | 100.4 | 157.4 |
| 1993 | 122.4 | 144.6 | 89.0 | 126.5 | 135.1 | 152.2 | 122.4 | 114.4 | 108.9 | 214.3 | 118.5 | 170.8 | 116.9 | 111.4 | 155.3 |
| 1994 | 123.6 | 146.6 | 95.5 | 126.2 | 137.6 | 150.2 | 124.2 | 120.9 | 109.7 | 210.4 | 118.1 | 172.7 | 121.0 | 122.1 | 153.9 |
| | <i>T/T-1 %</i> | | | | | | | | | | | | | | |
| 1993 I | -2.8 | | 9.6 | -4.7 | | -3.2 | -3.3 | | -4.5 | | -5.1 | -2.4 | 0.2 | 2.6 | 0.8 |
| II | -1.7 | | -4.5 | -1.5 | | -2.8 | -1.2 | | -3.4 | | 1.5 | -2.7 | -2.4 | 2.2 | -0.4 |
| III | 0.5 | | 1.8 | 0.1 | | -2.2 | 0.7 | | -1.9 | | 4.4 | | 1.1 | 2.1 | 0.3 |
| IV | -1.0 | | 0.7 | -2.7 | | -1.0 | -0.6 | | 0.2 | | -6.8 | | 2.5 | 5.7 | -1.5 |
| 1994 I | 1.6 | | 4.3 | 3.3 | | 0.1 | -0.2 | | 1.6 | | 0.6 | | 2.0 | 1.6 | -0.7 |
| 0105 | Einfuhr Volumen | | | | Imports volume | | | | | | Imports volume | | | | |
| | <i>1985 = 100</i> | | | | | | | | | | | | | | |
| 1991 | 148.0 | 146.7 | 117.7 | 151.2 | 183.5 | 216.7 | 147.7 | 142.7 | 146.7 | 148.3 | 135.0 | 215.2 | 132.4 | 123.7 | 160.6 |
| 1992 | 154.0 | 150.8 | 117.1 | 156.9 | 194.0 | 231.0 | 149.3 | 150.5 | 155.2 | 148.5 | 138.5 | 239.2 | 140.7 | 134.5 | 159.9 |
| 1993 | 147.5 | 144.6 | 112.2 | 141.3 | 197.3 | 223.6 | 143.7 | 154.7 | 143.9 | 144.9 | 137.6 | 237.4 | 144.7 | 148.4 | 164.9 |
| 1994 | 152.5 | 148.8 | 121.1 | 144.6 | 204.5 | 231.7 | 148.6 | 163.7 | 149.7 | 147.2 | 141.4 | 244.3 | 150.3 | 164.3 | 170.2 |
| | <i>T/T-1 %</i> | | | | | | | | | | | | | | |
| 1993 I | -3.5 | | -1.4 | -7.9 | | -2.4 | -2.3 | | -5.9 | | -3.0 | 1.4 | 0.4 | 2.8 | 1.8 |
| II | -0.8 | | -4.6 | -0.8 | | -1.7 | -1.4 | | -1.3 | | 1.9 | -6.7 | -1.0 | 3.2 | 1.4 |
| III | 0.9 | | 6.4 | -0.4 | | 0.2 | 0.9 | | 0.3 | | 2.1 | | 1.6 | 1.5 | 0.2 |
| IV | 0.3 | | 2.0 | -1.3 | | 2.5 | -0.1 | | -1.6 | | -1.4 | | 2.7 | 3.9 | 2.0 |
| 1994 I | 3.1 | | 2.8 | 5.2 | | 3.8 | 2.9 | | 5.8 | | 1.8 | | 0.8 | 2.1 | 2.5 |

**VOLKSWIRTSCHAFTLICHE
GESAMTRECHNUNG ESVG**
**NATIONAL ACCOUNTS
ESA**
**COMPTES NATIONAUX
SEC**

| | EUR | B | DK | D(*) | GR | E | F | IRL | I | L | NL | P | UK | USA | JAP | |
|-------------|--|-------|-------|-------|--|-------|-------|-------|-------|-------|-------|-------|---|-------|-------|--|
| 0106 | Ausfuhr Volumen | | | | Exports volume | | | | | | | | Exports volume | | | |
| | <i>1985 = 100</i> | | | | | | | | | | | | | | | |
| 1991 | 135.5 | 139.8 | 136.0 | 145.4 | 171.5 | 130.5 | 132.4 | 161.2 | 129.4 | 134.2 | 136.2 | 161.3 | 121.0 | 175.7 | 125.4 | |
| 1992 | 141.0 | 142.1 | 141.0 | 150.9 | 185.3 | 139.3 | 139.0 | 182.1 | 136.2 | 136.0 | 139.6 | 171.2 | 124.7 | 186.9 | 131.9 | |
| 1993 | 141.3 | 137.5 | 139.1 | 141.8 | 189.9 | 151.6 | 138.1 | 189.0 | 151.0 | 131.3 | 140.4 | 165.1 | 128.6 | 193.5 | 133.3 | |
| 1994 | 148.2 | 141.9 | 144.9 | 148.6 | 197.8 | 165.5 | 143.3 | 198.9 | 161.5 | 134.6 | 145.8 | 175.6 | 134.6 | 203.9 | 135.0 | |
| | <i>T/T-1 %</i> | | | | | | | | | | | | | | | |
| 1993 I | -2.0 | | -4.4 | -4.1 | | 1.6 | -2.2 | | 5.9 | | -3.0 | -0.6 | 1.0 | -0.6 | 1.1 | |
| II | 0.4 | | -2.0 | -0.1 | | 3.0 | 0.7 | | -1.1 | | 3.1 | -9.0 | -1.4 | 0.9 | -1.9 | |
| III | 1.8 | | 7.1 | -0.7 | | 3.4 | 3.2 | | 2.8 | | 1.9 | | 3.0 | -0.2 | 0.7 | |
| IV | 2.2 | | 2.0 | 3.5 | | 4.5 | 0.9 | | 1.2 | | 2.3 | | 0.6 | 4.7 | -2.1 | |
| 1994 I | 1.9 | | -3.8 | 2.8 | | 7.1 | -0.1 | | 5.1 | | -0.4 | | 2.3 | -0.3 | 3.7 | |
| 0111 | Bruttoinlandsprodukt Veränderung der Preise | | | | Gross Domestic Product change in price | | | | | | | | Produit Intérieur Brut évolution des prix | | | |
| | <i>1985 = 100</i> | | | | | | | | | | | | | | | |
| 1991 | 126.9 | 127.4 | 125.9 | 127.2 | 116.5 | 153.7 | 118.8 | 70.9 | 141.7 | 127.8 | 116.6 | 161.4 | 117.2 | 76.8 | 117.6 | |
| 1992 | 131.5 | 133.7 | 130.0 | 134.8 | 122.0 | 158.7 | 123.7 | 109.2 | 142.3 | 135.6 | 121.4 | 187.2 | 116.3 | 75.4 | 121.2 | |
| 1993 | 132.7 | 141.1 | 136.0 | 145.3 | 127.7 | 147.4 | 130.7 | 107.2 | 128.7 | 142.5 | 128.5 | 187.2 | 113.6 | 85.8 | 154.4 | |
| 1994 | 135.8 | 147.1 | 138.5 | 148.7 | 131.9 | 145.0 | 133.1 | 111.8 | 131.3 | 149.0 | 131.3 | 188.3 | 119.6 | 90.6 | 172.1 | |
| | <i>T/T-1 %</i> | | | | | | | | | | | | | | | |
| 1993 I | 0.9 | | 2.1 | 0.7 | | 0.8 | 1.0 | | 1.2 | | -0.3 | 3.3 | 1.3 | 0.9 | 0.2 | |
| II | 0.8 | | -0.4 | 0.9 | | 1.0 | 0.6 | | 1.4 | | 0.4 | 1.2 | 0.8 | 0.6 | 0.3 | |
| III | 0.5 | | -0.3 | 0.4 | | 0.9 | 0.2 | | 1.2 | | 0.6 | | 0.7 | 0.4 | 0.5 | |
| IV | 0.7 | | 0.8 | 0.9 | | 1.0 | 0.1 | | 0.6 | | 0.8 | | 0.9 | 0.3 | 0.0 | |
| 1994 I | 0.6 | | 0.7 | 0.4 | | 1.0 | 0.4 | | 0.7 | | 0.7 | | 0.7 | 0.7 | -0.1 | |
| 0112 | Privater Verbrauch Veränderung der Preise | | | | Consumption of households change in price | | | | | | | | Consommation privée évolution des prix | | | |
| | <i>1985 = 100</i> | | | | | | | | | | | | | | | |
| 1991 | 122.6 | 121.8 | 124.2 | 121.8 | 122.9 | 147.3 | 116.2 | 57.4 | 134.5 | 124.3 | 117.5 | 142.5 | 114.8 | 79.3 | 116.7 | |
| 1992 | 127.5 | 126.2 | 128.4 | 128.7 | 128.4 | 152.0 | 121.2 | 112.0 | 136.2 | 129.7 | 122.9 | 159.9 | 114.3 | 78.2 | 120.8 | |
| 1993 | 128.6 | 133.4 | 134.3 | 137.9 | 134.2 | 142.1 | 127.8 | 108.7 | 123.9 | 138.1 | 131.1 | 158.4 | 111.9 | 89.0 | 154.0 | |
| 1994 | 132.0 | 138.9 | 137.2 | 141.8 | 138.4 | 140.8 | 130.4 | 112.9 | 127.2 | 144.2 | 134.2 | 159.7 | 118.0 | 94.2 | 172.2 | |
| | <i>T/T-1 %</i> | | | | | | | | | | | | | | | |
| 1993 I | 0.9 | | 0.9 | 1.0 | | 1.2 | 0.7 | | 1.6 | | 0.6 | 2.2 | 1.0 | 0.7 | 0.3 | |
| II | 0.7 | | 0.4 | 0.6 | | 1.2 | 0.5 | | 1.3 | | 1.1 | 0.7 | 0.8 | 0.6 | 0.3 | |
| III | 0.6 | | 0.5 | 0.6 | | 1.2 | 0.5 | | 1.1 | | 0.3 | | 0.7 | 0.3 | 0.5 | |
| IV | 0.8 | | 0.0 | 1.3 | | 1.2 | 0.4 | | 1.3 | | 0.0 | | 0.6 | 0.6 | -0.4 | |
| 1994 I | 0.7 | | 0.7 | 0.5 | | 1.2 | 0.6 | | 0.2 | | 1.2 | | 0.8 | 0.3 | 0.5 | |
| 0113 | Bruttoanlageninvestitionen Veränderung der Preise | | | | Gross fixed capital formation change in price | | | | | | | | Formation brute de capital fixe évolution des prix | | | |
| | <i>1985 = 100</i> | | | | | | | | | | | | | | | |
| 1991 | 122.7 | 121.4 | 121.1 | 127.4 | 88.2 | 138.2 | 115.9 | 113.4 | 127.1 | 128.8 | 119.2 | 145.0 | 113.2 | 70.4 | 111.5 | |
| 1992 | 124.8 | 126.8 | 127.1 | 134.7 | 93.1 | 137.3 | 118.9 | 116.3 | 126.8 | 136.0 | 124.3 | 162.8 | 104.7 | 67.0 | 113.6 | |
| 1993 | 125.4 | 132.4 | 132.9 | 144.7 | 95.2 | 128.4 | 124.7 | 114.2 | 114.9 | 142.0 | 131.0 | 163.4 | 99.1 | 74.3 | 143.5 | |
| 1994 | 127.7 | 137.8 | 135.7 | 147.3 | 97.7 | 126.0 | 126.8 | 118.6 | 117.9 | 149.2 | 133.2 | 164.9 | 103.2 | 77.8 | 157.9 | |
| | <i>T/T-1 %</i> | | | | | | | | | | | | | | | |
| 1993 I | 0.6 | | 0.4 | 0.5 | | 1.8 | 1.0 | | 1.8 | | -0.5 | 3.1 | -0.3 | -0.3 | 0.2 | |
| II | 0.7 | | 0.6 | 1.0 | | 1.3 | 0.3 | | 1.3 | | 0.4 | 0.3 | 0.6 | 0.4 | 0.0 | |
| III | 0.4 | | -0.1 | 0.4 | | 0.8 | 0.3 | | 0.3 | | 0.3 | | 0.4 | -0.3 | -0.2 | |
| IV | 0.2 | | -0.9 | 0.5 | | 0.4 | 0.2 | | 0.3 | | 1.5 | | -0.5 | 0.1 | -0.4 | |
| 1994 I | 0.3 | | 1.3 | -0.1 | | 1.4 | 0.5 | | 2.0 | | 0.6 | | -0.1 | 0.5 | -1.0 | |

BESCHÄFTIGUNG
EMPLOYMENT
EMPLOI

| | EUR | B | DK | D(*) | GR | E | F | IRL | I | L | NL | P | UK |
|-------------|---|---------|--------|---------|--|---------|---------|--------|---------------------------------------|-------|---------|--------|---------|
| 0201 | Gesamtbevölkerung | | | | Total population | | | | Population totale | | | | |
| | <i>1000</i> | | | | | | | | | | | | |
| 1991 | 329264.1 | 10004.5 | 5146.5 | 64074.0 | 10200.0 | 39024.9 | 57055.4 | 3526.0 | 57114.0 | 387.1 | 15069.5 | 9861.3 | 57800.9 |
| 1992 | 330988.6 | 10045.2 | 5162.1 | 64865.0 | 10313.6 | 39085.1 | 57373.7 | 3549.0 | 57187.0 | 392.5 | 15184.0 | 9833.0 | 57998.4 |
| 1993 | 330867.2 | | 5180.6 | 65316.0 | 10368.2 | 39082.6 | 57666.8 | 3563.0 | 56121.0 | 395.2 | 15290.5 | 9839.7 | |
| 1994 | 330875.2 | | | | | | | | 3571.0 | | | | |
| 0202 | Zivile Erwerbspersonen insgesamt | | | | Civilian labour forces total | | | | Population active civile total | | | | |
| | <i>1000</i> | | | | | | | | | | | | |
| 1991 | 146229.6 | 4126.6 | 2860.6 | 30203.0 | 3933.5 | 15073.7 | 24491.2 | 1330.0 | 24063.0 | 165.8 | 6934.0 | 4799.9 | 28248.3 |
| 1992 | 146624.8 | 4159.7 | 2868.6 | 30502.0 | 4034.3 | 15149.7 | 24598.7 | 1348.0 | 24069.0 | 166.7 | 6905.0 | 4706.1 | 28117.0 |
| 1993 | 145430.3 | | 2874.4 | 30533.0 | 4118.4 | 15308.2 | 24692.0 | 1363.0 | 22614.0 | 166.7 | 7008.0 | 4681.9 | 27911.0 |
| 1994 | 145452.3 | | | | | | | 1385.0 | | | | | |
| 0203 | Zivile Erwerbstätige insgesamt | | | | Civilian employment total | | | | Emploi civil total | | | | |
| | <i>1000</i> | | | | | | | | | | | | |
| 1991 | 132988.1 | 3735.5 | 2607.3 | 28514.0 | 3632.4 | 12607.7 | 22142.3 | 1122.0 | 21410.0 | 163.5 | 6444.0 | 4602.1 | 26007.3 |
| 1992 | 132083.7 | 3724.0 | 2584.1 | 28694.0 | 3684.5 | 12359.2 | 22007.9 | 1127.0 | 21270.0 | 164.0 | 6519.0 | 4512.0 | 25438.0 |
| 1993 | 129377.9 | | 2573.9 | 28263.0 | 3720.2 | 11825.6 | 21780.6 | 1134.0 | 20152.0 | 163.2 | 6571.0 | 4424.4 | 25046.0 |
| 1994 | 129407.9 | | | | | | | 1164.0 | | | | | |
| 0205 | Zivile Arbeitnehmer insgesamt | | | | Number of civilian employees total | | | | Emploi civil salarié total | | | | |
| | <i>1000</i> | | | | | | | | | | | | |
| 1991 | 109102.2 | 3001.4 | 2342.2 | 25460.0 | 1930.5 | 9332.3 | 19281.7 | 853.0 | 15297.0 | 177.7 | 5721.0 | 3193.1 | 22512.3 |
| 1992 | 108644.5 | 3067.9 | 2351.6 | 25627.0 | 1937.6 | 9030.0 | 19241.7 | 858.0 | 15297.0 | 182.7 | 5794.0 | 3351.0 | 21906.0 |
| 1993 | 106230.6 | | 2310.1 | 25199.0 | 1980.8 | 8634.0 | 19111.4 | | 14266.0 | 186.3 | 5806.0 | 3257.1 | 21554.0 |
| 1994 | 106230.6 | | | | | | | | | | | | |
| 0206 | Arbeitnehmer Landwirtschaft | | | | Number of employees agriculture | | | | Emploi salarié agriculture | | | | |
| | <i>1000</i> | | | | | | | | | | | | |
| 1991 | 2394.0 | 17.9 | 52.4 | 222.0 | 30.4 | 464.7 | 260.1 | 23.0 | 743.0 | 1.5 | 107.0 | 135.5 | 336.5 |
| 1992 | 2215.6 | 17.9 | 51.8 | 211.0 | 28.5 | 400.7 | 259.3 | 22.0 | 748.0 | 1.5 | 101.0 | 95.9 | 278.0 |
| 1993 | 2026.4 | | 51.8 | 201.0 | 35.7 | 371.7 | 258.8 | | 605.0 | 1.6 | 99.0 | 85.9 | 276.0 |
| 1994 | 2026.4 | | | | | | | | | | | | |
| 0207 | Arbeitnehmer Industrie | | | | Number of employees industry | | | | Emploi salarié industrie | | | | |
| | <i>1000</i> | | | | | | | | | | | | |
| 1991 | 37714.4 | 949.7 | 651.2 | 10599.0 | 690.0 | 3539.5 | 6032.8 | 288.0 | 5726.0 | 55.9 | 1576.0 | 1327.6 | 6278.7 |
| 1992 | 36404.7 | 932.6 | 630.8 | 10411.0 | 675.7 | 3330.7 | 5837.3 | 280.0 | 5674.0 | 56.5 | 1502.0 | 1266.1 | 5808.0 |
| 1993 | 34647.1 | | 630.8 | 9884.0 | 621.4 | 3009.0 | 5568.6 | | 5421.0 | 56.6 | 1477.0 | 1227.1 | 5539.0 |
| 1994 | 34647.1 | | | | | | | | | | | | |
| 0208 | Arbeitnehmer Dienstleistungen | | | | Number of civilian employees services | | | | Emploi civil salarié services | | | | |
| | <i>1000</i> | | | | | | | | | | | | |
| 1991 | 68990.6 | 2033.7 | 1638.6 | 14639.0 | 1210.1 | 5328.1 | 12988.7 | 542.0 | 8827.0 | 120.3 | 4037.0 | 1729.9 | 15896.1 |
| 1992 | 69861.2 | 2117.3 | 1669.0 | 15005.0 | 1233.3 | 5298.6 | 13145.3 | 555.0 | 8875.0 | 124.7 | 4030.0 | 1989.0 | 15819.0 |
| 1993 | 69434.6 | | 1627.5 | 15114.0 | 1323.7 | 5253.3 | 13284.6 | | 8240.0 | 128.1 | 4108.0 | 1944.1 | 15739.0 |
| 1994 | 69434.6 | | | | | | | | | | | | |

BESCHÄFTIGUNG
EMPLOYMENT
EMPLOI

| | EUR | B | DK | D(*) | GR | E | F | IRL | I | L | NL | P | UK | |
|-------------|---|------|------|-------|---|-------|------|-------|------|------|---|------|------|--|
| 0209 | Arbeitnehmer Industrie NACE Rev.1 C-E | | | | Number of employees industry NACE Rev.1 C-E 1990=100 | | | | | | Emploi salarié Industrie NACE Rev.1 C-E | | | |
| 1991 | 97.9 | 99.1 | 97.9 | 101.4 | 92.5 | 97.0 | 98.4 | 100.7 | 97.2 | 99.1 | 99.7 | 98.2 | 93.0 | |
| 1992 | 94.4 | 95.5 | 95.9 | 98.9 | 88.1 | 94.2 | 95.2 | 100.7 | 91.8 | 98.3 | 99.0 | 95.1 | 87.9 | |
| 1993 | 88.2 | 90.3 | 91.5 | 90.3 | 83.8 | 85.2 | 89.3 | 100.6 | 86.7 | 93.3 | 95.4 | 89.5 | 84.9 | |
| 1994 | 85.0 | 86.5 | | 84.4 | 82.4 | 83.1 | 87.3 | 103.0 | 82.4 | 90.3 | 91.7 | 89.0 | 84.3 | |
| 1994 II | 83.5 | 86.7 | | 84.8 | 82.8 | 82.7 | 87.1 | 101.2 | 82.9 | 90.3 | 92.0 | | 77.1 | |
| III | 83.1 | 85.8 | | 83.9 | 82.0 | 82.7 | 87.0 | 101.3 | 81.8 | 90.0 | 91.4 | | 77.3 | |
| IV | 82.9 | 85.2 | | 83.0 | 81.5 | 83.5 | 87.5 | | 80.8 | 89.9 | 91.2 | | 77.5 | |
| 1995 I | 82.0 | | | 82.2 | 81.5 | 83.1 | 87.6 | | 79.8 | 88.7 | | | 76.3 | |
| II | 81.4 | | | 81.2 | | 83.5 | 87.5 | | 79.2 | 89.0 | | | 74.6 | |
| 0210 | Arbeitnehmer Verarbeitendes Gewerbe NACE Rev.1 D | | | | Number of employees manufacturing industries NACE Rev.1 D 1990=100 | | | | | | Emploi salarié Industrie manufacturière NACE Rev.1 D | | | |
| 1991 | 97.8 | 98.8 | 98.6 | 101.6 | 92.2 | 96.9 | 98.4 | 101.1 | 96.4 | 98.9 | 99.7 | 98.3 | 92.7 | |
| 1992 | 94.2 | 95.0 | 96.6 | 99.0 | 87.7 | 93.9 | 95.3 | 101.1 | 90.9 | 98.0 | 98.6 | 95.4 | 87.8 | |
| 1993 | 88.2 | 89.8 | 92.4 | 90.4 | 83.0 | 86.2 | 89.4 | 101.1 | 85.2 | 92.8 | 94.5 | 89.7 | 85.5 | |
| 1994 | 84.9 | 86.4 | | 84.4 | 80.7 | 84.0 | 87.4 | 103.9 | 80.5 | 89.9 | 90.5 | 89.5 | 85.1 | |
| 1994 II | 83.4 | 86.6 | | 84.8 | 80.9 | 83.3 | 87.2 | 101.9 | 80.8 | 90.1 | 90.8 | | 78.2 | |
| III | 83.1 | 85.6 | | 83.9 | 80.4 | 83.8 | 87.1 | 102.2 | 79.9 | 89.7 | 90.1 | | 78.4 | |
| IV | 82.9 | 84.9 | | 83.0 | 79.4 | 84.4 | 87.6 | | 79.1 | 89.5 | 90.0 | | 78.7 | |
| 1995 I | 82.0 | | | 82.3 | 79.4 | 83.2 | 87.7 | | 78.2 | 88.4 | | | 77.6 | |
| II | 81.5 | | | 81.2 | | 83.5 | 87.7 | | 78.0 | 88.8 | | | 76.0 | |
| 0211 | Arbeitnehmer Metalle NACE Rev.1 27 | | | | Number of employees production of metals NACE Rev.1 27 1990=100 | | | | | | Emploi salarié Métallurgie NACE Rev.1 27 | | | |
| 1991 | 95.2 | 98.1 | 98.0 | 97.5 | 97.6 | 97.4 | 92.8 | 100.0 | 95.5 | 94.4 | | 94.9 | | |
| 1992 | 90.3 | 93.0 | 98.6 | 92.9 | 91.7 | 104.6 | 89.1 | 88.2 | 87.3 | 89.0 | | 87.9 | | |
| 1993 | 81.6 | 87.7 | 95.0 | 81.5 | 83.9 | 85.9 | 90.2 | 89.7 | 79.5 | 78.5 | | 75.0 | | |
| 1994 | 75.3 | 83.5 | | 72.6 | 80.7 | 77.1 | 87.9 | 86.8 | 76.0 | 72.9 | | 62.8 | | |
| 1994 II | 79.0 | 83.1 | | 72.9 | 81.1 | 78.1 | 88.5 | 87.5 | 76.5 | 73.0 | | | | |
| III | 78.4 | 82.9 | | 72.1 | 80.9 | 75.0 | 89.1 | 82.5 | 75.7 | 72.8 | | | | |
| IV | 77.5 | 82.6 | | 71.4 | 79.2 | 76.3 | 85.6 | | 74.7 | 72.1 | | | | |
| 1995 I | | | | | 80.2 | 76.2 | 86.7 | | 71.4 | 65.8 | | | | |
| II | | | | | | 74.0 | 87.0 | | 70.4 | 65.5 | | | | |

BESCHÄFTIGUNG
EMPLOYMENT
EMPLOI

| | EUR | B | DK | D(*) | GR | E | F | IRL | I | L | NL | P | UK | |
|-------------|--|-------|-------|-------|---|------|-------|-------|------|-------|-------|------|--|--|
| 0212 | Arbeitnehmer Chemie NACE Rev.1 24 | | | | Number of employees chemical industry NACE Rev.1 24 1990=100 | | | | | | | | Emploi salarié Chimie NACE Rev.1 24 | |
| 1991 | 98.6 | 100.5 | | 101.0 | 93.1 | 94.7 | 99.0 | 107.8 | 98.7 | 124.0 | 98.9 | 95.7 | 95.5 | |
| 1992 | 95.5 | 99.7 | | 99.5 | 87.7 | 80.7 | 96.4 | 114.0 | 92.8 | 178.8 | 97.1 | 95.2 | 94.9 | |
| 1993 | 90.5 | 96.1 | | 92.8 | 87.0 | 76.5 | 90.9 | 117.5 | 87.0 | 181.1 | 92.7 | 86.7 | 92.9 | |
| 1994 | 84.4 | 93.5 | | 86.9 | 86.6 | 76.6 | 89.5 | 125.7 | 79.2 | 174.9 | 89.6 | 82.5 | 77.3 | |
| 1994 II | 84.6 | 93.7 | | 87.3 | 86.9 | 75.8 | 89.1 | 123.8 | 80.1 | 177.0 | 90.6 | | 78.3 | |
| III | 83.7 | 93.4 | | 86.3 | 86.6 | 73.9 | 89.4 | 124.7 | 78.2 | 173.0 | 89.2 | | 77.0 | |
| IV | 83.3 | 93.1 | | 85.4 | 86.0 | 75.8 | 89.7 | | 76.6 | 170.7 | 88.4 | | 76.7 | |
| 1995 I | | | | | 86.6 | 74.6 | 89.1 | | 75.3 | 172.7 | | | 74.8 | |
| II | | | | | | 75.7 | 89.4 | | 74.4 | 175.9 | | | 72.2 | |
| 0213 | Arbeitnehmer Maschinenbau NACE Rev.1 29 | | | | Number of employees machinery and equipment NACE Rev.1 29 1990=100 | | | | | | | | Emploi salarié Machines et équipements NACE Rev.1 29 | |
| 1991 | 97.2 | 97.1 | 98.2 | 101.1 | 87.4 | 92.6 | 100.0 | 100.0 | 93.5 | 98.1 | 101.6 | 94.7 | 92.3 | |
| 1992 | 92.4 | 87.3 | 97.7 | 97.5 | 87.4 | 90.8 | 95.1 | 102.4 | 85.7 | 96.3 | 101.5 | 93.7 | 85.9 | |
| 1993 | 84.5 | 81.4 | 91.4 | 86.8 | 82.6 | 87.0 | 85.1 | 101.8 | 78.7 | 92.5 | 96.4 | 85.7 | 81.4 | |
| 1994 | 75.1 | 78.2 | | 79.0 | 78.2 | 84.9 | 83.0 | 108.9 | 75.5 | 87.4 | 93.6 | 81.7 | 57.7 | |
| 1994 II | 75.1 | 78.5 | | 79.4 | 76.4 | 83.3 | 82.3 | 107.9 | 75.4 | 88.3 | 93.3 | | 58.4 | |
| III | 74.9 | 76.7 | | 78.4 | 79.4 | 85.4 | 82.5 | 108.8 | 75.0 | 86.6 | 92.7 | | 58.8 | |
| IV | 75.0 | 75.4 | | 77.7 | 81.3 | 86.7 | 84.4 | | 75.1 | 85.2 | 93.9 | | 59.6 | |
| 1995 I | | | | | 82.1 | 85.1 | 85.3 | | 75.2 | 84.1 | | | 54.4 | |
| II | | | | | | 88.2 | 85.7 | | 75.8 | 85.0 | | | 50.0 | |
| 0215 | Arbeitnehmer Fahrzeugbau NACE Rev.1 34-35 | | | | Number of employees transport equipment NACE Rev.1 34-35 1990=100 | | | | | | | | Emploi salarié Matériel de transport NACE Rev.1 34-35 | |
| 1991 | 97.6 | 101.9 | 102.2 | 100.8 | 97.5 | 95.7 | | 105.7 | 96.9 | 101.0 | 98.8 | 94.1 | 91.7 | |
| 1992 | 94.2 | 100.6 | 99.4 | 98.3 | 93.8 | 98.9 | | 104.3 | 90.1 | 93.3 | 98.9 | 92.3 | 85.2 | |
| 1993 | 86.2 | 94.8 | 91.6 | 89.6 | 80.9 | 90.8 | | 106.7 | 83.1 | 81.5 | 88.2 | 82.8 | 78.1 | |
| 1994 | 79.6 | 90.3 | | 83.2 | 78.8 | 86.6 | | 103.7 | 78.5 | 74.3 | 81.2 | 79.2 | 67.0 | |
| 1994 II | | | | 83.7 | 77.0 | 87.6 | | 105.6 | 79.3 | 75.5 | 82.6 | | 67.5 | |
| III | | | | 82.6 | 77.8 | 86.1 | | 95.3 | 78.0 | 73.7 | 79.9 | | 67.0 | |
| IV | | | | 81.8 | 78.6 | 85.7 | | | 76.1 | 73.0 | 80.1 | | 67.0 | |
| 1995 I | | | | | 79.9 | 86.4 | | | 74.5 | 72.2 | | | 65.6 | |
| II | | | | | | 85.5 | | | 73.3 | 69.3 | | | 64.2 | |

BESCHÄFTIGUNG
EMPLOYMENT
EMPLOI

| | EUR | B | DK | D(*) | GR | E | F | IRL | I | L | NL | P | UK |
|-------------|--|------|------|-------|--|------|-------|-------|------|---|-------|-------|------|
| 0216 | Arbeitnehmer Nahrungsmittel, usw. NACE Rev.1 15 | | | | Number of employees food, drink NACE Rev.1 15 1990=100 | | | | | Emploi salarié Alimentation et boisson NACE Rev.1 15 | | | |
| 1991 | 97.6 | | 98.6 | 106.7 | 93.6 | 95.4 | 101.6 | 102.1 | | 101.5 | 100.9 | 103.1 | 84.8 |
| 1992 | 95.9 | | 95.1 | 106.3 | 92.8 | 91.8 | 104.0 | 102.6 | | 102.7 | 100.4 | 99.3 | 79.2 |
| 1993 | 95.2 | | 93.1 | 100.6 | 93.7 | 92.0 | 106.9 | 104.0 | | 100.4 | 99.4 | 100.0 | 78.3 |
| 1994 | 94.3 | | | 97.6 | 91.4 | 91.0 | 105.5 | 104.9 | | 98.8 | 96.6 | 104.6 | 79.1 |
| 1994 II | 91.7 | | | 98.1 | 92.6 | 90.4 | 105.3 | 101.2 | | 98.3 | 97.4 | | 78.9 |
| III | 91.5 | | | 97.4 | 92.5 | 91.1 | 105.2 | 100.7 | | 99.5 | 96.6 | | 78.7 |
| IV | 90.9 | | | 96.7 | 86.9 | 88.9 | 105.2 | | | 99.7 | 95.9 | | 78.7 |
| 1995 I | | | | | 92.3 | 88.1 | 105.3 | | | 104.7 | | | 79.9 |
| II | | | | | | 86.0 | 104.7 | | | 105.0 | | | |
| 0217 | Arbeitnehmer Textilien NACE Rev.1 17 | | | | Number of employees textiles NACE Rev.1 17 1990=100 | | | | | Emploi salarié Textiles NACE Rev.1 17 | | | |
| 1991 | 94.8 | 96.6 | 89.1 | 98.1 | 88.1 | 95.7 | 91.9 | 98.3 | 95.1 | 100.3 | 103.4 | 95.8 | 91.1 |
| 1992 | 88.7 | 93.1 | 87.7 | 91.6 | 80.6 | 80.5 | 88.3 | 97.6 | 90.7 | 102.4 | 99.5 | 89.3 | 88.4 |
| 1993 | 82.0 | 86.6 | 83.6 | 79.6 | 70.9 | 65.9 | 86.9 | 94.3 | 85.7 | 111.7 | 96.2 | 85.2 | 87.8 |
| 1994 | 78.6 | 83.0 | | 71.8 | 67.6 | 65.8 | 83.8 | 96.2 | 81.5 | 117.6 | 89.6 | 82.1 | 88.1 |
| 1994 II | 77.2 | 83.6 | | 72.7 | 66.8 | 64.7 | 84.1 | 94.6 | 81.6 | 117.4 | 91.1 | | 87.5 |
| III | 76.7 | 82.4 | | 71.2 | 67.1 | 65.3 | 84.0 | 95.0 | 81.2 | 117.9 | 88.4 | | 88.1 |
| IV | 76.7 | 81.9 | | 69.4 | 69.9 | 70.2 | 82.8 | | 81.1 | 117.2 | 88.1 | | 88.3 |
| 1995 I | | | | | 70.5 | 67.6 | 83.6 | | 79.9 | 115.5 | | | 87.7 |
| II | | | | | | 65.1 | 83.5 | | 79.7 | 118.0 | | | |
| 0218 | Arbeitnehmer Schuhe, Bekleidung NACE Rev.1 18 | | | | Number of employees footwear, clothing NACE Rev.1 18 1990=100 | | | | | Emploi salarié Habillement NACE Rev.1 18 | | | |
| 1991 | | | | 95.9 | | | 92.1 | | | | 99.5 | 99.6 | 86.1 |
| 1992 | | | | 86.1 | | | 85.9 | | | | 94.6 | 95.7 | 78.8 |
| 1993 | | | | 69.0 | | | 78.1 | | | | 76.4 | 89.4 | 77.0 |
| 1994 | | | | 60.9 | | | 75.3 | | | | 69.5 | | 77.4 |
| 1994 I | | | | 63.4 | | | 75.5 | | | | 73.2 | | 78.0 |
| II | | | | 61.8 | | | 75.4 | | | | 68.4 | | 77.6 |
| III | | | | 59.7 | | | 75.4 | | | | 69.5 | | 77.6 |
| IV | | | | 58.4 | | | 74.9 | | | | 66.9 | | 76.2 |
| 1995 I | | | | | | | 74.8 | | | | | | 75.7 |

ARBEITSLOSIGKEIT

UNEMPLOYMENT

CHOMAGE

| | EUR | B | DK | D | GR | E | F | IRL | I | L | NL | P | UK | USA | JAP |
|-------------|---|------|------|-----|-----|---|------|------|------|-----|--|-----|------|-----|-----|
| 0301 | Arbeitslosenquoten insgesamt saisonbereinigt | | | | | Unemployment rates total seasonally adjusted | | | | | Taux de chômage total désaisonné | | | | |
| | % | | | | | | | | | | | | | | |
| 1991 | 8.2 | 6.6 | 8.4 | 5.6 | 7.0 | 16.4 | 9.5 | 14.8 | 8.8 | 1.7 | 5.8 | 4.0 | 8.8 | 6.7 | 2.1 |
| 1992 | 9.3 | 7.3 | 9.2 | 6.6 | 7.9 | 18.5 | 10.4 | 15.4 | 9.0 | 2.1 | 5.6 | 4.2 | 10.1 | 7.4 | 2.2 |
| 1993 | 10.8 | 8.9 | 10.1 | 7.9 | 8.6 | 22.8 | 11.7 | 15.7 | 10.3 | 2.7 | 6.6 | 5.7 | 10.4 | 6.8 | 2.5 |
| 1994 | 11.2 | 10.0 | 8.2 | 8.4 | 8.9 | 24.1 | 12.3 | 15.1 | 11.4 | 3.5 | 7.0 | 7.0 | 9.6 | 6.1 | 2.9 |
| 1994 06 | 11.2 | 10.2 | 8.1 | 8.6 | 8.9 | 24.3 | 12.4 | 15.1 | 11.1 | 3.5 | 7.0 | 7.0 | 9.8 | 6.1 | 2.9 |
| 07 | 11.2 | 10.1 | 8.3 | 8.4 | | 24.1 | 12.3 | 15.0 | 11.4 | 3.5 | 6.9 | 7.0 | 9.6 | 6.1 | 2.9 |
| 08 | 11.1 | 10.1 | 8.1 | 8.4 | | 24.2 | 12.2 | 15.0 | 11.6 | 3.4 | 7.1 | 7.0 | 9.5 | 6.1 | 3.0 |
| 09 | 11.1 | 10.2 | 7.8 | 8.3 | | 24.1 | 12.2 | 15.0 | 11.6 | 3.6 | 7.0 | 7.0 | 9.4 | 5.9 | 3.0 |
| 10 | 11.0 | 10.1 | 7.6 | 8.2 | | 23.9 | 12.1 | 15.1 | 11.8 | 3.7 | 7.1 | 7.2 | 9.1 | 5.8 | 3.0 |
| 11 | 11.0 | 10.1 | 7.4 | 8.2 | | 23.8 | 12.0 | 15.0 | 11.9 | 3.6 | 7.0 | 7.3 | 9.0 | 5.6 | 2.9 |
| 12 | 10.9 | 10.0 | 7.3 | 8.1 | | 23.5 | 11.9 | 14.9 | 12.2 | 3.8 | 7.0 | 7.2 | 8.8 | 5.4 | 2.8 |
| 1995 01 | 10.8 | 10.1 | 7.2 | 8.1 | | 23.2 | 11.8 | 14.8 | 11.7 | 3.8 | 6.9 | 7.4 | 8.7 | 5.6 | 2.9 |
| 02 | 10.8 | 10.1 | 7.1 | 8.1 | | 23.1 | 11.7 | 14.8 | 11.9 | 3.8 | 7.0 | 7.2 | 8.6 | 5.4 | 2.9 |
| 03 | 10.8 | 10.1 | 7.0 | 8.1 | | 22.9 | 11.7 | 14.7 | 11.8 | 3.9 | 6.7 | 7.1 | 8.9 | 5.5 | 3.0 |
| 04 | 10.8 | 10.2 | 6.9 | 8.2 | | 22.7 | 11.6 | 14.9 | 12.0 | 3.9 | 6.8 | 7.3 | 8.8 | 5.7 | 3.1 |
| 05 | 10.8 | 10.1 | 6.8 | 8.2 | | 22.9 | 11.6 | 14.8 | 12.2 | 3.9 | 6.7 | 7.2 | 8.8 | 5.7 | 3.1 |
| 06 | 10.7 | 10.1 | 6.8 | 8.2 | | 22.1 | 11.3 | 15.0 | 12.0 | 3.9 | 6.7 | 7.1 | 8.9 | 5.6 | |
| 07 | 10.6 | 10.2 | 7.0 | 8.2 | | 22.1 | 11.3 | 14.8 | 11.8 | 3.9 | 6.7 | 7.2 | 9.0 | 5.7 | |
| 08 | 10.6 | 10.2 | | 8.3 | | 22.2 | 11.3 | 14.9 | 11.6 | 3.8 | | 7.1 | 8.9 | 5.7 | |
| 0302 | Arbeitslosenquoten Männer saisonbereinigt | | | | | Unemployment rates men seasonally adjusted | | | | | Taux de chômage hommes désaisonné | | | | |
| | % | | | | | | | | | | | | | | |
| 1991 | 7.0 | 4.3 | 7.5 | 4.6 | 4.4 | 12.3 | 7.4 | 14.2 | 6.2 | 1.3 | 4.1 | 2.8 | 9.9 | 7.0 | 2.0 |
| 1992 | 8.1 | 5.3 | 8.3 | 5.2 | 5.0 | 14.5 | 8.3 | 15.1 | 6.5 | 1.7 | 4.3 | 3.6 | 11.9 | 7.8 | 2.1 |
| 1993 | 9.7 | 6.9 | 9.5 | 6.6 | 5.7 | 19.1 | 10.0 | 15.4 | 7.8 | 2.2 | 5.6 | 4.8 | 12.3 | 7.1 | 2.4 |
| 1994 | 10.0 | 8.0 | 7.4 | 7.2 | 6.0 | 19.7 | 10.4 | 14.8 | 8.9 | 3.0 | 6.3 | 6.1 | 11.2 | 6.2 | 2.8 |
| 1994 06 | 10.1 | 8.1 | 7.3 | 7.3 | 6.0 | 19.9 | 10.5 | 14.7 | 8.7 | 3.0 | 6.2 | 6.3 | 11.5 | 6.1 | 2.9 |
| 07 | 10.0 | 8.0 | 7.5 | 7.2 | | 19.6 | 10.4 | 14.7 | 8.9 | 3.0 | 6.2 | 6.3 | 11.3 | 6.3 | 2.9 |
| 08 | 10.0 | 8.0 | 7.3 | 7.2 | | 19.7 | 10.3 | 14.6 | 8.8 | 3.0 | 6.3 | 6.2 | 11.2 | 6.1 | 2.9 |
| 09 | 9.9 | 8.0 | 7.0 | 7.2 | | 19.6 | 10.3 | 14.6 | 9.1 | 3.0 | 6.2 | 6.2 | 10.9 | 5.9 | 3.0 |
| 10 | 9.8 | 8.0 | 6.8 | 7.1 | | 19.2 | 10.2 | 14.6 | 9.1 | 3.1 | 6.2 | 6.5 | 10.6 | 5.8 | 3.0 |
| 11 | 9.7 | 7.9 | 6.6 | 7.0 | | 19.1 | 10.0 | 14.5 | 9.2 | 3.0 | 6.0 | 6.5 | 10.4 | 5.6 | 2.8 |
| 12 | 9.6 | 7.9 | 6.5 | 7.0 | | 18.7 | 10.0 | 14.4 | 9.5 | 3.0 | 6.1 | 6.4 | 10.1 | 5.5 | 2.8 |
| 1995 01 | 9.5 | 8.0 | 6.4 | 7.0 | | 18.4 | 9.9 | 14.3 | 8.9 | 3.1 | 5.9 | 6.4 | 10.1 | 5.6 | 2.9 |
| 02 | 9.5 | 8.0 | 6.3 | 7.0 | | 18.3 | 9.8 | 14.3 | 9.2 | 3.1 | 6.1 | 6.5 | 10.0 | 5.3 | 2.9 |
| 03 | 9.5 | 8.0 | 6.1 | 7.0 | | 18.2 | 9.7 | 14.2 | 9.1 | 3.2 | 5.8 | 6.5 | 10.3 | 5.4 | 3.0 |
| 04 | 9.5 | 8.1 | 6.0 | 7.1 | | 18.0 | 9.6 | 14.3 | 9.3 | 3.2 | 5.8 | 6.6 | 10.2 | 5.6 | 3.1 |
| 05 | 9.6 | 8.1 | 5.9 | 7.1 | | 18.1 | 9.6 | 14.3 | 9.5 | 3.1 | 5.7 | 6.5 | 10.1 | 5.7 | 3.1 |
| 06 | 9.4 | 8.0 | 6.0 | 7.2 | | 17.5 | 9.3 | 14.4 | 9.3 | 3.2 | 5.8 | 6.5 | 10.3 | 5.5 | |
| 07 | 9.4 | 8.0 | 6.1 | 7.2 | | 17.4 | 9.3 | 14.3 | 9.0 | 3.1 | 5.7 | 6.6 | 10.3 | 5.6 | |
| 08 | 9.4 | 8.1 | | 7.2 | | 17.6 | 9.4 | 14.3 | 8.8 | 3.0 | | 6.6 | 10.2 | 5.7 | |

ARBEITSLOSIGKEIT

UNEMPLOYMENT

CHOMAGE

| | EUR | B | DK | D | GR | E | F | IRL | I | L | NL | P | UK | USA | JAP |
|-------------|---|------|------|------|------|--|------|------|------|-----|---|------|------|------|-----|
| 0303 | Arbeitslosenquoten Frauen saisonbereinigt | | | | | Unemployment rates women seasonally adjusted | | | | | Taux de chômage femmes désaisonné | | | | |
| | % | | | | | | | | | | | | | | |
| 1991 | 10.0 | 10.0 | 9.5 | 7.0 | 11.8 | 23.9 | 12.1 | 15.9 | 13.2 | 2.3 | 8.4 | 5.4 | 7.4 | 6.3 | 2.2 |
| 1992 | 10.9 | 10.2 | 10.1 | 8.5 | 13.0 | 25.6 | 13.0 | 16.0 | 13.3 | 2.8 | 7.6 | 5.0 | 7.8 | 6.9 | 2.2 |
| 1993 | 12.2 | 11.8 | 10.8 | 9.6 | 13.6 | 29.3 | 13.8 | 16.2 | 14.8 | 3.4 | 7.9 | 6.8 | 8.1 | 6.5 | 2.6 |
| 1994 | 12.7 | 13.0 | 9.1 | 10.1 | 13.7 | 31.4 | 14.5 | 15.8 | 15.8 | 4.4 | 8.2 | 8.0 | 7.5 | 6.0 | 3.0 |
| 1994 06 | 12.7 | 13.1 | 9.1 | 10.2 | 13.7 | 31.6 | 14.6 | 15.7 | 15.1 | 4.3 | 8.1 | 8.0 | 7.5 | 6.1 | 2.8 |
| 07 | 12.7 | 13.0 | 9.2 | 10.1 | | 31.6 | 14.5 | 15.5 | 15.7 | 4.3 | 8.0 | 8.0 | 7.4 | 5.9 | 3.0 |
| 08 | 12.8 | 13.1 | 9.0 | 10.0 | | 31.6 | 14.5 | 15.6 | 16.2 | 4.1 | 8.2 | 7.9 | 7.3 | 6.0 | 3.2 |
| 09 | 12.7 | 13.2 | 8.7 | 9.9 | | 31.6 | 14.5 | 15.7 | 15.9 | 4.6 | 8.2 | 7.9 | 7.4 | 5.9 | 2.9 |
| 10 | 12.7 | 13.1 | 8.5 | 9.8 | | 31.5 | 14.4 | 15.8 | 16.3 | 4.8 | 8.4 | 8.2 | 7.3 | 5.7 | 3.0 |
| 11 | 12.7 | 13.1 | 8.4 | 9.7 | | 31.5 | 14.4 | 15.8 | 16.5 | 4.8 | 8.4 | 8.3 | 7.1 | 5.7 | 2.9 |
| 12 | 12.7 | 13.0 | 8.3 | 9.7 | | 31.3 | 14.3 | 15.9 | 16.8 | 5.0 | 8.4 | 8.2 | 7.0 | 5.4 | 2.8 |
| 1995 01 | 12.6 | 13.1 | 8.2 | 9.6 | | 31.0 | 14.2 | 15.6 | 16.5 | 4.9 | 8.2 | 8.5 | 7.0 | 5.6 | 2.9 |
| 02 | 12.5 | 13.1 | 8.1 | 9.6 | | 31.1 | 14.1 | 15.7 | 16.5 | 4.9 | 8.1 | 8.2 | 6.9 | 5.5 | 3.0 |
| 03 | 12.5 | 13.1 | 8.0 | 9.6 | | 30.6 | 14.0 | 15.7 | 16.4 | 5.0 | 8.1 | 8.0 | 7.2 | 5.6 | 3.1 |
| 04 | 12.5 | 13.2 | 7.9 | 9.6 | | 30.3 | 14.0 | 15.8 | 16.6 | 4.9 | 8.1 | 8.1 | 7.1 | 5.8 | 3.2 |
| 05 | 12.5 | 13.1 | 7.8 | 9.6 | | 30.6 | 13.9 | 15.8 | 16.7 | 5.2 | 8.2 | 8.0 | 7.2 | 5.6 | 3.2 |
| 06 | 12.4 | 13.1 | 7.8 | 9.6 | | 29.7 | 13.7 | 16.0 | 16.7 | 5.2 | 8.1 | 7.9 | 7.1 | 5.7 | |
| 07 | 12.4 | 13.2 | 8.0 | 9.6 | | 29.7 | 13.6 | 15.7 | 16.5 | 5.2 | 8.1 | 8.0 | 7.2 | 5.8 | |
| 08 | 12.4 | 13.3 | | 9.7 | | 29.8 | 13.6 | 15.9 | 16.2 | 5.2 | | 7.8 | 7.2 | 5.7 | |
| 0304 | Arbeitslosenquoten unter 25 Jahren insgesamt saisonbereinigt | | | | | Unemployment rates under 25 years total seasonally adjusted | | | | | Taux de chômage moins de 25 ans total désaisonné | | | | |
| | % | | | | | | | | | | | | | | |
| 1991 | 16.1 | 14.9 | 11.6 | 5.9 | 22.9 | 31.1 | 21.5 | 22.4 | 26.1 | 3.2 | 8.3 | 8.8 | 14.3 | 13.4 | 4.4 |
| 1992 | 17.9 | 16.2 | 12.7 | 6.4 | 25.1 | 34.6 | 23.3 | 24.4 | 27.2 | 4.0 | 8.5 | 10.1 | 16.7 | 14.2 | 4.5 |
| 1993 | 21.1 | 21.8 | 13.7 | 7.9 | 26.8 | 43.4 | 27.3 | 25.3 | 30.4 | 5.4 | 11.1 | 12.9 | 17.9 | 13.3 | 5.1 |
| 1994 | 21.8 | 24.1 | 10.7 | 8.6 | 27.7 | 45.0 | 29.1 | 24.0 | 32.3 | 7.7 | 10.7 | 15.2 | 17.0 | 12.5 | 5.5 |
| 1994 06 | 21.8 | 24.4 | 10.5 | 8.8 | 27.7 | 45.3 | 29.5 | 23.6 | 32.0 | 7.8 | 10.3 | 14.6 | 17.3 | 12.3 | 5.5 |
| 07 | 21.6 | 23.8 | 10.8 | 8.7 | | 44.9 | 29.0 | 23.0 | 31.8 | 7.7 | 10.1 | 14.6 | 17.3 | 12.4 | 5.5 |
| 08 | 21.6 | 23.9 | 10.4 | 8.6 | | 44.8 | 29.0 | 23.0 | 32.2 | 7.9 | 10.4 | 14.8 | 17.0 | 12.6 | 5.4 |
| 09 | 21.5 | 23.8 | 10.1 | 8.4 | | 44.7 | 28.9 | 23.5 | 32.6 | 7.9 | 10.2 | 15.4 | 16.5 | 12.1 | 5.8 |
| 10 | 21.6 | 23.8 | 9.9 | 8.2 | | 44.5 | 28.8 | 24.0 | 33.0 | 7.9 | 10.6 | 16.3 | 16.6 | 11.8 | 6.1 |
| 11 | 21.5 | 23.6 | 9.6 | 8.0 | | 44.4 | 28.6 | 24.5 | 33.1 | 7.4 | 10.3 | 16.7 | 16.4 | 11.5 | 5.3 |
| 12 | 21.4 | 23.3 | 9.5 | 8.0 | | 43.9 | 28.6 | 23.5 | 33.4 | 7.9 | 10.6 | 16.4 | 16.2 | 11.5 | 5.0 |
| 1995 01 | 21.2 | 23.4 | 9.2 | 8.0 | | 43.1 | 28.4 | 23.1 | 33.5 | 8.0 | 10.0 | 16.7 | 16.0 | 11.4 | 5.7 |
| 02 | 21.2 | 23.6 | 9.0 | 7.9 | | 42.9 | 28.1 | 23.0 | 33.8 | 8.0 | 10.3 | 16.4 | 15.9 | 11.5 | 5.7 |
| 03 | 21.0 | 23.8 | 8.8 | 7.9 | | 42.6 | 27.9 | 22.7 | 33.6 | 8.0 | 9.7 | 16.1 | 16.3 | 11.8 | 5.7 |
| 04 | 21.1 | 24.1 | 8.6 | 7.9 | | 41.9 | 27.6 | 23.0 | 34.1 | 7.9 | 9.8 | 16.9 | 16.2 | 11.8 | 6.1 |
| 05 | 21.3 | 23.9 | 8.5 | 7.8 | | 42.3 | 27.5 | 22.7 | 34.7 | 8.1 | 9.5 | 16.7 | 16.5 | 11.9 | 5.6 |
| 06 | 20.7 | 23.6 | 8.5 | 8.0 | | 40.2 | 26.8 | 22.6 | 34.1 | 8.5 | 9.4 | 16.6 | 16.7 | 11.8 | |
| 07 | 20.6 | 23.6 | 8.3 | 8.1 | | 39.9 | 26.2 | 21.9 | 33.2 | 8.1 | 8.8 | 17.0 | 17.4 | 12.4 | |
| 08 | 20.6 | 23.7 | | 8.2 | | 40.3 | 26.5 | 22.0 | 32.3 | 8.1 | | 16.9 | 17.2 | 12.8 | |

ARBEITSLOSIGKEIT

UNEMPLOYMENT

CHOMAGE

| | EUR | B | DK | D | GR | E | F | IRL | I | L | NL | P | UK | USA | JAP |
|-------------|--|------|------|-----|------|--|------|------|------|-----|--|------|------|------|-----|
| 0305 | Arbeitslosenquoten Männer unter 25 Jahren saisonbereinigt | | | | | Unemployment rates under 25 years men seasonally adjusted | | | | | Taux de chômage hommes moins de 25 ans désaisonnalisé | | | | |
| | % | | | | | | | | | | | | | | |
| 1991 | 14.9 | 11.9 | 11.0 | 5.4 | 16.0 | 25.7 | 18.1 | 23.7 | 22.7 | 3.3 | 7.4 | 6.8 | 16.6 | 14.3 | 4.7 |
| 1992 | 17.1 | 14.3 | 12.2 | 5.8 | 17.4 | 29.9 | 20.1 | 25.8 | 23.5 | 4.2 | 8.5 | 9.1 | 19.7 | 15.3 | 4.7 |
| 1993 | 20.7 | 20.7 | 13.4 | 7.8 | 18.9 | 40.0 | 25.1 | 27.1 | 26.6 | 5.2 | 12.0 | 10.8 | 21.0 | 14.3 | 4.9 |
| 1994 | 21.2 | 22.6 | 10.6 | 8.7 | 19.7 | 40.9 | 26.2 | 25.5 | 29.0 | 8.0 | 11.9 | 13.6 | 19.7 | 13.2 | 5.7 |
| 1994 06 | 21.3 | 22.9 | 10.4 | 9.0 | 19.8 | 41.3 | 26.8 | 25.1 | 28.7 | 8.1 | 11.2 | 13.1 | 20.2 | 13.0 | 6.0 |
| 07 | 21.0 | 22.3 | 10.8 | 8.9 | | 40.4 | 26.1 | 24.8 | 28.6 | 8.5 | 10.9 | 13.2 | 20.1 | 13.4 | 5.6 |
| 08 | 20.9 | 22.2 | 10.3 | 8.7 | | 40.4 | 26.0 | 24.7 | 28.8 | 8.6 | 10.6 | 13.4 | 19.8 | 13.3 | 5.5 |
| 09 | 20.8 | 22.1 | 10.0 | 8.5 | | 40.1 | 25.8 | 24.9 | 29.4 | 8.6 | 10.6 | 14.3 | 19.4 | 12.7 | 6.3 |
| 10 | 20.8 | 22.1 | 9.8 | 8.2 | | 39.4 | 25.4 | 25.3 | 29.5 | 8.5 | 11.4 | 15.2 | 19.3 | 12.4 | 6.7 |
| 11 | 20.6 | 21.8 | 9.6 | 8.1 | | 39.4 | 25.0 | 25.9 | 29.6 | 7.6 | 10.7 | 15.8 | 19.0 | 12.1 | 5.4 |
| 12 | 20.4 | 21.6 | 9.4 | 8.0 | | 38.6 | 24.8 | 24.6 | 30.1 | 8.2 | 11.1 | 15.6 | 18.6 | 12.1 | 5.1 |
| 1995 01 | 20.2 | 21.7 | 9.1 | 8.1 | | 37.6 | 24.6 | 24.4 | 29.9 | 8.3 | 10.3 | 15.6 | 18.5 | 11.9 | 5.9 |
| 02 | 20.1 | 22.0 | 8.9 | 8.1 | | 37.5 | 24.2 | 24.2 | 30.2 | 8.1 | 10.8 | 15.6 | 18.4 | 11.7 | 5.8 |
| 03 | 20.0 | 22.3 | 8.6 | 8.1 | | 37.3 | 23.9 | 24.0 | 29.8 | 7.9 | 10.2 | 15.5 | 18.6 | 11.8 | 5.7 |
| 04 | 19.9 | 22.6 | 8.3 | 8.2 | | 36.4 | 23.4 | 24.3 | 29.7 | 7.8 | 10.7 | 16.3 | 18.4 | 11.9 | 6.0 |
| 05 | 20.1 | 22.5 | 8.3 | 8.1 | | 36.9 | 23.5 | 24.0 | 29.6 | 7.7 | 10.5 | 16.1 | 18.6 | 12.1 | 5.5 |
| 06 | 19.5 | 22.2 | 8.3 | 8.2 | | 34.7 | 22.5 | 23.9 | 29.4 | 8.5 | 10.0 | 15.9 | 19.1 | 12.2 | |
| 07 | 19.3 | 22.0 | 8.2 | 8.3 | | 34.4 | 22.1 | 23.5 | 28.6 | 7.9 | 8.9 | 16.5 | 19.8 | 12.5 | |
| 08 | 19.5 | 22.1 | | 8.5 | | 35.4 | 22.5 | 23.4 | 27.8 | 8.2 | | 16.6 | 19.7 | 13.9 | |
| 0306 | Arbeitslosenquoten Frauen unter 25 Jahren saisonbereinigt | | | | | Unemployment rates under 25 years women seasonally adjusted | | | | | Taux de chômage femmes moins de 25 ans désaisonnalisé | | | | |
| | % | | | | | | | | | | | | | | |
| 1991 | 17.4 | 18.0 | 12.2 | 6.3 | 31.3 | 37.9 | 25.0 | 20.9 | 30.4 | 3.1 | 9.1 | 11.1 | 11.6 | 12.4 | 4.2 |
| 1992 | 18.9 | 18.2 | 13.2 | 7.0 | 34.3 | 40.6 | 26.8 | 22.8 | 31.8 | 3.7 | 8.6 | 11.2 | 13.0 | 13.0 | 4.2 |
| 1993 | 21.7 | 23.0 | 14.1 | 8.1 | 36.1 | 47.6 | 29.7 | 23.3 | 35.2 | 5.6 | 10.1 | 15.3 | 14.2 | 12.2 | 5.2 |
| 1994 | 22.5 | 25.8 | 10.8 | 8.4 | 36.9 | 50.1 | 32.1 | 22.2 | 36.5 | 7.3 | 9.5 | 17.0 | 13.6 | 11.6 | 5.4 |
| 1994 06 | 22.5 | 26.2 | 10.6 | 8.6 | 36.9 | 50.2 | 32.2 | 21.8 | 36.1 | 7.3 | 9.3 | 16.5 | 13.7 | 11.6 | 4.9 |
| 07 | 22.4 | 25.5 | 10.9 | 8.5 | | 50.5 | 32.1 | 21.0 | 35.9 | 6.8 | 9.3 | 16.4 | 13.9 | 11.3 | 5.4 |
| 08 | 22.4 | 25.8 | 10.4 | 8.5 | | 50.3 | 32.2 | 21.1 | 36.4 | 7.2 | 10.1 | 16.4 | 13.6 | 11.8 | 5.3 |
| 09 | 22.3 | 25.9 | 10.2 | 8.3 | | 50.2 | 32.3 | 21.8 | 36.7 | 7.1 | 9.9 | 16.7 | 12.8 | 11.5 | 5.3 |
| 10 | 22.5 | 25.8 | 10.0 | 8.1 | | 50.6 | 32.4 | 22.5 | 37.3 | 7.2 | 9.9 | 17.5 | 13.3 | 11.1 | 5.5 |
| 11 | 22.5 | 25.5 | 9.7 | 8.0 | | 50.4 | 32.5 | 22.8 | 37.5 | 7.3 | 9.8 | 17.8 | 13.1 | 10.9 | 5.1 |
| 12 | 22.5 | 25.3 | 9.5 | 7.9 | | 50.2 | 32.5 | 22.1 | 37.7 | 7.6 | 10.0 | 17.3 | 13.2 | 10.8 | 5.0 |
| 1995 01 | 22.4 | 25.3 | 9.2 | 7.7 | | 49.5 | 32.4 | 21.5 | 38.1 | 7.7 | 9.7 | 17.9 | 13.0 | 10.8 | 5.5 |
| 02 | 22.4 | 25.5 | 9.1 | 7.7 | | 49.4 | 32.4 | 21.7 | 38.3 | 7.8 | 9.8 | 17.4 | 12.9 | 11.2 | 5.7 |
| 03 | 22.2 | 25.6 | 9.0 | 7.7 | | 48.8 | 32.3 | 21.2 | 38.3 | 8.1 | 9.1 | 16.8 | 13.5 | 11.8 | 5.8 |
| 04 | 22.4 | 25.9 | 8.8 | 7.6 | | 48.4 | 32.0 | 21.5 | 39.6 | 8.0 | 8.9 | 17.7 | 13.4 | 11.7 | 6.3 |
| 05 | 22.7 | 25.5 | 8.7 | 7.5 | | 48.7 | 31.8 | 21.2 | 40.9 | 8.4 | 8.4 | 17.5 | 13.8 | 11.5 | 5.7 |
| 06 | 22.0 | 25.3 | 8.6 | 7.7 | | 46.7 | 31.3 | 21.0 | 39.9 | 8.5 | 8.8 | 17.4 | 13.8 | 11.4 | |
| 07 | 22.0 | 25.4 | 8.4 | 7.8 | | 46.5 | 30.7 | 20.1 | 38.9 | 8.3 | 8.6 | 17.6 | 14.6 | 12.3 | |
| 08 | 21.8 | 25.6 | | 7.9 | | 46.3 | 30.8 | 20.4 | 37.9 | 8.0 | | 17.4 | 14.3 | 11.6 | |

ARBEITSLOSIGKEIT

UNEMPLOYMENT

CHOMAGE

| | EUR | B | DK | D | GR | E | F | IRL | I | L | NL | P | UK | |
|-------------|--|-------|--------|--------|--|--------|--------|--------|--------|--|-------|--------|--------|--|
| 0307 | Bei den Arbeitsämtern eingetragene Personen insgesamt | | | | Number of persons registered at unemployment offices total | | | | | Nombre de personnes inscrites dans les bureaux de placement total | | | | |
| | <i>1000</i> | | | | | | | | | | | | | |
| 1991 | 15987.8 | 429.5 | 291.6 | 2616.5 | 173.3 | 2289.0 | 2586.1 | 253.9 | 4427.2 | 2.3 | 334.5 | 293.3 | 2291.9 | |
| 1992 | 17195.1 | 472.9 | 312.7 | 2993.5 | 185.3 | 2259.9 | 2776.5 | 283.1 | 4475.3 | 2.7 | 336.0 | 317.6 | 2778.6 | |
| 1993 | 18900.1 | 549.7 | 343.5 | 3442.6 | 175.9 | 2538.0 | 2999.1 | 294.3 | 4870.2 | 3.5 | 414.8 | 347.1 | 2919.2 | |
| 1994 | 19633.2 | 588.7 | 337.8 | 3692.7 | 179.8 | 2647.1 | 3094.0 | 282.4 | 5296.5 | 4.6 | 486.3 | 396.0 | 2628.3 | |
| 1994 07 | 19355.6 | 601.3 | 330.0 | 3706.5 | 166.9 | 2560.0 | 2975.8 | 283.7 | 5244.6 | 4.1 | 470.0 | 386.6 | 2625.9 | |
| 08 | 19448.0 | 622.3 | 331.0 | 3635.7 | 161.8 | 2530.9 | 3056.8 | 283.0 | 5333.8 | 4.3 | 484.0 | 383.6 | 2620.9 | |
| 09 | 19502.7 | 616.7 | 317.4 | 3493.3 | 150.9 | 2561.7 | 3131.9 | 276.5 | 5511.5 | 4.8 | 484.0 | 390.3 | 2563.5 | |
| 10 | 19431.9 | 606.5 | 308.3 | 3447.4 | 159.9 | 2590.4 | 3162.6 | 272.7 | 5547.2 | 5.0 | 490.0 | 402.8 | 2439.2 | |
| 11 | 19304.7 | 595.1 | 304.1 | 3430.4 | 195.6 | 2599.9 | 3145.8 | 271.9 | 5457.2 | 5.1 | 480.0 | 411.9 | 2407.6 | |
| 12 | 19394.4 | 598.6 | 303.8 | 3559.7 | 209.1 | 2556.8 | 3158.7 | 280.2 | 5419.0 | 5.1 | 492.0 | 410.2 | 2401.1 | |
| 1995 01 | 599.9 | 325.2 | 3850.0 | 218.5 | 2586.4 | 3204.3 | 281.7 | 5290.0 | 5.6 | 484.0 | 424.0 | 2486.9 | | |
| 02 | 591.6 | 322.3 | 3827.0 | 211.7 | 2575.9 | 3140.9 | 280.5 | 5511.0 | 5.5 | 499.0 | 429.7 | 2441.3 | | |
| 03 | 575.5 | 313.3 | 3673.9 | 197.7 | 2547.1 | 3050.9 | 276.6 | 5520.0 | 5.4 | 477.0 | 429.9 | 2380.7 | | |
| 04 | 567.2 | 295.7 | 3604.7 | 173.0 | 2499.1 | 2969.0 | 276.0 | 5514.0 | 5.0 | 465.0 | 430.4 | 2357.5 | | |
| 05 | 555.3 | 276.5 | 3461.1 | 150.8 | 2459.7 | 2888.2 | 269.0 | 5350.0 | 4.8 | 447.0 | 423.7 | 2302.3 | | |
| 06 | 555.3 | 270.1 | 3456.9 | 154.7 | 2429.7 | 2772.7 | 276.1 | 5090.0 | 4.7 | 445.0 | 419.3 | 2254.5 | | |
| 07 | 608.2 | 277.4 | 3590.5 | 155.4 | 2364.3 | 2819.3 | 280.2 | 4890.0 | 4.6 | 453.0 | 421.1 | 2336.2 | | |
| 08 | 630.9 | | 3578.1 | 155.0 | 2346.5 | 2900.7 | 281.1 | 4853.0 | 4.7 | | 420.5 | 2350.2 | | |
| 09 | | | | | | | 276.2 | | | | | | | |
| 0308 | Bei den Arbeitsämtern eingetragene Personen unter 25 Jahren | | | | Number of persons registered at unemployment offices under 25 years | | | | | Nombre de personnes inscrites dans les bureaux de placement moins de 25 ans | | | | |
| | <i>1000</i> | | | | | | | | | | | | | |
| 1991 | 4627.2 | 116.3 | 59.4 | 404.5 | 47.9 | 686.7 | 614.0 | 72.2 | 1766.8 | 0.5 | 73.8 | 87.9 | 697.9 | |
| 1992 | 4721.3 | 124.7 | 59.9 | 408.0 | 51.4 | 678.4 | 627.6 | 84.7 | 1699.2 | 0.7 | 76.3 | 87.7 | 822.2 | |
| 1993 | 5112.9 | 142.7 | 60.6 | 456.2 | 48.6 | 787.3 | 669.7 | 86.2 | 1831.6 | 1.0 | 99.8 | 96.3 | 832.0 | |
| 1994 | 5140.3 | 145.6 | 55.9 | 464.0 | 49.8 | 778.4 | 664.6 | 80.0 | 1958.9 | 1.3 | 104.5 | 105.6 | 732.3 | |
| 1994 07 | 4993.8 | 152.8 | 53.2 | 493.6 | 46.9 | 732.9 | 603.3 | 79.5 | 1863.6 | 1.0 | 101.0 | 102.6 | 763.4 | |
| 08 | 5145.0 | 166.3 | 56.4 | 479.4 | 44.7 | 720.3 | 652.2 | 79.5 | 1971.7 | 1.1 | 106.0 | 101.2 | 766.3 | |
| 09 | 5237.0 | 165.2 | 54.2 | 444.8 | 41.9 | 742.1 | 729.5 | 78.0 | 2042.3 | 1.4 | 101.0 | 103.3 | 733.3 | |
| 10 | 5198.6 | 158.0 | 51.9 | 411.9 | 44.7 | 752.0 | 754.6 | 77.0 | 2052.1 | 1.4 | 101.0 | 107.0 | 687.0 | |
| 11 | 5139.3 | 149.6 | 49.5 | 401.4 | 54.6 | 756.4 | 750.0 | 79.7 | 2022.6 | 1.4 | 96.0 | 110.0 | 668.0 | |
| 12 | 5072.7 | 146.9 | 48.5 | 416.2 | 58.0 | 724.6 | 747.4 | 77.3 | 1981.4 | 1.4 | 102.0 | 107.7 | 661.3 | |
| 1995 01 | 143.3 | 51.6 | 457.2 | 60.3 | 732.1 | 632.5 | 77.6 | 1967.0 | 1.5 | 98.0 | 110.2 | 672.5 | | |
| 02 | 137.5 | 50.8 | 466.4 | 58.2 | 732.5 | 608.5 | 77.1 | 2050.0 | 1.5 | 101.0 | 111.0 | 665.0 | | |
| 03 | 129.9 | 48.9 | 440.2 | 54.5 | 718.7 | 579.5 | 74.2 | 2070.0 | 1.4 | 93.0 | 110.3 | 642.3 | | |
| 04 | 123.5 | 45.7 | 418.0 | 48.0 | 692.8 | 543.6 | 74.4 | 2068.0 | 1.2 | 89.0 | 110.1 | 622.3 | | |
| 05 | 115.6 | 41.2 | 384.2 | 42.2 | 677.0 | 521.9 | 71.1 | 2050.0 | 1.1 | 86.0 | 108.1 | 617.4 | | |
| 06 | 114.5 | 39.1 | 399.3 | 43.5 | 669.2 | 497.1 | 73.5 | 1919.0 | 1.1 | 86.0 | 108.1 | 601.4 | | |
| 07 | 150.6 | 39.5 | 455.0 | 46.9 | 637.0 | 518.9 | 74.1 | 1816.0 | 1.1 | 86.0 | 110.6 | 672.0 | | |
| 08 | 164.4 | | 457.0 | 46.2 | 637.0 | 570.2 | 74.4 | 1810.0 | 1.2 | | 111.2 | 679.0 | | |
| 09 | | | | | | | 74.3 | | | | | | | |

ARBEITSLOSIGKEIT

UNEMPLOYMENT

CHOMAGE

| | EUR | B | DK | D | GR | E | F | IRL | I | L | NL | P | UK | |
|-------------|--|-------|-------|--------|---|--------|--------|-------|---|-----|-------|-------|-------|--|
| 0309 | Bei den Arbeitsämtern eingetragene Frauen | | | | Number of women registered at unemployment offices | | | | Nombre de femmes inscrites dans les bureaux de placement | | | | | |
| | <i>1000</i> | | | | | | | | | | | | | |
| 1991 | 7881.7 | 251.5 | 157.0 | 1331.3 | 89.3 | 1380.7 | 1380.7 | 83.5 | 2315.6 | 0.9 | 144.8 | 192.2 | 554.9 | |
| 1992 | 8334.3 | 273.8 | 166.8 | 1574.1 | 95.3 | 1305.7 | 1436.3 | 96.0 | 2391.3 | 1.2 | 141.0 | 199.4 | 652.6 | |
| 1993 | 8895.7 | 312.2 | 177.5 | 1737.0 | 88.0 | 1345.1 | 1482.7 | 100.5 | 2586.6 | 1.5 | 174.8 | 206.5 | 683.1 | |
| 1994 | 9282.9 | 331.6 | 176.7 | 1831.6 | 92.4 | 1363.6 | 1555.6 | 98.0 | 2785.3 | 1.9 | 203.8 | 224.4 | 618.4 | |
| 1994 07 | 2485.7 | 83.2 | 28.5 | 234.2 | 29.2 | 424.1 | 335.4 | 33.3 | 966.1 | 0.5 | 46.0 | 63.5 | 241.8 | |
| 08 | 2572.3 | 90.6 | 30.4 | 232.1 | 27.8 | 415.6 | 361.0 | 33.1 | 1020.0 | 0.5 | 53.0 | 62.6 | 245.5 | |
| 09 | 2636.0 | 89.7 | 29.7 | 216.8 | 26.4 | 430.8 | 404.1 | 32.6 | 1059.5 | 0.7 | 51.0 | 64.1 | 230.6 | |
| 10 | 2624.1 | 85.1 | 28.4 | 203.6 | 28.2 | 438.2 | 413.3 | 32.2 | 1066.9 | 0.7 | 48.0 | 66.4 | 213.2 | |
| 11 | 2607.6 | 80.4 | 26.8 | 195.9 | 34.0 | 438.0 | 407.2 | 32.6 | 1075.1 | 0.7 | 44.0 | 68.0 | 204.9 | |
| 12 | 2543.1 | 78.6 | 25.6 | 194.2 | 35.5 | 417.6 | 398.6 | 32.1 | 1048.4 | 0.6 | 47.0 | 66.3 | 198.6 | |
| 1995 01 | | 76.4 | 26.4 | 202.6 | 35.9 | 422.6 | 334.8 | 31.8 | 1028.0 | 0.7 | 45.0 | 67.5 | 200.6 | |
| 02 | | 73.4 | 26.0 | 201.1 | 34.2 | 423.7 | 323.4 | 31.9 | 1060.0 | 0.7 | 48.0 | 67.9 | 198.8 | |
| 03 | | 69.2 | 25.3 | 191.5 | 32.6 | 419.7 | 309.4 | 30.2 | 1071.0 | 0.7 | 40.0 | 67.3 | 190.8 | |
| 04 | | 66.1 | 23.8 | 184.4 | 28.9 | 406.0 | 294.4 | 30.3 | 1079.0 | 0.6 | 38.0 | 67.2 | 184.0 | |
| 05 | | 62.2 | 21.9 | 171.7 | 25.4 | 397.6 | 283.4 | 29.5 | 1077.0 | 0.6 | 37.0 | 65.8 | 183.7 | |
| 06 | | 62.4 | 21.0 | 183.7 | 27.1 | 395.5 | 280.0 | 30.8 | 988.0 | 0.6 | 40.0 | 65.7 | 179.2 | |
| 07 | | 82.3 | 21.2 | 212.2 | 29.4 | 379.8 | 294.4 | 31.2 | 948.0 | 0.6 | 42.0 | 67.0 | 216.3 | |
| 08 | | 89.4 | | 216.0 | 29.1 | 372.1 | 319.6 | 31.3 | 945.0 | 0.6 | | 67.1 | 221.0 | |
| 09 | | | | | | | | 30.9 | | | | | | |

INDUSTRIELLE PRODUKTION

INDUSTRIAL PRODUCTION

PRODUCTION INDUSTRIELLE

| | EUR | B | DK | D(*) | GR | E | F | IRL | I | L | NL | P | UK | USA | JAP |
|-------------|---|-------|-------|-------|--|-------|-------|-------|-------|-------|--|-------|-------|-------|------|
| 0401 | Industrie NACE Rev.1 C-E brutto | | | | Industry NACE Rev.1 C-E gross | | | | | | Industrie NACE Rev.1 C-E Brut | | | | |
| | <i>1990 = 100</i> | | | | | | | | | | | | | | |
| 1991 | 99.3 | 98.2 | 100.2 | 100.0 | 98.6 | 99.2 | 100.2 | 103.3 | 99.1 | 100.4 | 101.7 | 101.3 | 96.4 | 98.3 | |
| 1992 | 98.2 | 98.1 | 103.1 | 97.7 | 97.7 | 96.0 | 99.3 | 112.7 | 97.8 | 99.6 | 101.4 | 99.6 | 96.1 | 101.5 | |
| 1993 | 95.0 | 93.0 | 100.4 | 90.5 | 94.8 | 91.8 | 95.9 | 119.1 | 95.7 | 95.3 | 99.6 | 95.2 | 98.4 | 105.7 | |
| 1994 | 99.5 | 94.9 | 111.2 | 93.9 | 95.7 | 98.7 | 99.9 | 133.3 | 101.7 | 100.8 | 102.5 | 95.0 | 103.4 | 111.4 | |
| | <i>1990 = 100</i> | | | | | | | | | | | | | | |
| 1994 06 | 102.2 | 99.5 | 123.7 | 96.0 | 101.6 | 104.6 | 102.5 | 141.5 | 108.7 | 106.4 | 100.9 | 98.6 | 102.1 | 113.5 | |
| 07 | 96.3 | 69.3 | 87.7 | 89.4 | 101.1 | 103.0 | 98.0 | 120.7 | 108.8 | 97.3 | 87.5 | 98.9 | 96.0 | 110.2 | |
| 08 | 77.6 | 85.3 | 111.5 | 84.8 | 89.8 | 62.4 | 75.8 | 118.7 | 50.8 | 83.2 | 85.2 | 68.3 | 93.5 | 115.0 | |
| 09 | 104.2 | 98.9 | 120.9 | 100.5 | 109.7 | 104.3 | 102.1 | 132.1 | 109.2 | 100.5 | 100.8 | 100.4 | 106.4 | 115.2 | |
| 10 | 106.0 | 100.1 | 116.7 | 102.0 | 99.4 | 104.8 | 104.6 | 143.2 | 109.2 | 102.1 | 110.9 | 97.1 | 109.3 | 114.4 | |
| 11 | 108.2 | 103.2 | 118.2 | 101.9 | 98.6 | 109.3 | 109.3 | 145.0 | 112.3 | 104.9 | 109.4 | 99.0 | 111.9 | 112.7 | |
| 12 | 101.3 | 85.6 | 115.4 | 97.3 | 91.1 | 97.6 | 103.1 | 143.5 | 103.2 | 94.4 | 112.8 | 93.2 | 103.6 | 112.5 | |
| 1995 01 | 100.0 | 96.2 | 109.6 | 88.5 | 87.5 | 102.7 | 109.9 | 137.3 | 101.9 | 99.3 | 108.3 | 102.6 | 102.9 | 113.1 | |
| 02 | 104.1 | | 115.2 | 91.0 | 92.5 | 109.1 | 107.8 | 145.5 | 113.4 | 106.2 | 107.3 | 101.9 | 108.7 | 114.3 | |
| 03 | 109.3 | | 123.0 | 100.9 | 95.2 | 109.4 | 110.0 | 159.6 | 114.3 | 104.2 | 110.8 | 102.4 | 116.8 | 114.5 | |
| 04 | 103.7 | | 113.6 | 93.8 | 92.2 | 106.3 | 106.0 | 158.5 | 113.2 | 107.8 | 106.0 | 99.1 | 104.9 | 111.9 | |
| 05 | 103.4 | | 114.6 | 93.8 | 96.5 | 108.8 | 105.3 | 160.9 | 113.3 | 107.8 | 101.4 | 100.8 | 103.2 | 112.9 | |
| 06 | 105.2 | | 127.0 | 96.7 | 102.3 | 112.0 | 106.5 | 159.8 | 114.1 | 116.3 | 105.0 | 100.4 | 103.2 | 116.5 | |
| 07 | 99.8 | | 87.8 | 92.9 | 103.3 | 106.9 | 99.9 | | 113.5 | | | 100.0 | 99.0 | 113.3 | |
| 08 | | | 115.3 | | | | 77.7 | | 55.7 | | | | 95.3 | 118.7 | |
| 0402 | Industrie NACE Rev.1 C-E saisonbereinigt | | | | Industry NACE Rev.1 C-E seasonally adjusted | | | | | | Industrie NACE Rev.1 C-E désaisonné | | | | |
| | <i>1990 = 100</i> | | | | | | | | | | | | | | |
| 1994 06 | 99.5 | 94.5 | 111.6 | 95.2 | 97.2 | 97.8 | 100.6 | 133.8 | 101.4 | 98.1 | 102.3 | 94.7 | 103.1 | 111.3 | 93.0 |
| 07 | 100.0 | 92.2 | 114.6 | 94.1 | 98.5 | 99.4 | 101.6 | 131.3 | 104.1 | 97.8 | 102.9 | 95.1 | 103.5 | 111.5 | 92.6 |
| 08 | 101.3 | 94.1 | 109.9 | 94.5 | 96.5 | 101.7 | 102.9 | 139.0 | 107.9 | 106.8 | 103.3 | 98.9 | 104.5 | 112.4 | 95.4 |
| 09 | 100.6 | 94.3 | 111.3 | 95.5 | 98.2 | 99.8 | 102.2 | 131.6 | 101.9 | 99.4 | 103.2 | 96.6 | 105.0 | 112.2 | 93.6 |
| 10 | 100.2 | 95.9 | 110.8 | 93.7 | 95.1 | 100.1 | 101.9 | 139.5 | 102.5 | 99.4 | 104.6 | 95.2 | 104.5 | 112.7 | 93.9 |
| 11 | 101.0 | 96.1 | 112.4 | 95.8 | 95.3 | 101.5 | 102.5 | 138.7 | 103.1 | 101.4 | 100.9 | 95.1 | 103.8 | 113.5 | 95.8 |
| 12 | 103.0 | 93.2 | 119.7 | 97.4 | 94.0 | 103.6 | 103.4 | 146.0 | 108.4 | 100.4 | 105.3 | 94.8 | 104.4 | 114.8 | 95.9 |
| 1995 01 | 101.8 | 94.4 | 117.0 | 94.4 | 95.9 | 104.5 | 104.0 | 143.2 | 103.4 | 103.9 | 103.9 | 99.7 | 104.3 | 115.1 | 94.7 |
| 02 | 101.4 | | 116.7 | 94.5 | 95.7 | 102.5 | 103.0 | 144.2 | 105.4 | 103.8 | 101.9 | 97.4 | 104.7 | 115.2 | 96.8 |
| 03 | 102.4 | | 115.6 | 94.7 | 96.7 | 103.5 | 104.8 | 148.1 | 106.5 | 101.5 | 105.7 | 97.7 | 105.8 | 115.1 | 97.9 |
| 04 | 101.8 | | 114.8 | 94.3 | 95.5 | 103.0 | 103.3 | 153.6 | 107.2 | 101.6 | 103.7 | 95.7 | 105.1 | 114.3 | 97.0 |
| 05 | 103.1 | | 116.5 | 96.5 | 97.1 | 104.9 | 104.7 | 155.2 | 106.8 | 101.4 | 104.9 | 97.8 | 105.3 | 114.3 | 96.5 |
| 06 | 102.6 | | 115.1 | 95.8 | 97.7 | 105.0 | 104.9 | 151.3 | 106.9 | 107.3 | 106.5 | 95.4 | 104.9 | 114.2 | 95.7 |
| 07 | 103.7 | | 115.0 | 97.7 | 100.3 | 103.8 | | | 109.0 | | | | 105.5 | 114.4 | 93.5 |
| 08 | | | 114.5 | | | | | | 118.6 | | | | 105.5 | 116.0 | 96.4 |

INDUSTRIELLE PRODUKTION

INDUSTRIAL PRODUCTION

PRODUCTION INDUSTRIELLE

| | EUR | B | DK | D(*) | GR | E | F | IRL | I | L | NL | P | UK | USA | JAP | |
|-------------|---|-------|-------|-------|---|-------|-------------------|-------|-------|-------|-------|---|-------|-------|-----|--|
| 0403 | Umsatz NACE Rev.1 C-E saisonbereinigt | | | | Turnover NACE Rev.1 C-E seasonally adjusted 1990 = 100 | | | | | | | Chiffre d'affaires NACE Rev.1 C-E désaisonnalisé | | | | |
| 1991 | 103.4 | 101.4 | 101.3 | 106.0 | | 101.9 | 104.9 | 104.6 | 97.7 | 104.0 | 109.0 | 99.7 | 98.4 | 101.5 | | |
| 1992 | 105.2 | 101.5 | 104.0 | 107.2 | | 102.1 | 112.5 | 106.7 | 99.6 | | 115.2 | 103.2 | 102.1 | 96.3 | | |
| 1993 | 104.4 | 98.9 | 97.6 | 99.3 | | 99.7 | 123.9 | 109.2 | 101.6 | | 118.1 | 109.7 | 108.0 | 92.7 | | |
| 1994 | | 104.7 | 109.2 | | | 104.1 | 136.9 | 120.1 | 109.6 | | 128.9 | 116.3 | 117.3 | 93.9 | | |
| | | | | | | | <i>1990 = 100</i> | | | | | | | | | |
| 1994 05 | 108.7 | 84.0 | 109.8 | 102.1 | | 105.9 | 133.2 | 117.3 | 108.6 | | | 113.5 | 115.5 | 91.8 | | |
| 06 | | 89.4 | 110.9 | | | 105.2 | 134.1 | 120.0 | 109.8 | | | 113.8 | 116.5 | 94.4 | | |
| 07 | | 82.5 | 109.9 | | | 103.3 | 136.6 | 115.7 | 106.2 | | | 115.4 | 115.2 | 93.7 | | |
| 08 | | 84.2 | 107.2 | | | 105.3 | 138.0 | 132.7 | 112.8 | | | 115.0 | 120.5 | 95.5 | | |
| 09 | | 87.5 | 109.6 | | | 106.7 | 135.8 | 125.0 | 108.9 | | | 116.3 | 119.6 | 93.5 | | |
| 10 | | 84.3 | 111.3 | | | 104.1 | 141.9 | 118.5 | 108.9 | | | 116.3 | 118.7 | 94.5 | | |
| 11 | | 87.7 | 111.5 | | | 107.6 | 142.2 | 127.5 | | | | 114.2 | 121.8 | 97.0 | | |
| 12 | | 87.2 | 117.7 | | | 107.9 | 147.8 | 129.0 | | | | 116.2 | 123.8 | 97.0 | | |
| 1995 01 | | | 116.3 | | | | 147.1 | 132.5 | | | | 115.9 | 124.5 | 94.8 | | |
| 02 | | | 115.2 | | | | 146.6 | 133.1 | | | | 116.4 | 124.8 | 97.1 | | |
| 03 | | | 123.2 | | | | 149.8 | 139.1 | | | | 119.6 | 124.8 | 97.0 | | |
| 04 | | | 107.2 | | | | 157.3 | 132.6 | | | | 118.7 | 123.5 | 98.3 | | |
| 05 | | | 123.0 | | | | 156.4 | 146.4 | | | | | 124.2 | 97.3 | | |
| 06 | | | 115.5 | | | | | 146.2 | | | | | 124.9 | 96.4 | | |
| 07 | | | | | | | | | | | | | 122.4 | 93.5 | | |
| 0404 | Baugewerbe NACE Rev.1 45 saisonbereinigt | | | | Building NACE Rev.1 45 seasonally adjusted 1990 = 100 | | | | | | | Construction NACE Rev.1 45 désaisonnalisé | | | | |
| 1991 | 99.4 | 86.7 | 90.1 | 104.1 | 101.1 | 101.6 | | 101.5 | 101.5 | 99.3 | | | 93.2 | | | |
| 1992 | 99.1 | 103.5 | 86.6 | 115.4 | 92.4 | 100.6 | | 99.2 | 104.2 | 97.7 | | | 89.6 | | | |
| 1993 | 95.0 | 84.4 | 78.0 | 119.0 | 84.5 | 96.7 | | 91.5 | 103.0 | 93.2 | | | 87.8 | | | |
| 1994 | 96.1 | 89.2 | 81.4 | 131.2 | 85.9 | 97.0 | | 82.4 | 100.1 | 95.7 | | | 90.6 | | | |
| | | | | | | | <i>1990 = 100</i> | | | | | | | | | |
| 1994 05 | 95.0 | 86.9 | 84.9 | 129.1 | 85.5 | 93.4 | | 83.0 | 135.1 | 95.0 | | | 90.6 | | | |
| 06 | 96.4 | 86.5 | 83.1 | 132.2 | 85.3 | 95.4 | | 82.4 | 129.3 | 96.7 | | | 90.7 | | | |
| 07 | 95.9 | 89.2 | 81.3 | 130.0 | 85.5 | 98.1 | | 81.8 | 130.1 | 86.6 | | | 90.7 | | | |
| 08 | 97.5 | 87.7 | 80.5 | 130.9 | 86.2 | 101.2 | | 81.2 | 121.7 | 107.0 | | | 90.8 | | | |
| 09 | 96.7 | 89.7 | 80.0 | 130.0 | 87.0 | 95.4 | | 80.7 | 136.2 | 95.4 | | | 91.0 | | | |
| 10 | 96.7 | 87.3 | 81.8 | 130.0 | 87.8 | 96.9 | | 80.2 | 133.6 | 94.6 | | | 91.3 | | | |
| 11 | 99.2 | 96.4 | 81.6 | 136.3 | 88.7 | 100.3 | | 79.7 | 138.9 | 101.7 | | | 91.5 | | | |
| 12 | 98.1 | 105.2 | 81.9 | 137.7 | 89.8 | 99.1 | | 79.1 | 156.0 | 99.1 | | | 91.4 | | | |
| 1995 01 | | 79.9 | 81.4 | 118.4 | 90.7 | 93.8 | | | | 94.5 | | | | | | |
| 02 | | | 81.3 | 138.4 | 92.0 | 100.5 | | | | 104.7 | | | | | | |
| 03 | | | 80.5 | 122.7 | 92.2 | 95.1 | | | | 90.9 | | | | | | |
| 04 | | | 79.9 | 126.4 | 92.7 | 97.5 | | | | 87.1 | | | | | | |
| 05 | | | 78.5 | 129.1 | 93.1 | 96.9 | | | | | | | | | | |
| 06 | | | 78.0 | 126.4 | 95.0 | 99.1 | | | | | | | | | | |
| 07 | | | 77.3 | 128.4 | | | | | | | | | | | | |

INDUSTRIELLE PRODUKTION
INDUSTRIAL PRODUCTION
PRODUCTION INDUSTRIELLE

| | EUR | B | DK | D(*) | GR | E | F | IRL | I | L | NL | P | UK | USA | JAP |
|-------------|--|------|-------|-------|----|---|-------|-------|------|-------|--|---|-------|-----|-----|
| 0405 | Industrie und Baugewerbe NACE Rev.1 C-F saisonbereinigt | | | | | Industry and building NACE Rev.1 C-F seasonally adjusted | | | | | Industrie et construction NACE Rev.1 C-F désaisonné | | | | |
| | | | | | | <i>1990 = 100</i> | | | | | | | | | |
| 1991 | 99.1 | 95.7 | 100.1 | 100.1 | | 99.2 | 100.4 | 103.3 | 98.5 | 100.6 | 102.3 | | 95.8 | | |
| 1992 | 98.2 | 99.1 | 100.4 | 99.0 | | 96.0 | 99.4 | 112.7 | 96.9 | 100.0 | 102.9 | | 95.0 | | |
| 1993 | 94.4 | 91.1 | 96.7 | 92.9 | | 91.9 | 96.0 | 119.1 | 90.0 | 97.1 | 101.9 | | 96.3 | | |
| 1994 | | 93.6 | | 97.1 | | | 99.4 | 133.3 | | 102.1 | | | 100.7 | | |
| | | | | | | <i>1990 = 100</i> | | | | | | | | | |
| 1994 05 | | 92.6 | | 96.3 | | | 99.4 | 129.3 | | 123.7 | 103.8 | | 100.5 | | |
| 06 | | 92.7 | | 98.3 | | | 99.7 | 133.8 | | 117.5 | 104.6 | | 100.9 | | |
| 07 | | 91.4 | | 97.2 | | | 100.9 | 131.3 | | 118.1 | 104.5 | | 101.3 | | |
| 08 | | 92.7 | | 97.9 | | | 102.5 | 139.0 | | 130.0 | 105.4 | | 101.6 | | |
| 09 | | 93.4 | | 98.6 | | | 101.1 | 131.6 | | 120.2 | 105.9 | | 101.6 | | |
| 10 | | 94.0 | | 96.7 | | | 100.9 | 139.5 | | 117.7 | | | 101.6 | | |
| 11 | | 96.1 | | 99.3 | | | 102.0 | 138.7 | | 122.3 | | | 101.6 | | |
| 12 | | 95.2 | | 100.7 | | | 102.8 | 146.0 | | 120.5 | | | 101.6 | | |
| 1995 01 | | 91.8 | | 95.9 | | | 102.3 | 143.2 | | | | | | | |
| 02 | | | | 98.0 | | | 102.1 | 144.2 | | | | | | | |
| 03 | | | | 96.8 | | | 103.4 | 148.1 | | | | | | | |
| 04 | | | | 96.7 | | | 102.2 | 153.6 | | | | | | | |
| 05 | | | | 99.0 | | | 103.4 | 155.2 | | | | | | | |
| 06 | | | | 98.2 | | | 103.8 | 151.3 | | | | | | | |
| 07 | | | | 99.9 | | | | | | | | | | | |

**PRODUKTION
NACH KATEGORIEN**

**PRODUCTION
BY CATEGORY**

**PRODUCTION
PAR CATEGORIE**

| | EUR | B | DK | D(*) | GR | E | F | IRL | I | L | NL | P | UK | USA | JAP |
|-------------|---|-------|-------|-------|-------|--|-------|-------|-------|-------|--|-------|-------|-------|-------|
| 0406 | Grundstoffe und Produktionsgüter saisonbereinigt | | | | | Intermediate goods seasonally adjusted <i>1990 = 100</i> | | | | | Biens intermédiaires désaisonnalisé | | | | |
| 1991 | 99.5 | 98.1 | 99.4 | 99.0 | 96.0 | 99.0 | 101.3 | 108.2 | 99.4 | 99.6 | 101.6 | 100.2 | 98.2 | 95.8 | |
| 1992 | 98.9 | 97.8 | 101.1 | 97.9 | 93.2 | 96.3 | 101.5 | 118.2 | 98.8 | 100.8 | 101.8 | 99.0 | 98.6 | 97.7 | |
| 1993 | 96.2 | 92.4 | 96.8 | 91.5 | 91.3 | 92.3 | 98.5 | 125.9 | 97.0 | 96.2 | 101.0 | 93.4 | 101.7 | 101.3 | |
| 1994 | 101.9 | 95.6 | 110.3 | 97.3 | 93.5 | 99.2 | 102.5 | 144.1 | 103.1 | 103.5 | 104.3 | 96.5 | 107.7 | 106.9 | |
| | | | | | | <i>1990 = 100</i> | | | | | | | | | |
| 1994 06 | 101.9 | 97.0 | 110.6 | 98.0 | 94.7 | 98.5 | 102.1 | 148.2 | 102.1 | 101.7 | 103.9 | 95.8 | 108.3 | 107.3 | 95.2 |
| 07 | 101.8 | 87.5 | 114.2 | 96.1 | 95.4 | 101.2 | 103.5 | 136.6 | 104.8 | 102.9 | 104.0 | 96.4 | 108.4 | 107.8 | 94.6 |
| 08 | 104.4 | 98.8 | 110.2 | 97.6 | 94.1 | 102.3 | 105.8 | 160.3 | 108.2 | 109.8 | 106.5 | 101.1 | 109.4 | 107.9 | 97.1 |
| 09 | 103.6 | 98.8 | 111.1 | 99.6 | 96.9 | 101.5 | 104.6 | 136.7 | 103.6 | 100.8 | 105.9 | 99.0 | 110.0 | 107.4 | 96.9 |
| 10 | 103.0 | 98.3 | 111.6 | 97.9 | 92.5 | 99.7 | 103.8 | 154.8 | 104.6 | 100.9 | 107.9 | 97.1 | 109.2 | 108.6 | 96.9 |
| 11 | 103.4 | 98.2 | 113.4 | 100.8 | 93.6 | 101.1 | 103.7 | 147.1 | 105.1 | 104.4 | 100.2 | 97.6 | 107.5 | 109.3 | 98.8 |
| 12 | 106.3 | 94.6 | 120.0 | 103.8 | 93.9 | 104.1 | 105.7 | 161.7 | 110.0 | 101.0 | 106.1 | 96.8 | 109.0 | 109.6 | 99.6 |
| 1995 01 | 104.5 | 90.6 | 118.5 | 98.0 | 92.7 | 104.6 | 107.6 | 150.9 | 105.6 | 104.0 | 107.7 | 102.6 | 108.3 | 110.0 | 98.7 |
| 02 | 103.5 | | 116.2 | 99.0 | 94.2 | 102.7 | 104.5 | 148.4 | 106.8 | 104.1 | 102.3 | 100.2 | 107.8 | 109.6 | 100.6 |
| 03 | 105.4 | | 116.4 | 98.5 | 93.8 | 104.2 | 108.9 | 157.5 | 107.4 | 102.5 | 109.7 | 99.7 | 110.4 | 109.4 | 101.5 |
| 04 | 104.4 | | 114.3 | 99.2 | 91.5 | 104.2 | 105.8 | 162.5 | 107.7 | 102.9 | 105.6 | 97.5 | 109.0 | 107.6 | 100.4 |
| 05 | 105.6 | | 115.3 | 99.8 | 92.7 | 105.4 | 107.9 | 174.1 | 107.4 | 104.7 | 108.7 | 99.4 | 109.0 | 108.1 | 100.5 |
| 06 | 105.1 | | 113.2 | 100.0 | 93.0 | 106.0 | 108.5 | 157.6 | 107.1 | 104.7 | 111.6 | 96.6 | 108.2 | 108.2 | 99.7 |
| 07 | 106.2 | | 113.0 | 101.5 | 94.2 | 104.5 | | | 108.8 | | | | 109.6 | 107.8 | 96.7 |
| 08 | | | 112.2 | | | | | | 116.4 | | | | 108.9 | 108.8 | 98.5 |
| 0407 | Investitionsgüter saisonbereinigt | | | | | Investment goods seasonally adjusted <i>1990 = 100</i> | | | | | Biens d'investissement désaisonnalisé | | | | |
| 1991 | 97.0 | 104.3 | 98.9 | 99.7 | 114.0 | 90.3 | 97.4 | 97.4 | 95.9 | 98.8 | 101.3 | 98.3 | 93.6 | 97.6 | |
| 1992 | 93.0 | 92.7 | 103.5 | 95.0 | 119.9 | 85.3 | 92.0 | 110.1 | 90.9 | 88.6 | 100.7 | 91.4 | 90.6 | 101.2 | |
| 1993 | 87.7 | 92.5 | 96.4 | 85.4 | 102.8 | 79.3 | 85.6 | 117.9 | 87.9 | 84.2 | 95.2 | 84.2 | 91.9 | 106.5 | |
| 1994 | 90.8 | 95.8 | 107.9 | 87.3 | 95.0 | 85.4 | 87.0 | 138.1 | 92.4 | 87.5 | 99.0 | 84.3 | 96.2 | 112.9 | |
| | | | | | | <i>1990 = 100</i> | | | | | | | | | |
| 1994 06 | 91.3 | 95.8 | 108.0 | 88.8 | 93.1 | 84.4 | 88.3 | 138.3 | 94.8 | 83.9 | 99.4 | 83.6 | 94.2 | 112.3 | 83.9 |
| 07 | 91.3 | 99.3 | 110.6 | 87.9 | 91.9 | 86.2 | 88.4 | 138.6 | 94.7 | 74.1 | 99.2 | 84.7 | 95.8 | 112.8 | 82.7 |
| 08 | 91.7 | 94.7 | 104.8 | 87.5 | 91.7 | 89.7 | 88.7 | 140.2 | 98.3 | 101.6 | 98.3 | 85.6 | 97.2 | 113.8 | 84.9 |
| 09 | 92.3 | 94.7 | 109.2 | 89.2 | 97.0 | 86.6 | 89.3 | 138.4 | 93.5 | 89.4 | 100.5 | 86.1 | 97.2 | 114.2 | 83.2 |
| 10 | 92.2 | 97.2 | 107.1 | 87.3 | 96.9 | 87.3 | 89.3 | 147.8 | 94.3 | 90.0 | 100.7 | 85.7 | 97.6 | 114.9 | 85.4 |
| 11 | 92.8 | 96.4 | 111.6 | 88.7 | 94.6 | 89.0 | 90.2 | 147.9 | 95.1 | 88.5 | 100.2 | 89.3 | 96.9 | 115.0 | 87.5 |
| 12 | 94.5 | 92.0 | 120.3 | 89.3 | 83.2 | 93.8 | 91.1 | 155.1 | 102.2 | 85.3 | 103.6 | 88.2 | 96.0 | 116.1 | 86.4 |
| 1995 01 | 93.3 | 89.3 | 117.1 | 87.7 | 102.3 | 97.9 | 91.2 | 148.5 | 95.2 | 106.7 | 99.3 | 89.5 | 95.3 | 116.8 | 85.2 |
| 02 | 93.8 | | 118.1 | 88.2 | 94.8 | 95.1 | 91.5 | 154.4 | 99.1 | 107.1 | 101.5 | 89.3 | 96.5 | 117.1 | 85.5 |
| 03 | 94.1 | | 117.1 | 89.0 | 100.9 | 95.7 | 92.0 | 158.2 | 99.8 | 91.7 | 102.5 | 89.7 | 96.1 | 117.8 | 88.9 |
| 04 | 93.6 | | 112.2 | 86.6 | 102.5 | 97.5 | 91.7 | 169.4 | 102.3 | 90.9 | 102.2 | 87.2 | 96.2 | 117.2 | 89.9 |
| 05 | 94.8 | | 122.0 | 89.9 | 100.9 | 100.7 | 91.6 | 164.5 | 101.7 | 83.3 | 101.6 | 88.3 | 96.4 | 117.3 | 88.8 |
| 06 | 94.4 | | 118.3 | 88.7 | 104.9 | 99.9 | 91.2 | 167.3 | 105.0 | 94.6 | 102.2 | 83.6 | 96.2 | 117.8 | 88.4 |
| 07 | 95.9 | | 117.7 | 92.1 | 110.9 | 100.3 | | | 106.4 | | | | 95.8 | 118.8 | 86.8 |
| 08 | | | 119.6 | | | | | | 125.6 | | | | 96.7 | 119.7 | 87.7 |

**PRODUKTION
NACH KATEGORIEN**

**PRODUCTION
BY CATEGORY**

**PRODUCTION
PAR CATEGORIE**

| | EUR | B | DK | D(*) | GR | E | F | IRL | I | L | NL | P | UK | USA | JAP |
|-------------|--|-------|-------|-------|-------|---|-------|-------|-------|-------|--|-------|----|-------|-----|
| 0408 | Verbrauchsgüter saisonbereinigt | | | | | Durable consumer goods seasonally adjusted | | | | | Biens de consommation durables désaisonné | | | | |
| | <i>1990 = 100</i> | | | | | | | | | | | | | | |
| 1991 | 101.4 | 100.8 | 104.0 | 101.9 | 99.8 | 102.0 | 100.6 | 103.8 | 100.4 | 105.3 | 103.1 | 101.2 | | 99.6 | |
| 1992 | 101.2 | 101.5 | 105.0 | 100.8 | 100.6 | 99.0 | 102.5 | 110.9 | 99.9 | 117.6 | 104.0 | 97.7 | | 102.4 | |
| 1993 | 97.4 | 98.0 | 104.1 | 93.2 | 99.7 | 95.4 | 100.4 | 114.9 | 97.7 | 120.0 | 104.7 | 92.3 | | 105.8 | |
| 1994 | | | | | | 102.5 | 104.7 | 121.7 | 104.1 | 125.4 | | | | 109.4 | |
| | <i>1990 = 100</i> | | | | | | | | | | | | | | |
| 1994 06 | | | | 98.2 | | 101.4 | 104.1 | 118.9 | 104.1 | 139.8 | 106.3 | 88.9 | | 109.7 | |
| 07 | | | | 98.7 | | 101.7 | 105.2 | 120.7 | 107.8 | 147.2 | 108.4 | 88.8 | | 109.5 | |
| 08 | | | | | | 105.6 | 106.9 | 126.0 | 110.4 | 145.7 | 107.4 | 96.1 | | 110.0 | |
| 09 | | | | | | 102.2 | 105.8 | 122.7 | 104.6 | 150.3 | 105.3 | 89.4 | | 109.3 | |
| 10 | | | | | | 104.8 | 106.2 | 124.2 | 103.7 | 155.8 | | 86.7 | | 109.3 | |
| 11 | | | | | | 106.0 | 107.9 | 127.0 | 104.3 | 161.0 | | 86.7 | | 110.1 | |
| 12 | | | | | | 106.5 | 107.0 | 128.7 | 108.6 | 165.5 | | | | 111.7 | |
| 1995 01 | | | | | | 106.3 | 105.9 | 135.5 | 103.8 | | | | | 111.9 | |
| 02 | | | | | | 104.5 | 107.6 | 132.1 | 106.1 | | | | | 111.9 | |
| 03 | | | | | | 105.2 | 106.1 | 132.4 | 108.6 | | | | | 111.1 | |
| 04 | | | | | | 102.6 | 106.1 | 136.5 | 109.4 | | | | | 110.6 | |
| 05 | | | | | | 105.6 | 107.9 | 136.3 | 109.1 | | | | | 110.6 | |
| 06 | | | | | | 105.6 | 107.6 | 135.8 | 108.0 | | | | | 110.8 | |
| 07 | | | | | | 103.2 | | | 110.4 | | | | | 110.5 | |
| 08 | | | | | | | | | 118.8 | | | | | 112.3 | |

**PRODUKTION NACH
PRODUKT-BEREICHEN**

**PRODUCTION
BY BRANCH**

**PRODUCTION
PAR BRANCHE**

| | EUR | B | DK | D(*) | GR | E | F | IRL | I | L | NL | P | UK | USA | JAP |
|-------------|---|-------|-------|-------|---|-------|-------|------|-------|-------|-------|---|-------|-------|-------|
| 0409 | Elektricität, Gas, Wärme NACE Rev.1 40 saisonbereinigt | | | | Electricity, gas, steam and hot water NACE Rev.1 40 seasonally adjusted 1990 = 100 | | | | | | | Electricité, gaz, chaleur NACE Rev.1 40 Désaisonné | | | |
| 1991 | 104.3 | 101.9 | | 101.8 | 98.2 | 103.4 | 108.9 | | 102.8 | 104.3 | 105.7 | 105.7 | 106.0 | 102.1 | 104.8 |
| 1992 | 105.4 | 102.6 | | 101.6 | 105.4 | 103.5 | 110.9 | | 103.6 | 103.6 | 106.5 | 107.1 | 108.7 | 101.8 | 106.2 |
| 1993 | 105.9 | 101.1 | | 100.0 | 108.1 | 100.7 | 113.2 | | 103.3 | 106.0 | 105.8 | 108.0 | 114.4 | 105.8 | 107.2 |
| 1994 | 107.3 | 102.7 | | 100.9 | 113.7 | 101.3 | 113.5 | | 107.3 | 111.1 | | 106.7 | 116.1 | 107.5 | 114.1 |
| | <i>1990 = 100</i> | | | | | | | | | | | | | | |
| 1994 06 | 107.7 | 102.0 | | 101.4 | 117.5 | 102.9 | 113.1 | | 108.5 | 111.2 | 110.5 | 109.4 | 117.5 | 110.2 | 112.7 |
| 07 | 110.1 | 103.3 | | 104.4 | 117.4 | 105.7 | 116.8 | | 109.8 | 111.3 | | 108.4 | 118.7 | 108.3 | 120.4 |
| 08 | 110.1 | 102.7 | | 102.8 | 119.2 | 104.3 | 117.9 | | 111.5 | 110.7 | | 106.8 | 120.6 | 108.1 | 121.6 |
| 09 | 109.5 | 103.7 | | 101.0 | 119.7 | 102.0 | 117.1 | | 110.3 | 113.4 | | 110.0 | 124.3 | 106.0 | 115.5 |
| 10 | 108.1 | 104.5 | | 101.6 | 113.9 | 99.4 | 115.6 | | 108.7 | 106.1 | | 106.4 | 121.5 | 106.6 | 113.1 |
| 11 | 104.4 | 104.8 | | 96.4 | 116.2 | 98.1 | 108.0 | | 112.5 | 108.9 | | 105.7 | 107.0 | 106.0 | 113.3 |
| 12 | 106.1 | 105.8 | | 99.8 | 117.2 | 100.4 | 112.1 | | 109.3 | 111.3 | | 106.3 | 111.9 | 104.8 | 114.6 |
| 1995 01 | 110.4 | 107.3 | | 101.3 | 115.0 | 101.5 | 119.5 | | 111.9 | 116.5 | | 107.1 | 116.1 | 106.0 | 115.3 |
| 02 | 104.6 | | | 96.5 | 112.1 | 97.5 | 110.1 | | 107.5 | 113.0 | | 106.1 | 111.4 | 108.5 | 116.1 |
| 03 | 112.6 | | | 101.2 | 117.2 | 100.8 | 123.9 | | 114.4 | 117.4 | | 112.4 | 120.9 | 108.2 | 116.5 |
| 04 | 108.6 | | | 100.4 | 117.1 | 102.7 | 115.9 | | 110.5 | 118.8 | | 108.3 | 116.5 | 107.4 | 115.4 |
| 05 | 111.1 | | | 102.8 | 116.5 | 103.5 | 120.4 | | 112.2 | 117.5 | | 113.0 | 118.4 | 109.5 | 114.9 |
| 06 | 111.3 | | | 103.6 | 117.0 | 105.1 | 121.5 | | 111.3 | 117.1 | | | 122.3 | 108.5 | 112.6 |
| 07 | 111.7 | | | 102.3 | 120.5 | 104.3 | | | 114.9 | | | | 118.6 | 112.4 | |
| 08 | | | | | | | | | | | | | 116.3 | | |
| 0410 | Metalle NACE Rev.1 27 saisonbereinigt | | | | Production of metals NACE Rev.1 27 seasonally adjusted 1990 = 100 | | | | | | | Métallurgie NACE Rev.1 27 Désaisonné | | | |
| 1991 | 97.5 | 96.4 | 105.0 | 95.9 | 103.2 | 99.8 | 97.1 | 89.4 | 103.3 | 97.5 | 101.3 | 92.5 | 91.7 | 92.7 | 101.7 |
| 1992 | 94.4 | 89.4 | 117.1 | 92.2 | 100.4 | 95.4 | 95.2 | 80.6 | 100.9 | 93.4 | 102.6 | 100.2 | 88.1 | 95.8 | 93.2 |
| 1993 | 89.6 | 85.5 | 121.8 | 82.1 | 95.1 | 93.1 | 87.4 | 84.7 | 100.3 | 92.2 | 101.2 | 96.2 | 88.4 | 100.5 | 91.2 |
| 1994 | 97.4 | 103.3 | 129.9 | 87.6 | 96.5 | 102.5 | 96.6 | 81.5 | 111.5 | 90.9 | 110.7 | 97.8 | 90.2 | 107.5 | 90.9 |
| | <i>1990 = 100</i> | | | | | | | | | | | | | | |
| 1994 06 | 96.7 | 102.0 | 126.5 | 87.8 | 95.2 | 101.0 | 95.6 | 75.0 | 108.2 | 91.8 | 110.6 | 97.6 | 90.0 | 106.8 | 90.3 |
| 07 | 96.2 | 109.7 | 133.8 | 83.1 | 95.4 | 104.2 | 96.8 | 80.6 | 109.1 | 94.7 | 109.4 | 108.9 | 88.7 | 105.8 | 89.4 |
| 08 | 99.1 | 99.2 | 132.7 | 88.0 | 91.2 | 102.2 | 101.0 | 92.1 | 123.8 | 93.5 | 114.3 | 119.6 | 90.0 | 106.7 | 91.7 |
| 09 | 99.1 | 101.5 | 129.1 | 89.6 | 102.9 | 106.2 | 98.0 | 67.8 | 115.8 | 82.2 | 112.8 | 95.9 | 91.1 | 109.0 | 92.1 |
| 10 | 97.7 | 105.3 | 134.8 | 86.7 | 97.3 | 106.8 | 97.7 | 81.1 | 115.0 | 82.3 | 114.1 | 93.8 | 90.0 | 108.9 | 93.5 |
| 11 | 100.3 | 104.9 | 135.7 | 89.4 | 97.9 | 108.2 | 103.3 | 85.3 | 112.5 | 85.0 | 115.6 | 101.8 | 91.8 | 111.9 | 95.4 |
| 12 | 104.4 | 107.8 | 145.0 | 90.8 | 101.6 | 107.2 | 103.1 | 84.9 | 121.3 | 73.4 | 123.8 | 108.0 | 95.8 | 115.5 | 95.9 |
| 1995 01 | 102.3 | 107.1 | 138.3 | 92.9 | 100.9 | 115.6 | 101.0 | 77.4 | 116.1 | 84.0 | 112.6 | 113.7 | 93.9 | 113.6 | 94.1 |
| 02 | 102.2 | | 143.1 | 94.8 | 103.8 | 108.7 | 99.9 | 94.6 | 114.9 | 83.4 | 111.7 | 111.0 | 93.4 | 112.5 | 95.4 |
| 03 | 102.3 | | 137.1 | 94.2 | 102.7 | 113.4 | 99.5 | 93.6 | 115.9 | 83.7 | 113.0 | 108.8 | 92.0 | 113.2 | 98.4 |
| 04 | 103.1 | | 139.6 | 96.7 | 95.8 | 110.9 | 97.1 | 87.1 | 118.6 | 89.8 | 116.0 | 105.7 | 91.9 | 110.7 | 97.3 |
| 05 | 102.7 | | 140.6 | 95.2 | 99.9 | 114.5 | 98.6 | 95.2 | 115.5 | 83.7 | 114.4 | 103.0 | 91.7 | 110.5 | 96.3 |
| 06 | 103.3 | | 134.8 | 96.8 | 101.8 | 113.3 | 100.9 | 85.5 | 116.5 | 87.0 | 111.1 | | 93.0 | 108.3 | 94.7 |
| 07 | 106.3 | | 132.9 | 103.4 | 97.0 | 107.0 | | | 121.2 | | | | 93.6 | 106.7 | |
| 08 | | | 136.3 | | | | | | | | | | 93.0 | | |

**PRODUKTION NACH
PRODUKT-BEREICHEN**

**PRODUCTION
BY BRANCH**

**PRODUCTION
PAR BRANCHE**

| | EUR | B | DK | D(*) | GR | E | F | IRL | I | L | NL | P | UK | USA | JAP | |
|-------------|---|-------|-------|-------|---|-------|-------|-------|-------|-------|-------|---|-------|-------|-------|--|
| 0411 | Chemie NACE Rev.1 24 saisonbereinigt | | | | Chemicals NACE Rev.1 24 seasonally adjusted 1990 = 100 | | | | | | | Chimie NACE Rev.1 24 Désaisonné | | | | |
| 1991 | 100.0 | 99.9 | 100.7 | 98.3 | 95.0 | 99.9 | 102.4 | 121.9 | 97.7 | 105.0 | 97.1 | 88.4 | 102.4 | 99.4 | 101.9 | |
| 1992 | 102.7 | 111.7 | 109.7 | 99.5 | 91.6 | 99.4 | 108.2 | 142.3 | 98.9 | 120.8 | 95.8 | 82.0 | 104.8 | 102.6 | 101.7 | |
| 1993 | 102.1 | 107.8 | 109.3 | 96.4 | 95.4 | 98.1 | 109.8 | 156.6 | 96.7 | 127.9 | 94.0 | 73.6 | 107.7 | 106.6 | 99.5 | |
| 1994 | 108.7 | 107.8 | 122.3 | 103.4 | 96.7 | 112.2 | 116.6 | 186.9 | 100.7 | 156.0 | 98.6 | 74.6 | 112.6 | 111.0 | 104.6 | |
| | <i>1990 = 100</i> | | | | | | | | | | | | | | | |
| 1994 06 | 108.1 | 109.0 | 124.6 | 103.6 | 96.2 | 110.9 | 113.9 | 196.0 | 98.4 | 131.5 | 97.0 | 73.2 | 113.0 | 111.5 | 104.8 | |
| 07 | 108.1 | 100.2 | 135.5 | 103.5 | 94.3 | 111.2 | 116.8 | 176.0 | 99.9 | 125.1 | 99.4 | 70.3 | 110.8 | 111.8 | 105.9 | |
| 08 | 111.7 | 104.8 | 125.9 | 105.6 | 98.3 | 116.6 | 119.7 | 212.8 | 107.2 | 177.2 | 101.0 | 74.6 | 112.6 | 112.0 | 105.2 | |
| 09 | 109.8 | 110.1 | 121.5 | 106.9 | 98.9 | 113.9 | 117.2 | 180.2 | 99.3 | 184.9 | 99.5 | 79.2 | 111.9 | 111.3 | 106.7 | |
| 10 | 110.0 | 110.5 | 121.8 | 104.7 | 97.0 | 113.8 | 116.6 | 207.7 | 102.4 | 156.9 | 101.7 | 78.2 | 113.1 | 111.4 | 108.7 | |
| 11 | 111.0 | 109.3 | 125.8 | 106.7 | 99.2 | 115.7 | 118.6 | 195.3 | 101.1 | 164.5 | 99.2 | 69.9 | 114.5 | 113.0 | 109.0 | |
| 12 | 113.2 | 101.8 | 133.6 | 109.4 | 96.7 | 116.6 | 119.6 | 215.0 | 106.0 | 180.1 | 102.1 | 74.8 | 115.1 | 114.4 | 111.1 | |
| 1995 01 | 111.9 | 106.4 | 134.5 | 106.4 | 99.8 | 115.9 | 119.8 | 198.5 | 102.7 | 172.1 | 102.3 | 75.3 | 116.1 | 115.3 | 111.4 | |
| 02 | 110.6 | | 134.0 | 102.9 | 103.4 | 117.2 | 119.2 | 189.6 | 103.3 | 161.8 | 103.3 | 69.9 | 116.1 | 114.8 | 112.5 | |
| 03 | 111.5 | | 127.0 | 103.6 | 106.7 | 116.9 | 120.1 | 206.9 | 103.1 | 133.8 | 103.8 | 76.8 | 116.3 | 115.1 | 114.3 | |
| 04 | 111.6 | | 130.5 | 104.1 | 102.0 | 113.8 | 118.0 | 213.7 | 105.6 | 153.8 | 103.3 | 72.5 | 116.8 | | 114.9 | |
| 05 | 112.8 | | 130.4 | 104.6 | 103.8 | 117.1 | 121.5 | 237.8 | 103.9 | 183.1 | 100.9 | 72.4 | 116.8 | | | |
| 06 | 110.8 | | 131.9 | 103.4 | 105.6 | 116.2 | 121.3 | 194.4 | 102.7 | 146.7 | 100.5 | | 116.0 | | | |
| 07 | 111.1 | | 131.5 | 100.6 | 111.5 | 116.1 | | | 104.3 | | | | 116.1 | | | |
| 08 | | | 127.4 | | | | | | | | | | 116.5 | | | |
| 0412 | Metallverarbeitung NACE Rev.1 29 saisonbereinigt | | | | Processing of metal NACE Rev.1 29 seasonally adjusted 1990 = 100 | | | | | | | Transformation des métaux NACE Rev.1 29 Désaisonné | | | | |
| 1991 | 96.5 | 95.5 | 97.7 | 96.0 | 90.9 | 91.4 | 94.8 | 91.9 | 96.6 | 103.6 | | 96.7 | 90.4 | | | |
| 1992 | 91.9 | 87.3 | 99.5 | 89.5 | 93.2 | 82.9 | 89.7 | 88.3 | 94.3 | 88.9 | | 91.4 | 85.3 | | | |
| 1993 | 86.8 | 81.2 | 93.8 | 78.8 | 94.5 | 79.3 | 82.4 | 84.9 | 97.3 | 84.8 | | 82.1 | 85.2 | | | |
| 1994 | 91.0 | 85.8 | 102.3 | 79.8 | 97.0 | 89.5 | 84.0 | 97.8 | 108.8 | 85.8 | | 86.6 | 89.5 | | | |
| | <i>1990 = 100</i> | | | | | | | | | | | | | | | |
| 1994 06 | 90.6 | 86.2 | 101.1 | 80.5 | 98.2 | 87.1 | 103.5 | 95.6 | 105.8 | 81.3 | | 85.8 | 88.7 | | | |
| 07 | 90.4 | 82.4 | 103.5 | 77.7 | 103.1 | 93.5 | 104.2 | 105.4 | 107.0 | 70.7 | | 84.9 | 90.9 | | | |
| 08 | 92.4 | 85.8 | 101.5 | 81.1 | 90.0 | 98.9 | 104.2 | 105.5 | 120.4 | 97.4 | | 93.2 | 91.7 | | | |
| 09 | 91.4 | 86.3 | 103.3 | 80.0 | 103.1 | 88.7 | 103.7 | 107.6 | 109.4 | 83.3 | | 86.5 | 91.0 | | | |
| 10 | 92.0 | 87.8 | 102.0 | 79.3 | 105.4 | 92.5 | 104.6 | 97.1 | 112.1 | 85.8 | | 88.2 | 89.6 | | | |
| 11 | 93.7 | 89.1 | 104.9 | 82.1 | 95.4 | 97.0 | 106.1 | 96.2 | 113.6 | 82.9 | | 92.9 | 89.6 | | | |
| 12 | 95.6 | 81.9 | 111.9 | 82.4 | 93.8 | 100.5 | 107.1 | 103.9 | 124.3 | 76.3 | | 91.2 | 87.8 | | | |
| 1995 01 | 94.0 | 82.3 | 110.2 | 78.7 | 106.9 | 97.4 | 107.3 | 103.8 | 118.7 | 108.3 | | 93.8 | 87.1 | | | |
| 02 | 93.7 | | 111.0 | 78.3 | 99.6 | 102.4 | 106.4 | 107.6 | 119.5 | 96.6 | | 89.8 | 88.5 | | | |
| 03 | 94.9 | | 109.8 | 80.3 | 109.4 | 106.8 | 107.6 | 113.1 | 122.1 | 81.1 | | 92.1 | 87.8 | | | |
| 04 | 94.3 | | 105.4 | 77.0 | 109.7 | 102.8 | 107.4 | 111.3 | 123.7 | 85.3 | | 90.8 | 88.9 | | | |
| 05 | 95.9 | | 113.0 | 80.6 | 116.8 | 104.5 | 107.1 | 104.9 | 124.8 | 77.1 | | 91.8 | 89.1 | | | |
| 06 | 95.1 | | 110.8 | 79.4 | 107.8 | 104.6 | 105.1 | 111.6 | 124.4 | 95.1 | | | 89.1 | | | |
| 07 | 98.7 | | 112.1 | 84.2 | 116.3 | 101.3 | | | 131.2 | | | | 87.7 | | | |
| 08 | | | 112.1 | | | | | | | | | | 88.4 | | | |

**PRODUKTION NACH
PRODUKT-BEREICHEN**

**PRODUCTION
BY BRANCH**

**PRODUCTION
PAR BRANCHE**

| | EUR | B | DK | D(*) | GR | E | F | IRL | I | L | NL | P | UK | USA | JAP |
|-------------|---|-------|-------|-------|-------|--|-------|------|-------|-------|--|-------|------|-------|-------|
| 0413 | Elektrotechnik NACE Rev.1 31 saisonbereinigt | | | | | Electrical engineering NACE Rev.1 31 seasonally adjusted 1990 = 100 | | | | | Construction électrique NACE Rev.1 31 désaisonné | | | | |
| 1991 | 98.2 | | 91.6 | 99.9 | 100.6 | 95.0 | 99.2 | | 98.1 | 95.3 | | 109.6 | 92.2 | | |
| 1992 | 97.3 | | 86.6 | 100.2 | 100.9 | 97.3 | 97.7 | | 95.4 | 88.1 | | 117.7 | 88.5 | | |
| 1993 | 91.1 | | 85.0 | 91.4 | 99.6 | 89.9 | 94.2 | | 88.6 | 104.1 | | 109.7 | 88.2 | | |
| 1994 | 95.0 | | 100.6 | 96.5 | 100.1 | 99.1 | 92.2 | | 93.1 | 114.9 | | 103.0 | 92.7 | | |
| | | | | | | | | | | | | | | | |
| | | | | | | | | | | | | | | | |
| | | | | | | | | | | | | | | | |
| 1994 06 | 94.3 | | 97.3 | 97.6 | 96.7 | 96.4 | 92.0 | | 91.3 | 111.1 | | 89.3 | 88.3 | | |
| 07 | 95.2 | | 118.1 | 96.1 | 92.3 | 99.2 | 92.2 | | 95.9 | 123.1 | | 99.3 | 92.4 | | |
| 08 | 96.1 | | 93.7 | 97.3 | 98.8 | 111.5 | 92.4 | | 111.6 | 116.8 | | 84.5 | 91.6 | | |
| 09 | 97.0 | | 103.2 | 99.9 | 110.1 | 100.9 | 92.8 | | 91.3 | 114.7 | | 108.3 | 93.1 | | |
| 10 | 95.3 | | 101.3 | 95.5 | 99.2 | 102.1 | 92.8 | | 91.3 | 130.7 | | 99.7 | 94.3 | | |
| 11 | 97.4 | | 111.6 | 99.0 | 102.8 | 104.8 | 93.7 | | 92.2 | 133.9 | | 106.3 | 94.4 | | |
| 12 | 99.6 | | 113.6 | 99.2 | 94.5 | 115.4 | 94.9 | | 101.0 | 129.3 | | 132.9 | 91.6 | | |
| 1995 01 | 97.2 | | 116.8 | 95.4 | 108.7 | 115.5 | 97.2 | | 95.8 | 118.0 | | 121.0 | 93.2 | | |
| 02 | 97.8 | | 116.8 | 95.1 | 92.6 | 114.9 | 97.9 | | 97.8 | 136.0 | | 136.5 | 93.4 | | |
| 03 | 97.0 | | 122.7 | 94.7 | 89.8 | 117.5 | 98.7 | | 95.4 | 143.2 | | 125.2 | 90.4 | | |
| 04 | 96.8 | | 117.6 | 93.4 | 106.3 | 116.0 | 97.6 | | 98.9 | 142.2 | | 127.4 | 88.5 | | |
| 05 | 98.5 | | 126.5 | 98.4 | 116.5 | 117.9 | 97.4 | | 98.0 | 129.3 | | 127.3 | 88.2 | | |
| 06 | 98.4 | | 118.3 | 97.7 | 110.4 | 117.3 | 98.2 | | 99.0 | 159.2 | | | 88.8 | | |
| 07 | 97.8 | | 108.9 | 97.3 | 111.1 | 116.4 | | | 97.6 | | | | 88.9 | | |
| 08 | | | 132.3 | | | | | | | | | | 90.1 | | |
| | | | | | | | | | | | | | | | |
| | | | | | | | | | | | | | | | |
| 0414 | Fahrzeugbau NACE Rev.1 34-35 saisonbereinigt | | | | | Transport equipment NACE Rev.1 34-35 seasonally adjusted 1990 = 100 | | | | | Materiel de transport NACE Rev.1 34-35 désaisonné | | | | |
| 1991 | 96.4 | 96.0 | 103.2 | 99.5 | 111.5 | 97.4 | 102.3 | 89.9 | 92.0 | 98.2 | 101.1 | 98.7 | 93.3 | 94.7 | 100.5 |
| 1992 | 94.9 | 94.7 | 103.0 | 99.6 | 113.1 | 90.4 | 99.9 | 84.2 | 83.9 | 76.3 | 101.3 | 90.1 | 91.1 | 98.3 | 99.4 |
| 1993 | 82.5 | 91.6 | 89.1 | 83.6 | 88.5 | 73.5 | 90.5 | 80.2 | 68.1 | 65.5 | 88.8 | 76.7 | 89.5 | 98.6 | 92.4 |
| 1994 | 89.5 | 94.1 | 116.1 | 90.1 | 77.4 | 85.6 | 99.9 | 82.1 | 75.3 | 73.5 | 93.7 | 69.5 | 91.9 | 102.5 | 88.2 |
| | | | | | | | | | | | | | | | |
| | | | | | | | | | | | | | | | |
| | | | | | | | | | | | | | | | |
| 1994 06 | 90.4 | 93.9 | 120.1 | 97.5 | 77.9 | 81.0 | 96.0 | 77.1 | 75.9 | 77.5 | 93.0 | 69.6 | 90.6 | 102.6 | 91.0 |
| 07 | 92.2 | 100.1 | 121.0 | 98.2 | 73.0 | 85.3 | 97.8 | 82.9 | 77.1 | 85.7 | 95.3 | 73.1 | 90.0 | 98.7 | 87.2 |
| 08 | 89.2 | 101.6 | 117.9 | 82.9 | 81.3 | 84.9 | 107.3 | 80.7 | 93.0 | 94.6 | 94.4 | 70.1 | 91.9 | 104.2 | 88.4 |
| 09 | 91.8 | 93.1 | 119.7 | 92.9 | 78.4 | 89.1 | 99.8 | 84.6 | 76.0 | 59.7 | 94.0 | 71.0 | 94.8 | 103.8 | 90.3 |
| 10 | 92.4 | 95.2 | 117.2 | 89.5 | 76.8 | 89.9 | 102.0 | 82.6 | 77.3 | 69.0 | 95.5 | 70.9 | 93.0 | 102.8 | 88.4 |
| 11 | 93.2 | 95.0 | 121.6 | 93.3 | 77.1 | 92.7 | 103.3 | 76.9 | 77.9 | 71.9 | 94.9 | 71.2 | 92.7 | 102.4 | 90.5 |
| 12 | 94.9 | 89.8 | 139.3 | 95.5 | 63.5 | 96.1 | 102.7 | 80.4 | 84.2 | 76.2 | 97.0 | 70.9 | 93.2 | 103.0 | 90.7 |
| 1995 01 | 94.7 | 90.6 | 130.8 | 90.0 | 86.1 | 94.8 | 99.9 | 80.3 | 80.8 | 63.2 | 93.1 | 65.0 | 90.5 | 102.3 | 86.9 |
| 02 | 94.1 | | 125.3 | 91.7 | 81.6 | 91.3 | 101.0 | 78.6 | 80.6 | 67.3 | 93.9 | 60.9 | 92.9 | 103.2 | 91.7 |
| 03 | 92.4 | | 126.5 | 92.6 | 85.7 | 93.2 | 98.1 | 80.2 | 80.1 | 70.8 | 94.2 | 63.5 | 92.4 | 103.1 | 92.3 |
| 04 | 92.4 | | 120.4 | 93.0 | 79.9 | 92.7 | 96.8 | 83.5 | 83.5 | 72.5 | 96.1 | 60.7 | 89.7 | 100.3 | |
| 05 | 94.2 | | 132.8 | 97.0 | 82.5 | 98.2 | 97.4 | 80.8 | 81.7 | 66.4 | 95.6 | 60.9 | 90.3 | | |
| 06 | 93.4 | | 121.8 | 99.0 | 87.6 | 100.7 | 97.7 | 82.8 | 81.5 | 63.1 | | | 91.2 | | |
| 07 | | | 127.8 | 96.9 | 92.5 | 99.7 | | | 80.7 | | | | 91.2 | | |
| 08 | | | 113.3 | | | | | | | | | | 92.6 | | |

**PRODUKTION NACH
PRODUKT-BEREICHEN**

**PRODUCTION
BY BRANCH**

PRODUCTION PAR BRANCHE

| | EUR | B | DK | D(*) | GR | E | F | IRL | I | L | NL | P | UK | USA | JAP |
|-------------|---|-------|------|------|---|-------|-------|-------|-------------------|-------|---|-------|-------|-------|------|
| 0415 | Eisen- und Stahlindustrie NACE Rev.1 27-10 saisonbereinigt | | | | Iron and steel NACE Rev.1 27-10 seasonally adjusted 1990 = 100 | | | | | | Sidérurgie NACE Rev.1 27-10 désaisonné | | | | |
| 1991 | 98.2 | 99.3 | | 97.0 | | 100.7 | 97.2 | | 102.4 | 97.1 | | 87.0 | 94.2 | | |
| 1992 | 93.6 | 90.5 | | 91.7 | | 92.3 | 93.8 | | 97.8 | 91.6 | | 103.9 | 91.4 | | |
| 1993 | 90.5 | 73.5 | | 84.1 | | 91.3 | 86.9 | | 97.3 | 90.0 | | 106.1 | 94.3 | | |
| 1994 | 98.5 | 95.6 | | 94.9 | | 98.4 | 94.2 | | 105.4 | 87.2 | | 103.9 | 98.8 | | |
| | | | | | | | | | 1990 = 100 | | | | | | |
| 1994 06 | 97.2 | 91.1 | | 93.3 | | 96.2 | 91.8 | | 103.6 | 88.2 | | 103.8 | 99.4 | | |
| 07 | 97.8 | 105.7 | | 94.6 | | 103.9 | 94.3 | | 103.4 | 90.7 | | 119.5 | 94.7 | | |
| 08 | 100.9 | 88.9 | | 94.6 | | 94.5 | 104.9 | | 108.2 | 90.3 | | 121.2 | 95.6 | | |
| 09 | 101.4 | 94.4 | | 95.3 | | 102.2 | 95.6 | | 116.9 | 77.9 | | 108.8 | 96.2 | | |
| 10 | 100.4 | 99.2 | | 97.1 | | 103.4 | 95.7 | | 108.9 | 78.1 | | 101.9 | 99.4 | | |
| 11 | 101.0 | 96.5 | | 96.0 | | 101.6 | 100.6 | | 107.1 | 80.9 | | 111.6 | 101.7 | | |
| 12 | 106.2 | 102.5 | | 97.3 | | 99.9 | 100.7 | | 114.6 | 68.8 | | 117.0 | 111.9 | | |
| 1995 01 | 102.2 | 102.3 | | 93.9 | | 108.7 | 98.6 | | 108.1 | 77.3 | | 121.8 | 106.0 | | |
| 02 | 100.8 | | | 92.8 | | 102.7 | 96.1 | | 110.2 | 77.6 | | 118.2 | 103.0 | | |
| 03 | 100.1 | | | 92.9 | | 105.0 | 95.3 | | 109.7 | 77.3 | | 115.0 | 100.5 | | |
| 04 | 101.9 | | | 94.4 | | 106.1 | 94.1 | | 115.2 | 81.9 | | 108.1 | 101.0 | | |
| 05 | 101.1 | | | 92.9 | | 106.9 | 96.3 | | 108.5 | 76.5 | | | 100.6 | | |
| 06 | 101.5 | | | 91.7 | | 108.1 | 97.2 | | 111.4 | 80.5 | | | 104.0 | | |
| 07 | 102.7 | | | 94.2 | | 100.9 | | | 114.3 | | | | 104.0 | | |
| 08 | | | | | | | | | | | | | 101.7 | | |
| 0416 | Textilien NACE Rev.1 17 saisonbereinigt | | | | Textiles NACE Rev.1 17 seasonally adjusted 1990 = 100 | | | | | | Textiles NACE Rev.1 17 désaisonné | | | | |
| 1991 | 96.5 | 88.3 | 98.6 | 97.4 | 90.1 | 93.5 | 94.8 | 99.8 | 99.6 | 105.9 | 94.6 | 104.5 | 90.5 | 99.6 | 98.3 |
| 1992 | 94.4 | 94.5 | 91.2 | 88.5 | 81.3 | 87.0 | 93.4 | 105.2 | 100.4 | 114.7 | 88.8 | 98.2 | 89.9 | 107.1 | 94.7 |
| 1993 | 89.6 | 84.6 | 86.7 | 78.9 | 76.6 | 78.4 | 86.5 | 107.8 | 98.2 | 112.0 | 87.8 | 86.1 | 89.6 | 108.9 | 85.3 |
| 1994 | 93.3 | 85.2 | 88.8 | 75.9 | 74.4 | 87.2 | 89.9 | 110.5 | 105.6 | 123.1 | 92.6 | 89.7 | 90.4 | 112.3 | 81.9 |
| | | | | | | | | | 1990 = 100 | | | | | | |
| 1994 06 | 94.0 | 87.0 | 90.6 | 77.3 | 75.3 | 88.3 | 90.5 | 119.8 | 105.8 | 124.9 | 94.9 | 89.8 | 90.5 | 112.0 | 82.0 |
| 07 | 94.3 | 80.0 | 92.5 | 73.4 | 77.6 | 87.5 | 91.7 | 96.2 | 109.5 | 114.7 | 97.3 | 86.4 | 90.9 | 112.7 | 81.3 |
| 08 | 93.6 | 86.2 | 82.6 | 76.6 | 71.8 | 97.5 | 89.6 | 114.3 | 105.0 | 135.4 | 88.1 | 95.0 | 90.1 | 112.7 | 82.7 |
| 09 | 94.1 | 83.1 | 82.9 | 74.2 | 77.4 | 87.9 | 89.8 | 113.4 | 108.3 | 116.8 | 96.4 | 91.0 | 90.9 | 112.2 | 82.4 |
| 10 | 93.0 | 83.1 | 76.9 | 73.1 | 73.4 | 86.3 | 87.8 | 109.3 | 105.8 | 119.3 | 92.9 | 88.9 | 90.7 | 113.8 | 81.4 |
| 11 | 94.2 | 84.6 | 82.9 | 75.8 | 73.3 | 86.4 | 90.6 | 124.4 | 107.5 | 133.0 | 93.1 | 89.6 | 92.2 | 115.1 | 81.5 |
| 12 | 95.1 | 80.5 | 88.8 | 78.3 | 66.5 | 88.1 | 90.0 | 93.8 | 110.8 | 134.6 | 96.6 | 84.9 | 92.1 | 114.9 | 80.9 |
| 1995 01 | 94.1 | 83.3 | 89.3 | 77.6 | 73.8 | 92.1 | 89.5 | 108.5 | 105.8 | 129.9 | 90.7 | 89.4 | 90.1 | 116.2 | 80.0 |
| 02 | 94.0 | | 84.8 | 76.9 | 71.4 | 89.9 | 91.5 | 108.7 | 105.8 | 111.0 | 90.0 | 86.1 | 91.1 | 114.5 | 79.7 |
| 03 | 93.7 | | 88.0 | 75.9 | 71.7 | 87.2 | 90.1 | 138.1 | 107.8 | 119.8 | 90.7 | 87.4 | 90.2 | 114.9 | 79.5 |
| 04 | 93.2 | | 83.2 | 75.8 | 68.1 | 86.0 | 90.7 | 109.8 | 105.8 | 116.2 | 91.4 | 84.3 | 88.6 | 114.3 | |
| 05 | 93.3 | | 85.9 | 76.1 | 69.1 | 87.9 | 88.6 | 115.9 | 105.6 | 123.8 | 88.7 | 90.1 | 88.6 | | |
| 06 | 92.8 | | 83.6 | 75.5 | 68.9 | 87.7 | 89.9 | 122.4 | 104.0 | 109.8 | | | 88.7 | | |
| 07 | 93.4 | | 87.9 | 80.4 | 69.3 | 88.5 | | | 105.2 | | | | 88.1 | | |
| 08 | | | 82.0 | | | | | | | | | | 87.1 | | |

**PRODUKTION NACH
PRODUKT-BEREICHEN**

**PRODUCTION
BY BRANCH**

PRODUCTION PAR BRANCHE

| | EUR | B | DK | D(*) | GR | E | F | IRL | I | L | NL | P | UK | USA | JAP |
|-------------|---|-------|-------|-------|--|-------|-------|-------|-------|-------|-------|---|-------|-------|-----|
| 0417 | Nahrungsmittel, usw. NACE Rev.1 15 saisonbereinigt | | | | Food, etc. NACE Rev.1 15 seasonally adjusted 1990 = 100 | | | | | | | Produits alimentaires, etc. NACE Rev.1 15 désaisonné | | | |
| 1991 | 102.3 | 101.6 | 102.3 | 103.6 | 106.1 | 101.8 | 102.4 | 104.4 | 102.7 | 102.4 | 103.5 | 102.0 | 99.6 | | |
| 1992 | 102.3 | 103.2 | 104.7 | 103.4 | 113.2 | 97.7 | 102.9 | 111.6 | 102.1 | 103.9 | 103.6 | 97.3 | 101.0 | | |
| 1993 | 103.3 | 102.2 | 106.4 | 103.5 | 113.4 | 98.4 | 104.8 | 116.3 | 103.4 | 101.8 | 101.7 | 98.4 | 102.0 | | |
| 1994 | 105.2 | 99.6 | 114.0 | 105.3 | 115.5 | 100.5 | 106.3 | 125.0 | 104.6 | 105.2 | 103.3 | 96.1 | 104.4 | | |
| | <i>1990 = 100</i> | | | | | | | | | | | | | | |
| 1994 06 | 104.8 | 99.9 | 115.0 | 105.6 | 123.7 | 98.8 | 105.0 | 122.8 | 105.2 | 101.0 | 102.5 | 93.6 | 104.4 | | |
| 07 | 105.8 | 98.4 | 117.2 | 105.3 | 126.5 | 100.9 | 106.7 | 126.4 | 106.9 | 106.3 | 106.3 | 96.3 | 104.8 | | |
| 08 | 107.4 | 98.3 | 111.7 | 106.3 | 110.6 | 102.6 | 110.1 | 128.8 | 108.2 | 110.4 | 104.2 | 100.9 | 105.5 | | |
| 09 | 104.8 | 97.9 | 113.2 | 104.7 | 111.3 | 98.6 | 106.6 | 126.7 | 103.4 | 102.8 | 100.6 | 100.5 | 105.7 | | |
| 10 | 105.3 | 97.7 | 110.0 | 105.0 | 110.0 | 101.4 | 106.3 | 129.3 | 104.8 | 101.3 | 102.5 | 93.7 | 104.4 | | |
| 11 | 106.2 | 98.9 | 109.1 | 107.4 | 114.8 | 100.1 | 109.5 | 132.3 | 101.8 | 103.9 | 103.3 | 95.8 | 104.7 | | |
| 12 | 106.5 | 98.8 | 114.6 | 105.3 | 118.6 | 99.7 | 108.2 | 134.9 | 109.9 | 105.7 | 107.1 | 94.2 | 104.3 | | |
| 1995 01 | 104.4 | 100.2 | 109.8 | 103.0 | 121.4 | 100.4 | 105.5 | 142.5 | 99.8 | 99.4 | 101.8 | 100.9 | 104.3 | | |
| 02 | 105.3 | | 110.9 | 105.6 | 110.0 | 96.6 | 107.6 | 137.4 | 103.2 | 106.6 | 106.3 | 94.1 | 105.0 | | |
| 03 | 105.1 | | 108.9 | 104.4 | 119.7 | 98.4 | 106.0 | 139.2 | 105.3 | 103.9 | 103.7 | 93.8 | 105.2 | | |
| 04 | 106.9 | | 110.8 | 105.8 | 121.3 | 99.6 | 107.6 | 142.5 | 108.9 | 103.4 | 104.1 | 96.5 | 106.4 | | |
| 05 | 107.7 | | 111.5 | 107.5 | 132.8 | 101.4 | 109.1 | 142.5 | 104.7 | 101.5 | 105.7 | 104.6 | 107.8 | | |
| 06 | 106.9 | | 114.8 | 105.5 | 121.4 | 102.2 | 108.3 | 144.4 | 103.8 | 103.2 | | | 108.0 | | |
| 07 | 106.8 | | 114.1 | 106.8 | 127.4 | 97.1 | | | 107.8 | | | | 107.6 | | |
| 08 | | | 112.7 | | | | | | | | | | 108.3 | | |
| 0418 | Bekleidung NACE Rev.1 18 saisonbereinigt | | | | Clothing NACE Rev.1 18 seasonally adjusted 1990 = 100 | | | | | | | Habillement NACE Rev.1 18 désaisonné | | | |
| 1991 | 96.7 | 106.6 | 107.8 | 97.0 | 102.2 | 95.2 | 93.0 | 87.1 | 99.9 | 85.9 | 99.9 | 100.9 | 90.3 | 100.8 | |
| 1992 | 92.6 | 108.3 | 104.4 | 84.4 | 99.5 | 84.4 | 89.2 | 83.8 | 98.4 | 69.4 | 91.6 | 98.7 | 92.4 | 103.1 | |
| 1993 | 87.5 | 117.3 | 97.2 | 74.7 | 91.5 | 74.5 | 82.7 | 74.3 | 94.4 | 29.9 | 92.9 | 88.9 | 92.4 | 103.0 | |
| 1994 | 88.9 | 114.3 | 104.1 | 64.2 | 82.1 | 84.5 | 69.4 | 70.1 | 99.9 | 24.6 | 90.4 | 79.0 | 96.5 | 104.5 | |
| | <i>1990 = 100</i> | | | | | | | | | | | | | | |
| 1994 06 | 88.4 | 118.4 | 108.5 | 64.8 | 81.7 | 87.0 | | 65.5 | 96.2 | 24.2 | 89.3 | 77.3 | 97.1 | 105.5 | |
| 07 | 87.2 | 94.5 | 106.1 | 65.0 | 82.5 | 85.6 | | 69.8 | 101.5 | 17.1 | 89.2 | 76.9 | 93.9 | 105.3 | |
| 08 | 89.0 | 116.9 | 101.9 | 65.1 | 73.4 | 79.0 | | 63.0 | 106.9 | 24.6 | 93.3 | 90.1 | 94.7 | 104.9 | |
| 09 | 91.7 | 111.6 | 104.1 | 60.3 | 80.3 | 83.2 | | 74.1 | 104.5 | 23.1 | 92.0 | 76.9 | 94.4 | 105.2 | |
| 10 | 90.9 | 114.7 | 103.3 | 58.1 | 75.8 | 86.2 | | 73.1 | 103.5 | 23.4 | 88.4 | 77.2 | 95.8 | 105.1 | |
| 11 | 87.7 | 116.8 | 102.9 | 59.3 | 76.9 | 88.4 | | 65.9 | 101.1 | 23.3 | 88.9 | 82.2 | 98.7 | 105.0 | |
| 12 | 89.4 | 112.3 | 106.5 | 61.4 | 84.2 | 85.5 | | 70.9 | 104.0 | 21.5 | 89.6 | 75.3 | 97.6 | 105.1 | |
| 1995 01 | 88.3 | 114.3 | 111.9 | 60.3 | 75.4 | 85.3 | | 67.2 | 103.6 | 20.8 | 85.9 | 89.4 | 97.8 | 104.3 | |
| 02 | 90.3 | | 109.5 | 58.0 | 83.0 | 83.4 | | 65.3 | 105.0 | 19.6 | 90.5 | 87.1 | 96.7 | 103.4 | |
| 03 | 88.8 | | 112.4 | 56.7 | 77.4 | 82.9 | | 65.0 | 107.2 | 20.0 | 88.0 | 85.6 | 94.5 | 102.6 | |
| 04 | 90.3 | | 118.7 | 61.4 | 72.2 | 82.9 | | 65.9 | 108.5 | 20.0 | 88.8 | 81.2 | 95.3 | 99.9 | |
| 05 | 91.6 | | 111.6 | 62.5 | 69.7 | 84.2 | | 64.5 | 108.9 | 14.3 | 85.7 | 88.9 | 95.4 | | |
| 06 | 90.8 | | 99.7 | 61.0 | 80.7 | 85.9 | | 62.3 | 110.0 | 13.7 | | | 94.7 | | |
| 07 | 89.6 | | 107.0 | 60.3 | 79.1 | 85.0 | | | 108.2 | | | | 93.4 | | |
| 08 | | | 107.9 | | | | | | | | | | 92.0 | | |

**PRODUKTION NACH
PRODUKT-BEREICHEN**

**PRODUCTION
BY BRANCH**

PRODUCTION PAR BRANCHE

| | EUR | B | DK | D(*) | GR | E | F | IRL | I | L | NL | P | UK | USA | JAP |
|-------------|------------------------|-------|-------|----------------------------|-------|-------|----------------------|-------|-------|-------|-------|-------|-------|-------|-----|
| 0419 | Schuhe | | | Footwear | | | Chaussures | | | | | | | | |
| | NACE Rev.1 19 | | | NACE Rev.1 19 | | | NACE Rev.1 19 | | | | | | | | |
| | saisonbereinigt | | | seasonally adjusted | | | désaisonné | | | | | | | | |
| | | | | | | | <i>1990 = 100</i> | | | | | | | | |
| 1991 | 95.1 | 85.1 | 111.4 | 94.0 | 94.1 | 94.9 | 93.9 | 91.2 | 97.3 | | 96.8 | 97.8 | 86.2 | | |
| 1992 | 91.3 | 82.4 | 117.2 | 83.2 | 89.0 | 89.8 | 90.2 | 77.5 | 94.7 | | 90.0 | 97.2 | 83.2 | | |
| 1993 | 90.6 | 69.5 | 122.3 | 74.0 | 94.2 | 81.8 | 87.0 | | 97.3 | | 86.8 | 94.1 | 86.6 | | |
| 1994 | 95.0 | 41.7 | 140.9 | 62.6 | 87.1 | 85.3 | 85.5 | | 108.4 | | 83.1 | 99.3 | 85.8 | | |
| | | | | | | | <i>1990 = 100</i> | | | | | | | | |
| 1994 06 | 94.8 | | 144.4 | 65.9 | 88.6 | 84.9 | 84.9 | | 107.1 | | 83.4 | 95.3 | 83.8 | | |
| 07 | 95.9 | | 146.9 | 60.7 | 98.6 | 85.4 | 89.9 | | 107.7 | | 79.5 | 101.6 | 83.6 | | |
| 08 | 97.7 | | 149.4 | 60.6 | 83.3 | 83.1 | 85.7 | | 123.5 | | 84.2 | 122.8 | 82.3 | | |
| 09 | 94.3 | | 126.3 | 61.5 | 81.9 | 83.1 | 85.0 | | 108.6 | | 83.1 | 99.2 | 82.7 | | |
| 10 | 94.9 | | 143.2 | 58.0 | 68.8 | 83.0 | 84.8 | | 108.5 | | 82.8 | 100.7 | 89.6 | | |
| 11 | 96.7 | | 133.4 | 61.4 | 82.7 | 84.0 | 84.8 | | 111.5 | | 84.0 | 95.4 | 91.0 | | |
| 12 | 96.2 | | 143.2 | 61.4 | 82.5 | 81.2 | 87.0 | | 110.1 | | 84.2 | 91.4 | 92.9 | | |
| 1995 01 | 95.1 | | 149.2 | 62.6 | 84.1 | 80.0 | 85.7 | | 110.9 | | 76.8 | 98.5 | 83.8 | | |
| 02 | 95.2 | | 147.0 | 61.7 | 79.6 | 78.0 | 85.3 | | 111.7 | | 83.1 | 98.8 | 83.9 | | |
| 03 | 94.1 | | 134.2 | 61.3 | 80.3 | 78.5 | 85.0 | | 110.3 | | 80.3 | 97.0 | 83.3 | | |
| 04 | 94.4 | | 135.2 | 60.2 | 89.9 | 76.7 | 83.1 | | 111.8 | | 82.5 | 91.2 | 84.4 | | |
| 05 | 96.2 | | 130.7 | 61.8 | 79.2 | 77.7 | 87.2 | | 113.3 | | 84.2 | 88.9 | 84.1 | | |
| 06 | 94.7 | | 121.4 | 59.2 | 82.9 | 78.7 | 87.4 | | 110.9 | | | | 84.1 | | |
| 07 | 98.1 | | 133.0 | 62.4 | 96.2 | 77.3 | | | 115.2 | | | | 85.3 | | |
| 08 | | | 109.5 | | | | | | | | | | 86.6 | | |
| 0420 | Papier | | | Papier | | | Papier | | | | | | | | |
| | NACE Rev.1 21 | | | NACE Rev.1 21 | | | NACE Rev.1 21 | | | | | | | | |
| | saisonbereinigt | | | seasonally adjusted | | | désaisonné | | | | | | | | |
| | | | | | | | <i>1990 = 100</i> | | | | | | | | |
| 1991 | 101.2 | 97.6 | 104.2 | 100.3 | 107.6 | 102.7 | 103.5 | 101.8 | 102.4 | 133.5 | 98.9 | 110.5 | 98.4 | 115.2 | |
| 1992 | 102.2 | 101.8 | 103.7 | 99.1 | 109.8 | 101.8 | 109.6 | 103.7 | 102.0 | 235.3 | 100.7 | 107.5 | 99.3 | 117.9 | |
| 1993 | 101.0 | 93.5 | 89.6 | 96.1 | 102.2 | 101.3 | 107.2 | 103.1 | 103.1 | 299.5 | 99.0 | 99.7 | 102.6 | 121.9 | |
| 1994 | 107.3 | 96.6 | 101.0 | 100.5 | 109.2 | 112.0 | 115.2 | 106.6 | 111.4 | 296.3 | 103.8 | 105.8 | 106.3 | | |

**MEINUNGSUMFRAGE:
INDUSTRIE**
OPINIONS IN INDUSTRY
**OPINIONS DANS
L'INDUSTRIE**

| | EUR | B | DK | D(*) | GR | E | F | IRL | I | L | NL | P | UK |
|-------------|---|-------|------|-------|--|-------|-------|-------|---|-------|-------|-------|-------|
| 0501 | Produktionsaussichten Industrie insgesamt NACE 1-4 | | | | Production expectations all industry NACE 1-4 | | | | Perspectives de production ensemble industrie NACE 1-4 | | | | |
| | <i>BALANCE %</i> | | | | | | | | | | | | |
| 1993 08 | -9.0 | -27.0 | | -16.0 | 19.0 | -16.0 | -22.0 | 3.0 | -6.0 | -15.0 | -3.0 | -7.0 | 16.0 |
| 09 | -3.0 | -26.0 | | -8.0 | 22.0 | -4.0 | -18.0 | 3.0 | 2.0 | -14.0 | 4.0 | -5.0 | 17.0 |
| 10 | -6.0 | -27.0 | | -16.0 | 20.0 | -2.0 | -12.0 | 5.0 | -6.0 | -21.0 | 5.0 | -4.0 | 7.0 |
| 11 | -7.0 | -21.0 | | -14.0 | 12.0 | -11.0 | -22.0 | -6.0 | 0.0 | -15.0 | 5.0 | -2.0 | 12.0 |
| 12 | -7.0 | -20.0 | | -12.0 | 8.0 | -13.0 | -18.0 | -2.0 | 2.0 | -11.0 | -5.0 | -3.0 | 9.0 |
| 1994 01 | 2.0 | -7.0 | 6.0 | -6.0 | 17.0 | -5.0 | -5.0 | 15.0 | 9.0 | -14.0 | 12.0 | -1.0 | 16.0 |
| 02 | 10.0 | 6.0 | 28.0 | 4.0 | 25.0 | 10.0 | 2.0 | 17.0 | 16.0 | -8.0 | 11.0 | 3.0 | 24.0 |
| 03 | 13.0 | -4.0 | 14.0 | 6.0 | 28.0 | 11.0 | 14.0 | 10.0 | 20.0 | 3.0 | 9.0 | 6.0 | 22.0 |
| 04 | 14.0 | -3.0 | | 8.0 | 32.0 | 13.0 | 18.0 | 16.0 | 21.0 | -5.0 | 9.0 | 11.0 | 16.0 |
| 05 | 17.0 | -1.0 | | 8.0 | 30.0 | 12.0 | 22.0 | 13.0 | 25.0 | -4.0 | 10.0 | 8.0 | 23.0 |
| 06 | 12.0 | -1.0 | | 7.0 | 28.0 | 4.0 | 8.0 | 1.0 | 17.0 | -4.0 | 9.0 | 6.0 | 22.0 |
| 07 | 9.0 | -3.0 | | 10.0 | 27.0 | 1.0 | 7.0 | 8.0 | 8.0 | 0.0 | 5.0 | 6.0 | 13.0 |
| 08 | 14.0 | 6.0 | | 10.0 | 30.0 | 0.0 | 10.0 | 12.0 | 16.0 | -3.0 | 11.0 | 13.0 | 31.0 |
| 09 | 16.0 | 7.0 | | 9.0 | 33.0 | 9.0 | 14.0 | 26.0 | 21.0 | 4.0 | 16.0 | 14.0 | 23.0 |
| 10 | 15.0 | 7.0 | | 8.0 | 24.0 | 10.0 | 19.0 | 23.0 | 20.0 | | 11.0 | 14.0 | 19.0 |
| 0502 | Auftragsbestand Industrie insgesamt NACE 1-4 | | | | Order books all industry NACE 1-4 | | | | Carnet de commandes ensemble industrie NACE 1-4 | | | | |
| | <i>BALANCE %</i> | | | | | | | | | | | | |
| 1993 08 | -44.0 | -42.0 | | -57.0 | -22.0 | -59.0 | -59.0 | -15.0 | -37.0 | -52.0 | -17.0 | -48.0 | -18.0 |
| 09 | -45.0 | -40.0 | | -57.0 | -19.0 | -49.0 | -59.0 | -29.0 | -42.0 | -55.0 | -20.0 | -49.0 | -21.0 |
| 10 | -41.0 | -44.0 | | -55.0 | -10.0 | -45.0 | -56.0 | -6.0 | -26.0 | -45.0 | -20.0 | -46.0 | -30.0 |
| 11 | -44.0 | -42.0 | | -59.0 | -26.0 | -49.0 | -59.0 | -5.0 | -30.0 | -54.0 | -23.0 | -39.0 | -23.0 |
| 12 | -40.0 | -40.0 | | -57.0 | -27.0 | -49.0 | -56.0 | -12.0 | -23.0 | -51.0 | -25.0 | -36.0 | -19.0 |
| 1994 01 | -38.0 | -37.0 | -6.0 | -57.0 | -17.0 | -38.0 | -51.0 | 0.0 | -21.0 | -38.0 | -22.0 | -36.0 | -21.0 |
| 02 | -35.0 | -30.0 | 9.0 | -51.0 | -20.0 | -46.0 | -43.0 | -4.0 | -28.0 | -39.0 | -16.0 | -30.0 | -11.0 |
| 03 | -26.0 | -26.0 | 31.0 | -43.0 | -25.0 | -30.0 | -26.0 | -5.0 | -16.0 | -29.0 | -13.0 | -21.0 | -14.0 |
| 04 | -23.0 | -24.0 | | -41.0 | -23.0 | -19.0 | -19.0 | -9.0 | -14.0 | -29.0 | -9.0 | -22.0 | -17.0 |
| 05 | -18.0 | -25.0 | | -37.0 | -18.0 | -25.0 | -7.0 | -9.0 | -10.0 | -23.0 | -12.0 | -23.0 | -3.0 |
| 06 | -16.0 | -22.0 | | -34.0 | -23.0 | -20.0 | -10.0 | -1.0 | -7.0 | -22.0 | -9.0 | -18.0 | -3.0 |
| 07 | -13.0 | -16.0 | | -31.0 | -17.0 | -10.0 | -7.0 | 2.0 | -4.0 | -19.0 | -6.0 | -22.0 | -9.0 |
| 08 | -10.0 | -15.0 | | -28.0 | -17.0 | -8.0 | -2.0 | -1.0 | -7.0 | -24.0 | -4.0 | -21.0 | 4.0 |
| 09 | -10.0 | -14.0 | | -25.0 | -17.0 | -15.0 | 2.0 | 14.0 | -12.0 | -14.0 | -4.0 | -17.0 | 2.0 |
| 10 | -6.0 | -18.0 | | -20.0 | -14.0 | -3.0 | 3.0 | 6.0 | -1.0 | -3.0 | -3.0 | -12.0 | -2.0 |
| 0503 | Lagerbestände an Fertigerzeugnissen Industrie insgesamt NACE 1-4 | | | | Stocks of finished products all industry NACE 1-4 | | | | Stocks de produits finis ensemble industrie NACE 1-4 | | | | |
| | <i>BALANCE %</i> | | | | | | | | | | | | |
| 1993 08 | 23.0 | 11.0 | | 28.0 | 12.0 | 34.0 | 29.0 | 18.0 | 17.0 | 24.0 | 9.0 | 15.0 | 17.0 |
| 09 | 20.0 | 10.0 | | 25.0 | 14.0 | 27.0 | 28.0 | 21.0 | 15.0 | 21.0 | 11.0 | 17.0 | 11.0 |
| 10 | 19.0 | 9.0 | | 23.0 | 4.0 | 31.0 | 21.0 | 13.0 | 13.0 | 16.0 | 7.0 | 12.0 | 18.0 |
| 11 | 19.0 | 5.0 | | 26.0 | 13.0 | 25.0 | 24.0 | 20.0 | 13.0 | 12.0 | 9.0 | 8.0 | 14.0 |
| 12 | 17.0 | 5.0 | | 22.0 | 9.0 | 23.0 | 22.0 | 12.0 | 10.0 | 13.0 | 8.0 | 6.0 | 15.0 |
| 1994 01 | 15.0 | 1.0 | -7.0 | 21.0 | 11.0 | 23.0 | 19.0 | 9.0 | 8.0 | 19.0 | 6.0 | 11.0 | 13.0 |
| 02 | 13.0 | -2.0 | 7.0 | 20.0 | 6.0 | 17.0 | 18.0 | 10.0 | 5.0 | 1.0 | 7.0 | 6.0 | 13.0 |
| 03 | 14.0 | 4.0 | 2.0 | 18.0 | 10.0 | 16.0 | 23.0 | 7.0 | 6.0 | 5.0 | 8.0 | 5.0 | 14.0 |
| 04 | 12.0 | -1.0 | | 17.0 | 11.0 | 15.0 | 9.0 | 0.0 | 6.0 | 1.0 | 6.0 | 7.0 | 18.0 |
| 05 | 11.0 | 1.0 | | 13.0 | 10.0 | 11.0 | 9.0 | 16.0 | 8.0 | -3.0 | 6.0 | 6.0 | 15.0 |
| 06 | 10.0 | 3.0 | | 13.0 | 3.0 | 12.0 | 6.0 | 13.0 | 9.0 | 4.0 | 3.0 | 5.0 | 10.0 |
| 07 | 9.0 | 2.0 | | 10.0 | 6.0 | 16.0 | 6.0 | 4.0 | 9.0 | 4.0 | 2.0 | 4.0 | 12.0 |
| 08 | 5.0 | -2.0 | | 8.0 | 5.0 | 13.0 | 1.0 | 9.0 | 5.0 | -1.0 | -1.0 | 9.0 | 8.0 |
| 09 | 7.0 | 0.0 | | 9.0 | 5.0 | 13.0 | -3.0 | 9.0 | 6.0 | -1.0 | 1.0 | 8.0 | 12.0 |
| 10 | 4.0 | 1.0 | | 6.0 | 9.0 | 10.0 | -2.0 | 8.0 | 1.0 | | 1.0 | -6.0 | 10.0 |

**MEINUNGSUMFRAGE:
INDUSTRIE**
OPINIONS IN INDUSTRY
**OPINIONS DANS
L'INDUSTRIE**

| | EUR | B | DK | D(*) | GR | E | F | IRL | I | L | NL | P | UK |
|-------------|---|-------|------|-------|---|-------|-------|-------|--|-------|-------|-------|-------|
| 0504 | Produktionsaussichten Grundstoffe und Produktionsgüter | | | | Production expectations intermediate goods | | | | Perspectives de production biens intermédiaires | | | | |
| | <i>BALANCE %</i> | | | | | | | | | | | | |
| 1993 08 | -5.0 | -38.0 | | -11.0 | 12.0 | -14.0 | -19.0 | -12.0 | -4.0 | -11.0 | -9.0 | -15.0 | 25.0 |
| 09 | -1.0 | -38.0 | | -8.0 | 14.0 | -1.0 | -17.0 | 12.0 | 5.0 | -10.0 | 0.0 | -6.0 | 25.0 |
| 10 | -6.0 | -35.0 | | -13.0 | 11.0 | -9.0 | -16.0 | 1.0 | 0.0 | -19.0 | 5.0 | -10.0 | 12.0 |
| 11 | -7.0 | -23.0 | | -14.0 | 2.0 | -11.0 | -27.0 | -9.0 | 3.0 | -10.0 | 11.0 | -5.0 | 12.0 |
| 12 | -5.0 | -26.0 | | -10.0 | 0.0 | -18.0 | -9.0 | -2.0 | 0.0 | -2.0 | -4.0 | -3.0 | 11.0 |
| 1994 01 | 5.0 | -11.0 | 15.0 | -2.0 | 9.0 | -11.0 | 0.0 | 9.0 | 12.0 | -5.0 | 22.0 | 3.0 | 20.0 |
| 02 | 16.0 | 18.0 | 40.0 | 10.0 | 24.0 | 9.0 | 17.0 | 13.0 | 15.0 | -10.0 | 17.0 | 10.0 | 32.0 |
| 03 | 18.0 | -6.0 | 12.0 | 14.0 | 21.0 | 20.0 | 17.0 | 15.0 | 24.0 | 7.0 | 7.0 | 10.0 | 27.0 |
| 04 | 19.0 | 4.0 | | 15.0 | 19.0 | 20.0 | 19.0 | 4.0 | 25.0 | -4.0 | 12.0 | 19.0 | 18.0 |
| 05 | 22.0 | -4.0 | | 15.0 | 24.0 | 28.0 | 24.0 | 33.0 | 23.0 | -5.0 | 6.0 | 15.0 | 37.0 |
| 06 | 14.0 | -5.0 | | 13.0 | 21.0 | 12.0 | 8.0 | 9.0 | 17.0 | -8.0 | 14.0 | 11.0 | 23.0 |
| 07 | 12.0 | -4.0 | | 17.0 | 18.0 | 8.0 | 4.0 | 11.0 | 7.0 | -1.0 | 7.0 | 7.0 | 26.0 |
| 08 | 16.0 | 17.0 | | 17.0 | 25.0 | -1.0 | 7.0 | 0.0 | 17.0 | -8.0 | 9.0 | 16.0 | 33.0 |
| 09 | 18.0 | 16.0 | | 13.0 | 31.0 | 10.0 | 11.0 | 24.0 | 27.0 | 6.0 | 15.0 | 18.0 | 27.0 |
| 10 | 20.0 | 8.0 | | 10.0 | 27.0 | 15.0 | 25.0 | 15.0 | 22.0 | | 10.0 | 17.0 | 31.0 |
| 0505 | Auftragsbestand Grundstoffe und Produktionsgüter | | | | Order books intermediate goods | | | | Carnet de commande biens intermédiaires | | | | |
| | <i>BALANCE %</i> | | | | | | | | | | | | |
| 1993 08 | -48.0 | -53.0 | | -59.0 | -31.0 | -61.0 | -66.0 | -22.0 | -33.0 | -57.0 | -17.0 | -46.0 | -31.0 |
| 09 | -49.0 | -53.0 | | -59.0 | -31.0 | -40.0 | -70.0 | -12.0 | -49.0 | -59.0 | -16.0 | -45.0 | -30.0 |
| 10 | -45.0 | -59.0 | | -57.0 | -20.0 | -58.0 | -61.0 | 9.0 | -30.0 | -50.0 | -19.0 | -43.0 | -33.0 |
| 11 | -46.0 | -54.0 | | -61.0 | -31.0 | -44.0 | -66.0 | -3.0 | -30.0 | -60.0 | -20.0 | -36.0 | -27.0 |
| 12 | -42.0 | -54.0 | | -58.0 | -32.0 | -47.0 | -60.0 | 4.0 | -20.0 | -56.0 | -24.0 | -34.0 | -28.0 |
| 1994 01 | -37.0 | -43.0 | -2.0 | -57.0 | -21.0 | -42.0 | -56.0 | -2.0 | -17.0 | -40.0 | -21.0 | -24.0 | -18.0 |
| 02 | -30.0 | -37.0 | 19.0 | -49.0 | -16.0 | -41.0 | -38.0 | 6.0 | -22.0 | -43.0 | -11.0 | -21.0 | -9.0 |
| 03 | -21.0 | -29.0 | 36.0 | -39.0 | -19.0 | -26.0 | -18.0 | 15.0 | -16.0 | -29.0 | -7.0 | -15.0 | -9.0 |
| 04 | -18.0 | -33.0 | | -38.0 | -25.0 | -18.0 | -7.0 | -20.0 | -13.0 | -30.0 | -4.0 | -10.0 | -12.0 |
| 05 | -10.0 | -29.0 | | -25.0 | -17.0 | -18.0 | 8.0 | 9.0 | -12.0 | -22.0 | -8.0 | -9.0 | 10.0 |
| 06 | -6.0 | -26.0 | | -22.0 | -24.0 | -18.0 | 9.0 | 21.0 | -6.0 | -26.0 | 0.0 | -3.0 | 10.0 |
| 07 | -4.0 | -23.0 | | -19.0 | -20.0 | -9.0 | 8.0 | 10.0 | 0.0 | -23.0 | 2.0 | -5.0 | 2.0 |
| 08 | -1.0 | -17.0 | | -14.0 | -21.0 | -11.0 | 13.0 | 5.0 | -7.0 | -30.0 | 3.0 | -5.0 | 16.0 |
| 09 | 0.0 | -17.0 | | -10.0 | -23.0 | -8.0 | 18.0 | 22.0 | -11.0 | -16.0 | 3.0 | -1.0 | 12.0 |
| 10 | 6.0 | -23.0 | | -6.0 | -22.0 | -4.0 | 21.0 | 21.0 | 7.0 | | 6.0 | 0.0 | 16.0 |
| 0506 | Lagerbestände an Fertigerzeugnissen Grundstoffe und Produktionsgüter | | | | Stocks of finished products intermediate goods | | | | Stocks de produits finis biens intermédiaires | | | | |
| | <i>BALANCE %</i> | | | | | | | | | | | | |
| 1993 08 | 24.0 | 11.0 | | 28.0 | 10.0 | 30.0 | 33.0 | 3.0 | 18.0 | 24.0 | 9.0 | 18.0 | 18.0 |
| 09 | 20.0 | 10.0 | | 24.0 | 13.0 | 22.0 | 31.0 | 18.0 | 14.0 | 21.0 | 12.0 | 28.0 | 12.0 |
| 10 | 21.0 | 6.0 | | 26.0 | 8.0 | 52.0 | 22.0 | 1.0 | 7.0 | 16.0 | 8.0 | 23.0 | 17.0 |
| 11 | 18.0 | 3.0 | | 27.0 | 13.0 | 19.0 | 21.0 | 16.0 | 12.0 | 11.0 | 10.0 | 11.0 | 17.0 |
| 12 | 18.0 | 3.0 | | 22.0 | 10.0 | 23.0 | 21.0 | 12.0 | 9.0 | 11.0 | 9.0 | 8.0 | 24.0 |
| 1994 01 | 14.0 | -2.0 | -9.0 | 19.0 | 18.0 | 30.0 | 20.0 | 11.0 | 0.0 | 18.0 | 7.0 | 14.0 | 10.0 |
| 02 | 12.0 | 0.0 | -4.0 | 18.0 | 4.0 | 20.0 | 15.0 | 9.0 | -2.0 | 1.0 | 6.0 | 14.0 | 16.0 |
| 03 | 13.0 | 5.0 | -2.0 | 16.0 | 8.0 | 18.0 | 22.0 | 6.0 | 3.0 | 6.0 | 8.0 | 4.0 | 11.0 |
| 04 | 11.0 | -1.0 | | 12.0 | 10.0 | 19.0 | 17.0 | 2.0 | 2.0 | -2.0 | 4.0 | 8.0 | 14.0 |
| 05 | 11.0 | 1.0 | | 10.0 | 8.0 | 7.0 | 7.0 | 17.0 | 10.0 | -4.0 | 6.0 | 1.0 | 14.0 |
| 06 | 7.0 | 5.0 | | 12.0 | 7.0 | 15.0 | 5.0 | 1.0 | 3.0 | 5.0 | -1.0 | 1.0 | 9.0 |
| 07 | 8.0 | 6.0 | | 8.0 | 12.0 | 16.0 | 6.0 | 1.0 | 6.0 | 5.0 | -1.0 | -4.0 | 12.0 |
| 08 | 4.0 | 1.0 | | 2.0 | 9.0 | 12.0 | -1.0 | 7.0 | 5.0 | 2.0 | -3.0 | 0.0 | 9.0 |
| 09 | 3.0 | 1.0 | | 5.0 | 8.0 | 15.0 | -8.0 | 3.0 | 4.0 | -1.0 | -2.0 | 4.0 | 3.0 |
| 10 | 0.0 | 6.0 | | 5.0 | 19.0 | 7.0 | -9.0 | 6.0 | -7.0 | | -3.0 | -12.0 | 6.0 |

**MEINUNGSUMFRAGE:
INDUSTRIE**
OPINIONS IN INDUSTRY
**OPINIONS DANS
L'INDUSTRIE**

| | EUR | B | DK | D(*) | GR | E | F | IRL | I | L | NL | P | UK |
|-------------|--|-------|-------|-------|---|-------|-------|-------|--|-------|-------|-------|-------|
| 0507 | Produktionsaussichten Investitionsgüter | | | | Production expectations Investment goods | | | | Perspectives de production biens d'investissement | | | | |
| | <i>BALANCE %</i> | | | | | | | | | | | | |
| 1993 08 | -10.0 | -26.0 | | -20.0 | -10.0 | -17.0 | -22.0 | 27.0 | -18.0 | -33.0 | -2.0 | -21.0 | 21.0 |
| 09 | -9.0 | -22.0 | | -15.0 | 10.0 | -2.0 | -23.0 | 0.0 | -14.0 | -41.0 | 2.0 | -36.0 | 14.0 |
| 10 | -14.0 | -29.0 | | -25.0 | 30.0 | 0.0 | -18.0 | 2.0 | -21.0 | -49.0 | -6.0 | -20.0 | 4.0 |
| 11 | -7.0 | -21.0 | | -16.0 | 10.0 | -10.0 | -14.0 | -30.0 | -12.0 | -60.0 | -4.0 | -32.0 | 15.0 |
| 12 | -7.0 | -24.0 | | -20.0 | 28.0 | -10.0 | -14.0 | -4.0 | 2.0 | -56.0 | -8.0 | -29.0 | 12.0 |
| 1994 01 | -3.0 | -20.0 | 2.0 | -17.0 | 39.0 | -3.0 | -5.0 | 18.0 | 6.0 | -60.0 | -4.0 | -4.0 | 8.0 |
| 02 | 7.0 | -9.0 | 40.0 | -6.0 | 48.0 | 12.0 | -1.0 | 26.0 | 14.0 | -18.0 | 4.0 | -18.0 | 23.0 |
| 03 | 8.0 | -8.0 | 12.0 | 0.0 | 63.0 | 7.0 | 6.0 | 7.0 | 16.0 | -21.0 | 1.0 | -14.0 | 15.0 |
| 04 | 10.0 | -11.0 | | 1.0 | 51.0 | 11.0 | 9.0 | 46.0 | 18.0 | -18.0 | -1.0 | -16.0 | 16.0 |
| 05 | 14.0 | -2.0 | | 7.0 | 47.0 | 22.0 | 17.0 | -3.0 | 26.0 | -13.0 | 6.0 | -6.0 | 16.0 |
| 06 | 11.0 | 0.0 | | 7.0 | 54.0 | 2.0 | 12.0 | 8.0 | 10.0 | 1.0 | 11.0 | -7.0 | 19.0 |
| 07 | 6.0 | 6.0 | | 6.0 | 49.0 | -3.0 | 12.0 | 12.0 | 1.0 | 6.0 | 1.0 | -7.0 | 7.0 |
| 08 | 15.0 | 10.0 | | 9.0 | 42.0 | -1.0 | 17.0 | 29.0 | 12.0 | 21.0 | 12.0 | 10.0 | 26.0 |
| 09 | 13.0 | 9.0 | | 6.0 | 35.0 | 7.0 | 22.0 | 33.0 | 17.0 | -1.0 | 10.0 | 13.0 | 16.0 |
| 10 | 16.0 | 11.0 | | 6.0 | 26.0 | 5.0 | 22.0 | 39.0 | 27.0 | | 6.0 | -8.0 | 17.0 |
| 0508 | Auftragsbestand Investitionsgüter | | | | Order books Investment goods | | | | Carnet de commandes biens d'investissement | | | | |
| | <i>BALANCE %</i> | | | | | | | | | | | | |
| 1993 08 | -46.0 | -39.0 | | -63.0 | -37.0 | -57.0 | -53.0 | 4.0 | -57.0 | -53.0 | -33.0 | -60.0 | -11.0 |
| 09 | -46.0 | -34.0 | | -67.0 | -34.0 | -52.0 | -49.0 | -47.0 | -43.0 | -57.0 | -35.0 | -68.0 | -21.0 |
| 10 | -48.0 | -39.0 | | -68.0 | -14.0 | -34.0 | -49.0 | -3.0 | -42.0 | -49.0 | -37.0 | -49.0 | -38.0 |
| 11 | -46.0 | -38.0 | | -68.0 | -40.0 | -46.0 | -47.0 | -5.0 | -39.0 | -52.0 | -37.0 | -55.0 | -22.0 |
| 12 | -45.0 | -40.0 | | -69.0 | -43.0 | -40.0 | -53.0 | -29.0 | -40.0 | -66.0 | -34.0 | -56.0 | -16.0 |
| 1994 01 | -45.0 | -46.0 | -10.0 | -67.0 | -26.0 | -26.0 | -51.0 | 2.0 | -40.0 | -59.0 | -31.0 | -53.0 | -27.0 |
| 02 | -39.0 | -32.0 | 19.0 | -65.0 | -19.0 | -37.0 | -48.0 | -6.0 | -37.0 | -47.0 | -27.0 | -49.0 | -2.0 |
| 03 | -36.0 | -30.0 | 36.0 | -62.0 | -29.0 | -20.0 | -45.0 | -5.0 | -26.0 | -44.0 | -21.0 | -43.0 | -9.0 |
| 04 | -36.0 | -30.0 | | -61.0 | -24.0 | -12.0 | -42.0 | 7.0 | -22.0 | -34.0 | -19.0 | -39.0 | -23.0 |
| 05 | -30.0 | -28.0 | | -60.0 | -30.0 | -29.0 | -24.0 | -11.0 | -13.0 | -46.0 | -22.0 | -34.0 | -10.0 |
| 06 | -28.0 | -28.0 | | -58.0 | -34.0 | -12.0 | -22.0 | -9.0 | -9.0 | -20.0 | -22.0 | -21.0 | -13.0 |
| 07 | -23.0 | -18.0 | | -50.0 | -25.0 | -5.0 | -18.0 | 1.0 | -10.0 | -15.0 | -16.0 | -40.0 | -12.0 |
| 08 | -20.0 | -23.0 | | -45.0 | -30.0 | -4.0 | -18.0 | 10.0 | -5.0 | -18.0 | -17.0 | -41.0 | -2.0 |
| 09 | -22.0 | -19.0 | | -44.0 | -35.0 | -14.0 | -17.0 | 23.0 | -15.0 | -16.0 | -16.0 | -25.0 | -10.0 |
| 10 | -21.0 | -20.0 | | -43.0 | -20.0 | 6.0 | -13.0 | 14.0 | -14.0 | | -15.0 | -20.0 | -15.0 |
| 0509 | Lagerbestände an Fertigerzeugnissen Investitionsgüter | | | | Stocks of finished products investment goods | | | | Stocks de produits finis biens d'investissement | | | | |
| | <i>BALANCE %</i> | | | | | | | | | | | | |
| 1993 08 | 21.0 | 11.0 | | 28.0 | 24.0 | 36.0 | 17.0 | 33.0 | 19.0 | 19.0 | 9.0 | 18.0 | 18.0 |
| 09 | 21.0 | 12.0 | | 29.0 | 22.0 | 35.0 | 16.0 | 33.0 | 19.0 | 13.0 | 11.0 | 20.0 | 13.0 |
| 10 | 19.0 | 12.0 | | 23.0 | -17.0 | 20.0 | 13.0 | 33.0 | 20.0 | -3.0 | 7.0 | 23.0 | 23.0 |
| 11 | 17.0 | -1.0 | | 24.0 | 28.0 | 28.0 | 12.0 | 40.0 | 10.0 | 0.0 | 8.0 | 14.0 | 15.0 |
| 12 | 17.0 | 9.0 | | 24.0 | 39.0 | 22.0 | 7.0 | 9.0 | 12.0 | 0.0 | 6.0 | 24.0 | 20.0 |
| 1994 01 | 18.0 | 11.0 | -21.0 | 27.0 | 9.0 | 11.0 | 5.0 | 12.0 | 20.0 | 29.0 | 4.0 | 17.0 | 24.0 |
| 02 | 13.0 | -2.0 | -4.0 | 22.0 | 12.0 | 14.0 | 6.0 | -1.0 | 14.0 | -18.0 | 5.0 | -4.0 | 13.0 |
| 03 | 15.0 | -4.0 | -2.0 | 19.0 | 18.0 | 15.0 | 10.0 | 7.0 | 8.0 | -46.0 | 6.0 | 6.0 | 24.0 |
| 04 | 11.0 | -8.0 | | 17.0 | 40.0 | 11.0 | 9.0 | 2.0 | 8.0 | -9.0 | 7.0 | 6.0 | 14.0 |
| 05 | 11.0 | -6.0 | | 15.0 | 45.0 | 19.0 | 6.0 | 29.0 | 6.0 | -8.0 | 5.0 | 3.0 | 16.0 |
| 06 | 11.0 | -11.0 | | 15.0 | -2.0 | 10.0 | 5.0 | 18.0 | 13.0 | -10.0 | 5.0 | 13.0 | 14.0 |
| 07 | 13.0 | -13.0 | | 14.0 | -1.0 | 13.0 | 7.0 | 7.0 | 8.0 | -20.0 | 6.0 | 19.0 | 24.0 |
| 08 | 7.0 | -12.0 | | 12.0 | 9.0 | 9.0 | 2.0 | -4.0 | 5.0 | -46.0 | 3.0 | 12.0 | 9.0 |
| 09 | 8.0 | -13.0 | | 11.0 | 19.0 | 9.0 | -3.0 | 5.0 | 11.0 | -24.0 | 2.0 | 14.0 | 18.0 |
| 10 | 6.0 | -11.0 | | 8.0 | 15.0 | 9.0 | -6.0 | 6.0 | 12.0 | | 0.0 | 20.0 | 14.0 |

**MEINUNGSUMFRAGE:
INDUSTRIE**
OPINIONS IN INDUSTRY
**OPINIONS DANS
L'INDUSTRIE**

| | EUR | B | DK | D(*) | GR | E | F | IRL | I | L | NL | P | UK |
|-------------|--|-------|------|-------|--|-------|-------|-------|---|-------|-------|-------|-------|
| 0510 | Produktionsaussichten Verbrauchsgüter | | | | Production expectations consumption goods | | | | Perspectives de production biens de consommation | | | | |
| | <i>BALANCE %</i> | | | | | | | | | | | | |
| 1993 08 | -12.0 | -24.0 | | -27.0 | 20.0 | -23.0 | -31.0 | -19.0 | -1.0 | -18.0 | 4.0 | 8.0 | 8.0 |
| 09 | -4.0 | -25.0 | | -8.0 | 25.0 | -13.0 | -21.0 | 5.0 | 2.0 | -15.0 | 13.0 | 9.0 | 13.0 |
| 10 | -4.0 | -29.0 | | -21.0 | 33.0 | 5.0 | -5.0 | 14.0 | -6.0 | -4.0 | 15.0 | 13.0 | 3.0 |
| 11 | -8.0 | -24.0 | | -16.0 | 21.0 | -14.0 | -28.0 | -3.0 | 0.0 | -4.0 | 3.0 | 14.0 | 11.0 |
| 12 | -9.0 | -18.0 | | -16.0 | 17.0 | -11.0 | -39.0 | 0.0 | 2.0 | -18.0 | -2.0 | 18.0 | 7.0 |
| 1994 01 | 0.0 | 5.0 | 3.0 | -9.0 | 38.0 | 5.0 | -18.0 | 17.0 | 6.0 | -15.0 | 6.0 | -3.0 | 18.0 |
| 02 | 4.0 | 6.0 | 19.0 | -8.0 | 35.0 | 5.0 | -17.0 | 12.0 | 15.0 | 5.0 | 7.0 | 4.0 | 21.0 |
| 03 | 12.0 | -9.0 | 12.0 | -9.0 | 42.0 | 7.0 | 16.0 | 33.0 | 21.0 | 5.0 | 18.0 | 13.0 | 23.0 |
| 04 | 12.0 | -2.0 | | -6.0 | 52.0 | 7.0 | 27.0 | 16.0 | 19.0 | 6.0 | 14.0 | 12.0 | 12.0 |
| 05 | 14.0 | -4.0 | | -9.0 | 39.0 | 8.0 | 30.0 | 19.0 | 25.0 | 9.0 | 17.0 | 15.0 | 18.0 |
| 06 | 7.0 | -6.0 | | -8.0 | 33.0 | -3.0 | 7.0 | 11.0 | 17.0 | 11.0 | 3.0 | 11.0 | 21.0 |
| 07 | 4.0 | -14.0 | | -10.0 | 35.0 | -2.0 | 8.0 | 18.0 | 14.0 | 1.0 | 3.0 | 23.0 | 5.0 |
| 08 | 12.0 | -5.0 | | -6.0 | 36.0 | 8.0 | 11.0 | 16.0 | 18.0 | 0.0 | 13.0 | 17.0 | 32.0 |
| 09 | 12.0 | -8.0 | | -7.0 | 38.0 | 15.0 | 15.0 | 43.0 | 15.0 | -5.0 | 21.0 | 3.0 | 25.0 |
| 10 | 12.0 | -1.0 | | -1.0 | 35.0 | 5.0 | 15.0 | 24.0 | 18.0 | | 16.0 | 22.0 | 16.0 |
| 0511 | Auftragsbestand Verbrauchsgüter | | | | Order books consumption goods | | | | Carnet de commandes biens de consommation | | | | |
| | <i>BALANCE %</i> | | | | | | | | | | | | |
| 1993 08 | -41.0 | -48.0 | | -62.0 | -12.0 | -61.0 | -59.0 | -27.0 | -33.0 | -26.0 | -15.0 | -22.0 | -11.0 |
| 09 | -40.0 | -46.0 | | -57.0 | -7.0 | -62.0 | -57.0 | -25.0 | -34.0 | -30.0 | -14.0 | -37.0 | -11.0 |
| 10 | -36.0 | -41.0 | | -55.0 | -12.0 | -45.0 | -55.0 | -7.0 | -20.0 | -20.0 | -10.0 | -27.0 | -21.0 |
| 11 | -40.0 | -42.0 | | -53.0 | -30.0 | -64.0 | -65.0 | 1.0 | -27.0 | -27.0 | -15.0 | -20.0 | -20.0 |
| 12 | -38.0 | -41.0 | | -56.0 | -17.0 | -70.0 | -58.0 | -18.0 | -17.0 | -16.0 | -17.0 | -17.0 | -13.0 |
| 1994 01 | -38.0 | -41.0 | -8.0 | -60.0 | -13.0 | -57.0 | -55.0 | 4.0 | -20.0 | -14.0 | -14.0 | -28.0 | -18.0 |
| 02 | -39.0 | -29.0 | -3.0 | -55.0 | -20.0 | -69.0 | -51.0 | -2.0 | -32.0 | -13.0 | -13.0 | -14.0 | -17.0 |
| 03 | -28.0 | -34.0 | 21.0 | -46.0 | -24.0 | -59.0 | -21.0 | -16.0 | -13.0 | -14.0 | -15.0 | -9.0 | -20.0 |
| 04 | -22.0 | -27.0 | | -44.0 | -19.0 | -41.0 | -7.0 | -11.0 | -12.0 | -23.0 | -8.0 | -19.0 | -16.0 |
| 05 | -20.0 | -33.0 | | -46.0 | -14.0 | -16.0 | -2.0 | -5.0 | -9.0 | -15.0 | -11.0 | -14.0 | -10.0 |
| 06 | -21.0 | -27.0 | | -48.0 | -12.0 | -40.0 | -16.0 | -1.0 | -8.0 | -5.0 | -11.0 | -11.0 | -5.0 |
| 07 | -19.0 | -21.0 | | -49.0 | 5.0 | -24.0 | -9.0 | 11.0 | 11.0 | 0.0 | -10.0 | -15.0 | -15.0 |
| 08 | -16.0 | -23.0 | | -53.0 | 4.0 | -14.0 | -3.0 | 3.0 | -7.0 | 2.0 | -5.0 | -22.0 | -1.0 |
| 09 | -14.0 | -28.0 | | -43.0 | 3.0 | -21.0 | 3.0 | 17.0 | -13.0 | -5.0 | -4.0 | -16.0 | 4.0 |
| 10 | -11.0 | -31.0 | | -34.0 | 6.0 | -16.0 | -2.0 | 8.0 | 0.0 | | -5.0 | 1.0 | -2.0 |
| 0512 | Lagerbestände an Fertigerzeugnissen Verbrauchsgüter | | | | Stocks of finished products consumption goods | | | | Stocks de produits finis biens de consommation | | | | |
| | <i>BALANCE %</i> | | | | | | | | | | | | |
| 1993 08 | 26.0 | 24.0 | | 35.0 | 19.0 | 39.0 | 37.0 | 35.0 | 20.0 | 28.0 | 8.0 | 12.0 | 14.0 |
| 09 | 22.0 | 13.0 | | 31.0 | 14.0 | 23.0 | 38.0 | 20.0 | 17.0 | 25.0 | 8.0 | 6.0 | 7.0 |
| 10 | 20.0 | 12.0 | | 28.0 | -2.0 | 25.0 | 28.0 | 0.0 | 16.0 | 21.0 | 5.0 | -1.0 | 17.0 |
| 11 | 23.0 | 13.0 | | 30.0 | 14.0 | 32.0 | 41.0 | 11.0 | 17.0 | 24.0 | 6.0 | 12.0 | 9.0 |
| 12 | 21.0 | 17.0 | | 27.0 | 14.0 | 26.0 | 44.0 | 13.0 | 11.0 | 23.0 | 8.0 | 16.0 | 2.0 |
| 1994 01 | 20.0 | 10.0 | 6.0 | 27.0 | 6.0 | 39.0 | 36.0 | 18.0 | 14.0 | 19.0 | 6.0 | 17.0 | 5.0 |
| 02 | 20.0 | 10.0 | 19.0 | 25.0 | 9.0 | 23.0 | 39.0 | 18.0 | 12.0 | 11.0 | 10.0 | 0.0 | 9.0 |
| 03 | 19.0 | 11.0 | 14.0 | 25.0 | 10.0 | 17.0 | 39.0 | -1.0 | 9.0 | 22.0 | 8.0 | 5.0 | 9.0 |
| 04 | 15.0 | 17.0 | | 29.0 | 15.0 | 19.0 | -3.0 | 0.0 | 11.0 | 21.0 | 6.0 | 6.0 | 22.0 |
| 05 | 14.0 | 21.0 | | 24.0 | 19.0 | 2.0 | 5.0 | 12.0 | 8.0 | 3.0 | 7.0 | 20.0 | 17.0 |
| 06 | 13.0 | 22.0 | | 25.0 | -5.0 | 11.0 | 3.0 | 10.0 | 15.0 | 8.0 | 8.0 | 9.0 | 9.0 |
| 07 | 12.0 | 26.0 | | 25.0 | -3.0 | 17.0 | 3.0 | 5.0 | 13.0 | 9.0 | 3.0 | 13.0 | 5.0 |
| 08 | 10.0 | 19.0 | | 25.0 | -5.0 | 12.0 | 2.0 | 11.0 | 6.0 | 3.0 | -1.0 | 27.0 | 6.0 |
| 09 | 10.0 | 18.0 | | 23.0 | -7.0 | 8.0 | 0.0 | 3.0 | 8.0 | 9.0 | 3.0 | 6.0 | 14.0 |
| 10 | 9.0 | 11.0 | | 18.0 | 2.0 | 14.0 | 1.0 | -3.0 | 6.0 | | 5.0 | 12.0 | 10.0 |

ENERGIE

ENERGY

ÉNERGIE

| | EUR | B | DK | D(*) | GR | E | F | IRL | I | L | NL | P | UK | |
|-------------|--|-------|--|--------|-------|-------|-------|------|-------|---|-------|-------|---|--|
| 0603 | Rohöl- förderung | | Crude oil production | | | | | | | | | | Pétrole brut production | |
| | <i>1000 T</i> | | | | | | | | | | | | | |
| 1990 | 112477 | | 5994 | 3594 | 830 | 795 | 3024 | | 4678 | | 3976 | | 89586 | |
| 1991 | 113103 | | 6993 | 3405 | 836 | 1067 | 2952 | | 4332 | | 3719 | | 89799 | |
| 1992 | 116147 | | 7776 | 3279 | 687 | 1073 | 2866 | | 4491 | | 3364 | | 92611 | |
| 1993 | 121788 | | 8265 | 3064 | 562 | 874 | 2752 | | 4640 | | 3248 | | 98383 | |
| | <i>1000 T</i> | | | | | | | | | | | | | |
| 1994 01 | 12712 | | 823 | 262 | 46 | 76 | 245 | | 384 | | 401 | | 10475 | |
| 02 | 11271 | | 716 | 221 | 44 | 70 | 217 | | 384 | | 362 | | 9257 | |
| 03 | 12621 | | 806 | 246 | 47 | 70 | 243 | | 386 | | 400 | | 10423 | |
| 04 | 12510 | | 782 | 234 | 50 | 77 | 230 | | 395 | | 422 | | 10320 | |
| 05 | 12316 | | 765 | 249 | 49 | 79 | 238 | | 258 | | 332 | | 10346 | |
| 06 | 12335 | | 731 | 250 | 43 | 79 | 236 | | 379 | | 392 | | 10225 | |
| 07 | 12283 | | 758 | 242 | 43 | 77 | 232 | | 367 | | 346 | | 10218 | |
| 08 | 12619 | | 718 | 256 | 39 | 75 | 231 | | 447 | | 354 | | 10499 | |
| 09 | 12555 | | 713 | 242 | 42 | 77 | 228 | | 398 | | 311 | | 10544 | |
| 10 | 13117 | | 777 | 248 | 45 | 74 | 269 | | 417 | | 352 | | 10935 | |
| 11 | 13256 | | 756 | 231 | 40 | 76 | 262 | | 417 | | 329 | | 11145 | |
| 12 | 13989 | | 772 | 258 | 43 | 77 | 260 | | 418 | | 320 | | 11841 | |
| 1995 01 | | | 773 | 243 | 42 | | 257 | | | | 348 | | 11328 | |
| 02 | | | 706 | 215 | 37 | | 227 | | | | 305 | | 10572 | |
| 03 | | | 793 | 284 | 42 | | 262 | | | | | | 11472 | |
| 0604 | Rohöl-verarbeitung in Raffinerien | | Crude oil treated in refineries | | | | | | | | | | Pétrole brut traité dans les raffineries | |
| | <i>1000 T</i> | | | | | | | | | | | | | |
| 1991 | 563139 | 32754 | 8205 | 103804 | 15197 | 54954 | 81740 | 1811 | 91657 | | 70733 | 10283 | 92001 | |
| 1992 | 580048 | 32625 | 8511 | 112102 | 16032 | 57269 | 80462 | 1977 | 95068 | | 71873 | 11795 | 92334 | |
| 1993 | 585477 | 31649 | 8605 | 116334 | 14163 | 53936 | 82991 | 1895 | 94507 | | 73758 | 11366 | 96273 | |
| | <i>1000 T</i> | | | | | | | | | | | | | |
| 1994 02 | 44337 | 2436 | 723 | 9022 | 1056 | 4400 | 6247 | 187 | 6542 | | 6036 | 989 | 6699 | |
| 03 | 47380 | 2327 | 779 | 9722 | 1244 | 4600 | 6977 | 209 | 6961 | | 5942 | 1277 | 7342 | |
| 04 | 47882 | 2422 | 792 | 9574 | 1878 | 4716 | 6669 | 193 | 7457 | | 5368 | 1060 | 7753 | |
| 05 | 50152 | 2540 | 716 | 10439 | 1558 | 3984 | 6831 | 192 | 7672 | | 6476 | 1240 | 8504 | |
| 06 | 48693 | 2848 | 779 | 10195 | 1465 | 3925 | 5969 | 193 | 7347 | | 6350 | 1135 | 8487 | |
| 07 | 49684 | 2819 | 785 | 10092 | 1485 | 4487 | 6223 | 195 | 7693 | | 6516 | 1192 | 8197 | |
| 08 | 49583 | 2763 | 813 | 10315 | 1410 | 4737 | 6970 | 192 | 7812 | | 6613 | 1078 | 8880 | |
| 09 | 48248 | 2823 | 594 | 10071 | 1221 | 4539 | 6657 | 194 | 7737 | | 5907 | 1198 | 7307 | |
| 10 | 50202 | 2892 | 488 | 10252 | 1362 | 4846 | 7005 | 210 | 7837 | | 6236 | 1308 | 7766 | |
| 11 | 50375 | 2455 | 771 | 10274 | 1410 | 4807 | 6933 | 167 | 7837 | | 6517 | 1283 | 7921 | |
| 12 | 51528 | 2546 | 818 | 10269 | 1528 | 4816 | 7229 | 187 | 8173 | | 6686 | 1315 | 7961 | |
| 1995 01 | | | 779 | 10062 | 1502 | | 6887 | 189 | | | 6926 | 1268 | 7729 | |
| 02 | | | 675 | 8970 | 1377 | | 5896 | 185 | | | 6154 | 853 | 6591 | |
| 03 | | | 768 | 9249 | 1454 | | 6362 | 202 | | | | 1417 | 7852 | |
| 04 | | | | | | | | 100 | | | | | | |

ENERGIE

ENERGY

ÉNERGIE

| | EUR | B | DK | D(*) | GR | E | F | IRL | I | L | NL | P | UK |
|-------------|---|-------|------|--------|---|-------|-------|------|---|------|-------|-------|-------|
| 0605 | Rohöl und Erdölerzeugnisse Insgesamt Verbrauch | | | | Crude oil and petroleum products consumption | | | | Pétrole brut et produits pétroliers consommation | | | | |
| | <i>1000 T</i> | | | | | | | | | | | | |
| 1990 | 493282 | 18342 | 8435 | 109641 | 12830 | 45340 | 86668 | 4578 | 90226 | 1586 | 23847 | 11512 | 80277 |
| 1991 | 521278 | 20242 | 8380 | 128447 | 13274 | 48492 | 89565 | 4820 | 89366 | 1843 | 24634 | 11514 | 80701 |
| 1992 | 530697 | 21029 | 8570 | 130279 | 13487 | 49521 | 88224 | 4758 | 93284 | 1896 | 24887 | 13045 | 81717 |
| 1993 | 522761 | 20334 | 8432 | 131390 | 13292 | 46665 | 86876 | 4811 | 91028 | 1893 | 24249 | 12256 | 81535 |
| | <i>1000 T</i> | | | | | | | | | | | | |
| 1994 02 | 41853 | 1874 | 797 | 10498 | 1098 | 4305 | 6941 | 410 | 7136 | 158 | 2076 | 835 | 5725 |
| 03 | 45731 | 1866 | 869 | 11915 | 1028 | 4264 | 6480 | 457 | 7981 | 189 | 2048 | 1010 | 7624 |
| 04 | 43539 | 1781 | 730 | 10827 | 931 | 4230 | 7344 | 415 | 7611 | 163 | 1934 | 1022 | 6551 |
| 05 | 40726 | 1490 | 663 | 10460 | 865 | 4009 | 5709 | 407 | 7112 | 149 | 2012 | 1119 | 6731 |
| 06 | 42569 | 1652 | 704 | 11561 | 1120 | 4356 | 5841 | 424 | 6531 | 160 | 2138 | 1125 | 6957 |
| 07 | 43002 | 1434 | 581 | 10989 | 1056 | 4354 | 6757 | 406 | 7599 | 147 | 1920 | 1065 | 6694 |
| 08 | 42286 | 1623 | 716 | 11430 | 1124 | 4063 | 5718 | 455 | 7132 | 147 | 2095 | 1109 | 6674 |
| 09 | 44024 | 1824 | 812 | 11317 | 956 | 4400 | 6573 | 594 | 7179 | 160 | 2055 | 1129 | 7025 |
| 10 | 43248 | 1801 | 774 | 11136 | 1168 | 4214 | 6477 | 297 | 7622 | 154 | 1985 | 1112 | 6508 |
| 11 | | 1735 | 737 | 11008 | 1320 | 4685 | 6497 | 484 | 7531 | 154 | | 1043 | 7486 |
| 12 | | 1983 | 761 | 10894 | 1349 | 4803 | 7741 | 465 | 9392 | 152 | | 1112 | 7296 |
| 1995 01 | | | 671 | 10567 | 1146 | | 5908 | 536 | | 151 | | 1053 | 7229 |
| 02 | | | 680 | 9780 | 1084 | | | 422 | | 136 | | 870 | 6530 |
| 03 | | | 786 | 12359 | 1090 | | | 509 | | 162 | | 1134 | 8146 |
| 04 | | | | | | | | 486 | | 139 | | | |
| 0606 | Elektrizität- Nettoerzeugung insgesamt | | | | Electricity total net production | | | | Electricité production totale nette | | | | |
| | <i>GWh</i> | | | | | | | | | | | | |
| 1994 02 | 163093 | 5860 | 3665 | 42782 | 2844 | 12754 | 40051 | 1372 | 17634 | 82 | 6178 | 2290 | 27581 |
| 03 | 169115 | 6067 | 3814 | 44540 | 2911 | 12524 | 39127 | 1446 | 18531 | 87 | 6481 | 2222 | 31365 |
| 04 | 146414 | 5670 | 2975 | 34471 | 2739 | 11968 | 38507 | 1327 | 17049 | 90 | 6105 | 2089 | 23424 |
| 05 | 143324 | 5102 | 2428 | 37903 | 2896 | 12124 | 33947 | 1300 | 17773 | 94 | 6021 | 2205 | 21531 |
| 06 | 145916 | 5011 | 2285 | 36943 | 3115 | 12376 | 33235 | 1212 | 18308 | 95 | 6064 | 2148 | 25124 |
| 07 | 143967 | 4650 | 2285 | 36625 | 3517 | 13250 | 34911 | 1201 | 19505 | 98 | 5903 | 2108 | 19914 |
| 08 | 137359 | 5183 | 2933 | 35699 | 3479 | 12090 | 32437 | 1224 | 16681 | 99 | 5862 | 1871 | 19801 |
| 09 | 152135 | 5518 | 3038 | 37981 | 3400 | 12331 | 34675 | 1278 | 18984 | 100 | 6115 | 2098 | 26617 |
| 10 | 157751 | 6097 | 3481 | 41938 | 2721 | 12095 | 38229 | 1380 | 19041 | 85 | 6598 | 2168 | 23918 |
| 11 | 162439 | 6229 | 3544 | 43281 | 3130 | 12426 | 39267 | 1423 | 18718 | 97 | 6795 | 2231 | 25298 |
| 12 | 179821 | 6640 | 3641 | 45319 | 3547 | 13363 | 44903 | 1465 | 19459 | 97 | 6939 | 2365 | 32083 |
| 1995 01 | | 6756 | 3824 | 47295 | 3476 | 14246 | 48079 | 1543 | 20358 | 97 | 7020 | | 28180 |
| 02 | | 5929 | 3043 | 41920 | 2989 | 12307 | 39297 | 1392 | 18416 | 75 | 6364 | | 27613 |
| 03 | | 6493 | 3334 | | 3159 | 13705 | 44057 | 1530 | 20229 | 83 | 6952 | | |
| 04 | | 6007 | | | | 12151 | 38232 | 1336 | | | 6023 | | |

ENERGIE

ENERGY

ÉNERGIE

| | EUR | B | DK | D(*) | GR | E | F | IRL | I | L | NL | P | UK |
|-------------|----------------------------------|--------|----|--------------------------------------|----|--------|---------|---|---|---|-------|---|--------|
| 0607 | Kernenergie Förderung | | | Nuclear energy production | | | | Energie nucléaire production | | | | | |
| | | | | TJ | | | | | | | | | |
| 1990 | 6579781 | 448276 | | 1513994 | | 573653 | 3313069 | | 0 | | 36871 | | 693918 |
| 1991 | 6780042 | 448636 | | 1512619 | | 587578 | 3472160 | | 0 | | 35060 | | 723989 |
| 1992 | 6978852 | 449572 | | 1632866 | | 569178 | 3506130 | | 0 | | 36302 | | 784804 |
| 1993 | 7385357 | 436266 | | 1571861 | | 587776 | 3823438 | | 0 | | 41310 | | 924707 |
| | | | | TJ | | | | | | | | | |
| 1994 02 | 601934 | 36446 | | 122234 | | 43513 | 334379 | | 0 | | 562 | | 64800 |
| 03 | 626972 | 37595 | | 129535 | | 42433 | 329864 | | 0 | | 1145 | | 86400 |
| 04 | 584705 | 35352 | | 122216 | | 46174 | 309323 | | 0 | | 1440 | | 70200 |
| 05 | 546466 | 29257 | | 114581 | | 49813 | 272894 | | 0 | | 4320 | | 75600 |
| 06 | 558785 | 25564 | | 122159 | | 43679 | 275162 | | 0 | | 4021 | | 88200 |
| 07 | 559753 | 27670 | | 110855 | | 50342 | 301957 | | 0 | | 4129 | | 64800 |
| 08 | 582764 | 35165 | | 120323 | | 55228 | 303124 | | 0 | | 4126 | | 64800 |
| 09 | 614743 | 34711 | | 125921 | | 53485 | 310122 | | 0 | | 4104 | | 86400 |
| 10 | 619859 | 34711 | | 131566 | | 53485 | 310122 | | 0 | | 3575 | | 86400 |
| 11 | 645980 | 41684 | | 142409 | | 43520 | 342198 | | 0 | | 4169 | | 72000 |
| 12 | 733374 | 44867 | | 153619 | | 55102 | 383850 | | 0 | | 4136 | | 91800 |
| 1995 01 | 744807 | 45500 | | 153324 | | 55771 | 416448 | | 0 | | 3564 | | 70200 |
| 02 | 634284 | 39701 | | 131540 | | 47729 | 341550 | | 0 | | 324 | | 73440 |
| 03 | 644227 | 38761 | | 129600 | | 48348 | 353930 | | 0 | | 1588 | | 72000 |
| 04 | | | | | | 12503 | | | | | | | |

**VERKAUFSVOLUMEN DES
EINZELHANDELS**
RETAIL TRADE VOLUME
**VOLUME DES VENTES
AU DETAIL**

| | EUR | B | DK | D(*) | GR | E | F | IRL | I | L | NL | P | UK | USA | JAP |
|-------------|--------------------------------|-------|-------|-------|-------|------------------------------------|-------|-------|-------|-------|--------------------------------|---|-------|-------|-------|
| 0701 | Index – brutto | | | | | Index – gross | | | | | Indice – brut | | | | |
| | <i>1990=100</i> | | | | | | | | | | | | | | |
| 1991 | 100.9 | 98.8 | 102.3 | 105.1 | 93.6 | 100.6 | 99.8 | 99.2 | 102.3 | 102.1 | | | 98.6 | 110.6 | 126.7 |
| 1992 | 100.9 | 99.7 | 101.3 | 104.4 | 93.6 | 100.6 | 102.8 | 99.1 | 99.8 | 102.8 | | | 99.1 | 116.1 | |
| 1993 | 100.3 | 95.1 | 102.0 | 100.0 | 90.3 | 101.9 | 104.6 | 98.1 | 102.4 | 103.0 | | | 102.6 | 120.9 | |
| 1994 | 100.8 | 95.0 | 107.4 | 97.9 | 90.9 | 104.0 | 109.0 | 96.3 | 102.3 | 102.9 | | | 107.3 | | |
| 1993 12 | 132.3 | 116.4 | 136.5 | 124.7 | 130.0 | 132.6 | 130.7 | 141.8 | 123.2 | 123.6 | | | 135.9 | 151.6 | |
| 1994 01 | 93.0 | 88.2 | 99.3 | 87.4 | 88.9 | 97.8 | 106.8 | 89.3 | 95.1 | 92.5 | | | 99.5 | | |
| 02 | 88.1 | 84.7 | 89.0 | 86.5 | 86.3 | 89.3 | 103.2 | 81.8 | 88.9 | 86.4 | | | 97.3 | | |
| 03 | 103.0 | 102.3 | 105.1 | 108.3 | 80.1 | 102.5 | 107.3 | 97.2 | 106.7 | 101.8 | | | 106.3 | | |
| 04 | 98.6 | 97.0 | 103.2 | 93.0 | 106.5 | 101.9 | 105.2 | 93.0 | 106.4 | 102.8 | | | 106.8 | | |
| 05 | 98.8 | 95.2 | 107.5 | 95.9 | 82.0 | 100.8 | 108.4 | 98.1 | 99.4 | 102.8 | | | 101.1 | | |
| 06 | 99.4 | 98.8 | 107.2 | 96.1 | 86.1 | 103.2 | 105.9 | 96.2 | 102.3 | 107.9 | | | 101.2 | | |
| 07 | 98.0 | 90.8 | 109.2 | 93.7 | 92.1 | 102.1 | 109.3 | 92.3 | 113.0 | 104.9 | | | 104.7 | | |
| 08 | 91.6 | 85.5 | 109.0 | 91.8 | 79.8 | 97.7 | 109.8 | 74.8 | 95.1 | 99.7 | | | 102.6 | | |
| 09 | 100.3 | 96.1 | 104.7 | 97.8 | 87.9 | 106.8 | 105.6 | 95.0 | 98.7 | 104.9 | | | 102.8 | | |
| 10 | 102.8 | 96.1 | 106.8 | 98.7 | 86.7 | 107.5 | 105.3 | 101.4 | 104.4 | 102.8 | | | 106.7 | | |
| 11 | 101.9 | 89.1 | 105.5 | 102.7 | 87.9 | 99.9 | 106.1 | 95.7 | 96.9 | 102.8 | | | 114.7 | | |
| 12 | 134.6 | 116.4 | 142.1 | 123.3 | 126.2 | 139.0 | 134.8 | 140.3 | 120.5 | 125.4 | | | 143.4 | | |
| 1995 01 | | 90.0 | 103.1 | | 84.5 | | 108.0 | | | 93.5 | | | 98.0 | | |
| 02 | | | 92.5 | | 82.6 | | | | | | | | 100.0 | | |
| 0702 | Index – saisonbereinigt | | | | | Index – seasonally adjusted | | | | | Indice – désaisonnalisé | | | | |
| | <i>1990=100</i> | | | | | | | | | | | | | | |
| 1991 | 101.0 | 98.6 | 102.2 | 105.6 | 93.6 | 100.6 | 99.8 | 98.7 | 102.2 | 102.1 | | | 98.8 | 110.1 | 126.4 |
| 1992 | 101.0 | 99.8 | 100.5 | 104.2 | 93.3 | 100.9 | 102.9 | 99.3 | 99.9 | 102.8 | | | 99.5 | 116.1 | |
| 1993 | 100.3 | 95.0 | 101.5 | 99.7 | 90.4 | 102.2 | 103.9 | 97.9 | 102.2 | 103.0 | | | 103.0 | 120.9 | |
| 1994 | 100.8 | 94.9 | 108.4 | 97.9 | 90.9 | 104.3 | 109.1 | 96.6 | 102.7 | 102.8 | | | 106.5 | | |
| 1993 12 | 100.6 | 95.1 | 102.8 | 99.7 | 90.4 | 103.3 | 104.5 | 96.3 | 103.7 | 104.9 | | | 104.4 | 128.3 | |
| 1994 01 | 100.0 | 92.8 | 106.1 | 96.2 | 91.8 | 103.6 | 111.5 | 97.0 | 102.7 | 99.8 | | | 105.4 | | |
| 02 | 101.1 | 94.0 | 106.9 | 98.6 | 92.5 | 103.6 | 111.5 | 98.9 | 103.1 | 101.7 | | | 105.0 | | |
| 03 | 103.3 | 98.5 | 112.1 | 103.4 | 90.7 | 104.6 | 113.2 | 100.6 | 105.8 | 104.0 | | | 105.7 | | |
| 04 | 99.4 | 94.1 | 106.1 | 92.9 | 96.4 | 102.2 | 106.3 | 97.7 | 104.3 | 103.6 | | | 106.2 | | |
| 05 | 101.1 | 94.4 | 108.7 | 98.8 | 90.8 | 102.7 | 107.9 | 99.2 | 100.3 | 100.1 | | | 106.2 | | |
| 06 | 101.5 | 94.8 | 108.8 | 99.3 | 91.3 | 104.2 | 108.7 | 97.5 | 105.3 | 105.5 | | | 106.4 | | |
| 07 | 98.8 | 95.3 | 104.8 | 94.4 | 91.5 | 102.5 | 107.0 | 93.1 | 105.7 | 101.4 | | | 107.0 | | |
| 08 | 101.0 | 94.2 | 108.8 | 99.7 | 90.0 | 105.3 | 108.0 | 94.1 | 101.4 | 103.5 | | | 106.8 | | |
| 09 | 103.0 | 96.7 | 109.3 | 101.8 | 94.5 | 107.4 | 108.3 | 97.1 | 104.7 | 105.6 | | | 107.3 | | |
| 10 | 99.3 | 93.9 | 110.3 | 95.1 | 87.8 | 104.0 | 109.3 | 93.4 | 99.6 | 99.3 | | | 107.2 | | |
| 11 | 100.1 | 94.9 | 110.2 | 95.9 | 86.1 | 104.5 | 109.9 | 95.0 | 98.2 | 103.1 | | | 107.1 | | |
| 12 | 101.5 | 95.7 | 108.1 | 98.0 | 87.8 | 106.5 | 107.9 | 95.7 | 100.9 | 106.3 | | | 107.6 | | |
| 1995 01 | | 95.1 | 110.8 | | 87.5 | | 112.5 | | | 101.3 | | | 106.3 | | |
| 02 | | | 110.6 | | 87.9 | | | | | | | | 107.7 | | |

**LANDWIRTSCHAFTLICHE
ERZEUGNISSE**
**AGRICULTURAL
PRODUCTS**
**PRODUITS
AGRIQUES**

| | EUR | B | DK | D | GR | E | F | IRL | I | L | NL | P | UK | |
|-------------|---|--------|--------|---|-------|--------|--------|-------|--------|-----|--|-------|--------|--|
| 0801 | Rind- und Kalbfleisch Nettoerzeugung | | | Beef and veal net production | | | | | | | Vlande bovine production nette | | | |
| | <i>1000 T</i> | | | | | | | | | | | | | |
| 1991 | 8723.1 | 372.6 | 212.3 | 2180.7 | 81.4 | 504.0 | 1860.2 | 554.4 | 1181.6 | 7.8 | 622.9 | 126.0 | 1019.3 | |
| 1992 | 8396.5 | 352.1 | 216.8 | 1828.7 | 79.5 | 534.5 | 1876.8 | 564.5 | 1217.6 | 7.5 | 634.7 | 123.3 | 960.4 | |
| 1993 | 7743.4 | 366.5 | 203.0 | 1603.7 | 76.2 | 484.6 | 1703.8 | 526.2 | 1187.5 | 6.7 | 611.3 | 114.8 | 859.0 | |
| 1994 | 7369.3 | 348.8 | 189.3 | 1420.3 | 75.1 | 472.5 | 1626.8 | 445.3 | 1172.9 | 6.7 | 603.9 | 93.9 | 913.8 | |
| 1994 06 | 582.5 | 29.1 | 15.3 | 107.8 | 6.2 | 39.2 | 133.9 | 26.0 | 100.4 | 0.5 | 49.2 | 7.3 | 67.5 | |
| 07 | 520.4 | 23.7 | 11.8 | 88.3 | 6.5 | 38.3 | 120.8 | 25.1 | 85.1 | 0.5 | 39.5 | 7.5 | 73.3 | |
| 08 | 614.1 | 29.5 | 15.5 | 116.7 | 6.7 | 42.3 | 144.6 | 38.1 | 94.7 | 0.6 | 49.2 | 9.9 | 66.3 | |
| 09 | 659.4 | 29.7 | 16.7 | 131.0 | 6.5 | 40.9 | 140.0 | 50.5 | 106.7 | 0.6 | 52.6 | 8.1 | 76.1 | |
| 10 | 663.2 | 29.9 | 17.0 | 129.8 | 6.4 | 41.0 | 136.7 | 50.8 | 92.0 | 0.7 | 52.1 | 8.2 | 98.6 | |
| 11 | 680.8 | 28.5 | 16.8 | 133.4 | 6.6 | 41.7 | 139.0 | 57.5 | 110.8 | 0.6 | 55.5 | 7.5 | 83.1 | |
| 12 | 618.5 | 29.5 | 15.7 | 118.4 | 6.7 | 46.6 | 137.9 | 32.0 | 95.9 | 0.6 | 52.9 | 8.0 | 74.2 | |
| 1995 01 | 641.9 | 28.6 | 17.7 | 118.5 | 6.3 | 37.4 | 145.9 | 39.5 | 93.9 | 0.8 | 50.9 | 7.9 | 94.7 | |
| 02 | 580.4 | 26.5 | 14.5 | 108.3 | 5.5 | 34.3 | 126.8 | 39.2 | 94.0 | 0.9 | 45.1 | 6.8 | 78.5 | |
| 03 | 652.8 | 30.4 | 16.0 | 125.2 | 5.6 | 40.1 | 149.4 | 48.5 | 98.5 | 1.0 | 50.9 | 7.9 | 79.4 | |
| 04 | 602.8 | 27.5 | 13.6 | 104.4 | 5.7 | 36.9 | 127.5 | 46.1 | 93.7 | 0.9 | 43.4 | 7.6 | 95.3 | |
| 05 | 636.8 | 29.8 | 16.2 | 116.7 | 5.8 | 44.7 | 147.3 | 36.6 | 101.1 | 1.0 | 52.0 | 9.2 | 76.5 | |
| 06 | | 30.0 | 16.3 | 107.4 | 6.1 | | | 26.9 | 104.5 | | | 8.3 | 77.4 | |
| 07 | | 25.0 | 10.8 | | 6.4 | | | 25.6 | 85.7 | | | 9.5 | 86.8 | |
| 08 | | 28.8 | 15.7 | | | | | 40.8 | | | | | 74.7 | |
| 0802 | Schweinefleisch Nettoerzeugung | | | Pork net production | | | | | | | Vlande porcine production nette | | | |
| | <i>1000 T</i> | | | | | | | | | | | | | |
| 1991 | 14335.6 | 907.7 | 1264.8 | 3918.4 | 152.9 | 1869.2 | 1918.0 | 179.4 | 1332.8 | 7.1 | 1591.1 | 215.5 | 978.6 | |
| 1992 | 14300.2 | 944.1 | 1372.3 | 3684.4 | 153.1 | 1912.2 | 1903.0 | 201.9 | 1328.2 | 6.9 | 1585.5 | 237.5 | 971.1 | |
| 1993 | 15117.1 | 994.8 | 1490.0 | 3746.9 | 147.0 | 2081.3 | 2033.9 | 212.0 | 1370.4 | 7.5 | 1746.8 | 287.8 | 998.5 | |
| 1994 | 15079.6 | 1012.5 | 1518.1 | 3605.8 | 145.2 | 2102.1 | 2125.7 | 214.6 | 1347.3 | 7.7 | 1673.3 | 292.2 | 1035.0 | |
| 1994 06 | 1206.6 | 83.6 | 123.3 | 290.6 | 10.4 | 160.6 | 175.5 | 18.9 | 101.7 | 0.6 | 138.9 | 24.5 | 78.1 | |
| 07 | 1119.8 | 70.1 | 113.7 | 269.5 | 10.8 | 146.3 | 159.7 | 17.8 | 90.5 | 0.6 | 121.3 | 23.1 | 96.3 | |
| 08 | 1216.0 | 90.3 | 126.2 | 292.9 | 10.9 | 161.2 | 183.7 | 18.7 | 90.7 | 0.6 | 137.0 | 26.9 | 76.9 | |
| 09 | 1252.8 | 90.1 | 138.4 | 296.4 | 11.3 | 163.0 | 181.7 | 18.6 | 98.7 | 0.6 | 146.2 | 24.1 | 83.7 | |
| 10 | 1317.9 | 88.0 | 128.3 | 312.5 | 12.0 | 178.7 | 181.4 | 17.8 | 122.0 | 0.7 | 145.4 | 24.3 | 106.9 | |
| 11 | 1352.9 | 92.4 | 131.5 | 324.9 | 13.2 | 193.7 | 180.5 | 19.7 | 135.1 | 0.8 | 148.1 | 24.8 | 88.2 | |
| 12 | 1377.2 | 85.5 | 137.4 | 320.0 | 23.3 | 206.7 | 180.1 | 18.2 | 161.7 | 0.7 | 141.7 | 24.8 | 77.1 | |
| 1995 01 | 1354.0 | 88.3 | 132.8 | 315.7 | 12.7 | 192.4 | 193.8 | 19.0 | 137.5 | 0.7 | 139.5 | 24.6 | 97.0 | |
| 02 | 1179.1 | 76.6 | 117.7 | 280.1 | 11.5 | 164.5 | 170.7 | 16.6 | 112.0 | 0.5 | 129.0 | 21.7 | 78.3 | |
| 03 | 1293.1 | 94.1 | 131.8 | 313.3 | 9.6 | 172.9 | 188.8 | 18.2 | 110.9 | 0.6 | 152.3 | 24.5 | 76.1 | |
| 04 | 1150.4 | 79.5 | 108.5 | 275.2 | 9.4 | 149.3 | 162.2 | 16.2 | 109.6 | 0.6 | 126.6 | 21.1 | 92.1 | |
| 05 | 1259.8 | 92.0 | 123.9 | 321.6 | 9.1 | 175.0 | 181.7 | 18.0 | 100.3 | 0.7 | 140.4 | 24.5 | 72.6 | |
| 06 | | 82.0 | 128.0 | 292.4 | 10.2 | | | 17.8 | 94.7 | | | 21.6 | 72.6 | |
| 07 | | 77.3 | 97.2 | | 11.2 | | | 16.5 | 87.5 | | | 23.0 | 91.4 | |
| 08 | | 88.2 | 126.0 | | | | | 16.2 | | | | | 73.9 | |

**LANDWIRTSCHAFTLICHE
ERZEUGNISSE**
**AGRICULTURAL
PRODUCTS**
**PRODUITS
AGRICOLES**

| | EUR | B | DK | D | GR | E | F | IRL | I | L | NL | P | UK |
|-------------|--|------|-----|------|------------------------------------|------|------|------|--|-----|------|-----|------|
| 0803 | Molkereibutter Erzeugung | | | | Dairy butter production | | | | Beurre de laiterie production | | | | |
| | <i>1000 T</i> | | | | | | | | | | | | |
| 1994 08 | 120.3 | 2.3 | 4.6 | 35.1 | 0.1 | 1.4 | 28.2 | 15.4 | 6.9 | 0.2 | 10.2 | 1.3 | 14.7 |
| 09 | 112.7 | 2.1 | 4.4 | 33.7 | 0.1 | 1.2 | 27.2 | 11.1 | 8.7 | 0.2 | 8.0 | 1.2 | 14.8 |
| 10 | 114.3 | 2.2 | 4.0 | 35.3 | 0.1 | 1.3 | 32.1 | 8.5 | 7.5 | 0.2 | 8.4 | 1.2 | 13.4 |
| 11 | 110.3 | 2.3 | 3.8 | 35.5 | 0.1 | 1.7 | 35.0 | 6.0 | 6.9 | 0.2 | 8.4 | 1.2 | 9.2 |
| 12 | 119.7 | 2.4 | 4.2 | 40.5 | 0.1 | 1.6 | 38.8 | 3.5 | 7.0 | 0.3 | 11.1 | 1.4 | 8.8 |
| 1995 01 | 136.8 | 6.5 | 4.9 | 45.5 | 0.1 | 1.8 | 41.1 | 3.2 | 8.3 | 0.3 | 14.4 | 1.6 | 9.1 |
| 02 | 122.0 | 6.1 | 3.8 | 38.9 | 0.0 | 1.7 | 35.6 | 4.4 | 7.9 | 0.3 | 12.3 | 1.5 | 9.5 |
| 03 | 142.7 | 6.6 | 4.7 | 45.5 | 0.0 | 1.9 | 41.3 | 10.0 | 8.7 | 0.3 | 12.7 | 2.0 | 8.9 |
| 04 | 150.6 | 6.1 | 5.4 | 45.1 | 0.1 | 2.4 | 43.8 | 14.5 | 8.1 | 0.4 | 12.7 | 1.9 | 10.0 |
| 05 | 164.8 | 7.3 | 5.4 | 48.1 | 0.1 | 2.4 | 47.7 | 20.8 | 7.6 | 0.4 | 12.0 | 2.0 | 11.0 |
| 06 | 146.8 | 6.4 | 4.7 | 42.0 | 0.1 | 2.7 | 39.8 | 20.0 | 7.3 | 0.4 | 11.0 | 1.8 | 10.5 |
| 07 | 131.2 | 5.6 | 5.0 | 38.4 | 0.1 | 2.3 | 32.9 | 17.0 | 7.2 | 0.3 | 11.3 | 1.7 | 9.5 |
| 08 | | | 4.3 | 36.7 | | 2.5 | 29.0 | 17.3 | 6.7 | | 9.5 | 1.5 | 9.2 |
| 09 | | | | | | | | 11.5 | | | 8.8 | | 8.9 |
| 10 | | | | | | | | | | | 8.8 | | |
| 0804 | Molkereibutter Lagerbestände (mittel) | | | | Butter stocks (average) | | | | Beurre de laiterie stocks (moyenne) | | | | |
| | <i>1000 T</i> | | | | | | | | | | | | |
| 1994 07 | 257.5 | 18.4 | 3.4 | 38.1 | 0.0 | 38.5 | 39.4 | 59.0 | 9.3 | 0.2 | 39.8 | 1.3 | 10.0 |
| 08 | 256.1 | 23.4 | 4.3 | 38.4 | 0.0 | 30.7 | 34.9 | 59.4 | 8.8 | 0.2 | 45.0 | 0.0 | 10.8 |
| 09 | 232.5 | 20.6 | 4.3 | 36.8 | 0.0 | 28.2 | 23.5 | 54.7 | 8.5 | 0.2 | 44.9 | 0.0 | 10.7 |
| 10 | 198.5 | 18.0 | 4.3 | 27.1 | 0.0 | 28.1 | 17.8 | 47.8 | 8.4 | 0.2 | 36.5 | 0.0 | 10.3 |
| 11 | 149.1 | 12.1 | 3.3 | 20.2 | 0.0 | 23.8 | 12.2 | 37.3 | 6.2 | 0.1 | 25.2 | 0.0 | 8.8 |
| 12 | 118.1 | 10.6 | 2.1 | 14.3 | 0.0 | 20.4 | 7.1 | 31.8 | 4.8 | 0.1 | 19.5 | 0.0 | 7.5 |
| 1995 01 | 84.2 | 5.1 | 0.7 | 10.6 | 0.0 | 10.3 | 3.3 | 26.7 | 4.8 | 0.0 | 11.3 | 1.3 | 9.9 |
| 02 | 44.0 | 1.9 | 0.3 | 1.1 | 0.0 | 7.7 | 0.0 | 21.2 | 4.8 | 0.0 | 0.6 | 0.0 | 6.4 |
| 03 | 38.8 | 0.0 | 0.1 | 5.0 | 0.0 | 7.2 | 0.0 | 15.9 | 3.8 | 0.0 | 0.5 | 0.0 | 6.4 |
| 04 | 36.8 | 0.0 | 0.5 | 6.2 | 0.0 | 6.5 | 0.0 | 15.0 | 3.8 | 0.0 | 3.5 | 0.0 | 1.4 |
| 05 | 81.6 | 0.4 | 1.2 | 15.8 | 0.0 | 6.0 | 23.6 | 14.6 | 2.1 | 0.0 | 15.8 | 0.0 | 2.1 |
| 06 | 107.1 | 4.9 | 2.0 | 19.3 | 0.0 | 5.9 | 32.7 | 16.7 | 2.0 | 0.1 | 20.7 | 0.0 | 2.9 |
| 07 | 130.6 | 8.9 | 2.4 | 19.8 | 0.0 | 5.8 | 36.0 | 22.3 | 2.0 | 0.2 | 29.7 | 0.0 | 3.6 |
| 08 | 151.8 | 13.1 | 3.2 | 21.3 | 0.0 | 4.4 | 33.6 | 30.4 | 1.8 | 0.2 | 39.7 | 0.0 | 4.0 |
| 09 | 132.2 | 14.1 | 3.3 | 18.7 | 0.0 | 4.4 | 21.5 | 30.1 | 1.7 | 0.1 | 34.6 | 0.0 | 3.6 |

**LANDWIRTSCHAFTLICHE
ERZEUGNISSE**

**AGRICULTURAL
PRODUCTS**

**PRODUITS
AGRICILES**

| | EUR | B | DK | D | GR | E | F | IRL | I | L | NL | P | UK | |
|-------------|--|-----|-----|------|--|-----|------|------|-----|---|-----|-----|------|--|
| 0805 | Magermilchpulver Erzeugung | | | | Skimmed milk powder production 1000 T | | | | | Lait écrémé en poudre production | | | | |
| 1994 08 | 88.2 | 4.2 | 1.3 | 28.4 | 0.0 | 0.9 | 18.8 | 16.7 | 0.0 | 0.0 | 3.9 | 1.3 | 12.7 | |
| 09 | 68.6 | 3.1 | 1.8 | 25.9 | 0.0 | 0.5 | 15.0 | 8.0 | 0.0 | 0.0 | 2.4 | 0.5 | 11.4 | |
| 10 | 72.2 | 3.9 | 1.2 | 24.7 | 0.0 | 0.6 | 24.8 | 4.3 | 0.0 | 0.0 | 2.5 | 0.5 | 9.7 | |
| 11 | 64.1 | 3.1 | 1.1 | 21.9 | 0.0 | 0.8 | 24.1 | 2.3 | 0.0 | 0.0 | 2.9 | 0.5 | 7.4 | |
| 12 | 89.9 | 4.0 | 1.5 | 32.8 | 0.0 | 1.0 | 30.3 | 4.8 | 0.0 | 0.0 | 4.7 | 0.5 | 10.2 | |
| 1995 01 | 84.7 | 3.1 | 1.0 | 34.3 | 0.0 | 0.7 | 29.4 | 4.1 | 0.0 | 0.0 | 4.5 | 0.7 | 7.0 | |
| 02 | 75.2 | 3.0 | 0.5 | 30.1 | 0.0 | 1.0 | 25.5 | 5.0 | 0.0 | 0.0 | 3.3 | 0.8 | 6.0 | |
| 03 | 97.0 | 4.0 | 1.4 | 37.6 | 0.0 | 1.7 | 31.5 | 8.4 | 0.0 | 0.0 | 3.5 | 1.7 | 7.2 | |
| 04 | 117.4 | 4.9 | 1.9 | 40.6 | 0.0 | 2.4 | 40.4 | 12.3 | 0.0 | 0.0 | 3.2 | 2.1 | 9.7 | |
| 05 | 139.7 | 5.1 | 1.4 | 47.2 | 0.0 | 2.4 | 44.6 | 20.0 | 0.0 | 0.0 | 4.9 | 1.7 | 12.4 | |
| 06 | 124.1 | 6.2 | 1.5 | 40.9 | 0.0 | 2.8 | 37.4 | 17.8 | 0.0 | 0.0 | 4.5 | 1.6 | 11.5 | |
| 07 | 103.8 | 5.6 | 2.2 | 36.1 | 0.0 | 2.3 | 29.0 | 14.7 | 0.0 | 0.0 | 4.2 | 1.4 | 8.3 | |
| 08 | | | 1.5 | 30.3 | | 2.7 | 20.4 | 12.7 | 0.0 | | 3.0 | 0.9 | 8.3 | |
| 09 | | | | | | | | 6.0 | | | 2.8 | | 9.3 | |
| 10 | | | | | | | | | | | 2.1 | | | |
| 0806 | Magermilchpulver Lagerbestände (mittel) | | | | Skimmed milk powder stocks (average) 1000 T | | | | | Lait écrémé en poudre stocks (moyenne) | | | | |
| 1994 07 | 88.3 | 3.8 | 0.0 | 4.9 | 0.0 | 0.3 | 0.0 | 72.6 | 0.0 | 0.0 | 0.0 | 0.0 | 6.7 | |
| 08 | 91.4 | 3.8 | 0.0 | 4.5 | 0.0 | 0.1 | 0.0 | 75.7 | 0.0 | 0.0 | 0.0 | 0.0 | 7.3 | |
| 09 | 89.5 | 3.8 | 0.0 | 4.5 | 0.0 | 0.1 | 0.0 | 73.8 | 0.0 | 0.0 | 0.0 | 0.0 | 7.3 | |
| 10 | 86.0 | 2.6 | 0.0 | 4.5 | 0.0 | 0.0 | 0.0 | 72.1 | 0.0 | 0.0 | 0.0 | 0.0 | 6.8 | |
| 11 | 74.2 | 0.6 | 0.0 | 4.0 | 0.0 | 0.0 | 0.0 | 62.8 | 0.0 | 0.0 | 0.0 | 0.0 | 6.8 | |
| 12 | 72.5 | 0.5 | 0.0 | 3.1 | 0.0 | 0.0 | 0.0 | 62.1 | 0.0 | 0.0 | 0.0 | 0.0 | 6.8 | |
| 1995 01 | 71.1 | 0.4 | 0.0 | 2.0 | 0.0 | 0.0 | 0.0 | 61.9 | 0.0 | 0.0 | 0.0 | 0.0 | 6.8 | |
| 02 | 64.7 | 0.3 | 0.0 | 0.6 | 0.0 | 0.0 | 0.0 | 57.0 | 0.0 | 0.0 | 0.0 | 0.0 | 6.8 | |
| 03 | 43.8 | 0.2 | 0.0 | 0.2 | 0.0 | 0.0 | 0.0 | 41.3 | 0.0 | 0.0 | 0.0 | 0.0 | 2.2 | |
| 04 | 33.9 | 0.2 | 0.0 | 0.2 | 0.0 | 0.0 | 0.0 | 32.4 | 0.0 | 0.0 | 0.0 | 0.0 | 1.2 | |
| 05 | 31.7 | 0.2 | 0.0 | 0.2 | 0.0 | 0.0 | 0.0 | 30.2 | 0.0 | 0.0 | 0.0 | 0.0 | 1.1 | |
| 06 | 24.3 | 0.1 | 0.0 | 0.0 | 0.0 | 0.0 | 0.0 | 23.3 | 0.0 | 0.0 | 0.0 | 0.0 | 0.9 | |
| 07 | 23.0 | 1.0 | 0.0 | 0.0 | 0.0 | 0.0 | 0.0 | 21.5 | 0.0 | 0.0 | 0.0 | 0.0 | 0.6 | |
| 08 | 19.3 | 1.0 | 0.0 | 0.0 | 0.0 | 0.0 | 0.0 | 18.3 | 0.0 | 0.0 | 0.0 | 0.0 | 0.0 | |
| 09 | 18.6 | 1.0 | 0.0 | 0.0 | 0.0 | 0.0 | 0.0 | 17.7 | 0.0 | 0.0 | 0.0 | 0.0 | 0.0 | |

AUSSENHANDEL
EXTERNAL TRADE
COMMERCE EXTERIEUR

| | EUR | UEBL | DK | D(*) | GR | E | F | IRL | I | NL | P | UK | |
|-------------|----------------------------|--------|-------|--------|-------|----------------------|--------|-------|-----------------------------|--------|-------|--------|--|
| 0901 | Ausfuhren insgesamt | | | | | Total exports | | | Exportations totales | | | | |
| | <i>Mio ECU</i> | | | | | | | | | | | | |
| 1991 | 1115696 | 95097 | 29461 | 323751 | 7000 | 51039 | 184766 | 19526 | 136810 | 107750 | 13195 | 147302 | |
| 1992 | 1137769 | 95436 | 31226 | 331287 | 7587 | 53032 | 192455 | 21829 | 137570 | 108613 | 14190 | 144544 | |
| 1993 | 1156882 | 106653 | 30337 | 324588 | 7209 | 55169 | 189321 | 24763 | 144500 | 106281 | 13175 | 154886 | |
| 1994 | 1297501 | 119085 | 33609 | 356387 | 7905 | 64915 | 209674 | 28630 | 159484 | 132352 | 15123 | 170338 | |
| 1993 10 | 102987 | 9348 | 2724 | 29027 | 523 | 4897 | 16674 | 2259 | 12991 | 9582 | 1143 | 13821 | |
| 11 | 103750 | 9185 | 2778 | 28609 | 657 | 5469 | 16719 | 2343 | 12703 | 9889 | 1199 | 14201 | |
| 12 | 106218 | 9234 | 2652 | 29803 | 726 | 4894 | 17261 | 2300 | 14273 | 9901 | 1102 | 14071 | |
| 1994 01 | 92560 | 8849 | 2496 | 25136 | 559 | 4652 | 15268 | 2051 | 10201 | 9185 | 1149 | 13014 | |
| 02 | 99782 | 9353 | 2519 | 26943 | 616 | 5306 | 16017 | 2235 | 12775 | 9524 | 1124 | 13371 | |
| 03 | 115432 | 10996 | 2957 | 30790 | 597 | 6041 | 19095 | 2491 | 14493 | 11210 | 1349 | 15413 | |
| 04 | 103570 | 9466 | 2619 | 27984 | 581 | 5314 | 17106 | 2293 | 12917 | 10117 | 1109 | 14064 | |
| 05 | 107810 | 9800 | 2751 | 30452 | 595 | 5704 | 17078 | 2326 | 13702 | 10504 | 1260 | 13639 | |
| 06 | 113960 | 11163 | 2881 | 31478 | 655 | 5765 | 18754 | 2523 | 13996 | 10830 | 1273 | 14641 | |
| 07 | 102401 | 8818 | 2413 | 27629 | 707 | 5279 | 16994 | 2138 | 14152 | 9949 | 1461 | 12861 | |
| 08 | 92538 | 8276 | 2804 | 28080 | 469 | 3443 | 13471 | 2079 | 9838 | 10573 | 887 | 12617 | |
| 09 | 112108 | 10799 | 3024 | 29477 | 640 | 5484 | 18634 | 2623 | 14142 | 11342 | 1391 | 14552 | |
| 10 | 115390 | 10492 | 2953 | 31551 | 848 | 6059 | 19124 | 2538 | 13777 | 11655 | 1354 | 15038 | |
| 11 | 119703 | 10830 | 3162 | 32684 | 720 | 6431 | 18752 | 2682 | 13901 | 12671 | 1515 | 16353 | |
| 12 | 122247 | 10243 | 3030 | 34182 | 919 | 5437 | 19381 | 2652 | 15590 | 14792 | 1249 | 14773 | |
| 0902 | Einfuhren insgesamt | | | | | Total imports | | | Importations totales | | | | |
| | <i>Mio ECU</i> | | | | | | | | | | | | |
| 1991 | 1198784 | 102521 | 26803 | 313999 | 17364 | 72480 | 200074 | 16831 | 147253 | 110664 | 21331 | 169465 | |
| 1992 | 1207519 | 101915 | 26823 | 315614 | 18388 | 74862 | 199366 | 16805 | 145588 | 113474 | 23398 | 171286 | |
| 1993 | 1125692 | 98330 | 25078 | 292578 | 18798 | 66204 | 185049 | 18013 | 126468 | 95747 | 20676 | 178751 | |
| 1994 | 1255749 | 107103 | 28937 | 317831 | 18080 | 74973 | 204513 | 21202 | 140998 | 122579 | 22749 | 196781 | |
| 1993 10 | 96856 | 8267 | 2170 | 25350 | 1579 | 5696 | 15948 | 1726 | 10606 | 8187 | 1684 | 15643 | |
| 11 | 99520 | 8363 | 2223 | 25646 | 1676 | 5980 | 16382 | 1698 | 11073 | 8528 | 1799 | 16153 | |
| 12 | 99849 | 9053 | 2292 | 26097 | 1961 | 6148 | 15915 | 1531 | 11549 | 8764 | 1734 | 14804 | |
| 1994 01 | 93087 | 8151 | 2091 | 22492 | 1193 | 4980 | 16084 | 1727 | 10090 | 9081 | 1579 | 15620 | |
| 02 | 97045 | 8483 | 2172 | 24137 | 1554 | 5797 | 15740 | 1807 | 11169 | 9115 | 1730 | 15342 | |
| 03 | 113479 | 10071 | 2593 | 28736 | 1606 | 6642 | 18508 | 1866 | 12780 | 10746 | 1982 | 17950 | |
| 04 | 100040 | 8632 | 2291 | 24748 | 1473 | 6403 | 16045 | 1752 | 11527 | 9576 | 1792 | 15801 | |
| 05 | 104549 | 8513 | 2404 | 27056 | 1465 | 6505 | 17081 | 1714 | 12123 | 9493 | 2060 | 16135 | |
| 06 | 109514 | 9802 | 2458 | 27109 | 1546 | 6742 | 18204 | 1712 | 12283 | 10571 | 1914 | 17174 | |
| 07 | 99123 | 7664 | 2001 | 25811 | 1308 | 6071 | 16204 | 1567 | 11045 | 9738 | 1870 | 15845 | |
| 08 | 89857 | 8222 | 2276 | 24401 | 1308 | 4556 | 13761 | 1578 | 7873 | 9741 | 1450 | 14692 | |
| 09 | 108717 | 9353 | 2671 | 26586 | 1521 | 6930 | 17911 | 1763 | 13089 | 10812 | 1901 | 16180 | |
| 10 | 110240 | 9251 | 2580 | 27886 | 1823 | 6854 | 18014 | 1892 | 12171 | 10366 | 2035 | 17368 | |
| 11 | 114232 | 9651 | 2703 | 28085 | 1573 | 7147 | 18848 | 1974 | 12798 | 11400 | 2213 | 17840 | |
| 12 | 115864 | 9311 | 2698 | 30786 | 1710 | 6348 | 18112 | 1850 | 14052 | 11940 | 2222 | 16834 | |

EUR = Summe der verfügbaren Länder.
Gesamthandel = Intra-Eg Handel (wenn verfügbar) + Extra-EG Handel.

EUR = Sum of available countries.
Total trade = Intra-Ec trade (if available) + extra-EC trade.

EUR = Somme des pays disponibles.
Commerce total = Commerce Intra-CE (si disponible) + commerce extra-CE.

AUSSENHANDEL
EXTERNAL TRADE
COMMERCE EXTERIEUR

| | EUR | UEBL | DK | D(*) | GR | E | F | IRL | I | NL | P | UK |
|-------------|-------------------------|-------|-------|--------|-------------------------|-------|-------|------|-------------------------|-------|------|-------|
| 0904 | Einfuhr extra EG | | | | Imports extra EC | | | | Imports extra CE | | | |
| | <i>Mio ECU</i> | | | | | | | | | | | |
| 1991 | 495260 | 30232 | 12285 | 142447 | 6894 | 29238 | 70823 | 5195 | 62249 | 45421 | 5990 | 84486 |
| 1992 | 490690 | 29316 | 11983 | 142884 | 6773 | 29739 | 68458 | 4731 | 59895 | 46411 | 6127 | 84375 |
| 1993 | 487273 | 30872 | 11884 | 142827 | 7510 | 25133 | 66628 | 6399 | 56244 | 42567 | 5825 | 91385 |
| 1994 | 540143 | 34192 | 13869 | 156671 | 6433 | 27378 | 71588 | 7776 | 61698 | 55458 | 6579 | 98500 |
| 1993 10 | 41738 | 2738 | 1018 | 12694 | 702 | 2029 | 5592 | 622 | 4599 | 3472 | 461 | 7812 |
| 11 | 43037 | 2907 | 1038 | 12653 | 667 | 2120 | 5903 | 591 | 4824 | 3628 | 512 | 8194 |
| 12 | 41989 | 3052 | 1055 | 12742 | 846 | 2386 | 5489 | 526 | 4507 | 3656 | 486 | 7245 |
| 1994 01 | 42737 | 2683 | 1021 | 11683 | 393 | 1850 | 6191 | 673 | 4775 | 4578 | 479 | 8410 |
| 02 | 42141 | 2520 | 1038 | 11991 | 614 | 2121 | 5605 | 713 | 4888 | 4150 | 501 | 8000 |
| 03 | 49274 | 3287 | 1273 | 14286 | 523 | 2384 | 6529 | 676 | 5399 | 5189 | 567 | 9159 |
| 04 | 43416 | 2891 | 1118 | 11957 | 532 | 2318 | 5472 | 642 | 5174 | 4646 | 558 | 8106 |
| 05 | 44850 | 2736 | 1157 | 12790 | 482 | 2375 | 5992 | 599 | 5463 | 4394 | 666 | 8197 |
| 06 | 45411 | 3084 | 1151 | 12778 | 529 | 2435 | 6152 | 565 | 5215 | 4916 | 557 | 8029 |
| 07 | 43041 | 2515 | 925 | 12834 | 409 | 2156 | 5765 | 566 | 5032 | 4455 | 542 | 7842 |
| 08 | 41197 | 2627 | 1100 | 12821 | 496 | 2057 | 5241 | 595 | 3672 | 4402 | 453 | 7733 |
| 09 | 45886 | 2989 | 1336 | 13211 | 476 | 2456 | 5923 | 627 | 5679 | 4950 | 506 | 7735 |
| 10 | 46058 | 2885 | 1195 | 13017 | 802 | 2402 | 6079 | 719 | 5412 | 4594 | 559 | 8394 |
| 11 | 48266 | 3033 | 1291 | 14035 | 536 | 2552 | 6371 | 713 | 5654 | 4770 | 643 | 8669 |
| 12 | 47867 | 2941 | 1263 | 15269 | 642 | 2272 | 6270 | 688 | 5334 | 4414 | 548 | 8226 |
| 0905 | Ausfuhr extra EG | | | | Exports extra EC | | | | Exports extra CE | | | |
| | <i>Mio ECU</i> | | | | | | | | | | | |
| 1991 | 427778 | 23613 | 13535 | 149444 | 2554 | 16901 | 67290 | 5001 | 56134 | 25534 | 3299 | 64473 |
| 1992 | 440337 | 24024 | 14203 | 152085 | 2630 | 17869 | 71074 | 5626 | 58182 | 26742 | 3566 | 64335 |
| 1993 | 487056 | 28188 | 14471 | 162830 | 3174 | 20863 | 75988 | 7525 | 67226 | 30489 | 3270 | 73033 |
| 1994 | 538922 | 33196 | 16409 | 182226 | 3619 | 23033 | 82329 | 8583 | 74346 | 33425 | 3722 | 78033 |
| 1993 10 | 44388 | 2570 | 1340 | 14757 | 285 | 1872 | 6681 | 733 | 6202 | 2898 | 280 | 6772 |
| 11 | 44320 | 2676 | 1322 | 14529 | 314 | 2144 | 6527 | 769 | 6035 | 2862 | 315 | 6828 |
| 12 | 48834 | 2786 | 1370 | 16863 | 358 | 1915 | 7547 | 714 | 6812 | 3018 | 320 | 7132 |
| 1994 01 | 37801 | 2642 | 1168 | 12829 | 230 | 1418 | 5823 | 616 | 4693 | 2406 | 267 | 5709 |
| 02 | 40805 | 2710 | 1221 | 13157 | 254 | 1929 | 6000 | 644 | 5982 | 2554 | 262 | 6093 |
| 03 | 47523 | 3031 | 1391 | 15077 | 226 | 2313 | 7523 | 709 | 6638 | 3056 | 332 | 7228 |
| 04 | 43192 | 2659 | 1308 | 14192 | 240 | 1749 | 6572 | 705 | 6273 | 2602 | 256 | 6637 |
| 05 | 45581 | 2807 | 1334 | 15855 | 280 | 1936 | 6507 | 764 | 6427 | 2891 | 292 | 6488 |
| 06 | 47979 | 2983 | 1400 | 16311 | 281 | 2054 | 7373 | 763 | 6560 | 2913 | 286 | 7054 |
| 07 | 43500 | 2613 | 1229 | 13977 | 302 | 1989 | 7077 | 744 | 6488 | 2534 | 380 | 6167 |
| 08 | 41301 | 2203 | 1377 | 15589 | 190 | 1509 | 5575 | 616 | 5185 | 2780 | 284 | 5992 |
| 09 | 44632 | 2903 | 1447 | 14930 | 260 | 1849 | 6950 | 726 | 6116 | 2832 | 329 | 6291 |
| 10 | 47163 | 2803 | 1430 | 15657 | 496 | 2206 | 7648 | 717 | 6483 | 2989 | 325 | 6410 |
| 11 | 48866 | 3011 | 1528 | 16935 | 350 | 2166 | 7007 | 835 | 6367 | 2938 | 406 | 7325 |
| 12 | 50579 | 2831 | 1578 | 17717 | 511 | 1913 | 8275 | 744 | 7135 | 2931 | 304 | 6640 |

AUSSENHANDEL
EXTERNAL TRADE
COMMERCE EXTERIEUR

| | EUR | UEBL | DK | D(*) | GR | E | F | IRL | I | NL | P | UK | |
|-------------|--|-------|------|-------|---|--------|--------|------|---|--------|-------|--------|--|
| 0907 | Handelsbilanz insgesamt (FOB / CIF) | | | | Trade balance total (FOB / CIF) | | | | Balance commerciale total (FOB / CAF) | | | | |
| | <i>Mio ECU</i> | | | | | | | | | | | | |
| 1991 | -83088 | -7424 | 2658 | 9751 | -10364 | -21441 | -15308 | 2695 | -10444 | -2913 | -8136 | -22163 | |
| 1992 | -69751 | -6479 | 4403 | 15672 | -10801 | -21831 | -6911 | 5024 | -8018 | -4861 | -9208 | -26742 | |
| 1993 | 31191 | 8324 | 5260 | 32009 | -11590 | -11035 | 4273 | 6750 | 18032 | 10535 | -7501 | -23865 | |
| 1994 | 41753 | 11982 | 4672 | 38555 | -10175 | -10058 | 5161 | 7428 | 18486 | 9772 | -7626 | -26443 | |
| 1993 10 | 6132 | 1081 | 554 | 3677 | -1057 | -799 | 726 | 532 | 2385 | 1395 | -541 | -1822 | |
| 11 | 4230 | 821 | 556 | 2964 | -1019 | -512 | 337 | 645 | 1630 | 1361 | -601 | -1952 | |
| 12 | 6369 | 181 | 360 | 3707 | -1235 | -1254 | 1345 | 768 | 2724 | 1137 | -631 | -733 | |
| 1994 01 | -527 | 698 | 405 | 2644 | -634 | -328 | -816 | 324 | 111 | 104 | -430 | -2606 | |
| 02 | 2737 | 870 | 347 | 2806 | -938 | -491 | 277 | 428 | 1607 | 408 | -605 | -1972 | |
| 03 | 1953 | 925 | 364 | 2055 | -1009 | -601 | 587 | 625 | 1713 | 464 | -633 | -2537 | |
| 04 | 3530 | 834 | 328 | 3236 | -892 | -1089 | 1060 | 541 | 1390 | 541 | -683 | -1736 | |
| 05 | 3261 | 1287 | 346 | 3397 | -870 | -801 | -2 | 612 | 1579 | 1011 | -800 | -2497 | |
| 06 | 4446 | 1361 | 423 | 4369 | -891 | -977 | 550 | 811 | 1713 | 260 | -641 | -2533 | |
| 07 | 3278 | 1154 | 413 | 1817 | -601 | -791 | 790 | 571 | 3107 | 211 | -409 | -2984 | |
| 08 | 2681 | 54 | 528 | 3680 | -839 | -1112 | -291 | 501 | 1965 | 832 | -562 | -2075 | |
| 09 | 3390 | 1446 | 353 | 2892 | -881 | -1447 | 723 | 860 | 1053 | 530 | -510 | -1628 | |
| 10 | 5150 | 1241 | 373 | 3666 | -975 | -795 | 1110 | 646 | 1607 | 1289 | -681 | -2329 | |
| 11 | 5471 | 1179 | 459 | 4599 | -853 | -715 | -96 | 708 | 1103 | 1271 | -698 | -1486 | |
| 12 | 6383 | 932 | 332 | 3396 | -792 | -911 | 1268 | 802 | 1538 | 2852 | -973 | -2061 | |
| 0908 | Handelsbilanz extra-EG (FOB / CIF) | | | | Trade balance extra-EC (FOB / CIF) | | | | Balance commerciale extra-CE (FOB / CAF) | | | | |
| | <i>Mio ECU</i> | | | | | | | | | | | | |
| 1991 | -67482 | -6619 | 1250 | 6998 | -4341 | -12338 | -3533 | -194 | -6115 | -19887 | -2691 | -20013 | |
| 1992 | -50352 | -5292 | 2220 | 9202 | -4143 | -11869 | 2616 | 895 | -1713 | -19668 | -2560 | -20040 | |
| 1993 | -216 | -2684 | 2588 | 20003 | -4335 | -4270 | 9359 | 1126 | 10981 | -12078 | -2555 | -18352 | |
| 1994 | -1221 | -996 | 2541 | 25555 | -2814 | -4345 | 10741 | 806 | 12648 | -22032 | -2857 | -20467 | |
| 1993 10 | 2650 | -168 | 322 | 2064 | -417 | -158 | 1089 | 111 | 1603 | -574 | -181 | -1040 | |
| 11 | 1283 | -232 | 284 | 1875 | -353 | 23 | 624 | 178 | 1211 | -765 | -197 | -1367 | |
| 12 | 6845 | -266 | 315 | 4120 | -487 | -471 | 2058 | 188 | 2305 | -639 | -166 | -113 | |
| 1994 01 | -4935 | -41 | 147 | 1146 | -163 | -432 | -367 | -57 | -83 | -2172 | -212 | -2701 | |
| 02 | -1335 | 190 | 182 | 1166 | -360 | -191 | 395 | -69 | 1093 | -1595 | -239 | -1908 | |
| 03 | -1751 | -257 | 117 | 791 | -297 | -71 | 994 | 34 | 1239 | -2133 | -235 | -1932 | |
| 04 | -224 | -232 | 190 | 2235 | -292 | -569 | 1100 | 63 | 1098 | -2044 | -302 | -1470 | |
| 05 | 731 | 71 | 177 | 3065 | -202 | -439 | 515 | 165 | 964 | -1502 | -374 | -1709 | |
| 06 | 2568 | -101 | 250 | 3533 | -249 | -382 | 1221 | 198 | 1345 | -2002 | -271 | -975 | |
| 07 | 459 | 98 | 304 | 1143 | -107 | -167 | 1312 | 178 | 1457 | -1921 | -162 | -1675 | |
| 08 | 104 | -424 | 277 | 2768 | -306 | -547 | 335 | 21 | 1513 | -1622 | -169 | -1741 | |
| 09 | -1254 | -87 | 111 | 1719 | -216 | -607 | 1027 | 99 | 437 | -2118 | -177 | -1443 | |
| 10 | 1105 | -82 | 235 | 2640 | -306 | -196 | 1569 | -3 | 1071 | -1606 | -235 | -1984 | |
| 11 | 600 | -22 | 237 | 2900 | -186 | -386 | 636 | 122 | 713 | -1833 | -237 | -1344 | |
| 12 | 2712 | -110 | 315 | 2448 | -131 | -359 | 2005 | 56 | 1801 | -1483 | -244 | -1586 | |

AUSSENHANDEL
EXTERNAL TRADE
COMMERCE EXTERIEUR

| | EUR | UEBL | DK | D(*) | GR | E | F | IRL | I | NL | P | UK |
|-------------|---|-------|------|-------|---|-------|--------|------|---|-------|-------|-------|
| 0909 | Handelsbilanz intra-EG (FOB / CIF) | | | | Trade balance intra-EC (FOB / CIF) | | | | Balance commerciale intra-CE (FOB / CAF) | | | |
| | <i>Mio ECU</i> | | | | | | | | | | | |
| 1991 | -12909 | -258 | 1384 | 3214 | -6005 | -8861 | -11775 | 2889 | -3795 | 17748 | -5299 | -2150 |
| 1992 | -17211 | -702 | 2161 | 6868 | -6651 | -9896 | -9528 | 4128 | -5905 | 15531 | -6515 | -6702 |
| 1993 | 31407 | 11007 | 2672 | 12006 | -7254 | -6765 | -5087 | 5624 | 7051 | 22613 | -4947 | -5513 |
| 1994 | 42974 | 12978 | 2131 | 13000 | -7361 | -5713 | -5580 | 6622 | 5838 | 31805 | -4769 | -5976 |
| 1993 10 | 3482 | 1249 | 232 | 1613 | -640 | -641 | -363 | 422 | 781 | 1970 | -360 | -782 |
| 11 | 2948 | 1053 | 272 | 1089 | -666 | -535 | -287 | 466 | 419 | 2126 | -404 | -585 |
| 12 | -476 | 447 | 45 | -414 | -748 | -783 | -713 | 580 | 419 | 1776 | -465 | -620 |
| 1994 01 | 4408 | 739 | 259 | 1498 | -471 | 104 | -449 | 381 | 194 | 2277 | -218 | 95 |
| 02 | 4072 | 680 | 165 | 1639 | -578 | -299 | -118 | 497 | 513 | 2004 | -367 | -64 |
| 03 | 3704 | 1182 | 247 | 1264 | -712 | -530 | -406 | 591 | 475 | 2597 | -398 | -605 |
| 04 | 3754 | 1066 | 139 | 1002 | -600 | -520 | -40 | 478 | 291 | 2585 | -381 | -266 |
| 05 | 2530 | 1216 | 170 | 332 | -668 | -362 | -517 | 447 | 615 | 2513 | -427 | -788 |
| 06 | 1878 | 1462 | 174 | 835 | -642 | -595 | -671 | 612 | 369 | 2262 | -370 | -1557 |
| 07 | 2819 | 1057 | 109 | 674 | -494 | -624 | -522 | 393 | 1651 | 2132 | -247 | -1309 |
| 08 | 2576 | 478 | 250 | 911 | -533 | -565 | -625 | 480 | 452 | 2454 | -393 | -334 |
| 09 | 4645 | 1532 | 242 | 1173 | -665 | -840 | -304 | 761 | 616 | 2647 | -333 | -184 |
| 10 | 4045 | 1323 | 139 | 1025 | -670 | -600 | -460 | 649 | 536 | 2895 | -446 | -346 |
| 11 | 4871 | 1201 | 222 | 1699 | -667 | -329 | -732 | 586 | 390 | 3104 | -461 | -142 |
| 12 | 3671 | 1042 | 17 | 948 | -661 | -552 | -737 | 746 | -263 | 4335 | -729 | -475 |

EINFUHR NACH LÄNDERN

IMPORTS BY COUNTRY

IMPORTATIONS PAR PAYS

| | EUR | UEBL | DK | D(*) | GR | E | F | IRL | I | NL | P | UK |
|-------------|--|-------|------|-------|---|-------|-------|------|--|-------|------|-------|
| 0916 | Industrialisierte westliche Drittländer | | | | Western industrialized third countries | | | | Pays tiers industrialisés occidentaux | | | |
| | <i>Mio ECU</i> | | | | | | | | | | | |
| 1991 | 292304 | 18164 | 8932 | 87249 | 3370 | 14230 | 39060 | 4124 | 31967 | 24198 | 3019 | 57989 |
| 1992 | 287921 | 17577 | 8690 | 87269 | 3124 | 14244 | 37525 | 3535 | 30669 | 25017 | 3183 | 57087 |
| 1993 | 276733 | 16675 | 8379 | 83788 | 3346 | 11090 | 35051 | 4638 | 27876 | 22404 | 2855 | 60630 |
| 1994 | 302794 | 18237 | 9791 | 90557 | 2586 | 11712 | 38154 | 5700 | 29972 | 28804 | 3044 | 64238 |
| 1993 10 | 23285 | 1421 | 750 | 7371 | 219 | 819 | 2932 | 442 | 2391 | 1800 | 217 | 4925 |
| 11 | 24634 | 1472 | 748 | 7528 | 285 | 999 | 3262 | 402 | 2425 | 2007 | 234 | 5271 |
| 12 | 24016 | 1729 | 753 | 7486 | 371 | 1136 | 2946 | 386 | 2237 | 1982 | 225 | 4764 |
| 1994 01 | 23288 | 1312 | 645 | 6406 | 181 | 807 | 3139 | 488 | 2270 | 2446 | 212 | 5383 |
| 02 | 23607 | 1292 | 739 | 6872 | 185 | 873 | 2916 | 541 | 2460 | 2035 | 240 | 5452 |
| 03 | 28860 | 1735 | 920 | 8544 | 245 | 1133 | 3569 | 485 | 2734 | 2844 | 299 | 6352 |
| 04 | 25151 | 1569 | 754 | 7240 | 226 | 1106 | 2978 | 473 | 2502 | 2539 | 245 | 5518 |
| 05 | 25587 | 1476 | 829 | 7612 | 209 | 1007 | 3129 | 439 | 2701 | 2294 | 360 | 5531 |
| 06 | 25573 | 1665 | 843 | 7533 | 219 | 1074 | 3224 | 434 | 2566 | 2509 | 261 | 5244 |
| 07 | 23434 | 1307 | 647 | 7304 | 217 | 858 | 3025 | 449 | 2361 | 2118 | 226 | 4923 |
| 08 | 21408 | 1397 | 737 | 6929 | 160 | 654 | 2517 | 452 | 1463 | 2034 | 184 | 4880 |
| 09 | 25349 | 1631 | 968 | 7606 | 201 | 1086 | 3107 | 447 | 2783 | 2589 | 233 | 4698 |
| 10 | 25882 | 1645 | 888 | 7602 | 223 | 963 | 3384 | 509 | 2687 | 2356 | 247 | 5378 |
| 11 | 27626 | 1637 | 903 | 8304 | 252 | 1145 | 3595 | 495 | 2846 | 2651 | 283 | 5515 |
| 12 | 27031 | 1570 | 917 | 8603 | 268 | 1006 | 3573 | 489 | 2599 | 2387 | 253 | 5365 |
| 0917 | Darunter: USA | | | | Of which: USA | | | | Dont: USA | | | |
| | <i>Mio ECU</i> | | | | | | | | | | | |
| 1991 | 90730 | 6250 | 1552 | 18902 | 743 | 5799 | 15810 | 2539 | 8230 | 8965 | 726 | 21213 |
| 1992 | 86789 | 5925 | 1360 | 19053 | 660 | 5548 | 14475 | 2003 | 7659 | 9390 | 708 | 20007 |
| 1993 | 84469 | 5977 | 1139 | 17845 | 701 | 4165 | 13884 | 2708 | 6710 | 8732 | 656 | 21952 |
| 1994 | 93183 | 6334 | 1253 | 18637 | 579 | 4647 | 15015 | 3587 | 6538 | 10689 | 821 | 25083 |
| 1993 10 | 6691 | 482 | 116 | 1502 | 46 | 265 | 1046 | 294 | 502 | 629 | 40 | 1768 |
| 11 | 7277 | 471 | 104 | 1507 | 55 | 391 | 1349 | 214 | 508 | 668 | 51 | 1959 |
| 12 | 7564 | 780 | 96 | 1603 | 69 | 319 | 1158 | 230 | 579 | 839 | 53 | 1838 |
| 1994 01 | 7642 | 456 | 96 | 1617 | 41 | 344 | 1299 | 316 | 539 | 997 | 57 | 1879 |
| 02 | 7332 | 426 | 94 | 1439 | 49 | 327 | 1101 | 320 | 585 | 738 | 66 | 2189 |
| 03 | 9802 | 652 | 165 | 1826 | 61 | 476 | 1454 | 291 | 613 | 1239 | 101 | 2924 |
| 04 | 8149 | 553 | 105 | 1636 | 49 | 491 | 1161 | 278 | 583 | 1006 | 67 | 2220 |
| 05 | 7773 | 530 | 106 | 1514 | 43 | 394 | 1229 | 269 | 570 | 772 | 125 | 2220 |
| 06 | 7902 | 598 | 101 | 1568 | 50 | 472 | 1266 | 269 | 535 | 996 | 64 | 1981 |
| 07 | 7032 | 494 | 92 | 1447 | 41 | 284 | 1262 | 273 | 477 | 727 | 48 | 1888 |
| 08 | 6651 | 483 | 113 | 1420 | 39 | 236 | 1105 | 300 | 356 | 693 | 41 | 1863 |
| 09 | 7286 | 547 | 98 | 1356 | 49 | 478 | 1118 | 290 | 624 | 873 | 45 | 1808 |
| 10 | 7330 | 540 | 94 | 1488 | 56 | 309 | 1244 | 336 | 480 | 735 | 60 | 1988 |
| 11 | 7993 | 544 | 94 | 1592 | 49 | 425 | 1362 | 319 | 611 | 967 | 75 | 1955 |
| 12 | 8290 | 512 | 93 | 1733 | 51 | 411 | 1412 | 326 | 564 | 947 | 72 | 2169 |

EINFUHR NACH LÄNDERN

IMPORTS BY COUNTRY

IMPORTATIONS PAR PAYS

| | EUR | UEBL | DK | D(*) | GR | E | F | IRL | I | NL | P | UK |
|-------------|---------------------------|-------|------|-------|-----------------------------|-------|-------|------|--------------------------------------|-------|------|-------|
| 0918 | Darunter: Japan | | | | Of which: Japan | | | | Dont : Japon | | | |
| | <i>Mio ECU</i> | | | | | | | | | | | |
| 1991 | 51824 | 3802 | 822 | 16542 | 1156 | 3158 | 5830 | 638 | 3605 | 5967 | 619 | 9684 |
| 1992 | 51530 | 3902 | 874 | 15939 | 1154 | 3259 | 5745 | 558 | 3411 | 6187 | 716 | 9786 |
| 1993 | 47658 | 3249 | 785 | 15215 | 1281 | 2137 | 5227 | 955 | 3251 | 4569 | 669 | 10320 |
| 1994 | 48821 | 2884 | 900 | 15296 | 691 | 2108 | 5084 | 913 | 3329 | 5377 | 648 | 11593 |
| 1993 10 | 4163 | 283 | 64 | 1386 | 63 | 182 | 483 | 71 | 276 | 373 | 58 | 924 |
| 11 | 4130 | 267 | 62 | 1267 | 114 | 191 | 453 | 91 | 275 | 422 | 47 | 940 |
| 12 | 3887 | 268 | 56 | 1330 | 124 | 151 | 394 | 76 | 226 | 369 | 48 | 843 |
| 1994 01 | 3470 | 208 | 66 | 1025 | 58 | 131 | 389 | 82 | 264 | 422 | 41 | 783 |
| 02 | 3569 | 215 | 61 | 1124 | 36 | 156 | 372 | 125 | 260 | 381 | 51 | 787 |
| 03 | 4679 | 293 | 81 | 1581 | 64 | 177 | 510 | 86 | 324 | 482 | 54 | 1027 |
| 04 | 4413 | 271 | 113 | 1248 | 77 | 192 | 439 | 101 | 289 | 514 | 55 | 1114 |
| 05 | 4268 | 240 | 66 | 1331 | 67 | 196 | 455 | 64 | 333 | 467 | 58 | 990 |
| 06 | 4084 | 247 | 72 | 1161 | 50 | 178 | 444 | 70 | 291 | 413 | 54 | 1104 |
| 07 | 3648 | 206 | 54 | 1121 | 76 | 179 | 361 | 60 | 247 | 373 | 59 | 911 |
| 08 | 3771 | 230 | 76 | 1260 | 33 | 135 | 346 | 67 | 172 | 403 | 47 | 1002 |
| 09 | 4184 | 254 | 69 | 1343 | 40 | 196 | 430 | 61 | 304 | 548 | 45 | 894 |
| 10 | 4260 | 259 | 98 | 1295 | 41 | 189 | 451 | 65 | 275 | 497 | 61 | 1029 |
| 11 | 4287 | 230 | 78 | 1332 | 81 | 207 | 457 | 68 | 298 | 480 | 69 | 988 |
| 12 | 4187 | 230 | 66 | 1474 | 68 | 171 | 431 | 64 | 271 | 395 | 55 | 963 |
| 0919 | Entwicklungsländer | | | | Developing countries | | | | Pays en voie de développement | | | |
| | <i>Mio ECU</i> | | | | | | | | | | | |
| 1991 | 154994 | 9431 | 2163 | 34914 | 2587 | 13416 | 26254 | 724 | 22845 | 17690 | 2806 | 22163 |
| 1992 | 150055 | 8648 | 1943 | 33751 | 2668 | 13265 | 25097 | 820 | 21020 | 17474 | 2719 | 22649 |
| 1993 | 149530 | 8080 | 2094 | 34290 | 3030 | 11621 | 25319 | 1210 | 19553 | 16478 | 2546 | 25308 |
| 1994 | 166192 | 11017 | 2456 | 36128 | 2474 | 13021 | 26509 | 1580 | 20802 | 21813 | 3088 | 27304 |
| 1993 10 | 12957 | 803 | 151 | 3048 | 358 | 1037 | 2149 | 123 | 1454 | 1342 | 190 | 2304 |
| 11 | 12830 | 789 | 171 | 2849 | 304 | 925 | 2117 | 131 | 1633 | 1313 | 229 | 2369 |
| 12 | 12697 | 712 | 197 | 2927 | 306 | 1079 | 2075 | 102 | 1653 | 1379 | 239 | 2029 |
| 1994 01 | 13924 | 782 | 246 | 3043 | 164 | 851 | 2506 | 132 | 1719 | 1798 | 233 | 2451 |
| 02 | 12894 | 680 | 186 | 2834 | 257 | 1073 | 2090 | 115 | 1669 | 1743 | 229 | 2017 |
| 03 | 14268 | 931 | 218 | 3217 | 188 | 1078 | 2338 | 139 | 1749 | 1904 | 230 | 2276 |
| 04 | 13211 | 988 | 233 | 2733 | 211 | 1053 | 1968 | 128 | 1807 | 1730 | 237 | 2123 |
| 05 | 13779 | 965 | 191 | 2836 | 169 | 1161 | 2357 | 122 | 1824 | 1740 | 271 | 2142 |
| 06 | 13914 | 1029 | 175 | 2866 | 220 | 1131 | 2261 | 97 | 1696 | 1983 | 260 | 2197 |
| 07 | 13766 | 918 | 153 | 3022 | 118 | 1068 | 2170 | 83 | 1740 | 1932 | 268 | 2294 |
| 08 | 13793 | 856 | 192 | 3184 | 241 | 1170 | 2153 | 110 | 1418 | 1965 | 249 | 2255 |
| 09 | 14148 | 960 | 216 | 3018 | 149 | 1078 | 2221 | 138 | 1854 | 1916 | 237 | 2362 |
| 10 | 14004 | 952 | 170 | 2898 | 399 | 1171 | 2102 | 176 | 1724 | 1801 | 268 | 2343 |
| 11 | 14217 | 1013 | 254 | 2934 | 168 | 1156 | 2187 | 174 | 1779 | 1671 | 334 | 2548 |
| 12 | 14274 | 943 | 223 | 3544 | 190 | 1032 | 2155 | 168 | 1822 | 1631 | 271 | 2296 |

AUSFUHR NACH LÄNDERN

EXPORTS BY COUNTRY

EXPORTATIONS PAR PAYS

| | EUR | UEBL | DK | D(*) | GR | E | F | IRL | I | NL | P | UK |
|-------------|--|-------|-------|--------|---|------|-------|------|--|-------|------|-------|
| 0920 | Darunter: AKP | | | | Of which: ACP | | | | Dont : ACP | | | |
| | <i>Mio ECU</i> | | | | | | | | | | | |
| 1991 | 19067 | 2034 | 66 | 3134 | 202 | 2114 | 4193 | 146 | 1910 | 2021 | 635 | 2613 |
| 1992 | 17858 | 2088 | 98 | 2816 | 160 | 1978 | 3970 | 148 | 1625 | 1704 | 700 | 2572 |
| 1993 | 14859 | 1078 | 130 | 2296 | 161 | 1418 | 3870 | 149 | 1506 | 1357 | 540 | 2354 |
| 1994 | 18460 | 2251 | 112 | 2611 | 173 | 1987 | 4169 | 167 | 1935 | 1809 | 693 | 2553 |
| 1993 10 | 1306 | 106 | 3 | 214 | 17 | 147 | 327 | 11 | 109 | 127 | 41 | 203 |
| 11 | 1391 | 101 | 3 | 199 | 17 | 107 | 434 | 14 | 158 | 102 | 58 | 198 |
| 12 | 1410 | 87 | 60 | 226 | 16 | 137 | 381 | 13 | 139 | 122 | 59 | 170 |
| 1994 01 | 1490 | 87 | 9 | 226 | 40 | 143 | 375 | 12 | 149 | 183 | 72 | 194 |
| 02 | 1392 | 100 | 7 | 178 | 27 | 180 | 320 | 14 | 134 | 174 | 74 | 184 |
| 03 | 1471 | 138 | 10 | 226 | 7 | 180 | 351 | 14 | 145 | 130 | 53 | 215 |
| 04 | 1647 | 227 | 5 | 229 | 5 | 224 | 335 | 13 | 199 | 134 | 44 | 234 |
| 05 | 1575 | 224 | 15 | 162 | 12 | 236 | 327 | 14 | 176 | 181 | 47 | 180 |
| 06 | 1518 | 213 | 5 | 244 | 6 | 97 | 378 | 13 | 139 | 146 | 48 | 229 |
| 07 | 1498 | 239 | 8 | 204 | 13 | 123 | 328 | 11 | 152 | 148 | 53 | 220 |
| 08 | 1378 | 198 | 6 | 203 | 6 | 144 | 281 | 15 | 119 | 140 | 47 | 218 |
| 09 | 1502 | 207 | 5 | 194 | 11 | 126 | 353 | 13 | 182 | 111 | 71 | 228 |
| 10 | 1621 | 201 | 7 | 217 | 24 | 166 | 337 | 23 | 200 | 187 | 56 | 204 |
| 11 | 1706 | 205 | 5 | 217 | 11 | 180 | 419 | 14 | 176 | 143 | 84 | 253 |
| 12 | 1661 | 213 | 30 | 310 | 11 | 188 | 365 | 11 | 163 | 133 | 44 | 194 |
| 0922 | Industrialisierte westliche Drittländer | | | | Western industrialized third countries | | | | Pays tiers industrialisés occidentaux | | | |
| | <i>Mio ECU</i> | | | | | | | | | | | |
| 1991 | 242276 | 11636 | 9802 | 92789 | 1184 | 5928 | 32166 | 3618 | 30808 | 14231 | 2101 | 38015 |
| 1992 | 239911 | 11729 | 9860 | 91409 | 1060 | 6130 | 32675 | 4031 | 29723 | 14352 | 2066 | 36875 |
| 1993 | 258252 | 13482 | 10126 | 94499 | 1164 | 6697 | 34766 | 5004 | 33277 | 14949 | 1978 | 42310 |
| 1994 | 287289 | 15833 | 11132 | 105614 | 1183 | 7603 | 38227 | 5739 | 37216 | 17120 | 2281 | 45339 |
| 1993 10 | 23986 | 1257 | 947 | 8817 | 115 | 660 | 3031 | 492 | 3077 | 1432 | 164 | 3995 |
| 11 | 23658 | 1274 | 911 | 8508 | 110 | 650 | 3007 | 536 | 2989 | 1460 | 168 | 4046 |
| 12 | 25005 | 1275 | 955 | 9336 | 118 | 551 | 3371 | 473 | 3267 | 1403 | 174 | 4081 |
| 1994 01 | 20081 | 1278 | 783 | 7346 | 89 | 468 | 2700 | 416 | 2384 | 1260 | 162 | 3193 |
| 02 | 22081 | 1244 | 877 | 7735 | 89 | 635 | 2907 | 426 | 3080 | 1359 | 164 | 3565 |
| 03 | 25168 | 1490 | 967 | 8830 | 73 | 707 | 3532 | 479 | 3321 | 1520 | 197 | 4052 |
| 04 | 23395 | 1323 | 892 | 8353 | 80 | 621 | 3107 | 473 | 3134 | 1334 | 155 | 3923 |
| 05 | 24287 | 1289 | 933 | 9036 | 90 | 652 | 3010 | 541 | 3194 | 1514 | 176 | 3852 |
| 06 | 25772 | 1400 | 963 | 9631 | 95 | 674 | 3297 | 537 | 3297 | 1433 | 174 | 4270 |
| 07 | 22820 | 1173 | 791 | 7910 | 114 | 635 | 3338 | 501 | 3239 | 1278 | 251 | 3592 |
| 08 | 21893 | 1083 | 961 | 8920 | 63 | 464 | 2424 | 414 | 2617 | 1478 | 175 | 3295 |
| 09 | 24497 | 1495 | 1007 | 8750 | 79 | 677 | 3499 | 471 | 3171 | 1481 | 203 | 3664 |
| 10 | 25742 | 1359 | 986 | 9690 | 164 | 763 | 3582 | 453 | 3271 | 1499 | 197 | 3778 |
| 11 | 25929 | 1422 | 989 | 9775 | 111 | 724 | 3223 | 540 | 3180 | 1474 | 245 | 4246 |
| 12 | 25623 | 1277 | 983 | 9640 | 136 | 583 | 3610 | 487 | 3328 | 1490 | 181 | 3908 |

AUSFUHR NACH LÄNDERN

EXPORTS BY COUNTRY

EXPORTATIONS PAR PAYS

| | EUR | UEBL | DK | D(*) | GR | E | F | IRL | I | NL | P | UK |
|-------------|------------------------|------|------|-------|------------------------|------|-------|------|---------------------|------|-----|-------|
| 0923 | Darunter: USA | | | | Of which: USA | | | | Dont : USA | | | |
| | <i>Mio ECU</i> | | | | | | | | | | | |
| 1991 | 71156 | 3575 | 1420 | 20366 | 398 | 2378 | 11144 | 1697 | 9423 | 4044 | 503 | 16208 |
| 1992 | 73783 | 3686 | 1373 | 21178 | 295 | 2368 | 11936 | 1794 | 9569 | 4448 | 494 | 16642 |
| 1993 | 85120 | 4870 | 1621 | 24151 | 322 | 2487 | 13291 | 2200 | 11124 | 4686 | 578 | 19792 |
| 1994 | 95087 | 5878 | 1837 | 28156 | 382 | 2982 | 14646 | 2327 | 12374 | 5259 | 785 | 20460 |
| 1993 10 | 7850 | 449 | 210 | 2231 | 28 | 223 | 1096 | 202 | 1087 | 372 | 47 | 1906 |
| 11 | 8123 | 471 | 154 | 2289 | 29 | 241 | 1283 | 273 | 1007 | 507 | 57 | 1811 |
| 12 | 8380 | 492 | 190 | 2429 | 33 | 175 | 1480 | 190 | 1098 | 426 | 59 | 1808 |
| 1994 01 | 6783 | 519 | 127 | 1960 | 29 | 177 | 976 | 169 | 802 | 461 | 56 | 1506 |
| 02 | 7542 | 486 | 185 | 2149 | 19 | 237 | 1136 | 156 | 1054 | 462 | 45 | 1613 |
| 03 | 8435 | 548 | 158 | 2503 | 30 | 271 | 1353 | 176 | 1077 | 472 | 62 | 1785 |
| 04 | 7808 | 527 | 130 | 2145 | 25 | 266 | 1258 | 189 | 1048 | 390 | 47 | 1783 |
| 05 | 8451 | 476 | 200 | 2434 | 35 | 272 | 1217 | 271 | 1088 | 468 | 64 | 1926 |
| 06 | 8856 | 537 | 153 | 2535 | 38 | 283 | 1329 | 252 | 1122 | 459 | 62 | 2087 |
| 07 | 7560 | 468 | 119 | 2167 | 32 | 260 | 1294 | 217 | 1070 | 396 | 87 | 1450 |
| 08 | 7009 | 393 | 186 | 2272 | 15 | 208 | 866 | 193 | 902 | 468 | 68 | 1437 |
| 09 | 7886 | 492 | 146 | 2314 | 28 | 269 | 1357 | 189 | 1022 | 428 | 61 | 1580 |
| 10 | 8165 | 508 | 125 | 2393 | 66 | 292 | 1355 | 158 | 1080 | 397 | 60 | 1731 |
| 11 | 8545 | 503 | 151 | 2773 | 32 | 251 | 1213 | 197 | 1030 | 390 | 118 | 1888 |
| 12 | 8048 | 419 | 159 | 2513 | 31 | 194 | 1294 | 161 | 1080 | 465 | 55 | 1675 |
| 0924 | Darunter: Japan | | | | Of which: Japan | | | | Dont : Japan | | | |
| | <i>Mio ECU</i> | | | | | | | | | | | |
| 1991 | 22162 | 1128 | 1066 | 8053 | 69 | 393 | 3640 | 444 | 3000 | 989 | 116 | 3263 |
| 1992 | 20566 | 987 | 1124 | 7285 | 69 | 394 | 3307 | 630 | 2647 | 989 | 108 | 3024 |
| 1993 | 22759 | 1161 | 1208 | 8156 | 64 | 420 | 3499 | 906 | 2737 | 1110 | 104 | 3393 |
| 1994 | 26583 | 1543 | 1344 | 9319 | 79 | 743 | 3948 | 895 | 3406 | 1365 | 114 | 3826 |
| 1993 10 | 2344 | 84 | 119 | 993 | 3 | 33 | 340 | 123 | 266 | 93 | 7 | 284 |
| 11 | 2037 | 109 | 105 | 892 | 4 | 29 | 221 | 67 | 188 | 106 | 7 | 308 |
| 12 | 2293 | 96 | 103 | 851 | 6 | 39 | 349 | 94 | 261 | 119 | 10 | 365 |
| 1994 01 | 1742 | 105 | 92 | 673 | 9 | 34 | 225 | 47 | 203 | 88 | 8 | 258 |
| 02 | 1918 | 131 | 98 | 557 | 16 | 35 | 278 | 100 | 333 | 90 | 7 | 273 |
| 03 | 2201 | 139 | 136 | 686 | 5 | 57 | 307 | 78 | 296 | 127 | 8 | 362 |
| 04 | 2012 | 114 | 93 | 736 | 6 | 60 | 268 | 73 | 272 | 87 | 10 | 292 |
| 05 | 2000 | 110 | 126 | 685 | 4 | 59 | 255 | 56 | 288 | 125 | 8 | 284 |
| 06 | 2465 | 117 | 135 | 995 | 5 | 80 | 285 | 80 | 292 | 121 | 8 | 347 |
| 07 | 2245 | 153 | 115 | 709 | 4 | 79 | 445 | 76 | 252 | 107 | 13 | 292 |
| 08 | 2247 | 102 | 110 | 805 | 3 | 39 | 328 | 63 | 342 | 115 | 13 | 326 |
| 09 | 2373 | 171 | 127 | 809 | 5 | 59 | 334 | 86 | 296 | 118 | 8 | 360 |
| 10 | 2608 | 140 | 119 | 914 | 9 | 81 | 445 | 86 | 310 | 139 | 14 | 350 |
| 11 | 2289 | 132 | 81 | 882 | 5 | 82 | 278 | 67 | 274 | 119 | 8 | 361 |
| 12 | 2483 | 129 | 114 | 867 | 8 | 77 | 500 | 83 | 247 | 129 | 9 | 320 |

AUSFUHR NACH LÄNDERN

EXPORTS BY COUNTRY

EXPORTATIONS PAR PAYS

| | EUR | UEBL | DK | D(*) | GR | E | F | IRL | I | NL | P | UK |
|-------------|---------------------------|-------|------|-------|-----------------------------|-------|-------|------|--------------------------------------|-------|------|-------|
| 0925 | Entwicklungsländer | | | | Developing countries | | | | Pays en voie de développement | | | |
| | <i>Mio ECU</i> | | | | | | | | | | | |
| 1991 | 149071 | 9800 | 2810 | 37329 | 981 | 9601 | 31858 | 1167 | 20407 | 8797 | 1027 | 25294 |
| 1992 | 159804 | 10184 | 3446 | 40577 | 1059 | 10716 | 34017 | 1329 | 22383 | 9520 | 1305 | 25268 |
| 1993 | 176828 | 12092 | 3321 | 42543 | 1171 | 12551 | 36372 | 1744 | 26046 | 11399 | 1107 | 28483 |
| 1994 | 193476 | 13912 | 3919 | 47984 | 1392 | 13676 | 38851 | 2087 | 28465 | 11614 | 1266 | 30310 |
| 1993 10 | 15773 | 1034 | 280 | 3716 | 106 | 1080 | 3202 | 154 | 2473 | 1033 | 90 | 2604 |
| 11 | 15909 | 1144 | 299 | 3718 | 120 | 1310 | 3085 | 161 | 2329 | 1030 | 129 | 2586 |
| 12 | 18045 | 1263 | 291 | 4520 | 132 | 1190 | 3746 | 160 | 2697 | 1170 | 124 | 2752 |
| 1994 01 | 13644 | 1057 | 290 | 3467 | 89 | 847 | 2820 | 139 | 1748 | 800 | 92 | 2294 |
| 02 | 14424 | 1203 | 253 | 3306 | 89 | 1154 | 2740 | 144 | 2229 | 869 | 86 | 2350 |
| 03 | 17320 | 1242 | 298 | 3882 | 86 | 1434 | 3486 | 163 | 2581 | 1107 | 123 | 2917 |
| 04 | 14958 | 1105 | 312 | 3611 | 88 | 976 | 2889 | 182 | 2401 | 912 | 88 | 2393 |
| 05 | 16263 | 1178 | 297 | 4297 | 125 | 1168 | 3105 | 170 | 2459 | 948 | 102 | 2414 |
| 06 | 16928 | 1249 | 328 | 4041 | 101 | 1222 | 3576 | 171 | 2489 | 1048 | 95 | 2606 |
| 07 | 16148 | 1154 | 341 | 3945 | 97 | 1194 | 3282 | 190 | 2523 | 914 | 115 | 2392 |
| 08 | 15025 | 876 | 302 | 4237 | 72 | 951 | 2836 | 153 | 2029 | 957 | 95 | 2518 |
| 09 | 15550 | 1112 | 321 | 3864 | 93 | 1069 | 3062 | 191 | 2271 | 953 | 106 | 2507 |
| 10 | 16492 | 1200 | 317 | 3723 | 206 | 1243 | 3542 | 190 | 2467 | 1031 | 109 | 2465 |
| 11 | 17626 | 1274 | 413 | 4401 | 135 | 1260 | 3330 | 214 | 2442 | 1069 | 142 | 2946 |
| 12 | 19100 | 1261 | 446 | 5210 | 211 | 1157 | 4182 | 180 | 2827 | 1006 | 112 | 2508 |
| 0926 | Darunter: AKP | | | | Of which: ACP | | | | Dont: ACP | | | |
| | <i>Mio ECU</i> | | | | | | | | | | | |
| 1991 | 15697 | 1008 | 320 | 2427 | 101 | 673 | 4741 | 157 | 1506 | 1248 | 568 | 2947 |
| 1992 | 17109 | 1021 | 602 | 2566 | 99 | 970 | 5314 | 148 | 1442 | 1331 | 826 | 2790 |
| 1993 | 16252 | 975 | 439 | 2016 | 99 | 987 | 4949 | 199 | 1917 | 1338 | 496 | 2836 |
| 1994 | 14673 | 1109 | 564 | 1835 | 101 | 638 | 4539 | 181 | 1557 | 1154 | 438 | 2557 |
| 1993 10 | 1467 | 96 | 22 | 149 | 12 | 42 | 410 | 18 | 341 | 109 | 34 | 234 |
| 11 | 1356 | 82 | 56 | 163 | 11 | 91 | 370 | 25 | 120 | 127 | 64 | 247 |
| 12 | 1501 | 94 | 24 | 216 | 11 | 70 | 460 | 15 | 119 | 146 | 41 | 304 |
| 1994 01 | 1116 | 68 | 62 | 137 | 3 | 44 | 337 | 16 | 90 | 88 | 38 | 233 |
| 02 | 1056 | 95 | 18 | 146 | 5 | 47 | 306 | 16 | 84 | 86 | 27 | 226 |
| 03 | 1173 | 82 | 20 | 140 | 6 | 83 | 323 | 16 | 110 | 104 | 46 | 243 |
| 04 | 1163 | 76 | 47 | 159 | 3 | 56 | 355 | 15 | 109 | 90 | 38 | 215 |
| 05 | 1183 | 89 | 17 | 146 | 13 | 50 | 413 | 15 | 123 | 90 | 32 | 195 |
| 06 | 1211 | 103 | 31 | 155 | 10 | 55 | 367 | 17 | 114 | 105 | 33 | 223 |
| 07 | 1122 | 83 | 39 | 132 | 5 | 39 | 351 | 16 | 121 | 106 | 38 | 192 |
| 08 | 1178 | 106 | 55 | 197 | 3 | 79 | 323 | 13 | 94 | 102 | 26 | 179 |
| 09 | 1293 | 94 | 13 | 137 | 8 | 43 | 354 | 16 | 300 | 94 | 34 | 200 |
| 10 | 1207 | 94 | 16 | 119 | 6 | 42 | 441 | 14 | 131 | 102 | 36 | 205 |
| 11 | 1417 | 112 | 123 | 200 | 20 | 55 | 402 | 13 | 105 | 103 | 56 | 228 |
| 12 | 1554 | 106 | 123 | 167 | 19 | 47 | 567 | 14 | 176 | 83 | 33 | 219 |

EINFUHR EXTRA-EG

IMPORTS EXTRA-EC

IMPORTATIONS EXTRA-CE

| | EUR | UEBL | DK | D(*) | GR | E | F | IRL | I | NL | P | UK |
|-------------|--|------|------|------|---|------|------|-----|--|------|------|------|
| 0930 | Nahrungs- und Genussmittel SITC 0-1 | | | | Food, drink and tobacco SITC 0-1 | | | | Produits alimentaires, etc CTCI 0-1 | | | |
| | <i>Mio ECU</i> | | | | | | | | | | | |
| 1991 | 38261 | 2026 | 1579 | 8728 | 475 | 3816 | 5570 | 271 | 4346 | 4153 | 946 | 6352 |
| 1992 | 37925 | 1958 | 1618 | 8692 | 449 | 4039 | 5270 | 287 | 3925 | 4429 | 960 | 6298 |
| 1993 | 36631 | 1978 | 1671 | 8265 | 374 | 3820 | 5095 | 311 | 3614 | 4180 | 904 | 6419 |
| 1994 | 41751 | 2625 | 1992 | 9245 | 393 | 4122 | 5317 | 338 | 4008 | 5734 | 1003 | 6975 |
| 1993 10 | 3158 | 186 | 164 | 736 | 30 | 310 | 426 | 28 | 326 | 328 | 58 | 566 |
| 11 | 3552 | 188 | 173 | 767 | 39 | 391 | 495 | 39 | 354 | 392 | 93 | 619 |
| 12 | 3596 | 197 | 140 | 835 | 54 | 426 | 505 | 27 | 351 | 409 | 77 | 575 |
| 1994 01 | 3183 | 199 | 146 | 708 | 18 | 258 | 450 | 37 | 299 | 425 | 76 | 568 |
| 02 | 3120 | 171 | 146 | 676 | 31 | 327 | 395 | 31 | 293 | 449 | 70 | 531 |
| 03 | 3701 | 248 | 152 | 759 | 30 | 365 | 491 | 36 | 376 | 551 | 102 | 591 |
| 04 | 3480 | 216 | 153 | 679 | 27 | 309 | 432 | 26 | 328 | 617 | 96 | 597 |
| 05 | 3374 | 205 | 181 | 683 | 30 | 332 | 446 | 25 | 315 | 479 | 92 | 586 |
| 06 | 3544 | 251 | 169 | 725 | 30 | 388 | 446 | 13 | 326 | 495 | 101 | 599 |
| 07 | 3263 | 213 | 147 | 712 | 30 | 344 | 372 | 24 | 299 | 476 | 83 | 564 |
| 08 | 3326 | 218 | 157 | 777 | 27 | 355 | 423 | 23 | 257 | 463 | 70 | 558 |
| 09 | 3501 | 207 | 195 | 772 | 40 | 356 | 442 | 25 | 347 | 464 | 89 | 563 |
| 10 | 3545 | 210 | 175 | 795 | 46 | 376 | 437 | 23 | 354 | 450 | 69 | 610 |
| 11 | 3801 | 241 | 190 | 807 | 41 | 381 | 496 | 29 | 421 | 471 | 79 | 644 |
| 12 | 3912 | 246 | 181 | 1151 | 43 | 331 | 487 | 46 | 393 | 394 | 76 | 563 |
| 0931 | Rohstoffe SITC 2+4 | | | | Raw materials SITC 2+4 | | | | Matières premières CTCI 2+4 | | | |
| | <i>Mio ECU</i> | | | | | | | | | | | |
| 1991 | 35244 | 2532 | 673 | 8444 | 574 | 2569 | 3841 | 240 | 6785 | 3845 | 684 | 5056 |
| 1992 | 34285 | 2413 | 707 | 8642 | 415 | 2537 | 3725 | 219 | 6284 | 3993 | 604 | 4744 |
| 1993 | 31806 | 2235 | 647 | 7949 | 369 | 2223 | 3286 | 235 | 5964 | 3425 | 583 | 4890 |
| 1994 | 39632 | 2906 | 851 | 9611 | 439 | 2895 | 4120 | 311 | 7344 | 5095 | 746 | 5315 |
| 1993 10 | 2569 | 186 | 48 | 653 | 23 | 140 | 288 | 26 | 479 | 275 | 43 | 408 |
| 11 | 2838 | 227 | 61 | 719 | 32 | 225 | 294 | 25 | 500 | 292 | 58 | 406 |
| 12 | 2935 | 222 | 69 | 824 | 62 | 176 | 270 | 23 | 492 | 362 | 60 | 375 |
| 1994 01 | 2843 | 230 | 53 | 620 | 17 | 196 | 352 | 23 | 538 | 344 | 60 | 410 |
| 02 | 2962 | 221 | 67 | 704 | 30 | 221 | 302 | 23 | 574 | 389 | 55 | 375 |
| 03 | 3592 | 249 | 74 | 861 | 37 | 196 | 375 | 24 | 641 | 629 | 63 | 442 |
| 04 | 3192 | 241 | 69 | 708 | 25 | 222 | 325 | 23 | 626 | 460 | 68 | 425 |
| 05 | 3499 | 263 | 88 | 828 | 43 | 256 | 391 | 25 | 675 | 402 | 64 | 463 |
| 06 | 3503 | 278 | 75 | 801 | 39 | 264 | 355 | 30 | 680 | 437 | 64 | 478 |
| 07 | 3259 | 199 | 48 | 815 | 31 | 253 | 316 | 25 | 631 | 464 | 58 | 421 |
| 08 | 2777 | 231 | 64 | 750 | 35 | 206 | 276 | 24 | 365 | 378 | 41 | 409 |
| 09 | 3274 | 232 | 72 | 784 | 37 | 252 | 353 | 25 | 657 | 369 | 64 | 429 |
| 10 | 3465 | 248 | 73 | 788 | 54 | 265 | 328 | 34 | 669 | 443 | 69 | 493 |
| 11 | 3686 | 271 | 86 | 906 | 43 | 322 | 382 | 30 | 666 | 408 | 75 | 496 |
| 12 | 3579 | 242 | 81 | 1045 | 48 | 240 | 365 | 26 | 623 | 371 | 64 | 473 |

EINFUHR EXTRA-EG

IMPORTS EXTRA-EC

IMPORTATIONS EXTRA-CE

| | EUR | UEBL | DK | D(*) | GR | E | F | IRL | I | NL | P | UK | |
|-------------|---|------|------|-------|------|-----------------------------|-------|-----|---|------|------|------|--|
| 0932 | Brennstoffe SITC 3 | | | | | Fuels SITC 3 | | | Produits énergétiques CTCI 3 | | | | |
| | <i>Mio ECU</i> | | | | | | | | | | | | |
| 1990 | 76883 | 2864 | 1466 | 18017 | 1578 | 6713 | 13875 | 363 | 12666 | 9285 | 1475 | 8581 | |
| 1991 | 70043 | 2134 | 1292 | 16793 | 1667 | 6508 | 12569 | 398 | 11189 | 8511 | 1417 | 7564 | |
| 1992 | 66755 | 3150 | 1022 | 16384 | 1892 | 6188 | 11260 | 383 | 10505 | 7202 | 1373 | 7397 | |
| 1993 | 63270 | 2466 | 1371 | 14089 | 1668 | 6118 | 10891 | 377 | 10131 | 8625 | 1646 | 5887 | |
| 1993 10 | 5656 | 334 | 77 | 1424 | 290 | 590 | 870 | 28 | 786 | 588 | 98 | 573 | |
| 11 | 5626 | 393 | 65 | 1430 | 183 | 381 | 947 | 43 | 865 | 579 | 119 | 621 | |
| 12 | 5697 | 384 | 84 | 1506 | 199 | 567 | 839 | 33 | 842 | 554 | 124 | 565 | |
| 1994 01 | 5153 | 168 | 91 | 1166 | 74 | 451 | 982 | 28 | 783 | 715 | 120 | 574 | |
| 02 | 4922 | 145 | 110 | 952 | 239 | 566 | 888 | 38 | 708 | 658 | 147 | 470 | |
| 03 | 5188 | 305 | 117 | 1160 | 125 | 584 | 834 | 32 | 793 | 670 | 118 | 450 | |
| 04 | 5143 | 225 | 101 | 1130 | 137 | 561 | 861 | 27 | 876 | 602 | 145 | 479 | |
| 05 | 5331 | 172 | 142 | 1138 | 86 | 499 | 1037 | 29 | 860 | 734 | 137 | 497 | |
| 06 | 5528 | 281 | 128 | 1281 | 138 | 496 | 897 | 33 | 796 | 844 | 145 | 489 | |
| 07 | 5408 | 154 | 105 | 1299 | 39 | 437 | 940 | 37 | 825 | 872 | 148 | 553 | |
| 08 | 5624 | 195 | 140 | 1179 | 181 | 580 | 947 | 29 | 980 | 808 | 133 | 452 | |
| 09 | 4921 | 228 | 128 | 1158 | 107 | 431 | 790 | 26 | 804 | 721 | 91 | 437 | |
| 10 | 5413 | 201 | 99 | 1154 | 345 | 501 | 923 | 29 | 837 | 669 | 142 | 512 | |
| 11 | 5298 | 228 | 96 | 1224 | 77 | 498 | 917 | 40 | 895 | 661 | 170 | 492 | |
| 12 | 5342 | 164 | 114 | 1249 | 120 | 516 | 874 | 29 | 974 | 670 | 150 | 481 | |
| 0933 | Chemische Erzeugnisse SITC 5 | | | | | Chemicals SITC 5 | | | Produits chimiques CTCI 5 | | | | |
| | <i>Mio ECU</i> | | | | | | | | | | | | |
| 1991 | 35057 | 3146 | 901 | 8850 | 435 | 2054 | 4926 | 519 | 4554 | 3459 | 339 | 5875 | |
| 1992 | 36076 | 3402 | 930 | 9077 | 472 | 2108 | 4957 | 511 | 4720 | 3650 | 362 | 5888 | |
| 1993 | 35204 | 3252 | 1055 | 8868 | 543 | 1682 | 5284 | 688 | 4767 | 3307 | 369 | 5388 | |
| 1994 | 40322 | 3529 | 1088 | 10142 | 562 | 2110 | 6278 | 784 | 5231 | 4398 | 402 | 5799 | |
| 1993 10 | 3026 | 294 | 96 | 766 | 35 | 139 | 433 | 67 | 407 | 272 | 33 | 484 | |
| 11 | 3091 | 278 | 91 | 760 | 50 | 153 | 464 | 60 | 412 | 293 | 35 | 494 | |
| 12 | 2975 | 290 | 86 | 787 | 75 | 145 | 437 | 62 | 378 | 252 | 32 | 432 | |
| 1994 01 | 3296 | 284 | 77 | 800 | 40 | 162 | 552 | 82 | 456 | 337 | 31 | 475 | |
| 02 | 3100 | 241 | 87 | 755 | 45 | 159 | 496 | 61 | 483 | 291 | 37 | 443 | |
| 03 | 3769 | 344 | 105 | 963 | 51 | 197 | 561 | 76 | 519 | 392 | 39 | 522 | |
| 04 | 3254 | 310 | 86 | 780 | 50 | 176 | 499 | 62 | 435 | 365 | 36 | 455 | |
| 05 | 3414 | 293 | 92 | 904 | 50 | 188 | 497 | 58 | 453 | 344 | 35 | 502 | |
| 06 | 3336 | 307 | 98 | 806 | 53 | 190 | 508 | 68 | 418 | 370 | 37 | 480 | |
| 07 | 3155 | 262 | 73 | 806 | 47 | 175 | 454 | 55 | 397 | 365 | 32 | 489 | |
| 08 | 2869 | 264 | 83 | 814 | 24 | 123 | 428 | 65 | 243 | 360 | 25 | 441 | |
| 09 | 3476 | 315 | 99 | 882 | 46 | 182 | 564 | 65 | 442 | 372 | 34 | 474 | |
| 10 | 3475 | 322 | 96 | 800 | 52 | 189 | 540 | 76 | 435 | 439 | 32 | 494 | |
| 11 | 3656 | 285 | 98 | 903 | 49 | 203 | 605 | 60 | 499 | 373 | 38 | 541 | |
| 12 | 3521 | 303 | 92 | 930 | 55 | 165 | 573 | 55 | 449 | 391 | 27 | 480 | |

EINFUHR EXTRA-EG

IMPORTS EXTRA-EC

IMPORTATIONS EXTRA-CE

| | EUR | UEBL | DK | D(*) | GR | E | F | IRL | I | NL | P | UK |
|-------------|---|-------|------|-------|---|------|-------|------|---|-------|------|-------|
| 0934 | Bearbeitete Waren SITC 6 | | | | Manufactured goods SITC 6 | | | | Articles manufacturés CTCI 6 | | | |
| | <i>Mio ECU</i> | | | | | | | | | | | |
| 1991 | 73812 | 7811 | 2274 | 22511 | 1066 | 2916 | 7466 | 558 | 8979 | 5054 | 750 | 14429 |
| 1992 | 73001 | 7718 | 2277 | 22693 | 957 | 2939 | 7162 | 518 | 8885 | 5295 | 759 | 13796 |
| 1993 | 71341 | 8502 | 2100 | 22187 | 883 | 2272 | 6777 | 477 | 7899 | 5083 | 660 | 14503 |
| 1994 | 84446 | 10140 | 2521 | 25700 | 1065 | 2865 | 7616 | 546 | 10186 | 7065 | 721 | 16019 |
| 1993 10 | 6009 | 745 | 183 | 1962 | 61 | 187 | 576 | 41 | 663 | 423 | 52 | 1115 |
| 11 | 6378 | 832 | 202 | 2062 | 91 | 201 | 589 | 44 | 688 | 433 | 55 | 1179 |
| 12 | 5791 | 737 | 181 | 1881 | 99 | 178 | 544 | 32 | 585 | 371 | 49 | 1134 |
| 1994 01 | 6545 | 776 | 171 | 1746 | 61 | 203 | 613 | 51 | 740 | 537 | 55 | 1594 |
| 02 | 6477 | 760 | 196 | 1941 | 72 | 214 | 590 | 38 | 754 | 488 | 51 | 1373 |
| 03 | 7281 | 909 | 213 | 2225 | 66 | 243 | 694 | 43 | 869 | 591 | 63 | 1364 |
| 04 | 6764 | 888 | 178 | 1980 | 75 | 238 | 645 | 44 | 818 | 547 | 63 | 1289 |
| 05 | 7323 | 862 | 212 | 2159 | 84 | 254 | 665 | 46 | 954 | 569 | 69 | 1449 |
| 06 | 7176 | 866 | 230 | 2136 | 99 | 250 | 693 | 45 | 948 | 606 | 56 | 1247 |
| 07 | 6615 | 779 | 162 | 2015 | 81 | 231 | 614 | 44 | 872 | 538 | 66 | 1211 |
| 08 | 6232 | 777 | 195 | 2160 | 91 | 180 | 442 | 41 | 470 | 529 | 46 | 1300 |
| 09 | 7459 | 838 | 238 | 2208 | 91 | 276 | 662 | 47 | 1040 | 742 | 66 | 1250 |
| 10 | 7363 | 879 | 243 | 2173 | 130 | 266 | 680 | 51 | 937 | 674 | 61 | 1270 |
| 11 | 7957 | 912 | 243 | 2478 | 106 | 272 | 681 | 51 | 963 | 701 | 69 | 1481 |
| 12 | 7255 | 892 | 239 | 2481 | 110 | 239 | 638 | 44 | 820 | 544 | 56 | 1191 |
| 0935 | Maschinen und Fahrzeuge SITC 7 | | | | Machinery and transport equipment SITC 7 | | | | Machines et matériel de transport CTCI 7 | | | |
| | <i>Mio ECU</i> | | | | | | | | | | | |
| 1991 | 153573 | 9043 | 3301 | 47784 | 2249 | 7901 | 23850 | 2595 | 12247 | 14258 | 1426 | 28920 |
| 1992 | 152262 | 8486 | 3007 | 47580 | 2197 | 7749 | 23460 | 2050 | 12304 | 14621 | 1579 | 29230 |
| 1993 | 152649 | 8384 | 3005 | 47314 | 2843 | 5898 | 22934 | 3375 | 10967 | 13303 | 1451 | 33175 |
| 1994 | 168992 | 8700 | 3605 | 51518 | 1738 | 6617 | 24843 | 4277 | 11765 | 16904 | 1621 | 37405 |
| 1993 10 | 13270 | 708 | 252 | 4269 | 212 | 440 | 2065 | 343 | 899 | 1093 | 135 | 2852 |
| 11 | 13724 | 722 | 243 | 4234 | 214 | 546 | 2124 | 301 | 920 | 1135 | 108 | 3177 |
| 12 | 13705 | 962 | 289 | 4272 | 289 | 423 | 1927 | 276 | 924 | 1268 | 107 | 2966 |
| 1994 01 | 12854 | 694 | 277 | 3747 | 146 | 396 | 2105 | 319 | 809 | 1464 | 107 | 2790 |
| 02 | 12790 | 654 | 227 | 3818 | 151 | 429 | 1896 | 412 | 916 | 1132 | 107 | 3050 |
| 03 | 16045 | 872 | 391 | 4899 | 161 | 554 | 2460 | 369 | 990 | 1550 | 142 | 3658 |
| 04 | 14130 | 738 | 350 | 4136 | 168 | 613 | 1811 | 368 | 1057 | 1490 | 110 | 3288 |
| 05 | 14142 | 666 | 255 | 4368 | 142 | 635 | 1974 | 337 | 1111 | 1315 | 225 | 3113 |
| 06 | 14320 | 771 | 258 | 4227 | 126 | 642 | 2164 | 298 | 987 | 1571 | 121 | 3156 |
| 07 | 13071 | 594 | 205 | 4079 | 145 | 501 | 1986 | 291 | 961 | 1157 | 120 | 3032 |
| 08 | 12020 | 626 | 244 | 3870 | 97 | 382 | 1646 | 308 | 621 | 1178 | 106 | 2941 |
| 09 | 14204 | 781 | 374 | 4125 | 104 | 688 | 2061 | 340 | 1149 | 1593 | 121 | 2868 |
| 10 | 14399 | 740 | 299 | 4460 | 123 | 573 | 2165 | 411 | 1008 | 1328 | 147 | 3145 |
| 11 | 15200 | 782 | 369 | 4637 | 164 | 617 | 2266 | 416 | 1084 | 1577 | 173 | 3115 |
| 12 | 15817 | 781 | 356 | 5153 | 212 | 587 | 2309 | 407 | 1073 | 1549 | 141 | 3249 |

EINFUHR EXTRA-EG

IMPORTS EXTRA-EC

IMPORTATIONS EXTRA-CE

| | EUR | UEBL | DK | D(*) | GR | E | F | IRL | I | NL | P | UK |
|-------------|--|------|------|-------|---|------|-------|-----|--|------|-----|-------|
| 0936 | Verschiedene bearbeitete Waren SITC 8 | | | | Other manufactured articles SITC 8 | | | | Articles manufacturés divers CTIC 8 | | | |
| | <i>Mio ECU</i> | | | | | | | | | | | |
| 1991 | 74449 | 2614 | 1855 | 27840 | 483 | 3128 | 10856 | 497 | 6403 | 5781 | 364 | 14629 |
| 1992 | 77537 | 2854 | 1870 | 28125 | 550 | 3677 | 11300 | 600 | 7025 | 6132 | 430 | 14974 |
| 1993 | 81595 | 3209 | 1907 | 30766 | 587 | 2965 | 11594 | 797 | 6551 | 6445 | 478 | 16294 |
| 1994 | 86013 | 3490 | 2121 | 31944 | 555 | 2623 | 11960 | 902 | 7067 | 7410 | 436 | 17505 |
| 1993 10 | 7145 | 273 | 168 | 2785 | 50 | 219 | 900 | 74 | 526 | 530 | 41 | 1579 |
| 11 | 7104 | 265 | 166 | 2707 | 57 | 209 | 954 | 64 | 518 | 531 | 42 | 1590 |
| 12 | 6784 | 262 | 156 | 2655 | 57 | 468 | 940 | 55 | 446 | 466 | 36 | 1243 |
| 1994 01 | 7208 | 315 | 181 | 2562 | 37 | 179 | 1081 | 116 | 602 | 713 | 30 | 1392 |
| 02 | 7382 | 301 | 183 | 2882 | 46 | 204 | 996 | 95 | 603 | 733 | 33 | 1308 |
| 03 | 8051 | 326 | 194 | 3067 | 53 | 243 | 1071 | 78 | 671 | 766 | 40 | 1542 |
| 04 | 6152 | 252 | 153 | 2153 | 51 | 199 | 851 | 71 | 527 | 554 | 39 | 1301 |
| 05 | 6547 | 244 | 159 | 2353 | 45 | 210 | 927 | 60 | 573 | 546 | 43 | 1387 |
| 06 | 6844 | 301 | 167 | 2430 | 43 | 204 | 1044 | 56 | 577 | 574 | 33 | 1416 |
| 07 | 7030 | 276 | 148 | 2636 | 35 | 213 | 1058 | 69 | 608 | 572 | 36 | 1379 |
| 08 | 7356 | 290 | 195 | 2948 | 40 | 230 | 1030 | 81 | 462 | 678 | 32 | 1369 |
| 09 | 7784 | 340 | 206 | 2901 | 49 | 266 | 1013 | 79 | 710 | 679 | 40 | 1501 |
| 10 | 7107 | 252 | 182 | 2491 | 50 | 230 | 937 | 72 | 616 | 574 | 40 | 1663 |
| 11 | 7420 | 300 | 182 | 2695 | 56 | 256 | 976 | 67 | 594 | 540 | 39 | 1716 |
| 12 | 7131 | 293 | 171 | 2827 | 50 | 187 | 975 | 59 | 524 | 481 | 33 | 1530 |

AUSFUHR EXTRA-EG
EXPORTS EXTRA-EC
EXPORTATIONS EXTRA-CE

| | EUR | UEBL | DK | D(*) | GR | E | F | IRL | I | NL | P | UK |
|-------------|--|------|------|------|---|------|------|------|--|------|-----|------|
| 0939 | Nahrungs- und Genussmittel SITC 0+1 | | | | Food, drink and tobacco SITC 0+1 | | | | Produits alimentaires, etc CTCI 0+1 | | | |
| | <i>Mio ECU</i> | | | | | | | | | | | |
| 1991 | 31686 | 1323 | 2836 | 5073 | 597 | 2277 | 7044 | 950 | 2784 | 4154 | 296 | 4351 |
| 1992 | 34080 | 1451 | 2877 | 5392 | 729 | 2441 | 7625 | 1120 | 3110 | 4457 | 330 | 4548 |
| 1993 | 36646 | 1472 | 3045 | 5792 | 776 | 2681 | 8132 | 1258 | 3205 | 5149 | 265 | 4870 |
| 1994 | 38609 | 2047 | 3361 | 6407 | 898 | 3095 | 8155 | 1464 | 3467 | 5103 | 288 | 4323 |
| 1993 10 | 3397 | 138 | 294 | 550 | 56 | 243 | 743 | 114 | 291 | 454 | 25 | 490 |
| 11 | 3483 | 132 | 299 | 577 | 79 | 296 | 695 | 107 | 291 | 490 | 38 | 480 |
| 12 | 3700 | 143 | 276 | 690 | 97 | 250 | 760 | 124 | 277 | 530 | 31 | 521 |
| 1994 01 | 2736 | 120 | 233 | 546 | 56 | 195 | 554 | 118 | 215 | 364 | 27 | 307 |
| 02 | 3039 | 138 | 256 | 527 | 77 | 229 | 627 | 106 | 250 | 416 | 20 | 393 |
| 03 | 3491 | 164 | 297 | 489 | 69 | 345 | 786 | 124 | 292 | 485 | 27 | 413 |
| 04 | 3012 | 135 | 261 | 504 | 53 | 240 | 656 | 129 | 264 | 390 | 19 | 362 |
| 05 | 3174 | 178 | 292 | 537 | 44 | 247 | 644 | 134 | 315 | 448 | 19 | 315 |
| 06 | 3421 | 187 | 310 | 597 | 68 | 266 | 739 | 117 | 295 | 474 | 17 | 351 |
| 07 | 2815 | 151 | 232 | 427 | 73 | 255 | 577 | 116 | 283 | 360 | 20 | 321 |
| 08 | 2967 | 167 | 283 | 562 | 48 | 225 | 605 | 107 | 239 | 398 | 19 | 314 |
| 09 | 3347 | 193 | 325 | 497 | 80 | 250 | 714 | 123 | 355 | 411 | 26 | 375 |
| 10 | 3562 | 189 | 302 | 591 | 128 | 270 | 781 | 128 | 331 | 429 | 26 | 386 |
| 11 | 3633 | 211 | 273 | 564 | 77 | 322 | 757 | 137 | 311 | 495 | 40 | 446 |
| 12 | 3413 | 215 | 297 | 566 | 127 | 251 | 715 | 126 | 318 | 434 | 27 | 338 |
| 0940 | Rohstoffe SITC 2+4 | | | | Raw materials SITC 2+4 | | | | Matières premières CTCI 2+4 | | | |
| | <i>Mio ECU</i> | | | | | | | | | | | |
| 1991 | 9780 | 668 | 580 | 2447 | 191 | 670 | 963 | 147 | 863 | 1747 | 340 | 1164 |
| 1992 | 9936 | 686 | 607 | 2422 | 168 | 686 | 963 | 144 | 945 | 1832 | 329 | 1153 |
| 1993 | 10679 | 750 | 556 | 2553 | 267 | 637 | 1010 | 155 | 931 | 2125 | 278 | 1416 |
| 1994 | 11896 | 820 | 738 | 3000 | 278 | 728 | 1157 | 186 | 1056 | 2289 | 312 | 1331 |
| 1993 10 | 952 | 69 | 41 | 225 | 19 | 54 | 86 | 16 | 88 | 194 | 24 | 136 |
| 11 | 936 | 72 | 45 | 217 | 23 | 56 | 86 | 11 | 81 | 185 | 25 | 136 |
| 12 | 1045 | 75 | 54 | 259 | 35 | 65 | 86 | 9 | 84 | 210 | 29 | 140 |
| 1994 01 | 842 | 54 | 53 | 224 | 18 | 47 | 84 | 21 | 70 | 153 | 20 | 98 |
| 02 | 908 | 63 | 60 | 212 | 22 | 51 | 91 | 16 | 79 | 185 | 25 | 105 |
| 03 | 1077 | 74 | 73 | 235 | 19 | 77 | 115 | 15 | 97 | 230 | 23 | 116 |
| 04 | 921 | 75 | 59 | 246 | 16 | 54 | 91 | 15 | 86 | 147 | 23 | 108 |
| 05 | 1016 | 60 | 81 | 274 | 17 | 54 | 93 | 15 | 98 | 191 | 30 | 103 |
| 06 | 966 | 72 | 71 | 245 | 14 | 57 | 92 | 16 | 87 | 171 | 20 | 120 |
| 07 | 861 | 55 | 40 | 224 | 15 | 66 | 92 | 11 | 85 | 153 | 29 | 92 |
| 08 | 953 | 61 | 52 | 256 | 10 | 55 | 79 | 20 | 65 | 218 | 26 | 111 |
| 09 | 1023 | 76 | 55 | 253 | 14 | 61 | 100 | 8 | 82 | 221 | 29 | 123 |
| 10 | 1111 | 70 | 66 | 285 | 37 | 64 | 107 | 14 | 103 | 216 | 37 | 112 |
| 11 | 1081 | 77 | 63 | 256 | 41 | 77 | 103 | 16 | 89 | 211 | 23 | 125 |
| 12 | 1137 | 82 | 65 | 288 | 55 | 63 | 111 | 19 | 114 | 193 | 27 | 118 |

AUSFUHR EXTRA-EG

EXPORTS EXTRA-EC

EXPORTATIONS EXTRA-CE

| | EUR | UEBL | DK | D(*) | GR | E | F | IRL | I | NL | P | UK |
|-------------|---|------|------|-------|-----------------------------|------|-------|------|---|------|-----|-------|
| 0941 | Brennstoffe SITC 3 | | | | Fuels SITC 3 | | | | Produits énergétiques CTCI 3 | | | |
| | <i>Mio ECU</i> | | | | | | | | | | | |
| 1991 | 15146 | 1262 | 602 | 2501 | 471 | 855 | 1558 | 7 | 1953 | 1477 | 160 | 4299 |
| 1992 | 14546 | 1267 | 576 | 2469 | 299 | 723 | 1544 | 4 | 1863 | 1303 | 182 | 4315 |
| 1993 | 17096 | 1008 | 642 | 2383 | 512 | 1011 | 1864 | 14 | 2473 | 1528 | 171 | 5491 |
| 1994 | 13832 | 1080 | 633 | 2136 | 715 | 828 | 1764 | 14 | 2144 | 1623 | 279 | 2616 |
| 1993 10 | 1658 | 73 | 41 | 213 | 70 | 94 | 193 | 0 | 259 | 171 | 13 | 531 |
| 11 | 1384 | 70 | 62 | 211 | 54 | 87 | 170 | 6 | 157 | 134 | 22 | 412 |
| 12 | 1510 | 130 | 62 | 244 | 50 | 78 | 160 | 0 | 216 | 95 | 34 | 441 |
| 1994 01 | 1131 | 59 | 55 | 165 | 62 | 65 | 149 | 0 | 150 | 146 | 26 | 255 |
| 02 | 1254 | 132 | 58 | 184 | 24 | 65 | 133 | 6 | 133 | 148 | 22 | 348 |
| 03 | 1307 | 99 | 57 | 162 | 19 | 86 | 199 | 5 | 156 | 154 | 28 | 343 |
| 04 | 1432 | 66 | 58 | 193 | 61 | 69 | 216 | 0 | 192 | 128 | 15 | 433 |
| 05 | 1327 | 97 | 40 | 150 | 67 | 76 | 153 | 0 | 178 | 130 | 16 | 420 |
| 06 | 1516 | 134 | 49 | 198 | 47 | 59 | 136 | 0 | 219 | 120 | 18 | 536 |
| 07 | 984 | 79 | 54 | 168 | 67 | 53 | 124 | 0 | 199 | 155 | 33 | 51 |
| 08 | 1040 | 125 | 58 | 176 | 24 | 84 | 126 | 2 | 210 | 154 | 28 | 55 |
| 09 | 915 | 73 | 40 | 197 | 27 | 70 | 96 | 0 | 221 | 124 | 28 | 40 |
| 10 | 872 | 69 | 58 | 143 | 92 | 66 | 119 | 0 | 151 | 121 | 23 | 29 |
| 11 | 963 | 87 | 52 | 176 | 93 | 71 | 136 | 0 | 139 | 121 | 29 | 59 |
| 12 | 1090 | 59 | 55 | 224 | 133 | 64 | 177 | 0 | 197 | 122 | 12 | 48 |
| 0942 | Chemische Erzeugnisse SITC 5 | | | | Chemicals SITC 5 | | | | Produits chimiques CTCI 5 | | | |
| | <i>Mio ECU</i> | | | | | | | | | | | |
| 1991 | 58524 | 4202 | 1801 | 21590 | 165 | 2063 | 8903 | 1248 | 4037 | 4775 | 178 | 9562 |
| 1992 | 61787 | 4532 | 1923 | 21948 | 162 | 2125 | 9379 | 1535 | 4349 | 5488 | 181 | 10165 |
| 1993 | 67995 | 5345 | 2080 | 23264 | 207 | 2326 | 10599 | 1965 | 5084 | 5909 | 171 | 11046 |
| 1994 | 71466 | 5386 | 1915 | 24059 | 203 | 2541 | 11880 | 2260 | 5569 | 6528 | 182 | 10942 |
| 1993 10 | 5937 | 486 | 185 | 1986 | 22 | 207 | 932 | 180 | 426 | 495 | 14 | 1004 |
| 11 | 5838 | 457 | 165 | 1953 | 20 | 228 | 832 | 241 | 443 | 545 | 14 | 940 |
| 12 | 6237 | 467 | 166 | 2112 | 23 | 204 | 984 | 181 | 548 | 543 | 14 | 994 |
| 1994 01 | 5191 | 422 | 133 | 1846 | 16 | 153 | 848 | 140 | 359 | 438 | 13 | 821 |
| 02 | 5620 | 440 | 135 | 1856 | 17 | 214 | 914 | 221 | 460 | 470 | 12 | 882 |
| 03 | 6325 | 471 | 173 | 2039 | 13 | 246 | 1077 | 199 | 511 | 588 | 17 | 990 |
| 04 | 5714 | 410 | 142 | 1902 | 14 | 194 | 940 | 170 | 493 | 494 | 12 | 942 |
| 05 | 6062 | 427 | 169 | 2067 | 17 | 208 | 967 | 271 | 472 | 579 | 17 | 869 |
| 06 | 6324 | 474 | 189 | 2033 | 16 | 270 | 1047 | 232 | 487 | 586 | 15 | 976 |
| 07 | 5676 | 394 | 161 | 1844 | 18 | 233 | 947 | 188 | 464 | 491 | 18 | 918 |
| 08 | 5930 | 473 | 172 | 2128 | 12 | 156 | 917 | 176 | 369 | 590 | 19 | 920 |
| 09 | 6093 | 481 | 164 | 2035 | 21 | 226 | 1049 | 178 | 455 | 562 | 15 | 908 |
| 10 | 6217 | 445 | 157 | 2115 | 22 | 236 | 1020 | 163 | 458 | 697 | 14 | 889 |
| 11 | 6059 | 457 | 166 | 2070 | 19 | 208 | 974 | 174 | 488 | 528 | 13 | 963 |
| 12 | 6254 | 491 | 153 | 2125 | 20 | 197 | 1181 | 149 | 552 | 506 | 17 | 865 |

AUSFUHR EXTRA-EG
EXPORTS EXTRA-EC
EXPORTATIONS EXTRA-CE

| | EUR | UEBL | DK | D(*) | GR | E | F | IRL | I | NL | P | UK |
|-------------|---|-------|------|-------|---|------|-------|------|---|-------|-----|-------|
| 0943 | Bearbeitete Waren SITC 6 | | | | Manufactured goods SITC 6 | | | | Articles manufacturés CTCI 6 | | | |
| | <i>Mio ECU</i> | | | | | | | | | | | |
| 1991 | 73158 | 9027 | 1508 | 23791 | 543 | 3910 | 9225 | 251 | 11226 | 3293 | 821 | 9564 |
| 1992 | 72436 | 8726 | 1464 | 23707 | 605 | 3981 | 9264 | 279 | 11513 | 3305 | 855 | 8737 |
| 1993 | 80844 | 10736 | 1306 | 24938 | 664 | 4798 | 9868 | 352 | 13527 | 3641 | 847 | 10166 |
| 1994 | 88773 | 11616 | 1375 | 27699 | 734 | 5112 | 10644 | 386 | 15150 | 4110 | 965 | 10982 |
| 1993 10 | 7323 | 923 | 120 | 2309 | 56 | 434 | 883 | 32 | 1217 | 352 | 75 | 922 |
| 11 | 7315 | 1023 | 124 | 2248 | 66 | 455 | 853 | 34 | 1190 | 329 | 75 | 918 |
| 12 | 7695 | 1036 | 103 | 2454 | 71 | 443 | 937 | 35 | 1307 | 323 | 78 | 908 |
| 1994 01 | 6097 | 932 | 93 | 1885 | 39 | 319 | 778 | 27 | 935 | 296 | 64 | 730 |
| 02 | 6844 | 982 | 99 | 1940 | 50 | 457 | 846 | 30 | 1193 | 274 | 63 | 910 |
| 03 | 7711 | 1066 | 112 | 2113 | 50 | 531 | 942 | 30 | 1375 | 363 | 90 | 1039 |
| 04 | 7134 | 994 | 108 | 2033 | 40 | 401 | 877 | 33 | 1339 | 319 | 76 | 914 |
| 05 | 7932 | 972 | 119 | 2652 | 73 | 450 | 931 | 30 | 1399 | 371 | 81 | 852 |
| 06 | 8288 | 1056 | 135 | 2640 | 72 | 475 | 994 | 30 | 1440 | 369 | 80 | 999 |
| 07 | 7211 | 1056 | 88 | 1952 | 53 | 421 | 900 | 39 | 1318 | 338 | 106 | 939 |
| 08 | 6432 | 557 | 119 | 2456 | 46 | 360 | 657 | 23 | 1000 | 334 | 64 | 815 |
| 09 | 7033 | 939 | 129 | 2106 | 52 | 401 | 874 | 38 | 1137 | 359 | 80 | 920 |
| 10 | 7977 | 1054 | 128 | 2605 | 127 | 461 | 959 | 37 | 1310 | 375 | 85 | 836 |
| 11 | 8143 | 1039 | 134 | 2684 | 53 | 459 | 918 | 36 | 1316 | 351 | 90 | 1063 |
| 12 | 7974 | 971 | 110 | 2633 | 78 | 377 | 969 | 35 | 1389 | 361 | 86 | 965 |
| 0944 | Maschinen und Fahrzeuge SITC 7 | | | | Machinery and transport equipment SITC 7 | | | | Machines et matériel de transport CTCI 7 | | | |
| | <i>Mio ECU</i> | | | | | | | | | | | |
| 1991 | 183524 | 5329 | 3908 | 75669 | 151 | 4568 | 31254 | 1517 | 21565 | 8846 | 412 | 30306 |
| 1992 | 189504 | 5512 | 4360 | 77818 | 184 | 5267 | 33574 | 1631 | 22240 | 9690 | 566 | 28661 |
| 1993 | 211999 | 7022 | 4320 | 84683 | 254 | 6612 | 35535 | 2619 | 26451 | 11785 | 559 | 32158 |
| 1994 | 232918 | 8733 | 5028 | 95212 | 294 | 7485 | 38913 | 2938 | 28902 | 10401 | 639 | 34373 |
| 1993 10 | 19222 | 706 | 406 | 7695 | 20 | 574 | 3004 | 283 | 2383 | 1196 | 40 | 2916 |
| 11 | 19627 | 739 | 392 | 7641 | 21 | 722 | 3137 | 248 | 2439 | 1173 | 42 | 3073 |
| 12 | 22458 | 755 | 476 | 9078 | 30 | 628 | 3762 | 249 | 2921 | 1224 | 52 | 3283 |
| 1994 01 | 16225 | 789 | 343 | 6493 | 13 | 447 | 2744 | 212 | 1803 | 792 | 38 | 2551 |
| 02 | 16719 | 670 | 342 | 6684 | 22 | 648 | 2613 | 171 | 2248 | 806 | 41 | 2475 |
| 03 | 20459 | 802 | 369 | 8144 | 19 | 703 | 3532 | 209 | 2577 | 934 | 51 | 3120 |
| 04 | 18527 | 708 | 412 | 7432 | 16 | 544 | 3010 | 237 | 2437 | 862 | 39 | 2831 |
| 05 | 19579 | 807 | 382 | 8206 | 23 | 652 | 2997 | 200 | 2579 | 874 | 52 | 2807 |
| 06 | 20448 | 736 | 367 | 8520 | 26 | 649 | 3508 | 243 | 2534 | 869 | 51 | 2945 |
| 07 | 19339 | 620 | 442 | 7525 | 25 | 655 | 3572 | 263 | 2595 | 805 | 50 | 2789 |
| 08 | 17318 | 549 | 405 | 7768 | 21 | 410 | 2476 | 209 | 1934 | 807 | 47 | 2692 |
| 09 | 19267 | 834 | 413 | 7856 | 25 | 571 | 3244 | 277 | 2308 | 868 | 50 | 2821 |
| 10 | 20010 | 698 | 422 | 7791 | 28 | 789 | 3727 | 266 | 2406 | 875 | 48 | 2960 |
| 11 | 21724 | 823 | 524 | 9203 | 25 | 726 | 3271 | 339 | 2459 | 923 | 121 | 3310 |
| 12 | 23304 | 699 | 610 | 9591 | 51 | 690 | 4219 | 313 | 3023 | 986 | 52 | 3071 |

AUSFUHR EXTRA-EG

EXPORTS EXTRA-EC

EXPORTATIONS EXTRA-CE

| | EUR | UEBL | DK | D(*) | GR | E | F | IRL | I | NL | P | UK |
|-------------|--|------|------|-------|---|------|------|-----|--|------|------|-------|
| 0945 | Verschiedene bearbeitete Waren SITC 8 | | | | Other manufactured articles SITC 8 | | | | Articles manufacturés divers CTCI 8 | | | |
| | <i>Mio ECU</i> | | | | | | | | | | | |
| 1991 | 58581 | 1358 | 2209 | 17764 | 387 | 2435 | 8052 | 564 | 12817 | 2393 | 1073 | 9529 |
| 1992 | 60849 | 1385 | 2286 | 18268 | 399 | 2571 | 8464 | 628 | 13311 | 2654 | 1108 | 9774 |
| 1993 | 64878 | 1544 | 2262 | 19254 | 437 | 2747 | 8705 | 905 | 14723 | 3011 | 966 | 10323 |
| 1994 | 71860 | 1784 | 2449 | 20644 | 448 | 3115 | 9650 | 988 | 17262 | 2990 | 1046 | 11484 |
| 1993 10 | 6130 | 142 | 217 | 1710 | 39 | 262 | 816 | 83 | 1467 | 270 | 86 | 1038 |
| 11 | 6036 | 149 | 205 | 1728 | 46 | 294 | 725 | 96 | 1361 | 280 | 98 | 1055 |
| 12 | 6292 | 148 | 197 | 1928 | 48 | 242 | 847 | 87 | 1370 | 349 | 80 | 996 |
| 1994 01 | 4887 | 129 | 184 | 1447 | 26 | 185 | 652 | 72 | 1095 | 193 | 77 | 825 |
| 02 | 5719 | 141 | 201 | 1550 | 40 | 256 | 761 | 71 | 1557 | 222 | 78 | 843 |
| 03 | 6363 | 176 | 223 | 1671 | 36 | 311 | 858 | 98 | 1571 | 278 | 96 | 1046 |
| 04 | 5625 | 143 | 189 | 1597 | 38 | 237 | 763 | 94 | 1393 | 233 | 71 | 866 |
| 05 | 5697 | 147 | 177 | 1740 | 31 | 242 | 708 | 82 | 1325 | 249 | 76 | 921 |
| 06 | 6217 | 157 | 197 | 1848 | 35 | 264 | 838 | 89 | 1440 | 280 | 84 | 984 |
| 07 | 5820 | 128 | 157 | 1536 | 37 | 296 | 857 | 97 | 1479 | 199 | 124 | 909 |
| 08 | 5780 | 135 | 210 | 1890 | 26 | 209 | 709 | 53 | 1304 | 254 | 80 | 910 |
| 09 | 6162 | 158 | 241 | 1733 | 40 | 258 | 861 | 71 | 1483 | 263 | 99 | 954 |
| 10 | 6711 | 157 | 224 | 1996 | 52 | 305 | 919 | 79 | 1648 | 252 | 90 | 987 |
| 11 | 6419 | 151 | 230 | 1721 | 42 | 290 | 831 | 104 | 1506 | 269 | 88 | 1188 |
| 12 | 6459 | 162 | 213 | 1915 | 45 | 261 | 892 | 78 | 1461 | 298 | 83 | 1051 |

VERBRAUCHERPREISE
CONSUMER PRICES
PRIX A LA CONSOMMATION

| | EUR | B | DK | D(*) | GR | E | F | IRL | I | L | NL | P | UK | USA | JAP |
|-------------|--|-------|-------|-------|--|-------|-------|-------|-------|-------|-------|---|-------|-------|-------|
| 1001 | Gesamtindex | | | | General Index | | | | | | | Indice général | | | |
| | <i>1985 = 100</i> | | | | | | | | | | | | | | |
| 1991 | 129.1 | 114.6 | 124.1 | 110.7 | 266.0 | 145.0 | 120.2 | 121.3 | 140.0 | 112.4 | 108.3 | 189.6 | 141.1 | 126.6 | 110.4 |
| 1992 | 134.5 | 117.4 | 126.7 | 115.1 | 308.1 | 153.5 | 123.0 | 125.1 | 147.3 | 115.9 | 111.7 | 206.7 | 146.4 | 130.5 | 112.3 |
| 1993 | 139.1 | 120.6 | 128.3 | 119.9 | 352.6 | 160.6 | 125.6 | 126.9 | 153.8 | 120.1 | 114.6 | 220.0 | 148.7 | 134.3 | 113.8 |
| 1994 | 143.5 | 123.5 | 130.9 | 123.5 | 391.1 | 168.1 | 127.8 | 129.8 | 160.0 | 122.7 | 117.8 | 231.5 | 152.4 | 137.8 | 114.6 |
| | <i>1985 = 100</i> | | | | | | | | | | | | | | |
| 1994 07 | 143.4 | 124.2 | 130.8 | 123.1 | 387.3 | 168.0 | 127.8 | 130.5 | 160.1 | 122.8 | 117.7 | 231.9 | 152.2 | 138.0 | 113.9 |
| 08 | 143.8 | 124.4 | 131.3 | 123.3 | 388.5 | 169.3 | 127.8 | 130.5 | 160.4 | 123.0 | 118.2 | 232.2 | 153.0 | 138.6 | 114.4 |
| 09 | 144.1 | 124.2 | 131.4 | 123.1 | 401.1 | 169.7 | 128.1 | 130.5 | 160.9 | 123.4 | 119.2 | 232.7 | 153.3 | 138.9 | 114.8 |
| 10 | 144.4 | 123.9 | 131.7 | 123.0 | 406.0 | 170.0 | 128.5 | 130.7 | 161.7 | 123.6 | 119.3 | 233.6 | 153.5 | 139.0 | 115.3 |
| 11 | 144.6 | 123.9 | 132.0 | 123.1 | 407.3 | 170.3 | 128.5 | 130.7 | 162.4 | 123.9 | 119.0 | 234.0 | 153.6 | 139.2 | 115.0 |
| 12 | 144.9 | 124.0 | 132.0 | 123.4 | 411.9 | 171.1 | 128.3 | 130.7 | 162.8 | 124.1 | 118.5 | 234.7 | 154.3 | 139.2 | 114.7 |
| 1995 01 | 145.5 | 124.5 | 132.1 | 123.7 | 410.2 | 172.9 | 128.7 | 131.8 | 163.4 | 124.5 | 118.8 | 237.5 | 154.3 | 139.8 | 114.7 |
| 02 | 146.4 | 124.8 | 132.7 | 124.3 | 408.5 | 173.7 | 129.2 | 131.8 | 164.8 | 124.7 | 119.4 | 239.2 | 155.3 | 140.3 | 114.2 |
| 03 | 147.1 | 124.7 | 133.1 | 124.3 | 420.2 | 174.8 | 129.5 | 131.8 | 165.8 | 124.8 | 120.0 | 240.4 | 155.9 | 140.8 | 114.1 |
| 04 | 147.9 | 124.9 | 133.5 | 124.6 | 425.2 | 175.7 | 129.6 | 133.1 | 166.6 | 124.8 | 120.2 | 241.3 | 157.5 | 141.3 | 114.6 |
| 05 | 148.4 | 124.9 | 134.0 | 124.7 | 428.1 | 175.7 | 129.9 | 133.1 | 167.5 | 125.0 | 120.0 | 241.1 | 158.1 | 141.5 | 114.9 |
| 06 | 148.9 | 125.0 | 133.8 | 125.1 | 431.9 | 176.0 | 129.9 | 133.1 | 168.7 | 125.1 | 119.8 | 240.4 | 158.4 | 141.8 | 114.8 |
| 07 | 149.0 | 125.7 | 133.2 | 125.4 | 421.8 | 176.0 | 129.6 | 133.8 | 169.0 | 125.2 | 119.8 | 240.4 | 157.6 | 141.8 | 114.0 |
| 08 | 149.5 | 126.0 | 133.4 | 125.2 | 422.1 | 176.4 | 130.2 | 133.8 | 169.4 | 125.1 | 120.0 | 241.6 | 158.5 | 142.2 | 114.2 |
| 09 | 150.1 | 125.7 | 134.2 | 125.1 | 434.8 | 177.2 | 130.7 | 133.8 | 169.9 | 125.3 | 121.0 | 242.1 | 159.2 | 142.5 | 114.9 |
| 1002 | Nahrungsmittel ohne Getränke und Gaststättenverzehr | | | | Food excluding drinks and meals out | | | | | | | Produits alimentaires sans repas et boissons à l'extérieur | | | |
| | <i>1985 = 100</i> | | | | | | | | | | | | | | |
| 1991 | 130.6 | 109.4 | 112.1 | 108.2 | 259.3 | 141.2 | 119.3 | 117.7 | 140.2 | 112.1 | 103.7 | 176.4 | 132.1 | 130.8 | |
| 1992 | 134.7 | 108.9 | 114.0 | 110.8 | 295.8 | 145.5 | 119.6 | 119.1 | 148.2 | 112.5 | 105.6 | 183.9 | 135.0 | 131.3 | |
| 1993 | 136.1 | 108.2 | 113.7 | 111.5 | 333.3 | 145.7 | 119.4 | 118.8 | 150.2 | 111.7 | 105.3 | 185.5 | 137.3 | 134.5 | |
| 1994 | 140.2 | 110.1 | 117.1 | 113.2 | 376.3 | 153.8 | 121.2 | 122.9 | 155.5 | 114.0 | 107.2 | 192.4 | 138.9 | 138.3 | |
| | <i>1985 = 100</i> | | | | | | | | | | | | | | |
| 1994 07 | 140.5 | 111.6 | 117.8 | 114.4 | 373.6 | 153.5 | 120.7 | 123.8 | 155.5 | 113.8 | 107.7 | 193.0 | 139.3 | 138.2 | |
| 08 | 140.4 | 112.0 | 118.4 | 113.4 | 374.1 | 155.1 | 119.8 | 123.8 | 155.7 | 114.8 | 107.5 | 193.1 | 139.7 | 138.9 | |
| 09 | 140.8 | 112.0 | 118.8 | 113.0 | 381.5 | 156.0 | 120.7 | 123.8 | 156.7 | 115.4 | 108.2 | 192.5 | 138.5 | 139.2 | |
| 10 | 141.2 | 111.4 | 118.9 | 112.8 | 388.4 | 155.8 | 121.9 | 123.0 | 157.8 | 115.8 | 108.6 | 192.2 | 138.3 | 139.0 | |
| 11 | 141.2 | 110.4 | 118.9 | 112.4 | 393.2 | 156.3 | 121.1 | 123.0 | 158.4 | 116.1 | 107.8 | 192.2 | 138.7 | 139.3 | |
| 12 | 141.8 | 110.5 | 118.9 | 112.7 | 403.0 | 158.0 | 120.4 | 123.0 | 159.4 | 116.3 | 107.6 | 193.9 | 139.7 | 141.4 | |
| 1995 01 | 143.2 | 111.9 | 119.3 | 113.9 | 409.2 | 159.2 | 121.9 | 125.7 | 160.4 | 116.7 | 107.9 | 197.9 | 141.2 | 142.2 | |
| 02 | 143.9 | 112.3 | 119.9 | 114.8 | 408.0 | 160.0 | 121.8 | 125.7 | 161.6 | 117.2 | 108.4 | 198.7 | 142.1 | 141.9 | |
| 03 | 144.5 | 111.7 | 120.4 | 114.8 | 408.0 | 161.6 | 122.1 | 125.7 | 162.5 | 117.1 | 108.9 | 200.1 | 143.1 | 141.9 | |
| 04 | 145.0 | 111.1 | 120.9 | 115.3 | 416.3 | 162.0 | 122.4 | 127.2 | 163.6 | 117.2 | 108.8 | 200.6 | 142.9 | 142.4 | |
| 05 | 145.7 | 111.6 | 121.2 | 116.2 | 411.5 | 161.0 | 123.1 | 127.2 | 164.9 | 117.3 | 108.4 | 198.3 | 145.4 | 142.3 | |
| 06 | 145.6 | 110.4 | 120.4 | 116.5 | 411.8 | 160.5 | 122.7 | 127.2 | 165.9 | 117.2 | 108.7 | 195.2 | 144.2 | 141.9 | |
| 07 | 144.9 | 112.1 | 120.9 | 115.7 | 399.9 | 160.1 | 122.0 | 126.3 | 165.9 | 117.1 | 107.5 | 194.5 | 143.1 | 142.1 | |
| 08 | | 113.5 | 120.9 | | 397.6 | 161.5 | 121.1 | 126.3 | | 116.9 | 106.4 | 197.2 | 146.0 | 142.4 | |
| 09 | | 112.3 | 121.2 | | 406.5 | 162.5 | 121.1 | 126.3 | | 116.9 | 106.4 | 196.8 | 146.4 | 142.9 | |

VERBRAUCHERPREISE
CONSUMER PRICES
PRIX A LA CONSOMMATION

| | EUR | B | DK | D(*) | GR | E | F | IRL | I | L | NL | P | UK | USA | JAP |
|-------------|----------------------------------|-------|-------|-------|----------------------------------|-------|-------|-------|-------|-------|-------|--------------------------------|-------|-------|-----|
| 1003 | Getränke (zu Hause) | | | | Drinks (home consumption) | | | | | | | Bolssons (à domicile) | | | |
| | Tabak | | | | tobacco | | | | | | | tabac | | | |
| | <i>1985 = 100</i> | | | | | | | | | | | | | | |
| 1991 | 138.0 | 123.9 | 118.8 | 110.9 | 327.3 | 159.9 | 124.5 | 123.2 | 151.6 | 121.6 | 108.8 | 227.6 | 144.0 | 145.2 | |
| 1992 | 148.4 | 130.4 | 120.7 | 116.6 | 404.1 | 175.1 | 131.7 | 130.5 | 161.3 | 126.4 | 116.1 | 248.4 | 156.3 | 152.5 | |
| 1993 | 156.9 | 134.4 | 117.9 | 121.1 | 478.1 | 190.4 | 140.6 | 133.6 | 167.8 | 130.7 | 123.1 | 265.2 | 165.7 | 156.3 | |
| 1994 | 163.7 | 138.3 | 119.2 | 122.4 | 564.5 | 203.4 | 149.6 | 140.3 | 172.6 | 130.2 | 124.3 | 293.9 | 173.0 | 156.1 | |
| | <i>1985 = 100</i> | | | | | | | | | | | | | | |
| 1994 07 | 164.0 | 139.2 | 119.4 | 122.5 | 572.2 | 203.0 | 149.3 | 140.5 | 172.9 | 130.2 | 124.4 | 296.7 | 173.4 | 156.5 | |
| 08 | 164.0 | 139.3 | 119.4 | 122.5 | 572.8 | 202.9 | 149.3 | 140.5 | 173.1 | 130.1 | 124.8 | 298.3 | 173.2 | 158.2 | |
| 09 | 164.1 | 139.2 | 119.4 | 122.6 | 573.0 | 203.2 | 149.2 | 140.5 | 173.4 | 129.8 | 124.9 | 298.6 | 173.5 | 158.1 | |
| 10 | 164.1 | 138.9 | 119.7 | 122.6 | 573.3 | 203.4 | 149.2 | 140.9 | 173.6 | 129.8 | 124.9 | 299.7 | 173.2 | 158.5 | |
| 11 | 164.3 | 138.3 | 120.2 | 122.6 | 575.2 | 203.7 | 152.4 | 140.9 | 173.9 | 130.0 | 124.7 | 301.3 | 172.2 | 158.6 | |
| 12 | 164.7 | 137.9 | 120.3 | 122.6 | 583.2 | 203.8 | 153.0 | 140.9 | 174.3 | 130.2 | 124.5 | 302.7 | 172.7 | 158.6 | |
| 1995 01 | 167.2 | 137.9 | 120.4 | 122.6 | 584.1 | 215.9 | 153.3 | 143.6 | 174.8 | 130.3 | 124.7 | 306.0 | 177.4 | 159.1 | |
| 02 | 168.4 | 138.0 | 120.4 | 123.4 | 595.0 | 217.7 | 153.5 | 143.6 | 176.0 | 130.6 | 124.8 | 306.8 | 179.5 | 159.5 | |
| 03 | 169.0 | 138.2 | 121.1 | 123.5 | 595.7 | 217.7 | 153.6 | 143.6 | 177.6 | 130.7 | 124.9 | 311.7 | 180.2 | 159.5 | |
| 04 | 169.6 | 139.5 | 121.3 | 123.6 | 603.7 | 218.2 | 153.7 | 145.3 | 179.1 | 131.1 | 124.8 | 316.4 | 180.9 | 159.9 | |
| 05 | 170.3 | 139.8 | 121.4 | 124.0 | 600.6 | 218.4 | 153.7 | 145.3 | 180.1 | 131.0 | 124.9 | 316.9 | 182.2 | 160.5 | |
| 06 | 170.5 | 139.9 | 121.4 | 124.1 | 601.3 | 218.8 | 153.9 | 145.3 | 181.6 | 131.0 | 125.0 | 317.5 | 182.2 | 160.8 | |
| 07 | 170.8 | 139.6 | 121.5 | 124.2 | 601.3 | 219.2 | 154.1 | 145.7 | 182.7 | 131.0 | 125.0 | 317.6 | 182.5 | 160.6 | |
| 08 | | 139.3 | 121.6 | | 603.2 | 219.4 | 158.4 | 145.7 | | 131.1 | 125.0 | 317.8 | 182.0 | 161.3 | |
| 09 | | 139.3 | 121.6 | | 696.7 | 219.5 | 158.7 | 145.7 | | 131.0 | 125.1 | 317.9 | 182.3 | 161.7 | |
| 1004 | Bekleidung, Schuhe | | | | Clothing, footwear | | | | | | | Habillement, chaussures | | | |
| | einschliesslich Reparatur | | | | including repairs | | | | | | | y compris réparations | | | |
| | <i>1985 = 100</i> | | | | | | | | | | | | | | |
| 1991 | 131.0 | 129.2 | 129.6 | 110.1 | 282.0 | 150.7 | 126.8 | 111.6 | 144.6 | 120.7 | 91.5 | 215.8 | 122.7 | 122.4 | |
| 1992 | 135.6 | 132.8 | 131.8 | 113.3 | 321.4 | 158.4 | 128.6 | 113.9 | 152.2 | 124.8 | 91.9 | 241.8 | 123.0 | 125.4 | |
| 1993 | 141.4 | 135.8 | 132.8 | 116.4 | 355.4 | 182.3 | 130.6 | 114.5 | 158.0 | 129.5 | 93.2 | 258.6 | 123.5 | 127.1 | |
| 1994 | 144.4 | 138.3 | 134.1 | 118.0 | 392.8 | 187.0 | 131.1 | 116.0 | 163.0 | 132.0 | 92.3 | 269.3 | 124.7 | 126.9 | |
| | <i>1985 = 100</i> | | | | | | | | | | | | | | |
| 1994 07 | 142.2 | 138.2 | 128.0 | 117.9 | 371.9 | 186.7 | 128.8 | 115.0 | 162.9 | 132.0 | 81.9 | 268.9 | 120.2 | 124.5 | |
| 08 | 143.3 | 138.2 | 132.5 | 118.0 | 372.1 | 186.7 | 130.2 | 115.0 | 162.9 | 132.0 | 86.7 | 269.1 | 122.8 | 124.7 | |
| 09 | 145.6 | 138.7 | 135.3 | 118.2 | 405.8 | 187.3 | 132.5 | 115.0 | 163.4 | 132.1 | 96.9 | 269.5 | 126.6 | 127.7 | |
| 10 | 146.3 | 139.1 | 136.6 | 118.3 | 426.3 | 188.5 | 132.5 | 117.1 | 164.8 | 132.6 | 97.7 | 271.0 | 126.4 | 128.6 | |
| 11 | 146.6 | 139.3 | 136.5 | 118.6 | 429.0 | 189.4 | 132.3 | 117.1 | 165.3 | 132.8 | 96.1 | 272.3 | 127.1 | 127.7 | |
| 12 | 146.4 | 139.4 | 135.6 | 118.6 | 429.0 | 189.7 | 132.0 | 117.1 | 165.7 | 132.9 | 91.3 | 272.9 | 127.2 | 124.1 | |
| 1995 01 | 143.6 | 139.4 | 128.3 | 118.6 | 389.7 | 189.7 | 127.2 | 114.8 | 166.0 | 133.0 | 82.5 | 273.3 | 121.2 | 123.1 | |
| 02 | 144.6 | 139.5 | 132.6 | 118.7 | 370.6 | 189.9 | 129.5 | 114.8 | 166.3 | 133.1 | 87.2 | 273.1 | 122.7 | 124.7 | |
| 03 | 146.8 | 139.9 | 136.1 | 118.8 | 429.2 | 190.4 | 132.8 | 114.8 | 167.1 | 133.1 | 94.7 | 273.3 | 124.5 | 127.8 | |
| 04 | 147.5 | 140.1 | 136.8 | 118.9 | 429.7 | 191.3 | 132.8 | 115.8 | 168.5 | 133.2 | 95.4 | 273.4 | 126.1 | 128.2 | |
| 05 | 147.6 | 140.2 | 136.8 | 119.0 | 431.9 | 191.8 | 132.6 | 115.8 | 168.9 | 133.4 | 93.0 | 273.8 | 126.5 | 126.9 | |
| 06 | 147.4 | 140.2 | 135.1 | 119.0 | 446.3 | 191.8 | 131.8 | 115.8 | 169.3 | 133.4 | 89.7 | 274.2 | 126.1 | 124.1 | |
| 07 | 144.9 | 140.2 | 124.9 | 119.0 | 413.3 | 192.0 | 129.0 | 113.5 | 169.4 | 133.4 | 79.8 | 274.7 | 120.3 | 122.0 | |
| 08 | | 140.2 | 127.9 | | 413.5 | 192.0 | 130.4 | 113.5 | | 133.4 | 84.3 | 274.1 | 122.2 | 123.8 | |
| 09 | | 140.5 | 137.7 | | 447.6 | 192.5 | 133.5 | 113.5 | | 133.5 | 95.1 | 275.0 | 126.9 | 126.2 | |

VERBRAUCHERPREISE
CONSUMER PRICES
PRIX A LA CONSOMMATION

| | EUR | B | DK | D(*) | GR | E | F | IRL | I | L | NL | P | UK | USA | JAP |
|-------------|--|-------|-------|-------|-------------------------------------|-------|-------|-------|-------|---------------------------------------|-------|-------|-------|-------|-----|
| 1005 | Miete, Heizung, Beleuchtung | | | | Rent, Fuel, Power | | | | | Logement, chauffage, éclairage | | | | | |
| | <i>1985 = 100</i> | | | | | | | | | | | | | | |
| 1991 | 132.0 | 103.6 | 133.3 | 109.2 | 271.7 | 144.3 | 125.3 | 111.7 | 138.8 | 97.9 | 108.6 | 197.3 | 163.4 | 124.0 | |
| 1992 | 137.1 | 106.6 | 136.3 | 113.9 | 318.8 | 153.5 | 132.4 | 113.6 | 145.2 | 100.0 | 112.8 | 215.9 | 163.3 | 127.6 | |
| 1993 | 144.0 | 111.6 | 139.6 | 119.5 | 369.2 | 172.6 | 138.5 | 114.7 | 152.1 | 107.0 | 116.7 | 231.9 | 156.0 | 131.0 | |
| 1994 | 154.4 | 114.9 | 142.6 | 123.8 | 408.1 | 180.9 | 143.7 | 116.5 | 160.5 | 109.1 | 122.2 | 241.5 | 161.4 | 134.3 | |
| | <i>1985 = 100</i> | | | | | | | | | | | | | | |
| 1994 07 | 155.2 | 114.8 | 143.1 | 124.0 | 420.1 | 181.2 | 144.0 | 116.9 | 160.5 | 109.4 | 124.4 | 242.5 | 162.7 | 134.9 | |
| 08 | 155.8 | 115.0 | 143.1 | 124.3 | 422.3 | 181.2 | 144.2 | 116.9 | 160.7 | 109.0 | 124.4 | 242.6 | 162.9 | 135.4 | |
| 09 | 156.5 | 115.2 | 143.0 | 124.5 | 423.7 | 181.6 | 144.6 | 116.9 | 160.8 | 109.3 | 124.4 | 242.8 | 163.1 | 135.3 | |
| 10 | 157.7 | 115.4 | 142.4 | 124.9 | 416.0 | 182.4 | 145.1 | 117.3 | 162.2 | 109.7 | 124.4 | 242.8 | 165.1 | 135.2 | |
| 11 | 158.4 | 115.6 | 143.8 | 125.2 | 411.1 | 183.2 | 145.3 | 117.3 | 162.6 | 111.0 | 124.5 | 242.8 | 165.3 | 135.0 | |
| 12 | 159.1 | 115.8 | 143.2 | 125.4 | 411.5 | 184.2 | 145.5 | 117.3 | 162.7 | 111.2 | 124.5 | 242.8 | 165.5 | 134.9 | |
| 1995 01 | 160.1 | 116.2 | 144.1 | 125.8 | 416.9 | 187.4 | 145.9 | 117.3 | 163.2 | 111.9 | 125.6 | 243.3 | 165.8 | 135.8 | |
| 02 | 161.4 | 116.5 | 144.3 | 126.3 | 419.6 | 189.0 | 146.5 | 117.3 | 164.5 | 111.9 | 125.6 | 244.8 | 167.0 | 136.4 | |
| 03 | 162.5 | 116.6 | 144.3 | 126.5 | 423.4 | 190.0 | 147.0 | 117.3 | 167.4 | 111.8 | 125.7 | 246.1 | 166.8 | 136.8 | |
| 04 | 164.5 | 116.9 | 144.3 | 127.0 | 427.5 | 190.8 | 147.3 | 117.9 | 168.7 | 111.7 | 125.7 | 247.5 | 172.1 | 136.8 | |
| 05 | 165.3 | 116.9 | 145.5 | 127.2 | 457.2 | 191.1 | 147.7 | 117.9 | 169.6 | 112.3 | 125.7 | 247.7 | 171.8 | 136.9 | |
| 06 | 166.2 | 117.0 | 145.5 | 127.6 | 460.0 | 190.8 | 147.9 | 117.9 | 170.1 | 112.5 | 125.7 | 247.7 | 172.7 | 137.8 | |
| 07 | 167.0 | 117.0 | 145.5 | 127.6 | 463.8 | 191.7 | 148.3 | 118.2 | 170.5 | 112.8 | 129.6 | 247.8 | 172.3 | 138.4 | |
| 08 | | 117.2 | 145.5 | | 466.4 | 191.4 | 148.9 | 118.2 | | 113.1 | 129.6 | 247.8 | 172.7 | 138.8 | |
| 09 | | 117.8 | 145.7 | | 470.8 | 191.9 | 149.5 | 118.2 | | 113.4 | 129.6 | 247.8 | 173.0 | 138.7 | |
| 1006 | Waren und Dienstleistungen für den Haushalt | | | | Household goods and services | | | | | Biens et services de ménage | | | | | |
| | <i>1985 = 100</i> | | | | | | | | | | | | | | |
| 1991 | 128.5 | 115.8 | 120.0 | 110.5 | 252.5 | 137.5 | 120.8 | 116.8 | 138.5 | 117.7 | 109.0 | 200.6 | 126.0 | 111.8 | |
| 1992 | 133.7 | 119.3 | 123.1 | 114.4 | 283.6 | 145.0 | 123.7 | 120.0 | 145.1 | 123.5 | 111.9 | 231.3 | 130.4 | 113.7 | |
| 1993 | 137.7 | 121.8 | 123.9 | 118.0 | 308.6 | 152.4 | 125.5 | 120.0 | 151.6 | 126.7 | 112.9 | 251.3 | 132.3 | 115.0 | |
| 1994 | 140.3 | 123.4 | 124.6 | 120.4 | 336.1 | 155.9 | 126.3 | 123.4 | 156.6 | 128.9 | 113.1 | 263.0 | 133.2 | 116.7 | |
| | <i>1985 = 100</i> | | | | | | | | | | | | | | |
| 1994 07 | 140.0 | 123.6 | 124.6 | 120.5 | 319.1 | 156.1 | 126.6 | 123.5 | 156.7 | 129.0 | 113.1 | 262.6 | 131.4 | 117.1 | |
| 08 | 140.4 | 123.6 | 123.9 | 120.5 | 320.1 | 156.1 | 126.6 | 123.5 | 157.2 | 129.1 | 113.1 | 262.8 | 133.2 | 117.0 | |
| 09 | 140.8 | 123.6 | 124.8 | 120.6 | 346.0 | 156.3 | 126.6 | 123.5 | 157.2 | 129.2 | 113.1 | 262.6 | 133.9 | 117.0 | |
| 10 | 141.0 | 123.5 | 125.0 | 120.7 | 349.7 | 156.5 | 126.6 | 124.6 | 157.5 | 129.2 | 113.1 | 264.0 | 134.0 | 117.0 | |
| 11 | 141.5 | 123.6 | 125.3 | 121.1 | 353.0 | 156.7 | 126.1 | 124.6 | 158.6 | 129.3 | 113.1 | 265.5 | 135.2 | 116.7 | |
| 12 | 141.7 | 123.7 | 125.3 | 121.1 | 355.9 | 157.0 | 126.1 | 124.6 | 158.9 | 129.5 | 113.1 | 266.5 | 136.0 | 116.4 | |
| 1995 01 | 141.4 | 123.7 | 125.8 | 121.3 | 346.8 | 157.4 | 126.2 | 125.0 | 159.0 | 129.7 | 113.2 | 268.2 | 133.4 | 117.4 | |
| 02 | 142.3 | 123.8 | 126.0 | 121.6 | 342.1 | 158.3 | 126.5 | 125.0 | 161.3 | 129.9 | 113.4 | 274.1 | 135.1 | 118.0 | |
| 03 | 143.1 | 124.0 | 126.8 | 121.8 | 361.7 | 159.2 | 127.2 | 125.0 | 161.5 | 130.5 | 113.6 | 275.2 | 136.9 | 118.2 | |
| 04 | 143.4 | 124.3 | 127.1 | 122.1 | 365.0 | 160.1 | 127.4 | 126.1 | 161.9 | 130.5 | 113.6 | 276.7 | 137.1 | 118.2 | |
| 05 | 144.1 | 124.5 | 127.4 | 122.2 | 366.4 | 160.7 | 127.5 | 126.1 | 163.8 | 130.5 | 113.7 | 277.1 | 138.4 | 118.3 | |
| 06 | 144.3 | 124.6 | 127.4 | 122.3 | 371.0 | 161.2 | 127.8 | 126.1 | 164.0 | 130.6 | 113.6 | 277.7 | 138.3 | 118.1 | |
| 07 | 144.1 | 124.6 | 127.4 | 122.4 | 348.7 | 161.8 | 127.9 | 125.9 | 164.4 | 130.5 | 113.7 | 277.0 | 137.0 | 118.6 | |
| 08 | | 124.7 | 127.2 | | 349.7 | 162.0 | 128.3 | 125.9 | | 130.6 | 113.9 | 276.5 | 138.5 | 119.0 | |
| 09 | | 124.7 | 127.6 | | 375.5 | 162.4 | 128.9 | 125.9 | | 130.7 | 113.7 | 277.0 | 139.9 | 119.3 | |

VERBRAUCHERPREISE
CONSUMER PRICES
PRIX A LA CONSOMMATION

| | EUR | B | DK | D(*) | GR | E | F | IRL | I | L | NL | P | UK | USA | JAP |
|-------------|---|-------|-------|-------|--------------------------------------|-------|-------|-------|-------|---|-------|-------|-------|-------|-----|
| 1007 | Verkehr, Nachrichtenübermittlung | | | | Transport, communications | | | | | Transports, communications | | | | | |
| | <i>1985 = 100</i> | | | | | | | | | | | | | | |
| 1991 | 123.4 | 109.9 | 124.7 | 112.1 | 281.2 | 142.2 | 116.3 | 111.0 | 130.9 | 103.9 | 110.6 | 190.7 | 132.6 | 116.4 | |
| 1992 | 129.3 | 112.0 | 127.5 | 117.1 | 331.7 | 153.0 | 119.0 | 110.6 | 137.3 | 109.1 | 114.2 | 202.5 | 141.0 | 118.9 | |
| 1993 | 135.5 | 116.3 | 129.9 | 121.7 | 401.9 | 156.7 | 122.9 | 113.4 | 145.3 | 114.7 | 117.3 | 230.4 | 146.6 | 122.6 | |
| 1994 | 141.0 | 119.9 | 133.2 | 125.7 | 424.6 | 166.1 | 125.7 | 114.6 | 152.1 | 117.9 | 122.0 | 244.1 | 150.4 | 126.2 | |
| | <i>1985 = 100</i> | | | | | | | | | | | | | | |
| 1994 07 | 141.6 | 120.5 | 134.3 | 126.5 | 429.8 | 166.0 | 126.2 | 115.9 | 152.7 | 119.1 | 122.4 | 244.7 | 150.7 | 126.5 | |
| 08 | 142.0 | 120.9 | 134.3 | 126.5 | 432.8 | 166.0 | 126.5 | 115.9 | 153.1 | 119.1 | 122.8 | 245.6 | 151.3 | 127.7 | |
| 09 | 142.1 | 120.8 | 133.4 | 125.9 | 431.2 | 168.8 | 126.5 | 115.9 | 153.3 | 119.6 | 122.6 | 245.9 | 151.0 | 127.7 | |
| 10 | 142.0 | 119.9 | 134.0 | 125.7 | 430.2 | 169.2 | 126.2 | 115.8 | 154.1 | 119.2 | 122.2 | 246.1 | 150.1 | 127.9 | |
| 11 | 142.1 | 119.9 | 134.1 | 125.9 | 430.7 | 169.5 | 126.1 | 115.8 | 154.8 | 119.1 | 122.2 | 246.3 | 149.6 | 128.9 | |
| 12 | 142.5 | 119.9 | 134.1 | 126.0 | 432.5 | 169.4 | 126.2 | 115.8 | 154.9 | 119.3 | 122.0 | 245.9 | 150.8 | 128.9 | |
| 1995 01 | 143.4 | 119.9 | 135.1 | 126.2 | 444.7 | 171.5 | 127.4 | 116.1 | 155.3 | 119.0 | 124.2 | 249.6 | 151.3 | 129.1 | |
| 02 | 144.3 | 119.8 | 135.5 | 126.4 | 445.0 | 172.0 | 128.0 | 116.1 | 158.3 | 119.3 | 124.4 | 252.5 | 151.8 | 129.2 | |
| 03 | 144.9 | 119.9 | 135.6 | 126.4 | 446.6 | 172.6 | 127.7 | 116.1 | 160.9 | 119.5 | 124.4 | 253.6 | 152.7 | 129.7 | |
| 04 | 145.5 | 120.2 | 136.5 | 126.9 | 449.9 | 174.3 | 127.8 | 116.7 | 161.4 | 119.4 | 124.5 | 254.6 | 153.1 | 130.7 | |
| 05 | 145.6 | 120.5 | 122.6 | 126.9 | 451.3 | 174.9 | 127.9 | 116.7 | 162.6 | 119.6 | 125.1 | 256.0 | 153.3 | 131.9 | |
| 06 | 146.5 | 120.5 | 122.6 | 127.5 | 451.7 | 175.6 | 128.3 | 116.7 | 164.8 | 119.9 | 125.2 | 257.0 | 153.9 | 132.6 | |
| 07 | 146.3 | 121.1 | 121.9 | 126.9 | 451.0 | 175.2 | 128.4 | 117.0 | 164.8 | 120.2 | 125.0 | 257.2 | 153.5 | 131.7 | |
| 08 | | 121.1 | 122.6 | | 452.4 | 175.5 | 129.7 | 117.0 | | 119.7 | 125.1 | 257.1 | 153.2 | 130.8 | |
| 09 | | 121.6 | 121.2 | | 453.1 | 176.1 | 130.0 | 117.0 | | 119.9 | 125.3 | 258.1 | 152.8 | 130.5 | |
| 1008 | Erholung, Unterhaltung, Bildung | | | | Recreation, education, etc. | | | | | Loisirs, spectacles, enseignement, culture | | | | | |
| | <i>1985 = 100</i> | | | | | | | | | | | | | | |
| 1991 | 126.2 | 116.1 | 124.9 | 108.1 | 238.3 | 138.5 | 117.4 | 124.0 | 148.5 | 109.4 | 103.6 | 183.8 | 132.0 | 128.1 | |
| 1992 | 132.1 | 117.0 | 127.4 | 112.7 | 285.9 | 149.1 | 120.8 | 128.6 | 157.0 | 111.7 | 105.0 | 198.6 | 138.4 | 131.7 | |
| 1993 | 135.6 | 118.7 | 129.7 | 115.9 | 320.8 | 150.9 | 122.1 | 133.4 | 162.4 | 113.7 | 106.9 | 211.5 | 142.3 | 134.9 | |
| 1994 | 138.6 | 121.0 | 131.8 | 118.1 | 359.3 | 157.1 | 122.5 | 137.2 | 167.1 | 115.6 | 108.7 | 227.9 | 145.0 | 138.9 | |
| | <i>1985 = 100</i> | | | | | | | | | | | | | | |
| 1994 07 | 138.2 | 120.8 | 132.0 | 117.7 | 350.7 | 156.8 | 122.2 | 137.1 | 167.0 | 114.3 | 107.7 | 225.9 | 144.5 | 139.0 | |
| 08 | 138.3 | 120.9 | 132.0 | 117.9 | 353.6 | 156.8 | 121.9 | 137.1 | 167.3 | 114.2 | 107.4 | 226.8 | 144.8 | 139.0 | |
| 09 | 139.0 | 122.1 | 132.3 | 118.3 | 386.9 | 157.8 | 122.3 | 137.1 | 167.4 | 115.2 | 108.7 | 227.5 | 145.4 | 139.5 | |
| 10 | 139.4 | 121.8 | 132.3 | 118.6 | 387.8 | 158.8 | 122.6 | 139.0 | 167.7 | 115.7 | 109.0 | 235.8 | 145.7 | 139.7 | |
| 11 | 139.7 | 121.4 | 132.7 | 118.9 | 382.9 | 159.1 | 122.7 | 139.0 | 168.8 | 116.5 | 109.0 | 236.5 | 145.8 | 140.3 | |
| 12 | 139.8 | 121.4 | 133.1 | 119.0 | 384.1 | 159.5 | 122.9 | 139.0 | 169.1 | 116.3 | 108.9 | 236.8 | 146.0 | 139.9 | |
| 1995 01 | 140.4 | 122.2 | 134.0 | 119.5 | 385.8 | 160.7 | 123.4 | 139.7 | 169.8 | 117.9 | 109.6 | 237.0 | 146.1 | 140.8 | |
| 02 | 140.7 | 122.7 | 134.3 | 119.7 | 387.6 | 161.4 | 123.7 | 139.7 | 170.4 | 117.7 | 109.9 | 238.2 | 146.2 | 141.1 | |
| 03 | 140.9 | 122.4 | 134.4 | 119.7 | 402.6 | 161.8 | 123.4 | 139.7 | 171.0 | 117.3 | 109.6 | 238.7 | 146.3 | 141.2 | |
| 04 | 141.0 | 122.4 | 134.8 | 119.6 | 407.2 | 162.2 | 123.3 | 140.9 | 171.4 | 116.7 | 109.5 | 238.9 | 146.7 | 141.9 | |
| 05 | 141.2 | 122.8 | 135.1 | 119.6 | 410.8 | 162.8 | 123.2 | 140.9 | 172.4 | 116.8 | 108.7 | 239.2 | 146.9 | 142.2 | |
| 06 | 141.4 | 122.7 | 135.3 | 119.6 | 413.6 | 162.8 | 123.3 | 140.9 | 172.5 | 116.7 | 108.3 | 239.5 | 147.4 | 141.8 | |
| 07 | 141.6 | 122.6 | 135.1 | 119.7 | 410.1 | 162.9 | 123.1 | 141.4 | 174.1 | 116.0 | 107.7 | 240.4 | 147.6 | 142.2 | |
| 08 | | 122.6 | 135.1 | | 410.8 | 162.9 | 123.0 | 141.4 | | 116.0 | 107.4 | 242.8 | 148.2 | 142.6 | |
| 09 | | 123.7 | 135.3 | | 432.4 | 164.2 | 123.4 | 141.4 | | 116.5 | 108.3 | 244.4 | 149.0 | 143.4 | |

VERBRAUCHERPREISE
CONSUMER PRICES
PRIX A LA CONSOMMATION

| | EUR | B | DK | D(*) | GR | E | F | IRL | I | L | NL | P | UK | USA | JAP |
|-------------|--|-------|-------|-------|-------|--|-------|-------|-------|-------|--|-------|-------|-------|-----|
| 1009 | Sonstige Güter und Dienstleistungen einschliesslich Gaststättenverzeh | | | | | Other goods and services Including drinks and meals out | | | | | Autres biens et services repas et boissons à l'extérieur inclus | | | | |
| | <i>1985 = 100</i> | | | | | | | | | | | | | | |
| 1991 | 141.3 | 127.0 | 122.1 | 118.0 | 244.9 | 163.0 | 131.7 | 129.7 | 148.5 | 124.2 | 110.7 | 205.0 | 148.8 | 145.3 | |
| 1992 | 150.1 | 133.4 | 124.7 | 124.3 | 280.6 | 178.2 | 136.8 | 135.7 | 157.7 | 130.0 | 115.2 | 216.7 | 159.0 | 155.2 | |
| 1993 | 154.5 | 137.7 | 127.0 | 135.2 | 315.5 | 160.3 | 141.1 | 140.4 | 166.8 | 136.1 | 118.3 | 236.8 | 166.8 | 163.3 | |
| 1994 | 160.8 | 140.1 | 129.3 | 143.2 | 359.0 | 167.4 | 144.0 | 145.8 | 174.2 | 139.4 | 120.8 | 250.6 | 173.6 | 168.1 | |
| | <i>1985 = 100</i> | | | | | | | | | | | | | | |
| 1994 07 | 161.1 | 143.0 | 129.3 | 143.7 | 356.6 | 168.0 | 144.1 | 147.3 | 174.5 | 139.3 | 121.8 | 250.7 | 173.1 | 167.6 | |
| 08 | 161.5 | 143.0 | 129.3 | 143.7 | 357.1 | 168.0 | 144.3 | 147.3 | 175.0 | 139.4 | 122.4 | 251.0 | 174.2 | 168.8 | |
| 09 | 161.9 | 140.0 | 129.6 | 143.7 | 363.9 | 169.4 | 144.5 | 147.3 | 175.6 | 139.9 | 121.7 | 252.9 | 174.7 | 170.5 | |
| 10 | 162.2 | 139.8 | 129.8 | 143.9 | 368.0 | 169.8 | 144.8 | 146.7 | 176.3 | 140.1 | 121.8 | 254.7 | 174.6 | 170.9 | |
| 11 | 163.1 | 140.9 | 130.0 | 144.3 | 369.0 | 168.9 | 144.8 | 146.7 | 177.0 | 140.2 | 121.2 | 255.1 | 178.6 | 171.3 | |
| 12 | 163.5 | 140.7 | 130.4 | 145.2 | 369.2 | 169.7 | 144.9 | 146.7 | 177.2 | 140.3 | 121.3 | 255.4 | 179.1 | 171.4 | |
| 1995 01 | 163.8 | 140.8 | 131.0 | 147.3 | 366.4 | 171.2 | 145.3 | 147.9 | 178.2 | 141.4 | 121.6 | 257.8 | 176.3 | 171.9 | |
| 02 | 164.6 | 142.3 | 131.2 | 147.9 | 379.5 | 172.4 | 145.4 | 147.9 | 179.6 | 141.8 | 121.8 | 259.7 | 176.6 | 172.8 | |
| 03 | 165.2 | 141.6 | 131.4 | 147.9 | 384.3 | 173.6 | 145.7 | 147.9 | 180.7 | 142.1 | 122.2 | 260.4 | 177.3 | 172.7 | |
| 04 | 165.9 | 142.4 | 131.6 | 148.2 | 384.8 | 174.9 | 145.9 | 148.8 | 181.4 | 142.4 | 123.0 | 261.8 | 178.0 | 173.0 | |
| 05 | 166.2 | 140.5 | 132.0 | 148.2 | 386.6 | 175.4 | 146.0 | 148.8 | 182.2 | 142.6 | 123.4 | 262.9 | 178.7 | 173.0 | |
| 06 | 167.2 | 141.2 | 132.1 | 150.5 | 395.3 | 175.6 | 146.3 | 148.8 | 183.9 | 142.7 | 123.6 | 263.9 | 179.2 | 173.8 | |
| 07 | 167.7 | 144.8 | 131.4 | 150.9 | 388.4 | 176.4 | 146.7 | 152.7 | 184.3 | 143.1 | 124.3 | 264.5 | 179.6 | 174.2 | |
| 08 | | 144.8 | 131.4 | | 394.9 | 176.7 | 147.4 | 152.7 | | 143.2 | 124.4 | 265.1 | 180.2 | 175.8 | |
| 09 | | 141.4 | 132.3 | | 403.3 | 177.3 | 147.8 | 152.7 | | 143.2 | 123.8 | 265.9 | 180.7 | 178.0 | |

**ERZEUGERPREISE
LANDWIRTSCHAFTLICHEN
PRODUKTE**

**PRODUCER PRICES OF AGRICULTURAL
PRODUCTS**

**PRIX A LA PRODUCTION DE
PRODUITS AGRICOLES**

| | EUR | B | DK | D(*) | GR | E | F | IRL | I | L | NL | P | UK |
|-------------|---|-------|------|-------|---|-------|-------|-------|-------|--|-------|-------|-------|
| 1101 | Landwirtschaftliche Produkte einschliesslich Obst und Gemüse | | | | Agricultural products including fruit and vegetables | | | | | Produits agricoles avec fruits et légumes | | | |
| | <i>1985 = 100</i> | | | | | | | | | | | | |
| 1991 | 117.9 | 94.7 | 92.0 | 94.0 | 238.4 | 117.1 | 105.8 | 103.2 | 124.9 | 104.5 | 98.0 | 147.1 | 112.5 |
| 1992 | 113.8 | 92.5 | 92.1 | 92.0 | 248.1 | 109.2 | 98.5 | 106.3 | 117.9 | 99.6 | 93.4 | 135.7 | 114.1 |
| 1993 | 114.5 | 85.9 | 80.7 | 85.3 | 264.8 | 115.7 | 94.2 | 113.3 | 121.0 | 97.8 | 87.5 | 139.4 | 120.2 |
| 1994 | | | | 86.7 | | 129.0 | | 112.2 | | | | | |
| 1993 10 | 113.7 | 84.2 | 78.9 | 81.8 | 264.1 | 119.3 | 92.5 | 112.7 | 119.3 | 100.1 | 86.8 | 140.4 | 115.7 |
| 11 | 114.8 | 89.8 | 79.1 | 84.1 | 263.0 | 121.8 | 94.5 | 114.0 | 119.3 | 101.1 | 91.2 | 142.1 | 112.6 |
| 12 | 117.0 | 90.3 | 80.1 | 85.9 | 272.9 | 124.2 | 95.7 | 114.5 | 121.2 | 100.7 | 93.2 | 144.8 | 114.3 |
| 1994 01 | 118.0 | 87.2 | 80.5 | 84.0 | 298.9 | 123.8 | 97.6 | 117.9 | 120.2 | 99.7 | 93.6 | 143.4 | 114.0 |
| 02 | 118.7 | 88.4 | 80.9 | 84.8 | 298.4 | 127.0 | 97.5 | 117.5 | 119.5 | 98.6 | 92.7 | 148.8 | 116.0 |
| 03 | 119.9 | 88.1 | 81.1 | 85.5 | 305.1 | 126.3 | 96.9 | 119.8 | 122.0 | 98.3 | 92.6 | 148.6 | 119.6 |
| 04 | 120.7 | 89.7 | 82.2 | 85.7 | 308.3 | 122.8 | 98.9 | 121.5 | 124.3 | 95.0 | 90.6 | 148.1 | 122.3 |
| 05 | 121.5 | 96.8 | 82.8 | 87.0 | 304.5 | 125.3 | 99.2 | 122.4 | 123.2 | 92.4 | 91.3 | 148.4 | 125.7 |
| 06 | 122.1 | 91.8 | 84.4 | 85.9 | 311.8 | 129.6 | 98.9 | 119.6 | 125.3 | 92.3 | 89.0 | 148.4 | 122.5 |
| 07 | 119.7 | 83.3 | 81.0 | 85.4 | 301.8 | 138.6 | 91.0 | 118.1 | 124.0 | 91.7 | 81.0 | 150.4 | 119.4 |
| 08 | 121.3 | 91.2 | 78.7 | 89.8 | 307.6 | 129.5 | 94.4 | 111.4 | 127.2 | 92.3 | 86.3 | 149.3 | 122.5 |
| 09 | 124.9 | 92.1 | 78.8 | 90.0 | 310.7 | 130.6 | 97.9 | 112.1 | 136.7 | 95.8 | 92.8 | 149.9 | 124.7 |
| 10 | 124.0 | 90.9 | 79.3 | 90.8 | 317.8 | 130.9 | 96.3 | 112.2 | 134.8 | 99.2 | 91.9 | 148.1 | 119.8 |
| 11 | 123.1 | 89.3 | 79.2 | 90.3 | 319.7 | 129.4 | 95.2 | 111.9 | 130.7 | 100.1 | 95.0 | 149.5 | 121.1 |
| 12 | 123.8 | 89.3 | 78.8 | 90.7 | 315.3 | 130.6 | 95.5 | 112.5 | 131.9 | 100.0 | 97.3 | 147.2 | 123.9 |
| 1102 | Pflanzliche Erzeugnisse | | | | Crops products including fruit and vegetables | | | | | Produits végétaux avec fruits et légumes | | | |
| | <i>1985 = 100</i> | | | | | | | | | | | | |
| 1991 | 133.3 | 103.8 | 91.9 | 100.3 | 251.5 | 131.8 | 111.3 | 108.7 | 134.8 | 114.8 | 107.1 | 179.1 | 115.4 |
| 1992 | 121.3 | 91.8 | 91.3 | 88.2 | 254.3 | 116.9 | 95.7 | 104.9 | 120.6 | 88.2 | 95.3 | 160.4 | 108.5 |
| 1993 | 122.6 | 85.3 | 78.9 | 83.8 | 269.6 | 125.8 | 90.4 | 109.4 | 121.9 | 88.7 | 92.3 | 165.6 | 109.0 |
| 1994 | | | | 90.2 | | 144.0 | | 88.5 | | | | | |
| 1993 10 | 119.6 | 84.4 | 74.7 | 78.9 | 265.0 | 129.6 | 84.3 | 112.7 | 117.2 | 84.5 | 92.2 | 168.2 | 97.5 |
| 11 | 121.5 | 89.3 | 77.2 | 79.8 | 263.7 | 133.8 | 87.8 | 112.7 | 116.2 | 84.3 | 101.4 | 166.5 | 100.2 |
| 12 | 124.5 | 85.1 | 77.9 | 81.3 | 277.4 | 134.6 | 89.8 | 112.1 | 118.2 | 84.1 | 106.7 | 173.3 | 102.7 |
| 1994 01 | 128.6 | 84.4 | 80.2 | 82.4 | 308.3 | 137.1 | 93.8 | 114.5 | 118.9 | 87.4 | 112.8 | 176.6 | 103.0 |
| 02 | 129.5 | 85.9 | 82.1 | 82.6 | 307.2 | 141.7 | 93.8 | 113.4 | 118.7 | 87.4 | 109.9 | 187.6 | 104.2 |
| 03 | 131.0 | 89.4 | 81.5 | 83.8 | 314.1 | 140.1 | 92.9 | 116.6 | 122.6 | 87.4 | 111.8 | 185.8 | 106.5 |
| 04 | 134.5 | 100.8 | 84.2 | 86.4 | 316.2 | 134.4 | 99.6 | 126.4 | 128.4 | 83.9 | 107.7 | 186.5 | 117.3 |
| 05 | 135.6 | 116.9 | 82.8 | 87.3 | 308.8 | 138.2 | 102.4 | 129.8 | 126.8 | 83.9 | 104.8 | 181.9 | 127.1 |
| 06 | 137.8 | 102.6 | 82.5 | 85.9 | 317.5 | 146.5 | 103.0 | 136.9 | 131.3 | 83.9 | 100.4 | 181.4 | 121.7 |
| 07 | 132.6 | 85.7 | 75.9 | 90.9 | 302.1 | 160.2 | 88.3 | 142.1 | 128.5 | 83.9 | 83.4 | 184.7 | 106.9 |
| 08 | 133.8 | 105.6 | 73.3 | 100.5 | 309.2 | 140.6 | 92.4 | 102.8 | 131.1 | 83.5 | 93.3 | 183.4 | 116.1 |
| 09 | 138.7 | 106.1 | 73.5 | 100.3 | 312.0 | 143.6 | 94.6 | 104.1 | 143.7 | 83.5 | 109.9 | 186.7 | 112.1 |
| 10 | 138.7 | 97.9 | 74.8 | 104.7 | 326.0 | 148.4 | 91.3 | 104.8 | 138.2 | 86.9 | 106.3 | 190.3 | 115.2 |
| 11 | 136.9 | 95.7 | 73.8 | 104.1 | 328.1 | 144.8 | 89.5 | 104.3 | 131.7 | 86.9 | 115.3 | 194.8 | 115.5 |
| 12 | 138.6 | 99.5 | 74.4 | 106.3 | 322.6 | 145.4 | 90.9 | 103.9 | 135.4 | 86.9 | 123.7 | 187.3 | 119.9 |

**ERZEUGERPREISE
LANDWIRTSCHAFTLICHEN
PRODUKTE**

**PRODUCER PRICES OF AGRICULTURAL
PRODUCTS**

**PRIX A LA PRODUCTION DE
PRODUITS AGRICOLES**

| | EUR | B | DK | D(*) | GR | E | F | IRL | I | L | NL | P | UK |
|-------------|--|------|------|------|-------------------------------------|-------|-------------------|-------|------------------------------------|-------|------|-------|-------|
| 1103 | Tiere und tierische Erzeugnisse | | | | Animals and animals products | | | | Animaux et produits animaux | | | | |
| | | | | | | | <i>1985 = 100</i> | | | | | | |
| 1991 | 104.7 | 90.2 | 92.1 | 91.5 | 208.0 | 100.1 | 100.1 | 102.5 | 111.1 | 102.4 | 93.3 | 121.9 | 110.8 |
| 1992 | 107.4 | 92.8 | 92.5 | 93.5 | 233.7 | 100.4 | 101.3 | 106.4 | 114.0 | 101.8 | 92.4 | 116.3 | 117.5 |
| 1993 | 107.6 | 86.2 | 81.6 | 85.8 | 253.5 | 104.0 | 98.1 | 113.8 | 119.8 | 99.6 | 85.0 | 118.8 | 126.9 |
| 1994 | | | | 85.3 | | 111.8 | | 115.4 | | | | | |
| | | | | | | | | | | | | | |
| 1993 10 | 108.5 | 84.2 | 80.9 | 82.9 | 261.9 | 107.5 | 100.9 | 112.7 | 122.3 | 102.7 | 84.0 | 118.6 | 126.6 |
| 11 | 109.0 | 90.0 | 80.0 | 85.7 | 261.5 | 108.0 | 101.3 | 114.2 | 123.5 | 103.9 | 85.9 | 123.0 | 120.0 |
| 12 | 110.5 | 92.9 | 81.2 | 87.7 | 262.3 | 112.2 | 101.8 | 114.8 | 125.4 | 103.5 | 86.3 | 122.5 | 121.3 |
| 1994 01 | 108.9 | 88.6 | 80.7 | 84.6 | 277.0 | 108.6 | 100.9 | 118.3 | 122.0 | 101.7 | 83.8 | 117.5 | 120.6 |
| 02 | 109.4 | 89.7 | 80.3 | 85.6 | 278.0 | 110.2 | 100.7 | 118.0 | 120.7 | 100.4 | 83.8 | 118.4 | 123.1 |
| 03 | 110.3 | 87.5 | 80.9 | 86.2 | 284.0 | 110.6 | 100.4 | 120.2 | 121.3 | 100.1 | 82.6 | 119.4 | 127.4 |
| 04 | 109.0 | 84.2 | 81.2 | 85.4 | 289.8 | 109.4 | 98.3 | 120.9 | 118.5 | 96.9 | 81.8 | 118.0 | 125.3 |
| 05 | 109.6 | 87.1 | 82.8 | 86.9 | 294.4 | 110.4 | 96.3 | 121.5 | 118.3 | 93.9 | 84.3 | 122.1 | 124.9 |
| 06 | 108.8 | 86.5 | 85.3 | 86.0 | 298.7 | 110.2 | 95.5 | 117.3 | 116.9 | 93.7 | 83.1 | 122.5 | 123.0 |
| 07 | 108.5 | 82.1 | 83.4 | 83.2 | 301.2 | 113.8 | 93.4 | 114.9 | 117.7 | 93.0 | 79.7 | 123.6 | 127.0 |
| 08 | 110.5 | 84.3 | 81.2 | 85.6 | 303.9 | 116.8 | 96.1 | 112.6 | 121.7 | 93.7 | 82.7 | 122.5 | 126.3 |
| 09 | 113.1 | 85.3 | 81.3 | 86.0 | 307.6 | 115.7 | 100.7 | 113.2 | 127.0 | 97.9 | 84.0 | 121.0 | 132.2 |
| 10 | 111.2 | 87.5 | 81.5 | 85.5 | 298.7 | 110.8 | 100.6 | 113.2 | 130.1 | 101.2 | 84.5 | 115.0 | 122.6 |
| 11 | 111.2 | 86.2 | 81.7 | 85.0 | 300.1 | 111.6 | 100.1 | 112.9 | 129.2 | 102.3 | 84.6 | 114.0 | 124.5 |
| 12 | 111.0 | 84.3 | 80.8 | 84.7 | 298.3 | 113.6 | 99.5 | 113.7 | 127.0 | 102.2 | 83.7 | 115.8 | 126.3 |

LÖHNE

WAGES AND SALARIES

SALAIRES

| | EUR | B | DK | D(*) | GR | E | F | IRL | I | L | NL | P | UK | USA | JAP | |
|-------------|---|-------|-------|-------|---|-------|-------|-------|-------|-------|---|-------|-------|-------|-------|--|
| 1201 | Stundenlöhne Industrie – nominal | | | | Hourly wages industry – nominal <i>1990=100</i> | | | | | | Salaires horaires industrie – nominaux | | | | | |
| 1990 | 100.0 | 100.0 | 100.0 | 100.0 | 100.0 | 100.0 | 100.0 | 100.0 | 100.0 | 100.0 | 100.0 | 100.0 | 100.0 | 100.0 | 100.0 | |
| 1991 | 105.5 | 104.5 | 106.1 | 116.7 | 109.1 | 104.9 | 105.7 | 108.6 | 103.4 | 103.4 | 114.9 | 108.8 | 103.3 | | | |
| 1992 | 110.1 | 108.1 | 112.3 | 132.8 | 118.6 | 109.3 | 110.6 | 115.6 | 108.2 | 108.5 | 129.7 | 116.0 | 105.7 | | | |
| 1993 | 113.1 | 110.1 | 118.2 | 146.8 | 125.8 | 112.6 | 116.8 | 119.6 | 113.1 | 112.7 | 137.4 | 122.2 | 109.0 | | | |
| 1994 | 115.4 | | 122.0 | 165.9 | 131.9 | 114.0 | 119.0 | 123.8 | | 115.9 | | 127.7 | 112.0 | | | |
| 1992 I | 108.5 | 106.9 | 109.4 | 128.8 | 117.3 | 107.6 | 108.6 | 115.1 | | 106.1 | 123.6 | 113.1 | 104.6 | | | |
| II | 110.1 | 108.3 | 110.8 | 130.8 | 117.3 | 108.9 | 110.2 | 115.2 | 106.6 | 108.1 | 129.7 | 114.8 | 105.7 | | | |
| III | 110.5 | 108.4 | 114.3 | 134.0 | 119.8 | 110.0 | 110.7 | 115.8 | | 109.8 | 131.8 | 117.6 | 106.2 | | | |
| IV | 111.4 | 108.7 | 115.0 | 137.5 | 120.2 | 110.8 | 112.7 | 116.4 | 109.8 | 109.8 | 133.9 | 118.4 | 106.4 | | | |
| 1993 I | 111.9 | 109.2 | 115.4 | 140.3 | 123.0 | 111.5 | 114.6 | 118.4 | | 111.2 | 135.2 | 119.4 | 107.7 | | | |
| II | 113.3 | 109.7 | 118.3 | 144.0 | 124.9 | 112.1 | 116.3 | 118.4 | 112.0 | 112.8 | 136.4 | 121.5 | 108.4 | | | |
| III | 113.4 | 110.5 | 119.2 | 147.9 | 127.5 | 113.0 | 116.9 | 120.6 | | 113.3 | 138.2 | 124.2 | 108.6 | | | |
| IV | 113.7 | 111.2 | 119.8 | 154.9 | 127.9 | 113.7 | 119.2 | 120.9 | 114.2 | 113.7 | 139.9 | 123.5 | 111.3 | | | |
| 1994 I | 114.5 | | 120.5 | 159.1 | 128.7 | 114.0 | 118.6 | 123.0 | | 114.7 | | 125.2 | 111.4 | | | |
| II | 115.2 | | 121.4 | 162.1 | 130.7 | | 119.3 | 123.8 | | 115.8 | | 127.0 | 111.9 | | | |
| III | 115.6 | | 123.0 | 167.9 | 134.0 | | 119.1 | 124.2 | | 116.4 | | 129.3 | 112.1 | | | |
| IV | 116.4 | | 123.2 | 174.5 | 134.3 | | | 124.5 | | 116.6 | | 129.4 | 112.8 | | | |
| 1995 I | 116.7 | | 123.2 | | 135.2 | | | 126.3 | | | | 131.1 | 114.0 | | | |
| II | 117.9 | | | | | | | 126.5 | | | | 133.4 | 114.5 | | | |
| III | 118.0 | | | | | | | | | | | | | | | |
| 1202 | Stundenlöhne Industrie – real | | | | Hourly wages industry – in real terms <i>1990=100</i> | | | | | | Salaires horaires industrie – réels | | | | | |
| 1990 | 100.0 | 100.0 | 100.0 | 100.0 | 100.0 | 100.0 | 100.0 | 100.0 | 100.0 | 100.0 | 100.0 | 100.0 | 100.0 | 100.0 | 100.0 | |
| 1991 | 102.2 | 102.1 | 102.5 | 97.7 | 102.9 | 101.7 | 102.5 | 102.2 | 100.2 | 99.5 | 103.6 | 102.8 | 99.1 | | | |
| 1992 | 104.2 | 103.4 | 104.4 | 95.9 | 105.7 | 103.5 | 103.9 | 103.4 | 101.7 | 101.2 | 107.3 | 105.6 | 98.4 | | | |
| 1993 | 104.1 | 104.0 | 105.5 | 92.7 | 107.2 | 104.4 | 108.3 | 102.4 | 102.7 | 102.5 | 106.8 | 109.5 | 98.6 | | | |
| 1994 | 103.8 | | 105.7 | 94.5 | 107.4 | 103.9 | 107.8 | 102.0 | | 102.5 | | 111.7 | 98.8 | | | |
| 1992 I | 103.8 | 103.6 | 103.5 | 98.8 | 106.6 | 103.0 | 103.9 | 105.1 | | 100.6 | 107.1 | 105.2 | 98.9 | | | |
| II | 104.8 | 103.9 | 103.5 | 96.6 | 105.5 | 103.3 | 104.6 | 104.0 | 100.9 | 101.0 | 108.3 | 104.3 | 99.0 | | | |
| III | 104.1 | 103.7 | 106.1 | 99.1 | 107.1 | 104.1 | 104.3 | 103.4 | | 102.5 | 107.9 | 106.9 | 98.7 | | | |
| IV | 104.7 | 103.5 | 106.0 | 94.1 | 105.6 | 104.3 | 105.5 | 103.0 | 102.3 | 101.4 | 108.7 | 106.7 | 98.1 | | | |
| 1993 I | 104.1 | 104.2 | 104.6 | 94.0 | 106.7 | 104.5 | 107.1 | 103.5 | | 102.9 | 108.0 | 109.2 | 98.6 | | | |
| II | 104.8 | 104.1 | 106.0 | 91.5 | 107.5 | 104.1 | 108.3 | 102.3 | 102.2 | 102.8 | 107.2 | 109.0 | 98.4 | | | |
| III | 104.1 | 104.4 | 106.1 | 94.6 | 108.7 | 104.7 | 109.1 | 102.9 | | 103.1 | 107.0 | 111.3 | 98.3 | | | |
| IV | 104.0 | 104.3 | 106.3 | 94.4 | 107.4 | 104.8 | 110.2 | 102.3 | 102.8 | 102.1 | 107.0 | 109.9 | 99.8 | | | |
| 1994 I | 104.0 | | 105.6 | 95.9 | 106.4 | 104.9 | 109.2 | 103.0 | | 103.1 | | 111.7 | 99.6 | | | |
| II | 104.1 | | 105.5 | 93.3 | 107.1 | | 109.2 | 102.8 | | 102.8 | | 111.1 | 99.2 | | | |
| III | 103.3 | | 106.4 | 96.5 | 109.1 | | 108.1 | 102.2 | | 103.1 | | 113.2 | 98.7 | | | |
| IV | 104.3 | | 106.3 | 95.7 | 108.1 | | | 101.4 | | 101.9 | | 112.4 | 98.5 | | | |
| 1995 I | 104.1 | | 105.4 | | 107.0 | | | 101.9 | | | | 113.3 | 99.1 | | | |
| II | 104.8 | | | | | | | 100.1 | | | | 112.9 | 98.5 | | | |
| III | 104.2 | | | | | | | | | | | | | | | |

FINANZSTATISTIKEN

FINANCIAL STATISTICS

STATISTIQUES FINANCIERES

| | BFR | DKR | DM | DR | PTA | FF | IRL | LIT | HFL | ESC | UKL | USD | YEN |
|-------------|--|-------|-------|--------|-----------------------------|-------|--------|--------|---------------------------------|--------|--------|-------|--------|
| 1301 | Wechselkurs (mittel) | | | | Exchange rate (mean) | | | | Taux de change (moyenne) | | | | |
| | <i>1 ECU = ...</i> | | | | | | | | | | | | |
| 1992 | 41.59 | 7.809 | 2.020 | 247.03 | 132.53 | 6.848 | 0.7607 | 1595.5 | 2.275 | 174.71 | 0.7376 | | |
| 1993 | 40.47 | 7.594 | 1.936 | 268.57 | 149.12 | 6.634 | 0.8000 | 1841.2 | 2.175 | 188.37 | 0.7800 | | |
| 1994 | 39.66 | 7.543 | 1.925 | 288.03 | 158.92 | 6.583 | 0.7936 | 1915.1 | 2.158 | 196.90 | 0.7759 | | |
| 1995 | 38.54 | 7.338 | 1.873 | 301.62 | 163.47 | 6.535 | 0.8143 | 2136.8 | 2.098 | 195.95 | 0.8252 | | |
| 1994 08 | 39.43 | 7.566 | 1.914 | 289.81 | 158.83 | 6.557 | 0.8032 | 1936.2 | 2.149 | 195.46 | 0.7932 | | |
| 09 | 39.44 | 7.553 | 1.916 | 291.74 | 159.05 | 6.555 | 0.8001 | 1936.3 | 2.148 | 195.32 | 0.7902 | | |
| 10 | 39.44 | 7.502 | 1.917 | 293.74 | 159.29 | 6.561 | 0.7944 | 1952.6 | 2.147 | 195.87 | 0.7851 | | |
| 11 | 39.39 | 7.492 | 1.914 | 294.89 | 159.49 | 6.572 | 0.7945 | 1968.2 | 2.146 | 195.43 | 0.7825 | | |
| 12 | 39.29 | 7.492 | 1.911 | 295.27 | 160.81 | 6.583 | 0.7921 | 1985.5 | 2.140 | 196.00 | 0.7799 | | |
| 1995 01 | 39.16 | 7.490 | 1.901 | 295.70 | 164.52 | 6.573 | 0.7970 | 1999.0 | 2.131 | 196.12 | 0.7883 | | |
| 02 | 38.91 | 7.461 | 1.890 | 297.01 | 164.24 | 6.574 | 0.8051 | 2037.8 | 2.119 | 195.48 | 0.8008 | | |
| 03 | 38.24 | 7.419 | 1.853 | 301.42 | 169.27 | 6.562 | 0.8240 | 2226.4 | 2.077 | 194.97 | 0.8230 | | |
| 04 | 38.09 | 7.295 | 1.852 | 301.84 | 166.67 | 6.503 | 0.8233 | 2296.2 | 2.074 | 195.76 | 0.8339 | | |
| 05 | 38.28 | 7.283 | 1.860 | 301.50 | 162.79 | 6.581 | 0.8156 | 2182.8 | 2.083 | 195.94 | 0.8323 | | |
| 06 | 38.30 | 7.278 | 1.865 | 301.24 | 161.91 | 6.545 | 0.8163 | 2182.8 | 2.087 | 196.44 | 0.8348 | | |
| 07 | 38.41 | 7.276 | 1.868 | 303.12 | 161.01 | 6.500 | 0.8198 | 2164.7 | 2.092 | 196.28 | 0.8432 | | |
| 08 | 38.74 | 7.305 | 1.884 | 302.67 | 160.74 | 6.480 | 0.8127 | 2094.6 | 2.110 | 195.31 | 0.8317 | | |
| 09 | 38.76 | 7.306 | 1.884 | 303.99 | 161.76 | 6.498 | 0.8105 | 2081.5 | 2.111 | 196.35 | 0.8275 | | |
| 10 | 38.48 | 7.263 | 1.870 | 307.49 | 162.01 | 6.533 | 0.8194 | 2123.0 | 2.095 | 196.93 | 0.8379 | | |
| 1302 | Wechselkurs | | | | Exchange rate | | | | Taux de change | | | | |
| | <i>1 SZR = ... / 1 SDR = ... / 1 DTS = ...</i> | | | | | | | | | | | | |
| 1992 | 45.24 | 8.494 | 2.197 | 268.48 | 144.07 | 7.448 | 0.8273 | 1734.6 | 2.474 | 189.95 | 0.8018 | 1.410 | 178.44 |
| 1993 | 48.26 | 9.054 | 2.309 | 320.20 | 177.83 | 7.909 | 0.9536 | 2194.4 | 2.593 | 224.61 | 0.9296 | 1.400 | 155.18 |
| 1994 | 47.83 | 9.096 | 2.321 | 347.12 | 191.60 | 7.938 | 0.9567 | 2307.4 | 2.603 | 237.44 | 0.9351 | 1.430 | 146.24 |
| 1995 | | | | | | | | | | | | 1.470 | |
| 1994 08 | 46.88 | 8.997 | 2.275 | 344.60 | 188.86 | 7.797 | 0.9550 | 2302.2 | 2.555 | 232.41 | 0.9432 | 1.450 | 145.27 |
| 09 | 46.72 | 8.947 | 2.270 | 345.61 | 188.41 | 7.765 | 0.9478 | 2293.7 | 2.545 | 231.39 | 0.9361 | 1.460 | 144.63 |
| 10 | 46.20 | 8.788 | 2.245 | 344.11 | 186.61 | 7.686 | 0.9306 | 2287.4 | 2.516 | 229.45 | 0.9197 | 1.480 | 145.42 |
| 11 | 46.61 | 8.867 | 2.265 | 348.98 | 188.74 | 7.778 | 0.9403 | 2329.2 | 2.539 | 231.28 | 0.9260 | 1.470 | 144.23 |
| 12 | 46.93 | 8.947 | 2.283 | 352.61 | 192.05 | 7.862 | 0.9459 | 2371.1 | 2.556 | 234.06 | 0.9314 | 1.450 | 145.41 |
| 1995 01 | 46.26 | 8.848 | 2.246 | 349.29 | 194.33 | 7.764 | 0.9414 | 2361.3 | 2.518 | 231.67 | 0.9312 | 1.470 | 146.17 |
| 02 | 45.70 | 8.762 | 2.220 | 348.80 | 192.87 | 7.721 | 0.9455 | 2393.1 | 2.488 | 229.56 | 0.9405 | | 145.20 |
| 03 | 44.60 | 8.653 | 2.161 | 351.55 | 197.42 | 7.654 | 0.9610 | 2596.6 | 2.423 | 227.39 | 0.9599 | | 139.14 |
| 04 | 44.73 | 8.566 | 2.175 | 354.45 | 195.72 | 7.636 | 0.9669 | 2696.4 | 2.436 | 229.88 | 0.9793 | | 132.11 |
| 05 | 45.08 | 8.575 | 2.191 | 355.02 | 191.69 | 7.749 | 0.9604 | 2570.2 | 2.452 | 230.73 | 0.9800 | | 132.17 |
| 06 | 44.99 | 8.550 | 2.190 | 353.87 | 190.19 | 7.689 | 0.9589 | 2564.1 | 2.451 | 230.76 | 0.9806 | | 132.26 |
| 07 | 44.48 | 8.427 | 2.163 | 351.08 | 186.49 | 7.528 | 0.9495 | 2507.2 | 2.424 | 227.33 | 0.9766 | | 135.87 |
| 08 | 44.87 | 8.462 | 2.183 | 350.62 | 186.20 | 7.507 | 0.9414 | 2426.4 | 2.444 | 226.25 | 0.9634 | | 142.86 |
| 09 | 44.63 | 8.412 | 2.169 | 350.00 | 186.24 | 7.482 | 0.9332 | 2396.6 | 2.430 | 226.07 | 0.9528 | | 149.01 |
| 10 | 43.61 | 8.231 | 2.120 | 348.48 | 183.61 | 7.404 | 0.9287 | 2406.0 | 2.374 | 223.18 | 0.9496 | | 150.94 |

FINANZSTATISTIKEN

FINANCIAL STATISTICS

STATISTIQUES FINANCIERES

| | BFR | DKR | DM | DR | PTA | FF | IRL | LIT | HFL | ESC | UKL | USD | YEN | |
|-------------|--------------------|-------|-------|--------|--------|-------|----------------------|--------|-------|--------|--------|-----|-----------------------|--|
| 1303 | Wechselkurs | | | | | | Exchange rate | | | | | | Taux de change | |
| | | | | | | | <i>1 USD = ...</i> | | | | | | | |
| 1991 | 34.20 | 6.406 | 1.661 | 182.49 | 104.05 | 5.648 | 0.6219 | 1241.7 | 1.872 | 144.62 | 0.5677 | | 134.51 | |
| 1992 | 32.11 | 6.030 | 1.560 | 190.66 | 102.35 | 5.288 | 0.5873 | 1232.5 | 1.756 | 134.91 | 0.5698 | | 126.85 | |
| 1993 | 34.52 | 6.492 | 1.655 | 229.64 | 127.59 | 5.671 | 0.6839 | 1574.1 | 1.859 | 161.15 | 0.6664 | | 111.06 | |
| 1994 | 33.41 | 6.354 | 1.621 | 242.40 | 133.83 | 5.545 | 0.6682 | 1611.8 | 1.818 | 165.85 | 0.6530 | | 102.15 | |
| 1994 07 | 32.36 | 6.168 | 1.570 | 237.17 | 129.52 | 5.380 | 0.6549 | 1564.5 | 1.761 | 161.28 | 0.6470 | | 98.58 | |
| 08 | 32.24 | 6.186 | 1.565 | 236.96 | 129.86 | 5.361 | 0.6566 | 1583.0 | 1.757 | 159.81 | 0.6485 | | 99.89 | |
| 09 | 31.93 | 6.114 | 1.551 | 236.17 | 128.75 | 5.306 | 0.6477 | 1567.4 | 1.739 | 158.12 | 0.6397 | | 98.83 | |
| 10 | 31.29 | 5.951 | 1.520 | 233.00 | 126.36 | 5.205 | 0.6301 | 1548.8 | 1.703 | 155.37 | 0.6228 | | 98.47 | |
| 11 | 31.67 | 6.025 | 1.539 | 237.15 | 128.26 | 5.286 | 0.6390 | 1582.9 | 1.725 | 157.17 | 0.6293 | | 98.00 | |
| 12 | 32.32 | 6.162 | 1.572 | 242.85 | 132.27 | 5.414 | 0.6515 | 1633.0 | 1.760 | 161.21 | 0.6415 | | 100.15 | |
| 1995 01 | 31.57 | 6.037 | 1.532 | 238.34 | 132.59 | 5.298 | 0.6424 | 1611.2 | 1.718 | 158.08 | 0.6354 | | 99.73 | |
| 02 | 30.92 | 5.929 | 1.502 | 236.00 | 130.50 | 5.224 | 0.6397 | 1618.8 | 1.684 | 155.33 | 0.6363 | | 98.24 | |
| 03 | 29.04 | 5.634 | 1.407 | 228.88 | 128.52 | 4.983 | 0.6257 | 1690.3 | 1.578 | 148.05 | 0.6249 | | 90.60 | |
| 04 | 28.40 | 5.438 | 1.381 | 225.03 | 124.25 | 4.848 | 0.6138 | 1711.8 | 1.546 | 145.94 | 0.6217 | | 83.87 | |
| 05 | 28.98 | 5.513 | 1.408 | 228.20 | 123.21 | 4.982 | 0.6172 | 1651.8 | 1.576 | 148.31 | 0.6299 | | 84.97 | |
| 06 | 28.77 | 5.467 | 1.400 | 226.26 | 121.61 | 4.916 | 0.6131 | 1639.5 | 1.567 | 147.55 | 0.6270 | | 84.57 | |
| 07 | 28.56 | 5.410 | 1.389 | 225.40 | 119.73 | 4.833 | 0.6096 | 1609.7 | 1.556 | 145.95 | 0.6270 | | 87.23 | |
| 08 | 29.71 | 5.603 | 1.445 | 232.15 | 123.29 | 4.970 | 0.6233 | 1606.2 | 1.619 | 149.81 | 0.6378 | | 94.61 | |
| 09 | 30.08 | 5.670 | 1.462 | 235.91 | 125.53 | 5.043 | 0.6290 | 1615.1 | 1.638 | 152.38 | 0.6421 | | 100.43 | |

FINANZSTATISTIKEN

FINANCIAL STATISTICS

STATISTIQUES FINANCIERES

| | B | DK | D | GR | E | F | IRL | I | NL | P | UK | USA | JAP |
|-------------|---|----|------|---|------|------|------|---|------|------|-----|------|-----|
| 1306 | Zinssatz für Schatzwechsel (3 Monate) | | | Rate on 3-month treasury bills | | | | Taux des bons du trésor à 3 mois | | | | | |
| | % | | | | | | | | | | | | |
| 1992 | 9.4 | | 7.9 | 17.7 | 12.3 | 10.5 | | 14.5 | | 16.1 | 8.9 | 3.4 | 3.6 |
| 1993 | 8.1 | | | 18.2 | 11.2 | 8.4 | | 10.5 | | 12.2 | 5.3 | 3.0 | 2.2 |
| 1994 | 5.7 | | | 17.6 | 7.8 | 5.8 | | 8.8 | | 10.8 | 5.2 | 4.3 | 1.6 |
| 1995 | | | | 14.7 | 9.0 | | | | | 9.9 | | | |
| | % | | | | | | | | | | | | |
| 1994 07 | 5.6 | | | 18.0 | 7.5 | 5.7 | | 8.6 | | 12.5 | 5.1 | 4.3 | 1.6 |
| 08 | 5.5 | | | 18.0 | 7.5 | 5.6 | | 9.2 | | 11.7 | 5.3 | 4.5 | 1.6 |
| 09 | 5.4 | | | 18.0 | 7.7 | 5.6 | | 9.2 | | 11.0 | 5.4 | 4.6 | 1.6 |
| 10 | 5.2 | | | 16.5 | 7.6 | 5.5 | | 9.5 | | 10.1 | 5.5 | 5.0 | 1.6 |
| 11 | 5.1 | | | 16.0 | 7.6 | 5.5 | | 9.2 | | 9.9 | 5.6 | 5.3 | 1.6 |
| 12 | 5.3 | | | 15.8 | 7.7 | 5.8 | | 9.3 | | 10.5 | 5.8 | 5.6 | 1.6 |
| 1995 01 | 5.3 | | | 15.8 | 8.3 | 5.9 | | 9.4 | | 10.6 | 5.9 | 5.7 | 1.6 |
| 02 | 5.4 | | | 15.5 | 8.3 | 5.9 | | 9.7 | | 9.9 | 6.2 | 5.8 | 1.6 |
| 03 | 6.3 | | | 15.3 | 8.9 | 8.2 | | 11.6 | | 10.7 | 6.1 | 5.7 | 1.6 |
| 04 | 5.3 | | | 15.0 | 8.8 | 8.0 | | 11.4 | | 10.8 | 6.3 | 5.7 | 0.9 |
| 05 | 5.2 | | | 14.8 | 9.0 | 7.6 | | 10.6 | | 10.0 | 6.2 | 5.7 | 0.9 |
| 06 | 4.6 | | | 14.5 | 9.3 | 7.3 | | 11.1 | | 9.8 | 6.4 | 5.5 | 0.9 |
| 07 | 4.5 | | | 14.3 | 9.4 | 6.5 | | 11.0 | | 9.4 | 6.6 | 5.4 | 0.6 |
| 08 | 4.4 | | | 13.8 | 9.4 | 6.0 | | 10.6 | | 9.2 | 6.6 | 5.4 | 0.6 |
| 09 | 4.2 | | | 13.4 | 9.2 | 6.0 | | 10.8 | | 9.1 | 6.5 | 5.3 | 0.4 |
| 1307 | Geldvolumen Bestände am Periodenende: M1 | | | Money supply end of period: M1 | | | | Disponibilités monétaires fin de période: M1 | | | | | |
| | T/T-1 % | | | | | | | | | | | | |
| 1991 | 1.3 | | 3.4 | 10.1 | 11.6 | -4.7 | 0.7 | | 4.4 | 15.0 | | 8.6 | 9.5 |
| 1992 | 0.1 | | 10.8 | 12.9 | -0.8 | 1.2 | 0.9 | | 4.1 | 17.0 | | 14.0 | 3.9 |
| 1993 | 7.3 | | 8.5 | 13.0 | 3.5 | -0.1 | 22.0 | | 10.8 | 7.2 | | 10.3 | 7.0 |
| 1994 | 2.0 | | 5.2 | 25.4 | 7.2 | 3.0 | 13.1 | | 1.7 | 7.3 | | 1.7 | 4.2 |
| | T/T-12 % | | | | | | | | | | | | |
| 1994 05 | 9.4 | | 11.1 | 8.3 | 7.8 | -0.4 | 21.9 | | 7.1 | 8.9 | | 7.1 | 4.9 |
| 06 | 7.4 | | 11.2 | 12.7 | 8.2 | 0.2 | 19.7 | | 6.5 | 6.1 | | 6.5 | 5.3 |
| 07 | 7.3 | | 10.1 | 15.0 | 10.2 | 4.5 | 18.0 | | 5.5 | 5.5 | | 6.2 | 6.1 |
| 08 | 9.5 | | 9.6 | 13.8 | 9.4 | 2.8 | 18.3 | | 6.9 | 5.2 | | 5.2 | 6.4 |
| 09 | 9.1 | | 8.9 | 19.9 | 10.2 | 2.4 | 11.6 | | 5.3 | 6.5 | | 4.3 | 5.0 |
| 10 | 9.9 | | 9.1 | 25.9 | 9.8 | 2.8 | 14.5 | | 4.1 | 8.1 | | 3.2 | 1.9 |
| 11 | 8.9 | | 6.2 | 21.9 | 8.5 | 2.8 | 15.9 | | 4.6 | 11.5 | | 2.3 | 5.0 |
| 12 | 2.0 | | 5.2 | 25.4 | 7.2 | 3.0 | 13.1 | | 1.7 | 7.3 | | 1.7 | 4.2 |
| 1995 01 | 2.8 | | 3.4 | 17.2 | 6.0 | -0.9 | 13.6 | | 1.0 | 8.0 | | 1.4 | 5.4 |
| 02 | -0.0 | | 3.8 | 19.0 | 6.6 | -0.8 | 13.6 | | 2.4 | 8.6 | | 0.8 | 4.3 |
| 03 | -5.1 | | 3.3 | 19.6 | 5.3 | -0.9 | 8.9 | | 1.3 | 7.0 | | 0.5 | 4.3 |
| 04 | -10.8 | | 2.8 | 11.9 | 6.0 | -0.7 | 10.3 | | 2.1 | 11.8 | | 0.5 | 5.4 |
| 05 | -0.6 | | 3.4 | 20.3 | 4.6 | 0.3 | 9.8 | | 2.3 | 12.1 | | -0.1 | |
| 06 | | | 2.2 | 21.3 | | 1.5 | 9.7 | | 2.7 | 18.8 | | | |
| 07 | | | 3.4 | 17.9 | | | 8.5 | | 3.1 | | | | |

FINANZSTATISTIKEN

FINANCIAL STATISTICS

STATISTIQUES FINANCIERES

| | B | DK | D(*) | GR | E | F | IRL | I | NL | P | UK | USA | JAP | |
|-------------|---|-------|--------|---|-------|---|-------|-------|-----|--|-------|------|------|--|
| 1308 | Spareinlagen Bestandände am Periodenende | | | Savings deposits end of period | | | | | | Dépôts d'épargne fin de période | | | | |
| | | | | <i>T/T-4 %</i> | | | | | | | | | | |
| 1994 III | | | 12.5 | | 9.0 | | 12.0 | | 1.5 | 7.4 | | | -1.8 | |
| IV | | | 9.4 | | 5.8 | | 10.5 | | 1.9 | 7.5 | | | | |
| 1995 I | | | 8.8 | | 4.1 | | | | 3.5 | | | | | |
| II | | | 9.2 | | | | | | 5.1 | | | | | |
| | | | | <i>T/T-12 %</i> | | | | | | | | | | |
| 1994 05 | | | 12.4 | | 8.4 | | 17.6 | | 1.4 | 7.4 | | | 1.8 | |
| 06 | | | 12.6 | | 9.0 | | 16.7 | | 1.2 | 5.6 | | | 0.6 | |
| 07 | | | 12.9 | | 9.0 | | 15.0 | | 1.4 | 3.6 | | | 0.2 | |
| 08 | | | 12.8 | | 8.9 | | 13.0 | | 1.3 | 1.8 | | | -0.9 | |
| 09 | | | 12.5 | | 9.0 | | 12.0 | | 1.5 | 7.4 | | | -1.8 | |
| 10 | | | 12.0 | | 7.8 | | 12.2 | | 1.7 | 7.7 | | | -2.8 | |
| 11 | | | 1014.6 | | 7.7 | | 11.5 | | 1.8 | 7.7 | | | -4.2 | |
| 12 | | | 9.4 | | 5.8 | | 10.5 | | 1.9 | 7.5 | | | | |
| 1995 01 | | | 8.8 | | 5.8 | | 8.6 | | 4.2 | | | | | |
| 02 | | | 8.7 | | 5.4 | | 8.4 | | 4.0 | | | | | |
| 03 | | | 8.8 | | 4.1 | | | | 3.5 | | | | | |
| 04 | | | 9.0 | | 4.5 | | | | 3.4 | | | | | |
| 05 | | | 9.1 | | 3.4 | | | | 4.1 | | | | | |
| 06 | | | 9.2 | | | | | | 5.1 | | | | | |
| 07 | | | | | | | | | 5.4 | | | | | |
| 1310 | Aktienkurse | | | Index of share quotations | | | | | | Cours des actions | | | | |
| | | | | <i>1985 = 100</i> | | | | | | | | | | |
| 1991 | 190.4 | 157.9 | 141.3 | | 311.2 | | 172.2 | 136.0 | | 190.3 | 190.9 | 85.0 | | |
| 1992 | 187.4 | 144.6 | 137.4 | | 269.9 | | 140.9 | 142.4 | | 198.7 | 211.1 | 62.9 | | |
| 1993 | 206.8 | 147.7 | 147.5 | | 317.6 | | 168.3 | 167.8 | | 228.2 | 230.9 | 70.5 | | |
| 1994 | 230.7 | 176.2 | 168.2 | | 368.4 | | 209.7 | 195.5 | | 245.2 | 235.1 | 73.7 | | |
| | | | | <i>1985 = 100</i> | | | | | | | | | | |
| 1994 06 | 229.4 | 173.4 | 165.7 | | 351.6 | | 221.5 | 184.0 | | 233.9 | 232.4 | 78.0 | | |
| 07 | 225.7 | 179.6 | 165.8 | | 367.5 | | 216.0 | 194.4 | | 237.3 | 230.6 | 76.0 | | |
| 08 | 232.4 | 166.7 | 170.2 | | 365.5 | | 210.9 | 199.4 | | 249.5 | 236.9 | 76.0 | | |
| 09 | 225.0 | 166.9 | 167.1 | | 348.4 | | 207.8 | 190.7 | | 242.8 | 238.4 | 73.0 | | |
| 10 | 216.0 | 169.2 | 160.2 | | 347.1 | | 195.6 | 195.9 | | 236.9 | 236.1 | 73.0 | | |
| 11 | 218.0 | 165.5 | 161.5 | | 353.2 | | 195.6 | 194.0 | | 239.1 | 233.6 | 70.0 | | |
| 12 | 220.0 | 168.2 | 160.9 | | 333.9 | | 190.6 | 196.7 | | 234.4 | 230.0 | 70.0 | | |
| 1995 01 | 217.0 | 169.7 | 159.9 | | 329.7 | | 202.4 | 195.0 | | 235.7 | 234.6 | 68.0 | | |
| 02 | 215.0 | 172.5 | 161.5 | | 326.7 | | 204.1 | 174.8 | | 235.7 | 242.3 | 65.0 | | |
| 03 | 208.0 | 164.1 | 154.9 | | 314.9 | | 188.3 | 189.0 | | 235.8 | 246.8 | 60.0 | | |
| 04 | 217.0 | 168.9 | 152.6 | | 332.7 | | 188.5 | 197.8 | | 244.3 | 253.8 | 60.0 | | |
| 05 | 229.0 | 172.4 | 157.5 | | 345.4 | | 199.8 | 204.5 | | 251.3 | 260.7 | | | |
| 06 | 226.0 | 169.8 | 160.9 | | 344.0 | | 192.0 | 203.1 | | 255.4 | 267.8 | | | |
| 07 | 229.0 | 180.2 | | | 359.9 | | 195.3 | 213.5 | | 261.1 | 275.8 | | | |
| 08 | 232.0 | 180.4 | | | | | 201.9 | 213.2 | | 266.8 | 277.6 | | | |

FINANZSTATISTIKEN

FINANCIAL STATISTICS

STATISTIQUES FINANCIERES

| | B | DK | D(*) | GR | E | F | IRL | I | NL | P | UK | USA | JAP |
|-------------|--|------|------|--|------|-----|-----|------|--|------|------|-----|-----|
| 1311 | Anleihen des öffentlichen Sektors – Rendite | | | Yield on fixed interest government securities | | | | | Obligations du secteur public rendement | | | | |
| | % | | | | | | | | | | | | |
| 1992 | 8.7 | 8.9 | 8.0 | | 12.2 | 9.0 | 9.1 | 13.3 | 8.2 | 11.7 | 9.1 | 7.5 | 5.3 |
| 1993 | 7.2 | 7.2 | 6.3 | | 10.1 | 7.0 | 7.7 | 11.3 | 6.3 | 10.3 | 7.9 | 6.5 | 4.3 |
| 1994 | 7.7 | 7.9 | 6.7 | | 9.7 | 7.5 | 8.2 | 10.6 | 6.7 | 10.2 | 8.1 | 7.4 | 4.5 |
| 1995 | | | | | | | | 12.4 | | 11.5 | | | |
| | % | | | | | | | | | | | | |
| 1994 07 | 7.9 | 8.0 | 6.7 | | 10.2 | 7.5 | 8.5 | 10.7 | 6.8 | 11.1 | 8.4 | 7.6 | 4.6 |
| 08 | 8.1 | 8.8 | 6.9 | | 10.4 | 8.0 | 8.6 | 11.5 | 7.0 | 11.2 | 8.5 | 7.6 | 4.9 |
| 09 | 8.5 | 9.0 | 7.3 | | 11.0 | 8.3 | 9.0 | 11.9 | 7.4 | 11.1 | 8.7 | 7.8 | 4.6 |
| 10 | 8.4 | 8.9 | 7.4 | | 10.9 | 8.5 | 8.8 | 11.9 | 7.4 | 10.9 | 8.6 | 8.0 | 4.7 |
| 11 | 8.3 | 8.6 | 7.3 | | 10.8 | 8.1 | 8.5 | 11.9 | 7.4 | 10.8 | 8.5 | 8.2 | 4.7 |
| 12 | 8.3 | 9.1 | 7.4 | | 11.1 | 8.4 | 8.8 | 12.1 | 7.4 | 11.1 | 8.4 | 8.0 | 4.5 |
| 1995 01 | 8.4 | 9.0 | 7.5 | | 11.7 | 8.2 | 8.7 | 12.4 | 7.5 | 11.7 | 8.6 | 7.9 | 4.6 |
| 02 | 8.2 | 8.8 | 7.3 | | 11.4 | 8.2 | 8.7 | 12.4 | 7.4 | 11.5 | 8.5 | 7.7 | 4.3 |
| 03 | 8.1 | 8.9 | 7.1 | | 12.1 | 8.0 | 8.7 | 13.4 | 7.1 | 11.5 | 8.5 | 7.5 | 3.8 |
| 04 | 7.8 | 8.7 | 6.8 | | 11.8 | 8.0 | 8.7 | 13.4 | 6.9 | 11.4 | 8.4 | 7.4 | 3.5 |
| 05 | 7.5 | 8.1 | 6.5 | | 11.3 | 7.6 | 8.1 | 12.3 | 6.6 | | 8.2 | 7.0 | 3.1 |
| 06 | 7.2 | 8.7 | 6.4 | | 11.4 | 7.8 | 8.5 | 12.4 | 6.5 | | 8.2 | 6.6 | 2.8 |
| 07 | 7.2 | 8.4 | 6.5 | | 11.2 | 7.5 | 8.4 | 12.2 | 6.6 | | 8.4 | 6.7 | 3.0 |
| 08 | 7.1 | 8.2 | 6.4 | | 10.8 | 7.4 | 8.2 | 11.7 | 6.5 | | 8.2 | 6.9 | 3.3 |
| 09 | 6.9 | 8.1 | 6.1 | | 10.6 | 7.7 | | 11.6 | 6.3 | | 8.1 | 6.6 | 2.9 |
| 1312 | Anleihen des privaten Sektors – Rendite | | | Yield on fixed interest private sector securities | | | | | Obligations du secteur privé rendement | | | | |
| | % | | | | | | | | | | | | |
| 1991 | | 10.7 | 8.9 | | 12.6 | 9.7 | | | 9.0 | 15.3 | 11.3 | 9.2 | 7.1 |
| 1992 | | 10.8 | 8.3 | | 12.3 | 9.3 | | | 8.4 | 13.3 | 10.4 | 8.5 | 5.9 |
| 1993 | | 10.5 | 6.5 | | 10.9 | 7.2 | | | 6.4 | | 9.0 | 7.5 | 5.0 |
| 1994 | | 9.9 | 6.8 | | 9.7 | 7.6 | | | 6.7 | | 9.1 | 8.2 | 5.0 |
| | % | | | | | | | | | | | | |
| 1994 07 | | 9.6 | 6.8 | | 9.9 | 7.6 | | | 6.8 | | 9.4 | 8.4 | 5.1 |
| 08 | | 10.1 | 7.0 | | 10.0 | 8.1 | | | 6.9 | | 9.5 | 8.4 | 5.2 |
| 09 | | 10.3 | 7.4 | | 10.7 | 8.4 | | | 7.4 | | 9.7 | 8.6 | 5.1 |
| 10 | | 10.2 | 7.5 | | 10.9 | 8.6 | | | 7.5 | | 9.6 | 8.8 | 5.2 |
| 11 | | 10.1 | 7.5 | | 10.9 | 8.2 | | | 7.5 | | 9.5 | 8.9 | 5.1 |
| 12 | | 10.2 | 7.5 | | 11.1 | 8.4 | | | 7.5 | | 9.4 | | 5.1 |
| 1995 01 | | 10.1 | 7.6 | | 11.5 | 8.4 | | | 7.6 | | | | 5.0 |
| 02 | | 10.0 | 7.4 | | 11.6 | 8.2 | | | 7.4 | | | 8.5 | 4.9 |
| 03 | | 10.0 | 7.2 | | 11.8 | 8.1 | | | 7.2 | | | 8.4 | 4.6 |
| 04 | | 9.9 | 6.8 | | 11.8 | 8.1 | | | 6.9 | | | 8.3 | 4.2 |
| 05 | | 9.7 | 6.6 | | 11.4 | 7.7 | | | 6.6 | | | 7.9 | 3.9 |
| 06 | | 9.6 | 6.4 | | 11.5 | 7.8 | | | 6.5 | | | 7.5 | 3.6 |
| 07 | | 9.6 | 6.5 | | 11.5 | 7.5 | | | 6.6 | | | | 3.7 |
| 08 | | 9.4 | 6.4 | | 11.0 | 7.4 | | | 6.4 | | | | 3.9 |
| 09 | | 9.5 | 6.1 | | 10.8 | 7.7 | | | 6.2 | | | | 3.6 |

ZAHLUNGSBILANZ

BALANCE OF PAYMENTS

BALANCE DES PAIEMENTS

| | EUR | UEBL | DK | D(*) | GR | E | F | IRL | I | NL | P | UK | USA | JAP |
|-------------|-------------------------------|------|------|--------|--------------------|-------|------|------|-------|---------------------|-------|-------|--------|--------|
| 1401 | Warenhandel | | | | Merchandise | | | | | Marchandises | | | | |
| | <i>Mio ECU</i> | | | | | | | | | | | | | |
| 1992 I | -6569 | -385 | 1226 | 6083 | -2153 | -5970 | -22 | 944 | -2167 | 2304 | -1569 | -4860 | -10846 | 24843 |
| II | -6030 | 595 | 1276 | 4616 | -2291 | -6747 | 734 | 1372 | -930 | 2113 | -1854 | -4913 | -16402 | 24791 |
| III | -184 | 273 | 1307 | 8293 | -2051 | -6192 | -89 | 1121 | 2631 | 1886 | -1839 | -5524 | -23414 | 24489 |
| IV | 3164 | 571 | 1751 | 6006 | -2466 | -5018 | 765 | 1164 | 2620 | 2478 | -2016 | -2690 | -22939 | 28033 |
| 1993 I | 7933 | 70 | 1439 | 10406 | -2024 | -3233 | 192 | 1153 | 3678 | 2137 | -1593 | -4290 | -20126 | 29501 |
| II | 9779 | 821 | 1706 | 8311 | -2299 | -3682 | 1312 | 1700 | 6537 | 2445 | -1832 | -5241 | -25331 | 27568 |
| III | 12796 | 1003 | 1647 | 8132 | -2093 | -3538 | 1510 | 1307 | 8585 | 2493 | -1081 | -5170 | -36678 | 32549 |
| IV | 23932 | 1263 | 1882 | 12084 | -2602 | -2940 | 2773 | 1805 | 9440 | 4006 | -1367 | -2413 | -31447 | 31351 |
| 1994 I | 14532 | 428 | 1362 | 10726 | -2497 | -1724 | 818 | 1318 | 6406 | 2856 | -1139 | -4023 | -28226 | 32510 |
| II | 15922 | 1008 | 1360 | 12312 | -2557 | -3788 | 1737 | 1712 | 7449 | 2684 | -1608 | -4387 | -32902 | 30109 |
| III | 17210 | 985 | 1603 | 10665 | | -3842 | 1365 | 1907 | 8570 | 2556 | -1149 | -3257 | -40772 | 30388 |
| IV | | 1128 | | 13790 | | -3456 | 3195 | 2018 | 7352 | 2992 | -1798 | -2024 | -37332 | 29866 |
| 1402 | Dienstleistungsverkehr | | | | Services | | | | | Services | | | | |
| | <i>Mio ECU</i> | | | | | | | | | | | | | |
| 1992 I | 89 | 533 | 633 | -7372 | 661 | 1579 | 3210 | -210 | -1071 | -316 | 31 | 2412 | 12192 | -9564 |
| II | 4365 | 743 | 678 | -8347 | 1200 | 2457 | 4669 | -185 | 514 | 391 | 167 | 2078 | 9805 | -9042 |
| III | -1058 | 84 | 799 | -11190 | 1263 | 4107 | 3942 | -43 | -2088 | -35 | 462 | 1641 | 10751 | -9322 |
| IV | 1409 | 1306 | 674 | -8274 | 896 | 2438 | 3551 | -243 | -1430 | 193 | 162 | 2136 | 11071 | -8493 |
| 1993 I | -2286 | 830 | 178 | -8803 | 519 | 1934 | 2476 | -242 | -1177 | -448 | -87 | 2534 | 13045 | -9215 |
| II | 807 | 891 | 387 | -10103 | 1020 | 2314 | 4108 | -184 | 425 | 430 | 124 | 1394 | 10217 | -9827 |
| III | 1444 | 461 | 785 | -12281 | 1672 | 4243 | 4495 | 25 | -278 | -352 | 599 | 2075 | 12371 | -10311 |
| IV | 3963 | 1152 | 513 | -9391 | 1098 | 2385 | 4081 | -330 | 721 | 1314 | 65 | 2357 | 11518 | -10544 |
| 1994 I | -925 | 1155 | 102 | -9787 | 624 | 2082 | 3640 | -272 | -725 | 126 | -92 | 2222 | 12336 | -10354 |
| II | 2807 | 1370 | 540 | -10530 | 997 | 3379 | 4481 | -143 | 743 | 813 | 133 | 1023 | 10624 | -10692 |
| III | 186 | 500 | 733 | -14344 | | 4768 | 4941 | -210 | 287 | -266 | 525 | 1249 | 12765 | -11942 |
| IV | | 926 | | -10563 | | 2972 | 3774 | -403 | 364 | 642 | -67 | 2038 | 12538 | -10635 |
| 1403 | Transport | | | | Transport | | | | | Transport | | | | |
| | <i>Mio ECU</i> | | | | | | | | | | | | | |
| 1992 I | -2338 | 331 | 93 | -1183 | -131 | 87 | -354 | 97 | -1155 | 602 | -237 | -485 | 1259 | -1948 |
| II | -1985 | 268 | 31 | -916 | -105 | 23 | -286 | 147 | -1283 | 637 | -204 | -297 | 1038 | -1722 |
| III | -1678 | 260 | 79 | -1144 | -136 | 147 | -314 | 185 | -1101 | 674 | -187 | -140 | 1183 | -1782 |
| IV | -1469 | 331 | 125 | -1026 | -91 | 99 | -280 | 106 | -1039 | 658 | -228 | -124 | 852 | -1656 |
| 1993 I | -1772 | 349 | 58 | -1191 | -91 | 42 | -382 | 87 | -628 | 534 | -214 | -335 | 916 | -1890 |
| II | -1799 | 333 | 29 | -1140 | -28 | -3 | -268 | 126 | -1118 | 526 | -194 | -62 | 621 | -2047 |
| III | -1063 | 316 | 251 | -1197 | -68 | 124 | -128 | 173 | -1031 | 595 | -34 | -64 | 982 | -2582 |
| IV | -922 | 372 | 139 | -805 | -68 | 41 | -277 | 107 | -820 | 738 | -180 | -167 | 728 | -2395 |
| 1994 I | -2132 | 417 | -36 | -1122 | -139 | 31 | -245 | 105 | -969 | 562 | -207 | -530 | 827 | -2142 |
| II | -1833 | 465 | 156 | -1155 | -127 | 71 | -264 | 140 | -1229 | 655 | -196 | -351 | 499 | -2355 |
| III | -2012 | 452 | 112 | -1413 | | 108 | -223 | 167 | -1634 | 723 | -177 | -94 | 1076 | -2886 |
| IV | | 465 | | -1076 | | 72 | -167 | 113 | -1147 | 716 | -279 | -170 | 1008 | -2556 |
| 1404 | Fremdenverkehr | | | | Travel | | | | | Tourisme | | | | |
| | <i>Mio ECU</i> | | | | | | | | | | | | | |
| 1992 I | -147 | -319 | -148 | -3412 | 18 | 2423 | 1595 | -8 | 961 | -794 | 345 | -808 | 3349 | -4703 |
| II | 2079 | -409 | 14 | -4750 | 450 | 3138 | 2656 | 74 | 2103 | -466 | 433 | -1164 | 2375 | -4238 |
| III | -2563 | -957 | 191 | -7593 | 759 | 4510 | 2716 | 114 | 261 | -1418 | 709 | -1854 | 2994 | -4755 |
| IV | 168 | -289 | -82 | -3995 | 345 | 2767 | 1740 | 19 | 450 | -673 | 462 | -575 | 3044 | -4203 |
| 1993 I | -1599 | -403 | -178 | -4344 | 71 | 2326 | 1415 | 17 | 715 | -868 | 319 | -668 | 3906 | -4586 |
| II | 962 | -439 | 11 | -5469 | 508 | 2891 | 2575 | 102 | 2273 | -650 | 446 | -1287 | 3066 | -4458 |
| III | -480 | -841 | 135 | -8451 | 1127 | 4625 | 3190 | 158 | 1978 | -1513 | 705 | -1593 | 4251 | -5833 |
| IV | 874 | -276 | -111 | -4855 | 296 | 2884 | 1970 | 40 | 1868 | -576 | 370 | -737 | 3360 | -5044 |
| 1994 I | -1501 | -340 | -212 | -5317 | 122 | 2526 | 1884 | 10 | 1452 | -856 | 289 | -1059 | 3404 | -5599 |
| II | 1285 | -604 | -72 | -6327 | 495 | 3712 | 2574 | 68 | 3066 | -526 | 427 | -1529 | 3060 | -5432 |
| III | -1107 | -951 | 64 | -9288 | | 5186 | 2773 | 79 | 2861 | -1710 | 806 | -2150 | 4296 | -6325 |
| IV | | -270 | | -5155 | | 3223 | 1946 | 5 | 2457 | -755 | 461 | -882 | 3459 | -5523 |

ZAHLUNGSBILANZ

BALANCE OF PAYMENTS

BALANCE DES PAIEMENTS

| | EUR | UEBL | DK | D(*) | GR | E | F | IRL | I | NL | P | UK | USA | JAP |
|-------------|---|-------|-------|--------|------------------------------------|-------|--------|-------|--------|---|-------|--------|--------|--------|
| 1405 | Sonstige Dienstleistungen | | | | Other services | | | | | Autres services | | | | |
| | <i>Mio ECU</i> | | | | | | | | | | | | | |
| 1992 I | 2574 | 521 | 688 | -2777 | 774 | -930 | 1970 | -299 | -877 | -124 | -77 | 3705 | 7584 | -2913 |
| II | 4272 | 884 | 632 | -2681 | 855 | -704 | 2299 | -406 | -306 | 221 | -63 | 3540 | 6392 | -3082 |
| III | 3183 | 781 | 529 | -2453 | 640 | -550 | 1540 | -342 | -1248 | 710 | -59 | 3635 | 6573 | -2785 |
| IV | 2710 | 1265 | 631 | -3253 | 642 | -428 | 2091 | -368 | -842 | 208 | -72 | 2836 | 7176 | -2634 |
| 1993 I | 1084 | 885 | 298 | -3268 | 539 | -434 | 1443 | -346 | -1264 | -114 | -191 | 3537 | 8224 | -2738 |
| II | 1643 | 996 | 347 | -3495 | 540 | -574 | 1801 | -412 | -730 | 554 | -128 | 2743 | 6529 | -3323 |
| III | 2986 | 986 | 399 | -2633 | 613 | -505 | 1433 | -307 | -1225 | 566 | -72 | 3732 | 7137 | -1895 |
| IV | 4011 | 1056 | 486 | -3731 | 870 | -540 | 2387 | -477 | -327 | 1152 | -125 | 3261 | 7430 | -3105 |
| 1994 I | 2708 | 1078 | 351 | -3348 | 641 | -476 | 2001 | -387 | -1208 | 420 | -175 | 3812 | 8105 | -2613 |
| II | 3355 | 1509 | 456 | -3048 | 629 | -405 | 2170 | -351 | -1094 | 684 | -98 | 2903 | 7065 | -2905 |
| III | 3305 | 999 | 558 | -3642 | | -526 | 2392 | -456 | -939 | 721 | -104 | 3492 | 7393 | -2731 |
| IV | | 732 | | -4332 | | -323 | 1995 | -522 | -945 | 681 | -250 | 3090 | 8071 | -2556 |
| 1406 | Leistungsbilanz | | | | Current account | | | | | Balance courante | | | | |
| | <i>Mio ECU</i> | | | | | | | | | | | | | |
| 1992 I | -18209 | 297 | 781 | -3825 | -762 | -4093 | -1342 | 433 | -7720 | 1808 | 293 | -4080 | -1655 | 21867 |
| II | -15770 | 1475 | 738 | -4941 | -370 | -5596 | 1584 | 459 | -5017 | 842 | -185 | -4759 | -11590 | 22660 |
| III | -11375 | 1119 | 1279 | -4817 | -153 | -2659 | 404 | 578 | -4752 | 1211 | 283 | -3868 | -17418 | 20391 |
| IV | -2828 | 2232 | 452 | -2592 | -390 | -1994 | 2732 | 435 | -4126 | 1371 | -454 | -494 | -21189 | 25975 |
| 1993 I | -4676 | 2161 | 873 | -90 | -197 | -2013 | -682 | 584 | -1276 | 722 | -401 | -4357 | -10592 | 30198 |
| II | -2618 | 1585 | 990 | -1888 | -604 | -2454 | 1319 | 794 | 1804 | 1463 | -50 | -5577 | -20177 | 25994 |
| III | 5118 | 2698 | 1679 | -7964 | 1397 | 368 | 4000 | 542 | 3272 | 1607 | 1001 | -3480 | -29419 | 27872 |
| IV | 12751 | 3223 | 481 | -3543 | -1220 | 260 | 3158 | 694 | 5861 | 4448 | 16 | -628 | -29026 | 28193 |
| 1994 I | 4250 | 2257 | 759 | -1472 | -60 | -1027 | 1989 | 229 | 1853 | 1634 | -652 | -1260 | -22147 | 31052 |
| II | 3268 | 2680 | 349 | -417 | -887 | -2324 | 835 | 366 | 3234 | 2170 | 160 | -2899 | -30977 | 28690 |
| III | 4400 | 2473 | 1332 | -9699 | | -453 | 2264 | 950 | 4040 | 2206 | 300 | -71 | -38107 | 24152 |
| IV | | 2914 | | -4811 | | -615 | -702 | 1022 | 3903 | 2729 | -761 | 2001 | -38679 | 25230 |
| 1407 | Kapitalverkehr (ohne Währungsreserven) | | | | Capital, excluding reserves | | | | | Capitaux, à l'exclusion des réserves | | | | |
| | <i>Mio ECU</i> | | | | | | | | | | | | | |
| 1992 I | 6040 | -637 | -1092 | 5581 | -124 | 7380 | 868 | -204 | 4730 | -480 | 1362 | -11344 | 14298 | -27836 |
| II | 21336 | -1624 | -714 | 5161 | 774 | 9077 | -2233 | -1187 | 3770 | -1531 | 1706 | 8135 | 24909 | -23439 |
| III | 9246 | -804 | -985 | 45926 | 303 | -7711 | -5290 | -1844 | -20921 | 638 | -2435 | 2367 | 11819 | -14582 |
| IV | 3513 | -3017 | 3008 | -12126 | 1228 | -2959 | 824 | -630 | 17718 | -4982 | -943 | 5392 | 11852 | -16852 |
| 1993 I | -11209 | -2942 | 506 | -8846 | 395 | 290 | 2137 | 874 | 7989 | -7004 | -891 | -3716 | 3326 | -32693 |
| II | 6838 | -754 | -4215 | 3238 | 750 | 845 | -77 | 11 | 98 | -1207 | -170 | 8319 | 11799 | -16357 |
| III | -724 | -3766 | -494 | 16944 | 649 | -433 | -25554 | -1433 | 985 | 7653 | -1024 | 5748 | 31427 | -12336 |
| IV | -7271 | -3499 | -1267 | -7774 | 1996 | 384 | 5427 | -1022 | -997 | -8309 | -420 | 8210 | 26140 | -26974 |
| 1994 I | 15888 | -663 | -118 | 13895 | 356 | 1925 | 4495 | 147 | -1786 | 4124 | 394 | -6881 | 40295 | -31826 |
| II | -2792 | -2155 | -1282 | 7802 | 925 | 331 | -6525 | -723 | -3925 | -4765 | -1581 | 9106 | 32180 | -14362 |
| III | -13085 | -2159 | -1818 | 7252 | | 908 | -7614 | -2273 | -3621 | -4212 | 1167 | -2642 | 43829 | -11330 |
| IV | | -3192 | | -3387 | | 1520 | 7108 | -508 | -2145 | -1113 | 559 | -2884 | 37921 | -15941 |
| 1408 | Währungsreserven | | | | Reserves | | | | | Réserves | | | | |
| | <i>Mio ECU</i> | | | | | | | | | | | | | |
| 1992 I | -8636 | 175 | 664 | -2611 | 626 | -3021 | -1938 | -320 | 450 | -209 | -2012 | -441 | -839 | -103 |
| II | 1713 | -278 | -244 | -2431 | -103 | -2081 | -170 | 362 | 8651 | 94 | -1620 | -468 | 1148 | 1423 |
| III | 1163 | -649 | -734 | -43556 | 268 | 11770 | 2766 | 1421 | 28211 | -2910 | 2298 | 2277 | 1407 | -592 |
| IV | 2951 | 286 | -2828 | 14742 | -665 | 6024 | 339 | 114 | -15252 | -1535 | 1238 | 488 | 1238 | -1167 |
| 1993 I | 23367 | 581 | -1059 | 24151 | 91 | 2100 | -1877 | -1866 | -394 | -860 | 1925 | 574 | -832 | -1000 |
| II | 3002 | -517 | 2665 | 2067 | 58 | 1696 | -2339 | -844 | 151 | 792 | 224 | -951 | 671 | -14004 |
| III | -3833 | 1080 | -1035 | -12587 | -1950 | 568 | 18919 | -66 | -2371 | -5680 | -10 | -700 | -469 | -7711 |
| IV | -131 | 687 | -173 | 4886 | -837 | -347 | -6679 | 538 | 1402 | -35 | 268 | 160 | -579 | -623 |
| 1994 I | -5375 | -309 | 1288 | -546 | -368 | 547 | -4004 | -184 | -2222 | 121 | 673 | -372 | -53 | -4897 |
| II | -1482 | -265 | 14 | -2367 | 647 | 542 | -426 | -69 | -509 | -198 | 1520 | -370 | 3034 | -7624 |
| III | -2742 | -320 | 221 | -4290 | | -536 | -50 | 109 | 508 | -256 | -1086 | -255 | -130 | -4573 |
| IV | | 650 | | 825 | | -503 | -1053 | 271 | 457 | -75 | 190 | -353 | 1637 | -4265 |

ES Clasificación de las publicaciones de Eurostat**TEMA**

- 0 Diversos (rosa)
- 1 Estadísticas generales (azul oscuro)
- 2 Economía y finanzas (violeta)
- 3 Población y condiciones sociales (amarillo)
- 4 Energía e industria (azul claro)
- 5 Agricultura, silvicultura y pesca (verde)
- 6 Comercio exterior (rojo)
- 7 Comercio, servicios y transportes (naranja)
- 8 Medio ambiente (turquesa)
- 9 Investigación y desarrollo (marrón)

SERIE

- A Anuarios y estadísticas anuales
- B Estadísticas coyunturales
- C Cuentas y encuestas
- D Estudios e investigación
- E Métodos
- F Estadísticas breves

GR Ταξινόμηση των δημοσιεύσεων της Eurostat**ΘΕΜΑ**

- 0 Διάφορα (ροζ)
- 1 Γενικές στατιστικές (βαθύ μπλε)
- 2 Οικονομία και δημοσιονομικό (βιολετί)
- 3 Πληθυσμός και κοινωνικές συνθήκες (κίτρινο)
- 4 Ενέργεια και βιομηχανία (μπλε)
- 5 Γεωργία, δάση και αλιεία (πράσινο)
- 6 Εξωτερικό εμπόριο (κόκκινο)
- 7 Εμπόριο, υπηρεσίες και μεταφορές (πορτοκαλί)
- 8 Περιβάλλον (τουρκουάζ)
- 9 Έρευνα και ανάπτυξη (καφέ)

ΣΕΙΡΑ

- A Επετηρίδες και ετήσιες στατιστικές
- B Συγκυριακές στατιστικές
- C Λογαριασμοί και έρευνες
- D Μελέτες και έρευνα
- E Μέθοδοι
- F Στατιστικές εν συντομία

IT Classificazione delle pubblicazioni dell'Eurostat**TEMA**

- 0 Diverse (rosa)
- 1 Statistiche generali (blu)
- 2 Economia e finanze (viola)
- 3 Popolazione e condizioni sociali (giallo)
- 4 Energia e industria (azzurro)
- 5 Agricoltura, foreste e pesca (verde)
- 6 Commercio estero (rosso)
- 7 Commercio, servizi e trasporti (arancione)
- 8 Ambiente (turchese)
- 9 Ricerca e sviluppo (marrone)

SERIE

- A Annuari e statistiche annuali
- B Statistiche sulla congiuntura
- C Conti e indagini
- D Studi e ricerche
- E Metodi
- F Statistiche in breve

DA Klassifikation af Eurostats publikationer**EMNE**

- 0 Diverse (rosa)
- 1 Almene statistikker (mørkeblå)
- 2 Økonomi og finanser (violet)
- 3 Befolkning og sociale forhold (gul)
- 4 Energi og industri (blå)
- 5 Landbrug, skovbrug og fiskeri (grøn)
- 6 Udenrigshandel (rød)
- 7 Handel, tjenesteydelser og transport (orange)
- 8 Miljø (turkis)
- 9 Forskning og udvikling (brun)

SERIE

- A Årbøger og årlige statistikker
- B Konjunkturstatistikker
- C Tællinger og rundspørger
- D Undersøgelser og forskning
- E Metoder
- F Statistikoversigter

EN Classification of Eurostat publications**THEME**

- 0 Miscellaneous (pink)
- 1 General statistics (midnight blue)
- 2 Economy and finance (violet)
- 3 Population and social conditions (yellow)
- 4 Energy and industry (blue)
- 5 Agriculture, forestry and fisheries (green)
- 6 External trade (red)
- 7 Distributive trades, services and transport (orange)
- 8 Environment (turquoise)
- 9 Research and development (brown)

SERIES

- A Yearbooks and yearly statistics
- B Short-term statistics
- C Accounts and surveys
- D Studies and research
- E Methods
- F Statistics in focus

NL Classificatie van de publicaties van Eurostat**ONDERWERP**

- 0 Diverse (roze)
- 1 Algemene statistiek (donkerblauw)
- 2 Economie en financiën (paars)
- 3 Bevolking en sociale voorwaarden (geel)
- 4 Energie en industrie (blauw)
- 5 Landbouw, bosbouw en visserij (groen)
- 6 Buitenlandse handel (rood)
- 7 Handel, diensten en vervoer (oranje)
- 8 Milieu (turkoois)
- 9 Onderzoek en ontwikkeling (bruin)

SERIE

- A Jaarboeken en jaarstatistieken
- B Conjunctuurstatistieken
- C Rekeningen en enquêtes
- D Studies en onderzoeken
- E Methoden
- F Statistieken in het kort

DE Gliederung der Veröffentlichungen von Eurostat**THEMENKREIS**

- 0 Verschiedenes (rosa)
- 1 Allgemeine Statistik (dunkelblau)
- 2 Wirtschaft und Finanzen (violett)
- 3 Bevölkerung und soziale Bedingungen (gelb)
- 4 Energie und Industrie (blau)
- 5 Land- und Forstwirtschaft, Fischerei (grün)
- 6 Außenhandel (rot)
- 7 Handel, Dienstleistungen und Verkehr (orange)
- 8 Umwelt (türkis)
- 9 Forschung und Entwicklung (braun)

REIHE

- A Jahrbücher und jährliche Statistiken
- B Konjunkturstatistiken
- C Konten und Erhebungen
- D Studien und Forschungsergebnisse
- E Methoden
- F Statistik kurzgefaßt

FR Classification des publications d'Eurostat**THÈME**

- 0 Divers (rose)
- 1 Statistiques générales (bleu nuit)
- 2 Économie et finances (violet)
- 3 Population et conditions sociales (jaune)
- 4 Énergie et industrie (bleu)
- 5 Agriculture, sylviculture et pêche (vert)
- 6 Commerce extérieur (rouge)
- 7 Commerce, services et transports (orange)
- 8 Environnement (turquoise)
- 9 Recherche et développement (brun)

SÉRIE

- A Annuaire et statistiques annuelles
- B Statistiques conjoncturelles
- C Comptes et enquêtes
- D Études et recherche
- E Méthodes
- F Statistiques en bref

PT Classificação das publicações do Eurostat**TEMA**

- 0 Diversos (rosa)
- 1 Estatísticas gerais (azul-escuro)
- 2 Economia e finanças (violeta)
- 3 População e condições sociais (amarelo)
- 4 Energia e indústria (azul)
- 5 Agricultura, silvicultura e pesca (verde)
- 6 Comércio externo (vermelho)
- 7 Comércio, serviços e transportes (laranja)
- 8 Ambiente (turquesa)
- 9 Investigação e desenvolvimento (castanho)

SÉRIE

- A Anuários e estatísticas anuais
- B Estatísticas conjunturais
- C Contas e inquéritos
- D Estudos e investigação
- E Métodos
- F Estatísticas breves

BELGIQUE / BELGIË

**Moniteur belge/
Belgisch Staatsblad**
Rue de Louvain 42/Leuvenseweg 42
B-1000 Bruxelles/B-1000 Brussel
Tél. (02) 512 00 26
Fax (02) 511 01 84

Jean De Lannoy
Avenue du Roi 202/Koningslaan 202
B-1060 Bruxelles/B-1060 Brussel
Tél. (02) 538 51 69
Fax (02) 538 08 41

Autres distributeurs/
Overige verkooppunten:

**Librairie européenne/
Europese boekhandel**
Rue de la Loi 244/Welstraat 244
B-1040 Bruxelles/B-1040 Brussel
Tél. (02) 231 04 35
Fax (02) 735 08 60

Document delivery:

Credoc
Rue de la Montagne 34/Bergstraat 34
Boîte 11/Bus 11
B-1000 Bruxelles/B-1000 Brussel
Tél. (02) 511 69 41
Fax (02) 513 31 95

DANMARK

J. H. Schultz Information A/S
Herstedvang 10-12
DK-2620 Albertslund
Tlf. 43 63 23 00
Fax (Sales) 43 63 19 69
Fax (Management) 43 63 19 49

DEUTSCHLAND

Bundesanzeiger Verlag
Postfach 10 05 34
D-50445 Köln
Tel. (02 21) 20 29-0
Fax (02 21) 2 02 92 78

GREECE/ΕΛΛΑΔΑ

G.C. Eleftheroudakis SA
International Bookstore
Nikis Street 4
GR-10563 Athens
Tel. (01) 322 63 23
Fax 323 98 21

ESPAÑA

Mundi-Preisa Libros, SA
Castelló, 37
E-28001 Madrid
Tel. (91) 431 33 99 (Libros)
431 32 22 (Suscripciones)
435 36 37 (Dirección)
Fax (91) 575 39 98

Boletín Oficial del Estado

Trafalgar, 27-29
E-28071 Madrid
Tel. (91) 538 22 95
Fax (91) 538 23 49

Sucursal:

Librería Internacional AEDOS
Consejo de Ciento, 391
E-08009 Barcelona
Tel. (93) 488 34 92
Fax (93) 487 76 59

**Librería de la Generalitat
de Catalunya**

Rambla dels Estudis, 118 (Palau Moja)
E-08002 Barcelona
Tel. (93) 302 68 35
Tel. (93) 302 64 62
Fax (93) 302 12 99

FRANCE

**Journal officiel
Service des publications
des Communautés européennes**
26, rue Desaix
F-75727 Paris Cedex 15
Tél. (1) 40 58 77 01/31
Fax (1) 40 58 77 00

IRELAND

Government Supplies Agency
4-5 Harcourt Road
Dublin 2
Tel. (1) 66 13 111
Fax (1) 47 52 760

ITALIA

Licosa SpA
Via Duca di Calabria 1/1
Casella postale 552
I-50125 Firenze
Tel. (055) 64 54 15
Fax 64 12 57

GRAND-DUCHÉ DE LUXEMBOURG

Messageries du livre
5, rue Raiffeisen
L-2411 Luxembourg
Tél. 40 10 20
Fax 49 06 61

NEDERLAND

SDU Servicecentrum Uitgeverijen
Postbus 20014
2500 EA 's-Gravenhage
Tel. (070) 37 89 880
Fax (070) 37 89 783

ÖSTERREICH

**Manz'sche Verlags-
und Universitätsbuchhandlung**
Kohlmarkt 16
A-1014 Wien
Tel. (1) 531 610
Fax (1) 531 61-181

Document delivery:

Wirtschaftskammer
Wiedner Hauptstraße
A-1045 Wien
Tel. (0222) 50105-4356
Fax (0222) 50206-297

PORTUGAL

Imprensa Nacional — Casa da Moeda, EP
Rua Marquês Sá da Bandeira, 16-A
P-1099 Lisboa Codex
Tel. (01) 353 03 99
Fax (01) 353 02 94/384 01 32

**Distribuidora de Livros
Bertrand, Ld.***

Grupo Bertrand, SA
Rua das Terras dos Vales, 4-A
Apartado 37
P-2700 Amadora Codex
Tel. (01) 49 59 050
Fax 49 60 255

SUOMI/FINLAND

Akateeminen Kirjakauppa
Akademiska Bokhandeln
Pohjoisesplanadi 39 / Norra esplanaden 39
PL / PB 128
FIN-00101 Helsinki / Helsingfors
Tel. (90) 121 4322
Fax (90) 121 44 35

SVERIGE

BTJ AB
Traktorvägen 11
Box 200
S-221 00 Lund
Tel. (046) 18 00 00
Fax (046) 18 01 25

UNITED KINGDOM

HMSO Books (Agency section)
HMSO Publications Centre
51 Nine Elms Lane
London SW8 5DR
Tel. (0171) 873 9090
Fax (0171) 873 8463

ICELAND

**BOKABUD
LAKUSAR BLÖNDAL**
Skólavörðustíg, 2
IS-101 Reykjavik
Tel. 551 56 50
Fax 552 55 60

NORGE

NIC Info a/s
Boks 6512 Etterstad
0606 Oslo
Tel. (22) 57 33 34
Fax (22) 68 19 01

SCHWEIZ/SUISSE/SVIZZERA

OSÉC
Stampfenbachstraße 85
CH-8035 Zürich
Tel. (01) 365 54 49
Fax (01) 365 54 11

BÄLGARIJA

Europress Klasica BK Ltd
66, bd Vitoshia
BG-1463 Sofia
Tel./Fax (2) 52 74 75

ČESKÁ REPUBLIKA

NIS ČR
Havelkova 22
CZ-130 00 Praha 3
Tel./Fax (2) 24 22 94 33

HRVATSKA

Mediatrade
P. Hatza 1
HR-4100 Zagreb
Tel./Fax (041) 43 03 92

MAGYARORSZÁG

Euro-Info-Service
Európá Ház
Margitsziget
H-1138 Budapest
Tel./Fax (1) 111 60 61, (1) 111 62 16

POLSKA

Business Foundation
ul. Krucza 38/42
PL-00-512 Warszawa
Tel. (2) 621 99 93, 628 28 82
International Fax&Phone (0-39) 12 00 77

ROMÂNIA

Euromedia
65, Strada Dionisie Lupu
RO-70184 Bucuresti
Tel./Fax 1-31 29 646

RUSSIA

CCEC
9,60-Ieliya Oktyabrya Avenue
117312 Moscow
Tel./Fax (095) 135 52 27

SLOVAKIA

**Slovak Technical
Library**
Nám. slobody 19
SLO-812 23 Bratislava 1
Tel. (7) 52 204 52
Fax (7) 52 957 85

CYPRUS

**Cyprus Chamber of Commerce
and Industry**
Chamber Building
38 Grivas Dhigenis Ave
3 Deligiorgis Street
PO Box 1455
Nicosia
Tel. (2) 44 95 00, 46 23 12
Fax (2) 36 10 44

MALTA

Miller Distributors Ltd
PO Box 25
Malta International Airport LQA 05 Malta
Tel. 66 44 88
Fax 67 67 99

TÜRKIYE

Pres AS
Dünya Infotel
TR-80050 Tünel-Istanbul
Tel. (1) 251 91 90/251 96 96
Fax (1) 251 91 97

ISRAEL

Roy International
17, Shimon Hatarssi Street
P.O.B. 13056
61130 Tel Aviv
Tel. (3) 546 14 23
Fax (3) 546 14 42

Sub-agent for the Palestinian Authority:

INDEX Information Services
PO Box 19502
Jerusalem
Tel. (2) 27 16 34
Fax (2) 27 12 19

EGYPT/
MIDDLE EAST

Middle East Observer
41 Sherif St.
Cairo
Tel/Fax (2) 393 97 32

UNITED STATES OF AMERICA/
CANADA

UNIPUB
4611-F Assembly Drive
Lanham, MD 20706-4391
Tel. Toll Free (800) 274 48 88
Fax (301) 459 00 56

CANADA

Subscriptions only
Uniquement abonnements
Renouf Publishing Co. Ltd
1294 Algoma Road
Ottawa, Ontario K1B 3W8
Tel. (613) 741 43 33
Fax (613) 741 54 39

AUSTRALIA

Hunter Publications
58A Gipps Street
Collingwood
Victoria 3066
Tel. (3) 9417 53 G1
Fax (3) 9419 71 54

JAPAN

Procurement Services Int. (PSI-Japan)
Kyoku Dome Postal Code 102
Tokyo Kojimachi Post Office
Tel. (03) 32 34 69 21
Fax (03) 32 34 69 15

Sub-agent:

**Kinokuniya Company Ltd
Journal Department**
PO Box 55 Chitose
Tokyo 156
Tel. (03) 34 39-0124

SOUTH and EAST ASIA

Legal Library Services Ltd
Orchard
PO Box 0523
Singapore 9123
Tel. 243 24 98
Fax 243 24 79

SOUTH AFRICA

Safto
5th Floor, Export House
Cnr Maude & West Streets
Sandton 2146
Tel. (011) 883-3737
Fax (011) 883-6569

ANDERE LÄNDER
OTHER COUNTRIES
AUTRES PAYS

**Office des publications officielles
des Communautés européennes**
2, rue Mercier
L-2985 Luxembourg
Tél. 29 29-1
Télex PUBOF LU 1324 b
Fax 48 85 73, 48 68 17

Preis in Luxemburg (ohne MwSt.) / Price (excluding VAT) in Luxembourg / Prix au Luxembourg, TVA exclue
Einzelpreis / Single copy / Prix par numéro ECU 12 Abonnement / Subscription ECU 116



OFICINA DE PUBLICACIONES OFICIALES DE LAS COMUNIDADES EUROPEAS
KONTOR ET FOR DE EUROPÆISKE FÆLLESSKABERS OFFICIELLE PUBLIKATIONER
AMT FÜR AMTLICHE VERÖFFENTLICHUNGEN DER EUROPÄISCHEN GEMEINSCHAFTEN
ΥΠΗΡΕΣΙΑ ΕΠΙΣΗΜΩΝ ΕΚΔΟΣΕΩΝ ΤΩΝ ΕΥΡΩΠΑΪΚΩΝ ΚΟΙΝΟΤΗΤΩΝ
OFFICE FOR OFFICIAL PUBLICATIONS OF THE EUROPEAN COMMUNITIES
OFFICE DES PUBLICATIONS OFFICIELLES DES COMMUNAUTÉS EUROPÉENNES
UFFICIO DELLE PUBBLICAZIONI UFFICIALI DELLE COMUNITÀ EUROPEE
BUREAU VOOR OFFICIËLE PUBLIKATIES DER EUROPESE GEMEENSCHAPPEN
SERVIÇO DAS PUBLICAÇÕES OFICIAIS DAS COMUNIDADES EUROPEIAS



CA-BJ-95-012-3A-C