



eurostatistik

Daten zur Konjunkturanalyse

eurostatistics

Data for short-term economic analysis

eurostatistiques

Données pour l'analyse de la conjoncture

Monatlich / Monthly / Mensuel

01 ■ 1996



1 Themenkreis / Theme / Thème
Allgemeine Statistik / General statistics / Statistiques générales

B Reihe / Series / Série
Konjunkturstatistiken / Short-term statistics / Statistiques conjoncturelles



OFICINA ESTADÍSTICA DE LAS COMUNIDADES EUROPEAS
DE EUROPÆISKE FÆLLESSKABERS STATISTISKE KONTOR
STATISTISCHES AMT DER EUROPÄISCHEN GEMEINSCHAFTEN
ΣΤΑΤΙΣΤΙΚΗ ΥΠΗΡΕΣΙΑ ΤΩΝ ΕΥΡΩΠΑΪΚΩΝ ΚΟΙΝΟΤΗΤΩΝ
STATISTICAL OFFICE OF THE EUROPEAN COMMUNITIES
OFFICE STATISTIQUE DES COMMUNAUTÉS EUROPÉENNES
ISTITUTO STATISTICO DELLE COMUNITÀ EUROPEE
BUREAU VOOR DE STATISTIEK DER EUROPESE GEMEENSCHAPPEN
SERVIÇO DE ESTATÍSTICA DAS COMUNIDADES EUROPEIAS

L-2920 Luxembourg — Tél. 43 01-1 — Télex COMEUR LU 3423
B-1049 Bruxelles, rue de la Loi 200 — Tél. 299 11 11

Las publicaciones de Eurostat están clasificadas por temas y por series. La clasificación se encuentra al final de la obra. Para mayor información sobre las publicaciones, rogamos se pongan en contacto con Eurostat. Para los pedidos, diríjense a las oficinas de venta cuyas direcciones figuran en la página interior de la contracubierta.

Eurostats publikationer er klassificeret efter emne og serie. En oversigt herover findes bag i hæftet. Yderligere oplysninger om publikationerne kan fås ved henvendelse til Eurostat. Bestilling kan afgives til de salgssteder, der er anført på omslagets side 3.

Die Veröffentlichungen von Eurostat sind nach Themenkreisen und Reihen gegliedert. Die Gliederung ist hinten in jedem Band aufgeführt. Genauere Auskünfte über die Veröffentlichungen erteilt Eurostat. Ihre Bestellungen richten Sie bitte an die Verkaufsbüros, deren Anschriften jeweils auf der dritten Umschlagseite der Veröffentlichungen zu finden sind.

Οι εκδόσεις της Eurostat ταξινομούνται κατά θέμα και κατά σειρά. Η ακριβής ταξινόμηση αναφέρεται στο τέλος κάθε έκδοσης. Για λεπτομερέστερες πληροφορίες σχετικά με τις εκδόσεις, μπορείτε να απευθύνεσθε στην Eurostat.

Για τις παραγγελίες μπορείτε να απευθύνεσθε στα γραφεία πώλησης, των οποίων οι διευθύνσεις αναγράφονται στη σελίδα 3 του εξωφύλλου.

Eurostat's publications are classified according to themes and series. This classification is indicated at the end of the publication. For more detailed information on publications, contact Eurostat. Orders are obtainable from the sales offices mentioned on the inside back cover.

Les publications d'Eurostat sont classées par thème et par série. Cette classification est précisée à la fin de l'ouvrage. Pour des informations plus détaillées sur les publications, contactez Eurostat. Pour les commandes, adressez-vous aux bureaux de vente dont les adresses sont indiquées à la page 3 de la couverture.

Le pubblicazioni dell'Eurostat sono classificate per tema e per serie. Tale classificazione è precisata alla fine dell'opera. Per informazioni più dettagliate sulle pubblicazioni rivolgersi all'Eurostat. Per eventuali ordinazioni rivolgersi a uno degli uffici di vendita i cui indirizzi figurano nella 3^a pagina della copertina.

De publikaties van Eurostat zijn ingedeeld naar onderwerp en serie. Deze indeling is achter in het boek opgenomen. Voor nadere informatie over de publikaties kunt u zich wenden tot Eurostat. Gelieve bestellingen op te geven bij de verkoopbureaus, waarvan de adressen op bladzijde 3 van de omslag zijn vermeld.

As publicações do Eurostat estão classificadas por tema e por série. Esta classificação está indicada no fim da obra. Para mais informações sobre as publicações é favor contactar Eurostat. Encomendas: serviços de venda cujos endereços estão indicados na contracapa.

eurostatistik

Daten zur Konjunkturanalyse

eurostatistics

Data for short-term economic analysis

eurostatistiques

Données pour l'analyse de la conjoncture

Luxembourg: Office des publications officielles des Communautés européennes, 1996

© EGKS-EG-EAG, Brüssel • Luxembourg, 1996

Nachdruck — ausgenommen zu kommerziellen Zwecken — mit Quellenangabe gestattet.

© ECSC-EC-EAEC, Brussels • Luxembourg, 1996

Reproduction is authorized, except for commercial purposes, provided the source is acknowledged.

© CECA-CE-CEEA, Bruxelles • Luxembourg, 1996

Reproduction autorisée, sauf à des fins commerciales, moyennant mention de la source.

Printed in Germany

Gedruckt auf chlorfrei gebleichtem Papier
Printed on non-chlorine bleached paper
Imprimé sur papier blanchi sans chlore

Mit der monatlich erscheinenden Veröffentlichung *Eurostatistik - Daten zur Konjunkturanalyse* werden innerhalb kürzester Frist die neuesten statistischen Daten über die Europäische Gemeinschaft als Ganzes (EUR12), über jedes Mitgliedsland sowie über die Vereinigten Staaten und Japan bekanntgegeben.

Eurostatistik enthält nicht die Gesamtheit des bei Eurostat verfügbaren statistischen Materials, sondern eine Auswahl der relevantesten Reihen über die konjunkturelle Entwicklung.

Schnelligkeit und Pünktlichkeit sind die wichtigsten Vorzüge dieser Veröffentlichung.

Aus diesem Grunde wurde sie im Umfang bewußt klein gehalten und enthält keine Anmerkungen zur Methodik, die im übrigen in den spezialisierten Veröffentlichungen von Eurostat zu finden sind.

Eurostatistik - Daten zur Konjunkturanalyse enthält künftig keine Kommentare mehr. Dafür werden die wichtigsten Indikatoren jetzt in der monatlichen Veröffentlichung *Schlüsselzahlen - Bulletin zur europäischen Konjunktur* kommentiert. Außerdem wird Eurostat einen vierteljährlich erscheinenden Ergänzungsband *Indikatoren der Europäischen Union* veröffentlichen, der in kommentierter Form die wesentlichen wirtschaftlichen, monetären und sozialen Indikatoren der 15 Mitgliedsländer der Europäischen Union enthält.

Die in allen drei Publikationen veröffentlichten Daten stammen aus der Datenbank New Cronos. New Cronos setzt sich zusammen aus dem alten Cronos sowie REGIO und ist nicht mehr in Form von Zeitreihen, sondern in Form von multidimensionalen Tabellen dargestellt. New Cronos ist somit eines der Produkte zur Verbreitung statistischer Daten, das direkt aus der Eurostat - Referenzdatenbank gespeist wird. Darüber hinaus sind die Daten in der Datenbank Eurocron verfügbar, die vom Host Eurobases der Kommission angeboten wird.

Weitere Informationen über Eurostat und seine Produkte können bei folgender Stelle angefordert werden:

Eurostat - Informationsbüro
L-2920 LUXEMBURG
Telephon: (352) 4301 34567
Telefax: (352) 43 64 04

Data Shop
121, rue Joseph II
Büro 3/235
B-1049 Bruxelles
Telephon: (02) 299 66 66
Telefax: (02) 295 01 25

SCHAUBILDER 9

KONJUNKTURDATEN

| | |
|--|----|
| 1. Volkswirtschaftliche Gesamtrechnungen | 27 |
| 2. Beschäftigung | 29 |
| 3. Arbeitslosigkeit | 33 |
| 4. Industrielle Produktion | 38 |
| 5. Meinungsumfrage in der Industrie | 49 |
| 6. Energie | 53 |
| 7. Einzelhandel | 57 |
| 8. Landwirtschaftliche Erzeugnisse | 58 |
| 9. Außenhandel | 61 |
| 10. Verbraucherpreise | 78 |
| 11. Landwirtschaftliche Erzeugerpreise | 83 |
| 12. Löhne und Gehälter | 85 |
| 13. Finanzstatistiken | 86 |
| 14. Zahlungsbilanz | 92 |

Anmerkung betreffend Grafiken und Tabellen:

(*) Die Daten beziehen sich auf das Gebiet der Bundesrepublik Deutschland vor dem 3.10.1990 einschließlich West-Berlin.

| | |
|-----------------|---|
| 0 | Weniger als die Hälfte der verwendeten Einheit |
| % | Prozent |
| T/T-1% | Prozentualer Zuwachs eines Vierteljahres gegenüber dem vorhergehenden Vergleichszeitraum (Monat, Vierteljahr, Jahr) |
| T/T-4% | Prozentualer Zuwachs eines Vierteljahres gegenüber dem entsprechenden Vierteljahr des Vorjahres |
| T/T-12% | Prozentualer Zuwachs eines Monats gegenüber dem entsprechenden Monat des Vorjahres |
| BALANCE% | Saldo zwischen den positiven Antworten (Zunahme, Verbesserung der Situation) und den negativen Antworten (Abnahme, Verschlechterung der Situation) der Konjunkturumfrage bei den Unternehmern in der Gemeinschaft |
| 1990=100 | Basisjahr |
| 1000 | in 1000 |
| MIO | Million |
| MRD | Milliarde |
| T | Metrische Tonne |
| TJ(GCV) | Terajoule = 109KJ |
| GWH | Gigawattstunde = 106kWh |
| USD | US-Dollar |
| ECU | Europäische Währungseinheit |
| SZR | Sonderziehungsrechte |
| ESVG | Europäisches System Volkswirtschaftlicher Gesamtrechnungen |
| NACE | Allgemeine Systematik der Wirtschaftszweige in den Europäischen Gemeinschaften |
| SITC | Standard International Trade Classification |
| EUR | Mitgliedstaaten insgesamt |
| UEBL | Belgisch-Luxemburgische Wirtschaftsunion |
| ACP | Länder Afrikas, der Karibik und des Pazifiks - Abkommens von Lomé |

Eurostatistics - data for short-term economic analysis is a monthly publication aimed at providing, as rapidly as possible, the latest statistical data on the European Community as a whole (EUR12), each Member State, the United States and Japan.

Eurostatistics does not present all the statistics held by Eurostat, but a selection of the most relevant series on the economic situation.

Speed of publication and punctuality are the main features of this publication; that is why it is deliberately streamlined and does not contain any methodological notes, which are given in Eurostat's specialized publications.

Eurostatistics - Data for short-term economic analysis will not include comments anymore. For this, *Key Figures - bulletin of economic trends* will now comment on the most important indicators. Moreover, Eurostat will launch a quarterly supplement *Indicators of the European Union*, to present and comment on main economic, monetary and social indicators of the 15 Member States.

The data presented in all three publications are taken from Eurostat's on-line database, New Cronos. New Cronos includes old Cronos and Regio, both represented not by chronological series but through multi-dimensional tables. New Cronos is a dissemination product directly from Eurostat's Reference Environment. The data are also available via the Commission host Eurobases in the Eurocron database.

Further information on Eurostat and its products can be obtained from the following addresses:

Eurostat - Information Office
L-2920 Luxembourg
Tel.: (352) 4301-34567
Fax: (352) 43 64 04

Data Shop
121, Rue Joseph II
Office 3/235
B-1049 Bruxelles
Tel.: (02) 299 66 66
Fax: (02) 295 01 25

| | |
|--|----|
| GRAPHICS | 9 |
| SHORT-TERM TRENDS | |
| 1. National accounts | 27 |
| 2. Employment | 29 |
| 3. Unemployment | 33 |
| 4. Industrial production | 38 |
| 5. Opinions in industry | 49 |
| 6. Energy | 53 |
| 7. Retail sales | 57 |
| 8. Agricultural products | 58 |
| 9. External trade | 61 |
| 10. Consumer prices | 78 |
| 11. Producer prices of agricultural products | 83 |
| 12. Wages and salaries | 85 |
| 13. Financial statistics | 86 |
| 14. Balance of payments | 92 |

Note concerning graphs and tables:

(*) Data for the Federal Republic of Germany, including West-Berlin, as constituted prior to 3 October 1990.

| | |
|-----------------|---|
| 0 | Data less than the unit used |
| % | Per cent |
| T/T-1% | Percentage increase of one period (month, quarter, year) on the corresponding previous period |
| T/T-4% | Percentage increase on the corresponding quarter of the previous year |
| T/T-12% | Percentage increase on the corresponding month of the previous year |
| BALANCE% | Balance between positive replies (increase, improvement in the situation) and negative replies (reduction, worsening of the situation) in the short-term-trends enquiry conducted among heads of enterprises in the Community |
| 1990=100 | Reference year |
| 1000 | Thousand |
| MIO | Million |
| MRD | Thousand million |
| T | Tonne |
| TJ(GCV) | Terajoule=109kj |
| GWH | Gigawatt hour (= 106kWh) |
| USD | US dollar |
| ECU | European currency unit |
| ESA | European system of integrated economic accounts |
| SDR | Special drawing right |
| NACE | General industrial classification of economic activities within the European Communities |
| SITC | Standard international trade classification |
| EUR | Total of Member States of the EU |
| UEBL | Belgo-Luxembourg economic union |
| ACP | African, Caribbean and Pacific countries of the Lomé Convention |

Eurostatistiques - Données pour l'analyse de la conjoncture est une publication mensuelle qui a pour but de fournir dans les meilleurs délais les données statistiques les plus récentes pour la Communauté européenne en tant qu'ensemble (EUR12), pour les pays membres ainsi que pour leurs principaux partenaires extra-communautaires (États-Unis d'Amérique et Japon).

Eurostatistiques ne publie pas d'une manière exhaustive toutes les statistiques disponibles auprès d'Eurostat, mais les plus importantes parmi celles-ci.

Cette publication se veut rapide et facilement maniable. Pour cette raison, elle ne comporte pas de notes méthodologiques, qui sont par ailleurs disponibles dans les publications spécialisées d'Eurostat.

Eurostatistiques - Données pour l'analyse de la conjoncture ne comprend plus de commentaires. Par contre, les indicateurs les plus importants sont maintenant commentés dans le mensuel *Chiffres Clés - Bulletin de la conjoncture européenne*. De plus, Eurostat publiera un complément trimestriel *Indicateurs de l'Union Européenne* qui présentera - en les commentant - les principaux indicateurs économiques, monétaires et sociaux pour les quinze Etats membres de l'Union Européenne.

Les données présentées dans les trois publications proviennent de la base de données New Cronos. New Cronos se compose de l'ancien Cronos et de Regio, représentés non plus sous forme de séries chronologiques mais de tableaux multidimensionnels. New Cronos constitue en fait un des produits de diffusion émanant directement de l'environnement de Référence. Ces données sont aussi disponibles dans la base de données Eurocron, accessible par l'intermédiaire du serveur Eurobases de la Commission.

De plus amples informations concernant Eurostat et ses produits peuvent être obtenues aux adresses suivantes :

Eurostat - Bureau d'information
L-2920 Luxembourg
Tél. : (352) 4301-34567
Fax : (352) 43 64 04

Data Shop
121, Rue Joseph II
Bureau 3/235
B-1049 Bruxelles
Tél. : (02) 299 66 66
Fax : (02) 295 01 25

FR

GRAPHIQUES 9

DONNÉES CONJONCTURELLES

1. **Comptes nationaux** 27

2. **Emploi** 29

3. **Chômage** 33

4. **Production Industrielle** 38

5. **Opinions dans l'Industrie** 49

6. **Energie** 53

7. **Ventes au détail** 57

8. **Produits agricoles** 58

9. **Commerce extérieur** 61

10. **Prix à la consommation** 78

11. **Prix des produits agricoles à la production** 83

12. **Salaires** 85

13. **Statistiques financières** 86

14. **Balance des paiements** 92

Note concernant les graphiques et les tableaux:

(*) Les données portent sur le territoire de la République fédérale d'Allemagne avant le 3.10.1990, Berlin-Ouest inclus.

| | |
|-----------------|--|
| 0 | Donnée inférieure à la moitié de l'unité utilisée |
| % | Pourcentage |
| T/T-1% | Accroissement en pourcentage d'une période (mois, trimestre ou année) sur la période précédente |
| T/T-4% | Accroissement en pourcentage d'un mois sur le mois correspondant de l'année précédente |
| T/T-12% | Accroissement en pourcentage d'un mois sur le mois correspondant de l'année précédente |
| BALANCE% | Solde entre les réponses positives (accroissement, amélioration de la situation) et les réponses négatives (diminution, détérioration de la situation) à l'enquête de conjoncture auprès des chefs d'entreprise de la Communauté |
| 1990=100 | Année de base |
| 1000 | Millier |
| Mio | Million |
| Mrd | Milliard |
| T | Tonne métrique |
| TJ(GCV) | Terajoule = 109Kj |
| GWH | Gigawattheure = 106kWh |
| USD | Dollar US |
| ECU | Unité monétaire européenne |
| DTS | Droits de tirages spéciaux |
| SEC | Système européen de comptes économiques intégrés |
| NACE | Nomenclature générale des activités économiques dans les Communautés européennes |
| CTCI | Classification type pour le commerce international |
| EUR | Ensemble des États membres de l'UE |
| UEBL | Union économique belgo-luxembourgeoise |
| ACP | États d'Afrique, des Caraïbes et du Pacifique - Convention de Lomé |

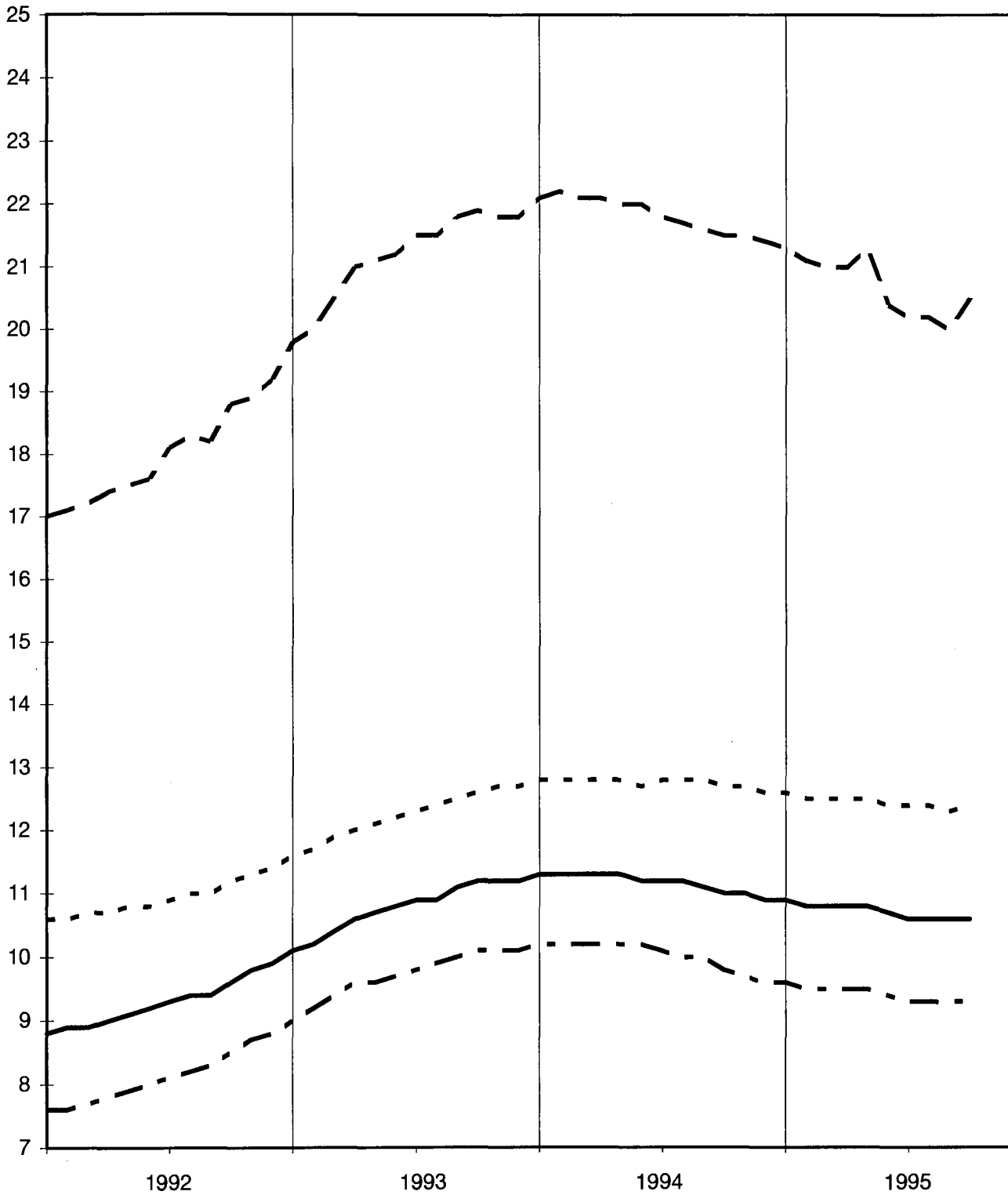
SCHAUBILDER

GRAPHICS

GRAPHIQUES

ARBEITSLOSENQUOTEN UNEMPLOYMENT RATES TAUX DE CHOMAGE
EUR 12

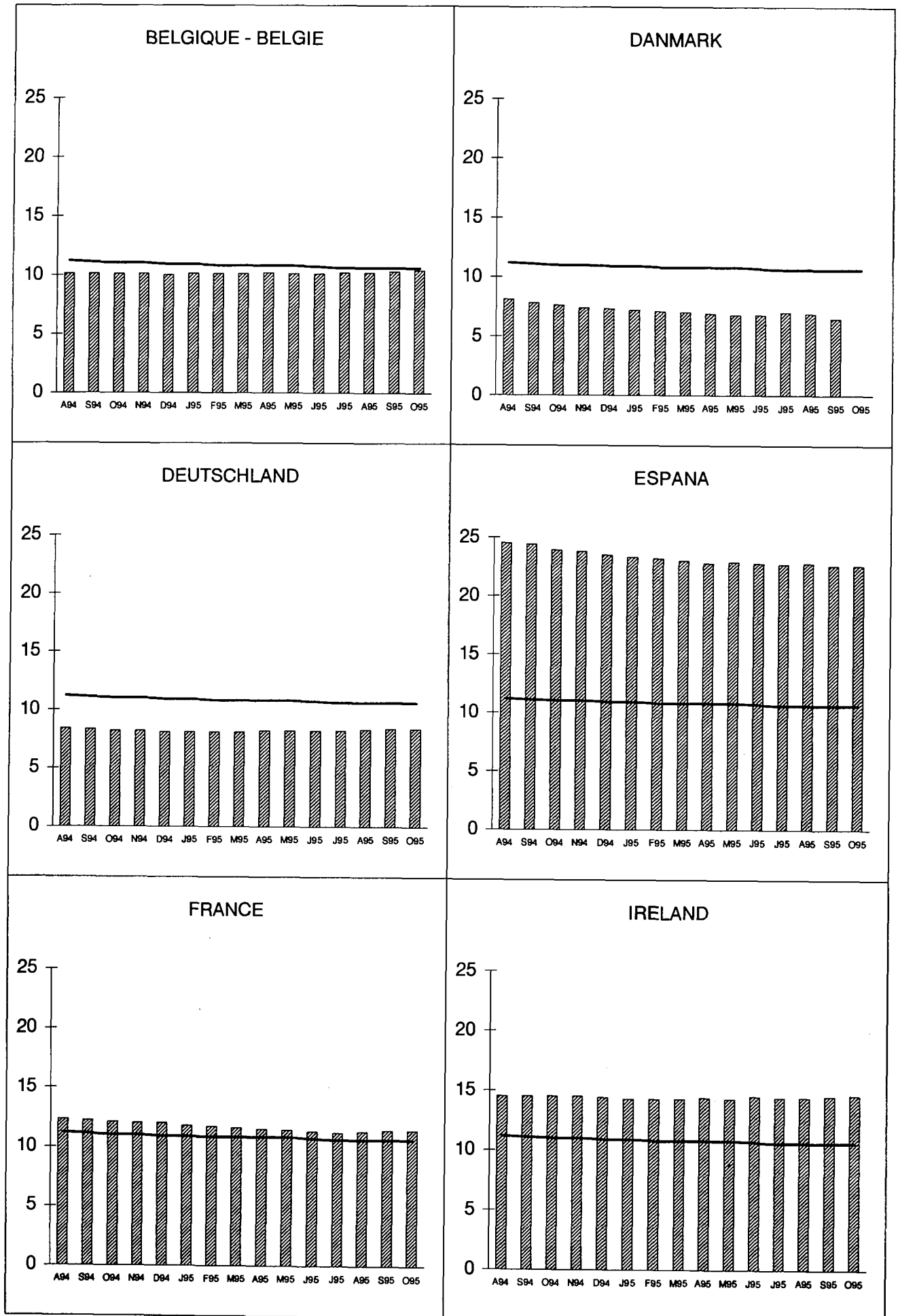
- INGESAMT/SAISONBEREINIGT - TOTAL/SEASONALLY ADJUSTED - TOTAL/DESAISONNALISE
- - MAENNER/SAISONBEREINIGT - MEN/SEASONALLY ADJUSTED - HOMMES/DESAISONNALISE
- - - FRAUEN/SAISONBEREINIGT - WOMEN/SEASONALLY ADJUSTED - FEMMES/DESAISONNALISE
- UNTER 25 JAHREN INGESAMT/SAISONBEREINIGT - UNDER 25 YEARS TOTAL/SEASONALLY ADJUSTED - MOINS DE 25 ANS TOTAL/DESAISONNALISE



ARBEITSLOSENQUOTEN
SAISONBEREINIGT

UNEMPLOYMENT RATES
SEASONALLY ADJUSTED

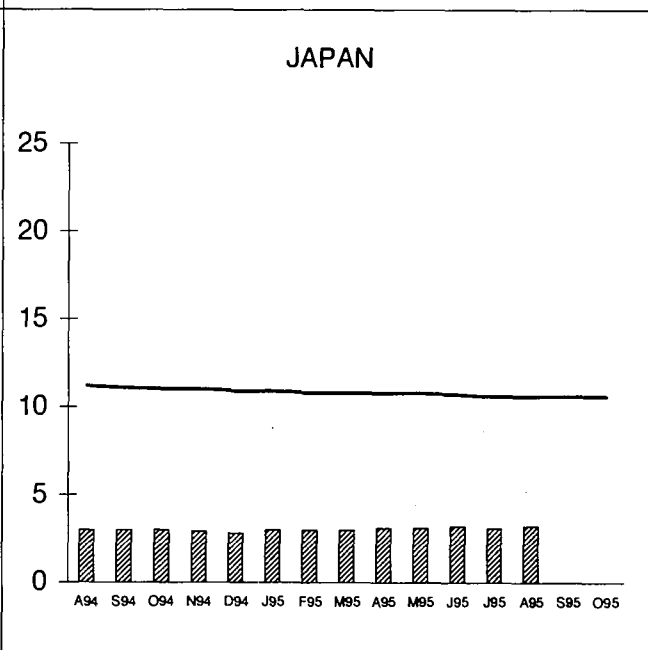
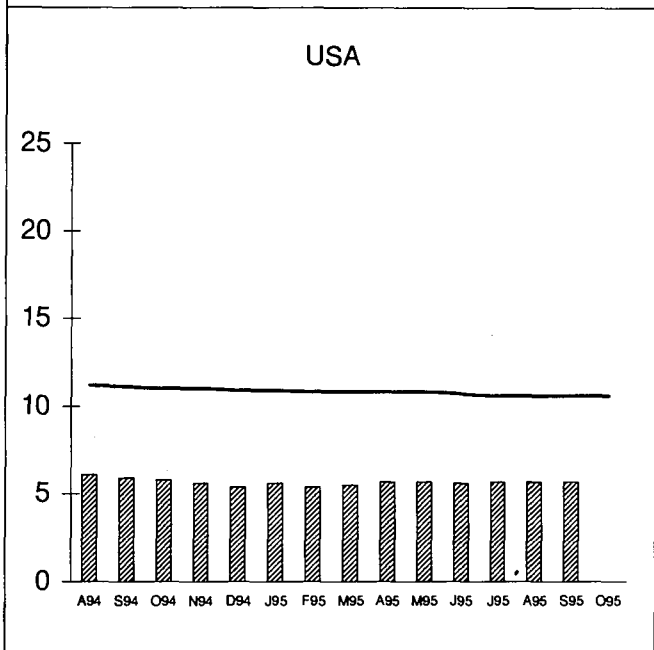
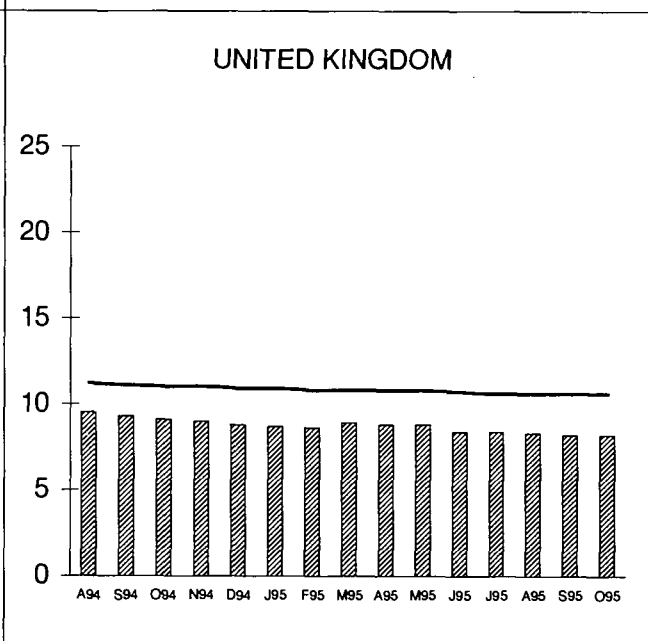
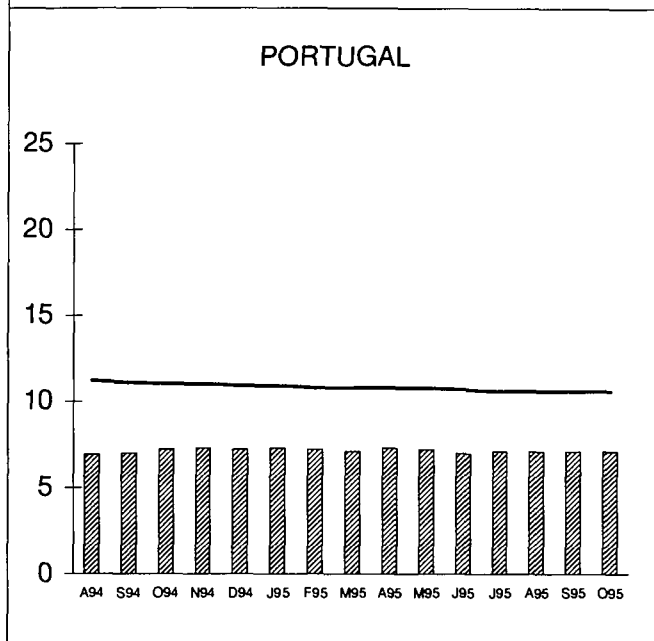
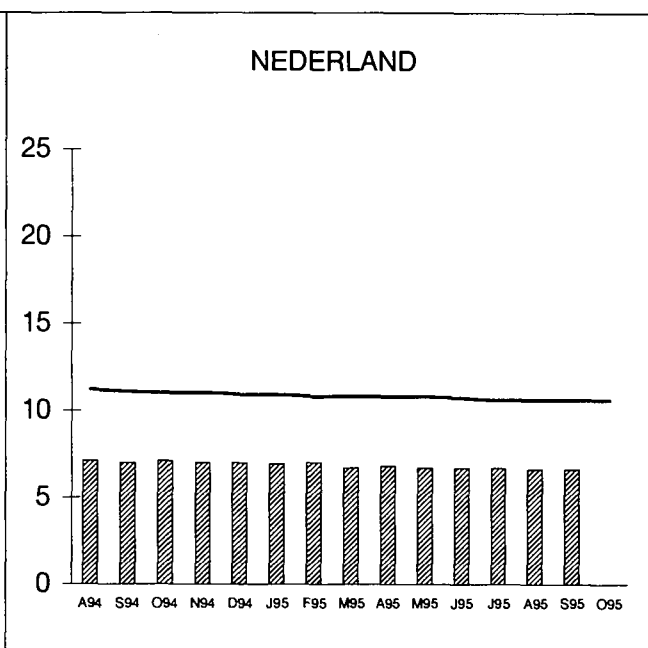
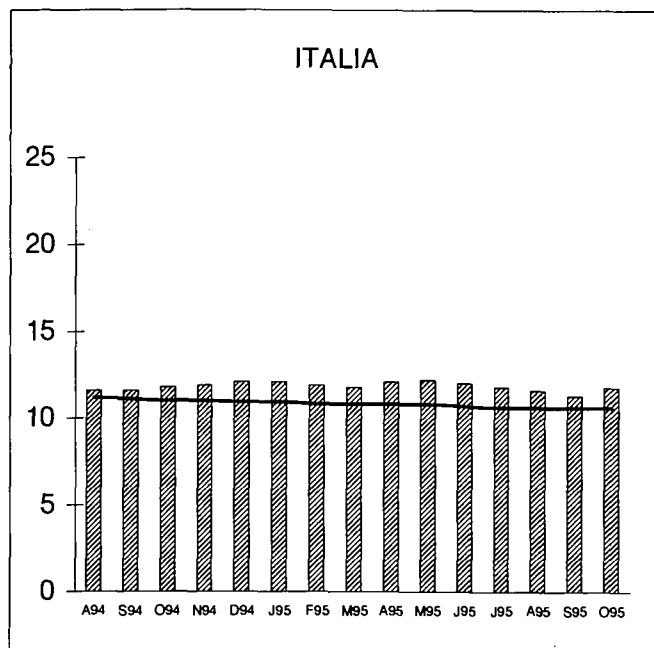
TAUX DE CHOMAGE
DESAISONNALISE



ARBEITSLOSENQUOTEN
SAISONBEREINIGT

UNEMPLOYMENT RATES
SEASONALLY ADJUSTED

TAUX DE CHOMAGE
DESAISONNALISE



INDUSTRIELLE PRODUKTION
SAISONBEREINIGT
TENDENZ 1990=100

INDUSTRIAL PRODUCTION
SEASONALLY ADJUSTED
TREND 1990=100

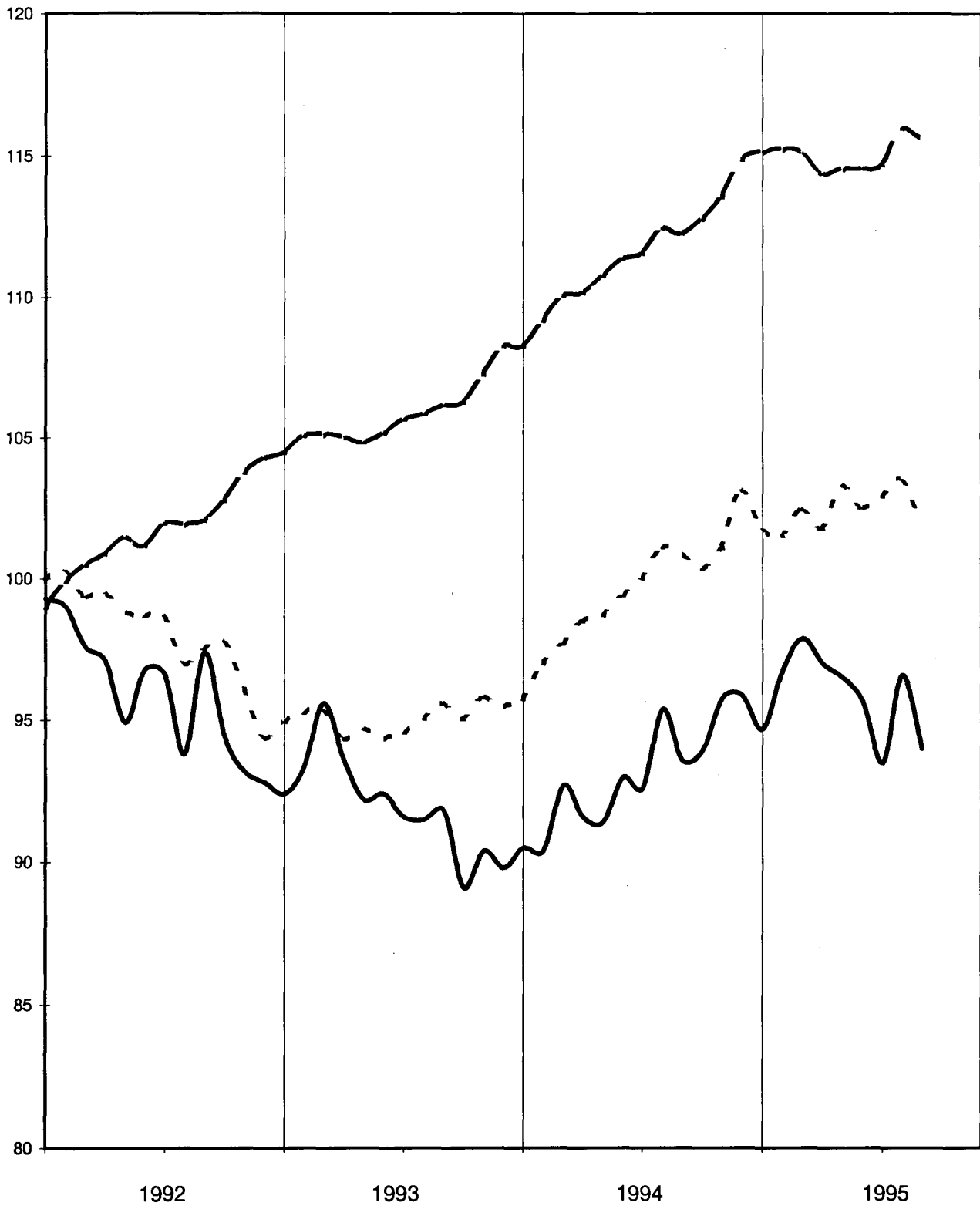
PRODUCTION INDUSTRIELLE
DESAISONNALISE
TENDANCE 1990=100

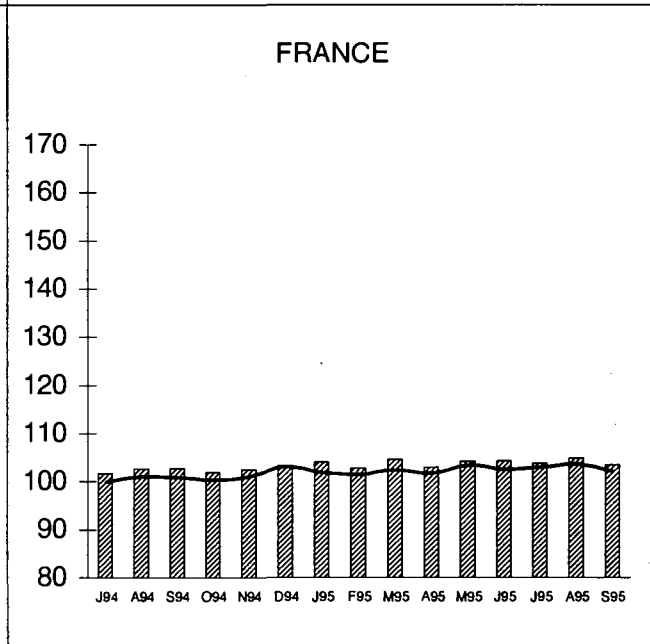
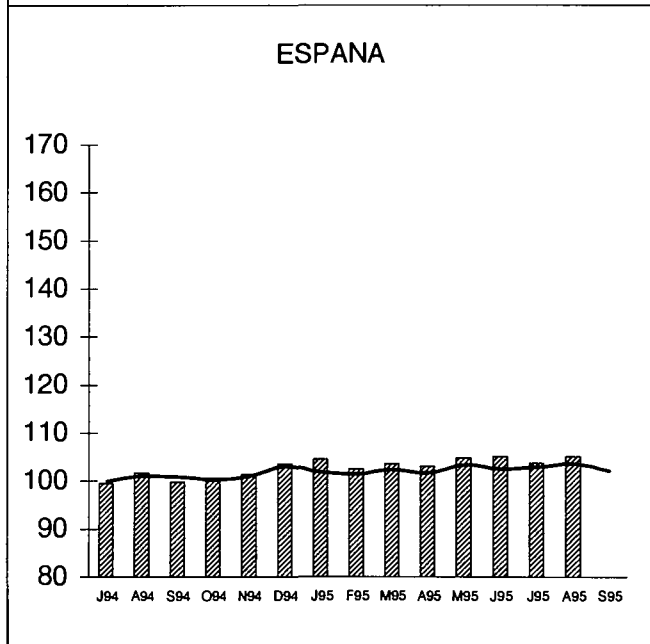
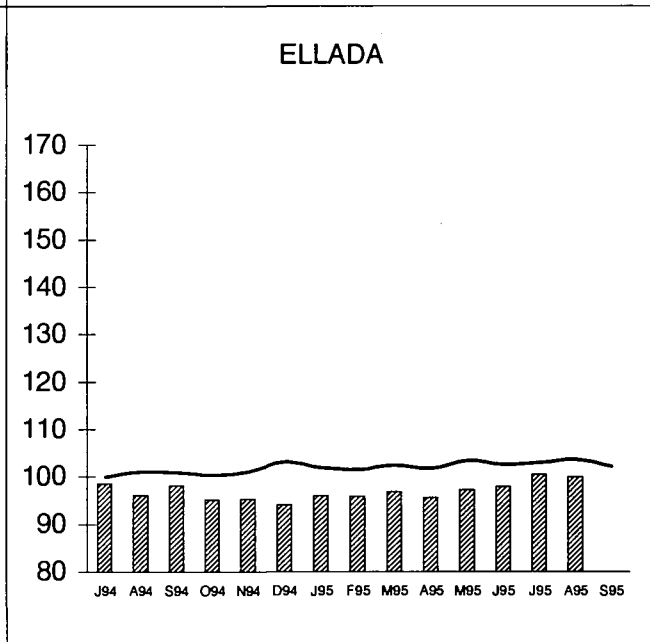
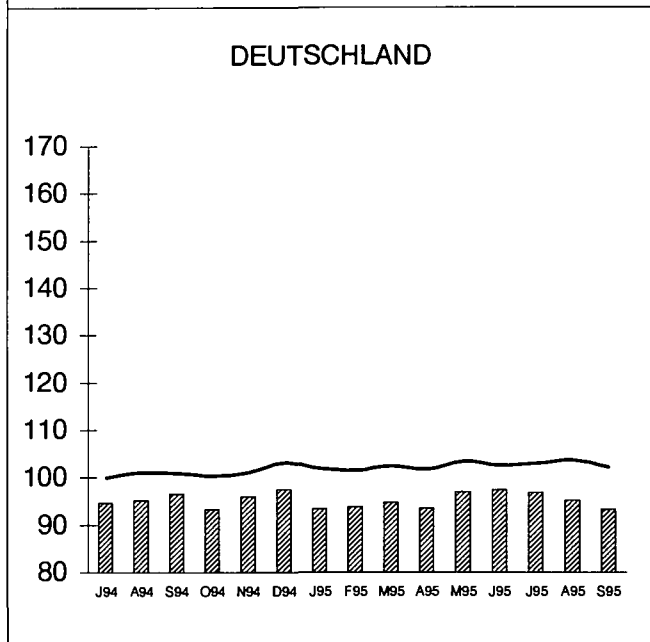
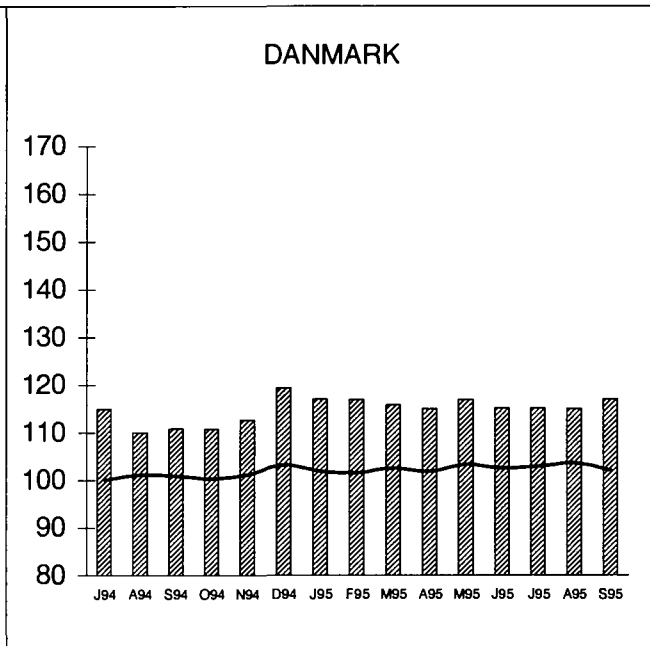
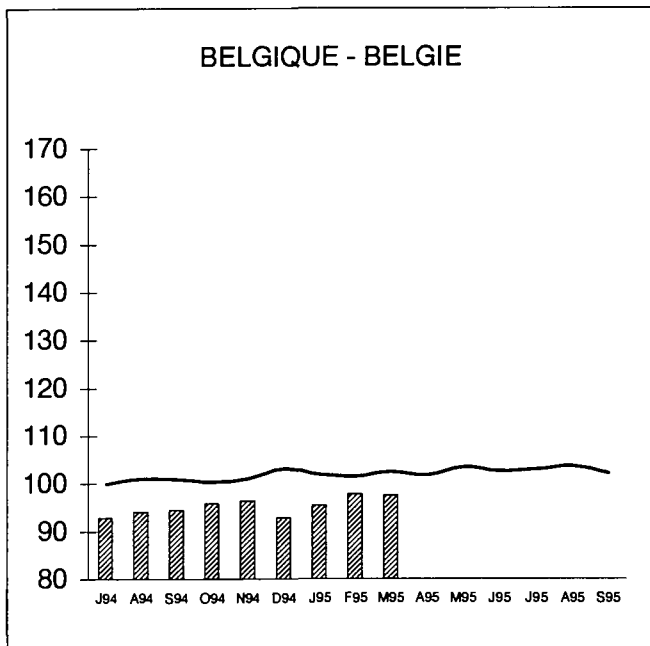
NACE Rev.1 C-E

- - - EUR

- - - USA

— JAP

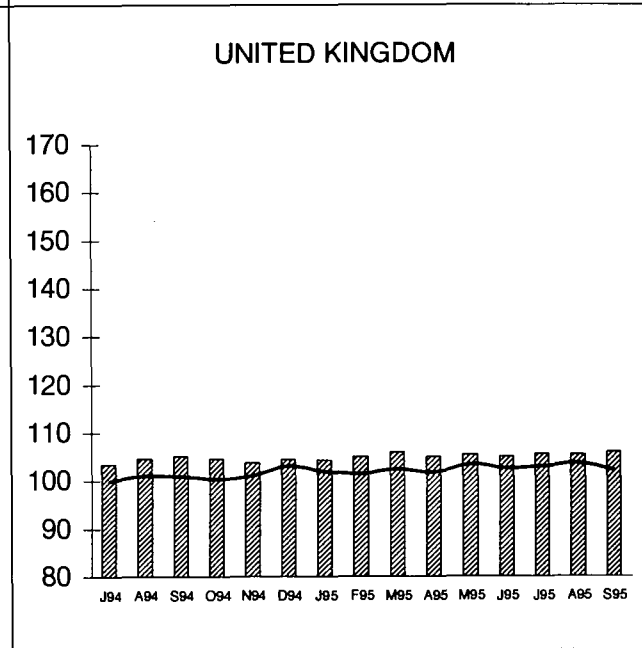
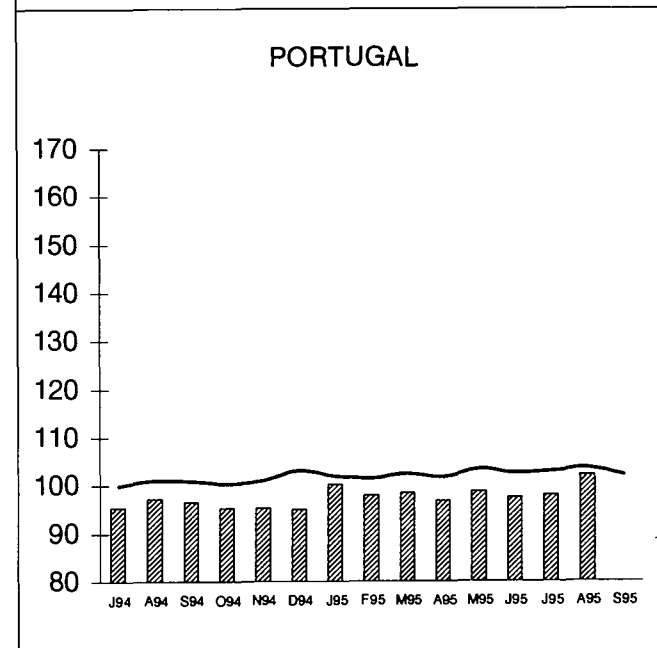
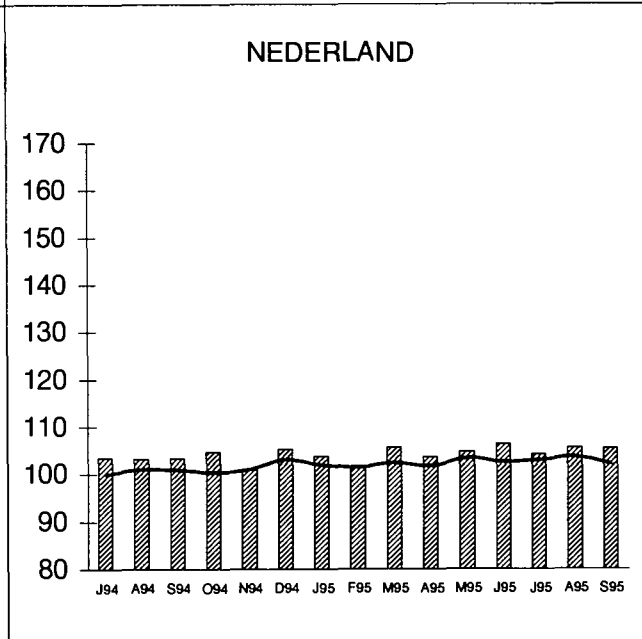
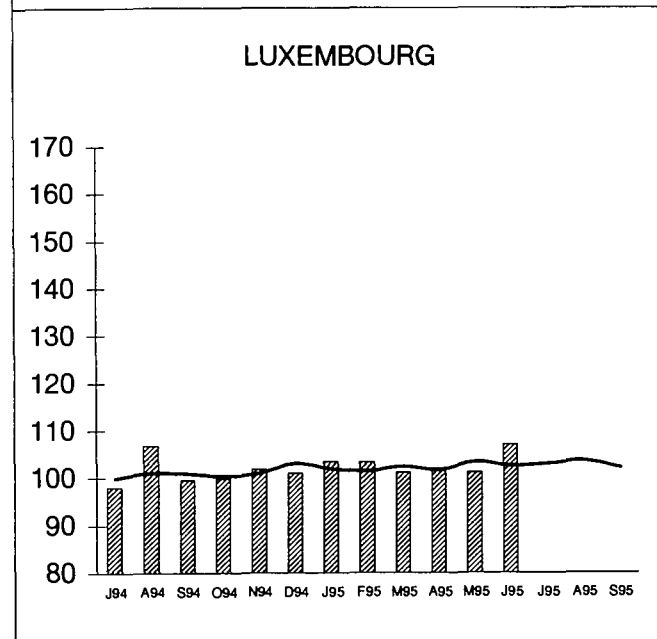
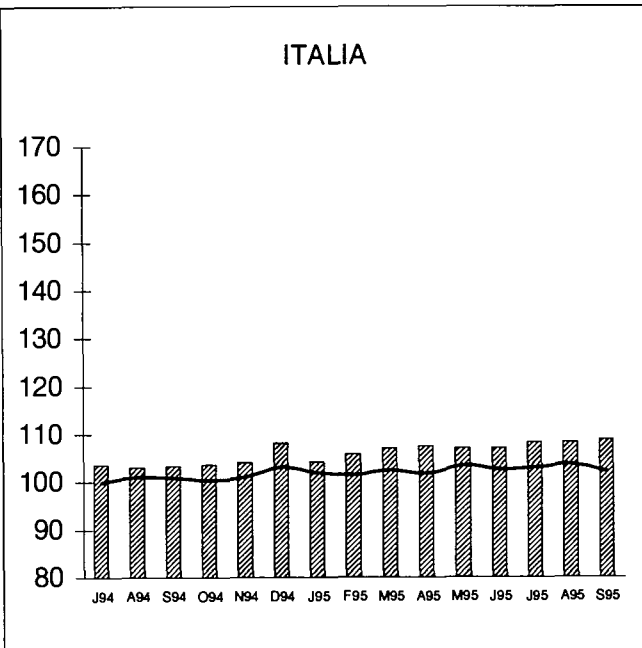
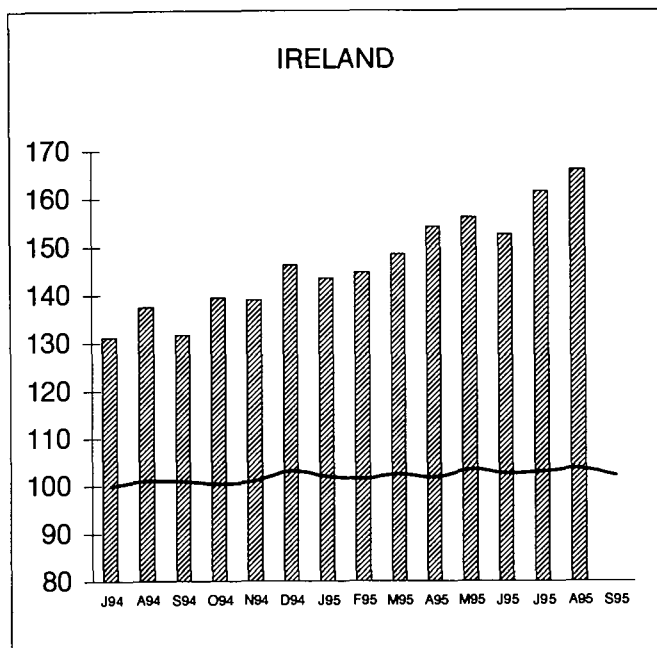




INDUSTRIELLE PRODUKTION
SAISONBEREINIGT
TENDENZ 1990=100

INDUSTRIAL PRODUCTION
SEASONALLY ADJUSTED
TREND 1990=100

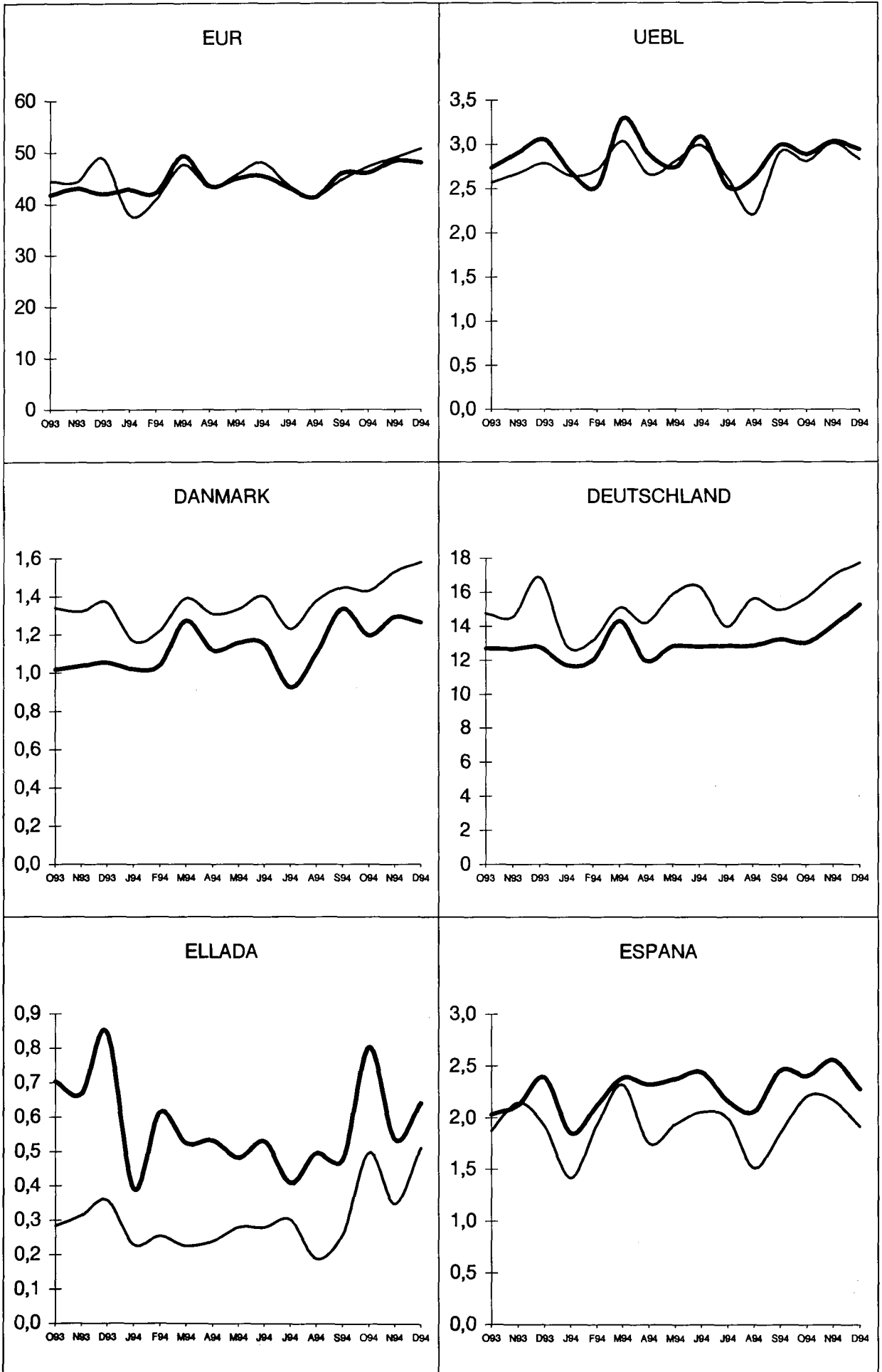
PRODUCTION INDUSTRIELLE
DESAISONNALISE
TENDANCE 1990=100



AUSSENHANDEL
EXTRA-EG
MRD ECU

EXTERNAL TRADE
EXTRA-EC
MRD ECU

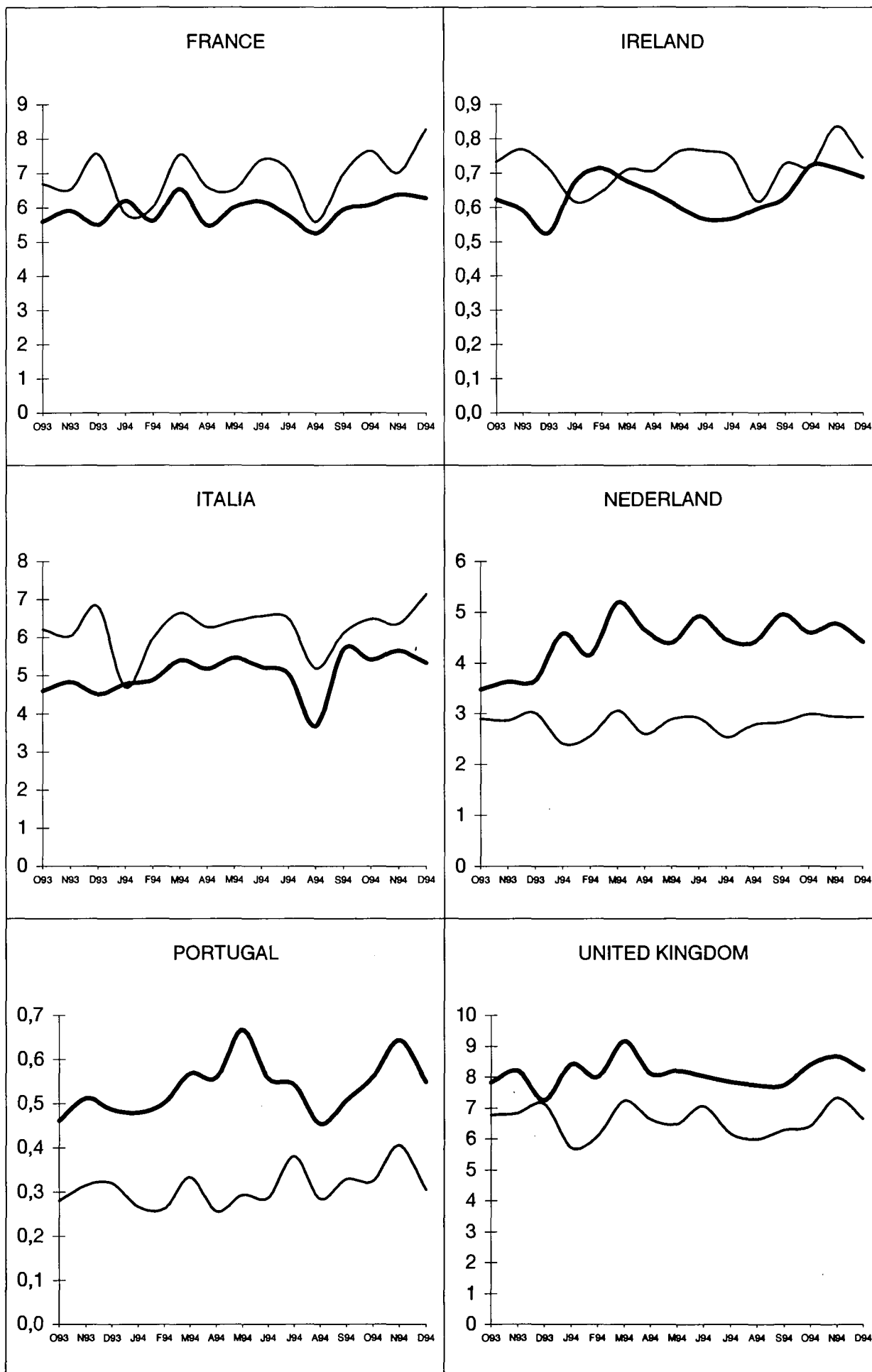
COMMERCE EXTERIEUR
EXTRA-CE
MRD ECU



AUSSENHANDEL
EXTRA-EG
MRD ECU

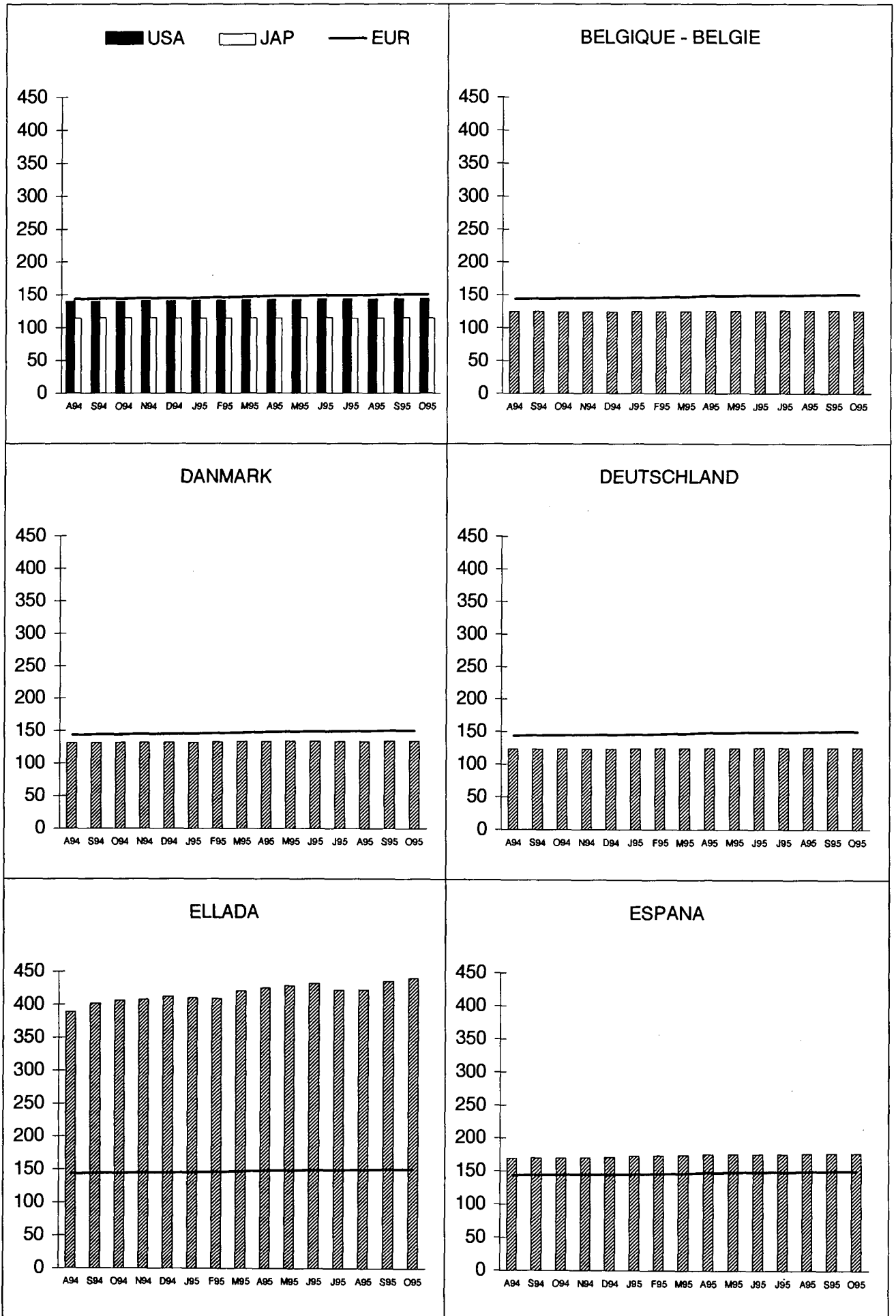
EXTERNAL TRADE
EXTRA-EC
MRD ECU

COMMERCE EXTERIEUR
EXTRA-CE
MRD ECU



IMPORT

EXPORT

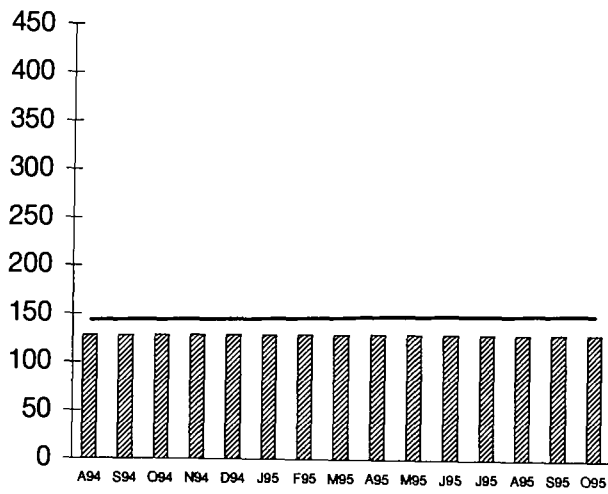


VERBRAUCHERPREISE
GESAMTINDEX 1985=100

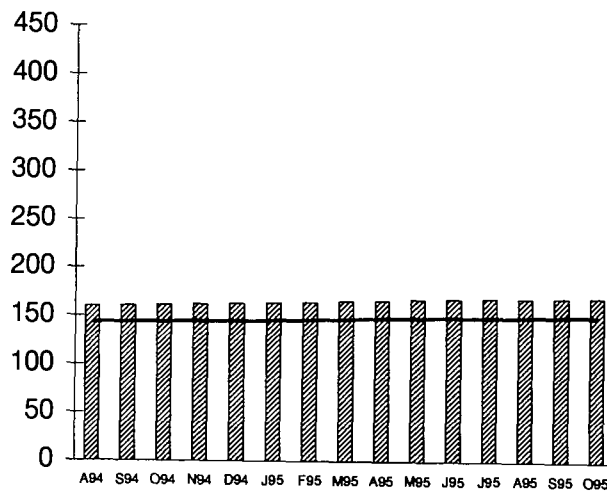
CONSUMER PRICES
GENERAL INDEX 1985=100

PRIX A LA CONSOMMATION
INDICE GENERAL 1985=100

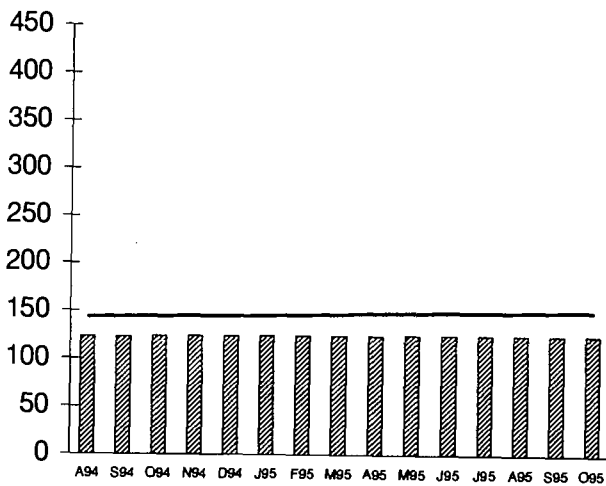
FRANCE



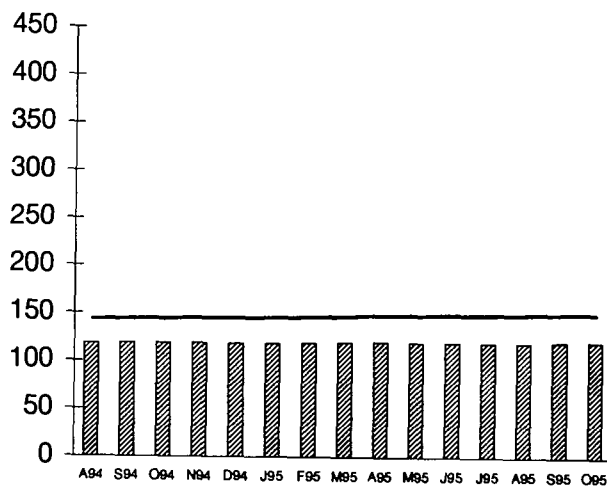
ITALIA



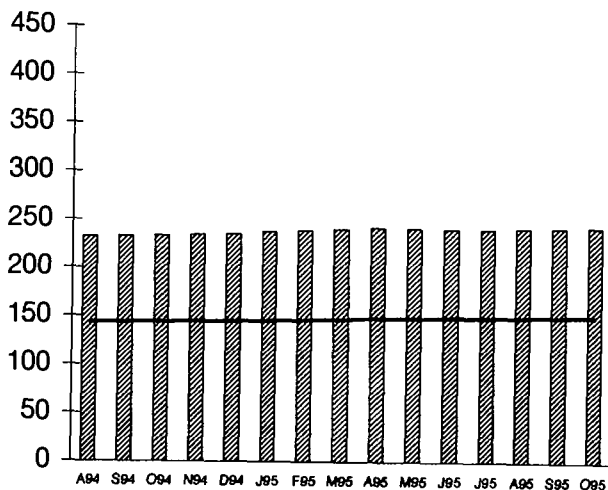
LUXEMBOURG



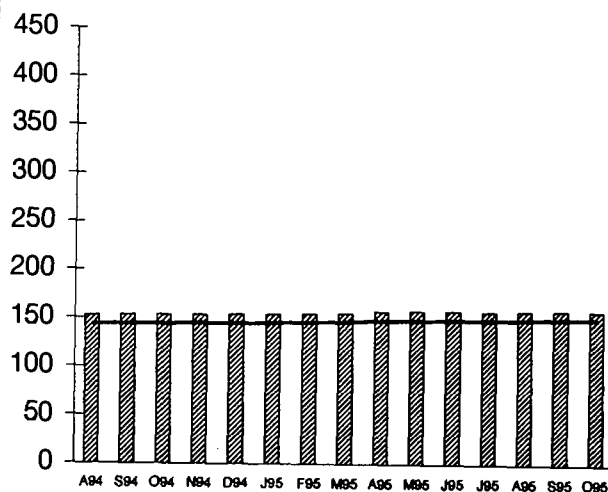
NEDERLAND

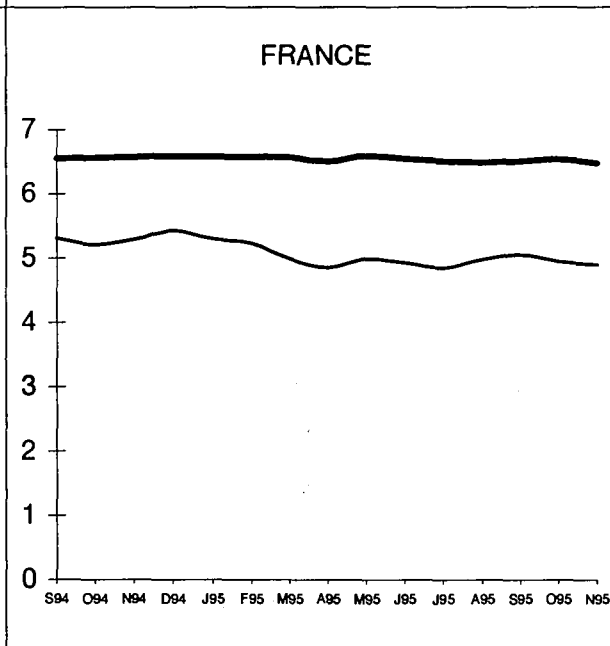
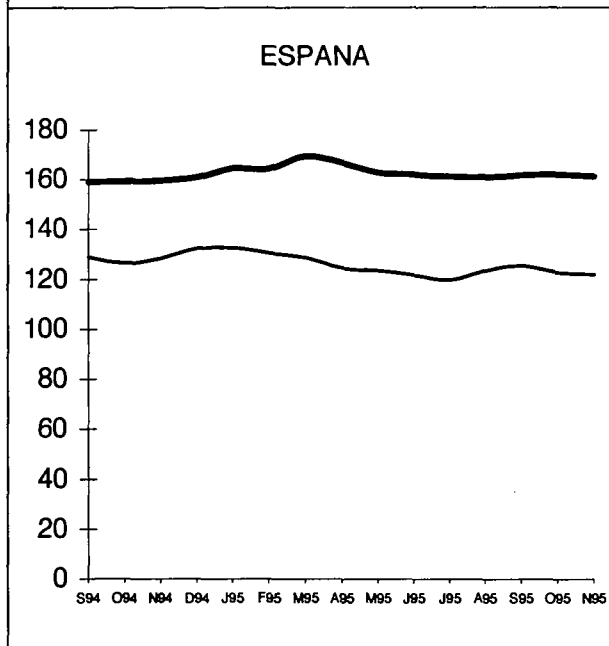
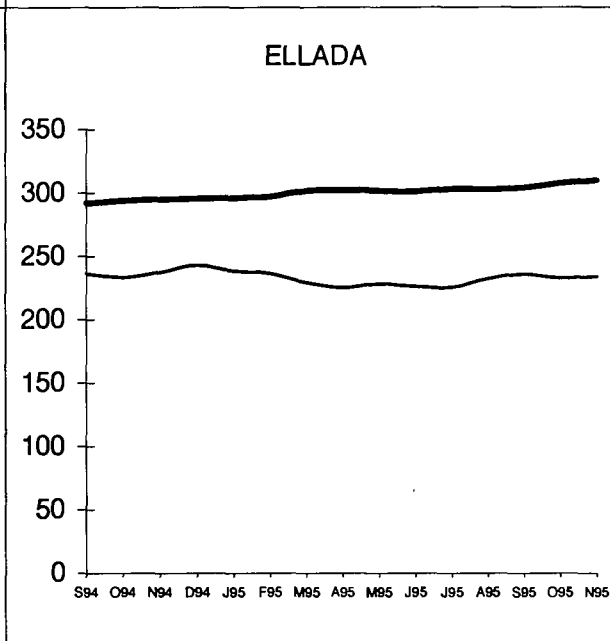
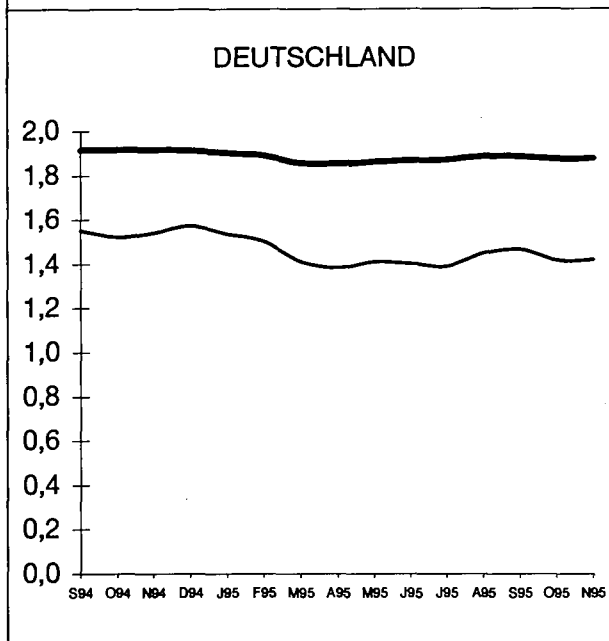
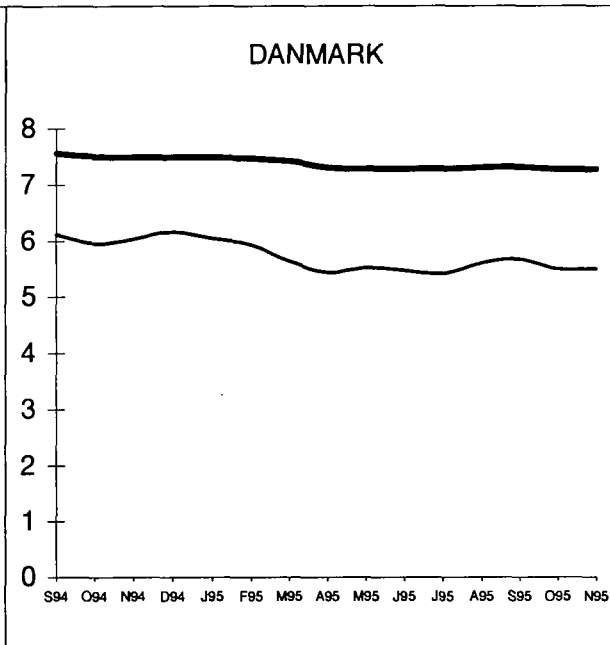
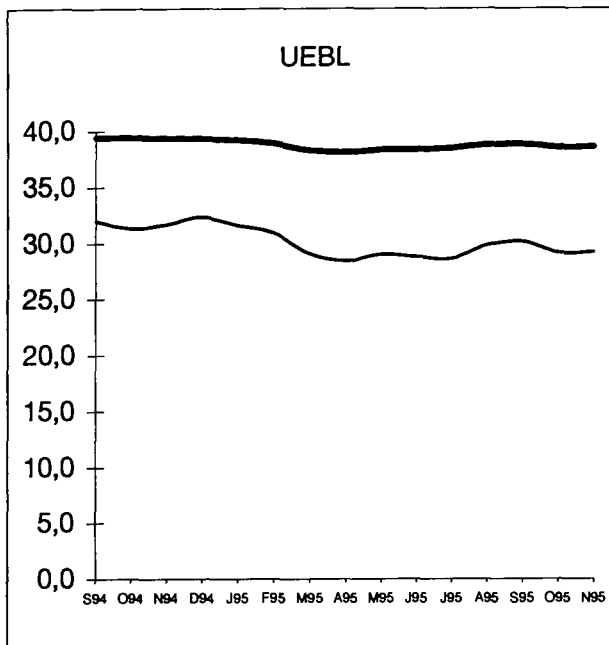


PORTUGAL



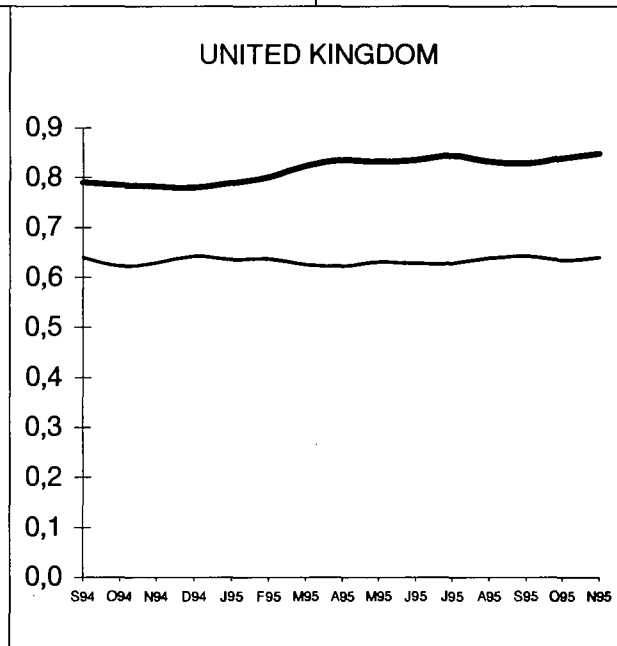
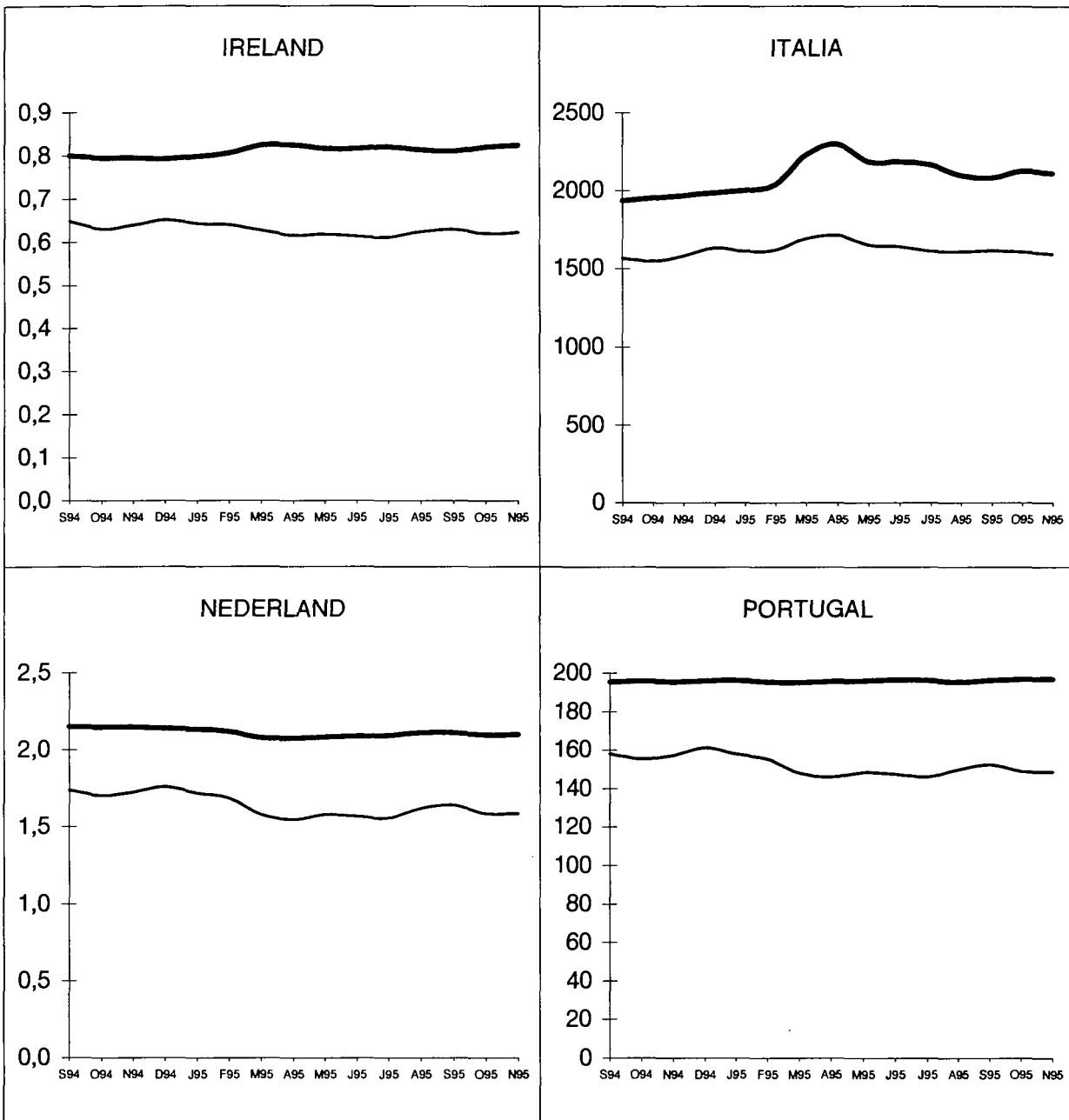
UNITED KINGDOM





1 ECU = ...

1 USD = ...

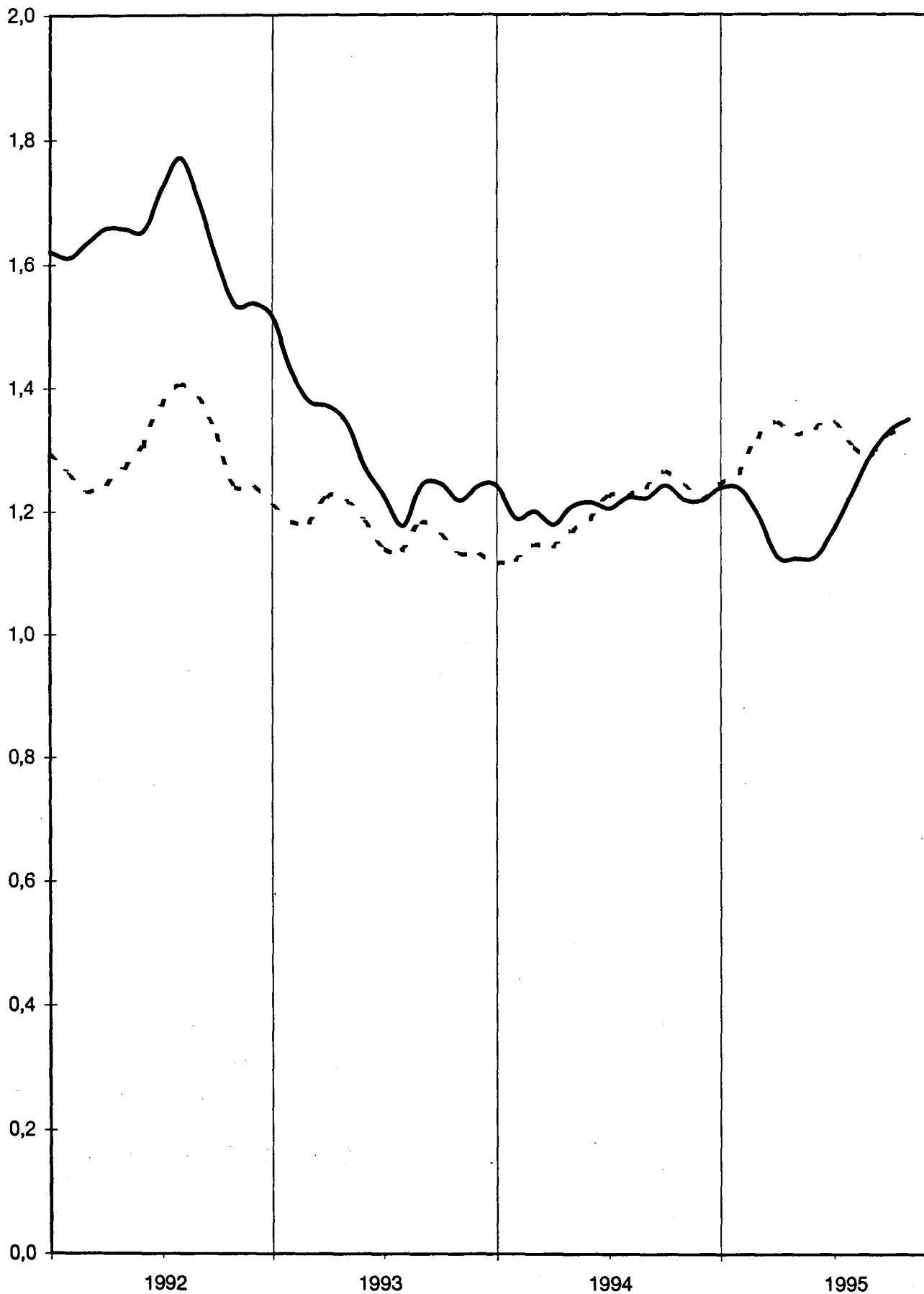


1 ECU = ...

1 USD = ...

— 1 ECU = ... 100 YEN

- - - 1 ECU = ... USD



KONJUNKTURDATEN

SHORT-TERM TRENDS

DONNÉES CONJONCTURELLES

**VOLKSWIRTSCHAFTLICHE
GESAMTRECHNUNG ESGV**
**NATIONAL ACCOUNTS
ESA**
**COMPTES NATIONAUX
SEC**

| | EUR | B | DK | D(*) | GR | E | F | IRL | I | L | NL | P | UK | USA | JAP |
|-------------|---|-------|-------|-------|---|-------|-------|-------|-------|-------|---|-------|-------|-------|-------|
| 0101 | Bruttoinlandsprodukt Volumen | | | | Gross Domestic Product volume | | | | | | Produit Intérieur Brut volume | | | | |
| | <i>1985 = 100</i> | | | | | | | | | | | | | | |
| 1991 | 119.8 | 118.1 | 108.3 | 123.4 | 111.8 | 127.2 | 118.0 | 205.2 | 117.5 | 129.3 | 118.7 | 127.1 | 115.1 | 113.6 | 130.0 |
| 1992 | 120.4 | 119.8 | 109.8 | 125.3 | 112.8 | 128.2 | 119.4 | 142.6 | 118.4 | 131.7 | 120.4 | 128.5 | 114.6 | 116.5 | 131.4 |
| 1993 | 119.8 | 118.3 | 111.3 | 122.9 | 112.6 | 126.9 | 118.3 | 146.1 | 117.6 | 132.2 | 120.7 | 126.9 | 116.8 | 120.0 | 131.5 |
| 1994 | 121.6 | 119.8 | 115.6 | 123.9 | 113.4 | 128.3 | 120.2 | 152.2 | 119.4 | 134.3 | 122.2 | 128.3 | 119.7 | 123.6 | 132.5 |
| | <i>T/T-1 %</i> | | | | | | | | | | | | | | |
| 1993 I | -0.9 | | -1.4 | -2.0 | | -0.3 | -1.0 | | -0.2 | | -0.5 | -0.5 | 0.3 | 0.2 | 0.9 |
| II | 0.4 | | -0.6 | 0.5 | | -0.2 | 0.2 | | 0.3 | | 0.6 | -0.9 | 0.8 | 0.5 | -0.5 |
| III | 0.5 | | 2.3 | 0.4 | | 0.1 | 0.3 | | -0.6 | | 0.5 | | 0.7 | 0.7 | 0.3 |
| IV | 0.3 | | 2.9 | 0.2 | | 0.2 | 0.0 | | 0.9 | | -0.3 | | 0.7 | 1.7 | -0.7 |
| 1994 I | 0.9 | | 0.4 | 1.2 | | 0.7 | 0.7 | | 0.1 | | 1.0 | | 0.8 | 0.7 | 1.0 |
| 0102 | Privater Verbrauch Volumen | | | | Consumption of households volume | | | | | | Consommation privée volume | | | | |
| | <i>1985 = 100</i> | | | | | | | | | | | | | | |
| 1991 | 122.7 | 118.9 | 104.1 | 122.5 | 115.4 | 129.1 | 118.4 | 247.9 | 124.2 | 129.7 | 118.1 | 134.5 | 122.9 | 113.7 | 125.6 |
| 1992 | 123.6 | 122.4 | 104.9 | 124.2 | 117.4 | 131.8 | 120.0 | 135.5 | 126.9 | 131.9 | 120.6 | 139.5 | 122.9 | 116.6 | 127.8 |
| 1993 | 123.9 | 120.7 | 107.8 | 125.7 | 117.1 | 128.7 | 120.8 | 138.1 | 123.1 | 132.2 | 121.6 | 140.7 | 125.9 | 120.5 | 129.1 |
| 1994 | 124.7 | 121.7 | 112.5 | 124.4 | 117.8 | 128.8 | 122.1 | 143.6 | 123.7 | 134.4 | 122.6 | 141.0 | 128.7 | 124.5 | 131.5 |
| | <i>T/T-1 %</i> | | | | | | | | | | | | | | |
| 1993 I | -0.9 | | -0.2 | -1.7 | | -0.9 | -0.9 | | -1.8 | | -2.2 | 0.4 | 0.3 | 0.2 | 1.3 |
| II | 0.5 | | 0.2 | 0.5 | | -1.1 | 0.6 | | -0.3 | | 2.4 | -0.5 | 0.6 | 0.8 | -0.6 |
| III | 0.7 | | 2.4 | 0.8 | | -0.8 | 0.7 | | 0.0 | | 0.3 | | 1.2 | 1.1 | 0.4 |
| IV | 0.1 | | 2.9 | -0.7 | | -0.1 | 0.0 | | -0.2 | | -0.3 | | 1.1 | 1.1 | 0.7 |
| 1994 I | 0.5 | | 0.8 | 1.2 | | 0.1 | 0.0 | | 1.3 | | 0.1 | | 0.6 | 1.1 | 1.4 |
| 0103 | Bruttoanlageninvestitionen Volumen | | | | Fixed capital formation volume | | | | | | Formation brute de capital fixe volume | | | | |
| | <i>1985 = 100</i> | | | | | | | | | | | | | | |
| 1991 | 132.0 | 153.9 | 98.8 | 135.3 | 143.9 | 176.6 | 132.3 | 114.2 | 125.0 | 210.4 | 120.7 | 168.7 | 118.0 | 94.5 | 158.7 |
| 1992 | 130.4 | 155.5 | 90.7 | 136.5 | 139.7 | 169.7 | 129.0 | 114.0 | 122.5 | 206.0 | 122.0 | 177.8 | 116.5 | 100.4 | 157.4 |
| 1993 | 122.4 | 144.6 | 89.0 | 126.5 | 135.1 | 152.2 | 122.4 | 114.4 | 108.9 | 214.3 | 118.5 | 170.8 | 116.9 | 111.4 | 155.3 |
| 1994 | 123.6 | 146.6 | 95.5 | 126.2 | 137.6 | 150.2 | 124.2 | 120.9 | 109.7 | 210.4 | 118.1 | 172.7 | 121.0 | 122.1 | 153.9 |
| | <i>T/T-1 %</i> | | | | | | | | | | | | | | |
| 1993 I | -2.8 | | 9.6 | -4.7 | | -3.2 | -3.3 | | -4.5 | | -5.1 | -2.4 | 0.2 | 2.6 | 0.8 |
| II | -1.7 | | -4.5 | -1.5 | | -2.8 | -1.2 | | -3.4 | | 1.5 | -2.7 | -2.4 | 2.2 | -0.4 |
| III | 0.5 | | 1.8 | 0.1 | | -2.2 | 0.7 | | -1.9 | | 4.4 | | 1.1 | 2.1 | 0.3 |
| IV | -1.0 | | 0.7 | -2.7 | | -1.0 | -0.6 | | 0.2 | | -6.8 | | 2.5 | 5.7 | -1.5 |
| 1994 I | 1.6 | | 4.3 | 3.3 | | 0.1 | -0.2 | | 1.6 | | 0.6 | | 2.0 | 1.6 | -0.7 |
| 0105 | Einfuhr Volumen | | | | Imports volume | | | | | | Imports volume | | | | |
| | <i>1985 = 100</i> | | | | | | | | | | | | | | |
| 1991 | 148.0 | 146.7 | 117.7 | 151.2 | 183.5 | 216.7 | 147.7 | 142.7 | 146.7 | 148.3 | 135.0 | 215.2 | 132.4 | 123.7 | 160.6 |
| 1992 | 154.0 | 150.8 | 117.1 | 156.9 | 194.0 | 231.0 | 149.3 | 150.5 | 155.2 | 148.5 | 138.5 | 239.2 | 140.7 | 134.5 | 159.9 |
| 1993 | 147.5 | 144.6 | 112.2 | 141.3 | 197.3 | 223.6 | 143.7 | 154.7 | 143.9 | 144.9 | 137.6 | 237.4 | 144.7 | 148.4 | 164.9 |
| 1994 | 152.5 | 148.8 | 121.1 | 144.6 | 204.5 | 231.7 | 148.6 | 163.7 | 149.7 | 147.2 | 141.4 | 244.3 | 150.3 | 164.3 | 170.2 |
| | <i>T/T-1 %</i> | | | | | | | | | | | | | | |
| 1993 I | -3.5 | | -1.4 | -7.9 | | -2.4 | -2.3 | | -5.9 | | -3.0 | 1.4 | 0.4 | 2.8 | 1.8 |
| II | -0.8 | | -4.6 | -0.8 | | -1.7 | -1.4 | | -1.3 | | 1.9 | -6.7 | -1.0 | 3.2 | 1.4 |
| III | 0.9 | | 6.4 | -0.4 | | 0.2 | 0.9 | | 0.3 | | 2.1 | | 1.6 | 1.5 | 0.2 |
| IV | 0.3 | | 2.0 | -1.3 | | 2.5 | -0.1 | | -1.6 | | -1.4 | | 2.7 | 3.9 | 2.0 |
| 1994 I | 3.1 | | 2.8 | 5.2 | | 3.8 | 2.9 | | 5.8 | | 1.8 | | 0.8 | 2.1 | 2.5 |

**VOLKSWIRTSCHAFTLICHE
GESAMTRECHNUNG ESGV**
**NATIONAL ACCOUNTS
ESA**
**COMPTES NATIONAUX
SEC**

| | EUR | B | DK | D(*) | GR | E | F | IRL | I | L | NL | P | UK | USA | JAP | |
|-------------|--|-------|-------|-------|--|-------|-------|-------|-------|-------|-------|-------|---|-------|-------|--|
| 0106 | Ausfuhr Volumen | | | | Exports volume | | | | | | | | Exports volume | | | |
| | <i>1985 = 100</i> | | | | | | | | | | | | | | | |
| 1991 | 135.5 | 139.8 | 136.0 | 145.4 | 171.5 | 130.5 | 132.4 | 161.2 | 129.4 | 134.2 | 136.2 | 161.3 | 121.0 | 175.7 | 125.4 | |
| 1992 | 141.0 | 142.1 | 141.0 | 150.9 | 185.3 | 139.3 | 139.0 | 182.1 | 136.2 | 136.0 | 139.6 | 171.2 | 124.7 | 186.9 | 131.9 | |
| 1993 | 141.3 | 137.5 | 139.1 | 141.8 | 189.9 | 151.6 | 138.1 | 189.0 | 151.0 | 131.3 | 140.4 | 165.1 | 128.6 | 193.5 | 133.3 | |
| 1994 | 148.2 | 141.9 | 144.9 | 148.6 | 197.8 | 165.5 | 143.3 | 198.9 | 161.5 | 134.6 | 145.8 | 175.6 | 134.6 | 203.9 | 135.0 | |
| | <i>T/T-1 %</i> | | | | | | | | | | | | | | | |
| 1993 I | -2.0 | | -4.4 | -4.1 | | 1.6 | -2.2 | | 5.9 | | -3.0 | -0.6 | 1.0 | -0.6 | 1.1 | |
| II | 0.4 | | -2.0 | -0.1 | | 3.0 | 0.7 | | -1.1 | | 3.1 | -9.0 | -1.4 | 0.9 | -1.9 | |
| III | 1.8 | | 7.1 | -0.7 | | 3.4 | 3.2 | | 2.8 | | 1.9 | | 3.0 | -0.2 | 0.7 | |
| IV | 2.2 | | 2.0 | 3.5 | | 4.5 | 0.9 | | 1.2 | | 2.3 | | 0.6 | 4.7 | -2.1 | |
| 1994 I | 1.9 | | -3.8 | 2.8 | | 7.1 | -0.1 | | 5.1 | | -0.4 | | 2.3 | -0.3 | 3.7 | |
| 0111 | Bruttoinlandsprodukt Veränderung der Preise | | | | Gross Domestic Product change in price | | | | | | | | Produit Intérieur Brut évolution des prix | | | |
| | <i>1985 = 100</i> | | | | | | | | | | | | | | | |
| 1991 | 126.9 | 127.4 | 125.9 | 127.2 | 116.5 | 153.7 | 118.8 | 70.9 | 141.7 | 127.8 | 116.6 | 161.4 | 117.2 | 76.8 | 117.6 | |
| 1992 | 131.5 | 133.7 | 130.0 | 134.8 | 122.0 | 158.7 | 123.7 | 109.2 | 142.3 | 135.6 | 121.4 | 187.2 | 116.3 | 75.4 | 121.2 | |
| 1993 | 132.7 | 141.1 | 136.0 | 145.3 | 127.7 | 147.4 | 130.7 | 107.2 | 128.7 | 142.5 | 128.5 | 187.2 | 113.6 | 85.8 | 154.4 | |
| 1994 | 135.8 | 147.1 | 138.5 | 148.7 | 131.9 | 145.0 | 133.1 | 111.8 | 131.3 | 149.0 | 131.3 | 188.3 | 119.6 | 90.6 | 172.1 | |
| | <i>T/T-1 %</i> | | | | | | | | | | | | | | | |
| 1993 I | 0.9 | | 2.1 | 0.7 | | 0.8 | 1.0 | | 1.2 | | -0.3 | 3.3 | 1.3 | 0.9 | 0.2 | |
| II | 0.8 | | -0.4 | 0.9 | | 1.0 | 0.6 | | 1.4 | | 0.4 | 1.2 | 0.8 | 0.6 | 0.3 | |
| III | 0.5 | | -0.3 | 0.4 | | 0.9 | 0.2 | | 1.2 | | 0.6 | | 0.7 | 0.4 | 0.5 | |
| IV | 0.7 | | 0.8 | 0.9 | | 1.0 | 0.1 | | 0.6 | | 0.8 | | 0.9 | 0.3 | 0.0 | |
| 1994 I | 0.6 | | 0.7 | 0.4 | | 1.0 | 0.4 | | 0.7 | | 0.7 | | 0.7 | 0.7 | -0.1 | |
| 0112 | Privater Verbrauch Veränderung der Preise | | | | Consumption of households change in price | | | | | | | | Consommation privée évolution des prix | | | |
| | <i>1985 = 100</i> | | | | | | | | | | | | | | | |
| 1991 | 122.6 | 121.8 | 124.2 | 121.8 | 122.9 | 147.3 | 116.2 | 57.4 | 134.5 | 124.3 | 117.5 | 142.5 | 114.8 | 79.3 | 116.7 | |
| 1992 | 127.5 | 126.2 | 128.4 | 128.7 | 128.4 | 152.0 | 121.2 | 112.0 | 136.2 | 129.7 | 122.9 | 159.9 | 114.3 | 78.2 | 120.8 | |
| 1993 | 128.6 | 133.4 | 134.3 | 137.9 | 134.2 | 142.1 | 127.8 | 108.7 | 123.9 | 138.1 | 131.1 | 158.4 | 111.9 | 89.0 | 154.0 | |
| 1994 | 132.0 | 138.9 | 137.2 | 141.8 | 138.4 | 140.8 | 130.4 | 112.9 | 127.2 | 144.2 | 134.2 | 159.7 | 118.0 | 94.2 | 172.2 | |
| | <i>T/T-1 %</i> | | | | | | | | | | | | | | | |
| 1993 I | 0.9 | | 0.9 | 1.0 | | 1.2 | 0.7 | | 1.6 | | 0.6 | 2.2 | 1.0 | 0.7 | 0.3 | |
| II | 0.7 | | 0.4 | 0.6 | | 1.2 | 0.5 | | 1.3 | | 1.1 | 0.7 | 0.8 | 0.6 | 0.3 | |
| III | 0.6 | | 0.5 | 0.6 | | 1.2 | 0.5 | | 1.1 | | 0.3 | | 0.7 | 0.3 | 0.5 | |
| IV | 0.8 | | 0.0 | 1.3 | | 1.2 | 0.4 | | 1.3 | | 0.0 | | 0.6 | 0.6 | -0.4 | |
| 1994 I | 0.7 | | 0.7 | 0.5 | | 1.2 | 0.6 | | 0.2 | | 1.2 | | 0.8 | 0.3 | 0.5 | |
| 0113 | Bruttoanlageninvestitionen Veränderung der Preise | | | | Gross fixed capital formation change in price | | | | | | | | Formation brute de capital fixe évolution des prix | | | |
| | <i>1985 = 100</i> | | | | | | | | | | | | | | | |
| 1991 | 122.7 | 121.4 | 121.1 | 127.4 | 88.2 | 138.2 | 115.9 | 113.4 | 127.1 | 128.8 | 119.2 | 145.0 | 113.2 | 70.4 | 111.5 | |
| 1992 | 124.8 | 126.8 | 127.1 | 134.7 | 93.1 | 137.3 | 118.9 | 116.3 | 126.8 | 136.0 | 124.3 | 162.8 | 104.7 | 67.0 | 113.6 | |
| 1993 | 125.4 | 132.4 | 132.9 | 144.7 | 95.2 | 128.4 | 124.7 | 114.2 | 114.9 | 142.0 | 131.0 | 163.4 | 99.1 | 74.3 | 143.5 | |
| 1994 | 127.7 | 137.8 | 135.7 | 147.3 | 97.7 | 126.0 | 126.8 | 118.6 | 117.9 | 149.2 | 133.2 | 164.9 | 103.2 | 77.8 | 157.9 | |
| | <i>T/T-1 %</i> | | | | | | | | | | | | | | | |
| 1993 I | 0.6 | | 0.4 | 0.5 | | 1.8 | 1.0 | | 1.8 | | -0.5 | 3.1 | -0.3 | -0.3 | 0.2 | |
| II | 0.7 | | 0.6 | 1.0 | | 1.3 | 0.3 | | 1.3 | | 0.4 | 0.3 | 0.6 | 0.4 | 0.0 | |
| III | 0.4 | | -0.1 | 0.4 | | 0.8 | 0.3 | | 0.3 | | 0.3 | | 0.4 | -0.3 | -0.2 | |
| IV | 0.2 | | -0.9 | 0.5 | | 0.4 | 0.2 | | 0.3 | | 1.5 | | -0.5 | 0.1 | -0.4 | |
| 1994 I | 0.3 | | 1.3 | -0.1 | | 1.4 | 0.5 | | 2.0 | | 0.6 | | -0.1 | 0.5 | -1.0 | |

BESCHÄFTIGUNG
EMPLOYMENT
EMPLOI

| | EUR | B | DK | D(*) | GR | E | F | IRL | I | L | NL | P | UK |
|-------------|---|---------|--------|---------|---------|--|---------|--------|---------|-------|---------------------------------------|--------|---------|
| 0201 | Gesamtbevölkerung | | | | | Total population | | | | | Population totale | | |
| | <i>1000</i> | | | | | | | | | | | | |
| 1991 | 329264.1 | 10004.5 | 5146.5 | 64074.0 | 10200.0 | 39024.9 | 57055.4 | 3526.0 | 57114.0 | 387.1 | 15069.5 | 9861.3 | 57800.9 |
| 1992 | 330988.6 | 10045.2 | 5162.1 | 64865.0 | 10313.6 | 39085.1 | 57373.7 | 3549.0 | 57187.0 | 392.5 | 15184.0 | 9833.0 | 57998.4 |
| 1993 | 330867.2 | | 5180.6 | 65316.0 | 10368.2 | 39082.6 | 57666.8 | 3563.0 | 56121.0 | 395.2 | 15290.5 | 9839.7 | |
| 1994 | 330875.2 | | | | | | | 3571.0 | | | | | |
| 0202 | Zivile Erwerbspersonen insgesamt | | | | | Civilian labour forces total | | | | | Population active civile total | | |
| | <i>1000</i> | | | | | | | | | | | | |
| 1991 | 146229.6 | 4126.6 | 2860.6 | 30203.0 | 3933.5 | 15073.7 | 24491.2 | 1330.0 | 24063.0 | 165.8 | 6934.0 | 4799.9 | 28248.3 |
| 1992 | 146624.8 | 4159.7 | 2868.6 | 30502.0 | 4034.3 | 15149.7 | 24598.7 | 1348.0 | 24069.0 | 166.7 | 6905.0 | 4706.1 | 28117.0 |
| 1993 | 145430.3 | | 2874.4 | 30533.0 | 4118.4 | 15308.2 | 24692.0 | 1363.0 | 22614.0 | 166.7 | 7008.0 | 4681.9 | 27911.0 |
| 1994 | 145452.3 | | | | | | | 1385.0 | | | | | |
| 0203 | Zivile Erwerbstätige insgesamt | | | | | Civilian employment total | | | | | Emploi civil total | | |
| | <i>1000</i> | | | | | | | | | | | | |
| 1991 | 132988.1 | 3735.5 | 2607.3 | 28514.0 | 3632.4 | 12607.7 | 22142.3 | 1122.0 | 21410.0 | 163.5 | 6444.0 | 4602.1 | 26007.3 |
| 1992 | 132083.7 | 3724.0 | 2584.1 | 28694.0 | 3684.5 | 12359.2 | 22007.9 | 1127.0 | 21270.0 | 164.0 | 6519.0 | 4512.0 | 25438.0 |
| 1993 | 129377.9 | | 2573.9 | 28263.0 | 3720.2 | 11825.6 | 21780.6 | 1134.0 | 20152.0 | 163.2 | 6571.0 | 4424.4 | 25046.0 |
| 1994 | 129407.9 | | | | | | | 1164.0 | | | | | |
| 0205 | Zivile Arbeitnehmer insgesamt | | | | | Number of civilian employees total | | | | | Emploi civil salarié total | | |
| | <i>1000</i> | | | | | | | | | | | | |
| 1991 | 109102.2 | 3001.4 | 2342.2 | 25460.0 | 1930.5 | 9332.3 | 19281.7 | 853.0 | 15297.0 | 177.7 | 5721.0 | 3193.1 | 22512.3 |
| 1992 | 108644.5 | 3067.9 | 2351.6 | 25627.0 | 1937.6 | 9030.0 | 19241.7 | 858.0 | 15297.0 | 182.7 | 5794.0 | 3351.0 | 21906.0 |
| 1993 | 106230.6 | | 2310.1 | 25199.0 | 1980.8 | 8634.0 | 19111.4 | | 14266.0 | 186.3 | 5806.0 | 3257.1 | 21554.0 |
| 1994 | 106230.6 | | | | | | | | | | | | |
| 0206 | Arbeitnehmer Landwirtschaft | | | | | Number of employees agriculture | | | | | Emploi salarié agriculture | | |
| | <i>1000</i> | | | | | | | | | | | | |
| 1991 | 2394.0 | 17.9 | 52.4 | 222.0 | 30.4 | 464.7 | 260.1 | 23.0 | 743.0 | 1.5 | 107.0 | 135.5 | 336.5 |
| 1992 | 2215.6 | 17.9 | 51.8 | 211.0 | 28.5 | 400.7 | 259.3 | 22.0 | 748.0 | 1.5 | 101.0 | 95.9 | 278.0 |
| 1993 | 2026.4 | | 51.8 | 201.0 | 35.7 | 371.7 | 258.8 | | 605.0 | 1.6 | 99.0 | 85.9 | 276.0 |
| 1994 | 2026.4 | | | | | | | | | | | | |
| 0207 | Arbeitnehmer Industrie | | | | | Number of employees industry | | | | | Emploi salarié industrie | | |
| | <i>1000</i> | | | | | | | | | | | | |
| 1991 | 37714.4 | 949.7 | 651.2 | 10599.0 | 690.0 | 3539.5 | 6032.8 | 288.0 | 5726.0 | 55.9 | 1576.0 | 1327.6 | 6278.7 |
| 1992 | 36404.7 | 932.6 | 630.8 | 10411.0 | 675.7 | 3330.7 | 5837.3 | 280.0 | 5674.0 | 56.5 | 1502.0 | 1266.1 | 5808.0 |
| 1993 | 34647.1 | | 630.8 | 9884.0 | 621.4 | 3009.0 | 5568.6 | | 5421.0 | 56.6 | 1477.0 | 1227.1 | 5539.0 |
| 1994 | 34647.1 | | | | | | | | | | | | |
| 0208 | Arbeitnehmer Dienstleistungen | | | | | Number of civilian employees services | | | | | Emploi civil salarié services | | |
| | <i>1000</i> | | | | | | | | | | | | |
| 1991 | 68990.6 | 2033.7 | 1638.6 | 14639.0 | 1210.1 | 5328.1 | 12988.7 | 542.0 | 8827.0 | 120.3 | 4037.0 | 1729.9 | 15896.1 |
| 1992 | 69861.2 | 2117.3 | 1669.0 | 15005.0 | 1233.3 | 5298.6 | 13145.3 | 555.0 | 8875.0 | 124.7 | 4030.0 | 1989.0 | 15819.0 |
| 1993 | 69434.6 | | 1627.5 | 15114.0 | 1323.7 | 5253.3 | 13284.6 | | 8240.0 | 128.1 | 4108.0 | 1944.1 | 15739.0 |
| 1994 | 69434.6 | | | | | | | | | | | | |

BESCHÄFTIGUNG
EMPLOYMENT
EMPLOI

| | EUR | B | DK | D(*) | GR | E | F | IRL | I | L | NL | P | UK | |
|-------------|---|------|------|-------|---|-------|------|-------|------|------|---|------|------|--|
| 0209 | Arbeitnehmer Industrie NACE Rev.1 C-E | | | | Number of employees industry NACE Rev.1 C-E 1990=100 | | | | | | Emploi salarié Industrie NACE Rev.1 C-E | | | |
| 1991 | 97.9 | 99.1 | 97.9 | 101.4 | 92.5 | 97.0 | 98.4 | 100.7 | 97.2 | 99.1 | 99.7 | 98.2 | 93.0 | |
| 1992 | 94.4 | 95.5 | 95.9 | 98.9 | 88.1 | 94.2 | 95.2 | 100.7 | 91.8 | 98.3 | 99.0 | 95.1 | 87.9 | |
| 1993 | 88.2 | 90.3 | 91.5 | 90.3 | 83.8 | 85.2 | 89.3 | 100.6 | 86.7 | 93.3 | 95.4 | 89.5 | 84.9 | |
| 1994 | 85.0 | 86.5 | | 84.4 | 82.4 | 83.1 | 87.3 | 103.0 | 82.4 | 90.3 | 91.7 | 89.0 | 84.3 | |
| 1994 II | 83.5 | 86.7 | | 84.8 | 82.8 | 82.7 | 87.1 | 101.2 | 82.9 | 90.3 | 92.0 | | 77.1 | |
| III | 83.1 | 85.8 | | 83.9 | 82.0 | 82.7 | 87.0 | 101.3 | 81.8 | 90.0 | 91.4 | | 77.3 | |
| IV | 82.9 | 85.2 | | 83.0 | 81.5 | 83.5 | 87.5 | | 80.8 | 89.9 | 91.2 | | 77.5 | |
| 1995 I | 82.0 | | | 82.2 | 81.5 | 83.1 | 87.6 | | 79.8 | 88.7 | | | 76.3 | |
| II | 81.4 | | | 81.2 | | 83.5 | 87.5 | | 79.2 | 89.0 | | | 74.6 | |
| 0210 | Arbeitnehmer Verarbeitendes Gewerbe NACE Rev.1 D | | | | Number of employees manufacturing industries NACE Rev.1 D 1990=100 | | | | | | Emploi salarié Industrie manufacturière NACE Rev.1 D | | | |
| 1991 | 97.8 | 98.8 | 98.6 | 101.6 | 92.2 | 96.9 | 98.4 | 101.1 | 96.4 | 98.9 | 99.7 | 98.3 | 92.7 | |
| 1992 | 94.2 | 95.0 | 96.6 | 99.0 | 87.7 | 93.9 | 95.3 | 101.1 | 90.9 | 98.0 | 98.6 | 95.4 | 87.8 | |
| 1993 | 88.2 | 89.8 | 92.4 | 90.4 | 83.0 | 86.2 | 89.4 | 101.1 | 85.2 | 92.8 | 94.5 | 89.7 | 85.5 | |
| 1994 | 84.9 | 86.4 | | 84.4 | 80.7 | 84.0 | 87.4 | 103.9 | 80.5 | 89.9 | 90.5 | 89.5 | 85.1 | |
| 1994 II | 83.4 | 86.6 | | 84.8 | 80.9 | 83.3 | 87.2 | 101.9 | 80.8 | 90.1 | 90.8 | | 78.2 | |
| III | 83.1 | 85.6 | | 83.9 | 80.4 | 83.8 | 87.1 | 102.2 | 79.9 | 89.7 | 90.1 | | 78.4 | |
| IV | 82.9 | 84.9 | | 83.0 | 79.4 | 84.4 | 87.6 | | 79.1 | 89.5 | 90.0 | | 78.7 | |
| 1995 I | 82.0 | | | 82.3 | 79.4 | 83.2 | 87.7 | | 78.2 | 88.4 | | | 77.6 | |
| II | 81.5 | | | 81.2 | | 83.5 | 87.7 | | 78.0 | 88.8 | | | 76.0 | |
| 0211 | Arbeitnehmer Metalle NACE Rev.1 27 | | | | Number of employees production of metals NACE Rev.1 27 1990=100 | | | | | | Emploi salarié Métallurgie NACE Rev.1 27 | | | |
| 1991 | 95.2 | 98.1 | 98.0 | 97.5 | 97.6 | 97.4 | 92.8 | 100.0 | 95.5 | 94.4 | | 94.9 | | |
| 1992 | 90.3 | 93.0 | 98.6 | 92.9 | 91.7 | 104.6 | 89.1 | 88.2 | 87.3 | 89.0 | | 87.9 | | |
| 1993 | 81.6 | 87.7 | 95.0 | 81.5 | 83.9 | 85.9 | 90.2 | 89.7 | 79.5 | 78.5 | | 75.0 | | |
| 1994 | 75.3 | 83.5 | | 72.6 | 80.7 | 77.1 | 87.9 | 86.8 | 76.0 | 72.9 | | 62.8 | | |
| 1994 II | 79.0 | 83.1 | | 72.9 | 81.1 | 78.1 | 88.5 | 87.5 | 76.5 | 73.0 | | | | |
| III | 78.4 | 82.9 | | 72.1 | 80.9 | 75.0 | 89.1 | 82.5 | 75.7 | 72.8 | | | | |
| IV | 77.5 | 82.6 | | 71.4 | 79.2 | 76.3 | 85.6 | | 74.7 | 72.1 | | | | |
| 1995 I | | | | | 80.2 | 76.2 | 86.7 | | 71.4 | 65.8 | | | | |
| II | | | | | | 74.0 | 87.0 | | 70.4 | 65.5 | | | | |

BESCHÄFTIGUNG
EMPLOYMENT
EMPLOI

| | EUR | B | DK | D(*) | GR | E | F | IRL | I | L | NL | P | UK | |
|-------------|--|-------|-------|-------|---|------|-------|-------|------|-------|-------|------|--|--|
| 0212 | Arbeitnehmer Chemie NACE Rev.1 24 | | | | Number of employees chemical industry NACE Rev.1 24 1990=100 | | | | | | | | Emploi salarié Chimie NACE Rev.1 24 | |
| 1991 | 98.6 | 100.5 | | 101.0 | 93.1 | 94.7 | 99.0 | 107.8 | 98.7 | 124.0 | 98.9 | 95.7 | 95.5 | |
| 1992 | 95.5 | 99.7 | | 99.5 | 87.7 | 80.7 | 96.4 | 114.0 | 92.8 | 178.8 | 97.1 | 95.2 | 94.9 | |
| 1993 | 90.5 | 96.1 | | 92.8 | 87.0 | 76.5 | 90.9 | 117.5 | 87.0 | 181.1 | 92.7 | 86.7 | 92.9 | |
| 1994 | 84.4 | 93.5 | | 86.9 | 86.6 | 76.6 | 89.5 | 125.7 | 79.2 | 174.9 | 89.6 | 82.5 | 77.3 | |
| 1994 II | 84.6 | 93.7 | | 87.3 | 86.9 | 75.8 | 89.1 | 123.8 | 80.1 | 177.0 | 90.6 | | 78.3 | |
| III | 83.7 | 93.4 | | 86.3 | 86.6 | 73.9 | 89.4 | 124.7 | 78.2 | 173.0 | 89.2 | | 77.0 | |
| IV | 83.3 | 93.1 | | 85.4 | 86.0 | 75.8 | 89.7 | | 76.6 | 170.7 | 88.4 | | 76.7 | |
| 1995 I | | | | | 86.6 | 74.6 | 89.1 | | 75.3 | 172.7 | | | 74.8 | |
| II | | | | | | 75.7 | 89.4 | | 74.4 | 175.9 | | | 72.2 | |
| 0213 | Arbeitnehmer Machinenbau NACE Rev.1 29 | | | | Number of employees machinery and equipment NACE Rev.1 29 1990=100 | | | | | | | | Emploi salarié Machines et équipements NACE Rev.1 29 | |
| 1991 | 97.2 | 97.1 | 98.2 | 101.1 | 87.4 | 92.6 | 100.0 | 100.0 | 93.5 | 98.1 | 101.6 | 94.7 | 92.3 | |
| 1992 | 92.4 | 87.3 | 97.7 | 97.5 | 87.4 | 90.8 | 95.1 | 102.4 | 85.7 | 96.3 | 101.5 | 93.7 | 85.9 | |
| 1993 | 84.5 | 81.4 | 91.4 | 86.8 | 82.6 | 87.0 | 85.1 | 101.8 | 78.7 | 92.5 | 96.4 | 85.7 | 81.4 | |
| 1994 | 75.1 | 78.2 | | 79.0 | 78.2 | 84.9 | 83.0 | 108.9 | 75.5 | 87.4 | 93.6 | 81.7 | 57.7 | |
| 1994 II | 75.1 | 78.5 | | 79.4 | 76.4 | 83.3 | 82.3 | 107.9 | 75.4 | 88.3 | 93.3 | | 58.4 | |
| III | 74.9 | 76.7 | | 78.4 | 79.4 | 85.4 | 82.5 | 108.8 | 75.0 | 86.6 | 92.7 | | 58.8 | |
| IV | 75.0 | 75.4 | | 77.7 | 81.3 | 86.7 | 84.4 | | 75.1 | 85.2 | 93.9 | | 59.6 | |
| 1995 I | | | | | 82.1 | 85.1 | 85.3 | | 75.2 | 84.1 | | | 54.4 | |
| II | | | | | | 88.2 | 85.7 | | 75.8 | 85.0 | | | 50.0 | |
| 0215 | Arbeitnehmer Fahrzeugbau NACE Rev.1 34-35 | | | | Number of employees transport equipment NACE Rev.1 34-35 1990=100 | | | | | | | | Emploi salarié Matériel de transport NACE Rev.1 34-35 | |
| 1991 | 97.6 | 101.9 | 102.2 | 100.8 | 97.5 | 95.7 | | 105.7 | 96.9 | 101.0 | 98.8 | 94.1 | 91.7 | |
| 1992 | 94.2 | 100.6 | 99.4 | 98.3 | 93.8 | 98.9 | | 104.3 | 90.1 | 93.3 | 98.9 | 92.3 | 85.2 | |
| 1993 | 86.2 | 94.8 | 91.6 | 89.6 | 80.9 | 90.8 | | 106.7 | 83.1 | 81.5 | 88.2 | 82.8 | 78.1 | |
| 1994 | 79.6 | 90.3 | | 83.2 | 78.8 | 86.6 | | 103.7 | 78.5 | 74.3 | 81.2 | 79.2 | 67.0 | |
| 1994 II | | | | 83.7 | 77.0 | 87.6 | | 105.6 | 79.3 | 75.5 | 82.6 | | 67.5 | |
| III | | | | 82.6 | 77.8 | 86.1 | | 95.3 | 78.0 | 73.7 | 79.9 | | 67.0 | |
| IV | | | | 81.8 | 78.6 | 85.7 | | | 76.1 | 73.0 | 80.1 | | 67.0 | |
| 1995 I | | | | | 79.9 | 86.4 | | | 74.5 | 72.2 | | | 65.6 | |
| II | | | | | | 85.5 | | | 73.3 | 69.3 | | | 64.2 | |

BESCHÄFTIGUNG

EMPLOYMENT

EMPLOI

| | EUR | B | DK | D(*) | GR | E | F | IRL | I | L | NL | P | UK | |
|-------------|--|------|------|-------|--|------|-------|-------|------|-------|---|-------|------|--|
| 0216 | Arbeitnehmer Nahrungsmittel, usw. NACE Rev.1 15 | | | | Number of employees food, drink NACE Rev.1 15 1990=100 | | | | | | Emploi salarié Alimentation et boisson NACE Rev.1 15 | | | |
| 1991 | 97.6 | | 98.6 | 106.7 | 93.6 | 95.4 | 101.6 | 102.1 | | 101.5 | 100.9 | 103.1 | 84.8 | |
| 1992 | 95.9 | | 95.1 | 106.3 | 92.8 | 91.8 | 104.0 | 102.6 | | 102.7 | 100.4 | 99.3 | 79.2 | |
| 1993 | 95.2 | | 93.1 | 100.6 | 93.7 | 92.0 | 106.9 | 104.0 | | 100.4 | 99.4 | 100.0 | 78.3 | |
| 1994 | 94.3 | | | 97.6 | 91.4 | 91.0 | 105.5 | 104.9 | | 98.8 | 96.6 | 104.6 | 79.1 | |
| 1994 II | 91.7 | | | 98.1 | 92.6 | 90.4 | 105.3 | 101.2 | | 98.3 | 97.4 | | 78.9 | |
| III | 91.5 | | | 97.4 | 92.5 | 91.1 | 105.2 | 100.7 | | 99.5 | 96.6 | | 78.7 | |
| IV | 90.9 | | | 96.7 | 86.9 | 88.9 | 105.2 | | | 99.7 | 95.9 | | 78.7 | |
| 1995 I | | | | | 92.3 | 88.1 | 105.3 | | | 104.7 | | | 79.9 | |
| II | | | | | | 86.0 | 104.7 | | | 105.0 | | | | |
| 0217 | Arbeitnehmer Textilien NACE Rev.1 17 | | | | Number of employees textiles NACE Rev.1 17 1990=100 | | | | | | Emploi salarié Textiles NACE Rev.1 17 | | | |
| 1991 | 94.8 | 96.6 | 89.1 | 98.1 | 88.1 | 95.7 | 91.9 | 98.3 | 95.1 | 100.3 | 103.4 | 95.8 | 91.1 | |
| 1992 | 88.7 | 93.1 | 87.7 | 91.6 | 80.6 | 80.5 | 88.3 | 97.6 | 90.7 | 102.4 | 99.5 | 89.3 | 88.4 | |
| 1993 | 82.0 | 86.6 | 83.6 | 79.6 | 70.9 | 65.9 | 86.9 | 94.3 | 85.7 | 111.7 | 96.2 | 85.2 | 87.8 | |
| 1994 | 78.6 | 83.0 | | 71.8 | 67.6 | 65.8 | 83.8 | 96.2 | 81.5 | 117.6 | 89.6 | 82.1 | 88.1 | |
| 1994 II | 77.2 | 83.6 | | 72.7 | 66.8 | 64.7 | 84.1 | 94.6 | 81.6 | 117.4 | 91.1 | | 87.5 | |
| III | 76.7 | 82.4 | | 71.2 | 67.1 | 65.3 | 84.0 | 95.0 | 81.2 | 117.9 | 88.4 | | 88.1 | |
| IV | 76.7 | 81.9 | | 69.4 | 69.9 | 70.2 | 82.8 | | 81.1 | 117.2 | 88.1 | | 88.3 | |
| 1995 I | | | | | 70.5 | 67.6 | 83.6 | | 79.9 | 115.5 | | | 87.7 | |
| II | | | | | | 65.1 | 83.5 | | 79.7 | 118.0 | | | | |
| 0218 | Arbeitnehmer Schuhe, Bekleidung NACE Rev.1 18 | | | | Number of employees footwear, clothing NACE Rev.1 18 1990=100 | | | | | | Emploi salarié Habillement NACE Rev.1 18 | | | |
| 1991 | | | | 95.9 | | | 92.1 | | | | 99.5 | 99.6 | 86.1 | |
| 1992 | | | | 86.1 | | | 85.9 | | | | 94.6 | 95.7 | 78.8 | |
| 1993 | | | | 69.0 | | | 78.1 | | | | 76.4 | 89.4 | 77.0 | |
| 1994 | | | | 60.9 | | | 75.3 | | | | 69.5 | | 77.4 | |
| 1994 I | | | | 63.4 | | | 75.5 | | | | 73.2 | | 78.0 | |
| II | | | | 61.8 | | | 75.4 | | | | 68.4 | | 77.6 | |
| III | | | | 59.7 | | | 75.4 | | | | 69.5 | | 77.6 | |
| IV | | | | 58.4 | | | 74.9 | | | | 66.9 | | 76.2 | |
| 1995 I | | | | | | | 74.8 | | | | | | 75.7 | |

ARBEITSLOSIGKEIT

UNEMPLOYMENT

CHOMAGE

| | EUR | B | DK | D | GR | E | F | IRL | I | L | NL | P | UK | USA | JAP |
|-------------|---|------|------|-----|-----|---|------|------|------|-----|--|-----|------|-----|-----|
| 0301 | Arbeitslosenquoten insgesamt saisonbereinigt | | | | | Unemployment rates total seasonally adjusted | | | | | Taux de chômage total désaisonné | | | | |
| | % | | | | | | | | | | | | | | |
| 1991 | 8.2 | 6.6 | 8.4 | 5.6 | 7.0 | 16.4 | 9.5 | 14.8 | 8.8 | 1.7 | 5.8 | 4.0 | 8.8 | 6.7 | 2.1 |
| 1992 | 9.3 | 7.3 | 9.2 | 6.6 | 7.9 | 18.5 | 10.4 | 15.4 | 9.0 | 2.1 | 5.6 | 4.2 | 10.1 | 7.4 | 2.2 |
| 1993 | 10.8 | 8.9 | 10.1 | 7.9 | 8.6 | 22.8 | 11.7 | 15.6 | 10.3 | 2.7 | 6.6 | 5.7 | 10.4 | 6.8 | 2.5 |
| 1994 | 11.2 | 10.0 | 8.2 | 8.4 | 8.9 | 24.3 | 12.3 | 14.7 | 11.4 | 3.5 | 7.0 | 7.0 | 9.6 | 6.1 | 2.9 |
| 1994 08 | 11.2 | 10.1 | 8.1 | 8.4 | | 24.5 | 12.3 | 14.5 | 11.6 | 3.5 | 7.1 | 6.9 | 9.5 | 6.1 | 3.0 |
| 09 | 11.1 | 10.1 | 7.8 | 8.3 | | 24.4 | 12.2 | 14.5 | 11.6 | 3.6 | 7.0 | 7.0 | 9.3 | 5.9 | 3.0 |
| 10 | 11.0 | 10.1 | 7.6 | 8.2 | | 23.9 | 12.1 | 14.5 | 11.8 | 3.7 | 7.1 | 7.2 | 9.1 | 5.8 | 3.0 |
| 11 | 11.0 | 10.1 | 7.4 | 8.2 | | 23.8 | 12.0 | 14.5 | 11.9 | 3.6 | 7.0 | 7.3 | 9.0 | 5.6 | 2.9 |
| 12 | 10.9 | 10.0 | 7.3 | 8.1 | | 23.5 | 12.0 | 14.4 | 12.1 | 3.8 | 7.0 | 7.2 | 8.8 | 5.4 | 2.8 |
| 1995 01 | 10.9 | 10.1 | 7.2 | 8.1 | | 23.3 | 11.8 | 14.3 | 12.1 | 3.8 | 6.9 | 7.3 | 8.7 | 5.6 | 3.0 |
| 02 | 10.8 | 10.1 | 7.1 | 8.1 | | 23.2 | 11.7 | 14.3 | 11.9 | 3.8 | 7.0 | 7.2 | 8.6 | 5.4 | 3.0 |
| 03 | 10.8 | 10.1 | 7.0 | 8.1 | | 23.0 | 11.6 | 14.3 | 11.8 | 3.9 | 6.7 | 7.1 | 8.9 | 5.5 | 3.0 |
| 04 | 10.8 | 10.2 | 6.9 | 8.2 | | 22.8 | 11.5 | 14.4 | 12.1 | 3.9 | 6.8 | 7.3 | 8.8 | 5.7 | 3.1 |
| 05 | 10.8 | 10.1 | 6.8 | 8.2 | | 22.9 | 11.4 | 14.3 | 12.2 | 3.9 | 6.7 | 7.2 | 8.8 | 5.7 | 3.1 |
| 06 | 10.7 | 10.1 | 6.8 | 8.2 | | 22.8 | 11.3 | 14.5 | 12.0 | 3.9 | 6.7 | 7.0 | 8.4 | 5.6 | 3.2 |
| 07 | 10.6 | 10.2 | 7.0 | 8.2 | | 22.7 | 11.2 | 14.4 | 11.8 | 3.9 | 6.7 | 7.1 | 8.4 | 5.7 | 3.1 |
| 08 | 10.6 | 10.2 | 6.9 | 8.3 | | 22.8 | 11.3 | 14.4 | 11.6 | 3.8 | 6.6 | 7.1 | 8.3 | 5.7 | 3.2 |
| 09 | 10.6 | 10.3 | 6.5 | 8.4 | | 22.6 | 11.4 | 14.5 | 11.3 | 3.9 | 6.6 | 7.1 | 8.2 | 5.7 | |
| 10 | 10.6 | 10.4 | | 8.4 | | 22.6 | 11.4 | 14.6 | 11.8 | 4.0 | | 7.1 | 8.2 | | |
| 0302 | Arbeitslosenquoten Männer saisonbereinigt | | | | | Unemployment rates men seasonally adjusted | | | | | Taux de chômage hommes désaisonné | | | | |
| | % | | | | | | | | | | | | | | |
| 1991 | 7.0 | 4.3 | 7.5 | 4.6 | 4.4 | 12.3 | 7.4 | 14.2 | 6.2 | 1.3 | 4.1 | 2.8 | 9.9 | 7.0 | 2.0 |
| 1992 | 8.1 | 5.3 | 8.3 | 5.2 | 5.0 | 14.5 | 8.3 | 15.1 | 6.5 | 1.7 | 4.3 | 3.6 | 11.9 | 7.8 | 2.1 |
| 1993 | 9.7 | 6.9 | 9.5 | 6.6 | 5.7 | 19.1 | 10.0 | 15.4 | 7.8 | 2.2 | 5.6 | 4.8 | 12.3 | 7.1 | 2.4 |
| 1994 | 10.0 | 8.0 | 7.4 | 7.2 | 6.0 | 19.9 | 10.5 | 14.4 | 8.9 | 3.0 | 6.3 | 6.1 | 11.2 | 6.2 | 2.8 |
| 1994 08 | 10.0 | 8.0 | 7.3 | 7.2 | | 20.0 | 10.4 | 14.3 | 8.9 | 3.1 | 6.2 | 6.2 | 11.2 | 6.1 | 2.9 |
| 09 | 10.0 | 8.0 | 7.0 | 7.1 | | 19.9 | 10.3 | 14.3 | 9.1 | 3.0 | 6.2 | 6.2 | 10.9 | 5.8 | 3.0 |
| 10 | 9.8 | 8.0 | 6.8 | 7.1 | | 19.2 | 10.2 | 14.2 | 9.1 | 3.1 | 6.2 | 6.4 | 10.6 | 5.8 | 3.0 |
| 11 | 9.7 | 7.9 | 6.6 | 7.0 | | 19.1 | 10.1 | 14.2 | 9.2 | 3.0 | 6.0 | 6.5 | 10.4 | 5.6 | 2.8 |
| 12 | 9.6 | 7.9 | 6.5 | 7.0 | | 18.7 | 10.0 | 14.0 | 9.4 | 3.1 | 6.1 | 6.4 | 10.1 | 5.5 | 2.8 |
| 1995 01 | 9.6 | 8.0 | 6.4 | 7.0 | | 18.4 | 9.9 | 14.0 | 9.2 | 3.1 | 5.9 | 6.4 | 10.1 | 5.6 | 3.0 |
| 02 | 9.5 | 8.0 | 6.3 | 7.0 | | 18.4 | 9.8 | 14.0 | 9.1 | 3.1 | 6.1 | 6.4 | 10.0 | 5.3 | 2.9 |
| 03 | 9.5 | 8.0 | 6.2 | 7.0 | | 18.3 | 9.7 | 13.9 | 9.1 | 3.2 | 5.8 | 6.5 | 10.3 | 5.4 | 3.0 |
| 04 | 9.5 | 8.1 | 6.0 | 7.1 | | 18.1 | 9.5 | 14.0 | 9.3 | 3.2 | 5.8 | 6.6 | 10.1 | 5.6 | 3.1 |
| 05 | 9.5 | 8.0 | 5.9 | 7.1 | | 18.2 | 9.5 | 14.0 | 9.6 | 3.1 | 5.7 | 6.5 | 10.1 | 5.7 | 3.1 |
| 06 | 9.4 | 8.0 | 6.0 | 7.2 | | 18.1 | 9.3 | 14.0 | 9.3 | 3.2 | 5.8 | 6.4 | 9.6 | 5.5 | 3.0 |
| 07 | 9.3 | 8.0 | 6.1 | 7.2 | | 18.0 | 9.2 | 14.0 | 9.0 | 3.1 | 5.7 | 6.5 | 9.6 | 5.6 | 3.1 |
| 08 | 9.3 | 8.1 | 6.0 | 7.2 | | 18.1 | 9.4 | 14.0 | 8.8 | 3.0 | 5.6 | 6.6 | 9.5 | 5.8 | 3.1 |
| 09 | 9.3 | 8.2 | 5.6 | 7.3 | | 18.1 | 9.5 | 14.0 | 8.5 | 3.1 | 5.5 | 6.6 | 9.3 | 5.7 | |
| 10 | 9.3 | 8.3 | | 7.4 | | 18.1 | 9.5 | 14.1 | 8.9 | 3.1 | | 6.7 | 9.2 | | |

ARBEITSLOSIGKEIT

UNEMPLOYMENT

CHOMAGE

| | EUR | B | DK | D | GR | E | F | IRL | I | L | NL | P | UK | USA | JAP | |
|-------------|---|------|------|------|------|--|------|------|------|-----|------|---|------|------|-----|--|
| 0303 | Arbeitslosenquoten Frauen saisonbereinigt | | | | | Unemployment rates women seasonally adjusted | | | | | | Taux de chômage femmes désaisonné | | | | |
| | % | | | | | | | | | | | | | | | |
| 1991 | 10.0 | 10.0 | 9.5 | 7.0 | 11.8 | 23.9 | 12.1 | 15.9 | 13.2 | 2.3 | 8.4 | 5.4 | 7.4 | 6.3 | 2.2 | |
| 1992 | 10.9 | 10.2 | 10.1 | 8.5 | 13.0 | 25.6 | 13.0 | 16.0 | 13.3 | 2.8 | 7.6 | 5.0 | 7.8 | 6.9 | 2.2 | |
| 1993 | 12.2 | 11.8 | 10.8 | 9.6 | 13.6 | 29.3 | 13.8 | 16.0 | 14.8 | 3.4 | 7.9 | 6.8 | 8.1 | 6.5 | 2.6 | |
| 1994 | 12.8 | 13.0 | 9.1 | 10.1 | 13.7 | 31.5 | 14.5 | 15.0 | 15.8 | 4.4 | 8.2 | 8.0 | 7.5 | 6.0 | 3.0 | |
| 1994 08 | 12.8 | 13.1 | 9.0 | 10.0 | | 31.9 | 14.5 | 14.9 | 16.2 | 4.1 | 8.2 | 7.9 | 7.4 | 6.0 | 3.2 | |
| 09 | 12.8 | 13.1 | 8.7 | 9.9 | | 31.9 | 14.5 | 14.9 | 16.0 | 4.6 | 8.3 | 8.0 | 7.4 | 5.9 | 2.9 | |
| 10 | 12.7 | 13.1 | 8.5 | 9.8 | | 31.6 | 14.5 | 14.9 | 16.3 | 4.7 | 8.4 | 8.1 | 7.2 | 5.7 | 3.0 | |
| 11 | 12.7 | 13.1 | 8.3 | 9.7 | | 31.6 | 14.4 | 15.0 | 16.5 | 4.8 | 8.4 | 8.3 | 7.2 | 5.6 | 2.9 | |
| 12 | 12.6 | 13.1 | 8.3 | 9.7 | | 31.3 | 14.3 | 15.1 | 16.7 | 5.0 | 8.4 | 8.2 | 7.0 | 5.4 | 2.8 | |
| 1995 01 | 12.6 | 13.1 | 8.2 | 9.6 | | 31.1 | 14.2 | 14.9 | 17.0 | 4.9 | 8.2 | 8.5 | 6.9 | 5.5 | 2.9 | |
| 02 | 12.5 | 13.1 | 8.1 | 9.6 | | 31.1 | 14.1 | 14.9 | 16.6 | 4.9 | 8.1 | 8.2 | 6.8 | 5.5 | 3.0 | |
| 03 | 12.5 | 13.1 | 8.0 | 9.6 | | 30.6 | 14.0 | 14.9 | 16.4 | 5.0 | 8.1 | 7.9 | 7.1 | 5.6 | 3.1 | |
| 04 | 12.5 | 13.2 | 7.9 | 9.6 | | 30.4 | 13.9 | 15.0 | 16.8 | 4.9 | 8.1 | 8.1 | 7.2 | 5.8 | 3.2 | |
| 05 | 12.5 | 13.1 | 7.8 | 9.6 | | 30.6 | 13.7 | 15.0 | 16.5 | 5.2 | 8.2 | 8.0 | 7.2 | 5.6 | 3.2 | |
| 06 | 12.4 | 13.1 | 7.8 | 9.6 | | 30.5 | 13.6 | 15.2 | 16.7 | 5.2 | 8.1 | 7.8 | 6.7 | 5.7 | 3.3 | |
| 07 | 12.4 | 13.2 | 8.1 | 9.6 | | 30.4 | 13.6 | 15.0 | 16.4 | 5.2 | 8.0 | 7.9 | 6.9 | 5.8 | 3.2 | |
| 08 | 12.4 | 13.3 | 7.9 | 9.7 | | 30.4 | 13.6 | 15.1 | 16.2 | 5.2 | 7.9 | 7.7 | 6.9 | 5.6 | 3.4 | |
| 09 | 12.3 | 13.4 | 7.5 | 9.8 | | 29.9 | 13.7 | 15.3 | 15.9 | 5.2 | 8.0 | 7.6 | 6.8 | 5.6 | | |
| 10 | 12.4 | 13.4 | | 9.8 | | 29.9 | 13.7 | 15.4 | 16.6 | 5.4 | | 7.7 | 6.8 | | | |
| 0304 | Arbeitslosenquoten unter 25 Jahren insgesamt saisonbereinigt | | | | | Unemployment rates under 25 years total seasonally adjusted | | | | | | Taux de chômage moins de 25 ans total désaisonné | | | | |
| | % | | | | | | | | | | | | | | | |
| 1991 | 16.1 | 14.9 | 11.6 | 5.9 | 22.9 | 31.1 | 21.5 | 22.4 | 26.1 | 3.2 | 8.3 | 8.8 | 14.3 | 13.4 | 4.4 | |
| 1992 | 17.9 | 16.2 | 12.7 | 6.4 | 25.1 | 34.6 | 23.3 | 24.4 | 27.2 | 4.0 | 8.5 | 10.1 | 16.7 | 14.2 | 4.5 | |
| 1993 | 21.1 | 21.8 | 13.7 | 7.9 | 26.8 | 43.4 | 27.3 | 25.2 | 30.4 | 5.4 | 11.1 | 12.9 | 17.9 | 13.3 | 5.1 | |
| 1994 | 21.8 | 24.1 | 10.7 | 8.6 | 27.7 | 45.3 | 29.1 | 23.3 | 32.3 | 7.7 | 10.7 | 15.1 | 17.0 | 12.5 | 5.5 | |
| 1994 08 | 21.7 | 23.9 | 10.4 | 8.6 | | 45.5 | 29.1 | 22.4 | 32.3 | 8.0 | 10.5 | 14.7 | 17.0 | 12.6 | 5.3 | |
| 09 | 21.6 | 23.9 | 10.1 | 8.4 | | 45.2 | 28.9 | 22.7 | 32.6 | 8.0 | 10.3 | 15.3 | 16.4 | 12.1 | 5.8 | |
| 10 | 21.5 | 23.8 | 9.9 | 8.2 | | 44.5 | 28.8 | 23.0 | 32.9 | 7.9 | 10.6 | 16.1 | 16.6 | 11.8 | 6.1 | |
| 11 | 21.5 | 23.5 | 9.6 | 8.0 | | 44.4 | 28.7 | 23.8 | 33.2 | 7.4 | 10.3 | 16.5 | 16.4 | 11.5 | 5.3 | |
| 12 | 21.4 | 23.4 | 9.5 | 8.0 | | 43.9 | 28.6 | 22.7 | 33.5 | 7.9 | 10.5 | 16.2 | 16.2 | 11.5 | 5.0 | |
| 1995 01 | 21.3 | 23.4 | 9.2 | 8.0 | | 43.2 | 28.4 | 22.3 | 33.9 | 8.0 | 10.0 | 16.3 | 16.0 | 11.4 | 5.7 | |
| 02 | 21.1 | 23.6 | 9.0 | 7.9 | | 43.1 | 28.1 | 22.3 | 33.6 | 8.0 | 10.3 | 16.1 | 15.8 | 11.5 | 5.8 | |
| 03 | 21.0 | 23.7 | 8.8 | 7.9 | | 42.7 | 27.9 | 22.0 | 33.4 | 8.0 | 9.6 | 15.8 | 16.2 | 11.8 | 5.7 | |
| 04 | 21.0 | 24.2 | 8.6 | 7.9 | | 42.2 | 27.4 | 22.3 | 34.0 | 7.9 | 9.8 | 16.5 | 16.0 | 11.8 | 6.2 | |
| 05 | 21.3 | 23.8 | 8.5 | 7.8 | | 42.4 | 27.2 | 22.0 | 35.0 | 8.1 | 9.5 | 16.3 | 16.4 | 11.8 | 5.6 | |
| 06 | 20.4 | 23.6 | 8.5 | 8.0 | | 42.3 | 26.7 | 21.8 | 34.1 | 8.5 | 9.3 | 16.1 | 13.6 | 11.8 | 6.1 | |
| 07 | 20.2 | 23.6 | 8.2 | 8.1 | | 42.0 | 26.1 | 21.2 | 33.1 | 8.1 | 8.7 | 16.6 | 14.3 | 12.4 | 6.2 | |
| 08 | 20.2 | 23.7 | 7.9 | 8.2 | | 42.4 | 26.5 | 21.4 | 32.4 | 8.1 | 8.5 | 16.5 | 14.0 | 12.9 | 6.5 | |
| 09 | 20.0 | 23.9 | 7.8 | 8.3 | | 42.1 | 27.0 | 21.8 | 31.9 | 8.0 | 8.6 | 16.5 | 13.7 | 12.7 | | |
| 10 | 20.5 | 24.1 | | 8.3 | | 42.7 | 27.2 | 21.7 | 33.4 | 8.3 | | 16.6 | 13.8 | | | |

ARBEITSLOSIGKEIT

UNEMPLOYMENT

CHOMAGE

| | EUR | B | DK | D | GR | E | F | IRL | I | L | NL | P | UK | USA | JAP |
|-------------|--|------|------|-----|------|--|------|------|------|-----|--|------|------|------|-----|
| 0305 | Arbeitslosenquoten Männer unter 25 Jahren saisonbereinigt | | | | | Unemployment rates under 25 years men seasonally adjusted % | | | | | Taux de chômage hommes moins de 25 ans désaisonné | | | | |
| 1991 | 14.9 | 11.9 | 11.0 | 5.4 | 16.0 | 25.7 | 18.1 | 23.7 | 22.7 | 3.3 | 7.4 | 6.8 | 16.6 | 14.3 | 4.7 |
| 1992 | 17.1 | 14.3 | 12.2 | 5.8 | 17.4 | 29.9 | 20.1 | 25.8 | 23.5 | 4.2 | 8.5 | 9.1 | 19.7 | 15.3 | 4.7 |
| 1993 | 20.7 | 20.7 | 13.4 | 7.8 | 18.9 | 40.0 | 25.1 | 27.0 | 26.6 | 5.2 | 12.0 | 10.8 | 21.0 | 14.3 | 4.9 |
| 1994 | 21.2 | 22.6 | 10.6 | 8.7 | 19.7 | 41.2 | 26.3 | 25.2 | 29.0 | 8.0 | 11.9 | 13.5 | 19.7 | 13.2 | 5.7 |
| 1994 08 | 21.1 | 22.2 | 10.3 | 8.7 | | 41.1 | 26.1 | 24.4 | 28.9 | 8.7 | 10.8 | 13.2 | 19.8 | 13.3 | 5.5 |
| 09 | 20.9 | 22.2 | 10.0 | 8.5 | | 40.5 | 25.7 | 24.5 | 29.4 | 8.6 | 10.6 | 14.0 | 19.4 | 12.7 | 6.3 |
| 10 | 20.7 | 22.1 | 9.8 | 8.3 | | 39.3 | 25.4 | 24.8 | 29.5 | 8.4 | 11.4 | 14.8 | 19.3 | 12.4 | 6.6 |
| 11 | 20.6 | 21.8 | 9.5 | 8.1 | | 39.4 | 25.0 | 25.7 | 29.7 | 7.5 | 10.7 | 15.4 | 19.1 | 12.1 | 5.4 |
| 12 | 20.4 | 21.6 | 9.4 | 8.0 | | 38.6 | 24.9 | 24.4 | 30.1 | 8.2 | 11.1 | 15.2 | 18.6 | 12.1 | 5.1 |
| 1995 01 | 20.2 | 21.7 | 9.1 | 8.1 | | 37.8 | 24.6 | 24.1 | 30.0 | 8.3 | 10.3 | 15.0 | 18.5 | 11.9 | 5.9 |
| 02 | 20.0 | 21.9 | 8.9 | 8.1 | | 37.7 | 24.2 | 23.9 | 29.7 | 8.1 | 10.7 | 15.0 | 18.4 | 11.7 | 5.8 |
| 03 | 19.9 | 22.1 | 8.6 | 8.1 | | 37.5 | 23.9 | 23.7 | 29.7 | 7.9 | 10.2 | 15.0 | 18.5 | 11.8 | 5.7 |
| 04 | 19.9 | 22.8 | 8.3 | 8.2 | | 36.7 | 23.3 | 24.0 | 29.6 | 7.8 | 10.7 | 15.5 | 18.3 | 11.8 | 6.2 |
| 05 | 20.1 | 22.3 | 8.3 | 8.1 | | 37.0 | 23.3 | 23.7 | 30.0 | 7.7 | 10.5 | 15.3 | 18.5 | 12.1 | 5.6 |
| 06 | 19.1 | 22.2 | 8.3 | 8.2 | | 36.6 | 22.4 | 23.6 | 29.4 | 8.5 | 9.9 | 15.1 | 16.1 | 12.2 | 6.3 |
| 07 | 19.0 | 22.0 | 8.1 | 8.3 | | 36.2 | 22.0 | 23.2 | 28.5 | 7.9 | 8.9 | 15.6 | 17.0 | 12.5 | 6.6 |
| 08 | 19.1 | 22.1 | 7.8 | 8.5 | | 37.2 | 22.6 | 23.2 | 27.8 | 8.2 | 9.2 | 15.7 | 16.6 | 13.9 | 6.4 |
| 09 | 19.1 | 22.3 | 7.7 | 8.7 | | 37.7 | 23.1 | 23.7 | 27.6 | 8.2 | 9.6 | 15.8 | 16.3 | 12.9 | |
| 10 | 19.5 | 22.5 | | 8.7 | | 38.1 | 23.3 | 23.5 | 29.0 | 8.5 | | 15.8 | 16.3 | | |
| 0306 | Arbeitslosenquoten Frauen unter 25 Jahren saisonbereinigt | | | | | Unemployment rates under 25 years women seasonally adjusted % | | | | | Taux de chômage femmes moins de 25 ans désaisonné | | | | |
| 1991 | 17.4 | 18.0 | 12.2 | 6.3 | 31.3 | 37.9 | 25.0 | 20.9 | 30.4 | 3.1 | 9.1 | 11.1 | 11.6 | 12.4 | 4.2 |
| 1992 | 18.9 | 18.2 | 13.2 | 7.0 | 34.3 | 40.6 | 26.8 | 22.8 | 31.8 | 3.7 | 8.6 | 11.2 | 13.0 | 13.0 | 4.2 |
| 1993 | 21.7 | 23.0 | 14.1 | 8.1 | 36.1 | 47.6 | 29.7 | 23.0 | 35.2 | 5.6 | 10.1 | 15.3 | 14.2 | 12.2 | 5.2 |
| 1994 | 22.5 | 25.8 | 10.8 | 8.4 | 36.9 | 50.4 | 32.1 | 21.0 | 36.5 | 7.3 | 9.5 | 17.0 | 13.6 | 11.6 | 5.4 |
| 1994 08 | 22.5 | 25.8 | 10.5 | 8.5 | | 50.8 | 32.3 | 19.9 | 36.5 | 7.2 | 10.2 | 16.4 | 13.6 | 11.9 | 5.1 |
| 09 | 22.4 | 25.9 | 10.2 | 8.3 | | 50.9 | 32.3 | 20.6 | 36.7 | 7.2 | 10.0 | 16.9 | 12.9 | 11.4 | 5.3 |
| 10 | 22.5 | 25.8 | 10.0 | 8.1 | | 50.6 | 32.3 | 20.9 | 37.3 | 7.3 | 9.9 | 17.6 | 13.3 | 11.1 | 5.5 |
| 11 | 22.5 | 25.5 | 9.6 | 7.9 | | 50.5 | 32.5 | 21.5 | 37.6 | 7.3 | 9.8 | 17.8 | 13.2 | 10.9 | 5.1 |
| 12 | 22.5 | 25.3 | 9.5 | 7.9 | | 50.3 | 32.6 | 20.8 | 37.7 | 7.6 | 10.0 | 17.3 | 13.2 | 10.8 | 5.0 |
| 1995 01 | 22.5 | 25.3 | 9.2 | 7.7 | | 49.5 | 32.4 | 20.3 | 38.7 | 7.6 | 9.7 | 18.0 | 12.9 | 10.8 | 5.5 |
| 02 | 22.4 | 25.5 | 9.1 | 7.8 | | 49.5 | 32.4 | 20.4 | 38.5 | 7.8 | 9.8 | 17.6 | 12.8 | 11.2 | 5.7 |
| 03 | 22.2 | 25.5 | 9.0 | 7.7 | | 49.0 | 32.2 | 19.9 | 38.2 | 8.1 | 9.1 | 16.9 | 13.5 | 11.9 | 5.7 |
| 04 | 22.3 | 25.9 | 8.8 | 7.6 | | 48.7 | 31.8 | 20.2 | 39.5 | 8.0 | 8.9 | 17.8 | 13.3 | 11.7 | 6.2 |
| 05 | 22.7 | 25.4 | 8.7 | 7.5 | | 48.9 | 31.5 | 20.0 | 41.1 | 8.5 | 8.4 | 17.6 | 13.8 | 11.5 | 5.6 |
| 06 | 21.8 | 25.3 | 8.6 | 7.7 | | 49.0 | 31.2 | 19.7 | 40.0 | 8.5 | 8.7 | 17.5 | 10.5 | 11.4 | 6.0 |
| 07 | 21.7 | 25.4 | 8.3 | 7.8 | | 48.9 | 30.6 | 18.9 | 38.7 | 8.3 | 8.5 | 17.7 | 11.2 | 12.3 | 5.8 |
| 08 | 21.5 | 25.6 | 8.0 | 7.9 | | 48.6 | 30.8 | 19.3 | 38.0 | 8.0 | 7.8 | 17.4 | 10.9 | 11.7 | 6.7 |
| 09 | 21.1 | 25.7 | 7.9 | 7.9 | | 47.5 | 31.2 | 19.6 | 37.1 | 7.8 | 7.6 | 17.4 | 10.5 | 12.6 | |
| 10 | 21.7 | 26.0 | | 7.8 | | 48.3 | 31.3 | 19.7 | 38.7 | 8.1 | | 17.7 | 10.8 | | |

ARBEITSLOSIGKEIT

UNEMPLOYMENT

CHOMAGE

| | EUR | B | DK | D | GR | E | F | IRL | I | L | NL | P | UK |
|-------------|--|-------|-------|--------|--|--------|--------|-------|--------|--|-------|-------|--------|
| 0307 | Bei den Arbeitsämtern eingetragene Personen insgesamt | | | | Number of persons registered at unemployment offices total | | | | | Nombre de personnes inscrites dans les bureaux de placement total | | | |
| | <i>1000</i> | | | | | | | | | | | | |
| 1991 | 15987.8 | 429.5 | 291.6 | 2616.5 | 173.3 | 2289.0 | 2586.1 | 253.9 | 4427.2 | 2.3 | 334.5 | 293.3 | 2291.9 |
| 1992 | 17195.1 | 472.9 | 312.7 | 2993.5 | 185.3 | 2259.9 | 2776.5 | 283.1 | 4475.3 | 2.7 | 336.0 | 317.6 | 2778.6 |
| 1993 | 18900.1 | 549.7 | 343.5 | 3442.6 | 175.9 | 2538.0 | 2999.1 | 294.3 | 4870.2 | 3.5 | 414.8 | 347.1 | 2919.2 |
| 1994 | 19633.2 | 588.7 | 337.8 | 3692.7 | 179.8 | 2647.1 | 3094.0 | 282.4 | 5296.5 | 4.6 | 486.3 | 396.0 | 2628.3 |
| 1994 08 | 19448.0 | 622.3 | 331.0 | 3635.7 | 161.8 | 2530.9 | 3056.8 | 283.0 | 5333.8 | 4.3 | 484.0 | 383.6 | 2620.9 |
| 09 | 19502.7 | 616.7 | 317.4 | 3493.3 | 150.9 | 2561.7 | 3131.9 | 276.5 | 5511.5 | 4.8 | 484.0 | 390.3 | 2563.5 |
| 10 | 19431.9 | 606.5 | 308.3 | 3447.4 | 159.9 | 2590.4 | 3162.6 | 272.7 | 5547.2 | 5.0 | 490.0 | 402.8 | 2439.2 |
| 11 | 19304.7 | 595.1 | 304.1 | 3430.4 | 195.6 | 2599.9 | 3145.8 | 271.9 | 5457.2 | 5.1 | 480.0 | 411.9 | 2407.6 |
| 12 | 19394.4 | 598.6 | 303.8 | 3559.7 | 209.1 | 2556.8 | 3158.7 | 280.2 | 5419.0 | 5.1 | 492.0 | 410.2 | 2401.1 |
| 1995 01 | 19972.8 | 599.9 | 325.2 | 3850.0 | 218.5 | 2586.4 | 3200.8 | 281.7 | 5509.8 | 5.6 | 484.0 | 424.0 | 2486.9 |
| 02 | 19861.2 | 591.6 | 322.3 | 3827.0 | 211.7 | 2575.9 | 3133.9 | 280.5 | 5542.9 | 5.5 | 499.0 | 429.7 | 2441.3 |
| 03 | 19483.8 | 575.5 | 313.3 | 3673.9 | 197.7 | 2547.1 | 3037.9 | 276.6 | 5568.8 | 5.4 | 477.0 | 429.9 | 2380.7 |
| 04 | 19192.3 | 567.2 | 295.7 | 3604.7 | 173.0 | 2499.1 | 2934.5 | 276.0 | 5584.2 | 5.0 | 465.0 | 430.4 | 2357.5 |
| 05 | | 555.3 | 276.5 | 3461.1 | 150.8 | 2459.7 | 2837.7 | 269.0 | 5350.0 | 4.8 | 447.0 | 423.7 | 2302.3 |
| 06 | | 555.3 | 270.1 | 3456.9 | 154.7 | 2429.7 | 2751.8 | 276.1 | 5090.0 | 4.7 | 445.0 | 419.3 | 2254.5 |
| 07 | | 608.2 | 277.4 | 3590.5 | 155.4 | 2364.3 | 2790.8 | 280.2 | 4890.0 | 4.6 | 453.0 | 421.1 | 2336.2 |
| 08 | | 630.9 | 280.1 | 3578.1 | 155.0 | 2346.5 | 2885.4 | 281.1 | 4853.0 | 4.7 | 453.0 | 420.5 | 2350.2 |
| 09 | | 628.6 | 264.4 | 3521.0 | 165.1 | 2384.3 | 2979.1 | 276.2 | 4910.0 | 5.1 | 450.0 | 425.4 | 2292.2 |
| 10 | | 624.4 | | 3525.8 | 187.3 | 2398.8 | 3018.6 | 275.8 | 5210.0 | 5.3 | | 436.7 | 2212.3 |
| 0308 | Bei den Arbeitsämtern eingetragene Personen unter 25 Jahren | | | | Number of persons registered at unemployment offices under 25 years | | | | | Nombre de personnes inscrites dans les bureaux de placement moins de 25 ans | | | |
| | <i>1000</i> | | | | | | | | | | | | |
| 1991 | 4627.2 | 116.3 | 59.4 | 404.5 | 47.9 | 686.7 | 614.0 | 72.2 | 1766.8 | 0.5 | 73.8 | 87.9 | 697.9 |
| 1992 | 4721.3 | 124.7 | 59.9 | 408.0 | 51.4 | 678.4 | 627.6 | 84.7 | 1699.2 | 0.7 | 76.3 | 87.7 | 822.2 |
| 1993 | 5112.9 | 142.7 | 60.6 | 456.2 | 48.6 | 787.3 | 669.7 | 86.2 | 1831.6 | 1.0 | 99.8 | 96.3 | 832.0 |
| 1994 | 5140.3 | 145.6 | 55.9 | 464.0 | 49.8 | 778.4 | 664.6 | 80.0 | 1958.9 | 1.3 | 104.5 | 105.6 | 732.3 |
| 1994 08 | 5145.0 | 166.3 | 56.4 | 479.4 | 44.7 | 720.3 | 652.2 | 79.5 | 1971.7 | 1.1 | 106.0 | 101.2 | 766.3 |
| 09 | 5237.0 | 165.2 | 54.2 | 444.8 | 41.9 | 742.1 | 729.5 | 78.0 | 2042.3 | 1.4 | 101.0 | 103.3 | 733.3 |
| 10 | 5198.6 | 158.0 | 51.9 | 411.9 | 44.7 | 752.0 | 754.6 | 77.0 | 2052.1 | 1.4 | 101.0 | 107.0 | 687.0 |
| 11 | 5139.3 | 149.6 | 49.5 | 401.4 | 54.6 | 756.4 | 750.0 | 79.7 | 2022.6 | 1.4 | 96.0 | 110.0 | 668.0 |
| 12 | 5072.7 | 146.9 | 48.5 | 416.2 | 58.0 | 724.6 | 747.4 | 77.3 | 1981.4 | 1.4 | 102.0 | 107.7 | 661.3 |
| 1995 01 | 5026.5 | 143.3 | 51.6 | 457.2 | 60.3 | 732.1 | 632.0 | 77.6 | 1990.3 | 1.5 | 98.0 | 110.2 | 672.5 |
| 02 | 5003.9 | 137.5 | 50.8 | 466.4 | 58.2 | 732.5 | 607.4 | 76.9 | 1995.7 | 1.5 | 101.0 | 111.0 | 665.0 |
| 03 | 4892.7 | 129.9 | 48.9 | 440.2 | 54.5 | 718.7 | 577.6 | 74.2 | 2001.5 | 1.4 | 93.0 | 110.3 | 642.3 |
| 04 | 4771.6 | 123.5 | 45.7 | 418.0 | 48.0 | 692.8 | 537.3 | 74.4 | 2009.4 | 1.2 | 89.0 | 110.1 | 622.3 |
| 05 | | 115.6 | 41.2 | 384.2 | 42.2 | 677.0 | 512.6 | 71.1 | 2050.0 | 1.1 | 86.0 | 108.1 | 617.4 |
| 06 | | 114.5 | 39.1 | 399.3 | 43.5 | 669.2 | 493.5 | 73.5 | 1919.0 | 1.1 | 86.0 | 108.1 | 601.4 |
| 07 | | 150.6 | 39.5 | 455.0 | 46.9 | 637.0 | 513.6 | 74.1 | 1816.0 | 1.1 | 86.0 | 110.6 | 672.0 |
| 08 | | 164.4 | 41.9 | 457.0 | 46.2 | 637.0 | 567.2 | 74.4 | 1810.0 | 1.2 | 84.0 | 111.2 | 679.0 |
| 09 | | 164.3 | 40.9 | 437.8 | 51.2 | 670.3 | 655.5 | 74.3 | 1812.0 | 1.4 | 83.0 | 114.7 | 658.6 |
| 10 | | 160.2 | | 413.1 | 60.0 | 571.1 | 690.3 | 71.7 | 1932.0 | 1.5 | | 119.3 | 628.1 |

ARBEITSLOSIGKEIT

UNEMPLOYMENT

CHOMAGE

| | EUR | B | DK | D | GR | E | F | IRL | I | L | NL | P | UK | |
|-------------|--|-------|-------|--------|---|--------|--------|-------|--------|---|-------|-------|-------|--|
| 0309 | Bei den Arbeitsämtern eingetragene Frauen | | | | Number of women registered at unemployment offices | | | | | Nombre de femmes inscrites dans les bureaux de placement | | | | |
| | | | | | | | 1000 | | | | | | | |
| 1991 | 7881.7 | 251.5 | 157.0 | 1331.3 | 89.3 | 1380.7 | 1380.7 | 83.5 | 2315.6 | 0.9 | 144.8 | 192.2 | 554.9 | |
| 1992 | 8334.3 | 273.8 | 166.8 | 1574.1 | 95.3 | 1305.7 | 1436.3 | 96.0 | 2391.3 | 1.2 | 141.0 | 199.4 | 652.6 | |
| 1993 | 8895.7 | 312.2 | 177.5 | 1737.0 | 88.0 | 1345.1 | 1482.7 | 100.5 | 2586.6 | 1.5 | 174.8 | 206.5 | 683.1 | |
| 1994 | 9282.9 | 331.6 | 176.7 | 1831.6 | 92.4 | 1363.6 | 1555.6 | 98.0 | 2785.3 | 1.9 | 203.8 | 224.4 | 618.4 | |
| 1994 08 | 2572.3 | 90.6 | 30.4 | 232.1 | 27.8 | 415.6 | 361.0 | 33.1 | 1020.0 | 0.5 | 53.0 | 62.6 | 245.5 | |
| 09 | 2636.0 | 89.7 | 29.7 | 216.8 | 26.4 | 430.8 | 404.1 | 32.6 | 1059.5 | 0.7 | 51.0 | 64.1 | 230.6 | |
| 10 | 2624.1 | 85.1 | 28.4 | 203.6 | 28.2 | 438.2 | 413.3 | 32.2 | 1066.9 | 0.7 | 48.0 | 66.4 | 213.2 | |
| 11 | 2607.6 | 80.4 | 26.8 | 195.9 | 34.0 | 438.0 | 407.2 | 32.6 | 1075.1 | 0.7 | 44.0 | 68.0 | 204.9 | |
| 12 | 2543.1 | 78.6 | 25.6 | 194.2 | 35.5 | 417.6 | 398.6 | 32.1 | 1048.4 | 0.6 | 47.0 | 66.3 | 198.6 | |
| 1995 01 | 2499.2 | 76.4 | 26.4 | 202.6 | 35.9 | 422.6 | 334.5 | 31.8 | 1055.1 | 0.7 | 45.0 | 67.5 | 200.6 | |
| 02 | 2482.4 | 73.4 | 26.0 | 201.1 | 34.2 | 423.7 | 322.9 | 31.9 | 1053.9 | 0.7 | 48.0 | 67.9 | 198.8 | |
| 03 | 2414.1 | 69.2 | 25.3 | 191.5 | 32.6 | 419.7 | 308.3 | 30.2 | 1038.7 | 0.7 | 40.0 | 67.3 | 190.8 | |
| 04 | 2365.7 | 66.1 | 23.8 | 184.4 | 28.9 | 406.0 | 290.8 | 30.3 | 1045.7 | 0.6 | 38.0 | 67.2 | 184.0 | |
| 05 | | 62.2 | 21.9 | 171.7 | 25.4 | 397.6 | 278.1 | 29.5 | 1077.0 | 0.6 | 37.0 | 65.8 | 183.7 | |
| 06 | | 62.4 | 21.0 | 183.7 | 27.1 | 395.5 | 277.9 | 30.8 | 988.0 | 0.6 | 40.0 | 65.7 | 179.2 | |
| 07 | | 82.3 | 21.2 | 212.2 | 29.4 | 379.8 | 291.4 | 31.2 | 948.0 | 0.6 | 42.0 | 67.0 | 216.3 | |
| 08 | | 89.4 | 22.8 | 216.0 | 29.1 | 372.1 | 317.9 | 31.3 | 945.0 | 0.6 | 40.0 | 67.1 | 221.0 | |
| 09 | | 88.8 | 22.5 | 206.4 | 32.9 | 385.4 | 365.0 | 30.9 | 946.0 | 0.7 | 38.0 | 69.2 | 211.8 | |
| 10 | | 85.8 | | 195.4 | 37.9 | 329.6 | 377.4 | 30.0 | 1006.0 | 0.7 | | 72.3 | 199.7 | |

INDUSTRIELLE PRODUKTION
INDUSTRIAL PRODUCTION
PRODUCTION INDUSTRIELLE

| | EUR | B | DK | D(*) | GR | E | F | IRL | I | L | NL | P | UK | USA | JAP |
|-------------|---|-------|-------|-------|---|-------|-------|-------|-------|-------|--|-------|-------|-------|------|
| 0401 | Industrie NACE Rev.1 C-E brutto | | | | Industry NACE Rev.1 C-E gross 1990 = 100 | | | | | | Industrie NACE Rev.1 C-E Brut | | | | |
| 1991 | 99.3 | 98.2 | 100.2 | 100.0 | 98.6 | 99.2 | 100.0 | 103.3 | 99.1 | 100.4 | 101.7 | 101.3 | 96.4 | 98.3 | |
| 1992 | 98.1 | 98.1 | 103.1 | 97.7 | 97.7 | 96.0 | 98.9 | 112.7 | 97.8 | 99.6 | 101.4 | 99.6 | 96.1 | 101.5 | |
| 1993 | 95.0 | 93.0 | 100.4 | 90.5 | 94.8 | 91.8 | 95.4 | 119.1 | 95.7 | 95.3 | 99.6 | 95.2 | 98.4 | 105.7 | |
| 1994 | 99.4 | 94.7 | 111.1 | 93.9 | 95.7 | 98.7 | 99.2 | 133.3 | 101.7 | 100.8 | 102.5 | 94.9 | 103.3 | 111.4 | |
| | 1990 = 100 | | | | | | | | | | | | | | |
| 1994 07 | 96.1 | 69.8 | 87.3 | 89.4 | 101.1 | 103.0 | 97.9 | 120.7 | 108.8 | 97.3 | 87.5 | 98.9 | 95.3 | 110.2 | |
| 08 | 77.5 | 85.0 | 111.1 | 84.8 | 89.8 | 62.4 | 75.9 | 118.7 | 50.8 | 83.2 | 85.2 | 67.5 | 93.4 | 115.0 | |
| 09 | 104.1 | 98.9 | 121.1 | 100.5 | 109.7 | 104.3 | 102.3 | 132.1 | 109.2 | 100.5 | 100.8 | 100.4 | 106.1 | 115.2 | |
| 10 | 105.9 | 99.9 | 115.9 | 102.0 | 99.4 | 104.8 | 104.7 | 143.2 | 109.2 | 102.1 | 110.9 | 97.1 | 108.9 | 114.4 | |
| 11 | 108.3 | 103.2 | 118.9 | 101.9 | 98.6 | 109.4 | 109.3 | 145.0 | 112.3 | 104.9 | 109.4 | 99.0 | 112.3 | 112.7 | |
| 12 | 101.3 | 84.5 | 114.4 | 97.3 | 91.1 | 97.6 | 103.2 | 143.5 | 103.2 | 94.4 | 112.8 | 93.2 | 103.7 | 112.5 | |
| 1995 01 | 99.9 | 97.5 | 109.0 | 88.5 | 87.5 | 102.7 | 109.7 | 137.3 | 101.9 | 99.3 | 108.2 | 102.6 | 102.4 | 113.1 | |
| 02 | 104.4 | 103.9 | 117.6 | 91.0 | 92.5 | 109.1 | 107.7 | 145.5 | 113.4 | 106.2 | 107.3 | 101.9 | 110.1 | 114.3 | |
| 03 | 109.3 | 103.0 | 122.6 | 100.9 | 95.2 | 109.4 | 109.7 | 159.6 | 114.3 | 104.2 | 110.8 | 102.4 | 116.4 | 114.5 | |
| 04 | 103.7 | | 114.2 | 93.8 | 92.2 | 106.3 | 105.6 | 158.5 | 113.2 | 107.8 | 106.0 | 99.1 | 104.6 | 111.9 | |
| 05 | 103.7 | | 114.2 | 94.9 | 96.5 | 108.8 | 104.9 | 160.9 | 113.3 | 107.8 | 101.5 | 100.9 | 103.1 | 113.0 | |
| 06 | 105.3 | | 127.2 | 96.9 | 102.3 | 112.1 | 106.0 | 159.8 | 114.1 | 116.3 | 105.1 | 101.1 | 103.7 | 116.7 | |
| 07 | 98.9 | | 87.0 | 91.5 | 103.4 | 106.7 | 99.6 | 148.7 | 113.5 | | 87.8 | 101.4 | 97.4 | 113.6 | |
| 08 | 79.4 | | 115.1 | 84.8 | 93.5 | 64.4 | 77.6 | 143.7 | 56.0 | | 87.0 | 71.2 | 93.8 | 118.6 | |
| 09 | 105.2 | | 127.3 | 97.1 | | | 102.4 | | 114.8 | | 102.6 | | 106.4 | 118.8 | |
| 0402 | Industrie NACE Rev.1 C-E saisonbereinigt | | | | Industry NACE Rev.1 C-E seasonally adjusted 1990 = 100 | | | | | | Industrie NACE Rev.1 C-E désaisonné | | | | |
| 1994 07 | 100.0 | 92.8 | 115.0 | 94.5 | 98.5 | 99.5 | 101.7 | 131.1 | 103.6 | 97.9 | 103.4 | 95.4 | 103.4 | 111.5 | 92.6 |
| 08 | 101.1 | 94.0 | 110.1 | 95.2 | 96.1 | 101.6 | 102.6 | 137.5 | 103.0 | 106.7 | 103.2 | 97.1 | 104.6 | 112.4 | 95.4 |
| 09 | 100.9 | 94.5 | 110.8 | 96.6 | 98.2 | 99.8 | 102.7 | 131.5 | 103.3 | 99.5 | 103.4 | 96.5 | 105.1 | 112.2 | 93.6 |
| 10 | 100.3 | 95.8 | 110.6 | 93.2 | 95.1 | 100.1 | 102.0 | 139.4 | 103.5 | 99.8 | 104.7 | 95.2 | 104.6 | 112.7 | 93.9 |
| 11 | 101.0 | 96.4 | 112.6 | 95.9 | 95.3 | 101.5 | 102.5 | 138.8 | 104.0 | 101.9 | 100.9 | 95.2 | 103.7 | 113.5 | 95.8 |
| 12 | 103.1 | 92.8 | 119.3 | 97.4 | 94.0 | 103.6 | 103.3 | 146.0 | 108.1 | 101.1 | 105.2 | 95.0 | 104.4 | 114.8 | 95.9 |
| 1995 01 | 101.8 | 95.5 | 117.0 | 93.3 | 95.9 | 104.5 | 103.9 | 143.3 | 104.2 | 103.4 | 103.8 | 100.1 | 104.3 | 115.1 | 94.7 |
| 02 | 101.5 | 97.7 | 116.8 | 93.8 | 95.8 | 102.5 | 102.8 | 144.5 | 105.8 | 103.4 | 101.7 | 97.9 | 104.9 | 115.2 | 96.8 |
| 03 | 102.4 | 97.5 | 115.7 | 94.8 | 96.8 | 103.5 | 104.5 | 148.3 | 107.0 | 101.2 | 105.6 | 98.4 | 105.9 | 115.1 | 97.9 |
| 04 | 101.7 | | 115.0 | 93.5 | 95.5 | 103.0 | 102.9 | 154.0 | 107.5 | 101.4 | 103.6 | 96.7 | 105.0 | 114.3 | 97.0 |
| 05 | 103.3 | | 116.8 | 96.9 | 97.2 | 104.9 | 104.1 | 155.9 | 107.0 | 101.2 | 104.7 | 98.7 | 105.3 | 114.5 | 96.5 |
| 06 | 102.5 | | 115.1 | 97.3 | 97.8 | 105.0 | 104.2 | 152.5 | 107.0 | 107.0 | 106.4 | 97.4 | 104.9 | 114.5 | 95.7 |
| 07 | 102.9 | | 115.0 | 96.7 | 100.4 | 103.7 | 103.8 | 161.4 | 108.2 | | 104.1 | 98.0 | 105.5 | 114.6 | 93.5 |
| 08 | 103.5 | | 114.9 | 95.1 | 99.9 | 105.1 | 104.9 | 165.9 | 108.2 | | 105.6 | 102.1 | 105.4 | 115.9 | 96.6 |
| 09 | 102.0 | | 117.0 | 93.3 | | | 103.5 | | 108.8 | | 105.4 | | 105.9 | 115.6 | 94.0 |

INDUSTRIELLE PRODUKTION

INDUSTRIAL PRODUCTION

PRODUCTION INDUSTRIELLE

| | EUR | B | DK | D(*) | GR | E | F | IRL | I | L | NL | P | UK | USA | JAP |
|-------------|---|-------|-------|-------|----|--|-------|-------|-------|-------|---|-------|-------|-------|-----|
| 0403 | Umsatz NACE Rev. 1 C-E saisonbereinigt | | | | | Turnover NACE Rev.1 C-E seasonally adjusted | | | | | Chiffre d'affaires NACE Rev.1 C-E désaisonné | | | | |
| | <i>1990 = 100</i> | | | | | | | | | | | | | | |
| 1991 | | 101.4 | 101.3 | | | 101.9 | 104.9 | 104.6 | 97.7 | 104.0 | 109.0 | 99.5 | 98.4 | 101.5 | |
| 1992 | | 101.5 | 104.0 | | | 102.1 | 112.5 | 106.7 | 99.6 | | 115.2 | 102.5 | 102.1 | 96.3 | |
| 1993 | | 98.9 | 97.6 | | | 99.7 | 123.9 | 109.2 | 101.6 | | 118.1 | 108.8 | 108.0 | 92.7 | |
| 1994 | | 104.7 | 109.2 | | | 104.1 | 136.9 | 120.1 | 109.6 | | 128.9 | 114.9 | 117.3 | 93.9 | |
| | <i>1990 = 100</i> | | | | | | | | | | | | | | |
| 1994 05 | 108.7 | 84.0 | 109.8 | 102.1 | | 105.9 | 133.2 | 117.3 | 108.6 | | | 113.5 | 115.5 | 91.8 | |
| 06 | | 89.4 | 110.9 | | | 105.2 | 134.1 | 120.0 | 109.8 | | | 113.8 | 116.5 | 94.4 | |
| 07 | | 82.5 | 109.9 | | | 103.3 | 136.6 | 115.7 | 106.2 | | | 115.4 | 115.2 | 93.7 | |
| 08 | | 84.2 | 107.2 | | | 105.3 | 138.0 | 132.7 | 112.8 | | | 115.0 | 120.5 | 95.5 | |
| 09 | | 87.5 | 109.6 | | | 106.7 | 135.8 | 125.0 | 108.9 | | | 116.3 | 119.6 | 93.5 | |
| 10 | | 84.3 | 111.3 | | | 104.1 | 141.9 | 118.5 | 108.9 | | | 116.3 | 118.7 | 94.5 | |
| 11 | | 87.7 | 111.5 | | | 107.6 | 142.2 | 127.5 | | | | 114.2 | 121.8 | 97.0 | |
| 12 | | 87.2 | 117.7 | | | 107.9 | 147.8 | 129.0 | | | | 116.2 | 123.8 | 97.0 | |
| 1995 01 | | | 116.3 | | | | 147.1 | 132.5 | | | | 115.9 | 124.5 | 94.8 | |
| 02 | | | 115.2 | | | | 146.6 | 133.1 | | | | 116.4 | 124.8 | 97.1 | |
| 03 | | | 123.2 | | | | 149.8 | 139.1 | | | | 119.6 | 124.8 | 97.0 | |
| 04 | | | 107.2 | | | | 157.3 | 132.6 | | | | 118.7 | 123.5 | 98.3 | |
| 05 | | | 123.0 | | | | 156.4 | 146.4 | | | | | 124.2 | 97.3 | |
| 06 | | | 115.5 | | | | | 146.2 | | | | | 124.9 | 96.4 | |
| 07 | | | | | | | | | | | | | 122.4 | 93.5 | |
| 0404 | Baugewerbe NACE Rev.1 45 saisonbereinigt | | | | | Building NACE Rev.1 45 seasonally adjusted | | | | | Construction NACE Rev.1 45 désaisonné | | | | |
| | <i>1990 = 100</i> | | | | | | | | | | | | | | |
| 1991 | 99.3 | 86.7 | 90.1 | 104.1 | | 101.1 | 101.6 | | 101.5 | 101.5 | 99.3 | | 93.2 | | |
| 1992 | 99.0 | 103.5 | 86.7 | 115.4 | | 92.5 | 100.5 | | 99.2 | 104.2 | 97.7 | | 89.6 | | |
| 1993 | 94.9 | 84.4 | 78.0 | 119.0 | | 84.4 | 96.7 | | 91.5 | 103.0 | 93.2 | | 87.8 | | |
| 1994 | 95.7 | 89.2 | 81.4 | 131.2 | | 85.8 | 97.0 | | 82.4 | 100.1 | 95.7 | | 90.6 | | |
| | <i>1990 = 100</i> | | | | | | | | | | | | | | |
| 1994 07 | 95.5 | 89.3 | 80.9 | 129.3 | | 85.7 | 96.4 | | 81.8 | 93.2 | 86.7 | | 90.7 | | |
| 08 | 97.1 | 87.8 | 80.6 | 132.3 | | 86.2 | 99.0 | | 81.2 | 88.5 | 106.8 | | 90.8 | | |
| 09 | 96.3 | 89.8 | 80.2 | 132.1 | | 86.9 | 93.7 | | 80.7 | 95.5 | 95.3 | | 91.0 | | |
| 10 | 96.2 | 87.4 | 81.7 | 129.9 | | 87.6 | 95.1 | | 80.2 | 95.1 | 94.7 | | 91.3 | | |
| 11 | 98.7 | 96.6 | 81.4 | 136.2 | | 88.4 | 98.4 | | 79.7 | 99.0 | 101.8 | | 91.5 | | |
| 12 | 97.6 | 105.1 | 82.0 | 137.4 | | 89.3 | 97.3 | | 79.1 | 111.3 | 99.5 | | 91.4 | | |
| 1995 01 | | 80.7 | 81.5 | 118.0 | | 90.4 | 92.0 | | | | 95.1 | | | | |
| 02 | | 99.5 | 81.2 | 138.0 | | 91.5 | 98.5 | | | | 105.3 | | | | |
| 03 | | 83.5 | 80.5 | 122.0 | | 92.3 | 93.1 | | | | 91.9 | | | | |
| 04 | | | 79.6 | 125.7 | | 93.2 | 95.3 | | | | 88.4 | | | | |
| 05 | | | 78.6 | 128.1 | | 94.1 | 94.6 | | | | 100.8 | | | | |
| 06 | | | 78.2 | 125.2 | | 95.4 | 96.8 | | | | | | | | |
| 07 | | | 77.3 | 127.0 | | | 97.1 | | | | | | | | |
| 08 | | | | 126.3 | | | 99.3 | | | | | | | | |
| 09 | | | | 125.2 | | | 96.7 | | | | | | | | |

INDUSTRIELLE PRODUKTION
INDUSTRIAL PRODUCTION
PRODUCTION INDUSTRIELLE

| | EUR | B | DK | D(*) | GR | E | F | IRL | I | L | NL | P | UK | USA | JAP |
|-------------|--|------|-------|-------|---|------|-------|-------|------|-------|--|---|-------|-----|-----|
| 0405 | Industrie und Baugewerbe NACE Rev.1 C-F saisonbereinigt | | | | Industry and building NACE Rev.1 C-F seasonally adjusted | | | | | | Industrie et construction NACE Rev.1 C-F désaisonné | | | | |
| | <i>1990 = 100</i> | | | | | | | | | | | | | | |
| 1991 | 99.0 | 95.7 | 100.0 | 100.1 | | 99.2 | 100.2 | 103.3 | 98.5 | 100.6 | 102.3 | | 95.8 | | |
| 1992 | 98.2 | 99.1 | 100.4 | 99.0 | | 96.1 | 99.1 | 112.7 | 96.9 | 100.0 | 102.9 | | 95.0 | | |
| 1993 | 94.3 | 91.1 | 96.7 | 92.9 | | 92.0 | 95.6 | 119.1 | 90.0 | 97.1 | 101.9 | | 96.3 | | |
| 1994 | | 93.5 | | 97.1 | | | 98.9 | 133.3 | | 102.1 | | | 100.7 | | |
| | <i>1990 = 100</i> | | | | | | | | | | | | | | |
| 1994 07 | | 92.0 | | 97.2 | | | 100.6 | 131.1 | | 99.4 | 104.5 | | 101.3 | | |
| 08 | | 92.7 | | 98.2 | | | 101.8 | 137.5 | | 107.9 | 105.4 | | 101.6 | | |
| 09 | | 93.6 | | 99.2 | | | 101.1 | 131.5 | | 100.4 | 105.9 | | 101.6 | | |
| 10 | | 94.0 | | 96.6 | | | 100.6 | 139.4 | | 99.3 | | | 101.6 | | |
| 11 | | 96.4 | | 99.3 | | | 101.7 | 138.8 | | 102.8 | | | 101.6 | | |
| 12 | | 94.7 | | 100.8 | | | 102.5 | 146.0 | | 101.6 | | | 101.6 | | |
| 1995 01 | | 92.8 | | 95.7 | | | 101.9 | 143.3 | | | | | | | |
| 02 | | 97.6 | | 97.9 | | | 101.6 | 144.5 | | | | | | | |
| 03 | | 94.4 | | 96.8 | | | 102.8 | 148.3 | | | | | | | |
| 04 | | | | 96.4 | | | 101.5 | 154.0 | | | | | | | |
| 05 | | | | 99.6 | | | 102.6 | 155.9 | | | | | | | |
| 06 | | | | 98.3 | | | 102.9 | 152.5 | | | | | | | |
| 07 | | | | 98.6 | | | 102.3 | 161.4 | | | | | | | |
| 08 | | | | 97.3 | | | 103.7 | 165.9 | | | | | | | |
| 09 | | | | 95.4 | | | 102.2 | | | | | | | | |

**PRODUKTION
NACH KATEGORIEN**

**PRODUCTION
BY CATEGORY**

**PRODUCTION
PAR CATEGORIE**

| | EUR | B | DK | D(*) | GR | E | F | IRL | I | L | NL | P | UK | USA | JAP |
|-------------|---|-------|-------|-------|-------|---|-------|-------|-------|-------|--|-------|-------|-------|-------|
| 0406 | Grundstoffe und Produktionsgüter saisonbereinigt | | | | | Intermediate goods seasonally adjusted | | | | | Biens intermédiaires désaisonné | | | | |
| | <i>1990 = 100</i> | | | | | | | | | | | | | | |
| 1991 | 99.5 | 98.1 | 99.4 | 99.0 | 96.0 | 99.0 | 101.3 | 108.2 | 99.4 | 99.6 | 101.6 | 100.2 | 98.2 | 95.8 | |
| 1992 | 98.9 | 97.8 | 101.0 | 97.9 | 93.2 | 96.3 | 101.5 | 118.2 | 98.8 | 100.8 | 101.8 | 99.0 | 98.6 | 97.7 | |
| 1993 | 96.3 | 92.4 | 96.8 | 91.5 | 91.3 | 92.3 | 98.5 | 125.9 | 97.0 | 96.2 | 101.0 | 93.4 | 101.7 | 101.3 | |
| 1994 | 101.9 | 95.5 | 110.3 | 97.3 | 93.5 | 99.2 | 102.5 | 144.1 | 103.1 | 103.5 | 104.3 | 96.5 | 107.7 | 106.9 | |
| | <i>1990 = 100</i> | | | | | | | | | | | | | | |
| 1994 07 | 101.9 | 87.8 | 114.4 | 96.0 | 95.5 | 101.4 | 103.5 | 137.6 | 104.6 | 102.9 | 104.9 | 97.2 | 108.2 | 107.8 | 94.6 |
| 08 | 104.3 | 98.6 | 109.8 | 98.0 | 93.9 | 101.9 | 105.2 | 158.3 | 104.0 | 109.8 | 106.8 | 100.6 | 109.2 | 107.9 | 97.1 |
| 09 | 103.9 | 98.7 | 111.2 | 100.2 | 96.9 | 101.4 | 105.3 | 136.7 | 104.6 | 101.1 | 106.1 | 99.1 | 110.2 | 107.4 | 96.9 |
| 10 | 103.2 | 98.3 | 111.7 | 98.0 | 92.5 | 99.7 | 103.8 | 154.8 | 105.2 | 101.3 | 108.1 | 97.2 | 109.2 | 108.6 | 96.9 |
| 11 | 103.5 | 98.1 | 113.3 | 101.1 | 93.6 | 101.1 | 103.8 | 147.1 | 105.8 | 104.9 | 100.2 | 97.7 | 107.2 | 109.3 | 98.8 |
| 12 | 106.4 | 94.3 | 120.3 | 103.9 | 93.9 | 104.1 | 105.7 | 161.7 | 109.8 | 101.7 | 106.0 | 97.0 | 109.1 | 109.6 | 99.6 |
| 1995 01 | 104.7 | 91.1 | 118.3 | 97.8 | 92.7 | 104.6 | 107.5 | 151.0 | 106.2 | 103.6 | 107.5 | 103.4 | 108.9 | 110.0 | 98.7 |
| 02 | 103.8 | 97.7 | 116.3 | 98.8 | 94.2 | 102.8 | 104.4 | 148.5 | 107.1 | 103.7 | 101.9 | 100.8 | 109.1 | 109.6 | 100.6 |
| 03 | 105.5 | 94.3 | 115.9 | 98.5 | 93.8 | 104.2 | 108.7 | 157.6 | 107.9 | 102.2 | 109.3 | 100.6 | 111.1 | 109.4 | 101.5 |
| 04 | 104.6 | | 114.8 | 98.9 | 91.6 | 104.3 | 105.6 | 162.7 | 107.9 | 102.7 | 105.0 | 98.3 | 109.7 | 107.6 | 100.4 |
| 05 | 106.1 | | 115.0 | 101.1 | 92.8 | 105.5 | 107.2 | 174.4 | 107.5 | 104.5 | 108.1 | 100.5 | 109.7 | 108.1 | 100.5 |
| 06 | 105.3 | | 113.1 | 100.7 | 93.0 | 106.2 | 107.7 | 157.9 | 107.3 | 104.6 | 110.0 | 98.5 | 109.0 | 108.0 | 99.7 |
| 07 | 105.5 | | 112.4 | 100.4 | 94.2 | 104.5 | 107.3 | 159.2 | 108.3 | | 105.6 | 98.2 | 110.5 | 108.1 | 96.7 |
| 08 | 106.1 | | 112.1 | 97.7 | 94.2 | 106.8 | 108.9 | 176.6 | 108.2 | | 107.1 | 101.0 | 109.9 | 109.0 | 98.4 |
| 09 | 104.7 | | 112.6 | 97.6 | | | 106.3 | | 108.4 | | 107.2 | | 111.6 | 108.7 | 97.5 |
| 0407 | Investitionsgüter saisonbereinigt | | | | | Investment goods seasonally adjusted | | | | | Biens d'investissement désaisonné | | | | |
| | <i>1990 = 100</i> | | | | | | | | | | | | | | |
| 1991 | 97.1 | 104.3 | 98.8 | 99.7 | 114.0 | 90.2 | 97.4 | 97.4 | 95.9 | 98.8 | 101.3 | 98.3 | 93.5 | 97.6 | |
| 1992 | 93.0 | 92.7 | 103.5 | 95.0 | 119.9 | 85.3 | 92.0 | 110.1 | 90.9 | 88.6 | 100.7 | 91.4 | 90.7 | 101.2 | |
| 1993 | 87.6 | 92.5 | 96.3 | 85.4 | 102.8 | 79.3 | 85.6 | 117.9 | 87.9 | 84.2 | 95.2 | 84.2 | 91.9 | 106.5 | |
| 1994 | 90.6 | 95.3 | 107.8 | 87.3 | 95.0 | 85.3 | 87.0 | 138.1 | 92.4 | 87.5 | 99.0 | 84.3 | 95.7 | 112.9 | |
| | <i>1990 = 100</i> | | | | | | | | | | | | | | |
| 1994 07 | 91.0 | 99.1 | 110.4 | 88.0 | 91.7 | 86.3 | 88.4 | 136.7 | 93.6 | 74.1 | 99.6 | 86.1 | 95.8 | 112.8 | 82.7 |
| 08 | 91.6 | 94.9 | 104.5 | 87.5 | 92.2 | 88.8 | 89.0 | 137.2 | 95.3 | 101.8 | 98.1 | 85.3 | 97.3 | 113.8 | 84.9 |
| 09 | 92.2 | 95.5 | 108.9 | 90.1 | 97.1 | 86.5 | 89.1 | 137.7 | 93.8 | 89.5 | 100.1 | 86.2 | 97.1 | 114.2 | 83.2 |
| 10 | 91.9 | 96.8 | 107.5 | 87.3 | 96.9 | 87.3 | 89.2 | 146.9 | 95.5 | 90.1 | 100.6 | 85.7 | 97.7 | 114.9 | 85.4 |
| 11 | 92.8 | 97.2 | 111.4 | 88.8 | 94.6 | 88.8 | 90.1 | 147.5 | 96.0 | 88.7 | 100.2 | 89.4 | 97.0 | 115.0 | 87.5 |
| 12 | 94.5 | 91.4 | 120.4 | 89.3 | 83.2 | 93.8 | 91.0 | 155.0 | 101.8 | 85.4 | 103.5 | 88.2 | 95.9 | 116.1 | 86.4 |
| 1995 01 | 93.2 | 93.5 | 116.7 | 87.4 | 102.4 | 97.9 | 91.1 | 148.8 | 97.1 | 106.4 | 99.3 | 89.4 | 95.5 | 116.8 | 85.2 |
| 02 | 93.8 | 97.7 | 118.0 | 88.0 | 94.9 | 95.2 | 91.4 | 155.3 | 100.1 | 106.9 | 101.6 | 89.2 | 96.7 | 117.1 | 85.5 |
| 03 | 94.2 | 98.8 | 117.3 | 89.0 | 100.8 | 95.9 | 91.9 | 159.4 | 100.8 | 91.6 | 102.5 | 89.7 | 96.4 | 117.8 | 88.9 |
| 04 | 93.4 | | 112.3 | 86.2 | 102.3 | 97.7 | 91.5 | 171.4 | 103.1 | 90.8 | 102.3 | 87.2 | 95.9 | 117.2 | 89.9 |
| 05 | 94.6 | | 122.1 | 89.8 | 100.6 | 101.1 | 91.2 | 167.6 | 102.0 | 83.2 | 101.8 | 86.8 | 96.3 | 117.3 | 88.8 |
| 06 | 94.0 | | 117.9 | 88.1 | 104.8 | 100.5 | 90.4 | 171.4 | 104.5 | 94.6 | 102.2 | 83.7 | 95.9 | 117.5 | 88.4 |
| 07 | 95.1 | | 118.1 | 90.0 | 110.8 | 101.0 | 91.1 | 194.3 | 105.7 | | 102.3 | 86.2 | 96.1 | 118.4 | 86.8 |
| 08 | 95.1 | | 120.1 | 88.6 | 101.1 | 104.1 | 90.7 | 204.2 | 105.6 | | 104.0 | 87.4 | 96.4 | 119.5 | 87.9 |
| 09 | 94.5 | | 120.3 | 85.4 | | | 91.7 | | 110.1 | | 105.1 | | 96.0 | 119.9 | 87.1 |

**PRODUKTION
NACH KATEGORIEN**

**PRODUCTION
BY CATEGORY**

**PRODUCTION
PAR CATEGORIE**

| | EUR | B | DK | D(*) | GR | E | F | IRL | I | L | NL | P | UK | USA | JAP |
|-------------|--|-------|-------|-------|---|-------|-------|-------|-------|--|-------|-------|----|-------|-----|
| 0408 | Verbrauchsgüter saisonbereinigt | | | | Durable consumer goods seasonally adjusted | | | | | Biens de consommation durables désaisonné | | | | | |
| | <i>1990 = 100</i> | | | | | | | | | | | | | | |
| 1991 | 101.3 | 100.8 | 104.0 | 101.9 | 99.8 | 102.0 | 100.6 | 103.8 | 100.4 | 105.3 | 103.1 | 101.2 | | 99.6 | |
| 1992 | 101.1 | 101.5 | 105.0 | 100.8 | 100.6 | 99.0 | 102.5 | 110.9 | 99.9 | 117.6 | 104.0 | 97.7 | | 102.4 | |
| 1993 | 97.4 | 98.0 | 104.1 | 93.2 | 99.7 | 95.4 | 100.4 | 114.9 | 97.7 | 120.0 | 104.7 | 92.3 | | 105.8 | |
| 1994 | | | | | | 102.5 | 104.7 | 121.7 | 104.1 | 125.4 | | | | 109.4 | |
| | <i>1990 = 100</i> | | | | | | | | | | | | | | |
| 1994 07 | | | | 98.7 | | 101.8 | 105.4 | 120.1 | 107.2 | 120.1 | 108.4 | 88.8 | | 109.5 | |
| 08 | | | | | | 105.8 | 106.0 | 127.3 | 105.5 | 120.8 | 107.4 | 96.1 | | 110.0 | |
| 09 | | | | | | 102.1 | 106.5 | 122.7 | 106.2 | 123.3 | 105.3 | 89.4 | | 109.3 | |
| 10 | | | | | | 104.6 | 106.3 | 123.9 | 104.9 | 127.4 | | 86.7 | | 109.3 | |
| 11 | | | | | | 106.3 | 107.9 | 127.0 | 105.2 | 131.2 | | 86.7 | | 110.1 | |
| 12 | | | | | | 106.6 | 107.1 | 128.7 | 108.4 | 136.0 | | | | 111.7 | |
| 1995 01 | | | | | | 106.4 | 106.0 | 135.7 | 104.4 | | | | | 111.9 | |
| 02 | | | | | | 104.5 | 107.6 | 132.4 | 106.4 | | | | | 111.9 | |
| 03 | | | | | | 104.9 | 106.1 | 132.2 | 108.8 | | | | | 111.1 | |
| 04 | | | | | | 102.5 | 106.0 | 136.7 | 109.2 | | | | | 110.6 | |
| 05 | | | | | | 105.7 | 107.8 | 136.3 | 108.8 | | | | | 110.6 | |
| 06 | | | | | | 105.5 | 107.5 | 135.1 | 108.0 | | | | | 111.1 | |
| 07 | | | | | | 102.8 | 106.9 | 138.4 | 109.4 | | | | | 110.4 | |
| 08 | | | | | | 104.7 | 109.4 | 136.2 | 109.6 | | | | | 112.0 | |
| 09 | | | | | | | 106.6 | | 109.1 | | | | | 111.4 | |

**PRODUKTION NACH
PRODUKT-BEREICHEN**

**PRODUCTION
BY BRANCH**

**PRODUCTION
PAR BRANCHE**

| | EUR | B | DK | D(*) | GR | E | F | IRL | I | L | NL | P | UK | USA | JAP | |
|-------------|---|-------|-------|-------|--|-------|-------|-------|-------|-------|---|-------|-------|-------|-------|--|
| 0409 | Elektricität, Gas, Wärme NACE Rev.1 40 saisonbereinigt | | | | Electricity, gas, steam and hot water NACE Rev.1 40 seasonally adjusted | | | | | | Electricité, gaz, chaleur NACE Rev.1 40 Désaisonné | | | | | |
| | <i>1990 = 100</i> | | | | | | | | | | | | | | | |
| 1991 | 104.4 | 101.9 | | 101.8 | 98.2 | 103.3 | 108.9 | | 102.8 | 104.3 | 105.7 | 105.7 | 106.2 | 102.1 | 104.8 | |
| 1992 | 105.4 | 102.6 | | 101.6 | 105.4 | 103.6 | 110.9 | | 103.6 | 103.6 | 106.5 | 107.1 | 108.8 | 101.8 | 106.2 | |
| 1993 | 105.8 | 101.1 | | 100.0 | 108.1 | 100.7 | 113.2 | | 103.3 | 106.0 | 105.8 | 108.0 | 114.4 | 105.8 | 107.2 | |
| 1994 | 107.3 | 102.7 | | 100.9 | 113.7 | 101.2 | 113.5 | | 107.3 | 111.1 | | 106.7 | 116.3 | 107.5 | 114.1 | |
| | <i>1990 = 100</i> | | | | | | | | | | | | | | | |
| 1994 07 | 110.1 | 103.3 | | 104.4 | 117.2 | 105.4 | 117.0 | | 109.6 | 111.5 | | 108.0 | 118.4 | 108.3 | 120.4 | |
| 08 | 109.9 | 102.8 | | 102.6 | 119.2 | 104.0 | 116.9 | | 111.5 | 111.0 | | 106.6 | 121.9 | 108.1 | 121.6 | |
| 09 | 109.8 | 103.8 | | 101.0 | 119.7 | 102.2 | 117.6 | | 110.8 | 113.7 | | 109.9 | 125.8 | 106.0 | 115.5 | |
| 10 | 108.1 | 104.7 | | 101.6 | 113.9 | 99.2 | 115.5 | | 108.8 | 106.6 | | 106.3 | 121.6 | 106.6 | 113.1 | |
| 11 | 104.4 | 105.1 | | 96.5 | 116.2 | 98.1 | 108.1 | | 112.5 | 109.5 | | 105.7 | 107.1 | 106.0 | 113.3 | |
| 12 | 106.1 | 106.2 | | 99.8 | 117.3 | 100.3 | 112.3 | | 109.3 | 111.9 | | 106.3 | 111.8 | 104.8 | 114.6 | |
| 1995 01 | 110.6 | 107.9 | | 101.4 | 115.1 | 101.3 | 119.6 | | 111.9 | 115.7 | | 107.1 | 118.0 | 106.0 | 115.3 | |
| 02 | 104.8 | 107.9 | | 96.6 | 112.2 | 97.5 | 110.2 | | 107.4 | 112.4 | | 106.3 | 112.2 | 108.5 | 116.1 | |
| 03 | 113.1 | 109.4 | | 101.3 | 117.2 | 101.6 | 124.0 | | 114.3 | 116.8 | | 112.6 | 121.9 | 108.2 | 116.5 | |
| 04 | 108.8 | | | 100.5 | 117.1 | 102.1 | 116.0 | | 110.4 | 118.4 | | 108.5 | 116.5 | 107.4 | 115.4 | |
| 05 | 111.2 | | | 103.4 | 116.5 | 103.8 | 120.5 | | 112.0 | 117.3 | | 113.3 | 118.4 | 109.5 | 114.9 | |
| 06 | 111.7 | | | 103.7 | 117.0 | 105.3 | 121.5 | | 111.2 | 117.1 | | 114.0 | 122.2 | 108.5 | 112.6 | |
| 07 | 111.9 | | | 102.8 | 120.9 | 103.6 | 121.4 | | 114.7 | | | 116.7 | 118.4 | 112.4 | | |
| 08 | 111.7 | | | 103.1 | 118.9 | 104.9 | 123.8 | | 112.5 | | | | 117.3 | | | |
| 09 | | | | 102.4 | | | 119.7 | | 110.6 | | | | 123.3 | | | |
| 0410 | Metalle NACE Rev.1 27 saisonbereinigt | | | | Production of metals NACE Rev.1 27 seasonally adjusted | | | | | | Métallurgie NACE Rev.1 27 Désaisonné | | | | | |
| | <i>1990 = 100</i> | | | | | | | | | | | | | | | |
| 1991 | 97.5 | 96.4 | 105.0 | 95.9 | 103.2 | 99.8 | 97.1 | 89.4 | 103.3 | 97.5 | 101.3 | 92.5 | 91.3 | 92.7 | 101.7 | |
| 1992 | 94.4 | 89.4 | 117.1 | 92.2 | 100.4 | 95.4 | 95.2 | 80.6 | 100.9 | 93.4 | 102.6 | 100.2 | 87.8 | 95.8 | 93.2 | |
| 1993 | 89.6 | 85.5 | 121.8 | 82.1 | 95.1 | 93.1 | 87.3 | 84.7 | 100.3 | 92.2 | 101.2 | 96.2 | 87.7 | 100.5 | 91.2 | |
| 1994 | 97.3 | 103.3 | 129.9 | 87.6 | 96.5 | 102.6 | 96.5 | 81.5 | 111.5 | 90.9 | 110.7 | 97.8 | 89.3 | 107.5 | 90.9 | |
| | <i>1990 = 100</i> | | | | | | | | | | | | | | | |
| 1994 07 | 95.6 | 110.7 | 133.6 | 82.4 | 95.1 | 103.6 | 96.6 | 83.5 | 109.2 | 94.7 | 109.6 | 107.2 | 86.6 | 105.8 | 89.4 | |
| 08 | 99.6 | 99.1 | 132.5 | 89.9 | 92.1 | 104.0 | 100.5 | 87.8 | 123.4 | 93.5 | 114.3 | 119.8 | 89.8 | 106.7 | 91.7 | |
| 09 | 99.2 | 101.4 | 129.7 | 90.6 | 103.0 | 106.3 | 98.6 | 68.2 | 115.6 | 82.2 | 112.8 | 96.0 | 89.6 | 109.0 | 92.1 | |
| 10 | 97.8 | 105.4 | 134.9 | 86.8 | 97.4 | 107.1 | 97.8 | 81.0 | 115.0 | 82.3 | 114.1 | 93.8 | 88.9 | 108.9 | 93.5 | |
| 11 | 100.3 | 105.2 | 135.8 | 89.6 | 98.0 | 108.2 | 103.3 | 85.2 | 112.5 | 85.0 | 115.7 | 101.7 | 91.2 | 111.9 | 95.4 | |
| 12 | 104.7 | 108.7 | 145.0 | 90.6 | 101.6 | 107.6 | 103.2 | 85.0 | 121.3 | 73.4 | 123.9 | 107.8 | 96.9 | 115.5 | 95.9 | |
| 1995 01 | 101.8 | 104.5 | 138.2 | 92.9 | 100.9 | 115.2 | 101.2 | 77.6 | 116.1 | 84.0 | 112.6 | 113.3 | 91.4 | 113.6 | 94.1 | |
| 02 | 102.2 | 112.7 | 143.0 | 94.0 | 103.6 | 108.5 | 100.3 | 94.4 | 114.9 | 83.4 | 111.7 | 110.6 | 90.7 | 112.5 | 95.4 | |
| 03 | 102.4 | 114.6 | 136.9 | 93.9 | 102.4 | 112.5 | 99.9 | 93.7 | 116.0 | 83.7 | 112.9 | 108.4 | 89.5 | 113.2 | 98.4 | |
| 04 | 103.1 | | 139.4 | 95.9 | 95.6 | 110.8 | 97.5 | 87.5 | 118.6 | 89.8 | 116.1 | 105.2 | 90.2 | 110.7 | 97.3 | |
| 05 | 101.6 | | 140.4 | 90.4 | 99.6 | 113.9 | 98.8 | 95.3 | 115.6 | 83.7 | 114.5 | 102.1 | 89.5 | 110.5 | 96.3 | |
| 06 | 102.5 | | 134.6 | 94.8 | 101.4 | 112.4 | 100.6 | 86.6 | 116.6 | 87.0 | 110.8 | 96.6 | 91.0 | 108.3 | 94.7 | |
| 07 | 105.7 | | 132.7 | 101.7 | 96.3 | 106.6 | 100.9 | 85.1 | 121.3 | | 111.4 | 106.3 | 92.1 | 106.7 | | |
| 08 | 100.1 | | 136.0 | 87.4 | 91.9 | 104.2 | 102.9 | 102.7 | 124.9 | | 111.7 | | 91.0 | | | |
| 09 | | | 135.1 | 91.7 | | | 100.5 | | 123.1 | | | | 90.4 | | | |

**PRODUKTION NACH
PRODUKT-BEREICHEN**

**PRODUCTION
BY BRANCH**

**PRODUCTION
PAR BRANCHE**

| | EUR | B | DK | D(*) | GR | E | F | IRL | I | L | NL | P | UK | USA | JAP | |
|-------------|---|-------|-------|-------|-------|-------|---|-------|-------|-------|-------|------|---|-------|-------|--|
| 0411 | Chemie NACE Rev.1 24 saisonbereinigt | | | | | | Chemicals NACE Rev.1 24 seasonally adjusted 1990 = 100 | | | | | | Chimie NACE Rev.1 24 Désaisonné | | | |
| 1991 | 100.0 | 99.9 | 100.7 | 98.3 | 95.0 | 99.8 | 102.4 | 121.9 | 97.7 | 105.0 | 97.1 | 88.4 | 102.3 | 99.4 | 101.9 | |
| 1992 | 102.7 | 111.7 | 109.8 | 99.5 | 91.6 | 99.4 | 108.2 | 142.3 | 98.9 | 120.8 | 95.8 | 82.0 | 104.7 | 102.6 | 101.7 | |
| 1993 | 102.0 | 107.8 | 109.2 | 96.4 | 95.4 | 98.1 | 109.8 | 156.6 | 96.7 | 127.9 | 94.0 | 73.6 | 107.6 | 106.6 | 99.5 | |
| 1994 | 108.6 | 107.4 | 122.3 | 103.4 | 96.7 | 112.1 | 117.2 | 186.9 | 100.7 | 156.0 | 98.6 | 74.6 | 112.6 | 111.0 | 104.6 | |
| | | | | | | | 1990 = 100 | | | | | | | | | |
| 1994 07 | 108.2 | 100.7 | 135.2 | 103.6 | 94.7 | 111.9 | 116.6 | 175.2 | 100.1 | 128.1 | 99.3 | 71.7 | 110.8 | 112.0 | 106.2 | |
| 08 | 112.0 | 103.9 | 126.3 | 105.9 | 96.6 | 115.4 | 119.8 | 211.0 | 105.3 | 174.3 | 101.5 | 75.6 | 112.6 | 112.1 | 105.3 | |
| 09 | 109.8 | 108.8 | 120.4 | 107.6 | 98.8 | 113.7 | 117.8 | 180.8 | 100.2 | 184.3 | 99.7 | 78.6 | 111.9 | 111.4 | 106.8 | |
| 10 | 109.9 | 110.7 | 122.0 | 105.1 | 97.0 | 113.6 | 116.8 | 209.6 | 102.4 | 160.2 | 101.8 | 77.6 | 113.1 | 111.4 | 108.7 | |
| 11 | 110.9 | 109.7 | 126.0 | 107.0 | 99.1 | 115.5 | 118.5 | 195.3 | 101.1 | 168.7 | 99.2 | 70.1 | 114.5 | 113.0 | 108.9 | |
| 12 | 113.2 | 102.3 | 133.3 | 109.4 | 96.7 | 116.6 | 119.4 | 215.0 | 106.0 | 180.5 | 102.1 | 74.8 | 115.1 | 114.4 | 110.8 | |
| 1995 01 | 111.8 | 110.3 | 134.6 | 106.4 | 99.9 | 115.9 | 119.6 | 198.5 | 102.9 | 170.1 | 101.9 | 75.3 | 116.4 | 115.3 | 110.9 | |
| 02 | 110.7 | 114.7 | 133.9 | 102.6 | 103.6 | 117.3 | 118.7 | 188.5 | 103.4 | 160.6 | 102.8 | 70.3 | 116.4 | 115.0 | 112.0 | |
| 03 | 111.7 | 112.2 | 127.1 | 103.1 | 107.0 | 117.2 | 119.7 | 206.9 | 103.3 | 133.5 | 103.0 | 76.4 | 116.5 | 115.2 | 113.6 | |
| 04 | 111.6 | | 131.2 | 103.5 | 102.4 | 113.9 | 117.7 | 213.1 | 105.7 | 152.8 | 102.8 | 72.8 | 116.3 | 114.2 | 112.7 | |
| 05 | 112.9 | | 130.4 | 103.3 | 104.3 | 117.6 | 121.1 | 239.5 | 104.1 | 179.3 | 100.6 | 76.6 | 116.2 | 114.4 | 113.2 | |
| 06 | 110.3 | | 132.2 | 100.7 | 106.2 | 116.8 | 120.8 | 194.8 | 103.1 | 149.6 | 100.9 | 74.4 | 115.8 | 114.5 | 113.7 | |
| 07 | 109.6 | | 131.6 | 96.0 | 112.1 | 115.5 | 120.7 | 214.2 | 104.6 | | 99.8 | 74.8 | 116.5 | 114.6 | | |
| 08 | 111.1 | | 128.5 | 96.1 | 114.3 | 124.2 | 121.0 | 243.4 | 110.2 | | 98.5 | | 116.5 | | | |
| 09 | | | 140.1 | 94.4 | | | 119.4 | | 104.0 | | | | 116.2 | | | |
| 0412 | Metallverarbeitung NACE Rev.1 29 saisonbereinigt | | | | | | Processing of metal NACE Rev.1 29 seasonally adjusted 1990 = 100 | | | | | | Transformation des métaux NACE Rev.1 29 Désaisonné | | | |
| 1991 | 96.5 | 95.5 | 97.7 | 96.0 | 90.9 | 91.4 | 93.3 | 91.9 | 96.6 | 103.6 | | 96.7 | 90.3 | | | |
| 1992 | 91.9 | 87.3 | 99.6 | 89.5 | 93.2 | 82.8 | 88.7 | 88.3 | 94.3 | 88.9 | | 91.4 | 85.4 | | | |
| 1993 | 86.8 | 81.2 | 93.8 | 78.8 | 94.5 | 79.2 | 81.7 | 84.9 | 97.3 | 84.8 | | 82.1 | 85.2 | | | |
| 1994 | 91.0 | 85.5 | 102.2 | 79.8 | 97.0 | 89.5 | 84.2 | 97.8 | 108.8 | 85.8 | | 86.6 | 89.5 | | | |
| | | | | | | | 1990 = 100 | | | | | | | | | |
| 1994 07 | 90.3 | 82.9 | 103.2 | 77.6 | 102.7 | 91.7 | 104.6 | 105.5 | 107.1 | 70.7 | | 84.9 | 90.9 | | | |
| 08 | 93.1 | 87.1 | 101.3 | 81.2 | 91.0 | 112.1 | 105.0 | 104.5 | 109.5 | 97.5 | | 93.4 | 91.7 | | | |
| 09 | 91.9 | 86.9 | 103.8 | 80.8 | 103.1 | 88.0 | 103.1 | 107.4 | 111.5 | 83.3 | | 86.4 | 91.0 | | | |
| 10 | 92.1 | 87.1 | 102.4 | 79.4 | 105.3 | 92.0 | 104.7 | 97.0 | 113.9 | 85.9 | | 87.9 | 89.6 | | | |
| 11 | 93.9 | 89.7 | 104.5 | 82.2 | 95.5 | 94.8 | 106.2 | 96.1 | 115.4 | 83.0 | | 92.4 | 89.6 | | | |
| 12 | 95.8 | 82.6 | 111.9 | 82.4 | 93.9 | 98.8 | 107.3 | 104.0 | 125.7 | 76.3 | | 90.4 | 87.8 | | | |
| 1995 01 | 93.9 | 85.9 | 110.1 | 78.3 | 106.8 | 99.1 | 107.3 | 103.8 | 118.0 | 108.3 | | 92.7 | 87.2 | | | |
| 02 | 93.7 | 86.8 | 110.7 | 78.2 | 99.6 | 102.3 | 106.5 | 107.8 | 120.5 | 96.5 | | 88.4 | 88.6 | | | |
| 03 | 94.8 | 87.0 | 109.4 | 80.1 | 109.3 | 106.4 | 107.8 | 113.4 | 123.5 | 81.1 | | 90.4 | 88.0 | | | |
| 04 | 93.7 | | 105.8 | 76.5 | 109.6 | 104.0 | 107.2 | 111.7 | 124.9 | 85.3 | | 88.8 | 88.5 | | | |
| 05 | 95.7 | | 112.9 | 80.1 | 116.5 | 104.6 | 109.2 | 105.3 | 126.1 | 77.1 | | 86.9 | 88.7 | | | |
| 06 | 94.6 | | 110.8 | 78.8 | 107.6 | 104.0 | 107.0 | 112.1 | 126.7 | 95.1 | | 83.5 | 88.7 | | | |
| 07 | 97.4 | | 112.3 | 82.2 | 116.1 | 101.9 | 107.2 | 113.6 | 132.6 | | | 88.1 | 87.0 | | | |
| 08 | 94.7 | | 112.7 | 78.9 | 109.3 | 115.5 | 107.2 | 118.7 | 122.3 | | | | 86.9 | | | |
| 09 | 95.0 | | 111.7 | 76.4 | | | 110.0 | | 131.2 | | | | 86.6 | | | |

**PRODUKTION NACH
PRODUKT-BEREICHEN**

**PRODUCTION
BY BRANCH**

**PRODUCTION
PAR BRANCHE**

| | EUR | B | DK | D(*) | GR | E | F | IRL | I | L | NL | P | UK | USA | JAP |
|-------------|---|-------|-------|-------|-------|-------|---|------|-------|-------|-------|--|------|-------|-------|
| 0413 | Elektrotechnik NACE Rev.1 31 saisonbereinigt | | | | | | Electrical engineering NACE Rev.1 31 seasonally adjusted | | | | | Construction électrique NACE Rev.1 31 désaisonné | | | |
| | <i>1990 = 100</i> | | | | | | | | | | | | | | |
| 1991 | 98.1 | | 91.4 | 99.9 | 100.6 | 94.9 | 99.2 | | 98.1 | 95.3 | | 109.6 | | 91.4 | |
| 1992 | 97.1 | | 86.6 | 100.2 | 100.9 | 97.3 | 97.7 | | 95.4 | 88.1 | | 117.7 | | 87.1 | |
| 1993 | 90.9 | | 84.8 | 91.4 | 99.6 | 89.9 | 94.2 | | 88.6 | 104.1 | | 109.7 | | 86.7 | |
| 1994 | 94.6 | | 100.6 | 96.5 | 100.1 | 99.1 | 92.2 | | 93.1 | 114.9 | | 103.0 | | 89.8 | |
| | <i>1990 = 100</i> | | | | | | | | | | | | | | |
| 1994 07 | 95.0 | | 117.2 | 96.1 | 90.4 | 100.7 | 91.9 | | 96.4 | 123.1 | | 101.2 | | 89.3 | |
| 08 | 95.0 | | 92.5 | 97.0 | 101.4 | 105.9 | 92.9 | | 98.3 | 116.8 | | 83.5 | | 89.2 | |
| 09 | 96.9 | | 104.3 | 100.7 | 112.1 | 100.6 | 93.2 | | 93.5 | 114.7 | | 108.3 | | 90.5 | |
| 10 | 95.3 | | 101.0 | 95.7 | 100.2 | 102.2 | 93.2 | | 92.8 | 130.7 | | 99.4 | | 92.7 | |
| 11 | 97.1 | | 111.0 | 99.2 | 103.8 | 104.7 | 94.1 | | 93.9 | 133.9 | | 104.2 | | 92.4 | |
| 12 | 99.0 | | 115.0 | 99.2 | 94.5 | 115.1 | 94.9 | | 101.0 | 129.3 | | 132.1 | | 88.3 | |
| 1995 01 | 96.9 | | 117.7 | 95.4 | 108.8 | 115.8 | 97.0 | | 97.0 | 118.0 | | 122.1 | | 89.7 | |
| 02 | 97.5 | | 116.5 | 95.0 | 92.0 | 115.5 | 97.6 | | 99.0 | 136.0 | | 137.6 | | 91.0 | |
| 03 | 96.9 | | 124.0 | 94.6 | 88.6 | 118.2 | 98.5 | | 98.4 | 143.2 | | 124.9 | | 89.1 | |
| 04 | 96.7 | | 115.8 | 93.0 | 105.9 | 117.4 | 97.3 | | 100.4 | 142.2 | | 127.0 | | 87.2 | |
| 05 | 98.2 | | 126.6 | 98.2 | 116.1 | 120.0 | 97.0 | | 99.4 | 129.3 | | 125.4 | | 87.0 | |
| 06 | 97.8 | | 118.5 | 97.9 | 109.5 | 119.7 | 96.6 | | 100.4 | 159.2 | | 108.0 | | 87.7 | |
| 07 | 96.8 | | 104.1 | 96.1 | 110.8 | 119.5 | 97.2 | | 99.0 | | | 106.3 | | 88.3 | |
| 08 | 98.7 | | 129.4 | 97.7 | 87.8 | 139.5 | 95.1 | | 125.6 | | | | | 89.4 | |
| 09 | 96.1 | | 125.4 | 93.0 | | | 95.3 | | 102.9 | | | | | 88.3 | |
| 0414 | Fahrzeugbau NACE Rev.1 34-35 saisonbereinigt | | | | | | Transport equipment NACE Rev.1 34-35 seasonally adjusted | | | | | Materiel de transport NACE Rev.1 34-35 désaisonné | | | |
| | <i>1990 = 100</i> | | | | | | | | | | | | | | |
| 1991 | 96.4 | 96.0 | 103.2 | 99.5 | 111.5 | 97.1 | 102.1 | 89.9 | 92.0 | 98.2 | 101.1 | 98.7 | 93.1 | 94.7 | 100.5 |
| 1992 | 94.9 | 94.7 | 103.0 | 99.6 | 113.1 | 90.0 | 99.6 | 84.2 | 83.9 | 76.3 | 101.3 | 90.1 | 91.0 | 98.3 | 99.4 |
| 1993 | 82.5 | 91.6 | 89.2 | 83.6 | 88.5 | 73.3 | 90.0 | 80.2 | 68.1 | 65.5 | 88.8 | 76.7 | 89.5 | 98.6 | 92.4 |
| 1994 | 89.3 | 93.8 | 116.1 | 90.1 | 77.4 | 85.5 | 99.2 | 82.1 | 75.3 | 73.5 | 93.7 | 69.5 | 91.2 | 102.5 | 88.2 |
| | <i>1990 = 100</i> | | | | | | | | | | | | | | |
| 1994 07 | 92.6 | 98.2 | 121.2 | 98.2 | 72.8 | 86.3 | 99.4 | 84.4 | 77.8 | 85.7 | 95.4 | 74.1 | 89.9 | 99.4 | 87.4 |
| 08 | 88.1 | 102.1 | 118.2 | 83.1 | 81.6 | 78.7 | 105.8 | 79.3 | 89.4 | 94.6 | 94.5 | 70.2 | 92.2 | 104.5 | 88.5 |
| 09 | 91.8 | 95.0 | 119.7 | 93.4 | 78.5 | 87.6 | 101.0 | 84.5 | 76.4 | 59.7 | 94.1 | 71.2 | 94.8 | 104.1 | 90.2 |
| 10 | 92.0 | 94.6 | 116.5 | 89.5 | 76.9 | 90.0 | 102.1 | 82.5 | 77.2 | 69.0 | 95.5 | 71.1 | 93.1 | 103.0 | 88.6 |
| 11 | 93.4 | 96.5 | 121.1 | 93.3 | 77.2 | 91.8 | 103.3 | 76.8 | 77.9 | 71.9 | 94.9 | 71.4 | 92.8 | 102.5 | 90.3 |
| 12 | 95.2 | 90.0 | 139.2 | 95.5 | 63.5 | 97.1 | 102.6 | 80.3 | 84.3 | 76.2 | 97.0 | 71.0 | 93.0 | 103.0 | 90.6 |
| 1995 01 | 94.7 | 94.4 | 131.3 | 90.1 | 85.9 | 94.6 | 99.7 | 80.4 | 80.8 | 63.2 | 93.0 | 65.0 | 90.1 | 102.2 | 86.9 |
| 02 | 94.1 | 100.3 | 125.4 | 91.7 | 81.6 | 92.5 | 100.7 | 78.6 | 80.7 | 67.3 | 93.8 | 60.7 | 93.1 | 103.4 | 91.3 |
| 03 | 92.3 | 96.8 | 126.8 | 92.5 | 85.6 | 94.9 | 97.6 | 80.2 | 80.3 | 70.8 | 94.1 | 63.3 | 92.3 | 103.4 | 91.7 |
| 04 | 92.2 | | 119.8 | 92.8 | 79.8 | 95.6 | 96.3 | 83.6 | 83.7 | 72.5 | 96.0 | 60.5 | 89.2 | 100.8 | 91.4 |
| 05 | 94.6 | | 132.9 | 98.1 | 82.4 | 102.1 | 96.7 | 81.0 | 82.0 | 66.4 | 95.4 | 60.0 | 90.3 | 100.4 | 87.7 |
| 06 | 93.2 | | 122.8 | 99.6 | 87.4 | 104.9 | 96.9 | 82.9 | 81.9 | 63.1 | 95.1 | 59.6 | 90.8 | 101.5 | 87.4 |
| 07 | 92.5 | | 127.5 | 94.5 | 92.3 | 106.0 | 95.4 | 79.3 | 81.3 | | | 57.8 | 91.8 | 99.2 | |
| 08 | 94.5 | | 113.7 | 92.5 | 88.1 | 122.2 | 99.2 | 85.2 | 105.1 | | | | 93.0 | | |
| 09 | 92.7 | | 126.1 | 90.1 | | | 96.0 | | 85.3 | | | | 90.1 | | |

**PRODUKTION NACH
PRODUKT-BEREICHEN**

**PRODUCTION
BY BRANCH**

PRODUCTION PAR BRANCHE

| | EUR | B | DK | D(*) | GR | E | F | IRL | I | L | NL | P | UK | USA | JAP |
|-------------|----------------------------------|-------|------|------|------|----------------------------|-------|-------|-------|-------|-------------------------|-------|------|-------|------|
| 0415 | Eisen- und Stahlindustrie | | | | | Iron and steel | | | | | Sidérurgie | | | | |
| | NACE Rev.1 27-10 | | | | | NACE Rev.1 27-10 | | | | | NACE Rev.1 27-10 | | | | |
| | saisonbereinigt | | | | | seasonally adjusted | | | | | désaisonné | | | | |
| | <i>1990 = 100</i> | | | | | | | | | | | | | | |
| 1991 | 98.0 | 99.3 | | 97.0 | | 100.8 | 97.2 | | 102.4 | 97.1 | | 87.0 | | 93.6 | |
| 1992 | 93.4 | 90.5 | | 91.7 | | 92.2 | 93.7 | | 97.8 | 91.6 | | 103.9 | | 90.4 | |
| 1993 | 90.4 | 73.5 | | 84.1 | | 91.4 | 86.9 | | 97.3 | 90.0 | | 106.1 | | 93.5 | |
| 1994 | 98.1 | 95.6 | | 94.9 | | 98.5 | 94.2 | | 105.4 | 87.2 | | 103.9 | | 97.7 | |
| | <i>1990 = 100</i> | | | | | | | | | | | | | | |
| 1994 07 | 97.3 | 106.1 | | 94.5 | | 103.7 | 94.4 | | 103.5 | 91.3 | | 121.0 | | 92.5 | |
| 08 | 100.8 | 89.0 | | 94.9 | | 96.8 | 102.6 | | 108.8 | 90.4 | | 119.3 | | 95.4 | |
| 09 | 100.1 | 94.3 | | 95.2 | | 102.1 | 95.9 | | 115.6 | 77.9 | | 110.2 | | 94.6 | |
| 10 | 99.5 | 99.4 | | 97.2 | | 103.0 | 95.8 | | 108.9 | 78.2 | | 102.0 | | 98.2 | |
| 11 | 100.5 | 96.0 | | 96.0 | | 102.6 | 100.7 | | 107.1 | 80.9 | | 111.7 | | 101.0 | |
| 12 | 105.1 | 102.8 | | 97.2 | | 99.2 | 100.5 | | 114.6 | 68.7 | | 117.1 | | 113.1 | |
| 1995 01 | 101.2 | 102.3 | | 93.9 | | 108.7 | 98.8 | | 108.1 | 77.3 | | 120.5 | | 103.2 | |
| 02 | 100.2 | 103.8 | | 92.8 | | 102.8 | 96.5 | | 110.2 | 77.5 | | 117.1 | | 100.1 | |
| 03 | 99.3 | 95.8 | | 93.0 | | 105.5 | 95.7 | | 109.8 | 77.1 | | 114.2 | | 97.8 | |
| 04 | 101.3 | | | 94.5 | | 104.8 | 94.6 | | 115.4 | 81.7 | | 105.1 | | 99.1 | |
| 05 | 101.1 | | | 96.4 | | 106.5 | 96.8 | | 108.6 | 76.2 | | 108.2 | | 98.5 | |
| 06 | 101.2 | | | 95.3 | | 106.8 | 97.3 | | 111.5 | 79.7 | | 89.8 | | 101.9 | |
| 07 | 102.9 | | | 98.5 | | 99.4 | 98.0 | | 114.4 | 76.2 | | | | 104.4 | |
| 08 | 101.7 | | | 94.3 | | 98.5 | 102.7 | | 110.6 | | | | | 100.9 | |
| 09 | 103.8 | | | 99.2 | | | 99.1 | | 122.2 | | | | | 100.4 | |
| 0416 | Textilien | | | | | Textiles | | | | | Textiles | | | | |
| | NACE Rev.1 17 | | | | | NACE Rev.1 17 | | | | | NACE Rev.1 17 | | | | |
| | saisonbereinigt | | | | | seasonally adjusted | | | | | désaisonné | | | | |
| | <i>1990 = 100</i> | | | | | | | | | | | | | | |
| 1991 | 96.4 | 88.3 | 98.6 | 97.4 | 90.1 | 93.4 | 94.7 | 99.8 | 99.6 | 105.9 | 94.6 | 104.5 | 90.0 | 99.6 | 98.3 |
| 1992 | 94.3 | 94.5 | 91.1 | 88.5 | 81.3 | 86.9 | 93.4 | 105.2 | 100.4 | 114.7 | 88.8 | 98.2 | 89.1 | 107.1 | 94.7 |
| 1993 | 89.5 | 84.6 | 86.7 | 78.9 | 76.6 | 78.3 | 86.5 | 107.8 | 98.2 | 112.0 | 87.8 | 86.1 | 88.9 | 108.9 | 85.3 |
| 1994 | 93.3 | 85.3 | 88.8 | 75.9 | 74.4 | 87.1 | 89.2 | 110.5 | 105.6 | 123.1 | 92.6 | 89.7 | 89.1 | 112.3 | 81.9 |
| | <i>1990 = 100</i> | | | | | | | | | | | | | | |
| 1994 07 | 94.8 | 82.0 | 92.3 | 73.4 | 77.5 | 88.2 | 92.7 | 96.3 | 110.0 | 114.7 | 95.8 | 88.5 | 89.5 | 113.4 | 81.3 |
| 08 | 92.4 | 85.9 | 82.5 | 77.5 | 72.3 | 92.7 | 91.4 | 114.8 | 102.3 | 135.4 | 89.8 | 95.1 | 88.2 | 113.2 | 82.9 |
| 09 | 94.6 | 82.9 | 83.2 | 74.7 | 77.3 | 87.1 | 92.1 | 113.7 | 109.2 | 116.8 | 96.2 | 90.9 | 89.4 | 112.6 | 82.6 |
| 10 | 92.8 | 83.2 | 77.0 | 72.8 | 73.4 | 86.6 | 89.5 | 109.6 | 105.9 | 119.3 | 92.9 | 89.2 | 87.8 | 114.0 | 81.4 |
| 11 | 94.3 | 84.9 | 83.0 | 75.8 | 73.2 | 86.2 | 92.4 | 123.5 | 107.8 | 133.0 | 93.1 | 89.7 | 90.0 | 115.1 | 81.5 |
| 12 | 95.5 | 80.9 | 88.9 | 77.9 | 66.7 | 88.5 | 90.6 | 94.3 | 109.8 | 134.6 | 96.4 | 85.2 | 90.5 | 114.8 | 80.9 |
| 1995 01 | 94.1 | 86.9 | 89.2 | 77.3 | 73.7 | 91.8 | 90.4 | 108.4 | 106.6 | 129.9 | 90.7 | 89.8 | 87.9 | 115.9 | 79.9 |
| 02 | 94.0 | 84.8 | 84.8 | 76.5 | 71.4 | 90.4 | 92.5 | 108.9 | 106.8 | 111.0 | 90.1 | 86.6 | 88.7 | 114.2 | 79.6 |
| 03 | 93.7 | 78.1 | 87.9 | 75.5 | 71.6 | 88.2 | 91.0 | 137.5 | 108.8 | 119.8 | 90.7 | 87.8 | 89.4 | 114.0 | 79.3 |
| 04 | 93.0 | | 83.2 | 75.3 | 68.1 | 87.9 | 89.8 | 109.8 | 106.7 | 116.2 | 91.4 | 84.7 | 89.5 | 113.4 | 78.1 |
| 05 | 92.7 | | 86.0 | 73.5 | 69.1 | 89.8 | 88.3 | 115.9 | 106.6 | 123.8 | 88.7 | 90.3 | 89.2 | 112.2 | 79.5 |
| 06 | 92.2 | | 83.5 | 71.9 | 68.8 | 89.9 | 90.3 | 121.6 | 104.9 | 109.8 | 90.7 | 92.9 | 89.8 | 109.7 | 77.6 |
| 07 | 92.9 | | 88.4 | 75.5 | 69.3 | 91.3 | 90.4 | 114.6 | 105.8 | | 92.6 | 92.1 | 87.6 | 108.1 | |
| 08 | 94.0 | | 82.6 | 70.7 | 66.9 | 98.9 | 89.6 | 110.3 | 108.5 | | 89.2 | | 86.3 | | |
| 09 | 92.0 | | 81.9 | 70.0 | | | 88.4 | | 105.3 | | | | 86.2 | | |

**PRODUKTION NACH
PRODUKT-BEREICHEN**

**PRODUCTION
BY BRANCH**

PRODUCTION PAR BRANCHE

| | EUR | B | DK | D(*) | GR | E | F | IRL | I | L | NL | P | UK | USA | JAP | |
|-------------|---|-------|-------|-------|---|-------|-------|-------|-------|-------|---|-------|-------|-------|-----|--|
| 0417 | Nahrungsmittel, usw. NACE Rev.1 15 saisonbereinigt | | | | Food, etc. NACE Rev.1 15 seasonally adjusted | | | | | | Produits alimentaires, etc. NACE Rev.1 15 désaisonné | | | | | |
| | <i>1990 = 100</i> | | | | | | | | | | | | | | | |
| 1991 | 102.1 | 101.6 | 102.2 | 103.6 | 106.1 | 101.8 | 102.2 | 104.4 | 102.7 | 102.4 | 103.5 | 102.0 | 98.6 | | | |
| 1992 | 102.0 | 103.2 | 104.7 | 103.4 | 113.2 | 97.7 | 102.5 | 111.6 | 102.1 | 103.9 | 103.6 | 97.3 | 99.5 | | | |
| 1993 | 103.0 | 102.2 | 106.4 | 103.5 | 113.4 | 98.4 | 104.2 | 116.3 | 103.4 | 101.8 | 101.7 | 98.4 | 100.3 | | | |
| 1994 | 104.8 | 99.9 | 114.0 | 105.3 | 115.5 | 100.5 | 105.3 | 125.0 | 104.6 | 105.2 | 103.3 | 95.4 | 102.0 | | | |
| | <i>1990 = 100</i> | | | | | | | | | | | | | | | |
| 1994 07 | 105.4 | 99.8 | 116.7 | 105.1 | 126.5 | 100.7 | 106.9 | 125.7 | 106.8 | 106.2 | 106.8 | 93.4 | 102.1 | | | |
| 08 | 107.0 | 98.8 | 111.4 | 106.0 | 111.1 | 103.5 | 109.8 | 131.9 | 108.7 | 110.4 | 104.0 | 96.8 | 103.4 | | | |
| 09 | 104.4 | 98.8 | 113.0 | 104.9 | 111.3 | 98.6 | 107.1 | 127.1 | 103.3 | 103.0 | 100.6 | 100.3 | 103.4 | | | |
| 10 | 105.1 | 98.5 | 110.3 | 105.0 | 109.9 | 101.4 | 106.6 | 129.4 | 104.8 | 101.5 | 102.4 | 93.7 | 102.3 | | | |
| 11 | 106.0 | 99.7 | 109.1 | 107.5 | 114.8 | 100.1 | 109.6 | 132.3 | 101.8 | 104.1 | 103.2 | 95.5 | 102.2 | | | |
| 12 | 106.2 | 99.8 | 114.7 | 105.6 | 118.6 | 99.8 | 108.1 | 134.8 | 109.9 | 106.0 | 107.2 | 93.8 | 102.2 | | | |
| 1995 01 | 104.4 | 100.7 | 109.4 | 103.3 | 121.3 | 100.4 | 105.5 | 142.3 | 99.7 | 99.2 | 101.9 | 100.2 | 104.4 | | | |
| 02 | 105.2 | 100.2 | 111.1 | 106.0 | 109.9 | 96.5 | 107.4 | 137.1 | 103.2 | 106.4 | 106.5 | 93.5 | 104.5 | | | |
| 03 | 105.4 | 101.9 | 111.0 | 105.0 | 119.6 | 98.2 | 105.9 | 138.5 | 105.2 | 103.8 | 104.2 | 93.0 | 104.3 | | | |
| 04 | 106.5 | | 109.4 | 106.4 | 121.3 | 99.4 | 107.2 | 141.7 | 108.9 | 103.3 | 104.2 | 97.6 | 104.1 | | | |
| 05 | 108.2 | | 111.4 | 112.6 | 132.8 | 101.2 | 108.6 | 141.3 | 104.6 | 101.5 | 105.9 | 96.5 | 105.2 | | | |
| 06 | 107.4 | | 114.5 | 110.2 | 121.3 | 101.9 | 107.9 | 142.8 | 103.7 | 103.2 | 106.9 | 95.5 | 105.3 | | | |
| 07 | 106.7 | | 113.8 | 110.5 | 127.4 | 96.6 | 107.0 | 143.4 | 107.7 | | 104.3 | 93.7 | 104.6 | | | |
| 08 | 107.1 | | 112.0 | 111.0 | 119.1 | 96.6 | 108.3 | 135.9 | 102.6 | | 106.9 | | 105.5 | | | |
| 09 | | | 112.0 | 110.0 | | | 105.9 | | 105.4 | | | | 104.0 | | | |
| 0418 | Bekleidung NACE Rev.1 18 saisonbereinigt | | | | Clothing NACE Rev.1 18 seasonally adjusted | | | | | | Habillement NACE Rev.1 18 désaisonné | | | | | |
| | <i>1990 = 100</i> | | | | | | | | | | | | | | | |
| 1991 | 96.7 | 106.6 | 107.8 | 97.0 | 102.2 | 95.2 | 94.1 | 87.1 | 99.9 | 85.9 | 99.9 | 100.9 | 89.9 | 100.8 | | |
| 1992 | 92.5 | 108.3 | 104.4 | 84.4 | 99.5 | 84.5 | 87.7 | 83.8 | 98.4 | 69.4 | 91.6 | 98.7 | 91.6 | 103.1 | | |
| 1993 | 87.4 | 117.3 | 97.2 | 74.7 | 91.5 | 74.5 | 80.4 | 74.3 | 94.4 | 29.9 | 92.9 | 88.9 | 91.7 | 103.0 | | |
| 1994 | 88.7 | 114.1 | 104.1 | 64.2 | 82.1 | 84.6 | 80.8 | 70.1 | 99.9 | 24.6 | 90.4 | 79.0 | 95.1 | 104.5 | | |
| | <i>1990 = 100</i> | | | | | | | | | | | | | | | |
| 1994 07 | 87.6 | 94.1 | 106.3 | 64.8 | 83.5 | 85.1 | | 70.2 | 102.9 | 17.1 | 89.3 | 76.9 | 92.3 | 105.4 | | |
| 08 | 88.4 | 116.6 | 101.4 | 65.2 | 71.0 | 79.9 | | 63.1 | 101.2 | 24.6 | 94.0 | 89.8 | 92.7 | 105.0 | | |
| 09 | 91.5 | 111.3 | 103.6 | 60.4 | 80.0 | 83.3 | | 74.2 | 106.5 | 23.1 | 92.1 | 76.7 | 92.8 | 105.3 | | |
| 10 | 90.7 | 114.7 | 103.3 | 58.1 | 75.6 | 86.4 | | 73.2 | 103.4 | 23.4 | 88.4 | 77.3 | 92.7 | 105.2 | | |
| 11 | 87.6 | 116.6 | 102.9 | 59.2 | 76.8 | 88.3 | | 65.9 | 100.4 | 23.3 | 89.0 | 82.4 | 96.3 | 105.0 | | |
| 12 | 89.2 | 112.2 | 106.4 | 61.2 | 84.3 | 85.4 | | 70.8 | 104.4 | 21.5 | 89.7 | 75.6 | 95.9 | 105.1 | | |
| 1995 01 | 88.2 | 116.0 | 112.0 | 60.0 | 75.5 | 85.1 | | 67.1 | 103.3 | 20.8 | 86.2 | 89.6 | 96.0 | 104.3 | | |
| 02 | 90.1 | 118.0 | 109.6 | 57.7 | 83.4 | 83.3 | | 65.2 | 105.8 | 19.6 | 90.9 | 87.4 | 94.9 | 103.4 | | |
| 03 | 88.6 | 110.9 | 112.6 | 56.4 | 77.8 | 83.3 | | 64.9 | 109.3 | 20.0 | 88.2 | 86.0 | 94.3 | 102.6 | | |
| 04 | 90.2 | | 119.0 | 60.9 | 72.6 | 82.2 | | 65.8 | 110.0 | 20.0 | 88.7 | 81.8 | 96.1 | 99.6 | | |
| 05 | 91.2 | | 111.8 | 59.7 | 70.2 | 83.8 | | 64.4 | 109.4 | 14.3 | 85.9 | 91.5 | 96.3 | 101.3 | | |
| 06 | 91.0 | | 100.1 | 58.2 | 81.7 | 85.3 | | 62.2 | 110.3 | 13.7 | 91.1 | 86.9 | 95.8 | 99.7 | | |
| 07 | 87.8 | | 107.5 | 58.9 | 79.5 | 84.3 | | 61.7 | 108.4 | | 88.5 | 91.0 | 95.2 | 98.0 | | |
| 08 | 90.3 | | 110.1 | 56.8 | 85.7 | 82.7 | | 62.2 | 112.0 | | 87.5 | | 93.4 | | | |
| 09 | | | 111.1 | 56.1 | | | | | 109.0 | | | | 92.2 | | | |

**PRODUKTION NACH
PRODUKT-BEREICHEN**

**PRODUCTION
BY BRANCH**

PRODUCTION PAR BRANCHE

| | EUR | B | DK | D(*) | GR | E | F | IRL | I | L | NL | P | UK | USA | JAP | |
|-------------|---|-------|-------|-------|---|-------|-------|-------|-------|-------|--|-------|-------|-------|-----|--|
| 0419 | Schuhe NACE Rev.1 19 saisonbereinigt | | | | Footwear NACE Rev.1 19 seasonally adjusted | | | | | | Chaussures NACE Rev.1 19 désaisonné | | | | | |
| | <i>1990 = 100</i> | | | | | | | | | | | | | | | |
| 1991 | 95.1 | 85.1 | 111.2 | 94.0 | 94.1 | 94.8 | 94.1 | 91.2 | 97.3 | | 96.8 | 97.8 | 86.2 | | | |
| 1992 | 91.3 | 82.4 | 117.2 | 83.2 | 89.0 | 89.7 | 89.5 | 77.5 | 94.7 | | 90.0 | 97.2 | 83.2 | | | |
| 1993 | 90.6 | 69.5 | 122.4 | 74.0 | 94.2 | 81.8 | 84.4 | | 97.3 | | 86.8 | 94.1 | 86.6 | | | |
| 1994 | 95.1 | 41.7 | 140.5 | 62.6 | 87.1 | 85.2 | 82.6 | | 108.4 | | 83.1 | 99.3 | 85.8 | | | |
| | <i>1990 = 100</i> | | | | | | | | | | | | | | | |
| 1994 07 | 95.9 | | 148.3 | 60.7 | 97.5 | 85.7 | 89.5 | | 107.6 | | 80.8 | 103.4 | 83.6 | | | |
| 08 | 98.6 | | 149.6 | 61.5 | 84.9 | 82.4 | 86.1 | | 122.7 | | 82.3 | 123.3 | 82.3 | | | |
| 09 | 94.6 | | 124.6 | 62.4 | 82.5 | 83.0 | 85.5 | | 109.2 | | 82.9 | 99.4 | 82.7 | | | |
| 10 | 95.0 | | 142.2 | 58.2 | 69.1 | 83.0 | 84.7 | | 108.6 | | 82.6 | 100.9 | 89.6 | | | |
| 11 | 96.8 | | 131.8 | 61.5 | 82.3 | 83.8 | 85.3 | | 111.4 | | 83.8 | 95.6 | 91.0 | | | |
| 12 | 96.1 | | 141.8 | 61.5 | 82.7 | 81.2 | 87.1 | | 110.3 | | 84.0 | 91.6 | 92.9 | | | |
| 1995 01 | 95.0 | | 149.6 | 62.5 | 84.4 | 80.0 | 85.0 | | 111.0 | | 76.7 | 98.8 | 83.4 | | | |
| 02 | 95.1 | | 147.6 | 61.6 | 79.5 | 78.1 | 84.9 | | 111.8 | | 82.9 | 99.1 | 83.5 | | | |
| 03 | 94.0 | | 138.9 | 61.0 | 79.9 | 78.6 | 84.7 | | 110.4 | | 80.1 | 97.4 | 83.0 | | | |
| 04 | 94.1 | | 130.7 | 59.8 | 89.2 | 76.9 | 82.8 | | 111.7 | | 82.3 | 91.5 | 84.8 | | | |
| 05 | 96.2 | | 130.8 | 62.0 | 78.9 | 78.0 | 86.8 | | 113.2 | | 83.9 | 93.3 | 85.1 | | | |
| 06 | 94.3 | | 122.1 | 59.5 | 82.8 | 79.1 | 85.4 | | 110.9 | | 78.3 | 95.5 | 85.4 | | | |
| 07 | 97.1 | | 135.2 | 60.7 | 95.0 | 77.7 | 86.1 | | 115.0 | | 79.2 | 89.3 | 86.4 | | | |
| 08 | 93.2 | | 110.3 | 56.1 | 76.5 | 79.7 | 84.0 | | 114.4 | | 85.2 | | 86.9 | | | |
| 09 | 94.6 | | 124.4 | 55.7 | | | 84.1 | | 113.5 | | | | 88.2 | | | |
| 0420 | Papier NACE Rev.1 21 saisonbereinigt | | | | Paper NACE Rev.1 21 seasonally adjusted | | | | | | Papier NACE Rev.1 21 désaisonné | | | | | |
| | <i>1990 = 100</i> | | | | | | | | | | | | | | | |
| 1991 | 101.1 | 97.6 | 104.2 | 100.3 | 107.6 | 102.7 | 103.2 | 101.8 | 102.4 | 133.5 | 98.9 | 110.5 | 97.9 | 115.2 | | |
| 1992 | 102.0 | 101.8 | 103.7 | 99.1 | 109.8 | 101.8 | 108.7 | 103.7 | 102.0 | 235.3 | 100.7 | 107.5 | 98.4 | 117.9 | | |
| 1993 | 100.9 | 93.5 | 89.6 | 96.1 | 102.2 | 101.4 | 106.1 | 103.1 | 103.1 | 299.5 | 99.0 | 99.7 | 101.9 | 121.9 | | |
| 1994 | 107.1 | 96.5 | 101.0 | 100.5 | 109.2 | 112.0 | 113.6 | 106.6 | 111.4 | 296.3 | 103.8 | 105.8 | 105.6 | | | |
| | <i>1990 = 100</i> | | | | | | | | | | | | | | | |
| 1994 07 | 107.1 | 90.3 | 103.1 | 98.0 | 113.7 | 115.0 | 115.6 | 106.4 | 115.8 | 391.4 | 103.0 | 113.0 | 105.7 | | | |
| 08 | 107.4 | 96.3 | 103.5 | 100.0 | 107.4 | 109.7 | 114.7 | 111.5 | 112.5 | 335.2 | 108.7 | 118.5 | 107.4 | | | |
| 09 | 109.1 | 94.3 | 103.8 | 104.4 | 114.2 | 115.0 | 119.3 | 107.3 | 109.8 | 336.0 | 102.9 | 117.1 | 108.2 | | | |
| 10 | 108.4 | 95.3 | 102.8 | 102.3 | 116.1 | 114.3 | 116.7 | 106.0 | 112.4 | 326.4 | 105.6 | 111.5 | 106.0 | | | |
| 11 | 109.2 | 101.1 | 103.9 | 101.5 | 115.6 | 116.7 | 118.0 | 106.0 | 112.4 | 298.7 | 106.6 | 102.3 | 108.1 | | | |
| 12 | 112.2 | 96.5 | 110.4 | 104.2 | 113.1 | 118.2 | 119.1 | 112.0 | 116.7 | 350.9 | 108.1 | 110.5 | 107.0 | | | |
| 1995 01 | 107.5 | 96.8 | 108.4 | 96.1 | 113.0 | 120.1 | 118.7 | 116.0 | 109.0 | 306.5 | 105.3 | 117.1 | 107.6 | | | |
| 02 | 108.5 | 96.6 | 104.1 | 96.7 | 107.7 | 118.9 | 118.7 | 110.3 | 111.1 | 266.4 | 105.5 | 121.9 | 108.3 | | | |
| 03 | 107.3 | 94.6 | 102.6 | 97.0 | 107.8 | 116.8 | 118.4 | 106.5 | 108.6 | 298.9 | 104.6 | 109.4 | 107.7 | | | |
| 04 | 108.6 | | 104.5 | 99.4 | 108.8 | 113.0 | 117.5 | 105.8 | 115.8 | 307.0 | 104.5 | 112.8 | 106.9 | | | |
| 05 | 109.3 | | 107.8 | 104.0 | 116.1 | 118.3 | 118.9 | 111.0 | 111.6 | 275.4 | 103.7 | 107.5 | 108.3 | | | |
| 06 | 108.9 | | 104.7 | 101.6 | 110.1 | 116.8 | 119.0 | 106.3 | 111.1 | 325.2 | 107.5 | 105.9 | 108.6 | | | |
| 07 | 108.0 | | 105.4 | 101.2 | 109.1 | 114.9 | 117.5 | 105.7 | 114.3 | | 104.3 | 98.4 | 107.8 | | | |
| 08 | 111.0 | | 99.1 | 103.5 | 110.7 | 117.7 | 121.4 | 107.9 | 117.9 | | 107.3 | | 108.2 | | | |
| 09 | 106.8 | | 101.7 | 97.7 | | | 115.7 | | 110.8 | | | | 108.3 | | | |

**MEINUNGSUMFRAGE:
INDUSTRIE**
OPINIONS IN INDUSTRY
**OPINIONS DANS
L'INDUSTRIE**

| | EUR | B | DK | D(*) | GR | E | F | IRL | I | L | NL | P | UK |
|-------------|---|-------|------|-------|--|-------|-------|-------|---|-------|-------|-------|-------|
| 0501 | Produktionsaussichten Industrie insgesamt NACE 1-4 | | | | Production expectations all industry NACE 1-4 | | | | Perspectives de production ensemble industrie NACE 1-4 | | | | |
| | <i>BALANCE %</i> | | | | | | | | | | | | |
| 1993 08 | -9.0 | -27.0 | | -16.0 | 19.0 | -16.0 | -22.0 | 3.0 | -6.0 | -15.0 | -3.0 | -7.0 | 16.0 |
| 09 | -3.0 | -26.0 | | -8.0 | 22.0 | -4.0 | -18.0 | 3.0 | 2.0 | -14.0 | 4.0 | -5.0 | 17.0 |
| 10 | -6.0 | -27.0 | | -16.0 | 20.0 | -2.0 | -12.0 | 5.0 | -6.0 | -21.0 | 5.0 | -4.0 | 7.0 |
| 11 | -7.0 | -21.0 | | -14.0 | 12.0 | -11.0 | -22.0 | -6.0 | 0.0 | -15.0 | 5.0 | -2.0 | 12.0 |
| 12 | -7.0 | -20.0 | | -12.0 | 8.0 | -13.0 | -18.0 | -2.0 | 2.0 | -11.0 | -5.0 | -3.0 | 9.0 |
| 1994 01 | 2.0 | -7.0 | 6.0 | -6.0 | 17.0 | -5.0 | -5.0 | 15.0 | 9.0 | -14.0 | 12.0 | -1.0 | 16.0 |
| 02 | 10.0 | 6.0 | 28.0 | 4.0 | 25.0 | 10.0 | 2.0 | 17.0 | 16.0 | -8.0 | 11.0 | 3.0 | 24.0 |
| 03 | 13.0 | -4.0 | 14.0 | 6.0 | 28.0 | 11.0 | 14.0 | 10.0 | 20.0 | 3.0 | 9.0 | 6.0 | 22.0 |
| 04 | 14.0 | -3.0 | | 8.0 | 32.0 | 13.0 | 18.0 | 16.0 | 21.0 | -5.0 | 9.0 | 11.0 | 16.0 |
| 05 | 17.0 | -1.0 | | 8.0 | 30.0 | 12.0 | 22.0 | 13.0 | 25.0 | -4.0 | 10.0 | 8.0 | 23.0 |
| 06 | 12.0 | -1.0 | | 7.0 | 28.0 | 4.0 | 8.0 | 1.0 | 17.0 | -4.0 | 9.0 | 6.0 | 22.0 |
| 07 | 9.0 | -3.0 | | 10.0 | 27.0 | 1.0 | 7.0 | 8.0 | 8.0 | 0.0 | 5.0 | 6.0 | 13.0 |
| 08 | 14.0 | 6.0 | | 10.0 | 30.0 | 0.0 | 10.0 | 12.0 | 16.0 | -3.0 | 11.0 | 13.0 | 31.0 |
| 09 | 16.0 | 7.0 | | 9.0 | 33.0 | 9.0 | 14.0 | 26.0 | 21.0 | 4.0 | 16.0 | 14.0 | 23.0 |
| 10 | 15.0 | 7.0 | | 8.0 | 24.0 | 10.0 | 19.0 | 23.0 | 20.0 | | 11.0 | 14.0 | 19.0 |
| 0502 | Auftragsbestand Industrie insgesamt NACE 1-4 | | | | Order books all industry NACE 1-4 | | | | Carnet de commandes ensemble industrie NACE 1-4 | | | | |
| | <i>BALANCE %</i> | | | | | | | | | | | | |
| 1993 08 | -44.0 | -42.0 | | -57.0 | -22.0 | -59.0 | -59.0 | -15.0 | -37.0 | -52.0 | -17.0 | -48.0 | -18.0 |
| 09 | -45.0 | -40.0 | | -57.0 | -19.0 | -49.0 | -59.0 | -29.0 | -42.0 | -55.0 | -20.0 | -49.0 | -21.0 |
| 10 | -41.0 | -44.0 | | -55.0 | -10.0 | -45.0 | -56.0 | -6.0 | -26.0 | -45.0 | -20.0 | -46.0 | -30.0 |
| 11 | -44.0 | -42.0 | | -59.0 | -26.0 | -49.0 | -59.0 | -5.0 | -30.0 | -54.0 | -23.0 | -39.0 | -23.0 |
| 12 | -40.0 | -40.0 | | -57.0 | -27.0 | -49.0 | -56.0 | -12.0 | -23.0 | -51.0 | -25.0 | -36.0 | -19.0 |
| 1994 01 | -38.0 | -37.0 | -6.0 | -57.0 | -17.0 | -38.0 | -51.0 | 0.0 | -21.0 | -38.0 | -22.0 | -36.0 | -21.0 |
| 02 | -35.0 | -30.0 | 9.0 | -51.0 | -20.0 | -46.0 | -43.0 | -4.0 | -28.0 | -39.0 | -16.0 | -30.0 | -11.0 |
| 03 | -26.0 | -26.0 | 31.0 | -43.0 | -25.0 | -30.0 | -26.0 | -5.0 | -16.0 | -29.0 | -13.0 | -21.0 | -14.0 |
| 04 | -23.0 | -24.0 | | -41.0 | -23.0 | -19.0 | -19.0 | -9.0 | -14.0 | -29.0 | -9.0 | -22.0 | -17.0 |
| 05 | -18.0 | -25.0 | | -37.0 | -18.0 | -25.0 | -7.0 | -9.0 | -10.0 | -23.0 | -12.0 | -23.0 | -3.0 |
| 06 | -16.0 | -22.0 | | -34.0 | -23.0 | -20.0 | -10.0 | -1.0 | -7.0 | -22.0 | -9.0 | -18.0 | -3.0 |
| 07 | -13.0 | -16.0 | | -31.0 | -17.0 | -10.0 | -7.0 | 2.0 | -4.0 | -19.0 | -6.0 | -22.0 | -9.0 |
| 08 | -10.0 | -15.0 | | -28.0 | -17.0 | -8.0 | -2.0 | -1.0 | -7.0 | -24.0 | -4.0 | -21.0 | 4.0 |
| 09 | -10.0 | -14.0 | | -25.0 | -17.0 | -15.0 | 2.0 | 14.0 | -12.0 | -14.0 | -4.0 | -17.0 | 2.0 |
| 10 | -6.0 | -18.0 | | -20.0 | -14.0 | -3.0 | 3.0 | 6.0 | -1.0 | | -3.0 | -12.0 | -2.0 |
| 0503 | Lagerbestände an Fertigerzeugnissen Industrie insgesamt NACE 1-4 | | | | Stocks of finished products all industry NACE 1-4 | | | | Stocks de produits finis ensemble industrie NACE 1-4 | | | | |
| | <i>BALANCE %</i> | | | | | | | | | | | | |
| 1993 08 | 23.0 | 11.0 | | 28.0 | 12.0 | 34.0 | 29.0 | 18.0 | 17.0 | 24.0 | 9.0 | 15.0 | 17.0 |
| 09 | 20.0 | 10.0 | | 25.0 | 14.0 | 27.0 | 28.0 | 21.0 | 15.0 | 21.0 | 11.0 | 17.0 | 11.0 |
| 10 | 19.0 | 9.0 | | 23.0 | 4.0 | 31.0 | 21.0 | 13.0 | 13.0 | 16.0 | 7.0 | 12.0 | 18.0 |
| 11 | 19.0 | 5.0 | | 26.0 | 13.0 | 25.0 | 24.0 | 20.0 | 13.0 | 12.0 | 9.0 | 8.0 | 14.0 |
| 12 | 17.0 | 5.0 | | 22.0 | 9.0 | 23.0 | 22.0 | 12.0 | 10.0 | 13.0 | 8.0 | 6.0 | 15.0 |
| 1994 01 | 15.0 | 1.0 | -7.0 | 21.0 | 11.0 | 23.0 | 19.0 | 9.0 | 8.0 | 19.0 | 6.0 | 11.0 | 13.0 |
| 02 | 13.0 | -2.0 | 7.0 | 20.0 | 6.0 | 17.0 | 18.0 | 10.0 | 5.0 | 1.0 | 7.0 | 6.0 | 13.0 |
| 03 | 14.0 | 4.0 | 2.0 | 18.0 | 10.0 | 16.0 | 23.0 | 7.0 | 6.0 | 5.0 | 8.0 | 5.0 | 14.0 |
| 04 | 12.0 | -1.0 | | 17.0 | 11.0 | 15.0 | 9.0 | 0.0 | 6.0 | 1.0 | 6.0 | 7.0 | 18.0 |
| 05 | 11.0 | 1.0 | | 13.0 | 10.0 | 11.0 | 9.0 | 16.0 | 8.0 | -3.0 | 6.0 | 6.0 | 15.0 |
| 06 | 10.0 | 3.0 | | 13.0 | 3.0 | 12.0 | 6.0 | 13.0 | 9.0 | 4.0 | 3.0 | 5.0 | 10.0 |
| 07 | 9.0 | 2.0 | | 10.0 | 6.0 | 16.0 | 6.0 | 4.0 | 9.0 | 4.0 | 2.0 | 4.0 | 12.0 |
| 08 | 5.0 | -2.0 | | 8.0 | 5.0 | 13.0 | 1.0 | 9.0 | 5.0 | -1.0 | -1.0 | 9.0 | 8.0 |
| 09 | 7.0 | 0.0 | | 9.0 | 5.0 | 13.0 | -3.0 | 9.0 | 6.0 | -1.0 | 1.0 | 8.0 | 12.0 |
| 10 | 4.0 | 1.0 | | 6.0 | 9.0 | 10.0 | -2.0 | 8.0 | 1.0 | | 1.0 | -6.0 | 10.0 |

**MEINUNGSUMFRAGE:
INDUSTRIE**
OPINIONS IN INDUSTRY
**OPINIONS DANS
L'INDUSTRIE**

| | EUR | B | DK | D(*) | GR | E | F | IRL | I | L | NL | P | UK |
|-------------|---|-------|------|-------|---|-------|-------|-------|-------|--|-------|-------|-------|
| 0504 | Produktionsaussichten Grundstoffe und Produktionsgüter | | | | Production expectations Intermediate goods | | | | | Perspectives de production biens intermédiaires | | | |
| | <i>BALANCE %</i> | | | | | | | | | | | | |
| 1993 08 | -5.0 | -38.0 | | -11.0 | 12.0 | -14.0 | -19.0 | -12.0 | -4.0 | -11.0 | -9.0 | -15.0 | 25.0 |
| 09 | -1.0 | -38.0 | | -8.0 | 14.0 | -1.0 | -17.0 | 12.0 | 5.0 | -10.0 | 0.0 | -6.0 | 25.0 |
| 10 | -6.0 | -35.0 | | -13.0 | 11.0 | -9.0 | -16.0 | 1.0 | 0.0 | -19.0 | 5.0 | -10.0 | 12.0 |
| 11 | -7.0 | -23.0 | | -14.0 | 2.0 | -11.0 | -27.0 | -9.0 | 3.0 | -10.0 | 11.0 | -5.0 | 12.0 |
| 12 | -5.0 | -26.0 | | -10.0 | 0.0 | -18.0 | -9.0 | -2.0 | 0.0 | -2.0 | -4.0 | -3.0 | 11.0 |
| 1994 01 | 5.0 | -11.0 | 15.0 | -2.0 | 9.0 | -11.0 | 0.0 | 9.0 | 12.0 | -5.0 | 22.0 | 3.0 | 20.0 |
| 02 | 16.0 | 18.0 | 40.0 | 10.0 | 24.0 | 9.0 | 17.0 | 13.0 | 15.0 | -10.0 | 17.0 | 10.0 | 32.0 |
| 03 | 18.0 | -6.0 | 12.0 | 14.0 | 21.0 | 20.0 | 17.0 | 15.0 | 24.0 | 7.0 | 7.0 | 10.0 | 27.0 |
| 04 | 19.0 | 4.0 | | 15.0 | 19.0 | 20.0 | 19.0 | 4.0 | 25.0 | -4.0 | 12.0 | 19.0 | 18.0 |
| 05 | 22.0 | -4.0 | | 15.0 | 24.0 | 28.0 | 24.0 | 33.0 | 23.0 | -5.0 | 6.0 | 15.0 | 37.0 |
| 06 | 14.0 | -5.0 | | 13.0 | 21.0 | 12.0 | 8.0 | 9.0 | 17.0 | -8.0 | 14.0 | 11.0 | 23.0 |
| 07 | 12.0 | -4.0 | | 17.0 | 18.0 | 8.0 | 4.0 | 11.0 | 7.0 | -1.0 | 7.0 | 7.0 | 26.0 |
| 08 | 16.0 | 17.0 | | 17.0 | 25.0 | -1.0 | 7.0 | 0.0 | 17.0 | -8.0 | 9.0 | 16.0 | 33.0 |
| 09 | 18.0 | 16.0 | | 13.0 | 31.0 | 10.0 | 11.0 | 24.0 | 27.0 | 6.0 | 15.0 | 18.0 | 27.0 |
| 10 | 20.0 | 8.0 | | 10.0 | 27.0 | 15.0 | 25.0 | 15.0 | 22.0 | | 10.0 | 17.0 | 31.0 |
| 0505 | Auftragsbestand Grundstoffe und Produktionsgüter | | | | Order books intermediate goods | | | | | Carnet de commande biens intermédiaires | | | |
| | <i>BALANCE %</i> | | | | | | | | | | | | |
| 1993 08 | -48.0 | -53.0 | | -59.0 | -31.0 | -61.0 | -66.0 | -22.0 | -33.0 | -57.0 | -17.0 | -46.0 | -31.0 |
| 09 | -49.0 | -53.0 | | -59.0 | -31.0 | -40.0 | -70.0 | -12.0 | -49.0 | -59.0 | -16.0 | -45.0 | -30.0 |
| 10 | -45.0 | -59.0 | | -57.0 | -20.0 | -58.0 | -61.0 | 9.0 | -30.0 | -50.0 | -19.0 | -43.0 | -33.0 |
| 11 | -46.0 | -54.0 | | -61.0 | -31.0 | -44.0 | -66.0 | -3.0 | -30.0 | -60.0 | -20.0 | -36.0 | -27.0 |
| 12 | -42.0 | -54.0 | | -58.0 | -32.0 | -47.0 | -60.0 | 4.0 | -20.0 | -56.0 | -24.0 | -34.0 | -28.0 |
| 1994 01 | -37.0 | -43.0 | -2.0 | -57.0 | -21.0 | -42.0 | -56.0 | -2.0 | -17.0 | -40.0 | -21.0 | -24.0 | -18.0 |
| 02 | -30.0 | -37.0 | 19.0 | -49.0 | -16.0 | -41.0 | -38.0 | 6.0 | -22.0 | -43.0 | -11.0 | -21.0 | -9.0 |
| 03 | -21.0 | -29.0 | 36.0 | -39.0 | -19.0 | -26.0 | -18.0 | 15.0 | -16.0 | -29.0 | -7.0 | -15.0 | -9.0 |
| 04 | -18.0 | -33.0 | | -38.0 | -25.0 | -18.0 | -7.0 | -20.0 | -13.0 | -30.0 | -4.0 | -10.0 | -12.0 |
| 05 | -10.0 | -29.0 | | -25.0 | -17.0 | -18.0 | 8.0 | 9.0 | -12.0 | -22.0 | -8.0 | -9.0 | 10.0 |
| 06 | -6.0 | -26.0 | | -22.0 | -24.0 | -18.0 | 9.0 | 21.0 | -6.0 | -26.0 | 0.0 | -3.0 | 10.0 |
| 07 | -4.0 | -23.0 | | -19.0 | -20.0 | -9.0 | 8.0 | 10.0 | 0.0 | -23.0 | 2.0 | -5.0 | 2.0 |
| 08 | -1.0 | -17.0 | | -14.0 | -21.0 | -11.0 | 13.0 | 5.0 | -7.0 | -30.0 | 3.0 | -5.0 | 16.0 |
| 09 | 0.0 | -17.0 | | -10.0 | -23.0 | -8.0 | 18.0 | 22.0 | -11.0 | -16.0 | 3.0 | -1.0 | 12.0 |
| 10 | 6.0 | -23.0 | | -6.0 | -22.0 | -4.0 | 21.0 | 21.0 | 7.0 | | 6.0 | 0.0 | 16.0 |
| 0506 | Lagerbestände an Fertigerzeugnissen Grundstoffe und Produktionsgüter | | | | Stocks of finished products intermediate goods | | | | | Stocks de produits finis biens intermédiaires | | | |
| | <i>BALANCE %</i> | | | | | | | | | | | | |
| 1993 08 | 24.0 | 11.0 | | 28.0 | 10.0 | 30.0 | 33.0 | 3.0 | 18.0 | 24.0 | 9.0 | 18.0 | 18.0 |
| 09 | 20.0 | 10.0 | | 24.0 | 13.0 | 22.0 | 31.0 | 18.0 | 14.0 | 21.0 | 12.0 | 28.0 | 12.0 |
| 10 | 21.0 | 6.0 | | 26.0 | 8.0 | 52.0 | 22.0 | 1.0 | 7.0 | 16.0 | 8.0 | 23.0 | 17.0 |
| 11 | 18.0 | 3.0 | | 27.0 | 13.0 | 19.0 | 21.0 | 16.0 | 12.0 | 11.0 | 10.0 | 11.0 | 17.0 |
| 12 | 18.0 | 3.0 | | 22.0 | 10.0 | 23.0 | 21.0 | 12.0 | 9.0 | 11.0 | 9.0 | 8.0 | 24.0 |
| 1994 01 | 14.0 | -2.0 | -9.0 | 19.0 | 18.0 | 30.0 | 20.0 | 11.0 | 0.0 | 18.0 | 7.0 | 14.0 | 10.0 |
| 02 | 12.0 | 0.0 | -4.0 | 18.0 | 4.0 | 20.0 | 15.0 | 9.0 | -2.0 | 1.0 | 6.0 | 14.0 | 16.0 |
| 03 | 13.0 | 5.0 | -2.0 | 16.0 | 8.0 | 18.0 | 22.0 | 6.0 | 3.0 | 6.0 | 8.0 | 4.0 | 11.0 |
| 04 | 11.0 | -1.0 | | 12.0 | 10.0 | 19.0 | 17.0 | 2.0 | 2.0 | -2.0 | 4.0 | 8.0 | 14.0 |
| 05 | 11.0 | 1.0 | | 10.0 | 8.0 | 7.0 | 7.0 | 17.0 | 10.0 | -4.0 | 6.0 | 1.0 | 14.0 |
| 06 | 7.0 | 5.0 | | 12.0 | 7.0 | 15.0 | 5.0 | 1.0 | 3.0 | 5.0 | -1.0 | 1.0 | 9.0 |
| 07 | 8.0 | 6.0 | | 8.0 | 12.0 | 16.0 | 6.0 | 1.0 | 6.0 | 5.0 | -1.0 | -4.0 | 12.0 |
| 08 | 4.0 | 1.0 | | 2.0 | 9.0 | 12.0 | -1.0 | 7.0 | 5.0 | 2.0 | -3.0 | 0.0 | 9.0 |
| 09 | 3.0 | 1.0 | | 5.0 | 8.0 | 15.0 | -8.0 | 3.0 | 4.0 | -1.0 | -2.0 | 4.0 | 3.0 |
| 10 | 0.0 | 6.0 | | 5.0 | 19.0 | 7.0 | -8.0 | 6.0 | -7.0 | | -3.0 | -12.0 | 6.0 |

**MEINUNGSUMFRAGE:
INDUSTRIE**
OPINIONS IN INDUSTRY
**OPINIONS DANS
L'INDUSTRIE**

| | EUR | B | DK | D(*) | GR | E | F | IRL | I | L | NL | P | UK |
|-------------|--|-------|-------|---|-------|-------|-------|-------|--|-------|-------|-------|-------|
| 0507 | Produktionsaussichten Investitionsgüter | | | Production expectations investment goods | | | | | Perspectives de production biens d'investissement | | | | |
| | <i>BALANCE %</i> | | | | | | | | | | | | |
| 1993 08 | -10.0 | -26.0 | | -20.0 | -10.0 | -17.0 | -22.0 | 27.0 | -18.0 | -33.0 | -2.0 | -21.0 | 21.0 |
| 09 | -9.0 | -22.0 | | -15.0 | 10.0 | -2.0 | -23.0 | 0.0 | -14.0 | -41.0 | 2.0 | -36.0 | 14.0 |
| 10 | -14.0 | -29.0 | | -25.0 | 30.0 | 0.0 | -18.0 | 2.0 | -21.0 | -49.0 | -6.0 | -20.0 | 4.0 |
| 11 | -7.0 | -21.0 | | -16.0 | 10.0 | -10.0 | -14.0 | -30.0 | -12.0 | -60.0 | -4.0 | -32.0 | 15.0 |
| 12 | -7.0 | -24.0 | | -20.0 | 28.0 | -10.0 | -14.0 | -4.0 | 2.0 | -56.0 | -8.0 | -29.0 | 12.0 |
| 1994 01 | -3.0 | -20.0 | 2.0 | -17.0 | 39.0 | -3.0 | -5.0 | 18.0 | 6.0 | -60.0 | -4.0 | -4.0 | 8.0 |
| 02 | 7.0 | -9.0 | 40.0 | -6.0 | 48.0 | 12.0 | -1.0 | 26.0 | 14.0 | -18.0 | 4.0 | -18.0 | 23.0 |
| 03 | 8.0 | -8.0 | 12.0 | 0.0 | 63.0 | 7.0 | 6.0 | 7.0 | 16.0 | -21.0 | 1.0 | -14.0 | 15.0 |
| 04 | 10.0 | -11.0 | | 1.0 | 51.0 | 11.0 | 9.0 | 46.0 | 18.0 | -18.0 | -1.0 | -16.0 | 16.0 |
| 05 | 14.0 | -2.0 | | 7.0 | 47.0 | 22.0 | 17.0 | -3.0 | 26.0 | -13.0 | 6.0 | -6.0 | 16.0 |
| 06 | 11.0 | 0.0 | | 7.0 | 54.0 | 2.0 | 12.0 | 8.0 | 10.0 | 1.0 | 11.0 | -7.0 | 19.0 |
| 07 | 6.0 | 6.0 | | 6.0 | 49.0 | -3.0 | 12.0 | 12.0 | 1.0 | 6.0 | 1.0 | -7.0 | 7.0 |
| 08 | 15.0 | 10.0 | | 9.0 | 42.0 | -1.0 | 17.0 | 29.0 | 12.0 | 21.0 | 12.0 | 10.0 | 26.0 |
| 09 | 13.0 | 9.0 | | 6.0 | 35.0 | 7.0 | 22.0 | 33.0 | 17.0 | -1.0 | 10.0 | 13.0 | 16.0 |
| 10 | 16.0 | 11.0 | | 6.0 | 26.0 | 5.0 | 22.0 | 39.0 | 27.0 | | 6.0 | -8.0 | 17.0 |
| 0508 | Auftragsbestand Investitionsgüter | | | Order books investment goods | | | | | Carnet de commandes biens d'investissement | | | | |
| | <i>BALANCE %</i> | | | | | | | | | | | | |
| 1993 08 | -46.0 | -39.0 | | -63.0 | -37.0 | -57.0 | -53.0 | 4.0 | -57.0 | -53.0 | -33.0 | -60.0 | -11.0 |
| 09 | -46.0 | -34.0 | | -67.0 | -34.0 | -52.0 | -49.0 | -47.0 | -43.0 | -57.0 | -35.0 | -68.0 | -21.0 |
| 10 | -48.0 | -39.0 | | -68.0 | -14.0 | -34.0 | -49.0 | -3.0 | -42.0 | -49.0 | -37.0 | -49.0 | -38.0 |
| 11 | -46.0 | -38.0 | | -68.0 | -40.0 | -46.0 | -47.0 | -5.0 | -39.0 | -52.0 | -37.0 | -55.0 | -22.0 |
| 12 | -45.0 | -40.0 | | -69.0 | -43.0 | -40.0 | -53.0 | -29.0 | -40.0 | -66.0 | -34.0 | -56.0 | -16.0 |
| 1994 01 | -45.0 | -46.0 | -10.0 | -67.0 | -26.0 | -26.0 | -51.0 | 2.0 | -40.0 | -59.0 | -31.0 | -53.0 | -27.0 |
| 02 | -39.0 | -32.0 | 19.0 | -65.0 | -19.0 | -37.0 | -48.0 | -6.0 | -37.0 | -47.0 | -27.0 | -49.0 | -2.0 |
| 03 | -36.0 | -30.0 | 36.0 | -62.0 | -29.0 | -20.0 | -45.0 | -5.0 | -26.0 | -44.0 | -21.0 | -43.0 | -9.0 |
| 04 | -36.0 | -30.0 | | -61.0 | -24.0 | -12.0 | -42.0 | 7.0 | -22.0 | -34.0 | -19.0 | -39.0 | -23.0 |
| 05 | -30.0 | -28.0 | | -60.0 | -30.0 | -29.0 | -24.0 | -11.0 | -13.0 | -46.0 | -22.0 | -34.0 | -10.0 |
| 06 | -28.0 | -28.0 | | -58.0 | -34.0 | -12.0 | -22.0 | -9.0 | -9.0 | -20.0 | -22.0 | -21.0 | -13.0 |
| 07 | -23.0 | -18.0 | | -50.0 | -25.0 | -5.0 | -18.0 | 1.0 | -10.0 | -15.0 | -16.0 | -40.0 | -12.0 |
| 08 | -20.0 | -23.0 | | -45.0 | -30.0 | -4.0 | -18.0 | 10.0 | -5.0 | -18.0 | -17.0 | -41.0 | -2.0 |
| 09 | -22.0 | -19.0 | | -44.0 | -35.0 | -14.0 | -17.0 | 23.0 | -15.0 | -16.0 | -16.0 | -25.0 | -10.0 |
| 10 | -21.0 | -20.0 | | -43.0 | -20.0 | 6.0 | -13.0 | 14.0 | -14.0 | | -15.0 | -20.0 | -15.0 |
| 0509 | Lagerbestände an Fertigerzeugnissen Investitionsgüter | | | Stocks of finished products investment goods | | | | | Stocks de produits finis biens d'investissement | | | | |
| | <i>BALANCE %</i> | | | | | | | | | | | | |
| 1993 08 | 21.0 | 11.0 | | 28.0 | 24.0 | 36.0 | 17.0 | 33.0 | 19.0 | 19.0 | 9.0 | 18.0 | 18.0 |
| 09 | 21.0 | 12.0 | | 29.0 | 22.0 | 35.0 | 16.0 | 33.0 | 19.0 | 13.0 | 11.0 | 20.0 | 13.0 |
| 10 | 19.0 | 12.0 | | 23.0 | -17.0 | 20.0 | 13.0 | 33.0 | 20.0 | -3.0 | 7.0 | 23.0 | 23.0 |
| 11 | 17.0 | -1.0 | | 24.0 | 28.0 | 28.0 | 12.0 | 40.0 | 10.0 | 0.0 | 8.0 | 14.0 | 15.0 |
| 12 | 17.0 | 9.0 | | 24.0 | 39.0 | 22.0 | 7.0 | 9.0 | 12.0 | 0.0 | 6.0 | 24.0 | 20.0 |
| 1994 01 | 18.0 | 11.0 | -21.0 | 27.0 | 9.0 | 11.0 | 5.0 | 12.0 | 20.0 | 29.0 | 4.0 | 17.0 | 24.0 |
| 02 | 13.0 | -2.0 | -4.0 | 22.0 | 12.0 | 14.0 | 6.0 | -1.0 | 14.0 | -18.0 | 5.0 | -4.0 | 13.0 |
| 03 | 15.0 | -4.0 | -2.0 | 19.0 | 18.0 | 15.0 | 10.0 | 7.0 | 8.0 | -46.0 | 6.0 | 6.0 | 24.0 |
| 04 | 11.0 | -8.0 | | 17.0 | 40.0 | 11.0 | 9.0 | 2.0 | 8.0 | -9.0 | 7.0 | 6.0 | 14.0 |
| 05 | 11.0 | -6.0 | | 15.0 | 45.0 | 19.0 | 6.0 | 29.0 | 6.0 | -8.0 | 5.0 | 3.0 | 16.0 |
| 06 | 11.0 | -11.0 | | 15.0 | -2.0 | 10.0 | 5.0 | 18.0 | 13.0 | -10.0 | 5.0 | 13.0 | 14.0 |
| 07 | 13.0 | -13.0 | | 14.0 | -1.0 | 13.0 | 7.0 | 7.0 | 8.0 | -20.0 | 6.0 | 19.0 | 24.0 |
| 08 | 7.0 | -12.0 | | 12.0 | 9.0 | 9.0 | 2.0 | -4.0 | 5.0 | -46.0 | 3.0 | 12.0 | 9.0 |
| 09 | 8.0 | -13.0 | | 11.0 | 19.0 | 9.0 | -3.0 | 5.0 | 11.0 | -24.0 | 2.0 | 14.0 | 18.0 |
| 10 | 6.0 | -11.0 | | 8.0 | 15.0 | 9.0 | -6.0 | 6.0 | 12.0 | | 0.0 | 20.0 | 14.0 |

**MEINUNGSUMFRAGE:
INDUSTRIE**
OPINIONS IN INDUSTRY
**OPINIONS DANS
L'INDUSTRIE**

| | EUR | B | DK | D(*) | GR | E | F | IRL | I | L | NL | P | UK |
|-------------|--|-------|------|--|-------|-------|-------|-------|---|-------|-------|-------|-------|
| 0510 | Produktionsaussichten Verbrauchsgüter | | | Production expectations consumption goods | | | | | Perspectives de production biens de consommation | | | | |
| | <i>BALANCE %</i> | | | | | | | | | | | | |
| 1993 08 | -12.0 | -24.0 | | -27.0 | 20.0 | -23.0 | -31.0 | -19.0 | -1.0 | -18.0 | 4.0 | 8.0 | 8.0 |
| 09 | -4.0 | -25.0 | | -8.0 | 25.0 | -13.0 | -21.0 | 5.0 | 2.0 | -15.0 | 13.0 | 9.0 | 13.0 |
| 10 | -4.0 | -29.0 | | -21.0 | 33.0 | 5.0 | -5.0 | 14.0 | -6.0 | -4.0 | 15.0 | 13.0 | 3.0 |
| 11 | -8.0 | -24.0 | | -16.0 | 21.0 | -14.0 | -28.0 | -3.0 | 0.0 | -4.0 | 3.0 | 14.0 | 11.0 |
| 12 | -9.0 | -18.0 | | -16.0 | 17.0 | -11.0 | -39.0 | 0.0 | 2.0 | -18.0 | -2.0 | 18.0 | 7.0 |
| 1994 01 | 0.0 | 5.0 | 3.0 | -9.0 | 38.0 | 5.0 | -18.0 | 17.0 | 6.0 | -15.0 | 6.0 | -3.0 | 18.0 |
| 02 | 4.0 | 6.0 | 19.0 | -8.0 | 35.0 | 5.0 | -17.0 | 12.0 | 15.0 | 5.0 | 7.0 | 4.0 | 21.0 |
| 03 | 12.0 | -9.0 | 12.0 | -9.0 | 42.0 | 7.0 | 16.0 | 33.0 | 21.0 | 5.0 | 18.0 | 13.0 | 23.0 |
| 04 | 12.0 | -2.0 | | -6.0 | 52.0 | 7.0 | 27.0 | 16.0 | 19.0 | 6.0 | 14.0 | 12.0 | 12.0 |
| 05 | 14.0 | -4.0 | | -9.0 | 39.0 | 8.0 | 30.0 | 19.0 | 25.0 | 9.0 | 17.0 | 15.0 | 18.0 |
| 06 | 7.0 | -6.0 | | -8.0 | 33.0 | -3.0 | 7.0 | 11.0 | 17.0 | 11.0 | 3.0 | 11.0 | 21.0 |
| 07 | 4.0 | -14.0 | | -10.0 | 35.0 | -2.0 | 8.0 | 18.0 | 14.0 | 1.0 | 3.0 | 23.0 | 5.0 |
| 08 | 12.0 | -5.0 | | -6.0 | 36.0 | 8.0 | 11.0 | 16.0 | 18.0 | 0.0 | 13.0 | 17.0 | 32.0 |
| 09 | 12.0 | -8.0 | | -7.0 | 38.0 | 15.0 | 15.0 | 43.0 | 15.0 | -5.0 | 21.0 | 3.0 | 25.0 |
| 10 | 12.0 | -1.0 | | -1.0 | 35.0 | 5.0 | 15.0 | 24.0 | 18.0 | | 16.0 | 22.0 | 16.0 |
| 0511 | Auftragsbestand Verbrauchsgüter | | | Order books consumption goods | | | | | Carnet de commandes biens de consommation | | | | |
| | <i>BALANCE %</i> | | | | | | | | | | | | |
| 1993 08 | -41.0 | -48.0 | | -62.0 | -12.0 | -61.0 | -59.0 | -27.0 | -33.0 | -26.0 | -15.0 | -22.0 | -11.0 |
| 09 | -40.0 | -46.0 | | -57.0 | -7.0 | -62.0 | -57.0 | -25.0 | -34.0 | -30.0 | -14.0 | -37.0 | -11.0 |
| 10 | -36.0 | -41.0 | | -55.0 | -12.0 | -45.0 | -55.0 | -7.0 | -20.0 | -20.0 | -10.0 | -27.0 | -21.0 |
| 11 | -40.0 | -42.0 | | -53.0 | -30.0 | -64.0 | -65.0 | 1.0 | -27.0 | -27.0 | -15.0 | -20.0 | -20.0 |
| 12 | -38.0 | -41.0 | | -56.0 | -17.0 | -70.0 | -58.0 | -18.0 | -17.0 | -16.0 | -17.0 | -17.0 | -13.0 |
| 1994 01 | -38.0 | -41.0 | -8.0 | -60.0 | -13.0 | -57.0 | -55.0 | 4.0 | -20.0 | -14.0 | -14.0 | -28.0 | -18.0 |
| 02 | -39.0 | -29.0 | -3.0 | -55.0 | -20.0 | -69.0 | -51.0 | -2.0 | -32.0 | -13.0 | -13.0 | -14.0 | -17.0 |
| 03 | -28.0 | -34.0 | 21.0 | -46.0 | -24.0 | -59.0 | -21.0 | -16.0 | -13.0 | -14.0 | -15.0 | -9.0 | -20.0 |
| 04 | -22.0 | -27.0 | | -44.0 | -19.0 | -41.0 | -7.0 | -11.0 | -12.0 | -23.0 | -8.0 | -19.0 | -16.0 |
| 05 | -20.0 | -33.0 | | -46.0 | -14.0 | -16.0 | -2.0 | -5.0 | -9.0 | -15.0 | -11.0 | -14.0 | -10.0 |
| 06 | -21.0 | -27.0 | | -48.0 | -12.0 | -40.0 | -16.0 | -1.0 | -8.0 | -5.0 | -11.0 | -11.0 | -5.0 |
| 07 | -19.0 | -21.0 | | -49.0 | 5.0 | -24.0 | -9.0 | 11.0 | -6.0 | 0.0 | -10.0 | -15.0 | -15.0 |
| 08 | -16.0 | -23.0 | | -53.0 | 4.0 | -14.0 | -3.0 | 3.0 | -7.0 | 2.0 | -5.0 | -22.0 | -1.0 |
| 09 | -14.0 | -28.0 | | -43.0 | 3.0 | -21.0 | 3.0 | 17.0 | -13.0 | -5.0 | -4.0 | -16.0 | 4.0 |
| 10 | -11.0 | -31.0 | | -34.0 | 6.0 | -16.0 | -2.0 | 8.0 | 0.0 | | -5.0 | 1.0 | -2.0 |
| 0512 | Lagerbestände an Fertigerzeugnissen Verbrauchsgüter | | | Stocks of finished products consumption goods | | | | | Stocks de produits finis biens de consommation | | | | |
| | <i>BALANCE %</i> | | | | | | | | | | | | |
| 1993 08 | 26.0 | 24.0 | | 35.0 | 19.0 | 39.0 | 37.0 | 35.0 | 20.0 | 28.0 | 8.0 | 12.0 | 14.0 |
| 09 | 22.0 | 13.0 | | 31.0 | 14.0 | 23.0 | 38.0 | 20.0 | 17.0 | 25.0 | 8.0 | 6.0 | 7.0 |
| 10 | 20.0 | 12.0 | | 28.0 | -2.0 | 25.0 | 28.0 | 0.0 | 16.0 | 21.0 | 5.0 | -1.0 | 17.0 |
| 11 | 23.0 | 13.0 | | 30.0 | 14.0 | 32.0 | 41.0 | 11.0 | 17.0 | 24.0 | 6.0 | 12.0 | 9.0 |
| 12 | 21.0 | 17.0 | | 27.0 | 14.0 | 26.0 | 44.0 | 13.0 | 11.0 | 23.0 | 8.0 | 16.0 | 2.0 |
| 1994 01 | 20.0 | 10.0 | 6.0 | 27.0 | 6.0 | 39.0 | 36.0 | 18.0 | 14.0 | 19.0 | 6.0 | 17.0 | 5.0 |
| 02 | 20.0 | 10.0 | 19.0 | 25.0 | 9.0 | 23.0 | 39.0 | 18.0 | 12.0 | 11.0 | 10.0 | 0.0 | 9.0 |
| 03 | 19.0 | 11.0 | 14.0 | 25.0 | 10.0 | 17.0 | 39.0 | -1.0 | 9.0 | 22.0 | 8.0 | 5.0 | 9.0 |
| 04 | 15.0 | 17.0 | | 29.0 | 15.0 | 19.0 | -3.0 | 0.0 | 11.0 | 21.0 | 6.0 | 6.0 | 22.0 |
| 05 | 14.0 | 21.0 | | 24.0 | 19.0 | 2.0 | 5.0 | 12.0 | 8.0 | 3.0 | 7.0 | 20.0 | 17.0 |
| 06 | 13.0 | 22.0 | | 25.0 | -5.0 | 11.0 | 3.0 | 10.0 | 15.0 | 8.0 | 8.0 | 9.0 | 9.0 |
| 07 | 12.0 | 26.0 | | 25.0 | -3.0 | 17.0 | 3.0 | 5.0 | 13.0 | 9.0 | 3.0 | 13.0 | 5.0 |
| 08 | 10.0 | 19.0 | | 25.0 | -5.0 | 12.0 | 2.0 | 11.0 | 6.0 | 3.0 | -1.0 | 27.0 | 6.0 |
| 09 | 10.0 | 18.0 | | 23.0 | -7.0 | 8.0 | 0.0 | 3.0 | 8.0 | 9.0 | 3.0 | 6.0 | 14.0 |
| 10 | 9.0 | 11.0 | | 18.0 | 2.0 | 14.0 | 1.0 | -3.0 | 6.0 | | 5.0 | 12.0 | 10.0 |

ENERGIE

ENERGY

ÉNERGIE

| | EUR | B | DK | D(*) | GR | E | F | IRL | I | L | NL | P | UK |
|-------------|----------------------------------|-----|--------|-----------------------------------|------|-------|--------|--------|--------|---|---------|-----------------------------------|---------|
| 0601 | Steinkohle- förderung | | | Coal production | | | | | | | | Houille production | |
| | <i>1000 T</i> | | | | | | | | | | | | |
| 1991 | 194436 | 634 | | 72744 | | 17922 | 10127 | 6 | 21 | | | 270 | 92712 |
| 1992 | 184720 | 218 | | 72153 | | 18551 | 9478 | 1 | 111 | | | 221 | 83987 |
| 1993 | 158823 | 0 | | 64174 | | 18402 | 8576 | 1 | 10 | | | 197 | 67463 |
| 1994 | 132175 | 0 | | 57600 | | 18094 | 8200 | 1 | 100 | | | 150 | 48030 |
| | <i>1000 T</i> | | | | | | | | | | | | |
| 1994 07 | 9999 | 0 | | 4428 | | 1426 | 400 | 0 | 9 | | | 12 | 3724 |
| 08 | 9613 | 0 | | 4725 | | 1220 | 384 | 0 | 9 | | | 10 | 3265 |
| 09 | 11528 | 0 | | 4832 | | 1557 | 725 | 0 | 9 | | | 14 | 4391 |
| 10 | 10578 | 0 | | 4796 | | 1511 | 711 | 0 | 9 | | | 14 | 3537 |
| 11 | 11150 | 0 | | 5150 | | 1535 | 672 | 0 | 9 | | | 11 | 3773 |
| 12 | 11565 | 0 | | 4920 | | 1336 | 644 | 0 | 9 | | | 12 | 4644 |
| 1995 01 | 9707 | 0 | | 5083 | | 1373 | 670 | 0 | 9 | | | 0 | 2572 |
| 02 | 11023 | 0 | | 4801 | | 1510 | 575 | 0 | 9 | | | 0 | 4128 |
| 03 | 13440 | 0 | | 5583 | | 1785 | 793 | 0 | 9 | | | 0 | 5270 |
| 04 | 9876 | 0 | | 4275 | | 1362 | 542 | 0 | 9 | | | 0 | 3688 |
| 05 | 11242 | 0 | | 4957 | | 1731 | 590 | 0 | 9 | | | 0 | 3955 |
| 06 | 11856 | 0 | | 4625 | | 1624 | 610 | 0 | 9 | | | 0 | 4988 |
| 07 | 9532 | 0 | | 4888 | | 1350 | 372 | 0 | 0 | | | 0 | 2922 |
| 08 | | | | 5069 | | 1319 | 379 | | | | | 0 | 3455 |
| 09 | | | | | | | 649 | | | | | 0 | |
| 0602 | Naturgas- gewinnung | | | Natural gas production | | | | | | | | Gaz naturel production | |
| | <i>TJ</i> | | | | | | | | | | | | |
| 1991 | 6722212 | 383 | 160732 | 629515 | 6348 | 55393 | 132868 | 89152 | 656443 | | 2872184 | | 2119194 |
| 1992 | 6769775 | 205 | 166955 | 638317 | 5866 | 50664 | 129460 | 88319 | 685403 | | 2884654 | | 2119932 |
| 1993 | 7292604 | 116 | 183896 | 639745 | 4326 | 27726 | 134147 | 100312 | 729510 | | 2936245 | | 2536581 |
| 1994 | | 43 | | | 2213 | 8401 | 134395 | 102045 | 769705 | | | | 2708242 |
| | <i>TJ</i> | | | | | | | | | | | | |
| 1994 07 | 362317 | 0 | 11357 | 37542 | 162 | 301 | 10465 | 6881 | 64981 | | 111067 | | 119561 |
| 08 | 389667 | 0 | 9061 | 36263 | 162 | 275 | 11700 | 7746 | 67844 | | 121055 | | 135561 |
| 09 | 501136 | 0 | 12587 | 42310 | 162 | 346 | 8786 | 10679 | 69463 | | 170363 | | 186440 |
| 10 | 670897 | 0 | 19885 | 50719 | 162 | 264 | 10729 | 9325 | 68748 | | 276893 | | 234172 |
| 11 | 653004 | 0 | 20828 | 63020 | 162 | 308 | 11846 | 7972 | 68861 | | 225053 | | 254954 |
| 12 | 840676 | 0 | 22386 | 72984 | 108 | 459 | 11775 | 9401 | 69878 | | 341008 | | 312677 |
| 1995 01 | 918977 | 0 | 23124 | 71903 | 175 | 1118 | 10880 | 9513 | 62080 | | 385991 | | 354193 |
| 02 | 737203 | 0 | 21279 | 63111 | 175 | 295 | 10729 | 8686 | 57145 | | 275768 | | 300015 |
| 03 | 814486 | 0 | 22222 | 73671 | 175 | 558 | 11269 | 10190 | 61892 | | 315194 | | 319315 |
| 04 | 614015 | 0 | 19967 | 56030 | 175 | 623 | 10909 | 9476 | 74549 | | 205850 | | 236436 |
| 05 | 518118 | 0 | 14514 | 52536 | 117 | 1190 | 11846 | 8648 | 72929 | | 157351 | | 198987 |
| 06 | 442485 | 0 | 14760 | 46246 | 117 | 2588 | 5618 | 8009 | 57447 | | 148312 | | 159388 |
| 07 | 382074 | 0 | 14391 | 41800 | 117 | 1286 | 10000 | 7370 | 59669 | | 110000 | | 137441 |
| 08 | | 0 | | | | | | 7445 | | | | | 133796 |
| 09 | | 0 | | | | | | | | | | | |

ENERGIE

ENERGY

ÉNERGIE

| | EUR | B | DK | D(*) | GR | E | F | IRL | I | L | NL | P | UK |
|-------------|--|-------|--|--------|-------|-------|-------|------|-------|---|-------|-------|---|
| 0603 | Rohöl- förderung | | Crude oil production | | | | | | | | | | Pétrole brut production |
| | <i>1000 T</i> | | | | | | | | | | | | |
| 1991 | 113103 | | 6993 | 3405 | 836 | 1067 | 2952 | | 4332 | | 3719 | | 89799 |
| 1992 | 116147 | | 7776 | 3279 | 687 | 1073 | 2866 | | 4491 | | 3364 | | 92611 |
| 1993 | 121788 | | 8265 | 3064 | 562 | 874 | 2752 | | 4640 | | 3248 | | 98383 |
| 1994 | | | | 2938 | 500 | | 2769 | | 4895 | | | | 126706 |
| | <i>1000 T</i> | | | | | | | | | | | | |
| 1994 06 | 12335 | | 731 | 250 | 43 | 79 | 236 | | 379 | | 392 | | 10225 |
| 07 | 12283 | | 758 | 242 | 43 | 77 | 232 | | 367 | | 346 | | 10218 |
| 08 | 12619 | | 718 | 256 | 39 | 75 | 231 | | 447 | | 354 | | 10499 |
| 09 | 12555 | | 713 | 242 | 42 | 77 | 228 | | 398 | | 311 | | 10544 |
| 10 | 13117 | | 777 | 248 | 45 | 74 | 269 | | 417 | | 352 | | 10935 |
| 11 | 13256 | | 756 | 231 | 40 | 76 | 262 | | 417 | | 329 | | 11145 |
| 12 | 13989 | | 772 | 258 | 43 | 77 | 260 | | 418 | | 320 | | 11841 |
| 1995 01 | 13511 | | 773 | 243 | 42 | 77 | 215 | | 400 | | 433 | | 11328 |
| 02 | 12476 | | 706 | 215 | 37 | 67 | 192 | | 382 | | 305 | | 10572 |
| 03 | 13927 | | 793 | 284 | 42 | 73 | 219 | | 433 | | 347 | | 11736 |
| 04 | 13276 | | 756 | 250 | 40 | 66 | 205 | | 429 | | 309 | | 11221 |
| 05 | 12326 | | 776 | 213 | 22 | 69 | 214 | | 416 | | 297 | | 10319 |
| 06 | 10121 | | 752 | 234 | 47 | 63 | 206 | | 430 | | 285 | | 8104 |
| 07 | 12823 | | 779 | 249 | 41 | 65 | 232 | | 393 | | 255 | | 10809 |
| 08 | | | 771 | 231 | | | 248 | | 465 | | 277 | | 10635 |
| 0604 | Rohöl-verarbeitung in Raffinerien | | Crude oil treated in refineries | | | | | | | | | | Pétrole brut traité dans les raffineries |
| | <i>1000 T</i> | | | | | | | | | | | | |
| 1991 | 563139 | 32754 | 8205 | 103804 | 15197 | 54954 | 81740 | 1811 | 91657 | | 70733 | 10283 | 92001 |
| 1992 | 580048 | 32625 | 8511 | 112102 | 16032 | 57269 | 80462 | 1977 | 95068 | | 71873 | 11795 | 92334 |
| 1993 | 585477 | 31649 | 8605 | 116334 | 14163 | 53936 | 82991 | 1895 | 94507 | | 73758 | 11366 | 96273 |
| 1994 | | 32094 | | 120233 | 16366 | | 80810 | 2310 | 93652 | | | | 93298 |
| | <i>1000 T</i> | | | | | | | | | | | | |
| 1994 06 | 48693 | 2848 | 779 | 10195 | 1465 | 3925 | 5969 | 193 | 7347 | | 6350 | 1135 | 8487 |
| 07 | 49684 | 2819 | 785 | 10092 | 1485 | 4487 | 6223 | 195 | 7693 | | 6516 | 1192 | 8197 |
| 08 | 49583 | 2763 | 813 | 10315 | 1410 | 4737 | 6970 | 192 | 7812 | | 6613 | 1078 | 6880 |
| 09 | 48248 | 2823 | 594 | 10071 | 1221 | 4539 | 6657 | 194 | 7737 | | 5907 | 1198 | 7307 |
| 10 | 50202 | 2892 | 488 | 10252 | 1362 | 4846 | 7005 | 210 | 7837 | | 6236 | 1308 | 7766 |
| 11 | 50375 | 2455 | 771 | 10274 | 1410 | 4807 | 6933 | 167 | 7837 | | 6517 | 1283 | 7921 |
| 12 | 51528 | 2546 | 818 | 10269 | 1528 | 4816 | 7229 | 187 | 8173 | | 6686 | 1315 | 7961 |
| 1995 01 | 50358 | 2599 | 779 | 10062 | 1502 | 4728 | 6887 | 189 | 7686 | | 6929 | 1268 | 7729 |
| 02 | 44257 | 2228 | 675 | 8970 | 1377 | 4215 | 5896 | 185 | 7113 | | 6154 | 853 | 6591 |
| 03 | 47074 | 1896 | 768 | 9249 | 1454 | 4652 | 6362 | 202 | 7125 | | 6097 | 1417 | 7852 |
| 04 | 45960 | 1776 | 767 | 9445 | 1579 | 4591 | 6496 | 100 | 6634 | | 6453 | 1277 | 6842 |
| 05 | 48673 | 2339 | 816 | 9654 | 1108 | 4561 | 6914 | 204 | 7487 | | 6954 | 1293 | 7343 |
| 06 | 48019 | 2665 | 836 | 9176 | 1346 | 4747 | 6779 | 183 | 6775 | | 6784 | 1229 | 7499 |
| 07 | 50670 | 2906 | 928 | 9860 | 1500 | 4700 | 7199 | 177 | 7676 | | 6904 | 1119 | 7701 |
| 08 | | 2692 | 864 | 10263 | | | 7219 | 202 | 7741 | | 6620 | 1180 | 8097 |

ENERGIE

ENERGY

ÉNERGIE

| | EUR | B | DK | D(*) | GR | E | F | IRL | I | L | NL | P | UK |
|-------------|---|-------|-------|--------|---|--------|--------|-------|---|------|-------|-------|--------|
| 0605 | Rohöl und Erdölzeugnisse insgesamt Verbrauch | | | | Crude oil and petroleum products consumption | | | | Pétrole brut et produits pétroliers consommation | | | | |
| | <i>1000 T</i> | | | | | | | | | | | | |
| 1991 | 521278 | 20242 | 8380 | 128447 | 13274 | 48492 | 89565 | 4820 | 89366 | 1843 | 24634 | 11514 | 80701 |
| 1992 | 530697 | 21029 | 8570 | 130279 | 13487 | 49521 | 88224 | 4758 | 93284 | 1896 | 24887 | 13045 | 81717 |
| 1993 | 522761 | 20334 | 8432 | 131390 | 13292 | 46665 | 86876 | 4811 | 91028 | 1893 | 24249 | 12256 | 81535 |
| 1994 | | 20906 | | 131381 | 13770 | | 82010 | 5630 | 89931 | | | | 87212 |
| | <i>1000 T</i> | | | | | | | | | | | | |
| 1994 07 | 43002 | 1434 | 581 | 10989 | 1056 | 4354 | 6757 | 406 | 7599 | 147 | 1920 | 1065 | 6694 |
| 08 | 42286 | 1623 | 716 | 11430 | 1124 | 4063 | 5718 | 455 | 7132 | 147 | 2095 | 1109 | 6674 |
| 09 | 44024 | 1824 | 812 | 11317 | 956 | 4400 | 6573 | 594 | 7179 | 160 | 2055 | 1129 | 7025 |
| 10 | 43205 | 1801 | 774 | 11136 | 1168 | 4214 | 6477 | 297 | 7622 | 154 | 1942 | 1112 | 6508 |
| 11 | 44941 | 1735 | 737 | 11008 | 1320 | 4685 | 6497 | 484 | 7531 | 154 | 2261 | 1043 | 7486 |
| 12 | 48068 | 1983 | 761 | 10894 | 1349 | 4803 | 7741 | 465 | 9392 | 152 | 2120 | 1112 | 7296 |
| 1995 01 | 43659 | 1936 | 671 | 10567 | 1148 | 4696 | 5866 | 536 | 7510 | 151 | 2296 | 1053 | 7229 |
| 02 | 41042 | 1720 | 750 | 9780 | 1087 | 3819 | 6374 | 422 | 7995 | 136 | 1559 | 870 | 6530 |
| 03 | 48942 | 1951 | 938 | 12359 | 1091 | 4822 | 7352 | 509 | 7868 | 162 | 2357 | 1134 | 8399 |
| 04 | 43238 | 1644 | 678 | 10754 | 1060 | 4630 | 6458 | 473 | 7556 | 143 | 2208 | 1075 | 6559 |
| 05 | 44619 | 1568 | 751 | 11296 | 890 | 4292 | 7844 | 451 | 6821 | 146 | 2306 | 1259 | 6995 |
| 06 | 43046 | 1616 | 770 | 10766 | 1059 | 4504 | 5643 | 398 | 7733 | 138 | 2093 | 1155 | 7171 |
| 07 | 42974 | 1370 | 685 | 10921 | 1196 | 4807 | 8432 | 308 | 7227 | 132 | 2199 | 1231 | 4466 |
| 08 | | 1630 | 761 | 11402 | | | 6293 | 416 | 7073 | 136 | 2031 | 1264 | 7124 |
| 09 | | | | | | | | | | 145 | | | |
| 0606 | Elektrizität- Nettoerzeugung insgesamt | | | | Electricity total net production | | | | Electricité production totale nette | | | | |
| | <i>GWh</i> | | | | | | | | | | | | |
| 1991 | 1846390 | 68127 | 34132 | 500335 | 32856 | 148371 | 433530 | 14243 | 210464 | 1335 | 71644 | 28657 | 302696 |
| 1992 | 1855180 | 68203 | 28874 | 498446 | 34359 | 150809 | 441576 | 15032 | 214433 | 1153 | 74496 | 28708 | 299091 |
| 1993 | 1856764 | 67243 | 31956 | 487661 | 35191 | 149200 | 450033 | 15413 | 211357 | 1021 | 74016 | 29932 | 303741 |
| 1994 | | 68563 | | | 37377 | 154289 | 454476 | 16107 | | | | | |
| | <i>GWh</i> | | | | | | | | | | | | |
| 1994 06 | 145916 | 5011 | 2285 | 36943 | 3115 | 12376 | 33235 | 1212 | 18308 | 95 | 6064 | 2148 | 25124 |
| 07 | 143967 | 4650 | 2285 | 36625 | 3517 | 13250 | 34911 | 1201 | 19505 | 98 | 5903 | 2108 | 19914 |
| 08 | 137359 | 5183 | 2933 | 35699 | 3479 | 12090 | 32437 | 1224 | 16681 | 99 | 5862 | 1871 | 19801 |
| 09 | 152135 | 5518 | 3038 | 37981 | 3400 | 12331 | 34675 | 1278 | 18984 | 100 | 6115 | 2098 | 26617 |
| 10 | 157751 | 6097 | 3481 | 41938 | 2721 | 12095 | 38229 | 1380 | 19041 | 85 | 6598 | 2168 | 23918 |
| 11 | 162439 | 6229 | 3544 | 43281 | 3130 | 12426 | 39267 | 1423 | 18718 | 97 | 6795 | 2231 | 25298 |
| 12 | 179821 | 6640 | 3641 | 45319 | 3547 | 13363 | 44903 | 1465 | 19459 | 97 | 6939 | 2365 | 32083 |
| 1995 01 | 183365 | 6756 | 3795 | 47295 | 3476 | 14246 | 48079 | 1543 | 20358 | 97 | 7020 | 2520 | 28180 |
| 02 | 161517 | 5929 | 3092 | 41920 | 2989 | 12307 | 39297 | 1392 | 18416 | 75 | 6364 | 2123 | 27613 |
| 03 | 177600 | 6493 | 3323 | 42810 | 3159 | 13705 | 44057 | 1530 | 20229 | 83 | 6952 | 2310 | 32949 |
| 04 | 151029 | 6007 | 2713 | 38144 | 2853 | 12151 | 38232 | 1336 | 17997 | 92 | 6023 | 2056 | 23425 |
| 05 | 148388 | 5653 | 2655 | 36917 | 2922 | 13194 | 36329 | 1359 | 18670 | 99 | 6088 | 2200 | 22302 |
| 06 | 148129 | 5417 | 2190 | 35482 | 3152 | 12722 | 35245 | 1266 | 18644 | 97 | 6011 | 2186 | 25717 |
| 07 | | 4766 | | | 3627 | 13598 | 36915 | 1274 | 20167 | 92 | 2255 | 20727 | |
| 08 | | 4992 | | | 3464 | 12454 | 34117 | 1287 | 16587 | 107 | 2169 | 20741 | |

ENERGIE

ENERGY

ÉNERGIE

| | EUR | B | DK | D(*) | GR | E | F | IRL | I | L | NL | P | UK |
|-------------|----------------------------------|--------|----|--------------------------------------|----|--------|---------|---|---|---|-------|---|--------|
| 0607 | Kernenergie Förderung | | | Nuclear energy production | | | | Energie nucléaire production | | | | | |
| | <i>TJ</i> | | | | | | | | | | | | |
| 1991 | 6780042 | 448636 | | 1512619 | | 587578 | 3472160 | | 0 | | 35060 | | 723989 |
| 1992 | 6978852 | 449572 | | 1632866 | | 569178 | 3506130 | | 0 | | 36302 | | 784804 |
| 1993 | 7385357 | 436266 | | 1571861 | | 587776 | 3823438 | | 0 | | 41310 | | 924707 |
| 1994 | | 438739 | | | | 597380 | 3887795 | | | | | | 953446 |
| | <i>TJ</i> | | | | | | | | | | | | |
| 1994 06 | 558785 | 25564 | | 122159 | | 43679 | 275162 | | 0 | | 4021 | | 88200 |
| 07 | 559753 | 27670 | | 110855 | | 50342 | 301957 | | 0 | | 4129 | | 64800 |
| 08 | 582764 | 35165 | | 120323 | | 55228 | 303124 | | 0 | | 4126 | | 64800 |
| 09 | 614743 | 34711 | | 125921 | | 53485 | 310122 | | 0 | | 4104 | | 86400 |
| 10 | 619859 | 34711 | | 131566 | | 53485 | 310122 | | 0 | | 3575 | | 86400 |
| 11 | 645980 | 41684 | | 142409 | | 43520 | 342198 | | 0 | | 4169 | | 72000 |
| 12 | 733374 | 44867 | | 153619 | | 55102 | 383850 | | 0 | | 4136 | | 91800 |
| 1995 01 | 744807 | 45500 | | 153324 | | 55771 | 416448 | | 0 | | 3564 | | 70200 |
| 02 | 634284 | 39701 | | 131540 | | 47729 | 341550 | | 0 | | 324 | | 73440 |
| 03 | 639147 | 38761 | | 124520 | | 48348 | 353930 | | 0 | | 1588 | | 72000 |
| 04 | 623963 | 42757 | | 123905 | | 45011 | 330372 | | 0 | | 4158 | | 77760 |
| 05 | 569893 | 37087 | | 104288 | | 51620 | 304560 | | 0 | | 4298 | | 68040 |
| 06 | 579309 | 32994 | | 115578 | | 49745 | 290434 | | 0 | | 4158 | | 86400 |
| 07 | 558997 | 27097 | | 111092 | | 37069 | 304139 | | 0 | | 4000 | | 75600 |
| 08 | | | | | | 45140 | | | 0 | | | | |

**VERKAUFVOLUMEN DES
EINZELHANDELS**
RETAIL TRADE VOLUME
**VOLUME DES VENTES
AU DETAIL**

| | EUR | B | DK | D(*) | GR | E | F | IRL | I | L | NL | P | UK | USA | JAP |
|-------------|--------------------------------|-------|-------|-------|-------|------------------------------------|-------|-------|-------|-------|----------------------------|---|-------|-------|-------|
| 0701 | Index – brutto | | | | | Index – gross | | | | | Indice – brut | | | | |
| | <i>1990=100</i> | | | | | | | | | | | | | | |
| 1991 | 100.9 | 98.8 | 102.3 | 105.1 | 93.6 | 100.4 | 99.8 | 99.2 | 102.3 | 102.1 | | | 98.6 | 110.6 | 126.7 |
| 1992 | 100.9 | 99.7 | 101.3 | 104.4 | 93.6 | 100.6 | 102.8 | 99.1 | 99.8 | 102.8 | | | 99.1 | 116.1 | |
| 1993 | 100.3 | 95.1 | 102.0 | 100.0 | 90.3 | 101.9 | 104.6 | 98.1 | 102.4 | 103.0 | | | 102.6 | 120.9 | |
| 1994 | 100.8 | 95.0 | 107.4 | 97.9 | 90.9 | 104.0 | 109.0 | 96.3 | 102.3 | 102.9 | | | 107.3 | | |
| 1993 12 | 132.3 | 116.4 | 136.5 | 124.7 | 130.0 | 132.6 | 130.7 | 141.8 | 123.2 | 123.6 | | | 135.9 | 151.6 | |
| 1994 01 | 93.0 | 88.2 | 99.3 | 87.4 | 88.9 | 97.8 | 106.8 | 89.3 | 95.1 | 92.5 | | | 99.5 | | |
| 02 | 88.1 | 84.7 | 89.0 | 86.5 | 86.3 | 89.3 | 103.2 | 81.8 | 88.9 | 86.4 | | | 97.3 | | |
| 03 | 103.0 | 102.3 | 105.1 | 108.3 | 80.1 | 102.5 | 107.3 | 97.2 | 106.7 | 101.8 | | | 106.3 | | |
| 04 | 98.6 | 97.0 | 103.2 | 93.0 | 106.5 | 101.9 | 105.2 | 93.0 | 106.4 | 102.8 | | | 106.8 | | |
| 05 | 98.8 | 95.2 | 107.5 | 95.9 | 82.0 | 100.8 | 108.4 | 98.1 | 99.4 | 102.8 | | | 101.1 | | |
| 06 | 99.4 | 98.8 | 107.2 | 96.1 | 86.1 | 103.2 | 105.9 | 96.2 | 102.3 | 107.9 | | | 101.2 | | |
| 07 | 98.0 | 90.8 | 109.2 | 93.7 | 92.1 | 102.1 | 109.3 | 92.3 | 113.0 | 104.9 | | | 104.7 | | |
| 08 | 91.6 | 85.5 | 109.0 | 91.8 | 79.8 | 97.7 | 109.8 | 74.8 | 95.1 | 99.7 | | | 102.6 | | |
| 09 | 100.3 | 96.1 | 104.7 | 97.8 | 87.9 | 106.8 | 105.6 | 95.0 | 98.7 | 104.9 | | | 102.8 | | |
| 10 | 102.8 | 96.1 | 106.8 | 98.7 | 86.7 | 107.5 | 105.3 | 101.4 | 104.4 | 102.8 | | | 106.7 | | |
| 11 | 101.9 | 89.1 | 105.5 | 102.7 | 87.9 | 99.9 | 106.1 | 95.7 | 96.9 | 102.8 | | | 114.7 | | |
| 12 | 134.6 | 116.4 | 142.1 | 123.3 | 126.2 | 139.0 | 134.8 | 140.3 | 120.5 | 125.4 | | | 143.4 | | |
| 1995 01 | | 90.0 | 103.1 | | 84.5 | | 108.0 | | | 93.5 | | | 98.0 | | |
| 02 | | | 92.5 | | 82.6 | | | | | | | | 100.0 | | |
| 0702 | Index – saisonbereinigt | | | | | Index – seasonally adjusted | | | | | Indice – désaisonné | | | | |
| | <i>1990=100</i> | | | | | | | | | | | | | | |
| 1991 | 101.0 | 98.6 | 102.2 | 105.6 | 93.6 | 100.6 | 99.8 | 98.7 | 102.2 | 102.1 | | | 98.8 | 110.1 | 126.4 |
| 1992 | 101.0 | 99.8 | 100.5 | 104.2 | 93.3 | 100.9 | 102.9 | 99.3 | 99.9 | 102.8 | | | 99.5 | 116.1 | |
| 1993 | 100.3 | 95.0 | 101.5 | 99.7 | 90.4 | 102.2 | 103.9 | 97.9 | 102.2 | 103.0 | | | 103.0 | 120.9 | |
| 1994 | 100.8 | 94.9 | 108.4 | 97.9 | 90.9 | 104.3 | 109.1 | 96.6 | 102.7 | 102.8 | | | 106.5 | | |
| 1993 12 | 100.6 | 95.1 | 102.8 | 99.7 | 90.4 | 103.3 | 104.5 | 96.3 | 103.7 | 104.9 | | | 104.4 | 128.3 | |
| 1994 01 | 100.0 | 92.8 | 106.1 | 96.2 | 91.8 | 103.6 | 111.5 | 97.0 | 102.7 | 99.8 | | | 105.4 | | |
| 02 | 101.1 | 94.0 | 106.9 | 98.6 | 92.5 | 103.6 | 111.5 | 98.9 | 103.1 | 101.7 | | | 105.0 | | |
| 03 | 103.3 | 98.5 | 112.1 | 103.4 | 90.7 | 104.6 | 113.2 | 100.6 | 105.8 | 104.0 | | | 105.7 | | |
| 04 | 99.4 | 94.1 | 106.1 | 92.9 | 96.4 | 102.2 | 106.3 | 97.7 | 104.3 | 103.6 | | | 106.2 | | |
| 05 | 101.1 | 94.4 | 108.7 | 98.8 | 90.8 | 102.7 | 107.9 | 99.2 | 100.3 | 100.1 | | | 106.2 | | |
| 06 | 101.5 | 94.8 | 108.8 | 99.3 | 91.3 | 104.2 | 108.7 | 97.5 | 105.3 | 105.5 | | | 106.4 | | |
| 07 | 98.8 | 95.3 | 104.8 | 94.4 | 91.5 | 102.5 | 107.0 | 93.1 | 105.7 | 101.4 | | | 107.0 | | |
| 08 | 101.0 | 94.2 | 108.8 | 99.7 | 90.0 | 105.3 | 108.0 | 94.1 | 101.4 | 103.5 | | | 106.8 | | |
| 09 | 103.0 | 96.7 | 109.3 | 101.8 | 94.5 | 107.4 | 108.3 | 97.1 | 104.7 | 105.6 | | | 107.3 | | |
| 10 | 99.3 | 93.9 | 110.3 | 95.1 | 87.8 | 104.0 | 109.3 | 93.4 | 99.6 | 99.3 | | | 107.2 | | |
| 11 | 100.1 | 94.9 | 110.2 | 95.9 | 86.1 | 104.5 | 109.9 | 95.0 | 98.2 | 103.1 | | | 107.1 | | |
| 12 | 101.5 | 95.7 | 108.1 | 98.0 | 87.8 | 106.5 | 107.9 | 95.7 | 100.9 | 106.3 | | | 107.6 | | |
| 1995 01 | | 95.1 | 110.8 | | 87.5 | | 112.5 | | | 101.3 | | | 106.3 | | |
| 02 | | | 110.6 | | 87.9 | | | | | | | | 107.7 | | |

**LANDWIRTSCHAFTLICHE
ERZEUGNISSE**
**AGRICULTURAL
PRODUCTS**
**PRODUITS
AGRICOLES**

| | EUR | B | DK | D | GR | E | F | IRL | I | L | NL | P | UK |
|-------------|---|--------|--------|--------|---|--------|--------|-------|--------|--|--------|-------|--------|
| 0801 | Rind- und Kalbfleisch Nettoerzeugung | | | | Beef and veal net production | | | | | Viande bovine production nette | | | |
| | <i>1000 T</i> | | | | | | | | | | | | |
| 1991 | 8723.1 | 372.6 | 212.3 | 2180.7 | 81.4 | 504.0 | 1860.2 | 554.4 | 1181.6 | 7.8 | 622.9 | 126.0 | 1019.3 |
| 1992 | 8396.5 | 352.1 | 216.8 | 1828.7 | 79.5 | 534.5 | 1876.8 | 564.5 | 1217.6 | 7.5 | 634.7 | 123.3 | 960.4 |
| 1993 | 7743.4 | 366.5 | 203.0 | 1603.7 | 76.2 | 484.6 | 1703.8 | 526.2 | 1187.5 | 6.7 | 611.3 | 114.8 | 859.0 |
| 1994 | 7369.6 | 348.8 | 189.6 | 1420.3 | 75.1 | 472.5 | 1626.8 | 445.3 | 1172.9 | 6.7 | 603.9 | 93.9 | 913.8 |
| 1994 08 | 614.1 | 29.5 | 15.5 | 116.7 | 6.7 | 42.3 | 144.6 | 38.1 | 94.7 | 0.6 | 49.2 | 9.9 | 66.3 |
| 09 | 659.4 | 29.7 | 16.7 | 131.0 | 6.5 | 40.9 | 140.0 | 50.5 | 106.7 | 0.6 | 52.6 | 8.1 | 76.1 |
| 10 | 663.2 | 29.9 | 17.0 | 129.8 | 6.4 | 41.0 | 136.7 | 50.8 | 92.0 | 0.7 | 52.1 | 8.2 | 98.6 |
| 11 | 680.9 | 28.5 | 16.8 | 133.4 | 6.6 | 41.7 | 139.0 | 57.5 | 110.8 | 0.6 | 55.5 | 7.5 | 83.1 |
| 12 | 618.6 | 29.5 | 16.0 | 118.3 | 6.7 | 46.6 | 137.9 | 32.0 | 95.9 | 0.6 | 52.9 | 8.0 | 74.2 |
| 1995 01 | 641.8 | 28.6 | 17.7 | 118.5 | 6.1 | 37.4 | 145.9 | 39.5 | 93.9 | 0.8 | 50.9 | 7.9 | 94.7 |
| 02 | 580.3 | 26.5 | 14.5 | 108.3 | 5.4 | 34.3 | 126.8 | 39.2 | 94.0 | 0.9 | 45.1 | 6.8 | 78.5 |
| 03 | 652.7 | 30.4 | 16.0 | 125.2 | 5.5 | 40.1 | 149.4 | 48.5 | 98.5 | 1.0 | 50.9 | 7.9 | 79.4 |
| 04 | 602.6 | 27.5 | 13.6 | 104.4 | 5.6 | 36.9 | 127.5 | 46.1 | 93.7 | 0.9 | 43.4 | 7.6 | 95.3 |
| 05 | 637.1 | 29.8 | 16.2 | 116.7 | 5.7 | 44.7 | 147.7 | 36.6 | 101.1 | 1.0 | 52.0 | 9.2 | 76.5 |
| 06 | 607.6 | 30.0 | 16.3 | 107.4 | 6.0 | 45.3 | 138.9 | 26.9 | 104.5 | 0.7 | 45.8 | 8.3 | 77.4 |
| 07 | 555.5 | 25.0 | 10.8 | 92.6 | 6.3 | 43.1 | 131.2 | 25.6 | 85.7 | 0.9 | 37.9 | 9.5 | 86.8 |
| 08 | | 28.8 | 15.7 | 123.6 | 6.2 | 46.0 | 150.8 | 40.7 | | | 46.8 | 10.6 | 74.7 |
| 09 | | 30.0 | 16.2 | 125.1 | 4.9 | | 142.1 | 44.1 | | | 49.8 | 8.8 | |
| 10 | | | 16.6 | | | | | | | | | | |
| 0802 | Schweinefleisch Nettoerzeugung | | | | Pork net production | | | | | Viande porcine production nette | | | |
| | <i>1000 T</i> | | | | | | | | | | | | |
| 1991 | 14335.6 | 907.7 | 1264.8 | 3918.4 | 152.9 | 1869.2 | 1918.0 | 179.4 | 1332.8 | 7.1 | 1591.1 | 215.5 | 978.6 |
| 1992 | 14300.2 | 944.1 | 1372.3 | 3684.4 | 153.1 | 1912.2 | 1903.0 | 201.9 | 1328.2 | 6.9 | 1585.5 | 237.5 | 971.1 |
| 1993 | 15117.1 | 994.8 | 1490.0 | 3746.9 | 147.0 | 2081.3 | 2033.9 | 212.0 | 1370.4 | 7.5 | 1746.8 | 287.8 | 998.5 |
| 1994 | 15078.2 | 1012.5 | 1518.6 | 3604.0 | 145.2 | 2102.1 | 2125.7 | 214.6 | 1347.3 | 7.7 | 1673.3 | 292.2 | 1035.0 |
| 1994 08 | 1216.0 | 90.3 | 126.2 | 292.9 | 10.9 | 161.2 | 183.7 | 18.7 | 90.7 | 0.6 | 137.0 | 26.9 | 76.9 |
| 09 | 1252.8 | 90.1 | 138.4 | 296.4 | 11.3 | 163.0 | 181.7 | 18.6 | 98.7 | 0.6 | 146.2 | 24.1 | 83.7 |
| 10 | 1318.6 | 88.0 | 128.3 | 313.2 | 12.0 | 178.7 | 181.4 | 17.8 | 122.0 | 0.7 | 145.4 | 24.3 | 106.9 |
| 11 | 1353.1 | 92.4 | 131.5 | 325.1 | 13.2 | 193.7 | 180.5 | 19.7 | 135.1 | 0.8 | 148.1 | 24.8 | 88.2 |
| 12 | 1378.6 | 85.5 | 137.9 | 321.0 | 23.3 | 206.7 | 180.1 | 18.2 | 161.7 | 0.7 | 141.7 | 24.8 | 77.1 |
| 1995 01 | 1354.0 | 88.3 | 132.8 | 315.7 | 12.7 | 192.4 | 193.8 | 19.0 | 137.5 | 0.7 | 139.5 | 24.6 | 97.0 |
| 02 | 1179.1 | 76.6 | 117.7 | 280.1 | 11.5 | 164.5 | 170.7 | 16.6 | 112.0 | 0.5 | 129.0 | 21.7 | 78.3 |
| 03 | 1293.3 | 94.1 | 131.8 | 313.3 | 9.6 | 172.9 | 189.1 | 18.2 | 110.9 | 0.6 | 152.3 | 24.5 | 76.1 |
| 04 | 1150.6 | 79.5 | 108.5 | 275.2 | 9.4 | 149.3 | 162.4 | 16.2 | 109.6 | 0.6 | 126.6 | 21.1 | 92.1 |
| 05 | 1260.1 | 92.0 | 123.9 | 321.6 | 9.1 | 175.0 | 182.0 | 18.0 | 100.3 | 0.7 | 140.4 | 24.5 | 72.6 |
| 06 | 1190.9 | 82.0 | 128.0 | 292.4 | 10.2 | 158.3 | 176.5 | 17.8 | 94.7 | 0.6 | 136.2 | 21.6 | 72.6 |
| 07 | 1131.9 | 77.3 | 97.2 | 282.3 | 11.2 | 156.6 | 166.9 | 16.6 | 87.5 | 0.6 | 121.3 | 23.0 | 91.4 |
| 08 | | 88.2 | 125.8 | 293.5 | 11.8 | 172.8 | 183.7 | 18.2 | | | 136.2 | 25.9 | 73.9 |
| 09 | | 86.8 | 128.3 | 293.9 | 10.7 | | 176.3 | 17.5 | | | 133.8 | 21.9 | |
| 10 | | | 136.7 | | | | | | | | | | |

**LANDWIRTSCHAFTLICHE
ERZEUGNISSE**
**AGRICULTURAL
PRODUCTS**
**PRODUITS
AGRICOLES**

| | EUR | B | DK | D | GR | E | F | IRL | I | L | NL | P | UK | |
|-------------|--|------|-----|------------------------------------|-----|------|------|------|-----|-----|--|-----|------|--|
| 0803 | Molkereibutter Erzeugung | | | Dairy butter production | | | | | | | Beurre de laiterie production | | | |
| | <i>1000 T</i> | | | | | | | | | | | | | |
| 1994 08 | 120.3 | 2.3 | 4.6 | 35.1 | 0.1 | 1.4 | 28.2 | 15.4 | 6.8 | 0.2 | 10.2 | 1.3 | 14.7 | |
| 09 | 112.5 | 2.1 | 4.4 | 33.7 | 0.1 | 1.2 | 27.2 | 11.1 | 8.5 | 0.2 | 8.0 | 1.2 | 14.8 | |
| 10 | 114.2 | 2.2 | 4.0 | 35.3 | 0.1 | 1.3 | 32.1 | 8.5 | 7.4 | 0.2 | 8.4 | 1.2 | 13.4 | |
| 11 | 110.3 | 2.3 | 3.8 | 35.5 | 0.1 | 1.7 | 35.0 | 6.0 | 6.9 | 0.2 | 8.4 | 1.2 | 9.2 | |
| 12 | 120.1 | 2.4 | 4.2 | 40.5 | 0.1 | 1.6 | 38.8 | 3.5 | 7.4 | 0.3 | 11.1 | 1.4 | 8.8 | |
| 1995 01 | 136.8 | 6.5 | 4.9 | 45.5 | 0.1 | 1.8 | 41.1 | 3.2 | 8.3 | 0.3 | 14.4 | 1.6 | 9.1 | |
| 02 | 122.0 | 6.1 | 3.8 | 38.9 | 0.0 | 1.7 | 35.6 | 4.4 | 7.9 | 0.3 | 12.3 | 1.5 | 9.5 | |
| 03 | 142.7 | 6.6 | 4.7 | 45.5 | 0.0 | 1.9 | 41.3 | 10.0 | 8.7 | 0.3 | 12.7 | 2.0 | 8.9 | |
| 04 | 150.6 | 6.1 | 5.4 | 45.1 | 0.1 | 2.4 | 43.8 | 14.5 | 8.1 | 0.4 | 12.7 | 1.9 | 10.0 | |
| 05 | 164.8 | 7.3 | 5.4 | 48.1 | 0.1 | 2.4 | 47.7 | 20.8 | 7.6 | 0.4 | 12.0 | 2.0 | 11.0 | |
| 06 | 146.8 | 6.4 | 4.7 | 42.0 | 0.1 | 2.7 | 39.8 | 20.0 | 7.3 | 0.4 | 11.0 | 1.8 | 10.5 | |
| 07 | 131.2 | 5.6 | 5.0 | 38.4 | 0.1 | 2.3 | 32.9 | 17.0 | 7.2 | 0.3 | 11.3 | 1.7 | 9.5 | |
| 08 | | | 4.3 | 36.7 | 0.0 | 2.5 | 29.0 | 17.3 | 6.7 | | 9.5 | 1.5 | 9.2 | |
| 09 | | | | 34.6 | | 1.8 | | 11.5 | | | 8.8 | 1.4 | 8.9 | |
| 10 | | | | | | | | | | | 8.8 | | | |
| 0804 | Molkereibutter Lagerbestände (mittel) | | | Butter stocks (average) | | | | | | | Beurre de laiterie stocks (moyenne) | | | |
| | <i>1000 T</i> | | | | | | | | | | | | | |
| 1994 07 | 257.5 | 18.4 | 3.4 | 38.1 | 0.0 | 38.5 | 39.4 | 59.0 | 9.3 | 0.2 | 39.8 | 1.3 | 10.0 | |
| 08 | 256.1 | 23.4 | 4.3 | 38.4 | 0.0 | 30.7 | 34.9 | 59.4 | 8.8 | 0.2 | 45.0 | 0.0 | 10.8 | |
| 09 | 232.5 | 20.6 | 4.3 | 36.8 | 0.0 | 28.2 | 23.5 | 54.7 | 8.5 | 0.2 | 44.9 | 0.0 | 10.7 | |
| 10 | 198.5 | 18.0 | 4.3 | 27.1 | 0.0 | 28.1 | 17.8 | 47.8 | 8.4 | 0.2 | 36.5 | 0.0 | 10.3 | |
| 11 | 149.1 | 12.1 | 3.3 | 20.2 | 0.0 | 23.8 | 12.2 | 37.3 | 6.2 | 0.1 | 25.2 | 0.0 | 8.8 | |
| 12 | 118.1 | 10.6 | 2.1 | 14.3 | 0.0 | 20.4 | 7.1 | 31.8 | 4.8 | 0.1 | 19.5 | 0.0 | 7.5 | |
| 1995 01 | 84.2 | 5.1 | 0.7 | 10.6 | 0.0 | 10.3 | 3.3 | 26.7 | 4.8 | 0.0 | 11.3 | 1.3 | 9.9 | |
| 02 | 44.0 | 1.9 | 0.3 | 1.1 | 0.0 | 7.7 | 0.0 | 21.2 | 4.8 | 0.0 | 0.6 | 0.0 | 6.4 | |
| 03 | 38.8 | 0.0 | 0.1 | 5.0 | 0.0 | 7.2 | 0.0 | 15.9 | 3.8 | 0.0 | 0.5 | 0.0 | 6.4 | |
| 04 | 36.8 | 0.0 | 0.5 | 6.2 | 0.0 | 6.5 | 0.0 | 15.0 | 3.8 | 0.0 | 3.5 | 0.0 | 1.4 | |
| 05 | 81.6 | 0.4 | 1.2 | 15.8 | 0.0 | 6.0 | 23.6 | 14.6 | 2.1 | 0.0 | 15.8 | 0.0 | 2.1 | |
| 06 | 107.1 | 4.9 | 2.0 | 19.3 | 0.0 | 5.9 | 32.7 | 16.7 | 2.0 | 0.1 | 20.7 | 0.0 | 2.9 | |
| 07 | 130.6 | 8.9 | 2.4 | 19.8 | 0.0 | 5.8 | 36.0 | 22.3 | 2.0 | 0.2 | 29.7 | 0.0 | 3.6 | |
| 08 | 151.8 | 13.1 | 3.2 | 21.3 | 0.0 | 4.4 | 33.6 | 30.4 | 1.8 | 0.2 | 39.7 | 0.0 | 4.0 | |
| 09 | 132.2 | 14.1 | 3.3 | 18.7 | 0.0 | 4.4 | 21.5 | 30.1 | 1.7 | 0.1 | 34.6 | 0.0 | 3.6 | |

**LANDWIRTSCHAFTLICHE
ERZEUGNISSE**
**AGRICULTURAL
PRODUCTS**
**PRODUITS
AGRICILES**

| | EUR | B | DK | D | GR | E | F | IRL | I | L | NL | P | UK | |
|-------------|--|-----|-----|---|-----|-----|------|------|-----|-----|---|-----|------|--|
| 0805 | Magermilchpulver Erzeugung | | | Skimmed milk powder production | | | | | | | Lait écrémé en poudre production | | | |
| | <i>1000 T</i> | | | | | | | | | | | | | |
| 1994 08 | 88.2 | 4.2 | 1.3 | 28.4 | 0.0 | 0.9 | 18.8 | 16.7 | 0.0 | 0.0 | 3.9 | 1.3 | 12.7 | |
| 09 | 68.6 | 3.1 | 1.8 | 25.9 | 0.0 | 0.5 | 15.0 | 8.0 | 0.0 | 0.0 | 2.4 | 0.5 | 11.4 | |
| 10 | 72.2 | 3.9 | 1.2 | 24.7 | 0.0 | 0.6 | 24.8 | 4.3 | 0.0 | 0.0 | 2.5 | 0.5 | 9.7 | |
| 11 | 64.1 | 3.1 | 1.1 | 21.9 | 0.0 | 0.8 | 24.1 | 2.3 | 0.0 | 0.0 | 2.9 | 0.5 | 7.4 | |
| 12 | 89.9 | 4.0 | 1.5 | 32.8 | 0.0 | 1.0 | 30.3 | 4.8 | 0.0 | 0.0 | 4.7 | 0.5 | 10.2 | |
| 1995 01 | 84.7 | 3.1 | 1.0 | 34.3 | 0.0 | 0.7 | 29.4 | 4.1 | 0.0 | 0.0 | 4.5 | 0.7 | 7.0 | |
| 02 | 75.2 | 3.0 | 0.5 | 30.1 | 0.0 | 1.0 | 25.5 | 5.0 | 0.0 | 0.0 | 3.3 | 0.8 | 6.0 | |
| 03 | 97.0 | 4.0 | 1.4 | 37.6 | 0.0 | 1.7 | 31.5 | 8.4 | 0.0 | 0.0 | 3.5 | 1.7 | 7.2 | |
| 04 | 117.4 | 4.9 | 1.9 | 40.6 | 0.0 | 2.4 | 40.4 | 12.3 | 0.0 | 0.0 | 3.2 | 2.1 | 9.7 | |
| 05 | 139.7 | 5.1 | 1.4 | 47.2 | 0.0 | 2.4 | 44.6 | 20.0 | 0.0 | 0.0 | 4.9 | 1.7 | 12.4 | |
| 06 | 124.1 | 6.2 | 1.5 | 40.9 | 0.0 | 2.8 | 37.4 | 17.8 | 0.0 | 0.0 | 4.5 | 1.6 | 11.5 | |
| 07 | 103.8 | 5.6 | 2.2 | 36.1 | 0.0 | 2.3 | 29.0 | 14.7 | 0.0 | 0.0 | 4.2 | 1.4 | 8.3 | |
| 08 | | | 1.5 | 30.3 | 0.0 | 2.7 | 20.4 | 12.7 | 0.0 | | 3.0 | 0.9 | 8.3 | |
| 09 | | | | 27.8 | | 1.1 | | 6.0 | | | 2.8 | 0.6 | 9.3 | |
| 10 | | | | | | | | | | | 2.1 | | | |
| 0806 | Magermilchpulver Lagerbestände (mittel) | | | Skimmed milk powder stocks (average) | | | | | | | Lait écrémé en poudre stocks (moyenne) | | | |
| | <i>1000 T</i> | | | | | | | | | | | | | |
| 1994 07 | 88.3 | 3.8 | 0.0 | 4.9 | 0.0 | 0.3 | 0.0 | 72.6 | 0.0 | 0.0 | 0.0 | 0.0 | 6.7 | |
| 08 | 91.4 | 3.8 | 0.0 | 4.5 | 0.0 | 0.1 | 0.0 | 75.7 | 0.0 | 0.0 | 0.0 | 0.0 | 7.3 | |
| 09 | 89.5 | 3.8 | 0.0 | 4.5 | 0.0 | 0.1 | 0.0 | 73.8 | 0.0 | 0.0 | 0.0 | 0.0 | 7.3 | |
| 10 | 86.0 | 2.6 | 0.0 | 4.5 | 0.0 | 0.0 | 0.0 | 72.1 | 0.0 | 0.0 | 0.0 | 0.0 | 6.8 | |
| 11 | 74.2 | 0.6 | 0.0 | 4.0 | 0.0 | 0.0 | 0.0 | 62.8 | 0.0 | 0.0 | 0.0 | 0.0 | 6.8 | |
| 12 | 72.5 | 0.5 | 0.0 | 3.1 | 0.0 | 0.0 | 0.0 | 62.1 | 0.0 | 0.0 | 0.0 | 0.0 | 6.8 | |
| 1995 01 | 71.1 | 0.4 | 0.0 | 2.0 | 0.0 | 0.0 | 0.0 | 61.9 | 0.0 | 0.0 | 0.0 | 0.0 | 6.8 | |
| 02 | 64.7 | 0.3 | 0.0 | 0.6 | 0.0 | 0.0 | 0.0 | 57.0 | 0.0 | 0.0 | 0.0 | 0.0 | 6.8 | |
| 03 | 43.8 | 0.2 | 0.0 | 0.2 | 0.0 | 0.0 | 0.0 | 41.3 | 0.0 | 0.0 | 0.0 | 0.0 | 2.2 | |
| 04 | 33.9 | 0.2 | 0.0 | 0.2 | 0.0 | 0.0 | 0.0 | 32.4 | 0.0 | 0.0 | 0.0 | 0.0 | 1.2 | |
| 05 | 31.7 | 0.2 | 0.0 | 0.2 | 0.0 | 0.0 | 0.0 | 30.2 | 0.0 | 0.0 | 0.0 | 0.0 | 1.1 | |
| 06 | 24.3 | 0.1 | 0.0 | 0.0 | 0.0 | 0.0 | 0.0 | 23.3 | 0.0 | 0.0 | 0.0 | 0.0 | 0.9 | |
| 07 | 23.0 | 1.0 | 0.0 | 0.0 | 0.0 | 0.0 | 0.0 | 21.5 | 0.0 | 0.0 | 0.0 | 0.0 | 0.6 | |
| 08 | 19.3 | 1.0 | 0.0 | 0.0 | 0.0 | 0.0 | 0.0 | 18.3 | 0.0 | 0.0 | 0.0 | 0.0 | 0.0 | |
| 09 | 18.6 | 1.0 | 0.0 | 0.0 | 0.0 | 0.0 | 0.0 | 17.7 | 0.0 | 0.0 | 0.0 | 0.0 | 0.0 | |

AUSSENHANDEL
EXTERNAL TRADE
COMMERCE EXTERIEUR

| | EUR | UEBL | DK | D(*) | GR | E | F | IRL | I | NL | P | UK | |
|-------------|----------------------------|--------|-------|--------|-------|----------------------|--------|-------|-----------------------------|--------|-------|--------|--|
| 0901 | Ausfuhren insgesamt | | | | | Total exports | | | Exportations totales | | | | |
| | | | | | | <i>Mio ECU</i> | | | | | | | |
| 1991 | 1115696 | 95097 | 29461 | 323751 | 7000 | 51039 | 184766 | 19526 | 136810 | 107750 | 13195 | 147302 | |
| 1992 | 1137769 | 95436 | 31226 | 331287 | 7587 | 53032 | 192455 | 21829 | 137570 | 108613 | 14190 | 144544 | |
| 1993 | 1156882 | 106653 | 30337 | 324588 | 7209 | 55169 | 189321 | 24763 | 144500 | 106281 | 13175 | 154886 | |
| 1994 | 1297501 | 119085 | 33609 | 356387 | 7905 | 64915 | 209674 | 28630 | 159484 | 132352 | 15123 | 170338 | |
| 1993 10 | 102987 | 9348 | 2724 | 29027 | 523 | 4897 | 16674 | 2259 | 12991 | 9582 | 1143 | 13821 | |
| 11 | 103750 | 9185 | 2778 | 28609 | 657 | 5469 | 16719 | 2343 | 12703 | 9889 | 1199 | 14201 | |
| 12 | 106218 | 9234 | 2652 | 29803 | 726 | 4894 | 17261 | 2300 | 14273 | 9901 | 1102 | 14071 | |
| 1994 01 | 92560 | 8849 | 2496 | 25136 | 559 | 4652 | 15268 | 2051 | 10201 | 9185 | 1149 | 13014 | |
| 02 | 99782 | 9353 | 2519 | 26943 | 616 | 5306 | 16017 | 2235 | 12775 | 9524 | 1124 | 13371 | |
| 03 | 115432 | 10996 | 2957 | 30790 | 597 | 6041 | 19095 | 2491 | 14493 | 11210 | 1349 | 15413 | |
| 04 | 103570 | 9466 | 2619 | 27984 | 581 | 5314 | 17106 | 2293 | 12917 | 10117 | 1109 | 14064 | |
| 05 | 107810 | 9800 | 2751 | 30452 | 595 | 5704 | 17078 | 2326 | 13702 | 10504 | 1260 | 13639 | |
| 06 | 113960 | 11163 | 2881 | 31478 | 655 | 5765 | 18754 | 2523 | 13996 | 10830 | 1273 | 14641 | |
| 07 | 102401 | 8818 | 2413 | 27629 | 707 | 5279 | 16994 | 2138 | 14152 | 9949 | 1461 | 12861 | |
| 08 | 92538 | 8276 | 2804 | 28080 | 469 | 3443 | 13471 | 2079 | 9838 | 10573 | 887 | 12617 | |
| 09 | 112108 | 10799 | 3024 | 29477 | 640 | 5484 | 18634 | 2623 | 14142 | 11342 | 1391 | 14552 | |
| 10 | 115390 | 10492 | 2953 | 31551 | 848 | 6059 | 19124 | 2538 | 13777 | 11655 | 1354 | 15038 | |
| 11 | 119703 | 10830 | 3162 | 32684 | 720 | 6431 | 18752 | 2682 | 13901 | 12671 | 1515 | 16353 | |
| 12 | 122247 | 10243 | 3030 | 34182 | 919 | 5437 | 19381 | 2652 | 15590 | 14792 | 1249 | 14773 | |
| 0902 | Einfuhren insgesamt | | | | | Total imports | | | Importations totales | | | | |
| | | | | | | <i>Mio ECU</i> | | | | | | | |
| 1991 | 1198784 | 102521 | 26803 | 313999 | 17364 | 72480 | 200074 | 16831 | 147253 | 110664 | 21331 | 169465 | |
| 1992 | 1207519 | 101915 | 26823 | 315614 | 18388 | 74862 | 199366 | 16805 | 145588 | 113474 | 23398 | 171286 | |
| 1993 | 1125692 | 98330 | 25078 | 292578 | 18798 | 66204 | 185049 | 18013 | 126468 | 95747 | 20676 | 178751 | |
| 1994 | 1255749 | 107103 | 28937 | 317831 | 18080 | 74973 | 204513 | 21202 | 140998 | 122579 | 22749 | 196781 | |
| 1993 10 | 96856 | 8267 | 2170 | 25350 | 1579 | 5696 | 15948 | 1726 | 10606 | 8187 | 1684 | 15643 | |
| 11 | 99520 | 8363 | 2223 | 25646 | 1676 | 5980 | 16382 | 1698 | 11073 | 8528 | 1799 | 16153 | |
| 12 | 99849 | 9053 | 2292 | 26097 | 1961 | 6148 | 15915 | 1531 | 11549 | 8764 | 1734 | 14804 | |
| 1994 01 | 93087 | 8151 | 2091 | 22492 | 1193 | 4980 | 16084 | 1727 | 10090 | 9081 | 1579 | 15620 | |
| 02 | 97045 | 8483 | 2172 | 24137 | 1554 | 5797 | 15740 | 1807 | 11169 | 9115 | 1730 | 15342 | |
| 03 | 113479 | 10071 | 2593 | 28736 | 1606 | 6642 | 18508 | 1866 | 12780 | 10746 | 1982 | 17950 | |
| 04 | 100040 | 8632 | 2291 | 24748 | 1473 | 6403 | 16045 | 1752 | 11527 | 9576 | 1792 | 15801 | |
| 05 | 104549 | 8513 | 2404 | 27056 | 1465 | 6505 | 17081 | 1714 | 12123 | 9493 | 2060 | 16135 | |
| 06 | 109514 | 9802 | 2458 | 27109 | 1546 | 6742 | 18204 | 1712 | 12283 | 10571 | 1914 | 17174 | |
| 07 | 99123 | 7664 | 2001 | 25811 | 1308 | 6071 | 16204 | 1567 | 11045 | 9738 | 1870 | 15845 | |
| 08 | 89857 | 8222 | 2276 | 24401 | 1308 | 4556 | 13761 | 1578 | 7873 | 9741 | 1450 | 14692 | |
| 09 | 108717 | 9353 | 2671 | 26586 | 1521 | 6930 | 17911 | 1763 | 13089 | 10812 | 1901 | 16180 | |
| 10 | 110240 | 9251 | 2580 | 27886 | 1823 | 6854 | 18014 | 1892 | 12171 | 10366 | 2035 | 17368 | |
| 11 | 114232 | 9651 | 2703 | 28085 | 1573 | 7147 | 18848 | 1974 | 12798 | 11400 | 2213 | 17840 | |
| 12 | 115864 | 9311 | 2698 | 30786 | 1710 | 6348 | 18112 | 1850 | 14052 | 11940 | 2222 | 16834 | |

EUR = Summe der verfügbaren Länder.
Gesamthandel = Intra-EG Handel (wenn verfügbar) + Extra-EG Handel.

EUR = Sum of available countries.
Total trade = Intra-EC trade (if available) + extra-EC trade.

EUR = Somme des pays disponibles.
Commerce total = Commerce intra-CE (si disponible) + commerce extra-CE.

AUSSENHANDEL

EXTERNAL TRADE

COMMERCE EXTERIEUR

| | EUR | UEBL | DK | D(*) | GR | E | F | IRL | I | NL | P | UK |
|-------------|-------------------------|-------|-------|--------|-------------------------|-------|-------|------|-------------------------|-------|------|-------|
| 0904 | Einfuhr extra EG | | | | Imports extra EC | | | | Imports extra CE | | | |
| | <i>Mio ECU</i> | | | | | | | | | | | |
| 1991 | 495260 | 30232 | 12285 | 142447 | 6894 | 29238 | 70823 | 5195 | 62249 | 45421 | 5990 | 84486 |
| 1992 | 490690 | 29316 | 11983 | 142884 | 6773 | 29739 | 68458 | 4731 | 59895 | 46411 | 6127 | 84375 |
| 1993 | 487273 | 30872 | 11884 | 142827 | 7510 | 25133 | 66628 | 6399 | 56244 | 42567 | 5825 | 91385 |
| 1994 | 540143 | 34192 | 13869 | 156671 | 6433 | 27378 | 71588 | 7776 | 61698 | 55458 | 6579 | 98500 |
| | | | | | | | | | | | | |
| 1993 10 | 41738 | 2738 | 1018 | 12694 | 702 | 2029 | 5592 | 622 | 4599 | 3472 | 461 | 7812 |
| 11 | 43037 | 2907 | 1038 | 12653 | 667 | 2120 | 5903 | 591 | 4824 | 3628 | 512 | 8194 |
| 12 | 41989 | 3052 | 1055 | 12742 | 846 | 2386 | 5489 | 526 | 4507 | 3656 | 486 | 7245 |
| 1994 01 | 42737 | 2683 | 1021 | 11683 | 393 | 1850 | 6191 | 673 | 4775 | 4578 | 479 | 8410 |
| 02 | 42141 | 2520 | 1038 | 11991 | 614 | 2121 | 5605 | 713 | 4888 | 4150 | 501 | 8000 |
| 03 | 49274 | 3287 | 1273 | 14286 | 523 | 2384 | 6529 | 676 | 5399 | 5189 | 567 | 9159 |
| 04 | 43416 | 2891 | 1118 | 11957 | 532 | 2318 | 5472 | 642 | 5174 | 4646 | 558 | 8106 |
| 05 | 44850 | 2736 | 1157 | 12790 | 482 | 2375 | 5992 | 599 | 5463 | 4394 | 666 | 8197 |
| 06 | 45411 | 3084 | 1151 | 12778 | 529 | 2435 | 6152 | 565 | 5215 | 4916 | 557 | 8029 |
| 07 | 43041 | 2515 | 925 | 12834 | 409 | 2156 | 5765 | 566 | 5032 | 4455 | 542 | 7842 |
| 08 | 41197 | 2627 | 1100 | 12821 | 496 | 2057 | 5241 | 595 | 3672 | 4402 | 453 | 7733 |
| 09 | 45886 | 2989 | 1336 | 13211 | 476 | 2456 | 5923 | 627 | 5679 | 4950 | 506 | 7735 |
| 10 | 46058 | 2885 | 1195 | 13017 | 802 | 2402 | 6079 | 719 | 5412 | 4594 | 559 | 8394 |
| 11 | 48266 | 3033 | 1291 | 14035 | 536 | 2552 | 6371 | 713 | 5654 | 4770 | 643 | 8669 |
| 12 | 47867 | 2941 | 1263 | 15269 | 642 | 2272 | 6270 | 688 | 5334 | 4414 | 548 | 8226 |
| | | | | | | | | | | | | |
| 0905 | Ausfuhr extra EG | | | | Exports extra EC | | | | Exports extra CE | | | |
| | <i>Mio ECU</i> | | | | | | | | | | | |
| 1991 | 427778 | 23613 | 13535 | 149444 | 2554 | 16901 | 67290 | 5001 | 56134 | 25534 | 3299 | 64473 |
| 1992 | 440337 | 24024 | 14203 | 152085 | 2630 | 17869 | 71074 | 5626 | 58182 | 26742 | 3566 | 64335 |
| 1993 | 487056 | 28188 | 14471 | 162830 | 3174 | 20863 | 75988 | 7525 | 67226 | 30489 | 3270 | 73033 |
| 1994 | 538922 | 33196 | 16409 | 182226 | 3619 | 23033 | 82329 | 8583 | 74346 | 33425 | 3722 | 78033 |
| | | | | | | | | | | | | |
| 1993 10 | 44388 | 2570 | 1340 | 14757 | 285 | 1872 | 6681 | 733 | 6202 | 2898 | 280 | 6772 |
| 11 | 44320 | 2676 | 1322 | 14529 | 314 | 2144 | 6527 | 769 | 6035 | 2862 | 315 | 6828 |
| 12 | 48834 | 2786 | 1370 | 16863 | 358 | 1915 | 7547 | 714 | 6812 | 3018 | 320 | 7132 |
| 1994 01 | 37801 | 2642 | 1168 | 12829 | 230 | 1418 | 5823 | 616 | 4693 | 2406 | 267 | 5709 |
| 02 | 40805 | 2710 | 1221 | 13157 | 254 | 1929 | 6000 | 644 | 5982 | 2554 | 262 | 6093 |
| 03 | 47523 | 3031 | 1391 | 15077 | 226 | 2313 | 7523 | 709 | 6638 | 3056 | 332 | 7228 |
| 04 | 43192 | 2659 | 1308 | 14192 | 240 | 1749 | 6572 | 705 | 6273 | 2602 | 256 | 6637 |
| 05 | 45581 | 2807 | 1334 | 15855 | 280 | 1936 | 6507 | 764 | 6427 | 2891 | 292 | 6488 |
| 06 | 47979 | 2983 | 1400 | 16311 | 281 | 2054 | 7373 | 763 | 6560 | 2913 | 286 | 7054 |
| 07 | 43500 | 2613 | 1229 | 13977 | 302 | 1989 | 7077 | 744 | 6488 | 2534 | 380 | 6167 |
| 08 | 41301 | 2203 | 1377 | 15589 | 190 | 1509 | 5575 | 616 | 5185 | 2780 | 284 | 5992 |
| 09 | 44632 | 2903 | 1447 | 14930 | 260 | 1849 | 6950 | 726 | 6116 | 2832 | 329 | 6291 |
| 10 | 47163 | 2803 | 1430 | 15657 | 496 | 2206 | 7648 | 717 | 6483 | 2989 | 325 | 6410 |
| 11 | 48866 | 3011 | 1528 | 16935 | 350 | 2166 | 7007 | 835 | 6367 | 2938 | 406 | 7325 |
| 12 | 50579 | 2831 | 1578 | 17717 | 511 | 1913 | 8275 | 744 | 7135 | 2931 | 304 | 6640 |

AUSSENHANDEL
EXTERNAL TRADE
COMMERCE EXTERIEUR

| | EUR | UEBL | DK | D(*) | GR | E | F | IRL | I | NL | P | UK |
|-------------|--|-------|------|-------|---|--------|--------|------|---|--------|-------|--------|
| 0907 | Handelsbilanz insgesamt (FOB / CIF) | | | | Trade balance total (FOB / CIF) | | | | Balance commerciale total (FOB / CAF) | | | |
| | <i>Mio ECU</i> | | | | | | | | | | | |
| 1991 | -83088 | -7424 | 2658 | 9751 | -10364 | -21441 | -15308 | 2695 | -10444 | -2913 | -8136 | -22163 |
| 1992 | -69751 | -6479 | 4403 | 15672 | -10801 | -21831 | -6911 | 5024 | -8018 | -4861 | -9208 | -26742 |
| 1993 | 31191 | 8324 | 5260 | 32009 | -11590 | -11035 | 4273 | 6750 | 18032 | 10535 | -7501 | -23865 |
| 1994 | 41753 | 11982 | 4672 | 38555 | -10175 | -10058 | 5161 | 7428 | 18486 | 9772 | -7626 | -26443 |
| 1993 10 | 6132 | 1081 | 554 | 3677 | -1057 | -799 | 726 | 532 | 2385 | 1395 | -541 | -1822 |
| 11 | 4230 | 821 | 556 | 2964 | -1019 | -512 | 337 | 645 | 1630 | 1361 | -601 | -1952 |
| 12 | 6369 | 181 | 360 | 3707 | -1235 | -1254 | 1345 | 768 | 2724 | 1137 | -631 | -733 |
| 1994 01 | -527 | 698 | 405 | 2644 | -634 | -328 | -816 | 324 | 111 | 104 | -430 | -2606 |
| 02 | 2737 | 870 | 347 | 2806 | -938 | -491 | 277 | 428 | 1607 | 408 | -605 | -1972 |
| 03 | 1953 | 925 | 364 | 2055 | -1009 | -601 | 587 | 625 | 1713 | 464 | -633 | -2537 |
| 04 | 3530 | 834 | 328 | 3236 | -892 | -1089 | 1060 | 541 | 1390 | 541 | -683 | -1736 |
| 05 | 3261 | 1287 | 346 | 3397 | -870 | -801 | -2 | 612 | 1579 | 1011 | -800 | -2497 |
| 06 | 4446 | 1361 | 423 | 4369 | -891 | -977 | 550 | 811 | 1713 | 260 | -641 | -2533 |
| 07 | 3278 | 1154 | 413 | 1817 | -601 | -791 | 790 | 571 | 3107 | 211 | -409 | -2984 |
| 08 | 2681 | 54 | 528 | 3680 | -839 | -1112 | -291 | 501 | 1965 | 832 | -562 | -2075 |
| 09 | 3390 | 1446 | 353 | 2892 | -881 | -1447 | 723 | 860 | 1053 | 530 | -510 | -1628 |
| 10 | 5150 | 1241 | 373 | 3666 | -975 | -795 | 1110 | 646 | 1607 | 1289 | -681 | -2329 |
| 11 | 5471 | 1179 | 459 | 4599 | -853 | -715 | -96 | 708 | 1103 | 1271 | -698 | -1486 |
| 12 | 6383 | 932 | 332 | 3396 | -792 | -911 | 1268 | 802 | 1538 | 2852 | -973 | -2061 |
| 0908 | Handelsbilanz extra-EG (FOB / CIF) | | | | Trade balance extra-EC (FOB / CIF) | | | | Balance commerciale extra-CE (FOB / CAF) | | | |
| | <i>Mio ECU</i> | | | | | | | | | | | |
| 1991 | -67482 | -6619 | 1250 | 6998 | -4341 | -12338 | -3533 | -194 | -6115 | -19887 | -2691 | -20013 |
| 1992 | -50352 | -5292 | 2220 | 9202 | -4143 | -11869 | 2616 | 895 | -1713 | -19668 | -2560 | -20040 |
| 1993 | -216 | -2684 | 2588 | 20003 | -4335 | -4270 | 9359 | 1126 | 10981 | -12078 | -2555 | -18352 |
| 1994 | -1221 | -996 | 2541 | 25555 | -2814 | -4345 | 10741 | 806 | 12648 | -22032 | -2857 | -20467 |
| 1993 10 | 2650 | -168 | 322 | 2064 | -417 | -158 | 1089 | 111 | 1603 | -574 | -181 | -1040 |
| 11 | 1283 | -232 | 284 | 1875 | -353 | 23 | 624 | 178 | 1211 | -765 | -197 | -1367 |
| 12 | 6845 | -266 | 315 | 4120 | -487 | -471 | 2058 | 188 | 2305 | -639 | -166 | -113 |
| 1994 01 | -4935 | -41 | 147 | 1146 | -163 | -432 | -367 | -57 | -83 | -2172 | -212 | -2701 |
| 02 | -1335 | 190 | 182 | 1166 | -360 | -191 | 395 | -69 | 1093 | -1595 | -239 | -1908 |
| 03 | -1751 | -257 | 117 | 791 | -297 | -71 | 994 | 34 | 1239 | -2133 | -235 | -1932 |
| 04 | -224 | -232 | 190 | 2235 | -292 | -569 | 1100 | 63 | 1098 | -2044 | -302 | -1470 |
| 05 | 731 | 71 | 177 | 3065 | -202 | -439 | 515 | 165 | 964 | -1502 | -374 | -1709 |
| 06 | 2568 | -101 | 250 | 3533 | -249 | -382 | 1221 | 198 | 1345 | -2002 | -271 | -975 |
| 07 | 459 | 98 | 304 | 1143 | -107 | -167 | 1312 | 178 | 1457 | -1921 | -162 | -1675 |
| 08 | 104 | -424 | 277 | 2768 | -306 | -547 | 335 | 21 | 1513 | -1622 | -169 | -1741 |
| 09 | -1254 | -87 | 111 | 1719 | -216 | -607 | 1027 | 99 | 437 | -2118 | -177 | -1443 |
| 10 | 1105 | -82 | 235 | 2640 | -306 | -196 | 1569 | -3 | 1071 | -1606 | -235 | -1984 |
| 11 | 600 | -22 | 237 | 2900 | -186 | -386 | 636 | 122 | 713 | -1833 | -237 | -1344 |
| 12 | 2712 | -110 | 315 | 2448 | -131 | -359 | 2005 | 56 | 1801 | -1483 | -244 | -1586 |

AUSSENHANDEL
EXTERNAL TRADE
COMMERCE EXTERIEUR

| | EUR | UEBL | DK | D(*) | GR | E | F | IRL | I | NL | P | UK |
|-------------|---|-------|------|-------|---|-------|--------|------|---|-------|-------|-------|
| 0909 | Handelsbilanz intra-EG (FOB / CIF) | | | | Trade balance intra-EC (FOB / CIF) | | | | Balance commerciale intra-CE (FOB / CAF) | | | |
| | <i>Mio ECU</i> | | | | | | | | | | | |
| 1991 | -12909 | -258 | 1384 | 3214 | -6005 | -8861 | -11775 | 2889 | -3795 | 17748 | -5299 | -2150 |
| 1992 | -17211 | -702 | 2161 | 6868 | -6651 | -9896 | -9528 | 4128 | -5905 | 15531 | -6515 | -6702 |
| 1993 | 31407 | 11007 | 2672 | 12006 | -7254 | -6765 | -5087 | 5624 | 7051 | 22613 | -4947 | -5513 |
| 1994 | 42974 | 12978 | 2131 | 13000 | -7361 | -5713 | -5580 | 6622 | 5838 | 31805 | -4769 | -5976 |
| 1993 10 | 3482 | 1249 | 232 | 1613 | -640 | -641 | -363 | 422 | 781 | 1970 | -360 | -782 |
| 11 | 2948 | 1053 | 272 | 1089 | -666 | -535 | -287 | 466 | 419 | 2126 | -404 | -585 |
| 12 | -476 | 447 | 45 | -414 | -748 | -783 | -713 | 580 | 419 | 1776 | -465 | -620 |
| 1994 01 | 4408 | 739 | 259 | 1498 | -471 | 104 | -449 | 381 | 194 | 2277 | -218 | 95 |
| 02 | 4072 | 680 | 165 | 1639 | -578 | -299 | -118 | 497 | 513 | 2004 | -367 | -64 |
| 03 | 3704 | 1182 | 247 | 1264 | -712 | -530 | -406 | 591 | 475 | 2597 | -398 | -605 |
| 04 | 3754 | 1066 | 139 | 1002 | -600 | -520 | -40 | 478 | 291 | 2585 | -381 | -266 |
| 05 | 2530 | 1216 | 170 | 332 | -668 | -362 | -517 | 447 | 615 | 2513 | -427 | -788 |
| 06 | 1878 | 1462 | 174 | 835 | -642 | -595 | -671 | 612 | 369 | 2262 | -370 | -1557 |
| 07 | 2819 | 1057 | 109 | 674 | -494 | -624 | -522 | 393 | 1651 | 2132 | -247 | -1309 |
| 08 | 2576 | 478 | 250 | 911 | -533 | -565 | -625 | 480 | 452 | 2454 | -393 | -334 |
| 09 | 4645 | 1532 | 242 | 1173 | -665 | -840 | -304 | 761 | 616 | 2647 | -333 | -184 |
| 10 | 4045 | 1323 | 139 | 1025 | -670 | -600 | -460 | 649 | 536 | 2895 | -446 | -346 |
| 11 | 4871 | 1201 | 222 | 1699 | -667 | -329 | -732 | 586 | 390 | 3104 | -461 | -142 |
| 12 | 3671 | 1042 | 17 | 948 | -661 | -552 | -737 | 746 | -263 | 4335 | -729 | -475 |

EINFUHR NACH LÄNDERN

IMPORTS BY COUNTRY

IMPORTATIONS PAR PAYS

| | EUR | UEBL | DK | D(*) | GR | E | F | IRL | I | NL | P | UK |
|-------------|--|-------|------|-------|---|-------|-------|------|--|-------|------|-------|
| 0916 | Industrialisierte westliche Drittländer | | | | Western industrialized third countries | | | | Pays tiers industrialisés occidentaux | | | |
| | <i>Mio ECU</i> | | | | | | | | | | | |
| 1991 | 292304 | 18164 | 8932 | 87249 | 3370 | 14230 | 39060 | 4124 | 31967 | 24198 | 3019 | 57989 |
| 1992 | 287921 | 17577 | 8690 | 87269 | 3124 | 14244 | 37525 | 3535 | 30669 | 25017 | 3183 | 57087 |
| 1993 | 276733 | 16675 | 8379 | 83788 | 3346 | 11090 | 35051 | 4638 | 27876 | 22404 | 2855 | 60630 |
| 1994 | 302794 | 18237 | 9791 | 90557 | 2586 | 11712 | 38154 | 5700 | 29972 | 28804 | 3044 | 64238 |
| 1993 10 | 23285 | 1421 | 750 | 7371 | 219 | 819 | 2932 | 442 | 2391 | 1800 | 217 | 4925 |
| 11 | 24634 | 1472 | 748 | 7528 | 285 | 999 | 3262 | 402 | 2425 | 2007 | 234 | 5271 |
| 12 | 24016 | 1729 | 753 | 7486 | 371 | 1136 | 2946 | 386 | 2237 | 1982 | 225 | 4764 |
| 1994 01 | 23288 | 1312 | 645 | 6406 | 181 | 807 | 3139 | 488 | 2270 | 2446 | 212 | 5383 |
| 02 | 23607 | 1292 | 739 | 6872 | 185 | 873 | 2916 | 541 | 2460 | 2035 | 240 | 5452 |
| 03 | 28860 | 1735 | 920 | 8544 | 245 | 1133 | 3569 | 485 | 2734 | 2844 | 299 | 6352 |
| 04 | 25151 | 1569 | 754 | 7240 | 226 | 1106 | 2978 | 473 | 2502 | 2539 | 245 | 5518 |
| 05 | 25587 | 1476 | 829 | 7612 | 209 | 1007 | 3129 | 439 | 2701 | 2294 | 360 | 5531 |
| 06 | 25573 | 1665 | 843 | 7533 | 219 | 1074 | 3224 | 434 | 2566 | 2509 | 261 | 5244 |
| 07 | 23434 | 1307 | 647 | 7304 | 217 | 858 | 3025 | 449 | 2361 | 2118 | 226 | 4923 |
| 08 | 21408 | 1397 | 737 | 6929 | 160 | 654 | 2517 | 452 | 1463 | 2034 | 184 | 4880 |
| 09 | 25349 | 1631 | 968 | 7606 | 201 | 1086 | 3107 | 447 | 2783 | 2589 | 233 | 4698 |
| 10 | 25882 | 1645 | 888 | 7602 | 223 | 963 | 3384 | 509 | 2687 | 2356 | 247 | 5378 |
| 11 | 27626 | 1637 | 903 | 8304 | 252 | 1145 | 3595 | 495 | 2846 | 2651 | 283 | 5515 |
| 12 | 27031 | 1570 | 917 | 8603 | 268 | 1006 | 3573 | 489 | 2599 | 2387 | 253 | 5365 |
| 0917 | Darunter: USA | | | | Of which: USA | | | | Dont : USA | | | |
| | <i>Mio ECU</i> | | | | | | | | | | | |
| 1991 | 90730 | 6250 | 1552 | 18902 | 743 | 5799 | 15810 | 2539 | 8230 | 8965 | 726 | 21213 |
| 1992 | 86789 | 5925 | 1360 | 19053 | 660 | 5548 | 14475 | 2003 | 7659 | 9390 | 708 | 20007 |
| 1993 | 84469 | 5977 | 1139 | 17845 | 701 | 4165 | 13884 | 2708 | 6710 | 8732 | 656 | 21952 |
| 1994 | 93183 | 6334 | 1253 | 18637 | 579 | 4647 | 15015 | 3587 | 6538 | 10689 | 821 | 25083 |
| 1993 10 | 6691 | 482 | 116 | 1502 | 46 | 265 | 1046 | 294 | 502 | 629 | 40 | 1768 |
| 11 | 7277 | 471 | 104 | 1507 | 55 | 391 | 1349 | 214 | 508 | 668 | 51 | 1959 |
| 12 | 7564 | 780 | 96 | 1603 | 69 | 319 | 1158 | 230 | 579 | 839 | 53 | 1838 |
| 1994 01 | 7642 | 456 | 96 | 1617 | 41 | 344 | 1299 | 316 | 539 | 997 | 57 | 1879 |
| 02 | 7332 | 426 | 94 | 1439 | 49 | 327 | 1101 | 320 | 585 | 738 | 66 | 2189 |
| 03 | 9802 | 652 | 165 | 1826 | 61 | 476 | 1454 | 291 | 613 | 1239 | 101 | 2924 |
| 04 | 8149 | 553 | 105 | 1636 | 49 | 491 | 1161 | 278 | 583 | 1006 | 67 | 2220 |
| 05 | 7773 | 530 | 106 | 1514 | 43 | 394 | 1229 | 269 | 570 | 772 | 125 | 2220 |
| 06 | 7902 | 598 | 101 | 1568 | 50 | 472 | 1266 | 269 | 535 | 996 | 64 | 1981 |
| 07 | 7032 | 494 | 92 | 1447 | 41 | 284 | 1262 | 273 | 477 | 727 | 48 | 1888 |
| 08 | 6651 | 483 | 113 | 1420 | 39 | 236 | 1105 | 300 | 356 | 693 | 41 | 1863 |
| 09 | 7286 | 547 | 98 | 1356 | 49 | 478 | 1118 | 290 | 624 | 873 | 45 | 1808 |
| 10 | 7330 | 540 | 94 | 1488 | 56 | 309 | 1244 | 336 | 480 | 735 | 60 | 1988 |
| 11 | 7993 | 544 | 94 | 1592 | 49 | 425 | 1362 | 319 | 611 | 967 | 75 | 1955 |
| 12 | 8290 | 512 | 93 | 1733 | 51 | 411 | 1412 | 326 | 564 | 947 | 72 | 2169 |

EINFUHR NACH LÄNDERN

IMPORTS BY COUNTRY

IMPORTATIONS PAR PAYS

| | EUR | UEBL | DK | D(*) | GR | E | F | IRL | I | NL | P | UK |
|-------------|---------------------------|-------|------|-------|-----------------------------|-------|-------|------|--------------------------------------|-------|------|-------|
| 0918 | Darunter: Japan | | | | Of which: Japan | | | | Dont : Japon | | | |
| | <i>Mio ECU</i> | | | | | | | | | | | |
| 1991 | 51824 | 3802 | 822 | 16542 | 1156 | 3158 | 5830 | 638 | 3605 | 5967 | 619 | 9684 |
| 1992 | 51530 | 3902 | 874 | 15939 | 1154 | 3259 | 5745 | 558 | 3411 | 6187 | 716 | 9786 |
| 1993 | 47658 | 3249 | 785 | 15215 | 1281 | 2137 | 5227 | 955 | 3251 | 4569 | 669 | 10320 |
| 1994 | 48821 | 2884 | 900 | 15296 | 691 | 2108 | 5084 | 913 | 3329 | 5377 | 648 | 11593 |
| 1993 10 | 4163 | 283 | 64 | 1386 | 63 | 182 | 483 | 71 | 276 | 373 | 58 | 924 |
| 11 | 4130 | 267 | 62 | 1267 | 114 | 191 | 453 | 91 | 275 | 422 | 47 | 940 |
| 12 | 3887 | 268 | 56 | 1330 | 124 | 151 | 394 | 76 | 226 | 369 | 48 | 843 |
| 1994 01 | 3470 | 208 | 66 | 1025 | 58 | 131 | 389 | 82 | 264 | 422 | 41 | 783 |
| 02 | 3569 | 215 | 61 | 1124 | 36 | 156 | 372 | 125 | 260 | 381 | 51 | 787 |
| 03 | 4679 | 293 | 81 | 1581 | 64 | 177 | 510 | 86 | 324 | 482 | 54 | 1027 |
| 04 | 4413 | 271 | 113 | 1248 | 77 | 192 | 439 | 101 | 289 | 514 | 55 | 1114 |
| 05 | 4268 | 240 | 66 | 1331 | 67 | 196 | 455 | 64 | 333 | 467 | 58 | 990 |
| 06 | 4084 | 247 | 72 | 1161 | 50 | 178 | 444 | 70 | 291 | 413 | 54 | 1104 |
| 07 | 3648 | 206 | 54 | 1121 | 76 | 179 | 361 | 60 | 247 | 373 | 59 | 911 |
| 08 | 3771 | 230 | 76 | 1260 | 33 | 135 | 346 | 67 | 172 | 403 | 47 | 1002 |
| 09 | 4184 | 254 | 69 | 1343 | 40 | 196 | 430 | 61 | 304 | 548 | 45 | 894 |
| 10 | 4260 | 259 | 98 | 1295 | 41 | 189 | 451 | 65 | 275 | 497 | 61 | 1029 |
| 11 | 4287 | 230 | 78 | 1332 | 81 | 207 | 457 | 68 | 298 | 480 | 69 | 988 |
| 12 | 4187 | 230 | 66 | 1474 | 68 | 171 | 431 | 64 | 271 | 395 | 55 | 963 |
| 0919 | Entwicklungsländer | | | | Developing countries | | | | Pays en voie de développement | | | |
| | <i>Mio ECU</i> | | | | | | | | | | | |
| 1991 | 154994 | 9431 | 2163 | 34914 | 2587 | 13416 | 26254 | 724 | 22845 | 17690 | 2806 | 22163 |
| 1992 | 150055 | 8648 | 1943 | 33751 | 2668 | 13265 | 25097 | 820 | 21020 | 17474 | 2719 | 22649 |
| 1993 | 149530 | 8080 | 2094 | 34290 | 3030 | 11621 | 25319 | 1210 | 19553 | 16478 | 2546 | 25308 |
| 1994 | 166192 | 11017 | 2456 | 36128 | 2474 | 13021 | 26509 | 1580 | 20802 | 21813 | 3088 | 27304 |
| 1993 10 | 12957 | 803 | 151 | 3048 | 358 | 1037 | 2149 | 123 | 1454 | 1342 | 190 | 2304 |
| 11 | 12830 | 789 | 171 | 2849 | 304 | 925 | 2117 | 131 | 1633 | 1313 | 229 | 2369 |
| 12 | 12697 | 712 | 197 | 2927 | 306 | 1079 | 2075 | 102 | 1653 | 1379 | 239 | 2029 |
| 1994 01 | 13924 | 782 | 246 | 3043 | 164 | 851 | 2506 | 132 | 1719 | 1798 | 233 | 2451 |
| 02 | 12894 | 680 | 186 | 2834 | 257 | 1073 | 2090 | 115 | 1669 | 1743 | 229 | 2017 |
| 03 | 14268 | 931 | 218 | 3217 | 188 | 1078 | 2338 | 139 | 1749 | 1904 | 230 | 2276 |
| 04 | 13211 | 988 | 233 | 2733 | 211 | 1053 | 1968 | 128 | 1807 | 1730 | 237 | 2123 |
| 05 | 13779 | 965 | 191 | 2836 | 169 | 1161 | 2357 | 122 | 1824 | 1740 | 271 | 2142 |
| 06 | 13914 | 1029 | 175 | 2866 | 220 | 1131 | 2261 | 97 | 1696 | 1983 | 260 | 2197 |
| 07 | 13766 | 918 | 153 | 3022 | 118 | 1068 | 2170 | 83 | 1740 | 1932 | 268 | 2294 |
| 08 | 13793 | 856 | 192 | 3184 | 241 | 1170 | 2153 | 110 | 1418 | 1965 | 249 | 2255 |
| 09 | 14148 | 960 | 216 | 3018 | 149 | 1078 | 2221 | 138 | 1854 | 1916 | 237 | 2362 |
| 10 | 14004 | 952 | 170 | 2898 | 399 | 1171 | 2102 | 176 | 1724 | 1801 | 268 | 2343 |
| 11 | 14217 | 1013 | 254 | 2934 | 168 | 1156 | 2187 | 174 | 1779 | 1671 | 334 | 2548 |
| 12 | 14274 | 943 | 223 | 3544 | 190 | 1032 | 2155 | 168 | 1822 | 1631 | 271 | 2296 |

AUSFUHR NACH LÄNDERN

EXPORTS BY COUNTRY

EXPORTATIONS PAR PAYS

| | EUR | UEBL | DK | D(*) | GR | E | F | IRL | I | NL | P | UK |
|-------------|--|-------|-------|--------|---|------|-------|------|--|-------|------|-------|
| 0920 | Darunter: AKP | | | | Of which: ACP | | | | Dont : ACP | | | |
| | <i>Mio ECU</i> | | | | | | | | | | | |
| 1991 | 19067 | 2034 | 66 | 3134 | 202 | 2114 | 4193 | 146 | 1910 | 2021 | 635 | 2613 |
| 1992 | 17858 | 2088 | 98 | 2816 | 160 | 1978 | 3970 | 148 | 1625 | 1704 | 700 | 2572 |
| 1993 | 14859 | 1078 | 130 | 2296 | 161 | 1418 | 3870 | 149 | 1506 | 1357 | 540 | 2354 |
| 1994 | 18460 | 2251 | 112 | 2611 | 173 | 1987 | 4169 | 167 | 1935 | 1809 | 693 | 2553 |
| 1993 10 | 1306 | 106 | 3 | 214 | 17 | 147 | 327 | 11 | 109 | 127 | 41 | 203 |
| 11 | 1391 | 101 | 3 | 199 | 17 | 107 | 434 | 14 | 158 | 102 | 58 | 198 |
| 12 | 1410 | 87 | 60 | 226 | 16 | 137 | 381 | 13 | 139 | 122 | 59 | 170 |
| 1994 01 | 1490 | 87 | 9 | 226 | 40 | 143 | 375 | 12 | 149 | 183 | 72 | 194 |
| 02 | 1392 | 100 | 7 | 178 | 27 | 180 | 320 | 14 | 134 | 174 | 74 | 184 |
| 03 | 1471 | 138 | 10 | 226 | 7 | 180 | 351 | 14 | 145 | 130 | 53 | 215 |
| 04 | 1647 | 227 | 5 | 229 | 5 | 224 | 335 | 13 | 199 | 134 | 44 | 234 |
| 05 | 1575 | 224 | 15 | 162 | 12 | 236 | 327 | 14 | 176 | 181 | 47 | 180 |
| 06 | 1518 | 213 | 5 | 244 | 6 | 97 | 378 | 13 | 139 | 146 | 48 | 229 |
| 07 | 1498 | 239 | 8 | 204 | 13 | 123 | 328 | 11 | 152 | 148 | 53 | 220 |
| 08 | 1378 | 198 | 6 | 203 | 6 | 144 | 281 | 15 | 119 | 140 | 47 | 218 |
| 09 | 1502 | 207 | 5 | 194 | 11 | 126 | 353 | 13 | 182 | 111 | 71 | 228 |
| 10 | 1621 | 201 | 7 | 217 | 24 | 166 | 337 | 23 | 200 | 187 | 56 | 204 |
| 11 | 1706 | 205 | 5 | 217 | 11 | 180 | 419 | 14 | 176 | 143 | 84 | 253 |
| 12 | 1661 | 213 | 30 | 310 | 11 | 188 | 365 | 11 | 163 | 133 | 44 | 194 |
| 0922 | Industrialisierte westliche Drittländer | | | | Western industrialized third countries | | | | Pays tiers industrialisés occidentaux | | | |
| | <i>Mio ECU</i> | | | | | | | | | | | |
| 1991 | 242276 | 11636 | 9802 | 92789 | 1184 | 5928 | 32166 | 3618 | 30808 | 14231 | 2101 | 38015 |
| 1992 | 239911 | 11729 | 9860 | 91409 | 1060 | 6130 | 32675 | 4031 | 29723 | 14352 | 2066 | 36875 |
| 1993 | 258252 | 13482 | 10126 | 94499 | 1164 | 6697 | 34766 | 5004 | 33277 | 14949 | 1978 | 42310 |
| 1994 | 287289 | 15833 | 11132 | 105614 | 1183 | 7603 | 38227 | 5739 | 37216 | 17120 | 2281 | 45339 |
| 1993 10 | 23986 | 1257 | 947 | 8817 | 115 | 660 | 3031 | 492 | 3077 | 1432 | 164 | 3995 |
| 11 | 23658 | 1274 | 911 | 8508 | 110 | 650 | 3007 | 536 | 2989 | 1460 | 168 | 4046 |
| 12 | 25005 | 1275 | 955 | 9336 | 118 | 551 | 3371 | 473 | 3267 | 1403 | 174 | 4081 |
| 1994 01 | 20081 | 1278 | 783 | 7346 | 89 | 468 | 2700 | 416 | 2384 | 1260 | 162 | 3193 |
| 02 | 22081 | 1244 | 877 | 7735 | 89 | 635 | 2907 | 426 | 3080 | 1359 | 164 | 3565 |
| 03 | 25168 | 1490 | 967 | 8830 | 73 | 707 | 3532 | 479 | 3321 | 1520 | 197 | 4052 |
| 04 | 23395 | 1323 | 892 | 8353 | 80 | 621 | 3107 | 473 | 3134 | 1334 | 155 | 3923 |
| 05 | 24287 | 1289 | 933 | 9036 | 90 | 652 | 3010 | 541 | 3194 | 1514 | 176 | 3852 |
| 06 | 25772 | 1400 | 963 | 9631 | 95 | 674 | 3297 | 537 | 3297 | 1433 | 174 | 4270 |
| 07 | 22820 | 1173 | 791 | 7910 | 114 | 635 | 3338 | 501 | 3239 | 1278 | 251 | 3592 |
| 08 | 21893 | 1083 | 961 | 8920 | 63 | 464 | 2424 | 414 | 2617 | 1478 | 175 | 3295 |
| 09 | 24497 | 1495 | 1007 | 8750 | 79 | 677 | 3499 | 471 | 3171 | 1481 | 203 | 3664 |
| 10 | 25742 | 1359 | 986 | 9690 | 164 | 763 | 3582 | 453 | 3271 | 1499 | 197 | 3778 |
| 11 | 25929 | 1422 | 989 | 9775 | 111 | 724 | 3223 | 540 | 3180 | 1474 | 245 | 4246 |
| 12 | 25623 | 1277 | 983 | 9640 | 136 | 583 | 3610 | 487 | 3328 | 1490 | 181 | 3908 |

AUSFUHR NACH LÄNDERN

EXPORTS BY COUNTRY

EXPORTATIONS PAR PAYS

| | EUR | UEBL | DK | D(*) | GR | E | F | IRL | I | NL | P | UK |
|-------------|------------------------|------|------|-------|-----|------------------------|-------|------|-------|------|---------------------|-------|
| 0923 | Darunter: USA | | | | | Of which: USA | | | | | Dont : USA | |
| | <i>Mio ECU</i> | | | | | | | | | | | |
| 1991 | 71156 | 3575 | 1420 | 20366 | 398 | 2378 | 11144 | 1697 | 9423 | 4044 | 503 | 16208 |
| 1992 | 73783 | 3686 | 1373 | 21178 | 295 | 2368 | 11936 | 1794 | 9569 | 4448 | 494 | 16642 |
| 1993 | 85120 | 4870 | 1621 | 24151 | 322 | 2487 | 13291 | 2200 | 11124 | 4686 | 578 | 19792 |
| 1994 | 95087 | 5878 | 1837 | 28156 | 382 | 2982 | 14646 | 2327 | 12374 | 5259 | 785 | 20460 |
| 1993 10 | 7850 | 449 | 210 | 2231 | 28 | 223 | 1096 | 202 | 1087 | 372 | 47 | 1906 |
| 11 | 8123 | 471 | 154 | 2289 | 29 | 241 | 1283 | 273 | 1007 | 507 | 57 | 1811 |
| 12 | 8380 | 492 | 190 | 2429 | 33 | 175 | 1480 | 190 | 1098 | 426 | 59 | 1808 |
| 1994 01 | 6783 | 519 | 127 | 1960 | 29 | 177 | 976 | 169 | 802 | 461 | 56 | 1506 |
| 02 | 7542 | 486 | 185 | 2149 | 19 | 237 | 1136 | 156 | 1054 | 462 | 45 | 1613 |
| 03 | 8435 | 548 | 158 | 2503 | 30 | 271 | 1353 | 176 | 1077 | 472 | 62 | 1785 |
| 04 | 7808 | 527 | 130 | 2145 | 25 | 266 | 1258 | 189 | 1048 | 390 | 47 | 1783 |
| 05 | 8451 | 476 | 200 | 2434 | 35 | 272 | 1217 | 271 | 1088 | 468 | 64 | 1926 |
| 06 | 8856 | 537 | 153 | 2535 | 38 | 283 | 1329 | 252 | 1122 | 459 | 62 | 2087 |
| 07 | 7560 | 468 | 119 | 2167 | 32 | 260 | 1294 | 217 | 1070 | 396 | 87 | 1450 |
| 08 | 7009 | 393 | 186 | 2272 | 15 | 208 | 866 | 193 | 902 | 468 | 68 | 1437 |
| 09 | 7886 | 492 | 146 | 2314 | 28 | 269 | 1357 | 189 | 1022 | 428 | 61 | 1580 |
| 10 | 8165 | 508 | 125 | 2393 | 66 | 292 | 1355 | 158 | 1080 | 397 | 60 | 1731 |
| 11 | 8545 | 503 | 151 | 2773 | 32 | 251 | 1213 | 197 | 1030 | 390 | 118 | 1888 |
| 12 | 8048 | 419 | 159 | 2513 | 31 | 194 | 1294 | 161 | 1080 | 465 | 55 | 1675 |
| 0924 | Darunter: Japan | | | | | Of which: Japan | | | | | Dont : Japan | |
| | <i>Mio ECU</i> | | | | | | | | | | | |
| 1991 | 22162 | 1128 | 1066 | 8053 | 69 | 393 | 3640 | 444 | 3000 | 989 | 116 | 3263 |
| 1992 | 20566 | 987 | 1124 | 7285 | 69 | 394 | 3307 | 630 | 2647 | 989 | 108 | 3024 |
| 1993 | 22759 | 1161 | 1208 | 8156 | 64 | 420 | 3499 | 906 | 2737 | 1110 | 104 | 3393 |
| 1994 | 26583 | 1543 | 1344 | 9319 | 79 | 743 | 3948 | 895 | 3406 | 1365 | 114 | 3826 |
| 1993 10 | 2344 | 84 | 119 | 993 | 3 | 33 | 340 | 123 | 266 | 93 | 7 | 284 |
| 11 | 2037 | 109 | 105 | 892 | 4 | 29 | 221 | 67 | 188 | 106 | 7 | 308 |
| 12 | 2293 | 96 | 103 | 851 | 6 | 39 | 349 | 94 | 261 | 119 | 10 | 365 |
| 1994 01 | 1742 | 105 | 92 | 673 | 9 | 34 | 225 | 47 | 203 | 88 | 8 | 258 |
| 02 | 1918 | 131 | 98 | 557 | 16 | 35 | 278 | 100 | 333 | 90 | 7 | 273 |
| 03 | 2201 | 139 | 136 | 686 | 5 | 57 | 307 | 78 | 296 | 127 | 8 | 362 |
| 04 | 2012 | 114 | 93 | 736 | 6 | 60 | 268 | 73 | 272 | 87 | 10 | 292 |
| 05 | 2000 | 110 | 126 | 685 | 4 | 59 | 255 | 56 | 288 | 125 | 8 | 284 |
| 06 | 2465 | 117 | 135 | 995 | 5 | 80 | 285 | 80 | 292 | 121 | 8 | 347 |
| 07 | 2245 | 153 | 115 | 709 | 4 | 79 | 445 | 76 | 252 | 107 | 13 | 292 |
| 08 | 2247 | 102 | 110 | 805 | 3 | 39 | 328 | 63 | 342 | 115 | 13 | 326 |
| 09 | 2373 | 171 | 127 | 809 | 5 | 59 | 334 | 86 | 296 | 118 | 8 | 360 |
| 10 | 2608 | 140 | 119 | 914 | 9 | 81 | 445 | 86 | 310 | 139 | 14 | 350 |
| 11 | 2289 | 132 | 81 | 882 | 5 | 82 | 278 | 67 | 274 | 119 | 8 | 361 |
| 12 | 2483 | 129 | 114 | 867 | 8 | 77 | 500 | 83 | 247 | 129 | 9 | 320 |

AUSFUHR NACH LÄNDERN
EXPORTS BY COUNTRY
EXPORTATIONS PAR PAYS

| | EUR | UEBL | DK | D(*) | GR | E | F | IRL | I | NL | P | UK |
|-------------|---------------------------|-------|------|-------|-----------------------------|-------|-------|------|--------------------------------------|-------|------|-------|
| 0925 | Entwicklungsländer | | | | Developing countries | | | | Pays en voie de développement | | | |
| | <i>Mio ECU</i> | | | | | | | | | | | |
| 1991 | 149071 | 9800 | 2810 | 37329 | 981 | 9601 | 31858 | 1167 | 20407 | 8797 | 1027 | 25294 |
| 1992 | 159804 | 10184 | 3446 | 40577 | 1059 | 10716 | 34017 | 1329 | 22383 | 9520 | 1305 | 25268 |
| 1993 | 176828 | 12092 | 3321 | 42543 | 1171 | 12551 | 36372 | 1744 | 26046 | 11399 | 1107 | 28483 |
| 1994 | 193476 | 13912 | 3919 | 47984 | 1392 | 13676 | 38851 | 2087 | 28465 | 11614 | 1266 | 30310 |
| | | | | | | | | | | | | |
| 1993 10 | 15773 | 1034 | 280 | 3716 | 106 | 1080 | 3202 | 154 | 2473 | 1033 | 90 | 2604 |
| 11 | 15909 | 1144 | 299 | 3718 | 120 | 1310 | 3085 | 161 | 2329 | 1030 | 129 | 2586 |
| 12 | 18045 | 1263 | 291 | 4520 | 132 | 1190 | 3746 | 160 | 2697 | 1170 | 124 | 2752 |
| 1994 01 | 13644 | 1057 | 290 | 3467 | 89 | 847 | 2820 | 139 | 1748 | 800 | 92 | 2294 |
| 02 | 14424 | 1203 | 253 | 3306 | 89 | 1154 | 2740 | 144 | 2229 | 869 | 86 | 2350 |
| 03 | 17320 | 1242 | 298 | 3882 | 86 | 1434 | 3486 | 163 | 2581 | 1107 | 123 | 2917 |
| 04 | 14958 | 1105 | 312 | 3611 | 88 | 976 | 2889 | 182 | 2401 | 912 | 88 | 2393 |
| 05 | 16263 | 1178 | 297 | 4297 | 125 | 1168 | 3105 | 170 | 2459 | 948 | 102 | 2414 |
| 06 | 16928 | 1249 | 328 | 4041 | 101 | 1222 | 3576 | 171 | 2489 | 1048 | 95 | 2606 |
| 07 | 16148 | 1154 | 341 | 3945 | 97 | 1194 | 3282 | 190 | 2523 | 914 | 115 | 2392 |
| 08 | 15025 | 876 | 302 | 4237 | 72 | 951 | 2836 | 153 | 2029 | 957 | 95 | 2518 |
| 09 | 15550 | 1112 | 321 | 3864 | 93 | 1069 | 3062 | 191 | 2271 | 953 | 106 | 2507 |
| 10 | 16492 | 1200 | 317 | 3723 | 206 | 1243 | 3542 | 190 | 2467 | 1031 | 109 | 2465 |
| 11 | 17626 | 1274 | 413 | 4401 | 135 | 1260 | 3330 | 214 | 2442 | 1069 | 142 | 2946 |
| 12 | 19100 | 1261 | 446 | 5210 | 211 | 1157 | 4182 | 180 | 2827 | 1006 | 112 | 2508 |
| | | | | | | | | | | | | |
| 0926 | Darunter: AKP | | | | Of which: ACP | | | | Dont: ACP | | | |
| | <i>Mio ECU</i> | | | | | | | | | | | |
| 1991 | 15697 | 1008 | 320 | 2427 | 101 | 673 | 4741 | 157 | 1506 | 1248 | 568 | 2947 |
| 1992 | 17109 | 1021 | 602 | 2566 | 99 | 970 | 5314 | 148 | 1442 | 1331 | 826 | 2790 |
| 1993 | 16252 | 975 | 439 | 2016 | 99 | 987 | 4949 | 199 | 1917 | 1338 | 496 | 2636 |
| 1994 | 14673 | 1109 | 564 | 1835 | 101 | 638 | 4539 | 181 | 1557 | 1154 | 438 | 2557 |
| | | | | | | | | | | | | |
| 1993 10 | 1467 | 96 | 22 | 149 | 12 | 42 | 410 | 18 | 341 | 109 | 34 | 234 |
| 11 | 1356 | 82 | 56 | 163 | 11 | 91 | 370 | 25 | 120 | 127 | 64 | 247 |
| 12 | 1501 | 94 | 24 | 216 | 11 | 70 | 460 | 15 | 119 | 146 | 41 | 304 |
| 1994 01 | 1116 | 68 | 62 | 137 | 3 | 44 | 337 | 16 | 90 | 88 | 38 | 233 |
| 02 | 1056 | 95 | 18 | 146 | 5 | 47 | 306 | 16 | 84 | 86 | 27 | 226 |
| 03 | 1173 | 82 | 20 | 140 | 6 | 83 | 323 | 16 | 110 | 104 | 46 | 243 |
| 04 | 1163 | 76 | 47 | 159 | 3 | 56 | 355 | 15 | 109 | 90 | 38 | 215 |
| 05 | 1183 | 89 | 17 | 146 | 13 | 50 | 413 | 15 | 123 | 90 | 32 | 195 |
| 06 | 1211 | 103 | 31 | 155 | 10 | 55 | 367 | 17 | 114 | 105 | 33 | 223 |
| 07 | 1122 | 83 | 39 | 132 | 5 | 39 | 351 | 16 | 121 | 106 | 38 | 192 |
| 08 | 1178 | 106 | 55 | 197 | 3 | 79 | 323 | 13 | 94 | 102 | 26 | 179 |
| 09 | 1293 | 94 | 13 | 137 | 8 | 43 | 354 | 16 | 300 | 94 | 34 | 200 |
| 10 | 1207 | 94 | 16 | 119 | 6 | 42 | 441 | 14 | 131 | 102 | 36 | 205 |
| 11 | 1417 | 112 | 123 | 200 | 20 | 55 | 402 | 13 | 105 | 103 | 56 | 228 |
| 12 | 1554 | 106 | 123 | 167 | 19 | 47 | 567 | 14 | 176 | 83 | 33 | 219 |

EINFUHR EXTRA-EG

IMPORTS EXTRA-EC

IMPORTATIONS EXTRA-CE

| | EUR | UEBL | DK | D(*) | GR | E | F | IRL | I | NL | P | UK |
|-------------|--|------|------|------|---|------|------|-----|--|------|------|------|
| 0930 | Nahrungs- und Genussmittel SITC 0-1 | | | | Food, drink and tobacco SITC 0-1 | | | | Produits alimentaires, etc CTCI 0-1 | | | |
| | <i>Mio ECU</i> | | | | | | | | | | | |
| 1991 | 38261 | 2026 | 1579 | 8728 | 475 | 3816 | 5570 | 271 | 4346 | 4153 | 946 | 6352 |
| 1992 | 37925 | 1958 | 1618 | 8692 | 449 | 4039 | 5270 | 287 | 3925 | 4429 | 960 | 6298 |
| 1993 | 36631 | 1978 | 1671 | 8265 | 374 | 3820 | 5095 | 311 | 3614 | 4180 | 904 | 6419 |
| 1994 | 41751 | 2625 | 1992 | 9245 | 393 | 4122 | 5317 | 338 | 4008 | 5734 | 1003 | 6975 |
| 1993 10 | 3158 | 186 | 164 | 736 | 30 | 310 | 426 | 28 | 326 | 328 | 58 | 566 |
| 11 | 3552 | 188 | 173 | 767 | 39 | 391 | 495 | 39 | 354 | 392 | 93 | 619 |
| 12 | 3596 | 197 | 140 | 835 | 54 | 426 | 505 | 27 | 351 | 409 | 77 | 575 |
| 1994 01 | 3183 | 199 | 146 | 708 | 18 | 258 | 450 | 37 | 299 | 425 | 76 | 568 |
| 02 | 3120 | 171 | 146 | 676 | 31 | 327 | 395 | 31 | 293 | 449 | 70 | 531 |
| 03 | 3701 | 248 | 152 | 759 | 30 | 365 | 491 | 36 | 376 | 551 | 102 | 591 |
| 04 | 3480 | 216 | 153 | 679 | 27 | 309 | 432 | 26 | 328 | 617 | 96 | 597 |
| 05 | 3374 | 205 | 181 | 683 | 30 | 332 | 446 | 25 | 315 | 479 | 92 | 586 |
| 06 | 3544 | 251 | 169 | 725 | 30 | 388 | 446 | 13 | 326 | 495 | 101 | 599 |
| 07 | 3263 | 213 | 147 | 712 | 30 | 344 | 372 | 24 | 299 | 476 | 83 | 564 |
| 08 | 3326 | 218 | 157 | 777 | 27 | 355 | 423 | 23 | 257 | 463 | 70 | 558 |
| 09 | 3501 | 207 | 195 | 772 | 40 | 356 | 442 | 25 | 347 | 464 | 89 | 563 |
| 10 | 3545 | 210 | 175 | 795 | 46 | 376 | 437 | 23 | 354 | 450 | 69 | 610 |
| 11 | 3801 | 241 | 190 | 807 | 41 | 381 | 496 | 29 | 421 | 471 | 79 | 644 |
| 12 | 3912 | 246 | 181 | 1151 | 43 | 331 | 487 | 46 | 393 | 394 | 76 | 563 |
| 0931 | Rohstoffe SITC 2+4 | | | | Raw materials SITC 2+4 | | | | Matières premières CTCI 2+4 | | | |
| | <i>Mio ECU</i> | | | | | | | | | | | |
| 1991 | 35244 | 2532 | 673 | 8444 | 574 | 2569 | 3841 | 240 | 6785 | 3845 | 684 | 5056 |
| 1992 | 34285 | 2413 | 707 | 8642 | 415 | 2537 | 3725 | 219 | 6284 | 3993 | 604 | 4744 |
| 1993 | 31806 | 2235 | 647 | 7949 | 369 | 2223 | 3286 | 235 | 5964 | 3425 | 583 | 4890 |
| 1994 | 39632 | 2906 | 851 | 9611 | 439 | 2895 | 4120 | 311 | 7344 | 5095 | 746 | 5315 |
| 1993 10 | 2569 | 186 | 48 | 653 | 23 | 140 | 288 | 26 | 479 | 275 | 43 | 408 |
| 11 | 2838 | 227 | 61 | 719 | 32 | 225 | 294 | 25 | 500 | 292 | 58 | 406 |
| 12 | 2935 | 222 | 69 | 824 | 62 | 176 | 270 | 23 | 492 | 362 | 60 | 375 |
| 1994 01 | 2843 | 230 | 53 | 620 | 17 | 196 | 352 | 23 | 538 | 344 | 60 | 410 |
| 02 | 2962 | 221 | 67 | 704 | 30 | 221 | 302 | 23 | 574 | 389 | 55 | 375 |
| 03 | 3592 | 249 | 74 | 861 | 37 | 196 | 375 | 24 | 641 | 629 | 63 | 442 |
| 04 | 3192 | 241 | 69 | 708 | 25 | 222 | 325 | 23 | 626 | 460 | 68 | 425 |
| 05 | 3499 | 263 | 88 | 828 | 43 | 256 | 391 | 25 | 675 | 402 | 64 | 463 |
| 06 | 3503 | 278 | 75 | 801 | 39 | 264 | 355 | 30 | 680 | 437 | 64 | 478 |
| 07 | 3259 | 199 | 48 | 815 | 31 | 253 | 316 | 25 | 631 | 464 | 58 | 421 |
| 08 | 2777 | 231 | 64 | 750 | 35 | 206 | 276 | 24 | 365 | 378 | 41 | 409 |
| 09 | 3274 | 232 | 72 | 784 | 37 | 252 | 353 | 25 | 657 | 369 | 64 | 429 |
| 10 | 3465 | 248 | 73 | 788 | 54 | 265 | 328 | 34 | 669 | 443 | 69 | 493 |
| 11 | 3686 | 271 | 86 | 906 | 43 | 322 | 382 | 30 | 666 | 408 | 75 | 496 |
| 12 | 3579 | 242 | 81 | 1045 | 48 | 240 | 365 | 26 | 623 | 371 | 64 | 473 |

EINFUHR EXTRA-EG

IMPORTS EXTRA-EC

IMPORTATIONS EXTRA-CE

| | EUR | UEBL | DK | D(*) | GR | E | F | IRL | I | NL | P | UK | |
|-------------|---|------|------|-------|------|-----------------------------|-------|-----|---|------|------|------|--|
| 0932 | Brennstoffe SITC 3 | | | | | Fuels SITC 3 | | | Produits énergétiques CTCI 3 | | | | |
| | <i>Mio ECU</i> | | | | | | | | | | | | |
| 1990 | 76883 | 2864 | 1466 | 18017 | 1578 | 6713 | 13875 | 363 | 12666 | 9285 | 1475 | 8581 | |
| 1991 | 70043 | 2134 | 1292 | 16793 | 1667 | 6508 | 12569 | 398 | 11189 | 8511 | 1417 | 7564 | |
| 1992 | 66755 | 3150 | 1022 | 16384 | 1892 | 6188 | 11260 | 383 | 10505 | 7202 | 1373 | 7397 | |
| 1993 | 63270 | 2466 | 1371 | 14089 | 1668 | 6118 | 10891 | 377 | 10131 | 8625 | 1646 | 5887 | |
| 1993 10 | 5656 | 334 | 77 | 1424 | 290 | 590 | 870 | 28 | 786 | 588 | 98 | 573 | |
| 11 | 5626 | 393 | 65 | 1430 | 183 | 381 | 947 | 43 | 865 | 579 | 119 | 621 | |
| 12 | 5697 | 384 | 84 | 1506 | 199 | 567 | 839 | 33 | 842 | 554 | 124 | 565 | |
| 1994 01 | 5153 | 168 | 91 | 1166 | 74 | 451 | 982 | 28 | 783 | 715 | 120 | 574 | |
| 02 | 4922 | 145 | 110 | 952 | 239 | 566 | 888 | 38 | 708 | 658 | 147 | 470 | |
| 03 | 5188 | 305 | 117 | 1160 | 125 | 584 | 834 | 32 | 793 | 670 | 118 | 450 | |
| 04 | 5143 | 225 | 101 | 1130 | 137 | 561 | 861 | 27 | 876 | 602 | 145 | 479 | |
| 05 | 5331 | 172 | 142 | 1138 | 86 | 499 | 1037 | 29 | 860 | 734 | 137 | 497 | |
| 06 | 5528 | 281 | 128 | 1281 | 138 | 496 | 897 | 33 | 796 | 844 | 145 | 489 | |
| 07 | 5408 | 154 | 105 | 1299 | 39 | 437 | 940 | 37 | 825 | 872 | 148 | 553 | |
| 08 | 5624 | 195 | 140 | 1179 | 181 | 580 | 947 | 29 | 980 | 808 | 133 | 452 | |
| 09 | 4921 | 228 | 128 | 1158 | 107 | 431 | 790 | 26 | 804 | 721 | 91 | 437 | |
| 10 | 5413 | 201 | 99 | 1154 | 345 | 501 | 923 | 29 | 837 | 669 | 142 | 512 | |
| 11 | 5298 | 228 | 96 | 1224 | 77 | 498 | 917 | 40 | 895 | 661 | 170 | 492 | |
| 12 | 5342 | 164 | 114 | 1249 | 120 | 516 | 874 | 29 | 974 | 670 | 150 | 481 | |
| 0933 | Chemische Erzeugnisse SITC 5 | | | | | Chemicals SITC 5 | | | Produits chimiques CTCI 5 | | | | |
| | <i>Mio ECU</i> | | | | | | | | | | | | |
| 1991 | 35057 | 3146 | 901 | 8850 | 435 | 2054 | 4926 | 519 | 4554 | 3459 | 339 | 5875 | |
| 1992 | 36076 | 3402 | 930 | 9077 | 472 | 2108 | 4957 | 511 | 4720 | 3650 | 362 | 5888 | |
| 1993 | 35204 | 3252 | 1055 | 8868 | 543 | 1682 | 5284 | 688 | 4767 | 3307 | 369 | 5388 | |
| 1994 | 40322 | 3529 | 1088 | 10142 | 562 | 2110 | 6278 | 784 | 5231 | 4398 | 402 | 5799 | |
| 1993 10 | 3026 | 294 | 96 | 766 | 35 | 139 | 433 | 67 | 407 | 272 | 33 | 484 | |
| 11 | 3091 | 278 | 91 | 760 | 50 | 153 | 464 | 60 | 412 | 293 | 35 | 494 | |
| 12 | 2975 | 290 | 86 | 787 | 75 | 145 | 437 | 62 | 378 | 252 | 32 | 432 | |
| 1994 01 | 3296 | 284 | 77 | 800 | 40 | 162 | 552 | 82 | 456 | 337 | 31 | 475 | |
| 02 | 3100 | 241 | 87 | 755 | 45 | 159 | 496 | 61 | 483 | 291 | 37 | 443 | |
| 03 | 3769 | 344 | 105 | 963 | 51 | 197 | 561 | 76 | 519 | 392 | 39 | 522 | |
| 04 | 3254 | 310 | 86 | 780 | 50 | 176 | 499 | 62 | 435 | 365 | 36 | 455 | |
| 05 | 3414 | 293 | 92 | 904 | 50 | 188 | 497 | 58 | 453 | 344 | 35 | 502 | |
| 06 | 3336 | 307 | 98 | 806 | 53 | 190 | 508 | 68 | 418 | 370 | 37 | 480 | |
| 07 | 3155 | 262 | 73 | 806 | 47 | 175 | 454 | 55 | 397 | 365 | 32 | 489 | |
| 08 | 2869 | 264 | 83 | 814 | 24 | 123 | 428 | 65 | 243 | 360 | 25 | 441 | |
| 09 | 3476 | 315 | 99 | 882 | 46 | 182 | 564 | 65 | 442 | 372 | 34 | 474 | |
| 10 | 3475 | 322 | 96 | 800 | 52 | 189 | 540 | 76 | 435 | 439 | 32 | 494 | |
| 11 | 3656 | 285 | 98 | 903 | 49 | 203 | 605 | 60 | 499 | 373 | 38 | 541 | |
| 12 | 3521 | 303 | 92 | 930 | 55 | 165 | 573 | 55 | 449 | 391 | 27 | 480 | |

EINFUHR EXTRA-EG

IMPORTS EXTRA-EC

IMPORTATIONS EXTRA-CE

| | EUR | UEBL | DK | D(*) | GR | E | F | IRL | I | NL | P | UK |
|-------------|---|-------|------|-------|---|------|-------|------|---|-------|------|-------|
| 0934 | Bearbeitete Waren SITC 6 | | | | Manufactured goods SITC 6 | | | | Articles manufacturés CTCI 6 | | | |
| | <i>Mio ECU</i> | | | | | | | | | | | |
| 1991 | 73812 | 7811 | 2274 | 22511 | 1066 | 2916 | 7466 | 558 | 8979 | 5054 | 750 | 14429 |
| 1992 | 73001 | 7718 | 2277 | 22693 | 957 | 2939 | 7162 | 518 | 8885 | 5295 | 759 | 13796 |
| 1993 | 71341 | 8502 | 2100 | 22187 | 883 | 2272 | 6777 | 477 | 7899 | 5083 | 660 | 14503 |
| 1994 | 84446 | 10140 | 2521 | 25700 | 1065 | 2865 | 7616 | 546 | 10186 | 7065 | 721 | 16019 |
| 1993 10 | 6009 | 745 | 183 | 1962 | 61 | 187 | 576 | 41 | 663 | 423 | 52 | 1115 |
| 11 | 6378 | 832 | 202 | 2062 | 91 | 201 | 589 | 44 | 688 | 433 | 55 | 1179 |
| 12 | 5791 | 737 | 181 | 1881 | 99 | 178 | 544 | 32 | 585 | 371 | 49 | 1134 |
| 1994 01 | 6545 | 776 | 171 | 1746 | 61 | 203 | 613 | 51 | 740 | 537 | 55 | 1594 |
| 02 | 6477 | 760 | 196 | 1941 | 72 | 214 | 590 | 38 | 754 | 488 | 51 | 1373 |
| 03 | 7281 | 909 | 213 | 2225 | 66 | 243 | 694 | 43 | 869 | 591 | 63 | 1364 |
| 04 | 6764 | 888 | 178 | 1980 | 75 | 238 | 645 | 44 | 818 | 547 | 63 | 1289 |
| 05 | 7323 | 862 | 212 | 2159 | 84 | 254 | 665 | 46 | 954 | 569 | 69 | 1449 |
| 06 | 7176 | 866 | 230 | 2136 | 99 | 250 | 693 | 45 | 948 | 606 | 56 | 1247 |
| 07 | 6615 | 779 | 162 | 2015 | 81 | 231 | 614 | 44 | 872 | 538 | 66 | 1211 |
| 08 | 6232 | 777 | 195 | 2160 | 91 | 180 | 442 | 41 | 470 | 529 | 46 | 1300 |
| 09 | 7459 | 838 | 238 | 2208 | 91 | 276 | 662 | 47 | 1040 | 742 | 66 | 1250 |
| 10 | 7363 | 879 | 243 | 2173 | 130 | 266 | 680 | 51 | 937 | 674 | 61 | 1270 |
| 11 | 7957 | 912 | 243 | 2478 | 106 | 272 | 681 | 51 | 963 | 701 | 69 | 1481 |
| 12 | 7255 | 892 | 239 | 2481 | 110 | 239 | 638 | 44 | 820 | 544 | 56 | 1191 |
| 0935 | Maschinen und Fahrzeuge SITC 7 | | | | Machinery and transport equipment SITC 7 | | | | Machines et matériel de transport CTCI 7 | | | |
| | <i>Mio ECU</i> | | | | | | | | | | | |
| 1991 | 153573 | 9043 | 3301 | 47784 | 2249 | 7901 | 23850 | 2595 | 12247 | 14258 | 1426 | 28920 |
| 1992 | 152262 | 8486 | 3007 | 47580 | 2197 | 7749 | 23460 | 2050 | 12304 | 14621 | 1579 | 29230 |
| 1993 | 152649 | 8384 | 3005 | 47314 | 2843 | 5898 | 22934 | 3375 | 10967 | 13303 | 1451 | 33175 |
| 1994 | 168992 | 8700 | 3605 | 51518 | 1738 | 6617 | 24843 | 4277 | 11765 | 16904 | 1621 | 37405 |
| 1993 10 | 13270 | 708 | 252 | 4269 | 212 | 440 | 2065 | 343 | 899 | 1093 | 135 | 2852 |
| 11 | 13724 | 722 | 243 | 4234 | 214 | 546 | 2124 | 301 | 920 | 1135 | 108 | 3177 |
| 12 | 13705 | 962 | 289 | 4272 | 289 | 423 | 1927 | 276 | 924 | 1268 | 107 | 2966 |
| 1994 01 | 12854 | 694 | 277 | 3747 | 146 | 396 | 2105 | 319 | 809 | 1464 | 107 | 2790 |
| 02 | 12790 | 654 | 227 | 3818 | 151 | 429 | 1896 | 412 | 916 | 1132 | 107 | 3050 |
| 03 | 16045 | 872 | 391 | 4899 | 161 | 554 | 2460 | 369 | 990 | 1550 | 142 | 3658 |
| 04 | 14130 | 738 | 350 | 4136 | 168 | 613 | 1811 | 368 | 1057 | 1490 | 110 | 3288 |
| 05 | 14142 | 666 | 255 | 4368 | 142 | 635 | 1874 | 337 | 1111 | 1315 | 225 | 3113 |
| 06 | 14320 | 771 | 258 | 4227 | 126 | 642 | 2164 | 298 | 987 | 1571 | 121 | 3156 |
| 07 | 13071 | 594 | 205 | 4079 | 145 | 501 | 1986 | 291 | 961 | 1157 | 120 | 3032 |
| 08 | 12020 | 626 | 244 | 3870 | 97 | 382 | 1646 | 308 | 621 | 1178 | 106 | 2941 |
| 09 | 14204 | 781 | 374 | 4125 | 104 | 688 | 2061 | 340 | 1149 | 1593 | 121 | 2868 |
| 10 | 14399 | 740 | 299 | 4460 | 123 | 573 | 2165 | 411 | 1008 | 1328 | 147 | 3145 |
| 11 | 15200 | 782 | 369 | 4637 | 164 | 617 | 2266 | 416 | 1084 | 1577 | 173 | 3115 |
| 12 | 15817 | 781 | 356 | 5153 | 212 | 587 | 2309 | 407 | 1073 | 1549 | 141 | 3249 |

EINFUHR EXTRA-EG

IMPORTS EXTRA-EC

IMPORTATIONS EXTRA-CE

| | EUR | UEBL | DK | D(*) | GR | E | F | IRL | I | NL | P | UK |
|-------------|--|------|------|-------|---|------|-------|-----|--|------|-----|-------|
| 0936 | Verschiedene bearbeitete Waren SITC 8 | | | | Other manufactured articles SITC 8 | | | | Articles manufacturés divers CTIC 8 | | | |
| | <i>Mio ECU</i> | | | | | | | | | | | |
| 1991 | 74449 | 2614 | 1855 | 27840 | 483 | 3128 | 10856 | 497 | 6403 | 5781 | 364 | 14629 |
| 1992 | 77537 | 2854 | 1870 | 28125 | 550 | 3677 | 11300 | 600 | 7025 | 6132 | 430 | 14974 |
| 1993 | 81595 | 3209 | 1907 | 30766 | 587 | 2965 | 11594 | 797 | 6551 | 6445 | 478 | 16294 |
| 1994 | 86013 | 3490 | 2121 | 31944 | 555 | 2623 | 11960 | 902 | 7067 | 7410 | 436 | 17505 |
| 1993 10 | 7145 | 273 | 168 | 2785 | 50 | 219 | 900 | 74 | 526 | 530 | 41 | 1579 |
| 11 | 7104 | 265 | 166 | 2707 | 57 | 209 | 954 | 64 | 518 | 531 | 42 | 1590 |
| 12 | 6784 | 262 | 156 | 2655 | 57 | 468 | 940 | 55 | 446 | 466 | 36 | 1243 |
| 1994 01 | 7208 | 315 | 181 | 2562 | 37 | 179 | 1081 | 116 | 602 | 713 | 30 | 1392 |
| 02 | 7382 | 301 | 183 | 2882 | 46 | 204 | 996 | 95 | 603 | 733 | 33 | 1308 |
| 03 | 8051 | 326 | 194 | 3067 | 53 | 243 | 1071 | 78 | 671 | 766 | 40 | 1542 |
| 04 | 6152 | 252 | 153 | 2153 | 51 | 199 | 851 | 71 | 527 | 554 | 39 | 1301 |
| 05 | 6547 | 244 | 159 | 2353 | 45 | 210 | 927 | 60 | 573 | 546 | 43 | 1387 |
| 06 | 6844 | 301 | 167 | 2430 | 43 | 204 | 1044 | 56 | 577 | 574 | 33 | 1416 |
| 07 | 7030 | 276 | 148 | 2636 | 35 | 213 | 1058 | 69 | 608 | 572 | 36 | 1379 |
| 08 | 7356 | 290 | 195 | 2948 | 40 | 230 | 1030 | 81 | 462 | 678 | 32 | 1369 |
| 09 | 7784 | 340 | 206 | 2901 | 49 | 266 | 1013 | 79 | 710 | 679 | 40 | 1501 |
| 10 | 7107 | 252 | 182 | 2491 | 50 | 230 | 937 | 72 | 616 | 574 | 40 | 1663 |
| 11 | 7420 | 300 | 182 | 2695 | 56 | 256 | 976 | 67 | 594 | 540 | 39 | 1716 |
| 12 | 7131 | 293 | 171 | 2827 | 50 | 187 | 975 | 59 | 524 | 481 | 33 | 1530 |

AUSFUHR EXTRA-EG

EXPORTS EXTRA-EC

EXPORTATIONS EXTRA-CE

| | EUR | UEBL | DK | D(*) | GR | E | F | IRL | I | NL | P | UK |
|-------------|--|------|------|------|---|------|------|------|--|------|-----|------|
| 0939 | Nahrungs- und Genussmittel SITC 0+1 | | | | Food, drink and tobacco SITC 0+1 | | | | Produits alimentaires, etc CTCI 0+1 | | | |
| | <i>Mio ECU</i> | | | | | | | | | | | |
| 1991 | 31686 | 1323 | 2836 | 5073 | 597 | 2277 | 7044 | 950 | 2784 | 4154 | 296 | 4351 |
| 1992 | 34080 | 1451 | 2877 | 5392 | 729 | 2441 | 7625 | 1120 | 3110 | 4457 | 330 | 4548 |
| 1993 | 36646 | 1472 | 3045 | 5792 | 776 | 2681 | 8132 | 1258 | 3205 | 5149 | 265 | 4870 |
| 1994 | 38609 | 2047 | 3361 | 6407 | 898 | 3095 | 8155 | 1464 | 3467 | 5103 | 288 | 4323 |
| 1993 10 | 3397 | 138 | 294 | 550 | 56 | 243 | 743 | 114 | 291 | 454 | 25 | 490 |
| 11 | 3483 | 132 | 299 | 577 | 79 | 296 | 695 | 107 | 291 | 490 | 38 | 480 |
| 12 | 3700 | 143 | 276 | 690 | 97 | 250 | 760 | 124 | 277 | 530 | 31 | 521 |
| 1994 01 | 2736 | 120 | 233 | 546 | 56 | 195 | 554 | 118 | 215 | 364 | 27 | 307 |
| 02 | 3039 | 138 | 256 | 527 | 77 | 229 | 627 | 106 | 250 | 416 | 20 | 393 |
| 03 | 3491 | 164 | 297 | 489 | 69 | 345 | 786 | 124 | 292 | 485 | 27 | 413 |
| 04 | 3012 | 135 | 261 | 504 | 53 | 240 | 656 | 129 | 264 | 390 | 19 | 362 |
| 05 | 3174 | 178 | 292 | 537 | 44 | 247 | 644 | 134 | 315 | 448 | 19 | 315 |
| 06 | 3421 | 187 | 310 | 597 | 68 | 266 | 739 | 117 | 295 | 474 | 17 | 351 |
| 07 | 2815 | 151 | 232 | 427 | 73 | 255 | 577 | 116 | 283 | 360 | 20 | 321 |
| 08 | 2967 | 167 | 283 | 562 | 48 | 225 | 605 | 107 | 239 | 398 | 19 | 314 |
| 09 | 3347 | 193 | 325 | 497 | 80 | 250 | 714 | 123 | 355 | 411 | 26 | 375 |
| 10 | 3562 | 189 | 302 | 591 | 128 | 270 | 781 | 128 | 331 | 429 | 26 | 386 |
| 11 | 3633 | 211 | 273 | 564 | 77 | 322 | 757 | 137 | 311 | 495 | 40 | 446 |
| 12 | 3413 | 215 | 297 | 566 | 127 | 251 | 715 | 126 | 318 | 434 | 27 | 338 |
| 0940 | Rohstoffe SITC 2+4 | | | | Raw materials SITC 2+4 | | | | Matières premières CTCI 2+4 | | | |
| | <i>Mio ECU</i> | | | | | | | | | | | |
| 1991 | 9780 | 668 | 580 | 2447 | 191 | 670 | 963 | 147 | 863 | 1747 | 340 | 1164 |
| 1992 | 9936 | 666 | 607 | 2422 | 168 | 686 | 963 | 144 | 945 | 1832 | 329 | 1153 |
| 1993 | 10679 | 750 | 556 | 2553 | 267 | 637 | 1010 | 155 | 931 | 2125 | 278 | 1416 |
| 1994 | 11896 | 820 | 738 | 3000 | 278 | 728 | 1157 | 186 | 1056 | 2289 | 312 | 1331 |
| 1993 10 | 952 | 69 | 41 | 225 | 19 | 54 | 86 | 16 | 88 | 194 | 24 | 136 |
| 11 | 936 | 72 | 45 | 217 | 23 | 56 | 86 | 11 | 81 | 185 | 25 | 136 |
| 12 | 1045 | 75 | 54 | 259 | 35 | 65 | 86 | 9 | 84 | 210 | 29 | 140 |
| 1994 01 | 842 | 54 | 53 | 224 | 18 | 47 | 84 | 21 | 70 | 153 | 20 | 98 |
| 02 | 908 | 63 | 60 | 212 | 22 | 51 | 91 | 16 | 79 | 185 | 25 | 105 |
| 03 | 1077 | 74 | 73 | 235 | 19 | 77 | 115 | 15 | 97 | 230 | 23 | 116 |
| 04 | 921 | 75 | 59 | 246 | 16 | 54 | 91 | 15 | 86 | 147 | 23 | 108 |
| 05 | 1016 | 60 | 81 | 274 | 17 | 54 | 93 | 15 | 98 | 191 | 30 | 103 |
| 06 | 966 | 72 | 71 | 245 | 14 | 57 | 92 | 16 | 87 | 171 | 20 | 120 |
| 07 | 861 | 55 | 40 | 224 | 15 | 66 | 92 | 11 | 85 | 153 | 29 | 92 |
| 08 | 953 | 61 | 52 | 256 | 10 | 55 | 79 | 20 | 65 | 218 | 26 | 111 |
| 09 | 1023 | 76 | 55 | 253 | 14 | 61 | 100 | 8 | 82 | 221 | 29 | 123 |
| 10 | 1111 | 70 | 66 | 285 | 37 | 64 | 107 | 14 | 103 | 216 | 37 | 112 |
| 11 | 1081 | 77 | 63 | 256 | 41 | 77 | 103 | 16 | 89 | 211 | 23 | 125 |
| 12 | 1137 | 82 | 65 | 288 | 55 | 63 | 111 | 19 | 114 | 193 | 27 | 118 |

AUSFUHR EXTRA-EG

EXPORTS EXTRA-EC

EXPORTATIONS EXTRA-CE

| | EUR | UEBL | DK | D(*) | GR | E | F | IRL | I | NL | P | UK |
|-------------|---|------|------|-------|-----------------------------|------|-------|------|---|------|-----|-------|
| 0941 | Brennstoffe SITC 3 | | | | Fuels SITC 3 | | | | Produits énergétiques CTCI 3 | | | |
| | <i>Mio ECU</i> | | | | | | | | | | | |
| 1991 | 15146 | 1262 | 602 | 2501 | 471 | 855 | 1558 | 7 | 1953 | 1477 | 160 | 4299 |
| 1992 | 14546 | 1267 | 576 | 2469 | 299 | 723 | 1544 | 4 | 1863 | 1303 | 182 | 4315 |
| 1993 | 17096 | 1008 | 642 | 2383 | 512 | 1011 | 1864 | 14 | 2473 | 1528 | 171 | 5491 |
| 1994 | 13832 | 1080 | 633 | 2136 | 715 | 828 | 1764 | 14 | 2144 | 1623 | 279 | 2616 |
| 1993 10 | 1658 | 73 | 41 | 213 | 70 | 94 | 193 | 0 | 259 | 171 | 13 | 531 |
| 11 | 1384 | 70 | 62 | 211 | 54 | 87 | 170 | 6 | 157 | 134 | 22 | 412 |
| 12 | 1510 | 130 | 62 | 244 | 50 | 78 | 160 | 0 | 216 | 95 | 34 | 441 |
| 1994 01 | 1131 | 59 | 55 | 165 | 62 | 65 | 149 | 0 | 150 | 146 | 26 | 255 |
| 02 | 1254 | 132 | 58 | 184 | 24 | 65 | 133 | 6 | 133 | 148 | 22 | 348 |
| 03 | 1307 | 99 | 57 | 162 | 19 | 86 | 199 | 5 | 156 | 154 | 28 | 343 |
| 04 | 1432 | 66 | 58 | 193 | 61 | 69 | 216 | 0 | 192 | 128 | 15 | 433 |
| 05 | 1327 | 97 | 40 | 150 | 67 | 76 | 153 | 0 | 178 | 130 | 16 | 420 |
| 06 | 1516 | 134 | 49 | 198 | 47 | 59 | 136 | 0 | 219 | 120 | 18 | 536 |
| 07 | 984 | 79 | 54 | 168 | 67 | 53 | 124 | 0 | 199 | 155 | 33 | 51 |
| 08 | 1040 | 125 | 58 | 176 | 24 | 84 | 126 | 2 | 210 | 154 | 28 | 55 |
| 09 | 915 | 73 | 40 | 197 | 27 | 70 | 96 | 0 | 221 | 124 | 28 | 40 |
| 10 | 872 | 69 | 58 | 143 | 92 | 66 | 119 | 0 | 151 | 121 | 23 | 29 |
| 11 | 963 | 87 | 52 | 176 | 93 | 71 | 136 | 0 | 139 | 121 | 29 | 59 |
| 12 | 1090 | 59 | 55 | 224 | 133 | 64 | 177 | 0 | 197 | 122 | 12 | 48 |
| 0942 | Chemische Erzeugnisse SITC 5 | | | | Chemicals SITC 5 | | | | Produits chimiques CTCI 5 | | | |
| | <i>Mio ECU</i> | | | | | | | | | | | |
| 1991 | 58524 | 4202 | 1801 | 21590 | 165 | 2063 | 8903 | 1248 | 4037 | 4775 | 178 | 9562 |
| 1992 | 61787 | 4532 | 1923 | 21948 | 162 | 2125 | 9379 | 1535 | 4349 | 5488 | 181 | 10165 |
| 1993 | 67995 | 5345 | 2080 | 23264 | 207 | 2326 | 10599 | 1965 | 5084 | 5909 | 171 | 11046 |
| 1994 | 71466 | 5386 | 1915 | 24059 | 203 | 2541 | 11880 | 2260 | 5569 | 6528 | 182 | 10942 |
| 1993 10 | 5937 | 486 | 185 | 1986 | 22 | 207 | 932 | 180 | 426 | 495 | 14 | 1004 |
| 11 | 5838 | 457 | 165 | 1953 | 20 | 228 | 832 | 241 | 443 | 545 | 14 | 940 |
| 12 | 6237 | 467 | 166 | 2112 | 23 | 204 | 984 | 181 | 548 | 543 | 14 | 994 |
| 1994 01 | 5191 | 422 | 133 | 1846 | 16 | 153 | 848 | 140 | 359 | 438 | 13 | 821 |
| 02 | 5620 | 440 | 135 | 1856 | 17 | 214 | 914 | 221 | 460 | 470 | 12 | 882 |
| 03 | 6325 | 471 | 173 | 2039 | 13 | 246 | 1077 | 199 | 511 | 588 | 17 | 990 |
| 04 | 5714 | 410 | 142 | 1902 | 14 | 194 | 940 | 170 | 493 | 494 | 12 | 942 |
| 05 | 6062 | 427 | 169 | 2067 | 17 | 208 | 967 | 271 | 472 | 579 | 17 | 869 |
| 06 | 6324 | 474 | 189 | 2033 | 16 | 270 | 1047 | 232 | 487 | 586 | 15 | 976 |
| 07 | 5676 | 394 | 161 | 1844 | 18 | 233 | 947 | 188 | 464 | 491 | 18 | 918 |
| 08 | 5930 | 473 | 172 | 2128 | 12 | 156 | 917 | 176 | 369 | 590 | 19 | 920 |
| 09 | 6093 | 481 | 164 | 2035 | 21 | 226 | 1049 | 178 | 455 | 562 | 15 | 908 |
| 10 | 6217 | 445 | 157 | 2115 | 22 | 236 | 1020 | 163 | 458 | 697 | 14 | 889 |
| 11 | 6059 | 457 | 166 | 2070 | 19 | 208 | 974 | 174 | 488 | 528 | 13 | 963 |
| 12 | 6254 | 491 | 153 | 2125 | 20 | 197 | 1181 | 149 | 552 | 506 | 17 | 865 |

AUSFUHR EXTRA-EG

EXPORTS EXTRA-EC

EXPORTATIONS EXTRA-CE

| | EUR | UEBL | DK | D(*) | GR | E | F | IRL | I | NL | P | UK |
|-------------|---|-------|------|-------|---|------|-------|------|---|-------|-----|-------|
| 0943 | Bearbeitete Waren SITC 6 | | | | Manufactured goods SITC 6 | | | | Articles manufacturés CTCI 6 | | | |
| | <i>Mio ECU</i> | | | | | | | | | | | |
| 1991 | 73158 | 9027 | 1508 | 23791 | 543 | 3910 | 9225 | 251 | 11226 | 3293 | 821 | 9564 |
| 1992 | 72436 | 8726 | 1464 | 23707 | 605 | 3981 | 9264 | 279 | 11513 | 3305 | 855 | 8737 |
| 1993 | 80844 | 10736 | 1306 | 24938 | 664 | 4798 | 9868 | 352 | 13527 | 3641 | 847 | 10166 |
| 1994 | 88773 | 11616 | 1375 | 27699 | 734 | 5112 | 10644 | 386 | 15150 | 4110 | 965 | 10982 |
| 1993 10 | 7323 | 923 | 120 | 2309 | 56 | 434 | 883 | 32 | 1217 | 352 | 75 | 922 |
| 11 | 7315 | 1023 | 124 | 2248 | 66 | 455 | 853 | 34 | 1190 | 329 | 75 | 918 |
| 12 | 7695 | 1036 | 103 | 2454 | 71 | 443 | 937 | 35 | 1307 | 323 | 78 | 908 |
| 1994 01 | 6097 | 932 | 93 | 1885 | 39 | 319 | 778 | 27 | 935 | 296 | 64 | 730 |
| 02 | 6844 | 982 | 99 | 1940 | 50 | 457 | 846 | 30 | 1193 | 274 | 63 | 910 |
| 03 | 7711 | 1066 | 112 | 2113 | 50 | 531 | 942 | 30 | 1375 | 363 | 90 | 1039 |
| 04 | 7134 | 994 | 108 | 2033 | 40 | 401 | 877 | 33 | 1339 | 319 | 76 | 914 |
| 05 | 7932 | 972 | 119 | 2652 | 73 | 450 | 931 | 30 | 1399 | 371 | 81 | 852 |
| 06 | 8288 | 1056 | 135 | 2640 | 72 | 475 | 994 | 30 | 1440 | 369 | 80 | 999 |
| 07 | 7211 | 1056 | 88 | 1952 | 53 | 421 | 900 | 39 | 1318 | 338 | 106 | 939 |
| 08 | 6432 | 557 | 119 | 2456 | 46 | 360 | 657 | 23 | 1000 | 334 | 64 | 815 |
| 09 | 7033 | 939 | 129 | 2106 | 52 | 401 | 874 | 38 | 1137 | 359 | 80 | 920 |
| 10 | 7977 | 1054 | 128 | 2605 | 127 | 461 | 959 | 37 | 1310 | 375 | 85 | 836 |
| 11 | 8143 | 1039 | 134 | 2684 | 53 | 459 | 918 | 36 | 1316 | 351 | 90 | 1063 |
| 12 | 7974 | 971 | 110 | 2633 | 78 | 377 | 969 | 35 | 1389 | 361 | 86 | 965 |
| 0944 | Maschinen und Fahrzeuge SITC 7 | | | | Machinery and transport equipment SITC 7 | | | | Machines et matériel de transport CTCI 7 | | | |
| | <i>Mio ECU</i> | | | | | | | | | | | |
| 1991 | 183524 | 5329 | 3908 | 75669 | 151 | 4568 | 31254 | 1517 | 21565 | 8846 | 412 | 30306 |
| 1992 | 189504 | 5512 | 4360 | 77818 | 184 | 5267 | 33574 | 1631 | 22240 | 9690 | 566 | 28661 |
| 1993 | 211999 | 7022 | 4320 | 84683 | 254 | 6612 | 35535 | 2619 | 26451 | 11785 | 559 | 32158 |
| 1994 | 232918 | 8733 | 5028 | 95212 | 294 | 7485 | 38913 | 2938 | 28902 | 10401 | 639 | 34373 |
| 1993 10 | 19222 | 706 | 406 | 7695 | 20 | 574 | 3004 | 283 | 2383 | 1196 | 40 | 2916 |
| 11 | 19627 | 739 | 392 | 7641 | 21 | 722 | 3137 | 248 | 2439 | 1173 | 42 | 3073 |
| 12 | 22458 | 755 | 476 | 9078 | 30 | 628 | 3762 | 249 | 2921 | 1224 | 52 | 3283 |
| 1994 01 | 16225 | 789 | 343 | 6493 | 13 | 447 | 2744 | 212 | 1803 | 792 | 38 | 2551 |
| 02 | 16719 | 670 | 342 | 6684 | 22 | 648 | 2613 | 171 | 2248 | 806 | 41 | 2475 |
| 03 | 20459 | 802 | 369 | 8144 | 19 | 703 | 3532 | 209 | 2577 | 934 | 51 | 3120 |
| 04 | 18527 | 708 | 412 | 7432 | 16 | 544 | 3010 | 237 | 2437 | 862 | 39 | 2831 |
| 05 | 19579 | 807 | 382 | 8206 | 23 | 652 | 2997 | 200 | 2579 | 874 | 52 | 2807 |
| 06 | 20448 | 736 | 367 | 8520 | 26 | 649 | 3508 | 243 | 2534 | 869 | 51 | 2945 |
| 07 | 19339 | 620 | 442 | 7525 | 25 | 655 | 3572 | 283 | 2595 | 805 | 50 | 2789 |
| 08 | 17318 | 549 | 405 | 7768 | 21 | 410 | 2476 | 209 | 1934 | 807 | 47 | 2692 |
| 09 | 19267 | 834 | 413 | 7856 | 25 | 571 | 3244 | 277 | 2308 | 868 | 50 | 2821 |
| 10 | 20010 | 698 | 422 | 7791 | 28 | 789 | 3727 | 266 | 2406 | 875 | 48 | 2960 |
| 11 | 21724 | 823 | 524 | 9203 | 25 | 726 | 3271 | 339 | 2459 | 923 | 121 | 3310 |
| 12 | 23304 | 699 | 610 | 9591 | 51 | 690 | 4219 | 313 | 3023 | 986 | 52 | 3071 |

AUSFUHR EXTRA-EG

EXPORTS EXTRA-EC

EXPORTATIONS EXTRA-CE

| | EUR | UEBL | DK | D(*) | GR | E | F | IRL | I | NL | P | UK | |
|-------------|--|------|------|-------|---|------|------|-----|--|------|------|-------|--|
| 0945 | Verschiedene bearbeitete Waren SITC 8 | | | | Other manufactured articles SITC 8 | | | | Articles manufacturés divers CTCl 8 | | | | |
| | <i>Mio ECU</i> | | | | | | | | | | | | |
| 1991 | 58581 | 1358 | 2209 | 17764 | 387 | 2435 | 8052 | 564 | 12817 | 2393 | 1073 | 9529 | |
| 1992 | 60849 | 1385 | 2286 | 18268 | 399 | 2571 | 8464 | 628 | 13311 | 2654 | 1108 | 9774 | |
| 1993 | 64878 | 1544 | 2262 | 19254 | 437 | 2747 | 8705 | 905 | 14723 | 3011 | 966 | 10323 | |
| 1994 | 71860 | 1784 | 2449 | 20644 | 448 | 3115 | 9650 | 988 | 17262 | 2990 | 1046 | 11484 | |
| 1993 10 | 6130 | 142 | 217 | 1710 | 39 | 262 | 816 | 83 | 1467 | 270 | 86 | 1038 | |
| 11 | 6036 | 149 | 205 | 1728 | 46 | 294 | 725 | 96 | 1361 | 280 | 98 | 1055 | |
| 12 | 6292 | 148 | 197 | 1928 | 48 | 242 | 847 | 87 | 1370 | 349 | 80 | 996 | |
| 1994 01 | 4887 | 129 | 184 | 1447 | 26 | 185 | 652 | 72 | 1095 | 193 | 77 | 825 | |
| 02 | 5719 | 141 | 201 | 1550 | 40 | 256 | 761 | 71 | 1557 | 222 | 78 | 843 | |
| 03 | 6363 | 176 | 223 | 1671 | 36 | 311 | 858 | 98 | 1571 | 278 | 96 | 1046 | |
| 04 | 5625 | 143 | 189 | 1597 | 38 | 237 | 763 | 94 | 1393 | 233 | 71 | 866 | |
| 05 | 5697 | 147 | 177 | 1740 | 31 | 242 | 708 | 82 | 1325 | 249 | 76 | 921 | |
| 06 | 6217 | 157 | 197 | 1848 | 35 | 264 | 838 | 89 | 1440 | 280 | 84 | 984 | |
| 07 | 5820 | 128 | 157 | 1536 | 37 | 296 | 857 | 97 | 1479 | 199 | 124 | 909 | |
| 08 | 5780 | 135 | 210 | 1890 | 26 | 209 | 709 | 53 | 1304 | 254 | 80 | 910 | |
| 09 | 6162 | 158 | 241 | 1733 | 40 | 258 | 861 | 71 | 1483 | 263 | 99 | 954 | |
| 10 | 6711 | 157 | 224 | 1996 | 52 | 305 | 919 | 79 | 1648 | 252 | 90 | 987 | |
| 11 | 6419 | 151 | 230 | 1721 | 42 | 290 | 831 | 104 | 1506 | 269 | 88 | 1188 | |
| 12 | 6459 | 162 | 213 | 1915 | 45 | 261 | 892 | 78 | 1461 | 298 | 83 | 1051 | |

VERBRAUCHERPREISE
CONSUMER PRICES
PRIX A LA CONSOMMATION

| | EUR | B | DK | D(*) | GR | E | F | IRL | I | L | NL | P | UK | USA | JAP |
|-------------|--|-------|-------|-------|--|-------|-------|-------|-------|-------|-------|---|-------|-------|-------|
| 1001 | Gesamtindex | | | | General index | | | | | | | Indice général | | | |
| | <i>1985 = 100</i> | | | | | | | | | | | | | | |
| 1991 | 129.1 | 114.6 | 124.1 | 110.7 | 266.0 | 145.0 | 120.2 | 121.3 | 140.0 | 112.4 | 108.3 | 189.6 | 141.1 | 126.6 | 110.4 |
| 1992 | 134.5 | 117.4 | 126.7 | 115.1 | 308.1 | 153.5 | 123.0 | 125.1 | 147.3 | 115.9 | 111.7 | 206.7 | 146.4 | 130.5 | 112.3 |
| 1993 | 139.1 | 120.6 | 128.3 | 119.9 | 352.6 | 160.6 | 125.6 | 126.9 | 153.8 | 120.1 | 114.6 | 220.0 | 148.7 | 134.3 | 113.8 |
| 1994 | 143.5 | 123.5 | 130.9 | 123.5 | 391.1 | 168.1 | 127.8 | 129.8 | 160.0 | 122.7 | 117.8 | 231.5 | 152.4 | 137.8 | 114.6 |
| | <i>1985 = 100</i> | | | | | | | | | | | | | | |
| 1994 08 | 143.8 | 124.4 | 131.3 | 123.3 | 388.5 | 169.3 | 127.8 | 130.5 | 160.4 | 123.0 | 118.2 | 232.2 | 153.0 | 138.6 | 114.4 |
| 09 | 144.1 | 124.2 | 131.4 | 123.1 | 401.1 | 169.7 | 128.1 | 130.5 | 160.9 | 123.4 | 119.2 | 232.7 | 153.3 | 138.9 | 114.8 |
| 10 | 144.4 | 123.9 | 131.7 | 123.0 | 406.0 | 170.0 | 128.5 | 130.7 | 161.7 | 123.6 | 119.3 | 233.6 | 153.5 | 139.0 | 115.3 |
| 11 | 144.6 | 123.9 | 132.0 | 123.1 | 407.3 | 170.3 | 128.5 | 130.7 | 162.4 | 123.9 | 119.0 | 234.0 | 153.6 | 139.2 | 115.0 |
| 12 | 144.9 | 124.0 | 132.0 | 123.4 | 411.9 | 171.1 | 128.3 | 130.7 | 162.8 | 124.1 | 118.5 | 234.7 | 154.3 | 139.2 | 114.7 |
| 1995 01 | 145.5 | 124.5 | 132.1 | 123.7 | 410.2 | 172.9 | 128.7 | 131.8 | 163.4 | 124.5 | 118.8 | 237.5 | 154.3 | 139.8 | 114.7 |
| 02 | 146.4 | 124.8 | 132.7 | 124.3 | 408.5 | 173.7 | 129.2 | 131.8 | 164.8 | 124.7 | 119.4 | 239.2 | 155.3 | 140.3 | 114.2 |
| 03 | 147.1 | 124.7 | 133.1 | 124.3 | 420.2 | 174.8 | 129.5 | 131.8 | 165.8 | 124.8 | 120.0 | 240.4 | 155.9 | 140.8 | 114.1 |
| 04 | 147.9 | 124.9 | 133.5 | 124.6 | 425.2 | 175.7 | 129.6 | 133.1 | 166.6 | 124.8 | 120.2 | 241.3 | 157.5 | 141.3 | 114.6 |
| 05 | 148.4 | 124.9 | 134.0 | 124.7 | 428.1 | 175.7 | 129.9 | 133.1 | 167.5 | 125.0 | 120.0 | 241.1 | 158.1 | 141.5 | 114.9 |
| 06 | 148.9 | 125.0 | 133.8 | 125.1 | 431.9 | 176.0 | 129.9 | 133.1 | 168.7 | 125.1 | 119.8 | 240.4 | 158.4 | 141.8 | 114.8 |
| 07 | 149.0 | 125.7 | 133.2 | 125.4 | 421.8 | 176.0 | 129.6 | 133.8 | 169.0 | 125.2 | 119.8 | 240.4 | 157.6 | 141.8 | 114.0 |
| 08 | 149.5 | 126.0 | 133.4 | 125.2 | 422.1 | 176.4 | 130.2 | 133.8 | 169.4 | 125.1 | 120.0 | 241.6 | 158.5 | 142.2 | 114.2 |
| 09 | 150.1 | 125.7 | 134.2 | 125.1 | 434.8 | 177.2 | 130.7 | 133.8 | 169.9 | 125.3 | 121.0 | 242.1 | 159.2 | 142.5 | 115.0 |
| 10 | 150.3 | 125.4 | 134.2 | 125.0 | 439.7 | 177.5 | 130.8 | 133.8 | 170.7 | 125.5 | 120.9 | 243.1 | 158.4 | 142.9 | 114.7 |
| 1002 | Nahrungsmittel ohne Getränke und Gaststättenverzehr | | | | Food excluding drinks and meals out | | | | | | | Produits alimentaires sans repas et boissons à l'extérieur | | | |
| | <i>1985 = 100</i> | | | | | | | | | | | | | | |
| 1991 | 130.6 | 109.4 | 112.1 | 108.2 | 259.3 | 141.2 | 119.3 | 117.7 | 140.2 | 112.1 | 103.7 | 176.4 | 132.1 | 130.8 | |
| 1992 | 134.7 | 108.9 | 114.0 | 110.8 | 295.8 | 145.5 | 119.6 | 119.1 | 148.2 | 112.5 | 105.6 | 183.9 | 135.0 | 131.3 | |
| 1993 | 136.1 | 108.2 | 113.7 | 111.5 | 333.3 | 145.7 | 119.4 | 118.8 | 150.2 | 111.7 | 105.3 | 185.5 | 137.3 | 134.5 | |
| 1994 | 140.2 | 110.1 | 117.1 | 113.2 | 376.3 | 153.8 | 121.2 | 122.9 | 155.5 | 114.0 | 107.2 | 192.4 | 138.9 | 138.3 | |
| | <i>1985 = 100</i> | | | | | | | | | | | | | | |
| 1994 08 | 140.4 | 112.0 | 118.4 | 113.4 | 374.1 | 155.1 | 119.8 | 123.8 | 155.7 | 114.8 | 107.5 | 193.1 | 139.7 | 138.9 | |
| 09 | 140.8 | 112.0 | 118.8 | 113.0 | 381.5 | 156.0 | 120.7 | 123.8 | 156.7 | 115.4 | 108.2 | 192.5 | 138.5 | 139.2 | |
| 10 | 141.2 | 111.4 | 118.9 | 112.8 | 388.4 | 155.8 | 121.9 | 123.0 | 157.8 | 115.8 | 108.6 | 192.2 | 138.3 | 139.0 | |
| 11 | 141.2 | 110.4 | 118.9 | 112.4 | 393.2 | 156.3 | 121.1 | 123.0 | 158.4 | 116.1 | 107.8 | 192.2 | 138.7 | 139.3 | |
| 12 | 141.8 | 110.5 | 118.9 | 112.7 | 403.0 | 158.0 | 120.4 | 123.0 | 159.4 | 116.3 | 107.6 | 193.9 | 139.7 | 141.4 | |
| 1995 01 | 143.2 | 111.9 | 119.3 | 113.9 | 409.2 | 159.2 | 121.9 | 125.7 | 160.4 | 116.7 | 107.9 | 197.9 | 141.2 | 142.2 | |
| 02 | 143.9 | 112.3 | 119.9 | 114.8 | 408.0 | 160.0 | 121.8 | 125.7 | 161.6 | 117.2 | 108.4 | 198.7 | 142.1 | 141.9 | |
| 03 | 144.5 | 111.7 | 120.4 | 114.8 | 408.0 | 161.6 | 122.1 | 125.7 | 162.5 | 117.1 | 108.9 | 200.1 | 143.1 | 141.9 | |
| 04 | 145.0 | 111.1 | 120.9 | 115.3 | 416.3 | 162.0 | 122.4 | 127.2 | 163.6 | 117.2 | 108.8 | 200.6 | 142.9 | 142.4 | |
| 05 | 145.7 | 111.6 | 121.2 | 116.2 | 411.5 | 161.0 | 123.1 | 127.2 | 164.9 | 117.3 | 108.4 | 198.3 | 145.4 | 142.3 | |
| 06 | 145.6 | 110.4 | 120.4 | 116.5 | 411.8 | 160.5 | 122.7 | 127.2 | 165.9 | 117.2 | 108.7 | 195.2 | 144.2 | 141.9 | |
| 07 | 144.9 | 112.1 | 120.9 | 115.7 | 399.9 | 160.1 | 122.0 | 126.3 | 165.9 | 117.1 | 107.5 | 194.5 | 143.1 | 142.1 | |
| 08 | | 113.5 | 120.9 | | 397.6 | 161.5 | 121.1 | 126.3 | | 116.9 | 106.4 | 197.2 | 146.0 | 142.4 | |
| 09 | | 112.3 | 121.2 | | 406.5 | 162.5 | 121.1 | 126.3 | | 116.9 | 106.4 | 196.8 | 146.4 | 142.9 | |
| 10 | | 111.7 | 121.0 | | 414.5 | | 121.2 | | | 116.9 | | 197.2 | | | |

VERBRAUCHERPREISE
CONSUMER PRICES
PRIX A LA CONSOMMATION

| | EUR | B | DK | D(*) | GR | E | F | IRL | I | L | NL | P | UK | USA | JAP |
|-------------|---|-------|-------|-------|---|-------|-------|-------|-------|-------|--|-------|-------|-------|-----|
| 1003 | Getränke (zu hause) Tabak | | | | Drinks (home consumption) tobacco | | | | | | Boissons (à domicile) tabac | | | | |
| | <i>1985 = 100</i> | | | | | | | | | | | | | | |
| 1991 | 138.0 | 123.9 | 118.8 | 110.9 | 327.3 | 159.9 | 124.5 | 123.2 | 151.6 | 121.6 | 108.8 | 227.6 | 144.0 | 145.2 | |
| 1992 | 148.4 | 130.4 | 120.7 | 116.6 | 404.1 | 175.1 | 131.7 | 130.5 | 161.3 | 126.4 | 116.1 | 248.4 | 156.3 | 152.5 | |
| 1993 | 156.9 | 134.4 | 117.9 | 121.1 | 478.1 | 190.4 | 140.6 | 133.6 | 167.8 | 130.7 | 123.1 | 265.2 | 165.7 | 156.3 | |
| 1994 | 163.7 | 138.3 | 119.2 | 122.4 | 564.5 | 203.4 | 149.6 | 140.3 | 172.6 | 130.2 | 124.3 | 293.9 | 173.0 | 156.1 | |
| | <i>1985 = 100</i> | | | | | | | | | | | | | | |
| 1994 08 | 164.0 | 139.3 | 119.4 | 122.5 | 572.8 | 202.9 | 149.3 | 140.5 | 173.1 | 130.1 | 124.8 | 298.3 | 173.2 | 158.2 | |
| 09 | 164.1 | 139.2 | 119.4 | 122.6 | 573.0 | 203.2 | 149.2 | 140.5 | 173.4 | 129.8 | 124.9 | 298.6 | 173.5 | 158.1 | |
| 10 | 164.1 | 138.9 | 119.7 | 122.6 | 573.3 | 203.4 | 149.2 | 140.9 | 173.6 | 129.8 | 124.9 | 299.7 | 173.2 | 158.5 | |
| 11 | 164.3 | 138.3 | 120.2 | 122.6 | 575.2 | 203.7 | 152.4 | 140.9 | 173.9 | 130.0 | 124.7 | 301.3 | 172.2 | 158.6 | |
| 12 | 164.7 | 137.9 | 120.3 | 122.6 | 583.2 | 203.8 | 153.0 | 140.9 | 174.3 | 130.2 | 124.5 | 302.7 | 172.7 | 158.6 | |
| 1995 01 | 167.2 | 137.9 | 120.4 | 122.6 | 584.1 | 215.9 | 153.3 | 143.6 | 174.8 | 130.3 | 124.7 | 306.0 | 177.4 | 159.1 | |
| 02 | 168.4 | 138.0 | 120.4 | 123.4 | 595.0 | 217.7 | 153.5 | 143.6 | 176.0 | 130.6 | 124.8 | 306.8 | 179.5 | 159.5 | |
| 03 | 169.0 | 138.2 | 121.1 | 123.5 | 595.7 | 217.7 | 153.6 | 143.6 | 177.6 | 130.7 | 124.9 | 311.7 | 180.2 | 159.5 | |
| 04 | 169.6 | 139.5 | 121.3 | 123.6 | 603.7 | 218.2 | 153.7 | 145.3 | 179.1 | 131.1 | 124.8 | 316.4 | 180.9 | 159.9 | |
| 05 | 170.3 | 139.8 | 121.4 | 124.0 | 600.6 | 218.4 | 153.7 | 145.3 | 180.1 | 131.0 | 124.9 | 316.9 | 182.2 | 160.5 | |
| 06 | 170.5 | 139.9 | 121.4 | 124.1 | 601.3 | 218.8 | 153.9 | 145.3 | 181.6 | 131.0 | 125.0 | 317.5 | 182.2 | 160.8 | |
| 07 | 170.8 | 139.6 | 121.5 | 124.2 | 601.3 | 219.2 | 154.1 | 145.7 | 182.7 | 131.0 | 125.0 | 317.6 | 182.5 | 160.6 | |
| 08 | | 139.3 | 121.6 | | 603.2 | 219.4 | 158.4 | 145.7 | | 131.1 | 125.0 | 317.8 | 182.0 | 161.3 | |
| 09 | | 139.3 | 121.6 | | 604.1 | 219.5 | 158.7 | 145.7 | | 131.0 | 125.1 | 317.9 | 182.3 | 161.7 | |
| 10 | | 139.3 | 121.7 | | 604.4 | | 158.8 | | | 131.2 | | 318.1 | | | |
| 1004 | Bekleidung, Schuhe einschliesslich Reparatur | | | | Clothing, footwear including repairs | | | | | | Habillement, chaussures y compris réparations | | | | |
| | <i>1985 = 100</i> | | | | | | | | | | | | | | |
| 1991 | 131.0 | 129.2 | 129.6 | 110.1 | 282.0 | 150.7 | 126.8 | 111.6 | 144.6 | 120.7 | 91.5 | 215.8 | 122.7 | 122.4 | |
| 1992 | 135.6 | 132.8 | 131.8 | 113.3 | 321.4 | 158.4 | 128.6 | 113.9 | 152.2 | 124.8 | 91.9 | 241.8 | 123.0 | 125.4 | |
| 1993 | 141.4 | 135.8 | 132.8 | 116.4 | 355.4 | 182.3 | 130.6 | 114.5 | 158.0 | 129.5 | 93.2 | 258.6 | 123.5 | 127.1 | |
| 1994 | 144.4 | 138.3 | 134.1 | 118.0 | 392.8 | 187.0 | 131.1 | 116.0 | 163.0 | 132.0 | 92.3 | 269.3 | 124.7 | 126.9 | |
| | <i>1985 = 100</i> | | | | | | | | | | | | | | |
| 1994 08 | 143.3 | 138.2 | 132.5 | 118.0 | 372.1 | 186.7 | 130.2 | 115.0 | 162.9 | 132.0 | 86.7 | 269.1 | 122.8 | 124.7 | |
| 09 | 145.6 | 138.7 | 135.3 | 118.2 | 405.8 | 187.3 | 132.5 | 115.0 | 163.4 | 132.1 | 96.9 | 269.5 | 126.6 | 127.7 | |
| 10 | 146.3 | 139.1 | 136.6 | 118.3 | 426.3 | 188.5 | 132.5 | 117.1 | 164.8 | 132.6 | 97.7 | 271.0 | 126.4 | 128.6 | |
| 11 | 146.6 | 139.3 | 136.5 | 118.6 | 429.0 | 189.4 | 132.3 | 117.1 | 165.3 | 132.8 | 96.1 | 272.3 | 127.1 | 127.7 | |
| 12 | 146.4 | 139.4 | 135.6 | 118.6 | 429.0 | 189.7 | 132.0 | 117.1 | 165.7 | 132.9 | 91.3 | 272.9 | 127.2 | 124.1 | |
| 1995 01 | 143.6 | 139.4 | 128.3 | 118.6 | 389.7 | 189.7 | 127.2 | 114.8 | 166.0 | 133.0 | 82.5 | 273.3 | 121.2 | 123.1 | |
| 02 | 144.6 | 139.5 | 132.6 | 118.7 | 370.6 | 189.9 | 129.5 | 114.8 | 166.3 | 133.1 | 87.2 | 273.1 | 122.7 | 124.7 | |
| 03 | 146.8 | 139.9 | 136.1 | 118.8 | 429.2 | 190.4 | 132.8 | 114.8 | 167.1 | 133.1 | 94.7 | 273.3 | 124.5 | 127.8 | |
| 04 | 147.5 | 140.1 | 136.8 | 118.9 | 429.7 | 191.3 | 132.8 | 115.8 | 168.5 | 133.2 | 95.4 | 273.4 | 126.1 | 128.2 | |
| 05 | 147.6 | 140.2 | 136.8 | 119.0 | 431.9 | 191.8 | 132.6 | 115.8 | 168.9 | 133.4 | 93.0 | 273.8 | 126.5 | 126.9 | |
| 06 | 147.4 | 140.2 | 135.1 | 119.0 | 446.3 | 191.8 | 131.8 | 115.8 | 169.3 | 133.4 | 89.7 | 274.2 | 126.1 | 124.1 | |
| 07 | 144.9 | 140.2 | 124.9 | 119.0 | 413.3 | 192.0 | 129.0 | 113.5 | 169.4 | 133.4 | 79.8 | 274.7 | 120.3 | 122.0 | |
| 08 | | 140.2 | 127.9 | | 413.5 | 192.0 | 130.4 | 113.5 | | 133.4 | 84.3 | 274.1 | 122.2 | 123.8 | |
| 09 | | 140.5 | 137.7 | | 447.6 | 192.5 | 133.5 | 113.5 | | 133.5 | 95.1 | 275.0 | 126.9 | 126.2 | |
| 10 | | 140.7 | 137.4 | | 468.3 | 193.9 | 133.7 | | | 133.2 | | 275.0 | | | |

VERBRAUCHERPREISE
CONSUMER PRICES
PRIX A LA CONSOMMATION

| | EUR | B | DK | D(*) | GR | E | F | IRL | I | L | NL | P | UK | USA | JAP |
|-------------|--|-------|-------|-------|-------|-------------------------------------|-------|-------|-------|-------|---------------------------------------|-------|-------|-------|-----|
| 1005 | Miete, Heizung, Beleuchtung | | | | | Rent, Fuel, Power | | | | | Logement, chauffage, éclairage | | | | |
| | <i>1985 = 100</i> | | | | | | | | | | | | | | |
| 1991 | 132.0 | 103.6 | 133.3 | 109.2 | 271.7 | 144.3 | 125.3 | 111.7 | 138.8 | 97.9 | 108.6 | 197.3 | 163.4 | 124.0 | |
| 1992 | 137.1 | 106.6 | 136.3 | 113.9 | 318.8 | 153.5 | 132.4 | 113.6 | 145.2 | 100.0 | 112.8 | 215.9 | 163.3 | 127.6 | |
| 1993 | 144.0 | 111.6 | 139.6 | 119.5 | 369.2 | 172.6 | 138.5 | 114.7 | 152.1 | 107.0 | 116.7 | 231.9 | 156.0 | 131.0 | |
| 1994 | 154.4 | 114.9 | 142.6 | 123.8 | 408.1 | 180.9 | 143.7 | 116.5 | 160.5 | 109.1 | 122.2 | 241.5 | 161.4 | 134.3 | |
| | <i>1985 = 100</i> | | | | | | | | | | | | | | |
| 1994 08 | 155.8 | 115.0 | 143.1 | 124.3 | 422.3 | 181.2 | 144.2 | 116.9 | 160.7 | 109.0 | 124.4 | 242.6 | 162.9 | 135.4 | |
| 09 | 156.5 | 115.2 | 143.0 | 124.5 | 423.7 | 181.6 | 144.6 | 116.9 | 160.8 | 109.3 | 124.4 | 242.8 | 163.1 | 135.3 | |
| 10 | 157.7 | 115.4 | 142.4 | 124.9 | 416.0 | 182.4 | 145.1 | 117.3 | 162.2 | 109.7 | 124.4 | 242.8 | 165.1 | 135.2 | |
| 11 | 158.4 | 115.6 | 143.8 | 125.2 | 411.1 | 183.2 | 145.3 | 117.3 | 162.6 | 111.0 | 124.5 | 242.8 | 165.3 | 135.0 | |
| 12 | 159.1 | 115.8 | 143.2 | 125.4 | 411.5 | 184.2 | 145.5 | 117.3 | 162.7 | 111.2 | 124.5 | 242.8 | 165.5 | 134.9 | |
| 1995 01 | 160.1 | 116.2 | 144.1 | 125.8 | 416.9 | 187.4 | 145.9 | 117.3 | 163.2 | 111.9 | 125.6 | 243.3 | 165.8 | 135.8 | |
| 02 | 161.4 | 116.5 | 144.3 | 126.3 | 419.6 | 189.0 | 146.5 | 117.3 | 164.5 | 111.9 | 125.6 | 244.8 | 167.0 | 136.4 | |
| 03 | 162.5 | 116.6 | 144.3 | 126.5 | 423.4 | 190.0 | 147.0 | 117.3 | 167.4 | 111.8 | 125.7 | 246.1 | 166.8 | 136.8 | |
| 04 | 164.5 | 116.9 | 144.3 | 127.0 | 427.5 | 190.8 | 147.3 | 117.9 | 168.7 | 111.7 | 125.7 | 247.5 | 172.1 | 136.8 | |
| 05 | 165.3 | 116.9 | 145.5 | 127.2 | 457.2 | 191.1 | 147.7 | 117.9 | 169.6 | 112.3 | 125.7 | 247.7 | 171.8 | 136.9 | |
| 06 | 166.2 | 117.0 | 145.5 | 127.6 | 460.0 | 190.8 | 147.9 | 117.9 | 170.1 | 112.5 | 125.7 | 247.7 | 172.7 | 137.8 | |
| 07 | 167.0 | 117.0 | 145.5 | 127.6 | 463.8 | 191.7 | 148.3 | 118.2 | 170.5 | 112.8 | 129.6 | 247.8 | 172.3 | 138.4 | |
| 08 | | 117.2 | 145.5 | | 466.4 | 191.4 | 148.9 | 118.2 | | 113.1 | 129.6 | 247.8 | 172.7 | 138.8 | |
| 09 | | 117.8 | 145.7 | | 470.8 | 191.9 | 149.5 | 118.2 | | 113.4 | 129.6 | 247.8 | 173.0 | 138.7 | |
| 10 | | 117.9 | 145.6 | | 460.5 | 192.5 | 149.8 | | | 114.0 | | 248.0 | | | |
| 1006 | Waren und Dienstleistungen für den Haushalt | | | | | Household goods and services | | | | | Biens et services de ménage | | | | |
| | <i>1985 = 100</i> | | | | | | | | | | | | | | |
| 1991 | 128.5 | 115.8 | 120.0 | 110.5 | 252.5 | 137.5 | 120.8 | 116.8 | 138.5 | 117.7 | 109.0 | 200.6 | 126.0 | 111.8 | |
| 1992 | 133.7 | 119.3 | 123.1 | 114.4 | 283.6 | 145.0 | 123.7 | 120.0 | 145.1 | 123.5 | 111.9 | 231.3 | 130.4 | 113.7 | |
| 1993 | 137.7 | 121.8 | 123.9 | 118.0 | 308.6 | 152.4 | 125.5 | 120.0 | 151.6 | 126.7 | 112.9 | 251.3 | 132.3 | 115.0 | |
| 1994 | 140.3 | 123.4 | 124.6 | 120.4 | 336.1 | 155.9 | 126.3 | 123.4 | 156.6 | 128.9 | 113.1 | 263.0 | 133.2 | 116.7 | |
| | <i>1985 = 100</i> | | | | | | | | | | | | | | |
| 1994 08 | 140.4 | 123.6 | 123.9 | 120.5 | 320.1 | 156.1 | 126.6 | 123.5 | 157.2 | 129.1 | 113.1 | 262.8 | 133.2 | 117.0 | |
| 09 | 140.8 | 123.6 | 124.8 | 120.6 | 346.0 | 156.3 | 126.6 | 123.5 | 157.2 | 129.2 | 113.1 | 262.6 | 133.9 | 117.0 | |
| 10 | 141.0 | 123.5 | 125.0 | 120.7 | 349.7 | 156.5 | 126.6 | 124.6 | 157.5 | 129.2 | 113.1 | 264.0 | 134.0 | 117.0 | |
| 11 | 141.5 | 123.6 | 125.3 | 121.1 | 353.0 | 156.7 | 126.1 | 124.6 | 158.6 | 129.3 | 113.1 | 265.5 | 135.2 | 116.7 | |
| 12 | 141.7 | 123.7 | 125.3 | 121.1 | 355.9 | 157.0 | 126.1 | 124.6 | 158.9 | 129.5 | 113.1 | 266.5 | 136.0 | 116.4 | |
| 1995 01 | 141.4 | 123.7 | 125.8 | 121.3 | 346.8 | 157.4 | 126.2 | 125.0 | 159.0 | 129.7 | 113.2 | 268.2 | 133.4 | 117.4 | |
| 02 | 142.3 | 123.8 | 126.0 | 121.6 | 342.1 | 158.3 | 126.5 | 125.0 | 161.3 | 129.9 | 113.4 | 274.1 | 135.1 | 118.0 | |
| 03 | 143.1 | 124.0 | 126.8 | 121.8 | 361.7 | 159.2 | 127.2 | 125.0 | 161.5 | 130.5 | 113.6 | 275.2 | 136.9 | 118.2 | |
| 04 | 143.4 | 124.3 | 127.1 | 122.1 | 365.0 | 160.1 | 127.4 | 126.1 | 161.9 | 130.5 | 113.6 | 276.7 | 137.1 | 118.2 | |
| 05 | 144.1 | 124.5 | 127.4 | 122.2 | 366.4 | 160.7 | 127.5 | 126.1 | 163.8 | 130.5 | 113.7 | 277.1 | 138.4 | 118.3 | |
| 06 | 144.3 | 124.6 | 127.4 | 122.3 | 371.0 | 161.2 | 127.8 | 126.1 | 164.0 | 130.6 | 113.6 | 277.7 | 138.3 | 118.1 | |
| 07 | 144.1 | 124.6 | 127.4 | 122.4 | 348.7 | 161.8 | 127.9 | 125.9 | 164.4 | 130.5 | 113.7 | 277.0 | 137.0 | 118.6 | |
| 08 | | 124.7 | 127.2 | | 349.7 | 162.0 | 128.3 | 125.9 | | 130.6 | 113.9 | 276.5 | 138.5 | 119.0 | |
| 09 | | 124.7 | 127.6 | | 375.5 | 162.4 | 128.9 | 125.9 | | 130.7 | 113.7 | 277.0 | 139.9 | 119.3 | |
| 10 | | 124.8 | 127.7 | | 379.9 | 162.7 | 129.3 | | | 130.8 | | 276.5 | | | |

VERBRAUCHERPREISE
CONSUMER PRICES
PRIX A LA CONSOMMATION

| | EUR | B | DK | D(*) | GR | E | F | IRL | I | L | NL | P | UK | USA | JAP |
|-------------|---|-------|-------|-------|--------------------------------------|-------|-------|-------|-------|-------|---|-------|-------|-------|-----|
| 1007 | Verkehr, Nachrichtenübermittlung | | | | Transport, communications | | | | | | Transports, communications | | | | |
| | <i>1985 = 100</i> | | | | | | | | | | | | | | |
| 1991 | 123.4 | 109.9 | 124.7 | 112.1 | 281.2 | 142.2 | 116.3 | 111.0 | 130.9 | 103.9 | 110.6 | 190.7 | 132.6 | 116.4 | |
| 1992 | 129.3 | 112.0 | 127.5 | 117.1 | 331.7 | 153.0 | 119.0 | 110.6 | 137.3 | 109.1 | 114.2 | 202.5 | 141.0 | 118.9 | |
| 1993 | 135.5 | 116.3 | 129.9 | 121.7 | 401.9 | 156.7 | 122.9 | 113.4 | 145.3 | 114.7 | 117.3 | 230.4 | 146.6 | 122.6 | |
| 1994 | 141.0 | 119.9 | 133.2 | 125.7 | 424.6 | 166.1 | 125.7 | 114.6 | 152.1 | 117.9 | 122.0 | 244.1 | 150.4 | 126.2 | |
| | <i>1985 = 100</i> | | | | | | | | | | | | | | |
| 1994 08 | 142.0 | 120.9 | 134.3 | 126.5 | 432.8 | 166.0 | 126.5 | 115.9 | 153.1 | 119.1 | 122.8 | 245.6 | 151.3 | 127.7 | |
| 09 | 142.1 | 120.8 | 133.4 | 125.9 | 431.2 | 168.8 | 126.5 | 115.9 | 153.3 | 119.6 | 122.6 | 245.9 | 151.0 | 127.7 | |
| 10 | 142.0 | 119.9 | 134.0 | 125.7 | 430.2 | 169.2 | 126.2 | 115.8 | 154.1 | 119.2 | 122.2 | 246.1 | 150.1 | 127.9 | |
| 11 | 142.1 | 119.9 | 134.1 | 125.9 | 430.7 | 169.5 | 126.1 | 115.8 | 154.8 | 119.1 | 122.2 | 246.3 | 149.6 | 128.9 | |
| 12 | 142.5 | 119.9 | 134.1 | 126.0 | 432.5 | 169.4 | 126.2 | 115.8 | 154.9 | 119.3 | 122.0 | 245.9 | 150.8 | 128.9 | |
| 1995 01 | 143.4 | 119.9 | 135.1 | 126.2 | 444.7 | 171.5 | 127.4 | 116.1 | 155.3 | 119.0 | 124.2 | 249.6 | 151.3 | 129.1 | |
| 02 | 144.3 | 119.8 | 135.5 | 126.4 | 445.0 | 172.0 | 128.0 | 116.1 | 158.3 | 119.3 | 124.4 | 252.5 | 151.8 | 129.2 | |
| 03 | 144.9 | 119.9 | 135.6 | 126.4 | 446.6 | 172.6 | 127.7 | 116.1 | 160.9 | 119.5 | 124.4 | 253.6 | 152.7 | 129.7 | |
| 04 | 145.5 | 120.2 | 136.5 | 126.9 | 449.9 | 174.3 | 127.8 | 116.7 | 161.4 | 119.4 | 124.5 | 254.6 | 153.1 | 130.7 | |
| 05 | 145.6 | 120.5 | 122.6 | 126.9 | 451.3 | 174.9 | 127.9 | 116.7 | 162.6 | 119.6 | 125.1 | 256.0 | 153.3 | 131.9 | |
| 06 | 146.5 | 120.5 | 122.6 | 127.5 | 451.7 | 175.6 | 128.3 | 116.7 | 164.8 | 119.9 | 125.2 | 257.0 | 153.9 | 132.6 | |
| 07 | 146.3 | 121.1 | 121.9 | 126.9 | 451.0 | 175.2 | 128.4 | 117.0 | 164.8 | 120.2 | 125.0 | 257.2 | 153.5 | 131.7 | |
| 08 | | 121.1 | 122.6 | | 452.4 | 175.5 | 129.7 | 117.0 | | 119.7 | 125.1 | 257.1 | 153.2 | 130.8 | |
| 09 | | 121.6 | 121.2 | | 453.1 | 176.1 | 130.0 | 117.0 | | 119.9 | 125.3 | 258.1 | 152.8 | 130.5 | |
| 10 | | 121.0 | 121.9 | | 453.9 | 176.4 | 129.7 | | | 120.5 | | 258.6 | | | |
| 1008 | Erholung, Unterhaltung, Bildung | | | | Recreation, education, etc. | | | | | | Loisirs, spectacles, enseignement, culture | | | | |
| | <i>1985 = 100</i> | | | | | | | | | | | | | | |
| 1991 | 126.2 | 116.1 | 124.9 | 108.1 | 238.3 | 138.5 | 117.4 | 124.0 | 148.5 | 109.4 | 103.6 | 183.8 | 132.0 | 128.1 | |
| 1992 | 132.1 | 117.0 | 127.4 | 112.7 | 285.9 | 149.1 | 120.8 | 128.6 | 157.0 | 111.7 | 105.0 | 198.6 | 138.4 | 131.7 | |
| 1993 | 135.6 | 118.7 | 129.7 | 115.9 | 320.8 | 150.9 | 122.1 | 133.4 | 162.4 | 113.7 | 106.9 | 211.5 | 142.3 | 134.9 | |
| 1994 | 138.6 | 121.0 | 131.8 | 118.1 | 359.3 | 157.1 | 122.5 | 137.2 | 167.1 | 115.6 | 108.7 | 227.9 | 145.0 | 138.9 | |
| | <i>1985 = 100</i> | | | | | | | | | | | | | | |
| 1994 08 | 138.3 | 120.9 | 132.0 | 117.9 | 353.6 | 156.8 | 121.9 | 137.1 | 167.3 | 114.2 | 107.4 | 226.8 | 144.8 | 139.0 | |
| 09 | 139.0 | 122.1 | 132.3 | 118.3 | 386.9 | 157.8 | 122.3 | 137.1 | 167.4 | 115.2 | 108.7 | 227.5 | 145.4 | 139.5 | |
| 10 | 139.4 | 121.8 | 132.3 | 118.6 | 387.8 | 158.8 | 122.6 | 139.0 | 167.7 | 115.7 | 109.0 | 235.8 | 145.7 | 139.7 | |
| 11 | 139.7 | 121.4 | 132.7 | 118.9 | 382.9 | 159.1 | 122.7 | 139.0 | 168.8 | 116.5 | 109.0 | 236.5 | 145.8 | 140.3 | |
| 12 | 139.8 | 121.4 | 133.1 | 119.0 | 384.1 | 159.5 | 122.9 | 139.0 | 169.1 | 116.3 | 108.9 | 236.8 | 146.0 | 139.9 | |
| 1995 01 | 140.4 | 122.2 | 134.0 | 119.5 | 385.8 | 160.7 | 123.4 | 139.7 | 169.8 | 117.9 | 109.6 | 237.0 | 146.1 | 140.8 | |
| 02 | 140.7 | 122.7 | 134.3 | 119.7 | 387.6 | 161.4 | 123.7 | 139.7 | 170.4 | 117.7 | 109.9 | 238.2 | 146.2 | 141.1 | |
| 03 | 140.9 | 122.4 | 134.4 | 119.7 | 402.6 | 161.8 | 123.4 | 139.7 | 171.0 | 117.3 | 109.6 | 238.7 | 146.3 | 141.2 | |
| 04 | 141.0 | 122.4 | 134.8 | 119.6 | 407.2 | 162.2 | 123.3 | 140.9 | 171.4 | 116.7 | 109.5 | 238.9 | 146.7 | 141.9 | |
| 05 | 141.2 | 122.8 | 135.1 | 119.6 | 410.8 | 162.8 | 123.2 | 140.9 | 172.4 | 116.8 | 108.7 | 239.2 | 146.9 | 142.2 | |
| 06 | 141.4 | 122.7 | 135.3 | 119.6 | 413.6 | 162.8 | 123.3 | 140.9 | 172.5 | 116.7 | 108.3 | 239.5 | 147.4 | 141.8 | |
| 07 | 141.6 | 122.6 | 135.1 | 119.7 | 410.1 | 162.9 | 123.1 | 141.4 | 174.1 | 116.0 | 107.7 | 240.4 | 147.6 | 142.2 | |
| 08 | | 122.6 | 135.1 | | 410.8 | 162.9 | 123.0 | 141.4 | | 116.0 | 107.4 | 242.8 | 148.2 | 142.6 | |
| 09 | | 123.7 | 135.3 | | 432.4 | 164.2 | 123.4 | 141.4 | | 116.5 | 108.3 | 244.4 | 149.0 | 143.4 | |
| 10 | | 123.5 | 135.5 | | 433.4 | 165.4 | 123.9 | | | 116.7 | | 250.6 | | | |

VERBRAUCHERPREISE
CONSUMER PRICES
PRIX A LA CONSOMMATION

| | EUR | B | DK | D(*) | GR | E | F | IRL | I | L | NL | P | UK | USA | JAP |
|-------------|--|-------|-------|-------|-------|--|-------|-------|-------|-------|--|-------|-------|-------|-----|
| 1009 | Sonstige Güter und Dienstleistungen einschliesslich Gaststättenverzeh | | | | | Other goods and services including drinks and meals out | | | | | Autres biens et services repas et boissons à l'extérieur inclus | | | | |
| | <i>1985 = 100</i> | | | | | | | | | | | | | | |
| 1991 | 141.3 | 127.0 | 122.1 | 118.0 | 244.9 | 163.0 | 131.7 | 129.7 | 148.5 | 124.2 | 110.7 | 205.0 | 148.8 | 145.3 | |
| 1992 | 150.1 | 133.4 | 124.7 | 124.3 | 280.6 | 178.2 | 136.8 | 135.7 | 157.7 | 130.0 | 115.2 | 216.7 | 159.0 | 155.2 | |
| 1993 | 154.5 | 137.7 | 127.0 | 135.2 | 315.5 | 160.3 | 141.1 | 140.4 | 166.8 | 136.1 | 118.3 | 236.8 | 166.8 | 163.3 | |
| 1994 | 160.8 | 140.1 | 129.3 | 143.2 | 359.0 | 167.4 | 144.0 | 145.8 | 174.2 | 139.4 | 120.8 | 250.6 | 173.6 | 168.1 | |
| | <i>1985 = 100</i> | | | | | | | | | | | | | | |
| 1994 08 | 161.5 | 143.0 | 129.3 | 143.7 | 357.1 | 168.0 | 144.3 | 147.3 | 175.0 | 139.4 | 122.4 | 251.0 | 174.2 | 168.8 | |
| 09 | 161.9 | 140.0 | 129.6 | 143.7 | 363.9 | 169.4 | 144.5 | 147.3 | 175.6 | 139.9 | 121.7 | 252.9 | 174.7 | 170.5 | |
| 10 | 162.2 | 139.8 | 129.8 | 143.9 | 368.0 | 169.8 | 144.8 | 146.7 | 176.3 | 140.1 | 121.8 | 254.7 | 174.6 | 170.9 | |
| 11 | 163.1 | 140.9 | 130.0 | 144.3 | 369.0 | 168.9 | 144.8 | 146.7 | 177.0 | 140.2 | 121.2 | 255.1 | 178.6 | 171.3 | |
| 12 | 163.5 | 140.7 | 130.4 | 145.2 | 369.2 | 169.7 | 144.9 | 146.7 | 177.2 | 140.3 | 121.3 | 255.4 | 179.1 | 171.4 | |
| 1995 01 | 163.8 | 140.8 | 131.0 | 147.3 | 366.4 | 171.2 | 145.3 | 147.9 | 178.2 | 141.4 | 121.6 | 257.8 | 176.3 | 171.9 | |
| 02 | 164.6 | 142.3 | 131.2 | 147.9 | 379.5 | 172.4 | 145.4 | 147.9 | 179.6 | 141.8 | 121.8 | 259.7 | 176.6 | 172.8 | |
| 03 | 165.2 | 141.6 | 131.4 | 147.9 | 384.3 | 173.6 | 145.7 | 147.9 | 180.7 | 142.1 | 122.2 | 260.4 | 177.3 | 172.7 | |
| 04 | 165.9 | 142.4 | 131.6 | 148.2 | 384.8 | 174.9 | 145.9 | 148.8 | 181.4 | 142.4 | 123.0 | 261.8 | 178.0 | 173.0 | |
| 05 | 166.2 | 140.5 | 132.0 | 148.2 | 386.6 | 175.4 | 146.0 | 148.8 | 182.2 | 142.6 | 123.4 | 262.9 | 178.7 | 173.0 | |
| 06 | 167.2 | 141.2 | 132.1 | 150.5 | 395.3 | 175.6 | 146.3 | 148.8 | 183.9 | 142.7 | 123.6 | 263.9 | 179.2 | 173.8 | |
| 07 | 167.7 | 144.8 | 131.4 | 150.9 | 388.4 | 176.4 | 146.7 | 152.7 | 184.3 | 143.1 | 124.3 | 264.5 | 179.6 | 174.2 | |
| 08 | | 144.8 | 131.4 | | 394.9 | 176.7 | 147.4 | 152.7 | | 143.2 | 124.4 | 265.1 | 180.2 | 175.8 | |
| 09 | | 141.4 | 132.3 | | 403.3 | 177.3 | 147.8 | 152.7 | | 143.2 | 123.8 | 265.9 | 180.7 | 178.0 | |
| 10 | | 141.0 | 132.9 | | 410.0 | 177.4 | 147.9 | | | 143.3 | | 267.7 | | | |

**ERZEUGERPREISE
LANDWIRTSCHAFTLICHEN
PRODUKTE**

**PRODUCER PRICES OF AGRICULTURAL
PRODUCTS**

**PRIX A LA PRODUCTION DE
PRODUITS AGRICOLES**

| | EUR | B | DK | D(*) | GR | E | F | IRL | I | L | NL | P | UK | |
|-------------|---|-------|------|-------|---|-------|-------|-------|-------|--|-------|-------|-------|--|
| 1101 | Landwirtschaftliche Produkte einschliesslich Obst und Gemüse | | | | Agricultural products including fruit and vegetables | | | | | Produits agricoles avec fruits et légumes | | | | |
| | <i>1985 = 100</i> | | | | | | | | | | | | | |
| 1991 | 117.9 | 94.7 | 92.0 | 94.0 | 238.4 | 117.1 | 105.8 | 103.2 | 124.9 | 104.5 | 98.0 | 147.1 | 112.5 | |
| 1992 | 113.8 | 92.5 | 92.1 | 92.0 | 248.1 | 109.2 | 98.5 | 106.3 | 117.9 | 99.6 | 93.4 | 135.7 | 114.1 | |
| 1993 | 114.5 | 85.9 | 80.7 | 85.3 | 264.8 | 115.7 | 94.2 | 113.3 | 121.0 | 97.8 | 87.5 | 139.4 | 120.2 | |
| 1994 | | | | 86.7 | | 129.0 | | 112.2 | | | | | | |
| 1993 10 | 113.7 | 84.2 | 78.9 | 81.8 | 264.1 | 119.3 | 92.5 | 112.7 | 119.3 | 100.1 | 86.8 | 140.4 | 115.7 | |
| 11 | 114.8 | 89.8 | 79.1 | 84.1 | 263.0 | 121.8 | 94.5 | 114.0 | 119.3 | 101.1 | 91.2 | 142.1 | 112.6 | |
| 12 | 117.0 | 90.3 | 80.1 | 85.9 | 272.9 | 124.2 | 95.7 | 114.5 | 121.2 | 100.7 | 93.2 | 144.8 | 114.3 | |
| 1994 01 | 118.0 | 87.2 | 80.5 | 84.0 | 298.9 | 123.8 | 97.6 | 117.9 | 120.2 | 99.7 | 93.6 | 143.4 | 114.0 | |
| 02 | 118.7 | 88.4 | 80.9 | 84.8 | 298.4 | 127.0 | 97.5 | 117.5 | 119.5 | 98.6 | 92.7 | 148.8 | 116.0 | |
| 03 | 119.9 | 88.1 | 81.1 | 85.5 | 305.1 | 126.3 | 96.9 | 119.8 | 122.0 | 98.3 | 92.6 | 148.6 | 119.6 | |
| 04 | 120.7 | 89.7 | 82.2 | 85.7 | 308.3 | 122.8 | 98.9 | 121.5 | 124.3 | 95.0 | 90.6 | 148.1 | 122.3 | |
| 05 | 121.5 | 96.8 | 82.8 | 87.0 | 304.5 | 125.3 | 99.2 | 122.4 | 123.2 | 92.4 | 91.3 | 148.4 | 125.7 | |
| 06 | 122.1 | 91.8 | 84.4 | 85.9 | 311.8 | 129.6 | 98.9 | 119.6 | 125.3 | 92.3 | 89.0 | 148.4 | 122.5 | |
| 07 | 119.7 | 83.3 | 81.0 | 85.4 | 301.8 | 138.6 | 91.0 | 118.1 | 124.0 | 91.7 | 81.0 | 150.4 | 119.4 | |
| 08 | 121.3 | 91.2 | 78.7 | 89.8 | 307.6 | 129.5 | 94.4 | 111.4 | 127.2 | 92.3 | 86.3 | 149.3 | 122.5 | |
| 09 | 124.9 | 92.1 | 78.8 | 90.0 | 310.7 | 130.6 | 97.9 | 112.1 | 136.7 | 95.8 | 92.8 | 149.9 | 124.7 | |
| 10 | 124.0 | 90.9 | 79.3 | 90.8 | 317.8 | 130.9 | 96.3 | 112.2 | 134.8 | 99.2 | 91.9 | 148.1 | 119.8 | |
| 11 | 123.1 | 89.3 | 79.2 | 90.3 | 319.7 | 129.4 | 95.2 | 111.9 | 130.7 | 100.1 | 95.0 | 149.5 | 121.1 | |
| 12 | 123.8 | 89.3 | 78.8 | 90.7 | 315.3 | 130.6 | 95.5 | 112.5 | 131.9 | 100.0 | 97.3 | 147.2 | 123.9 | |
| 1102 | Pflanzliche Erzeugnisse | | | | Crops products including fruit and vegetables | | | | | Produits végétaux avec fruits et légumes | | | | |
| | <i>1985 = 100</i> | | | | | | | | | | | | | |
| 1991 | 133.3 | 103.8 | 91.9 | 100.3 | 251.5 | 131.8 | 111.3 | 108.7 | 134.8 | 114.8 | 107.1 | 179.1 | 115.4 | |
| 1992 | 121.3 | 91.8 | 91.3 | 88.2 | 254.3 | 116.9 | 95.7 | 104.9 | 120.6 | 88.2 | 95.3 | 160.4 | 108.5 | |
| 1993 | 122.6 | 85.3 | 78.9 | 83.8 | 269.6 | 125.8 | 90.4 | 109.4 | 121.9 | 88.7 | 92.3 | 165.6 | 109.0 | |
| 1994 | | | | 90.2 | | 144.0 | | 88.5 | | | | | | |
| 1993 10 | 119.6 | 84.4 | 74.7 | 78.9 | 265.0 | 129.6 | 84.3 | 112.7 | 117.2 | 84.5 | 92.2 | 168.2 | 97.5 | |
| 11 | 121.5 | 89.3 | 77.2 | 79.8 | 263.7 | 133.8 | 87.8 | 112.7 | 116.2 | 84.3 | 101.4 | 166.5 | 100.2 | |
| 12 | 124.5 | 85.1 | 77.9 | 81.3 | 277.4 | 134.6 | 89.8 | 112.1 | 118.2 | 84.1 | 106.7 | 173.3 | 102.7 | |
| 1994 01 | 128.6 | 84.4 | 80.2 | 82.4 | 308.3 | 137.1 | 93.8 | 114.5 | 118.9 | 87.4 | 112.8 | 176.6 | 103.0 | |
| 02 | 129.5 | 85.9 | 82.1 | 82.6 | 307.2 | 141.7 | 93.8 | 113.4 | 118.7 | 87.4 | 109.9 | 187.6 | 104.2 | |
| 03 | 131.0 | 89.4 | 81.5 | 83.8 | 314.1 | 140.1 | 92.9 | 116.6 | 122.6 | 87.4 | 111.8 | 185.8 | 106.5 | |
| 04 | 134.5 | 100.8 | 84.2 | 86.4 | 316.2 | 134.4 | 99.6 | 126.4 | 128.4 | 83.9 | 107.7 | 186.5 | 117.3 | |
| 05 | 135.6 | 116.9 | 82.8 | 87.3 | 308.8 | 138.2 | 102.4 | 129.8 | 126.8 | 83.9 | 104.8 | 181.9 | 127.1 | |
| 06 | 137.8 | 102.6 | 82.5 | 85.9 | 317.5 | 146.5 | 103.0 | 136.9 | 131.3 | 83.9 | 100.4 | 181.4 | 121.7 | |
| 07 | 132.6 | 85.7 | 75.9 | 90.9 | 302.1 | 160.2 | 88.3 | 142.1 | 128.5 | 83.9 | 83.4 | 184.7 | 106.9 | |
| 08 | 133.8 | 105.6 | 73.3 | 100.5 | 309.2 | 140.6 | 92.4 | 102.8 | 131.1 | 83.5 | 93.3 | 183.4 | 116.1 | |
| 09 | 138.7 | 106.1 | 73.5 | 100.3 | 312.0 | 143.6 | 94.6 | 104.1 | 143.7 | 83.5 | 109.9 | 186.7 | 112.1 | |
| 10 | 138.7 | 97.9 | 74.8 | 104.7 | 326.0 | 148.4 | 91.3 | 104.8 | 138.2 | 86.9 | 106.3 | 190.3 | 115.2 | |
| 11 | 136.9 | 95.7 | 73.8 | 104.1 | 328.1 | 144.8 | 89.5 | 104.3 | 131.7 | 86.9 | 115.3 | 194.8 | 115.5 | |
| 12 | 138.6 | 99.5 | 74.4 | 106.3 | 322.6 | 145.4 | 90.9 | 103.9 | 135.4 | 86.9 | 123.7 | 187.3 | 119.9 | |

**ERZEUGERPREISE
LANDWIRTSCHAFTLICHEN
PRODUKTE**

**PRODUCER PRICES OF AGRICULTURAL
PRODUCTS**

**PRIX A LA PRODUCTION DE
PRODUITS AGRICOLES**

| | EUR | B | DK | D(*) | GR | E | F | IRL | I | L | NL | P | UK |
|-------------|--|------|------|------|-------------------------------------|-------|-------|-------|------------------------------------|-------|------|-------|-------|
| 1103 | Tiere und tierische Erzeugnisse | | | | Animals and animals products | | | | Animaux et produits animaux | | | | |
| | <i>1985 = 100</i> | | | | | | | | | | | | |
| 1991 | 104.7 | 90.2 | 92.1 | 91.5 | 208.0 | 100.1 | 100.1 | 102.5 | 111.1 | 102.4 | 93.3 | 121.9 | 110.8 |
| 1992 | 107.4 | 92.8 | 92.5 | 93.5 | 233.7 | 100.4 | 101.3 | 106.4 | 114.0 | 101.8 | 92.4 | 116.3 | 117.5 |
| 1993 | 107.6 | 86.2 | 81.6 | 85.8 | 253.5 | 104.0 | 98.1 | 113.8 | 119.8 | 99.6 | 85.0 | 118.8 | 126.9 |
| 1994 | | | | 85.3 | | 111.8 | | 115.4 | | | | | |
| 1993 10 | 108.5 | 84.2 | 80.9 | 82.9 | 261.9 | 107.5 | 100.9 | 112.7 | 122.3 | 102.7 | 84.0 | 118.6 | 126.6 |
| 11 | 109.0 | 90.0 | 80.0 | 85.7 | 261.5 | 108.0 | 101.3 | 114.2 | 123.5 | 103.9 | 85.9 | 123.0 | 120.0 |
| 12 | 110.5 | 92.9 | 81.2 | 87.7 | 262.3 | 112.2 | 101.8 | 114.8 | 125.4 | 103.5 | 86.3 | 122.5 | 121.3 |
| 1994 01 | 108.9 | 88.6 | 80.7 | 84.6 | 277.0 | 108.6 | 100.9 | 118.3 | 122.0 | 101.7 | 83.8 | 117.5 | 120.6 |
| 02 | 109.4 | 89.7 | 80.3 | 85.6 | 278.0 | 110.2 | 100.7 | 118.0 | 120.7 | 100.4 | 83.8 | 118.4 | 123.1 |
| 03 | 110.3 | 87.5 | 80.9 | 86.2 | 284.0 | 110.6 | 100.4 | 120.2 | 121.3 | 100.1 | 82.6 | 119.4 | 127.4 |
| 04 | 109.0 | 84.2 | 81.2 | 85.4 | 289.8 | 109.4 | 98.3 | 120.9 | 118.5 | 96.9 | 81.8 | 118.0 | 125.3 |
| 05 | 109.6 | 87.1 | 82.8 | 86.9 | 294.4 | 110.4 | 96.3 | 121.5 | 118.3 | 93.9 | 84.3 | 122.1 | 124.9 |
| 06 | 108.8 | 86.5 | 85.3 | 86.0 | 298.7 | 110.2 | 95.5 | 117.3 | 116.9 | 93.7 | 83.1 | 122.5 | 123.0 |
| 07 | 108.5 | 82.1 | 83.4 | 83.2 | 301.2 | 113.8 | 93.4 | 114.9 | 117.7 | 93.0 | 79.7 | 123.6 | 127.0 |
| 08 | 110.5 | 84.3 | 81.2 | 85.6 | 303.9 | 116.8 | 96.1 | 112.6 | 121.7 | 93.7 | 82.7 | 122.5 | 126.3 |
| 09 | 113.1 | 85.3 | 81.3 | 86.0 | 307.6 | 115.7 | 100.7 | 113.2 | 127.0 | 97.9 | 84.0 | 121.0 | 132.2 |
| 10 | 111.2 | 87.5 | 81.5 | 85.5 | 298.7 | 110.8 | 100.6 | 113.2 | 130.1 | 101.2 | 84.5 | 115.0 | 122.6 |
| 11 | 111.2 | 86.2 | 81.7 | 85.0 | 300.1 | 111.6 | 100.1 | 112.9 | 129.2 | 102.3 | 84.6 | 114.0 | 124.5 |
| 12 | 111.0 | 84.3 | 80.8 | 84.7 | 298.3 | 113.6 | 99.5 | 113.7 | 127.0 | 102.2 | 83.7 | 115.8 | 126.3 |

LÖHNE

WAGES AND SALARIES

SALAIRES

| | EUR | B | DK | D(*) | GR | E | F | IRL | I | L | NL | P | UK | USA | JAP |
|-------------|---|-------|-------|-------|--|-------|-------|-------|-------|-------|---|-------|-------|-------|-------|
| 1201 | Stundenlöhne Industrie – nominal | | | | Hourly wages industry – nominal | | | | | | Salaires horaires industrie – nominaux | | | | |
| | <i>1990=100</i> | | | | | | | | | | | | | | |
| 1990 | 100.0 | 100.0 | 100.0 | 100.0 | 100.0 | 100.0 | 100.0 | 100.0 | 100.0 | 100.0 | 100.0 | 100.0 | 100.0 | 100.0 | 100.0 |
| 1991 | 105.5 | 104.5 | 106.1 | 116.7 | 109.1 | 104.9 | 105.7 | 108.6 | 103.4 | 103.4 | 114.9 | 108.8 | 103.3 | | |
| 1992 | 110.1 | 108.1 | 112.3 | 132.8 | 118.6 | 109.3 | 110.6 | 115.6 | 108.2 | 108.5 | 129.7 | 116.0 | 105.7 | | |
| 1993 | 113.1 | 110.1 | 118.2 | 146.8 | 125.8 | 112.6 | 116.8 | 119.6 | 113.1 | 112.7 | 137.4 | 122.2 | 109.0 | | |
| 1994 | 115.4 | | 122.0 | 165.9 | 131.9 | 114.0 | 119.0 | 123.8 | | 115.9 | | 127.7 | 112.0 | | |
| 1992 I | 108.5 | 106.9 | 109.4 | 128.8 | 117.3 | 107.6 | 108.6 | 115.1 | | 106.1 | 123.6 | 113.1 | 104.6 | | |
| II | 110.1 | 108.3 | 110.8 | 130.8 | 117.3 | 108.9 | 110.2 | 115.2 | 106.6 | 108.1 | 129.7 | 114.8 | 105.7 | | |
| III | 110.5 | 108.4 | 114.3 | 134.0 | 119.8 | 110.0 | 110.7 | 115.8 | | 109.8 | 131.8 | 117.6 | 106.2 | | |
| IV | 111.4 | 108.7 | 115.0 | 137.5 | 120.2 | 110.8 | 112.7 | 116.4 | 109.8 | 109.8 | 133.9 | 118.4 | 106.4 | | |
| 1993 I | 111.9 | 109.2 | 115.4 | 140.3 | 123.0 | 111.5 | 114.6 | 118.4 | | 111.2 | 135.2 | 119.4 | 107.7 | | |
| II | 113.3 | 109.7 | 118.3 | 144.0 | 124.9 | 112.1 | 116.3 | 118.4 | 112.0 | 112.8 | 136.4 | 121.5 | 108.4 | | |
| III | 113.4 | 110.5 | 119.2 | 147.9 | 127.5 | 113.0 | 116.9 | 120.6 | | 113.3 | 138.2 | 124.2 | 108.6 | | |
| IV | 113.7 | 111.2 | 119.8 | 154.9 | 127.9 | 113.7 | 119.2 | 120.9 | 114.2 | 113.7 | 139.9 | 123.5 | 111.3 | | |
| 1994 I | 114.5 | | 120.5 | 159.1 | 128.7 | 114.0 | 118.6 | 123.0 | | 114.7 | | 125.2 | 111.4 | | |
| II | 115.2 | | 121.4 | 162.1 | 130.7 | | 119.3 | 123.8 | | 115.8 | | 127.0 | 111.9 | | |
| III | 115.6 | | 123.0 | 167.9 | 134.0 | | 119.1 | 124.2 | | 116.4 | | 129.3 | 112.1 | | |
| IV | 116.4 | | 123.2 | 174.5 | 134.3 | | | 124.5 | | 116.6 | | 129.4 | 112.8 | | |
| 1995 I | 116.7 | | 123.2 | | 135.2 | | | 126.3 | | | | 131.1 | 114.0 | | |
| II | 117.9 | | | | | | | 126.5 | | | | 133.4 | 114.5 | | |
| III | 118.0 | | | | | | | | | | | | | | |
| 1202 | Stundenlöhne Industrie – real | | | | Hourly wages industry – in real terms | | | | | | Salaires horaires industrie – réels | | | | |
| | <i>1990=100</i> | | | | | | | | | | | | | | |
| 1990 | 100.0 | 100.0 | 100.0 | 100.0 | 100.0 | 100.0 | 100.0 | 100.0 | 100.0 | 100.0 | 100.0 | 100.0 | 100.0 | 100.0 | 100.0 |
| 1991 | 102.2 | 102.1 | 102.5 | 97.7 | 102.9 | 101.7 | 102.5 | 102.2 | 100.2 | 99.5 | 103.6 | 102.8 | 99.1 | | |
| 1992 | 104.2 | 103.4 | 104.4 | 95.9 | 105.7 | 103.5 | 103.9 | 103.4 | 101.7 | 101.2 | 107.3 | 105.6 | 98.4 | | |
| 1993 | 104.1 | 104.0 | 105.5 | 92.7 | 107.2 | 104.4 | 108.3 | 102.4 | 102.7 | 102.5 | 106.8 | 109.5 | 98.6 | | |
| 1994 | 103.8 | | 105.7 | 94.5 | 107.4 | 103.9 | 107.8 | 102.0 | | 102.5 | | 111.7 | 98.8 | | |
| 1992 I | 103.8 | 103.6 | 103.5 | 98.8 | 106.6 | 103.0 | 103.9 | 105.1 | | 100.6 | 107.1 | 105.2 | 98.9 | | |
| II | 104.8 | 103.9 | 103.5 | 96.6 | 105.5 | 103.3 | 104.6 | 104.0 | 100.9 | 101.0 | 108.3 | 104.3 | 99.0 | | |
| III | 104.1 | 103.7 | 106.1 | 99.1 | 107.1 | 104.1 | 104.3 | 103.4 | | 102.5 | 107.9 | 106.9 | 98.7 | | |
| IV | 104.7 | 103.5 | 106.0 | 94.1 | 105.6 | 104.3 | 105.5 | 103.0 | 102.3 | 101.4 | 108.7 | 106.7 | 98.1 | | |
| 1993 I | 104.1 | 104.2 | 104.6 | 94.0 | 106.7 | 104.5 | 107.1 | 103.5 | | 102.9 | 108.0 | 109.2 | 98.6 | | |
| II | 104.8 | 104.1 | 106.0 | 91.5 | 107.5 | 104.1 | 108.3 | 102.3 | 102.2 | 102.8 | 107.2 | 109.0 | 98.4 | | |
| III | 104.1 | 104.4 | 106.1 | 94.6 | 108.7 | 104.7 | 109.1 | 102.9 | | 103.1 | 107.0 | 111.3 | 98.3 | | |
| IV | 104.0 | 104.3 | 106.3 | 94.4 | 107.4 | 104.8 | 110.2 | 102.3 | 102.8 | 102.1 | 107.0 | 109.9 | 99.8 | | |
| 1994 I | 104.0 | | 105.6 | 95.9 | 106.4 | 104.9 | 109.2 | 103.0 | | 103.1 | | 111.7 | 99.6 | | |
| II | 104.1 | | 105.5 | 93.3 | 107.1 | | 109.2 | 102.8 | | 102.8 | | 111.1 | 99.2 | | |
| III | 103.3 | | 106.4 | 96.5 | 109.1 | | 108.1 | 102.2 | | 103.1 | | 113.2 | 98.7 | | |
| IV | 104.3 | | 106.3 | 95.7 | 108.1 | | | 101.4 | | 101.9 | | 112.4 | 98.5 | | |
| 1995 I | 104.1 | | 105.4 | | 107.0 | | | 101.9 | | | | 113.3 | 99.1 | | |
| II | 104.8 | | | | | | | 100.1 | | | | 112.9 | 98.5 | | |
| III | 104.2 | | | | | | | | | | | | | | |

FINANZSTATISTIKEN

FINANCIAL STATISTICS

STATISTIQUES FINANCIERES

| | BFR | DKR | DM | DR | PTA | FF | IRL | LIT | HFL | ESC | UKL | USD | YEN | |
|-------------|--|-------|-------|-----------------------------|--------|-------|--------|--------|-------|---------------------------------|--------|-------|--------|--|
| 1301 | Wechselkurs (mittel) | | | Exchange rate (mean) | | | | | | Taux de change (moyenne) | | | | |
| | <i>1 ECU = ...</i> | | | | | | | | | | | | | |
| 1991 | 42.22 | 7.909 | 2.051 | 225.22 | 128.47 | 6.973 | 0.7678 | 1533.2 | 2.311 | 178.61 | 0.7010 | 1.239 | 166.49 | |
| 1992 | 41.59 | 7.809 | 2.020 | 247.03 | 132.53 | 6.848 | 0.7607 | 1595.5 | 2.275 | 174.71 | 0.7376 | 1.298 | 164.22 | |
| 1993 | 40.47 | 7.594 | 1.936 | 268.57 | 149.12 | 6.634 | 0.8000 | 1841.2 | 2.175 | 188.37 | 0.7800 | 1.171 | 130.15 | |
| 1994 | 39.66 | 7.543 | 1.925 | 288.03 | 158.92 | 6.583 | 0.7936 | 1915.1 | 2.158 | 196.90 | 0.7759 | 1.190 | 121.32 | |
| 1994 09 | 39.44 | 7.553 | 1.916 | 291.74 | 159.05 | 6.555 | 0.8001 | 1936.3 | 2.148 | 195.32 | 0.7902 | 1.235 | 122.09 | |
| 10 | 39.44 | 7.502 | 1.917 | 293.74 | 159.29 | 6.561 | 0.7944 | 1952.6 | 2.147 | 195.87 | 0.7851 | 1.261 | 124.14 | |
| 11 | 39.39 | 7.492 | 1.914 | 294.89 | 159.49 | 6.572 | 0.7945 | 1968.2 | 2.146 | 195.43 | 0.7825 | 1.244 | 121.88 | |
| 12 | 39.29 | 7.492 | 1.911 | 295.27 | 160.81 | 6.583 | 0.7921 | 1985.5 | 2.140 | 196.00 | 0.7799 | 1.216 | 121.76 | |
| 1995 01 | 39.16 | 7.490 | 1.901 | 295.70 | 164.52 | 6.573 | 0.7970 | 1999.0 | 2.131 | 196.12 | 0.7883 | 1.241 | 123.74 | |
| 02 | 38.91 | 7.461 | 1.890 | 297.01 | 164.24 | 6.574 | 0.8051 | 2037.8 | 2.119 | 195.48 | 0.8008 | 1.259 | 123.64 | |
| 03 | 38.24 | 7.419 | 1.853 | 301.42 | 169.27 | 6.562 | 0.8240 | 2226.4 | 2.077 | 194.97 | 0.8230 | 1.317 | 119.30 | |
| 04 | 38.09 | 7.295 | 1.852 | 301.84 | 166.67 | 6.503 | 0.8233 | 2296.2 | 2.074 | 195.76 | 0.8339 | 1.341 | 112.50 | |
| 05 | 38.28 | 7.283 | 1.860 | 301.50 | 162.79 | 6.581 | 0.8156 | 2182.8 | 2.083 | 195.94 | 0.8323 | 1.322 | 112.25 | |
| 06 | 38.30 | 7.278 | 1.865 | 301.24 | 161.91 | 6.545 | 0.8163 | 2182.8 | 2.087 | 196.44 | 0.8348 | 1.331 | 112.59 | |
| 07 | 38.41 | 7.276 | 1.868 | 303.12 | 161.01 | 6.500 | 0.8198 | 2164.7 | 2.092 | 196.28 | 0.8432 | 1.345 | 117.31 | |
| 08 | 38.74 | 7.305 | 1.884 | 302.67 | 160.74 | 6.480 | 0.8127 | 2094.6 | 2.110 | 195.31 | 0.8317 | 1.304 | 123.33 | |
| 09 | 38.76 | 7.306 | 1.884 | 303.99 | 161.76 | 6.498 | 0.8105 | 2081.5 | 2.111 | 196.35 | 0.8275 | 1.289 | 129.42 | |
| 10 | 38.48 | 7.263 | 1.870 | 307.49 | 162.01 | 6.533 | 0.8194 | 2123.0 | 2.095 | 196.93 | 0.8379 | 1.322 | 133.18 | |
| 11 | 38.56 | 7.269 | 1.876 | 309.63 | 161.18 | 6.469 | 0.8237 | 2109.8 | 2.101 | 196.72 | 0.8469 | 1.324 | 134.83 | |
| 1302 | Wechselkurs | | | Exchange rate | | | | | | Taux de change | | | | |
| | <i>1 SZR = ... / 1 SDR = ... / 1 DTS = ...</i> | | | | | | | | | | | | | |
| 1992 | 45.24 | 8.494 | 2.197 | 268.48 | 144.07 | 7.448 | 0.8273 | 1734.6 | 2.474 | 189.95 | 0.8018 | 1.410 | 178.44 | |
| 1993 | 48.26 | 9.054 | 2.309 | 320.20 | 177.83 | 7.909 | 0.9536 | 2194.4 | 2.593 | 224.61 | 0.9296 | 1.400 | 155.18 | |
| 1994 | 47.83 | 9.096 | 2.321 | 347.12 | 191.60 | 7.938 | 0.9567 | 2307.4 | 2.603 | 237.44 | 0.9351 | 1.430 | 146.24 | |
| 1995 | | | | | | | | | | | | 1.470 | | |
| 1994 09 | 46.72 | 8.947 | 2.270 | 345.61 | 188.41 | 7.765 | 0.9478 | 2293.7 | 2.545 | 231.39 | 0.9361 | 1.460 | 144.63 | |
| 10 | 46.20 | 8.788 | 2.245 | 344.11 | 186.61 | 7.686 | 0.9306 | 2287.4 | 2.516 | 229.45 | 0.9197 | 1.480 | 145.42 | |
| 11 | 46.61 | 8.867 | 2.265 | 348.98 | 188.74 | 7.778 | 0.9403 | 2329.2 | 2.539 | 231.28 | 0.9260 | 1.470 | 144.23 | |
| 12 | 46.93 | 8.947 | 2.283 | 352.61 | 192.05 | 7.862 | 0.9459 | 2371.1 | 2.556 | 234.06 | 0.9314 | 1.450 | 145.41 | |
| 1995 01 | 46.26 | 8.848 | 2.246 | 349.29 | 194.33 | 7.764 | 0.9414 | 2361.3 | 2.518 | 231.67 | 0.9312 | 1.470 | 146.17 | |
| 02 | 45.70 | 8.762 | 2.220 | 348.80 | 192.87 | 7.721 | 0.9455 | 2393.1 | 2.488 | 229.56 | 0.9405 | | 145.20 | |
| 03 | 44.60 | 8.653 | 2.161 | 351.55 | 197.42 | 7.654 | 0.9610 | 2596.6 | 2.423 | 227.39 | 0.9599 | | 139.14 | |
| 04 | 44.73 | 8.566 | 2.175 | 354.45 | 195.72 | 7.636 | 0.9669 | 2696.4 | 2.436 | 229.88 | 0.9793 | | 132.11 | |
| 05 | 45.08 | 8.575 | 2.191 | 355.02 | 191.69 | 7.749 | 0.9604 | 2570.2 | 2.452 | 230.73 | 0.9800 | | 132.17 | |
| 06 | 44.99 | 8.550 | 2.190 | 353.87 | 190.19 | 7.689 | 0.9589 | 2564.1 | 2.451 | 230.76 | 0.9806 | | 132.26 | |
| 07 | 44.48 | 8.427 | 2.163 | 351.08 | 186.49 | 7.528 | 0.9495 | 2507.2 | 2.424 | 227.33 | 0.9766 | | 135.87 | |
| 08 | 44.87 | 8.462 | 2.183 | 350.62 | 186.20 | 7.507 | 0.9414 | 2426.4 | 2.444 | 226.25 | 0.9634 | | 142.86 | |
| 09 | 44.63 | 8.412 | 2.169 | 350.00 | 186.24 | 7.482 | 0.9332 | 2396.6 | 2.430 | 226.07 | 0.9528 | | 149.01 | |
| 10 | 43.61 | 8.231 | 2.120 | 348.48 | 183.61 | 7.404 | 0.9287 | 2406.0 | 2.374 | 223.18 | 0.9496 | | 150.94 | |
| 11 | 43.54 | 8.207 | 2.118 | 349.60 | 181.98 | 7.304 | 0.9301 | 2382.1 | 2.372 | 222.11 | 0.9563 | | 152.23 | |

FINANZSTATISTIKEN

FINANCIAL STATISTICS

STATISTIQUES FINANCIERES

| | BFR | DKR | DM | DR | PTA | FF | IRL | LIT | HFL | ESC | UKL | USD | YEN |
|-------------|----------------------|-------|-------|--------|--------|-------|--------|--------|-------|--------|--------|-----|--------|
| 1303 | Wechselkurs | | | | | | | | | | | | |
| | Exchange rate | | | | | | | | | | | | |
| | <i>1 USD = ...</i> | | | | | | | | | | | | |
| 1991 | 34.20 | 6.406 | 1.661 | 182.49 | 104.05 | 5.648 | 0.6219 | 1241.7 | 1.872 | 144.62 | 0.5677 | | 134.51 |
| 1992 | 32.11 | 6.030 | 1.560 | 190.66 | 102.35 | 5.288 | 0.5873 | 1232.5 | 1.756 | 134.91 | 0.5698 | | 126.85 |
| 1993 | 34.52 | 6.492 | 1.655 | 229.64 | 127.59 | 5.671 | 0.6839 | 1574.1 | 1.859 | 161.15 | 0.6664 | | 111.06 |
| 1994 | 33.41 | 6.354 | 1.621 | 242.40 | 133.83 | 5.545 | 0.6682 | 1611.8 | 1.818 | 165.85 | 0.6530 | | 102.15 |
| 1994 09 | 31.93 | 6.114 | 1.551 | 236.17 | 128.75 | 5.306 | 0.6477 | 1567.4 | 1.739 | 158.12 | 0.6397 | | 98.83 |
| 10 | 31.29 | 5.951 | 1.520 | 233.00 | 126.36 | 5.205 | 0.6301 | 1548.8 | 1.703 | 155.37 | 0.6228 | | 98.47 |
| 11 | 31.67 | 6.025 | 1.539 | 237.15 | 128.26 | 5.286 | 0.6390 | 1582.9 | 1.725 | 157.17 | 0.6293 | | 98.00 |
| 12 | 32.32 | 6.162 | 1.572 | 242.85 | 132.27 | 5.414 | 0.6515 | 1633.0 | 1.760 | 161.21 | 0.6415 | | 100.15 |
| 1995 01 | 31.57 | 6.037 | 1.532 | 238.34 | 132.59 | 5.298 | 0.6424 | 1611.2 | 1.718 | 158.08 | 0.6354 | | 99.73 |
| 02 | 30.92 | 5.929 | 1.502 | 236.00 | 130.50 | 5.224 | 0.6397 | 1618.8 | 1.684 | 155.33 | 0.6363 | | 98.24 |
| 03 | 29.04 | 5.634 | 1.407 | 228.88 | 128.52 | 4.983 | 0.6257 | 1690.3 | 1.578 | 148.05 | 0.6249 | | 90.60 |
| 04 | 28.40 | 5.438 | 1.381 | 225.03 | 124.25 | 4.848 | 0.6138 | 1711.8 | 1.546 | 145.94 | 0.6217 | | 83.87 |
| 05 | 28.98 | 5.513 | 1.408 | 228.20 | 123.21 | 4.982 | 0.6172 | 1651.8 | 1.576 | 148.31 | 0.6299 | | 84.97 |
| 06 | 28.77 | 5.467 | 1.400 | 226.26 | 121.61 | 4.916 | 0.6131 | 1639.5 | 1.567 | 147.55 | 0.6270 | | 84.57 |
| 07 | 28.56 | 5.410 | 1.389 | 225.40 | 119.73 | 4.833 | 0.6096 | 1609.7 | 1.556 | 145.95 | 0.6270 | | 87.23 |
| 08 | 29.71 | 5.603 | 1.445 | 232.15 | 123.29 | 4.970 | 0.6233 | 1606.2 | 1.619 | 149.81 | 0.6378 | | 94.61 |
| 09 | 30.08 | 5.670 | 1.462 | 235.91 | 125.53 | 5.043 | 0.6290 | 1615.1 | 1.638 | 152.38 | 0.6421 | | 100.43 |
| 10 | 29.10 | 5.493 | 1.415 | 232.57 | 122.54 | 4.941 | 0.6198 | 1605.7 | 1.585 | 148.95 | 0.6337 | | 100.73 |
| 11 | 29.13 | 5.491 | 1.417 | 233.90 | 121.76 | 4.887 | 0.6223 | 1593.8 | 1.587 | 148.61 | 0.6398 | | 101.85 |

FINANZSTATISTIKEN

FINANCIAL STATISTICS

STATISTIQUES FINANCIERES

| | B | DK | D | GR | E | F | IRL | I | NL | P | UK | USA | JAP |
|-------------|-------------------------------|------|-----|------|-------------------------------|------------------------------|------|------------------------------------|---|------|------|-----|-----|
| 1304 | Tagesgeldsatz | | | | | Day-to-day money rate | | | Taux de l'argent au jour le jour | | | | |
| | % | | | | | | | | | | | | |
| 1991 | | 9.7 | 8.8 | 22.7 | 13.2 | 9.5 | 10.5 | 11.9 | 9.0 | 15.8 | 11.8 | 5.7 | 7.5 |
| 1992 | 9.3 | 11.4 | 9.4 | 23.5 | 13.0 | 10.3 | 15.6 | 14.4 | 9.3 | 17.5 | 9.7 | 3.5 | 4.6 |
| 1993 | 8.7 | 10.4 | 7.5 | 23.5 | 12.2 | 8.7 | 15.0 | 10.2 | 7.1 | 13.3 | 6.0 | 3.0 | 3.1 |
| 1994 | 5.5 | 6.2 | 5.3 | 23.8 | 7.8 | 5.7 | 5.3 | 8.5 | 5.1 | 10.8 | 4.9 | 4.2 | 2.2 |
| | % | | | | | | | | | | | | |
| 1994 08 | 4.9 | 6.4 | 4.9 | 18.2 | 7.5 | 5.3 | | 8.9 | 4.9 | 10.3 | 4.6 | 4.5 | 2.1 |
| 09 | 4.9 | 6.5 | 4.8 | 18.4 | 7.4 | 5.3 | | 8.7 | 4.9 | 9.4 | 4.7 | 4.7 | 2.2 |
| 10 | 4.8 | 6.4 | 4.9 | 18.3 | 7.4 | 5.3 | | 8.9 | 4.9 | 9.1 | 5.3 | 4.8 | 2.2 |
| 11 | 4.9 | 6.2 | 5.0 | 18.0 | 7.4 | 5.3 | | 8.8 | 5.0 | 8.8 | 5.1 | 5.3 | 2.3 |
| 12 | 5.1 | 6.2 | 4.9 | 17.5 | 7.5 | 5.3 | | 9.0 | 5.2 | 8.7 | 5.4 | 5.5 | 2.3 |
| 1995 01 | 5.0 | 6.1 | 5.0 | 16.9 | 8.0 | 5.4 | | 9.1 | 5.0 | 8.8 | 5.6 | 5.3 | 2.3 |
| 02 | 5.3 | 5.9 | 5.0 | 16.8 | 8.1 | 5.3 | | 9.1 | 4.9 | 8.8 | 6.3 | 5.9 | 2.2 |
| 03 | 5.7 | 7.2 | 4.8 | 17.0 | 8.7 | 7.4 | | 11.0 | 4.9 | 9.9 | 5.9 | 6.0 | 2.2 |
| 04 | 4.9 | 7.0 | 4.7 | 16.6 | 8.6 | 7.7 | | 11.0 | 4.4 | 9.2 | 5.5 | 6.1 | 1.5 |
| 05 | 4.7 | 6.7 | 4.7 | 16.0 | 8.7 | 7.6 | | 10.5 | 4.4 | 9.0 | 6.0 | 6.0 | 1.3 |
| 06 | 4.6 | 6.7 | 4.6 | 15.9 | 9.4 | 7.4 | | 11.0 | 4.1 | 9.0 | 6.4 | 6.0 | 1.3 |
| 07 | 4.5 | | 4.6 | 15.5 | 9.4 | 6.8 | | 11.0 | 4.0 | 8.9 | 6.4 | 5.9 | 1.0 |
| 08 | | | 4.4 | 15.3 | 9.5 | 6.1 | | 10.4 | 4.1 | 8.7 | 6.4 | 5.7 | 0.9 |
| 09 | | | 4.2 | 15.6 | 9.3 | 5.6 | | 10.4 | 3.9 | 8.7 | 6.7 | 5.8 | 0.6 |
| 10 | | | 4.1 | 15.1 | 9.3 | 6.3 | | 10.8 | 3.8 | 8.7 | | 5.8 | 0.5 |
| | % | | | | | | | | | | | | |
| 1305 | Zentralbankdiskontsatz | | | | Official discount rate | | | Taux de l'escompte officiel | | | | | |
| | Periodenende | | | | end of period | | | fin de période | | | | | |
| | % | | | | | | | | | | | | |
| 1991 | 8.5 | 9.5 | 8.0 | 19.0 | | | | 12.0 | 8.5 | 14.5 | | 3.5 | 4.5 |
| 1992 | 7.8 | 9.5 | 8.3 | 19.0 | | | | 12.0 | 7.8 | 14.5 | | 3.0 | 3.3 |
| 1993 | 5.3 | 6.3 | 5.8 | 21.5 | | | | 8.0 | 5.0 | 13.0 | | 3.0 | 1.8 |
| 1994 | 4.5 | 5.0 | 4.5 | 20.5 | | | | 7.5 | | 10.5 | | 4.8 | 1.8 |
| | % | | | | | | | | | | | | |
| 1994 08 | 4.5 | 5.0 | 4.5 | 22.5 | | | | 7.5 | | 12.0 | | 4.0 | 1.8 |
| 09 | 4.5 | 5.0 | 4.5 | 21.5 | | | | 7.5 | | 10.5 | | 4.0 | 1.8 |
| 10 | 4.5 | 5.0 | 4.5 | 21.5 | | | | 7.5 | | 10.5 | | 4.0 | 1.8 |
| 11 | 4.5 | 5.0 | 4.5 | 20.5 | | | | 7.5 | | 10.5 | | 4.8 | 1.8 |
| 12 | 4.5 | 5.0 | 4.5 | 20.5 | | | | 7.5 | | 10.5 | | 4.8 | 1.8 |
| 1995 01 | 4.5 | 5.0 | 4.5 | 20.5 | | | | 7.5 | | 10.5 | | 4.8 | 1.8 |
| 02 | 4.5 | 5.0 | 4.5 | 20.5 | | | | 8.3 | | 10.5 | | 5.3 | 1.8 |
| 03 | 4.0 | 6.0 | 4.0 | 20.5 | | | | 8.3 | | 10.5 | | 5.3 | 1.8 |
| 04 | 4.0 | 6.0 | 4.0 | 20.5 | | | | 8.3 | | 10.5 | | 5.3 | 1.0 |
| 05 | 4.0 | 6.0 | 4.0 | 20.5 | | | | 9.0 | | 10.5 | | 5.3 | 1.0 |
| 06 | 4.0 | 6.0 | 4.0 | 20.5 | | | | 9.0 | | 10.5 | | 5.3 | 1.0 |
| 07 | 4.0 | 5.8 | 4.0 | 19.5 | | | | 9.0 | | 10.5 | | 5.3 | 1.0 |
| 08 | 3.5 | 5.0 | 3.5 | 18.5 | | | | 9.0 | | 10.5 | | 5.3 | 1.0 |
| 09 | 3.5 | 5.0 | 3.5 | 18.5 | | | | 9.0 | | 10.5 | | 5.3 | 0.5 |
| 10 | 3.5 | 5.0 | 3.5 | 18.5 | | | | 9.0 | | 10.5 | | 5.3 | 0.5 |

FINANZSTATISTIKEN

FINANCIAL STATISTICS

STATISTIQUES FINANCIERES

| | B | DK | D | GR | E | F | IRL | I | NL | P | UK | USA | JAP |
|-------------|---|----|------|---|------|------|------|--|------|------|-----|------|-----|
| 1306 | Zinssatz für Schatzwechsel (3 Monate) | | | Rate on 3-month treasury bills | | | | Taux des bons du trésor à 3 mois | | | | | |
| | % | | | | | | | | | | | | |
| 1992 | 9.4 | | 7.9 | 17.7 | 12.3 | 10.5 | | 14.5 | | 16.1 | 8.9 | 3.4 | 3.6 |
| 1993 | 8.1 | | | 18.2 | 11.2 | 8.4 | | 10.5 | | 12.2 | 5.3 | 3.0 | 2.2 |
| 1994 | 5.7 | | | 17.6 | 7.8 | 5.8 | | 8.8 | | 10.8 | 5.2 | 4.3 | 1.6 |
| | % | | | | | | | | | | | | |
| 1994 08 | 5.5 | | | 18.0 | 7.5 | 5.6 | | 9.2 | | 11.7 | 5.3 | 4.5 | 1.6 |
| 09 | 5.4 | | | 18.0 | 7.7 | 5.6 | | 9.2 | | 11.0 | 5.4 | 4.6 | 1.6 |
| 10 | 5.2 | | | 16.5 | 7.6 | 5.5 | | 9.5 | | 10.1 | 5.5 | 5.0 | 1.6 |
| 11 | 5.1 | | | 16.0 | 7.6 | 5.5 | | 9.2 | | 9.9 | 5.6 | 5.3 | 1.6 |
| 12 | 5.3 | | | 15.8 | 7.7 | 5.8 | | 9.3 | | 10.5 | 5.8 | 5.6 | 1.6 |
| 1995 01 | 5.3 | | | 15.8 | 8.3 | 5.9 | | 9.4 | | 10.6 | 5.9 | 5.7 | 1.6 |
| 02 | 5.4 | | | 15.5 | 8.3 | 5.9 | | 9.7 | | 9.9 | 6.2 | 5.8 | 1.6 |
| 03 | 6.3 | | | 15.3 | 8.9 | 8.2 | | 11.6 | | 10.7 | 6.1 | 5.7 | 1.6 |
| 04 | 5.3 | | | 15.0 | 8.8 | 8.0 | | 11.4 | | 10.8 | 6.3 | 5.7 | 0.9 |
| 05 | 5.2 | | | 14.8 | 9.0 | 7.6 | | 10.6 | | 10.0 | 6.2 | 5.7 | 0.9 |
| 06 | 4.6 | | | 14.5 | 9.3 | 7.3 | | 11.1 | | 9.8 | 6.4 | 5.5 | 0.9 |
| 07 | 4.5 | | | 14.3 | 9.4 | 6.5 | | 11.0 | | 9.4 | 6.6 | 5.4 | 0.6 |
| 08 | 4.4 | | | 13.8 | 9.4 | 6.0 | | 10.6 | | 9.2 | 6.6 | 5.4 | 0.6 |
| 09 | 4.2 | | | 13.4 | 9.2 | 6.0 | | 10.8 | | 9.1 | 6.5 | 5.3 | 0.4 |
| 10 | 4.2 | | | 13.1 | 9.3 | 7.0 | | 11.1 | | 9.1 | 6.6 | 5.3 | 0.4 |
| 1307 | Geldvolumen Bestände am Periodenende: M1 | | | Money supply end of period: M1 | | | | Disponibilités monétaires fin de période : M1 | | | | | |
| | T/T-1 % | | | | | | | | | | | | |
| 1991 | 1.3 | | 3.4 | 10.1 | 11.6 | -4.7 | 0.7 | | 4.4 | 15.0 | | 8.6 | 9.5 |
| 1992 | 0.1 | | 10.8 | 12.9 | -0.8 | 1.2 | 0.9 | | 4.1 | 17.0 | | 14.0 | 3.9 |
| 1993 | 7.3 | | 8.5 | 13.0 | 3.5 | -0.1 | 22.0 | | 10.8 | 7.2 | | 10.3 | 7.0 |
| 1994 | 2.0 | | 5.2 | 25.4 | 7.2 | 2.6 | 13.1 | | 1.7 | 7.3 | | 1.7 | 4.2 |
| | T/T-12 % | | | | | | | | | | | | |
| 1994 07 | 7.3 | | 10.1 | 15.0 | 10.2 | 4.5 | 18.0 | | 5.5 | 5.5 | | 6.2 | 6.1 |
| 08 | 9.5 | | 9.6 | 13.8 | 9.4 | 2.8 | 18.3 | | 6.9 | 5.2 | | 5.2 | 6.4 |
| 09 | 9.1 | | 8.9 | 19.9 | 10.2 | 2.4 | 11.6 | | 5.3 | 6.5 | | 4.3 | 5.0 |
| 10 | 9.9 | | 9.1 | 25.9 | 9.8 | 2.8 | 14.5 | | 4.1 | 8.1 | | 3.2 | 1.9 |
| 11 | 8.9 | | 6.2 | 21.9 | 8.5 | 2.8 | 15.9 | | 4.6 | 11.5 | | 2.3 | 5.0 |
| 12 | 2.0 | | 5.2 | 25.4 | 7.2 | 2.6 | 13.1 | | 1.7 | 7.3 | | 1.7 | 4.2 |
| 1995 01 | 2.7 | | 3.4 | 17.2 | 6.0 | 0.6 | 13.6 | | 1.0 | 8.0 | | 1.4 | 5.4 |
| 02 | -0.2 | | 3.8 | 19.0 | 6.6 | 0.9 | 13.6 | | 2.4 | 8.6 | | 0.8 | 4.3 |
| 03 | -5.1 | | 3.3 | 19.6 | 5.3 | -0.5 | 8.9 | | 1.3 | 7.0 | | 0.5 | 4.3 |
| 04 | -10.1 | | 2.8 | 11.9 | 6.0 | 0.0 | 10.3 | | 2.1 | 11.8 | | 0.5 | 5.4 |
| 05 | 0.1 | | 3.4 | 20.3 | 4.6 | 1.8 | 9.8 | | 2.3 | 12.1 | | -0.1 | 6.2 |
| 06 | 0.7 | | 2.2 | 21.3 | 3.8 | 1.3 | 9.7 | | 2.7 | 12.6 | | -0.3 | 6.5 |
| 07 | 4.6 | | 3.4 | 18.0 | 1.9 | 0.5 | 8.5 | | 3.1 | 17.7 | | -0.6 | |
| 08 | | | 3.2 | 14.0 | 1.8 | 1.3 | 14.3 | | 5.2 | 15.4 | | | |
| 09 | | | 3.7 | 9.7 | 3.8 | | | | 6.5 | 14.6 | | | |

| | B | DK | D(*) | GR | E | F | IRL | I | NL | P | UK | USA | JAP | |
|-------------|--|-------|--------|---|-------|---|-------|-------|-----|--|-------|------|-----|--|
| 1308 | Spareinlagen Bestände am Periodenende | | | Savings deposits end of period | | | | | | Dépôts d'épargne fin de période | | | | |
| | | | | <i>T/T-4 %</i> | | | | | | | | | | |
| 1994 IV | | | 9.4 | | 5.8 | | 10.5 | | 1.9 | 7.5 | | | | |
| 1995 I | | | 8.8 | | 4.1 | | | | 3.5 | | | | | |
| II | | | 9.2 | | 4.0 | | | | 5.1 | | | | | |
| III | | | | | 2.5 | | | | 6.2 | | | | | |
| | | | | <i>T/T-12 %</i> | | | | | | | | | | |
| 1994 07 | | | 12.9 | | 9.0 | | 15.0 | | 1.4 | 3.6 | | 0.2 | | |
| 08 | | | 12.8 | | 8.9 | | 13.0 | | 1.3 | 1.8 | | -0.9 | | |
| 09 | | | 12.5 | | 9.0 | | 12.0 | | 1.5 | 7.4 | | -1.8 | | |
| 10 | | | 12.0 | | 7.8 | | 12.2 | | 1.7 | 7.7 | | -2.8 | | |
| 11 | | | 1014.6 | | 7.7 | | 11.5 | | 1.8 | 7.7 | | -4.2 | | |
| 12 | | | 9.4 | | 5.8 | | 10.5 | | 1.9 | 7.5 | | | | |
| 1995 01 | | | 8.8 | | 5.8 | | 8.6 | | 4.2 | | | | | |
| 02 | | | 8.7 | | 5.4 | | 8.4 | | 4.0 | | | | | |
| 03 | | | 8.8 | | 4.1 | | | | 3.5 | | | | | |
| 04 | | | 9.0 | | 4.5 | | | | 3.4 | | | | | |
| 05 | | | 9.1 | | 3.4 | | | | 4.1 | | | | | |
| 06 | | | 9.2 | | 4.0 | | | | 5.1 | | | | | |
| 07 | | | 9.5 | | 2.8 | | | | 5.4 | | | | | |
| 08 | | | 9.6 | | 2.7 | | | | 5.9 | | | | | |
| 09 | | | | | 2.5 | | | | 6.2 | | | | | |
| 1310 | Aktienkurse | | | Index of share quotations | | | | | | Cours des actions | | | | |
| | | | | <i>1985 = 100</i> | | | | | | | | | | |
| 1991 | 190.4 | 157.9 | | | 311.2 | | 172.2 | 136.0 | | 190.3 | 190.9 | 85.0 | | |
| 1992 | 187.4 | 144.6 | | | 269.9 | | 140.9 | 142.4 | | 198.7 | 211.1 | 62.9 | | |
| 1993 | 206.8 | 147.7 | | | 317.6 | | 168.3 | 167.8 | | 228.2 | 230.9 | 70.5 | | |
| 1994 | 230.7 | 176.2 | | | 368.4 | | 209.7 | 195.5 | | 245.2 | 235.1 | 73.7 | | |
| | | | | <i>1985 = 100</i> | | | | | | | | | | |
| 1994 08 | 232.4 | 166.7 | | | 365.5 | | 210.9 | 199.4 | | 249.5 | 236.9 | 76.0 | | |
| 09 | 225.0 | 166.9 | | | 348.4 | | 207.8 | 190.7 | | 242.8 | 238.4 | 73.0 | | |
| 10 | 216.0 | 169.2 | | | 347.1 | | 195.6 | 195.9 | | 236.9 | 236.1 | 73.0 | | |
| 11 | 218.0 | 165.5 | | | 353.2 | | 195.6 | 194.0 | | 239.1 | 233.6 | 70.0 | | |
| 12 | 220.0 | 168.2 | | | 333.9 | | 190.6 | 196.7 | | 234.4 | 230.0 | 70.0 | | |
| 1995 01 | 217.0 | 169.7 | | | 329.7 | | 202.4 | 195.0 | | 235.7 | 234.6 | 68.0 | | |
| 02 | 215.0 | 172.5 | | | 326.7 | | 204.1 | 174.8 | | 235.7 | 242.3 | 65.0 | | |
| 03 | 208.0 | 164.1 | | | 314.9 | | 188.3 | 189.0 | | 235.8 | 246.8 | 60.0 | | |
| 04 | 217.0 | 168.9 | | | 332.7 | | 188.5 | 197.8 | | 244.3 | 253.8 | 60.0 | | |
| 05 | 229.0 | 172.4 | | | 345.4 | | 199.8 | 204.5 | | 251.3 | 260.7 | 60.0 | | |
| 06 | 226.0 | 169.8 | | | 344.0 | | 192.0 | 203.1 | | 255.4 | 267.8 | 56.0 | | |
| 07 | 229.0 | 180.2 | | | 359.9 | | 195.3 | 213.5 | | 261.1 | 275.8 | 60.0 | | |
| 08 | 232.0 | 180.4 | | | 364.0 | | 201.9 | 213.2 | | 266.8 | 277.6 | 64.0 | | |
| 09 | 232.0 | 181.9 | | | 358.3 | | 197.6 | 216.6 | | 270.0 | 287.2 | 66.0 | | |
| 10 | 229.0 | 181.1 | | | 347.0 | | 182.7 | 212.3 | | 267.5 | 288.4 | | | |

ZAHLUNGSBILANZ

BALANCE OF PAYMENTS

BALANCE DES PAIEMENTS

| | EUR | UEBL | DK | D(*) | GR | E | F | IRL | I | NL | P | UK | USA | JAP |
|-------------|-------------------------------|------|------|--------|--------------------|-------|------|------|-------|---------------------|-------|-------|--------|--------|
| 1401 | Warenhandel | | | | Merchandise | | | | | Marchandises | | | | |
| | <i>Mio ECU</i> | | | | | | | | | | | | | |
| 1992 I | -6569 | -385 | 1226 | 6083 | -2153 | -5970 | -22 | 944 | -2167 | 2304 | -1569 | -4860 | -10846 | 24843 |
| II | -6030 | 595 | 1276 | 4616 | -2291 | -6747 | 734 | 1372 | -930 | 2113 | -1854 | -4913 | -16402 | 24791 |
| III | -184 | 273 | 1307 | 8293 | -2051 | -6192 | -89 | 1121 | 2631 | 1886 | -1839 | -5524 | -23414 | 24489 |
| IV | 3164 | 571 | 1751 | 6006 | -2466 | -5018 | 765 | 1164 | 2620 | 2478 | -2016 | -2690 | -22939 | 28033 |
| 1993 I | 7933 | 70 | 1439 | 10406 | -2024 | -3233 | 192 | 1153 | 3678 | 2137 | -1593 | -4290 | -20126 | 29501 |
| II | 9779 | 821 | 1706 | 8311 | -2299 | -3682 | 1312 | 1700 | 6537 | 2445 | -1832 | -5241 | -25331 | 27568 |
| III | 12796 | 1003 | 1647 | 8132 | -2093 | -3538 | 1510 | 1307 | 8585 | 2493 | -1081 | -5170 | -36678 | 32549 |
| IV | 23932 | 1263 | 1882 | 12084 | -2602 | -2940 | 2773 | 1805 | 9440 | 4006 | -1367 | -2413 | -31447 | 31351 |
| 1994 I | 14532 | 428 | 1362 | 10726 | -2497 | -1724 | 818 | 1318 | 6406 | 2856 | -1139 | -4023 | -28226 | 32510 |
| II | 15922 | 1008 | 1360 | 12312 | -2557 | -3788 | 1737 | 1712 | 7449 | 2684 | -1608 | -4387 | -32902 | 30109 |
| III | 17210 | 985 | 1603 | 10665 | | -3842 | 1365 | 1907 | 8570 | 2556 | -1149 | -3257 | -40772 | 30388 |
| IV | | 1128 | | 13790 | | -3456 | 3195 | 2018 | 7352 | 2992 | -1798 | -2024 | -37332 | 29866 |
| 1402 | Dienstleistungsverkehr | | | | Services | | | | | Services | | | | |
| | <i>Mio ECU</i> | | | | | | | | | | | | | |
| 1992 I | 89 | 533 | 633 | -7372 | 661 | 1579 | 3210 | -210 | -1071 | -316 | 31 | 2412 | 12192 | -9564 |
| II | 4365 | 743 | 678 | -8347 | 1200 | 2457 | 4669 | -185 | 514 | 391 | 167 | 2078 | 9805 | -9042 |
| III | -1058 | 84 | 799 | -11190 | 1263 | 4107 | 3942 | -43 | -2088 | -35 | 462 | 1641 | 10751 | -9322 |
| IV | 1409 | 1306 | 674 | -8274 | 896 | 2438 | 3551 | -243 | -1430 | 193 | 162 | 2136 | 11071 | -8493 |
| 1993 I | -2286 | 830 | 178 | -8803 | 519 | 1934 | 2476 | -242 | -1177 | -448 | -87 | 2534 | 13045 | -9215 |
| II | 807 | 891 | 387 | -10103 | 1020 | 2314 | 4108 | -184 | 425 | 430 | 124 | 1394 | 10217 | -9827 |
| III | 1444 | 461 | 785 | -12281 | 1672 | 4243 | 4495 | 25 | -278 | -352 | 599 | 2075 | 12371 | -10311 |
| IV | 3963 | 1152 | 513 | -9391 | 1098 | 2385 | 4081 | -330 | 721 | 1314 | 65 | 2357 | 11518 | -10544 |
| 1994 I | -925 | 1155 | 102 | -9787 | 624 | 2082 | 3640 | -272 | -725 | 126 | -92 | 2222 | 12336 | -10354 |
| II | 2807 | 1370 | 540 | -10530 | 997 | 3379 | 4481 | -143 | 743 | 813 | 133 | 1023 | 10624 | -10692 |
| III | 186 | 500 | 733 | -14344 | | 4768 | 4941 | -210 | 287 | -266 | 525 | 1249 | 12765 | -11942 |
| IV | | 926 | | -10563 | | 2972 | 3774 | -403 | 364 | 642 | -67 | 2038 | 12538 | -10635 |
| 1403 | Transport | | | | Transport | | | | | Transport | | | | |
| | <i>Mio ECU</i> | | | | | | | | | | | | | |
| 1992 I | -2338 | 331 | 93 | -1183 | -131 | 87 | -354 | 97 | -1155 | 602 | -237 | -485 | 1259 | -1948 |
| II | -1985 | 268 | 31 | -916 | -105 | 23 | -286 | 147 | -1283 | 637 | -204 | -297 | 1038 | -1722 |
| III | -1678 | 260 | 79 | -1144 | -136 | 147 | -314 | 185 | -1101 | 674 | -187 | -140 | 1183 | -1782 |
| IV | -1469 | 331 | 125 | -1026 | -91 | 99 | -280 | 106 | -1039 | 658 | -228 | -124 | 852 | -1656 |
| 1993 I | -1772 | 349 | 58 | -1191 | -91 | 42 | -382 | 87 | -628 | 534 | -214 | -335 | 916 | -1890 |
| II | -1799 | 333 | 29 | -1140 | -28 | -3 | -268 | 126 | -1118 | 526 | -194 | -62 | 621 | -2047 |
| III | -1063 | 316 | 251 | -1197 | -68 | 124 | -128 | 173 | -1031 | 595 | -34 | -64 | 982 | -2582 |
| IV | -922 | 372 | 139 | -805 | -68 | 41 | -277 | 107 | -820 | 738 | -180 | -167 | 728 | -2395 |
| 1994 I | -2132 | 417 | -36 | -1122 | -139 | 31 | -245 | 105 | -969 | 562 | -207 | -530 | 827 | -2142 |
| II | -1833 | 465 | 156 | -1155 | -127 | 71 | -264 | 140 | -1229 | 655 | -196 | -351 | 499 | -2355 |
| III | -2012 | 452 | 112 | -1413 | | 108 | -223 | 167 | -1634 | 723 | -177 | -94 | 1076 | -2886 |
| IV | | 465 | | -1076 | | 72 | -167 | 113 | -1147 | 716 | -279 | -170 | 1008 | -2556 |
| 1404 | Fremdenverkehr | | | | Travel | | | | | Tourisme | | | | |
| | <i>Mio ECU</i> | | | | | | | | | | | | | |
| 1992 I | -147 | -319 | -148 | -3412 | 18 | 2423 | 1595 | -8 | 961 | -794 | 345 | -808 | 3349 | -4703 |
| II | 2079 | -409 | 14 | -4750 | 450 | 3138 | 2656 | 74 | 2103 | -466 | 433 | -1164 | 2375 | -4238 |
| III | -2563 | -957 | 191 | -7593 | 759 | 4510 | 2716 | 114 | 261 | -1418 | 709 | -1854 | 2994 | -4755 |
| IV | 168 | -289 | -82 | -3995 | 345 | 2767 | 1740 | 19 | 450 | -673 | 462 | -575 | 3044 | -4203 |
| 1993 I | -1599 | -403 | -178 | -4344 | 71 | 2326 | 1415 | 17 | 715 | -868 | 319 | -668 | 3906 | -4586 |
| II | 962 | -439 | 11 | -5469 | 508 | 2891 | 2575 | 102 | 2273 | -650 | 446 | -1287 | 3066 | -4458 |
| III | -480 | -841 | 135 | -8451 | 1127 | 4625 | 3190 | 158 | 1978 | -1513 | 705 | -1593 | 4251 | -5833 |
| IV | 874 | -276 | -111 | -4855 | 296 | 2884 | 1970 | 40 | 1868 | -576 | 370 | -737 | 3360 | -5044 |
| 1994 I | -1501 | -340 | -212 | -5317 | 122 | 2526 | 1884 | 10 | 1452 | -856 | 289 | -1059 | 3404 | -5599 |
| II | 1285 | -604 | -72 | -6327 | 495 | 3712 | 2574 | 68 | 3066 | -526 | 427 | -1529 | 3060 | -5432 |
| III | -1107 | -951 | 64 | -9288 | | 5186 | 2773 | 79 | 2861 | -1710 | 806 | -2150 | 4296 | -6325 |
| IV | | -270 | | -5155 | | 3223 | 1946 | 5 | 2457 | -755 | 461 | -882 | 3459 | -5523 |

ZAHLUNGSBILANZ

BALANCE OF PAYMENTS

BALANCE DES PAIEMENTS

| | EUR | UEBL | DK | D(*) | GR | E | F | IRL | I | NL | P | UK | USA | JAP | |
|-------------|---|-------|-------|--------|------------------------------------|-------|--------|-------|---|-------|-------|--------|--------|--------|--|
| 1405 | Sonstige Dienstleistungen | | | | Other services | | | | Autres services | | | | | | |
| | <i>Mio ECU</i> | | | | | | | | | | | | | | |
| 1992 I | 2574 | 521 | 688 | -2777 | 774 | -930 | 1970 | -299 | -877 | -124 | -77 | 3705 | 7584 | -2913 | |
| II | 4272 | 884 | 632 | -2681 | 855 | -704 | 2299 | -406 | -306 | 221 | -63 | 3540 | 6392 | -3082 | |
| III | 3183 | 781 | 529 | -2453 | 640 | -550 | 1540 | -342 | -1248 | 710 | -59 | 3635 | 6573 | -2785 | |
| IV | 2710 | 1265 | 631 | -3253 | 642 | -428 | 2091 | -368 | -842 | 208 | -72 | 2836 | 7176 | -2634 | |
| 1993 I | 1084 | 885 | 298 | -3268 | 539 | -434 | 1443 | -346 | -1264 | -114 | -191 | 3537 | 8224 | -2738 | |
| II | 1643 | 996 | 347 | -3495 | 540 | -574 | 1801 | -412 | -730 | 554 | -128 | 2743 | 6529 | -3323 | |
| III | 2986 | 986 | 399 | -2633 | 613 | -505 | 1433 | -307 | -1225 | 566 | -72 | 3732 | 7137 | -1895 | |
| IV | 4011 | 1056 | 486 | -3731 | 870 | -540 | 2387 | -477 | -327 | 1152 | -125 | 3261 | 7430 | -3105 | |
| 1994 I | 2708 | 1078 | 351 | -3348 | 641 | -476 | 2001 | -387 | -1208 | 420 | -175 | 3812 | 8105 | -2613 | |
| II | 3355 | 1509 | 456 | -3048 | 629 | -405 | 2170 | -351 | -1094 | 684 | -98 | 2903 | 7065 | -2905 | |
| III | 3305 | 999 | 558 | -3642 | | -526 | 2392 | -456 | -939 | 721 | -104 | 3492 | 7393 | -2731 | |
| IV | | 732 | | -4332 | | -323 | 1995 | -522 | -945 | 681 | -250 | 3090 | 8071 | -2556 | |
| 1406 | Leistungsbilanz | | | | Current account | | | | Balance courante | | | | | | |
| | <i>Mio ECU</i> | | | | | | | | | | | | | | |
| 1992 I | -18209 | 297 | 781 | -3825 | -762 | -4093 | -1342 | 433 | -7720 | 1808 | 293 | -4080 | -1655 | 21867 | |
| II | -15770 | 1475 | 738 | -4941 | -370 | -5596 | 1584 | 459 | -5017 | 842 | -185 | -4759 | -11590 | 22660 | |
| III | -11375 | 1119 | 1279 | -4817 | -153 | -2659 | 404 | 578 | -4752 | 1211 | 283 | -3868 | -17418 | 20391 | |
| IV | -2828 | 2232 | 452 | -2592 | -390 | -1994 | 2732 | 435 | -4126 | 1371 | -454 | -494 | -21189 | 25975 | |
| 1993 I | -4676 | 2161 | 873 | -90 | -197 | -2013 | -682 | 584 | -1276 | 722 | -401 | -4357 | -10592 | 30198 | |
| II | -2618 | 1585 | 990 | -1888 | -604 | -2454 | 1319 | 794 | 1804 | 1463 | -50 | -5577 | -20177 | 25994 | |
| III | 5118 | 2698 | 1679 | -7964 | 1397 | 368 | 4000 | 542 | 3272 | 1607 | 1001 | -3480 | -29419 | 27872 | |
| IV | 12751 | 3223 | 481 | -3543 | -1220 | 260 | 3158 | 694 | 5861 | 4448 | 16 | -628 | -29026 | 28193 | |
| 1994 I | 4250 | 2257 | 759 | -1472 | -60 | -1027 | 1989 | 229 | 1853 | 1634 | -652 | -1260 | -22147 | 31052 | |
| II | 3268 | 2680 | 349 | -417 | -887 | -2324 | 835 | 366 | 3234 | 2170 | 160 | -2899 | -30977 | 28690 | |
| III | 4400 | 2473 | 1332 | -9699 | | -453 | 2264 | 950 | 4040 | 2206 | 300 | -71 | -38107 | 24152 | |
| IV | | 2914 | | -4811 | | -615 | -702 | 1022 | 3903 | 2729 | -761 | 2001 | -38679 | 25230 | |
| 1407 | Kapitalverkehr (ohne Währungsreserven) | | | | Capital, excluding reserves | | | | Capitaux, à l'exclusion des réserves | | | | | | |
| | <i>Mio ECU</i> | | | | | | | | | | | | | | |
| 1992 I | 6040 | -637 | -1092 | 5581 | -124 | 7380 | 868 | -204 | 4730 | -480 | 1362 | -11344 | 14298 | -27836 | |
| II | 21336 | -1624 | -714 | 5161 | 774 | 9077 | -2233 | -1187 | 3770 | -1531 | 1706 | 8135 | 24909 | -23439 | |
| III | 9246 | -804 | -985 | 45926 | 303 | -7711 | -5290 | -1844 | -20921 | 638 | -2435 | 2367 | 11819 | -14582 | |
| IV | 3513 | -3017 | 3008 | -12126 | 1228 | -2959 | 824 | -630 | 17718 | -4982 | -943 | 5392 | 11852 | -16852 | |
| 1993 I | -11209 | -2942 | 506 | -8846 | 395 | 290 | 2137 | 874 | 7989 | -7004 | -891 | -3716 | 3326 | -32693 | |
| II | 6838 | -754 | -4215 | 3238 | 750 | 845 | -77 | 11 | 98 | -1207 | -170 | 8319 | 11799 | -16357 | |
| III | -724 | -3766 | -494 | 16944 | 649 | -433 | -25554 | -1433 | 985 | 7653 | -1024 | 5748 | 31427 | -12336 | |
| IV | -7271 | -3499 | -1267 | -7774 | 1996 | 384 | 5427 | -1022 | -997 | -8309 | -420 | 8210 | 26140 | -26974 | |
| 1994 I | 15888 | -663 | -118 | 13895 | 356 | 1925 | 4495 | 147 | -1786 | 4124 | 394 | -6881 | 40295 | -31826 | |
| II | -2792 | -2155 | -1282 | 7802 | 925 | 331 | -6525 | -723 | -3925 | -4765 | -1581 | 9106 | 32180 | -14362 | |
| III | -13085 | -2159 | -1818 | 7252 | | 908 | -7614 | -2273 | -3621 | -4212 | 1167 | -2642 | 43829 | -11330 | |
| IV | | -3192 | | -3387 | | 1520 | 7108 | -508 | -2145 | -1113 | 559 | -2884 | 37921 | -15941 | |
| 1408 | Währungsreserven | | | | Reserves | | | | Réserves | | | | | | |
| | <i>Mio ECU</i> | | | | | | | | | | | | | | |
| 1992 I | -8636 | 175 | 664 | -2611 | 626 | -3021 | -1938 | -320 | 450 | -209 | -2012 | -441 | -839 | -103 | |
| II | 1713 | -278 | -244 | -2431 | -103 | -2081 | -170 | 362 | 8651 | 94 | -1620 | -468 | 1148 | 1423 | |
| III | 1163 | -649 | -734 | -43556 | 268 | 11770 | 2766 | 1421 | 28211 | -2910 | 2298 | 2277 | 1407 | -592 | |
| IV | 2951 | 286 | -2828 | 14742 | -665 | 6024 | 339 | 114 | -15252 | -1535 | 1238 | 488 | 1238 | -1167 | |
| 1993 I | 23367 | 581 | -1059 | 24151 | 91 | 2100 | -1877 | -1866 | -394 | -860 | 1925 | 574 | -832 | -1000 | |
| II | 3002 | -517 | 2665 | 2067 | 58 | 1696 | -2339 | -844 | 151 | 792 | 224 | -951 | 671 | -14004 | |
| III | -3833 | 1080 | -1035 | -12587 | -1950 | 568 | 18919 | -66 | -2371 | -5680 | -10 | -700 | -469 | -7711 | |
| IV | -131 | 687 | -173 | 4886 | -837 | -347 | -6679 | 538 | 1402 | -35 | 268 | 160 | -579 | -623 | |
| 1994 I | -5375 | -309 | 1288 | -546 | -368 | 547 | -4004 | -184 | -2222 | 121 | 673 | -372 | -53 | -4897 | |
| II | -1482 | -265 | 14 | -2367 | 647 | 542 | -426 | -69 | -509 | -198 | 1520 | -370 | 3034 | -7624 | |
| III | -2742 | -320 | 221 | -4290 | | -536 | -50 | 109 | 508 | -256 | -1086 | -255 | -130 | -4573 | |
| IV | | 650 | | 825 | | -503 | -1053 | 271 | 457 | -75 | 190 | -353 | 1637 | -4265 | |

ES **Clasificación de las publicaciones de Eurostat****TEMA**

- 0** Diversos (rosa)
- 1** Estadísticas generales (azul oscuro)
- 2** Economía y finanzas (violeta)
- 3** Población y condiciones sociales (amarillo)
- 4** Energía e industria (azul claro)
- 5** Agricultura, silvicultura y pesca (verde)
- 6** Comercio exterior (rojo)
- 7** Comercio, servicios y transportes (naranja)
- 8** Medio ambiente (turquesa)
- 9** Investigación y desarrollo (marrón)

SERIE

- A** Anuarios y estadísticas anuales
- B** Estadísticas coyunturales
- C** Cuentas y encuestas
- D** Estudios e investigación
- E** Métodos
- F** Estadísticas breves

GR **Ταξινόμηση των δημοσιεύσεων της Eurostat****ΘΕΜΑ**

- 0** Διάφορα (ροζ)
- 1** Γενικές στατιστικές (βαθύ μπλε)
- 2** Οικονομία και δημοσιονομικά (βιολετί)
- 3** Πληθυσμός και κοινωνικές συνθήκες (κίτρινο)
- 4** Ενέργεια και βιομηχανία (μπλε)
- 5** Γεωργία, δάση και αλιεία (πράσινο)
- 6** Εξωτερικό εμπόριο (κόκκινο)
- 7** Εμπόριο, υπηρεσίες και μεταφορές (πορτοκαλί)
- 8** Περιβάλλον (τουρκουάζ)
- 9** Έρευνα και ανάπτυξη (καφέ)

ΣΕΙΡΑ

- A** Επετηρίδες και ετήσιες στατιστικές
- B** Συγκριτικές στατιστικές
- C** Λογαριασμοί και έρευνες
- D** Μελέτες και έρευνα
- E** Μέθοδοι
- F** Στατιστικές εν συντομία

IT **Classificazione delle pubblicazioni dell'Eurostat****TEMA**

- 0** Diverse (rosa)
- 1** Statistiche generali (blu)
- 2** Economia e finanze (viola)
- 3** Popolazione e condizioni sociali (giallo)
- 4** Energia e industria (azzurro)
- 5** Agricoltura, foreste e pesca (verde)
- 6** Commercio estero (rosso)
- 7** Commercio, servizi e trasporti (arancione)
- 8** Ambiente (turchese)
- 9** Ricerca e sviluppo (marrone)

SERIE

- A** Annuari e statistiche annuali
- B** Statistiche sulla congiuntura
- C** Conti e indagini
- D** Studi e ricerche
- E** Metodi
- F** Statistiche in breve

DA **Klassifikation af Eurostats publikationer****EMNE**

- 0** Diverse (rosa)
- 1** Almene statistikker (mørkeblå)
- 2** Økonomi og finanser (violet)
- 3** Befolkning og sociale forhold (gul)
- 4** Energi og industri (blå)
- 5** Landbrug, skovbrug og fiskeri (grøn)
- 6** Udenrigshandel (rød)
- 7** Handel, tjenesteydelse og transport (orange)
- 8** Miljø (turkis)
- 9** Forskning og udvikling (brun)

SERIE

- A** Årbøger og årlige statistikker
- B** Konjunkturstatistikker
- C** Tællinger og rundspørger
- D** Undersøgelser og forskning
- E** Metoder
- F** Statistikoversigter

EN **Classification of Eurostat publications****THEME**

- 0** Miscellaneous (pink)
- 1** General statistics (midnight blue)
- 2** Economy and finance (violet)
- 3** Population and social conditions (yellow)
- 4** Energy and industry (blue)
- 5** Agriculture, forestry and fisheries (green)
- 6** External trade (red)
- 7** Distributive trades, services and transport (orange)
- 8** Environment (turquoise)
- 9** Research and development (brown)

SERIES

- A** Yearbooks and yearly statistics
- B** Short-term statistics
- C** Accounts and surveys
- D** Studies and research
- E** Methods
- F** Statistics in focus

NL **Classificatie van de publicaties van Eurostat****ONDERWERP**

- 0** Diverse (roze)
- 1** Algemene statistiek (donkerblauw)
- 2** Economie en financiën (paars)
- 3** Bevolking en sociale voorwaarden (geel)
- 4** Energie en industrie (blauw)
- 5** Landbouw, bosbouw en visserij (groen)
- 6** Buitenlandse handel (rood)
- 7** Handel, diensten en vervoer (oranje)
- 8** Milieu (turkoois)
- 9** Onderzoek en ontwikkeling (bruin)

SERIE

- A** Jaarboeken en jaarstatistieken
- B** Conjunctuurstatistieken
- C** Rekeningen en enquêtes
- D** Studies en onderzoeken
- E** Methoden
- F** Statistieken in het kort

DE **Gliederung der Veröffentlichungen von Eurostat****THEMENKREIS**

- 0** Verschiedenes (rosa)
- 1** Allgemeine Statistik (dunkelblau)
- 2** Wirtschaft und Finanzen (violett)
- 3** Bevölkerung und soziale Bedingungen (gelb)
- 4** Energie und Industrie (blau)
- 5** Land- und Forstwirtschaft, Fischerei (grün)
- 6** Außenhandel (rot)
- 7** Handel, Dienstleistungen und Verkehr (orange)
- 8** Umwelt (türkis)
- 9** Forschung und Entwicklung (braun)

REIHE

- A** Jahrbücher und jährliche Statistiken
- B** Konjunkturstatistiken
- C** Konten und Erhebungen
- D** Studien und Forschungsergebnisse
- E** Methoden
- F** Statistik kurzgefaßt

FR **Classification des publications d'Eurostat****THÈME**

- 0** Divers (rose)
- 1** Statistiques générales (bleu nuit)
- 2** Économie et finances (violet)
- 3** Population et conditions sociales (jaune)
- 4** Énergie et industrie (bleu)
- 5** Agriculture, sylviculture et pêche (vert)
- 6** Commerce extérieur (rouge)
- 7** Commerce, services et transports (orange)
- 8** Environnement (turquoise)
- 9** Recherche et développement (brun)

SÉRIE

- A** Annuaire et statistiques annuelles
- B** Statistiques conjoncturelles
- C** Comptes et enquêtes
- D** Études et recherche
- E** Méthodes
- F** Statistiques en bref

PT **Classificação das publicações do Eurostat****TEMA**

- 0** Diversos (rosa)
- 1** Estatísticas gerais (azul-escuro)
- 2** Economia e finanças (violeta)
- 3** População e condições sociais (amarelo)
- 4** Energia e indústria (azul)
- 5** Agricultura, silvicultura e pesca (verde)
- 6** Comércio externo (vermelho)
- 7** Comércio, serviços e transportes (laranja)
- 8** Ambiente (turquesa)
- 9** Investigação e desenvolvimento (castanho)

SÉRIE

- A** Anuários e estatísticas anuais
- B** Estatísticas conjunturais
- C** Contas e inquéritos
- D** Estudos e investigação
- E** Métodos
- F** Estatísticas breves

BELGIQUE / BELGIË

**Moniteur belge/
Belgisch Staatsblad**
Rue de Louvain 42/Leuvenseweg 42
B-1000 Bruxelles/B-1000 Brussel
Tél. (02) 512 00 26
Fax (02) 511 01 84

Jean De Lannoy
Avenue du Roi 202/Koningslaan 202
B-1060 Bruxelles/B-1060 Brussel
Tél. (02) 538 51 69
Fax (02) 538 08 41

Autres distributeurs/
Overige verkooppunten:

**Librairie européenne/
Europese boekhandel**
Rue de la Loi 244/Welstraat 244
B-1040 Bruxelles/B-1040 Brussel
Tél. (02) 231 04 35
Fax (02) 735 08 60

Document delivery:

Credoc
Rue de la Montagne 34/Bergstraat 34
Boite 11/Bus 11
B-1000 Bruxelles/B-1000 Brussel
Tél. (02) 511 69 41
Fax (02) 513 31 95

DANMARK

J. H. Schultz Information A/S
Herstedvang 10-12
DK-2620 Albertslund
Tlf. 43 63 23 00
Fax (Sales) 43 63 19 69
Fax (Management) 43 63 19 49

DEUTSCHLAND

Bundesanzeiger Verlag
Postfach 10 05 34
D-50445 Köln
Tel. (02 21) 20 29-0
Fax (02 21) 2 02 92 78

GREECE/ΕΛΛΑΔΑ

G.C. Eleftheroudakis SA
International Bookstore
Nikis Street 4
GR-10563 Athens
Tel. (01) 322 63 23
Fax 323 98 21

ESPAÑA

Mundi-Prensa Libros, SA
Castelló, 37
E-28001 Madrid
Tel. (91) 431 33 99 (Libros)
431 32 22 (Suscripciones)
435 36 37 (Dirección)
Fax (91) 575 39 98

Boletín Oficial del Estado
Trafalgar, 27-29
E-28071 Madrid
Tel. (91) 538 22 95
Fax (91) 538 23 49

Sucursal:

Librería Internacional AEDOS
Consejo de Ciento, 391
E-08009 Barcelona
Tel. (93) 488 34 92
Fax (93) 487 76 59

**Librería de la Generalitat
de Catalunya**
Rambla dels Estudis, 118 (Palau Moja)
E-08002 Barcelona
Tel. (93) 302 68 35
Tel. (93) 302 64 62
Fax (93) 302 12 99

FRANCE

**Journal officiel
Service des publications
des Communautés européennes**
26, rue Desaix
F-75727 Paris Cedex 15
Tél. (1) 40 58 77 01/31
Fax (1) 40 58 77 00

IRELAND

Government Supplies Agency
4-5 Harcourt Road
Dublin 2
Tel. (1) 66 13 111
Fax (1) 47 52 760

ITALIA

Licosa SpA
Via Duca di Calabria 1/1
Casella postale 552
I-50125 Firenze
Tel. (055) 64 54 15
Fax 64 12 57

GRAND-DUCHÉ DE LUXEMBOURG

Messageries du livre
5, rue Raiffeisen
L-2411 Luxembourg
Tél. 40 10 20
Fax 49 06 61

NEDERLAND

SDU Servicecentrum Uitgeverijen
Postbus 20014
2500 EA 's-Gravenhage
Tel. (070) 37 89 880
Fax (070) 37 89 783

ÖSTERREICH

**Manz'sche Verlags-
und Universitätsbuchhandlung**
Kohlmarkt 16
A-1014 Wien
Tel. (1) 531 610
Fax (1) 531 61-181

Document delivery:

Wirtschaftskammer
Wiedner Hauptstraße
A-1045 Wien
Tel. (0222) 50105-4356
Fax (0222) 50206-297

PORTUGAL

Imprensa Nacional — Casa da Moeda, EP
Rua Marquês Sá da Bandeira, 16-A
P-1099 Lisboa Codex
Tel. (01) 353 03 99
Fax (01) 353 02 94/384 01 32

**Distribuidora de Livros
Bertrand, Ld.ª**

Grupo Bertrand, SA
Rua das Terras dos Vales, 4-A
Apartado 37
P-2700 Amadora Codex
Tel. (01) 49 59 050
Fax 49 60 255

SUOMI/FINLAND

Akateeminen Kirjakauppa
Akademiska Bokhandeln
Pohjoisesplanadi 39 / Norra esplanaden 39
PL / PB 128
FIN-00101 Helsinki / Helsingfors
Tel. (90) 121 4322
Fax (90) 121 44 35

SVERIGE

BTJ AB
Traktorvägen 11
Box 200
S-221 00 Lund
Tel. (046) 18 00 00
Fax (046) 18 01 25

UNITED KINGDOM

HMSO Books (Agency section)
HMSO Publications Centre
51 Nine Elms Lane
London SW8 5DR
Tel. (0171) 873 9090
Fax (0171) 873 8463

ICELAND

**BOKABUD
LARUSAR BLÖNDAL**
Skólavörðustíg, 2
IS-101 Reykjavík
Tel. 551 56 50
Fax 552 55 60

NORGE

NIC Info a/s
Boks 6512 Etterstad
0606 Oslo
Tel. (22) 57 33 34
Fax (22) 68 19 01

SCHWEIZ/SUISSE/SVIZZERA

OSÉC
Stampfenbachstraße 85
CH-8035 Zürich
Tel. (01) 365 54 49
Fax (01) 365 54 11

BĂLGARIJA

Europress Klasica BK Ltd
66, bd Vitosha
BG-1463 Sofia
Tel./Fax (2) 52 74 75

ČESKÁ REPUBLIKA

NIS ČR
Havelkova 22
CZ-130 00 Praha 3
Tel./Fax (2) 24 22 94 33

HRVATSKA

Mediatrade
P. Hatza 1
HR-4100 Zagreb
Tel./Fax (041) 43 03 92

MAGYARORSZÁG

Euro-Info-Service
Európá Ház
Margitsziget
H-1138 Budapest
Tel./Fax (1) 111 60 61, (1) 111 62 16

POLSKA

Business Foundation
ul. Krucza 38/42
PL-00-512 Warszawa
Tel. (2) 621 99 93, 628 28 82
International Fax&Phone (0-39) 12 00 77

ROMÂNIA

Euromedia
65, Strada Dionisie Lupu
RO-70184 Bucuresti
Tel./Fax 1-31 29 646

RUSSIA

CCEC
9,60-Ietiya Oktyabrya Avenue
117312 Moscow
Tel./Fax (095) 135 52 27

SLOVAKIA

**Slovak Technical
Library**
Nám. slobody 19
SLO-812 23 Bratislava 1
Tel. (7) 52 204 52
Fax (7) 52 957 85

CYPRUS

**Cyprus Chamber of Commerce
and Industry**
Chamber Building
38 Grivas Dhigenis Ave
3 Deligiorgis Street
PO Box 1455
Nicosia
Tel. (2) 44 95 00, 46 23 12
Fax (2) 36 10 44

MALTA

Miller Distributors Ltd
PO Box 25
Malta International Airport LQA 05 Malta
Tel. 66 44 88
Fax 67 67 99

TÜRKIYE

Pres AS
Dünya Infotel
TR-80050 Tünel-Istanbul
Tel. (1) 251 91 90/251 96 96
Fax (1) 251 91 97

ISRAEL

Roy International
17, Shimon Hatarssi Street
P.O. B. 13056
61130 Tel Aviv
Tel. (3) 546 14 23
Fax (3) 546 14 42

Sub-agent for the Palestinian Authority:

INDEX Information Services
PO Box 19502
Jerusalem
Tel. (2) 27 16 34
Fax (2) 27 12 19

**EGYPT/
MIDDLE EAST**

Middle East Observer
41 Sherif St.
Cairo
Tel/Fax (2) 393 97 32

**UNITED STATES OF AMERICA/
CANADA**

UNIPUB
4611-F Assembly Drive
Lanham, MD 20706-4391
Tel. Toll Free (800) 274 48 88
Fax (301) 459 00 56

CANADA

Subscriptions only
Uniquement abonnements

Renouf Publishing Co. Ltd
1294 Algoma Road
Ottawa, Ontario K1B 3W8
Tel. (613) 741 43 33
Fax (613) 741 54 39

AUSTRALIA

Hunter Publications
58A Gipps Street
Collingwood
Victoria 3066
Tel. (3) 9417 53 61
Fax (3) 9419 71 54

JAPAN

Procurement Services Int. (PSI-Japan)
Kyoku Dome Postal Code 102
Tokyo Kojimachi Post Office
Tel. (03) 32 34 69 21
Fax (03) 32 34 69 15

Sub-agent:

**Kinokuniya Company Ltd
Journal Department**
PO Box 55 Chitose
Tokyo 156
Tel. (03) 34 39-0124

SOUTH and EAST ASIA

Legal Library Services Ltd
Orchard
PO Box 0523
Singapore 9123
Tel. 243 24 98
Fax 243 24 79

SOUTH AFRICA

Safto
5th Floor, Export House
Cnr Maude & West Streets
Sandton 2146
Tel. (011) 883-3737
Fax (011) 883-6569

**ANDERE LÄNDER
OTHER COUNTRIES
AUTRES PAYS**

**Office des publications officielles
des Communautés européennes**
2, rue Mercier
L-2985 Luxembourg
Tel. 29 29-1
Télex PUBOF LU 1324 b
Fax 48 85 73, 48 68 17

Preis in Luxemburg (ohne MwSt.)/Price (excluding VAT) in Luxembourg/Prix au Luxembourg, TVA exclue

Einzelpreis/Single copy/Prix par numéro: ECU 12 # Abonnement/Subscription: ECU 116

Abonnement einschließlich/Subscription including/Abonnement incluant

A: *Indikatoren der Europäischen Union/Indicators of the European Union/Indicateurs de l'Union européenne*: ECU 150

Abonnement einschließlich/Subscription including/Abonnement incluant

B: *Schlüsselzahlen — Bulletin zur europäischen Konjunktur/Key figures — Bulletin of economic trends in Europe/Chiffres clés — Bulletin de la conjoncture européenne*: ECU 180

Abonnement einschließlich A und B/Subscription including A and B/Abonnement incluant A et B: ECU 240



AMT FÜR AMTLICHE VERÖFFENTLICHUNGEN
DER EUROPÄISCHEN GEMEINSCHAFTEN

OFFICE FOR OFFICIAL PUBLICATIONS
OF THE EUROPEAN COMMUNITIES

OFFICE DES PUBLICATIONS OFFICIELLES
DES COMMUNAUTÉS EUROPÉENNES

L-2985 Luxembourg

ISSN 0252-8266

CA-BJ-96-001-3A-C