



eurostatistik

Daten zur Konjunkturanalyse

eurostatistics

Data for short-term economic analysis

eurostatistiques

Données pour l'analyse de la conjoncture

Monatlich / Monthly / Mensuel

07 ■ 1998



1 Themenkreis / Theme / Thème
Allgemeine Statistik / General statistics / Statistiques générales

B Reihe / Series / Série
Konjunkturstatistiken / Short-term statistics / Statistiques conjoncturelles



OFICINA ESTADÍSTICA DE LAS COMUNIDADES EUROPEAS
DE EUROPÆISKE FÆLLESSKABERS STATISTISKE KONTOR
STATISTISCHES AMT DER EUROPÄISCHEN GEMEINSCHAFTEN
ΣΤΑΤΙΣΤΙΚΗ ΥΠΗΡΕΣΙΑ ΤΩΝ ΕΥΡΩΠΑΪΚΩΝ ΚΟΙΝΟΤΗΤΩΝ
STATISTICAL OFFICE OF THE EUROPEAN COMMUNITIES
OFFICE STATISTIQUE DES COMMUNAUTÉS EUROPÉENNES
ISTITUTO STATISTICO DELLE COMUNITÀ EUROPEE
BUREAU VOOR DE STATISTIEK DER EUROPESE GEMEENSCHAPPEN
SERVIÇO DE ESTATÍSTICA DAS COMUNIDADES EUROPEIAS
EUROOPAN YHTEISÖJEN TILASTOTOIMISTO
EUROPEISKA GEMENSKAPERNAS STATISTIKKONTOR

L-2920 Luxembourg — Tél. (352) 43 01-1 — Télex COMEUR LU 3423
B-1049 Bruxelles, rue de la Loi 200 — Tél. (32-2) 299 11 11

Las publicaciones de Eurostat están clasificadas por temas y por series. La clasificación se encuentra al final de la obra. Para mayor información sobre las publicaciones, rogamos se pongan en contacto con Eurostat.
Para los pedidos, diríjense a las oficinas de venta cuyas direcciones figuran en la página interior de la contracubierta.

Eurostats publikationer er klassificeret efter emne og serie. En oversigt herover findes bag i hæftet. Yderligere oplysninger om publikationerne kan fås ved henvendelse til Eurostat.
Bestilling kan afgives til de salgssteder, der er anført på omslagets side 3.

Die Veröffentlichungen von Eurostat sind nach Themenkreisen und Reihen gegliedert. Die Gliederung ist hinten in jedem Band aufgeführt. Genauere Auskünfte über die Veröffentlichungen erteilt Eurostat.
Ihre Bestellungen richten Sie bitte an die Verkaufsbüros, deren Anschriften jeweils auf der dritten Umschlagseite der Veröffentlichungen zu finden sind.

Οι εκδόσεις της Eurostat ταξινομούνται κατά θέμα και κατά σειρά. Η ακριβής ταξινόμηση αναφέρεται στο τέλος κάθε έκδοσης. Για λεπτομερέστερες πληροφορίες σχετικά με τις εκδόσεις, μπορείτε να απευθύνεσθε στην Eurostat.

Για τις παραγγελίες μπορείτε να απευθύνεσθε στα γραφεία πώλησης, των οποίων οι διευθύνσεις αναγράφονται στη σελίδα 3 του εξωφύλλου.

Eurostat's publications are classified according to themes and series. This classification is indicated at the end of the publication. For more detailed information on publications, contact Eurostat.
Orders are obtainable from the sales offices mentioned on the inside back cover.

Les publications d'Eurostat sont classées par thème et par série. Cette classification est précisée à la fin de l'ouvrage. Pour des informations plus détaillées sur les publications, contactez Eurostat.
Pour les commandes, adressez-vous aux bureaux de vente dont les adresses sont indiquées à la page 3 de la couverture.

Le pubblicazioni dell'Eurostat sono classificate per tema e per serie. Tale classificazione è precisata alla fine dell'opera. Per informazioni più dettagliate sulle pubblicazioni rivolgersi all'Eurostat.
Per eventuali ordinazioni rivolgersi a uno degli uffici di vendita i cui indirizzi figurano nella 3ª pagina della copertina.

De publicaties van Eurostat zijn ingedeeld naar onderwerp en serie. Deze indeling is achter in het boek opgenomen. Voor nadere informatie over de publicaties kunt u zich wenden tot Eurostat.
Gelieve bestellingen op te geven bij de verkoopbureaus, waarvan de adressen op bladzijde 3 van de omslag zijn vermeld.

As publicações do Eurostat estão classificadas por tema e por série. Esta classificação está indicada no fim da obra. Para mais informações sobre as publicações é favor contactar Eurostat.
Encomendas: serviços de venda cujos endereços estão indicados na contracapa.

Eurostatin julkaisut on luokiteltu aiheen ja sarjan mukaisesti. Luokittelu ilmoitetaan kunkin julkaisun lopussa. Lisätietoja julkaisuista saa Eurostatista.
Tilauksia voi tehdä myyntitoimistoista, jotka on lueteltu takakannen sisäpuolella.

Publikationer från Eurostat klassificeras efter ämnesområde och serie. Denna klassificering står angiven i slutet av publikationen. För ytterligare information om publikationer – kontakta Eurostat.
Beställningar tas emot av de försäljningskontor som redovisas på omslagets sida 3.

eurostatistik

Daten zur Konjunkturanalyse

eurostatistics

Data for short-term economic analysis

eurostatistiques

Données pour l'analyse de la conjoncture

Zahlreiche weitere Informationen zur Europäischen Union sind verfügbar über Internet, server Europa (<http://europa.eu.int>).

A great deal of additional information on the European Union is available on the Internet. It can be accessed through the Europa server (<http://europa.eu.int>).

De nombreuses autres informations sur l'Union européenne sont disponibles sur Internet via le serveur Europa (<http://europa.eu.int>).

Luxembourg: Office des publications officielles des Communautés européennes, 1998

© Europäische Gemeinschaften, 1998

© European Communities, 1998

© Communautés européennes, 1998

Printed in Germany

Gedruckt auf chlorfrei gebleichtem Papier
Printed on non-chlorine bleached paper
Imprimé sur papier blanchi sans chlore

| | |
|--|-----|
| VORWORT FOREWORD AVANT-PROPOS | 5 |
| ZEICHEN UND ABKÜRZUNGEN SYMBOLS AND ABBREVIATIONS SIGNES ET ABRÉVIATIONS | 6 |
| SCHAUBILDER : siehe ausführliche Aufstellung Seite I GRAPHICS : see detailed list on page I GRAPHIQUES : voir liste détaillée page I | 7 |
| TABELLEN : siehe ausführliche Aufstellung Seite III TABLES : see detailed list on page III TABLEAUX : voir liste détaillée page III | 27 |
| Volkswirtschaftliche Gesamtrechnungen National accounts Comptes nationaux | 29 |
| Beschäftigung Employment Emploi | 43 |
| Arbeitslosigkeit Unemployment Chômage | 55 |
| Industrie Industry Industrie | 61 |
| Energie Energy Energie | 85 |
| Dienstleistungen Services Services | 91 |
| Landwirtschaftliche Erzeugnisse Agricultural products Produits agricoles | 99 |
| Außenhandel External trade Commerce extérieur | 105 |
| Verbraucherpreise Consumer prices Prix à la consommation | 133 |
| Agrarpreisindizes Indices of agricultural prices Indices des prix agricoles | 143 |
| Finanzstatistiken Financial statistics Statistiques financières | 149 |
| Zahlungsbilanz Balance of payments Balance des paiements | 159 |

VORWORT

Mit der monatlich erscheinenden Veröffentlichung *Eurostatistik – Daten zur Konjunkturanalyse* werden innerhalb kürzester Frist die neuesten statistischen Daten über die Europäische Union als Ganzes, über jedes Mitgliedsland sowie über die Vereinigten Staaten und Japan bekanntgegeben.

Eurostatistik – Daten zur Konjunkturanalyse enthält die wichtigsten, bei Eurostat verfügbaren Statistiken zur konjunkturellen Entwicklung. Die Publikation wurde im Umfang bewußt klein gehalten und enthält keine Anmerkungen zur Methodik, die im übrigen in den spezialisierten Veröffentlichungen von Eurostat zu finden sind.

Eurostatistik – Daten zur Konjunkturanalyse enthält keine Kommentare. Dafür werden die wichtigsten Indikatoren in der monatlichen *Veröffentlichung Schlüsselzahlen – Bulletin zur europäischen Konjunktur und Synthesen* kommentiert. Außerdem wird Eurostat einen vierteljährlich erscheinenden Ergänzungsband *Indikatoren der Europäischen Union* veröffentlichen, der in kommentierter Form die wesentlichen wirtschaftlichen, monetären und sozialen Indikatoren der 15 Mitgliedsländer der Europäischen Union enthält. Die in allen drei Publikationen veröffentlichten Daten stammen aus der Datenbank New Cronos. New Cronos setzt sich zusammen aus dem alten Cronos sowie REGIO und ist nicht mehr in Form von Zeitreihen, sondern in Form von multidimensionalen Tabellen dargestellt. New Cronos ist somit eines der Produkte zur Verbreitung statistischer Daten, das direkt aus der Eurostat – Referenzdatenbank gespeist wird.

FOREWORD

Eurostatistics – data for short-term economic analysis is a monthly publication aimed at providing, as rapidly as possible, the latest statistical data on the European Union as a whole, each Member State, the United States and Japan.

Eurostatistics – data for short term economic analysis presents the most relevant statistics on the economic situation held by Eurostat.

The publication is deliberately streamlined and does not contain any methodological notes, which are given in Eurostat's specialized publications.

Eurostatistics – Data for short-term economic analysis does not include comments. For this, *Key Figures – bulletin of economic trends and summaries* will comment on the most important indicators. Moreover, Eurostat will launch a quarterly supplement *Indicators of the European Union*, to present and comment on main economic, monetary and social indicators of the 15 Member States.

The data presented in all three publications are taken from Eurostat's on-line database, New Cronos. New Cronos includes old Cronos and Regio, both represented not by chronological series but through multi-dimensional tables. New Cronos is a dissemination product directly from Eurostat's Reference Environment.

AVANT-PROPOS

Eurostatistiques – Données pour l'analyse de la conjoncture est une publication mensuelle qui a pour but de fournir dans les meilleurs délais les données statistiques les plus récentes pour l'Union européenne en tant qu'ensemble, pour les pays membres ainsi que pour leurs principaux partenaires extra-communautaires (États-Unis d'Amérique et Japon).

Eurostatistiques – Données pour l'analyse de la conjoncture reprend les statistiques les plus importantes sur la situation économique disponibles auprès d'Eurostat.

Cette publication ne comporte pas de notes méthodologiques. Elles sont disponibles dans les publications spécialisées d'Eurostat.

Eurostatistiques – Données pour l'analyse de la conjoncture ne comprend pas de commentaires. Par contre, les indicateurs les plus importants sont commentés dans le mensuel *Chiffres Clés – Bulletin de la conjoncture européenne et synthèses*. De plus, Eurostat publiera un complément trimestriel *Indicateurs de l'Union européenne* qui présentera – en les commentant – les principaux indicateurs économiques, monétaires et sociaux pour les quinze États membres de l'Union européenne.

Les données présentées dans les trois publications proviennent de la base de données New Cronos. New Cronos se compose de l'ancien Cronos et de Regio, représentés non plus sous forme de séries chronologiques mais de tableaux multidimensionnels. New Cronos constitue en fait un des produits de diffusion émanant directement de l'environnement de Référence.

ZEICHEN UND SYMBOLE UND SIGNES ET ABKÜRZUNGEN ABBREVIATIONS ABRÉVIATIONS

| | | | |
|-----------------------|---|---|---|
| 0 | Weniger als die Hälfte der verwendeten Einheit | Data less than the unit used | Donnée inférieure à la moitié de l'unité utilisée |
| % | Prozent | Per cent | Pourcentage |
| T/T-1 % | Prozentualer Zuwachs eines Vierteljahres gegenüber dem vorhergehenden Vergleichszeitraum (Monat, Vierteljahr, Jahr) | Percentage increase of one period (month, quarter, year) on the corresponding previous period | Accroissement en pourcentage d'une période (mois, trimestre ou année) sur la période précédente |
| T/T-12 % | Prozentualer Zuwachs eines Monats gegenüber dem entsprechenden Monat des Vorjahres | Percentage increase on the corresponding month of the previous year | Accroissement en pourcentage d'un mois sur le mois correspondant de l'année précédente |
| 1990=100 | Basisjahr | Reference year | Année de base |
| 1000 | in 1000 | Thousand | Millier |
| MIO | Million | Million | Million |
| MRD-BN-MRD | Milliarde | Thousand million | Milliard |
| t | Metrische Tonne | Ton | Tonne métrique |
| TJ (GCV) | Terajoule = 10 ⁹ kJ | Terajoule=10 ⁹ kJ | Terajoule = 10 ⁹ kJ |
| GWH | Gigawattstunde = 10 ⁶ kWh | Gigawatt hour (= 10 ⁶ kWh) | Gigawattheure = 10 ⁶ kWh |
| USD | US-Dollar | US dollar | Dollar US |
| ECU | Europäische Währungseinheit | European currency unit | Unité monétaire européenne |
| SZR -SDR-DTS | Sonderziehungsrechte | special drawing rights | Droits de tirages spéciaux |
| SITC-SITC-CTCI | Standard International Trade Classification | Standard international trade classification | Classification type pour le commerce international |
| EU-15 | Mitgliedstaaten insgesamt | Total of Member States of the EU | Ensemble des États membres de l'UE |
| EUR-11 | Wirtschafts- und Währungsunion (B, D, E, F, IRL, I, L, NL, A, P, FIN) | Economic Monetary Union (B, D, E, F, IRL, I, L, NL, A, P, FIN) | Union Monétaire Economique (B, D, E, F, IRL, I, L, NL, A, P, FIN) |
| B/L | Belgisch-Luxemburgische Wirtschaftsunion | Belgo-Luxembourg economic union | Union économique belgo-luxembourgeoise |
| AKP-ACP-ACP | Länder Afrikas, der Karibik und des Pazifiks – Abkommen von Lomé | African, Caribbean and Pacific countries of the Lomé Convention | États d'Afrique, des Caraïbes et du Pacifique – Convention de Lomé |
| BIP-GDP-PIB | Bruttoinlandsprodukt | Gross domestic product | Produit intérieur brut |
| OPEC-OPEC-OPEP | Organisation der erdölexportierenden Länder | Organization of petroleum exporting countries | Organisation des pays exportateurs de pétrole |
| EGKS-ECSC-CECA | Europäische Gemeinschaft für Kohle und Stahl | European coal and steel community | Communauté européenne du charbon et de l'acier |
| t RÖE-TOE-TEP | Tonne Rohöleinheit | Ton of oil equivalent | Tonne – équivalent pétrole |

Schaubilder Graphics Graphiques

Die in dieser Ausgabe enthaltenen Angaben wurden der Datenbank New Cronos am 12. Juni 1998 entnommen.
The data contained in this publications were extracted from New Cronos on 12 June 1998.
Les données contenues dans cette publication ont été extraites de la base New Cronos le 12 Juin 1998.

SCHAUBILDER
 GRAPHICS
 GRAPHIQUES

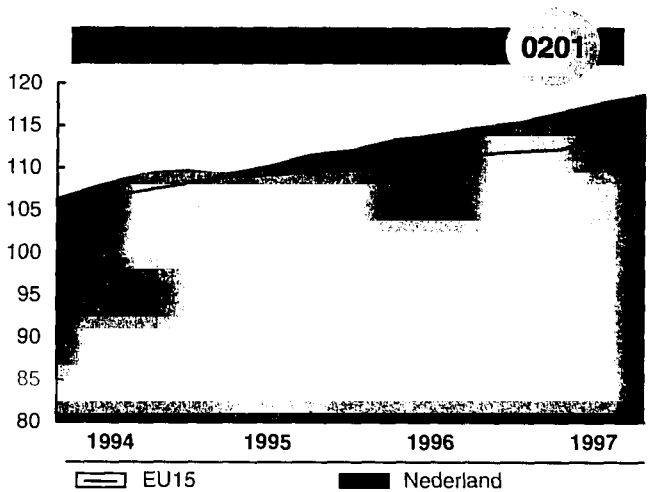
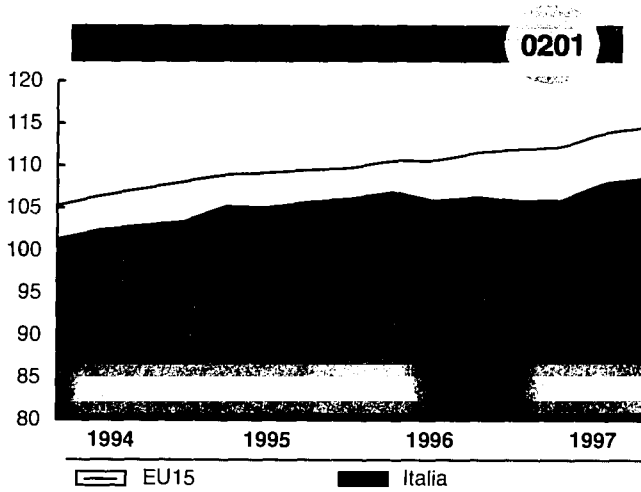
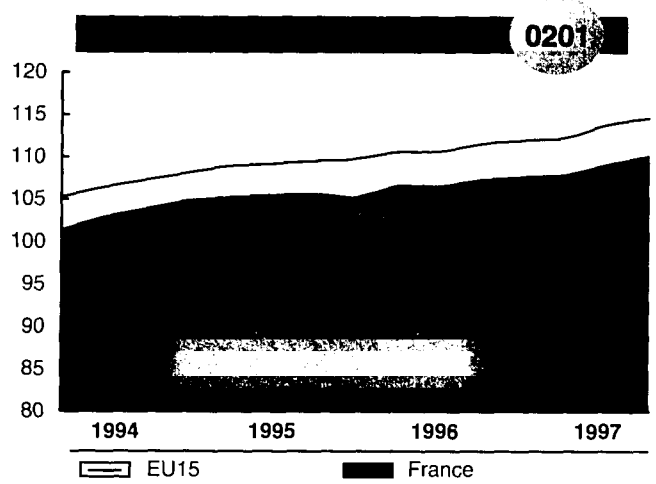
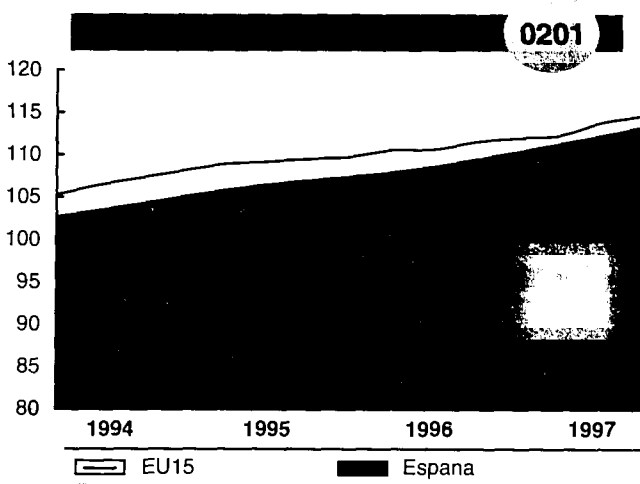
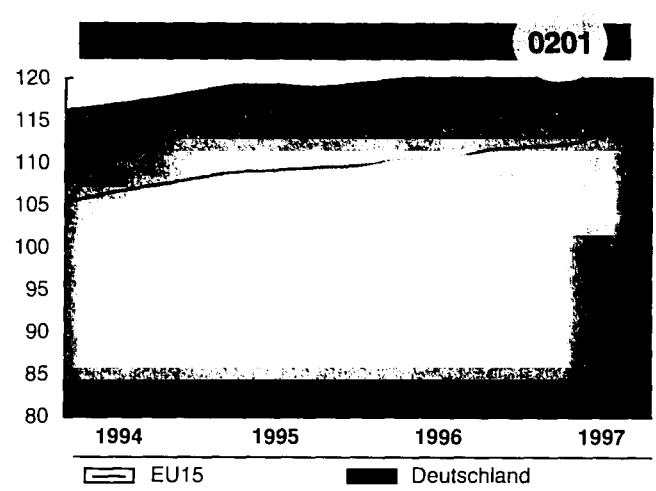



02

Veränderung des
 Bruttoinlandsprodukts
 (Volumenindex 1990=100)

Changes in gross
 domestic product
 (Volume index 1990=100)

Evolution du produit
 intérieur brut
 (Indice de volume 1990=100)



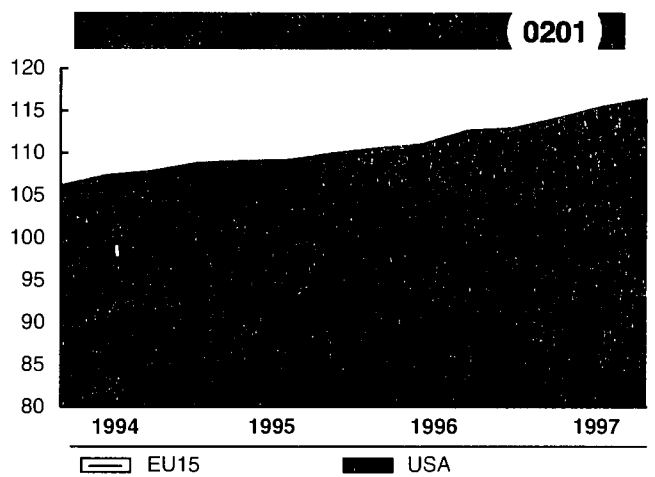
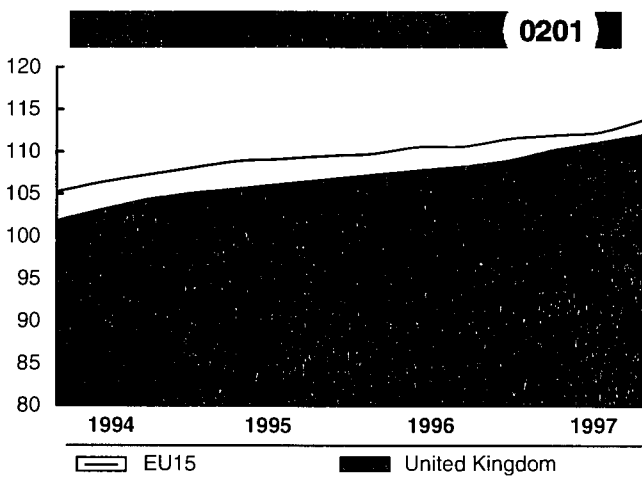
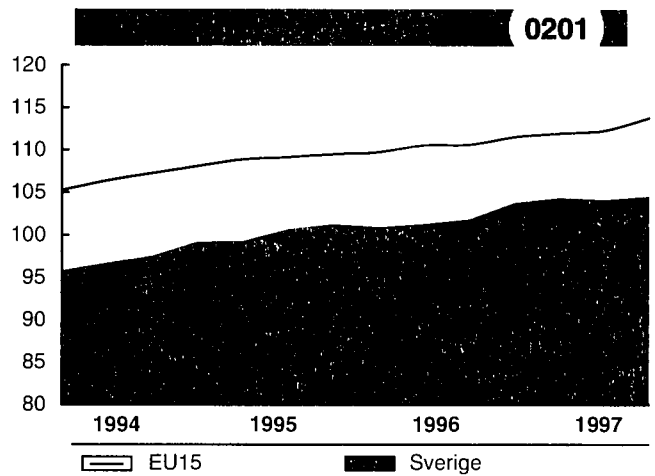
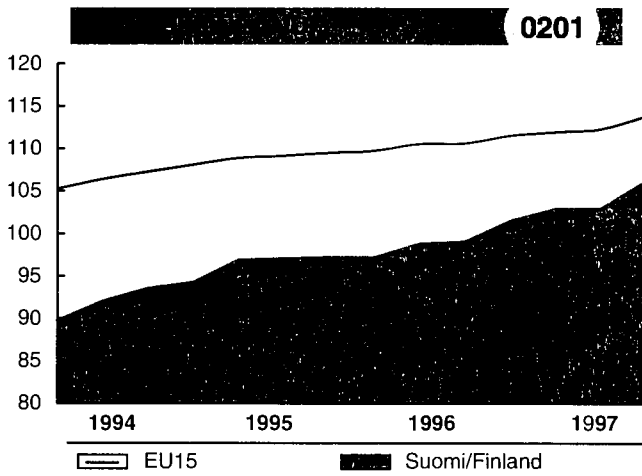
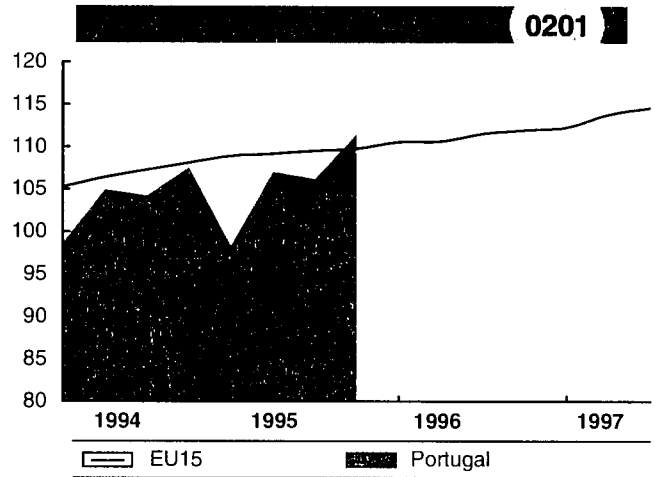
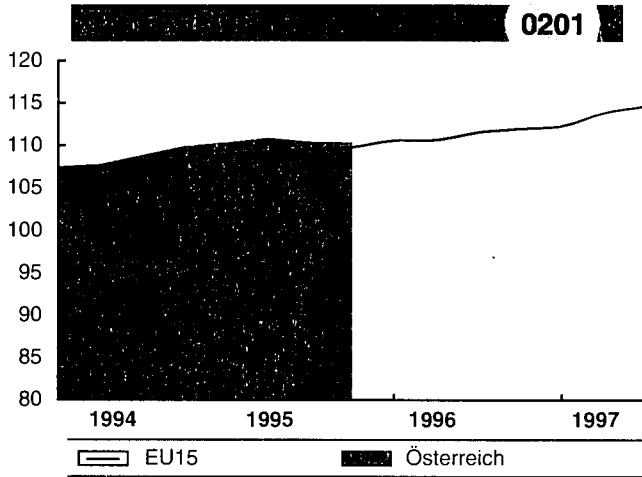
**SCHAUBILDER
GRAPHICS
GRAPHIQUES**



Veränderung des
Bruttoinlandsprodukts
(Volumenindex 1990=100)

Changes in gross
domestic product
(Volume index 1990=100)

Evolution du produit
intérieur brut
(Indice de volume 1990=100)



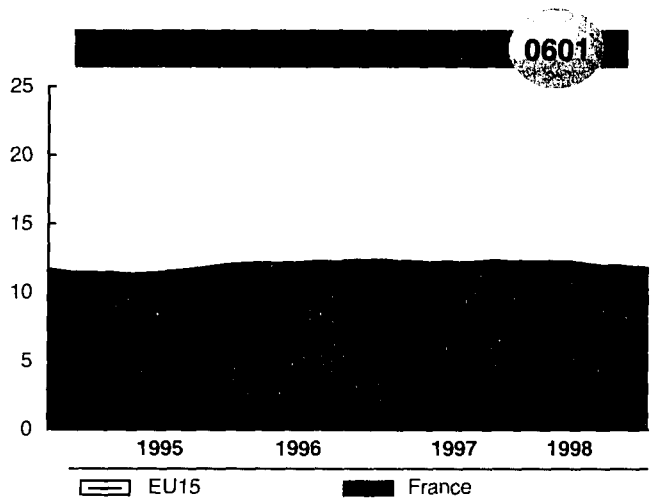
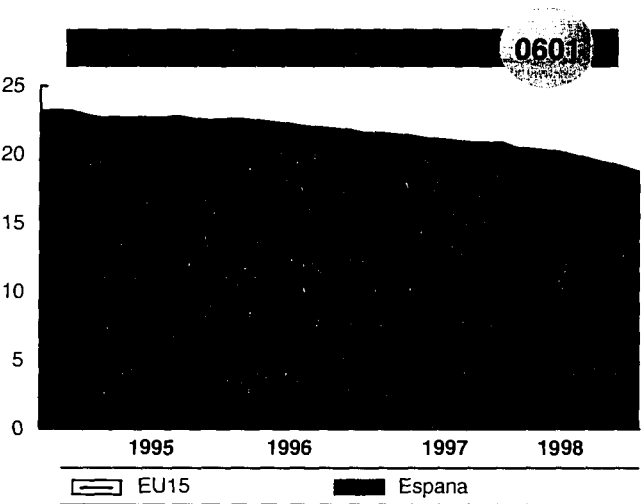
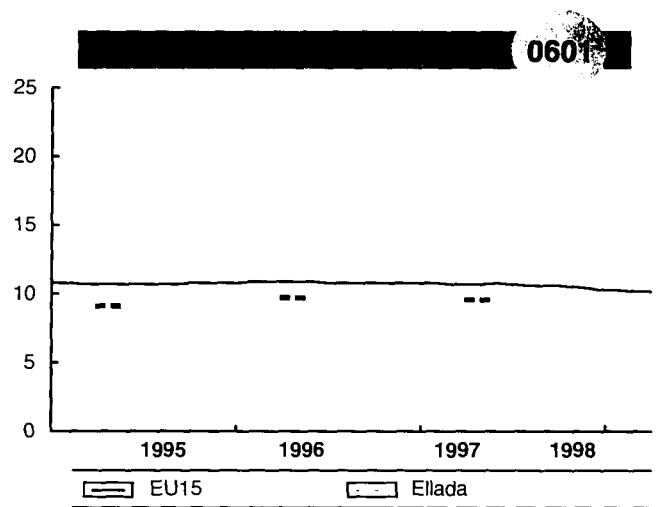
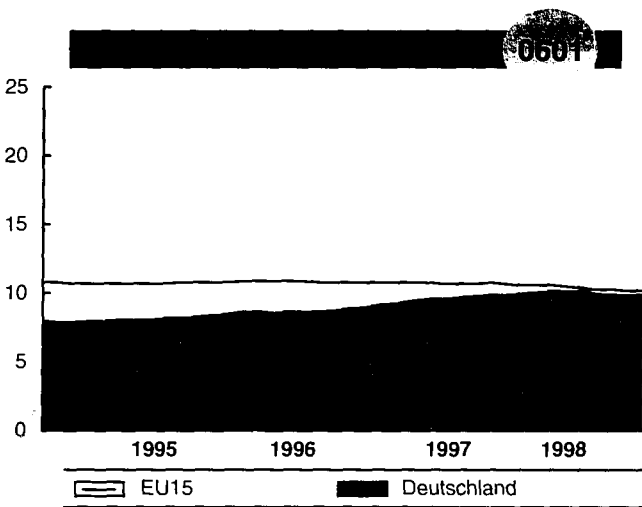
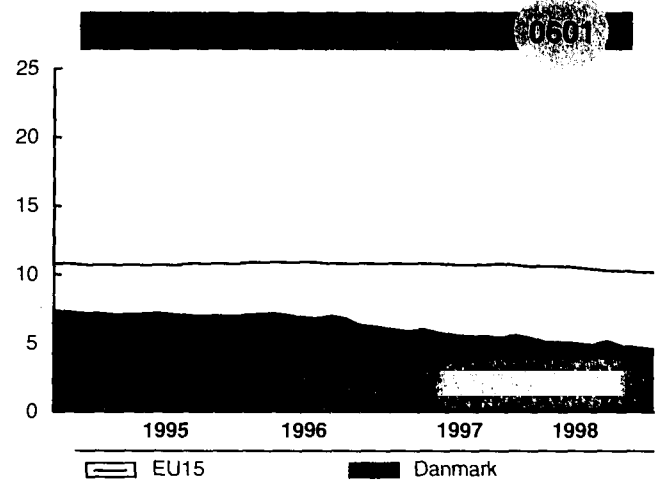
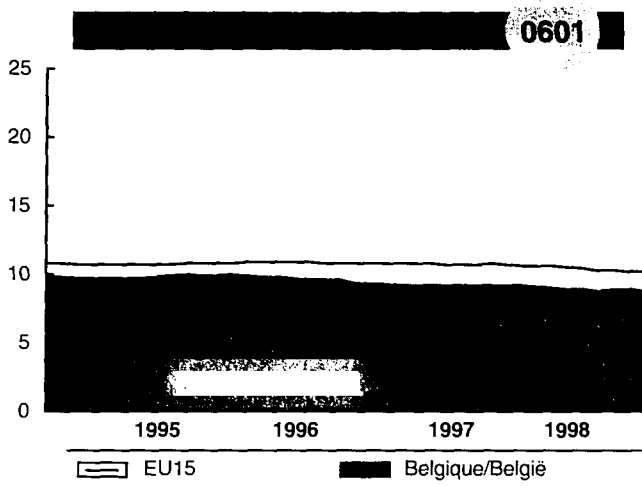
SCHAUBILDER
 GRAPHICS
 GRAPHIQUES



Arbeitslosenquoten
 insgesamt - saisonbereinigt

Unemployment rates total
 seasonally adjusted

Taux de chômage total
 désaisonné



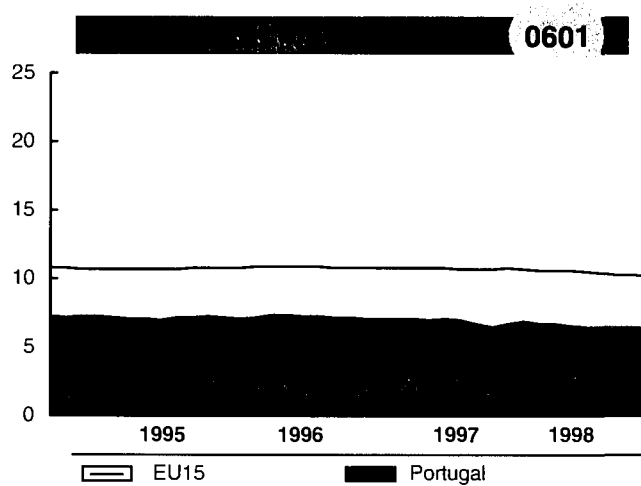
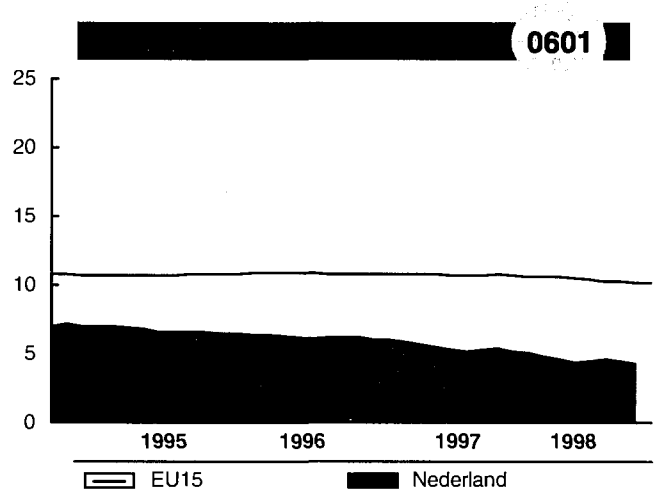
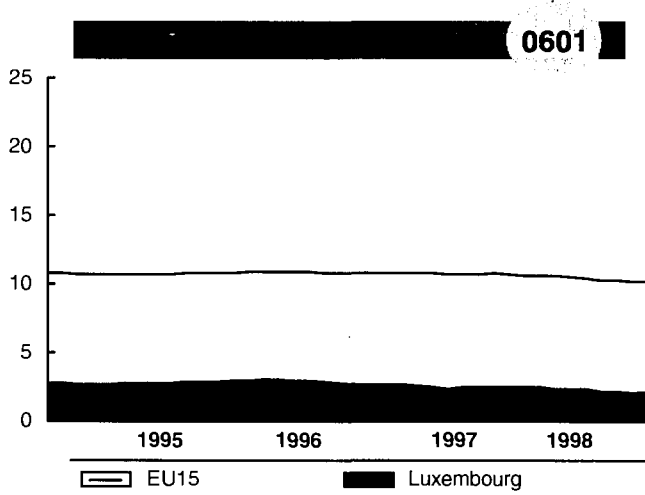
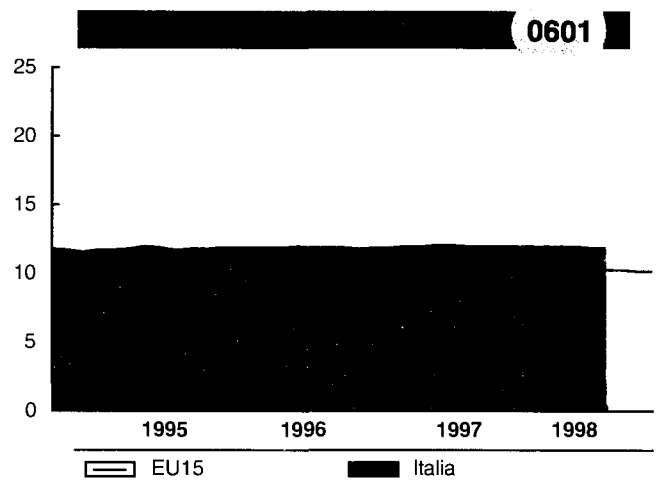
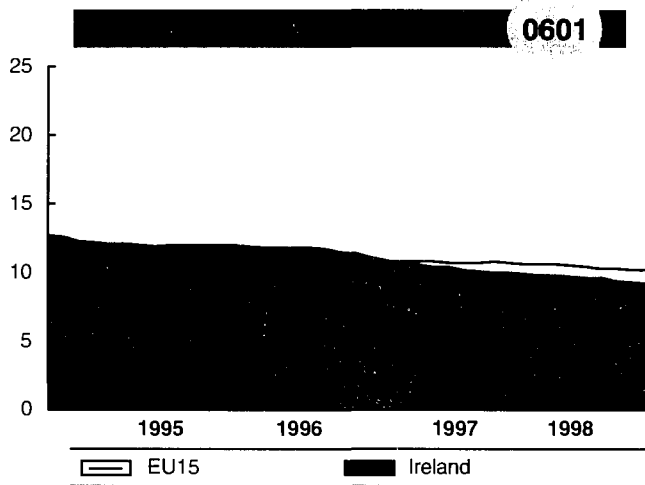
SCHAUBILDER
 GRAPHICS
 GRAPHIQUES



Arbeitslosenquoten
 insgesamt - saisonbereinigt

Unemployment rates total
 seasonally adjusted

Taux de chômage total
 désaisonné



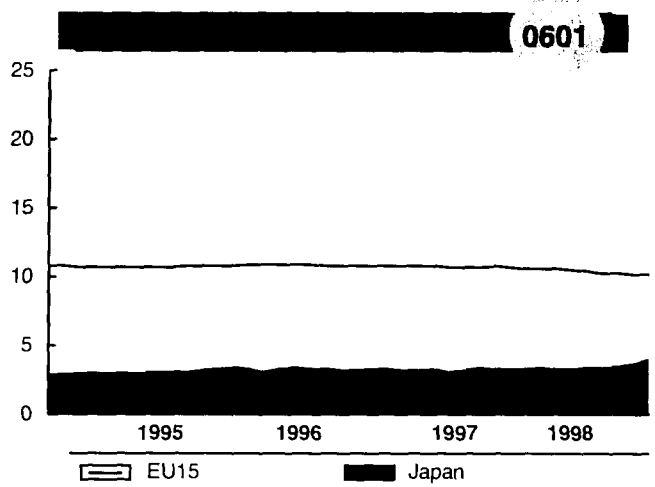
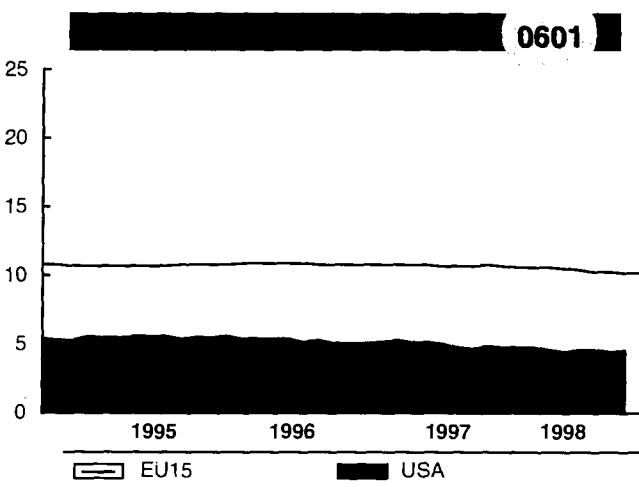

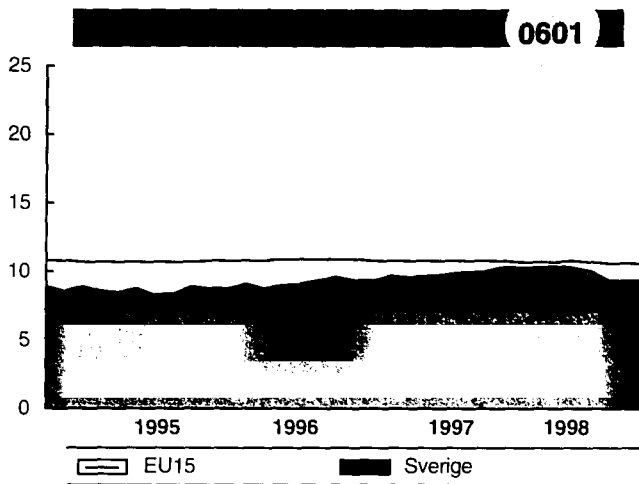
SCHAUBILDER
 GRAPHICS
 GRAPHIQUES



Arbeitslosenquoten
 insgesamt - saisonbereinigt

Unemployment rates total
 seasonally adjusted

Taux de chômage total
 désaisonné



SCHAUBILDER
 GRAPHICS
 GRAPHIQUES



Industrielle Produktion
 Industrie insgesamt
 (ohne Baugewerbe)
 Trend 1995=100

Industrial production
 Total industry
 (excluding construction)
 Trend 1995=100

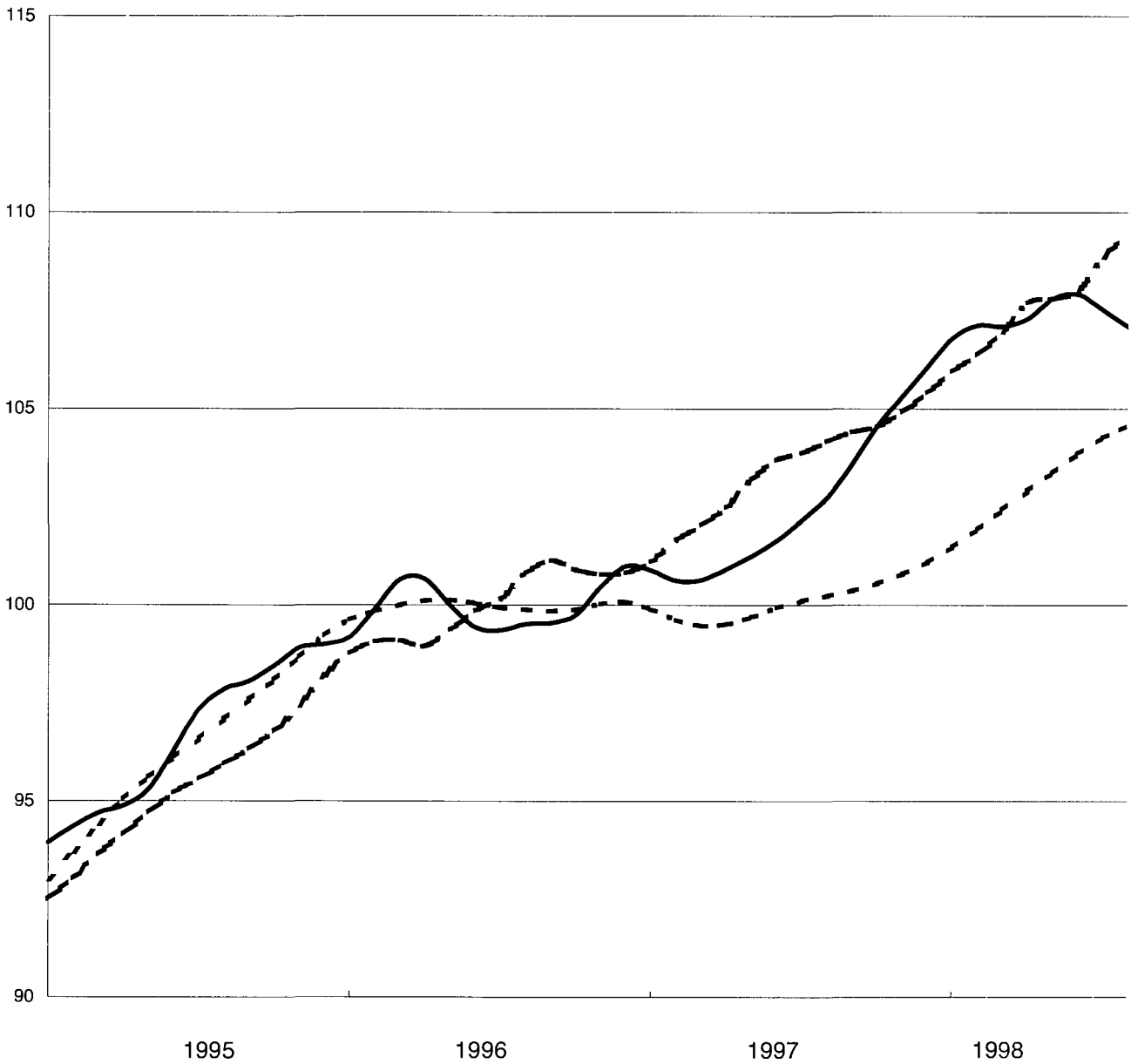
Production industrielle
 Ensemble de l'industrie
 (sans bâtiment)
 Tendence 1995=100

NACE Rev.1 C-E

- - - EU15

- - - US

— JP



SCHAUBILDER
 GRAPHICS
 GRAPHIQUES

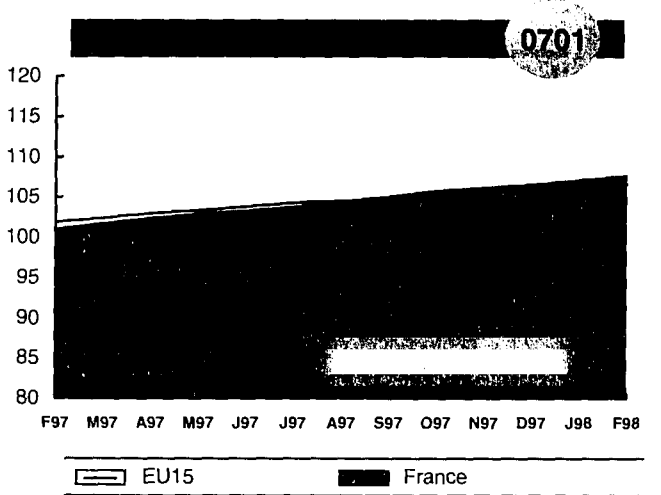
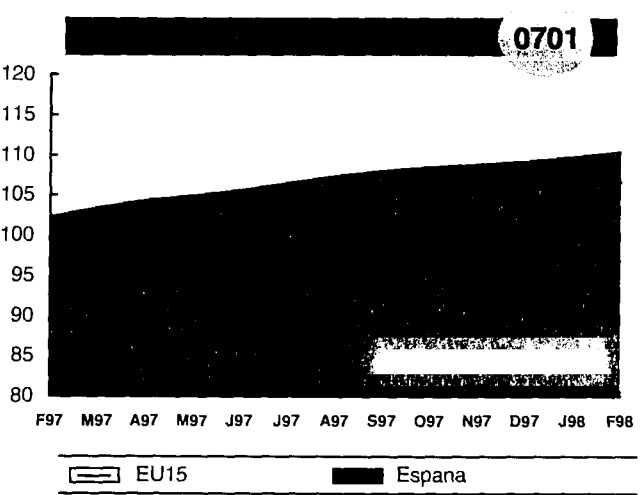
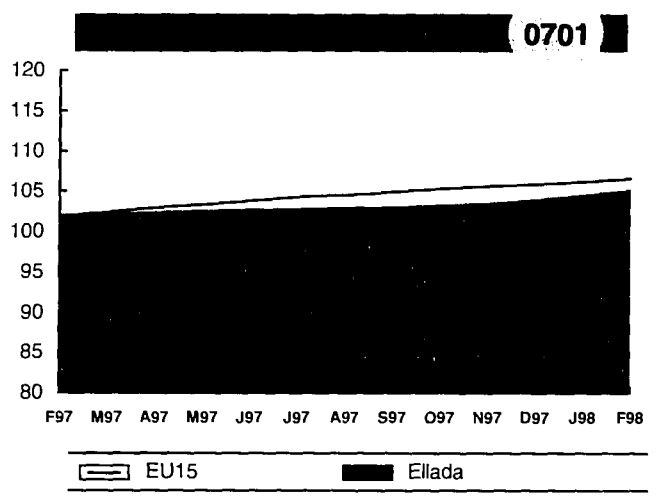
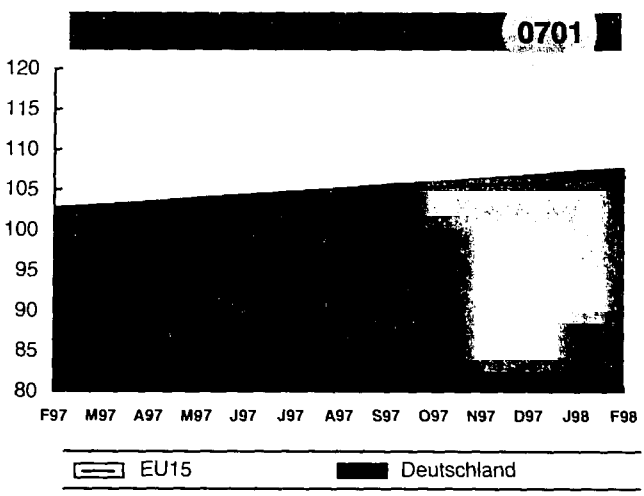
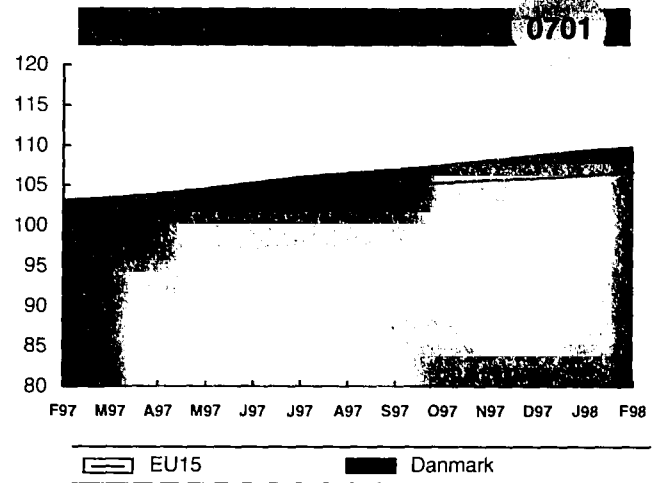



07

Industrielle Produktion
 Industrie insgesamt
 (ohne Baugewerbe)
 Trend 1995=100

Industrial production
 Total industry
 (excluding construction)
 Trend 1995=100

Production industrielle
 Ensemble de l'industrie
 (sans bâtiment)
 Tendence 1995=100



SCHAUBILDER
 GRAPHICS
 GRAPHIQUES

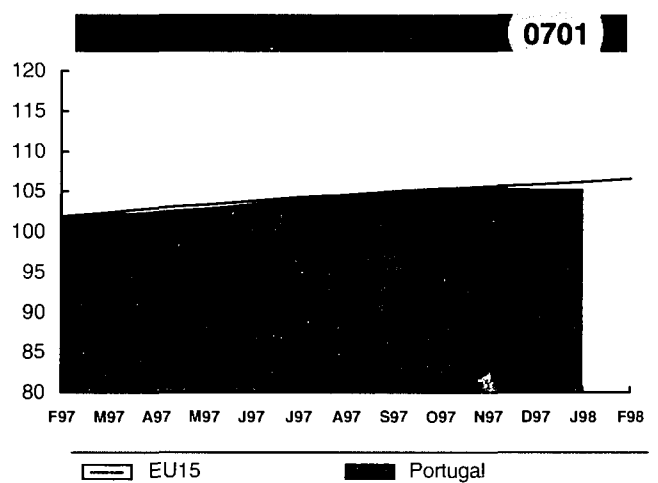
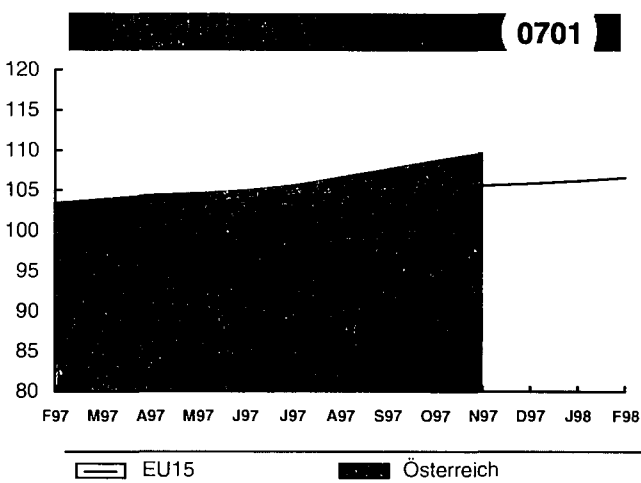
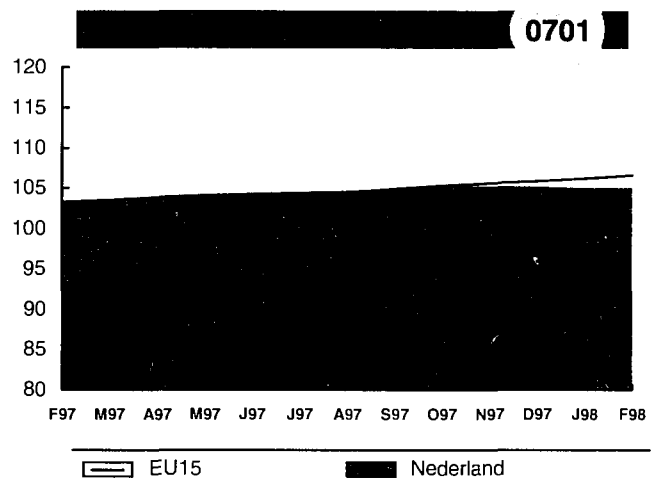
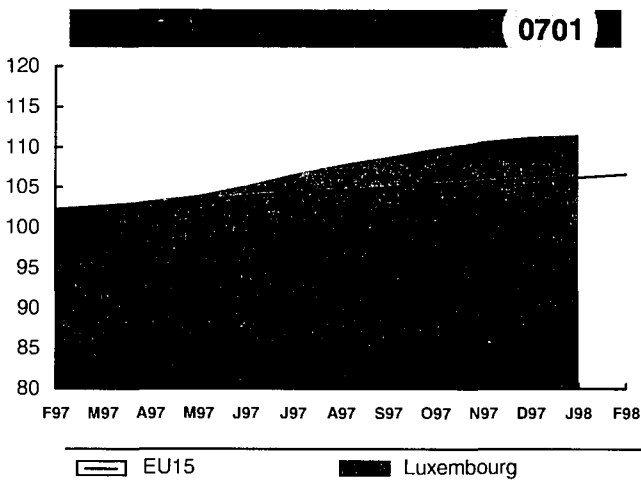
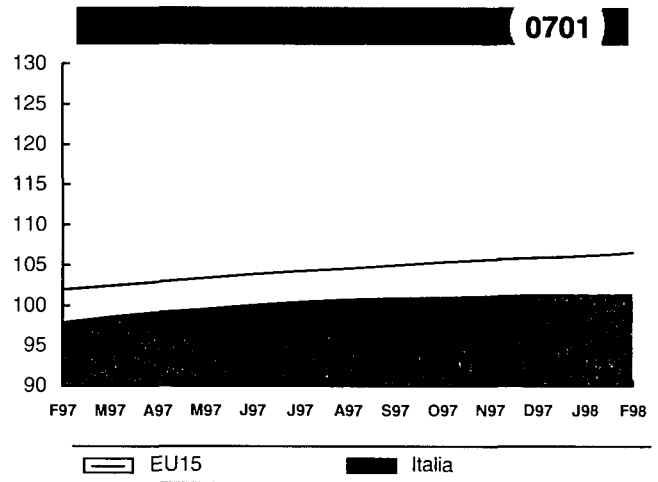
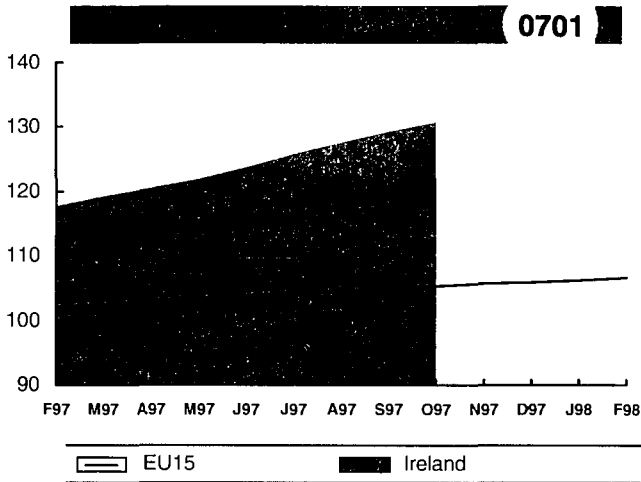


07

Industrielle Produktion
 Industrie insgesamt
 (ohne Baugewerbe)
 Trend 1995=100

Industrial production
 Total industry
 (excluding construction)
 Trend 1995=100

Production industrielle
 Ensemble de l'industrie
 (sans bâtiment)
 Tendence 1995=100



VOLKSWIRTSCHAFTLICHE GESAMTRECHNUNGEN
NATIONAL ACCOUNTS
COMPTES NATIONAUX



| | 0105 Staatsverbrauch Mrd ECU 1990 | | | | Consumption of general government Bn ECU - 1990 | | | | | | | | | | Consommation des administrations publiques Mrd ECU - 1990 | | | | |
|---------|---|--------|-------|-------|--|-------|-------|--------|------|--------|------|-------|-------|-------|---|-------|--------|--------|--------|
| | EU-15 | EUR-11 | B | DK | D | EL | E | F | IRL | I | L | NL | A | P | FIN | S | UK | US | JP |
| 1994 | 961.06 | 706.86 | 22.75 | 28.72 | 173.09 | 10.28 | 67.70 | 190.79 | 5.89 | 155.28 | 1.21 | 34.21 | 24.47 | 9.50 | 21.16 | 50.59 | 165.41 | 774.36 | 229.60 |
| 1995 | 964.60 | 708.03 | 22.96 | 29.31 | 172.96 | 10.43 | 68.90 | 190.75 | 6.12 | 153.61 | 1.24 | 34.41 | 24.98 | 9.74 | 21.55 | 50.11 | 167.51 | 773.27 | 237.18 |
| 1996 | 984.89 | 719.57 | 23.37 | 30.02 | 176.64 | 10.50 | 68.98 | 195.66 | 6.29 | 153.95 | 1.28 | 34.83 | 25.68 | 15.81 | 22.30 | 50.02 | 169.57 | 773.16 | 240.76 |
| 1997 | 987.33 | 722.85 | 23.65 | 30.90 | 176.55 | 10.49 | 69.48 | 198.00 | 6.48 | 152.82 | 1.32 | 35.60 | 25.91 | 16.14 | 22.23 | 48.99 | 168.77 | 782.48 | 240.35 |
| 1994 II | 222.30 | 176.96 | : | 7.21 | 43.47 | : | 16.79 | 47.71 | : | 38.96 | : | 8.56 | 6.17 | 2.37 | 5.28 | 12.75 | 41.57 | 192.92 | 57.59 |
| III | 221.88 | 176.81 | : | 7.18 | 43.13 | : | 17.02 | 47.74 | : | 38.75 | : | 8.56 | 6.26 | 2.38 | 5.27 | 12.59 | 41.64 | 195.71 | 57.55 |
| IV | 221.76 | 177.08 | : | 7.18 | 43.22 | : | 17.22 | 47.66 | : | 38.54 | : | 8.55 | 6.13 | 2.39 | 5.34 | 12.47 | 41.58 | 194.04 | 57.92 |
| 1995 I | 221.05 | 176.18 | : | 7.25 | 42.75 | : | 17.24 | 47.52 | : | 38.41 | : | 8.57 | 6.04 | 2.41 | 5.27 | 12.56 | 41.47 | 194.46 | 59.01 |
| II | 221.33 | 175.65 | : | 7.35 | 42.43 | : | 17.11 | 47.51 | : | 38.33 | : | 8.59 | 6.31 | 2.43 | 5.40 | 12.61 | 42.00 | 194.18 | 59.06 |
| III | 222.41 | 177.28 | : | 7.35 | 43.19 | : | 17.20 | 47.71 | : | 38.38 | : | 8.65 | 6.43 | 2.44 | 5.41 | 12.45 | 42.07 | 194.83 | 59.69 |
| IV | 223.86 | 178.92 | : | 7.36 | 44.12 | : | 17.38 | 48.01 | : | 38.46 | : | 8.60 | 6.16 | 2.46 | 5.47 | 12.36 | 42.10 | 191.41 | 59.62 |
| 1996 I | 224.18 | 178.97 | : | 7.39 | 43.63 | : | 17.36 | 48.48 | : | 38.50 | : | 8.66 | : | : | 5.49 | 12.36 | 42.32 | 191.58 | 60.15 |
| II | 225.43 | 180.08 | : | 7.50 | 44.32 | : | 17.24 | 48.80 | : | 38.58 | : | 8.70 | : | : | 5.58 | 12.38 | 42.34 | 194.55 | 59.98 |
| III | 225.90 | 180.22 | : | 7.56 | 44.24 | : | 17.19 | 49.08 | : | 38.53 | : | 8.72 | : | : | 5.60 | 12.62 | 42.35 | 194.42 | 60.11 |
| IV | 226.13 | 180.30 | : | 7.57 | 44.11 | : | 17.23 | 49.29 | : | 38.32 | : | 8.74 | : | : | 5.63 | 12.53 | 42.70 | 194.22 | 60.72 |
| 1997 I | 226.42 | 181.17 | : | 7.64 | 44.99 | : | 17.26 | 49.37 | : | 38.14 | : | 8.82 | : | : | 5.48 | 12.18 | 42.52 | 194.55 | 60.15 |
| II | 225.42 | 181.03 | : | 7.67 | 44.43 | : | 17.30 | 49.45 | : | 38.18 | : | 8.87 | : | : | 5.57 | 12.19 | 41.75 | 195.89 | 59.59 |
| III | 226.07 | 180.86 | : | 7.74 | 44.03 | : | 17.41 | 49.54 | : | 38.23 | : | 8.93 | : | : | 5.58 | 12.33 | 42.27 | 196.55 | 60.00 |
| IV | 225.13 | 179.79 | : | 7.85 | 42.75 | : | 17.53 | 49.65 | : | 38.25 | : | 8.98 | : | : | 5.59 | 12.21 | 42.36 | 197.11 | 60.82 |

| | 0106 Veränderung des Staatsverbrauchs Volumen (T/T-1 %) | | | | Changes in the consumption of general government volume terms - (T/T-1 %) | | | | | | | | | | Evolution de la consommation des administrations publiques volume - (T/T-1 %) | | | | |
|---------|---|--------|-----|------|---|------|------|------|-----|------|-----|------|------|------|---|------|------|------|------|
| | EU-15 | EUR-11 | B | DK | D | EL | E | F | IRL | I | L | NL | A | P | FIN | S | UK | US | JP |
| 1994 | 0.8 | 0.5 | 1.6 | 2.3 | 0.8 | 3.5 | -0.3 | 1.1 | 4.8 | -0.6 | 1.2 | 0.6 | 2.2 | 1.4 | -0.3 | -0.7 | 2.2 | 0.4 | 2.4 |
| 1995 | 0.4 | 0.2 | 0.9 | 2.1 | -0.1 | 1.5 | 1.8 | -0.0 | 3.9 | -1.1 | 2.3 | 0.6 | 2.1 | 2.5 | 1.9 | -1.0 | 1.3 | -0.1 | 3.3 |
| 1996 | 2.1 | 1.6 | 1.8 | 2.4 | 2.1 | 0.6 | 0.1 | 2.6 | 2.9 | 0.2 | 3.4 | 1.2 | 2.8 | 62.3 | 3.5 | -0.2 | 1.2 | -0.0 | 1.5 |
| 1997 | 0.3 | 0.5 | 1.2 | 2.9 | -0.1 | -0.1 | 0.7 | 1.2 | 3.0 | -0.7 | 3.0 | 2.2 | 0.9 | 2.1 | -0.3 | -2.1 | -0.5 | 1.2 | -0.2 |
| 1994 II | 0.8 | 0.5 | : | 0.7 | 1.6 | : | 0.5 | 0.0 | : | -0.1 | : | 0.3 | 3.8 | 0.4 | 0.4 | 0.7 | 2.0 | -0.2 | 1.5 |
| III | -0.2 | -0.1 | : | -0.4 | -0.8 | : | 1.4 | 0.1 | : | -0.5 | : | 0.0 | 1.5 | 0.5 | -0.1 | -1.3 | 0.2 | 1.5 | -0.1 |
| IV | -0.1 | 0.2 | : | -0.1 | 0.2 | : | 1.2 | -0.2 | : | -0.6 | : | -0.1 | -2.1 | 0.6 | 1.2 | -1.0 | -0.2 | -0.9 | 0.6 |
| 1995 I | -0.3 | -0.5 | : | 1.1 | -1.1 | : | 0.1 | -0.3 | : | -0.3 | : | 0.2 | -1.5 | 0.7 | -1.2 | 0.7 | -0.3 | 0.2 | 1.9 |
| II | 0.1 | -0.3 | : | 1.3 | -0.7 | : | -0.7 | -0.0 | : | -0.2 | : | 0.2 | 4.6 | 0.7 | 2.5 | 0.4 | 1.3 | -0.1 | 0.1 |
| III | 0.5 | 0.9 | : | 0.1 | 1.8 | : | 0.5 | 0.4 | : | 0.1 | : | 0.7 | 1.8 | 0.7 | 0.3 | -1.3 | 0.2 | 0.3 | 1.1 |
| IV | 0.7 | 0.9 | : | 0.1 | 2.2 | : | 1.1 | 0.6 | : | 0.2 | : | -0.6 | -4.1 | 0.7 | 1.0 | -0.7 | 0.1 | -1.8 | -0.1 |
| 1996 I | 0.1 | 0.0 | : | 0.4 | -1.1 | : | -0.2 | 1.0 | : | 0.1 | : | 0.7 | : | : | 0.4 | 0.0 | 0.5 | 0.1 | 0.9 |
| II | 0.6 | 0.6 | : | 1.6 | 1.6 | : | -0.7 | 0.7 | : | 0.2 | : | 0.5 | : | : | 1.7 | 0.1 | 0.1 | 1.6 | -0.3 |
| III | 0.2 | 0.1 | : | 0.8 | -0.2 | : | -0.3 | 0.6 | : | -0.1 | : | 0.3 | : | : | 0.3 | 2.0 | 0.0 | -0.1 | 0.2 |
| IV | 0.1 | 0.0 | : | 0.1 | -0.3 | : | 0.2 | 0.4 | : | -0.5 | : | 0.2 | : | : | 0.4 | -0.7 | 0.8 | -0.1 | 1.0 |
| 1997 I | 0.1 | 0.5 | : | 1.0 | 2.0 | : | 0.2 | 0.2 | : | -0.5 | : | 0.9 | : | : | -2.6 | -2.8 | -0.4 | 0.2 | -0.9 |
| II | -0.4 | -0.1 | : | 0.4 | -1.2 | : | 0.2 | 0.2 | : | 0.1 | : | 0.6 | : | : | 1.6 | 0.0 | -1.8 | 0.7 | -0.9 |
| III | 0.3 | -0.1 | : | 1.0 | -0.9 | : | 0.7 | 0.2 | : | 0.2 | : | 0.7 | : | : | 0.3 | 1.2 | 1.2 | 0.3 | 0.7 |
| IV | -0.4 | -0.6 | : | 1.3 | -2.9 | : | 0.7 | 0.2 | : | 0.0 | : | 0.5 | : | : | 0.2 | -1.0 | 0.2 | 0.3 | 1.4 |

Die Daten für EUR15 wurden in einer zusammenhängenden Weise errechnet, die alle verfügbaren Daten der Mitgliedstaaten, die vierteljährliche Ergebnisse bereitstellen, verwendet.

Data for EUR15 are calculated statistically using data available from those Member States which compile quarterly accounts.

Les données d'EUR15 sont calculées selon un cadre statistique utilisant comme indicateurs les données de tous les Etats membres qui élaborent une comptabilité trimestrielle.

VOLKSWIRTSCHAFTLICHE GESAMTRECHNUNGEN

NATIONAL ACCOUNTS

COMPTES NATIONAUX



| | Bruttoanlageinvestitionen 0107 Mrd ECU 1990 | | | | | | | | | | Gross fixed capital formation Bn ECU 1990 | | | | | Formation brute de capital fixe Mrd ECU 1990 | | | | |
|---------|--|--------|-------|-------|--------|-------|-------|--------|------|--------|---|-------|-------|-------|-------|--|--------|---------|--------|--|
| | EU-15 | EUR-11 | B | DK | D | EL | E | F | IRL | I | L | NL | A | P | FIN | S | UK | US | JP | |
| 1994 | 1083.55 | 880.06 | 29.11 | 20.63 | 308.71 | 15.48 | 84.31 | 184.99 | 6.49 | 151.63 | 2.04 | 46.76 | 34.78 | 15.38 | 15.38 | 26.68 | 141.18 | 856.20 | 736.95 | |
| 1995 | 1123.66 | 911.71 | 30.05 | 23.01 | 311.13 | 16.39 | 90.91 | 189.57 | 7.12 | 162.38 | 2.16 | 49.11 | 35.59 | 15.94 | 17.11 | 29.97 | 143.24 | 892.81 | 747.88 | |
| 1996 | 1139.45 | 922.22 | 30.24 | 24.66 | 307.38 | 17.07 | 91.76 | 188.65 | 8.25 | 163.02 | 2.14 | 52.10 | 35.78 | 23.46 | 18.54 | 31.09 | 145.33 | 958.97 | 823.52 | |
| 1997 | 1167.48 | 941.04 | 31.68 | 26.42 | 308.05 | 18.87 | 96.11 | 189.28 | 9.57 | 163.95 | 2.40 | 55.32 | 37.07 | 26.25 | 20.62 | 29.61 | 152.26 | 1021.03 | 793.81 | |
| 1994 II | 242.64 | 218.34 | : | 5.10 | 76.65 | : | 20.84 | 46.11 | : | 37.72 | : | 11.45 | 8.61 | 3.85 | 3.77 | 6.62 | 34.53 | 213.78 | 185.86 | |
| III | 245.90 | 221.14 | : | 5.11 | 77.21 | : | 21.22 | 46.51 | : | 38.19 | : | 11.80 | 8.57 | 3.77 | 3.87 | 6.64 | 35.30 | 217.43 | 185.50 | |
| IV | 250.27 | 224.71 | : | 5.31 | 78.41 | : | 21.67 | 47.36 | : | 38.54 | : | 11.90 | 8.86 | 4.38 | 4.04 | 6.75 | 36.17 | 219.83 | 182.61 | |
| 1995 I | 253.85 | 227.98 | : | 5.61 | 79.30 | : | 22.21 | 47.77 | : | 39.61 | : | 12.13 | 9.10 | 3.62 | 4.30 | 7.23 | 35.78 | 223.15 | 182.06 | |
| II | 253.74 | 227.22 | : | 5.61 | 77.86 | : | 22.75 | 47.13 | : | 40.26 | : | 12.51 | 8.98 | 4.24 | 4.22 | 7.30 | 36.28 | 222.96 | 184.38 | |
| III | 254.08 | 228.41 | : | 5.77 | 76.83 | : | 23.02 | 47.44 | : | 41.02 | : | 12.25 | 8.74 | 3.92 | 4.38 | 7.68 | 35.56 | 223.44 | 187.68 | |
| IV | 253.70 | 228.10 | : | 6.02 | 76.04 | : | 22.97 | 47.24 | : | 41.51 | : | 12.23 | 8.85 | 4.15 | 4.22 | 7.76 | 35.61 | 226.42 | 194.12 | |
| 1996 I | 252.93 | 227.85 | : | 5.97 | 75.25 | : | 22.92 | 47.07 | : | 41.14 | : | 12.65 | : | : | 4.45 | 7.84 | 35.66 | 232.19 | 203.95 | |
| II | 255.16 | 229.77 | : | 6.06 | 76.79 | : | 22.91 | 47.21 | : | 40.88 | : | 12.65 | : | : | 4.51 | 7.75 | 36.59 | 239.92 | 209.45 | |
| III | 257.00 | 231.88 | : | 6.38 | 77.44 | : | 22.91 | 47.22 | : | 40.63 | : | 13.23 | : | : | 4.77 | 7.86 | 36.51 | 244.25 | 204.67 | |
| IV | 256.88 | 232.72 | : | 6.24 | 77.30 | : | 23.05 | 47.15 | : | 40.39 | : | 13.58 | : | : | 4.81 | 7.63 | 36.55 | 245.99 | 205.84 | |
| 1997 I | 256.40 | 232.34 | : | 6.39 | 76.79 | : | 23.40 | 46.74 | : | 40.47 | : | 13.74 | : | : | 4.62 | 7.19 | 37.15 | 247.32 | 203.64 | |
| II | 260.49 | 235.35 | : | 6.59 | 77.11 | : | 23.80 | 47.34 | : | 40.97 | : | 14.00 | : | : | 5.14 | 7.68 | 38.10 | 254.07 | 198.31 | |
| III | 261.49 | 236.33 | : | 6.79 | 76.79 | : | 24.30 | 47.64 | : | 41.29 | : | 13.71 | : | : | 5.40 | 7.30 | 38.30 | 261.33 | 196.85 | |
| IV | 262.66 | 237.01 | : | 6.66 | 77.02 | : | 24.65 | 47.57 | : | 41.24 | : | 13.87 | : | : | 5.47 | 7.44 | 38.69 | 261.91 | 195.38 | |

| | Veränderung der 0108 Bruttoanlageinvestitionen – Volumen (T/T-1 %) | | | | | | | | | | Changes in gross fixed capital formation volume terms (T/T-1 %) | | | | | Evolution de la formation brute de capital fixe – volume (T/T-1 %) | | | | |
|---------|---|--------|------|------|------|------|------|------|------|------|---|------|------|-------|------|--|------|------|------|--|
| | EU-15 | EUR-11 | B | DK | D | EL | E | F | IRL | I | L | NL | A | P | FIN | S | UK | US | JP | |
| 1994 | 2.5 | 2.3 | -0.1 | 0.8 | 3.5 | 1.2 | 2.4 | 1.3 | 10.2 | 0.5 | -7.6 | 2.2 | 6.8 | 4.5 | 0.2 | 2.0 | 4.3 | 6.6 | -0.6 | |
| 1995 | 3.7 | 3.6 | 3.2 | 11.5 | 0.8 | 5.9 | 7.8 | 2.5 | 9.6 | 7.1 | 5.9 | 5.0 | 2.3 | 3.6 | 11.3 | 12.4 | 1.5 | 4.3 | 1.5 | |
| 1996 | 1.4 | 1.2 | 0.6 | 7.2 | -1.2 | 4.1 | 0.9 | -0.5 | 15.9 | 0.4 | -1.1 | 6.1 | 0.5 | 47.2 | 8.4 | 3.7 | 1.5 | 7.4 | 10.1 | |
| 1997 | 2.5 | 2.0 | 4.8 | 7.2 | 0.2 | 10.6 | 4.7 | 0.3 | 16.0 | 0.6 | 12.3 | 6.2 | 3.6 | 11.9 | 11.3 | -4.8 | 4.8 | 6.5 | -3.6 | |
| 1994 II | 0.6 | 1.1 | : | -0.5 | 0.7 | : | 1.1 | 2.4 | : | 1.4 | : | -1.3 | -1.6 | 13.6 | 1.9 | -0.8 | -1.8 | 2.7 | 1.4 | |
| III | 1.4 | 1.3 | : | 0.2 | 0.7 | : | 1.8 | 0.9 | : | 1.2 | : | 3.0 | -0.6 | -2.0 | 2.4 | 0.2 | 2.2 | 1.7 | -0.2 | |
| IV | 1.8 | 1.6 | : | 3.9 | 1.6 | : | 2.2 | 1.8 | : | 0.9 | : | 0.9 | 3.5 | 16.2 | 4.4 | 1.7 | 2.5 | 1.1 | -1.6 | |
| 1995 I | 1.4 | 1.5 | : | 5.6 | 1.1 | : | 2.5 | 0.9 | : | 2.8 | : | 1.9 | 2.7 | -17.3 | 6.5 | 7.2 | -1.1 | 1.5 | -0.3 | |
| II | -0.0 | -0.3 | : | 0.2 | -1.8 | : | 2.5 | -1.3 | : | 1.7 | : | 3.1 | -1.4 | 17.3 | -1.9 | 1.0 | 1.4 | -0.1 | 1.3 | |
| III | 0.1 | 0.5 | : | 2.8 | -1.3 | : | 1.2 | 0.7 | : | 1.9 | : | -2.1 | -2.7 | -7.6 | 3.8 | 5.2 | -2.0 | 0.2 | 1.8 | |
| IV | -0.2 | -0.1 | : | 4.3 | -1.0 | : | -0.2 | -0.4 | : | 1.2 | : | -0.2 | 1.3 | 5.8 | -3.5 | 1.0 | 0.2 | 1.3 | 3.4 | |
| 1996 I | -0.3 | -0.1 | : | -0.7 | -1.0 | : | -0.2 | -0.4 | : | -0.9 | : | 3.4 | : | : | 5.3 | 1.0 | 0.2 | 2.6 | 5.1 | |
| II | 0.9 | 0.8 | : | 1.6 | 2.0 | : | -0.0 | 0.3 | : | -0.6 | : | 0.0 | : | : | 1.5 | -1.1 | 2.6 | 3.3 | 2.7 | |
| III | 0.7 | 0.9 | : | 5.3 | 0.9 | : | -0.0 | 0.0 | : | -0.6 | : | 4.6 | : | : | 5.8 | 1.5 | -0.2 | 1.8 | -2.3 | |
| IV | -0.1 | 0.4 | : | -2.3 | -0.2 | : | 0.6 | -0.1 | : | -0.6 | : | 2.6 | : | : | 0.9 | -3.0 | 0.1 | 0.7 | 0.6 | |
| 1997 I | -0.2 | -0.2 | : | 2.5 | -0.7 | : | 1.5 | -0.9 | : | 0.2 | : | 1.2 | : | : | -4.0 | -5.8 | 1.7 | 0.5 | -1.1 | |
| II | 1.6 | 1.3 | : | 3.0 | 0.4 | : | 1.7 | 1.3 | : | 1.3 | : | 1.9 | : | : | 11.2 | 6.8 | 2.6 | 2.7 | -2.6 | |
| III | 0.4 | 0.4 | : | 3.1 | -0.4 | : | 2.1 | 0.6 | : | 0.8 | : | -2.1 | : | : | 5.0 | -4.9 | 0.5 | 2.9 | -0.7 | |
| IV | 0.5 | 0.3 | : | -1.9 | 0.3 | : | 1.4 | -0.2 | : | -0.1 | : | 1.2 | : | : | 1.3 | 1.9 | 1.0 | 0.2 | -0.8 | |

Die Daten für EUR15 wurden in einer zusammenhängenden Weise errechnet, die alle verfügbaren Daten der Mitgliedstaaten, die vierteljährliche Ergebnisse bereitstellen, verwendet.

Data for EUR15 are calculated statistically using data available from those Member States which compile quarterly accounts*.

Les données d'EUR15 sont calculées selon un cadre statistique utilisant comme indicateurs les données de tous les Etats membres qui élaborent une comptabilité trimestrielle.

VOLKSWIRTSCHAFTLICHE GESAMTRECHNUNGEN
NATIONAL ACCOUNTS
COMPTES NATIONAUX



| | 0109 Bestandsveränderungen und statistische Abweichungen Mio ECU – 1990 | | | | | | | | | | | | | | | | | Changes in stocks and statistical discrepancies Mio ECU – 1990 | | | Variations de stocks et divergences statistiques Mio ECU – 1990 | | |
|---------|--|--------|------|------|-------|------|-------|-------|------|-------|------|-------|-------|--------|------|------|------|--|------|--|---|--|--|
| | EU-15 | EUR-11 | B | DK | D | EL | E | F | IRL | I | L | NL | A | P | FIN | S | UK | US | JP | | | | |
| 1994 | 30351 | 22115 | 1797 | 185 | 9676 | 1556 | 528 | -1000 | -260 | 5231 | 1052 | 172 | 988 | 1051 | 4580 | 746 | 4048 | 47114 | 101 | | | | |
| 1995 | 42505 | 31343 | 1288 | 918 | 15541 | 2208 | 637 | 1214 | 169 | 5386 | 1135 | -586 | 2303 | 811 | 4236 | 1477 | 5770 | 24829 | 4726 | | | | |
| 1996 | -13086 | 3269 | 662 | 598 | 11388 | 1804 | 387 | -5403 | 535 | 2317 | 1099 | -180 | -4216 | -30494 | 3584 | -633 | 5468 | 22205 | 6054 | | | | |
| 1997 | 9590 | 24936 | 506 | 408 | 26230 | 1903 | -1491 | -4500 | -453 | 11224 | 1163 | -327 | -4246 | -31850 | 4232 | 729 | 6063 | 56944 | 5993 | | | | |
| 1994 II | 3641 | 3946 | : | 59 | 1763 | : | 117 | -894 | : | 1720 | : | -460 | 306 | 132 | 1225 | -325 | 563 | 14536 | -612 | | | | |
| III | 7941 | 7823 | : | -180 | 3130 | : | 234 | 185 | : | 1549 | : | 681 | 621 | 182 | 1360 | -260 | 1208 | 10198 | 133 | | | | |
| IV | 13135 | 11696 | : | 322 | 4235 | : | 245 | 698 | : | 2833 | : | 966 | 330 | 224 | 1678 | 245 | 1947 | 12853 | 1182 | | | | |
| 1995 I | 7961 | 9715 | : | 253 | 4294 | : | 154 | 424 | : | 1365 | : | 942 | 482 | -371 | 1044 | -579 | -56 | 10287 | 917 | | | | |
| II | 2822 | 2988 | : | 82 | 3768 | : | 148 | -525 | : | -502 | : | -2016 | 690 | 51 | 836 | -316 | 1298 | 5743 | 820 | | | | |
| III | 10898 | 9891 | : | 196 | 4189 | : | 169 | 1264 | : | 1752 | : | 111 | 582 | 183 | 1284 | -254 | 2187 | 4680 | 1330 | | | | |
| IV | 10712 | 8749 | : | 392 | 4210 | : | 168 | 50 | : | 2795 | : | 383 | 601 | 209 | 1088 | -444 | 2237 | 4962 | 1611 | | | | |
| 1996 I | 7886 | 4890 | : | 224 | 3463 | : | 147 | -2015 | : | 2945 | : | 320 | : | : | 1353 | -558 | 2110 | 2852 | 2741 | | | | |
| II | 3005 | 687 | : | 210 | 3253 | : | 105 | -673 | : | -706 | : | 298 | : | : | 587 | -766 | 574 | 5063 | 1786 | | | | |
| III | 1580 | -2237 | : | 186 | 2225 | : | 97 | -1837 | : | -202 | : | -487 | : | : | 887 | -482 | 1159 | 8230 | 1109 | | | | |
| IV | 4466 | -70 | : | -19 | 3220 | : | 39 | -878 | : | 308 | : | -304 | : | : | 770 | -126 | 1510 | 6855 | 357 | | | | |
| 1997 I | 6408 | 968 | : | -75 | 4821 | : | -182 | -1185 | : | -277 | : | -119 | : | : | 1219 | 819 | 1530 | 13580 | 233 | | | | |
| II | 11359 | 6946 | : | 224 | 5837 | : | -366 | -964 | : | 3818 | : | 158 | : | : | 1199 | -485 | 1748 | 16295 | 2094 | | | | |
| III | 11514 | 7186 | : | 237 | 8070 | : | -468 | -1066 | : | 2616 | : | 103 | : | : | 719 | -184 | 1485 | 11641 | 2179 | | | | |
| IV | 14248 | 9837 | : | 25 | 8219 | : | -473 | -1285 | : | 5054 | : | -463 | : | : | 1109 | 854 | 1177 | 16280 | 1428 | | | | |

| | 0110 Bestandsveränderungen und statistische Abweichungen Volumen – % des BIP | | | | | | | | | | | | | | | | | Changes in stocks and statistical discrepancies volume terms – % of GDP | | | Variations de stocks et divergences statistiques volume – % du PIB | | |
|---------|---|--------|-----|------|-----|-----|------|------|------|------|-----|------|------|-------|-----|------|------|---|------|--|--|--|--|
| | EU-15 | EUR-11 | B | DK | D | EL | E | F | IRL | I | L | NL | A | P | FIN | S | UK | US | JP | | | | |
| 1994 | 0.6 | : | 0.3 | 0.2 | 0.7 | 2.2 | 0.1 | -0.1 | -0.6 | 0.6 | 3.3 | 0.1 | 0.7 | 1.9 | 4.7 | 0.4 | 0.5 | 1.0 | : | | | | |
| 1995 | 0.8 | : | 0.3 | 0.8 | 1.1 | 3.1 | 0.2 | 0.1 | 0.4 | 0.6 | 3.3 | -0.2 | 1.7 | 1.4 | 4.1 | 0.8 | 0.7 | 0.5 | : | | | | |
| 1996 | -0.2 | : | 0.1 | 0.5 | 0.8 | 2.5 | 0.1 | -0.5 | 1.0 | 0.3 | 0.9 | -0.1 | -3.0 | -52.0 | 3.4 | -0.3 | 0.5 | 0.4 | : | | | | |
| 1997 | 0.2 | : | 0.0 | 0.3 | 1.8 | 2.5 | -0.3 | -0.4 | 0.7 | 1.2 | 0.3 | -0.1 | -3.0 | -52.4 | 3.7 | 0.4 | 0.4 | 1.1 | : | | | | |
| 1994 II | 0.3 | : | : | 0.2 | 0.5 | : | 0.1 | -0.4 | : | 0.8 | : | -0.8 | 0.9 | 1.0 | 5.0 | -0.8 | 0.3 | 1.2 | -0.1 | | | | |
| III | 0.6 | : | : | -0.6 | 0.9 | : | 0.2 | 0.1 | : | 0.7 | : | 1.1 | 1.8 | 1.3 | 5.5 | -0.6 | 0.6 | 0.8 | 0.0 | | | | |
| IV | 1.0 | : | : | 1.1 | 1.2 | : | 0.2 | 0.3 | : | 1.3 | : | 1.6 | 1.0 | 1.6 | 6.7 | 0.5 | 1.0 | 1.0 | 0.2 | | | | |
| 1995 I | 0.6 | : | : | 0.9 | 1.2 | : | 0.2 | 0.2 | : | 0.6 | : | 1.5 | 1.4 | -2.8 | 4.0 | -1.3 | -0.0 | 0.8 | 0.2 | | | | |
| II | 0.2 | : | : | 0.3 | 1.1 | : | 0.1 | -0.2 | : | -0.2 | : | -3.3 | 2.0 | 0.4 | 3.2 | -0.7 | 0.6 | 0.5 | 0.1 | | | | |
| III | 0.8 | : | : | 0.7 | 1.2 | : | 0.2 | 0.5 | : | 0.8 | : | 0.2 | 1.7 | 1.3 | 5.0 | -0.6 | 1.1 | 0.4 | 0.2 | | | | |
| IV | 0.8 | : | : | 1.3 | 1.2 | : | 0.2 | 0.0 | : | 1.2 | : | 0.6 | 1.8 | 1.4 | 4.2 | -1.0 | 1.1 | 0.4 | 0.3 | | | | |
| 1996 I | 0.6 | : | : | 0.8 | 1.0 | : | 0.1 | -0.8 | : | 1.3 | : | 0.5 | : | : | 5.1 | -1.2 | 0.9 | 0.2 | 0.4 | | | | |
| II | 0.2 | : | : | 0.7 | 0.9 | : | 0.1 | -0.3 | : | -0.3 | : | 0.5 | : | : | 2.2 | -1.7 | 0.1 | 0.4 | 0.3 | | | | |
| III | 0.1 | : | : | 0.6 | 0.6 | : | 0.1 | -0.7 | : | -0.1 | : | -0.8 | : | : | 3.3 | -1.0 | 0.3 | 0.6 | 0.2 | | | | |
| IV | 0.3 | : | : | -0.1 | 0.9 | : | 0.0 | -0.4 | : | 0.1 | : | -0.5 | : | : | 2.8 | -0.3 | 0.5 | 0.5 | 0.1 | | | | |
| 1997 I | 0.5 | : | : | -0.2 | 1.3 | : | -0.2 | -0.5 | : | -0.1 | : | -0.2 | : | : | 4.4 | 1.7 | 0.4 | 1.0 | 0.0 | | | | |
| II | 0.8 | : | : | 0.7 | 1.6 | : | -0.3 | -0.4 | : | 1.6 | : | 0.2 | : | : | 4.2 | -1.0 | 0.5 | 1.2 | 0.3 | | | | |
| III | 0.8 | : | : | 0.8 | 2.2 | : | -0.4 | -0.4 | : | 1.1 | : | 0.2 | : | : | 2.5 | -0.4 | 0.3 | 0.9 | 0.3 | | | | |
| IV | 1.0 | : | : | 0.1 | 2.2 | : | -0.4 | -0.5 | : | 2.2 | : | -0.7 | : | : | 3.8 | 1.8 | 0.2 | 1.2 | 0.2 | | | | |

Die Daten für EUR15 wurden in einer zusammenhängenden Weise errechnet, die alle verfügbaren Daten der Mitgliedstaaten, die vierteljährliche Ergebnisse bereitstellen, verwendet.

Data for EUR15 are calculated statistically using data available from those Member States which compile quarterly accounts*.

Les données d'EUR15 sont calculées selon un cadre statistique utilisant comme indicateurs les données de tous les Etats membres qui élaborent une comptabilité trimestrielle.

VOLKSWIRTSCHAFTLICHE GESAMTRECHNUNGEN
NATIONAL ACCOUNTS
COMPTES NATIONAUX



| | Ausfuhr von Waren und Dienstleistungen 0111 Mrd ECU – 1990 | | | | | | | | | | Exports of goods and services Bn ECU 1990 | | | | | Exportations de biens et services Mrd ECU – 1990 | | | |
|---------|--|---------|---------|--------|--------|--------|--------|--------|--------|--------|---|--------|--------|-------|-------|---|--------|--------|--------|
| | EU-15 | EUR-11 | B | DK | D | EL | E | F | IRL | I | L | NL | A | P | FIN | S | UK | US | JP |
| | 1994 | 1678.94 | 1333.27 | 122.19 | 43.33 | 357.32 | 13.34 | 96.98 | 244.67 | 31.47 | 223.33 | 9.26 | 141.14 | 55.91 | 21.77 | 33.24 | 66.34 | 218.66 | 552.35 |
| 1995 | 1815.58 | 1441.01 | 130.49 | 45.61 | 380.83 | 13.62 | 106.67 | 260.17 | 37.63 | 250.24 | 9.60 | 151.10 | 58.71 | 24.41 | 35.96 | 74.91 | 235.63 | 613.47 | 309.20 |
| 1996 | 1909.92 | 1512.40 | 134.66 | 47.49 | 400.44 | 13.07 | 117.18 | 273.69 | 41.42 | 248.62 | 9.87 | 157.97 | 66.86 | 30.26 | 37.37 | 79.47 | 251.54 | 664.51 | 319.82 |
| 1997 | 2086.86 | 1655.71 | 142.94 | 49.64 | 443.20 | 13.75 | 132.29 | 307.00 | 47.65 | 264.71 | 10.50 | 166.87 | 72.18 | 32.72 | 42.17 | 89.63 | 271.61 | 746.47 | 354.97 |
| 1994 II | 353.50 | 330.80 | : | 10.88 | 89.60 | : | 23.92 | 60.96 | : | 54.25 | : | 35.31 | 13.70 | 5.30 | 8.18 | 16.28 | 54.09 | 136.75 | 72.99 |
| III | 359.66 | 336.67 | : | 11.10 | 90.71 | : | 24.45 | 61.34 | : | 56.80 | : | 35.19 | 13.79 | 5.60 | 8.54 | 16.61 | 54.93 | 140.24 | 73.91 |
| IV | 368.35 | 343.80 | : | 11.15 | 91.43 | : | 25.30 | 63.53 | : | 58.08 | : | 35.80 | 14.70 | 5.69 | 8.66 | 17.76 | 56.62 | 145.14 | 74.94 |
| 1995 I | 382.88 | 357.93 | : | 11.60 | 94.12 | : | 26.06 | 65.86 | : | 63.07 | : | 36.32 | 14.57 | 6.02 | 9.12 | 18.45 | 53.30 | 147.68 | 75.70 |
| II | 387.74 | 365.02 | : | 11.34 | 94.99 | : | 26.52 | 65.93 | : | 64.32 | : | 39.43 | 14.75 | 6.01 | 9.18 | 18.58 | 57.46 | 150.98 | 78.36 |
| III | 383.57 | 357.57 | : | 11.32 | 94.89 | : | 26.85 | 64.13 | : | 61.92 | : | 37.40 | 14.70 | 6.02 | 8.69 | 18.84 | 53.53 | 155.84 | 77.49 |
| IV | 386.45 | 360.49 | : | 11.37 | 96.29 | : | 27.28 | 64.25 | : | 60.92 | : | 37.94 | 14.75 | 6.35 | 8.98 | 19.03 | 60.38 | 160.15 | 77.72 |
| 1996 I | 395.35 | 370.90 | : | 11.70 | 98.26 | : | 27.99 | 67.63 | : | 62.02 | : | 38.26 | : | : | 8.90 | 19.22 | 61.38 | 160.85 | 77.82 |
| II | 396.27 | 370.24 | : | 11.94 | 97.59 | : | 28.92 | 66.38 | : | 61.22 | : | 38.82 | : | : | 9.30 | 19.64 | 62.53 | 164.58 | 78.13 |
| III | 405.96 | 381.44 | : | 11.84 | 100.81 | : | 29.83 | 68.81 | : | 62.15 | : | 40.26 | : | : | 9.28 | 19.97 | 63.00 | 165.35 | 80.04 |
| IV | 415.55 | 389.81 | : | 12.02 | 103.07 | : | 30.47 | 70.88 | : | 63.23 | : | 40.63 | : | : | 9.89 | 20.64 | 64.66 | 175.01 | 83.90 |
| 1997 I | 415.87 | 387.20 | : | 12.14 | 103.45 | : | 31.27 | 71.86 | : | 59.76 | : | 40.68 | : | : | 9.89 | 20.80 | 65.87 | 179.20 | 85.07 |
| II | 438.59 | 410.17 | : | 12.21 | 110.04 | : | 32.39 | 76.14 | : | 65.77 | : | 41.06 | : | : | 10.42 | 22.49 | 67.97 | 186.93 | 89.98 |
| III | 453.52 | 426.07 | : | 12.51 | 113.36 | : | 33.69 | 78.75 | : | 69.95 | : | 42.05 | : | : | 11.13 | 23.09 | 68.92 | 188.97 | 88.63 |
| IV | 458.88 | 432.27 | : | 12.77 | 116.06 | : | 34.98 | 80.25 | : | 69.20 | : | 43.06 | : | : | 10.75 | 23.28 | 68.89 | 192.80 | 91.37 |

| | Veränderung der Ausfuhr von Waren und Dienstleistungen – Volumen 0112 (T/T-1 %) | | | | | | | | | | Changes in exports of goods and services – volume terms (T/T-1 %) | | | | | Evolution des exportations de biens et services – volume (T/T-1 %) | | | |
|---------|---|--------|-----|------|------|------|------|------|------|------|--|------|------|------|------|---|------|------|------|
| | EU-15 | EUR-11 | B | DK | D | EL | E | F | IRL | I | L | NL | A | P | FIN | S | UK | US | JP |
| | 1994 | 9.0 | 8.7 | 9.5 | 8.0 | 7.9 | 7.4 | 16.7 | 6.0 | 14.2 | 10.3 | 5.9 | 6.7 | 5.2 | 11.5 | 13.3 | 14.0 | 9.3 | 8.2 |
| 1995 | 8.1 | 8.1 | 6.8 | 5.3 | 6.6 | 2.1 | 10.0 | 6.3 | 19.6 | 12.1 | 3.7 | 7.1 | 5.0 | 12.1 | 8.2 | 12.9 | 7.8 | 11.1 | 5.4 |
| 1996 | 5.2 | 5.0 | 3.2 | 4.1 | 5.2 | -4.0 | 9.9 | 5.2 | 10.1 | -0.7 | 2.8 | 4.6 | 13.9 | 24.0 | 3.9 | 6.1 | 6.8 | 8.3 | 3.4 |
| 1997 | 9.3 | 9.5 | 6.2 | 4.5 | 10.7 | 5.2 | 12.9 | 12.2 | 15.0 | 6.5 | 6.4 | 5.6 | 8.0 | 8.1 | 12.8 | 12.8 | 8.0 | 12.3 | 11.0 |
| 1994 II | 2.8 | 2.7 | : | 6.6 | 4.1 | : | 2.5 | 3.6 | : | 0.1 | : | 1.4 | -0.2 | 2.7 | 3.9 | 3.8 | 1.9 | 4.2 | 2.1 |
| III | 1.7 | 1.8 | : | 2.1 | 1.2 | : | 2.2 | 0.6 | : | 4.7 | : | -0.3 | 0.7 | 5.7 | 4.5 | 2.1 | 1.5 | 2.6 | 1.3 |
| IV | 2.4 | 2.1 | : | 0.5 | 0.8 | : | 3.5 | 3.6 | : | 2.3 | : | 1.7 | 6.6 | 1.6 | 1.4 | 6.9 | 3.1 | 3.5 | 1.4 |
| 1995 I | 3.9 | 4.1 | : | 4.0 | 3.0 | : | 3.0 | 3.7 | : | 8.6 | : | 1.4 | -0.9 | 5.8 | 5.3 | 3.9 | 3.0 | 1.8 | 1.0 |
| II | 1.3 | 2.0 | : | -2.2 | 0.9 | : | 1.7 | 0.1 | : | 2.0 | : | 8.6 | 1.2 | -0.2 | 0.7 | 0.7 | -1.4 | 2.2 | 3.5 |
| III | -1.1 | -2.0 | : | -0.2 | -0.1 | : | 1.3 | -2.7 | : | -3.7 | : | -5.1 | -0.4 | 0.2 | -5.3 | 1.4 | 3.6 | 3.2 | -1.1 |
| IV | 0.8 | 0.8 | : | 0.4 | 1.5 | : | 1.6 | 0.2 | : | -1.6 | : | 1.4 | 0.4 | 5.6 | 3.3 | 1.0 | 1.4 | 2.8 | 0.3 |
| 1996 I | 2.3 | 2.9 | : | 2.9 | 2.1 | : | 2.6 | 5.3 | : | 1.8 | : | 0.8 | : | : | -0.9 | 1.0 | 1.7 | 0.4 | 0.1 |
| II | 0.2 | -0.2 | : | 2.1 | -0.7 | : | 3.4 | -1.9 | : | -1.3 | : | 1.5 | : | : | 4.5 | 2.2 | 1.9 | 2.3 | 0.4 |
| III | 2.5 | 3.0 | : | -0.9 | 3.3 | : | 3.2 | 3.7 | : | 1.5 | : | 3.7 | : | : | -0.2 | 1.6 | 0.8 | 0.5 | 2.4 |
| IV | 2.4 | 2.2 | : | 1.6 | 2.2 | : | 2.1 | 3.0 | : | 1.7 | : | 0.9 | : | : | 6.5 | 3.4 | 2.6 | 5.8 | 4.8 |
| 1997 I | 0.1 | -0.7 | : | 1.0 | 0.4 | : | 2.6 | 1.4 | : | -5.5 | : | 0.1 | : | : | -0.1 | 0.8 | 1.9 | 2.4 | 1.4 |
| II | 5.5 | 5.9 | : | 0.6 | 6.4 | : | 3.6 | 6.0 | : | 10.1 | : | 0.9 | : | : | 5.4 | 8.1 | 3.2 | 4.3 | 5.8 |
| III | 3.4 | 3.9 | : | 2.4 | 3.0 | : | 4.0 | 3.4 | : | 6.4 | : | 2.4 | : | : | 6.7 | 2.7 | 1.4 | 1.1 | -1.5 |
| IV | 1.2 | 1.5 | : | 2.1 | 2.4 | : | 3.9 | 1.9 | : | -1.1 | : | 2.4 | : | : | -3.4 | 0.8 | -0.1 | 2.0 | 3.1 |

Die Daten für EUR15 wurden in einer zusammenhängenden Weise errechnet, die alle verfügbaren Daten der Mitgliedstaaten, die vierteljährliche Ergebnisse bereitstellen, verwendet.

Data for EUR15 are calculated statistically using data available from those Member States which compile quarterly accounts".

Les données d'EUR15 sont calculées selon un cadre statistique utilisant comme indicateurs les données de tous les Etats membres qui élaborent une comptabilité trimestrielle.

VOLKSWIRTSCHAFTLICHE GESAMTRECHNUNGEN
NATIONAL ACCOUNTS
COMPTES NATIONAUX



| | Außenhandelsaldo 0113 Mrd ECU 1990 | | | | | | | | | | External trade balance Bn ECU 1990 | | | | | Solde du commerce extérieur Mrd ECU 1990 | | | | |
|---------|---|--------|------|------|-------|-------|-------|-------|-------|-------|--|-------|-------|-------|------|--|--------|---------|-------|--|
| | EU-15 | EUR-11 | B | DK | D | EL | E | F | IRL | I | L | NL | A | P | FIN | S | UK | US | JP | |
| 1994 | 77.77 | 78.14 | 5.09 | 5.15 | -2.14 | -8.08 | -0.48 | 16.48 | 6.74 | 37.05 | 0.43 | 18.27 | -0.89 | -6.07 | 6.79 | 9.66 | -10.22 | -91.55 | 48.92 | |
| 1995 | 99.06 | 91.52 | 6.23 | 3.69 | -4.94 | -9.13 | -1.49 | 20.34 | 9.22 | 46.09 | 0.45 | 19.40 | -2.13 | -5.83 | 7.67 | 12.43 | -2.91 | -88.03 | 30.01 | |
| 1996 | 125.37 | 118.25 | 6.89 | 4.03 | 3.71 | -9.04 | 2.29 | 26.67 | 10.08 | 47.88 | 0.73 | 19.29 | 2.03 | -4.65 | 7.86 | 14.67 | -7.07 | -101.12 | 8.71 | |
| 1997 | 153.41 | 148.71 | 8.09 | 3.13 | 18.80 | -9.66 | 5.79 | 40.77 | 11.92 | 40.04 | 0.76 | 19.38 | 3.83 | -5.84 | 9.91 | 17.26 | -10.79 | -127.75 | 43.99 | |
| 1994 II | 21.94 | 21.28 | : | 1.37 | 0.77 | : | 0.03 | 4.31 | : | 8.55 | : | 4.98 | -0.25 | -1.42 | 1.78 | 2.22 | -2.13 | -22.75 | 12.61 | |
| III | 21.67 | 20.08 | : | 1.41 | -0.27 | : | -0.07 | 3.98 | : | 9.92 | : | 4.14 | -0.52 | -1.50 | 1.77 | 2.55 | -1.72 | -24.23 | 12.00 | |
| IV | 18.47 | 17.66 | : | 1.23 | -1.59 | : | -0.27 | 4.66 | : | 9.33 | : | 3.98 | -0.06 | -1.72 | 1.25 | 2.64 | -2.77 | -23.28 | 11.61 | |
| 1995 I | 28.13 | 24.58 | : | 1.32 | -0.76 | : | -0.43 | 5.93 | : | 12.69 | : | 3.65 | -0.30 | -1.59 | 2.13 | 2.99 | 0.62 | -24.83 | 10.03 | |
| II | 28.14 | 27.07 | : | 1.07 | -1.75 | : | -0.45 | 5.79 | : | 13.23 | : | 6.40 | -0.68 | -1.56 | 2.16 | 3.22 | -1.59 | -24.76 | 10.25 | |
| III | 21.27 | 18.79 | : | 0.81 | -1.75 | : | -0.35 | 3.83 | : | 10.49 | : | 4.53 | -0.61 | -1.56 | 1.59 | 3.17 | -0.94 | -20.91 | 6.43 | |
| IV | 22.71 | 21.08 | : | 0.49 | -0.88 | : | -0.25 | 4.79 | : | 9.68 | : | 4.80 | -0.45 | -1.12 | 1.80 | 3.12 | -0.89 | -17.65 | 3.46 | |
| 1996 I | 25.44 | 25.42 | : | 0.94 | -0.05 | : | -0.14 | 6.29 | : | 11.11 | : | 4.80 | : | : | 1.41 | 3.21 | -2.09 | -22.54 | 1.70 | |
| II | 29.33 | 28.50 | : | 1.12 | 0.13 | : | 0.25 | 5.66 | : | 12.89 | : | 4.79 | : | : | 2.12 | 3.88 | -1.55 | -24.93 | 0.34 | |
| III | 32.17 | 32.42 | : | 0.97 | 1.31 | : | 0.87 | 7.06 | : | 13.01 | : | 4.95 | : | : | 2.04 | 3.71 | -1.77 | -30.11 | 2.13 | |
| IV | 32.40 | 31.91 | : | 0.99 | 2.14 | : | 1.32 | 7.66 | : | 10.87 | : | 4.74 | : | : | 2.30 | 3.95 | -1.53 | -23.70 | 4.46 | |
| 1997 I | 31.90 | 31.44 | : | 0.91 | 1.67 | : | 1.44 | 8.68 | : | 10.32 | : | 4.54 | : | : | 2.16 | 3.74 | -1.60 | -27.85 | 5.27 | |
| II | 34.53 | 35.45 | : | 0.63 | 4.59 | : | 1.39 | 10.25 | : | 9.21 | : | 4.42 | : | : | 2.32 | 4.32 | -2.71 | -30.03 | 11.97 | |
| III | 40.24 | 41.36 | : | 0.65 | 6.29 | : | 1.37 | 10.51 | : | 11.28 | : | 4.94 | : | : | 2.87 | 4.69 | -2.44 | -35.49 | 11.48 | |
| IV | 38.18 | 40.46 | : | 0.94 | 6.46 | : | 1.59 | 11.33 | : | 9.23 | : | 5.47 | : | : | 2.56 | 4.62 | -3.90 | -34.57 | 15.24 | |

| | Außenhandelsaldo 0114 Volumen % des BIP | | | | | | | | | | External trade balance volume terms % of GDP | | | | | Solde du commerce extérieur volume % du PIB | | | | |
|---------|--|--------|-----|-----|------|-------|------|-----|------|-----|--|------|------|-------|------|---|------|------|-----|--|
| | EU-15 | EUR-11 | B | DK | D | EL | E | F | IRL | I | L | NL | A | P | FIN | S | UK | US | JP | |
| 1994 | 1.4 | : | 3.1 | 4.6 | -0.2 | -11.5 | -0.1 | 1.7 | 15.7 | 4.2 | 4.2 | 7.5 | -0.7 | -10.9 | 6.9 | 5.4 | -1.3 | -1.9 | 2.0 | |
| 1995 | 1.7 | : | 3.8 | 3.2 | -0.4 | -12.8 | -0.4 | 2.1 | 19.3 | 5.1 | 4.2 | 7.8 | -1.6 | -10.2 | 7.4 | 6.7 | -0.4 | -1.8 | 1.2 | |
| 1996 | 2.2 | : | 4.1 | 3.3 | 0.3 | -12.3 | 0.5 | 2.6 | 19.5 | 5.2 | 4.5 | 7.5 | 1.5 | -7.9 | 7.3 | 7.8 | -0.8 | -2.0 | 0.3 | |
| 1997 | 2.6 | : | : | 2.5 | 1.3 | -12.7 | 1.3 | 4.0 | 21.3 | 4.3 | 4.9 | 7.3 | 2.7 | -9.6 | 8.7 | 9.1 | -1.2 | -2.4 | 1.7 | |
| 1994 II | 1.7 | : | : | 4.8 | 0.2 | : | 0.0 | 1.8 | : | 3.9 | : | 8.3 | -0.8 | -10.2 | 7.3 | 5.1 | -1.1 | -1.9 | 2.0 | |
| III | 1.7 | : | : | 5.0 | -0.1 | : | -0.1 | 1.6 | : | 4.5 | : | 6.8 | -1.5 | -10.8 | 7.1 | 5.8 | -0.9 | -2.0 | 1.9 | |
| IV | 1.4 | : | : | 4.3 | -0.5 | : | -0.3 | 1.9 | : | 4.2 | : | 6.5 | -0.2 | -12.0 | 5.0 | 5.9 | -1.4 | -1.9 | 1.9 | |
| 1995 I | 2.2 | : | : | 4.5 | -0.2 | : | -0.4 | 2.4 | : | 5.6 | : | 6.0 | -0.9 | -12.2 | 8.3 | 6.7 | 0.3 | -2.0 | 1.6 | |
| II | 2.2 | : | : | 3.7 | -0.5 | : | -0.4 | 2.3 | : | 5.8 | : | 10.4 | -2.0 | -11.0 | 8.4 | 7.1 | -0.8 | -2.0 | 1.6 | |
| III | 1.6 | : | : | 2.8 | -0.5 | : | -0.3 | 1.5 | : | 4.6 | : | 7.3 | -1.8 | -11.0 | 6.1 | 6.9 | -0.5 | -1.7 | 1.0 | |
| IV | 1.7 | : | : | 1.7 | -0.3 | : | -0.2 | 1.9 | : | 4.2 | : | 7.7 | -1.3 | -7.6 | 7.0 | 6.8 | -0.4 | -1.4 | 0.5 | |
| 1996 I | 1.9 | : | : | 3.2 | -0.0 | : | -0.1 | 2.5 | : | 4.8 | : | 7.6 | : | : | 5.4 | 7.0 | -1.0 | -1.8 | 0.3 | |
| II | 2.2 | : | : | 3.7 | 0.0 | : | 0.2 | 2.3 | : | 5.7 | : | 7.5 | : | : | 8.0 | 8.4 | -0.8 | -2.0 | 0.1 | |
| III | 2.4 | : | : | 3.2 | 0.4 | : | 0.8 | 2.8 | : | 5.7 | : | 7.7 | : | : | 7.6 | 7.9 | -0.9 | -2.4 | 0.3 | |
| IV | 2.4 | : | : | 3.3 | 0.6 | : | 1.2 | 3.0 | : | 4.8 | : | 7.3 | : | : | 8.4 | 8.4 | -0.7 | -1.8 | 0.7 | |
| 1997 I | 2.4 | : | : | 3.0 | 0.5 | : | 1.3 | 3.4 | : | 4.5 | : | 7.0 | : | : | 7.9 | 7.9 | -0.8 | -2.1 | 0.8 | |
| II | 2.6 | : | : | 2.0 | 1.3 | : | 1.3 | 4.0 | : | 4.0 | : | 6.7 | : | : | 8.2 | 9.1 | -1.3 | -2.3 | 1.8 | |
| III | 3.0 | : | : | 2.1 | 1.7 | : | 1.3 | 4.1 | : | 4.8 | : | 7.4 | : | : | 10.0 | 9.8 | -1.1 | -2.7 | 1.7 | |
| IV | 2.8 | : | : | 3.0 | 1.8 | : | 1.4 | 4.3 | : | 3.9 | : | 8.2 | : | : | 8.8 | 9.5 | -1.8 | -2.6 | 2.3 | |

Die Daten für EUR15 wurden in einer zusammenhängenden Weise errechnet, die alle verfügbaren Daten der Mitgliedstaaten, die vierjährliche Ergebnisse bereitstellen, verwendet.

Data for EUR15 are calculated statistically using data available from those Member States which compile quarterly accounts.

Les données d'EUR15 sont calculées selon un cadre statistique utilisant comme indicateurs les données de tous les Etats membres qui élaborent une comptabilité trimestrielle.

VOLKSWIRTSCHAFTLICHE GESAMTRECHNUNGEN

NATIONAL ACCOUNTS

COMPTES NATIONAUX



| | 0115 Impliziter Deflator des Bruttoinlandsprodukts 1990 = 100 – ECU | | | | | | | | | | | | | | | | | | |
|---------|---|--------|-------|-------|-------|-------|-------|-------|-------|-------|-------|-------|-------|-------|------|-------|-------|-------|-------|
| | Implicit deflator of gross domestic product 1990 = 100 – ECU | | | | | | | | | | | | | | | | | | |
| | Deflateur implicite du produit intérieur brut 1990 = 100 – ECU | | | | | | | | | | | | | | | | | | |
| | EU-15 | EUR-11 | B | DK | D | EL | E | F | IRL | I | L | NL | A | P | FIN | S | UK | US | JP |
| 1994 | 111.8 | : | 121.6 | 112.7 | 124.6 | 117.8 | 101.1 | 115.3 | 106.0 | 96.7 | 120.1 | 117.4 | 123.9 | 127.7 | 84.0 | 93.8 | 107.6 | 120.2 | 159.5 |
| 1995 | 113.4 | : | 127.2 | 118.5 | 130.6 | 122.3 | 103.4 | 118.1 | 103.6 | 91.4 | 124.9 | 122.7 | 129.6 | 135.4 | 93.3 | 95.5 | 103.2 | 112.1 | 156.3 |
| 1996 | 117.1 | : | 127.1 | 119.9 | 129.5 | 133.1 | 108.1 | 120.1 | 107.6 | 104.3 | 121.6 | 121.9 | 128.8 | 142.0 | 92.5 | 105.8 | 108.4 | 118.1 | 138.6 |
| 1997 | 120.1 | : | 125.1 | 120.0 | 126.6 | 140.3 | 107.1 | 119.1 | 118.8 | 108.7 | 120.7 | 120.2 | 127.0 | 142.7 | 92.7 | 105.4 | 130.7 | 134.8 | 140.4 |
| 1994 II | 110.9 | : | : | 112.2 | 123.7 | : | 100.7 | 114.6 | : | 98.9 | : | 116.7 | 123.3 | 126.0 | 81.7 | 95.4 | 107.6 | 122.1 | 161.4 |
| III | 110.9 | : | : | 113.3 | 125.4 | : | 101.7 | 115.8 | : | 96.3 | : | 118.1 | 123.4 | 128.7 | 83.2 | 92.1 | 105.6 | 116.6 | 159.0 |
| IV | 111.5 | : | : | 113.7 | 126.3 | : | 102.2 | 116.0 | : | 95.0 | : | 118.6 | 124.4 | 130.1 | 88.8 | 96.5 | 107.2 | 116.1 | 157.1 |
| 1995 I | 111.3 | : | : | 115.6 | 128.9 | : | 99.6 | 116.7 | : | 90.9 | : | 121.9 | 129.3 | 143.1 | 90.5 | 95.7 | 105.3 | 114.0 | 157.8 |
| II | 111.3 | : | : | 118.8 | 131.4 | : | 102.4 | 117.4 | : | 87.3 | : | 123.3 | 131.6 | 135.1 | 92.6 | 92.7 | 102.4 | 109.6 | 170.5 |
| III | 112.8 | : | : | 119.8 | 130.8 | : | 105.2 | 119.0 | : | 92.8 | : | 122.5 | 127.9 | 135.9 | 94.0 | 96.3 | 102.5 | 111.7 | 156.0 |
| IV | 113.7 | : | : | 120.0 | 131.4 | : | 106.1 | 119.5 | : | 94.4 | : | 123.1 | 129.3 | 135.1 | 95.6 | 104.2 | 102.3 | 111.9 | 143.7 |
| 1996 I | 114.8 | : | : | 120.0 | 130.7 | : | 108.0 | 119.9 | : | 99.5 | : | 121.8 | : | : | 93.4 | 105.5 | 104.0 | 115.3 | 140.7 |
| II | 115.9 | : | : | 119.4 | 129.3 | : | 108.3 | 120.5 | : | 104.3 | : | 121.7 | : | : | 91.2 | 107.2 | 106.5 | 118.8 | 142.1 |
| III | 116.4 | : | : | 119.5 | 129.6 | : | 108.2 | 120.2 | : | 105.9 | : | 122.4 | : | : | 92.3 | 106.9 | 107.7 | 117.7 | 137.8 |
| IV | 117.5 | : | : | 120.8 | 128.4 | : | 107.7 | 119.7 | : | 107.8 | : | 121.6 | : | : | 92.6 | 106.6 | 115.6 | 119.4 | 134.0 |
| 1997 I | 118.1 | : | : | 120.0 | 127.4 | : | 106.7 | 119.0 | : | 107.7 | : | 119.5 | : | : | 93.1 | 102.2 | 124.0 | 128.6 | 134.1 |
| II | 119.0 | : | : | 120.3 | 126.9 | : | 107.0 | 119.2 | : | 108.1 | : | 120.2 | : | : | 92.2 | 104.3 | 129.2 | 133.2 | 140.8 |
| III | 119.9 | : | : | 119.2 | 126.1 | : | 107.0 | 118.7 | : | 109.3 | : | 120.3 | : | : | 92.7 | 109.0 | 134.9 | 139.8 | 149.9 |
| IV | 120.1 | : | : | 120.4 | 126.4 | : | 107.5 | 119.5 | : | 109.6 | : | 121.0 | : | : | 92.1 | 105.3 | 134.6 | 136.5 | 137.0 |

| | 0116 Impliziter Deflator des Bruttoinlandsprodukts – 1990 = 100 (nationale Wahrung) | | | | | | | | | | | | | | | | | | |
|---------|--|--------|-------|-------|-------|-------|-------|-------|-------|-------|-------|-------|-------|-------|-------|-------|-------|-------|-------|
| | Implicit deflator of gross domestic product – 1990 = 100 (national currency) | | | | | | | | | | | | | | | | | | |
| | Deflateur implicite du produit interieur brut – 1990 = 100 (monnaie nationale) | | | | | | | | | | | | | | | | | | |
| | EU-15 | EUR-11 | B | DK | D | EL | E | F | IRL | I | L | NL | A | P | FIN | S | UK | US | JP |
| 1994 | : | : | 113.6 | 108.2 | 116.8 | 168.5 | 124.2 | 109.8 | 109.5 | 121.7 | 112.3 | 109.6 | 116.2 | 138.8 | 107.1 | 114.3 | 116.9 | 112.3 | 105.4 |
| 1995 | : | : | 115.6 | 110.6 | 119.3 | 184.0 | 130.2 | 111.5 | 110.0 | 127.9 | 113.5 | 111.4 | 118.3 | 146.6 | 109.7 | 118.5 | 119.8 | 115.1 | 104.7 |
| 1996 | : | : | 117.8 | 112.3 | 120.5 | 202.0 | 134.2 | 112.8 | 111.2 | 134.2 | 112.7 | 112.8 | 119.9 | 153.5 | 111.1 | 119.7 | 123.5 | 117.7 | 104.2 |
| 1997 | : | : | 119.5 | 114.3 | 121.2 | 215.5 | 137.3 | 113.9 | 115.6 | 137.8 | 115.4 | 115.0 | 121.6 | 156.5 | 112.3 | 121.2 | 126.8 | 120.1 | 104.8 |
| 1994 II | : | : | : | 108.1 | 116.4 | : | 123.4 | 109.5 | : | 121.2 | : | 109.4 | 116.0 | 138.5 | 106.4 | 115.1 | 116.5 | 111.9 | 105.5 |
| III | : | : | : | 108.9 | 117.1 | : | 124.8 | 109.9 | : | 122.0 | : | 109.8 | 115.2 | 139.2 | 107.2 | 115.3 | 117.1 | 112.6 | 105.3 |
| IV | : | : | : | 108.5 | 117.8 | : | 126.3 | 110.3 | : | 122.9 | : | 110.0 | 116.1 | 140.6 | 107.6 | 117.3 | 117.6 | 113.3 | 104.9 |
| 1995 I | : | : | : | 109.7 | 118.2 | : | 127.9 | 110.8 | : | 124.9 | : | 111.2 | 118.5 | 154.5 | 108.6 | 119.5 | 118.7 | 114.3 | 105.0 |
| II | : | : | : | 110.2 | 119.1 | : | 129.5 | 111.1 | : | 127.2 | : | 111.0 | 119.2 | 146.3 | 109.1 | 119.8 | 119.6 | 114.8 | 104.5 |
| III | : | : | : | 111.3 | 119.8 | : | 131.1 | 111.8 | : | 128.8 | : | 111.5 | 117.1 | 147.0 | 109.4 | 120.8 | 119.8 | 115.4 | 104.8 |
| IV | : | : | : | 111.1 | 120.1 | : | 132.1 | 112.2 | : | 130.6 | : | 111.8 | 118.2 | 146.8 | 110.9 | 122.1 | 120.9 | 116.0 | 104.6 |
| 1996 I | : | : | : | 111.6 | 120.3 | : | 132.9 | 112.4 | : | 132.4 | : | 111.5 | : | : | 112.2 | 122.4 | 122.5 | 116.9 | 104.3 |
| II | : | : | : | 111.9 | 120.3 | : | 133.9 | 112.8 | : | 133.7 | : | 112.4 | : | : | 111.3 | 120.5 | 122.8 | 117.4 | 104.4 |
| III | : | : | : | 112.0 | 120.5 | : | 134.8 | 112.9 | : | 134.8 | : | 113.3 | : | : | 109.9 | 120.2 | 123.7 | 118.1 | 104.3 |
| IV | : | : | : | 113.8 | 120.8 | : | 135.3 | 113.1 | : | 136.1 | : | 113.9 | : | : | 110.3 | 119.5 | 125.0 | 118.6 | 103.9 |
| 1997 I | : | : | : | 113.7 | 121.1 | : | 135.9 | 113.3 | : | 136.4 | : | 113.3 | : | : | 111.5 | 117.8 | 125.5 | 119.4 | 104.2 |
| II | : | : | : | 114.3 | 121.2 | : | 136.8 | 113.9 | : | 137.3 | : | 114.6 | : | : | 111.8 | 122.2 | 126.6 | 119.9 | 104.9 |
| III | : | : | : | 114.0 | 121.3 | : | 137.8 | 114.2 | : | 138.2 | : | 115.6 | : | : | 112.4 | 124.1 | 127.1 | 120.3 | 105.2 |
| IV | : | : | : | 115.1 | 121.4 | : | 138.5 | 114.2 | : | 139.1 | : | 116.3 | : | : | 112.6 | 120.1 | 127.8 | 120.7 | 104.9 |

Die Daten fur EUR15 wurden in einer zusammenhangenden Weise errechnet, die alle verfugbaren Daten der Mitgliedstaaten, die vierteljahrliche Ergebnisse bereitstellen, verwendet.

Data for EUR15 are calculated statistically using data available from those Member States which compile quarterly accounts.

Les donnees d'EUR15 sont calculees selon un cadre statistique utilisant comme indicateurs les donnees de tous les Etats membres qui elaborent une comptabilite trimestrielle.

VOLKSWIRTSCHAFTLICHE GESAMTRECHNUNGEN
NATIONAL ACCOUNTS
COMPTES NATIONAUX



| | Veränderung des impliziten Deflators des Bruttoinlandsprodukts ECU (T/T-1 %) | | | | | | | | | | Changes in the implicit deflator of gross domestic product – ECU (T/T-1 %) | | | | | | | Evolution du deflateur implicite du produit interieur brut ECU (T/T-1 %) | | | | | | |
|---------|--|--------|------|------|------|-----|------|------|------|------|--|------|------|------|------|------|------|--|-------|--|--|--|--|--|
| | EU-15 | EUR-11 | B | DK | D | EL | E | F | IRL | I | L | NL | A | P | FIN | S | UK | US | JP | | | | | |
| 1994 | 2.0 | : | 5.3 | 3.1 | 3.1 | 2.9 | -2.4 | 2.3 | 1.9 | -0.5 | 7.1 | 3.2 | 4.6 | 0.1 | 9.6 | 2.0 | 2.2 | 0.8 | 7.5 | | | | | |
| 1995 | 1.4 | : | 4.7 | 5.1 | 4.9 | 3.8 | 2.2 | 2.5 | -2.3 | -5.6 | 4.0 | 4.5 | 4.6 | 6.0 | 11.1 | 1.8 | -4.1 | -6.7 | -2.0 | | | | | |
| 1996 | 3.3 | : | -0.1 | 1.2 | -0.9 | 8.9 | 4.6 | 1.7 | 3.9 | 14.1 | -2.6 | -0.7 | -0.6 | 4.9 | -0.8 | 10.7 | 5.0 | 5.4 | -11.3 | | | | | |
| 1997 | 2.6 | : | -1.6 | 0.0 | -2.2 | 5.4 | -0.9 | -0.8 | 10.4 | 4.2 | -0.7 | -1.3 | -1.5 | 0.5 | 0.2 | -0.4 | 20.6 | 14.2 | 1.3 | | | | | |
| 1994 II | 0.3 | : | : | 0.5 | 0.7 | : | 1.0 | -0.1 | : | 2.0 | : | 0.6 | 0.4 | -4.5 | -0.3 | -0.1 | -2.1 | -2.8 | 0.5 | | | | | |
| III | 0.0 | : | : | 0.9 | 1.4 | : | 1.0 | 1.0 | : | -2.6 | : | 1.2 | 0.1 | 2.1 | 1.8 | -3.4 | -1.8 | -4.6 | -1.5 | | | | | |
| IV | 0.6 | : | : | 0.4 | 0.7 | : | 0.5 | 0.2 | : | -1.3 | : | 0.5 | 0.8 | 1.1 | 6.7 | 4.7 | 1.5 | -0.4 | -1.2 | | | | | |
| 1995 I | -0.2 | : | : | 1.7 | 2.1 | : | -2.5 | 0.5 | : | -4.4 | : | 2.8 | 3.9 | 10.0 | 1.9 | -0.8 | -1.8 | -1.8 | 0.5 | | | | | |
| II | 0.0 | : | : | 2.8 | 1.9 | : | 2.8 | 0.6 | : | -3.9 | : | 1.2 | 1.8 | -5.6 | 2.4 | -3.1 | -2.7 | -3.9 | 8.1 | | | | | |
| III | 1.3 | : | : | 0.8 | -0.5 | : | 2.8 | 1.4 | : | 6.3 | : | -0.7 | -2.8 | 0.5 | 1.5 | 3.9 | 0.1 | 1.9 | -8.5 | | | | | |
| IV | 0.8 | : | : | 0.2 | 0.5 | : | 0.9 | 0.4 | : | 1.8 | : | 0.5 | 1.1 | -0.6 | 1.6 | 8.2 | -0.3 | 0.2 | -7.9 | | | | | |
| 1996 I | 1.0 | : | : | -0.0 | -0.6 | : | 1.7 | 0.4 | : | 5.3 | : | -1.0 | : | : | -2.2 | 1.2 | 1.7 | 3.1 | -2.1 | | | | | |
| II | 0.9 | : | : | -0.5 | -1.0 | : | 0.3 | 0.5 | : | 4.9 | : | -0.1 | : | : | -2.4 | 1.7 | 2.4 | 3.0 | 1.0 | | | | | |
| III | 0.5 | : | : | 0.2 | 0.2 | : | -0.2 | -0.2 | : | 1.5 | : | 0.6 | : | : | 1.2 | -0.3 | 1.1 | -0.9 | -3.0 | | | | | |
| IV | 0.9 | : | : | 1.0 | -1.0 | : | -0.4 | -0.4 | : | 1.9 | : | -0.7 | : | : | 0.3 | -0.3 | 7.4 | 1.4 | -2.8 | | | | | |
| 1997 I | 0.5 | : | : | -0.6 | -0.7 | : | -0.9 | -0.7 | : | -0.1 | : | -1.7 | : | : | 0.6 | -4.1 | 7.3 | 7.7 | 0.1 | | | | | |
| II | 0.8 | : | : | 0.3 | -0.4 | : | 0.2 | 0.2 | : | 0.3 | : | 0.5 | : | : | -1.0 | 2.0 | 4.2 | 3.6 | 5.0 | | | | | |
| III | 0.8 | : | : | -1.0 | -0.7 | : | 0.0 | -0.4 | : | 1.1 | : | 0.1 | : | : | 0.5 | 4.5 | 4.4 | 5.0 | 6.5 | | | | | |
| IV | 0.1 | : | : | 1.1 | 0.2 | : | 0.5 | 0.7 | : | 0.3 | : | 0.6 | : | : | -0.7 | -3.5 | -0.2 | -2.3 | -8.6 | | | | | |

| | Veränderung des impliziten Deflators des Bruttoinlandsprodukts (nationale Wahrung) ⁽¹⁾ | | | | | | | | | | Changes in the implicit deflator of gross domestic product (national currency) ⁽¹⁾ | | | | | | | Evolution du deflateur implicite du produit interieur brut (monnaie nationale) ⁽¹⁾ | | | | | | |
|---------|--|--------|-----|------|-----|------|-----|-----|-----|-----|---|------|------|------|------|------|-----|---|------|--|--|--|--|--|
| | EU-15 | EUR-11 | B | DK | D | EL | E | F | IRL | I | L | NL | A | P | FIN | S | UK | US | JP | | | | | |
| 1994 | : | : | 3.2 | 2.4 | 2.4 | 10.4 | 4.0 | 1.6 | 1.0 | 3.5 | 4.9 | 2.3 | 3.9 | 4.6 | 1.3 | 2.5 | 1.7 | 2.4 | 0.2 | | | | | |
| 1995 | : | : | 1.7 | 2.1 | 2.1 | 9.2 | 4.8 | 1.6 | 0.4 | 5.1 | 1.1 | 1.6 | 1.8 | 5.6 | 2.4 | 3.7 | 2.5 | 2.6 | -0.6 | | | | | |
| 1996 | : | : | 1.8 | 1.6 | 1.0 | 9.8 | 3.1 | 1.2 | 1.1 | 5.0 | -0.7 | 1.3 | 1.3 | 4.7 | 1.3 | 1.0 | 3.1 | 2.3 | -0.5 | | | | | |
| 1997 | : | : | 1.5 | 1.7 | 0.6 | 6.7 | 2.3 | 1.0 | 4.0 | 2.6 | 2.4 | 1.9 | 1.4 | 2.0 | 1.1 | 1.2 | 2.6 | 2.0 | 0.6 | | | | | |
| 1994 II | : | : | : | 0.6 | 0.4 | : | 0.9 | 0.1 | : | 0.4 | : | 0.3 | 0.1 | -3.6 | 0.1 | 0.6 | 0.1 | 0.6 | -0.2 | | | | | |
| III | : | : | : | 0.7 | 0.6 | : | 1.2 | 0.3 | : | 0.7 | : | 0.4 | -0.6 | 0.5 | 0.7 | 0.2 | 0.5 | 0.6 | -0.2 | | | | | |
| IV | : | : | : | -0.4 | 0.6 | : | 1.2 | 0.4 | : | 0.7 | : | 0.2 | 0.7 | 1.0 | 0.4 | 1.7 | 0.4 | 0.7 | -0.4 | | | | | |
| 1995 I | : | : | : | 1.2 | 0.4 | : | 1.3 | 0.5 | : | 1.6 | : | 1.0 | 2.1 | 9.9 | 0.9 | 1.8 | 1.0 | 0.8 | 0.1 | | | | | |
| II | : | : | : | 0.5 | 0.8 | : | 1.2 | 0.2 | : | 1.8 | : | -0.1 | 0.6 | -5.3 | 0.5 | 0.2 | 0.8 | 0.5 | -0.5 | | | | | |
| III | : | : | : | 1.0 | 0.6 | : | 1.2 | 0.6 | : | 1.3 | : | 0.4 | -1.8 | 0.5 | 0.3 | 0.9 | 0.2 | 0.5 | 0.3 | | | | | |
| IV | : | : | : | -0.2 | 0.3 | : | 0.8 | 0.4 | : | 1.4 | : | 0.2 | 1.0 | -0.1 | 1.4 | 1.1 | 0.9 | 0.6 | -0.2 | | | | | |
| 1996 I | : | : | : | 0.5 | 0.2 | : | 0.6 | 0.2 | : | 1.3 | : | -0.3 | : | : | 1.2 | 0.2 | 1.3 | 0.7 | -0.3 | | | | | |
| II | : | : | : | 0.3 | 0.0 | : | 0.8 | 0.4 | : | 1.0 | : | 0.9 | : | : | -0.9 | -1.6 | 0.2 | 0.4 | 0.1 | | | | | |
| III | : | : | : | 0.1 | 0.2 | : | 0.7 | 0.1 | : | 0.9 | : | 0.8 | : | : | -1.2 | -0.2 | 0.7 | 0.6 | -0.1 | | | | | |
| IV | : | : | : | 1.6 | 0.2 | : | 0.3 | 0.2 | : | 0.9 | : | 0.5 | : | : | 0.4 | -0.6 | 1.1 | 0.5 | -0.4 | | | | | |
| 1997 I | : | : | : | -0.1 | 0.3 | : | 0.5 | 0.2 | : | 0.2 | : | -0.5 | : | : | 1.1 | -1.4 | 0.4 | 0.6 | 0.3 | | | | | |
| II | : | : | : | 0.6 | 0.1 | : | 0.7 | 0.6 | : | 0.7 | : | 1.1 | : | : | 0.3 | 3.7 | 0.8 | 0.5 | 0.7 | | | | | |
| III | : | : | : | -0.3 | 0.0 | : | 0.7 | 0.2 | : | 0.7 | : | 0.9 | : | : | 0.5 | 1.6 | 0.4 | 0.4 | 0.3 | | | | | |
| IV | : | : | : | 1.0 | 0.1 | : | 0.5 | 0.0 | : | 0.7 | : | 0.6 | : | : | 0.2 | -3.2 | 0.5 | 0.4 | -0.3 | | | | | |

⁽¹⁾ T/T-1

Die Daten fur EUR15 wurden in einer zusammenhangenden Weise errechnet, die alle verfugbaren Daten der Mitgliedstaaten, die vierteljahrliche Ergebnisse bereitstellen, verwendet.

⁽¹⁾ T/T-1

Data for EUR15 are calculated statistically using data available from those Member States which compile quarterly accounts.

⁽¹⁾ T/T-1

Les donnees d'EUR15 sont calculees selon un cadre statistique utilisant comme indicateurs les donnees de tous les Etats membres qui elaborent une comptabilite trimestrielle.

VOLKSWIRTSCHAFTLICHE GESAMTRECHNUNGEN
NATIONAL ACCOUNTS
COMPTES NATIONAUX



| | 0119 Impliziter Deflator des inländischen privaten Verbrauchs ECU 1990 = 100 | | | | | | | | Implicit deflator of private national consumption ECU 1990 = 100 | | | | | Deflateur implicite de la consommation nationale privé ECU 1990 = 100 | | | | | |
|---------|---|--------|-------|-------|-------|-------|-------|-------|---|-------|-------|-------|-------|--|-------|-------|-------|-------|-------|
| | EU-15 | EUR-11 | B | DK | D | EL | E | F | IRL | I | L | NL | A | P | FIN | S | UK | US | JP |
| 1994 | 113.3 | : | 120.3 | 111.6 | 124.4 | 121.5 | 102.1 | 115.8 | 107.0 | 99.0 | 121.6 | 119.7 | 122.0 | 126.6 | 91.1 | 100.7 | 109.9 | 121.2 | 161.1 |
| 1995 | 114.9 | : | 125.8 | 117.0 | 129.9 | 126.3 | 104.2 | 118.7 | 106.2 | 94.2 | 125.9 | 124.9 | 128.2 | 132.5 | 99.1 | 101.5 | 105.6 | 113.1 | 158.1 |
| 1996 | 118.3 | : | 126.2 | 118.7 | 129.6 | 136.8 | 109.2 | 121.5 | 110.4 | 106.8 | 127.4 | 124.2 | 127.0 | 96.7 | 98.6 | 112.6 | 110.2 | 119.2 | 140.9 |
| 1997 | 121.7 | : | 124.3 | 118.7 | 128.1 | 142.6 | 108.5 | 120.6 | 118.8 | 111.1 | 125.2 | 122.7 | 125.6 | 97.3 | 99.1 | 113.3 | 132.3 | 136.2 | 144.3 |
| 1994 II | 112.5 | : | : | 111.0 | 123.7 | : | 101.7 | 115.2 | : | 100.9 | : | 118.8 | 121.4 | 124.5 | 89.2 | 101.1 | 110.0 | 123.0 | 162.8 |
| III | 112.7 | : | : | 111.7 | 125.5 | : | 102.7 | 116.4 | : | 98.8 | : | 120.3 | 123.2 | 127.8 | 90.9 | 98.7 | 107.9 | 117.7 | 160.5 |
| IV | 113.4 | : | : | 113.1 | 126.2 | : | 103.3 | 116.7 | : | 98.0 | : | 120.8 | 123.4 | 129.2 | 96.4 | 101.8 | 109.8 | 117.2 | 159.6 |
| 1995 I | 113.1 | : | : | 114.4 | 128.7 | : | 100.6 | 117.4 | : | 93.7 | : | 124.1 | 126.4 | 131.8 | 96.9 | 99.8 | 107.9 | 115.0 | 159.9 |
| II | 112.9 | : | : | 117.4 | 130.4 | : | 103.3 | 118.0 | : | 90.0 | : | 125.9 | 129.0 | 131.9 | 99.0 | 97.3 | 104.4 | 110.6 | 172.8 |
| III | 114.3 | : | : | 117.7 | 129.8 | : | 105.9 | 119.5 | : | 95.7 | : | 124.3 | 128.7 | 133.0 | 100.3 | 100.9 | 105.2 | 112.7 | 157.4 |
| IV | 115.2 | : | : | 118.6 | 130.8 | : | 106.9 | 120.0 | : | 97.2 | : | 125.3 | 128.7 | 133.5 | 100.6 | 108.4 | 104.5 | 112.8 | 145.1 |
| 1996 I | 116.4 | : | : | 118.4 | 130.1 | : | 108.9 | 120.9 | : | 102.1 | : | 124.6 | : | : | 98.3 | 109.2 | 105.8 | 116.2 | 142.5 |
| II | 117.7 | : | : | 118.5 | 129.6 | : | 109.3 | 121.9 | : | 107.0 | : | 124.2 | : | : | 97.0 | 113.2 | 108.4 | 120.0 | 144.1 |
| III | 118.3 | : | : | 119.0 | 129.9 | : | 109.4 | 121.7 | : | 108.3 | : | 123.8 | : | : | 99.6 | 113.7 | 109.6 | 118.9 | 140.5 |
| IV | 119.5 | : | : | 118.9 | 129.0 | : | 109.3 | 121.4 | : | 110.0 | : | 124.0 | : | : | 99.7 | 114.3 | 117.2 | 120.9 | 136.9 |
| 1997 I | 120.4 | : | : | 119.4 | 128.3 | : | 108.1 | 120.9 | : | 110.2 | : | 122.5 | : | : | 99.7 | 111.8 | 125.8 | 130.1 | 136.9 |
| II | 121.0 | : | : | 117.9 | 128.0 | : | 108.2 | 120.6 | : | 110.6 | : | 122.7 | : | : | 98.7 | 110.9 | 130.3 | 134.5 | 145.0 |
| III | 122.3 | : | : | 118.6 | 128.1 | : | 108.3 | 119.9 | : | 111.7 | : | 122.6 | : | : | 99.4 | 115.4 | 136.5 | 141.2 | 154.3 |
| IV | 122.8 | : | : | 119.1 | 128.5 | : | 109.3 | 120.9 | : | 112.1 | : | 123.0 | : | : | 98.7 | 114.8 | 136.4 | 137.8 | 141.5 |

| | 0120 Impliziter Deflator des inländischen privaten Verbrauchs (nationale Währung) 1990 = 100 | | | | | | | | Implicit deflator of private national consumption (national currency) 1990 = 100 | | | | | Deflateur implicite de la consommation nationale privé (monnaie nationale) 1990=100 | | | | | |
|---------|---|--------|-------|-------|-------|-------|-------|-------|---|-------|-------|-------|-------|--|-------|-------|-------|-------|-------|
| | EU-15 | EUR-11 | B | DK | D | EL | E | F | IRL | I | L | NL | A | P | FIN | S | UK | US | JP |
| 1994 | : | : | 112.4 | 107.1 | 116.6 | 173.7 | 125.3 | 110.3 | 110.6 | 124.5 | 113.6 | 111.7 | 114.4 | 137.7 | 116.2 | 122.7 | 119.4 | 113.2 | 106.4 |
| 1995 | : | : | 114.3 | 109.1 | 118.6 | 189.9 | 131.2 | 112.0 | 112.8 | 131.8 | 114.4 | 113.4 | 117.0 | 143.5 | 116.5 | 126.0 | 122.6 | 116.1 | 105.9 |
| 1996 | : | : | 116.9 | 111.2 | 120.6 | 207.6 | 135.7 | 114.1 | 114.1 | 137.5 | 118.0 | 114.9 | 118.2 | 104.5 | 118.4 | 127.5 | 125.6 | 118.9 | 106.0 |
| 1997 | : | : | 118.8 | 113.1 | 122.6 | 219.0 | 139.1 | 115.3 | 115.7 | 140.9 | 119.6 | 117.3 | 120.3 | 106.7 | 120.0 | 130.3 | 128.3 | 121.3 | 107.7 |
| 1994 II | : | : | : | 106.9 | 116.4 | : | 124.6 | 110.1 | : | 123.6 | : | 111.3 | 114.2 | 136.8 | 116.2 | 122.0 | 119.1 | 112.6 | 106.5 |
| III | : | : | : | 107.3 | 117.2 | : | 126.0 | 110.5 | : | 125.2 | : | 111.8 | 115.0 | 138.2 | 117.2 | 123.5 | 119.7 | 113.7 | 106.3 |
| IV | : | : | : | 107.9 | 117.7 | : | 127.6 | 110.9 | : | 126.8 | : | 112.1 | 115.1 | 139.6 | 116.8 | 123.8 | 120.5 | 114.4 | 106.5 |
| 1995 I | : | : | : | 108.6 | 118.0 | : | 129.2 | 111.5 | : | 128.8 | : | 113.2 | 115.9 | 142.2 | 116.4 | 124.6 | 121.7 | 115.2 | 106.4 |
| II | : | : | : | 108.9 | 118.2 | : | 130.7 | 111.7 | : | 131.1 | : | 113.4 | 116.8 | 142.8 | 116.6 | 125.7 | 122.0 | 115.9 | 105.8 |
| III | : | : | : | 109.3 | 118.8 | : | 132.0 | 112.2 | : | 132.8 | : | 113.2 | 117.8 | 143.8 | 116.7 | 126.5 | 123.0 | 116.4 | 105.7 |
| IV | : | : | : | 109.8 | 119.5 | : | 133.1 | 112.7 | : | 134.5 | : | 113.8 | 117.6 | 145.2 | 116.7 | 127.0 | 123.6 | 116.9 | 105.6 |
| 1996 I | : | : | : | 110.2 | 119.8 | : | 134.0 | 113.3 | : | 135.9 | : | 114.0 | : | : | 118.1 | 126.8 | 124.7 | 117.7 | 105.6 |
| II | : | : | : | 111.1 | 120.6 | : | 135.1 | 114.1 | : | 137.1 | : | 114.8 | : | : | 118.4 | 127.1 | 125.0 | 118.5 | 105.8 |
| III | : | : | : | 111.5 | 120.8 | : | 136.4 | 114.2 | : | 138.0 | : | 114.6 | : | : | 118.6 | 127.8 | 125.9 | 119.2 | 106.3 |
| IV | : | : | : | 112.0 | 121.4 | : | 137.3 | 114.6 | : | 138.8 | : | 116.1 | : | : | 118.8 | 128.1 | 126.9 | 120.1 | 106.2 |
| 1997 I | : | : | : | 113.1 | 122.0 | : | 137.7 | 115.1 | : | 139.5 | : | 116.1 | : | : | 119.3 | 128.8 | 127.3 | 120.8 | 106.3 |
| II | : | : | : | 112.0 | 122.2 | : | 138.4 | 115.2 | : | 140.4 | : | 117.0 | : | : | 119.7 | 129.9 | 127.7 | 121.1 | 108.0 |
| III | : | : | : | 113.5 | 123.2 | : | 139.5 | 115.3 | : | 141.2 | : | 117.8 | : | : | 120.6 | 131.3 | 128.7 | 121.5 | 108.3 |
| IV | : | : | : | 113.8 | 123.5 | : | 140.8 | 115.6 | : | 142.3 | : | 118.2 | : | : | 120.8 | 131.1 | 129.5 | 121.9 | 108.3 |

Die Daten für EUR15 wurden in einer zusammenhängenden Weise errechnet, die alle verfügbaren Daten der Mitgliedstaaten, die vierteljährliche Ergebnisse bereitstellen, verwendet.

Data for EUR15 are calculated statistically using data available from those Member States which compile quarterly accounts".

Les données d'EUR15 sont calculées selon un cadre statistique utilisant comme indicateurs les données de tous les Etats membres qui élaborent une comptabilité trimestrielle.

VOLKSWIRTSCHAFTLICHE GESAMTRECHNUNGEN
NATIONAL ACCOUNTS
COMPTES NATIONAUX



| | Veränderung des impliziten Deflators des inländischen privaten Verbrauchs ECU (T/T-1 %) | | | | | | | | | | Changes in the implicit deflator of private national consumption ECU 1990 = 100 | | | | | Evolution du deflateur implicite de la consommation nationale privé ECU 1990 = 100 | | | | |
|---------|---|--------|------|------|------|-----|------|------|------|------|---|------|------|-------|------|--|------|------|-------|--|
| | EU-15 | EUR-11 | B | DK | D | EL | E | F | IRL | I | L | NL | A | P | FIN | S | UK | US | JP | |
| 1994 | 2.7 | : | 5.0 | 2.4 | 3.8 | 3.4 | -1.6 | 2.9 | 3.5 | 0.6 | 4.7 | 3.6 | 3.7 | 0.6 | 9.7 | 2.5 | 2.8 | 0.8 | 8.1 | |
| 1995 | 1.4 | : | 4.6 | 4.9 | 4.4 | 3.9 | 2.1 | 2.5 | -0.7 | -4.8 | 3.6 | 4.4 | 5.0 | 4.7 | 8.7 | 0.8 | -3.9 | -6.7 | -1.9 | |
| 1996 | 3.0 | : | 0.4 | 1.5 | -0.2 | 8.4 | 4.8 | 2.3 | 4.0 | 13.4 | 1.2 | -0.6 | -0.9 | -27.1 | -0.5 | 10.9 | 4.4 | 5.5 | -10.8 | |
| 1997 | 2.9 | : | -1.5 | 0.0 | -1.1 | 4.2 | -0.7 | -0.7 | 7.6 | 4.1 | -1.7 | -1.2 | -1.1 | 0.6 | 0.5 | 0.6 | 20.0 | 14.2 | 2.4 | |
| 1994 II | 0.6 | : | : | 0.4 | 1.3 | : | 1.2 | 0.1 | : | 2.6 | : | 0.0 | 1.0 | -0.5 | 0.6 | -0.1 | -1.7 | -2.7 | 0.8 | |
| III | 0.2 | : | : | 0.6 | 1.5 | : | 1.0 | 1.1 | : | -2.0 | : | 1.2 | 1.5 | 2.7 | 1.9 | -2.4 | -1.9 | -4.3 | -1.5 | |
| IV | 0.6 | : | : | 1.3 | 0.5 | : | 0.5 | 0.2 | : | -0.9 | : | 0.5 | 0.2 | 1.1 | 6.0 | 3.2 | 1.8 | -0.4 | -0.6 | |
| 1995 I | -0.2 | : | : | 1.2 | 2.0 | : | -2.6 | 0.6 | : | -4.4 | : | 2.7 | 2.5 | 2.0 | 0.6 | -2.0 | -1.7 | -1.9 | 0.2 | |
| II | -0.2 | : | : | 2.7 | 1.3 | : | 2.7 | 0.5 | : | -3.9 | : | 1.5 | 2.0 | 0.1 | 2.2 | -2.5 | -3.3 | -3.8 | 8.0 | |
| III | 1.3 | : | : | 0.3 | -0.5 | : | 2.6 | 1.3 | : | 6.3 | : | -1.3 | -0.2 | 0.8 | 1.3 | 3.7 | 0.8 | 1.9 | -8.9 | |
| IV | 0.8 | : | : | 0.8 | 0.8 | : | 0.9 | 0.4 | : | 1.6 | : | 0.8 | -0.1 | 0.4 | 0.3 | 7.4 | -0.7 | 0.0 | -7.8 | |
| 1996 I | 1.0 | : | : | -0.1 | -0.6 | : | 1.8 | 0.8 | : | 5.0 | : | -0.6 | : | : | -2.2 | 0.8 | 1.3 | 3.0 | -1.8 | |
| II | 1.2 | : | : | 0.1 | -0.4 | : | 0.4 | 0.9 | : | 4.8 | : | -0.3 | : | : | -1.3 | 3.6 | 2.4 | 3.3 | 1.1 | |
| III | 0.5 | : | : | 0.4 | 0.3 | : | 0.1 | -0.2 | : | 1.3 | : | -0.3 | : | : | 2.7 | 0.5 | 1.1 | -1.0 | -2.5 | |
| IV | 1.0 | : | : | -0.1 | -0.7 | : | -0.1 | -0.2 | : | 1.5 | : | 0.1 | : | : | 0.1 | 0.6 | 6.9 | 1.7 | -2.5 | |
| 1997 I | 0.7 | : | : | 0.4 | -0.6 | : | -1.1 | -0.5 | : | 0.3 | : | -1.2 | : | : | 0.0 | -2.2 | 7.3 | 7.6 | -0.0 | |
| II | 0.5 | : | : | -1.2 | -0.3 | : | 0.1 | -0.2 | : | 0.3 | : | 0.2 | : | : | -1.0 | -0.8 | 3.6 | 3.4 | 6.0 | |
| III | 1.1 | : | : | 0.6 | 0.1 | : | 0.1 | -0.5 | : | 1.0 | : | -0.1 | : | : | 0.8 | 4.1 | 4.8 | 5.0 | 6.4 | |
| IV | 0.4 | : | : | 0.4 | 0.3 | : | 0.9 | 0.9 | : | 0.4 | : | 0.4 | : | : | -0.7 | -0.5 | -0.1 | -2.4 | -8.3 | |

| | Veränderung des impliziten Deflators des inländischen privaten Verbrauchs (nationale Währung) ⁽¹⁾ | | | | | | | | | | Changes in the implicit deflator of private national consumption (national currency) ⁽¹⁾ | | | | | Evolution du deflateur implicite de la consommation nationale privé (monnaie nationale) ⁽¹⁾ | | | | |
|---------|--|--------|-----|------|-----|------|-----|-----|-----|-----|---|------|------|-------|------|--|-----|-----|------|--|
| | EU-15 | EUR-11 | B | DK | D | EL | E | F | IRL | I | L | NL | A | P | FIN | S | UK | US | JP | |
| 1994 | : | : | 2.8 | 1.7 | 3.1 | 10.8 | 4.9 | 2.1 | 2.7 | 4.6 | 2.6 | 2.8 | 3.0 | 5.2 | 1.4 | 3.0 | 2.3 | 2.4 | 0.7 | |
| 1995 | : | : | 1.7 | 1.9 | 1.7 | 9.3 | 4.7 | 1.6 | 2.0 | 5.9 | 0.7 | 1.5 | 2.3 | 4.3 | 0.3 | 2.7 | 2.6 | 2.6 | -0.5 | |
| 1996 | : | : | 2.3 | 1.9 | 1.7 | 9.3 | 3.4 | 1.8 | 1.1 | 4.3 | 3.1 | 1.4 | 1.0 | -27.2 | 1.6 | 1.2 | 2.5 | 2.4 | 0.1 | |
| 1997 | : | : | 1.6 | 1.7 | 1.7 | 5.5 | 2.5 | 1.1 | 1.4 | 2.5 | 1.4 | 2.1 | 1.8 | 2.1 | 1.4 | 2.2 | 2.1 | 2.0 | 1.6 | |
| 1994 II | : | : | : | 0.5 | 1.0 | : | 1.1 | 0.4 | : | 1.0 | : | -0.3 | 0.7 | 0.5 | 1.1 | 0.6 | 0.5 | 0.6 | 0.0 | |
| III | : | : | : | 0.4 | 0.7 | : | 1.2 | 0.4 | : | 1.3 | : | 0.4 | 0.7 | 1.1 | 0.8 | 1.2 | 0.5 | 0.9 | -0.2 | |
| IV | : | : | : | 0.5 | 0.4 | : | 1.3 | 0.4 | : | 1.2 | : | 0.2 | 0.1 | 1.0 | -0.3 | 0.2 | 0.6 | 0.7 | 0.2 | |
| 1995 I | : | : | : | 0.6 | 0.3 | : | 1.3 | 0.5 | : | 1.6 | : | 1.0 | 0.7 | 1.9 | -0.4 | 0.6 | 1.0 | 0.7 | -0.1 | |
| II | : | : | : | 0.3 | 0.2 | : | 1.1 | 0.2 | : | 1.8 | : | 0.2 | 0.8 | 0.4 | 0.2 | 0.9 | 0.2 | 0.6 | -0.5 | |
| III | : | : | : | 0.4 | 0.6 | : | 1.0 | 0.4 | : | 1.3 | : | -0.2 | 0.8 | 0.7 | 0.1 | 0.6 | 0.9 | 0.5 | -0.1 | |
| IV | : | : | : | 0.4 | 0.6 | : | 0.8 | 0.5 | : | 1.3 | : | 0.6 | -0.2 | 0.9 | 0.0 | 0.4 | 0.5 | 0.4 | -0.2 | |
| 1996 I | : | : | : | 0.4 | 0.2 | : | 0.7 | 0.6 | : | 1.1 | : | 0.2 | : | : | 1.2 | -0.2 | 0.9 | 0.7 | 0.1 | |
| II | : | : | : | 0.9 | 0.7 | : | 0.9 | 0.7 | : | 0.9 | : | 0.7 | : | : | 0.2 | 0.3 | 0.3 | 0.7 | 0.2 | |
| III | : | : | : | 0.3 | 0.2 | : | 0.9 | 0.1 | : | 0.6 | : | -0.1 | : | : | 0.2 | 0.5 | 0.7 | 0.6 | 0.5 | |
| IV | : | : | : | 0.5 | 0.5 | : | 0.7 | 0.4 | : | 0.6 | : | 1.3 | : | : | 0.2 | 0.3 | 0.7 | 0.7 | -0.1 | |
| 1997 I | : | : | : | 0.9 | 0.5 | : | 0.3 | 0.4 | : | 0.6 | : | 0.0 | : | : | 0.5 | 0.6 | 0.3 | 0.5 | 0.1 | |
| II | : | : | : | -0.9 | 0.2 | : | 0.5 | 0.1 | : | 0.7 | : | 0.7 | : | : | 0.3 | 0.8 | 0.3 | 0.3 | 1.7 | |
| III | : | : | : | 1.3 | 0.8 | : | 0.8 | 0.1 | : | 0.6 | : | 0.7 | : | : | 0.8 | 1.1 | 0.8 | 0.4 | 0.2 | |
| IV | : | : | : | 0.3 | 0.2 | : | 0.9 | 0.2 | : | 0.8 | : | 0.3 | : | : | 0.2 | -0.2 | 0.6 | 0.3 | 0.0 | |

(¹) T/T-1

Die Daten für EUR15 wurden in einer zusammenhängenden Weise errechnet, die alle verfügbaren Daten der Mitgliedstaaten, die vierteljährliche Ergebnisse bereitstellen, verwendet.

(¹) T/T-1

Data for EUR15 are calculated statistically using data available from those Member States which compile quarterly accounts.

(¹) T/T-1

Les données d'EUR15 sont calculées selon un cadre statistique utilisant comme indicateurs les données de tous les Etats membres qui élaborent une comptabilité trimestrielle.

Beschäftigung
Employment
Emploi

BESCHÄFTIGUNG
EMPLOYMENT
EMPLOI



| | Gesamtbevölkerung ⁽¹⁾ | | | | | | | | | | | | | | | | Total population ⁽¹⁾ | | | | | | | | | | | | | | | | Population totale ⁽¹⁾ | | | | | | | | | | | | | | | | | | | | | | | | | | | | | | | | | | | | | | | | | | | | | | | |
|------|----------------------------------|---------|--------|---------|---------|---------|---------|--------|---------|-------|---------|--------|--------|--------|--------|---------|---------------------------------|---------|--------|---------|---------|---------|---------|--------|---------|-------|---------|--------|--------|--------|--------|---------|----------------------------------|---------|--------|---------|---------|---------|---------|--------|---------|-------|---------|--------|--------|--------|--------|---------|----------|---------|--------|---------|---------|---------|---------|--------|---------|-------|---------|--------|--------|--------|--------|---------|----------|---------|--------|---------|---------|---------|---------|--------|---------|-------|---------|--------|--------|--------|--------|---------|
| | 0201 | | | | | | | | | | | | | | | | 1000 | | | | | | | | | | | | | | | | 1000 | | | | | | | | | | | | | | | | 1000 | | | | | | | | | | | | | | | | | | | | | | | | | | | | | | | |
| | EU-15 | B | DK | D | EL | E | F | IRL | I | L | NL | A | P | FIN | S | UK | EU-15 | B | DK | D | EL | E | F | IRL | I | L | NL | A | P | FIN | S | UK | EU-15 | B | DK | D | EL | E | F | IRL | I | L | NL | A | P | FIN | S | UK | EU-15 | B | DK | D | EL | E | F | IRL | I | L | NL | A | P | FIN | S | UK | | | | | | | | | | | | | | | | |
| 1993 | : | 10018.0 | 5134.0 | 80110.0 | 10118.0 | 38705.0 | 55817.0 | 3469.0 | 56115.0 | 391.0 | 14971.0 | : | 9801.0 | : | : | 57169.0 | : | 10073.0 | 5149.0 | 80390.0 | 10206.0 | 38662.0 | 56088.0 | 3520.0 | 56301.0 | 397.0 | 15080.0 | : | 9796.0 | : | : | 57327.0 | : | 10105.0 | 5207.0 | 80570.0 | 10238.0 | 38749.0 | 56336.0 | 3536.0 | 56413.0 | 403.0 | 15173.0 | 7883.0 | 9807.0 | 4927.0 | : | 57525.0 | 366848.0 | 10124.0 | 5213.0 | 80760.0 | 10254.0 | 38848.0 | 56574.0 | 3561.0 | 56499.0 | 410.0 | 15248.0 | 7897.0 | 9831.0 | 5088.0 | 8841.0 | 57700.0 | 367512.0 | 10154.0 | 5236.0 | 80567.0 | 10266.0 | 38910.0 | 56818.0 | 3605.0 | 56648.0 | 416.0 | 15335.0 | 7906.0 | 9848.0 | 5112.0 | 8837.0 | 57854.0 |
| 1994 | : | 10073.0 | 5149.0 | 80390.0 | 10206.0 | 38662.0 | 56088.0 | 3520.0 | 56301.0 | 397.0 | 15080.0 | : | 9796.0 | : | : | 57327.0 | : | 10105.0 | 5207.0 | 80570.0 | 10238.0 | 38749.0 | 56336.0 | 3536.0 | 56413.0 | 403.0 | 15173.0 | 7883.0 | 9807.0 | 4927.0 | : | 57525.0 | 366848.0 | 10124.0 | 5213.0 | 80760.0 | 10254.0 | 38848.0 | 56574.0 | 3561.0 | 56499.0 | 410.0 | 15248.0 | 7897.0 | 9831.0 | 5088.0 | 8841.0 | 57700.0 | 367512.0 | 10154.0 | 5236.0 | 80567.0 | 10266.0 | 38910.0 | 56818.0 | 3605.0 | 56648.0 | 416.0 | 15335.0 | 7906.0 | 9848.0 | 5112.0 | 8837.0 | 57854.0 | | | | | | | | | | | | | | | | |
| 1995 | : | 10105.0 | 5207.0 | 80570.0 | 10238.0 | 38749.0 | 56336.0 | 3536.0 | 56413.0 | 403.0 | 15173.0 | 7883.0 | 9807.0 | 4927.0 | : | 57525.0 | 366848.0 | 10124.0 | 5213.0 | 80760.0 | 10254.0 | 38848.0 | 56574.0 | 3561.0 | 56499.0 | 410.0 | 15248.0 | 7897.0 | 9831.0 | 5088.0 | 8841.0 | 57700.0 | 367512.0 | 10154.0 | 5236.0 | 80567.0 | 10266.0 | 38910.0 | 56818.0 | 3605.0 | 56648.0 | 416.0 | 15335.0 | 7906.0 | 9848.0 | 5112.0 | 8837.0 | 57854.0 | | | | | | | | | | | | | | | | | | | | | | | | | | | | | | | | |
| 1996 | 366848.0 | 10124.0 | 5213.0 | 80760.0 | 10254.0 | 38848.0 | 56574.0 | 3561.0 | 56499.0 | 410.0 | 15248.0 | 7897.0 | 9831.0 | 5088.0 | 8841.0 | 57700.0 | 367512.0 | 10154.0 | 5236.0 | 80567.0 | 10266.0 | 38910.0 | 56818.0 | 3605.0 | 56648.0 | 416.0 | 15335.0 | 7906.0 | 9848.0 | 5112.0 | 8837.0 | 57854.0 | | | | | | | | | | | | | | | | | | | | | | | | | | | | | | | | | | | | | | | | | | | | | | | | |
| 1997 | 367512.0 | 10154.0 | 5236.0 | 80567.0 | 10266.0 | 38910.0 | 56818.0 | 3605.0 | 56648.0 | 416.0 | 15335.0 | 7906.0 | 9848.0 | 5112.0 | 8837.0 | 57854.0 | | | | | | | | | | | | | | | | | | | | | | | | | | | | | | | | | | | | | | | | | | | | | | | | | | | | | | | | | | | | | | | | |

| | Zivile Erwerbspersonen insgesamt ⁽¹⁾ | | | | | | | | | | | | | | | | Civilian labour force ⁽¹⁾ | | | | | | | | | | | | | | | | Population active civile totale ⁽¹⁾ | | | | | | | | | | | | | | | | | | | | | | | | | | | | | | | | | | | | | | | | | | | | | | | |
|------|---|--------|--------|---------|--------|---------|---------|--------|---------|-------|--------|--------|--------|--------|--------|---------|--------------------------------------|--------|--------|---------|--------|---------|---------|--------|---------|-------|--------|--------|--------|--------|--------|---------|--|--------|--------|---------|--------|---------|---------|--------|---------|-------|--------|--------|--------|--------|--------|---------|----------|--------|--------|---------|--------|---------|---------|--------|---------|-------|--------|--------|--------|--------|--------|---------|----------|--------|--------|---------|--------|---------|---------|--------|---------|-------|--------|--------|--------|--------|--------|---------|
| | 0202 | | | | | | | | | | | | | | | | 1000 | | | | | | | | | | | | | | | | 1000 | | | | | | | | | | | | | | | | | | | | | | | | | | | | | | | | | | | | | | | | | | | | | | | |
| | EU-15 | B | DK | D | EL | E | F | IRL | I | L | NL | A | P | FIN | S | UK | EU-15 | B | DK | D | EL | E | F | IRL | I | L | NL | A | P | FIN | S | UK | EU-15 | B | DK | D | EL | E | F | IRL | I | L | NL | A | P | FIN | S | UK | | | | | | | | | | | | | | | | | | | | | | | | | | | | | | | | |
| 1993 | : | 4073.0 | 2875.0 | 39113.0 | 4066.0 | 15263.0 | 24718.0 | 1368.0 | 22652.0 | 169.0 | 7085.0 | : | 4714.0 | : | : | 28419.0 | : | 4148.0 | 2759.0 | 39267.0 | 4154.0 | 15488.0 | 24869.0 | 1413.0 | 22584.0 | 170.0 | 7224.0 | : | 4759.0 | : | : | 28398.0 | : | 4183.0 | 2796.0 | 38961.0 | 4201.0 | 15561.0 | 25033.0 | 1434.0 | 22607.0 | 167.0 | 7304.0 | 3842.0 | 4753.0 | 2429.0 | : | 28404.0 | 167397.0 | 4188.0 | 2815.0 | 39083.0 | 4282.0 | 15872.0 | 25342.0 | 1481.0 | 22788.0 | 171.0 | 7407.0 | 3819.0 | 4780.0 | 2445.0 | 4409.0 | 28515.0 | 168213.0 | 4215.0 | 2828.0 | 39162.0 | 4261.0 | 16066.0 | 25360.0 | 1529.0 | 22859.0 | 173.0 | 7605.0 | 3805.0 | 4842.0 | 2493.0 | 4369.0 | 28644.0 |
| 1994 | : | 4148.0 | 2759.0 | 39267.0 | 4154.0 | 15488.0 | 24869.0 | 1413.0 | 22584.0 | 170.0 | 7224.0 | : | 4759.0 | : | : | 28398.0 | : | 4183.0 | 2796.0 | 38961.0 | 4201.0 | 15561.0 | 25033.0 | 1434.0 | 22607.0 | 167.0 | 7304.0 | 3842.0 | 4753.0 | 2429.0 | : | 28404.0 | 167397.0 | 4188.0 | 2815.0 | 39083.0 | 4282.0 | 15872.0 | 25342.0 | 1481.0 | 22788.0 | 171.0 | 7407.0 | 3819.0 | 4780.0 | 2445.0 | 4409.0 | 28515.0 | 168213.0 | 4215.0 | 2828.0 | 39162.0 | 4261.0 | 16066.0 | 25360.0 | 1529.0 | 22859.0 | 173.0 | 7605.0 | 3805.0 | 4842.0 | 2493.0 | 4369.0 | 28644.0 | | | | | | | | | | | | | | | | |
| 1995 | : | 4183.0 | 2796.0 | 38961.0 | 4201.0 | 15561.0 | 25033.0 | 1434.0 | 22607.0 | 167.0 | 7304.0 | 3842.0 | 4753.0 | 2429.0 | : | 28404.0 | 167397.0 | 4188.0 | 2815.0 | 39083.0 | 4282.0 | 15872.0 | 25342.0 | 1481.0 | 22788.0 | 171.0 | 7407.0 | 3819.0 | 4780.0 | 2445.0 | 4409.0 | 28515.0 | 168213.0 | 4215.0 | 2828.0 | 39162.0 | 4261.0 | 16066.0 | 25360.0 | 1529.0 | 22859.0 | 173.0 | 7605.0 | 3805.0 | 4842.0 | 2493.0 | 4369.0 | 28644.0 | | | | | | | | | | | | | | | | | | | | | | | | | | | | | | | | |
| 1996 | 167397.0 | 4188.0 | 2815.0 | 39083.0 | 4282.0 | 15872.0 | 25342.0 | 1481.0 | 22788.0 | 171.0 | 7407.0 | 3819.0 | 4780.0 | 2445.0 | 4409.0 | 28515.0 | 168213.0 | 4215.0 | 2828.0 | 39162.0 | 4261.0 | 16066.0 | 25360.0 | 1529.0 | 22859.0 | 173.0 | 7605.0 | 3805.0 | 4842.0 | 2493.0 | 4369.0 | 28644.0 | | | | | | | | | | | | | | | | | | | | | | | | | | | | | | | | | | | | | | | | | | | | | | | | |
| 1997 | 168213.0 | 4215.0 | 2828.0 | 39162.0 | 4261.0 | 16066.0 | 25360.0 | 1529.0 | 22859.0 | 173.0 | 7605.0 | 3805.0 | 4842.0 | 2493.0 | 4369.0 | 28644.0 | | | | | | | | | | | | | | | | | | | | | | | | | | | | | | | | | | | | | | | | | | | | | | | | | | | | | | | | | | | | | | | | |

| | Zivile Erwerbstätige insgesamt ⁽¹⁾ | | | | | | | | | | | | | | | | Civilian employment ⁽¹⁾ | | | | | | | | | | | | | | | | Emploi civil total ⁽¹⁾ | | | | | | | | | | | | | | | | | | | | | | | | | | | | | | | | | | | | | | | | | | | | | | | |
|------|---|--------|--------|---------|--------|---------|---------|--------|---------|-------|--------|--------|--------|--------|--------|---------|------------------------------------|--------|--------|---------|--------|---------|---------|--------|---------|-------|--------|--------|--------|--------|--------|---------|-----------------------------------|--------|--------|---------|--------|---------|---------|--------|---------|-------|--------|--------|--------|--------|--------|---------|----------|--------|--------|---------|--------|---------|---------|--------|---------|-------|--------|--------|--------|--------|--------|---------|----------|--------|--------|---------|--------|---------|---------|--------|---------|-------|--------|--------|--------|--------|--------|---------|
| | 0203 | | | | | | | | | | | | | | | | 1000 | | | | | | | | | | | | | | | | 1000 | | | | | | | | | | | | | | | | | | | | | | | | | | | | | | | | | | | | | | | | | | | | | | | |
| | EU-15 | B | DK | D | EL | E | F | IRL | I | L | NL | A | P | FIN | S | UK | EU-15 | B | DK | D | EL | E | F | IRL | I | L | NL | A | P | FIN | S | UK | EU-15 | B | DK | D | EL | E | F | IRL | I | L | NL | A | P | FIN | S | UK | | | | | | | | | | | | | | | | | | | | | | | | | | | | | | | | |
| 1992 | : | 3770.0 | 2631.0 | 36528.0 | 3680.0 | 12458.0 | 21986.0 | 1146.0 | 20620.0 | 165.0 | 6321.0 | : | 4509.0 | : | : | 25654.0 | : | 3744.0 | 2556.0 | 36111.0 | 3715.0 | 11868.0 | 21876.0 | 1151.0 | 20321.0 | 164.0 | 6487.0 | : | 4464.0 | : | : | 25322.0 | : | 3748.0 | 2525.0 | 35840.0 | 3786.0 | 11728.0 | 21709.0 | 1202.0 | 20024.0 | 164.0 | 6563.0 | : | 4440.0 | : | : | 25511.0 | 148584.0 | 3791.0 | 2618.0 | 35634.0 | 3868.0 | 12342.0 | 22186.0 | 1303.0 | 20013.0 | 165.0 | 6533.0 | 3617.0 | 4431.0 | 2040.0 | 3984.0 | 26058.0 | 149523.0 | 3838.0 | 2664.0 | 35299.0 | 3853.0 | 12706.0 | 22149.0 | 1369.0 | 20032.0 | 169.0 | 6765.0 | 3609.0 | 4523.0 | 2112.0 | 3912.0 | 26522.0 |
| 1993 | : | 3744.0 | 2556.0 | 36111.0 | 3715.0 | 11868.0 | 21876.0 | 1151.0 | 20321.0 | 164.0 | 6487.0 | : | 4464.0 | : | : | 25322.0 | : | 3748.0 | 2525.0 | 35840.0 | 3786.0 | 11728.0 | 21709.0 | 1202.0 | 20024.0 | 164.0 | 6563.0 | : | 4440.0 | : | : | 25511.0 | 148584.0 | 3791.0 | 2618.0 | 35634.0 | 3868.0 | 12342.0 | 22186.0 | 1303.0 | 20013.0 | 165.0 | 6533.0 | 3617.0 | 4431.0 | 2040.0 | 3984.0 | 26058.0 | 149523.0 | 3838.0 | 2664.0 | 35299.0 | 3853.0 | 12706.0 | 22149.0 | 1369.0 | 20032.0 | 169.0 | 6765.0 | 3609.0 | 4523.0 | 2112.0 | 3912.0 | 26522.0 | | | | | | | | | | | | | | | | |
| 1994 | : | 3748.0 | 2525.0 | 35840.0 | 3786.0 | 11728.0 | 21709.0 | 1202.0 | 20024.0 | 164.0 | 6563.0 | : | 4440.0 | : | : | 25511.0 | 148584.0 | 3791.0 | 2618.0 | 35634.0 | 3868.0 | 12342.0 | 22186.0 | 1303.0 | 20013.0 | 165.0 | 6533.0 | 3617.0 | 4431.0 | 2040.0 | 3984.0 | 26058.0 | 149523.0 | 3838.0 | 2664.0 | 35299.0 | 3853.0 | 12706.0 | 22149.0 | 1369.0 | 20032.0 | 169.0 | 6765.0 | 3609.0 | 4523.0 | 2112.0 | 3912.0 | 26522.0 | | | | | | | | | | | | | | | | | | | | | | | | | | | | | | | | |
| 1996 | 148584.0 | 3791.0 | 2618.0 | 35634.0 | 3868.0 | 12342.0 | 22186.0 | 1303.0 | 20013.0 | 165.0 | 6533.0 | 3617.0 | 4431.0 | 2040.0 | 3984.0 | 26058.0 | 149523.0 | 3838.0 | 2664.0 | 35299.0 | 3853.0 | 12706.0 | 22149.0 | 1369.0 | 20032.0 | 169.0 | 6765.0 | 3609.0 | 4523.0 | 2112.0 | 3912.0 | 26522.0 | | | | | | | | | | | | | | | | | | | | | | | | | | | | | | | | | | | | | | | | | | | | | | | | |
| 1997 | 149523.0 | 3838.0 | 2664.0 | 35299.0 | 3853.0 | 12706.0 | 22149.0 | 1369.0 | 20032.0 | 169.0 | 6765.0 | 3609.0 | 4523.0 | 2112.0 | 3912.0 | 26522.0 | | | | | | | | | | | | | | | | | | | | | | | | | | | | | | | | | | | | | | | | | | | | | | | | | | | | | | | | | | | | | | | | |

(¹) Personen, die in Privathaushalten leben
Quelle : Erhebung über Arbeitskräfte

(¹) persons living in private households
source : labour force survey

(¹) personnes vivant dans les ménages privés
source : enquête sur les forces de travail

BESCHÄFTIGUNG
EMPLOYMENT
EMPLOI



| | Zivile Arbeitnehmer insgesamt ⁽¹⁾ | | | | | | | | | | Number of civilian employees ⁽¹⁾ | | | | | Emploi civil salarié total ⁽¹⁾ | |
|------|--|--------|--------|---------|--------|--------|---------|--------|---------|-------|---|--------|--------|--------|--------|---|------|
| | 0204 | 1000 | | | | | | | | | | 1000 | | | | | 1000 |
| | EU-15 | B | DK | D | EL | E | F | IRL | I | L | NL | A | P | FIN | S | UK | |
| 1992 | : | 3097.0 | 2348.0 | 32863.0 | 1936.0 | 9144.0 | 18678.0 | 871.0 | 14685.0 | 148.0 | 5658.0 | : | 3355.0 | : | : | 22187.0 | |
| 1993 | : | 3073.0 | 2281.0 | 32380.0 | 1980.0 | 8700.0 | 18786.0 | 882.0 | 14517.0 | 146.0 | 5748.0 | : | 3310.0 | : | : | 21993.0 | |
| 1994 | : | 3084.0 | 2275.0 | 32029.0 | 2017.0 | 8609.0 | 18654.0 | 930.0 | 14280.0 | 146.0 | 5772.0 | : | 3226.0 | : | : | 22068.0 | |
| 1995 | 122522.0 | 3112.0 | 2349.0 | 31946.0 | 2059.0 | 8938.0 | 19043.0 | 979.0 | 14162.0 | 143.0 | 5783.0 | 3151.0 | 3191.0 | 1696.0 | 3646.0 | 22325.0 | |
| 1996 | 123222.0 | 3109.0 | 2374.0 | 31843.0 | 2100.0 | 9228.0 | 19262.0 | 1031.0 | 14242.0 | 149.0 | 5769.0 | 3095.0 | 3172.0 | 1700.0 | 3499.0 | 22651.0 | |
| 1997 | 124266.0 | 3177.0 | 2412.0 | 31448.0 | 2111.0 | 9639.0 | 19289.0 | 1084.0 | 14316.0 | 153.0 | 5974.0 | 3109.0 | 3239.0 | 1785.0 | 3453.0 | 23076.0 | |

| | Arbeitnehmer Landwirtschaft ⁽¹⁾ | | | | | | | | | | Number of employees in agriculture ⁽¹⁾ | | | | | Emploi salarié agriculture ⁽¹⁾ | |
|------|--|------|------|-------|------|-------|-------|------|-------|-----|---|------|------|------|------|---|------|
| | 0205 | 1000 | | | | | | | | | | 1000 | | | | | 1000 |
| | EU-15 | B | DK | D | EL | E | F | IRL | I | L | NL | A | P | FIN | S | UK | |
| 1992 | : | 11.0 | 49.0 | 630.0 | 28.0 | 398.0 | 266.0 | 23.0 | 747.0 | 6.0 | 98.0 | : | 97.0 | : | : | 240.0 | |
| 1993 | : | 13.0 | 53.0 | 552.0 | 36.0 | 377.0 | 273.0 | 27.0 | 604.0 | 1.0 | 100.0 | : | 94.0 | : | : | 224.0 | |
| 1994 | : | 18.0 | 60.0 | 521.0 | 29.0 | 361.0 | 274.0 | 28.0 | 554.0 | 1.0 | 98.0 | : | 77.0 | : | : | 237.0 | |
| 1995 | 2349.0 | 17.0 | 58.0 | 523.0 | 39.0 | 366.0 | 275.0 | 29.0 | 532.0 | 1.0 | 99.0 | 36.0 | 72.0 | 28.0 | 44.0 | 231.0 | |
| 1996 | 2324.0 | 14.0 | 51.0 | 546.0 | 35.0 | 332.0 | 297.0 | 28.0 | 497.0 | 1.0 | 95.0 | 36.0 | 89.0 | 31.0 | 40.0 | 231.0 | |
| 1997 | 2327.0 | 17.0 | 48.0 | 551.0 | 31.0 | 379.0 | 294.0 | 29.0 | 464.0 | 1.0 | 95.0 | 33.0 | 87.0 | 41.0 | 40.0 | 219.0 | |

| | Arbeitnehmer Industrie ⁽¹⁾ | | | | | | | | | | Number of employees in industry ⁽¹⁾ | | | | | Emploi salarié industrie ⁽¹⁾ | |
|------|---------------------------------------|--------|-------|---------|-------|--------|--------|-------|--------|------|--|--------|--------|-------|-------|---|------|
| | 0206 | 1000 | | | | | | | | | | 1000 | | | | | 1000 |
| | EU-15 | B | DK | D | EL | E | F | IRL | I | L | NL | A | P | FIN | S | UK | |
| 1992 | : | 1048.0 | 656.0 | 13531.0 | 645.0 | 3390.0 | 5857.0 | 285.0 | 5536.0 | 44.0 | 1491.0 | : | 1240.0 | : | : | 6623.0 | |
| 1993 | : | 992.0 | 612.0 | 12922.0 | 621.0 | 3030.0 | 5423.0 | 275.0 | 5411.0 | 41.0 | 1471.0 | : | 1235.0 | : | : | 6383.0 | |
| 1994 | : | 970.0 | 619.0 | 12463.0 | 615.0 | 2885.0 | 5218.0 | 295.0 | 5272.0 | 43.0 | 1431.0 | : | 1206.0 | : | : | 5990.0 | |
| 1995 | 39379.0 | 969.0 | 654.0 | 12087.0 | 608.0 | 2992.0 | 5338.0 | 308.0 | 5222.0 | 39.0 | 1425.0 | 1112.0 | 1176.0 | 498.0 | 962.0 | 5990.0 | |
| 1996 | 38889.0 | 939.0 | 645.0 | 11740.0 | 609.0 | 2987.0 | 5299.0 | 317.0 | 5241.0 | 36.0 | 1414.0 | 1033.0 | 1139.0 | 491.0 | 923.0 | 6077.0 | |
| 1997 | 38806.0 | 950.0 | 651.0 | 11429.0 | 596.0 | 3157.0 | 5304.0 | 345.0 | 5190.0 | 37.0 | 1435.0 | 1019.0 | 1164.0 | 522.0 | 897.0 | 6110.0 | |

| | Arbeitnehmer Dienstleistungen ⁽¹⁾ | | | | | | | | | | Number of employees in services ⁽¹⁾ | | | | | Emploi salarié services ⁽¹⁾ | |
|------|--|--------|--------|---------|--------|--------|---------|-------|--------|-------|--|--------|--------|--------|--------|--|------|
| | 0207 | 1000 | | | | | | | | | | 1000 | | | | | 1000 |
| | EU-15 | B | DK | D | EL | E | F | IRL | I | L | NL | A | P | FIN | S | UK | |
| 1992 | : | 2038.0 | 1643.0 | 18701.0 | 1263.0 | 5357.0 | 12554.0 | 563.0 | 8402.0 | 97.0 | 4070.0 | : | 2017.0 | : | : | 15324.0 | |
| 1993 | : | 2068.0 | 1617.0 | 18906.0 | 1323.0 | 5293.0 | 13090.0 | 580.0 | 8503.0 | 103.0 | 4176.0 | : | 1982.0 | : | : | 15386.0 | |
| 1994 | : | 2096.0 | 1597.0 | 19044.0 | 1372.0 | 5363.0 | 13162.0 | 607.0 | 8455.0 | 102.0 | 4243.0 | : | 1943.0 | : | : | 15842.0 | |
| 1995 | 80794.0 | 2127.0 | 1638.0 | 19336.0 | 1411.0 | 5580.0 | 13430.0 | 643.0 | 8409.0 | 103.0 | 4259.0 | 2003.0 | 1943.0 | 1169.0 | 2641.0 | 16104.0 | |
| 1996 | 82009.0 | 2156.0 | 1678.0 | 19556.0 | 1456.0 | 5909.0 | 13666.0 | 687.0 | 8504.0 | 111.0 | 4260.0 | 2026.0 | 1944.0 | 1178.0 | 2535.0 | 16343.0 | |
| 1997 | 83134.0 | 2210.0 | 1713.0 | 19468.0 | 1484.0 | 6104.0 | 13692.0 | 711.0 | 8663.0 | 115.0 | 4444.0 | 2057.0 | 1989.0 | 1222.0 | 2516.0 | 16746.0 | |

(¹) Personen, die in Privathaushalten leben
Quelle : Erhebung über Arbeitskräfte

(¹) persons living in private households
source : labour force survey

(¹) personnes vivant dans les ménages privés
source : enquête sur les forces de travail

ABHÄNGIG BESCHÄFTIGTE
EMPLOYEES
EMPLOI SALARIÉ



| | 0301 Industrie insgesamt (ohne Baugewerbe) 1995 = 100 | | | | | | | | | | Total industry (excluding construction) 1995 = 100 NACE Rev.1 C-E | | | | | Ensemble de l'industrie sans bâtiment 1995 = 100 | | | |
|----------|---|--------|-------|----|-------|-------|-------|-------|-------|-------|--|-------|-------|-------|-------|--|-------|-------|-------|
| | EU-15 | EUR-11 | B | DK | D | EL | E | F | IRL | I | L | NL | A | P | FIN | S | UK | US | JP |
| 1994 | 101.3 | : | 97.4 | : | 104.2 | 101.9 | 99.5 | 100.0 | 94.9 | 104.1 | 100.6 | 101.5 | 100.9 | 104.2 | 97.9 | 96.0 | 98.4 | 98.9 | 102.1 |
| 1995 | 100.0 | : | 100.0 | : | 100.0 | 100.0 | 100.0 | 100.0 | 100.0 | 100.0 | 100.0 | 100.0 | 100.0 | 100.0 | 100.0 | 100.0 | 100.0 | 100.0 | 100.0 |
| 1996 | 98.7 | : | 101.1 | : | 96.0 | 97.4 | 100.6 | 98.6 | 104.1 | 99.8 | 100.2 | : | 96.1 | 95.0 | : | 101.0 | 101.0 | 99.6 | 98.0 |
| 1997 | : | : | : | : | 92.6 | : | 103.8 | : | : | : | 99.5 | : | 94.2 | 92.5 | : | : | 101.4 | 100.1 | 97.1 |
| 1997 Jan | 97.6 | : | 100.4 | : | 93.6 | 95.8 | 101.2 | 97.8 | 106.7 | 98.8 | 99.3 | : | 94.9 | 93.5 | : | 99.7 | 101.3 | 99.7 | 97.2 |
| Feb | 97.5 | : | 100.3 | : | 93.4 | 95.7 | 101.3 | 97.7 | 107.4 | 98.5 | 99.4 | : | 94.7 | 93.2 | : | 99.5 | 101.3 | 99.7 | 97.1 |
| Mar | 97.4 | : | 100.2 | : | 93.1 | 95.7 | 101.6 | 97.6 | 107.3 | 98.1 | 99.2 | : | 94.6 | 93.0 | : | 99.8 | 101.4 | 99.8 | 97.2 |
| Apr | 97.4 | : | 100.3 | : | 92.9 | 95.8 | 102.0 | 97.6 | : | 97.9 | 99.1 | : | 94.6 | 92.8 | : | 100.1 | 101.5 | 99.8 | 97.0 |
| May | 97.4 | : | 100.3 | : | 92.7 | 95.7 | 102.5 | 97.5 | : | 97.7 | 99.3 | : | 94.4 | 92.7 | : | 100.4 | 101.6 | 99.9 | 97.1 |
| Jun | 97.4 | : | 100.3 | : | 92.5 | 94.3 | 103.2 | 97.4 | : | 97.5 | 99.9 | : | 94.4 | 92.7 | : | 100.4 | 101.6 | 100.0 | 97.1 |
| Jul | : | : | 99.9 | : | 92.3 | : | 104.0 | : | : | : | 99.6 | : | 94.2 | 92.6 | : | 100.4 | 101.5 | 99.9 | 96.8 |
| Aug | : | : | 99.9 | : | 92.2 | : | 104.7 | : | : | : | 99.7 | : | 93.9 | 92.2 | : | 100.6 | 101.3 | 100.2 | 96.8 |
| Sep | : | : | 100.1 | : | 92.1 | : | 105.3 | : | : | : | 99.4 | : | 93.8 | 92.0 | : | 101.7 | 101.2 | 100.2 | 96.8 |
| Oct | : | : | 100.2 | : | 92.1 | : | 105.9 | : | : | : | 99.9 | : | 93.7 | 91.9 | : | : | 101.3 | 100.4 | 96.9 |
| Nov | : | : | 100.3 | : | 92.0 | : | 106.5 | : | : | : | 99.8 | : | 93.7 | 92.0 | : | : | 101.3 | 100.6 | 96.9 |
| Dec | : | : | : | : | 91.9 | : | 107.4 | : | : | : | 99.3 | : | 93.5 | 92.0 | : | : | 101.4 | 100.8 | 96.7 |
| 1998 Jan | : | : | : | : | : | : | : | : | : | : | 99.5 | : | 94.9 | : | : | : | 101.5 | 101.1 | 96.5 |
| Feb | : | : | : | : | : | : | : | : | : | : | 99.6 | : | : | : | : | : | 101.5 | 101.1 | 96.3 |
| Mar | : | : | : | : | : | : | : | : | : | : | : | : | : | : | : | : | 101.5 | 101.1 | : |

| | 0302 Be- und verarbeitendes Gewerbe 1995 = 100 | | | | | | | | | | Manufacturing 1995 = 100 NACE Rev.1 D | | | | | Industrie manufacturière 1995 = 100 | | | |
|----------|---|--------|-------|----|-------|-------|-------|-------|-------|-------|---|-------|-------|-------|-------|--|-------|-------|-------|
| | EU-15 | EUR-11 | B | DK | D | EL | E | F | IRL | I | L | NL | A | P | FIN | S | UK | US | JP |
| 1994 | 101.1 | : | 97.4 | : | 104.1 | 102.6 | 100.9 | 100.0 | 94.2 | 103.4 | 100.3 | 101.4 | 100.9 | 104.2 | 93.3 | 95.8 | 97.6 | 98.9 | 102.1 |
| 1995 | 100.0 | : | 100.0 | : | 100.0 | 100.0 | 100.0 | 100.0 | 100.0 | 100.0 | 100.0 | 100.0 | 100.0 | 100.0 | 100.0 | 100.0 | 100.0 | 100.0 | 100.0 |
| 1996 | 98.9 | : | 101.1 | : | 96.4 | 97.1 | 100.7 | 98.6 | 104.6 | 99.8 | 99.9 | : | 97.1 | 95.0 | : | 101.0 | 101.4 | 99.6 | 98.0 |
| 1997 | : | : | : | : | 93.4 | : | 104.3 | : | : | : | 99.4 | : | 95.1 | 92.5 | : | : | 101.8 | 100.1 | 97.1 |
| 1997 Jan | 98.1 | : | 100.4 | : | 94.3 | 95.5 | 101.9 | 97.7 | 107.2 | 98.1 | 99.1 | : | 95.7 | 93.8 | : | 99.6 | 101.8 | 99.7 | 97.2 |
| Feb | 97.9 | : | 100.2 | : | 94.1 | 95.4 | 101.8 | 97.6 | 108.1 | 98.4 | 99.1 | : | 95.5 | 93.4 | : | 99.5 | 101.7 | 99.7 | 97.1 |
| Mar | 97.9 | : | 100.1 | : | 93.9 | 95.4 | 102.3 | 97.6 | 107.9 | 98.2 | 98.8 | : | 95.5 | 93.0 | : | 99.7 | 101.8 | 99.8 | 97.2 |
| Apr | 98.0 | : | 100.2 | : | 93.7 | 95.6 | 102.8 | 97.6 | : | 98.4 | 98.9 | : | 95.5 | 92.8 | : | 99.9 | 101.9 | 99.8 | 97.0 |
| May | 98.0 | : | 100.2 | : | 93.5 | 95.6 | 103.4 | 97.5 | : | 98.5 | 99.2 | : | 95.2 | 92.7 | : | 100.1 | 102.0 | 99.9 | 97.1 |
| Jun | 98.0 | : | 100.4 | : | 93.3 | 93.9 | 104.1 | 97.5 | : | 98.4 | 99.6 | : | 95.3 | 92.5 | : | 100.2 | 102.0 | 100.0 | 97.1 |
| Jul | : | : | 100.2 | : | 93.2 | : | 104.7 | : | : | : | 99.4 | : | 95.2 | 92.5 | : | 100.2 | 101.8 | 99.9 | 96.8 |
| Aug | : | : | 100.1 | : | 93.1 | : | 105.4 | : | : | : | 99.6 | : | 94.8 | 92.1 | : | 100.3 | 101.7 | 100.2 | 96.8 |
| Sep | : | : | 100.1 | : | 93.0 | : | 105.7 | : | : | : | 99.6 | : | 94.8 | 92.0 | : | 101.2 | 101.6 | 100.2 | 96.8 |
| Oct | : | : | 100.2 | : | 92.9 | : | 105.9 | : | : | : | 100.0 | : | 94.7 | 91.9 | : | : | 101.7 | 100.4 | 96.9 |
| Nov | : | : | 100.3 | : | 92.9 | : | 106.3 | : | : | : | 100.1 | : | 94.7 | 92.0 | : | : | 101.8 | 100.6 | 96.9 |
| Dec | : | : | : | : | 92.8 | : | 107.0 | : | : | : | 99.5 | : | 94.6 | 92.2 | : | : | 101.9 | 100.8 | 96.7 |
| 1998 Jan | : | : | : | : | : | : | : | : | : | : | 99.6 | : | 95.9 | : | : | : | 102.0 | 101.1 | 96.5 |
| Feb | : | : | : | : | : | : | : | : | : | : | 99.6 | : | : | : | : | : | 102.0 | 101.1 | 96.3 |
| Mar | : | : | : | : | : | : | : | : | : | : | : | : | : | : | : | : | 102.1 | 101.1 | : |

Quelle : Industrienerhebungen

source : industrial surveys

source : enquêtes industrielles

ABHÄNGIG BESCHÄFTIGTE NACH INDUSTRIE-HAUPTGRUPPEN
EMPLOYEES BY INDUSTRIAL GROUPINGS
EMPLOI SALARIÉ PAR REGROUPEMENTS INDUSTRIELS



| | Vorleistungsgüterindustrie 0401 1995 = 100 | | | | | | | | | | Intermediate goods industry 1995 = 100 | | | | | Industries des biens intermédiaire 1995 = 100 | | | |
|----------|---|--------|-------|----|-------|-------|-------|-------|-------|-------|---|----|-------|-------|-----|---|-------|----|----|
| | EU-15 | EUR-11 | B | DK | D | EL | E | F | IRL | I | L | NL | A | P | FIN | S | UK | US | JP |
| 1994 | 101.4 | : | 96.7 | : | 102.7 | 100.9 | 98.7 | 99.7 | 96.2 | 105.3 | 103.4 | : | 99.7 | 103.3 | : | : | 99.9 | : | : |
| 1995 | 100.0 | : | 100.0 | : | 100.0 | 100.0 | 100.0 | 100.0 | 100.0 | 100.0 | 100.0 | : | 100.0 | 100.0 | : | : | 100.0 | : | : |
| 1996 | 97.7 | : | 101.0 | : | 94.9 | 98.8 | 99.6 | 98.5 | 104.3 | 99.1 | 100.8 | : | 95.1 | 95.0 | : | : | 99.8 | : | : |
| 1997 | : | : | : | : | 90.7 | : | 99.8 | : | : | : | 98.7 | : | 93.1 | 93.9 | : | : | 99.4 | : | : |
| 1997 Jan | : | : | 100.6 | : | 91.8 | 97.7 | 97.8 | 97.4 | 107.2 | : | 98.9 | : | 93.6 | 94.3 | : | : | 100.1 | : | : |
| Feb | : | : | 100.4 | : | 91.4 | 97.1 | 97.1 | 97.4 | 107.6 | : | 99.0 | : | 93.4 | 93.9 | : | : | 99.6 | : | : |
| Mar | : | : | 100.2 | : | 91.1 | 97.0 | 97.2 | 97.4 | 107.0 | : | 98.8 | : | 93.3 | 93.9 | : | : | 99.7 | : | : |
| Apr | : | : | 100.3 | : | 91.4 | 97.0 | 97.5 | 97.3 | : | : | 98.7 | : | 93.4 | 93.6 | : | : | 100.0 | : | : |
| May | : | : | 100.3 | : | 90.8 | 97.1 | 97.8 | 97.2 | : | : | 98.7 | : | 93.2 | 93.7 | : | : | 100.1 | : | : |
| Jun | : | : | 100.6 | : | 90.6 | 97.4 | 98.3 | 97.1 | : | : | 99.0 | : | 93.3 | 94.2 | : | : | 100.0 | : | : |
| Jul | : | : | 100.5 | : | 90.4 | : | 99.0 | : | : | : | 98.6 | : | 93.2 | 94.0 | : | : | 99.5 | : | : |
| Aug | : | : | 100.7 | : | 90.4 | : | 99.7 | : | : | : | 98.3 | : | 92.9 | 93.7 | : | : | 99.1 | : | : |
| Sep | : | : | 100.7 | : | 90.3 | : | 101.0 | : | : | : | 98.8 | : | 92.7 | 93.7 | : | : | 98.8 | : | : |
| Oct | : | : | 100.8 | : | 90.0 | : | 102.4 | : | : | : | 99.1 | : | 92.8 | 93.8 | : | : | 98.7 | : | : |
| Nov | : | : | 100.8 | : | 89.8 | : | 103.8 | : | : | : | 98.8 | : | 92.6 | 93.8 | : | : | 98.6 | : | : |
| Dec | : | : | : | : | 89.7 | : | 105.8 | : | : | : | 97.8 | : | 92.5 | 93.9 | : | : | 98.2 | : | : |
| 1998 Jan | : | : | : | : | : | : | : | : | : | : | 97.6 | : | 94.1 | : | : | : | 99.2 | : | : |
| Feb | : | : | : | : | : | : | : | : | : | : | 97.6 | : | : | : | : | : | 99.3 | : | : |
| Mar | : | : | : | : | : | : | : | : | : | : | : | : | : | : | : | : | 99.0 | : | : |

| | Investitionsgüterindustrie 0402 1995 = 100 | | | | | | | | | | Capital goods industry 1995 = 100 | | | | | Industries des biens d'investissement 1995 = 100 | | | |
|----------|---|--------|-------|----|-------|-------|-------|-------|-------|-------|--------------------------------------|----|-------|-------|-----|--|-------|----|----|
| | EU-15 | EUR-11 | B | DK | D | EL | E | F | IRL | I | L | NL | A | P | FIN | S | UK | US | JP |
| 1994 | 101.2 | : | 99.4 | : | 104.9 | 94.3 | 97.9 | 99.3 | 87.4 | 104.4 | 97.7 | : | 105.8 | 104.4 | : | : | 96.3 | : | : |
| 1995 | 100.0 | : | 100.0 | : | 100.0 | 100.0 | 100.0 | 100.0 | 100.0 | 100.0 | 100.0 | : | 100.0 | 100.0 | : | : | 100.0 | : | : |
| 1996 | 99.8 | : | 102.7 | : | 96.6 | 99.3 | 103.7 | 99.4 | 110.1 | 99.8 | 101.8 | : | 98.3 | 96.3 | : | : | 103.2 | : | : |
| 1997 | : | : | : | : | 93.4 | : | 112.2 | : | : | : | 104.4 | : | 99.9 | 95.2 | : | : | 104.4 | : | : |
| 1997 Jan | 99.1 | : | 102.7 | : | 94.4 | 101.1 | 106.2 | 99.0 | 113.6 | 97.9 | 102.6 | : | 97.9 | 95.2 | : | : | 103.8 | : | : |
| Feb | 99.3 | : | 102.7 | : | 94.2 | 102.8 | 107.1 | 98.9 | 114.9 | 98.9 | 102.4 | : | 98.5 | 95.0 | : | : | 103.5 | : | : |
| Mar | 99.2 | : | 102.5 | : | 93.8 | 101.3 | 108.0 | 98.9 | 115.8 | 98.3 | 102.4 | : | 99.9 | 95.2 | : | : | 103.8 | : | : |
| Apr | 99.1 | : | 102.5 | : | 93.4 | 99.1 | 108.8 | 98.8 | : | 98.5 | 102.5 | : | 100.2 | 94.6 | : | : | 104.0 | : | : |
| May | 99.1 | : | 102.5 | : | 93.1 | 96.9 | 109.9 | 98.9 | : | 98.4 | 103.2 | : | 100.2 | 95.1 | : | : | 104.1 | : | : |
| Jun | 99.4 | : | 102.1 | : | 93.1 | 95.2 | 111.2 | 98.9 | : | 98.4 | 103.7 | : | 100.4 | 95.0 | : | : | 104.6 | : | : |
| Jul | : | : | 101.7 | : | 93.1 | : | 112.6 | 99.0 | : | : | 104.6 | : | 101.3 | 95.3 | : | : | 105.0 | : | : |
| Aug | : | : | 101.3 | : | 92.9 | : | 114.0 | 99.1 | : | : | 105.7 | : | 100.4 | 95.4 | : | : | 104.7 | : | : |
| Sep | : | : | 101.4 | : | 92.8 | : | 115.2 | 99.2 | : | : | 105.2 | : | 100.2 | 95.7 | : | : | 104.6 | : | : |
| Oct | : | : | 101.3 | : | 93.3 | : | 116.4 | : | : | : | 106.1 | : | 99.8 | 95.4 | : | : | 105.0 | : | : |
| Nov | : | : | 101.5 | : | 93.1 | : | 117.5 | : | : | : | 107.0 | : | 100.2 | 95.4 | : | : | 105.0 | : | : |
| Dec | : | : | : | : | 92.9 | : | 118.3 | : | : | : | 107.3 | : | 100.2 | 95.8 | : | : | 105.2 | : | : |
| 1998 Jan | : | : | : | : | : | : | : | : | : | : | 108.4 | : | 101.3 | : | : | : | 105.2 | : | : |
| Feb | : | : | : | : | : | : | : | : | : | : | 109.4 | : | : | : | : | : | 105.2 | : | : |
| Mar | : | : | : | : | : | : | : | : | : | : | : | : | : | : | : | : | 104.8 | : | : |

Quelle : Industrieerhebungen

source : industrial surveys

source : enquêtes industrielles

VOLKSWIRTSCHAFTLICHE GESAMTRECHNUNGEN
NATIONAL ACCOUNTS
COMPTES NATIONAUX



| | Staatsverbrauch 0105 Mrd ECU 1990 | | | | Consumption of general government Bn ECU - 1990 | | | | | | | | | | Consommation des administrations publiques Mrd ECU - 1990 | | | | |
|---------|--|--------|-------|-------|--|-------|-------|--------|------|--------|------|-------|-------|-------|---|-------|--------|--------|--------|
| | EU-15 | EUR-11 | B | DK | D | EL | E | F | IRL | I | L | NL | A | P | FIN | S | UK | US | JP |
| 1994 | 961.06 | 706.86 | 22.75 | 28.72 | 173.09 | 10.28 | 67.70 | 190.79 | 5.89 | 155.28 | 1.21 | 34.21 | 24.47 | 9.50 | 21.16 | 50.59 | 165.41 | 774.36 | 229.60 |
| 1995 | 964.60 | 708.03 | 22.96 | 29.31 | 172.96 | 10.43 | 68.90 | 190.75 | 6.12 | 153.61 | 1.24 | 34.41 | 24.98 | 9.74 | 21.55 | 50.11 | 167.51 | 773.27 | 237.18 |
| 1996 | 984.89 | 719.57 | 23.37 | 30.02 | 176.64 | 10.50 | 68.98 | 195.66 | 6.29 | 153.95 | 1.28 | 34.83 | 25.68 | 15.81 | 22.30 | 50.02 | 169.57 | 773.16 | 240.76 |
| 1997 | 987.33 | 722.85 | 23.65 | 30.90 | 176.55 | 10.49 | 69.48 | 198.00 | 6.48 | 152.82 | 1.32 | 35.60 | 25.91 | 16.14 | 22.23 | 48.99 | 168.77 | 782.48 | 240.35 |
| 1994 II | 222.30 | 176.96 | : | 7.21 | 43.47 | : | 16.79 | 47.71 | : | 38.96 | : | 8.56 | 6.17 | 2.37 | 5.28 | 12.75 | 41.57 | 192.92 | 57.59 |
| III | 221.68 | 176.81 | : | 7.18 | 43.13 | : | 17.02 | 47.74 | : | 38.75 | : | 8.56 | 6.26 | 2.38 | 5.27 | 12.59 | 41.64 | 195.71 | 57.55 |
| IV | 221.76 | 177.08 | : | 7.18 | 43.22 | : | 17.22 | 47.66 | : | 38.54 | : | 8.55 | 6.13 | 2.39 | 5.34 | 12.47 | 41.58 | 194.04 | 57.92 |
| 1995 I | 221.05 | 176.18 | : | 7.25 | 42.75 | : | 17.24 | 47.52 | : | 38.41 | : | 8.57 | 6.04 | 2.41 | 5.27 | 12.56 | 41.47 | 194.46 | 59.01 |
| II | 221.33 | 175.65 | : | 7.35 | 42.43 | : | 17.11 | 47.51 | : | 38.33 | : | 8.59 | 6.31 | 2.43 | 5.40 | 12.61 | 42.00 | 194.18 | 59.06 |
| III | 222.41 | 177.28 | : | 7.35 | 43.19 | : | 17.20 | 47.71 | : | 38.38 | : | 8.65 | 6.43 | 2.44 | 5.41 | 12.45 | 42.07 | 194.83 | 59.69 |
| IV | 223.86 | 178.92 | : | 7.36 | 44.12 | : | 17.38 | 48.01 | : | 38.46 | : | 8.60 | 6.16 | 2.46 | 5.47 | 12.36 | 42.10 | 191.41 | 59.62 |
| 1996 I | 224.18 | 178.97 | : | 7.39 | 43.63 | : | 17.36 | 48.48 | : | 38.50 | : | 8.66 | : | : | 5.49 | 12.36 | 42.32 | 191.58 | 60.15 |
| II | 225.43 | 180.08 | : | 7.50 | 44.32 | : | 17.24 | 48.80 | : | 38.53 | : | 8.70 | : | : | 5.58 | 12.38 | 42.34 | 194.55 | 59.98 |
| III | 225.90 | 180.22 | : | 7.56 | 44.24 | : | 17.19 | 49.08 | : | 38.53 | : | 8.72 | : | : | 5.60 | 12.62 | 42.35 | 194.42 | 60.11 |
| IV | 226.13 | 180.30 | : | 7.57 | 44.11 | : | 17.23 | 49.29 | : | 38.32 | : | 8.74 | : | : | 5.63 | 12.53 | 42.70 | 194.22 | 60.72 |
| 1997 I | 226.42 | 181.17 | : | 7.64 | 44.99 | : | 17.26 | 49.37 | : | 38.14 | : | 8.82 | : | : | 5.48 | 12.18 | 42.52 | 194.55 | 60.15 |
| II | 225.42 | 181.03 | : | 7.67 | 44.43 | : | 17.30 | 49.45 | : | 38.16 | : | 8.87 | : | : | 5.57 | 12.19 | 41.75 | 195.89 | 59.59 |
| III | 226.07 | 180.86 | : | 7.74 | 44.03 | : | 17.41 | 49.54 | : | 38.23 | : | 8.93 | : | : | 5.58 | 12.33 | 42.27 | 196.55 | 60.00 |
| IV | 225.13 | 179.79 | : | 7.85 | 42.75 | : | 17.53 | 49.65 | : | 38.25 | : | 8.98 | : | : | 5.59 | 12.21 | 42.36 | 197.11 | 60.82 |

| | Veränderung des Staatsverbrauchs 0106 Volumen (T/T-1 %) | | | | Changes in the consumption of general government volume terms - (T/T-1 %) | | | | | | | | | | Evolution de la consommation des administrations publiques volume - (T/T-1 %) | | | | |
|---------|--|--------|-----|------|---|------|------|------|-----|------|-----|------|------|------|---|------|------|------|------|
| | EU-15 | EUR-11 | B | DK | D | EL | E | F | IRL | I | L | NL | A | P | FIN | S | UK | US | JP |
| 1994 | 0.8 | 0.5 | 1.6 | 2.3 | 0.8 | 3.5 | -0.3 | 1.1 | 4.8 | -0.6 | 1.2 | 0.6 | 2.2 | 1.4 | -0.3 | -0.7 | 2.2 | 0.4 | 2.4 |
| 1995 | 0.4 | 0.2 | 0.9 | 2.1 | -0.1 | 1.5 | 1.8 | -0.0 | 3.9 | -1.1 | 2.3 | 0.6 | 2.1 | 2.5 | 1.9 | -1.0 | 1.3 | -0.1 | 3.3 |
| 1996 | 2.1 | 1.6 | 1.8 | 2.4 | 2.1 | 0.6 | 0.1 | 2.6 | 2.9 | 0.2 | 3.4 | 1.2 | 2.8 | 62.3 | 3.5 | -0.2 | 1.2 | -0.0 | 1.5 |
| 1997 | 0.3 | 0.5 | 1.2 | 2.9 | -0.1 | -0.1 | 0.7 | 1.2 | 3.0 | -0.7 | 3.0 | 2.2 | 0.9 | 2.1 | -0.3 | -2.1 | -0.5 | 1.2 | -0.2 |
| 1994 II | 0.8 | 0.5 | : | 0.7 | 1.6 | : | 0.5 | 0.0 | : | -0.1 | : | 0.3 | 3.8 | 0.4 | 0.4 | 0.7 | 2.0 | -0.2 | 1.5 |
| III | -0.2 | -0.1 | : | -0.4 | -0.8 | : | 1.4 | 0.1 | : | -0.5 | : | 0.0 | 1.5 | 0.5 | -0.1 | -1.3 | 0.2 | 1.5 | -0.1 |
| IV | -0.1 | 0.2 | : | -0.1 | 0.2 | : | 1.2 | -0.2 | : | -0.6 | : | -0.1 | -2.1 | 0.6 | 1.2 | -1.0 | -0.2 | -0.9 | 0.6 |
| 1995 I | -0.3 | -0.5 | : | 1.1 | -1.1 | : | 0.1 | -0.3 | : | -0.3 | : | 0.2 | -1.5 | 0.7 | -1.2 | 0.7 | -0.3 | 0.2 | 1.9 |
| II | 0.1 | -0.3 | : | 1.3 | -0.7 | : | -0.7 | -0.0 | : | -0.2 | : | 0.2 | 4.6 | 0.7 | 2.5 | 0.4 | 1.3 | -0.1 | 0.1 |
| III | 0.5 | 0.9 | : | 0.1 | 1.8 | : | 0.5 | 0.4 | : | 0.1 | : | 0.7 | 1.8 | 0.7 | 0.3 | -1.3 | 0.2 | 0.3 | 1.1 |
| IV | 0.7 | 0.9 | : | 0.1 | 2.2 | : | 1.1 | 0.6 | : | 0.2 | : | -0.6 | -4.1 | 0.7 | 1.0 | -0.7 | 0.1 | -1.8 | -0.1 |
| 1996 I | 0.1 | 0.0 | : | 0.4 | -1.1 | : | -0.2 | 1.0 | : | 0.1 | : | 0.7 | : | : | 0.4 | 0.0 | 0.5 | 0.1 | 0.9 |
| II | 0.6 | 0.6 | : | 1.6 | 1.6 | : | -0.7 | 0.7 | : | 0.2 | : | 0.5 | : | : | 1.7 | 0.1 | 0.1 | 1.6 | -0.3 |
| III | 0.2 | 0.1 | : | 0.8 | -0.2 | : | -0.3 | 0.6 | : | -0.1 | : | 0.3 | : | : | 0.3 | 2.0 | 0.0 | -0.1 | 0.2 |
| IV | 0.1 | 0.0 | : | 0.1 | -0.3 | : | 0.2 | 0.4 | : | -0.5 | : | 0.2 | : | : | 0.4 | -0.7 | 0.8 | -0.1 | 1.0 |
| 1997 I | 0.1 | 0.5 | : | 1.0 | 2.0 | : | 0.2 | 0.2 | : | -0.5 | : | 0.9 | : | : | -2.6 | -2.8 | -0.4 | 0.2 | -0.9 |
| II | -0.4 | -0.1 | : | 0.4 | -1.2 | : | 0.2 | 0.2 | : | 0.1 | : | 0.6 | : | : | 1.6 | 0.0 | -1.8 | 0.7 | -0.9 |
| III | 0.3 | -0.1 | : | 1.0 | -0.9 | : | 0.7 | 0.2 | : | 0.2 | : | 0.7 | : | : | 0.3 | 1.2 | 1.2 | 0.3 | 0.7 |
| IV | -0.4 | -0.6 | : | 1.3 | -2.9 | : | 0.7 | 0.2 | : | 0.0 | : | 0.5 | : | : | 0.2 | -1.0 | 0.2 | 0.3 | 1.4 |

Die Daten für EUR15 wurden in einer zusammenhängenden Weise errechnet, die alle verfügbaren Daten der Mitgliedstaaten, die vierteljährliche Ergebnisse bereitstellen, verwendet.

Data for EUR15 are calculated statistically using data available from those Member States which compile quarterly accounts".

Les données d'EUR15 sont calculées selon un cadre statistique utilisant comme indicateurs les données de tous les Etats membres qui élaborent une comptabilité trimestrielle.

VOLKSWIRTSCHAFTLICHE GESAMTRECHNUNGEN
NATIONAL ACCOUNTS
COMPTES NATIONAUX



| | Bruttoanlageinvestitionen 0107 Mrd ECU 1990 | | | | | | | | | | Gross fixed capital formation Bn ECU 1990 | | | | | Formation brute de capital fixe Mrd ECU 1990 | | | | |
|---------|--|--------|-------|-------|--------|-------|-------|--------|------|--------|---|-------|-------|-------|-------|--|--------|---------|--------|--|
| | EU-15 | EUR-11 | B | DK | D | EL | E | F | IRL | I | L | NL | A | P | FIN | S | UK | US | JP | |
| 1994 | 1083.55 | 880.06 | 29.11 | 20.63 | 308.71 | 15.48 | 84.31 | 184.99 | 6.49 | 151.63 | 2.04 | 46.76 | 34.78 | 15.38 | 15.38 | 26.68 | 141.18 | 856.20 | 736.95 | |
| 1995 | 1123.66 | 911.71 | 30.05 | 23.01 | 311.13 | 16.39 | 90.91 | 189.57 | 7.12 | 162.38 | 2.16 | 49.11 | 35.59 | 15.94 | 17.11 | 29.97 | 143.24 | 892.81 | 747.88 | |
| 1996 | 1139.45 | 922.22 | 30.24 | 24.66 | 307.38 | 17.07 | 91.76 | 188.65 | 8.25 | 163.02 | 2.14 | 52.10 | 35.78 | 23.46 | 18.54 | 31.09 | 145.33 | 958.97 | 823.52 | |
| 1997 | 1167.48 | 941.04 | 31.68 | 26.42 | 308.05 | 18.87 | 96.11 | 189.28 | 9.57 | 163.95 | 2.40 | 55.32 | 37.07 | 26.25 | 20.62 | 29.61 | 152.26 | 1021.03 | 793.81 | |
| 1994 II | 242.84 | 218.34 | : | 5.10 | 76.65 | : | 20.84 | 46.11 | : | 37.72 | : | 11.45 | 8.61 | 3.85 | 3.77 | 6.62 | 34.53 | 213.78 | 185.86 | |
| III | 245.90 | 221.14 | : | 5.11 | 77.21 | : | 21.22 | 46.51 | : | 38.19 | : | 11.80 | 8.57 | 3.77 | 3.87 | 6.64 | 35.30 | 217.43 | 185.50 | |
| IV | 250.27 | 224.71 | : | 5.31 | 78.41 | : | 21.67 | 47.36 | : | 38.54 | : | 11.90 | 8.86 | 4.38 | 4.04 | 6.75 | 36.17 | 219.83 | 182.61 | |
| 1995 I | 253.85 | 227.98 | : | 5.61 | 79.30 | : | 22.21 | 47.77 | : | 39.61 | : | 12.13 | 9.10 | 3.62 | 4.30 | 7.23 | 35.78 | 223.15 | 182.06 | |
| II | 253.74 | 227.22 | : | 5.61 | 77.86 | : | 22.75 | 47.13 | : | 40.26 | : | 12.51 | 8.98 | 4.24 | 4.22 | 7.30 | 36.28 | 222.96 | 184.38 | |
| III | 254.08 | 228.41 | : | 5.77 | 76.83 | : | 23.02 | 47.44 | : | 41.02 | : | 12.25 | 8.74 | 3.92 | 4.38 | 7.68 | 35.56 | 223.44 | 187.68 | |
| IV | 253.70 | 228.10 | : | 6.02 | 76.04 | : | 22.97 | 47.24 | : | 41.51 | : | 12.23 | 8.85 | 4.15 | 4.22 | 7.76 | 35.61 | 226.42 | 194.12 | |
| 1996 I | 252.93 | 227.85 | : | 5.97 | 75.25 | : | 22.92 | 47.07 | : | 41.14 | : | 12.65 | : | : | 4.45 | 7.84 | 35.66 | 232.19 | 203.95 | |
| II | 255.16 | 229.77 | : | 6.06 | 76.79 | : | 22.91 | 47.21 | : | 40.88 | : | 12.65 | : | : | 4.51 | 7.75 | 36.59 | 239.92 | 209.45 | |
| III | 257.00 | 231.88 | : | 6.38 | 77.44 | : | 22.91 | 47.22 | : | 40.63 | : | 13.23 | : | : | 4.77 | 7.86 | 36.51 | 244.25 | 204.67 | |
| IV | 256.88 | 232.72 | : | 6.24 | 77.30 | : | 23.05 | 47.15 | : | 40.39 | : | 13.58 | : | : | 4.81 | 7.63 | 36.55 | 245.99 | 205.84 | |
| 1997 I | 256.40 | 232.34 | : | 6.39 | 76.79 | : | 23.40 | 46.74 | : | 40.47 | : | 13.74 | : | : | 4.62 | 7.19 | 37.15 | 247.32 | 203.64 | |
| II | 260.49 | 235.35 | : | 6.59 | 77.11 | : | 23.80 | 47.34 | : | 40.97 | : | 14.00 | : | : | 5.14 | 7.68 | 38.10 | 254.07 | 198.31 | |
| III | 261.49 | 236.33 | : | 6.79 | 76.79 | : | 24.30 | 47.64 | : | 41.29 | : | 13.71 | : | : | 5.40 | 7.30 | 38.30 | 261.33 | 196.85 | |
| IV | 262.66 | 237.01 | : | 6.66 | 77.02 | : | 24.65 | 47.57 | : | 41.24 | : | 13.87 | : | : | 5.47 | 7.44 | 38.69 | 261.91 | 195.38 | |

| | Veränderung der 0108 Bruttoanlageinvestitionen – Volumen (T/T-1 %) | | | | | | | | | | Changes in gross fixed capital formation volume terms (T/T-1 %) | | | | | Evolution de la formation brute de capital fixe – volume (T/T-1 %) | | | | |
|---------|---|--------|------|------|------|------|------|------|------|------|---|------|------|-------|------|--|------|------|------|--|
| | EU-15 | EUR-11 | B | DK | D | EL | E | F | IRL | I | L | NL | A | P | FIN | S | UK | US | JP | |
| 1994 | 2.5 | 2.3 | -0.1 | 0.8 | 3.5 | 1.2 | 2.4 | 1.3 | 10.2 | 0.5 | -7.6 | 2.2 | 6.8 | 4.5 | 0.2 | 2.0 | 4.3 | 6.6 | -0.6 | |
| 1995 | 3.7 | 3.6 | 3.2 | 11.5 | 0.8 | 5.9 | 7.8 | 2.5 | 9.6 | 7.1 | 5.9 | 5.0 | 2.3 | 3.6 | 11.3 | 12.4 | 1.5 | 4.3 | 1.5 | |
| 1996 | 1.4 | 1.2 | 0.6 | 7.2 | -1.2 | 4.1 | 0.9 | -0.5 | 15.9 | 0.4 | -1.1 | 6.1 | 0.5 | 47.2 | 8.4 | 3.7 | 1.5 | 7.4 | 10.1 | |
| 1997 | 2.5 | 2.0 | 4.8 | 7.2 | 0.2 | 10.6 | 4.7 | 0.3 | 16.0 | 0.6 | 12.3 | 6.2 | 3.6 | 11.9 | 11.3 | -4.8 | 4.8 | 6.5 | -3.6 | |
| 1994 II | 0.6 | 1.1 | : | -0.5 | 0.7 | : | 1.1 | 2.4 | : | 1.4 | : | -1.3 | -1.6 | 13.6 | 1.9 | -0.8 | -1.8 | 2.7 | 1.4 | |
| III | 1.4 | 1.3 | : | 0.2 | 0.7 | : | 1.8 | 0.9 | : | 1.2 | : | 3.0 | -0.6 | -2.0 | 2.4 | 0.2 | 2.2 | 1.7 | -0.2 | |
| IV | 1.8 | 1.6 | : | 3.9 | 1.6 | : | 2.2 | 1.8 | : | 0.9 | : | 0.9 | 3.5 | 16.2 | 4.4 | 1.7 | 2.5 | 1.1 | -1.6 | |
| 1995 I | 1.4 | 1.5 | : | 5.6 | 1.1 | : | 2.5 | 0.9 | : | 2.8 | : | 1.9 | 2.7 | -17.3 | 6.5 | 7.2 | -1.1 | 1.5 | -0.3 | |
| II | -0.0 | -0.3 | : | 0.2 | -1.8 | : | 2.5 | -1.3 | : | 1.7 | : | 3.1 | -1.4 | 17.3 | -1.9 | 1.0 | 1.4 | -0.1 | 1.3 | |
| III | 0.1 | 0.5 | : | 2.8 | -1.3 | : | 1.2 | 0.7 | : | 1.9 | : | -2.1 | -2.7 | -7.6 | 3.8 | 5.2 | -2.0 | 0.2 | 1.8 | |
| IV | -0.2 | -0.1 | : | 4.3 | -1.0 | : | -0.2 | -0.4 | : | 1.2 | : | -0.2 | 1.3 | 5.8 | -3.5 | 1.0 | 0.2 | 1.3 | 3.4 | |
| 1996 I | -0.3 | -0.1 | : | -0.7 | -1.0 | : | -0.2 | -0.4 | : | -0.9 | : | 3.4 | : | : | 5.3 | 1.0 | 0.2 | 2.6 | 5.1 | |
| II | 0.9 | 0.8 | : | 1.6 | 2.0 | : | -0.0 | 0.3 | : | -0.6 | : | 0.0 | : | : | 1.5 | -1.1 | 2.6 | 3.3 | 2.7 | |
| III | 0.7 | 0.9 | : | 5.3 | 0.9 | : | -0.0 | 0.0 | : | -0.6 | : | 4.6 | : | : | 5.8 | 1.5 | -0.2 | 1.8 | -2.3 | |
| IV | -0.1 | 0.4 | : | -2.3 | -0.2 | : | 0.6 | -0.1 | : | -0.6 | : | 2.6 | : | : | 0.9 | -3.0 | 0.1 | 0.7 | 0.6 | |
| 1997 I | -0.2 | -0.2 | : | 2.5 | -0.7 | : | 1.5 | -0.9 | : | 0.2 | : | 1.2 | : | : | -4.0 | -5.8 | 1.7 | 0.5 | -1.1 | |
| II | 1.6 | 1.3 | : | 3.0 | 0.4 | : | 1.7 | 1.3 | : | 1.3 | : | 1.9 | : | : | 11.2 | 6.8 | 2.6 | 2.7 | -2.6 | |
| III | 0.4 | 0.4 | : | 3.1 | -0.4 | : | 2.1 | 0.6 | : | 0.8 | : | -2.1 | : | : | 5.0 | -4.9 | 0.5 | 2.9 | -0.7 | |
| IV | 0.5 | 0.3 | : | -1.9 | 0.3 | : | 1.4 | -0.2 | : | -0.1 | : | 1.2 | : | : | 1.3 | 1.9 | 1.0 | 0.2 | -0.8 | |

Die Daten für EUR15 wurden in einer zusammenhängenden Weise errechnet, die alle verfügbaren Daten der Mitgliedstaaten, die vierteljährliche Ergebnisse bereitstellen, verwendet.

Data for EUR15 are calculated statistically using data available from those Member States which compile quarterly accounts.

Les données d'EUR15 sont calculées selon un cadre statistique utilisant comme indicateurs les données de tous les Etats membres qui élaborent une comptabilité trimestrielle.

VOLKSWIRTSCHAFTLICHE GESAMTRECHNUNGEN
NATIONAL ACCOUNTS
COMPTES NATIONAUX



| | Bestandsveränderungen und statistische Abweichungen Mio ECU – 1990 | | | | | | | | | | Changes in stocks and statistical discrepancies Mio ECU – 1990 | | | | | Variations de stocks et divergences statistiques Mio ECU – 1990 | | | | |
|------|---|--------|--------|------|------|-------|------|-------|-------|------|---|------|-------|-------|--------|--|------|------|-------|------|
| | 0109 | EU-15 | EUR-11 | B | DK | D | EL | E | F | IRL | I | L | NL | A | P | FIN | S | UK | US | JP |
| 1994 | | 30351 | 22115 | 1797 | 185 | 9676 | 1556 | 528 | -1000 | -260 | 5231 | 1052 | 172 | 988 | 1051 | 4580 | 746 | 4048 | 47114 | 101 |
| 1995 | | 42505 | 31343 | 1288 | 918 | 15541 | 2208 | 637 | 1214 | 169 | 5386 | 1135 | -586 | 2303 | 811 | 4236 | 1477 | 5770 | 24829 | 4726 |
| 1996 | | -13086 | 3269 | 662 | 598 | 11388 | 1804 | 387 | -5403 | 535 | 2317 | 1099 | -180 | -4216 | -30494 | 3584 | -633 | 5468 | 22205 | 6054 |
| 1997 | | 9590 | 24936 | 506 | 408 | 26230 | 1903 | -1491 | -4500 | -453 | 11224 | 1163 | -327 | -4246 | -31850 | 4232 | 729 | 6063 | 56944 | 5993 |
| 1994 | II | 3841 | 3946 | : | 59 | 1763 | : | 117 | -894 | : | 1720 | : | -460 | 306 | 132 | 1225 | -325 | 563 | 14536 | -612 |
| | III | 7941 | 7823 | : | -180 | 3130 | : | 234 | 185 | : | 1549 | : | 681 | 621 | 182 | 1360 | -260 | 1208 | 10198 | 133 |
| | IV | 13135 | 11696 | : | 322 | 4235 | : | 245 | 698 | : | 2833 | : | 966 | 330 | 224 | 1678 | 245 | 1947 | 12853 | 1182 |
| 1995 | I | 7961 | 9715 | : | 253 | 4294 | : | 154 | 424 | : | 1365 | : | 942 | 482 | -371 | 1044 | -579 | -56 | 10287 | 917 |
| | II | 2822 | 2988 | : | 82 | 3768 | : | 148 | -525 | : | -502 | : | -2016 | 690 | 51 | 836 | -316 | 1298 | 5743 | 820 |
| | III | 10898 | 9891 | : | 196 | 4189 | : | 169 | 1264 | : | 1752 | : | 111 | 582 | 183 | 1284 | -254 | 2187 | 4680 | 1330 |
| | IV | 10712 | 8749 | : | 392 | 4210 | : | 168 | 50 | : | 2795 | : | 383 | 601 | 209 | 1088 | -444 | 2237 | 4962 | 1611 |
| 1996 | I | 7866 | 4890 | : | 224 | 3463 | : | 147 | -2015 | : | 2945 | : | 320 | : | : | 1353 | -558 | 2110 | 2852 | 2741 |
| | II | 3005 | 687 | : | 210 | 3253 | : | 105 | -673 | : | -706 | : | 298 | : | : | 587 | -766 | 574 | 5063 | 1786 |
| | III | 1580 | -2237 | : | 186 | 2225 | : | 97 | -1837 | : | -202 | : | -487 | : | : | 887 | -482 | 1159 | 8230 | 1109 |
| | IV | 4466 | -70 | : | -19 | 3220 | : | 39 | -878 | : | 308 | : | -304 | : | : | 770 | -126 | 1510 | 6855 | 357 |
| 1997 | I | 6408 | 968 | : | -75 | 4821 | : | -182 | -1185 | : | -277 | : | -119 | : | : | 1219 | 819 | 1530 | 13580 | 233 |
| | II | 11359 | 6946 | : | 224 | 5837 | : | -366 | -964 | : | 3818 | : | 158 | : | : | 1199 | -485 | 1748 | 16295 | 2094 |
| | III | 11514 | 7186 | : | 237 | 8070 | : | -468 | -1066 | : | 2616 | : | 103 | : | : | 719 | -184 | 1485 | 11641 | 2179 |
| | IV | 14248 | 9837 | : | 25 | 8219 | : | -473 | -1285 | : | 5094 | : | -463 | : | : | 1109 | 854 | 1177 | 16280 | 1428 |

| | Bestandsveränderungen und statistische Abweichungen Volumen – % des BIP | | | | | | | | | | Changes in stocks and statistical discrepancies volume terms – % of GDP | | | | | Variations de stocks et divergences statistiques volume – % du PIB | | | | |
|------|--|-------|--------|-----|------|-----|-----|------|------|------|--|-----|------|------|-------|---|------|------|-----|------|
| | 0110 | EU-15 | EUR-11 | B | DK | D | EL | E | F | IRL | I | L | NL | A | P | FIN | S | UK | US | JP |
| 1994 | | 0.6 | : | 0.3 | 0.2 | 0.7 | 2.2 | 0.1 | -0.1 | -0.6 | 0.6 | 3.3 | 0.1 | 0.7 | 1.9 | 4.7 | 0.4 | 0.5 | 1.0 | : |
| 1995 | | 0.8 | : | 0.3 | 0.8 | 1.1 | 3.1 | 0.2 | 0.1 | 0.4 | 0.6 | 3.3 | -0.2 | 1.7 | 1.4 | 4.1 | 0.8 | 0.7 | 0.5 | : |
| 1996 | | -0.2 | : | 0.1 | 0.5 | 0.8 | 2.5 | 0.1 | -0.5 | 1.0 | 0.3 | 0.9 | -0.1 | -3.0 | -52.0 | 3.4 | -0.3 | 0.5 | 0.4 | : |
| 1997 | | 0.2 | : | 0.0 | 0.3 | 1.8 | 2.5 | -0.3 | -0.4 | 0.7 | 1.2 | 0.3 | -0.1 | -3.0 | -52.4 | 3.7 | 0.4 | 0.4 | 1.1 | : |
| 1994 | II | 0.3 | : | : | 0.2 | 0.5 | : | 0.1 | -0.4 | : | 0.8 | : | -0.8 | 0.9 | 1.0 | 5.0 | -0.8 | 0.3 | 1.2 | -0.1 |
| | III | 0.6 | : | : | -0.6 | 0.9 | : | 0.2 | 0.1 | : | 0.7 | : | 1.1 | 1.8 | 1.3 | 5.5 | -0.6 | 0.6 | 0.8 | 0.0 |
| | IV | 1.0 | : | : | 1.1 | 1.2 | : | 0.2 | 0.3 | : | 1.3 | : | 1.6 | 1.0 | 1.6 | 6.7 | 0.5 | 1.0 | 1.0 | 0.2 |
| 1995 | I | 0.6 | : | : | 0.9 | 1.2 | : | 0.2 | 0.2 | : | 0.6 | : | 1.5 | 1.4 | -2.8 | 4.0 | -1.3 | -0.0 | 0.8 | 0.2 |
| | II | 0.2 | : | : | 0.3 | 1.1 | : | 0.1 | -0.2 | : | -0.2 | : | -3.3 | 2.0 | 0.4 | 3.2 | -0.7 | 0.6 | 0.5 | 0.1 |
| | III | 0.8 | : | : | 0.7 | 1.2 | : | 0.2 | 0.5 | : | 0.8 | : | 0.2 | 1.7 | 1.3 | 5.0 | -0.6 | 1.1 | 0.4 | 0.2 |
| | IV | 0.8 | : | : | 1.3 | 1.2 | : | 0.2 | 0.0 | : | 1.2 | : | 0.6 | 1.8 | 1.4 | 4.2 | -1.0 | 1.1 | 0.4 | 0.3 |
| 1996 | I | 0.6 | : | : | 0.8 | 1.0 | : | 0.1 | -0.8 | : | 1.3 | : | 0.5 | : | : | 5.1 | -1.2 | 0.9 | 0.2 | 0.4 |
| | II | 0.2 | : | : | 0.7 | 0.9 | : | 0.1 | -0.3 | : | -0.3 | : | 0.5 | : | : | 2.2 | -1.7 | 0.1 | 0.4 | 0.3 |
| | III | 0.1 | : | : | 0.6 | 0.6 | : | 0.1 | -0.7 | : | -0.1 | : | -0.8 | : | : | 3.3 | -1.0 | 0.3 | 0.6 | 0.2 |
| | IV | 0.3 | : | : | -0.1 | 0.9 | : | 0.0 | -0.4 | : | 0.1 | : | -0.5 | : | : | 2.8 | -0.3 | 0.5 | 0.5 | 0.1 |
| 1997 | I | 0.5 | : | : | -0.2 | 1.3 | : | -0.2 | -0.5 | : | -0.1 | : | -0.2 | : | : | 4.4 | 1.7 | 0.4 | 1.0 | 0.0 |
| | II | 0.8 | : | : | 0.7 | 1.6 | : | -0.3 | -0.4 | : | 1.6 | : | 0.2 | : | : | 4.2 | -1.0 | 0.5 | 1.2 | 0.3 |
| | III | 0.8 | : | : | 0.8 | 2.2 | : | -0.4 | -0.4 | : | 1.1 | : | 0.2 | : | : | 2.5 | -0.4 | 0.3 | 0.9 | 0.3 |
| | IV | 1.0 | : | : | 0.1 | 2.2 | : | -0.4 | -0.5 | : | 2.2 | : | -0.7 | : | : | 3.8 | 1.8 | 0.2 | 1.2 | 0.2 |

Die Daten für EUR15 wurden in einer zusammenhängenden Weise errechnet, die alle verfügbaren Daten der Mitgliedsstaaten, die vierteljährliche Ergebnisse bereitstellen, verwendet.

Data for EUR15 are calculated statistically using data available from those Member States which compile quarterly accounts.

Les données d'EUR15 sont calculées selon un cadre statistique utilisant comme indicateurs les données de tous les Etats membres qui élaborent une comptabilité trimestrielle.

VOLKSWIRTSCHAFTLICHE GESAMTRECHNUNGEN
NATIONAL ACCOUNTS
COMPTES NATIONAUX



| | Ausfuhr von Waren und Dienstleistungen Mrd ECU – 1990 | | | | | Exports of goods and services Bn ECU 1990 | | | | | | | | | | Exportations de biens et services Mrd ECU – 1990 | | | | |
|---------|--|---------|--------|-------|--------|---|--------|--------|-------|--------|-------|--------|-------|-------|-------|---|--------|--------|--------|--|
| | EU-15 | EUR-11 | B | DK | D | EL | E | F | IRL | I | L | NL | A | P | FIN | S | UK | US | JP | |
| 1994 | 1678.94 | 1333.27 | 122.19 | 43.33 | 357.32 | 13.34 | 96.98 | 244.67 | 31.47 | 223.33 | 9.26 | 141.14 | 55.91 | 21.77 | 33.24 | 66.34 | 218.66 | 552.35 | 293.25 | |
| 1995 | 1815.58 | 1441.01 | 130.49 | 45.61 | 380.83 | 13.62 | 106.67 | 260.17 | 37.63 | 250.24 | 9.60 | 151.10 | 58.71 | 24.41 | 35.96 | 74.91 | 235.63 | 613.47 | 309.20 | |
| 1996 | 1909.92 | 1512.40 | 134.66 | 47.49 | 400.44 | 13.07 | 117.18 | 273.69 | 41.42 | 248.62 | 9.87 | 157.97 | 66.86 | 30.26 | 37.37 | 79.47 | 251.54 | 664.51 | 319.82 | |
| 1997 | 2086.86 | 1655.71 | 142.94 | 49.64 | 443.20 | 13.75 | 132.29 | 307.00 | 47.65 | 264.71 | 10.50 | 166.87 | 72.18 | 32.72 | 42.17 | 89.63 | 271.61 | 746.47 | 354.97 | |
| 1994 II | 353.50 | 330.80 | : | 10.88 | 89.60 | : | 23.92 | 60.96 | : | 54.25 | : | 35.31 | 13.70 | 5.30 | 8.18 | 16.28 | 54.09 | 136.75 | 72.99 | |
| III | 359.66 | 336.67 | : | 11.10 | 90.71 | : | 24.45 | 61.34 | : | 56.80 | : | 35.19 | 13.79 | 5.60 | 8.54 | 16.61 | 54.93 | 140.24 | 73.91 | |
| IV | 368.35 | 343.80 | : | 11.15 | 91.43 | : | 25.30 | 63.53 | : | 58.08 | : | 35.80 | 14.70 | 5.69 | 8.66 | 17.76 | 56.62 | 145.14 | 74.94 | |
| 1995 I | 382.88 | 357.93 | : | 11.60 | 94.12 | : | 26.06 | 65.86 | : | 63.07 | : | 36.32 | 14.57 | 6.02 | 9.12 | 18.45 | 56.30 | 147.68 | 75.70 | |
| II | 387.74 | 365.02 | : | 11.34 | 94.99 | : | 26.52 | 65.93 | : | 64.32 | : | 39.43 | 14.75 | 6.01 | 9.18 | 18.58 | 57.46 | 150.98 | 78.36 | |
| III | 383.57 | 357.57 | : | 11.32 | 94.89 | : | 26.85 | 64.13 | : | 61.92 | : | 37.40 | 14.70 | 6.02 | 8.69 | 18.84 | 59.53 | 155.84 | 77.49 | |
| IV | 386.45 | 360.49 | : | 11.37 | 96.29 | : | 27.28 | 64.25 | : | 60.92 | : | 37.94 | 14.75 | 6.35 | 8.98 | 19.03 | 60.38 | 160.15 | 77.72 | |
| 1996 I | 395.35 | 370.90 | : | 11.70 | 98.26 | : | 27.99 | 67.63 | : | 62.02 | : | 38.26 | : | : | 8.90 | 19.22 | 61.38 | 160.85 | 77.82 | |
| II | 396.27 | 370.24 | : | 11.94 | 97.59 | : | 28.92 | 66.38 | : | 61.22 | : | 38.82 | : | : | 9.30 | 19.64 | 62.53 | 164.58 | 78.13 | |
| III | 405.96 | 381.44 | : | 11.84 | 100.81 | : | 29.83 | 68.81 | : | 62.15 | : | 40.26 | : | : | 9.28 | 19.97 | 63.00 | 165.35 | 80.04 | |
| IV | 415.55 | 389.81 | : | 12.02 | 103.07 | : | 30.47 | 70.88 | : | 63.23 | : | 40.63 | : | : | 9.89 | 20.64 | 64.66 | 175.01 | 83.90 | |
| 1997 I | 415.87 | 387.20 | : | 12.14 | 103.45 | : | 31.27 | 71.86 | : | 59.76 | : | 40.68 | : | : | 9.89 | 20.80 | 65.87 | 179.20 | 85.07 | |
| II | 438.59 | 410.17 | : | 12.21 | 110.04 | : | 32.39 | 76.14 | : | 65.77 | : | 41.06 | : | : | 10.42 | 22.49 | 67.97 | 186.93 | 89.98 | |
| III | 453.52 | 426.07 | : | 12.51 | 113.36 | : | 33.69 | 78.75 | : | 69.95 | : | 42.05 | : | : | 11.13 | 23.09 | 68.92 | 188.97 | 88.63 | |
| IV | 458.88 | 432.27 | : | 12.77 | 116.06 | : | 34.98 | 80.25 | : | 69.20 | : | 43.06 | : | : | 10.75 | 23.28 | 68.89 | 192.80 | 91.37 | |

| | Veränderung der Ausfuhr von Waren und Dienstleistungen – Volumen (T/T-1 %) | | | | | Changes in exports of goods and services – volume terms (T/T-1 %) | | | | | | | | | | Evolution des exportations de biens et services – volume (T/T-1 %) | | | | |
|---------|---|--------|-----|------|------|--|------|------|------|------|-----|------|------|------|------|---|------|------|------|--|
| | EU-15 | EUR-11 | B | DK | D | EL | E | F | IRL | I | L | NL | A | P | FIN | S | UK | US | JP | |
| 1994 | 9.0 | 8.7 | 9.5 | 8.0 | 7.9 | 7.4 | 16.7 | 6.0 | 14.2 | 10.3 | 5.9 | 6.7 | 5.2 | 11.5 | 13.3 | 14.0 | 9.3 | 8.2 | 4.6 | |
| 1995 | 8.1 | 8.1 | 6.8 | 5.3 | 6.6 | 2.1 | 10.0 | 6.3 | 19.6 | 12.1 | 3.7 | 7.1 | 5.0 | 12.1 | 8.2 | 12.9 | 7.8 | 11.1 | 5.4 | |
| 1996 | 5.2 | 5.0 | 3.2 | 4.1 | 5.2 | -4.0 | 9.9 | 5.2 | 10.1 | -0.7 | 2.8 | 4.6 | 13.9 | 24.0 | 3.9 | 6.1 | 6.8 | 8.3 | 3.4 | |
| 1997 | 9.3 | 9.5 | 6.2 | 4.5 | 10.7 | 5.2 | 12.9 | 12.2 | 15.0 | 6.5 | 6.4 | 5.6 | 8.0 | 8.1 | 12.8 | 12.8 | 8.0 | 12.3 | 11.0 | |
| 1994 II | 2.8 | 2.7 | : | 6.6 | 4.1 | : | 2.5 | 3.6 | : | 0.1 | : | 1.4 | -0.2 | 2.7 | 3.9 | 3.8 | 1.9 | 4.2 | 2.1 | |
| III | 1.7 | 1.8 | : | 2.1 | 1.2 | : | 2.2 | 0.6 | : | 4.7 | : | -0.3 | 0.7 | 5.7 | 4.5 | 2.1 | 1.5 | 2.6 | 1.3 | |
| IV | 2.4 | 2.1 | : | 0.5 | 0.8 | : | 3.5 | 3.6 | : | 2.3 | : | 1.7 | 6.6 | 1.6 | 1.4 | 6.9 | 3.1 | 3.5 | 1.4 | |
| 1995 I | 3.9 | 4.1 | : | 4.0 | 3.0 | : | 3.0 | 3.7 | : | 8.6 | : | 1.4 | -0.9 | 5.8 | 5.3 | 3.9 | 3.0 | 1.8 | 1.0 | |
| II | 1.3 | 2.0 | : | -2.2 | 0.9 | : | 1.7 | 0.1 | : | 2.0 | : | 8.6 | 1.2 | -0.2 | 0.7 | 0.7 | -1.4 | 2.2 | 3.5 | |
| III | -1.1 | -2.0 | : | -0.2 | -0.1 | : | 1.3 | -2.7 | : | -3.7 | : | -5.1 | -0.4 | 0.2 | -5.3 | 1.4 | 3.6 | 3.2 | -1.1 | |
| IV | 0.8 | 0.8 | : | 0.4 | 1.5 | : | 1.6 | 0.2 | : | -1.6 | : | 1.4 | 0.4 | 5.6 | 3.3 | 1.0 | 1.4 | 2.8 | 0.3 | |
| 1996 I | 2.3 | 2.9 | : | 2.9 | 2.1 | : | 2.6 | 5.3 | : | 1.8 | : | 0.8 | : | : | -0.9 | 1.0 | 1.7 | 0.4 | 0.1 | |
| II | 0.2 | -0.2 | : | 2.1 | -0.7 | : | 3.4 | -1.9 | : | -1.3 | : | 1.5 | : | : | 4.5 | 2.2 | 1.9 | 2.3 | 0.4 | |
| III | 2.5 | 3.0 | : | -0.9 | 3.3 | : | 3.2 | 3.7 | : | 1.5 | : | 3.7 | : | : | -0.2 | 1.6 | 0.8 | 0.5 | 2.4 | |
| IV | 2.4 | 2.2 | : | 1.6 | 2.2 | : | 2.1 | 3.0 | : | 1.7 | : | 0.9 | : | : | 6.5 | 3.4 | 2.6 | 5.8 | 4.8 | |
| 1997 I | 0.1 | -0.7 | : | 1.0 | 0.4 | : | 2.6 | 1.4 | : | -5.5 | : | 0.1 | : | : | -0.1 | 0.8 | 1.9 | 2.4 | 1.4 | |
| II | 5.5 | 5.9 | : | 0.6 | 6.4 | : | 3.6 | 6.0 | : | 10.1 | : | 0.9 | : | : | 5.4 | 8.1 | 3.2 | 4.3 | 5.8 | |
| III | 3.4 | 3.9 | : | 2.4 | 3.0 | : | 4.0 | 3.4 | : | 6.4 | : | 2.4 | : | : | 6.7 | 2.7 | 1.4 | 1.1 | -1.5 | |
| IV | 1.2 | 1.5 | : | 2.1 | 2.4 | : | 3.9 | 1.9 | : | -1.1 | : | 2.4 | : | : | -3.4 | 0.8 | -0.1 | 2.0 | 3.1 | |

Die Daten für EUR15 wurden in einer zusammenhängenden Weise errechnet, die alle verfügbaren Daten der Mitgliedstaaten, die vierteljährliche Ergebnisse bereitstellen, verwendet.

Data for EUR15 are calculated statistically using data available from those Member States which compile quarterly accounts.

Les données d'EUR15 sont calculées selon un cadre statistique utilisant comme indicateurs les données de tous les Etats membres qui élaborent une comptabilité trimestrielle.

VOLKSWIRTSCHAFTLICHE GESAMTRECHNUNGEN
NATIONAL ACCOUNTS
COMPTES NATIONAUX



| | 0113 Außenhandelssaldo Mrd ECU 1990 | | | | | | | | | | External trade balance Bn ECU 1990 | | | | | Solde du commerce extérieur Mrd ECU 1990 | | | | |
|---------|---|--------|------|------|-------|-------|-------|-------|-------|-------|--|-------|-------|-------|------|--|--------|---------|-------|--|
| | EU-15 | EUR-11 | B | DK | D | EL | E | F | IRL | I | L | NL | A | P | FIN | S | UK | US | JP | |
| 1994 | 77.77 | 78.14 | 5.09 | 5.15 | -2.14 | -8.08 | -0.48 | 16.48 | 6.74 | 37.05 | 0.43 | 18.27 | -0.89 | -6.07 | 6.79 | 9.66 | -10.22 | -91.55 | 48.92 | |
| 1995 | 99.06 | 91.52 | 6.23 | 3.69 | -4.94 | -9.13 | -1.49 | 20.34 | 9.22 | 46.09 | 0.45 | 19.40 | -2.13 | -5.83 | 7.67 | 12.43 | -2.91 | -88.03 | 30.01 | |
| 1996 | 125.37 | 118.25 | 6.89 | 4.03 | 3.71 | -9.04 | 2.29 | 26.67 | 10.08 | 47.88 | 0.73 | 19.29 | 2.03 | -4.65 | 7.86 | 14.67 | -7.07 | -101.12 | 8.71 | |
| 1997 | 153.41 | 148.71 | 8.09 | 3.13 | 18.80 | -9.66 | 5.79 | 40.77 | 11.92 | 40.04 | 0.76 | 19.38 | 3.83 | -5.84 | 9.91 | 17.26 | -10.79 | -127.75 | 43.99 | |
| 1994 II | 21.94 | 21.26 | : | 1.37 | 0.77 | : | 0.03 | 4.31 | : | 8.55 | : | 4.98 | -0.25 | -1.42 | 1.78 | 2.22 | -2.13 | -22.75 | 12.61 | |
| III | 21.67 | 20.08 | : | 1.41 | -0.27 | : | -0.07 | 3.98 | : | 9.92 | : | 4.14 | -0.52 | -1.50 | 1.77 | 2.55 | -1.72 | -24.23 | 12.00 | |
| IV | 18.47 | 17.66 | : | 1.23 | -1.59 | : | -0.27 | 4.66 | : | 9.33 | : | 3.98 | -0.06 | -1.72 | 1.25 | 2.64 | -2.77 | -23.28 | 11.61 | |
| 1995 I | 28.13 | 24.58 | : | 1.32 | -0.76 | : | -0.43 | 5.93 | : | 12.69 | : | 3.65 | -0.30 | -1.59 | 2.13 | 2.99 | 0.62 | -24.83 | 10.03 | |
| II | 28.14 | 27.07 | : | 1.07 | -1.75 | : | -0.45 | 5.79 | : | 13.23 | : | 6.40 | -0.68 | -1.56 | 2.16 | 3.22 | -1.59 | -24.76 | 10.25 | |
| III | 21.27 | 18.79 | : | 0.81 | -1.75 | : | -0.35 | 3.83 | : | 10.49 | : | 4.53 | -0.61 | -1.56 | 1.59 | 3.17 | -0.94 | -20.91 | 6.43 | |
| IV | 22.71 | 21.08 | : | 0.49 | -0.88 | : | -0.25 | 4.79 | : | 9.68 | : | 4.80 | -0.45 | -1.12 | 1.80 | 3.12 | -0.89 | -17.65 | 3.46 | |
| 1996 I | 25.44 | 25.42 | : | 0.94 | -0.05 | : | -0.14 | 6.29 | : | 11.11 | : | 4.80 | : | : | 1.41 | 3.21 | -2.09 | -22.54 | 1.70 | |
| II | 29.33 | 28.50 | : | 1.12 | 0.13 | : | 0.25 | 5.66 | : | 12.89 | : | 4.79 | : | : | 2.12 | 3.88 | -1.55 | -24.93 | 0.34 | |
| III | 32.17 | 32.42 | : | 0.97 | 1.31 | : | 0.87 | 7.06 | : | 13.01 | : | 4.95 | : | : | 2.04 | 3.71 | -1.77 | -30.11 | 2.13 | |
| IV | 32.40 | 31.91 | : | 0.99 | 2.14 | : | 1.32 | 7.66 | : | 10.87 | : | 4.74 | : | : | 2.30 | 3.95 | -1.53 | -23.70 | 4.46 | |
| 1997 I | 31.90 | 31.44 | : | 0.91 | 1.67 | : | 1.44 | 8.68 | : | 10.32 | : | 4.54 | : | : | 2.16 | 3.74 | -1.60 | -27.85 | 5.27 | |
| II | 34.53 | 35.45 | : | 0.63 | 4.59 | : | 1.39 | 10.25 | : | 9.21 | : | 4.42 | : | : | 2.32 | 4.32 | -2.71 | -30.03 | 11.97 | |
| III | 40.24 | 41.36 | : | 0.65 | 6.29 | : | 1.37 | 10.51 | : | 11.28 | : | 4.94 | : | : | 2.87 | 4.69 | -2.44 | -35.49 | 11.48 | |
| IV | 38.18 | 40.46 | : | 0.94 | 6.46 | : | 1.59 | 11.33 | : | 9.23 | : | 5.47 | : | : | 2.56 | 4.62 | -3.90 | -34.57 | 15.24 | |

| | 0114 Außenhandelssaldo Volumen % des BIP | | | | | | | | | | External trade balance volume terms % of GDP | | | | | Solde du commerce extérieur volumen % du PIB | | | | |
|---------|--|--------|-----|-----|------|-------|------|-----|------|-----|--|------|------|-------|------|--|------|------|-----|--|
| | EU-15 | EUR-11 | B | DK | D | EL | E | F | IRL | I | L | NL | A | P | FIN | S | UK | US | JP | |
| 1994 | 1.4 | : | 3.1 | 4.6 | -0.2 | -11.5 | -0.1 | 1.7 | 15.7 | 4.2 | 4.2 | 7.5 | -0.7 | -10.9 | 6.9 | 5.4 | -1.3 | -1.9 | 2.0 | |
| 1995 | 1.7 | : | 3.8 | 3.2 | -0.4 | -12.8 | -0.4 | 2.1 | 19.3 | 5.1 | 4.2 | 7.8 | -1.6 | -10.2 | 7.4 | 6.7 | -0.4 | -1.8 | 1.2 | |
| 1996 | 2.2 | : | 4.1 | 3.3 | 0.3 | -12.3 | 0.5 | 2.6 | 19.5 | 5.2 | 4.5 | 7.5 | 1.5 | -7.9 | 7.3 | 7.8 | -0.8 | -2.0 | 0.3 | |
| 1997 | 2.6 | : | : | 2.5 | 1.3 | -12.7 | 1.3 | 4.0 | 21.3 | 4.3 | 4.9 | 7.3 | 2.7 | -9.6 | 8.7 | 9.1 | -1.2 | -2.4 | 1.7 | |
| 1994 II | 1.7 | : | : | 4.8 | 0.2 | : | 0.0 | 1.8 | : | 3.9 | : | 8.3 | -0.8 | -10.2 | 7.3 | 5.1 | -1.1 | -1.9 | 2.0 | |
| III | 1.7 | : | : | 5.0 | -0.1 | : | -0.1 | 1.6 | : | 4.5 | : | 6.8 | -1.5 | -10.8 | 7.1 | 5.8 | -0.9 | -2.0 | 1.9 | |
| IV | 1.4 | : | : | 4.3 | -0.5 | : | -0.3 | 1.9 | : | 4.2 | : | 6.5 | -0.2 | -12.0 | 5.0 | 5.9 | -1.4 | -1.9 | 1.9 | |
| 1995 I | 2.2 | : | : | 4.5 | -0.2 | : | -0.4 | 2.4 | : | 5.6 | : | 6.0 | -0.9 | -12.2 | 8.3 | 6.7 | 0.3 | -2.0 | 1.6 | |
| II | 2.2 | : | : | 3.7 | -0.5 | : | -0.4 | 2.3 | : | 5.8 | : | 10.4 | -2.0 | -11.0 | 8.4 | 7.1 | -0.8 | -2.0 | 1.6 | |
| III | 1.6 | : | : | 2.8 | -0.5 | : | -0.3 | 1.5 | : | 4.6 | : | 7.3 | -1.8 | -11.0 | 6.1 | 6.9 | -0.5 | -1.7 | 1.0 | |
| IV | 1.7 | : | : | 1.7 | -0.3 | : | -0.2 | 1.9 | : | 4.2 | : | 7.7 | -1.3 | -7.6 | 7.0 | 6.8 | -0.4 | -1.4 | 0.5 | |
| 1996 I | 1.9 | : | : | 3.2 | -0.0 | : | -0.1 | 2.5 | : | 4.8 | : | 7.6 | : | : | 5.4 | 7.0 | -1.0 | -1.8 | 0.3 | |
| II | 2.2 | : | : | 3.7 | 0.0 | : | 0.2 | 2.3 | : | 5.7 | : | 7.5 | : | : | 8.0 | 8.4 | -0.8 | -2.0 | 0.1 | |
| III | 2.4 | : | : | 3.2 | 0.4 | : | 0.8 | 2.8 | : | 5.7 | : | 7.7 | : | : | 7.6 | 7.9 | -0.9 | -2.4 | 0.3 | |
| IV | 2.4 | : | : | 3.3 | 0.6 | : | 1.2 | 3.0 | : | 4.8 | : | 7.3 | : | : | 8.4 | 8.4 | -0.7 | -1.8 | 0.7 | |
| 1997 I | 2.4 | : | : | 3.0 | 0.5 | : | 1.3 | 3.4 | : | 4.5 | : | 7.0 | : | : | 7.9 | 7.9 | -0.8 | -2.1 | 0.8 | |
| II | 2.6 | : | : | 2.0 | 1.3 | : | 1.3 | 4.0 | : | 4.0 | : | 6.7 | : | : | 8.2 | 9.1 | -1.3 | -2.3 | 1.8 | |
| III | 3.0 | : | : | 2.1 | 1.7 | : | 1.3 | 4.1 | : | 4.8 | : | 7.4 | : | : | 10.0 | 9.8 | -1.1 | -2.7 | 1.7 | |
| IV | 2.8 | : | : | 3.0 | 1.8 | : | 1.4 | 4.3 | : | 3.9 | : | 8.2 | : | : | 8.8 | 9.5 | -1.8 | -2.6 | 2.3 | |

Die Daten für EUR15 wurden in einer zusammenhängenden Weise errechnet, die alle verfügbaren Daten der Mitgliedstaaten, die vierteljährliche Ergebnisse bereitstellen, verwendet.

Data for EUR15 are calculated statistically using data available from those Member States which compile quarterly accounts*.

Les données d'EUR15 sont calculées selon un cadre statistique utilisant comme indicateurs les données de tous les Etats membres qui élaborent une comptabilité trimestrielle.

VOLKSWIRTSCHAFTLICHE GESAMTRECHNUNGEN
NATIONAL ACCOUNTS
COMPTES NATIONAUX



| | 0115 Impliziter Deflator des Bruttoinlandsprodukts 1990 = 100 – ECU | | Implicit deflator of gross domestic product 1990 = 100 – ECU | | | | | | | | | | Deflateur implicite du produit intérieur brut 1990 = 100 – ECU | | | | | | |
|---------|---|--------|--|-------|-------|-------|-------|-------|-------|-------|-------|-------|--|-------|------|-------|-------|-------|-------|
| | EU-15 | EUR-11 | B | DK | D | EL | E | F | IRL | I | L | NL | A | P | FIN | S | UK | US | JP |
| 1994 | 111.8 | : | 121.6 | 112.7 | 124.6 | 117.8 | 101.1 | 115.3 | 106.0 | 96.7 | 120.1 | 117.4 | 123.9 | 127.7 | 84.0 | 93.8 | 107.6 | 120.2 | 159.5 |
| 1995 | 113.4 | : | 127.2 | 118.5 | 130.6 | 122.3 | 103.4 | 118.1 | 103.6 | 91.4 | 124.9 | 122.7 | 129.6 | 135.4 | 93.3 | 95.5 | 103.2 | 112.1 | 156.3 |
| 1996 | 117.1 | : | 127.1 | 119.9 | 129.5 | 133.1 | 108.1 | 120.1 | 107.6 | 104.3 | 121.6 | 121.9 | 128.8 | 142.0 | 92.5 | 105.8 | 108.4 | 118.1 | 138.6 |
| 1997 | 120.1 | : | 125.1 | 120.0 | 126.6 | 140.3 | 107.1 | 119.1 | 118.8 | 108.7 | 120.7 | 120.2 | 127.0 | 142.7 | 92.7 | 105.4 | 130.7 | 134.8 | 140.4 |
| 1994 II | 110.9 | : | : | 112.2 | 123.7 | : | 100.7 | 114.6 | : | 98.9 | : | 116.7 | 123.3 | 126.0 | 81.7 | 95.4 | 107.6 | 122.1 | 161.4 |
| III | 110.9 | : | : | 113.3 | 125.4 | : | 101.7 | 115.8 | : | 96.3 | : | 118.1 | 123.4 | 128.7 | 83.2 | 92.1 | 105.6 | 116.6 | 159.0 |
| IV | 111.5 | : | : | 113.7 | 126.3 | : | 102.2 | 116.0 | : | 95.0 | : | 118.6 | 124.4 | 130.1 | 88.8 | 96.5 | 107.2 | 116.1 | 157.1 |
| 1995 I | 111.3 | : | : | 115.6 | 128.9 | : | 99.6 | 116.7 | : | 90.9 | : | 121.9 | 129.3 | 143.1 | 90.5 | 95.7 | 105.3 | 114.0 | 157.8 |
| II | 111.3 | : | : | 118.8 | 131.4 | : | 102.4 | 117.4 | : | 87.3 | : | 123.3 | 131.6 | 135.1 | 92.6 | 92.7 | 102.4 | 109.6 | 170.5 |
| III | 112.8 | : | : | 119.8 | 130.8 | : | 105.2 | 119.0 | : | 92.8 | : | 122.5 | 127.9 | 135.9 | 94.0 | 96.3 | 102.5 | 111.7 | 156.0 |
| IV | 113.7 | : | : | 120.0 | 131.4 | : | 106.1 | 119.5 | : | 94.4 | : | 123.1 | 129.3 | 135.1 | 95.6 | 104.2 | 102.3 | 111.9 | 143.7 |
| 1996 I | 114.8 | : | : | 120.0 | 130.7 | : | 108.0 | 119.9 | : | 99.5 | : | 121.8 | : | : | 93.4 | 105.5 | 104.0 | 115.3 | 140.7 |
| II | 115.9 | : | : | 119.4 | 129.3 | : | 108.3 | 120.5 | : | 104.3 | : | 121.7 | : | : | 91.2 | 107.2 | 106.5 | 118.8 | 142.1 |
| III | 116.4 | : | : | 119.5 | 129.6 | : | 108.2 | 120.2 | : | 105.9 | : | 122.4 | : | : | 92.3 | 106.9 | 107.7 | 117.7 | 137.8 |
| IV | 117.5 | : | : | 120.8 | 128.4 | : | 107.7 | 119.7 | : | 107.8 | : | 121.6 | : | : | 92.6 | 106.6 | 115.6 | 119.4 | 134.0 |
| 1997 I | 118.1 | : | : | 120.0 | 127.4 | : | 106.7 | 119.0 | : | 107.7 | : | 119.5 | : | : | 93.1 | 102.2 | 124.0 | 128.6 | 134.1 |
| II | 119.0 | : | : | 120.3 | 126.9 | : | 107.0 | 119.2 | : | 108.1 | : | 120.2 | : | : | 92.2 | 104.3 | 129.2 | 133.2 | 140.8 |
| III | 119.9 | : | : | 119.2 | 126.1 | : | 107.0 | 118.7 | : | 109.3 | : | 120.3 | : | : | 92.7 | 109.0 | 134.9 | 139.8 | 149.9 |
| IV | 120.1 | : | : | 120.4 | 126.4 | : | 107.5 | 119.5 | : | 109.6 | : | 121.0 | : | : | 92.1 | 105.3 | 134.6 | 136.5 | 137.0 |

| | 0116 Impliziter Deflator des Bruttoinlandsprodukts – 1990 = 100 (nationale Wahrung) | | Implicit deflator of gross domestic product – 1990 = 100 (national currency) | | | | | | | | | | Deflateur implicite du produit interieur brut – 1990 = 100 (monnaie nationale) | | | | | | |
|---------|--|--------|--|-------|-------|-------|-------|-------|-------|-------|-------|-------|---|-------|-------|-------|-------|-------|-------|
| | EU-15 | EUR-11 | B | DK | D | EL | E | F | IRL | I | L | NL | A | P | FIN | S | UK | US | JP |
| 1994 | : | : | 113.6 | 108.2 | 116.8 | 168.5 | 124.2 | 109.8 | 109.5 | 121.7 | 112.3 | 109.6 | 116.2 | 138.8 | 107.1 | 114.3 | 116.9 | 112.3 | 105.4 |
| 1995 | : | : | 115.6 | 110.6 | 119.3 | 184.0 | 130.2 | 111.5 | 110.0 | 127.9 | 113.5 | 111.4 | 118.3 | 146.6 | 109.7 | 118.5 | 119.8 | 115.1 | 104.7 |
| 1996 | : | : | 117.8 | 112.3 | 120.5 | 202.0 | 134.2 | 112.8 | 111.2 | 134.2 | 112.7 | 112.8 | 119.9 | 153.5 | 111.1 | 119.7 | 123.5 | 117.7 | 104.2 |
| 1997 | : | : | 119.5 | 114.3 | 121.2 | 215.5 | 137.3 | 113.9 | 115.6 | 137.8 | 115.4 | 115.0 | 121.6 | 156.5 | 112.3 | 121.2 | 126.8 | 120.1 | 104.8 |
| 1994 II | : | : | : | 108.1 | 116.4 | : | 123.4 | 109.5 | : | 121.2 | : | 109.4 | 116.0 | 138.5 | 106.4 | 115.1 | 116.5 | 111.9 | 105.5 |
| III | : | : | : | 108.9 | 117.1 | : | 124.8 | 109.9 | : | 122.0 | : | 109.8 | 115.2 | 139.2 | 107.2 | 115.3 | 117.1 | 112.6 | 105.3 |
| IV | : | : | : | 108.5 | 117.8 | : | 126.3 | 110.3 | : | 122.9 | : | 110.0 | 116.1 | 140.6 | 107.6 | 117.3 | 117.6 | 113.3 | 104.9 |
| 1995 I | : | : | : | 109.7 | 118.2 | : | 127.9 | 110.8 | : | 124.9 | : | 111.2 | 118.5 | 154.5 | 108.6 | 119.5 | 118.7 | 114.3 | 105.0 |
| II | : | : | : | 110.2 | 119.1 | : | 129.5 | 111.1 | : | 127.2 | : | 111.0 | 119.2 | 146.3 | 109.1 | 119.8 | 119.6 | 114.8 | 104.5 |
| III | : | : | : | 111.3 | 119.8 | : | 131.1 | 111.8 | : | 128.8 | : | 111.5 | 117.1 | 147.0 | 109.4 | 120.8 | 119.8 | 115.4 | 104.8 |
| IV | : | : | : | 111.1 | 120.1 | : | 132.1 | 112.2 | : | 130.6 | : | 111.8 | 118.2 | 146.8 | 110.9 | 122.1 | 120.9 | 116.0 | 104.6 |
| 1996 I | : | : | : | 111.6 | 120.3 | : | 132.9 | 112.4 | : | 132.4 | : | 111.5 | : | : | 112.2 | 122.4 | 122.5 | 116.9 | 104.3 |
| II | : | : | : | 111.9 | 120.3 | : | 133.9 | 112.8 | : | 133.7 | : | 112.4 | : | : | 111.3 | 120.5 | 122.8 | 117.4 | 104.4 |
| III | : | : | : | 112.0 | 120.5 | : | 134.8 | 112.9 | : | 134.8 | : | 113.3 | : | : | 109.9 | 120.2 | 123.7 | 118.1 | 104.3 |
| IV | : | : | : | 113.8 | 120.8 | : | 135.3 | 113.1 | : | 136.1 | : | 113.9 | : | : | 110.3 | 119.5 | 125.0 | 118.6 | 103.9 |
| 1997 I | : | : | : | 113.7 | 121.1 | : | 135.9 | 113.3 | : | 136.4 | : | 113.3 | : | : | 111.5 | 117.3 | 125.5 | 119.4 | 104.2 |
| II | : | : | : | 114.3 | 121.2 | : | 136.8 | 113.9 | : | 137.3 | : | 114.6 | : | : | 111.8 | 122.2 | 126.6 | 119.9 | 104.9 |
| III | : | : | : | 114.0 | 121.3 | : | 137.8 | 114.2 | : | 138.2 | : | 115.6 | : | : | 112.4 | 124.1 | 127.1 | 120.3 | 105.2 |
| IV | : | : | : | 115.1 | 121.4 | : | 138.5 | 114.2 | : | 139.1 | : | 116.3 | : | : | 112.6 | 120.1 | 127.8 | 120.7 | 104.9 |

Die Daten fur EUR15 wurden in einer zusammenhangenden Weise errechnet, die alle verfugbaren Daten der Mitgliedstaaten, die vierteljahrliche Ergebnisse bereitstellen, verwendet.

Data for EUR15 are calculated statistically using data available from those Member States which compile quarterly accounts.

Les donnees d'EUR15 sont calculees selon un cadre statistique utilisant comme indicateurs les donnees de tous les Etats membres qui elaborent une comptabilite trimestrielle.

VOLKSWIRTSCHAFTLICHE GESAMTRECHNUNGEN
NATIONAL ACCOUNTS
COMPTES NATIONAUX



| | 0117 Veränderung des impliziten Deflators des Bruttoinlandsprodukts ECU (T/T-1 %) | | | | | | | | | | Changes in the implicit deflator of gross domestic product – ECU (T/T-1 %) | | | | | | | | Evolution du deflateur implicite du produit interieur brut ECU (T/T-1 %) | | | | | | | |
|---------|---|--------|------|------|------|-----|------|------|------|------|--|------|------|------|------|------|------|------|--|--|--|--|--|--|--|--|
| | EU-15 | EUR-11 | B | DK | D | EL | E | F | IRL | I | L | NL | A | P | FIN | S | UK | US | JP | | | | | | | |
| 1994 | 2.0 | : | 5.3 | 3.1 | 3.1 | 2.9 | -2.4 | 2.3 | 1.9 | -0.5 | 7.1 | 3.2 | 4.6 | 0.1 | 9.6 | 2.0 | 2.2 | 0.8 | 7.5 | | | | | | | |
| 1995 | 1.4 | : | 4.7 | 5.1 | 4.9 | 3.8 | 2.2 | 2.5 | -2.3 | -5.6 | 4.0 | 4.5 | 4.6 | 6.0 | 11.1 | 1.8 | -4.1 | -6.7 | -2.0 | | | | | | | |
| 1996 | 3.3 | : | -0.1 | 1.2 | -0.9 | 8.9 | 4.6 | 1.7 | 3.9 | 14.1 | -2.6 | -0.7 | -0.6 | 4.9 | -0.8 | 10.7 | 5.0 | 5.4 | -11.3 | | | | | | | |
| 1997 | 2.6 | : | -1.6 | 0.0 | -2.2 | 5.4 | -0.9 | -0.8 | 10.4 | 4.2 | -0.7 | -1.3 | -1.5 | 0.5 | 0.2 | -0.4 | 20.6 | 14.2 | 1.3 | | | | | | | |
| 1994 II | 0.3 | : | : | 0.5 | 0.7 | : | 1.0 | -0.1 | : | 2.0 | : | 0.6 | 0.4 | -4.5 | -0.3 | -0.1 | -2.1 | -2.8 | 0.5 | | | | | | | |
| III | 0.0 | : | : | 0.9 | 1.4 | : | 1.0 | 1.0 | : | -2.6 | : | 1.2 | 0.1 | 2.1 | 1.8 | -3.4 | -1.8 | -4.6 | -1.5 | | | | | | | |
| IV | 0.6 | : | : | 0.4 | 0.7 | : | 0.5 | 0.2 | : | -1.3 | : | 0.5 | 0.8 | 1.1 | 6.7 | 4.7 | 1.5 | -0.4 | -1.2 | | | | | | | |
| 1995 I | -0.2 | : | : | 1.7 | 2.1 | : | -2.5 | 0.5 | : | -4.4 | : | 2.8 | 3.9 | 10.0 | 1.9 | -0.8 | -1.8 | -1.8 | 0.5 | | | | | | | |
| II | 0.0 | : | : | 2.8 | 1.9 | : | 2.8 | 0.6 | : | -3.9 | : | 1.2 | 1.8 | -5.6 | 2.4 | -3.1 | -2.7 | -3.9 | 8.1 | | | | | | | |
| III | 1.3 | : | : | 0.8 | -0.5 | : | 2.8 | 1.4 | : | 6.3 | : | -0.7 | -2.8 | 0.5 | 1.5 | 3.9 | 0.1 | 1.9 | -8.5 | | | | | | | |
| IV | 0.8 | : | : | 0.2 | 0.5 | : | 0.9 | 0.4 | : | 1.8 | : | 0.5 | 1.1 | -0.6 | 1.6 | 8.2 | -0.3 | 0.2 | -7.9 | | | | | | | |
| 1996 I | 1.0 | : | : | -0.0 | -0.6 | : | 1.7 | 0.4 | : | 5.3 | : | -1.0 | : | : | -2.2 | 1.2 | 1.7 | 3.1 | -2.1 | | | | | | | |
| II | 0.9 | : | : | -0.5 | -1.0 | : | 0.3 | 0.5 | : | 4.9 | : | -0.1 | : | : | -2.4 | 1.7 | 2.4 | 3.0 | 1.0 | | | | | | | |
| III | 0.5 | : | : | 0.2 | 0.2 | : | -0.2 | -0.2 | : | 1.5 | : | 0.6 | : | : | 1.2 | -0.3 | 1.1 | -0.9 | -3.0 | | | | | | | |
| IV | 0.9 | : | : | 1.0 | -1.0 | : | -0.4 | -0.4 | : | 1.9 | : | -0.7 | : | : | 0.3 | -0.3 | 7.4 | 1.4 | -2.8 | | | | | | | |
| 1997 I | 0.5 | : | : | -0.6 | -0.7 | : | -0.9 | -0.7 | : | -0.1 | : | -1.7 | : | : | 0.6 | -4.1 | 7.3 | 7.7 | 0.1 | | | | | | | |
| II | 0.8 | : | : | 0.3 | -0.4 | : | 0.2 | 0.2 | : | 0.3 | : | 0.5 | : | : | -1.0 | 2.0 | 4.2 | 3.6 | 5.0 | | | | | | | |
| III | 0.8 | : | : | -1.0 | -0.7 | : | 0.0 | -0.4 | : | 1.1 | : | 0.1 | : | : | 0.5 | 4.5 | 4.4 | 5.0 | 6.5 | | | | | | | |
| IV | 0.1 | : | : | 1.1 | 0.2 | : | 0.5 | 0.7 | : | 0.3 | : | 0.6 | : | : | -0.7 | -3.5 | -0.2 | -2.3 | -8.6 | | | | | | | |

| | 0118 Veränderung des impliziten Deflators des Bruttoinlandsprodukts (nationale Wahrung) ⁽¹⁾ | | | | | | | | | | Changes in the implicit deflator of gross domestic product (national currency) ⁽¹⁾ | | | | | | | | Evolution du deflateur implicite du produit interieur brut (monnaie nationale) ⁽¹⁾ | | | | | | | |
|---------|---|--------|-----|------|-----|------|-----|-----|-----|-----|---|------|------|------|------|------|-----|-----|---|--|--|--|--|--|--|--|
| | EU-15 | EUR-11 | B | DK | D | EL | E | F | IRL | I | L | NL | A | P | FIN | S | UK | US | JP | | | | | | | |
| 1994 | : | : | 3.2 | 2.4 | 2.4 | 10.4 | 4.0 | 1.6 | 1.0 | 3.5 | 4.9 | 2.3 | 3.9 | 4.6 | 1.3 | 2.5 | 1.7 | 2.4 | 0.2 | | | | | | | |
| 1995 | : | : | 1.7 | 2.1 | 2.1 | 9.2 | 4.8 | 1.6 | 0.4 | 5.1 | 1.1 | 1.6 | 1.8 | 5.6 | 2.4 | 3.7 | 2.5 | 2.6 | -0.6 | | | | | | | |
| 1996 | : | : | 1.8 | 1.6 | 1.0 | 9.8 | 3.1 | 1.2 | 1.1 | 5.0 | -0.7 | 1.3 | 1.3 | 4.7 | 1.3 | 1.0 | 3.1 | 2.3 | -0.5 | | | | | | | |
| 1997 | : | : | 1.5 | 1.7 | 0.6 | 6.7 | 2.3 | 1.0 | 4.0 | 2.6 | 2.4 | 1.9 | 1.4 | 2.0 | 1.1 | 1.2 | 2.6 | 2.0 | 0.6 | | | | | | | |
| 1994 II | : | : | : | 0.6 | 0.4 | : | 0.9 | 0.1 | : | 0.4 | : | 0.3 | 0.1 | -3.6 | 0.1 | 0.6 | 0.1 | 0.6 | -0.2 | | | | | | | |
| III | : | : | : | 0.7 | 0.6 | : | 1.2 | 0.3 | : | 0.7 | : | 0.4 | -0.6 | 0.5 | 0.7 | 0.2 | 0.5 | 0.6 | -0.2 | | | | | | | |
| IV | : | : | : | -0.4 | 0.6 | : | 1.2 | 0.4 | : | 0.7 | : | 0.2 | 0.7 | 1.0 | 0.4 | 1.7 | 0.4 | 0.7 | -0.4 | | | | | | | |
| 1995 I | : | : | : | 1.2 | 0.4 | : | 1.3 | 0.5 | : | 1.6 | : | 1.0 | 2.1 | 9.9 | 0.9 | 1.8 | 1.0 | 0.8 | 0.1 | | | | | | | |
| II | : | : | : | 0.5 | 0.8 | : | 1.2 | 0.2 | : | 1.8 | : | -0.1 | 0.6 | -5.3 | 0.5 | 0.2 | 0.8 | 0.5 | -0.5 | | | | | | | |
| III | : | : | : | 1.0 | 0.6 | : | 1.2 | 0.6 | : | 1.3 | : | 0.4 | -1.8 | 0.5 | 0.3 | 0.9 | 0.2 | 0.5 | 0.3 | | | | | | | |
| IV | : | : | : | -0.2 | 0.3 | : | 0.8 | 0.4 | : | 1.4 | : | 0.2 | 1.0 | -0.1 | 1.4 | 1.1 | 0.9 | 0.6 | -0.2 | | | | | | | |
| 1996 I | : | : | : | 0.5 | 0.2 | : | 0.6 | 0.2 | : | 1.3 | : | -0.3 | : | : | 1.2 | 0.2 | 1.3 | 0.7 | -0.3 | | | | | | | |
| II | : | : | : | 0.3 | 0.0 | : | 0.8 | 0.4 | : | 1.0 | : | 0.9 | : | : | -0.9 | -1.6 | 0.2 | 0.4 | 0.1 | | | | | | | |
| III | : | : | : | 0.1 | 0.2 | : | 0.7 | 0.1 | : | 0.9 | : | 0.8 | : | : | -1.2 | -0.2 | 0.7 | 0.6 | -0.1 | | | | | | | |
| IV | : | : | : | 1.6 | 0.2 | : | 0.3 | 0.2 | : | 0.9 | : | 0.5 | : | : | 0.4 | -0.6 | 1.1 | 0.5 | -0.4 | | | | | | | |
| 1997 I | : | : | : | -0.1 | 0.3 | : | 0.5 | 0.2 | : | 0.2 | : | -0.5 | : | : | 1.1 | -1.4 | 0.4 | 0.6 | 0.3 | | | | | | | |
| II | : | : | : | 0.6 | 0.1 | : | 0.7 | 0.6 | : | 0.7 | : | 1.1 | : | : | 0.3 | 3.7 | 0.8 | 0.5 | 0.7 | | | | | | | |
| III | : | : | : | -0.3 | 0.0 | : | 0.7 | 0.2 | : | 0.7 | : | 0.9 | : | : | 0.5 | 1.6 | 0.4 | 0.4 | 0.3 | | | | | | | |
| IV | : | : | : | 1.0 | 0.1 | : | 0.5 | 0.0 | : | 0.7 | : | 0.6 | : | : | 0.2 | -3.2 | 0.5 | 0.4 | -0.3 | | | | | | | |

(¹) T/T-1

Die Daten fur EUR15 wurden in einer zusammenhangenden Weise errechnet, die alle verfugbaren Daten der Mitgliedstaaten, die vierteljahrliche Ergebnisse bereitstellen, verwendet.

(¹) T/T-1

Data for EUR15 are calculated statistically using data available from those Member States which compile quarterly accounts.

(¹) T/T-1

Les donnees d'EUR15 sont calculees selon un cadre statistique utilisant comme indicateurs les donnees de tous les Etats membres qui elaborent une comptabilite trimestrielle.

VOLKSWIRTSCHAFTLICHE GESAMTRECHNUNGEN
NATIONAL ACCOUNTS
COMPTES NATIONAUX



| | 0119 Impliziter Deflator des inländischen privaten Verbrauchs ECU 1990 = 100 | | | | | | | | | Implicit deflator of private national consumption ECU 1990 = 100 | | | | | Deflateur implicite de la consommation nationale privé ECU 1990 = 100 | | | | |
|---------|---|--------|-------|-------|-------|-------|-------|-------|-------|---|-------|-------|-------|-------|--|-------|-------|-------|-------|
| | EU-15 | EUR-11 | B | DK | D | EL | E | F | IRL | I | L | NL | A | P | FIN | S | UK | US | JP |
| 1994 | 113.3 | : | 120.3 | 111.6 | 124.4 | 121.5 | 102.1 | 115.8 | 107.0 | 99.0 | 121.6 | 119.7 | 122.0 | 126.6 | 91.1 | 100.7 | 109.9 | 121.2 | 161.1 |
| 1995 | 114.9 | : | 125.8 | 117.0 | 129.9 | 126.3 | 104.2 | 118.7 | 106.2 | 94.2 | 125.9 | 124.9 | 128.2 | 132.5 | 99.1 | 101.5 | 105.6 | 113.1 | 158.1 |
| 1996 | 118.3 | : | 126.2 | 118.7 | 129.6 | 136.8 | 109.2 | 121.5 | 110.4 | 106.8 | 127.4 | 124.2 | 127.0 | 96.7 | 98.6 | 112.6 | 110.2 | 119.2 | 140.9 |
| 1997 | 121.7 | : | 124.3 | 118.7 | 128.1 | 142.6 | 108.5 | 120.6 | 118.8 | 111.1 | 125.2 | 122.7 | 125.6 | 97.3 | 99.1 | 113.3 | 132.3 | 136.2 | 144.3 |
| 1994 II | 112.5 | : | : | 111.0 | 123.7 | : | 101.7 | 115.2 | : | 100.9 | : | 118.8 | 121.4 | 124.5 | 89.2 | 101.1 | 110.0 | 123.0 | 162.8 |
| III | 112.7 | : | : | 111.7 | 125.5 | : | 102.7 | 116.4 | : | 98.8 | : | 120.3 | 123.2 | 127.8 | 90.9 | 98.7 | 107.9 | 117.7 | 160.5 |
| IV | 113.4 | : | : | 113.1 | 126.2 | : | 103.3 | 116.7 | : | 98.0 | : | 120.8 | 123.4 | 129.2 | 96.4 | 101.8 | 109.8 | 117.2 | 159.6 |
| 1995 I | 113.1 | : | : | 114.4 | 128.7 | : | 100.6 | 117.4 | : | 93.7 | : | 124.1 | 126.4 | 131.8 | 96.9 | 99.8 | 107.9 | 115.0 | 159.9 |
| II | 112.9 | : | : | 117.4 | 130.4 | : | 103.3 | 118.0 | : | 90.0 | : | 125.9 | 129.0 | 131.9 | 99.0 | 97.3 | 104.4 | 110.6 | 172.8 |
| III | 114.3 | : | : | 117.7 | 129.8 | : | 105.9 | 119.5 | : | 95.7 | : | 124.3 | 128.7 | 133.0 | 100.3 | 100.9 | 105.2 | 112.7 | 157.4 |
| IV | 115.2 | : | : | 118.6 | 130.8 | : | 105.9 | 120.0 | : | 97.2 | : | 125.3 | 128.7 | 133.5 | 100.6 | 108.4 | 104.5 | 112.8 | 145.1 |
| 1996 I | 116.4 | : | : | 118.4 | 130.1 | : | 109.9 | 120.9 | : | 102.1 | : | 124.6 | : | : | 98.3 | 109.2 | 105.8 | 116.2 | 142.5 |
| II | 117.7 | : | : | 118.5 | 129.6 | : | 109.3 | 121.9 | : | 107.0 | : | 124.2 | : | : | 97.0 | 113.2 | 108.4 | 120.0 | 144.1 |
| III | 118.3 | : | : | 119.0 | 129.9 | : | 109.4 | 121.7 | : | 108.3 | : | 123.8 | : | : | 99.6 | 113.7 | 109.6 | 118.9 | 140.5 |
| IV | 119.5 | : | : | 118.9 | 129.0 | : | 109.3 | 121.4 | : | 110.0 | : | 124.0 | : | : | 99.7 | 114.3 | 117.2 | 120.9 | 136.9 |
| 1997 I | 120.4 | : | : | 119.4 | 128.3 | : | 108.1 | 120.9 | : | 110.2 | : | 122.5 | : | : | 99.7 | 111.9 | 125.8 | 130.1 | 136.9 |
| II | 121.0 | : | : | 117.9 | 128.0 | : | 108.2 | 120.6 | : | 110.6 | : | 122.7 | : | : | 98.7 | 110.9 | 130.3 | 134.5 | 145.0 |
| III | 122.3 | : | : | 118.6 | 128.1 | : | 108.3 | 119.9 | : | 111.7 | : | 122.6 | : | : | 99.4 | 115.4 | 136.5 | 141.2 | 154.3 |
| IV | 122.8 | : | : | 119.1 | 128.5 | : | 109.3 | 120.9 | : | 112.1 | : | 123.0 | : | : | 98.7 | 114.8 | 136.4 | 137.8 | 141.5 |

| | 0120 Impliziter Deflator des inländischen privaten Verbrauchs (nationale Wahrung) 1990 = 100 | | | | | | | | | Implicit deflator of private national consumption (national currency) 1990 = 100 | | | | | Deflateur implicite de la consommation nationale prive (monnaie nationale) 1990=100 | | | | |
|---------|--|--------|-------|-------|-------|-------|-------|-------|-------|---|-------|-------|-------|-------|---|-------|-------|-------|-------|
| | EU-15 | EUR-11 | B | DK | D | EL | E | F | IRL | I | L | NL | A | P | FIN | S | UK | US | JP |
| 1994 | : | : | 112.4 | 107.1 | 116.6 | 173.7 | 125.3 | 110.3 | 110.6 | 124.5 | 113.6 | 111.7 | 114.4 | 137.7 | 116.2 | 122.7 | 119.4 | 113.2 | 106.4 |
| 1995 | : | : | 114.3 | 109.1 | 118.6 | 189.9 | 131.2 | 112.0 | 112.8 | 131.8 | 114.4 | 113.4 | 117.0 | 143.5 | 116.5 | 126.0 | 122.6 | 116.1 | 105.9 |
| 1996 | : | : | 116.9 | 111.2 | 120.6 | 207.6 | 135.7 | 114.1 | 114.1 | 137.5 | 118.0 | 114.9 | 118.2 | 104.5 | 118.4 | 127.5 | 125.6 | 118.9 | 106.0 |
| 1997 | : | : | 118.8 | 113.1 | 122.6 | 219.0 | 139.1 | 115.3 | 115.7 | 140.9 | 119.6 | 117.3 | 120.3 | 106.7 | 120.0 | 130.3 | 128.3 | 121.3 | 107.7 |
| 1994 II | : | : | : | 106.9 | 116.4 | : | 124.6 | 110.1 | : | 123.6 | : | 111.3 | 114.2 | 136.8 | 116.2 | 122.0 | 119.1 | 112.6 | 106.5 |
| III | : | : | : | 107.3 | 117.2 | : | 126.0 | 110.5 | : | 125.2 | : | 111.8 | 115.0 | 138.2 | 117.2 | 123.5 | 119.7 | 113.7 | 106.3 |
| IV | : | : | : | 107.9 | 117.7 | : | 127.6 | 110.9 | : | 126.8 | : | 112.1 | 115.1 | 139.6 | 116.8 | 123.8 | 120.5 | 114.4 | 106.5 |
| 1995 I | : | : | : | 108.6 | 118.0 | : | 129.2 | 111.5 | : | 128.8 | : | 113.2 | 115.9 | 142.2 | 116.4 | 124.6 | 121.7 | 115.2 | 106.4 |
| II | : | : | : | 108.9 | 118.2 | : | 130.7 | 111.7 | : | 131.1 | : | 113.4 | 116.8 | 142.8 | 116.6 | 125.7 | 122.0 | 115.9 | 105.8 |
| III | : | : | : | 109.3 | 118.8 | : | 132.0 | 112.2 | : | 132.8 | : | 113.2 | 117.8 | 143.8 | 116.7 | 126.5 | 123.0 | 116.4 | 105.7 |
| IV | : | : | : | 109.8 | 119.5 | : | 133.1 | 112.7 | : | 134.5 | : | 113.8 | 117.6 | 145.2 | 116.7 | 127.0 | 123.6 | 116.9 | 105.6 |
| 1996 I | : | : | : | 110.2 | 119.8 | : | 134.0 | 113.3 | : | 135.9 | : | 114.0 | : | : | 118.1 | 126.8 | 124.7 | 117.7 | 105.6 |
| II | : | : | : | 111.1 | 120.6 | : | 135.1 | 114.1 | : | 137.1 | : | 114.8 | : | : | 118.4 | 127.1 | 125.0 | 118.5 | 105.8 |
| III | : | : | : | 111.5 | 120.8 | : | 136.4 | 114.2 | : | 138.0 | : | 114.6 | : | : | 118.6 | 127.8 | 125.9 | 119.2 | 106.3 |
| IV | : | : | : | 112.0 | 121.4 | : | 137.3 | 114.6 | : | 138.8 | : | 116.1 | : | : | 118.8 | 128.1 | 126.9 | 120.1 | 106.2 |
| 1997 I | : | : | : | 113.1 | 122.0 | : | 137.7 | 115.1 | : | 139.5 | : | 116.1 | : | : | 119.3 | 128.8 | 127.3 | 120.8 | 106.3 |
| II | : | : | : | 112.0 | 122.2 | : | 138.4 | 115.2 | : | 140.4 | : | 117.0 | : | : | 119.7 | 129.9 | 127.7 | 121.1 | 108.0 |
| III | : | : | : | 113.5 | 123.2 | : | 139.5 | 115.3 | : | 141.2 | : | 117.8 | : | : | 120.6 | 131.3 | 128.7 | 121.5 | 108.3 |
| IV | : | : | : | 113.8 | 123.5 | : | 140.8 | 115.6 | : | 142.3 | : | 118.2 | : | : | 120.8 | 131.1 | 129.5 | 121.9 | 108.3 |

Die Daten fur EUR15 wurden in einer zusammenhangenden Weise errechnet, die alle verfugbaren Daten der Mitgliedstaaten, die vierteljahrliche Ergebnisse bereitstellen, verwendet.

Data for EUR15 are calculated statistically using data available from those Member States which compile quarterly accounts*.

Les donnees d'EUR15 sont calculees selon un cadre statistique utilisant comme indicateurs les donnees de tous les Etats membres qui elaborent une comptabilite trimestrielle.

VOLKSWIRTSCHAFTLICHE GESAMTRECHNUNGEN
NATIONAL ACCOUNTS
COMPTES NATIONAUX



| | 0121 Veränderung des impliziten Deflators des inländischen privaten Verbrauchs ECU (T/T-1 %) | | | | | | | | | | Changes in the implicit deflator of private national consumption ECU 1990 = 100 | | | | | Evolution du deflateur implicite de la consommation nationale privé ECU 1990 = 100 | | | | |
|---------|--|--------|------|------|------|-----|------|------|------|------|---|------|------|-------|------|--|------|------|-------|--|
| | EU-15 | EUR-11 | B | DK | D | EL | E | F | IRL | I | L | NL | A | P | FIN | S | UK | US | JP | |
| 1994 | 2.7 | : | 5.0 | 2.4 | 3.8 | 3.4 | -1.6 | 2.9 | 3.5 | 0.6 | 4.7 | 3.6 | 3.7 | 0.6 | 9.7 | 2.5 | 2.8 | 0.8 | 8.1 | |
| 1995 | 1.4 | : | 4.6 | 4.9 | 4.4 | 3.9 | 2.1 | 2.5 | -0.7 | -4.8 | 3.6 | 4.4 | 5.0 | 4.7 | 8.7 | 0.8 | -3.9 | -6.7 | -1.9 | |
| 1996 | 3.0 | : | 0.4 | 1.5 | -0.2 | 8.4 | 4.8 | 2.3 | 4.0 | 13.4 | 1.2 | -0.6 | -0.9 | -27.1 | -0.5 | 10.9 | 4.4 | 5.5 | -10.8 | |
| 1997 | 2.9 | : | -1.5 | 0.0 | -1.1 | 4.2 | -0.7 | -0.7 | 7.6 | 4.1 | -1.7 | -1.2 | -1.1 | 0.6 | 0.5 | 0.6 | 20.0 | 14.2 | 2.4 | |
| 1994 II | 0.6 | : | : | 0.4 | 1.3 | : | 1.2 | 0.1 | : | 2.6 | : | 0.0 | 1.0 | -0.5 | 0.6 | -0.1 | -1.7 | -2.7 | 0.8 | |
| III | 0.2 | : | : | 0.6 | 1.5 | : | 1.0 | 1.1 | : | -2.0 | : | 1.2 | 1.5 | 2.7 | 1.9 | -2.4 | -1.9 | -4.3 | -1.5 | |
| IV | 0.6 | : | : | 1.3 | 0.5 | : | 0.5 | 0.2 | : | -0.9 | : | 0.5 | 0.2 | 1.1 | 6.0 | 3.2 | 1.8 | -0.4 | -0.6 | |
| 1995 I | -0.2 | : | : | 1.2 | 2.0 | : | -2.6 | 0.6 | : | -4.4 | : | 2.7 | 2.5 | 2.0 | 0.6 | -2.0 | -1.7 | -1.9 | 0.2 | |
| II | -0.2 | : | : | 2.7 | 1.3 | : | 2.7 | 0.5 | : | -3.9 | : | 1.5 | 2.0 | 0.1 | 2.2 | -2.5 | -3.3 | -3.8 | 8.0 | |
| III | 1.3 | : | : | 0.3 | -0.5 | : | 2.6 | 1.3 | : | 6.3 | : | -1.3 | -0.2 | 0.8 | 1.3 | 3.7 | 0.8 | 1.9 | -8.9 | |
| IV | 0.8 | : | : | 0.8 | 0.8 | : | 0.9 | 0.4 | : | 1.6 | : | 0.8 | -0.1 | 0.4 | 0.3 | 7.4 | -0.7 | 0.0 | -7.8 | |
| 1996 I | 1.0 | : | : | -0.1 | -0.6 | : | 1.8 | 0.8 | : | 5.0 | : | -0.6 | : | : | -2.2 | 0.8 | 1.3 | 3.0 | -1.8 | |
| II | 1.2 | : | : | 0.1 | -0.4 | : | 0.4 | 0.9 | : | 4.8 | : | -0.3 | : | : | -1.3 | 3.6 | 2.4 | 3.3 | 1.1 | |
| III | 0.5 | : | : | 0.4 | 0.3 | : | 0.1 | -0.2 | : | 1.3 | : | -0.3 | : | : | 2.7 | 0.5 | 1.1 | -1.0 | -2.5 | |
| IV | 1.0 | : | : | -0.1 | -0.7 | : | -0.1 | -0.2 | : | 1.5 | : | 0.1 | : | : | 0.1 | 0.6 | 6.9 | 1.7 | -2.5 | |
| 1997 I | 0.7 | : | : | 0.4 | -0.6 | : | -1.1 | -0.5 | : | 0.3 | : | -1.2 | : | : | 0.0 | -2.2 | 7.3 | 7.6 | -0.0 | |
| II | 0.5 | : | : | -1.2 | -0.3 | : | 0.1 | -0.2 | : | 0.3 | : | 0.2 | : | : | -1.0 | -0.8 | 3.6 | 3.4 | 6.0 | |
| III | 1.1 | : | : | 0.6 | 0.1 | : | 0.1 | -0.5 | : | 1.0 | : | -0.1 | : | : | 0.8 | 4.1 | 4.8 | 5.0 | 6.4 | |
| IV | 0.4 | : | : | 0.4 | 0.3 | : | 0.9 | 0.9 | : | 0.4 | : | 0.4 | : | : | -0.7 | -0.5 | -0.1 | -2.4 | -8.3 | |

| | 0122 Veränderung des impliziten Deflators des inländischen privaten Verbrauchs (nationale Wahrung) ⁽¹⁾ | | | | | | | | | | Changes in the implicit deflator of private national consumption (national currency) ⁽¹⁾ | | | | | Evolution du deflateur implicite de la consommation nationale privé (monnaie nationale) ⁽¹⁾ | | | | |
|---------|--|--------|-----|------|-----|------|-----|-----|-----|-----|---|------|------|-------|------|--|-----|-----|------|--|
| | EU-15 | EUR-11 | B | DK | D | EL | E | F | IRL | I | L | NL | A | P | FIN | S | UK | US | JP | |
| 1994 | : | : | 2.8 | 1.7 | 3.1 | 10.8 | 4.9 | 2.1 | 2.7 | 4.6 | 2.6 | 2.8 | 3.0 | 5.2 | 1.4 | 3.0 | 2.3 | 2.4 | 0.7 | |
| 1995 | : | : | 1.7 | 1.9 | 1.7 | 9.3 | 4.7 | 1.6 | 2.0 | 5.9 | 0.7 | 1.5 | 2.3 | 4.3 | 0.3 | 2.7 | 2.6 | 2.6 | -0.5 | |
| 1996 | : | : | 2.3 | 1.9 | 1.7 | 9.3 | 3.4 | 1.8 | 1.1 | 4.3 | 3.1 | 1.4 | 1.0 | -27.2 | 1.6 | 1.2 | 2.5 | 2.4 | 0.1 | |
| 1997 | : | : | 1.6 | 1.7 | 1.7 | 5.5 | 2.5 | 1.1 | 1.4 | 2.5 | 1.4 | 2.1 | 1.8 | 2.1 | 1.4 | 2.2 | 2.1 | 2.0 | 1.6 | |
| 1994 II | : | : | : | 0.5 | 1.0 | : | 1.1 | 0.4 | : | 1.0 | : | -0.3 | 0.7 | 0.5 | 1.1 | 0.6 | 0.5 | 0.6 | 0.0 | |
| III | : | : | : | 0.4 | 0.7 | : | 1.2 | 0.4 | : | 1.3 | : | 0.4 | 0.7 | 1.1 | 0.8 | 1.2 | 0.5 | 0.9 | -0.2 | |
| IV | : | : | : | 0.5 | 0.4 | : | 1.3 | 0.4 | : | 1.2 | : | 0.2 | 0.1 | 1.0 | -0.3 | 0.2 | 0.6 | 0.7 | 0.2 | |
| 1995 I | : | : | : | 0.6 | 0.3 | : | 1.3 | 0.5 | : | 1.6 | : | 1.0 | 0.7 | 1.9 | -0.4 | 0.6 | 1.0 | 0.7 | -0.1 | |
| II | : | : | : | 0.3 | 0.2 | : | 1.1 | 0.2 | : | 1.8 | : | 0.2 | 0.8 | 0.4 | 0.2 | 0.9 | 0.2 | 0.6 | -0.5 | |
| III | : | : | : | 0.4 | 0.6 | : | 1.0 | 0.4 | : | 1.3 | : | -0.2 | 0.8 | 0.7 | 0.1 | 0.6 | 0.9 | 0.5 | -0.1 | |
| IV | : | : | : | 0.4 | 0.6 | : | 0.8 | 0.5 | : | 1.3 | : | 0.6 | -0.2 | 0.9 | 0.0 | 0.4 | 0.5 | 0.4 | -0.2 | |
| 1996 I | : | : | : | 0.4 | 0.2 | : | 0.7 | 0.6 | : | 1.1 | : | 0.2 | : | : | 1.2 | -0.2 | 0.9 | 0.7 | 0.1 | |
| II | : | : | : | 0.9 | 0.7 | : | 0.9 | 0.7 | : | 0.9 | : | 0.7 | : | : | 0.2 | 0.3 | 0.3 | 0.7 | 0.2 | |
| III | : | : | : | 0.3 | 0.2 | : | 0.9 | 0.1 | : | 0.6 | : | -0.1 | : | : | 0.2 | 0.5 | 0.7 | 0.6 | 0.5 | |
| IV | : | : | : | 0.5 | 0.5 | : | 0.7 | 0.4 | : | 0.6 | : | 1.3 | : | : | 0.2 | 0.3 | 0.7 | 0.7 | -0.1 | |
| 1997 I | : | : | : | 0.9 | 0.5 | : | 0.3 | 0.4 | : | 0.6 | : | 0.0 | : | : | 0.5 | 0.6 | 0.3 | 0.5 | 0.1 | |
| II | : | : | : | -0.9 | 0.2 | : | 0.5 | 0.1 | : | 0.7 | : | 0.7 | : | : | 0.3 | 0.8 | 0.3 | 0.3 | 1.7 | |
| III | : | : | : | 1.3 | 0.8 | : | 0.8 | 0.1 | : | 0.6 | : | 0.7 | : | : | 0.8 | 1.1 | 0.8 | 0.4 | 0.2 | |
| IV | : | : | : | 0.3 | 0.2 | : | 0.9 | 0.2 | : | 0.8 | : | 0.3 | : | : | 0.2 | -0.2 | 0.6 | 0.3 | 0.0 | |

(¹) T/T-1

Die Daten für EUR15 wurden in einer zusammenhängenden Weise errechnet, die alle verfügbaren Daten der Mitgliedstaaten, die vierteljährliche Ergebnisse bereitstellen, verwendet.

(¹) T/T-1

Data for EUR15 are calculated statistically using data available from those Member States which compile quarterly accounts".

(¹) T/T-1

Les données d'EUR15 sont calculées selon un cadre statistique utilisant comme indicateurs les données de tous les Etats membres qui élaborent une comptabilité trimestrielle.

Beschäftigung
Employment
Emploi

BESCHÄFTIGUNG
EMPLOYMENT
EMPLOI



| | 0201 Gesamtbevölkerung ⁽¹⁾ 1000 | | | | | | | | | | | | | | | Total population ⁽¹⁾ 1000 | | | | | | | | | | | | | | | Population totale ⁽¹⁾ 1000 | | | | | | | | | | | | | | | | | |
|------|---|---------|--------|---------|---------|---------|---------|--------|---------|-------|---------|--------|--------|--------|--------|---|----------|---------|--------|---------|---------|---------|---------|--------|---------|-------|---------|--------|--------|--------|--|---------|----------|---------|--------|---------|---------|---------|---------|--------|---------|-------|---------|--------|--------|--------|--------|---------|
| | EU-15 | B | DK | D | EL | E | F | IRL | I | L | NL | A | P | FIN | S | UK | EU-15 | B | DK | D | EL | E | F | IRL | I | L | NL | A | P | FIN | S | UK | EU-15 | B | DK | D | EL | E | F | IRL | I | L | NL | A | P | FIN | S | UK |
| 1993 | : | 10018.0 | 5134.0 | 80110.0 | 10118.0 | 38705.0 | 55817.0 | 3469.0 | 56115.0 | 391.0 | 14971.0 | : | 9801.0 | : | : | 57169.0 | : | 10073.0 | 5149.0 | 80390.0 | 10206.0 | 38662.0 | 56088.0 | 3520.0 | 56301.0 | 397.0 | 15080.0 | : | 9796.0 | : | : | 57327.0 | : | 10105.0 | 5207.0 | 80570.0 | 10238.0 | 38749.0 | 56336.0 | 3536.0 | 56413.0 | 403.0 | 15173.0 | 7883.0 | 9807.0 | 4927.0 | : | 57525.0 |
| 1996 | 366848.0 | 10124.0 | 5213.0 | 80760.0 | 10254.0 | 38848.0 | 56574.0 | 3561.0 | 56499.0 | 410.0 | 15248.0 | 7897.0 | 9831.0 | 5088.0 | 8841.0 | 57700.0 | 366848.0 | 10124.0 | 5213.0 | 80760.0 | 10254.0 | 38848.0 | 56574.0 | 3561.0 | 56499.0 | 410.0 | 15248.0 | 7897.0 | 9831.0 | 5088.0 | 8841.0 | 57700.0 | 366848.0 | 10124.0 | 5213.0 | 80760.0 | 10254.0 | 38848.0 | 56574.0 | 3561.0 | 56499.0 | 410.0 | 15248.0 | 7897.0 | 9831.0 | 5088.0 | 8841.0 | 57700.0 |
| 1997 | 367512.0 | 10154.0 | 5236.0 | 80567.0 | 10266.0 | 38910.0 | 56818.0 | 3605.0 | 56648.0 | 416.0 | 15335.0 | 7906.0 | 9848.0 | 5112.0 | 8837.0 | 57854.0 | 367512.0 | 10154.0 | 5236.0 | 80567.0 | 10266.0 | 38910.0 | 56818.0 | 3605.0 | 56648.0 | 416.0 | 15335.0 | 7906.0 | 9848.0 | 5112.0 | 8837.0 | 57854.0 | 367512.0 | 10154.0 | 5236.0 | 80567.0 | 10266.0 | 38910.0 | 56818.0 | 3605.0 | 56648.0 | 416.0 | 15335.0 | 7906.0 | 9848.0 | 5112.0 | 8837.0 | 57854.0 |

| | 0202 Zivile Erwerbspersonen insgesamt ⁽¹⁾ 1000 | | | | | | | | | | | | | | | Civilian labour force ⁽¹⁾ 1000 | | | | | | | | | | | | | | | Population active civile totale ⁽¹⁾ 1000 | | | | | | | | | | | | | | | | | |
|------|---|--------|--------|---------|--------|---------|---------|--------|---------|-------|--------|--------|--------|--------|--------|--|----------|--------|--------|---------|--------|---------|---------|--------|---------|-------|--------|--------|--------|--------|--|---------|----------|--------|--------|---------|--------|---------|---------|--------|---------|-------|--------|--------|--------|--------|--------|---------|
| | EU-15 | B | DK | D | EL | E | F | IRL | I | L | NL | A | P | FIN | S | UK | EU-15 | B | DK | D | EL | E | F | IRL | I | L | NL | A | P | FIN | S | UK | EU-15 | B | DK | D | EL | E | F | IRL | I | L | NL | A | P | FIN | S | UK |
| 1993 | : | 4073.0 | 2875.0 | 39113.0 | 4066.0 | 15263.0 | 24718.0 | 1368.0 | 22652.0 | 169.0 | 7085.0 | : | 4714.0 | : | : | 28419.0 | : | 4148.0 | 2759.0 | 39267.0 | 4154.0 | 15488.0 | 24869.0 | 1413.0 | 22584.0 | 170.0 | 7224.0 | : | 4759.0 | : | : | 28398.0 | : | 4183.0 | 2796.0 | 39961.0 | 4201.0 | 15561.0 | 25033.0 | 1434.0 | 22607.0 | 167.0 | 7304.0 | 3842.0 | 4753.0 | 2429.0 | : | 28404.0 |
| 1996 | 167397.0 | 4188.0 | 2815.0 | 39083.0 | 4282.0 | 15872.0 | 25342.0 | 1481.0 | 22788.0 | 171.0 | 7407.0 | 3819.0 | 4780.0 | 2445.0 | 4409.0 | 28515.0 | 167397.0 | 4188.0 | 2815.0 | 39083.0 | 4282.0 | 15872.0 | 25342.0 | 1481.0 | 22788.0 | 171.0 | 7407.0 | 3819.0 | 4780.0 | 2445.0 | 4409.0 | 28515.0 | 167397.0 | 4188.0 | 2815.0 | 39083.0 | 4282.0 | 15872.0 | 25342.0 | 1481.0 | 22788.0 | 171.0 | 7407.0 | 3819.0 | 4780.0 | 2445.0 | 4409.0 | 28515.0 |
| 1997 | 168213.0 | 4215.0 | 2828.0 | 39162.0 | 4261.0 | 16066.0 | 25360.0 | 1529.0 | 22859.0 | 173.0 | 7605.0 | 3805.0 | 4842.0 | 2493.0 | 4369.0 | 28644.0 | 168213.0 | 4215.0 | 2828.0 | 39162.0 | 4261.0 | 16066.0 | 25360.0 | 1529.0 | 22859.0 | 173.0 | 7605.0 | 3805.0 | 4842.0 | 2493.0 | 4369.0 | 28644.0 | 168213.0 | 4215.0 | 2828.0 | 39162.0 | 4261.0 | 16066.0 | 25360.0 | 1529.0 | 22859.0 | 173.0 | 7605.0 | 3805.0 | 4842.0 | 2493.0 | 4369.0 | 28644.0 |

| | 0203 Zivile Erwerbstätige insgesamt ⁽¹⁾ 1000 | | | | | | | | | | | | | | | Civilian employment ⁽¹⁾ 1000 | | | | | | | | | | | | | | | Emploi civil total ⁽¹⁾ 1000 | | | | | | | | | | | | | | | | | |
|------|--|--------|--------|---------|--------|---------|---------|--------|---------|-------|--------|--------|--------|--------|--------|--|----------|--------|--------|---------|--------|---------|---------|--------|---------|-------|--------|--------|--------|--------|---|---------|----------|--------|--------|---------|--------|---------|---------|--------|---------|-------|--------|--------|--------|--------|--------|---------|
| | EU-15 | B | DK | D | EL | E | F | IRL | I | L | NL | A | P | FIN | S | UK | EU-15 | B | DK | D | EL | E | F | IRL | I | L | NL | A | P | FIN | S | UK | EU-15 | B | DK | D | EL | E | F | IRL | I | L | NL | A | P | FIN | S | UK |
| 1992 | : | 3770.0 | 2631.0 | 36528.0 | 3680.0 | 12458.0 | 21986.0 | 1146.0 | 20620.0 | 165.0 | 6321.0 | : | 4509.0 | : | : | 25654.0 | : | 3744.0 | 2556.0 | 36111.0 | 3715.0 | 11868.0 | 21876.0 | 1151.0 | 20321.0 | 164.0 | 6487.0 | : | 4464.0 | : | : | 25322.0 | : | 3748.0 | 2525.0 | 35840.0 | 3786.0 | 11728.0 | 21709.0 | 1202.0 | 20024.0 | 164.0 | 6563.0 | : | 4440.0 | : | : | 25511.0 |
| 1996 | 148584.0 | 3791.0 | 2618.0 | 35634.0 | 3868.0 | 12342.0 | 22186.0 | 1303.0 | 20013.0 | 165.0 | 6533.0 | 3617.0 | 4431.0 | 2040.0 | 3984.0 | 26058.0 | 148584.0 | 3791.0 | 2618.0 | 35634.0 | 3868.0 | 12342.0 | 22186.0 | 1303.0 | 20013.0 | 165.0 | 6533.0 | 3617.0 | 4431.0 | 2040.0 | 3984.0 | 26058.0 | 148584.0 | 3791.0 | 2618.0 | 35634.0 | 3868.0 | 12342.0 | 22186.0 | 1303.0 | 20013.0 | 165.0 | 6533.0 | 3617.0 | 4431.0 | 2040.0 | 3984.0 | 26058.0 |
| 1997 | 149523.0 | 3838.0 | 2664.0 | 35299.0 | 3853.0 | 12706.0 | 22149.0 | 1369.0 | 20032.0 | 169.0 | 6765.0 | 3609.0 | 4523.0 | 2112.0 | 3912.0 | 26522.0 | 149523.0 | 3838.0 | 2664.0 | 35299.0 | 3853.0 | 12706.0 | 22149.0 | 1369.0 | 20032.0 | 169.0 | 6765.0 | 3609.0 | 4523.0 | 2112.0 | 3912.0 | 26522.0 | 149523.0 | 3838.0 | 2664.0 | 35299.0 | 3853.0 | 12706.0 | 22149.0 | 1369.0 | 20032.0 | 169.0 | 6765.0 | 3609.0 | 4523.0 | 2112.0 | 3912.0 | 26522.0 |

(¹) Personen, die in Privathaushalten leben
Quelle : Erhebung über Arbeitskräfte

(¹) persons living in private households
source : labour force survey

(¹) personnes vivant dans les ménages privés
source : enquête sur les forces de travail

BESCHÄFTIGUNG
EMPLOYMENT
EMPLOI



| | Zivile Arbeitnehmer insgesamt ⁽¹⁾ | | | | | | | Number of civilian employees ⁽¹⁾ | | | | | | | Emploi civil salarié total ⁽¹⁾ | | |
|------|--|--------|--------|---------|--------|--------|---------|---|---------|-------|--------|--------|--------|--------|---|---------|--|
| | 0204 | 1000 | | | | | | | 1000 | | | | | | | 1000 | |
| | EU-15 | B | DK | D | EL | E | F | IRL | I | L | NL | A | P | FIN | S | UK | |
| 1992 | : | 3097.0 | 2348.0 | 32863.0 | 1936.0 | 9144.0 | 18678.0 | 871.0 | 14685.0 | 148.0 | 5658.0 | : | 3355.0 | : | : | 22187.0 | |
| 1993 | : | 3073.0 | 2281.0 | 32380.0 | 1980.0 | 8700.0 | 18786.0 | 882.0 | 14517.0 | 146.0 | 5748.0 | : | 3310.0 | : | : | 21993.0 | |
| 1994 | : | 3084.0 | 2275.0 | 32029.0 | 2017.0 | 8609.0 | 18654.0 | 930.0 | 14280.0 | 146.0 | 5772.0 | : | 3226.0 | : | : | 22068.0 | |
| 1995 | 122522.0 | 3112.0 | 2349.0 | 31946.0 | 2059.0 | 8938.0 | 19043.0 | 979.0 | 14162.0 | 143.0 | 5783.0 | 3151.0 | 3191.0 | 1696.0 | 3646.0 | 22325.0 | |
| 1996 | 123222.0 | 3109.0 | 2374.0 | 31843.0 | 2100.0 | 9228.0 | 19262.0 | 1031.0 | 14242.0 | 149.0 | 5769.0 | 3095.0 | 3172.0 | 1700.0 | 3499.0 | 22651.0 | |
| 1997 | 124266.0 | 3177.0 | 2412.0 | 31448.0 | 2111.0 | 9639.0 | 19289.0 | 1084.0 | 14316.0 | 153.0 | 5974.0 | 3109.0 | 3239.0 | 1785.0 | 3453.0 | 23076.0 | |

| | Arbeitnehmer Landwirtschaft ⁽¹⁾ | | | | | | | Number of employees in agriculture ⁽¹⁾ | | | | | | | Emploi salarié agriculture ⁽¹⁾ | | |
|------|--|------|------|-------|------|-------|-------|---|-------|-----|-------|------|------|------|---|-------|--|
| | 0205 | 1000 | | | | | | | 1000 | | | | | | | 1000 | |
| | EU-15 | B | DK | D | EL | E | F | IRL | I | L | NL | A | P | FIN | S | UK | |
| 1992 | : | 11.0 | 49.0 | 630.0 | 28.0 | 398.0 | 266.0 | 23.0 | 747.0 | 6.0 | 98.0 | : | 97.0 | : | : | 240.0 | |
| 1993 | : | 13.0 | 53.0 | 552.0 | 36.0 | 377.0 | 273.0 | 27.0 | 604.0 | 1.0 | 100.0 | : | 94.0 | : | : | 224.0 | |
| 1994 | : | 18.0 | 60.0 | 521.0 | 29.0 | 361.0 | 274.0 | 28.0 | 554.0 | 1.0 | 98.0 | : | 77.0 | : | : | 237.0 | |
| 1995 | 2349.0 | 17.0 | 58.0 | 523.0 | 39.0 | 366.0 | 275.0 | 29.0 | 532.0 | 1.0 | 99.0 | 36.0 | 72.0 | 28.0 | 44.0 | 231.0 | |
| 1996 | 2324.0 | 14.0 | 51.0 | 546.0 | 35.0 | 332.0 | 297.0 | 28.0 | 497.0 | 1.0 | 95.0 | 36.0 | 89.0 | 31.0 | 40.0 | 231.0 | |
| 1997 | 2327.0 | 17.0 | 48.0 | 551.0 | 31.0 | 379.0 | 294.0 | 29.0 | 464.0 | 1.0 | 95.0 | 33.0 | 87.0 | 41.0 | 40.0 | 219.0 | |

| | Arbeitnehmer Industrie ⁽¹⁾ | | | | | | | Number of employees in industry ⁽¹⁾ | | | | | | | Emploi salarié industrie ⁽¹⁾ | | |
|------|---------------------------------------|--------|-------|---------|-------|--------|--------|--|--------|------|--------|--------|--------|-------|---|--------|--|
| | 0206 | 1000 | | | | | | | 1000 | | | | | | | 1000 | |
| | EU-15 | B | DK | D | EL | E | F | IRL | I | L | NL | A | P | FIN | S | UK | |
| 1992 | : | 1048.0 | 656.0 | 13531.0 | 645.0 | 3390.0 | 5857.0 | 285.0 | 5536.0 | 44.0 | 1491.0 | : | 1240.0 | : | : | 6623.0 | |
| 1993 | : | 992.0 | 612.0 | 12922.0 | 621.0 | 3030.0 | 5423.0 | 275.0 | 5411.0 | 41.0 | 1471.0 | : | 1235.0 | : | : | 6383.0 | |
| 1994 | : | 970.0 | 619.0 | 12463.0 | 615.0 | 2885.0 | 5218.0 | 295.0 | 5272.0 | 43.0 | 1431.0 | : | 1206.0 | : | : | 5990.0 | |
| 1995 | 39379.0 | 969.0 | 654.0 | 12087.0 | 608.0 | 2992.0 | 5338.0 | 308.0 | 5222.0 | 39.0 | 1425.0 | 1112.0 | 1176.0 | 498.0 | 962.0 | 5990.0 | |
| 1996 | 38889.0 | 939.0 | 645.0 | 11740.0 | 609.0 | 2987.0 | 5299.0 | 317.0 | 5241.0 | 36.0 | 1414.0 | 1033.0 | 1139.0 | 491.0 | 923.0 | 6077.0 | |
| 1997 | 38806.0 | 950.0 | 651.0 | 11429.0 | 596.0 | 3157.0 | 5304.0 | 345.0 | 5190.0 | 37.0 | 1435.0 | 1019.0 | 1164.0 | 522.0 | 897.0 | 6110.0 | |

| | Arbeitnehmer Dienstleistungen ⁽¹⁾ | | | | | | | Number of employees in services ⁽¹⁾ | | | | | | | Emploi salarié services ⁽¹⁾ | | |
|------|--|--------|--------|---------|--------|--------|---------|--|--------|-------|--------|--------|--------|--------|--|---------|--|
| | 0207 | 1000 | | | | | | | 1000 | | | | | | | 1000 | |
| | EU-15 | B | DK | D | EL | E | F | IRL | I | L | NL | A | P | FIN | S | UK | |
| 1992 | : | 2038.0 | 1643.0 | 18701.0 | 1263.0 | 5357.0 | 12554.0 | 563.0 | 8402.0 | 97.0 | 4070.0 | : | 2017.0 | : | : | 15324.0 | |
| 1993 | : | 2068.0 | 1617.0 | 18906.0 | 1323.0 | 5293.0 | 13090.0 | 580.0 | 8503.0 | 103.0 | 4176.0 | : | 1982.0 | : | : | 15386.0 | |
| 1994 | : | 2096.0 | 1597.0 | 19044.0 | 1372.0 | 5363.0 | 13162.0 | 607.0 | 8455.0 | 102.0 | 4243.0 | : | 1943.0 | : | : | 15842.0 | |
| 1995 | 80794.0 | 2127.0 | 1638.0 | 19336.0 | 1411.0 | 5580.0 | 13430.0 | 643.0 | 8409.0 | 103.0 | 4259.0 | 2003.0 | 1943.0 | 1169.0 | 2641.0 | 16104.0 | |
| 1996 | 82009.0 | 2156.0 | 1678.0 | 19556.0 | 1456.0 | 5909.0 | 13666.0 | 687.0 | 8504.0 | 111.0 | 4260.0 | 2026.0 | 1944.0 | 1178.0 | 2535.0 | 16343.0 | |
| 1997 | 83134.0 | 2210.0 | 1713.0 | 19468.0 | 1484.0 | 6104.0 | 13692.0 | 711.0 | 8663.0 | 115.0 | 4444.0 | 2057.0 | 1989.0 | 1222.0 | 2516.0 | 16746.0 | |

⁽¹⁾ Personen, die in Privathaushalten leben
Quelle : Erhebung über Arbeitskräfte

⁽¹⁾ persons living in private households
source : labour force survey

⁽¹⁾ personnes vivant dans les ménages privés
source : enquête sur les forces de travail

**ABHÄNGIG BESCHÄFTIGTE
EMPLOYEES
EMPLOI SALARIÉ**



| | 0301 Industrie insgesamt (ohne Baugewerbe) 1995 = 100 | | | | | | | | | | Total industry (excluding construction) 1995 = 100 NACE Rev.1 C-E | | | | | Ensemble de l'industrie sans bâtiment 1995 = 100 | | | |
|----------|---|--------|-------|----|-------|-------|-------|-------|-------|-------|--|-------|-------|-------|-------|--|-------|-------|-------|
| | EU-15 | EUR-11 | B | DK | D | EL | E | F | IRL | I | L | NL | A | P | FIN | S | UK | US | JP |
| 1994 | 101.3 | : | 97.4 | : | 104.2 | 101.9 | 99.5 | 100.0 | 94.9 | 104.1 | 100.6 | 101.5 | 100.9 | 104.2 | 97.9 | 96.0 | 98.4 | 98.9 | 102.1 |
| 1995 | 100.0 | : | 100.0 | : | 100.0 | 100.0 | 100.0 | 100.0 | 100.0 | 100.0 | 100.0 | 100.0 | 100.0 | 100.0 | 100.0 | 100.0 | 100.0 | 100.0 | 100.0 |
| 1996 | 98.7 | : | 101.1 | : | 96.0 | 97.4 | 100.6 | 98.6 | 104.1 | 99.8 | 100.2 | : | 96.1 | 95.0 | : | 101.0 | 101.0 | 99.6 | 98.0 |
| 1997 | : | : | : | : | 92.6 | : | 103.8 | : | : | : | 99.5 | : | 94.2 | 92.5 | : | : | 101.4 | 100.1 | 97.1 |
| 1997 Jan | 97.6 | : | 100.4 | : | 93.6 | 95.8 | 101.2 | 97.8 | 106.7 | 98.8 | 99.3 | : | 94.9 | 93.5 | : | 99.7 | 101.3 | 99.7 | 97.2 |
| Feb | 97.5 | : | 100.3 | : | 93.4 | 95.7 | 101.3 | 97.7 | 107.4 | 98.5 | 99.4 | : | 94.7 | 93.2 | : | 99.5 | 101.3 | 99.7 | 97.1 |
| Mar | 97.4 | : | 100.2 | : | 93.1 | 95.7 | 101.6 | 97.6 | 107.3 | 98.1 | 99.2 | : | 94.6 | 93.0 | : | 99.8 | 101.4 | 99.8 | 97.2 |
| Apr | 97.4 | : | 100.3 | : | 92.9 | 95.8 | 102.0 | 97.6 | : | 97.9 | 99.1 | : | 94.6 | 92.8 | : | 100.1 | 101.5 | 99.8 | 97.0 |
| May | 97.4 | : | 100.3 | : | 92.7 | 95.7 | 102.5 | 97.5 | : | 97.7 | 99.3 | : | 94.4 | 92.7 | : | 100.4 | 101.6 | 99.9 | 97.1 |
| Jun | 97.4 | : | 100.3 | : | 92.5 | 94.3 | 103.2 | 97.4 | : | 97.5 | 99.9 | : | 94.4 | 92.7 | : | 100.4 | 101.6 | 100.0 | 97.1 |
| Jul | : | : | 99.9 | : | 92.3 | : | 104.0 | : | : | : | 99.6 | : | 94.2 | 92.6 | : | 100.4 | 101.5 | 99.9 | 96.8 |
| Aug | : | : | 99.9 | : | 92.2 | : | 104.7 | : | : | : | 99.7 | : | 93.9 | 92.2 | : | 100.6 | 101.3 | 100.2 | 96.8 |
| Sep | : | : | 100.1 | : | 92.1 | : | 105.3 | : | : | : | 99.4 | : | 93.8 | 92.0 | : | 101.7 | 101.2 | 100.2 | 96.8 |
| Oct | : | : | 100.2 | : | 92.1 | : | 105.9 | : | : | : | 99.9 | : | 93.7 | 91.9 | : | : | 101.3 | 100.4 | 96.9 |
| Nov | : | : | 100.3 | : | 92.0 | : | 106.5 | : | : | : | 99.8 | : | 93.7 | 92.0 | : | : | 101.3 | 100.6 | 96.9 |
| Dec | : | : | : | : | 91.9 | : | 107.4 | : | : | : | 99.3 | : | 93.5 | 92.0 | : | : | 101.4 | 100.8 | 96.7 |
| 1998 Jan | : | : | : | : | : | : | : | : | : | : | 99.5 | : | 94.9 | : | : | : | 101.5 | 101.1 | 96.5 |
| Feb | : | : | : | : | : | : | : | : | : | : | 99.6 | : | : | : | : | : | 101.5 | 101.1 | 96.3 |
| Mar | : | : | : | : | : | : | : | : | : | : | : | : | : | : | : | : | 101.5 | 101.1 | : |

| | 0302 Be- und verarbeitendes Gewerbe 1995 = 100 | | | | | | | | | | Manufacturing 1995 = 100 NACE Rev.1 D | | | | | Industrie manufacturière 1995 = 100 | | | |
|----------|---|--------|-------|----|-------|-------|-------|-------|-------|-------|---|-------|-------|-------|-------|--|-------|-------|-------|
| | EU-15 | EUR-11 | B | DK | D | EL | E | F | IRL | I | L | NL | A | P | FIN | S | UK | US | JP |
| 1994 | 101.1 | : | 97.4 | : | 104.1 | 102.6 | 100.9 | 100.0 | 94.2 | 103.4 | 100.3 | 101.4 | 100.9 | 104.2 | 93.3 | 95.8 | 97.6 | 98.9 | 102.1 |
| 1995 | 100.0 | : | 100.0 | : | 100.0 | 100.0 | 100.0 | 100.0 | 100.0 | 100.0 | 100.0 | 100.0 | 100.0 | 100.0 | 100.0 | 100.0 | 100.0 | 100.0 | 100.0 |
| 1996 | 98.9 | : | 101.1 | : | 96.4 | 97.1 | 100.7 | 98.6 | 104.6 | 99.8 | 99.9 | : | 97.1 | 95.0 | : | 101.0 | 101.4 | 99.6 | 98.0 |
| 1997 | : | : | : | : | 93.4 | : | 104.3 | : | : | : | 99.4 | : | 95.1 | 92.5 | : | : | 101.8 | 100.1 | 97.1 |
| 1997 Jan | 98.1 | : | 100.4 | : | 94.3 | 95.5 | 101.9 | 97.7 | 107.2 | 98.1 | 99.1 | : | 95.7 | 93.8 | : | 99.6 | 101.8 | 99.7 | 97.2 |
| Feb | 97.9 | : | 100.2 | : | 94.1 | 95.4 | 101.8 | 97.6 | 108.1 | 98.4 | 99.1 | : | 95.5 | 93.4 | : | 99.5 | 101.7 | 99.7 | 97.1 |
| Mar | 97.9 | : | 100.1 | : | 93.9 | 95.4 | 102.3 | 97.6 | 107.9 | 98.2 | 98.8 | : | 95.5 | 93.0 | : | 99.7 | 101.8 | 99.8 | 97.2 |
| Apr | 98.0 | : | 100.2 | : | 93.7 | 95.6 | 102.8 | 97.6 | : | 98.4 | 98.9 | : | 95.5 | 92.8 | : | 99.9 | 101.9 | 99.8 | 97.0 |
| May | 98.0 | : | 100.2 | : | 93.5 | 95.6 | 103.4 | 97.5 | : | 98.5 | 99.2 | : | 95.2 | 92.7 | : | 100.1 | 102.0 | 99.9 | 97.1 |
| Jun | 98.0 | : | 100.4 | : | 93.3 | 93.9 | 104.1 | 97.5 | : | 98.4 | 99.6 | : | 95.3 | 92.5 | : | 100.2 | 102.0 | 100.0 | 97.1 |
| Jul | : | : | 100.2 | : | 93.2 | : | 104.7 | : | : | : | 99.4 | : | 95.2 | 92.5 | : | 100.2 | 101.8 | 99.9 | 96.8 |
| Aug | : | : | 100.1 | : | 93.1 | : | 105.4 | : | : | : | 99.6 | : | 94.8 | 92.1 | : | 100.3 | 101.7 | 100.2 | 96.8 |
| Sep | : | : | 100.1 | : | 93.0 | : | 105.7 | : | : | : | 99.6 | : | 94.8 | 92.0 | : | 101.2 | 101.6 | 100.2 | 96.8 |
| Oct | : | : | 100.2 | : | 92.9 | : | 105.9 | : | : | : | 100.0 | : | 94.7 | 91.9 | : | : | 101.7 | 100.4 | 96.9 |
| Nov | : | : | 100.3 | : | 92.9 | : | 106.3 | : | : | : | 100.1 | : | 94.7 | 92.0 | : | : | 101.8 | 100.6 | 96.9 |
| Dec | : | : | : | : | 92.8 | : | 107.0 | : | : | : | 99.5 | : | 94.6 | 92.2 | : | : | 101.9 | 100.8 | 96.7 |
| 1998 Jan | : | : | : | : | : | : | : | : | : | : | 99.6 | : | 95.9 | : | : | : | 102.0 | 101.1 | 96.5 |
| Feb | : | : | : | : | : | : | : | : | : | : | 99.6 | : | : | : | : | : | 102.0 | 101.1 | 96.3 |
| Mar | : | : | : | : | : | : | : | : | : | : | : | : | : | : | : | : | 102.1 | 101.1 | : |

Quelle : Industrierhebungen

source : industrial surveys

source : enquêtes industrielles

ABHÄNGIG BESCHÄFTIGTE NACH INDUSTRIE-HAUPTGRUPPEN
 EMPLOYEES BY INDUSTRIAL GROUPINGS
 EMPLOI SALARIÉ PAR REGROUPEMENTS INDUSTRIELS



| | 0401 Vorleistungsgüterindustrie 1995 = 100 | | | | | | | | | | | | | | | Intermediate goods industry 1995 = 100 | | | Industries des biens intermédiaire 1995 = 100 | | |
|----------|---|--------|-------|----|-------|-------|-------|-------|-------|-------|-------|----|-------|-------|-----|---|-------|----|---|--|--|
| | EU-15 | EUR-11 | B | DK | D | EL | E | F | IRL | I | L | NL | A | P | FIN | S | UK | US | JP | | |
| 1994 | 101.4 | : | 96.7 | : | 102.7 | 100.9 | 98.7 | 99.7 | 96.2 | 105.3 | 103.4 | : | 99.7 | 103.3 | : | : | 99.9 | : | : | | |
| 1995 | 100.0 | : | 100.0 | : | 100.0 | 100.0 | 100.0 | 100.0 | 100.0 | 100.0 | 100.0 | : | 100.0 | 100.0 | : | : | 100.0 | : | : | | |
| 1996 | 97.7 | : | 101.0 | : | 94.9 | 98.8 | 99.6 | 98.5 | 104.3 | 99.1 | 100.8 | : | 95.1 | 95.0 | : | : | 99.8 | : | : | | |
| 1997 | : | : | : | : | 90.7 | : | 99.8 | : | : | : | 98.7 | : | 93.1 | 93.9 | : | : | 99.4 | : | : | | |
| 1997 Jan | : | : | 100.6 | : | 91.8 | 97.7 | 97.8 | 97.4 | 107.2 | : | 98.9 | : | 93.6 | 94.3 | : | : | 100.1 | : | : | | |
| Feb | : | : | 100.4 | : | 91.4 | 97.1 | 97.1 | 97.4 | 107.6 | : | 99.0 | : | 93.4 | 93.9 | : | : | 99.6 | : | : | | |
| Mar | : | : | 100.2 | : | 91.1 | 97.0 | 97.2 | 97.4 | 107.0 | : | 98.8 | : | 93.3 | 93.9 | : | : | 99.7 | : | : | | |
| Apr | : | : | 100.3 | : | 91.4 | 97.0 | 97.5 | 97.3 | : | : | 98.7 | : | 93.4 | 93.6 | : | : | 100.0 | : | : | | |
| May | : | : | 100.3 | : | 90.8 | 97.1 | 97.8 | 97.2 | : | : | 98.7 | : | 93.2 | 93.7 | : | : | 100.1 | : | : | | |
| Jun | : | : | 100.6 | : | 90.6 | 97.4 | 98.3 | 97.1 | : | : | 99.0 | : | 93.3 | 94.2 | : | : | 100.0 | : | : | | |
| Jul | : | : | 100.5 | : | 90.4 | : | 99.0 | : | : | : | 98.6 | : | 93.2 | 94.0 | : | : | 99.5 | : | : | | |
| Aug | : | : | 100.7 | : | 90.4 | : | 99.7 | : | : | : | 98.3 | : | 92.9 | 93.7 | : | : | 99.1 | : | : | | |
| Sep | : | : | 100.7 | : | 90.3 | : | 101.0 | : | : | : | 98.8 | : | 92.7 | 93.7 | : | : | 98.8 | : | : | | |
| Oct | : | : | 100.8 | : | 90.0 | : | 102.4 | : | : | : | 99.1 | : | 92.8 | 93.8 | : | : | 98.7 | : | : | | |
| Nov | : | : | 100.8 | : | 89.8 | : | 103.8 | : | : | : | 98.8 | : | 92.6 | 93.8 | : | : | 98.6 | : | : | | |
| Dec | : | : | : | : | 89.7 | : | 105.8 | : | : | : | 97.8 | : | 92.5 | 93.9 | : | : | 98.2 | : | : | | |
| 1998 Jan | : | : | : | : | : | : | : | : | : | : | 97.6 | : | 94.1 | : | : | : | 99.2 | : | : | | |
| Feb | : | : | : | : | : | : | : | : | : | : | 97.6 | : | : | : | : | : | 99.3 | : | : | | |
| Mar | : | : | : | : | : | : | : | : | : | : | : | : | : | : | : | : | 99.0 | : | : | | |

| | 0402 Investitionsgüterindustrie 1995 = 100 | | | | | | | | | | | | | | | Capital goods industry 1995 = 100 | | | Industries des biens d'investissement 1995 = 100 | | |
|----------|---|--------|-------|----|-------|-------|-------|-------|-------|-------|-------|----|-------|-------|-----|--------------------------------------|-------|----|--|--|--|
| | EU-15 | EUR-11 | B | DK | D | EL | E | F | IRL | I | L | NL | A | P | FIN | S | UK | US | JP | | |
| 1994 | 101.2 | : | 99.4 | : | 104.9 | 94.3 | 97.9 | 99.3 | 87.4 | 104.4 | 97.7 | : | 105.8 | 104.4 | : | : | 96.3 | : | : | | |
| 1995 | 100.0 | : | 100.0 | : | 100.0 | 100.0 | 100.0 | 100.0 | 100.0 | 100.0 | 100.0 | : | 100.0 | 100.0 | : | : | 100.0 | : | : | | |
| 1996 | 99.8 | : | 102.7 | : | 96.6 | 99.3 | 103.7 | 99.4 | 110.1 | 99.8 | 101.8 | : | 98.3 | 96.3 | : | : | 103.2 | : | : | | |
| 1997 | : | : | : | : | 93.4 | : | 112.2 | : | : | : | 104.4 | : | 99.9 | 95.2 | : | : | 104.4 | : | : | | |
| 1997 Jan | 99.1 | : | 102.7 | : | 94.4 | 101.1 | 106.2 | 99.0 | 113.6 | 97.9 | 102.6 | : | 97.9 | 95.2 | : | : | 103.8 | : | : | | |
| Feb | 99.3 | : | 102.7 | : | 94.2 | 102.8 | 107.1 | 98.9 | 114.9 | 98.9 | 102.4 | : | 98.5 | 95.0 | : | : | 103.5 | : | : | | |
| Mar | 99.2 | : | 102.5 | : | 93.8 | 101.3 | 108.0 | 98.9 | 115.8 | 98.3 | 102.4 | : | 99.9 | 95.2 | : | : | 103.8 | : | : | | |
| Apr | 99.1 | : | 102.5 | : | 93.4 | 99.1 | 108.8 | 98.8 | : | 98.5 | 102.5 | : | 100.2 | 94.6 | : | : | 104.0 | : | : | | |
| May | 99.1 | : | 102.5 | : | 93.1 | 96.9 | 109.9 | 98.9 | : | 98.4 | 103.2 | : | 100.2 | 95.1 | : | : | 104.1 | : | : | | |
| Jun | 99.4 | : | 102.1 | : | 93.1 | 95.2 | 111.2 | 98.9 | : | 98.4 | 103.7 | : | 100.4 | 95.0 | : | : | 104.6 | : | : | | |
| Jul | : | : | 101.7 | : | 93.1 | : | 112.6 | 99.0 | : | : | 104.6 | : | 101.3 | 95.3 | : | : | 105.0 | : | : | | |
| Aug | : | : | 101.3 | : | 92.9 | : | 114.0 | 99.1 | : | : | 105.7 | : | 100.4 | 95.4 | : | : | 104.7 | : | : | | |
| Sep | : | : | 101.4 | : | 92.8 | : | 115.2 | 99.2 | : | : | 105.2 | : | 100.2 | 95.7 | : | : | 104.6 | : | : | | |
| Oct | : | : | 101.3 | : | 93.3 | : | 116.4 | : | : | : | 106.1 | : | 99.8 | 95.4 | : | : | 105.0 | : | : | | |
| Nov | : | : | 101.5 | : | 93.1 | : | 117.5 | : | : | : | 107.0 | : | 100.2 | 95.4 | : | : | 105.0 | : | : | | |
| Dec | : | : | : | : | 92.9 | : | 118.3 | : | : | : | 107.3 | : | 100.2 | 95.8 | : | : | 105.2 | : | : | | |
| 1998 Jan | : | : | : | : | : | : | : | : | : | : | 108.4 | : | 101.3 | : | : | : | 105.2 | : | : | | |
| Feb | : | : | : | : | : | : | : | : | : | : | 109.4 | : | : | : | : | : | 105.2 | : | : | | |
| Mar | : | : | : | : | : | : | : | : | : | : | : | : | : | : | : | : | 104.8 | : | : | | |

Quelle : Industrienerhebungen

source : industrial surveys

source : enquêtes industrielles

ABHÄNGIG BESCHÄFTIGTE NACH INDUSTRIE-HAUPTGRUPPEN
EMPLOYEES BY INDUSTRIAL GROUPINGS
EMPLOI SALARIÉ PAR REGROUPEMENTS INDUSTRIELS



| | 0403 Industrie der dauerhaften Konsumgüter 1995 = 100 | | | | | | | | Durable consumer goods industry 1995 = 100 | | | | | Industries des biens de consommation durables 1995 = 100 | | | | | |
|----------|--|--------|-------|----|-------|-------|-------|-------|---|-------|-------|----|-------|---|-----|---|-------|----|----|
| | EU-15 | EUR-11 | B | DK | D | EL | E | F | IRL | I | L | NL | A | P | FIN | S | UK | US | JP |
| 1994 | 98.3 | : | 95.8 | : | 101.8 | 102.8 | 101.9 | 99.8 | : | 100.9 | 53.7 | : | 91.8 | 101.2 | : | : | 91.7 | : | : |
| 1995 | 100.0 | : | 100.0 | : | 100.0 | 100.0 | 100.0 | 100.0 | : | 100.0 | 100.0 | : | 100.0 | 100.0 | : | : | 100.0 | : | : |
| 1996 | 99.3 | : | 101.9 | : | 92.9 | 99.4 | 100.1 | 98.3 | : | 104.0 | 95.2 | : | 95.3 | 101.9 | : | : | 102.9 | : | : |
| 1997 | : | : | 97.1 | : | 87.7 | : | 107.3 | : | : | : | 91.9 | : | 89.7 | 101.5 | : | : | 102.4 | : | : |
| 1997 Jan | 97.9 | : | 99.2 | : | 89.8 | 98.6 | 104.5 | 97.1 | : | 101.0 | 93.9 | : | 93.3 | 101.6 | : | : | 102.1 | : | : |
| Feb | 97.8 | : | 98.7 | : | 89.0 | 98.4 | 106.0 | 96.9 | : | 100.2 | 93.3 | : | 92.5 | 101.6 | : | : | 101.9 | : | : |
| Mar | 97.5 | : | 98.3 | : | 88.7 | 98.6 | 106.3 | 96.7 | : | 99.5 | 93.5 | : | 88.9 | 100.5 | : | : | 102.3 | : | : |
| Apr | 97.8 | : | 98.2 | : | 88.5 | 98.8 | 106.3 | 96.4 | : | 99.4 | 92.5 | : | 89.3 | 100.6 | : | : | 102.5 | : | : |
| May | 97.6 | : | 97.8 | : | 88.0 | 99.2 | 106.5 | 96.1 | : | 99.5 | 91.5 | : | 89.1 | 99.9 | : | : | 102.8 | : | : |
| Jun | 97.6 | : | 97.4 | : | 87.6 | 100.3 | 107.4 | 95.8 | : | 99.1 | 90.8 | : | 88.8 | 101.6 | : | : | 103.2 | : | : |
| Jul | : | : | 96.7 | : | 87.4 | : | 108.6 | 95.6 | : | : | 90.6 | : | 88.7 | 102.9 | : | : | 101.9 | : | : |
| Aug | : | : | 96.7 | : | 87.0 | : | 109.4 | 95.3 | : | : | 91.4 | : | 88.7 | 101.6 | : | : | 101.5 | : | : |
| Sep | : | : | 96.2 | : | 87.1 | : | 109.1 | 95.0 | : | : | 90.6 | : | 89.5 | 101.2 | : | : | 102.4 | : | : |
| Oct | : | : | 95.9 | : | 86.9 | : | 108.4 | : | : | : | 92.0 | : | 89.1 | 102.3 | : | : | 102.7 | : | : |
| Nov | : | : | 95.6 | : | 86.5 | : | 107.8 | : | : | : | 91.7 | : | 89.4 | 102.9 | : | : | 103.2 | : | : |
| Dec | : | : | 94.8 | : | 86.4 | : | 107.1 | : | : | : | 91.3 | : | 89.3 | 101.8 | : | : | 102.9 | : | : |
| 1998 Jan | : | : | 94.6 | : | : | : | : | : | : | : | 93.4 | : | 89.4 | : | : | : | 103.3 | : | : |
| Feb | : | : | : | : | : | : | : | : | : | : | 92.3 | : | : | : | : | : | 103.1 | : | : |
| Mar | : | : | : | : | : | : | : | : | : | : | : | : | : | : | : | : | 102.9 | : | : |

| | 0404 Industrie der nichtdauerhaften Konsumgüter 1995 = 100 | | | | | | | | Non-durable consumer goods industry 1995 = 100 | | | | | Industries des biens de consommation non durables 1995 = 100 | | | | | |
|----------|---|--------|-------|----|-------|-------|-------|-------|---|-------|-------|----|-------|---|-----|---|-------|----|----|
| | EU-15 | EUR-11 | B | DK | D | EL | E | F | IRL | I | L | NL | A | P | FIN | S | UK | US | JP |
| 1994 | 102.3 | : | 95.5 | : | 105.1 | 105.4 | 100.8 | 101.3 | : | 100.9 | 98.7 | : | 113.0 | 105.3 | : | : | 100.8 | : | : |
| 1995 | 100.0 | : | 100.0 | : | 100.0 | 100.0 | 100.0 | 100.0 | : | 100.0 | 100.0 | : | 100.0 | 100.0 | : | : | 100.0 | : | : |
| 1996 | 98.8 | : | 97.9 | : | 97.1 | 94.2 | 99.8 | 97.9 | : | 104.0 | 96.6 | : | 95.9 | 93.9 | : | : | 99.2 | : | : |
| 1997 | : | : | 97.3 | : | 92.8 | : | 100.6 | : | : | : | 97.3 | : | 91.6 | 89.6 | : | : | 99.9 | : | : |
| 1997 Jan | 97.5 | : | 97.6 | : | 94.1 | 91.1 | 100.0 | 96.8 | : | 101.0 | 96.5 | : | 92.7 | 91.4 | : | : | 100.1 | : | : |
| Feb | 97.2 | : | 97.3 | : | 93.9 | 90.7 | 99.7 | 96.8 | : | 100.2 | 96.7 | : | 92.9 | 90.5 | : | : | 100.0 | : | : |
| Mar | 97.2 | : | 97.3 | : | 93.7 | 90.6 | 100.0 | 96.7 | : | 99.5 | 96.7 | : | 92.4 | 90.2 | : | : | 100.2 | : | : |
| Apr | 97.2 | : | 97.2 | : | 93.5 | 90.6 | 100.4 | 96.7 | : | 99.4 | 97.0 | : | 92.3 | 90.1 | : | : | 100.3 | : | : |
| May | 97.3 | : | 96.9 | : | 93.4 | 90.3 | 100.8 | 96.7 | : | 99.5 | 97.1 | : | 91.9 | 89.9 | : | : | 100.3 | : | : |
| Jun | 97.0 | : | 97.0 | : | 93.0 | 88.3 | 100.9 | 96.5 | : | 99.1 | 97.6 | : | 91.6 | 89.6 | : | : | 100.2 | : | : |
| Jul | : | : | 97.1 | : | 92.6 | : | 100.9 | 96.3 | : | : | 97.5 | : | 92.0 | 89.8 | : | : | 99.8 | : | : |
| Aug | : | : | 96.9 | : | 92.4 | : | 100.9 | 96.2 | : | : | 97.8 | : | 91.5 | 88.9 | : | : | 99.6 | : | : |
| Sep | : | : | 97.2 | : | 92.2 | : | 100.9 | 96.1 | : | : | 97.6 | : | 91.2 | 88.9 | : | : | 99.2 | : | : |
| Oct | : | : | 97.3 | : | 91.9 | : | 100.9 | : | : | : | 97.7 | : | 91.2 | 88.5 | : | : | 99.6 | : | : |
| Nov | : | : | 97.8 | : | 91.6 | : | 100.9 | : | : | : | 97.6 | : | 90.2 | 88.9 | : | : | 99.7 | : | : |
| Dec | : | : | 97.8 | : | 91.5 | : | 101.8 | : | : | : | 97.5 | : | 89.5 | 88.9 | : | : | 99.5 | : | : |
| 1998 Jan | : | : | 97.2 | : | : | : | : | : | : | : | 97.0 | : | 89.5 | : | : | : | 99.8 | : | : |
| Feb | : | : | : | : | : | : | : | : | : | : | 96.9 | : | : | : | : | : | 99.7 | : | : |
| Mar | : | : | : | : | : | : | : | : | : | : | : | : | : | : | : | : | 99.8 | : | : |

Quelle : Industrieerhebungen

source : industrial surveys

source : enquêtes industrielles

ABHÄNGIG BESCHÄFTIGTE NACH AKTIVITÄTEN
EMPLOYEES BY ACTIVITY
EMPLOI SALARIÉ PAR ACTIVITÉ



| | 0501 Ernährungsgewerbe 1995 = 100 | | | | | | | | | | Manufacture of food products and beverage 1995 = 10 NACE Rev.1 15 | | | | | Industries alimentaire 1995 = 100 | | | |
|----------|--------------------------------------|--------|-------|----|-------|-------|-------|-------|-------|---|--|-------|-------|-------|-----|--------------------------------------|----|----|----|
| | EU-15 | EUR-11 | B | DK | D | EL | E | F | IRL | I | L | NL | A | P | FIN | S | UK | US | JP |
| 1994 | : | : | 89.8 | : | 101.8 | 101.5 | 101.9 | 100.8 | 98.8 | : | 94.2 | 105.0 | 105.4 | 109.0 | : | : | : | : | : |
| 1995 | : | : | 100.0 | : | 100.0 | 100.0 | 100.0 | 100.0 | 100.0 | : | 100.0 | 100.0 | 100.0 | 100.0 | : | : | : | : | : |
| 1996 | : | : | 103.2 | : | 98.5 | 97.1 | 103.2 | 99.6 | : | : | 97.9 | : | 98.5 | 94.2 | : | : | : | : | : |
| 1997 | : | : | 104.1 | : | 95.5 | : | 101.0 | : | : | : | 98.7 | : | 95.4 | 94.0 | : | : | : | : | : |
| 1996 Dec | : | : | 103.7 | : | 97.8 | : | 102.3 | 99.6 | : | : | 98.4 | : | 97.3 | 94.3 | : | : | : | : | : |
| 1997 Jan | : | : | 104.2 | : | 97.0 | : | 100.6 | 99.6 | : | : | 98.4 | : | 97.7 | 95.0 | : | : | : | : | : |
| Feb | : | : | 104.3 | : | 96.6 | : | 99.3 | 99.6 | : | : | 97.5 | : | 96.9 | 94.5 | : | : | : | : | : |
| Mar | : | : | 104.2 | : | 96.2 | : | 99.4 | 99.8 | : | : | 97.4 | : | 96.5 | 94.2 | : | : | : | : | : |
| Apr | : | : | 104.1 | : | 96.2 | : | 99.7 | 99.9 | : | : | 98.0 | : | 96.5 | 95.3 | : | : | : | : | : |
| May | : | : | 103.9 | : | 95.9 | : | 100.0 | 100.0 | : | : | 98.1 | : | 96.2 | 95.1 | : | : | : | : | : |
| Jun | : | : | 104.0 | : | 95.7 | : | 100.1 | 100.1 | : | : | 99.9 | : | 95.7 | 94.8 | : | : | : | : | : |
| Jul | : | : | 103.5 | : | 95.3 | : | 100.1 | 100.2 | : | : | 99.4 | : | 95.3 | 94.4 | : | : | : | : | : |
| Aug | : | : | 103.3 | : | 95.0 | : | 100.3 | 100.3 | : | : | 100.9 | : | 94.9 | 93.5 | : | : | : | : | : |
| Sep | : | : | 104.0 | : | 95.0 | : | 101.3 | 100.3 | : | : | 99.4 | : | 94.6 | 93.4 | : | : | : | : | : |
| Oct | : | : | 104.2 | : | 94.7 | : | 102.5 | : | : | : | 98.9 | : | 93.5 | 92.8 | : | : | : | : | : |
| Nov | : | : | 104.8 | : | 94.5 | : | 103.7 | : | : | : | 98.8 | : | 93.4 | 92.6 | : | : | : | : | : |
| Dec | : | : | 104.9 | : | 94.5 | : | 105.1 | : | : | : | 98.3 | : | 93.5 | 92.5 | : | : | : | : | : |
| 1998 Jan | : | : | 104.1 | : | : | : | : | : | : | : | 96.2 | : | 92.1 | : | : | : | : | : | : |
| Feb | : | : | : | : | : | : | : | : | : | : | 96.1 | : | : | : | : | : | : | : | : |

| | 0502 Textilgewerbe 1995 = 100 | | | | | | | | | | Manufacture of textile 1995 = 100 NACE Rev.1 17 | | | | | Industrie textile 1995 = 100 | | | |
|----------|----------------------------------|--------|-------|----|-------|-------|-------|-------|-------|-------|---|-------|-------|-------|-------|---------------------------------|-------|-------|-------|
| | EU-15 | EUR-11 | B | DK | D | EL | E | F | IRL | I | L | NL | A | P | FIN | S | UK | US | JP |
| 1994 | 103.3 | : | 99.3 | : | 106.2 | 96.8 | 104.8 | 102.1 | 101.3 | 102.6 | 100.3 | 104.8 | 104.8 | 105.0 | 98.3 | : | 102.6 | 102.6 | 105.8 |
| 1995 | 100.0 | : | 100.0 | : | 100.0 | 100.0 | 100.0 | 100.0 | 100.0 | 100.0 | 100.0 | 100.0 | 100.0 | 100.0 | 100.0 | : | 100.0 | 100.0 | 100.0 |
| 1996 | : | : | 90.8 | : | 91.0 | 96.9 | 82.8 | 95.2 | : | : | 98.8 | : | 97.3 | 92.7 | : | : | 100.3 | 94.2 | 92.9 |
| 1997 | : | : | 90.3 | : | 85.9 | : | 84.3 | : | : | : | 96.9 | : | 87.7 | : | : | : | 102.7 | 92.0 | 90.2 |
| 1997 Jan | : | : | 89.8 | : | 87.3 | 91.8 | 79.6 | 92.6 | : | : | 99.1 | : | 89.0 | 89.4 | : | : | 104.7 | 93.1 | 90.6 |
| Feb | : | : | 89.7 | : | 86.9 | 91.4 | 77.8 | 92.2 | : | : | 99.4 | : | 89.2 | 88.5 | : | : | 104.1 | 92.7 | 90.4 |
| Mar | : | : | 89.9 | : | 86.5 | 92.1 | 79.3 | 92.2 | : | : | 99.3 | : | 87.9 | : | : | : | 103.4 | 92.7 | 90.3 |
| Apr | : | : | 90.1 | : | 86.3 | 92.9 | 81.2 | 92.3 | : | : | 99.2 | : | 88.4 | 86.6 | : | : | 104.2 | 92.3 | 90.4 |
| May | : | : | 90.2 | : | 86.3 | 93.7 | 83.0 | 92.4 | : | : | 99.4 | : | 88.4 | 86.5 | : | : | 103.3 | 92.2 | 90.9 |
| Jun | : | : | 90.3 | : | 85.9 | 94.7 | 83.6 | 92.1 | : | : | 96.2 | : | 87.6 | 86.7 | : | : | 102.7 | 92.0 | 90.7 |
| Jul | : | : | 90.8 | : | 85.8 | : | 84.0 | 91.7 | : | : | 95.7 | : | 87.9 | 86.4 | : | : | 102.9 | 92.1 | 90.3 |
| Aug | : | : | 90.4 | : | 85.7 | : | 84.7 | 91.3 | : | : | 95.3 | : | 87.4 | 86.1 | : | : | 103.2 | 91.6 | 90.1 |
| Sep | : | : | 90.6 | : | 85.5 | : | 86.4 | 91.0 | : | : | 95.2 | : | 87.0 | 85.5 | : | : | 102.1 | 91.5 | 89.9 |
| Oct | : | : | 90.5 | : | 85.2 | : | 88.4 | : | : | : | 94.8 | : | 86.8 | 85.2 | : | : | 101.0 | 91.2 | 89.7 |
| Nov | : | : | 90.6 | : | 85.1 | : | 90.3 | : | : | : | 94.4 | : | 86.4 | 85.8 | : | : | 100.9 | 91.2 | 89.6 |
| Dec | : | : | 90.6 | : | 84.9 | : | 93.5 | : | : | : | 94.7 | : | 86.1 | 86.0 | : | : | 100.5 | 91.5 | 89.4 |
| 1998 Jan | : | : | 90.3 | : | : | : | : | : | : | : | 94.7 | : | 85.2 | : | : | : | 100.7 | : | : |
| Feb | : | : | : | : | : | : | : | : | : | : | 94.8 | : | : | : | : | : | 99.9 | : | : |
| Mar | : | : | : | : | : | : | : | : | : | : | : | : | : | : | : | : | 99.7 | : | : |

Quelle : Industrierehebungen

source : industrial surveys

source : enquêtes industrielles

ABHÄNGIG BESCHÄFTIGTE NACH AKTIVITÄTEN
EMPLOYEES BY ACTIVITY
EMPLOI SALARIÉ PAR ACTIVITÉ



| | | Bekleidungs-gewerbe 0503 1995 = 100 | | | | | | | | | | Manufacture of wearing apparel 1995 = 100 NACE Rev.1 18 | | | | | Industrie de l'habillement et des fourmures 1995 = 100 | | | |
|------|-----|--|--------|-------|----|-------|-------|-------|-------|-----|---|--|-------|-------|-------|-----|--|-------|-------|----|
| | | EU-15 | EUR-11 | B | DK | D | EL | E | F | IRL | I | L | NL | A | P | FIN | S | UK | US | JP |
| 1994 | | : | : | 113.3 | : | 113.8 | 125.2 | 100.5 | 105.3 | : | : | 124.4 | 108.6 | 114.5 | 103.4 | : | : | 103.8 | 105.0 | : |
| 1995 | | : | : | 100.0 | : | 100.0 | 100.0 | 100.0 | 100.0 | : | : | 100.0 | 100.0 | 100.0 | 100.0 | : | : | 100.0 | 100.0 | : |
| 1996 | | : | : | 91.3 | : | 88.9 | 87.9 | 97.4 | 95.0 | : | : | 8.3 | : | 90.4 | 91.6 | : | : | 96.0 | 91.3 | : |
| 1997 | | : | : | 84.3 | : | 80.2 | : | 101.8 | : | : | : | : | : | 81.7 | : | : | : | 97.7 | 85.6 | : |
| 1997 | Jan | : | : | 87.4 | : | 83.4 | 81.6 | 102.4 | 92.8 | : | : | : | : | 84.3 | 85.9 | : | : | 98.1 | 88.3 | : |
| | Feb | : | : | 86.7 | : | 82.7 | 79.7 | 102.1 | 92.9 | : | : | : | : | 82.9 | 85.5 | : | : | 98.3 | 87.5 | : |
| | Mar | : | : | 86.2 | : | 82.0 | 80.1 | 102.2 | 92.8 | : | : | : | : | 83.0 | : | : | : | 97.8 | 87.0 | : |
| | Apr | : | : | 85.6 | : | 81.6 | 80.9 | 102.5 | 92.7 | : | : | : | : | 82.7 | 85.1 | : | : | 99.3 | 86.5 | : |
| | May | : | : | 85.0 | : | 80.9 | 81.7 | 102.7 | 92.5 | : | : | : | : | 82.7 | 84.5 | : | : | 99.3 | 86.3 | : |
| | Jun | : | : | 84.5 | : | 80.4 | 82.9 | 102.7 | 91.9 | : | : | : | : | 82.3 | 83.6 | : | : | 99.0 | 85.9 | : |
| | Jul | : | : | 84.1 | : | 79.5 | : | 102.6 | 91.1 | : | : | : | : | 81.8 | 84.0 | : | : | 98.3 | 85.4 | : |
| | Aug | : | : | 83.6 | : | 79.2 | : | 102.3 | 90.2 | : | : | : | : | 81.0 | 83.1 | : | : | 97.8 | 84.9 | : |
| | Sep | : | : | 83.1 | : | 78.8 | : | 101.4 | 88.9 | : | : | : | : | 80.8 | 83.0 | : | : | 96.7 | 84.2 | : |
| | Oct | : | : | 82.6 | : | 78.4 | : | 100.2 | : | : | : | : | : | 80.2 | 82.8 | : | : | 96.7 | 84.1 | : |
| | Nov | : | : | 82.1 | : | 77.7 | : | 99.2 | : | : | : | : | : | 79.5 | 83.5 | : | : | 96.3 | 83.6 | : |
| | Dec | : | : | 81.7 | : | 77.2 | : | 98.9 | : | : | : | : | : | 79.2 | 83.2 | : | : | 94.6 | 83.3 | : |
| 1998 | Jan | : | : | 81.2 | : | : | : | : | : | : | : | : | : | 78.9 | : | : | : | 95.8 | : | : |
| | Feb | : | : | : | : | : | : | : | : | : | : | : | : | : | : | : | : | 95.4 | : | : |
| | Mar | : | : | : | : | : | : | : | : | : | : | : | : | : | : | : | : | 94.8 | : | : |

| | | Chemische Industrie 0504 1995 = 100 | | | | | | | | | | Manufacture of chemicals and chemical products 1995 = 100 NACE Rev.1 24 | | | | | Industrie chimique 1995 = 100 | | | |
|------|-----|--|--------|-------|----|-------|-------|-------|-------|-------|-------|--|-------|-------|-------|-----|----------------------------------|-------|-------|-------|
| | | EU-15 | EUR-11 | B | DK | D | EL | E | F | IRL | I | L | NL | A | P | FIN | S | UK | US | JP |
| 1994 | | 102.6 | : | 94.9 | : | 105.2 | 100.2 | 103.0 | 100.2 | 94.7 | 106.3 | 100.6 | 105.2 | 101.7 | 107.5 | : | : | 98.2 | 99.5 | 102.0 |
| 1995 | | 100.0 | : | 100.0 | : | 100.0 | 100.0 | 100.0 | 100.0 | 100.0 | 100.0 | 100.0 | 100.0 | 100.0 | 100.0 | : | : | 100.0 | 100.0 | 100.0 |
| 1996 | | : | : | 100.5 | : | 97.4 | 100.8 | 105.5 | 98.5 | 107.6 | : | 100.8 | : | 97.0 | 98.3 | : | : | 97.4 | 99.0 | 98.1 |
| 1997 | | : | : | 100.7 | : | 93.6 | : | 107.3 | : | : | : | 106.1 | : | 104.3 | 93.7 | : | : | 94.6 | 83.8 | 96.3 |
| 1997 | Jan | : | : | 100.6 | : | 95.6 | 99.2 | 102.5 | 98.4 | 112.0 | : | 103.5 | : | 104.3 | 96.1 | : | : | 95.8 | 99.0 | 96.9 |
| | Feb | : | : | 100.2 | : | 95.1 | 98.7 | 100.5 | 98.5 | 112.7 | : | 104.7 | : | 104.1 | 94.5 | : | : | 95.3 | 99.1 | 96.8 |
| | Mar | : | : | 100.3 | : | 94.9 | 98.5 | 103.5 | 98.5 | 113.3 | : | 104.7 | : | 104.0 | 94.1 | : | : | 95.1 | 98.9 | 96.8 |
| | Apr | : | : | 100.4 | : | 94.7 | 98.3 | 107.4 | 98.4 | : | : | 104.4 | : | 104.4 | 94.0 | : | : | 95.3 | 98.4 | 96.5 |
| | May | : | : | 100.4 | : | 94.4 | 98.2 | 110.5 | 98.3 | : | : | 105.1 | : | 104.2 | 93.6 | : | : | 95.2 | 97.7 | 95.5 |
| | Jun | : | : | 100.7 | : | 94.2 | 98.4 | 109.7 | 98.3 | : | : | 109.1 | : | 104.3 | 94.0 | : | : | 95.2 | 96.5 | 96.5 |
| | Jul | : | : | 100.7 | : | 92.5 | : | 108.2 | 98.3 | : | : | 105.7 | : | 104.3 | 93.5 | : | : | 94.7 | 96.1 | 96.2 |
| | Aug | : | : | 100.9 | : | 92.4 | : | 107.0 | 98.3 | : | : | 105.3 | : | 104.3 | 93.2 | : | : | 94.4 | 95.9 | 96.2 |
| | Sep | : | : | 100.9 | : | 92.5 | : | 107.7 | 98.3 | : | : | 107.3 | : | 104.1 | 93.3 | : | : | 93.9 | 96.7 | 96.0 |
| | Oct | : | : | 101.1 | : | 92.4 | : | 108.8 | : | : | : | 107.5 | : | 104.4 | 92.9 | : | : | 93.8 | 41.4 | 96.0 |
| | Nov | : | : | 101.2 | : | 92.2 | : | 110.0 | : | : | : | 107.6 | : | 104.7 | 92.6 | : | : | 93.7 | 42.0 | 96.0 |
| | Dec | : | : | 101.5 | : | 92.0 | : | 111.9 | : | : | : | 108.1 | : | 104.5 | 93.0 | : | : | 93.1 | 42.6 | 95.8 |
| 1998 | Jan | : | : | 101.6 | : | : | : | : | : | : | : | 108.5 | : | 104.8 | : | : | : | 93.8 | : | : |
| | Feb | : | : | : | : | : | : | : | : | : | : | 106.8 | : | : | : | : | : | 93.8 | : | : |
| | Mar | : | : | : | : | : | : | : | : | : | : | : | : | : | : | : | : | 94.1 | : | : |

Quelle : Industrieerhebungen

source : industrial surveys

source : enquêtes industrielles

ABHÄNGIG BESCHÄFTIGTE NACH AKTIVITÄTEN
EMPLOYEES BY ACTIVITY
EMPLOI SALARIÉ PAR ACTIVITÉ



| | 0505 Herstellung von Gummi- und Kunststoffwaren 1995 = 100 | | | | | | | | | | Manufacture of rubber and plastic products 1995 = 100 NACE Rev.1 25 | | | | | Industrie du caoutchouc et des plastiques 1995 = 100 | | | |
|----------|---|--------|-------|----|-------|-------|-------|-------|-------|---|---|-------|-------|-------|-----|---|-------|----|----|
| | EU-15 | EUR-11 | B | DK | D | EL | E | F | IRL | I | L | NL | A | P | FIN | S | UK | US | JP |
| 1994 | 97.7 | : | 90.9 | : | 98.4 | 114.3 | 99.5 | 98.6 | 93.8 | : | 97.5 | 102.0 | 98.2 | 104.0 | : | 106.0 | 91.5 | : | : |
| 1995 | 100.0 | : | 100.0 | : | 100.0 | 100.0 | 100.0 | 100.0 | 100.0 | : | 100.0 | 100.0 | 100.0 | 100.0 | : | 100.0 | 100.0 | : | : |
| 1996 | 98.0 | : | 101.5 | : | 96.2 | 93.9 | 93.8 | 98.8 | 103.3 | : | 102.9 | : | 99.4 | 100.0 | : | 100.2 | 101.3 | : | : |
| 1997 | : | : | 102.8 | : | 94.3 | : | 103.0 | : | : | : | 102.0 | : | 92.6 | : | : | : | 100.7 | : | : |
| 1997 Jan | 97.5 | : | 101.8 | : | 94.6 | 94.2 | 95.9 | 99.6 | 105.6 | : | 101.9 | : | 91.8 | 99.4 | : | 97.1 | 102.0 | : | : |
| Feb | 97.4 | : | 102.1 | : | 94.3 | 93.7 | 94.6 | 99.8 | 105.8 | : | 101.4 | : | 91.3 | 98.6 | : | 96.3 | 101.6 | : | : |
| Mar | 97.5 | : | 102.2 | : | 94.3 | 93.5 | 94.8 | 99.6 | 105.8 | : | 101.7 | : | 92.1 | 97.8 | : | 96.9 | 101.7 | : | : |
| Apr | 97.4 | : | 102.4 | : | 93.9 | 93.4 | 95.2 | 99.4 | : | : | 101.8 | : | 92.2 | 98.0 | : | 97.7 | 101.2 | : | : |
| May | 97.4 | : | 102.5 | : | 93.9 | 93.6 | 96.2 | 99.3 | : | : | 102.0 | : | 92.4 | 97.5 | : | 93.6 | 101.0 | : | : |
| Jun | 97.6 | : | 102.8 | : | 94.0 | 95.2 | 100.3 | 99.4 | : | : | 102.0 | : | 92.9 | : | : | 99.8 | 101.2 | : | : |
| Jul | : | : | 102.7 | : | 94.0 | : | 105.0 | 99.5 | : | : | 101.9 | : | 92.8 | 97.8 | : | 101.0 | 100.4 | : | : |
| Aug | : | : | 102.9 | : | 94.3 | : | 109.4 | 99.7 | : | : | 101.3 | : | 91.8 | 97.4 | : | 102.3 | 100.4 | : | : |
| Sep | : | : | 103.0 | : | 94.5 | : | 110.5 | 99.6 | : | : | 102.3 | : | 92.8 | 98.8 | : | 103.7 | 99.7 | : | : |
| Oct | : | : | 103.1 | : | 94.7 | : | 111.1 | : | : | : | 102.4 | : | 93.7 | : | : | : | 100.1 | : | : |
| Nov | : | : | 103.1 | : | 94.8 | : | 111.5 | : | : | : | 102.6 | : | 93.6 | : | : | : | 99.8 | : | : |
| Dec | : | : | 103.3 | : | 94.8 | : | 112.2 | : | : | : | 102.6 | : | 93.2 | : | : | : | 98.9 | : | : |
| 1998 Jan | : | : | 103.1 | : | : | : | : | : | : | : | 102.6 | : | 94.1 | : | : | : | 100.1 | : | : |
| Feb | : | : | : | : | : | : | : | : | : | : | 103.0 | : | : | : | : | : | 100.1 | : | : |
| Mar | : | : | : | : | : | : | : | : | : | : | : | : | : | : | : | : | 99.8 | : | : |

| | 0506 Metallherzeugung und -bearbeitung 1995 = 100 | | | | | | | | | | Manufacture of basic metals 1995 = 100 NACE Rev.1 27 | | | | | Métallurgie 1995 = 100 | | | |
|----------|--|--------|-------|----|-------|-------|-------|-------|-------|-------|--|-------|-------|-------|-------|---------------------------|-------|-------|-------|
| | EU-15 | EUR-11 | B | DK | D | EL | E | F | IRL | I | L | NL | A | P | FIN | S | UK | US | JP |
| 1994 | 103.1 | : | 97.4 | : | 105.3 | 97.4 | 102.8 | 98.8 | 100.0 | 109.3 | 111.6 | 102.4 | 95.8 | 109.3 | 88.2 | 100.8 | 97.1 | 97.1 | 104.3 |
| 1995 | 100.0 | : | 100.0 | : | 100.0 | 100.0 | 100.0 | 100.0 | 100.0 | 100.0 | 100.0 | 100.0 | 100.0 | 100.0 | 100.0 | 100.0 | 100.0 | 100.0 | 100.0 |
| 1996 | : | : | 99.6 | : | 94.5 | 98.9 | 95.7 | 98.8 | : | : | 98.1 | : | 93.2 | 90.7 | : | 101.8 | 101.6 | 100.1 | 96.0 |
| 1997 | : | : | 97.0 | : | 91.2 | : | 95.7 | : | : | : | 91.9 | : | 93.4 | : | : | : | 101.1 | 100.6 | 93.1 |
| 1997 Jan | : | : | 99.4 | : | 92.4 | 95.7 | 94.9 | 95.1 | : | : | 93.8 | : | 92.2 | 94.5 | : | 98.7 | 100.9 | 99.9 | 94.5 |
| Feb | : | : | 98.7 | : | 91.9 | 95.0 | 94.4 | 95.1 | : | : | 93.2 | : | 92.4 | 93.0 | : | 98.4 | 100.5 | 99.9 | 94.3 |
| Mar | : | : | 98.8 | : | 91.3 | 94.9 | 95.3 | 94.9 | : | : | 92.8 | : | 91.9 | 91.7 | : | 98.7 | 101.1 | 100.0 | 94.1 |
| Apr | : | : | 96.9 | : | 91.2 | 95.0 | 96.7 | 94.8 | : | : | 92.2 | : | 93.4 | : | : | 99.1 | 101.0 | 100.2 | 93.7 |
| May | : | : | 96.9 | : | 91.0 | 95.1 | 97.7 | 94.6 | : | : | 92.0 | : | 93.1 | 90.9 | : | 99.5 | 101.4 | 100.0 | 93.4 |
| Jun | : | : | 97.3 | : | 91.1 | 94.8 | 97.2 | 94.6 | : | : | 91.7 | : | 93.5 | 92.2 | : | 99.4 | 101.6 | 100.1 | 93.3 |
| Jul | : | : | 96.9 | : | 90.8 | : | 96.3 | 94.5 | : | : | 91.6 | : | 94.0 | 91.9 | : | 99.3 | 101.5 | 100.5 | 92.9 |
| Aug | : | : | 97.1 | : | 91.1 | : | 95.6 | 94.5 | : | : | 91.4 | : | 94.3 | : | : | 99.4 | 100.6 | 100.8 | 92.5 |
| Sep | : | : | 96.4 | : | 90.9 | : | 95.2 | 94.6 | : | : | 91.5 | : | 93.7 | 91.0 | : | 101.2 | 101.5 | 100.6 | 92.3 |
| Oct | : | : | 94.9 | : | 90.8 | : | 95.0 | : | : | : | 91.2 | : | 94.1 | : | : | : | 101.6 | 101.2 | 92.1 |
| Nov | : | : | 95.1 | : | 90.9 | : | 95.0 | : | : | : | 91.0 | : | 94.1 | : | : | : | 100.9 | 101.7 | 91.9 |
| Dec | : | : | 95.6 | : | 91.0 | : | 95.5 | : | : | : | 90.9 | : | 94.4 | : | : | : | 100.5 | 102.0 | 91.5 |
| 1998 Jan | : | : | 95.0 | : | : | : | : | : | : | : | 90.8 | : | 95.4 | : | : | : | 100.8 | : | : |
| Feb | : | : | : | : | : | : | : | : | : | : | 90.5 | : | : | : | : | : | 100.4 | : | : |
| Mar | : | : | : | : | : | : | : | : | : | : | : | : | : | : | : | : | 99.9 | : | : |

Quelle : Industrienerhebungen

source : industrial surveys

source : enquêtes industrielles

ABHÄNGIG BESCHÄFTIGTE NACH AKTIVITÄTEN
EMPLOYEES BY ACTIVITY
EMPLOI SALARIÉ PAR ACTIVITÉ



| | Maschinenbau 0507 1995 = 100 | | | | | | | | | | Manufacture of machinery and equipment 1995 = 100 NACE Rev.1 29 | | | | | Fabrication de machines et équipements 1995 = 100 | | | | |
|----------|---------------------------------|--------|-------|----|-------|-------|-------|-------|-------|-------|--|-------|-------|-------|-------|---|-------|----|----|--|
| | EU-15 | EUR-11 | B | DK | D | EL | E | F | IRL | I | L | NL | A | P | FIN | S | UK | US | JP | |
| 1994 | 100.0 | : | 97.1 | : | 105.1 | 90.1 | 96.0 | 98.0 | 91.1 | 99.1 | 102.6 | 100.6 | 97.8 | 104.5 | 82.6 | 93.9 | 96.6 | : | : | |
| 1995 | 100.0 | : | 100.0 | : | 100.0 | 100.0 | 100.0 | 100.0 | 100.0 | 100.0 | 100.0 | 100.0 | 100.0 | 100.0 | 100.0 | 100.0 | 100.0 | : | : | |
| 1996 | : | : | 100.0 | : | 96.6 | 101.6 | 108.7 | 100.0 | : | : | 102.4 | : | 100.9 | 97.6 | : | 103.7 | 100.1 | : | : | |
| 1997 | : | : | 98.8 | : | 93.6 | : | 116.7 | : | : | : | 103.4 | : | 100.8 | : | : | : | 100.4 | : | : | |
| 1997 Jan | : | : | 99.0 | : | 94.3 | 100.3 | 111.7 | 99.5 | : | : | 102.6 | : | 100.2 | 97.8 | : | 103.2 | 100.1 | : | : | |
| Feb | : | : | 99.2 | : | 94.2 | 100.2 | 112.3 | 99.3 | : | : | 102.5 | : | 100.4 | : | : | 102.9 | 99.5 | : | : | |
| Mar | : | : | 99.4 | : | 93.9 | 100.4 | 112.9 | 99.2 | : | : | 102.2 | : | 100.3 | 97.0 | : | 102.8 | 99.9 | : | : | |
| Apr | : | : | 98.9 | : | 94.0 | 100.8 | 113.5 | 99.1 | : | : | 102.2 | : | 100.8 | 96.3 | : | 102.6 | 100.2 | : | : | |
| May | : | : | 98.5 | : | 93.6 | 101.3 | 114.5 | 99.0 | : | : | 102.7 | : | 100.9 | 95.5 | : | 102.5 | 100.0 | : | : | |
| Jun | : | : | 98.3 | : | 93.4 | 101.7 | 116.4 | 99.0 | : | : | 102.3 | : | 101.0 | 97.0 | : | 102.0 | 100.4 | : | : | |
| Jul | : | : | 98.5 | : | 93.4 | : | 118.7 | 98.9 | : | : | 103.8 | : | 101.2 | 96.9 | : | 101.6 | 101.1 | : | : | |
| Aug | : | : | 98.3 | : | 93.3 | : | 120.6 | 98.8 | : | : | 103.8 | : | 101.0 | 98.4 | : | 101.1 | 100.7 | : | : | |
| Sep | : | : | 98.4 | : | 93.2 | : | 120.3 | 98.7 | : | : | 103.3 | : | 101.0 | : | : | 100.8 | 100.6 | : | : | |
| Oct | : | : | 98.7 | : | 93.2 | : | 119.5 | : | : | : | 104.4 | : | 100.5 | 99.3 | : | : | 100.9 | : | : | |
| Nov | : | : | 99.2 | : | 93.1 | : | 119.1 | : | : | : | 105.0 | : | 101.5 | 99.9 | : | : | 100.9 | : | : | |
| Dec | : | : | 99.1 | : | 93.0 | : | 120.0 | : | : | : | 105.9 | : | 100.9 | 99.2 | : | : | 100.8 | : | : | |
| 1998 Jan | : | : | 100.3 | : | : | : | : | : | : | : | 106.6 | : | 101.1 | : | : | : | 99.9 | : | : | |
| Feb | : | : | : | : | : | : | : | : | : | : | 106.7 | : | : | : | : | : | 100.1 | : | : | |
| Mar | : | : | : | : | : | : | : | : | : | : | : | : | : | : | : | : | 99.7 | : | : | |

| | Herstellung von Geräten der 0508 Elektrizitätserzeugung, -verteilung u. ä.- 1995 = 100 | | | | | | | | | | Manufacture of electrical machinery and apparatus 1995 = 100 NACE Rev.1 31 | | | | | Fabrication de machines et appareils électriques 1995 = 100 | | | | |
|----------|--|--------|-------|----|-------|-------|-------|-------|-----|---|---|-------|-------|-------|-------|---|-------|----|----|--|
| | EU-15 | EUR-11 | B | DK | D | EL | E | F | IRL | I | L | NL | A | P | FIN | S | UK | US | JP | |
| 1994 | 100.2 | : | 97.9 | : | 101.9 | 100.5 | 101.0 | 98.2 | : | : | 88.6 | 95.1 | 100.0 | 94.2 | 187.2 | : | 92.8 | : | : | |
| 1995 | 100.0 | : | 100.0 | : | 100.0 | 100.0 | 100.0 | 100.0 | : | : | 100.0 | 100.0 | 100.0 | 100.0 | 100.0 | : | 100.0 | : | : | |
| 1996 | 98.4 | : | 95.6 | : | 95.0 | 102.1 | 99.5 | 98.3 | : | : | 111.1 | : | 89.0 | 110.0 | : | : | 106.8 | : | : | |
| 1997 | : | : | 94.5 | : | 91.9 | : | 104.6 | : | : | : | 110.1 | : | 85.2 | 119.6 | : | : | 105.1 | : | : | |
| 1997 Jan | 96.8 | : | 94.4 | : | 91.1 | 100.6 | 100.2 | 95.8 | : | : | 115.6 | : | 86.0 | 115.7 | : | : | 107.1 | : | : | |
| Feb | 96.7 | : | 93.6 | : | 90.7 | 100.5 | 101.1 | 96.0 | : | : | 118.5 | : | 86.3 | 116.4 | : | : | 106.3 | : | : | |
| Mar | 95.5 | : | 93.9 | : | 90.4 | 101.0 | 100.9 | 95.7 | : | : | 115.4 | : | 85.1 | 117.6 | : | : | 106.7 | : | : | |
| Apr | 97.0 | : | 95.2 | : | 94.3 | 101.6 | 100.5 | 95.4 | : | : | 114.3 | : | 85.6 | 117.5 | : | : | 106.0 | : | : | |
| May | 96.8 | : | 94.0 | : | 93.5 | 102.3 | 100.4 | 95.2 | : | : | 111.2 | : | 85.7 | 118.1 | : | : | 106.2 | : | : | |
| Jun | 96.7 | : | 95.1 | : | 93.0 | 103.7 | 102.2 | 96.0 | : | : | 110.8 | : | 85.8 | 119.9 | : | : | 105.0 | : | : | |
| Jul | 96.9 | : | 92.8 | : | 92.9 | : | 104.4 | 97.0 | : | : | 110.3 | : | 86.0 | 119.4 | : | : | 104.7 | : | : | |
| Aug | 97.0 | : | 94.3 | : | 92.8 | : | 106.5 | 98.0 | : | : | 107.5 | : | 85.0 | 119.6 | : | : | 103.7 | : | : | |
| Sep | 97.1 | : | 94.2 | : | 93.1 | : | 107.5 | 99.3 | : | : | 103.9 | : | 84.5 | 121.6 | : | : | 103.6 | : | : | |
| Oct | : | : | 94.6 | : | 90.6 | : | 108.3 | : | : | : | 112.2 | : | 84.2 | 122.5 | : | : | 103.9 | : | : | |
| Nov | : | : | 95.3 | : | 90.3 | : | 109.5 | : | : | : | 105.8 | : | 84.1 | 123.1 | : | : | 104.2 | : | : | |
| Dec | : | : | 96.0 | : | 90.5 | : | 112.9 | : | : | : | 94.1 | : | 84.1 | 123.3 | : | : | 104.6 | : | : | |
| 1998 Jan | : | : | 94.6 | : | : | : | : | : | : | : | 85.8 | : | 87.4 | : | : | : | 106.2 | : | : | |
| Feb | : | : | : | : | : | : | : | : | : | : | 82.7 | : | : | : | : | : | 107.6 | : | : | |
| Mar | : | : | : | : | : | : | : | : | : | : | : | : | : | : | : | : | 107.5 | : | : | |

Quelle : Industrierhebungen

source : industrial surveys

source : enquêtes industrielles

ABHÄNGIG BESCHÄFTIGTE NACH AKTIVITÄTEN
EMPLOYEES BY ACTIVITY
EMPLOI SALARIÉ PAR ACTIVITÉ



| | 0509 | Fahrzeubrau ⁽¹⁾ 1990 = 100 | Manufacture of transport equipment ⁽¹⁾ 1990 = 100 | | | | | | | | | | Fabrications de matériels de transport ⁽¹⁾ 1990 = 100 | | | | | | |
|----------|-------|--|---|----|-------|-------|-------|-------|-------|-------|-------|-------|---|-------|-----|-------|-------|-------|-------|
| | | | NACE Rev.1 35 | | | | | | | | | | | | | | | | |
| | EU-15 | EUR-11 | B | DK | D | EL | E | F | IRL | I | L | NL | A | P | FIN | S | UK | US | JP |
| 1994 | 99.6 | : | 99.7 | : | 99.1 | 95.3 | 102.3 | 100.4 | 97.5 | 105.8 | 56.2 | 101.9 | 97.5 | 101.8 | : | 92.5 | 94.3 | 96.2 | 101.9 |
| 1995 | 100.0 | : | 100.0 | : | 100.0 | 100.0 | 100.0 | 100.0 | 100.0 | 100.0 | 100.0 | 100.0 | 100.0 | 100.0 | : | 100.0 | 100.0 | 100.0 | 100.0 |
| 1996 | 99.7 | : | 98.3 | : | 97.8 | 94.0 | 103.5 | 98.4 | 103.1 | 97.5 | 91.2 | : | 101.0 | 100.7 | : | : | 105.6 | 100.5 | 97.3 |
| 1997 | : | : | 97.6 | : | 98.0 | : | 111.2 | : | : | : | 97.3 | : | 101.8 | 94.8 | : | : | 109.4 | 103.6 | 96.9 |
| 1997 Jan | 100.0 | : | 99.6 | : | 97.2 | 101.6 | 107.8 | 97.7 | 105.0 | 95.7 | 93.7 | : | 101.9 | 95.2 | : | : | 108.7 | 101.7 | 97.0 |
| Feb | 100.2 | : | 99.3 | : | 97.3 | 108.1 | 109.3 | 97.7 | 105.2 | 97.7 | 92.8 | : | 101.7 | 94.9 | : | : | 108.2 | 101.8 | 97.0 |
| Mar | 100.3 | : | 99.7 | : | 97.3 | 103.5 | 109.7 | 97.8 | 104.8 | 97.2 | 92.7 | : | 102.1 | 95.3 | : | : | 108.5 | 102.1 | 97.0 |
| Apr | 100.4 | : | 99.5 | : | 97.3 | 97.2 | 110.0 | 97.8 | : | 97.4 | 94.0 | : | 102.2 | 95.2 | : | : | 108.7 | 102.1 | 97.1 |
| May | 100.5 | : | 98.6 | : | 97.5 | 91.1 | 110.4 | 97.9 | : | 97.6 | 93.8 | : | 102.4 | 94.4 | : | : | 108.6 | 102.6 | 97.0 |
| Jun | 100.7 | : | 98.8 | : | 97.8 | 85.8 | 111.5 | 97.9 | : | 98.4 | 94.6 | : | 102.6 | 94.7 | : | : | 109.3 | 103.1 | 97.0 |
| Jul | : | : | 96.6 | : | 98.4 | : | 112.8 | 98.0 | : | : | 95.1 | : | 103.4 | 94.8 | : | : | 109.4 | 103.5 | 97.0 |
| Aug | : | : | 96.6 | : | 98.4 | : | 113.8 | 98.0 | : | : | 99.2 | : | 101.3 | 95.1 | : | : | 109.5 | 104.7 | 96.9 |
| Sep | : | : | 96.2 | : | 98.5 | : | 113.3 | 98.0 | : | : | 102.4 | : | 100.8 | 94.6 | : | : | 109.6 | 104.5 | 96.7 |
| Oct | : | : | 95.1 | : | 98.7 | : | 112.5 | : | : | : | 104.4 | : | 100.6 | 94.3 | : | : | 110.0 | 105.1 | 96.7 |
| Nov | : | : | 95.5 | : | 98.5 | : | 111.9 | : | : | : | 103.8 | : | 100.8 | 93.5 | : | : | 110.7 | 105.9 | 96.7 |
| Dec | : | : | 95.4 | : | 98.8 | : | 111.7 | : | : | : | 100.8 | : | 101.3 | 95.2 | : | : | 111.6 | 105.7 | 96.7 |
| 1998 Jan | : | : | 95.9 | : | : | : | : | : | : | : | 104.7 | : | 102.6 | : | : | : | 111.5 | : | : |
| Feb | : | : | : | : | : | : | : | : | : | : | 104.8 | : | : | : | : | : | 111.4 | : | : |
| Mar | : | : | : | : | : | : | : | : | : | : | : | : | : | : | : | : | 110.4 | : | : |

⁽¹⁾ Ohne Wagen

Quelle : Industrierhebungen


⁽¹⁾ Excluding car

source : industrial surveys

⁽¹⁾ Automobiles exclues

source : enquêtes industrielles

Arbeitslosigkeit
Unemployment
Chomâge



ARBEITSLOSIGKEIT
UNEMPLOYMENT
CHÔMAGE



| | 0601 Arbeitslosenquoten insgesamt saisonbereinigt | | | | | | | | | | | | | | | | | | Unemployment rates total seasonally adjusted | | | | | | | | | | | | | | | | | | Taux de chômage total désaisonné | | | | | | | | | | | | | | | | | | | | |
|----------|--|--------|------|-----|------|-----|------|------|------|------|-----|-----|-----|-----|------|------|-----|-----|---|-------|--------|------|-----|------|-----|------|------|------|------|-----|-----|-----|-----|------|------|-----|-------------------------------------|-----|-------|--------|------|-----|------|-----|------|------|------|------|-----|-----|-----|-----|------|------|-----|-----|-----|
| | EU-15 | EUR-11 | B | DK | D | EL | E | F | IRL | I | L | NL | A | P | FIN | S | UK | US | JP | EU-15 | EUR-11 | B | DK | D | EL | E | F | IRL | I | L | NL | A | P | FIN | S | UK | US | JP | EU-15 | EUR-11 | B | DK | D | EL | E | F | IRL | I | L | NL | A | P | FIN | S | UK | US | JP |
| 1994 | 11.1 | 11.7 | 10.0 | 8.2 | 8.4 | 8.9 | 24.1 | 12.3 | 14.3 | 11.4 | 3.2 | 7.1 | 3.8 | 7.0 | 17.4 | 9.4 | 9.6 | 6.1 | 2.9 | 11.1 | 11.7 | 10.0 | 8.2 | 8.4 | 8.9 | 24.1 | 12.3 | 14.3 | 11.4 | 3.2 | 7.1 | 3.8 | 7.0 | 17.4 | 9.4 | 9.6 | 6.1 | 2.9 | 11.1 | 11.7 | 10.0 | 8.2 | 8.4 | 8.9 | 24.1 | 12.3 | 14.3 | 11.4 | 3.2 | 7.1 | 3.8 | 7.0 | 17.4 | 9.4 | 9.6 | 6.1 | 2.9 |
| 1995 | 10.7 | 11.4 | 9.9 | 7.2 | 8.2 | 9.2 | 22.9 | 11.7 | 12.3 | 11.9 | 2.9 | 6.9 | 3.9 | 7.3 | 16.2 | 8.8 | 8.7 | 5.6 | 3.1 | 10.7 | 11.4 | 9.9 | 7.2 | 8.2 | 9.2 | 22.9 | 11.7 | 12.3 | 11.9 | 2.9 | 6.9 | 3.9 | 7.3 | 16.2 | 8.8 | 8.7 | 5.6 | 3.1 | 10.7 | 11.4 | 9.9 | 7.2 | 8.2 | 9.2 | 22.9 | 11.7 | 12.3 | 11.9 | 2.9 | 6.9 | 3.9 | 7.3 | 16.2 | 8.8 | 8.7 | 5.6 | 3.1 |
| 1996 | 10.8 | 11.6 | 9.7 | 6.8 | 8.9 | 9.6 | 22.2 | 12.4 | 11.6 | 12.0 | 3.0 | 6.3 | 4.3 | 7.3 | 15.3 | 9.6 | 8.2 | 5.4 | 3.4 | 10.8 | 11.6 | 9.7 | 6.8 | 8.9 | 9.6 | 22.2 | 12.4 | 11.6 | 12.0 | 3.0 | 6.3 | 4.3 | 7.3 | 15.3 | 9.6 | 8.2 | 5.4 | 3.4 | 10.8 | 11.6 | 9.7 | 6.8 | 8.9 | 9.6 | 22.2 | 12.4 | 11.6 | 12.0 | 3.0 | 6.3 | 4.3 | 7.3 | 15.3 | 9.6 | 8.2 | 5.4 | 3.4 |
| 1997 | 10.7 | 11.6 | 9.2 | 5.5 | 10.0 | 9.6 | 20.8 | 12.4 | 10.1 | 12.1 | 2.6 | 5.2 | 4.4 | 6.8 | 13.1 | 9.9 | 7.0 | 4.9 | 3.4 | 10.7 | 11.6 | 9.2 | 5.5 | 10.0 | 9.6 | 20.8 | 12.4 | 10.1 | 12.1 | 2.6 | 5.2 | 4.4 | 6.8 | 13.1 | 9.9 | 7.0 | 4.9 | 3.4 | 10.7 | 11.6 | 9.2 | 5.5 | 10.0 | 9.6 | 20.8 | 12.4 | 10.1 | 12.1 | 2.6 | 5.2 | 4.4 | 6.8 | 13.1 | 9.9 | 7.0 | 4.9 | 3.4 |
| 1997 Feb | 10.8 | 11.7 | 9.3 | 5.9 | 9.7 | : | 21.3 | 12.3 | 10.5 | 12.2 | 2.6 | 5.6 | 4.3 | 7.2 | 14.0 | 10.4 | 7.4 | 5.3 | 3.4 | 10.8 | 11.7 | 9.3 | 5.9 | 9.7 | : | 21.3 | 12.3 | 10.5 | 12.2 | 2.6 | 5.6 | 4.3 | 7.2 | 14.0 | 10.4 | 7.4 | 5.3 | 3.4 | 10.8 | 11.7 | 9.3 | 5.9 | 9.7 | : | 21.3 | 12.3 | 10.5 | 12.2 | 2.6 | 5.6 | 4.3 | 7.2 | 14.0 | 10.4 | 7.4 | 5.3 | 3.4 |
| Mar | 10.7 | 11.7 | 9.3 | 5.7 | 9.7 | : | 21.2 | 12.4 | 10.5 | 12.2 | 2.5 | 5.4 | 4.3 | 7.1 | 14.0 | 10.4 | 7.3 | 5.2 | 3.2 | 10.7 | 11.7 | 9.3 | 5.7 | 9.7 | : | 21.2 | 12.4 | 10.5 | 12.2 | 2.5 | 5.4 | 4.3 | 7.1 | 14.0 | 10.4 | 7.3 | 5.2 | 3.2 | 10.7 | 11.7 | 9.3 | 5.7 | 9.7 | : | 21.2 | 12.4 | 10.5 | 12.2 | 2.5 | 5.4 | 4.3 | 7.1 | 14.0 | 10.4 | 7.3 | 5.2 | 3.2 |
| Apr | 10.7 | 11.6 | 9.3 | 5.6 | 9.8 | 9.6 | 21.1 | 12.3 | 10.3 | 12.1 | 2.6 | 5.3 | 4.3 | 6.8 | 14.5 | 10.4 | 7.3 | 4.9 | 3.3 | 10.7 | 11.6 | 9.3 | 5.6 | 9.8 | 9.6 | 21.1 | 12.3 | 10.3 | 12.1 | 2.6 | 5.3 | 4.3 | 6.8 | 14.5 | 10.4 | 7.3 | 4.9 | 3.3 | 10.7 | 11.6 | 9.3 | 5.6 | 9.8 | 9.6 | 21.1 | 12.3 | 10.3 | 12.1 | 2.6 | 5.3 | 4.3 | 6.8 | 14.5 | 10.4 | 7.3 | 4.9 | 3.3 |
| May | 10.7 | 11.7 | 9.3 | 5.6 | 9.9 | 9.6 | 21.0 | 12.4 | 10.2 | 12.1 | 2.6 | 5.4 | 4.3 | 6.6 | 13.8 | 10.5 | 7.2 | 4.8 | 3.5 | 10.7 | 11.7 | 9.3 | 5.6 | 9.9 | 9.6 | 21.0 | 12.4 | 10.2 | 12.1 | 2.6 | 5.4 | 4.3 | 6.6 | 13.8 | 10.5 | 7.2 | 4.8 | 3.5 | 10.7 | 11.7 | 9.3 | 5.6 | 9.9 | 9.6 | 21.0 | 12.4 | 10.2 | 12.1 | 2.6 | 5.4 | 4.3 | 6.6 | 13.8 | 10.5 | 7.2 | 4.8 | 3.5 |
| Jun | 10.8 | 11.7 | 9.3 | 5.5 | 10.0 | 9.6 | 21.0 | 12.5 | 10.1 | 12.1 | 2.6 | 5.5 | 4.4 | 6.8 | 13.7 | 10.4 | 7.3 | 5.0 | 3.4 | 10.8 | 11.7 | 9.3 | 5.5 | 10.0 | 9.6 | 21.0 | 12.5 | 10.1 | 12.1 | 2.6 | 5.5 | 4.4 | 6.8 | 13.7 | 10.4 | 7.3 | 5.0 | 3.4 | 10.8 | 11.7 | 9.3 | 5.5 | 10.0 | 9.6 | 21.0 | 12.5 | 10.1 | 12.1 | 2.6 | 5.5 | 4.4 | 6.8 | 13.7 | 10.4 | 7.3 | 5.0 | 3.4 |
| Jul | 10.7 | 11.7 | 9.3 | 5.7 | 10.0 | : | 21.0 | 12.4 | 10.1 | 12.1 | 2.6 | 5.3 | 4.4 | 7.0 | 12.6 | 10.2 | 7.0 | 4.9 | 3.4 | 10.7 | 11.7 | 9.3 | 5.7 | 10.0 | : | 21.0 | 12.4 | 10.1 | 12.1 | 2.6 | 5.3 | 4.4 | 7.0 | 12.6 | 10.2 | 7.0 | 4.9 | 3.4 | 10.7 | 11.7 | 9.3 | 5.7 | 10.0 | : | 21.0 | 12.4 | 10.1 | 12.1 | 2.6 | 5.3 | 4.4 | 7.0 | 12.6 | 10.2 | 7.0 | 4.9 | 3.4 |
| Aug | 10.6 | 11.7 | 9.3 | 5.5 | 10.1 | : | 20.6 | 12.4 | 10.0 | 12.1 | 2.6 | 5.2 | 4.4 | 6.8 | 12.5 | 9.5 | 6.8 | 4.9 | 3.4 | 10.6 | 11.7 | 9.3 | 5.5 | 10.1 | : | 20.6 | 12.4 | 10.0 | 12.1 | 2.6 | 5.2 | 4.4 | 6.8 | 12.5 | 9.5 | 6.8 | 4.9 | 3.4 | 10.6 | 11.7 | 9.3 | 5.5 | 10.1 | : | 20.6 | 12.4 | 10.0 | 12.1 | 2.6 | 5.2 | 4.4 | 6.8 | 12.5 | 9.5 | 6.8 | 4.9 | 3.4 |
| Sep | 10.6 | 11.7 | 9.2 | 5.2 | 10.2 | : | 20.5 | 12.4 | 9.9 | 12.1 | 2.6 | 4.9 | 4.4 | 6.8 | 12.4 | 9.5 | 6.7 | 4.9 | 3.5 | 10.6 | 11.7 | 9.2 | 5.2 | 10.2 | : | 20.5 | 12.4 | 9.9 | 12.1 | 2.6 | 4.9 | 4.4 | 6.8 | 12.4 | 9.5 | 6.7 | 4.9 | 3.5 | 10.6 | 11.7 | 9.2 | 5.2 | 10.2 | : | 20.5 | 12.4 | 9.9 | 12.1 | 2.6 | 4.9 | 4.4 | 6.8 | 12.4 | 9.5 | 6.7 | 4.9 | 3.5 |
| Oct | 10.6 | 11.6 | 9.1 | 5.2 | 10.3 | : | 20.4 | 12.4 | 9.9 | 12.1 | 2.5 | 4.7 | 4.4 | 6.7 | 12.2 | 9.5 | 6.7 | 4.7 | 3.4 | 10.6 | 11.6 | 9.1 | 5.2 | 10.3 | : | 20.4 | 12.4 | 9.9 | 12.1 | 2.5 | 4.7 | 4.4 | 6.7 | 12.2 | 9.5 | 6.7 | 4.7 | 3.4 | 10.6 | 11.6 | 9.1 | 5.2 | 10.3 | : | 20.4 | 12.4 | 9.9 | 12.1 | 2.5 | 4.7 | 4.4 | 6.7 | 12.2 | 9.5 | 6.7 | 4.7 | 3.4 |
| Nov | 10.5 | 11.6 | 9.0 | 5.1 | 10.3 | : | 20.3 | 12.4 | 9.8 | 12.1 | 2.5 | 4.5 | 4.4 | 6.6 | 11.9 | 8.9 | 6.5 | 4.6 | 3.4 | 10.5 | 11.6 | 9.0 | 5.1 | 10.3 | : | 20.3 | 12.4 | 9.8 | 12.1 | 2.5 | 4.5 | 4.4 | 6.6 | 11.9 | 8.9 | 6.5 | 4.6 | 3.4 | 10.5 | 11.6 | 9.0 | 5.1 | 10.3 | : | 20.3 | 12.4 | 9.8 | 12.1 | 2.5 | 4.5 | 4.4 | 6.6 | 11.9 | 8.9 | 6.5 | 4.6 | 3.4 |
| Dec | 10.4 | 11.5 | 9.0 | 5.0 | 10.3 | : | 20.0 | 12.2 | 9.7 | 12.0 | 2.5 | 4.6 | 4.3 | 6.6 | 12.3 | 8.7 | 6.4 | 4.7 | 3.5 | 10.4 | 11.5 | 9.0 | 5.0 | 10.3 | : | 20.0 | 12.2 | 9.7 | 12.0 | 2.5 | 4.6 | 4.3 | 6.6 | 12.3 | 8.7 | 6.4 | 4.7 | 3.5 | 10.4 | 11.5 | 9.0 | 5.0 | 10.3 | : | 20.0 | 12.2 | 9.7 | 12.0 | 2.5 | 4.6 | 4.3 | 6.6 | 12.3 | 8.7 | 6.4 | 4.7 | 3.5 |
| 1998 Jan | 10.3 | 11.4 | 8.9 | 5.3 | 10.1 | : | 19.7 | 12.1 | 9.7 | 12.0 | 2.3 | 4.7 | 4.4 | 6.6 | 11.7 | 9.0 | 6.4 | 4.7 | 3.5 | 10.3 | 11.4 | 8.9 | 5.3 | 10.1 | : | 19.7 | 12.1 | 9.7 | 12.0 | 2.3 | 4.7 | 4.4 | 6.6 | 11.7 | 9.0 | 6.4 | 4.7 | 3.5 | 10.3 | 11.4 | 8.9 | 5.3 | 10.1 | : | 19.7 | 12.1 | 9.7 | 12.0 | 2.3 | 4.7 | 4.4 | 6.6 | 11.7 | 9.0 | 6.4 | 4.7 | 3.5 |
| Feb | 10.3 | 11.4 | 9.0 | 4.9 | 10.0 | : | 19.5 | 12.1 | 9.5 | : | 2.3 | 4.6 | 4.4 | 6.6 | 12.3 | 8.7 | 6.5 | 4.6 | 3.6 | 10.3 | 11.4 | 9.0 | 4.9 | 10.0 | : | 19.5 | 12.1 | 9.5 | : | 2.3 | 4.6 | 4.4 | 6.6 | 12.3 | 8.7 | 6.5 | 4.6 | 3.6 | 10.3 | 11.4 | 9.0 | 4.9 | 10.0 | : | 19.5 | 12.1 | 9.5 | : | 2.3 | 4.6 | 4.4 | 6.6 | 12.3 | 8.7 | 6.5 | 4.6 | 3.6 |
| Mar | 10.2 | 11.3 | 9.0 | 4.8 | 10.0 | : | 19.2 | 12.0 | 9.4 | : | 2.2 | 4.4 | 4.5 | 6.5 | 12.7 | 8.3 | : | 4.7 | 3.8 | 10.2 | 11.3 | 9.0 | 4.8 | 10.0 | : | 19.2 | 12.0 | 9.4 | : | 2.2 | 4.4 | 4.5 | 6.5 | 12.7 | 8.3 | : | 4.7 | 3.8 | 10.2 | 11.3 | 9.0 | 4.8 | 10.0 | : | 19.2 | 12.0 | 9.4 | : | 2.2 | 4.4 | 4.5 | 6.5 | 12.7 | 8.3 | : | 4.7 | 3.8 |
| Apr | 10.2 | 11.3 | 8.9 | 4.7 | 10.0 | : | 18.9 | 11.9 | 9.3 | : | 2.3 | : | 4.4 | 6.5 | 12.6 | 8.8 | : | : | 4.1 | 10.2 | 11.3 | 8.9 | 4.7 | 10.0 | : | 18.9 | 11.9 | 9.3 | : | 2.3 | : | 4.4 | 6.5 | 12.6 | 8.8 | : | : | 4.1 | 10.2 | 11.3 | 8.9 | 4.7 | 10.0 | : | 18.9 | 11.9 | 9.3 | : | 2.3 | : | 4.4 | 6.5 | 12.6 | 8.8 | : | : | 4.1 |

| | 0602 Arbeitslosenquoten Männer saisonbereinigt | | | | | | | | | | | | | | | | | | Unemployment rates men seasonally adjusted | | | | | | | | | | | | | | | | | | Taux de chômage hommes désaisonné | | | | | | | | | | | | | | | | | | | | |
|----------|---|--------|-----|-----|-----|-----|------|------|------|-----|-----|-----|-----|-----|------|------|------|-----|---|-------|--------|-----|-----|-----|-----|------|------|------|-----|-----|-----|-----|-----|------|------|------|--------------------------------------|-----|-------|--------|-----|-----|-----|-----|------|------|------|-----|-----|-----|-----|-----|------|------|------|-----|-----|
| | EU-15 | EUR-11 | B | DK | D | EL | E | F | IRL | I | L | NL | A | P | FIN | S | UK | US | JP | EU-15 | EUR-11 | B | DK | D | EL | E | F | IRL | I | L | NL | A | P | FIN | S | UK | US | JP | EU-15 | EUR-11 | B | DK | D | EL | E | F | IRL | I | L | NL | A | P | FIN | S | UK | US | JP |
| 1994 | 10.0 | 9.8 | 7.9 | 7.3 | 7.2 | 6.0 | 19.7 | 10.4 | 14.1 | 8.9 | 2.7 | 6.3 | 3.0 | 6.1 | 18.9 | 10.8 | 11.3 | 6.2 | 2.8 | 10.0 | 9.8 | 7.9 | 7.3 | 7.2 | 6.0 | 19.7 | 10.4 | 14.1 | 8.9 | 2.7 | 6.3 | 3.0 | 6.1 | 18.9 | 10.8 | 11.3 | 6.2 | 2.8 | 10.0 | 9.8 | 7.9 | 7.3 | 7.2 | 6.0 | 19.7 | 10.4 | 14.1 | 8.9 | 2.7 | 6.3 | 3.0 | 6.1 | 18.9 | 10.8 | 11.3 | 6.2 | 2.8 |
| 1995 | 9.4 | 9.5 | 7.8 | 5.9 | 7.1 | 6.2 | 18.2 | 9.8 | 12.1 | 9.2 | 2.1 | 5.7 | 3.1 | 6.5 | 16.3 | 9.7 | 10.1 | 5.6 | 3.1 | 9.4 | 9.5 | 7.8 | 5.9 | 7.1 | 6.2 | 18.2 | 9.8 | 12.1 | 9.2 | 2.1 | 5.7 | 3.1 | 6.5 | 16.3 | 9.7 | 10.1 | 5.6 | 3.1 | 9.4 | 9.5 | 7.8 | 5.9 | 7.1 | 6.2 | 18.2 | 9.8 | 12.1 | 9.2 | 2.1 | 5.7 | 3.1 | 6.5 | 16.3 | 9.7 | 10.1 | 5.6 | 3.1 |
| 1996 | 9.6 | 9.9 | 7.6 | 5.5 | 8.2 | 6.1 | 17.6 | 10.6 | 11.5 | 9.4 | 2.2 | 5.0 | 3.6 | 6.5 | 14.9 | 10.1 | 9.5 | 5.4 | 3.4 | 9.6 | 9.9 | 7.6 | 5.5 | 8.2 | 6.1 | 17.6 | 10.6 | 11.5 | 9.4 | 2.2 | 5.0 | 3.6 | 6.5 | 14.9 | 10.1 | 9.5 | 5.4 | 3.4 | 9.6 | 9.9 | 7.6 | 5.5 | 8.2 | 6.1 | 17.6 | 10.6 | 11.5 | 9.4 | 2.2 | 5.0 | 3.6 | 6.5 | 14.9 | 10.1 | 9.5 | 5.4 | 3.4 |
| 1997 | 9.3 | 9.9 | 7.2 | 4.6 | 9.3 | 6.2 | 16.1 | 10.7 | 10.0 | 9.3 | 1.8 | 3.9 | 3.6 | 6.0 | 12.6 | 10.2 | 7.8 | 4.9 | 3.4 | 9.3 | 9.9 | 7.2 | 4.6 | 9.3 | 6.2 | 16.1 | 10.7 | 10.0 | 9.3 | 1.8 | 3.9 | 3.6 | 6.0 | 12.6 | 10.2 | 7.8 | 4.9 | 3.4 | 9.3 | 9.9 | 7.2 | 4.6 | 9.3 | 6.2 | 16.1 | 10.7 | 10.0 | 9.3 | 1.8 | 3.9 | 3.6 | 6.0 | 12.6 | 10.2 | 7.8 | 4.9 | 3.4 |
| 1997 Feb | 9.5 | 10.0 | 7.3 | 4.9 | 9.1 | : | 16.7 | 10.7 | 10.5 | 9.5 | 1.9 | 4.3 | 3.6 | 6.4 | 13.3 | 10.9 | 8.4 | 5.1 | 3.3 | 9.5 | 10.0 | 7.3 | 4.9 | 9.1 | : | 16.7 | 10.7 | 10.5 | 9.5 | 1.9 | 4.3 | 3.6 | 6.4 | 13.3 | 10.9 | 8.4 | | | | | | | | | | | | | | | | | | | | | |

ARBEITSLOSIGKEIT
UNEMPLOYMENT
CHÔMAGE



| | 0603 Arbeitslosenquoten Frauen saisonbereinigt | | | | | | | | | Unemployment rates women seasonally adjusted | | | | | | Taux de chômage femmes désaisonné | | | |
|----------|---|--------|------|-----|------|------|------|------|------|---|-----|-----|-----|-----|------|--------------------------------------|-----|-----|-----|
| | EU-15 | EUR-11 | B | DK | D | EL | E | F | IRL | I | L | NL | A | P | FIN | S | UK | US | JP |
| 1994 | 12.7 | 14.2 | 12.9 | 9.3 | 10.1 | 13.7 | 31.4 | 14.5 | 14.6 | 15.7 | 4.1 | 8.3 | 4.9 | 8.0 | 15.8 | 7.3 | 7.5 | 6.0 | 3.0 |
| 1995 | 12.5 | 14.0 | 12.9 | 8.9 | 9.6 | 14.1 | 30.5 | 14.0 | 12.5 | 16.4 | 4.4 | 8.6 | 5.0 | 8.2 | 16.1 | 7.3 | 7.0 | 5.6 | 3.2 |
| 1996 | 12.5 | 14.1 | 12.7 | 8.3 | 9.8 | 15.2 | 29.5 | 14.5 | 11.8 | 16.4 | 4.3 | 8.1 | 5.3 | 8.3 | 15.8 | 9.0 | 6.5 | 5.4 | 3.4 |
| 1997 | 12.4 | 14.1 | 11.9 | 6.6 | 10.8 | 14.9 | 28.3 | 14.4 | 10.3 | 16.6 | 3.8 | 6.9 | 5.3 | 7.8 | 13.7 | 9.5 | 6.0 | 5.0 | 3.4 |
| 1997 Feb | 12.4 | 14.0 | 12.0 | 7.1 | 10.4 | : | 28.6 | 14.3 | 10.6 | 16.5 | 3.8 | 7.3 | 5.3 | 8.2 | 14.7 | 10.0 | 6.3 | 5.4 | 3.4 |
| Mar | 12.4 | 14.0 | 12.1 | 6.8 | 10.4 | : | 28.5 | 14.4 | 10.6 | 16.6 | 3.7 | 7.1 | 5.2 | 8.1 | 14.6 | 10.2 | 6.2 | 5.3 | 3.3 |
| Apr | 12.4 | 14.0 | 12.0 | 6.7 | 10.6 | 14.8 | 28.3 | 14.4 | 10.3 | 16.5 | 3.8 | 7.1 | 5.3 | 7.7 | 13.5 | 10.0 | 6.0 | 5.0 | 3.4 |
| May | 12.5 | 14.1 | 12.0 | 6.7 | 10.8 | 14.8 | 28.4 | 14.4 | 10.3 | 16.6 | 3.8 | 7.3 | 5.2 | 7.6 | 15.1 | 10.5 | 6.1 | 5.2 | 3.7 |
| Jun | 12.5 | 14.2 | 12.0 | 6.5 | 10.9 | 14.8 | 28.6 | 14.5 | 10.3 | 16.5 | 3.8 | 7.7 | 5.4 | 7.8 | 14.5 | 10.2 | 6.2 | 5.0 | 3.5 |
| Jul | 12.5 | 14.2 | 12.0 | 6.9 | 10.9 | : | 28.6 | 14.4 | 10.3 | 16.6 | 3.8 | 7.3 | 5.4 | 8.1 | 12.6 | 9.8 | 6.0 | 4.9 | 3.5 |
| Aug | 12.5 | 14.2 | 12.0 | 6.7 | 11.1 | : | 28.2 | 14.4 | 10.2 | 16.7 | 3.9 | 7.0 | 5.4 | 7.8 | 13.1 | 9.5 | 5.9 | 4.9 | 3.5 |
| Sep | 12.4 | 14.2 | 11.9 | 6.2 | 11.2 | : | 28.1 | 14.5 | 10.1 | 16.8 | 3.9 | 6.5 | 5.3 | 7.7 | 13.2 | 8.4 | 5.8 | 5.0 | 3.3 |
| Oct | 12.4 | 14.2 | 11.8 | 6.3 | 11.3 | : | 28.1 | 14.5 | 10.1 | 16.7 | 3.8 | 6.4 | 5.3 | 7.6 | 12.8 | 8.7 | 5.8 | 4.7 | 3.4 |
| Nov | 12.4 | 14.1 | 11.8 | 6.2 | 11.3 | : | 27.9 | 14.4 | 10.0 | 16.6 | 3.7 | 6.2 | 5.3 | 7.6 | 12.5 | 8.9 | 5.6 | 4.7 | 3.5 |
| Dec | 12.3 | 14.1 | 11.7 | 6.0 | 11.2 | : | 27.6 | 14.2 | 9.9 | 16.6 | 3.8 | 6.1 | 5.5 | 7.6 | 13.1 | 8.0 | 5.6 | 4.7 | 3.4 |
| 1998 Jan | 12.2 | 13.9 | 11.6 | 6.4 | 11.1 | : | 27.2 | 14.2 | 9.9 | 16.5 | 3.6 | 6.1 | 5.4 | 7.7 | 11.9 | 8.4 | 5.7 | 4.8 | 3.3 |
| Feb | 12.2 | 13.9 | 11.7 | 6.0 | 11.1 | : | 27.0 | 14.2 | 9.8 | : | 3.6 | 6.1 | 5.4 | 7.6 | 13.1 | 8.5 | 5.6 | 4.8 | 3.4 |
| Mar | 12.1 | 13.9 | 11.6 | 5.8 | 11.0 | : | 26.8 | 14.1 | 9.7 | : | 3.5 | 5.9 | 5.5 | 7.6 | 13.4 | 7.7 | : | 4.9 | 3.7 |
| Apr | 12.1 | 13.8 | 11.5 | 5.7 | 10.9 | : | 26.6 | 14.0 | 9.7 | : | 3.7 | : | 5.4 | 7.6 | 13.3 | 8.1 | : | : | 4.0 |

| | 0604 Arbeitslosenquoten unter 25 Jahren alle Personen saisonbereinigt | | | | | | | | | Unemployment rates of persons under 25 years persons seasonally adjusted | | | | | | Taux de chômage moins de 25 ans total désaisonné | | | |
|----------|---|--------|------|------|------|------|------|------|------|--|-----|------|-----|------|------|--|------|------|-----|
| | EU-15 | EUR-11 | B | DK | D | EL | E | F | IRL | I | L | NL | A | P | FIN | S | UK | US | JP |
| 1994 | 22.0 | 23.6 | 24.2 | 11.0 | 8.7 | 27.7 | 45.0 | 29.0 | 22.8 | 32.3 | 7.3 | 11.4 | 5.7 | 15.1 | 35.1 | 22.0 | 17.0 | 12.5 | 5.5 |
| 1995 | 21.5 | 23.3 | 23.9 | 10.6 | 8.8 | 28.5 | 42.5 | 27.5 | 19.4 | 33.3 | 7.4 | 12.0 | 5.5 | 16.6 | 30.7 | 19.1 | 15.9 | 12.1 | 6.1 |
| 1996 | 22.0 | 23.9 | 23.1 | 10.6 | 10.0 | 31.0 | 41.9 | 29.2 | 18.2 | 33.5 | 8.5 | 11.7 | 6.2 | 16.8 | 28.9 | 20.5 | 15.5 | 12.0 | 6.7 |
| 1997 | 21.2 | 23.3 | 23.0 | 8.3 | 11.0 | 31.0 | 39.1 | 29.1 | 15.7 | 33.1 | 7.7 | 9.2 | 6.7 | 15.4 | 25.7 | 20.6 | 14.2 | 11.3 | 6.7 |
| 1997 Feb | 21.6 | 23.7 | 23.0 | 8.9 | 10.7 | : | 40.0 | 29.5 | 16.6 | 33.5 | 7.7 | 10.2 | 6.7 | 16.2 | 26.5 | 21.5 | 14.8 | 11.8 | 6.5 |
| Mar | 21.5 | 23.6 | 23.2 | 8.7 | 10.7 | : | 39.8 | 29.4 | 16.5 | 33.4 | 7.5 | 9.7 | 6.7 | 15.3 | 26.9 | 21.8 | 14.4 | 11.7 | 6.5 |
| Apr | 21.4 | 23.5 | 23.5 | 8.5 | 10.8 | 31.0 | 39.7 | 29.4 | 16.1 | 33.4 | 7.6 | 9.4 | 6.7 | 14.8 | 25.0 | 21.2 | 14.4 | 11.4 | 6.4 |
| May | 21.4 | 23.4 | 23.4 | 8.5 | 10.9 | 31.0 | 39.5 | 29.4 | 15.9 | 33.3 | 7.9 | 9.6 | 6.6 | 14.2 | 24.7 | 21.7 | 14.5 | 11.0 | 6.9 |
| Jun | 21.5 | 23.5 | 23.5 | 8.4 | 10.8 | 31.0 | 39.3 | 29.5 | 16.0 | 33.1 | 8.0 | 9.9 | 6.9 | 15.2 | 31.1 | 22.5 | 14.9 | 11.5 | 6.8 |
| Jul | 21.3 | 23.4 | 23.0 | 8.6 | 11.1 | : | 39.0 | 29.1 | 15.9 | 32.9 | 8.1 | 9.8 | 7.0 | 16.4 | 24.8 | 20.9 | 14.5 | 11.2 | 6.3 |
| Aug | 21.0 | 23.2 | 22.9 | 8.2 | 11.3 | : | 38.4 | 29.0 | 15.7 | 32.8 | 8.1 | 9.7 | 6.7 | 15.9 | 26.4 | 18.9 | 13.9 | 11.2 | 6.5 |
| Sep | 21.0 | 23.2 | 23.3 | 7.6 | 11.4 | : | 38.6 | 29.2 | 15.2 | 32.8 | 7.9 | 8.8 | 6.6 | 15.7 | 25.8 | 21.5 | 13.6 | 11.2 | 6.6 |
| Oct | 20.8 | 23.1 | 22.7 | 7.7 | 11.3 | : | 38.4 | 29.0 | 14.9 | 33.0 | 7.5 | 7.7 | 6.6 | 15.4 | 23.6 | 19.5 | 13.3 | 11.0 | 6.7 |
| Nov | 20.6 | 22.8 | 22.5 | 7.5 | 11.1 | : | 37.9 | 28.7 | 14.6 | 32.9 | 7.3 | 7.3 | 6.4 | 15.3 | 21.4 | 17.7 | 13.5 | 10.9 | 6.7 |
| Dec | 20.5 | 22.6 | 22.4 | 7.3 | 11.0 | : | 37.5 | 27.9 | 14.4 | 32.9 | 7.4 | 7.7 | 6.6 | 15.2 | 24.0 | 18.0 | 13.6 | 10.5 | 7.2 |
| 1998 Jan | 20.5 | 22.5 | 22.1 | 7.7 | 10.7 | : | 37.1 | 27.5 | 14.3 | 33.4 | 6.2 | 8.5 | 6.6 | 15.2 | 26.8 | 18.2 | 13.7 | 10.9 | 7.3 |
| Feb | 20.3 | 22.3 | 22.4 | 7.1 | 10.6 | : | 36.7 | 27.3 | 14.0 | : | 6.2 | 8.3 | 6.6 | 15.1 | 24.2 | 17.5 | 13.6 | 10.6 | 7.1 |
| Mar | 20.1 | 22.2 | 22.4 | 6.9 | 10.5 | : | 36.2 | 27.0 | 13.9 | : | 6.1 | 7.8 | 6.7 | 14.9 | 24.2 | 17.6 | : | 10.6 | 7.5 |
| Apr | 19.8 | 22.0 | 22.3 | 6.8 | 10.4 | : | 35.7 | 26.8 | 13.6 | : | 6.5 | : | 6.4 | 14.7 | 25.6 | 16.7 | : | : | 7.8 |

ARBEITSLOSIGKEIT
UNEMPLOYMENT
CHÔMAGE



| | 0605 | Arbeitslosenquoten Männer unter 25 Jahren saisonbereinigt | | | | | | | | | | Unemployment rates of men under 25 years seasonally adjusted | | | | | Taux de chômage hommes moins de 25 ans désaisonné | | | | |
|------|------|---|--------|------|------|------|------|------|------|------|------|--|------|-----|------|-----|---|------|------|-----|--|
| | | EU-15 | EUR-11 | B | DK | D | EL | E | F | IRL | I | L | NL | A | P | FIN | S | UK | US | JP | |
| 1994 | | 21.3 | : | 22.6 | 10.6 | 8.8 | 19.7 | 40.9 | 26.2 | 24.7 | 29.0 | 7.5 | 12.2 | 4.5 | 13.5 | : | 24.9 | 19.7 | 13.2 | 5.7 | |
| 1995 | | 20.1 | : | 21.5 | 8.5 | 8.9 | 19.8 | 37.0 | 23.9 | 20.7 | 29.1 | 7.1 | 11.3 | 4.4 | 15.1 | : | 20.4 | 18.0 | 12.5 | 6.2 | |
| 1996 | | 20.7 | : | 19.4 | 8.8 | 10.6 | 21.5 | 36.2 | 26.3 | 18.9 | 29.2 | 8.4 | 11.1 | 5.2 | 14.3 | : | 21.3 | 18.0 | 12.6 | 6.8 | |
| 1997 | | 19.7 | : | 19.0 | 6.7 | 11.9 | 22.1 | 33.2 | 26.5 | 16.4 | 28.5 | 5.7 | 8.1 | 5.6 | 12.0 | : | 21.0 | 15.9 | 11.8 | 6.8 | |
| 1997 | Jan | 20.4 | : | 18.9 | 7.9 | 11.6 | : | 35.0 | 27.0 | 17.4 | 29.2 | 6.7 | 10.4 | 5.6 | 13.1 | : | 22.3 | 16.9 | 13.1 | 7.0 | |
| | Feb | 20.2 | : | 19.0 | 7.4 | 11.7 | : | 34.4 | 27.0 | 17.3 | 28.9 | 6.3 | 9.6 | 5.6 | 13.1 | : | 21.9 | 16.7 | 11.8 | 6.7 | |
| | Mar | 19.9 | : | 19.2 | 7.2 | 11.6 | : | 34.2 | 26.8 | 17.2 | 28.6 | 5.7 | 8.6 | 5.7 | 12.3 | : | 21.6 | 16.2 | 12.2 | 6.6 | |
| | Apr | 19.9 | : | 19.5 | 6.9 | 11.7 | 22.2 | 33.9 | 26.8 | 16.8 | 28.5 | 5.7 | 7.9 | 5.7 | 11.5 | : | 21.6 | 16.1 | 11.8 | 6.6 | |
| | May | 19.8 | : | 19.4 | 6.9 | 11.9 | 22.2 | 33.6 | 26.8 | 16.6 | 28.4 | 5.9 | 7.8 | 5.7 | 11.0 | : | 20.8 | 16.3 | 10.4 | 7.3 | |
| | Jun | 19.9 | : | 19.6 | 6.9 | 11.8 | 22.2 | 33.2 | 27.0 | 16.6 | 28.5 | 5.7 | 7.0 | 5.7 | 11.6 | : | 22.0 | 16.8 | 12.0 | 7.0 | |
| | Jul | 19.7 | : | 18.9 | 6.9 | 12.0 | : | 32.9 | 26.7 | 16.5 | 28.4 | 5.9 | 8.3 | 5.8 | 12.3 | : | 21.2 | 16.2 | 11.9 | 6.5 | |
| | Aug | 19.6 | : | 18.8 | 6.6 | 12.2 | : | 32.6 | 26.7 | 16.3 | 28.3 | 5.8 | 9.1 | 5.6 | 12.2 | : | 18.1 | 15.7 | 11.8 | 6.6 | |
| | Sep | 19.6 | : | 19.3 | 6.0 | 12.4 | : | 32.9 | 26.6 | 15.8 | 28.2 | 5.5 | 8.8 | 5.6 | 12.0 | : | 23.9 | 15.1 | 11.9 | 7.0 | |
| | Oct | 19.3 | : | 18.6 | 6.0 | 12.3 | : | 32.2 | 26.5 | 15.5 | 28.6 | 5.2 | 6.4 | 5.6 | 11.8 | : | 19.9 | 15.0 | 12.0 | 6.8 | |
| | Nov | 19.0 | : | 18.4 | 5.9 | 12.1 | : | 31.8 | 25.9 | 15.2 | 28.6 | 5.1 | 5.9 | 5.5 | 11.6 | : | 17.4 | 15.0 | 11.6 | 6.4 | |
| | Dec | 19.0 | : | 18.3 | 5.8 | 12.0 | : | 31.5 | 25.3 | 15.1 | 28.6 | 4.9 | 7.4 | 5.3 | 11.5 | : | 21.0 | 15.1 | 10.9 | 7.5 | |
| 1998 | Jan | 18.9 | : | 18.1 | 6.1 | 11.6 | : | 31.2 | 24.8 | 15.0 | 29.1 | 4.0 | 8.5 | 5.3 | 11.6 | : | 18.2 | 14.9 | 11.4 | 8.0 | |
| | Feb | 18.7 | : | 18.3 | 5.6 | 11.4 | : | 30.6 | 24.6 | 14.7 | : | 4.1 | 8.2 | 5.5 | 11.5 | : | 18.2 | 14.8 | 11.5 | 7.7 | |
| | Mar | 18.6 | : | 18.4 | 5.3 | 11.4 | : | : | 24.3 | 14.5 | : | 4.0 | : | 5.3 | 11.2 | : | 18.6 | : | 11.1 | 8.1 | |

| | 0606 | Arbeitslosenquoten Frauen unter 25 Jahren saisonbereinigt | | | | | | | | | | Unemployment rates of women under 25 years seasonally adjusted | | | | | Taux de chômage femmes moins de 25 ans désaisonné | | | | |
|------|------|---|--------|------|------|------|------|------|------|------|------|--|------|-----|------|-----|---|------|------|-----|--|
| | | EU-15 | EUR-11 | B | DK | D | EL | E | F | IRL | I | L | NL | A | P | FIN | S | UK | US | JP | |
| 1994 | | 22.8 | : | 26.0 | 11.6 | 8.6 | 37.0 | 50.1 | 32.0 | 20.6 | 36.4 | 7.2 | 10.7 | 7.0 | 17.0 | : | 19.0 | 13.7 | 11.6 | 5.4 | |
| 1995 | | 23.1 | : | 26.6 | 12.9 | 8.7 | 38.3 | 49.0 | 31.2 | 17.9 | 38.6 | 7.8 | 12.7 | 6.7 | 18.5 | : | 17.7 | 13.3 | 11.6 | 6.0 | |
| 1996 | | 23.5 | : | 27.5 | 12.6 | 9.2 | 41.0 | 48.7 | 32.2 | 17.2 | 39.0 | 8.5 | 12.4 | 7.3 | 20.0 | : | 19.8 | 12.5 | 11.3 | 6.5 | |
| 1997 | | 23.0 | : | 27.8 | 10.3 | 9.9 | 40.6 | 46.2 | 31.9 | 14.9 | 38.9 | 10.0 | 10.4 | 7.8 | 19.7 | : | 20.1 | 12.2 | 10.7 | 6.5 | |
| 1997 | Jan | 23.3 | : | 27.4 | 11.5 | 9.4 | : | 47.4 | 32.3 | 16.0 | 39.0 | 9.5 | 11.1 | 7.8 | 19.7 | : | 19.9 | 12.7 | 11.3 | 6.3 | |
| | Feb | 23.3 | : | 27.8 | 10.9 | 9.5 | : | 46.6 | 32.2 | 15.7 | 39.1 | 9.3 | 10.7 | 7.9 | 20.2 | : | 21.5 | 12.5 | 11.7 | 6.3 | |
| | Mar | 23.3 | : | 28.1 | 10.6 | 9.6 | : | 46.6 | 32.2 | 15.7 | 39.2 | 9.5 | 11.0 | 7.8 | 19.3 | : | 22.2 | 12.3 | 11.2 | 6.3 | |
| | Apr | 23.3 | : | 28.3 | 10.5 | 9.6 | 40.6 | 46.8 | 32.1 | 15.2 | 39.7 | 9.9 | 10.9 | 7.8 | 18.8 | : | 20.0 | 12.2 | 10.9 | 6.4 | |
| | May | 23.3 | : | 28.2 | 10.5 | 9.7 | 40.6 | 46.5 | 32.2 | 14.9 | 39.4 | 10.2 | 11.4 | 7.5 | 18.2 | : | 22.9 | 12.5 | 11.5 | 6.6 | |
| | Jun | 23.5 | : | 28.3 | 10.3 | 9.7 | 40.6 | 46.7 | 32.2 | 15.2 | 38.8 | 10.6 | 12.9 | 8.0 | 19.6 | : | 23.1 | 12.7 | 10.9 | 6.6 | |
| | Jul | 23.1 | : | 27.8 | 10.7 | 10.0 | : | 46.2 | 31.8 | 15.1 | 38.8 | 10.6 | 11.5 | 8.2 | 21.2 | : | 20.6 | 12.6 | 10.5 | 6.2 | |
| | Aug | 22.7 | : | 27.8 | 10.2 | 10.2 | : | 45.5 | 31.5 | 14.8 | 38.6 | 10.8 | 10.4 | 7.9 | 20.3 | : | 19.8 | 11.7 | 10.4 | 6.4 | |
| | Sep | 22.7 | : | 28.2 | 9.5 | 10.3 | : | 45.3 | 32.1 | 14.5 | 38.7 | 10.7 | 8.8 | 7.8 | 20.2 | : | 18.6 | 11.8 | 10.3 | 6.2 | |
| | Oct | 22.6 | : | 27.6 | 9.7 | 10.2 | : | 45.8 | 31.9 | 14.1 | 38.6 | 10.1 | 9.0 | 7.7 | 19.9 | : | 19.1 | 11.3 | 9.9 | 6.5 | |
| | Nov | 22.4 | : | 27.5 | 9.5 | 10.0 | : | 45.5 | 31.6 | 13.8 | 38.3 | 9.8 | 8.9 | 7.5 | 19.8 | : | 17.9 | 11.8 | 10.1 | 6.9 | |
| | Dec | 22.2 | : | 27.3 | 9.2 | 9.8 | : | 45.0 | 30.9 | 13.6 | 38.3 | 9.9 | 8.1 | 8.0 | 19.6 | : | 14.8 | 12.0 | 10.1 | 6.8 | |
| 1998 | Jan | 22.3 | : | 27.0 | 9.6 | 9.7 | : | 44.4 | 30.5 | 13.5 | 38.9 | 8.8 | 8.5 | 7.9 | 19.6 | : | 18.3 | 12.3 | 10.4 | 6.5 | |
| | Feb | 22.1 | : | 27.3 | 9.1 | 9.6 | : | 44.4 | 30.2 | 13.2 | : | 8.7 | 8.2 | 7.9 | 19.6 | : | 17.2 | 12.1 | 9.7 | 6.5 | |
| | Mar | 22.0 | : | 27.3 | 8.9 | 9.5 | : | : | 29.9 | 13.1 | : | 8.6 | : | 8.1 | 19.5 | : | 16.8 | : | 10.0 | 6.7 | |

Industrie
Industry
Industrie

INDUSTRIELLE PRODUKTION
INDUSTRIAL PRODUCTION
PRODUCTION INDUSTRIELLE



0701 Industrie insgesamt⁽¹⁾ 1995 = 100 Total industry⁽¹⁾ 1995 = 100 Ensemble de l'industrie⁽¹⁾ 1995 = 100

NACE Rev.1 C-F

| | EU-15 | EUR-11 | B | DK | D | EL | E | F | IRL | I | L | NL | A | P | FIN | S | UK | US | JP |
|----------|-------|--------|-------|-------|-------|----|-------|-------|-------|-------|-------|-------|---|---|-------|---|-------|----|----|
| 1994 | 97.2 | : | 94.6 | 95.3 | 98.4 | : | 95.3 | 98.4 | 84.1 | 95.2 | 100.2 | 97.9 | : | : | 94.5 | : | 98.5 | : | : |
| 1995 | 100.0 | : | 100.3 | 100.0 | 100.0 | : | 100.0 | 100.0 | 100.0 | 100.0 | 100.0 | 100.0 | : | : | 100.0 | : | 100.0 | : | : |
| 1996 | 99.7 | : | 101.1 | 102.4 | 98.9 | : | 98.8 | 99.3 | 108.0 | 98.1 | 98.1 | 102.1 | : | : | 103.6 | : | 101.2 | : | : |
| 1997 | : | : | 105.1 | 107.2 | 102.3 | : | 104.3 | 102.6 | : | 100.0 | 103.3 | 104.6 | : | : | 113.1 | : | : | : | : |
| 1997 Jan | 100.3 | : | 97.6 | 104.5 | 100.3 | : | 99.8 | 98.5 | 120.8 | 96.6 | 97.0 | 103.2 | : | : | 108.7 | : | 102.0 | : | : |
| Feb | 101.5 | : | 104.0 | 106.5 | 102.5 | : | 100.2 | 100.3 | 114.3 | 98.6 | 104.7 | 104.7 | : | : | 107.7 | : | 101.9 | : | : |
| Mar | 101.2 | : | 105.5 | 104.0 | 100.3 | : | 101.9 | 100.2 | 123.0 | 99.6 | 99.6 | 102.1 | : | : | 108.9 | : | 102.1 | : | : |
| Apr | 102.8 | : | 102.2 | 105.9 | 103.2 | : | 104.8 | 102.8 | 120.1 | 100.0 | 101.1 | 105.5 | : | : | 110.6 | : | 102.4 | : | : |
| May | 101.6 | : | 104.6 | 106.5 | 99.7 | : | 102.1 | 102.0 | 118.7 | 100.1 | 99.7 | 103.4 | : | : | 109.3 | : | 102.6 | : | : |
| Jun | 102.9 | : | 104.0 | 106.9 | 104.1 | : | 104.2 | 102.2 | 123.1 | 100.5 | 100.6 | 104.1 | : | : | 111.6 | : | 102.8 | : | : |
| Jul | : | : | 112.7 | 109.4 | 104.5 | : | 105.0 | 104.1 | 127.0 | 101.0 | 104.3 | 104.9 | : | : | 119.4 | : | : | : | : |
| Aug | : | : | 107.6 | 107.4 | 101.1 | : | 105.2 | 104.1 | 129.9 | 98.3 | 106.9 | 104.5 | : | : | 113.2 | : | : | : | : |
| Sep | : | : | 105.0 | 109.0 | 103.3 | : | 106.2 | 103.7 | 129.5 | 100.8 | 104.6 | 105.2 | : | : | 112.2 | : | : | : | : |
| Oct | : | : | 105.6 | 108.5 | 104.2 | : | 107.3 | 105.6 | 130.3 | 101.3 | 107.5 | 106.1 | : | : | 114.5 | : | : | : | : |
| Nov | : | : | 104.7 | 109.1 | 104.5 | : | 106.4 | 104.0 | : | 101.1 | 107.5 | 106.9 | : | : | 116.5 | : | : | : | : |
| Dec | : | : | 111.0 | 109.3 | 103.5 | : | 108.5 | 105.7 | : | 102.2 | 107.9 | 105.2 | : | : | 126.4 | : | : | : | : |
| 1998 Jan | : | : | 109.8 | 109.7 | 105.8 | : | : | 105.5 | : | 100.8 | 111.2 | 107.0 | : | : | 117.8 | : | : | : | : |
| Feb | : | : | 109.2 | : | 106.3 | : | : | 106.1 | : | 102.2 | 108.5 | 106.5 | : | : | 120.1 | : | : | : | : |
| Mar | : | : | 105.6 | : | : | : | : | 108.0 | : | 102.6 | 108.3 | 107.5 | : | : | 122.3 | : | : | : | : |

0702 Industrie insgesamt (ohne Baugewerbe)⁽¹⁾ 1995 = 100 Total industry (excluding construction)⁽¹⁾ 1995 = 100 Ensemble de l'industrie sans bâtiment⁽¹⁾ 1995 = 100

NACE Rev.1 C-E

| | EU-15 | EUR-11 | B | DK | D | EL | E | F | IRL | I | L | NL | A | P | FIN | S | UK | US | JP |
|----------|-------|--------|-------|-------|-------|-------|-------|-------|-------|-------|-------|-------|-------|-------|-------|-------|-------|-------|-------|
| 1994 | 96.3 | 96.3 | 93.9 | 96.0 | 98.0 | 98.3 | 95.6 | 98.0 | 84.1 | 94.2 | 99.5 | 97.2 | 94.3 | 95.5 | 94.2 | 88.8 | 97.8 | 95.3 | 96.7 |
| 1995 | 100.0 | 100.0 | 100.3 | 100.0 | 100.0 | 100.0 | 100.0 | 100.0 | 100.0 | 100.0 | 100.0 | 100.0 | 100.0 | 100.0 | 100.1 | 100.0 | 100.0 | 100.0 | 100.0 |
| 1996 | 100.1 | 99.8 | 101.1 | 101.1 | 100.2 | 101.0 | 99.0 | 99.9 | 108.0 | 97.2 | 99.6 | 102.7 | : | 101.4 | 103.4 | 103.1 | 100.9 | 103.5 | 102.4 |
| 1997 | 103.9 | 103.9 | 105.6 | 105.6 | 104.1 | 102.7 | 105.9 | 103.8 | : | 99.8 | 106.3 | 104.7 | : | 103.9 | 112.6 | 111.2 | 102.3 | 108.6 | 106.8 |
| 1997 Jan | 101.4 | 100.9 | 98.4 | 102.2 | 101.6 | 102.1 | 101.6 | 100.1 | 120.8 | 95.7 | 100.6 | 104.6 | 104.2 | 101.5 | 108.6 | 106.4 | 102.2 | 105.9 | 110.3 |
| Feb | 102.0 | 101.7 | 103.1 | 105.0 | 103.0 | 102.1 | 101.0 | 100.8 | 114.3 | 98.5 | 105.4 | 102.4 | 102.2 | 102.1 | 108.1 | 105.9 | 101.9 | 106.6 | 106.8 |
| Mar | 102.4 | 101.8 | 106.7 | 102.3 | 101.6 | 102.2 | 103.8 | 100.7 | 123.0 | 99.7 | 101.3 | 103.2 | 104.4 | 101.5 | 109.3 | 110.9 | 101.6 | 106.9 | 106.1 |
| Apr | 103.2 | 104.0 | 102.4 | 104.2 | 104.5 | 102.5 | 107.1 | 103.8 | 120.1 | 99.6 | 103.6 | 105.2 | 105.3 | 103.6 | 111.7 | 106.8 | 102.5 | 107.4 | 105.8 |
| May | 103.1 | 102.5 | 105.7 | 104.4 | 102.0 | 103.0 | 103.7 | 103.1 | 118.7 | 99.7 | 102.7 | 104.2 | 105.0 | 100.4 | 109.8 | 108.7 | 101.6 | 107.6 | 110.2 |
| Jun | 104.0 | 104.0 | 104.8 | 104.9 | 105.9 | 103.1 | 105.5 | 103.3 | 123.1 | 100.1 | 103.5 | 104.7 | 103.4 | 104.2 | 112.4 | 109.0 | 103.1 | 107.9 | 107.1 |
| Jul | 104.5 | 105.7 | 112.6 | 108.0 | 106.5 | 103.6 | 106.4 | 105.5 | 127.0 | 100.8 | 109.2 | 104.7 | 104.9 | 105.1 | 117.3 | 110.9 | 103.9 | 108.7 | 108.4 |
| Aug | 104.4 | 104.9 | 107.9 | 105.9 | 103.3 | 101.9 | 109.2 | 105.5 | 129.9 | 102.5 | 108.2 | 104.4 | 107.2 | 104.6 | 113.9 | 111.0 | 103.3 | 109.3 | 105.4 |
| Sep | 104.8 | 104.7 | 104.6 | 107.6 | 105.3 | 104.0 | 108.1 | 104.9 | 129.5 | 100.7 | 107.3 | 104.1 | 108.1 | 106.1 | 114.8 | 115.0 | 103.1 | 109.6 | 108.1 |
| Oct | 105.6 | 106.1 | 105.8 | 107.0 | 105.9 | 102.0 | 109.5 | 107.2 | 130.3 | 100.9 | 111.7 | 105.7 | 109.1 | 106.8 | 119.6 | 113.2 | 102.8 | 110.5 | 108.0 |
| Nov | 105.8 | 105.8 | 106.2 | 108.6 | 106.3 | 102.5 | 108.6 | 105.5 | : | 101.0 | 110.6 | 107.7 | 110.0 | 107.1 | 117.2 | 117.3 | 102.3 | 111.2 | 102.8 |
| Dec | 105.9 | 106.1 | 111.2 | 109.3 | 105.7 | 102.7 | 109.1 | 107.4 | : | 102.3 | 112.4 | 104.8 | 114.4 | 103.9 | 120.7 | 117.5 | 102.4 | 111.7 | 104.1 |
| 1998 Jan | 106.1 | 106.7 | 107.9 | 110.2 | 106.7 | 104.9 | 108.9 | 106.8 | : | 101.6 | 113.0 | 104.1 | 109.1 | 104.5 | 117.6 | 111.9 | 102.2 | 111.7 | 107.1 |
| Feb | 106.6 | 107.3 | 108.3 | 109.5 | 108.1 | 106.8 | 112.5 | 107.7 | : | 100.8 | 110.0 | 104.6 | 109.2 | : | 118.2 | 114.1 | 101.9 | 111.8 | 103.3 |
| Mar | : | : | 104.9 | : | : | 107.5 | 110.2 | 109.6 | : | 101.5 | 111.1 | 104.9 | : | : | 119.9 | : | 102.6 | : | : |

⁽¹⁾ Jährlich : arbeitstäglich bereinigt
Monatlich : Saisonbereinigte Angaben

⁽¹⁾ Annual : Data adjusted by working days
Monthly data : seasonally adjusted data

⁽¹⁾ Annuel : données corrigées des jours ouvrables
Mensuel : données désaisonnalisées

INDUSTRIELLE PRODUKTION
INDUSTRIAL PRODUCTION
PRODUCTION INDUSTRIELLE



| | Be- und verarbeitendes Gewerbe ⁽¹⁾ 0703 1995 = 100 | | | | | | | | | | Manufacturing ⁽¹⁾ 1995 = 100 | | | | | Industrie manufacturière ⁽¹⁾ 1995 = 100 | | | | |
|--------------|--|--------|-------|-------|-------|-------|-------|-------|-------|-------|--|-------|-------|-------|-------|---|-------|-------|-------|--|
| | EU-15 | EUR-11 | B | DK | D | EL | E | F | IRL | I | L | NL | A | P | FIN | S | UK | US | JP | |
| 1994 | 96.2 | 96.1 | 93.9 | 96.0 | 97.8 | 98.0 | 94.6 | 98.2 | 83.2 | 94.1 | 100.0 | 96.9 | 94.3 | 96.4 | 93.4 | 88.8 | 98.3 | 94.9 | 96.6 | |
| 1995 | 100.0 | 100.0 | 100.2 | 100.0 | 100.0 | 100.0 | 100.0 | 100.0 | 100.0 | 100.0 | 100.0 | 100.0 | 100.0 | 100.0 | 100.1 | 100.0 | 100.0 | 100.0 | 100.0 | |
| 1996 | 99.7 | 99.5 | 100.7 | 101.1 | 100.0 | 100.5 | 98.9 | 99.5 | 108.3 | 96.8 | 99.8 | 101.5 | : | 101.6 | 102.9 | 103.1 | 100.0 | 103.7 | 102.4 | |
| 1997 | 104.1 | 104.3 | 105.5 | 105.6 | 104.4 | 102.1 | 106.3 | 104.3 | : | 99.3 | 107.1 | 105.9 | : | 106.1 | 112.8 | 111.5 | 101.5 | 109.5 | 106.9 | |
| NACE Rev.1 D | | | | | | | | | | | | | | | | | | | | |
| 1997 Jan | 101.0 | 100.4 | 98.4 | 102.3 | 101.5 | 101.7 | 101.5 | 99.8 | 122.1 | 95.3 | 100.2 | 101.8 | 104.4 | 102.4 | 107.8 | 106.5 | 101.1 | 106.4 | 110.6 | |
| Feb | 102.2 | 102.0 | 101.8 | 105.1 | 103.2 | 101.2 | 101.6 | 101.4 | 115.3 | 98.3 | 107.0 | 104.7 | 103.7 | 103.8 | 107.8 | 106.0 | 101.6 | 107.3 | 106.7 | |
| Mar | 102.2 | 102.2 | 104.1 | 102.3 | 101.7 | 101.7 | 104.1 | 101.7 | 124.2 | 99.5 | 102.2 | 106.1 | 106.6 | 103.7 | 109.3 | 111.2 | 101.4 | 107.7 | 106.5 | |
| Apr | 104.0 | 104.2 | 101.9 | 104.4 | 104.7 | 101.8 | 107.6 | 104.3 | 121.6 | 99.0 | 104.9 | 105.1 | 107.3 | 106.8 | 111.9 | 107.0 | 102.1 | 108.1 | 106.1 | |
| May | 102.5 | 102.5 | 103.0 | 104.5 | 101.9 | 101.9 | 103.6 | 103.4 | 120.5 | 99.3 | 103.3 | 105.1 | 106.9 | 103.5 | 109.9 | 108.9 | 101.2 | 108.4 | 110.5 | |
| Jun | 104.1 | 104.3 | 103.8 | 104.7 | 106.9 | 101.7 | 106.0 | 103.6 | 125.5 | 99.7 | 103.9 | 105.6 | 105.1 | 106.4 | 112.6 | 109.2 | 101.7 | 108.7 | 107.0 | |
| Jul | 105.7 | 106.1 | 124.4 | 108.0 | 107.1 | 102.3 | 106.7 | 105.7 | 129.6 | 100.8 | 110.1 | 106.3 | 106.5 | 108.0 | 116.9 | 111.2 | 102.4 | 109.4 | 108.9 | |
| Aug | 104.7 | 105.2 | 105.4 | 105.7 | 103.5 | 100.9 | 109.7 | 105.7 | 132.2 | 101.0 | 107.3 | 105.5 | 108.8 | 108.7 | 114.5 | 111.3 | 102.1 | 110.3 | 105.6 | |
| Sep | 104.9 | 105.0 | 105.8 | 107.6 | 106.0 | 103.6 | 108.3 | 105.5 | 131.9 | 99.8 | 108.9 | 106.6 | 109.6 | 106.6 | 115.3 | 115.3 | 102.3 | 110.4 | 108.2 | |
| Oct | 106.1 | 106.5 | 106.1 | 107.1 | 106.4 | 101.9 | 110.3 | 107.6 | 132.1 | 100.1 | 112.8 | 106.9 | 110.4 | 107.0 | 120.6 | 113.4 | 102.1 | 111.3 | 108.3 | |
| Nov | 106.0 | 106.4 | 103.9 | 108.6 | 107.0 | 102.2 | 109.6 | 106.3 | : | 100.0 | 112.2 | 108.3 | 112.1 | 108.5 | 117.6 | 117.5 | 101.8 | 112.4 | 102.8 | |
| Dec | 106.7 | 107.0 | 110.9 | 109.4 | 106.6 | 103.4 | 109.9 | 108.6 | : | 102.1 | 112.1 | 107.7 | 120.9 | 106.9 | 121.9 | 117.8 | 101.4 | 112.8 | 104.1 | |
| 1998 Jan | 107.1 | 107.8 | 106.2 | 110.3 | 107.8 | 103.8 | 110.7 | 107.9 | : | 101.2 | 116.1 | 109.3 | 111.7 | 106.2 | 118.4 | 112.1 | 101.6 | 113.2 | 107.0 | |
| Feb | 107.5 | 108.2 | 106.3 | 109.6 | 109.0 | 104.5 | 114.1 | 108.7 | : | 100.3 | 112.4 | 109.4 | 112.1 | : | 118.6 | 114.4 | 101.7 | 113.2 | 103.4 | |
| Mar | : | : | 104.5 | : | : | 105.3 | 111.7 | 110.4 | : | 101.1 | 113.5 | 108.8 | : | : | 120.4 | : | 101.7 | : | : | |

| | Baugewerbe ⁽¹⁾ 0704 1995 = 100 | | | | | | | | | | Construction ⁽¹⁾ 1995 = 100 | | | | | Construction ⁽¹⁾ 1995 = 100 | | | | |
|---------------|--|--------|-------|-------|-------|----|-------|-------|-----|-------|---|-------|---|---|-------|---|-------|----|----|--|
| | EU-15 | EUR-11 | B | DK | D | EL | E | F | IRL | I | L | NL | A | P | FIN | S | UK | US | JP | |
| 1994 | 99.5 | 99.5 | 98.2 | 92.6 | 101.3 | : | 94.5 | 100.8 | : | 100.0 | 103.3 | 101.0 | : | : | 95.9 | : | 100.7 | : | : | |
| 1995 | 100.0 | 100.0 | 100.3 | 100.0 | 100.0 | : | 100.0 | 100.0 | : | 100.0 | 100.0 | 100.0 | : | : | 100.0 | : | 100.0 | : | : | |
| 1996 | 97.6 | 96.6 | 101.0 | 107.0 | 89.9 | : | 98.5 | 95.9 | : | 102.9 | 91.6 | 99.7 | : | : | 104.5 | : | 101.1 | : | : | |
| 1997 | 98.3 | 96.8 | 103.2 | 113.6 | 89.4 | : | 100.5 | 94.4 | : | : | 90.3 | 104.5 | : | : | 115.5 | : | 103.8 | : | : | |
| NACE Rev.1 45 | | | | | | | | | | | | | | | | | | | | |
| 1997 Jan | 97.7 | 96.6 | 91.2 | 112.6 | 90.4 | : | 98.0 | 87.5 | : | 101.0 | 79.3 | 102.6 | : | : | 110.3 | : | 102.8 | : | : | |
| Feb | 97.6 | 96.5 | 102.9 | 113.3 | 99.6 | : | 97.1 | 97.1 | : | 100.2 | 90.9 | 104.5 | : | : | 110.1 | : | 102.7 | : | : | |
| Mar | 98.4 | 97.3 | 104.5 | 113.4 | 92.7 | : | 97.6 | 97.1 | : | 101.0 | 92.1 | 102.5 | : | : | 110.7 | : | 103.0 | : | : | |
| Apr | 98.7 | 97.3 | 103.0 | 114.8 | 92.6 | : | 98.3 | 95.8 | : | 101.9 | 92.3 | 105.2 | : | : | 111.5 | : | 103.4 | : | : | |
| May | 97.8 | 96.3 | 99.9 | 113.9 | 84.4 | : | 99.0 | 94.1 | : | 102.7 | 89.6 | 102.1 | : | : | 112.4 | : | 103.8 | : | : | |
| Jun | 98.4 | 96.7 | 101.9 | 114.5 | 89.3 | : | 99.9 | 94.9 | : | 102.2 | 90.7 | 103.8 | : | : | 113.4 | : | 104.0 | : | : | |
| Jul | 98.3 | 96.9 | 112.6 | 114.1 | 88.5 | : | 100.9 | 94.3 | : | 101.5 | 87.1 | 103.8 | : | : | 114.4 | : | 104.1 | : | : | |
| Aug | 97.9 | 96.4 | 105.2 | 114.4 | 84.6 | : | 101.6 | 94.3 | : | 100.7 | 96.9 | 103.5 | : | : | 115.3 | : | 104.3 | : | : | |
| Sep | 98.3 | 96.7 | 102.7 | 114.9 | 88.3 | : | 100.7 | 95.3 | : | 100.0 | 92.3 | 105.2 | : | : | 115.1 | : | 104.5 | : | : | |
| Oct | 98.4 | 96.8 | 104.0 | 115.7 | 91.1 | : | 99.6 | 94.8 | : | : | 91.9 | 104.6 | : | : | 115.0 | : | 104.7 | : | : | |
| Nov | 98.4 | 96.9 | 105.0 | 112.1 | 90.5 | : | 99.9 | 93.9 | : | : | 95.3 | 104.8 | : | : | 116.3 | : | 104.9 | : | : | |
| Dec | 99.0 | 97.3 | 105.5 | 109.6 | 88.7 | : | 112.7 | 94.5 | : | : | 85.3 | 104.4 | : | : | 138.8 | : | 105.1 | : | : | |
| 1998 Jan | : | : | 115.5 | 107.7 | 98.8 | : | : | 96.3 | : | : | 103.5 | : | : | : | : | : | : | : | : | |
| Feb | : | : | 107.9 | : | 93.0 | : | : | 95.6 | : | : | 92.1 | : | : | : | : | : | : | : | : | |
| Mar | : | : | 104.3 | : | : | : | : | 97.5 | : | : | 92.7 | : | : | : | : | : | : | : | : | |

(¹) Jährlich : arbeitstäglich bereinigt
 Monatlich : Saisonbereinigte Angaben

(¹) Annual : Data adjusted by working days
 Monthly data : seasonally adjusted data

(¹) Annual : données corrigées des jours ouvrables
 Mensuel : données désaisonnalisées

PRODUKTION NACH INDUSTRIE-HAUPTGRUPPEN
PRODUCTION BY INDUSTRIAL GROUPINGS
PRODUCTION PAR REGROUPEMENTS INDUSTRIELS



| | Vorleistungsgüterindustrie ⁽¹⁾ 0801 1995 = 100 | | | | | | | | | Intermediate goods industry ⁽¹⁾ 1995 = 100 | | | | | | Industries des biens intermédiaires 1995 = 100 | | | |
|----------|--|--------|-------|-------|-------|-------|-------|-------|-------|--|-------|-------|-------|-------|-------|--|-------|-------|-------|
| | EU-15 | EUR-11 | B | DK | D | EL | E | F | IRL | I | L | NL | A | P | FIN | S | UK | US | JP |
| 1994 | 97.1 | 97.1 | 93.3 | 97.4 | 98.9 | 99.3 | 95.7 | 97.4 | 88.7 | 95.6 | 101.5 | 96.9 | 93.8 | 95.5 | 97.6 | 95.5 | 97.6 | 98.2 | 95.2 |
| 1995 | 100.0 | 100.0 | 100.2 | 100.0 | 100.0 | 100.0 | 100.0 | 100.0 | 100.0 | 100.0 | 100.0 | 100.0 | 100.0 | 100.0 | 100.0 | 100.0 | 100.0 | 100.0 | 100.0 |
| 1996 | 99.1 | 98.7 | 103.4 | 101.0 | 98.1 | 102.2 | 98.5 | 99.7 | 113.1 | 95.9 | 99.1 | 102.5 | 102.0 | 99.7 | 100.7 | 99.9 | 100.8 | 102.4 | 100.1 |
| 1997 | 104.0 | 104.3 | 110.1 | 106.4 | 104.3 | 104.6 | 104.4 | 104.0 | : | 100.4 | 108.7 | 103.6 | : | 103.4 | 112.9 | 106.1 | 101.9 | 106.3 | 105.4 |
| 1997 Jan | 100.8 | 100.3 | 102.9 | 101.6 | 99.7 | 103.9 | 100.5 | 100.0 | 121.1 | 94.6 | 101.7 | 105.8 | 104.3 | 100.6 | 107.2 | 103.3 | 101.8 | 104.9 | 107.1 |
| Feb | 101.6 | 101.3 | 106.0 | 106.7 | 102.6 | 104.2 | 98.0 | 102.1 | 121.8 | 97.8 | 106.2 | 100.0 | 106.0 | 101.8 | 107.7 | 103.1 | 101.0 | 105.4 | 104.6 |
| Mar | 101.8 | 101.5 | 111.5 | 104.6 | 100.8 | 104.4 | 102.2 | 101.8 | 136.4 | 99.3 | 103.4 | 98.3 | 108.1 | 100.0 | 108.4 | 105.3 | 100.3 | 105.3 | 104.6 |
| Apr | 103.1 | 104.1 | 106.7 | 106.9 | 104.4 | 104.5 | 105.3 | 102.9 | 132.8 | 99.3 | 105.0 | 106.2 | 109.0 | 101.8 | 109.9 | 103.0 | 101.7 | 106.0 | 104.2 |
| May | 103.2 | 102.9 | 110.7 | 105.5 | 101.4 | 102.7 | 103.4 | 103.5 | 129.6 | 100.0 | 104.2 | 103.1 | 110.6 | 99.4 | 111.0 | 105.5 | 100.5 | 106.1 | 107.6 |
| Jun | 104.2 | 104.4 | 108.6 | 106.6 | 106.8 | 104.3 | 104.1 | 103.4 | 137.8 | 100.7 | 106.6 | 103.6 | 107.4 | 104.8 | 112.0 | 104.6 | 103.2 | 105.9 | 105.1 |
| Jul | 104.7 | 106.0 | 117.4 | 107.6 | 106.3 | 106.9 | 104.9 | 103.8 | 143.5 | 102.1 | 111.6 | 104.6 | 108.7 | 104.8 | 114.0 | 105.5 | 104.2 | 105.8 | 106.6 |
| Aug | 104.7 | 104.6 | 114.4 | 107.3 | 103.9 | 106.6 | 108.3 | 104.9 | 158.1 | 103.5 | 110.0 | 104.1 | 108.8 | 104.0 | 115.1 | 105.2 | 102.9 | 106.6 | 105.1 |
| Sep | 105.0 | 105.3 | 108.1 | 108.1 | 105.4 | 105.9 | 107.2 | 104.4 | 153.9 | 101.9 | 110.1 | 103.2 | 112.0 | 107.2 | 113.1 | 107.3 | 102.3 | 106.5 | 107.3 |
| Oct | 105.8 | 107.0 | 109.9 | 108.0 | 107.0 | 104.8 | 107.6 | 106.5 | 148.5 | 101.9 | 116.2 | 105.9 | 112.1 | 107.8 | 116.7 | 108.3 | 101.8 | 107.4 | 107.0 |
| Nov | 106.2 | 106.6 | 112.2 | 108.9 | 107.1 | 104.4 | 107.2 | 105.4 | : | 102.0 | 113.4 | 105.8 | 112.2 | 106.7 | 119.8 | 110.2 | 101.4 | 108.4 | 102.8 |
| Dec | 106.5 | 107.1 | 115.7 | 107.6 | 107.1 | 102.6 | 107.3 | 107.0 | : | 104.5 | 117.8 | 102.1 | : | 103.0 | 121.4 | 111.0 | 102.3 | 108.4 | 103.6 |
| 1998 Jan | 106.8 | 107.7 | 114.0 | 111.5 | 108.2 | 103.9 | 105.3 | 107.2 | : | 102.8 | 116.9 | 101.2 | : | 104.3 | 117.1 | 107.8 | 100.7 | 108.0 | 105.6 |
| Feb | 107.3 | 108.2 | 117.7 | 109.8 | 108.8 | 108.8 | 108.8 | 108.7 | : | 103.1 | 113.3 | 101.3 | : | : | 118.4 | 109.5 | 100.3 | 108.4 | 102.1 |
| Mar | : | : | 111.6 | : | : | 108.4 | 107.4 | 108.5 | : | 103.8 | 114.2 | 102.6 | : | : | 119.2 | : | 101.9 | : | : |

| | Investitionsgüterindustrie ⁽¹⁾ 0802 1995 = 100 | | | | | | | | | Capital goods industry ⁽¹⁾ 1995 = 100 | | | | | | Industries des biens d'investissement ⁽¹⁾ 1995 = 100 | | | |
|----------|--|--------|-------|-------|-------|-------|-------|-------|-------|---|-------|-------|-------|-------|-------|---|-------|-------|-------|
| | EU-15 | EUR-11 | B | DK | D | EL | E | F | IRL | I | L | NL | A | P | FIN | S | UK | US | JP |
| 1994 | 92.9 | 93.0 | 92.8 | 90.6 | 94.1 | 93.9 | 87.5 | 100.8 | 73.6 | 86.8 | 93.7 | 95.9 | 86.9 | 96.3 | 82.2 | 78.1 | 97.6 | 95.0 | 95.7 |
| 1995 | 100.0 | 100.0 | 100.4 | 100.0 | 100.0 | 100.0 | 100.0 | 100.0 | 103.0 | 100.0 | 100.0 | 100.0 | 100.0 | 100.0 | 100.3 | 100.0 | 100.0 | 100.0 | 100.0 |
| 1996 | 102.0 | 101.9 | 101.5 | 102.4 | 102.5 | 97.2 | 102.6 | 99.9 | 103.2 | 100.0 | 105.9 | 103.7 | : | 111.6 | 107.6 | 105.7 | 102.0 | 105.2 | 109.1 |
| 1997 | 106.1 | 105.6 | 102.6 | 104.0 | 107.3 | 101.9 | 113.2 | 105.4 | : | 96.3 | 108.2 | 105.9 | : | 115.9 | 120.2 | 118.4 | 105.2 | 113.3 | 115.0 |
| 1997 Jan | 102.5 | 101.5 | 100.2 | 101.7 | 104.8 | 94.1 | 106.6 | 99.7 | 132.9 | 92.5 | 103.1 | 102.1 | 105.3 | 117.7 | 113.0 | 107.5 | 103.8 | 108.2 | 118.7 |
| Feb | 104.1 | 103.8 | 103.9 | 104.5 | 105.7 | 96.5 | 107.4 | 102.1 | 117.8 | 98.7 | 105.8 | 104.8 | 110.9 | 107.9 | 111.1 | 108.2 | 104.1 | 109.5 | 115.9 |
| Mar | 102.8 | 102.1 | 103.4 | 99.3 | 103.3 | 103.6 | 109.0 | 102.6 | 127.5 | 99.1 | 104.5 | 109.2 | 104.9 | 118.2 | 114.4 | 118.8 | 105.3 | 110.6 | 113.8 |
| Apr | 106.5 | 106.5 | 99.0 | 103.5 | 107.7 | 101.2 | 111.3 | 104.3 | 124.0 | 98.8 | 113.8 | 103.5 | 110.6 | 118.7 | 120.4 | 112.2 | 106.3 | 110.8 | 112.5 |
| May | 103.0 | 102.7 | 102.7 | 103.9 | 104.5 | 104.3 | 110.5 | 104.1 | 124.3 | 97.1 | 106.9 | 105.0 | 103.0 | 108.7 | 113.2 | 113.3 | 105.3 | 111.4 | 120.0 |
| Jun | 107.3 | 106.6 | 102.4 | 103.5 | 110.6 | 103.5 | 112.8 | 105.1 | 127.7 | 96.4 | 104.0 | 106.3 | 105.0 | 109.3 | 119.5 | 116.5 | 106.0 | 112.2 | 117.3 |
| Jul | 109.1 | 109.1 | 107.1 | 105.2 | 111.5 | 104.7 | 114.7 | 105.7 | 130.3 | 95.3 | 114.1 | 106.0 | 105.6 | 115.9 | 130.1 | 117.7 | 106.7 | 113.0 | 118.2 |
| Aug | 105.9 | 105.5 | 104.2 | 104.0 | 106.2 | 97.1 | 118.2 | 107.2 | 135.0 | 92.9 | 109.1 | 104.4 | 106.6 | 126.4 | 122.0 | 120.3 | 107.4 | 115.0 | 115.2 |
| Sep | 106.5 | 105.7 | 99.9 | 108.3 | 109.5 | 105.5 | 115.0 | 106.8 | 132.6 | 95.0 | 108.2 | 105.1 | 112.5 | 110.8 | 118.9 | 127.6 | 106.9 | 114.8 | 115.1 |
| Oct | 108.0 | 107.3 | 102.5 | 106.2 | 109.7 | 99.8 | 117.9 | 108.4 | 138.4 | 96.9 | 111.4 | 106.2 | 112.7 | 117.1 | 122.4 | 120.8 | 106.6 | 115.4 | 115.3 |
| Nov | 108.6 | 108.3 | 101.8 | 106.9 | 110.5 | 97.6 | 117.4 | 108.5 | : | 96.3 | 115.6 | 109.1 | 118.9 | 128.1 | 123.2 | 127.7 | 105.6 | 116.7 | 110.5 |
| Dec | 107.5 | 107.1 | 105.2 | 105.1 | 110.0 | 107.1 | 118.0 | 110.2 | : | 95.3 | 111.2 | 106.9 | 120.9 | 119.0 | 133.2 | 125.7 | 103.1 | 117.1 | 110.0 |
| 1998 Jan | 108.8 | 108.6 | 103.3 | 105.6 | 109.9 | 107.1 | 120.6 | 110.2 | : | 96.8 | 123.8 | 107.1 | 119.1 | 116.6 | 128.7 | 117.8 | 106.1 | 117.1 | 114.2 |
| Feb | 110.3 | 110.3 | 103.8 | 106.5 | 112.8 | 101.8 | 123.6 | 111.6 | : | 95.9 | 117.8 | 108.3 | 115.0 | : | 127.9 | 121.9 | 106.8 | 117.3 | 111.4 |
| Mar | : | : | 102.2 | : | : | 102.8 | 122.0 | 112.9 | : | 95.6 | 118.2 | 105.7 | : | : | 134.3 | : | 107.4 | : | : |

⁽¹⁾ Jährliche : Bereinigte Angaben je Arbeitstag
 Monatliche : Saisonbereinigte Angaben

⁽¹⁾ Annual : Data adjusted by working days
 Monthly data : seasonally adjusted data

⁽¹⁾ Annuel : données corrigées des jours ouvrables
 Mensuel : données désaisonnalisées

PRODUKTION NACH INDUSTRIE-HAUPTGRUPPEN
 PRODUCTION BY INDUSTRIAL GROUPINGS
 PRODUCTION PAR REGROUPEMENTS INDUSTRIELS



| | Gebrauchsgüterindustrie ⁽¹⁾ 0803 1995 = 100 | | | | | | | | | Durable consumer goods industry ⁽¹⁾ 1995 = 100 | | | | | | Industries des biens de consommation durables ⁽¹⁾ 1995 = 100 | | | | |
|----------|---|--------|-------|-------|-------|-------|-------|-------|-----|---|-------|-------|-------|-------|-------|---|-------|-------|-------|--|
| | EU-15 | EUR-11 | B | DK | D | EL | E | F | IRL | I | L | NL | A | P | FIN | S | UK | US | JP | |
| 1994 | 99.6 | 100.1 | 99.0 | 95.8 | 106.8 | 96.3 | 94.1 | 97.2 | : | 90.4 | 74.9 | 98.9 | 95.7 | 88.0 | 93.3 | 89.1 | 99.3 | 92.3 | 101.2 | |
| 1995 | 100.0 | 100.0 | 100.2 | 100.0 | 100.0 | 100.0 | 100.0 | 100.0 | : | 100.0 | 100.0 | 100.0 | 100.0 | 100.0 | 99.9 | 100.0 | 100.0 | 100.0 | 100.0 | |
| 1996 | 100.2 | 99.5 | 96.6 | 100.5 | 101.0 | 111.7 | 103.0 | 98.7 | : | 95.5 | 105.9 | 103.1 | : | 107.3 | 98.5 | 102.6 | 104.0 | 106.2 | 97.9 | |
| 1997 | 102.1 | 100.8 | 94.6 | 105.0 | 101.7 | 121.1 | 112.1 | 102.0 | : | 94.1 | 100.5 | 109.6 | : | 108.6 | 110.1 | 115.2 | 107.2 | 114.8 | 100.7 | |
| 1997 Jan | 100.2 | 98.3 | 90.1 | 100.7 | 100.5 | 128.9 | 106.6 | 96.6 | : | 91.1 | 87.0 | 104.2 | 90.4 | 105.8 | 98.4 | 113.0 | 107.3 | 109.8 | 110.2 | |
| Feb | 99.8 | 98.5 | 94.3 | 100.4 | 99.7 | 116.3 | 101.2 | 100.0 | : | 95.2 | 108.9 | 108.2 | 87.5 | 103.3 | 104.6 | 110.5 | 106.1 | 111.2 | 100.1 | |
| Mar | 103.6 | 103.0 | 96.1 | 97.2 | 103.5 | 120.9 | 107.7 | 98.8 | : | 99.3 | 85.3 | 108.8 | 85.9 | 103.1 | 109.6 | 111.7 | 104.0 | 111.9 | 102.2 | |
| Apr | 103.0 | 102.2 | 96.1 | 103.8 | 104.6 | 119.3 | 111.3 | 101.5 | : | 96.2 | 90.4 | 108.3 | 89.0 | 104.8 | 107.2 | 109.4 | 107.0 | 112.5 | 102.0 | |
| May | 99.1 | 97.6 | 94.6 | 102.1 | 98.5 | 122.4 | 107.2 | 99.2 | : | 98.5 | 83.0 | 108.3 | 89.8 | 99.1 | 109.1 | 111.7 | 104.5 | 113.0 | 109.1 | |
| Jun | 102.6 | 101.6 | 91.7 | 102.1 | 103.3 | 119.8 | 111.2 | 101.9 | : | 98.8 | 88.9 | 107.3 | 85.9 | 110.6 | 112.1 | 110.6 | 107.2 | 113.9 | 101.6 | |
| Jul | 106.7 | 106.4 | 99.5 | 110.8 | 105.0 | 123.4 | 110.4 | 104.0 | : | 95.8 | 91.6 | 109.9 | 86.4 | 114.3 | 120.6 | 114.5 | 106.6 | 114.9 | 103.9 | |
| Aug | 99.6 | 96.3 | 97.8 | 108.3 | 97.5 | 125.6 | 113.5 | 104.8 | : | 91.1 | 281.9 | 110.6 | 113.3 | 103.9 | 103.4 | 114.3 | 104.8 | 116.4 | 94.0 | |
| Sep | 102.0 | 100.7 | 92.2 | 109.6 | 102.6 | 122.9 | 115.9 | 104.3 | : | 92.0 | 90.0 | 110.0 | 104.4 | 116.3 | 110.9 | 117.1 | 106.2 | 116.5 | 99.6 | |
| Oct | 102.8 | 101.4 | 94.4 | 109.2 | 101.5 | 113.3 | 119.0 | 107.1 | : | 89.9 | 98.8 | 112.5 | 103.5 | 110.5 | 117.5 | 120.2 | 106.8 | 117.4 | 101.6 | |
| Nov | 103.9 | 102.1 | 92.7 | 110.6 | 103.2 | 123.0 | 118.0 | 106.4 | : | 91.2 | 95.4 | 113.3 | 99.8 | 113.1 | 115.8 | 125.1 | 107.8 | 119.1 | 91.0 | |
| Dec | 101.8 | 100.2 | 98.2 | 112.5 | 101.4 | 117.6 | 119.5 | 108.4 | : | 89.3 | 121.9 | 113.5 | 103.9 | 121.7 | 116.3 | 121.9 | 107.3 | 119.8 | 96.1 | |
| 1998 Jan | 103.1 | 102.2 | 95.8 | 113.5 | 102.9 | 117.7 | 117.7 | 109.5 | : | 91.4 | 90.4 | 115.2 | 99.4 | 114.0 | 117.0 | 119.0 | 110.0 | 120.1 | 100.4 | |
| Feb | 106.2 | 105.1 | 95.9 | 117.1 | 107.8 | 126.0 | 124.4 | 111.9 | : | 89.1 | 94.4 | 114.3 | 99.6 | : | 117.4 | 119.1 | 109.4 | 120.2 | 95.3 | |
| Mar | : | : | 90.8 | : | : | 128.6 | 121.8 | 111.2 | : | 88.5 | 120.5 | 113.8 | : | : | 115.1 | : | 106.8 | : | : | |

| | Verbrauchsgüterindustrie ⁽¹⁾ 0804 1995 = 100 | | | | | | | | | Non-durable consumer goods industry ⁽¹⁾ 1995 = 100 | | | | | | Industries des biens de consommation non durables ⁽¹⁾ 1995 = 100 | | | | |
|----------|--|--------|-------|-------|-------|-------|-------|-------|-------|---|-------|-------|-------|-------|-------|---|-------|-------|-------|--|
| | EU-15 | EUR-11 | B | DK | D | EL | E | F | IRL | I | L | NL | A | P | FIN | S | UK | US | JP | |
| 1994 | 98.3 | 98.3 | 94.8 | 98.2 | 98.2 | 97.6 | 100.9 | 99.2 | 91.6 | 97.1 | 104.1 | 98.3 | 103.5 | 99.2 | 99.0 | 95.8 | 98.3 | 98.0 | 100.2 | |
| 1995 | 100.0 | 100.0 | 100.2 | 100.0 | 100.0 | 100.0 | 100.0 | 100.0 | 100.0 | 100.0 | 100.0 | 100.0 | 100.0 | 100.0 | 100.0 | 100.0 | 100.0 | 100.0 | 100.0 | |
| 1996 | 99.0 | 98.5 | 97.4 | 100.7 | 99.3 | 99.1 | 95.9 | 97.6 | 101.2 | 97.6 | 95.6 | 102.3 | : | 101.1 | 101.8 | 105.6 | 100.3 | 100.6 | 99.6 | |
| 1997 | 100.8 | 100.4 | 100.8 | 106.0 | 98.3 | 98.5 | 102.7 | 98.6 | : | 101.2 | 99.7 | 105.3 | : | 99.8 | 103.0 | 107.8 | 100.7 | 103.5 | 99.6 | |
| 1997 Jan | 100.1 | 99.3 | 96.9 | 102.9 | 99.7 | 99.7 | 100.0 | 96.7 | 101.1 | 98.6 | 91.6 | 104.4 | 102.6 | 98.8 | 101.8 | 110.6 | 100.7 | 102.6 | 105.5 | |
| Feb | 100.7 | 100.2 | 99.7 | 104.0 | 99.6 | 98.3 | 101.5 | 97.1 | 103.0 | 100.9 | 104.9 | 104.3 | 102.2 | 100.8 | 102.3 | 107.1 | 101.5 | 102.8 | 99.5 | |
| Mar | 100.4 | 100.2 | 100.7 | 103.1 | 97.7 | 95.8 | 102.2 | 97.8 | 102.6 | 102.1 | 97.4 | 106.2 | 102.3 | 100.0 | 104.7 | 108.1 | 100.8 | 102.9 | 98.9 | |
| Apr | 100.6 | 100.9 | 99.4 | 101.7 | 98.5 | 99.5 | 105.0 | 99.1 | 105.4 | 99.7 | 96.7 | 104.7 | 102.1 | 102.3 | 102.4 | 104.4 | 99.9 | 103.3 | 99.9 | |
| May | 100.3 | 99.7 | 99.8 | 104.4 | 97.2 | 98.7 | 100.5 | 99.0 | 103.1 | 100.5 | 99.0 | 105.8 | 101.7 | 99.3 | 100.7 | 105.9 | 100.1 | 103.1 | 102.4 | |
| Jun | 100.3 | 100.0 | 99.7 | 105.1 | 98.1 | 99.3 | 102.5 | 99.2 | 103.2 | 100.5 | 97.3 | 104.6 | 101.5 | 99.9 | 101.6 | 103.0 | 99.8 | 102.9 | 98.2 | |
| Jul | 100.8 | 100.5 | 102.8 | 111.3 | 99.1 | 97.0 | 102.7 | 98.1 | 103.6 | 100.4 | 100.1 | 105.1 | 101.8 | 101.0 | 105.6 | 109.3 | 100.0 | 103.3 | 101.9 | |
| Aug | 100.6 | 100.5 | 102.6 | 105.0 | 97.5 | 94.7 | 103.3 | 99.5 | 103.9 | 104.4 | 99.3 | 105.3 | 102.6 | 100.8 | 102.3 | 105.0 | 100.5 | 103.4 | 94.3 | |
| Sep | 101.1 | 100.6 | 101.1 | 105.9 | 98.0 | 99.6 | 103.2 | 100.0 | 106.0 | 100.4 | 101.4 | 105.1 | 102.5 | 99.3 | 102.8 | 106.2 | 101.0 | 103.6 | 100.5 | |
| Oct | 101.5 | 101.6 | 101.4 | 106.7 | 98.2 | 98.3 | 105.3 | 101.5 | 106.5 | 101.6 | 101.9 | 104.8 | 102.7 | 99.0 | 102.9 | 107.6 | 100.7 | 104.4 | 102.5 | |
| Nov | 100.9 | 100.7 | 99.8 | 109.5 | 97.9 | 99.9 | 102.4 | 100.4 | : | 101.8 | 103.0 | 108.0 | 103.3 | 98.7 | 103.9 | 110.3 | 100.4 | 104.9 | 95.6 | |
| Dec | 101.6 | 101.8 | 105.4 | 112.7 | 98.2 | 103.2 | 104.3 | 100.7 | : | 103.5 | 104.3 | 105.9 | 103.6 | 97.5 | 106.2 | 115.7 | 101.1 | 105.2 | 98.5 | |
| 1998 Jan | 101.2 | 101.6 | 102.1 | 110.3 | 100.5 | 102.5 | 106.0 | 100.8 | : | 98.8 | 106.0 | 107.6 | 102.2 | 98.6 | 105.5 | 108.2 | 100.3 | 105.6 | 99.7 | |
| Feb | 100.9 | 101.3 | 102.2 | 109.3 | 98.0 | 102.8 | 106.9 | 101.0 | : | 100.5 | 101.4 | 106.7 | 102.6 | : | 104.3 | 107.4 | 99.7 | 105.4 | 96.3 | |
| Mar | : | : | 101.0 | : | : | 105.8 | 104.2 | 100.7 | : | 99.9 | 101.0 | 106.1 | : | : | 102.9 | : | 99.1 | : | : | |

(¹) Jährliche : Bereinigte Angaben je Arbeitstag
 Monatliche : Saisonbereinigte Angaben

(¹) Annual : Data adjusted by working days
 Monthly data : seasonally adjusted data

(¹) Annuel : données corrigées des jours ouvrables
 Mensuel : données désaisonnalisées

PRODUKTION NACH AKTIVITÄTEN
PRODUCTION BY ACTIVITY
PRODUCTION PAR ACTIVITÉ



| | 0901 Ernährungsgewerbe ⁽¹⁾ 1995 = 100 | | | | | | | | | | | | | | | | | | | Manufacture of food products and beverages ⁽¹⁾ 1995 = 100 | | | | | | | | | | | | | | | | | | | Industries alimentaires ⁽¹⁾ 1995 = 100 | | | | | | | | | | | | | | | | | | |
|----------|---|--------|-------|-------|-------|-------|-------|-------|-------|-------|-------|-------|-------|-------|-------|-------|-------|----|----|--|--|--|--|--|--|--|--|--|--|--|--|--|--|--|--|--|--|--|--|--|--|--|--|--|--|--|--|--|--|--|--|--|--|--|--|--|--|
| | NACE Rev.1 15 | | | | | | | | | | | | | | | | | | | | | | | | | | | | | | | | | | | | | | | | | | | | | | | | | | | | | | | | |
| | EU-15 | EUR-11 | B | DK | D | EL | E | F | IRL | I | L | NL | A | P | FIN | S | UK | US | JP | | | | | | | | | | | | | | | | | | | | | | | | | | | | | | | | | | | | | | |
| 1994 | 97.5 | 97.2 | 92.0 | 103.6 | 95.8 | 97.4 | 101.4 | 96.9 | 91.1 | 98.1 | 101.5 | 97.7 | 104.3 | 97.1 | 96.5 | 95.3 | 98.2 | : | : | | | | | | | | | | | | | | | | | | | | | | | | | | | | | | | | | | | | | | |
| 1995 | 100.0 | 100.0 | 100.2 | 100.0 | 100.0 | 100.0 | 100.0 | 100.0 | 100.0 | 100.0 | 100.0 | 100.0 | 100.0 | 100.0 | 100.0 | 100.0 | 100.0 | : | : | | | | | | | | | | | | | | | | | | | | | | | | | | | | | | | | | | | | | | |
| 1996 | 100.5 | 100.4 | 102.2 | 98.8 | 102.3 | 98.0 | 96.4 | 101.5 | 101.8 | 97.2 | 95.8 | 100.7 | : | 102.7 | 103.2 | 105.0 | 100.7 | : | : | | | | | | | | | | | | | | | | | | | | | | | | | | | | | | | | | | | | | | |
| 1997 | 103.3 | 103.4 | 106.7 | 101.4 | 103.1 | 95.1 | 105.0 | 104.2 | : | 100.3 | 98.9 | 102.8 | : | 105.6 | 105.8 | 105.3 | 103.1 | : | : | | | | | | | | | | | | | | | | | | | | | | | | | | | | | | | | | | | | | | |
| 1997 Jan | 102.2 | 101.6 | 101.4 | 99.4 | 103.7 | 101.7 | 98.9 | 102.2 | 98.6 | 98.9 | 100.7 | 104.1 | 108.9 | 104.1 | 106.5 | 109.1 | 102.1 | : | : | | | | | | | | | | | | | | | | | | | | | | | | | | | | | | | | | | | | | | |
| Feb | 103.1 | 103.0 | 103.6 | 98.7 | 103.2 | 92.9 | 107.4 | 102.5 | 101.9 | 99.5 | 100.8 | 102.2 | 104.5 | 102.9 | 106.5 | 104.1 | 103.1 | : | : | | | | | | | | | | | | | | | | | | | | | | | | | | | | | | | | | | | | | | |
| Mar | 102.9 | 103.1 | 106.9 | 101.2 | 101.1 | 95.5 | 109.7 | 102.9 | 101.5 | 99.2 | 96.5 | 104.3 | 106.0 | 104.5 | 107.9 | 106.3 | 102.2 | : | : | | | | | | | | | | | | | | | | | | | | | | | | | | | | | | | | | | | | | | |
| Apr | 102.5 | 103.0 | 103.0 | 99.7 | 102.9 | 94.5 | 106.9 | 105.8 | 106.3 | 97.2 | 96.5 | 102.3 | 102.8 | 105.9 | 102.5 | 97.5 | 101.9 | : | : | | | | | | | | | | | | | | | | | | | | | | | | | | | | | | | | | | | | | | |
| May | 102.5 | 102.9 | 105.3 | 102.1 | 102.3 | 98.4 | 102.8 | 104.2 | 104.4 | 98.9 | 92.0 | 104.1 | 104.5 | 104.5 | 102.3 | 102.8 | 102.5 | : | : | | | | | | | | | | | | | | | | | | | | | | | | | | | | | | | | | | | | | | |
| Jun | 102.4 | 102.2 | 104.8 | 104.0 | 102.8 | 97.6 | 102.8 | 103.7 | : | 99.1 | 97.8 | 101.2 | 100.1 | 103.9 | 103.7 | 100.6 | 103.7 | : | : | | | | | | | | | | | | | | | | | | | | | | | | | | | | | | | | | | | | | | |
| Jul | 102.8 | 103.0 | 108.3 | 104.0 | 103.4 | 88.7 | 103.9 | 103.6 | : | 98.6 | 97.9 | 102.7 | 101.2 | 104.8 | 107.9 | 107.7 | 103.5 | : | : | | | | | | | | | | | | | | | | | | | | | | | | | | | | | | | | | | | | | | |
| Aug | 103.5 | 104.2 | 109.2 | 101.3 | 102.1 | 85.2 | 105.0 | 103.6 | : | 104.3 | 93.6 | 103.7 | 103.6 | 105.8 | 103.4 | 103.2 | 103.5 | : | : | | | | | | | | | | | | | | | | | | | | | | | | | | | | | | | | | | | | | | |
| Sep | 103.8 | 103.9 | 105.1 | 99.6 | 103.5 | 93.5 | 105.4 | 105.4 | : | 101.7 | 107.2 | 100.8 | 103.4 | 109.8 | 105.2 | 104.7 | 104.1 | : | : | | | | | | | | | | | | | | | | | | | | | | | | | | | | | | | | | | | | | | |
| Oct | 104.4 | 104.6 | 104.7 | 99.9 | 104.3 | 95.7 | 107.2 | 105.9 | : | 100.1 | 101.2 | 102.2 | 104.1 | 105.0 | 106.3 | 104.7 | 104.0 | : | : | | | | | | | | | | | | | | | | | | | | | | | | | | | | | | | | | | | | | | |
| Nov | 103.7 | 103.8 | 105.6 | 102.4 | 103.0 | 95.7 | 104.6 | 106.2 | : | 102.0 | 108.2 | 104.8 | 106.0 | 105.2 | 105.7 | 106.7 | 104.3 | : | : | | | | | | | | | | | | | | | | | | | | | | | | | | | | | | | | | | | | | | |
| Dec | 105.5 | 105.9 | 122.7 | 103.8 | 104.4 | 101.4 | 106.8 | 106.4 | : | 103.9 | 96.7 | 101.5 | 122.3 | 107.2 | 112.8 | 113.2 | 105.9 | : | : | | | | | | | | | | | | | | | | | | | | | | | | | | | | | | | | | | | | | | |
| 1998 Jan | 105.5 | 106.7 | 104.9 | 104.5 | 108.0 | 105.4 | 110.1 | 106.6 | : | 102.2 | 101.8 | : | 100.7 | 104.6 | 110.6 | 104.3 | 103.3 | : | : | | | | | | | | | | | | | | | | | | | | | | | | | | | | | | | | | | | | | | |
| Feb | 104.3 | 105.1 | 107.9 | 101.5 | 105.5 | 102.6 | 110.6 | 106.0 | : | 100.1 | 106.3 | : | 99.0 | : | 108.2 | 100.5 | 103.2 | : | : | | | | | | | | | | | | | | | | | | | | | | | | | | | | | | | | | | | | | | |
| Mar | : | : | 105.1 | : | : | 104.4 | 105.1 | 106.8 | : | 100.0 | 105.1 | : | : | : | 106.9 | : | 103.2 | : | : | | | | | | | | | | | | | | | | | | | | | | | | | | | | | | | | | | | | | | |

| | 0902 Textilgewerbe ⁽¹⁾ 1995 = 100 | | | | | | | | | | | | | | | | | | | Manufacture of textiles ⁽¹⁾ 1995 = 100 | | | | | | | | | | | | | | | | | | | Industrie textile ⁽¹⁾ 1995 = 100 | | | | | | | | | | | | | | | | | | |
|----------|---|--------|-------|-------|-------|-------|-------|-------|-------|-------|-------|-------|-------|-------|-------|-------|-------|-------|-------|--|--|--|--|--|--|--|--|--|--|--|--|--|--|--|--|--|--|--|--|--|--|--|--|--|--|--|--|--|--|--|--|--|--|--|--|--|--|
| | NACE Rev.1 17 | | | | | | | | | | | | | | | | | | | | | | | | | | | | | | | | | | | | | | | | | | | | | | | | | | | | | | | | |
| | EU-15 | EUR-11 | B | DK | D | EL | E | F | IRL | I | L | NL | A | P | FIN | S | UK | US | JP | | | | | | | | | | | | | | | | | | | | | | | | | | | | | | | | | | | | | | |
| 1994 | 100.6 | 100.2 | 99.5 | 103.5 | 104.2 | 108.3 | 98.1 | 100.8 | 99.2 | 99.0 | 102.9 | 102.1 | 99.0 | 100.5 | 102.3 | 98.1 | 103.6 | 100.6 | 106.4 | | | | | | | | | | | | | | | | | | | | | | | | | | | | | | | | | | | | | | |
| 1995 | 100.0 | 100.0 | 100.4 | 100.0 | 100.0 | 100.0 | 100.0 | 100.0 | 100.0 | 100.0 | 100.0 | 100.0 | 100.0 | 100.0 | 100.1 | 100.0 | 100.0 | 100.0 | 100.0 | | | | | | | | | | | | | | | | | | | | | | | | | | | | | | | | | | | | | | |
| 1996 | 94.9 | 94.3 | 99.3 | 107.3 | 91.9 | 96.8 | 94.8 | 94.0 | 94.8 | 93.9 | 83.8 | 101.4 | : | 93.2 | 104.3 | 98.4 | 97.4 | 97.1 | 96.7 | | | | | | | | | | | | | | | | | | | | | | | | | | | | | | | | | | | | | | |
| 1997 | 98.7 | 98.6 | 107.9 | 99.1 | 91.9 | 99.7 | 100.3 | 95.2 | : | 100.1 | 91.5 | 105.0 | : | 95.5 | 104.6 | 97.6 | 100.0 | 99.8 | : | | | | | | | | | | | | | | | | | | | | | | | | | | | | | | | | | | | | | | |
| 1997 Jan | 96.4 | 95.4 | 103.3 | 96.2 | 91.2 | 98.9 | 97.4 | 94.3 | 90.2 | 95.5 | 66.6 | 102.2 | 101.1 | 94.7 | 104.1 | 98.6 | 100.2 | 98.0 | 96.8 | | | | | | | | | | | | | | | | | | | | | | | | | | | | | | | | | | | | | | |
| Feb | 98.0 | 97.4 | 104.2 | 104.3 | 92.5 | 99.8 | 98.9 | 96.2 | 97.5 | 97.5 | 91.1 | 105.3 | 101.9 | 94.4 | 103.0 | 98.1 | 101.2 | 98.0 | 96.4 | | | | | | | | | | | | | | | | | | | | | | | | | | | | | | | | | | | | | | |
| Mar | 98.5 | 98.2 | 107.4 | 93.2 | 91.1 | 98.7 | 99.3 | 96.8 | 100.8 | 100.2 | 82.4 | 104.5 | 112.4 | 93.7 | 104.8 | 98.5 | 101.2 | 97.6 | 95.9 | | | | | | | | | | | | | | | | | | | | | | | | | | | | | | | | | | | | | | |
| Apr | 100.5 | 100.3 | 108.3 | 96.4 | 93.7 | 98.3 | 101.5 | 98.3 | 97.0 | 101.5 | 83.8 | 105.0 | 109.8 | 97.1 | 104.4 | 96.7 | 101.5 | 100.0 | 96.0 | | | | | | | | | | | | | | | | | | | | | | | | | | | | | | | | | | | | | | |
| May | 98.7 | 98.7 | 107.1 | 98.5 | 90.1 | 90.5 | 100.1 | 97.4 | 96.2 | 100.9 | 97.4 | 101.6 | 107.6 | 94.8 | 98.0 | 97.1 | 99.1 | 97.9 | 96.4 | | | | | | | | | | | | | | | | | | | | | | | | | | | | | | | | | | | | | | |
| Jun | 98.5 | 98.3 | 106.6 | 96.8 | 94.5 | 88.3 | 101.4 | 97.7 | : | 99.3 | 75.7 | 105.2 | 100.1 | 98.1 | 100.7 | 90.2 | 101.2 | 99.5 | 95.6 | | | | | | | | | | | | | | | | | | | | | | | | | | | | | | | | | | | | | | |
| Jul | 100.4 | 100.3 | 113.5 | 103.0 | 97.6 | 99.4 | 100.7 | 97.8 | : | 100.0 | 110.0 | 103.2 | 104.3 | 97.2 | 109.1 | 100.5 | 101.2 | 100.1 | 95.0 | | | | | | | | | | | | | | | | | | | | | | | | | | | | | | | | | | | | | | |
| Aug | 98.7 | 98.7 | 112.8 | 100.6 | 90.0 | 122.8 | 100.2 | 97.8 | : | 97.9 | 101.6 | 104.5 | 97.0 | 102.4 | 103.5 | 100.6 | 97.9 | 100.3 | 94.4 | | | | | | | | | | | | | | | | | | | | | | | | | | | | | | | | | | | | | | |
| Sep | 97.8 | 97.4 | 108.0 | 100.5 | 91.3 | 104.1 | 101.1 | 97.6 | : | 99.3 | 91.7 | 105.6 | 101.6 | 92.5 | 105.6 | 96.3 | 99.5 | 100.9 | 94.4 | | | | | | | | | | | | | | | | | | | | | | | | | | | | | | | | | | | | | | |
| Oct | 99.9 | 100.1 | 112.1 | 102.8 | 90.9 | 105.5 | 101.1 | 99.6 | : | 102.1 | 100.2 | 108.6 | 100.8 | 95.6 | 107.2 | 98.0 | 97.9 | 101.5 | : | | | | | | | | | | | | | | | | | | | | | | | | | | | | | | | | | | | | | | |
| Nov | 98.9 | 99.6 | 109.2 | 101.1 | 91.3 | 100.8 | 100.5 | 94.8 | : | 101.4 | 92.2 | 108.5 | 101.4 | 99.0 | 106.6 | 98.3 | 95.7 | 102.2 | : | | | | | | | | | | | | | | | | | | | | | | | | | | | | | | | | | | | | | | |
| Dec | 100.5 | 101.2 | 114.8 | 102.4 | 90.7 | 98.2 | 101.2 | 99.4 | : | 104.3 | 104.6 | 107.4 | 103.2 | 96.4 | 110.0 | 99.2 | 94.7 | 101.3 | : | | | | | | | | | | | | | | | | | | | | | | | | | | | | | | | | | | | | | | |
| 1998 Jan | 97.8 | 98.9 | 113.9 | 109.0 | 89.6 | 96.6 | 100.2 | 98.7 | : | 100.0 | 107.2 | 108.2 | 98.2 | 94.0 | 102.2 | 99.2 | 93.2 | 102.4 | : | | | | | | | | | | | | | | | | | | | | | | | | | | | | | | | | | | | | | | |
| Feb | 98.5 | 99.5 | 114.7 | 100.9 | 90.9 | 100.1 | 101.6 | 98.3 | : | 99.6 | 107.2 | 111.3 | 103.6 | : | 107.0 | 101.4 | 94.4 | : | : | | | | | | | | | | | | | | | | | | | | | | | | | | | | | | | | | | | | | | |
| Mar | : | : | 110.7 | : | : | 97.9 | 102.0 | 98.9 | : | 101.4 | 79.6 | 110.4 | : | : | 106.8 | : | 94.7 | : | : | | | | | | | | | | | | | | | | | | | | | | | | | | | | | | | | | | | | | | |

(¹) Jährliche : Bereinigte Angaben je Arbeitstag
Monatliche : Saisonbereinigte Angaben

(¹) Annual : Data adjusted by working days
Monthly data : seasonally adjusted data

(¹) Annuel : données corrigées des jours ouvrables
Mensuel : données désaisonnalisées

PRODUKTION NACH AKTIVITÄTEN
 PRODUCTION BY ACTIVITY
 PRODUCTION PAR ACTIVITÉ



| | Bekleidungsindustrie ⁽¹⁾ 0903 1995 = 100 | | | | | | | | | | Manufacture of wearing apparel ⁽¹⁾ 1995 = 100 NACE Rev.1 18 | | | | Industrie de l'habillement et des fourrures ⁽¹⁾ 1995 = 100 | | | | | |
|------|--|--------|-------|-------|-------|-------|-------|-------|-------|-------|---|-------|-------|-------|---|-------|-------|-------|------|---|
| | EU-15 | EUR-11 | B | DK | D | EL | E | F | IRL | I | L | NL | A | P | FIN | S | UK | US | JP | |
| 1994 | 102.0 | 101.9 | 122.5 | 97.3 | 109.3 | 109.4 | 102.8 | 108.3 | 108.3 | 91.6 | : | 118.6 | 114.9 | 91.9 | 119.6 | 95.1 | 103.0 | 99.4 | : | |
| 1995 | 100.0 | 100.0 | 100.0 | 100.0 | 100.0 | 100.0 | 100.0 | 100.0 | 100.0 | 100.0 | : | 100.0 | 100.0 | 100.0 | 99.7 | 100.0 | 100.0 | 100.0 | : | |
| 1996 | 93.7 | 92.7 | 74.3 | 100.5 | 92.5 | 85.8 | 95.6 | 84.5 | 99.6 | 97.3 | : | 97.0 | : | 98.4 | 105.8 | 94.8 | 102.0 | 95.4 | : | |
| 1997 | 88.5 | 88.0 | 62.8 | 105.0 | 85.2 | 82.9 | 97.7 | 76.0 | : | 95.6 | : | 101.3 | : | 89.5 | 101.0 | 103.6 | 91.5 | 93.0 | : | |
| 1997 | Jan | 89.7 | 88.7 | 64.4 | 100.5 | 89.3 | 85.4 | 92.2 | 78.2 | 93.6 | 94.7 | : | 98.7 | 79.9 | 86.2 | 100.7 | 113.1 | 92.5 | 94.3 | : |
| | Feb | 90.0 | 89.0 | 66.1 | 101.3 | 88.0 | 88.5 | 94.4 | 78.2 | 96.9 | 95.2 | : | 102.7 | 74.8 | 91.9 | 96.7 | 105.8 | 94.4 | 92.5 | : |
| | Mar | 88.9 | 88.0 | 65.6 | 104.2 | 87.3 | 78.5 | 91.1 | 78.3 | 91.9 | 93.7 | : | 108.3 | 77.3 | 88.3 | 104.7 | 116.0 | 94.4 | 93.4 | : |
| | Apr | 90.0 | 89.4 | 70.7 | 99.9 | 86.6 | 86.3 | 100.6 | 79.1 | 88.5 | 94.3 | : | 96.2 | 88.4 | 90.3 | 107.9 | 98.8 | 91.5 | 94.0 | : |
| | May | 90.0 | 89.4 | 66.6 | 102.3 | 84.8 | 77.1 | 95.1 | 79.2 | 85.7 | 98.7 | : | 104.8 | 74.2 | 88.7 | 100.0 | 99.6 | 92.8 | 93.6 | : |
| | Jun | 88.6 | 88.3 | 62.4 | 106.1 | 86.0 | 82.3 | 97.1 | 79.5 | 86.9 | 94.7 | : | 98.4 | 76.9 | 88.5 | 100.4 | 91.8 | 87.8 | 92.9 | : |
| | Jul | 90.1 | 89.7 | 67.5 | 104.7 | 86.8 | 85.0 | 101.2 | 75.9 | 86.7 | 98.2 | : | 100.8 | 73.1 | 90.9 | 116.2 | 104.5 | 93.4 | 93.0 | : |
| | Aug | 87.9 | 87.5 | 63.5 | 106.9 | 84.8 | 81.9 | 102.2 | 75.9 | 83.8 | 95.2 | : | 97.1 | 72.5 | 86.2 | 97.4 | 77.4 | 90.5 | 92.0 | : |
| | Sep | 86.8 | 86.3 | 58.6 | 108.1 | 83.7 | 81.7 | 98.0 | 75.0 | 78.0 | 93.7 | : | 97.2 | 85.1 | 88.8 | 103.7 | 79.3 | 88.7 | 92.3 | : |
| | Oct | 87.9 | 87.4 | 59.3 | 107.0 | 81.4 | 83.7 | 102.0 | 77.2 | 73.8 | 94.2 | : | 104.1 | 74.3 | 92.6 | 94.3 | 98.7 | 91.5 | 92.5 | : |
| | Nov | 87.3 | 87.1 | 52.9 | 109.1 | 81.4 | 80.6 | 101.3 | 76.3 | : | 95.0 | : | 105.7 | 70.2 | 89.4 | 101.7 | 124.9 | 87.6 | 91.9 | : |
| | Dec | 87.4 | 87.1 | 56.6 | 110.0 | 80.9 | 83.9 | 99.1 | 76.0 | : | 95.9 | : | 99.3 | 70.8 | 91.0 | 97.5 | 128.7 | 88.5 | 93.3 | : |
| 1998 | Jan | 86.5 | 85.9 | 56.7 | 107.0 | 81.2 | 79.0 | 98.8 | 76.3 | : | 90.9 | : | 69.8 | 93.4 | 98.0 | 94.6 | 93.9 | 93.0 | : | |
| | Feb | 85.9 | 85.6 | 52.5 | 108.8 | 76.6 | 76.5 | 99.7 | 76.0 | : | 91.8 | : | 71.8 | : | 97.8 | 98.0 | 87.9 | : | : | |
| | Mar | : | : | 51.3 | : | : | 79.9 | 102.9 | 75.5 | : | 90.5 | : | : | : | 92.2 | : | 84.4 | : | : | |

| | Lederindustrie ⁽¹⁾ 0904 1995 = 100 | | | | | | | | | | Tanning and dressing of leather ⁽¹⁾ 1995 = 100 NACE Rev.1 19 | | | | Industrie du cuite et de la chaussures ⁽¹⁾ 1995 = 100 | | | | | |
|------|--|--------|-------|-------|-------|-------|-------|-------|------|-------|--|-------|-------|-------|--|-------|-------|-------|----|---|
| | EU-15 | EUR-11 | B | DK | D | EL | E | F | IRL | I | L | NL | A | P | FIN | S | UK | US | JP | |
| 1994 | 100.4 | 100.5 | 79.3 | 108.3 | 103.2 | 104.5 | 111.4 | 104.5 | : | 96.2 | : | 116.9 | 104.3 | 108.8 | 108.3 | 90.0 | 98.5 | : | : | |
| 1995 | 100.0 | 100.0 | 100.7 | 100.0 | 100.0 | 100.0 | 100.0 | 100.0 | : | 100.0 | : | 100.0 | 100.0 | 100.0 | 99.5 | 100.0 | 100.0 | : | : | |
| 1996 | 96.0 | 95.7 | 101.6 | 91.8 | 90.1 | 84.6 | 93.9 | 90.7 | : | 96.9 | : | 104.7 | : | 100.9 | 99.5 | 103.7 | 100.1 | : | : | |
| 1997 | 95.4 | 95.0 | 102.9 | 100.6 | 88.6 | 74.5 | 99.1 | 88.2 | : | 95.3 | : | 113.4 | : | 100.9 | 95.6 | 102.4 | 101.6 | : | : | |
| 1997 | Jan | 94.3 | 93.5 | 101.0 | 89.2 | 90.1 | 73.1 | 95.4 | 88.9 | : | 93.4 | : | 103.3 | 106.9 | 101.3 | 94.8 | 102.2 | 104.0 | : | : |
| | Feb | 97.9 | 97.4 | 100.6 | 90.7 | 91.1 | 81.6 | 99.1 | 90.1 | : | 98.7 | : | 115.4 | 100.6 | 102.8 | 88.3 | 96.3 | 102.5 | : | : |
| | Mar | 96.6 | 95.9 | 97.3 | 91.9 | 91.2 | 77.0 | 94.5 | 92.5 | : | 98.3 | : | 113.9 | 103.7 | 101.7 | 92.7 | 100.3 | 105.5 | : | : |
| | Apr | 97.1 | 97.8 | 92.5 | 108.1 | 89.0 | 77.0 | 102.1 | 90.9 | : | 96.4 | : | 111.3 | 103.1 | 106.9 | 99.6 | 94.0 | 101.0 | : | : |
| | May | 94.6 | 93.2 | 100.7 | 91.1 | 83.8 | 73.2 | 98.5 | 89.0 | : | 95.3 | : | 116.8 | 97.6 | 101.9 | 94.3 | 105.0 | 99.5 | : | : |
| | Jun | 95.6 | 95.0 | 96.5 | 93.0 | 90.0 | 65.7 | 99.1 | 90.8 | : | 94.8 | : | 114.1 | 103.7 | 102.3 | 94.7 | 109.7 | 100.9 | : | : |
| | Jul | 96.5 | 97.1 | 121.5 | 108.8 | 94.4 | 77.9 | 102.5 | 89.1 | : | 95.1 | : | 120.9 | 105.7 | 104.1 | 128.1 | 105.2 | 101.6 | : | : |
| | Aug | 94.1 | 93.6 | 108.1 | 117.5 | 88.4 | 60.8 | 97.5 | 89.1 | : | 94.2 | : | 102.7 | 102.3 | 103.5 | 92.3 | 96.5 | 98.4 | : | : |
| | Sep | 94.3 | 93.4 | 102.1 | 106.8 | 89.8 | 78.7 | 97.5 | 84.1 | : | 95.2 | : | 112.5 | 100.7 | 96.1 | 91.1 | 104.3 | 99.4 | : | : |
| | Oct | 94.2 | 93.8 | 104.4 | 107.4 | 87.2 | 76.2 | 100.7 | 85.2 | : | 94.0 | : | 110.3 | 100.1 | 96.3 | 100.7 | 104.6 | 100.9 | : | : |
| | Nov | 93.3 | 92.5 | 100.8 | 105.1 | 86.7 | 70.8 | 97.4 | 84.0 | : | 93.7 | : | 122.6 | 103.0 | 99.2 | 92.8 | 102.9 | 101.5 | : | : |
| | Dec | 94.4 | 95.3 | 110.7 | 97.2 | 87.8 | 70.3 | 102.0 | 86.6 | : | 96.3 | : | 119.5 | 101.3 | 94.9 | 101.5 | 102.8 | 96.5 | : | : |
| 1998 | Jan | 93.8 | 92.8 | 108.7 | 108.7 | 87.7 | 65.9 | 97.7 | 86.2 | : | 95.1 | : | 95.7 | 96.2 | 97.0 | 99.9 | 95.0 | : | : | |
| | Feb | 93.0 | 93.2 | 114.3 | 118.4 | 85.2 | 70.0 | 102.6 | 84.6 | : | 93.3 | : | 99.1 | : | 94.0 | 94.6 | 93.8 | : | : | |
| | Mar | : | 92.8 | 130.6 | : | : | 69.8 | 100.0 | 81.0 | : | 94.1 | : | : | : | 97.6 | : | 90.8 | : | : | |

⁽¹⁾ Jährliche : Bereinigte Angaben je Arbeitstag
 Monatliche : Saisonbereinigte Angaben

⁽¹⁾ Annual : Data adjusted by working days
 Monthly data : seasonally adjusted data

⁽¹⁾ Annuel : données corrigées des jours ouvrables
 Mensuel : données désaisonnalisées

PRODUKTION NACH AKTIVITÄTEN
PRODUCTION BY ACTIVITY
PRODUCTION PAR ACTIVITÉ



| 0905 | | Papiergewerbe ⁽¹⁾ 1995 = 100 | | | | | | | | | | Manufacture of pulp, paper and paper products ⁽¹⁾ 1995 = 100 | | | | | Industrie du papier et du carton ⁽¹⁾ 1995 = 100 | | | |
|---------------|-----|--|--------|-------|-------|-------|-------|-------|-------|-------|-------|---|-------|-------|-------|-------|--|-------|----|----|
| NACE Rev.1 21 | | | | | | | | | | | | | | | | | | | | |
| | | EU-15 | EUR-11 | B | DK | D | EL | E | F | IRL | I | L | NL | A | P | FIN | S | UK | US | JP |
| 1994 | | 100.2 | 100.0 | 96.8 | 98.1 | 101.8 | 96.4 | 96.9 | 101.9 | 100.2 | 99.9 | 92.8 | 98.7 | 97.8 | 95.0 | 98.6 | 103.0 | 99.3 | : | : |
| 1995 | | 100.0 | 100.0 | 100.1 | 100.0 | 100.0 | 100.0 | 100.0 | 100.0 | 100.0 | 100.0 | 100.0 | 100.0 | 100.0 | 100.0 | 99.9 | 100.0 | 100.0 | : | : |
| 1996 | | 98.1 | 98.4 | 101.3 | 94.3 | 98.5 | 95.0 | 99.2 | 99.0 | 96.7 | 98.2 | 122.2 | 99.2 | : | 98.0 | 95.7 | 97.0 | 97.7 | : | : |
| 1997 | | 104.2 | 105.6 | 111.2 | 98.7 | 101.8 | 90.4 | 108.0 | 104.6 | : | 106.4 | 124.0 | 107.2 | : | 104.9 | 109.8 | 106.0 | 95.7 | : | : |
| 1997 | Jan | 101.3 | 101.6 | 106.2 | 98.8 | 101.8 | 86.6 | 104.3 | 101.2 | 94.1 | 101.0 | 114.0 | 102.5 | 103.4 | 92.3 | 103.9 | 104.3 | 96.6 | : | : |
| | Feb | 102.2 | 102.9 | 106.6 | 97.0 | 103.6 | 84.4 | 99.1 | 103.2 | 94.4 | 104.3 | 138.5 | 104.2 | 99.6 | 100.8 | 103.9 | 105.5 | 95.5 | : | : |
| | Mar | 102.2 | 103.2 | 107.9 | 95.1 | 100.9 | 74.4 | 101.8 | 104.6 | 96.7 | 103.2 | 141.4 | 103.2 | 104.8 | 104.9 | 104.9 | 106.9 | 95.5 | : | : |
| | Apr | 104.6 | 106.8 | 110.3 | 100.5 | 104.6 | 78.2 | 118.6 | 106.4 | 99.7 | 107.9 | 110.4 | 105.6 | 107.4 | 103.5 | 105.8 | 99.2 | 98.2 | : | : |
| | May | 104.1 | 105.1 | 109.2 | 96.3 | 101.3 | 73.3 | 103.8 | 103.6 | 96.1 | 107.7 | 129.7 | 105.4 | 110.7 | 100.5 | 109.4 | 107.8 | 97.6 | : | : |
| | Jun | 103.3 | 104.6 | 107.7 | 97.0 | 101.3 | 85.1 | 106.1 | 104.0 | 96.5 | 106.1 | 127.4 | 106.5 | 104.6 | 109.9 | 109.3 | 105.4 | 97.2 | : | : |
| | Jul | 104.5 | 105.8 | 118.1 | 102.2 | 102.5 | 110.4 | 106.4 | 107.6 | 97.0 | 106.8 | 136.8 | 107.3 | 107.2 | 105.7 | 111.4 | 106.8 | 96.1 | : | : |
| | Aug | 105.9 | 107.3 | 112.5 | 99.5 | 101.2 | 122.0 | 108.6 | 107.6 | 99.9 | 106.4 | 147.4 | 108.9 | 107.7 | 111.8 | 111.4 | 105.3 | 95.6 | : | : |
| | Sep | 104.1 | 105.8 | 111.2 | 101.7 | 101.5 | 103.9 | 109.6 | 104.7 | 101.2 | 107.7 | 95.0 | 108.1 | 106.9 | 110.5 | 108.9 | 106.5 | 94.8 | : | : |
| | Oct | 105.0 | 106.5 | 114.1 | 101.4 | 101.2 | 96.2 | 112.8 | 105.3 | 102.9 | 106.0 | 111.0 | 110.3 | 105.6 | 104.7 | 112.0 | 105.9 | 96.8 | : | : |
| | Nov | 106.4 | 108.4 | 114.5 | 99.6 | 101.4 | 88.1 | 112.9 | 105.4 | : | 107.9 | 131.8 | 111.1 | 107.6 | 106.2 | 118.0 | 108.7 | 96.4 | : | : |
| | Dec | 107.6 | 109.6 | 121.3 | 99.1 | 101.5 | 91.7 | 111.5 | 105.9 | : | 111.9 | 109.1 | 114.4 | 114.4 | 109.7 | 119.0 | 110.4 | 94.6 | : | : |
| 1998 | Jan | 106.4 | 108.2 | 119.3 | 100.2 | 103.8 | 82.3 | 110.5 | 104.6 | : | 107.4 | 116.2 | 109.1 | 110.8 | 105.0 | 114.7 | 107.7 | 95.9 | : | : |
| | Feb | 106.9 | 109.0 | 122.1 | 100.9 | 104.1 | 87.9 | 116.1 | 104.7 | : | 108.7 | 125.2 | 108.6 | 112.1 | : | 116.2 | 107.5 | 95.7 | : | : |
| | Mar | : | : | 120.7 | : | : | 88.0 | 113.6 | 105.1 | : | 111.1 | 121.4 | 109.9 | : | : | 115.3 | : | 94.8 | : | : |

| 0906 | | Chemische Industrie ⁽¹⁾ 1995 = 100 | | | | | | | | | | Manufacture of chemicals and chemical products ⁽¹⁾ 1995 = 100 | | | | | Industrie chimique ⁽¹⁾ 1995 = 100 | | | |
|---------------|-----|--|--------|-------|-------|-------|-------|-------|-------|-------|-------|--|-------|-------|-------|-------|---|-------|-------|-------|
| NACE Rev.1 24 | | | | | | | | | | | | | | | | | | | | |
| | | EU-15 | EUR-11 | B | DK | D | EL | E | F | IRL | I | L | NL | A | P | FIN | S | UK | US | JP |
| 1994 | | 96.7 | 96.5 | 92.8 | 90.8 | 96.8 | 90.1 | 97.7 | 98.9 | 86.3 | 96.6 | 102.1 | 93.3 | 91.9 | 102.0 | 97.7 | 101.9 | 97.5 | 97.4 | 93.6 |
| 1995 | | 100.0 | 100.0 | 100.1 | 100.0 | 100.0 | 100.0 | 100.0 | 100.0 | 100.0 | 100.0 | 100.0 | 100.0 | 100.0 | 100.0 | 100.0 | 100.0 | 100.0 | 100.0 | 100.0 |
| 1996 | | 101.3 | 101.0 | 103.6 | 103.4 | 99.0 | 107.6 | 99.8 | 102.5 | 118.6 | 101.2 | 106.4 | 99.6 | : | 101.6 | 103.0 | 107.9 | 101.7 | 102.8 | 101.1 |
| 1997 | | 107.2 | 108.0 | 115.3 | 115.2 | 106.0 | 111.6 | 106.7 | 108.1 | : | 105.1 | 109.5 | 106.3 | : | 104.5 | 108.2 | 114.2 | 101.1 | 107.2 | : |
| 1997 | Jan | 103.9 | 103.6 | 107.9 | 109.9 | 102.3 | 108.1 | 99.8 | 103.8 | 130.0 | 101.9 | 102.0 | 102.1 | 107.5 | 106.5 | 107.4 | 115.2 | 102.2 | 106.9 | 103.9 |
| | Feb | 105.1 | 105.3 | 108.7 | 115.1 | 105.1 | 110.5 | 100.0 | 106.5 | 127.9 | 103.5 | 96.0 | 103.1 | 108.1 | 106.0 | 105.6 | 112.9 | 102.1 | 106.5 | 104.9 |
| | Mar | 105.0 | 105.4 | 114.0 | 108.5 | 102.8 | 109.6 | 104.3 | 108.0 | 148.5 | 106.1 | 102.3 | 103.9 | 110.0 | 104.7 | 108.0 | 111.9 | 101.8 | 105.8 | 106.2 |
| | Apr | 106.2 | 107.3 | 111.3 | 108.5 | 104.4 | 109.8 | 109.8 | 107.5 | 138.1 | 103.7 | 105.8 | 106.8 | 111.3 | 105.2 | 101.7 | 116.4 | 101.2 | 106.9 | 105.8 |
| | May | 105.8 | 106.4 | 116.7 | 110.6 | 104.9 | 111.2 | 103.9 | 105.8 | 145.4 | 102.7 | 93.5 | 105.1 | 114.6 | 102.6 | 102.5 | 113.0 | 100.6 | 106.9 | 106.8 |
| | Jun | 106.8 | 107.4 | 117.1 | 111.7 | 106.2 | 109.4 | 107.6 | 103.8 | 157.7 | 103.6 | 97.6 | 105.3 | 109.6 | 105.0 | 106.3 | 108.5 | 100.2 | 106.3 | 107.0 |
| | Jul | 108.4 | 110.0 | 121.6 | 122.9 | 109.7 | 108.0 | 107.9 | 110.8 | 167.6 | 106.6 | 96.5 | 107.0 | 110.2 | 110.9 | 111.6 | 114.5 | 101.6 | 106.6 | 105.4 |
| | Aug | 109.0 | 110.2 | 118.7 | 112.3 | 106.0 | 114.9 | 112.9 | 110.8 | 185.3 | 107.7 | 124.7 | 105.6 | 111.2 | 107.9 | 113.5 | 111.3 | 103.3 | 107.0 | 106.9 |
| | Sep | 108.5 | 109.2 | 115.5 | 118.1 | 106.7 | 111.3 | 107.8 | 109.2 | 179.1 | 107.0 | 109.0 | 107.4 | 110.2 | 107.9 | 105.6 | 112.6 | 102.2 | 107.5 | 108.0 |
| | Oct | 109.2 | 110.8 | 115.0 | 118.4 | 108.6 | 110.0 | 111.6 | 113.3 | 166.1 | 107.2 | 143.1 | 108.7 | 113.0 | 102.0 | 110.3 | 115.8 | 100.8 | 108.2 | : |
| | Nov | 108.8 | 109.7 | 116.7 | 123.4 | 107.3 | 118.2 | 108.2 | 108.6 | : | 106.1 | 120.1 | 109.1 | 114.8 | 97.4 | 113.6 | 116.5 | 100.8 | 108.7 | : |
| | Dec | 110.2 | 111.8 | 122.1 | 125.6 | 107.8 | 118.9 | 110.7 | 111.5 | : | 110.1 | 129.2 | 111.7 | 110.8 | 97.7 | 112.4 | 122.9 | 101.2 | 108.4 | : |
| 1998 | Jan | 109.3 | 110.7 | 111.2 | 124.5 | 106.9 | 116.9 | 107.8 | 110.2 | : | 108.4 | 125.2 | 109.7 | 108.8 | 100.0 | 111.2 | 117.8 | 99.8 | 109.8 | : |
| | Feb | 109.9 | 111.6 | 119.7 | 120.6 | 106.9 | 117.2 | 111.4 | 112.2 | : | 109.0 | 119.9 | 111.4 | 111.0 | : | 110.6 | 120.3 | 100.2 | : | : |
| | Mar | : | : | 115.6 | : | : | 121.7 | 109.0 | 113.2 | : | 105.8 | 132.3 | 109.0 | : | : | 110.1 | : | 100.3 | : | : |

(¹) Jährliche : Bereinigte Angaben je Arbeitstag
Monatliche : Saisonbereinigte Angaben

(¹) Annual : Data adjusted by working days
Monthly data : seasonally adjusted data

(¹) Annual : données corrigées des jours ouvrables
Mensuel : données désaisonnalisées

PRODUKTION NACH AKTIVITÄTEN
PRODUCTION BY ACTIVITY
PRODUCTION PAR ACTIVITÉ



| | 0907 Herstellung von Gummi- und Kunststoffwaren ⁽¹⁾ 1995 = 100 | | | | | | | | | Manufacture of rubber and plastic products ⁽¹⁾ 1995 = 100 NACE Rev.1 25 | | | | | Industrie du caoutchouc et des plastiques ⁽¹⁾ 1995 = 100 | | | | |
|----------|--|--------|-------|-------|-------|-------|-------|-------|-----|--|-------|-------|-------|-------|--|-------|-------|----|----|
| | EU-15 | EUR-11 | B | DK | D | EL | E | F | IRL | I | L | NL | A | P | FIN | S | UK | US | JP |
| 1994 | 96.9 | 96.7 | 87.4 | 101.0 | 98.5 | 115.6 | 90.9 | 96.9 | : | 96.6 | 93.7 | 100.0 | 92.3 | 92.8 | 97.4 | 96.6 | 97.1 | : | : |
| 1995 | 100.0 | 100.0 | 100.2 | 100.0 | 100.0 | 100.0 | 100.0 | 100.0 | : | 100.0 | 100.0 | 100.0 | 100.0 | 100.0 | 100.1 | 100.0 | 100.0 | : | : |
| 1996 | 97.0 | 96.8 | 100.2 | 98.8 | 95.3 | 106.0 | 102.0 | 100.1 | : | 92.6 | 99.8 | 100.2 | : | 110.8 | 100.0 | 98.1 | 97.7 | : | : |
| 1997 | 102.9 | 103.8 | 109.3 | 107.2 | 103.2 | 106.2 | 109.3 | 104.9 | : | 98.5 | 110.5 | 107.1 | : | 122.5 | 107.7 | 106.0 | 97.1 | : | : |
| 1997 Jan | 99.0 | 98.8 | 103.9 | 100.1 | 98.5 | 102.4 | 105.9 | 98.4 | : | 93.4 | 105.7 | 100.4 | 95.6 | 119.0 | 104.1 | 99.1 | 97.9 | : | : |
| Feb | 100.2 | 100.3 | 106.8 | 106.0 | 100.8 | 101.4 | 99.9 | 101.4 | : | 97.6 | 109.2 | 104.6 | 100.9 | 115.6 | 101.2 | 102.5 | 97.2 | : | : |
| Mar | 99.7 | 100.5 | 108.1 | 102.2 | 98.6 | 105.6 | 108.3 | 102.2 | : | 97.2 | 108.1 | 106.7 | 103.3 | 115.8 | 102.1 | 106.4 | 96.4 | : | : |
| Apr | 102.7 | 103.9 | 108.3 | 106.4 | 105.5 | 104.7 | 109.8 | 104.1 | : | 98.1 | 109.3 | 108.3 | 101.8 | 117.3 | 108.1 | 104.4 | 98.3 | : | : |
| May | 100.4 | 100.8 | 108.2 | 107.8 | 97.7 | 105.6 | 104.7 | 102.1 | : | 98.0 | 106.9 | 107.6 | 100.9 | 118.8 | 102.7 | 105.1 | 97.5 | : | : |
| Jun | 103.5 | 105.3 | 108.0 | 108.4 | 105.9 | 107.9 | 109.3 | 104.8 | : | 100.5 | 113.4 | 107.3 | 106.9 | 121.5 | 106.9 | 105.0 | 97.5 | : | : |
| Jul | 104.6 | 105.6 | 114.1 | 112.3 | 102.9 | 106.4 | 110.2 | 106.7 | : | 101.5 | 115.5 | 105.5 | 108.5 | 126.3 | 110.1 | 113.6 | 97.3 | : | : |
| Aug | 104.3 | 103.7 | 111.9 | 110.8 | 103.4 | 110.3 | 108.4 | 106.7 | : | 98.4 | 95.3 | 108.2 | 109.5 | 122.7 | 108.0 | 103.9 | 97.2 | : | : |
| Sep | 102.9 | 104.3 | 109.6 | 105.5 | 104.0 | 106.4 | 110.1 | 105.6 | : | 98.6 | 117.7 | 107.3 | 108.0 | 127.4 | 110.2 | 106.8 | 98.0 | : | : |
| Oct | 105.7 | 107.3 | 111.7 | 109.4 | 105.1 | 108.2 | 113.9 | 109.8 | : | 99.1 | 110.5 | 110.3 | 106.7 | 123.1 | 110.3 | 109.7 | 99.0 | : | : |
| Nov | 105.3 | 106.6 | 111.1 | 113.2 | 108.0 | 106.4 | 114.9 | 107.3 | : | 99.9 | 116.0 | 109.3 | 106.5 | 125.9 | 110.0 | 106.8 | 97.9 | : | : |
| Dec | 107.8 | 107.9 | 117.5 | 114.3 | 106.5 | 107.0 | 116.6 | 112.9 | : | 99.6 | 116.5 | 110.8 | 110.7 | 129.0 | 117.5 | 109.3 | 97.1 | : | : |
| 1998 Jan | 105.9 | 107.3 | 114.1 | 115.5 | 105.5 | 108.0 | 113.0 | 111.5 | : | 99.3 | 115.9 | : | 106.3 | 123.2 | 108.3 | 109.0 | 96.9 | : | : |
| Feb | 106.4 | 107.7 | 113.8 | 116.5 | 106.6 | 111.2 | 120.1 | 111.4 | : | 98.6 | 113.7 | : | 103.4 | : | 110.5 | 112.7 | 98.3 | : | : |
| Mar | : | : | 116.8 | : | : | 113.7 | 115.8 | 113.6 | : | 97.7 | 114.1 | : | : | : | 110.5 | : | 98.2 | : | : |

| | 0908 Metallerzeugung und- bearbeitung ⁽¹⁾ 1995 = 100 | | | | | | | | | Manufacture of basic metals ⁽¹⁾ 1995 = 100 NACE Rev.1 27 | | | | | Métallurgie ⁽¹⁾ 1995 = 100 | | | | |
|----------|--|--------|-------|-------|-------|-------|-------|-------|-------|---|-------|-------|-------|-------|--|-------|-------|-------|-------|
| | EU-15 | EUR-11 | B | DK | D | EL | E | F | IRL | I | L | NL | A | P | FIN | S | UK | US | JP |
| 1994 | 97.3 | 97.5 | 96.6 | 98.3 | 99.4 | 95.2 | 94.1 | 99.1 | 93.5 | 95.7 | 113.2 | 99.2 | 92.2 | 94.3 | 94.2 | 93.9 | 97.1 | 96.8 | 96.4 |
| 1995 | 100.0 | 100.0 | 100.2 | 100.0 | 100.0 | 100.0 | 100.0 | 100.0 | 100.0 | 100.0 | 100.0 | 100.0 | 100.0 | 100.0 | 100.0 | 100.0 | 100.0 | 100.0 | 100.0 |
| 1996 | 96.3 | 95.4 | 98.0 | 97.1 | 95.1 | 96.8 | 97.2 | 97.8 | 107.0 | 91.2 | 99.1 | 96.5 | : | 96.6 | 105.6 | 101.7 | 100.7 | 101.5 | 100.0 |
| 1997 | 103.5 | 103.4 | 98.4 | 107.2 | 104.1 | 107.8 | 103.7 | 106.7 | : | 98.0 | 108.9 | 105.2 | : | 109.4 | 112.5 | 106.2 | 102.7 | 106.2 | : |
| 1997 Jan | 97.5 | 95.9 | 83.7 | 96.5 | 99.5 | 100.9 | 97.8 | 99.9 | 102.1 | 88.3 | 106.4 | 98.8 | 100.4 | 98.1 | 107.9 | 101.5 | 104.5 | 101.9 | 109.0 |
| Feb | 100.4 | 99.7 | 92.3 | 105.6 | 101.7 | 101.8 | 95.1 | 103.7 | 101.2 | 93.5 | 106.5 | 103.4 | 102.5 | 106.2 | 110.1 | 101.1 | 104.3 | 103.8 | 107.0 |
| Mar | 99.9 | 99.8 | 101.5 | 106.6 | 98.6 | 107.1 | 99.1 | 101.6 | 107.5 | 97.5 | 95.6 | 104.7 | 108.1 | 104.1 | 108.9 | 100.3 | 103.2 | 104.0 | 106.8 |
| Apr | 103.6 | 103.3 | 91.5 | 110.1 | 104.5 | 106.6 | 104.5 | 106.6 | 108.1 | 96.5 | 104.0 | 105.3 | 105.2 | 110.3 | 113.4 | 105.7 | 104.0 | 104.4 | 106.6 |
| May | 102.1 | 102.2 | 99.9 | 104.8 | 101.7 | 106.9 | 102.7 | 106.9 | 100.9 | 96.9 | 106.9 | 106.5 | 116.6 | 105.8 | 112.3 | 105.9 | 102.1 | 106.1 | 107.1 |
| Jun | 103.2 | 103.4 | 102.1 | 108.5 | 103.3 | 105.9 | 105.6 | 106.0 | : | 96.8 | 107.6 | 103.4 | 104.0 | 109.4 | 115.0 | 105.7 | 102.2 | 106.6 | 104.7 |
| Jul | 105.4 | 105.5 | 114.4 | 105.0 | 105.3 | 109.2 | 104.4 | 108.6 | : | 98.7 | 112.6 | 105.4 | 107.0 | 109.7 | 109.3 | 103.6 | 105.0 | 106.9 | 107.5 |
| Aug | 103.4 | 104.0 | 107.2 | 104.9 | 102.6 | 115.6 | 108.4 | 108.6 | : | 104.1 | 114.3 | 103.9 | 106.4 | 124.0 | 113.5 | 101.8 | 102.8 | 107.0 | 106.8 |
| Sep | 103.7 | 103.8 | 95.6 | 111.1 | 105.2 | 110.7 | 106.5 | 107.6 | : | 99.4 | 106.8 | 105.8 | 110.5 | 104.3 | 109.9 | 109.5 | 103.5 | 107.5 | 106.1 |
| Oct | 106.0 | 106.3 | 91.5 | 111.3 | 108.2 | 107.4 | 105.3 | 110.9 | : | 101.9 | 115.6 | 107.6 | 111.4 | 113.0 | 116.3 | 114.2 | 100.4 | 108.7 | 105.8 |
| Nov | 106.4 | 107.0 | 99.5 | 113.4 | 108.3 | 111.8 | 106.6 | 107.9 | : | 102.1 | 110.6 | 109.8 | 110.8 | 123.0 | 117.3 | 112.0 | 101.1 | 109.8 | 101.4 |
| Dec | 110.6 | 110.5 | 106.9 | 113.3 | 109.4 | 107.7 | 109.5 | 112.5 | : | 105.0 | 119.0 | 108.3 | 116.6 | 117.3 | 120.0 | 111.3 | 104.4 | 108.9 | 100.9 |
| 1998 Jan | 107.6 | 108.3 | 98.5 | 123.8 | 110.4 | 108.0 | 108.3 | 111.4 | : | 102.1 | 123.0 | : | 108.3 | 113.4 | 119.5 | 110.7 | 100.0 | 109.3 | : |
| Feb | 108.9 | 110.1 | 123.6 | 121.5 | 111.4 | 110.2 | 110.2 | 112.3 | : | 100.9 | 116.8 | : | 112.7 | : | 121.2 | 109.9 | 98.3 | : | : |
| Mar | : | : | 101.8 | : | : | 114.0 | 110.0 | 110.7 | : | 101.2 | 111.0 | : | : | : | 121.3 | : | 100.4 | : | : |

(1) Jährliche : Bereinigte Angaben je Arbeitstag
Monatliche : Saisonbereinigte Angaben

(1) Annual : Data adjusted by working days
Monthly data : seasonally adjusted data

(1) Annual : données corrigées des jours ouvrables
Mensuel : données désaisonnalisées

PRODUKTION NACH AKTIVITÄTEN
PRODUCTION BY ACTIVITY
PRODUCTION PAR ACTIVITÉ



0909 Erzeugung von Roheisen, Stahl und
Ferrolegierungen (EGKS)⁽¹⁾
1995 = 100

Manufacture of basic iron and
steel (ECSC)⁽¹⁾
1995 = 100

Sidérurgie (CECA)⁽¹⁾
1995 = 100

NACE Rev1. 271

| | EU-15 | EUR-11 | B | DK | D | EL | E | F | IRL | I | L | NL | A | P | FIN | S | UK | US | JP |
|----------|-------|--------|-------|----|-------|----|-------|-------|-----|-------|-------|----|---|-------|-----|---|-------|----|----|
| 1994 | 98.0 | : | 97.8 | : | 98.1 | : | 96.6 | 100.3 | : | 96.2 | 119.5 | : | : | 97.6 | : | : | 96.3 | : | : |
| 1995 | 100.0 | : | 100.2 | : | 100.0 | : | 100.0 | 100.0 | : | 100.0 | 100.0 | : | : | 100.0 | : | : | 100.0 | : | : |
| 1996 | 93.1 | : | 93.8 | : | 94.1 | : | 90.6 | 97.4 | : | 84.5 | 99.3 | : | : | 91.5 | : | : | 99.5 | : | : |
| 1997 | 102.2 | : | 89.7 | : | 107.7 | : | 97.5 | 109.0 | : | 93.7 | 106.9 | : | : | 109.9 | : | : | 103.4 | : | : |
| 1997 Jan | 96.7 | : | 86.6 | : | 103.6 | : | 92.2 | 102.5 | : | 82.6 | 101.9 | : | : | 91.0 | : | : | 105.9 | : | : |
| Feb | 98.0 | : | 84.2 | : | 104.1 | : | 90.1 | 107.7 | : | 89.9 | 107.8 | : | : | 95.6 | : | : | 106.0 | : | : |
| Mar | 98.3 | : | 96.4 | : | 103.1 | : | 89.3 | 104.4 | : | 93.9 | 98.3 | : | : | 101.3 | : | : | 103.6 | : | : |
| Apr | 100.1 | : | 78.2 | : | 105.2 | : | 100.4 | 106.8 | : | 92.4 | 100.7 | : | : | 111.8 | : | : | 103.9 | : | : |
| May | 101.1 | : | 89.5 | : | 107.0 | : | 96.6 | 109.1 | : | 94.3 | 106.4 | : | : | 106.1 | : | : | 102.5 | : | : |
| Jun | 101.2 | : | 92.1 | : | 106.9 | : | 96.7 | 109.2 | : | 92.4 | 106.3 | : | : | 115.0 | : | : | 103.3 | : | : |
| Jul | 103.5 | : | 100.4 | : | 110.3 | : | 98.9 | 111.3 | : | 92.8 | 107.7 | : | : | 110.3 | : | : | 106.6 | : | : |
| Aug | 104.4 | : | 96.9 | : | 108.0 | : | 102.7 | 111.3 | : | 94.8 | 106.4 | : | : | 115.0 | : | : | 106.5 | : | : |
| Sep | 101.7 | : | 84.8 | : | 109.1 | : | 99.0 | 108.7 | : | 91.0 | 104.0 | : | : | 97.4 | : | : | 104.5 | : | : |
| Oct | 104.2 | : | 79.8 | : | 112.9 | : | 99.4 | 112.5 | : | 97.0 | 111.5 | : | : | 118.7 | : | : | 101.6 | : | : |
| Nov | 105.0 | : | 89.9 | : | 111.2 | : | 99.7 | 110.9 | : | 102.2 | 112.0 | : | : | 136.3 | : | : | 101.0 | : | : |
| Dec | 111.9 | : | 97.8 | : | 115.6 | : | 105.6 | 113.6 | : | 102.5 | 120.7 | : | : | 122.0 | : | : | 109.6 | : | : |
| 1998 Jan | 109.3 | : | 92.7 | : | 117.0 | : | 105.4 | 114.4 | : | 98.5 | 121.0 | : | : | 116.7 | : | : | 101.3 | : | : |
| Feb | 107.1 | : | 100.4 | : | 117.0 | : | 105.9 | 113.4 | : | 97.5 | 115.4 | : | : | : | : | : | 97.8 | : | : |
| Mar | : | : | 100.1 | : | : | : | 108.0 | 111.4 | : | 98.5 | 109.0 | : | : | : | : | : | 97.7 | : | : |

0910 Maschinenbau⁽¹⁾
1995 = 100

Manufacture of machinery and
equipment⁽¹⁾
1995 = 100

Fabrication de machines et
équipements⁽¹⁾
1995 = 100

NACE Rev1. 29

| | EU-15 | EUR-11 | B | DK | D | EL | E | F | IRL | I | L | NL | A | P | FIN | S | UK | US | JP |
|----------|-------|--------|-------|-------|-------|-------|-------|-------|-------|-------|-------|----|-------|-------|-------|-------|-------|----|----|
| 1994 | 92.7 | 92.2 | 91.9 | 92.5 | 96.6 | 82.4 | 86.9 | 95.2 | 86.6 | 83.4 | 95.1 | : | 81.1 | 98.5 | 81.7 | 84.9 | 99.4 | : | : |
| 1995 | 100.0 | 100.0 | 100.4 | 100.0 | 100.0 | 100.0 | 100.0 | 100.0 | 100.0 | 100.0 | 100.0 | : | 100.0 | 100.0 | 100.7 | 100.0 | 100.0 | : | : |
| 1996 | 99.8 | 100.3 | 98.8 | 98.1 | 100.1 | 110.1 | 101.5 | 100.3 | 103.2 | 99.3 | 112.8 | : | : | 109.7 | 104.2 | 95.7 | 97.6 | : | : |
| 1997 | 102.7 | 103.7 | 102.5 | 103.9 | 103.9 | 116.5 | 108.6 | 104.2 | : | 99.6 | 105.4 | : | : | 119.3 | 111.4 | 96.4 | 96.5 | : | : |
| 1997 Jan | 98.6 | 98.3 | 95.2 | 101.9 | 100.4 | 121.9 | 100.3 | 101.1 | 95.9 | 92.8 | 101.5 | : | 102.9 | 118.0 | 108.8 | 92.9 | 98.2 | : | : |
| Feb | 99.8 | 100.1 | 97.1 | 101.2 | 101.4 | 108.6 | 99.7 | 101.9 | 100.7 | 99.4 | 108.3 | : | 108.1 | 117.8 | 106.9 | 93.1 | 97.8 | : | : |
| Mar | 99.4 | 100.2 | 100.7 | 98.5 | 99.6 | 120.8 | 106.6 | 101.5 | 107.1 | 100.3 | 99.7 | : | 106.5 | 120.3 | 113.7 | 94.9 | 97.2 | : | : |
| Apr | 103.3 | 104.7 | 98.2 | 106.4 | 103.1 | 114.9 | 110.1 | 103.3 | 110.9 | 101.6 | 104.1 | : | 108.8 | 119.1 | 112.4 | 93.6 | 97.3 | : | : |
| May | 100.6 | 101.3 | 102.5 | 103.9 | 100.2 | 114.7 | 104.9 | 103.5 | 98.1 | 100.9 | 100.5 | : | 103.5 | 114.7 | 111.4 | 96.5 | 97.1 | : | : |
| Jun | 103.9 | 105.3 | 100.4 | 100.6 | 106.8 | 116.9 | 108.3 | 103.3 | : | 100.4 | 95.6 | : | 103.7 | 120.8 | 109.6 | 95.5 | 96.9 | : | : |
| Jul | 103.8 | 105.9 | 104.7 | 103.9 | 106.4 | 117.4 | 111.1 | 105.4 | : | 96.7 | 113.4 | : | 107.2 | 118.0 | 108.4 | 97.4 | 97.2 | : | : |
| Aug | 101.4 | 102.8 | 110.2 | 102.8 | 104.6 | 123.8 | 110.5 | 105.4 | : | 97.7 | 115.0 | : | 105.8 | 117.7 | 115.6 | 98.0 | 96.4 | : | : |
| Sep | 103.4 | 104.5 | 103.2 | 106.1 | 107.4 | 119.2 | 113.8 | 104.7 | : | 99.8 | 109.4 | : | 107.9 | 116.6 | 107.4 | 98.3 | 95.9 | : | : |
| Oct | 105.2 | 106.2 | 106.9 | 106.2 | 107.5 | 106.4 | 115.6 | 106.4 | : | 101.8 | 108.7 | : | 112.0 | 119.5 | 107.1 | 95.5 | 96.5 | : | : |
| Nov | 105.5 | 106.5 | 105.5 | 107.1 | 107.5 | 120.6 | 114.7 | 104.7 | : | 101.8 | 115.1 | : | 113.6 | 120.1 | 113.0 | 99.2 | 95.6 | : | : |
| Dec | 106.2 | 106.0 | 107.8 | 108.3 | 107.5 | 109.1 | 109.7 | 106.4 | : | 101.7 | 97.9 | : | 120.5 | 122.2 | 118.0 | 101.9 | 95.0 | : | : |
| 1998 Jan | 105.6 | 108.1 | 110.1 | 106.7 | 108.7 | 110.1 | 113.8 | 105.0 | : | 102.4 | 128.9 | : | 117.6 | 119.0 | 107.7 | 98.3 | 97.9 | : | : |
| Feb | 106.1 | 107.5 | 112.1 | 109.2 | 110.8 | 119.8 | 118.3 | 105.5 | : | 102.1 | 114.7 | : | 108.1 | : | 106.4 | 99.8 | 98.8 | : | : |
| Mar | : | : | 109.1 | : | : | 129.6 | 114.3 | 105.7 | : | 102.3 | 104.8 | : | : | : | 110.0 | : | 98.7 | : | : |

(¹) Jährliche : Bereinigte Angaben je Arbeitstag
Monatliche : Saisonbereinigte Angaben

(¹) Annual : Data adjusted by working days
Monthly data : seasonally adjusted data

(¹) Annual : données corrigées des jours ouvrables
Mensuel : données désaisonnalisées

PRODUKTION NACH AKTIVITÄTEN

PRODUCTION BY ACTIVITY

PRODUCTION PAR ACTIVITÉ



| 0911 | | Herstellung von Geräten der Elektrizitätserzeugung, -verteilung u.ä. ⁽¹⁾ - 1995 = 100 | | | | | | | | | | Manufacture of electrical machinery and apparatus ⁽¹⁾ 1995 = 100 | | | | | Fabrication de machines et appareils électriques ⁽¹⁾ 1995 = 100 | | | | |
|------|-------|--|-------|-------|-------|-------|-------|-------|-------|-------|-------|---|-------|-------|-------|-------|--|-------|----|---|--|
| | | NACE Rev.1 31 | | | | | | | | | | | | | | | | | | | |
| | EU-15 | EUR-11 | B | DK | D | EL | E | F | IRL | I | L | NL | A | P | FIN | S | UK | US | JP | | |
| 1994 | 96.5 | 96.5 | : | 80.3 | 99.8 | 93.2 | 86.1 | 96.9 | : | 91.9 | 80.0 | 91.8 | 89.2 | 82.2 | 93.5 | 91.7 | 99.7 | : | : | | |
| 1995 | 100.0 | 100.0 | : | 100.0 | 100.0 | 100.0 | 100.0 | 100.0 | : | 100.0 | 100.0 | 100.0 | 100.0 | 100.0 | 100.0 | 100.0 | 100.0 | : | : | | |
| 1996 | 100.4 | 100.2 | : | 106.2 | 100.0 | 106.3 | 100.6 | 97.2 | : | 102.5 | 93.7 | 100.4 | : | 104.1 | 106.7 | 97.7 | 102.2 | : | : | | |
| 1997 | 103.8 | 104.2 | : | 118.8 | 103.0 | 122.5 | 112.9 | 101.4 | : | 105.8 | 113.4 | 103.8 | : | 113.7 | 118.2 | 103.0 | 97.9 | : | : | | |
| 1997 | Jan | 100.4 | 100.3 | : | 107.5 | 98.7 | 109.4 | 110.3 | 97.1 | : | 99.8 | 78.9 | 94.9 | 98.5 | 103.5 | 118.0 | 100.8 | 100.2 | : | : | |
| | Feb | 101.3 | 101.1 | : | 127.6 | 99.8 | 108.6 | 105.2 | 97.9 | : | 101.1 | 101.2 | 101.5 | 108.0 | 108.3 | 111.3 | 103.2 | 100.6 | : | : | |
| | Mar | 101.3 | 101.2 | : | 113.6 | 98.6 | 119.5 | 107.5 | 95.8 | : | 108.6 | 106.9 | 105.2 | 110.8 | 110.9 | 116.0 | 103.3 | 102.7 | : | : | |
| | Apr | 103.6 | 103.9 | : | 118.3 | 103.0 | 129.7 | 111.4 | 98.3 | : | 105.2 | 96.0 | 101.6 | 103.2 | 113.2 | 119.5 | 97.9 | 98.7 | : | : | |
| | May | 96.8 | 96.7 | : | 114.5 | 99.2 | 117.3 | 107.6 | 97.6 | : | 105.3 | 97.8 | 103.7 | 80.7 | 104.0 | 114.7 | 101.7 | 97.6 | : | : | |
| | Jun | 104.2 | 104.6 | : | 119.8 | 106.1 | 120.7 | 112.8 | 97.9 | : | 107.0 | 106.6 | 106.9 | 107.2 | 105.8 | 114.5 | 102.6 | 98.4 | : | : | |
| | Jul | 105.9 | 106.6 | : | 109.0 | 105.8 | 130.7 | 119.2 | 101.0 | : | 107.2 | 123.8 | 103.8 | 106.0 | 120.0 | 129.3 | 104.5 | 99.0 | : | : | |
| | Aug | 104.1 | 104.7 | : | 126.6 | 102.6 | 112.7 | 107.6 | 101.0 | : | 102.9 | 137.0 | 111.8 | 107.4 | 184.4 | 118.2 | 104.6 | 97.5 | : | : | |
| | Sep | 104.3 | 104.8 | : | 126.9 | 104.1 | 132.2 | 111.4 | 98.3 | : | 106.0 | 127.2 | 104.9 | 110.0 | 113.7 | 116.4 | 101.8 | 98.7 | : | : | |
| | Oct | 106.8 | 107.7 | : | 123.1 | 106.9 | 123.0 | 120.1 | 101.5 | : | 107.3 | 118.5 | 108.8 | 113.3 | 113.2 | 121.1 | 104.0 | 98.5 | : | : | |
| | Nov | 106.8 | 107.7 | : | 124.4 | 107.3 | 134.1 | 119.8 | 100.7 | : | 108.6 | 138.0 | 105.2 | 119.6 | 132.8 | 123.5 | 105.4 | 96.7 | : | : | |
| | Dec | 106.5 | 107.4 | : | 108.7 | 106.3 | 131.9 | 120.7 | 101.8 | : | 111.2 | 128.9 | 97.0 | 122.4 | 105.6 | 120.6 | 106.0 | 96.4 | : | : | |
| 1998 | Jan | 107.8 | 109.2 | : | 119.5 | 108.4 | 128.2 | 112.9 | 99.0 | : | 108.2 | 122.3 | : | 122.0 | 114.5 | 119.6 | 104.7 | 96.2 | : | : | |
| | Feb | 108.5 | 109.7 | : | 117.0 | 109.1 | 129.3 | 122.6 | 101.5 | : | 108.1 | 104.5 | : | 121.8 | : | 129.4 | 105.9 | 100.0 | : | : | |
| | Mar | : | : | : | : | 137.2 | 120.6 | 101.4 | : | 109.4 | 105.3 | : | : | : | 126.1 | : | 100.1 | : | : | : | |

| 0912 | | Fahrzeugbau ⁽¹⁾⁽²⁾ 1995 = 100 | | | | | | | | | | Manufacture of transport equipment ⁽¹⁾⁽²⁾ 1995 = 100 | | | | | Fabrication de matériels de transport ⁽¹⁾⁽²⁾ 1995 = 100 | | | | |
|------|-------|--|-------|-------|-------|-------|-------|-------|-------|-------|-------|---|-------|-------|-------|-------|--|-------|-------|-------|--|
| | | NACE Rev.1 35 | | | | | | | | | | | | | | | | | | | |
| | EU-15 | EUR-11 | B | DK | D | EL | E | F | IRL | I | L | NL | A | P | FIN | S | UK | US | JP | | |
| 1994 | 97.0 | : | 95.4 | 93.2 | 100.5 | 94.6 | 81.9 | 101.8 | 98.0 | 90.0 | 55.0 | 94.6 | 89.0 | 94.0 | 87.7 | 79.7 | 101.6 | 101.4 | 101.5 | | |
| 1995 | 100.0 | : | 100.4 | 100.0 | 100.0 | 100.0 | 100.0 | 100.0 | 100.0 | 100.0 | 100.0 | 100.0 | 100.0 | 100.0 | 100.1 | 100.0 | 100.0 | 100.0 | 100.0 | | |
| 1996 | 102.1 | : | 99.3 | 95.1 | 102.9 | 97.4 | 103.6 | 101.5 | 114.4 | 97.8 | 99.9 | 105.0 | : | 118.5 | 95.4 | 98.0 | 105.7 | 100.8 | 101.9 | | |
| 1997 | 110.2 | : | 97.9 | 98.6 | 109.0 | 93.6 | 118.4 | 109.5 | : | 110.1 | 126.0 | 109.2 | : | 124.1 | 96.2 | 111.3 | 114.2 | 109.3 | : | | |
| 1997 | Jan | 103.5 | : | 97.5 | 96.2 | 104.4 | 92.6 | 110.6 | 100.2 | 115.3 | 90.8 | 104.5 | 100.9 | 103.4 | 122.2 | 88.0 | 101.7 | 108.4 | 105.6 | 112.6 | |
| | Feb | 105.2 | : | 106.6 | 98.6 | 104.7 | 94.8 | 105.7 | 103.4 | 125.6 | 104.3 | 110.3 | 107.1 | 105.3 | 107.1 | 90.6 | 103.9 | 110.0 | 105.4 | 107.8 | |
| | Mar | 106.9 | : | 98.7 | 95.2 | 105.6 | 100.0 | 113.2 | 103.5 | 125.9 | 107.7 | 121.5 | 108.9 | 101.7 | 125.8 | 95.1 | 111.5 | 110.5 | 104.9 | 111.6 | |
| | Apr | 109.8 | : | 96.7 | 100.0 | 110.5 | 94.6 | 116.4 | 108.1 | 116.2 | 110.3 | 131.3 | 103.2 | 116.8 | 131.2 | 93.7 | 108.1 | 111.8 | 107.2 | 110.5 | |
| | May | 106.9 | : | 95.9 | 98.0 | 106.4 | 91.7 | 115.1 | 106.9 | 120.4 | 112.3 | 120.4 | 105.9 | 105.0 | 123.3 | 94.4 | 109.7 | 110.3 | 106.2 | 114.8 | |
| | Jun | 110.7 | : | 100.0 | 100.9 | 112.1 | 89.5 | 118.4 | 107.0 | 136.7 | 113.5 | 123.5 | 107.1 | 113.1 | 118.5 | 98.5 | 109.9 | 111.8 | 106.4 | 112.0 | |
| | Jul | 115.5 | : | 104.1 | 105.7 | 114.8 | 82.3 | 116.6 | 111.4 | 129.6 | 115.6 | 132.8 | 110.2 | 109.2 | 119.0 | 102.1 | 108.3 | 113.7 | 109.9 | 112.4 | |
| | Aug | 108.9 | : | 99.2 | 96.5 | 105.7 | 88.9 | 126.3 | 111.4 | 133.8 | 108.4 | 122.6 | 104.4 | 107.6 | 128.4 | 95.9 | 106.5 | 113.2 | 110.2 | 109.5 | |
| | Sep | 112.0 | : | 93.3 | 100.0 | 111.0 | 93.2 | 122.9 | 112.3 | 141.2 | 114.2 | 135.5 | 112.7 | 122.7 | 117.4 | 99.1 | 110.4 | 114.6 | 110.9 | 107.3 | |
| | Oct | 112.8 | : | 94.4 | 99.9 | 110.5 | 93.2 | 124.5 | 114.0 | 128.6 | 114.7 | 128.5 | 116.6 | 115.4 | 134.6 | 99.1 | 116.2 | 114.1 | 112.9 | : | |
| | Nov | 113.8 | : | 93.9 | 99.1 | 112.3 | 93.7 | 125.0 | 112.6 | : | 118.9 | 135.3 | 116.6 | 119.7 | 141.2 | 99.0 | 121.6 | 114.5 | 114.3 | : | |
| | Dec | 114.4 | : | 97.1 | 97.3 | 113.0 | 104.9 | 125.9 | 114.4 | : | 110.4 | 146.1 | 114.0 | 127.2 | 126.8 | 103.8 | 124.9 | 114.2 | 115.8 | : | |
| 1998 | Jan | 114.3 | : | 91.0 | 95.6 | 114.0 | 96.0 | 125.2 | 114.5 | : | 109.3 | 130.7 | : | 113.7 | 126.4 | 104.1 | 112.2 | 114.7 | 114.2 | : | |
| | Feb | 117.0 | : | 91.7 | 98.4 | 119.9 | 100.4 | 130.6 | 116.0 | : | 110.0 | 139.4 | : | 120.5 | : | 103.3 | 118.1 | 115.4 | : | : | |
| | Mar | : | : | 92.6 | : | : | 100.9 | 127.1 | 118.9 | : | 110.0 | 147.4 | : | : | : | 105.0 | : | 115.3 | : | : | |

(1) Jährliche : Bereinigte Angaben je Arbeitstag
 Monatliche : Saisonbereinigte Angaben

(2) Ohne Wagen

(1) Annual : Data adjusted by working days
 Monthly data : seasonally adjusted data

(2) Excluding car

(1) Annual : données corrigées des jours ouvrables
 Mensuel : données désaisonnalisées

(2) Automobiles exclues

PRODUKTION NACH AKTIVITÄTEN
 PRODUCTION BY ACTIVITY
 PRODUCTION PAR ACTIVITÉ



0913 Energieversorgung⁽¹⁾
 1995 = 100

Electricity, gas, steam and hot
 water supply⁽¹⁾
 1995 = 100
 NACE Rev.1 40

Production et distribution
 d'électricité, de gaz et de chaleur⁽¹⁾
 - 1995 = 100

| | EU-15 | EUR-11 | B | DK | D | EL | E | F | IRL | I | L | NL | A | P | FIN | S | UK | US | JP |
|----------|-------|--------|-------|----|-------|-------|-------|-------|-----|-------|-------|-------|-------|-------|-------|---|-------|-------|-------|
| 1994 | 96.9 | 96.9 | 95.9 | : | 98.0 | 96.7 | 98.7 | 96.1 | : | 96.2 | 94.5 | 96.9 | 92.9 | 91.1 | 101.8 | : | 96.8 | 96.6 | 97.9 |
| 1995 | 100.0 | 100.0 | 100.5 | : | 100.0 | 100.0 | 100.0 | 100.0 | : | 100.0 | 100.0 | 100.0 | 100.0 | 100.0 | 100.0 | : | 100.0 | 100.0 | 100.0 |
| 1996 | 103.3 | 102.7 | 104.4 | : | 103.8 | 102.4 | 100.6 | 104.2 | : | 100.3 | 98.4 | 102.9 | : | 100.9 | 110.3 | : | 106.9 | 103.2 | 102.9 |
| 1997 | 104.2 | 103.5 | 106.0 | : | 103.4 | 104.2 | 107.0 | 102.1 | : | 103.7 | 98.4 | 102.1 | : | 96.9 | 110.1 | : | 108.5 | 103.3 | : |
| 1997 Jan | 104.8 | 106.5 | 105.8 | : | 105.9 | 102.3 | 106.0 | 105.2 | : | 100.2 | 99.3 | 109.4 | 105.3 | 99.9 | 114.8 | : | 94.6 | 103.2 | 106.4 |
| Feb | 102.6 | 99.4 | 102.8 | : | 102.8 | 106.3 | 98.2 | 97.1 | : | 100.3 | 97.3 | 97.8 | 96.9 | 96.0 | 108.8 | : | 94.3 | 101.3 | 104.0 |
| Mar | 101.6 | 100.0 | 105.8 | : | 103.2 | 102.6 | 103.1 | 94.1 | : | 95.7 | 97.0 | 97.0 | 96.9 | 90.3 | 108.5 | : | 94.1 | 100.5 | 102.2 |
| Apr | 103.0 | 102.7 | 104.3 | : | 104.0 | 105.1 | 107.0 | 101.4 | : | 106.8 | 94.7 | 103.1 | 100.2 | 91.0 | 110.7 | : | 94.2 | 103.2 | 104.0 |
| May | 105.9 | 103.8 | 107.1 | : | 105.1 | 108.7 | 108.0 | 103.0 | : | 103.5 | 95.9 | 101.9 | 99.2 | 87.1 | 107.9 | : | 93.6 | 102.5 | 108.0 |
| Jun | 104.8 | 103.6 | 103.6 | : | 104.3 | 108.7 | 107.2 | 103.1 | : | 106.2 | 97.4 | 101.4 | 101.1 | 95.6 | 105.6 | : | 92.9 | 101.7 | 109.0 |
| Jul | 107.5 | 105.3 | 104.6 | : | 105.1 | 107.7 | 108.7 | 105.8 | : | 107.8 | 99.8 | 101.9 | 102.7 | 94.9 | 110.0 | : | 92.8 | 104.3 | 104.0 |
| Aug | 105.8 | 104.7 | 106.8 | : | 104.2 | 99.6 | 111.5 | 105.8 | : | 105.2 | 102.4 | 104.8 | 102.9 | 91.0 | 111.0 | : | 93.4 | 103.7 | 103.3 |
| Sep | 106.1 | 103.5 | 105.2 | : | 102.3 | 102.8 | 111.5 | 102.0 | : | 106.2 | 98.7 | 101.4 | 96.0 | 103.4 | 105.8 | : | 94.1 | 105.6 | 108.3 |
| Oct | 104.8 | 106.0 | 107.6 | : | 104.6 | 104.6 | 108.4 | 105.6 | : | 106.8 | 100.5 | 104.3 | 102.8 | 106.8 | 110.1 | : | 94.0 | 107.2 | 106.9 |
| Ncv | 104.8 | 103.3 | 107.8 | : | 102.7 | 103.3 | 106.3 | 101.3 | : | 104.5 | 99.3 | 102.3 | 102.3 | 103.4 | 112.6 | : | 93.3 | 104.8 | 104.0 |
| Dec | 103.3 | 102.9 | 108.9 | : | 100.2 | 98.8 | 109.6 | 101.0 | : | 104.8 | 97.1 | 100.4 | 97.7 | 102.7 | 113.3 | : | 92.7 | 106.3 | 103.5 |
| 1998 Jan | 102.8 | 101.7 | 108.8 | : | 99.5 | 103.7 | 100.4 | 101.2 | : | 104.3 | 67.6 | 100.1 | 97.6 | 100.9 | 108.0 | : | 92.4 | 102.1 | : |
| Feb | 104.8 | 102.4 | 109.7 | : | 103.2 | 124.1 | 102.9 | 102.4 | : | 104.3 | 94.3 | 98.0 | 96.6 | : | 112.6 | : | 92.4 | : | : |
| Mar | : | : | 105.7 | : | : | 124.7 | 102.7 | 105.7 | : | 106.5 | 94.7 | 100.8 | : | : | 116.0 | : | 92.5 | : | : |

(¹) Jährliche : Bereinigte Angaben je Arbeitstag
 Monatliche : Saisonbereinigte Angaben

(¹) Annual : Data adjusted by working days
 Monthly data : seasonally adjusted data

(¹) Annuel : données corrigées des jours ouvrables
 Mensuel : données désaisonnalisées

INDUSTRIELLER ERZEUGERPREISINDEX
 INDUSTRIAL PRODUCER PRICE INDEX
 INDICE DES PRIX À LA PRODUCTION INDUSTRIELLE



| | 1001 Industrie insgesamt (ohne Baugewerbe) 1995 = 100 | | | | | | | | | | Total industry (excluding construction) 1995 = 100 NACE Rev.1 C-E | | | | | | Ensemble de l'industrie sans bâtiment 1995 = 100 | | | |
|----------|---|--------|-------|-------|-------|-------|-------|-------|-------|-------|--|-------|------|-------|-------|-------|--|-------|-------|-------|
| | EU-15 | EUR-11 | B | DK | D | EL | E | F | IRL | I | L | NL | A | P | FIN | S | UK | US | JP | |
| | 1994 | 96.3 | 96.4 | 97.8 | 96.4 | 98.3 | 91.4 | 94.0 | 97.9 | 96.5 | 92.7 | 96.7 | 97.1 | : | 96.3 | 98.3 | 92.6 | 96.4 | 96.6 | 100.7 |
| 1995 | 100.0 | 100.0 | 100.0 | 100.0 | 100.0 | 100.0 | 100.0 | 100.0 | 100.0 | 100.0 | 100.0 | 100.0 | : | 100.0 | 100.0 | 100.0 | 100.0 | 100.0 | 100.0 | |
| 1996 | 100.8 | 100.7 | 100.6 | 101.6 | 99.6 | 107.4 | 101.7 | 100.5 | 101.8 | 101.9 | 99.6 | 101.8 | : | 103.1 | 100.0 | 100.6 | 100.8 | 102.4 | 98.3 | |
| 1997 | 101.8 | 101.7 | 102.3 | 103.7 | 100.7 | 111.1 | 102.7 | 100.7 | 101.9 | 103.2 | 101.4 | 104.5 | : | 104.7 | 101.3 | 101.7 | 101.2 | 102.3 | 98.9 | |
| 1997 Jan | 101.6 | 101.3 | 101.0 | 101.6 | 100.1 | 110.2 | 102.2 | 100.8 | 101.9 | 102.6 | 99.9 | 103.6 | : | 104.8 | 100.0 | 100.4 | 102.6 | 104.0 | 97.9 | |
| Feb | 101.5 | 101.3 | 101.2 | 101.9 | 100.1 | 110.2 | 102.1 | 100.7 | 101.8 | 102.6 | 100.1 | 103.6 | : | 104.6 | 100.4 | 100.6 | 101.9 | 103.0 | 98.0 | |
| Mar | 101.4 | 101.3 | 101.0 | 102.1 | 100.1 | 109.5 | 102.2 | 100.5 | 101.6 | 102.9 | 100.1 | 103.6 | : | 104.0 | 100.6 | 100.9 | 101.1 | 102.1 | 98.0 | |
| Apr | 101.4 | 101.4 | 101.5 | 104.1 | 100.4 | 110.0 | 102.4 | 100.4 | 101.9 | 102.9 | 100.9 | 104.4 | : | 103.7 | 100.7 | 101.1 | 100.5 | 101.8 | 99.8 | |
| May | 101.6 | 101.6 | 102.3 | 105.2 | 100.6 | 110.3 | 102.5 | 100.5 | 101.9 | 103.0 | 101.5 | 105.0 | : | 104.5 | 100.9 | 102.1 | 100.5 | 102.2 | 99.6 | |
| Jun | 101.6 | 101.6 | 102.0 | 104.2 | 100.7 | 110.6 | 102.4 | 100.5 | 102.0 | 103.1 | 101.4 | 104.5 | : | 104.1 | 101.3 | 102.1 | 100.3 | 102.0 | 99.5 | |
| Jul | 101.6 | 101.7 | 102.7 | 103.9 | 100.8 | 110.8 | 102.6 | 100.6 | 101.9 | 103.1 | 101.5 | 104.6 | : | 104.5 | 101.5 | 102.1 | 100.2 | 101.7 | 99.4 | |
| Aug | 101.9 | 102.1 | 103.6 | 104.6 | 101.0 | 111.7 | 103.1 | 100.9 | 102.0 | 103.4 | 102.1 | 105.2 | : | 105.2 | 102.1 | 102.2 | 100.3 | 102.0 | 99.3 | |
| Sep | 102.1 | 102.1 | 103.5 | 104.6 | 101.1 | 111.9 | 103.2 | 100.8 | 101.7 | 103.5 | 102.6 | 105.2 | : | 105.7 | 102.1 | 102.4 | 100.8 | 102.2 | 99.2 | |
| Oct | 102.1 | 102.1 | 103.3 | 104.4 | 101.0 | 112.6 | 103.3 | 100.9 | 101.9 | 103.7 | 102.6 | 105.2 | : | 105.3 | 102.1 | 102.4 | 101.1 | 102.5 | 99.0 | |
| Nov | 102.3 | 102.2 | 103.1 | 104.1 | 101.0 | 112.6 | 103.4 | 101.0 | 101.9 | 103.9 | 102.3 | 105.1 | : | 105.0 | 102.1 | 102.1 | 102.0 | 102.5 | 98.9 | |
| Dec | 102.4 | 102.0 | 102.4 | 103.2 | 100.9 | 112.1 | 103.1 | 100.7 | 102.1 | 103.8 | 102.3 | 104.7 | : | 104.7 | 101.9 | 102.1 | 103.1 | 101.6 | 98.7 | |
| 1998 Jan | 102.3 | 102.0 | 101.9 | 102.2 | 100.8 | 111.8 | 102.8 | 100.6 | 101.9 | 103.9 | 103.3 | 105.0 | : | : | : | 102.1 | 103.1 | 100.6 | 98.7 | |
| Feb | 102.3 | 101.9 | 101.6 | 102.3 | 100.8 | 111.7 | 102.6 | 100.4 | : | 103.9 | 103.3 | 104.9 | : | : | : | 101.9 | 102.9 | 100.3 | 98.4 | |
| Mar | : | : | : | : | 100.7 | : | 102.6 | 100.2 | : | 103.8 | : | : | : | : | : | : | : | : | : | |

| | 1002 Be- und verarbeitendes Gewerbe 1995 = 100 | | | | | | | | | | Manufacturing 1995 = 100 NACE Rev.1 D | | | | | | Industrie manufacturière 1995 = 100 | | | |
|----------|---|--------|-------|-------|-------|-------|-------|-------|-------|-------|---|-------|------|-------|-------|-------|--|-------|-------|-------|
| | EU-15 | EUR-11 | B | DK | D | EL | E | F | IRL | I | L | NL | A | P | FIN | S | UK | US | JP | |
| | 1994 | 95.8 | 96.1 | 97.7 | 96.4 | 97.9 | 91.3 | 93.6 | 97.6 | 97.5 | 92.4 | 96.6 | 97.5 | : | 95.2 | 99.0 | 92.6 | 95.1 | 96.6 | 100.7 |
| 1995 | 100.0 | 100.0 | 100.0 | 100.0 | 100.0 | 100.0 | 100.0 | 100.0 | 100.0 | 100.0 | 100.0 | 100.0 | : | 100.0 | 100.0 | 100.0 | 100.0 | 100.0 | 100.0 | |
| 1996 | 101.4 | 101.1 | 100.7 | 101.6 | 100.2 | 107.7 | 101.8 | 100.4 | 100.8 | 102.8 | 99.7 | 101.7 | : | 104.2 | 99.3 | 100.7 | 102.4 | 102.4 | 99.2 | |
| 1997 | 102.1 | 101.6 | 102.6 | 103.7 | 100.9 | 111.4 | 103.0 | 100.6 | : | 102.5 | 101.6 | 103.8 | : | 106.1 | 100.4 | 101.8 | 103.4 | 102.3 | : | |
| 1997 Jan | 101.7 | 101.2 | 101.4 | 101.5 | 100.5 | 110.7 | 102.5 | 100.6 | 99.4 | 101.7 | 100.0 | 102.7 | : | 106.6 | 99.3 | 100.4 | 103.3 | 104.0 | 99.1 | |
| Feb | 101.6 | 101.1 | 101.6 | 101.8 | 100.5 | 110.7 | 102.5 | 100.5 | 99.1 | 101.4 | 100.2 | 102.7 | : | 106.4 | 99.4 | 100.7 | 103.2 | 103.0 | 99.1 | |
| Mar | 101.5 | 101.1 | 101.4 | 102.1 | 100.5 | 109.9 | 102.5 | 100.2 | 99.1 | 101.6 | 100.2 | 102.8 | : | 105.6 | 99.6 | 101.0 | 103.0 | 102.1 | 99.2 | |
| Apr | 101.6 | 101.2 | 101.7 | 104.0 | 100.6 | 110.4 | 102.7 | 100.2 | 99.5 | 101.7 | 101.2 | 103.5 | : | 105.2 | 99.7 | 101.1 | 103.1 | 101.8 | 101.1 | |
| May | 102.0 | 101.5 | 102.6 | 105.2 | 100.8 | 110.8 | 102.8 | 100.5 | 99.9 | 102.2 | 101.7 | 104.0 | : | 105.6 | 100.0 | 102.2 | 103.3 | 102.2 | 101.0 | |
| Jun | 102.0 | 101.5 | 102.2 | 104.5 | 100.8 | 111.0 | 102.7 | 100.5 | : | 102.3 | 101.6 | 103.5 | : | 105.0 | 100.3 | 102.2 | 103.2 | 102.0 | 100.9 | |
| Jul | 102.1 | 101.7 | 103.0 | 104.1 | 100.9 | 111.3 | 103.0 | 100.5 | : | 102.5 | 101.6 | 103.8 | : | 105.6 | 100.6 | 102.2 | 103.3 | 101.7 | 100.9 | |
| Aug | 102.4 | 102.0 | 104.0 | 104.8 | 101.2 | 112.0 | 103.4 | 100.9 | : | 102.7 | 102.3 | 104.7 | : | 106.4 | 101.2 | 102.2 | 103.5 | 102.0 | 100.7 | |
| Sep | 102.6 | 102.1 | 103.8 | 104.8 | 101.2 | 112.2 | 103.5 | 100.7 | : | 103.3 | 102.8 | 104.6 | : | 107.0 | 101.3 | 102.4 | 103.7 | 102.2 | 100.6 | |
| Oct | 102.7 | 102.2 | 103.7 | 104.4 | 101.3 | 113.0 | 103.7 | 100.9 | : | 103.5 | 102.8 | 104.5 | : | 106.6 | 101.4 | 102.5 | 103.8 | 102.5 | 100.4 | |
| Nov | 102.7 | 102.2 | 103.5 | 104.1 | 101.3 | 113.0 | 103.7 | 101.0 | : | 103.5 | 102.5 | 104.4 | : | 106.8 | 101.5 | 102.2 | 103.6 | 102.5 | : | |
| Dec | 102.6 | 102.1 | 102.7 | 103.2 | 101.2 | 112.4 | 103.5 | 100.6 | : | 103.6 | 102.5 | 103.9 | : | 106.4 | 101.2 | 102.2 | 103.9 | 101.6 | : | |
| 1998 Jan | 102.5 | 102.1 | 102.1 | 102.2 | 101.1 | 112.1 | 103.4 | 100.4 | : | 103.8 | 103.6 | 104.0 | : | : | : | 102.2 | 103.8 | 100.6 | : | |
| Feb | 102.4 | 102.0 | 101.8 | 102.3 | 101.0 | 112.0 | 103.2 | 100.3 | : | 103.5 | 103.5 | 103.9 | : | : | : | 101.9 | 103.7 | 100.3 | : | |
| Mar | : | : | : | : | 100.9 | : | 103.1 | 100.0 | : | 103.5 | : | : | : | : | : | : | : | : | : | |

INDUSTRIELLER ERZEUGERPREISINDEX
INDUSTRIAL PRODUCER PRICE INDEX
INDICE DES PRIX À LA PRODUCTION INDUSTRIELLE



| | Vorleistungsgüterindustrie 1003 1995 = 100 | | | | | | | | | Intermediate goods industry 1995 = 100 | | | | | Industrie des biens intermédiaires 1995 = 100 | | | | | |
|----------|---|--------|-------|-------|-------|-------|-------|-------|-------|---|-------|-------|---|-------|---|-------|-------|----|----|---|
| | EU-15 | EUR-11 | B | DK | D | EL | E | F | IRL | I | L | NL | A | P | FIN | S | UK | US | JP | |
| 1994 | 95.6 | 95.4 | 97.0 | 95.8 | 98.0 | 90.1 | 92.3 | 98.0 | 95.2 | 90.1 | 95.2 | 96.2 | : | 97.0 | 95.7 | 88.8 | 97.6 | : | : | |
| 1995 | 100.0 | 100.0 | 100.0 | 100.0 | 100.0 | 100.0 | 100.0 | 100.0 | 100.0 | 100.0 | 100.0 | 100.0 | : | 100.0 | 100.0 | 100.0 | 100.0 | : | : | |
| 1996 | 99.6 | 99.5 | 100.1 | 101.7 | 98.2 | 106.5 | 99.5 | 99.7 | 105.1 | 100.6 | 94.3 | 102.0 | : | 102.7 | 99.4 | 100.4 | 98.9 | : | : | |
| 1997 | 100.0 | 100.6 | 101.6 | 102.7 | 99.5 | 110.2 | 100.5 | 99.3 | : | 102.1 | 95.8 | 104.6 | : | 104.1 | 101.0 | 100.4 | 96.9 | : | : | |
| 1997 Jan | 100.8 | 100.4 | 100.6 | 102.5 | 99.0 | 110.1 | 99.9 | 100.1 | 113.3 | 101.8 | 92.5 | 104.3 | : | 104.7 | 99.3 | 99.0 | 102.0 | : | : | |
| Feb | 100.4 | 100.3 | 100.8 | 101.9 | 99.0 | 109.6 | 99.8 | 99.8 | 113.2 | 101.7 | 93.1 | 104.2 | : | 104.6 | 100.0 | 99.1 | 100.0 | : | : | |
| Mar | 99.8 | 100.1 | 99.9 | 102.0 | 98.9 | 108.8 | 99.8 | 99.4 | 112.7 | 101.8 | 94.0 | 103.9 | : | 103.6 | 100.2 | 99.5 | 97.6 | : | : | |
| Apr | 99.4 | 100.2 | 100.1 | 102.3 | 99.3 | 108.9 | 99.7 | 99.1 | 113.1 | 101.8 | 94.4 | 104.1 | : | 103.0 | 100.1 | 100.4 | 95.5 | : | : | |
| May | 99.5 | 100.3 | 100.7 | 102.6 | 99.5 | 109.1 | 99.9 | 98.9 | 110.0 | 101.9 | 94.3 | 104.4 | : | 103.3 | 100.6 | 101.0 | 95.3 | : | : | |
| Jun | 99.5 | 100.3 | 100.7 | 102.2 | 99.5 | 109.1 | 100.0 | 98.8 | 111.9 | 102.0 | 95.0 | 104.4 | : | 103.1 | 101.0 | 101.2 | 95.0 | : | : | |
| Jul | 99.3 | 100.5 | 102.1 | 103.0 | 99.7 | 109.5 | 100.6 | 98.8 | 112.3 | 101.9 | 96.0 | 104.7 | : | 103.8 | 101.4 | 101.6 | 93.5 | : | : | |
| Aug | 99.9 | 101.0 | 103.5 | 103.6 | 100.0 | 110.9 | 101.2 | 99.4 | 113.6 | 102.2 | 96.6 | 105.4 | : | 104.4 | 102.0 | 101.3 | 94.4 | : | : | |
| Sep | 100.1 | 101.0 | 103.1 | 103.2 | 100.0 | 110.9 | 101.2 | 99.2 | 111.8 | 102.2 | 98.7 | 105.1 | : | 105.3 | 101.9 | 100.9 | 95.4 | : | : | |
| Oct | 100.3 | 101.0 | 103.0 | 103.1 | 99.8 | 111.9 | 101.5 | 99.3 | : | 102.6 | 97.6 | 105.1 | : | 105.2 | 101.9 | 100.6 | 96.2 | : | : | |
| Nov | 100.7 | 101.1 | 102.7 | 103.5 | 99.8 | 112.1 | 101.5 | 99.4 | : | 102.9 | 97.7 | 105.1 | : | 104.4 | 101.9 | 100.4 | 98.2 | : | : | |
| Dec | 100.7 | 100.7 | 101.9 | 102.8 | 99.6 | 111.0 | 101.0 | 98.9 | : | 102.6 | 99.2 | 104.7 | : | 104.0 | 101.3 | 99.9 | 99.9 | : | : | |
| 1998 Jan | 100.4 | 100.5 | 100.8 | 101.8 | 99.4 | 110.1 | 100.3 | 98.6 | : | 102.4 | 98.9 | 104.7 | : | : | : | 99.6 | 99.3 | : | : | |
| Feb | 100.1 | 100.3 | 100.2 | 101.9 | 99.3 | 109.6 | 99.8 | 98.4 | : | 102.2 | 100.2 | 104.5 | : | : | : | 99.4 | 98.3 | : | : | |
| Mar | : | : | : | : | 99.1 | : | 99.7 | 98.2 | : | 101.8 | : | : | : | : | : | : | : | : | : | : |

| | Investitionsgüterindustrie 1004 1995 = 100 | | | | | | | | | Capital goods industry 1995 = 100 | | | | | Industries des biens d'investissement 1995 = 100 | | | | | |
|----------|---|--------|-------|-------|-------|-------|-------|-------|-----|--------------------------------------|-------|-------|---|---|--|-------|-------|----|----|---|
| | EU-15 | EUR-11 | B | DK | D | EL | E | F | IRL | I | L | NL | A | P | FIN | S | UK | US | JP | |
| 1994 | 97.7 | 97.9 | 98.8 | 97.4 | 98.6 | 92.5 | 96.0 | 102.0 | : | 95.0 | 97.5 | 98.1 | : | : | 96.8 | 96.2 | 97.1 | : | : | |
| 1995 | 100.0 | 100.0 | 100.0 | 100.0 | 100.0 | 100.0 | 100.0 | 100.0 | : | 100.0 | 100.0 | 100.0 | : | : | 100.0 | 100.0 | 100.0 | : | : | |
| 1996 | 101.8 | 101.7 | 100.6 | 102.3 | 101.5 | 108.5 | 102.4 | 98.7 | : | 103.7 | 101.6 | 100.6 | : | : | 102.4 | 101.2 | 102.3 | : | : | |
| 1997 | 102.6 | 102.3 | 100.6 | 106.3 | 102.2 | 115.7 | 103.7 | 96.6 | : | 105.1 | 102.8 | 101.7 | : | : | 102.8 | 102.3 | 103.6 | : | : | |
| 1997 Jan | 102.2 | 102.0 | 100.9 | 104.1 | 101.8 | 113.8 | 103.1 | 97.4 | : | 104.4 | 101.3 | 101.3 | : | : | 102.7 | 101.7 | 103.1 | : | : | |
| Feb | 102.4 | 102.0 | 100.5 | 104.5 | 101.9 | 114.4 | 103.3 | 97.5 | : | 104.5 | 102.2 | 101.3 | : | : | 101.7 | 102.0 | 103.4 | : | : | |
| Mar | 102.4 | 102.1 | 100.5 | 105.2 | 101.8 | 114.5 | 103.6 | 97.3 | : | 104.8 | 102.5 | 101.5 | : | : | 102.3 | 101.8 | 103.5 | : | : | |
| Apr | 102.5 | 102.1 | 100.5 | 108.6 | 101.9 | 114.1 | 103.6 | 96.8 | : | 105.0 | 102.0 | 101.6 | : | : | 102.6 | 101.6 | 103.7 | : | : | |
| May | 102.6 | 102.3 | 100.5 | 108.0 | 102.2 | 114.5 | 103.7 | 96.8 | : | 105.1 | 102.0 | 101.6 | : | : | 102.5 | 102.1 | 103.7 | : | : | |
| Jun | 102.6 | 102.3 | 100.5 | 106.4 | 102.2 | 115.2 | 103.7 | 96.8 | : | 105.0 | 102.8 | 101.6 | : | : | 102.6 | 102.2 | 103.7 | : | : | |
| Jul | 102.6 | 102.3 | 100.5 | 104.0 | 102.3 | 115.1 | 103.8 | 96.3 | : | 105.1 | 103.3 | 101.7 | : | : | 102.5 | 102.4 | 103.7 | : | : | |
| Aug | 102.7 | 102.3 | 100.6 | 107.1 | 102.3 | 115.8 | 103.7 | 96.3 | : | 105.3 | 102.9 | 101.8 | : | : | 102.9 | 102.4 | 103.7 | : | : | |
| Sep | 102.7 | 102.4 | 100.6 | 106.8 | 102.4 | 117.7 | 103.7 | 96.2 | : | 105.4 | 102.8 | 101.8 | : | : | 103.0 | 102.5 | 103.7 | : | : | |
| Oct | 102.8 | 102.5 | 100.6 | 107.2 | 102.5 | 117.8 | 103.9 | 95.9 | : | 105.4 | 103.4 | 102.1 | : | : | 103.2 | 103.0 | 103.8 | : | : | |
| Nov | 102.8 | 102.5 | 100.6 | 106.9 | 102.4 | 117.8 | 104.0 | 95.9 | : | 105.7 | 104.2 | 102.1 | : | : | 103.1 | 103.0 | 103.8 | : | : | |
| Dec | 102.9 | 102.5 | 100.6 | 107.3 | 102.5 | 118.4 | 103.9 | 95.8 | : | 105.6 | 104.1 | 102.1 | : | : | 104.1 | 102.8 | 103.9 | : | : | |
| 1998 Jan | 103.1 | 102.6 | 100.6 | 107.1 | 102.5 | 121.8 | 104.1 | 95.8 | : | 106.1 | 104.3 | 102.9 | : | : | : | 103.9 | 104.2 | : | : | |
| Feb | 103.2 | 102.7 | 100.6 | 106.3 | 102.5 | 122.1 | 104.3 | 95.8 | : | 106.5 | 103.1 | 102.9 | : | : | : | 104.0 | 104.3 | : | : | |
| Mar | : | : | : | : | 102.6 | : | 104.4 | 95.8 | : | 106.7 | : | : | : | : | : | : | : | : | : | : |

INDUSTRIELLER ERZEUGERPREISINDEX
INDUSTRIAL PRODUCER PRICE INDEX
INDICE DES PRIX À LA PRODUCTION INDUSTRIELLE



| | Gebrauchsgüterindustrie 1005 1995 = 100 | | | | | | | | | Durable consumer goods industry 1995 = 100 | | | | | Industrie des biens de consommation durables 1995 = 100 | | | | |
|----------|---|--------|---|-------|-------|-------|-------|-------|-----|--|-------|-------|---|---|---|-------|-------|----|----|
| | EU-15 | EUR-11 | B | DK | D | EL | E | F | IRL | I | L | NL | A | P | FIN | S | UK | US | JP |
| 1994 | 97.5 | 97.4 | : | 98.1 | 99.2 | 94.1 | 95.5 | 98.7 | : | 95.1 | 98.2 | 98.9 | : | : | 96.1 | 94.9 | 98.9 | : | : |
| 1995 | 100.0 | 100.0 | : | 100.0 | 100.0 | 100.0 | 100.0 | 100.0 | : | 100.0 | 100.0 | 100.0 | : | : | 100.0 | 100.0 | 100.0 | : | : |
| 1996 | 102.5 | 102.5 | : | 102.8 | 101.3 | 105.6 | 103.6 | 100.5 | : | 106.0 | 101.0 | 100.7 | : | : | 99.7 | 104.1 | 102.2 | : | : |
| 1997 | 103.0 | 102.9 | : | 104.2 | 101.9 | 111.0 | 104.7 | 99.8 | : | 105.6 | 101.1 | 101.7 | : | : | 99.8 | 105.5 | 102.6 | : | : |
| 1997 Jan | 103.0 | 103.0 | : | 103.8 | 101.8 | 108.6 | 104.6 | 100.0 | : | 106.5 | 101.1 | 101.5 | : | : | 98.7 | 105.0 | 102.4 | : | : |
| Feb | 103.1 | 103.1 | : | 103.7 | 101.9 | 109.1 | 104.9 | 100.3 | : | 106.2 | 101.1 | 101.5 | : | : | 98.7 | 105.2 | 102.4 | : | : |
| Mar | 103.1 | 103.1 | : | 103.7 | 101.9 | 109.6 | 105.1 | 100.0 | : | 106.3 | 101.1 | 101.6 | : | : | 99.1 | 105.4 | 102.5 | : | : |
| Apr | 103.2 | 103.1 | : | 103.4 | 102.0 | 109.6 | 105.1 | 100.0 | : | 106.1 | 101.1 | 101.6 | : | : | 99.7 | 105.4 | 102.7 | : | : |
| May | 103.1 | 103.0 | : | 103.4 | 102.0 | 109.8 | 104.7 | 100.0 | : | 105.8 | 101.1 | 101.6 | : | : | 100.0 | 105.4 | 103.0 | : | : |
| Jun | 102.9 | 102.8 | : | 103.4 | 102.0 | 111.1 | 104.5 | 100.0 | : | 105.1 | 101.1 | 101.6 | : | : | 100.1 | 105.4 | 102.8 | : | : |
| Jul | 102.8 | 102.7 | : | 104.1 | 101.9 | 111.3 | 104.4 | 99.7 | : | 105.0 | 101.1 | 101.7 | : | : | 100.1 | 105.8 | 102.7 | : | : |
| Aug | 102.8 | 102.7 | : | 104.1 | 101.8 | 111.9 | 104.4 | 99.7 | : | 105.4 | 101.1 | 101.8 | : | : | 100.3 | 105.8 | 102.6 | : | : |
| Sep | 102.9 | 102.7 | : | 104.6 | 101.8 | 112.5 | 104.4 | 99.6 | : | 105.5 | 101.1 | 101.8 | : | : | 100.3 | 105.8 | 102.7 | : | : |
| Oct | 102.8 | 102.6 | : | 105.2 | 101.9 | 112.8 | 104.8 | 99.6 | : | 104.2 | 101.1 | 101.8 | : | : | 100.7 | 105.4 | 102.6 | : | : |
| Nov | 103.0 | 102.9 | : | 105.2 | 101.9 | 112.7 | 104.8 | 99.6 | : | 105.7 | 101.1 | 101.9 | : | : | 99.6 | 105.4 | 102.6 | : | : |
| Dec | 102.9 | 102.8 | : | 105.3 | 101.9 | 112.7 | 104.7 | 99.5 | : | 105.5 | 101.1 | 101.9 | : | : | 99.7 | 105.5 | 102.7 | : | : |
| 1998 Jan | 103.2 | 103.1 | : | 105.5 | 102.1 | 113.5 | 104.8 | 99.6 | : | 106.2 | 97.8 | 102.8 | : | : | : | 106.4 | 103.0 | : | : |
| Feb | 103.6 | 103.4 | : | 105.5 | 102.1 | 113.6 | 105.0 | 99.7 | : | 107.3 | 97.8 | 102.9 | : | : | : | 107.0 | 103.4 | : | : |
| Mar | : | : | : | : | 102.1 | : | 105.3 | 99.6 | : | 107.9 | : | : | : | : | : | : | : | : | : |

| | Verbrauchsgüterindustrie 1006 1995 = 100 | | | | | | | | | Non-durable consumer goods industry 1995 = 100 | | | | | Industrie des biens de consommation non durables 1995 = 100 | | | | |
|----------|--|--------|-------|-------|-------|-------|-------|-------|-------|--|-------|-------|---|-------|---|-------|-------|----|----|
| | EU-15 | EUR-11 | B | DK | D | EL | E | F | IRL | I | L | NL | A | P | FIN | S | UK | US | JP |
| 1994 | 97.0 | 97.5 | 96.4 | 96.5 | 98.8 | 92.6 | 95.3 | 99.4 | 97.7 | 94.7 | 98.5 | 98.7 | : | 95.1 | 104.3 | 96.0 | 96.2 | : | : |
| 1995 | 100.0 | 100.0 | 100.0 | 100.0 | 100.0 | 100.0 | 100.0 | 100.0 | 100.0 | 100.0 | 100.0 | 100.0 | : | 100.0 | 100.0 | 100.0 | 100.0 | : | : |
| 1996 | 102.0 | 101.7 | 103.3 | 101.0 | 100.4 | 108.6 | 104.2 | 100.3 | 100.7 | 102.8 | 101.8 | 101.7 | : | 103.8 | 100.0 | 100.2 | 102.8 | : | : |
| 1997 | 103.5 | 103.1 | 107.9 | 103.6 | 101.7 | 111.4 | 105.5 | 101.3 | 100.6 | 104.0 | 103.5 | 104.8 | : | 105.8 | 101.7 | 102.3 | 104.1 | : | : |
| 1997 Jan | 102.5 | 102.0 | 105.2 | 99.3 | 100.8 | 110.0 | 104.8 | 100.5 | 100.3 | 102.9 | 102.3 | 101.4 | : | 105.0 | 100.7 | 100.5 | 103.7 | : | : |
| Feb | 102.6 | 102.0 | 105.7 | 100.6 | 100.9 | 110.5 | 104.6 | 100.5 | 100.0 | 102.9 | 101.3 | 101.9 | : | 104.7 | 101.0 | 101.0 | 103.8 | : | : |
| Mar | 102.7 | 102.3 | 106.2 | 100.8 | 101.0 | 109.5 | 104.8 | 100.6 | 100.1 | 103.4 | 103.0 | 102.7 | : | 105.0 | 101.0 | 101.4 | 103.7 | : | : |
| Apr | 103.1 | 102.6 | 106.5 | 104.4 | 101.3 | 110.8 | 105.1 | 100.8 | 100.2 | 103.5 | 103.7 | 105.4 | : | 105.0 | 101.3 | 101.1 | 104.1 | : | : |
| May | 103.5 | 103.0 | 108.3 | 107.5 | 101.6 | 111.3 | 105.5 | 101.0 | 100.6 | 103.9 | 103.8 | 106.5 | : | 106.8 | 101.4 | 102.8 | 104.1 | : | : |
| Jun | 103.4 | 103.0 | 107.8 | 105.9 | 101.8 | 111.6 | 105.3 | 101.1 | 100.9 | 103.9 | 104.5 | 104.8 | : | 106.0 | 101.6 | 102.7 | 104.0 | : | : |
| Jul | 103.5 | 103.1 | 108.1 | 104.8 | 101.7 | 111.7 | 105.3 | 101.3 | 100.6 | 104.1 | 104.0 | 105.0 | : | 106.1 | 101.5 | 102.2 | 104.1 | : | : |
| Aug | 103.7 | 103.4 | 108.6 | 104.8 | 101.9 | 112.0 | 105.6 | 101.5 | 100.6 | 104.2 | 104.8 | 106.2 | : | 106.6 | 101.9 | 102.5 | 104.1 | : | : |
| Sep | 104.0 | 103.7 | 109.3 | 105.2 | 102.0 | 112.2 | 106.5 | 101.8 | 100.6 | 104.6 | 105.1 | 106.7 | : | 106.5 | 102.5 | 103.4 | 104.2 | : | : |
| Oct | 104.1 | 103.8 | 109.7 | 104.8 | 102.2 | 112.8 | 106.1 | 102.0 | 100.9 | 104.8 | 104.6 | 106.1 | : | 105.6 | 102.5 | 103.7 | 104.3 | : | : |
| Nov | 104.1 | 103.9 | 109.8 | 103.9 | 102.3 | 112.4 | 106.2 | 102.3 | 101.1 | 104.8 | 102.7 | 106.0 | : | 106.3 | 102.5 | 102.9 | 104.1 | : | : |
| Dec | 104.3 | 103.8 | 109.3 | 101.9 | 102.3 | 112.3 | 106.1 | 102.2 | 101.0 | 104.9 | 102.5 | 105.4 | : | 106.1 | 102.5 | 103.6 | 105.2 | : | : |
| 1998 Jan | 104.3 | 103.9 | 109.8 | 100.3 | 102.4 | 112.1 | 106.1 | 102.1 | 100.8 | 105.0 | 103.1 | 105.5 | : | : | : | 103.1 | 105.3 | : | : |
| Feb | 104.3 | 103.8 | 110.1 | 100.8 | 102.3 | 112.7 | 106.0 | 101.9 | : | 105.0 | 102.8 | 105.7 | : | : | : | 102.9 | 105.5 | : | : |
| Mar | : | : | : | : | 102.3 | : | 106.0 | 102.0 | : | 105.3 | : | : | : | : | : | : | : | : | : |

INDUSTRIELLER ERZEUGERPREISINDEX
INDUSTRIAL PRODUCER PRICE INDEX
INDICE DES PRIX À LA PRODUCTION INDUSTRIELLE



| | | Emährungsgewerbe 1007 1995 = 100 | | | | | | | | | | Manufacture of food products and beverages 1995 = 100 | | | | | Industries alimentaires 1995 = 100 | | | |
|------|-----|-------------------------------------|--------|---|-------|-------|-------|-------|-------|-------|-------|---|-------|---|-------|-------|---------------------------------------|-------|-------|-------|
| | | NACE Rev.1 15 | | | | | | | | | | | | | | | | | | |
| | | EU-15 | EUR-11 | B | DK | D | EL | E | F | IRL | I | L | NL | A | P | FIN | S | UK | US | JP |
| 1994 | | 98.1 | 98.4 | : | 96.9 | 99.3 | 92.5 | 95.2 | 99.5 | 97.5 | 94.4 | : | 99.3 | : | 95.7 | 110.7 | 98.9 | 97.5 | 98.8 | 100.6 |
| 1995 | | 100.0 | 100.0 | : | 100.0 | 100.0 | 100.0 | 100.0 | 100.0 | 100.0 | 100.0 | : | 100.0 | : | 100.0 | 100.0 | 100.0 | 100.0 | 100.0 | 100.0 |
| 1996 | | 101.8 | 101.6 | : | 101.6 | 100.6 | 109.2 | 105.2 | 100.6 | 100.7 | 102.8 | : | 102.2 | : | 104.9 | 98.5 | 100.3 | 102.0 | 107.7 | 100.0 |
| 1997 | | 102.6 | 102.6 | : | 105.1 | 102.3 | 110.4 | 104.9 | 102.0 | : | 102.5 | : | 105.1 | : | 106.5 | 100.4 | 102.5 | 101.7 | 105.4 | 101.5 |
| 1997 | Jan | 101.6 | 101.3 | : | 99.5 | 100.9 | 110.2 | 104.8 | 100.3 | 99.7 | 101.7 | : | 101.6 | : | 105.8 | 99.4 | 100.4 | 101.9 | 105.2 | 100.1 |
| | Feb | 101.4 | 101.2 | : | 101.0 | 101.1 | 109.8 | 104.3 | 100.1 | 98.9 | 101.4 | : | 102.6 | : | 105.4 | 99.3 | 100.7 | 101.5 | 104.8 | 100.1 |
| | Mar | 101.7 | 101.6 | : | 101.4 | 101.2 | 109.6 | 104.6 | 100.7 | 98.8 | 101.6 | : | 103.5 | : | 105.7 | 99.2 | 101.0 | 101.4 | 106.6 | 100.1 |
| | Apr | 102.2 | 102.1 | : | 106.3 | 101.6 | 110.1 | 104.5 | 101.4 | 98.9 | 101.7 | : | 106.4 | : | 105.7 | 99.6 | 101.5 | 101.8 | 106.8 | 102.0 |
| | May | 102.9 | 102.7 | : | 110.4 | 102.2 | 110.5 | 104.9 | 102.0 | 99.3 | 102.2 | : | 107.4 | : | 107.9 | 99.7 | 103.6 | 102.3 | 107.4 | 102.0 |
| | Jun | 102.9 | 102.8 | : | 108.4 | 102.5 | 110.4 | 104.9 | 102.3 | 99.4 | 102.3 | : | 105.4 | : | 106.9 | 100.1 | 104.2 | 102.1 | 105.2 | 102.1 |
| | Jul | 102.9 | 102.9 | : | 106.7 | 102.5 | 110.5 | 104.8 | 102.5 | 99.2 | 102.5 | : | 105.4 | : | 106.8 | 100.1 | 103.6 | 101.8 | 105.0 | 102.1 |
| | Aug | 103.0 | 103.2 | : | 106.7 | 102.7 | 110.9 | 105.1 | 102.7 | 99.1 | 102.7 | : | 106.4 | : | 107.4 | 100.8 | 103.3 | 101.3 | 105.2 | 102.1 |
| | Sep | 103.3 | 103.4 | : | 107.1 | 102.9 | 110.8 | 105.7 | 102.8 | 98.7 | 103.3 | : | 106.4 | : | 107.2 | 101.5 | 103.2 | 101.6 | 105.0 | 102.1 |
| | Oct | 103.2 | 103.3 | : | 106.3 | 103.1 | 110.9 | 104.9 | 102.8 | : | 103.5 | : | 105.4 | : | 106.0 | 101.5 | 103.4 | 101.6 | 104.7 | 101.9 |
| | Nov | 103.1 | 103.4 | : | 105.0 | 103.2 | 110.4 | 104.9 | 102.9 | : | 103.5 | : | 105.4 | : | 106.6 | 101.5 | 102.8 | 101.1 | 104.7 | 101.8 |
| | Dec | 103.2 | 103.4 | : | 102.1 | 103.2 | 110.2 | 104.8 | 102.9 | : | 103.6 | : | 105.4 | : | 106.2 | 101.4 | 102.6 | 101.6 | 104.0 | 101.9 |
| 1998 | Jan | : | : | : | 100.0 | 103.2 | 109.5 | 104.4 | : | : | 103.8 | : | 105.4 | : | : | : | 101.5 | 101.5 | 102.0 | 101.9 |
| | Feb | : | : | : | 100.6 | 103.0 | 109.7 | 104.0 | : | : | 103.5 | : | 105.4 | : | : | : | 101.1 | 101.7 | 102.4 | 101.9 |
| | Mar | : | : | : | 103.0 | : | 103.9 | : | : | : | 103.5 | : | : | : | : | : | : | : | : | : |

| | | Textilgewerbe 1008 1995 = 100 | | | | | | | | | | Manufacture of textiles 1995 = 100 | | | | | Industrie textile 1995 = 100 | | | |
|------|-----|----------------------------------|--------|---|-------|-------|-------|-------|---|-------|-------|---------------------------------------|-------|---|-------|-------|---------------------------------|-------|-------|----|
| | | NACE Rev.1 17 | | | | | | | | | | | | | | | | | | |
| | | EU-15 | EUR-11 | B | DK | D | EL | E | F | IRL | I | L | NL | A | P | FIN | S | UK | US | JP |
| 1994 | | 95.7 | 95.8 | : | 97.2 | 98.8 | 91.7 | 94.7 | : | 92.9 | 93.7 | : | 97.3 | : | 94.3 | 97.0 | 93.6 | 96.2 | 98.0 | : |
| 1995 | | 100.0 | 100.0 | : | 100.0 | 100.0 | 100.0 | 100.0 | : | 100.0 | 100.0 | : | 100.0 | : | 100.0 | 100.0 | 100.0 | 100.0 | 100.0 | : |
| 1996 | | 100.7 | 100.3 | : | 99.7 | 99.1 | 103.8 | 100.9 | : | 104.2 | 101.4 | : | 99.8 | : | 99.9 | 101.9 | 104.5 | 102.1 | 101.6 | : |
| 1997 | | 101.3 | 100.7 | : | 99.8 | 99.8 | 106.6 | 101.3 | : | : | 101.7 | : | 99.6 | : | 100.4 | 101.3 | 106.6 | 103.4 | 101.8 | : |
| 1997 | Jan | 100.3 | 99.6 | : | 99.3 | 98.9 | 104.8 | 100.6 | : | 105.2 | 100.3 | : | 99.6 | : | 99.8 | 101.5 | 105.6 | 102.8 | 101.7 | : |
| | Feb | 100.6 | 99.9 | : | 99.4 | 99.0 | 105.0 | 101.0 | : | 105.3 | 100.6 | : | 99.6 | : | 100.0 | 101.1 | 105.9 | 103.0 | 101.8 | : |
| | Mar | 100.7 | 100.1 | : | 99.5 | 99.0 | 105.3 | 101.1 | : | 105.3 | 100.9 | : | 99.6 | : | 100.2 | 101.1 | 105.8 | 103.2 | 101.6 | : |
| | Apr | 101.0 | 100.4 | : | 99.8 | 99.6 | 105.8 | 101.2 | : | 105.5 | 101.1 | : | 99.6 | : | 100.3 | 101.3 | 106.2 | 103.2 | 101.9 | : |
| | May | 101.1 | 100.5 | : | 99.8 | 99.7 | 106.6 | 101.2 | : | 105.5 | 101.3 | : | 99.6 | : | 100.3 | 101.3 | 106.5 | 103.3 | 101.9 | : |
| | Jun | 101.4 | 100.8 | : | 99.8 | 99.8 | 106.6 | 101.2 | : | 105.6 | 101.8 | : | 99.6 | : | 100.2 | 101.2 | 106.5 | 103.5 | 101.9 | : |
| | Jul | 101.6 | 101.0 | : | 99.9 | 100.0 | 106.6 | 101.5 | : | 105.6 | 102.0 | : | 99.6 | : | 100.3 | 101.3 | 106.6 | 103.7 | 101.8 | : |
| | Aug | 101.7 | 101.1 | : | 99.7 | 100.1 | 106.7 | 101.6 | : | 105.1 | 102.2 | : | 99.6 | : | 100.5 | 101.2 | 107.6 | 103.7 | 101.8 | : |
| | Sep | 101.8 | 101.3 | : | 100.3 | 100.5 | 106.9 | 101.6 | : | 105.1 | 102.3 | : | 99.6 | : | 100.7 | 101.3 | 107.3 | 103.6 | 101.9 | : |
| | Oct | 102.0 | 101.4 | : | 100.0 | 100.6 | 108.4 | 101.6 | : | : | 102.6 | : | 99.6 | : | 100.9 | 101.4 | 107.0 | 103.7 | 102.0 | : |
| | Nov | 102.0 | 101.4 | : | 100.0 | 100.4 | 108.4 | 101.6 | : | : | 102.7 | : | 99.6 | : | 101.0 | 101.4 | 106.8 | 103.7 | 101.9 | : |
| | Dec | 102.0 | 101.4 | : | 100.2 | 100.2 | 108.4 | 101.6 | : | : | 102.8 | : | 99.6 | : | 101.0 | 101.4 | 107.0 | 103.8 | 101.7 | : |
| 1998 | Jan | 102.0 | 101.4 | : | 100.5 | 100.2 | 108.0 | 101.9 | : | : | 102.9 | : | 100.6 | : | : | : | 108.1 | 103.8 | 101.8 | : |
| | Feb | 102.1 | 101.6 | : | 100.8 | 100.3 | 108.0 | 102.2 | : | : | 103.1 | : | 100.6 | : | : | : | 108.1 | 103.7 | : | : |
| | Mar | : | : | : | 100.2 | : | 102.7 | : | : | : | 103.1 | : | : | : | : | : | : | : | : | : |

INDUSTRIELLER ERZEUGERPREISINDEX
INDUSTRIAL PRODUCER PRICE INDEX
INDICE DES PRIX À LA PRODUCTION INDUSTRIELLE



| | | Bekleidungsgerber 1009 1995 = 100 | | | | | | | | Manufacture of wearing apparel 1995 = 100 NACE Rev.1 18 | | | | | Industrie de l'habillement et des fourrures 1995 = 100 | | | | | |
|------|-----|--------------------------------------|--------|-------|-------|-------|-------|-------|---|--|-------|---|-------|---|--|-------|-------|-------|-------|-------|
| | | EU-15 | EUR-11 | B | DK | D | EL | E | F | IRL | I | L | NL | A | P | FIN | S | UK | US | JP |
| 1994 | | 98.5 | 99.0 | 99.7 | 98.4 | 100.0 | 91.1 | 98.2 | : | 99.6 | 98.1 | : | 99.8 | : | 97.0 | 97.3 | 98.0 | 97.4 | 99.4 | 100.3 |
| 1995 | | 100.0 | 100.0 | 100.0 | 100.0 | 100.0 | 100.0 | 100.0 | : | 100.0 | 100.0 | : | 100.0 | : | 100.0 | 100.0 | 100.0 | 100.0 | 100.0 | 100.0 |
| 1996 | | 101.7 | 101.3 | 100.3 | 99.8 | 100.0 | 107.0 | 101.4 | : | 103.4 | 103.4 | : | 98.7 | : | 101.4 | 101.0 | 103.9 | 102.3 | 100.7 | 99.6 |
| 1997 | | 102.6 | 101.9 | 102.2 | 98.1 | 100.2 | 113.1 | 102.7 | : | : | 105.0 | : | 99.6 | : | 102.1 | 99.7 | 102.3 | 104.4 | 101.1 | : |
| 1997 | Jan | 102.4 | 101.8 | 100.3 | 99.0 | 100.1 | 110.3 | 102.7 | : | 105.3 | 104.2 | : | 98.8 | : | 101.9 | 101.7 | 106.9 | 103.8 | 100.9 | 99.6 |
| | Feb | 102.7 | 102.1 | 102.0 | 98.8 | 100.1 | 110.7 | 102.7 | : | 105.2 | 104.9 | : | 98.8 | : | 101.8 | 101.7 | 103.7 | 104.2 | 100.9 | 99.6 |
| | Mar | 102.6 | 102.0 | 102.3 | 98.9 | 100.1 | 111.0 | 102.8 | : | 105.2 | 104.7 | : | 98.8 | : | 102.0 | 102.1 | 100.9 | 104.2 | 101.0 | 99.6 |
| | Apr | 102.6 | 102.0 | 102.1 | 97.3 | 100.0 | 111.2 | 102.6 | : | 104.8 | 104.8 | : | 98.8 | : | 102.0 | 102.1 | 103.9 | 104.4 | 100.8 | 101.5 |
| | May | 102.6 | 102.0 | 102.1 | 96.8 | 99.9 | 112.3 | 102.7 | : | 104.7 | 104.8 | : | 98.8 | : | 102.0 | 101.6 | 101.8 | 104.2 | 101.0 | 101.5 |
| | Jun | 102.7 | 102.0 | 102.1 | 96.5 | 99.9 | 113.7 | 102.4 | : | 104.7 | 105.0 | : | 98.8 | : | 102.1 | 101.2 | 105.2 | 104.2 | 101.1 | 101.7 |
| | Jul | 102.4 | 101.6 | 102.3 | 96.5 | 100.1 | 113.7 | 102.4 | : | 106.6 | 105.0 | : | 98.8 | : | 102.1 | 97.1 | 105.2 | 104.3 | 101.2 | 101.7 |
| | Aug | 102.4 | 101.7 | 102.6 | 98.6 | 100.2 | 113.7 | 102.6 | : | 107.0 | 105.0 | : | 100.7 | : | 102.2 | 97.5 | 100.4 | 104.4 | 101.3 | 101.7 |
| | Sep | 102.6 | 101.8 | 102.6 | 99.0 | 100.4 | 113.7 | 102.8 | : | 108.0 | 105.2 | : | 100.7 | : | 102.1 | 97.6 | 98.5 | 104.7 | 101.3 | 101.7 |
| | Oct | 102.8 | 101.9 | 102.6 | 99.0 | 100.6 | 115.6 | 102.9 | : | : | 105.3 | : | 100.7 | : | 102.3 | 97.6 | 101.1 | 104.7 | 100.8 | 101.7 |
| | Nov | 102.8 | 101.9 | 102.6 | 99.0 | 100.4 | 115.6 | 102.9 | : | : | 105.4 | : | 100.7 | : | 102.6 | 97.7 | 99.1 | 104.9 | 101.2 | : |
| | Dec | 102.8 | 101.9 | 102.6 | 98.3 | 100.3 | 115.6 | 103.0 | : | : | 105.4 | : | 100.7 | : | 102.6 | 98.0 | 100.7 | 104.9 | 101.3 | : |
| 1998 | Jan | 103.0 | 102.1 | 103.1 | 99.7 | 100.4 | 115.7 | 102.8 | : | : | 106.0 | : | 101.7 | : | : | : | 102.6 | 105.4 | 101.2 | : |
| | Feb | 103.2 | 102.3 | : | 99.8 | 100.5 | 115.7 | 103.0 | : | : | 106.4 | : | 102.6 | : | : | : | 104.6 | 105.5 | : | : |
| | Mar | : | : | : | : | 100.3 | : | 102.9 | : | : | 106.5 | : | : | : | : | : | : | : | : | : |

| | | Ledergewerbe 1010 1995 = 100 | | | | | | | | Tanning and dressing of leather 1995 = 100 NACE Rev.1 19 | | | | | Industrie du cuir et de la chaussure 1995 = 100 | | | | | |
|------|-----|---------------------------------|--------|---|-------|-------|-------|-------|---|--|-------|---|-------|---|---|-------|-------|-------|----|----|
| | | EU-15 | EUR-11 | B | DK | D | EL | E | F | IRL | I | L | NL | A | P | FIN | S | UK | US | JP |
| 1994 | | 96.4 | 96.5 | : | 98.0 | 99.0 | 90.7 | 96.1 | : | : | 94.4 | : | 98.0 | : | : | 96.9 | 97.6 | 96.8 | : | : |
| 1995 | | 100.0 | 100.0 | : | 100.0 | 100.0 | 100.0 | 100.0 | : | : | 100.0 | : | 100.0 | : | : | 100.0 | 100.0 | 100.0 | : | : |
| 1996 | | 102.0 | 101.8 | : | 100.5 | 100.8 | 105.1 | 101.6 | : | : | 102.7 | : | 99.6 | : | : | 101.5 | 95.2 | 102.7 | : | : |
| 1997 | | 103.4 | 103.2 | : | 101.9 | 101.5 | 108.9 | 103.7 | : | : | 104.4 | : | 101.4 | : | : | 100.1 | 104.7 | 103.2 | : | : |
| 1997 | Jan | 102.8 | 102.6 | : | 101.5 | 100.9 | 107.8 | 103.0 | : | : | 103.6 | : | 100.6 | : | : | 102.0 | 100.6 | 102.9 | : | : |
| | Feb | 102.8 | 102.7 | : | 101.5 | 100.9 | 108.3 | 103.2 | : | : | 103.7 | : | 100.6 | : | : | 102.0 | 93.9 | 103.0 | : | : |
| | Mar | 102.3 | 102.7 | : | 101.6 | 101.2 | 92.2 | 103.2 | : | : | 103.7 | : | 100.6 | : | : | 102.0 | 98.7 | 102.9 | : | : |
| | Apr | 103.2 | 103.0 | : | 101.7 | 101.4 | 108.9 | 103.4 | : | : | 104.2 | : | 100.6 | : | : | 100.2 | 104.9 | 103.0 | : | : |
| | May | 103.3 | 103.1 | : | 101.8 | 101.4 | 109.2 | 103.4 | : | : | 104.2 | : | 100.6 | : | : | 100.2 | 104.4 | 103.0 | : | : |
| | Jun | 103.4 | 103.2 | : | 101.8 | 101.4 | 110.2 | 103.7 | : | : | 104.3 | : | 101.5 | : | : | 100.3 | 104.4 | 103.0 | : | : |
| | Jul | 103.6 | 103.3 | : | 101.9 | 101.6 | 110.9 | 103.8 | : | : | 104.4 | : | 101.5 | : | : | 100.3 | 138.6 | 103.0 | : | : |
| | Aug | 103.5 | 103.2 | : | 101.9 | 101.6 | 110.6 | 103.7 | : | : | 104.3 | : | 101.5 | : | : | 100.3 | 106.2 | 103.2 | : | : |
| | Sep | 103.9 | 103.7 | : | 101.9 | 101.8 | 110.6 | 104.4 | : | : | 105.0 | : | 101.5 | : | : | 100.3 | 106.0 | 103.5 | : | : |
| | Oct | 104.0 | 103.8 | : | 102.4 | 102.0 | 112.6 | 104.2 | : | : | 105.1 | : | 102.4 | : | : | 97.8 | 98.7 | 103.5 | : | : |
| | Nov | 104.1 | 103.8 | : | 102.2 | 101.9 | 112.7 | 104.3 | : | : | 105.2 | : | 103.4 | : | : | 97.8 | 105.4 | 103.5 | : | : |
| | Dec | 104.1 | 103.8 | : | 102.2 | 101.8 | 112.7 | 104.6 | : | : | 105.0 | : | 102.4 | : | : | 97.9 | 94.6 | 104.1 | : | : |
| 1998 | Jan | 104.5 | 104.2 | : | 101.5 | 102.0 | 113.6 | 104.6 | : | : | 105.7 | : | 103.4 | : | : | : | 98.3 | 103.9 | : | : |
| | Feb | 104.6 | 104.4 | : | 101.5 | 102.0 | 113.6 | 105.2 | : | : | 105.8 | : | 103.4 | : | : | : | 103.0 | 103.9 | : | : |
| | Mar | : | : | : | : | 102.1 | : | 106.1 | : | : | 105.8 | : | : | : | : | : | : | : | : | : |

INDUSTRIELLER ERZEUGERPREISINDEX
INDUSTRIAL PRODUCER PRICE INDEX
INDICE DES PRIX À LA PRODUCTION INDUSTRIELLE



| | Papiergewerbe 1011 1995 = 100 | | | Manufacture of pulp, paper and paper products 1995 = 100 NACE Rev.1 21 | | | | | | | | | | Industrie du papier et du carton 1995 = 100 | | | | | |
|----------|-------------------------------------|--------|-------|---|-------|-------|-------|-------|-------|-------|---|-------|---|--|-------|-------|-------|----|----|
| | EU-15 | EUR-11 | B | DK | D | EL | E | F | IRL | I | L | NL | A | P | FIN | S | UK | US | JP |
| 1994 | 84.9 | 85.7 | 93.2 | 88.8 | 90.7 | 86.8 | 76.4 | 87.0 | 92.1 | 80.6 | : | 89.3 | : | : | 82.8 | 76.7 | 84.9 | : | : |
| 1995 | 100.0 | 100.0 | 100.0 | 100.0 | 100.0 | 100.0 | 100.0 | 100.0 | 100.0 | 100.0 | : | 100.0 | : | : | 100.0 | 100.0 | 100.0 | : | : |
| 1996 | 94.5 | 92.7 | 98.2 | 97.6 | 94.9 | 107.6 | 88.4 | 93.2 | 101.9 | 90.0 | : | 95.2 | : | : | 88.3 | 93.3 | 100.8 | : | : |
| 1997 | 91.5 | 90.0 | 97.0 | 96.9 | 93.0 | 113.3 | 86.3 | 89.8 | 99.3 | 85.5 | : | 93.2 | : | : | 85.9 | 88.0 | 96.2 | : | : |
| 1997 Jan | 91.6 | 89.8 | 96.1 | 96.2 | 92.6 | 109.6 | 86.1 | 90.1 | 100.3 | 86.1 | : | 92.9 | : | : | 83.4 | 87.8 | 98.3 | : | : |
| Feb | 91.4 | 89.7 | 96.8 | 96.5 | 92.4 | 113.1 | 85.8 | 89.8 | 100.7 | 86.1 | : | 92.9 | : | : | 83.1 | 86.6 | 98.2 | : | : |
| Mar | 91.2 | 89.4 | 96.8 | 96.9 | 92.6 | 113.1 | 85.4 | 89.1 | 99.7 | 85.3 | : | 92.9 | : | : | 82.9 | 86.6 | 97.7 | : | : |
| Apr | 91.1 | 89.4 | 96.7 | 96.2 | 92.7 | 113.2 | 85.7 | 89.3 | 99.3 | 85.0 | : | 92.9 | : | : | 82.6 | 87.0 | 97.1 | : | : |
| May | 91.1 | 89.5 | 96.5 | 96.7 | 92.7 | 112.4 | 86.1 | 89.4 | 99.1 | 85.0 | : | 92.9 | : | : | 82.9 | 87.5 | 96.5 | : | : |
| Jun | 91.0 | 89.5 | 96.5 | 96.6 | 92.7 | 112.2 | 86.1 | 89.6 | 99.1 | 84.9 | : | 92.9 | : | : | 83.5 | 87.6 | 95.9 | : | : |
| Jul | 91.0 | 89.7 | 96.6 | 96.5 | 92.8 | 112.1 | 86.1 | 89.7 | 99.0 | 84.9 | : | 92.9 | : | : | 85.7 | 87.9 | 95.3 | : | : |
| Aug | 91.1 | 89.8 | 96.6 | 96.6 | 93.1 | 112.2 | 85.9 | 89.4 | 98.8 | 84.8 | : | 93.8 | : | : | 86.4 | 88.5 | 95.2 | : | : |
| Sep | 91.6 | 90.4 | 97.6 | 96.6 | 93.2 | 115.5 | 86.4 | 89.9 | 98.7 | 85.4 | : | 93.8 | : | : | 89.9 | 88.9 | 95.0 | : | : |
| Oct | 92.0 | 90.9 | 97.9 | 97.3 | 93.6 | 115.5 | 87.4 | 90.3 | 98.8 | 86.0 | : | 93.8 | : | : | 90.0 | 89.2 | 95.1 | : | : |
| Nov | 92.2 | 91.1 | 98.2 | 98.2 | 93.9 | 115.5 | 87.5 | 90.6 | 98.7 | 86.2 | : | 93.8 | : | : | 90.5 | 89.5 | 95.2 | : | : |
| Dec | 92.2 | 91.2 | 98.3 | 98.4 | 93.9 | 115.9 | 87.6 | 90.6 | 98.8 | 86.6 | : | 93.8 | : | : | 90.6 | 88.5 | 95.2 | : | : |
| 1998 Jan | 92.4 | 91.5 | 98.9 | 98.5 | 94.2 | 116.0 | 87.9 | 91.3 | 98.2 | 86.7 | : | 93.8 | : | : | : | 88.8 | 95.2 | : | : |
| Feb | 92.6 | : | : | 98.5 | 94.5 | 117.7 | 87.8 | 91.6 | : | 87.2 | : | 93.8 | : | : | : | 88.2 | 95.0 | : | : |
| Mar | : | : | : | : | 94.6 | : | 87.6 | 91.7 | : | 87.3 | : | : | : | : | : | : | : | : | : |

| | Chemische Industrie 1012 1995 = 100 | | | Manufacture of chemicals and chemical products 1995 = 100 NACE Rev.1 24 | | | | | | | | | | Industrie chimique 1995 = 100 | | | | | |
|----------|---|--------|-------|--|-------|-------|-------|---|-------|-------|-------|-------|---|----------------------------------|-------|-------|-------|-------|-------|
| | EU-15 | EUR-11 | B | DK | D | EL | E | F | IRL | I | L | NL | A | P | FIN | S | UK | US | JP |
| 1994 | 92.4 | 92.5 | 93.8 | 98.3 | 95.2 | 85.5 | 88.8 | : | 94.4 | 87.8 | 90.1 | 94.9 | : | 92.6 | 95.6 | 86.3 | 92.8 | 89.0 | 98.5 |
| 1995 | 100.0 | 100.0 | 100.0 | 100.0 | 100.0 | 100.0 | 100.0 | : | 100.0 | 100.0 | 100.0 | 100.0 | : | 100.0 | 100.0 | 100.0 | 100.0 | 100.0 | 100.0 |
| 1996 | 98.4 | 97.7 | 98.1 | 100.9 | 96.5 | 104.4 | 98.2 | : | 102.9 | 98.1 | 100.2 | 99.7 | : | 99.5 | 99.4 | 121.4 | 99.8 | 98.7 | 98.4 |
| 1997 | 99.3 | 99.0 | 98.6 | 100.2 | 97.4 | 107.4 | 100.1 | : | 101.8 | 100.1 | 101.2 | 102.5 | : | 101.4 | 99.2 | 113.2 | 99.2 | 98.7 | 100.5 |
| 1997 Jan | 98.6 | 98.0 | 97.6 | 100.7 | 96.4 | 107.7 | 98.9 | : | 103.4 | 98.5 | 101.6 | 102.3 | : | 100.2 | 100.1 | 113.2 | 99.4 | 99.6 | 98.6 |
| Feb | 98.8 | 98.3 | 97.7 | 100.6 | 96.6 | 108.3 | 98.7 | : | 103.2 | 99.2 | 99.0 | 102.3 | : | 100.6 | 100.2 | 113.0 | 99.3 | 99.5 | 98.6 |
| Mar | 98.7 | 98.2 | 98.2 | 100.6 | 96.5 | 107.3 | 98.6 | : | 102.9 | 99.1 | 99.5 | 101.3 | : | 100.9 | 100.5 | 112.7 | 99.4 | 98.7 | 98.9 |
| Apr | 99.3 | 98.9 | 98.3 | 100.6 | 97.3 | 106.8 | 99.0 | : | 102.3 | 100.0 | 99.4 | 102.3 | : | 101.3 | 100.9 | 113.4 | 99.4 | 98.3 | 101.1 |
| May | 99.5 | 99.1 | 98.5 | 100.7 | 97.4 | 106.7 | 99.3 | : | 102.2 | 100.7 | 99.7 | 102.3 | : | 101.4 | 101.0 | 114.2 | 99.6 | 98.0 | 101.1 |
| Jun | 99.4 | 99.0 | 98.4 | 100.3 | 97.4 | 107.1 | 99.3 | : | 101.4 | 100.6 | 102.6 | 102.3 | : | 101.4 | 98.2 | 114.4 | 99.5 | 97.5 | 101.2 |
| Jul | 99.5 | 99.1 | 98.4 | 100.4 | 97.5 | 107.2 | 101.0 | : | 101.3 | 100.5 | 103.4 | 102.3 | : | 101.8 | 98.0 | 113.7 | 99.2 | 98.0 | 101.2 |
| Aug | 99.5 | 99.3 | 98.6 | 100.3 | 97.6 | 107.7 | 101.8 | : | 101.3 | 100.4 | 103.4 | 103.3 | : | 101.9 | 98.0 | 112.6 | 98.8 | 98.7 | 101.3 |
| Sep | 99.5 | 99.3 | 98.7 | 100.2 | 97.9 | 107.4 | 100.8 | : | 101.4 | 100.4 | 103.1 | 103.3 | : | 102.0 | 97.8 | 112.7 | 98.8 | 98.8 | 101.4 |
| Oct | 99.7 | 99.5 | 99.6 | 98.7 | 98.0 | 107.2 | 102.0 | : | 101.5 | 100.6 | 101.2 | 103.3 | : | 101.8 | 98.2 | 112.8 | 99.1 | 99.0 | 101.1 |
| Nov | 99.8 | 99.6 | 99.9 | 99.1 | 98.1 | 107.5 | 101.8 | : | 100.1 | 100.7 | 101.3 | 103.3 | : | 101.8 | 98.6 | 112.4 | 99.0 | 99.1 | 100.7 |
| Dec | 99.7 | 99.4 | 99.8 | 99.4 | 98.1 | 108.3 | 100.6 | : | 100.1 | 100.6 | 100.5 | 102.3 | : | 101.9 | 98.5 | 113.7 | 99.0 | 98.9 | 100.7 |
| 1998 Jan | 99.8 | 99.5 | 99.9 | 100.2 | 98.4 | 108.2 | 99.9 | : | 100.4 | 100.2 | 99.3 | 103.3 | : | : | : | 113.9 | 99.2 | 98.8 | 100.8 |
| Feb | 99.6 | 99.4 | : | 100.6 | 98.5 | 108.3 | 99.2 | : | : | 99.9 | 98.6 | 103.3 | : | : | : | 115.0 | 98.7 | : | 100.6 |
| Mar | : | : | : | : | 98.5 | : | 99.3 | : | : | 99.5 | : | : | : | : | : | : | : | : | : |

INDUSTRIELLER ERZEUGERPREISINDEX
INDUSTRIAL PRODUCER PRICE INDEX
INDICE DES PRIX À LA PRODUCTION INDUSTRIELLE



| | 1013 Herstellung von Gummi- und Kunststoffwaren 1995 = 100 | | | | | | | | | Manufacture of rubber and plastic products 1995 = 100 NACE Rev.1 25 | | | | Industrie du caoutchouc et des plastiques 1995 = 100 | | | | | |
|----------|---|--------|-------|-------|-------|-------|-------|-------|-------|---|-------|-------|---|---|-------|-------|-------|----|----|
| | EU-15 | EUR-11 | B | DK | D | EL | E | F | IRL | I | L | NL | A | P | FIN | S | UK | US | JP |
| 1994 | 93.5 | 93.8 | 97.4 | 93.1 | 96.6 | 91.1 | 93.1 | 96.3 | 87.9 | 86.8 | 94.7 | 93.7 | : | 89.5 | 93.8 | 88.0 | 92.4 | : | : |
| 1995 | 100.0 | 100.0 | 100.0 | 100.0 | 100.0 | 100.0 | 100.0 | 100.0 | 100.0 | 100.0 | 100.0 | 100.0 | : | 100.0 | 100.0 | 100.0 | 100.0 | : | : |
| 1996 | 99.9 | 99.5 | 100.1 | 100.7 | 99.0 | 104.0 | 100.6 | 98.3 | : | 101.4 | 98.5 | 98.0 | : | 99.6 | 95.3 | 100.2 | 101.4 | : | : |
| 1997 | 99.5 | 98.9 | 99.6 | 99.9 | 98.6 | 107.4 | 101.6 | 97.1 | : | 100.1 | 96.8 | 98.2 | : | 100.5 | 94.0 | 100.6 | 101.2 | : | : |
| 1997 Jan | 99.5 | 98.9 | 99.6 | 99.0 | 98.5 | 104.8 | 101.4 | 97.6 | : | 100.3 | 95.5 | 97.6 | : | 99.2 | 92.0 | 100.6 | 101.4 | : | : |
| Feb | 99.4 | 98.8 | 99.7 | 99.1 | 98.5 | 107.2 | 101.4 | 97.5 | : | 100.1 | 94.4 | 97.6 | : | 99.8 | 91.6 | 99.8 | 101.2 | : | : |
| Mar | 99.5 | 98.8 | 99.6 | 99.3 | 98.5 | 107.2 | 101.6 | 97.5 | : | 99.8 | 95.9 | 97.6 | : | 100.2 | 92.1 | 100.4 | 101.6 | : | : |
| Apr | 99.6 | 99.0 | 99.6 | 99.8 | 98.7 | 108.8 | 101.7 | 97.5 | : | 100.2 | 95.3 | 97.6 | : | 100.3 | 92.3 | 100.4 | 101.6 | : | : |
| May | 99.7 | 99.2 | 99.7 | 100.3 | 98.8 | 108.8 | 101.8 | 97.5 | : | 100.2 | 95.8 | 98.5 | : | 100.5 | 96.0 | 101.1 | 101.4 | : | : |
| Jun | 99.6 | 99.0 | 99.6 | 100.4 | 98.7 | 108.8 | 101.6 | 97.1 | : | 100.2 | 96.6 | 98.5 | : | 100.7 | 95.2 | 100.4 | 101.3 | : | : |
| Jul | 99.6 | 99.1 | 99.6 | 100.4 | 98.8 | 107.0 | 101.6 | 96.9 | : | 100.1 | 98.6 | 98.5 | : | 100.8 | 95.8 | 101.8 | 101.2 | : | : |
| Aug | 99.6 | 99.0 | 99.5 | 100.2 | 98.7 | 107.1 | 101.5 | 96.9 | : | 100.2 | 98.2 | 98.5 | : | 100.9 | 95.2 | 100.6 | 101.1 | : | : |
| Sep | 99.4 | 98.9 | 99.6 | 100.3 | 98.6 | 107.1 | 101.4 | 96.8 | : | 100.2 | 97.7 | 98.5 | : | 100.9 | 95.0 | 100.4 | 100.9 | : | : |
| Oct | 99.4 | 98.9 | 99.5 | 100.0 | 98.5 | 107.2 | 101.6 | 96.7 | : | 100.1 | 97.7 | 98.5 | : | 100.9 | 94.9 | 100.0 | 100.8 | : | : |
| Nov | 99.3 | 98.8 | 99.5 | 99.7 | 98.4 | 107.2 | 101.6 | 96.7 | : | 100.1 | 97.2 | 98.5 | : | 101.0 | 94.2 | 100.7 | 100.9 | : | : |
| Dec | 99.3 | 98.8 | 99.4 | 99.7 | 98.4 | 107.2 | 101.4 | 96.7 | : | 100.2 | 98.5 | 98.5 | : | 100.7 | 94.2 | 101.2 | 100.8 | : | : |
| 1998 Jan | 99.3 | 98.8 | 99.6 | 99.7 | 98.4 | 107.9 | 101.1 | 96.3 | : | 100.3 | 96.6 | 99.4 | : | : | : | 100.6 | 100.6 | : | : |
| Feb | 99.3 | 98.9 | 99.6 | 99.8 | 98.4 | 108.6 | 101.4 | 96.2 | : | 100.5 | 96.9 | 99.4 | : | : | : | 100.2 | 100.2 | : | : |
| Mar | : | : | : | : | 98.3 | : | 101.5 | 96.1 | : | 100.3 | : | : | : | : | : | : | : | : | : |

| | 1014 Metallerzeugung und -bearbeitung 1995 = 100 | | | | | | | | | Manufacture of basic metals 1995 = 100 NACE Rev.1 27 | | | | Métallurgie 1995 = 100 | | | | | |
|----------|---|--------|---|-------|-------|-------|-------|-------|-------|--|-------|-------|---|---------------------------|-------|-------|-------|-------|-------|
| | EU-15 | EUR-11 | B | DK | D | EL | E | F | IRL | I | L | NL | A | P | FIN | S | UK | US | JP |
| 1994 | 90.6 | 90.9 | : | 92.8 | 94.1 | 86.7 | 88.3 | 92.7 | 92.6 | 86.8 | 95.1 | 92.6 | : | 86.3 | 91.5 | 84.8 | 90.4 | 92.8 | 99.2 |
| 1995 | 100.0 | 100.0 | : | 100.0 | 100.0 | 100.0 | 100.0 | 100.0 | 100.0 | 100.0 | 100.0 | 100.0 | : | 100.0 | 100.0 | 100.0 | 100.0 | 100.0 | 100.0 |
| 1996 | 95.3 | 94.5 | : | 97.2 | 95.3 | 104.7 | 92.3 | 94.3 | 102.5 | 94.6 | 91.2 | 96.8 | : | 95.6 | 92.4 | 91.7 | 99.0 | 97.4 | 98.2 |
| 1997 | 95.8 | 95.3 | : | 99.6 | 97.1 | 107.5 | 94.4 | 94.5 | : | 93.3 | 93.8 | 99.3 | : | 98.6 | 93.8 | 94.0 | 97.2 | 97.9 | : |
| 1997 Jan | 93.0 | 92.2 | : | 96.2 | 93.7 | 105.3 | 89.0 | 91.9 | 102.2 | 91.5 | 89.4 | 95.2 | : | 95.1 | 89.4 | 86.8 | 97.0 | 97.4 | 99.2 |
| Feb | 93.5 | 92.7 | : | 96.5 | 94.5 | 106.1 | 90.1 | 92.6 | 102.2 | 91.0 | 90.7 | 96.1 | : | 95.2 | 91.4 | 88.2 | 97.0 | 97.9 | 99.7 |
| Mar | 94.1 | 93.4 | : | 97.4 | 95.0 | 106.3 | 91.6 | 93.0 | 101.8 | 91.7 | 91.8 | 97.1 | : | 95.2 | 93.0 | 90.8 | 97.0 | 98.2 | 99.8 |
| Apr | 94.8 | 94.1 | : | 98.6 | 95.5 | 106.4 | 93.3 | 93.6 | 101.7 | 92.5 | 92.8 | 98.0 | : | 95.8 | 92.8 | 94.1 | 97.0 | 98.0 | 102.2 |
| May | 95.4 | 94.8 | : | 98.8 | 96.7 | 106.4 | 93.8 | 94.0 | 101.6 | 92.8 | 92.0 | 98.0 | : | 97.1 | 94.5 | 95.9 | 97.3 | 98.2 | 102.2 |
| Jun | 96.2 | 95.6 | : | 100.0 | 97.8 | 107.8 | 94.4 | 94.7 | 101.6 | 93.3 | 92.5 | 99.0 | : | 98.5 | 97.0 | 96.5 | 97.3 | 98.5 | 102.2 |
| Jul | 96.7 | 96.3 | : | 100.3 | 98.6 | 108.0 | 96.2 | 95.5 | 101.7 | 93.6 | 93.2 | 99.9 | : | 97.9 | 97.9 | 99.0 | 96.5 | 98.1 | 102.3 |
| Aug | 97.2 | 96.8 | : | 101.6 | 99.0 | 108.2 | 98.0 | 95.8 | 101.7 | 93.8 | 94.4 | 100.9 | : | 100.2 | 95.7 | 97.5 | 97.6 | 98.2 | 102.4 |
| Sep | 97.4 | 97.0 | : | 101.7 | 98.8 | 108.8 | 97.5 | 96.1 | 101.9 | 94.6 | 98.5 | 101.8 | : | 102.1 | 94.2 | 95.9 | 97.5 | 98.1 | 102.2 |
| Oct | 97.3 | 96.9 | : | 100.9 | 98.7 | 109.2 | 97.1 | 96.0 | : | 94.8 | 96.0 | 101.8 | : | 101.6 | 94.1 | 95.3 | 97.8 | 98.0 | 101.7 |
| Nov | 97.0 | 96.7 | : | 101.3 | 98.2 | 109.0 | 96.2 | 95.7 | : | 94.9 | 96.2 | 101.8 | : | 102.9 | 94.1 | 94.7 | 97.1 | 97.6 | : |
| Dec | 97.1 | 96.8 | : | 101.5 | 98.4 | 109.1 | 96.0 | 95.7 | : | 95.4 | 98.3 | 101.8 | : | 101.9 | 91.9 | 93.4 | 97.0 | 97.0 | : |
| 1998 Jan | 97.5 | 97.4 | : | 99.9 | 99.0 | 107.1 | 97.2 | 96.0 | : | 95.8 | 98.5 | 103.7 | : | : | : | 93.4 | 96.8 | 96.7 | : |
| Feb | 98.0 | 98.0 | : | 100.4 | 99.3 | 107.3 | 98.2 | 96.0 | : | 96.6 | 100.7 | 104.7 | : | : | : | 92.7 | 97.0 | : | : |
| Mar | : | : | : | : | 99.3 | : | 98.2 | 96.1 | : | 96.3 | : | : | : | : | : | : | : | : | : |

INDUSTRIELLER ERZEUGERPREISINDEX
INDUSTRIAL PRODUCER PRICE INDEX
INDICE DES PRIX À LA PRODUCTION INDUSTRIELLE



| | 1015 Erzeugung von Roheisen, Stahl und Ferrolegerungen (EGKS) 1995 = 100 | | | | | | | | | | | | | Manufacture of basic iron and steel (ECC) 1995 = 100 | | | | | Sidérurgie 1995 = 100 | |
|----------|--|--------|-------|----|-------|-------|-------|-------|-----|-------|---|----|---|--|-------|-------|-------|----|--------------------------|--|
| | EU-15 | EUR-11 | B | DK | D | EL | E | F | IRL | I | L | NL | A | P | FIN | S | UK | US | JP | |
| 1994 | 92.0 | : | 90.9 | : | 94.1 | 87.0 | 91.0 | 94.7 | : | 89.4 | : | : | : | : | 92.9 | 86.3 | 92.6 | : | 101.0 | |
| 1995 | 100.0 | : | 100.0 | : | 100.0 | 100.0 | 100.0 | 100.0 | : | 100.0 | : | : | : | : | 100.0 | 100.0 | 100.0 | : | 100.0 | |
| 1996 | 94.9 | : | 87.5 | : | 92.5 | 105.6 | 93.6 | 92.7 | : | 98.4 | : | : | : | : | 93.3 | 92.2 | 96.2 | : | 97.4 | |
| 1997 | 93.4 | : | 87.0 | : | 92.3 | 107.1 | 91.0 | 90.5 | : | 96.4 | : | : | : | : | 91.1 | 95.1 | 91.7 | : | 99.6 | |
| 1997 Jan | 91.2 | : | 81.8 | : | 88.8 | 106.1 | 88.6 | 89.3 | : | 94.3 | : | : | : | : | 89.1 | 86.3 | 92.8 | : | 97.8 | |
| Feb | 91.2 | : | 83.5 | : | 88.8 | 107.0 | 88.4 | 89.3 | : | 94.2 | : | : | : | : | 89.6 | 87.5 | 92.4 | : | 97.7 | |
| Mar | 91.4 | : | 82.3 | : | 89.2 | 107.0 | 88.9 | 88.5 | : | 95.0 | : | : | : | : | 90.1 | 90.9 | 91.6 | : | 97.8 | |
| Apr | 92.0 | : | 85.0 | : | 90.3 | 107.0 | 89.1 | 88.8 | : | 95.5 | : | : | : | : | 90.1 | 95.1 | 91.1 | : | 99.8 | |
| May | 92.5 | : | 85.2 | : | 91.3 | 107.0 | 89.0 | 89.2 | : | 95.6 | : | : | : | : | 90.7 | 96.9 | 91.3 | : | 100.0 | |
| Jun | 93.1 | : | 85.7 | : | 92.2 | 107.0 | 89.5 | 89.8 | : | 96.0 | : | : | : | : | 92.9 | 97.5 | 91.2 | : | 100.4 | |
| Jul | 94.0 | : | 88.0 | : | 93.3 | 107.0 | 91.4 | 90.6 | : | 96.0 | : | : | : | : | 92.9 | 100.3 | 92.1 | : | 100.7 | |
| Aug | 94.2 | : | 88.7 | : | 93.7 | 107.0 | 92.8 | 90.9 | : | 96.2 | : | : | : | : | 89.6 | 99.5 | 92.2 | : | 100.6 | |
| Sep | 94.7 | : | 90.5 | : | 94.2 | 107.4 | 92.7 | 91.6 | : | 97.4 | : | : | : | : | 89.8 | 97.7 | 91.5 | : | 100.5 | |
| Oct | 95.3 | : | 90.0 | : | 95.0 | 107.4 | 93.7 | 92.5 | : | 98.0 | : | : | : | : | 92.3 | 97.3 | 91.4 | : | 100.3 | |
| Nov | 95.4 | : | 91.0 | : | 95.4 | 107.4 | 93.6 | 92.8 | : | 98.0 | : | : | : | : | 92.5 | 96.6 | 91.0 | : | 100.0 | |
| Dec | 96.2 | : | 92.8 | : | 95.8 | 107.4 | 94.1 | 93.3 | : | 100.0 | : | : | : | : | 93.2 | 95.3 | 91.2 | : | 99.9 | |
| 1998 Jan | 96.8 | : | 93.2 | : | 96.7 | 103.8 | 95.3 | 94.0 | : | 100.8 | : | : | : | : | : | 94.9 | 91.8 | : | 99.6 | |
| Feb | 97.9 | : | 93.2 | : | 97.4 | 104.2 | 97.5 | 94.4 | : | 103.3 | : | : | : | : | : | 94.1 | 91.8 | : | 99.2 | |
| Mar | : | : | : | : | 97.4 | : | 97.0 | 94.8 | : | 102.9 | : | : | : | : | : | : | : | : | : | |

| | 1016 Maschinenbau 1995 = 100 | | | | | | | | | | | | | Manufacture of machinery and equipment 1995 = 100 | | | | | Fabrication de machines et équipement 1995 = 100 | |
|----------|---------------------------------|--------|---|-------|-------|-------|-------|---|-------|-------|-------|-------|---|---|-------|-------|-------|-------|--|--|
| | EU-15 | EUR-11 | B | DK | D | EL | E | F | IRL | I | L | NL | A | P | FIN | S | UK | US | JP | |
| 1994 | 97.3 | 97.5 | : | 97.6 | 98.4 | 93.2 | 96.3 | : | 98.0 | 94.7 | 99.5 | 98.7 | : | : | 97.5 | 95.4 | 96.8 | 98.8 | 102.0 | |
| 1995 | 100.0 | 100.0 | : | 100.0 | 100.0 | 100.0 | 100.0 | : | 100.0 | 100.0 | 100.0 | 100.0 | : | : | 100.0 | 100.0 | 100.0 | 100.0 | 100.0 | |
| 1996 | 102.5 | 102.4 | : | 102.9 | 101.7 | 105.1 | 103.0 | : | 101.3 | 104.9 | 100.4 | 100.6 | : | : | 102.8 | 104.4 | 103.1 | 100.0 | 95.9 | |
| 1997 | 103.9 | 103.6 | : | 105.2 | 102.6 | 109.5 | 105.1 | : | : | 107.0 | 102.7 | 101.4 | : | : | 104.9 | 106.1 | 105.5 | 99.5 | 94.4 | |
| 1997 Jan | 103.4 | 103.0 | : | 104.2 | 102.3 | 107.4 | 104.2 | : | 101.7 | 105.9 | 101.5 | 101.2 | : | : | 103.4 | 105.4 | 104.8 | 99.9 | 94.1 | |
| Feb | 103.5 | 103.2 | : | 104.5 | 102.4 | 108.1 | 104.6 | : | 101.8 | 106.1 | 102.0 | 101.2 | : | : | 103.5 | 105.4 | 105.0 | 99.8 | 93.9 | |
| Mar | 103.7 | 103.4 | : | 104.7 | 102.4 | 108.2 | 104.9 | : | 101.8 | 106.6 | 102.0 | 101.2 | : | : | 104.5 | 105.6 | 105.1 | 99.8 | 93.8 | |
| Apr | 103.8 | 103.5 | : | 105.2 | 102.6 | 108.5 | 105.0 | : | 101.8 | 106.9 | 102.3 | 101.2 | : | : | 104.9 | 105.8 | 105.3 | 99.8 | 95.3 | |
| May | 103.9 | 103.5 | : | 105.1 | 102.6 | 108.5 | 105.2 | : | 101.9 | 106.9 | 102.4 | 101.2 | : | : | 104.8 | 106.0 | 105.6 | 99.5 | 95.2 | |
| Jun | 103.9 | 103.5 | : | 105.2 | 102.6 | 110.2 | 105.2 | : | 101.9 | 107.0 | 102.7 | 101.2 | : | : | 104.9 | 105.9 | 105.7 | 99.5 | 94.9 | |
| Jul | 104.0 | 103.6 | : | 105.3 | 102.7 | 110.2 | 105.2 | : | 101.7 | 107.1 | 103.1 | 101.2 | : | : | 104.8 | 106.0 | 105.6 | 99.6 | 94.6 | |
| Aug | 104.1 | 103.7 | : | 105.5 | 102.7 | 110.2 | 105.3 | : | 101.9 | 107.4 | 103.1 | 101.2 | : | : | 105.0 | 106.2 | 105.7 | 99.3 | 94.5 | |
| Sep | 104.1 | 103.7 | : | 105.8 | 102.7 | 110.4 | 105.3 | : | 101.9 | 107.5 | 103.4 | 101.2 | : | : | 105.3 | 106.5 | 105.7 | 99.3 | 94.3 | |
| Oct | 104.2 | 103.8 | : | 105.5 | 102.7 | 110.7 | 105.3 | : | : | 107.6 | 103.5 | 102.1 | : | : | 105.5 | 106.7 | 105.8 | 99.1 | 94.2 | |
| Nov | 104.2 | 103.8 | : | 105.5 | 102.7 | 110.7 | 105.4 | : | : | 107.7 | 103.5 | 102.1 | : | : | 105.3 | 106.8 | 105.8 | 99.3 | 94.0 | |
| Dec | 104.3 | 103.9 | : | 105.5 | 102.8 | 110.8 | 105.3 | : | : | 107.7 | 103.5 | 102.1 | : | : | 106.9 | 106.6 | 105.9 | 99.1 | 93.9 | |
| 1998 Jan | 104.6 | 104.2 | : | 105.8 | 103.0 | 111.5 | 105.8 | : | : | 108.3 | 104.7 | 102.1 | : | : | : | 106.5 | 106.3 | 99.2 | 93.8 | |
| Feb | 104.6 | 104.2 | : | 106.0 | 103.0 | 111.7 | 106.0 | : | : | 108.5 | 104.7 | 102.1 | : | : | : | 106.5 | 106.5 | 99.1 | 93.6 | |
| Mar | : | 104.3 | : | : | 103.1 | : | 106.4 | : | : | 108.5 | : | : | : | : | : | : | : | : | : | |

INDUSTRIELLER ERZEUGERPREISINDEX
INDUSTRIAL PRODUCER PRICE INDEX
INDICE DES PRIX À LA PRODUCTION INDUSTRIELLE



| | 1017 Herstellung von Geräten der Elektrizitätserzeugung, verteilung u.ä – 1995 = 100 | | | | | | | | | | Manufacture of electrical machinery and apparatus 1995 = 100 NACE Rev.1 31 | | | | | Fabrication de machines et appareils électriques 1995 = 100 | | | | |
|----------|--|--------|---|-------|-------|-------|-------|-------|-----|-------|---|-------|---|---|-------|---|-------|----|----|--|
| | EU-15 | EUR-11 | B | DK | D | EL | E | F | IRL | I | L | NL | A | P | FIN | S | UK | US | JP | |
| 1994 | 96.4 | 97.0 | : | 96.5 | 98.8 | 84.4 | 93.9 | 97.1 | : | 94.3 | : | 99.2 | : | : | 92.8 | 90.3 | 94.2 | : | : | |
| 1995 | 100.0 | 100.0 | : | 100.0 | 100.0 | 100.0 | 100.0 | 100.0 | : | 100.0 | : | 100.0 | : | : | 100.0 | 100.0 | 100.0 | : | : | |
| 1996 | 101.3 | 101.0 | : | 100.5 | 100.4 | 100.4 | 102.8 | 100.0 | : | 102.2 | : | 100.4 | : | : | 99.9 | 103.7 | 103.3 | : | : | |
| 1997 | 101.7 | 101.1 | : | 103.3 | 100.6 | 110.8 | 103.6 | 99.6 | : | 102.3 | : | 102.7 | : | : | 100.2 | 105.2 | 104.4 | : | : | |
| 1997 Jan | 101.4 | 101.0 | : | 101.0 | 100.5 | 102.7 | 103.3 | 99.6 | : | 102.1 | : | 101.2 | : | : | 98.3 | 105.8 | 104.0 | : | : | |
| Feb | 101.6 | 101.2 | : | 101.3 | 100.6 | 106.1 | 103.3 | 99.7 | : | 102.4 | : | 102.2 | : | : | 100.8 | 106.2 | 104.1 | : | : | |
| Mar | 101.6 | 101.2 | : | 102.1 | 100.6 | 106.8 | 103.4 | 99.7 | : | 102.4 | : | 102.2 | : | : | 100.5 | 104.4 | 104.3 | : | : | |
| Apr | 101.6 | 101.1 | : | 103.0 | 100.5 | 108.4 | 103.4 | 99.6 | : | 102.2 | : | 102.2 | : | : | 100.3 | 105.8 | 104.5 | : | : | |
| May | 101.6 | 101.1 | : | 103.1 | 100.5 | 108.5 | 103.6 | 99.9 | : | 102.1 | : | 103.1 | : | : | 100.4 | 104.1 | 104.5 | : | : | |
| Jun | 101.8 | 101.1 | : | 103.1 | 100.6 | 111.9 | 103.6 | 100.1 | : | 102.1 | : | 103.1 | : | : | 100.4 | 104.6 | 105.1 | : | : | |
| Jul | 101.7 | 101.3 | : | 104.5 | 100.7 | 113.2 | 103.9 | 100.0 | : | 102.3 | : | 103.1 | : | : | 100.4 | 107.6 | 103.5 | : | : | |
| Aug | 101.8 | 101.2 | : | 104.6 | 100.6 | 116.1 | 103.8 | 100.0 | : | 102.2 | : | 103.1 | : | : | 100.4 | 104.9 | 104.6 | : | : | |
| Sep | 101.8 | 101.2 | : | 104.7 | 100.6 | 114.7 | 103.9 | 99.7 | : | 102.4 | : | 103.1 | : | : | 100.2 | 105.8 | 104.8 | : | : | |
| Oct | 101.7 | 101.1 | : | 104.3 | 100.5 | 114.9 | 104.0 | 99.3 | : | 102.4 | : | 103.1 | : | : | 100.2 | 105.1 | 104.5 | : | : | |
| Nov | 101.6 | 101.0 | : | 104.2 | 100.4 | 114.9 | 103.9 | 98.9 | : | 102.5 | : | 103.1 | : | : | 100.0 | 104.1 | 104.5 | : | : | |
| Dec | 101.5 | 101.0 | : | 104.2 | 100.4 | 111.3 | 103.5 | 98.8 | : | 102.5 | : | 103.1 | : | : | 100.0 | 104.1 | 104.6 | : | : | |
| 1998 Jan | 101.6 | 101.0 | : | 103.4 | 100.6 | 111.4 | 101.9 | 98.7 | : | 102.6 | : | 103.1 | : | : | 104.9 | 105.0 | : | : | : | |
| Feb | 101.7 | 101.0 | : | 103.5 | 100.5 | 111.6 | 102.1 | 98.3 | : | 102.9 | : | 103.1 | : | : | 103.4 | 105.2 | : | : | : | |
| Mar | : | 101.1 | : | : | 100.6 | : | 102.1 | 98.2 | : | 102.9 | : | : | : | : | : | : | : | : | : | |

| | 1018 Fahrzeugbau ⁽¹⁾ 1995 = 100 | | | | | | | | | | Manufacture of transport equipment ⁽¹⁾ 1995 = 100 NACE Rev.1 35 | | | | | Fabrication de matériels de transport ⁽¹⁾ 1995 = 100 | | | | |
|----------|---|--------|---|-------|-------|-------|-------|---|-----|---|---|-------|---|---|-------|---|-------|-------|-------|--|
| | EU-15 | EUR-11 | B | DK | D | EL | E | F | IRL | I | L | NL | A | P | FIN | S | UK | US | JP | |
| 1994 | : | : | : | 99.9 | 98.8 | 91.2 | 96.3 | : | : | : | : | 98.5 | : | : | 95.0 | 95.0 | 95.8 | 98.3 | 101.0 | |
| 1995 | : | : | : | 100.0 | 100.0 | 100.0 | 100.0 | : | : | : | : | 100.0 | : | : | 100.0 | 100.0 | 100.0 | 100.0 | 100.0 | |
| 1996 | : | : | : | 103.7 | 101.3 | 108.6 | 103.1 | : | : | : | : | 101.2 | : | : | 103.9 | 102.0 | 103.1 | 101.6 | 98.3 | |
| 1997 | : | : | : | 104.4 | 101.9 | 111.9 | 103.9 | : | : | : | : | 102.5 | : | : | 103.2 | 102.5 | 104.7 | 101.5 | : | |
| 1997 Jan | : | : | : | 102.5 | 101.4 | 112.0 | 103.9 | : | : | : | : | 102.3 | : | : | 105.1 | 102.6 | 104.3 | 102.4 | 97.5 | |
| Feb | : | : | : | 102.6 | 101.5 | 113.0 | 104.2 | : | : | : | : | 102.2 | : | : | 102.1 | 102.6 | 104.5 | 102.3 | 97.5 | |
| Mar | : | : | : | 102.6 | 101.3 | 113.0 | 104.3 | : | : | : | : | 102.3 | : | : | 102.1 | 102.3 | 104.6 | 102.3 | 97.4 | |
| Apr | : | : | : | 104.8 | 101.4 | 110.8 | 104.2 | : | : | : | : | 102.3 | : | : | 102.4 | 102.3 | 104.6 | 101.9 | 99.2 | |
| May | : | : | : | 104.9 | 102.0 | 110.8 | 103.8 | : | : | : | : | 102.4 | : | : | 102.5 | 102.1 | 104.6 | 101.4 | 99.2 | |
| Jun | : | : | : | 104.8 | 102.0 | 111.9 | 103.6 | : | : | : | : | 102.4 | : | : | 102.5 | 102.2 | 104.6 | 101.3 | 98.9 | |
| Jul | : | : | : | 105.1 | 102.0 | 111.5 | 103.6 | : | : | : | : | 102.6 | : | : | 102.5 | 102.1 | 104.7 | 100.7 | 98.9 | |
| Aug | : | : | : | 105.2 | 102.0 | 111.5 | 103.6 | : | : | : | : | 102.6 | : | : | 103.3 | 102.1 | 104.7 | 100.7 | 98.8 | |
| Sep | : | : | : | 105.3 | 102.2 | 111.5 | 103.6 | : | : | : | : | 102.6 | : | : | 103.3 | 102.1 | 104.8 | 99.9 | 98.7 | |
| Oct | : | : | : | 104.8 | 102.3 | 111.5 | 104.1 | : | : | : | : | 102.7 | : | : | 104.0 | 103.3 | 104.9 | 102.1 | 98.4 | |
| Nov | : | : | : | 105.1 | 102.3 | 111.5 | 104.1 | : | : | : | : | 102.8 | : | : | 104.3 | 103.4 | 104.8 | 101.6 | : | |
| Dec | : | : | : | 105.2 | 102.4 | 113.5 | 103.9 | : | : | : | : | 102.8 | : | : | 104.2 | 103.4 | 104.9 | 101.4 | : | |
| 1998 Jan | : | : | : | 100.2 | 102.3 | 119.2 | 104.6 | : | : | : | : | 103.6 | : | : | 105.1 | 105.4 | 101.2 | : | : | |
| Feb | : | : | : | 100.1 | 102.4 | 120.1 | 104.7 | : | : | : | : | 103.7 | : | : | 105.3 | 105.5 | : | : | : | |
| Mar | : | : | : | : | 102.4 | : | 104.9 | : | : | : | : | : | : | : | : | : | : | : | : | |

⁽¹⁾ Ohne Wagen

⁽¹⁾ Excluding car

⁽¹⁾ Automobiles exclues

INDUSTRIELLER ERZEUGERPREISINDEX
INDUSTRIAL PRODUCER PRICE INDEX
INDICE DES PRIX À LA PRODUCTION INDUSTRIELLE



| | Energieversorgung 1019 1995 = 100 | | | | Electricity, gas, steam and hot water supply 1995 = 100 NACE Rev.1 40 | | | | | | | | Production et distribution d'électricité, de gaz et de chaleur - 1995 = 100 | | | | | | |
|----------|--------------------------------------|--------|-------|----|--|-------|-------|-------|-----|-------|---|-------|---|-------|-------|---|----|----|----|
| | EU-15 | EUR-11 | B | DK | D | EL | E | F | IRL | I | L | NL | A | P | FIN | S | UK | US | JP |
| 1994 | : | 99.3 | 98.8 | : | 99.9 | 93.1 | 98.3 | 101.4 | : | 97.0 | : | 97.6 | : | 102.9 | 94.5 | : | : | : | : |
| 1995 | : | 100.0 | 100.0 | : | 100.0 | 100.0 | 100.0 | 100.0 | : | 100.0 | : | 100.0 | : | 100.0 | 100.0 | : | : | : | : |
| 1996 | : | 96.9 | 99.1 | : | 92.6 | 103.3 | 100.3 | 99.7 | : | 102.6 | : | 101.2 | : | 97.2 | 103.7 | : | : | : | : |
| 1997 | : | 97.4 | 99.2 | : | 92.8 | 104.8 | 97.8 | 98.6 | : | 108.6 | : | 106.6 | : | 96.9 | 105.6 | : | : | : | : |
| 1997 Jan | : | 97.5 | 98.3 | : | 92.7 | 103.3 | 97.6 | 100.4 | : | 109.1 | : | 105.1 | : | 95.1 | 103.9 | : | : | : | : |
| Feb | : | 97.5 | 98.3 | : | 92.7 | 103.3 | 97.6 | 100.4 | : | 108.4 | : | 105.1 | : | 95.2 | 105.6 | : | : | : | : |
| Mar | : | 97.6 | 97.9 | : | 92.7 | 103.3 | 97.7 | 100.7 | : | 109.4 | : | 105.1 | : | 95.2 | 105.6 | : | : | : | : |
| Apr | : | 97.4 | 98.2 | : | 92.7 | 103.3 | 97.7 | 99.3 | : | 108.7 | : | 107.1 | : | 95.2 | 105.6 | : | : | : | : |
| May | : | 97.4 | 98.4 | : | 92.9 | 103.3 | 97.7 | 97.6 | : | 108.4 | : | 107.1 | : | 98.6 | 105.6 | : | : | : | : |
| Jun | : | 97.4 | 99.4 | : | 92.9 | 103.3 | 97.7 | 97.6 | : | 108.5 | : | 107.1 | : | 98.6 | 105.9 | : | : | : | : |
| Jul | : | 97.4 | 100.2 | : | 92.9 | 103.3 | 97.7 | 97.6 | : | 108.0 | : | 107.1 | : | 98.6 | 105.9 | : | : | : | : |
| Aug | : | 97.5 | 100.3 | : | 92.9 | 106.9 | 98.0 | 97.6 | : | 108.4 | : | 107.1 | : | 98.6 | 105.9 | : | : | : | : |
| Sep | : | 97.4 | 100.3 | : | 92.9 | 106.9 | 98.0 | 97.6 | : | 107.4 | : | 107.1 | : | 98.6 | 105.9 | : | : | : | : |
| Oct | : | 97.4 | 100.0 | : | 92.7 | 106.9 | 98.0 | 97.6 | : | 108.5 | : | 107.1 | : | 98.6 | 105.9 | : | : | : | : |
| Nov | : | 97.5 | 99.9 | : | 92.7 | 106.9 | 98.0 | 98.3 | : | 109.3 | : | 107.1 | : | 95.2 | 105.9 | : | : | : | : |
| Dec | : | 97.4 | 99.5 | : | 92.7 | 106.9 | 98.1 | 98.3 | : | 108.6 | : | 107.1 | : | 95.2 | 105.9 | : | : | : | : |
| 1998 Jan | : | 96.9 | 98.7 | : | 92.7 | 106.9 | 95.1 | 98.5 | : | 108.2 | : | 107.1 | : | : | : | : | : | : | : |
| Feb | : | 96.8 | 98.8 | : | 92.6 | 106.9 | 94.7 | 98.5 | : | 107.3 | : | 107.1 | : | : | : | : | : | : | : |
| Mar | : | : | : | : | 92.6 | : | 94.3 | 98.5 | : | 107.0 | : | : | : | : | : | : | : | : | : |

LÖHNE
WAGES AND SALARIES
SALAIRES



| | 1101 | Stundenlöhne Industrie | | | | | | | | | | | | | | | | |
|--------|--------|------------------------|-------|---|-------|-------|-------|-------|-------|-------|-------|-------|-------|-------|-------|-------|-------|----|
| | | nominal | | | | | | | | | | | | | | | | |
| | | 1990 = 100 | | | | | | | | | | | | | | | | |
| | EUR-11 | B | DK | D | EL | E | F | IRL | I | L | NL | A | P | FIN | S | UK | US | JP |
| 1992 | : | 110.1 | 107.8 | : | 132.8 | 118.6 | 109.4 | 110.8 | 115.7 | 108.2 | 108.5 | 112.6 | 131.3 | 108.6 | 115.7 | 114.5 | 104.3 | : |
| 1993 | : | 112.6 | 110.6 | : | 146.8 | 125.8 | 112.3 | 117.3 | 119.6 | 113.1 | 112.7 | 118.5 | 135.4 | 110.0 | 119.8 | 117.6 | 106.7 | : |
| 1994 | : | 115.9 | 115.1 | : | 165.9 | 131.9 | 114.5 | 120.3 | 123.9 | 119.8 | 115.1 | 123.6 | 143.1 | 115.0 | 124.8 | 120.1 | 109.7 | : |
| 1995 | : | 118.3 | 118.4 | : | 188.7 | 138.3 | 117.2 | 123.8 | 127.7 | 127.6 | 116.2 | 128.2 | 150.9 | 122.9 | 131.2 | 123.4 | 112.7 | : |
| 1996 | : | 120.6 | 123.2 | : | 205.5 | 145.9 | 120.5 | 128.4 | 131.8 | 124.9 | 118.4 | : | 162.9 | 127.7 | 138.9 | 128.2 | 116.3 | : |
| 1994 I | : | 114.5 | 112.9 | : | 159.1 | 128.7 | 113.6 | 119.1 | 123.0 | : | 114.4 | 122.8 | : | 113.2 | 122.3 | 118.9 | 108.2 | : |
| II | : | 115.9 | 115.2 | : | 162.1 | 130.7 | 114.3 | 119.9 | 123.8 | : | 115.0 | 123.5 | 142.0 | 114.6 | 124.9 | 119.7 | 109.1 | : |
| III | : | 116.2 | 113.7 | : | 167.9 | 134.0 | 114.9 | 120.3 | 124.2 | : | 115.4 | 123.7 | : | 115.3 | 126.0 | 121.3 | 110.4 | : |
| IV | : | 117.1 | 118.6 | : | 174.5 | 134.3 | 115.4 | 121.8 | 124.5 | 119.8 | 115.5 | 124.3 | 144.1 | 116.7 | 125.9 | 120.6 | 111.3 | : |
| 1995 I | : | 117.3 | 116.3 | : | 180.3 | 135.2 | 115.8 | 122.4 | 126.4 | : | 115.5 | 127.4 | : | 120.3 | 127.0 | 121.8 | 110.8 | : |
| II | : | 118.5 | 119.9 | : | 187.3 | 137.1 | 116.9 | 122.6 | 126.6 | : | 115.7 | 128.1 | 149.0 | 122.5 | 131.3 | 123.0 | 111.9 | : |
| III | : | 118.6 | 118.4 | : | 190.7 | 140.0 | 118.0 | 123.7 | 128.5 | : | 116.6 | 128.3 | : | 123.1 | 133.4 | 124.9 | 113.7 | : |
| IV | : | 118.8 | 119.0 | : | 196.5 | 141.0 | 118.3 | 126.7 | 129.4 | 127.6 | 117.1 | 128.8 | 152.7 | 125.5 | 133.0 | 123.9 | 114.2 | : |
| 1996 I | : | 119.0 | 121.2 | : | 199.0 | 143.3 | 118.8 | 126.2 | 130.6 | : | 117.6 | : | : | 126.8 | 135.6 | 125.7 | 114.8 | : |
| II | : | 120.9 | 125.1 | : | 204.3 | 145.1 | 120.0 | 128.7 | 130.8 | : | 117.7 | : | 159.7 | 127.0 | 140.1 | 128.8 | 115.5 | : |
| III | : | 121.1 | 123.1 | : | 207.4 | 147.2 | 121.2 | 127.8 | 132.6 | : | 118.7 | : | : | 126.8 | 140.9 | 129.9 | 117.1 | : |
| IV | : | 121.4 | 123.5 | : | 211.5 | 148.0 | 121.9 | 131.0 | 133.1 | 124.9 | 119.4 | : | 166.1 | 130.3 | 139.0 | 128.4 | 117.8 | : |
| 1997 I | : | 121.7 | 126.0 | : | : | 149.0 | 122.6 | 130.6 | 135.6 | : | : | : | : | 130.8 | 142.4 | 132.2 | 118.3 | : |
| II | : | 123.1 | 130.2 | : | : | 151.3 | : | : | 135.8 | : | : | : | 172.2 | 130.4 | 143.9 | 134.0 | : | : |
| III | : | 123.6 | 128.0 | : | : | 152.8 | : | : | 137.1 | : | : | : | : | 130.3 | 144.7 | 135.6 | : | : |

| | 1102 | Stundenlöhne Industrie | | | | | | | | | | | | | | | | |
|--------|--------|------------------------|-------|---|------|-------|-------|-------|-------|-------|-------|-------|-------|-------|-------|-------|------|----|
| | | real | | | | | | | | | | | | | | | | |
| | | 1990 = 100 | | | | | | | | | | | | | | | | |
| | EUR-11 | B | DK | D | EL | E | F | IRL | I | L | NL | A | P | FIN | S | UK | US | JP |
| 1992 | : | 103.8 | 103.1 | : | 96.0 | 105.7 | 103.5 | 104.2 | 103.5 | 101.3 | 101.2 | 104.7 | 107.4 | 101.2 | 103.5 | 104.2 | 97.1 | : |
| 1993 | : | 103.9 | 104.5 | : | 92.7 | 107.2 | 104.1 | 108.8 | 102.5 | 102.3 | 102.5 | 106.3 | 104.5 | 100.3 | 102.3 | 105.4 | 96.5 | : |
| 1994 | : | 104.2 | 106.6 | : | 94.4 | 107.4 | 104.4 | 109.0 | 102.0 | 105.4 | 101.8 | 107.8 | 105.1 | 103.7 | 104.3 | 105.1 | 96.7 | : |
| 1995 | : | 104.8 | 107.4 | : | 98.3 | 107.5 | 105.0 | 109.4 | 100.0 | 110.8 | 100.9 | 109.3 | 106.6 | 109.7 | 107.0 | 104.4 | 96.6 | : |
| 1996 | : | 104.7 | 109.5 | : | 98.7 | 109.5 | 105.8 | 111.6 | 99.2 | 106.6 | 100.6 | : | 111.5 | 113.4 | 112.8 | 105.9 | 96.9 | : |
| 1994 I | : | 103.8 | 105.6 | : | 94.8 | 106.2 | 104.2 | 109.0 | 102.6 | : | 102.3 | 108.1 | : | 103.2 | 103.3 | 105.6 | 96.4 | : |
| II | : | 104.5 | 106.8 | : | 92.5 | 107.0 | 104.2 | 108.8 | 102.4 | : | 102.1 | 108.2 | 105.0 | 103.6 | 104.6 | 104.5 | 96.5 | : |
| III | : | 103.8 | 105.1 | : | 95.3 | 108.5 | 104.7 | 108.4 | 102.0 | : | 101.6 | 106.8 | : | 103.3 | 105.1 | 105.8 | 96.8 | : |
| IV | : | 104.9 | 109.0 | : | 95.1 | 107.8 | 104.6 | 109.6 | 101.1 | 105.4 | 101.2 | 108.0 | 105.2 | 104.5 | 104.3 | 104.5 | 97.1 | : |
| 1995 I | : | 104.5 | 106.2 | : | 97.2 | 106.4 | 104.4 | 109.2 | 101.2 | : | 100.8 | 109.4 | : | 107.7 | 104.6 | 104.7 | 96.0 | : |
| II | : | 105.3 | 108.6 | : | 97.3 | 106.7 | 104.9 | 108.3 | 99.5 | : | 100.5 | 109.4 | 105.7 | 109.3 | 106.9 | 103.8 | 96.1 | : |
| III | : | 104.7 | 107.4 | : | 99.6 | 108.5 | 105.5 | 108.8 | 99.9 | : | 101.0 | 108.5 | : | 109.7 | 108.6 | 105.1 | 97.1 | : |
| IV | : | 105.0 | 107.3 | : | 99.0 | 108.4 | 105.2 | 111.3 | 99.5 | 110.8 | 101.1 | 109.8 | 107.4 | 112.1 | 107.7 | 104.1 | 97.2 | : |
| 1996 I | : | 103.9 | 108.7 | : | 98.7 | 108.8 | 105.0 | 110.4 | 99.4 | : | 100.7 | : | : | 112.9 | 110.0 | 105.1 | 96.8 | : |
| II | : | 105.4 | 111.1 | : | 97.4 | 109.0 | 105.2 | 112.2 | 98.5 | : | 100.3 | : | 109.6 | 112.6 | 113.3 | 106.3 | 96.4 | : |
| III | : | 104.8 | 109.2 | : | 99.8 | 110.1 | 106.5 | 110.8 | 99.6 | : | 100.8 | : | : | 112.5 | 114.6 | 107.0 | 97.3 | : |
| IV | : | 104.6 | 108.8 | : | 98.8 | 110.2 | 106.6 | 112.9 | 99.4 | 106.6 | 100.6 | : | 113.3 | 115.5 | 113.1 | 105.1 | 97.1 | : |
| 1997 I | : | 104.3 | 110.7 | : | : | 110.4 | 106.7 | 112.7 | 100.7 | : | : | : | : | 115.9 | 116.2 | 107.6 | : | : |
| II | : | 105.6 | 113.3 | : | : | 111.9 | : | : | 100.5 | : | : | : | 116.0 | 114.4 | 116.3 | 107.7 | : | : |
| III | : | 105.2 | 111.3 | : | : | 112.7 | : | : | 101.3 | : | : | : | : | 114.1 | 116.9 | 108.6 | : | : |

Energie
Energy
Energie

| | 1201 | Steinkohle- förderung 1000 t | | | | | | | | | | Coal production 1000 t | | | | Houille production 1000 t | |
|----------|--------|------------------------------------|----|-------|----|-------|------|-----|----|---|----|------------------------------|-----|-----|---|---------------------------------|--|
| | EU-15 | B | DK | D | EL | E | F | IRL | I | L | NL | A | P | FIN | S | UK | |
| 1993 | 158828 | 0 | : | 64175 | : | 18402 | 8576 | 1 | 10 | : | : | : | 197 | : | 4 | 67463 | |
| 1994 | 132474 | 0 | : | 57623 | : | 18194 | 7538 | 1 | 0 | : | : | : | 147 | : | 0 | 48971 | |
| 1995 | 136129 | 0 | : | 58858 | : | 17627 | 7014 | 0 | 0 | : | : | : | 0 | : | 0 | 52630 | |
| 1996 | 128353 | 0 | : | 53157 | : | 17688 | 7310 | 1 | 0 | : | : | : | 0 | : | 0 | 50197 | |
| 1996 Dec | 10013 | 0 | : | 4095 | : | 1253 | 473 | 0 | 0 | : | : | : | 0 | : | : | 4192 | |
| 1997 Jan | 10079 | 0 | : | 4692 | : | 1381 | 557 | 0 | 0 | : | : | : | 0 | : | : | 3449 | |
| Feb | 10714 | : | : | 4253 | : | 1565 | 521 | : | : | : | : | : | : | : | : | 4375 | |
| Mar | 10909 | : | : | 3741 | : | 1574 | 442 | : | : | : | : | : | : | : | : | 5152 | |
| Apr | 11095 | : | : | 4955 | : | 1734 | 509 | : | : | : | : | : | : | : | : | 3897 | |
| May | 9855 | : | : | 3894 | : | 1640 | 432 | : | : | : | : | : | : | : | : | 3889 | |
| Jun | 10956 | : | : | 4409 | : | 1637 | 562 | : | : | : | : | : | : | : | : | 4348 | |
| Jul | 10030 | : | : | 4475 | : | 1488 | 302 | : | : | : | : | : | : | : | : | 3765 | |
| Aug | 8271 | : | : | 4010 | : | 1171 | 333 | : | : | : | : | : | : | : | : | 2757 | |
| Sep | 10406 | : | : | 4131 | : | 1491 | 623 | : | : | : | : | : | : | : | : | 4161 | |
| Oct | 10486 | : | : | 4461 | : | 1692 | 689 | : | : | : | : | : | : | : | : | 3644 | |
| Nov | 9742 | : | : | 4250 | : | 1477 | 521 | : | : | : | : | : | : | : | : | 3494 | |
| Dec | 9562 | : | : | 3941 | : | 1141 | 288 | : | : | : | : | : | : | : | : | 4192 | |
| 1998 Jan | 9896 | : | : | 4125 | : | 1598 | 279 | : | : | : | : | : | : | : | : | 3894 | |
| Feb | : | : | : | 3987 | : | 1449 | 288 | : | : | : | : | : | : | : | : | : | |

| | 1202 | Naturgas- gewinnung TJ | | | | | | | | | | Natural gas production TJ | | | | Gaz naturel Production TJ | |
|----------|---------|------------------------------|--------|--------|------|-------|--------|--------|--------|---|---------|---------------------------------|---|-----|---|---------------------------------|--|
| | EU-15 | B | DK | D | EL | E | F | IRL | I | L | NL | A | P | FIN | S | UK | |
| 1993 | 7345150 | 116 | 183896 | 639745 | 4326 | 27726 | 134147 | 100312 | 729510 | : | 2936245 | 58925 | : | : | : | 2530202 | |
| 1994 | 7424535 | 43 | 199768 | 663658 | 2213 | 8401 | 134395 | 102045 | 769705 | : | 2785407 | 53658 | : | : | : | 2705242 | |
| 1995 | 7750075 | 10 | 216327 | 689087 | 2041 | 17650 | 129928 | 104630 | 760448 | : | 2812399 | 58688 | : | : | : | 2958867 | |
| 1996 | 8772924 | 80 | 262633 | 749750 | 2154 | 19812 | 111953 | 100844 | 761235 | : | 3179381 | 59083 | : | : | : | 3525999 | |
| 1997 Jan | 1077872 | 0 | 34194 | 80318 | 175 | 184 | 8820 | 8761 | 65320 | : | 442861 | 5400 | : | : | : | 431839 | |
| Feb | 845074 | 0 | 30627 | 75749 | 175 | 151 | 8100 | 7671 | 59971 | : | 296940 | 5400 | : | : | : | 360290 | |
| Mar | 779524 | 0 | 31816 | 67108 | 175 | 366 | 9036 | 8385 | 65847 | : | 250375 | 5400 | : | : | : | 341016 | |
| Apr | 700497 | 0 | 22919 | 58863 | 175 | 404 | 9036 | 7896 | 63851 | : | 239191 | 5400 | : | : | : | 292762 | |
| May | 574062 | 0 | 23769 | 51342 | 117 | 420 | 8316 | 7746 | 65357 | : | 159461 | 5400 | : | : | : | 252134 | |
| Jun | 504185 | 0 | 19678 | 42056 | 175 | 396 | 6732 | 7558 | 61440 | : | 137620 | 5400 | : | : | : | 223130 | |
| Jul | 500195 | 0 | 21682 | 47552 | 117 | 347 | 8208 | 7558 | 61477 | : | 129988 | 5400 | : | : | : | 217866 | |
| Aug | 462872 | 0 | 18901 | 46111 | 175 | 286 | 8208 | 5415 | 51579 | : | 123728 | 5400 | : | : | : | 203069 | |
| Sep | 514843 | 0 | 21641 | 51272 | 175 | 328 | 7632 | 5415 | 54923 | : | 149261 | 5400 | : | : | : | 218796 | |
| Oct | 694539 | 0 | 30273 | 64197 | 175 | 407 | 7452 | 7295 | 55262 | : | 218089 | 5400 | : | : | : | 305989 | |
| Nov | 845825 | 0 | 32319 | 70691 | 175 | 1842 | 6300 | 7220 | 56053 | : | 302568 | 5400 | : | : | : | 363257 | |
| Dec | 937935 | 0 | 34037 | 77200 | 175 | 2440 | 8496 | 7408 | 64529 | : | 342239 | 5400 | : | : | : | 396011 | |
| 1998 Jan | 937931 | 0 | 32892 | 74500 | 175 | 317 | 8000 | 7257 | 65000 | : | 343329 | 5400 | : | : | : | 401061 | |
| Feb | : | 0 | : | : | : | : | : | 6054 | : | : | : | 5400 | : | : | : | 343338 | |
| Mar | : | 0 | : | : | : | : | : | : | : | : | : | : | : | : | : | : | |

| | 1203 | Rohöl- förderung 1000 t | | | | | | | | | | Crude oil production 1000 t | | | | Pétrole brut production 1000 t | |
|----------|--------|-------------------------------|-------|------|-----|-----|------|-----|------|---|------|-----------------------------------|---|-----|---|--------------------------------------|--|
| | EU-15 | B | DK | D | EL | E | F | IRL | I | L | NL | A | P | FIN | S | UK | |
| 1993 | 122983 | : | 8265 | 3064 | 562 | 874 | 2752 | : | 4640 | : | 3248 | 1195 | : | : | 0 | 98383 | |
| 1994 | 151022 | : | 9118 | 2938 | 531 | 949 | 2769 | : | 4895 | : | 4323 | 1147 | : | : | 5 | 124348 | |
| 1995 | 153400 | : | 9170 | 2926 | 457 | 783 | 2503 | : | 5236 | : | 3479 | 1079 | : | : | 4 | 127763 | |
| 1996 | 152341 | : | 10121 | 2874 | 514 | 512 | 2107 | : | 5452 | : | 3103 | 989 | : | : | 0 | 126669 | |
| 1996 Dec | 14607 | : | 972 | 231 | 50 | 29 | 159 | : | 552 | : | 273 | 83 | : | : | : | 12258 | |
| 1997 Jan | 14285 | : | 956 | 213 | 49 | 27 | 159 | : | 801 | : | 292 | 81 | : | : | : | 11707 | |
| Feb | 12384 | : | 821 | 196 | 45 | 28 | 142 | : | 465 | : | 290 | 76 | : | : | : | 10321 | |
| Mar | 13605 | : | 954 | 243 | 43 | 30 | 152 | : | 502 | : | 264 | 85 | : | : | : | 11332 | |
| Apr | 12858 | : | 905 | 246 | 41 | 29 | 146 | : | 545 | : | 259 | 84 | : | : | : | 10603 | |
| May | 11880 | : | 988 | 220 | 26 | 28 | 160 | : | 468 | : | 226 | 83 | : | : | : | 9681 | |
| Jun | 11190 | : | 929 | 230 | 40 | 26 | 153 | : | 474 | : | 211 | 82 | : | : | : | 9045 | |
| Jul | 12807 | : | 944 | 246 | 39 | 26 | 165 | : | 488 | : | 236 | 85 | : | : | : | 10578 | |
| Aug | 12628 | : | 896 | 250 | 41 | 25 | 148 | : | 480 | : | 209 | 88 | : | : | : | 10491 | |
| Sep | 12622 | : | 969 | 204 | 36 | 23 | 147 | : | 536 | : | 219 | 84 | : | : | : | 10404 | |
| Oct | 13798 | : | 994 | 235 | 34 | 42 | 164 | : | 410 | : | 240 | 86 | : | : | : | 11593 | |
| Nov | 13533 | : | 997 | 227 | 32 | 40 | 145 | : | 421 | : | 257 | 83 | : | : | : | 11331 | |
| Dec | 14044 | : | 1007 | 222 | 34 | 44 | 154 | : | 672 | : | 252 | 83 | : | : | : | 11576 | |
| 1998 Jan | 13948 | : | 1040 | 264 | 40 | 47 | 150 | : | 483 | : | 268 | 83 | : | : | : | 11573 | |
| Feb | : | : | : | 225 | : | : | 135 | : | 377 | : | : | : | : | : | : | : | |

| | 1204 | Rohölverarbeitung in Raffinerien 1000 t | | | | | | | | | | Crude oil treated in refineries 1000 t | | | | Pétrole brut traité dans les raffineries 1000 t | |
|----------|--------|--|-------|--------|-------|-------|-------|------|-------|---|-------|---|-------|-------|-------|--|--|
| | EU-15 | B | DK | D | EL | E | F | IRL | I | L | NL | A | P | FIN | S | UK | |
| 1993 | 625138 | 31649 | 8605 | 116334 | 14163 | 53936 | 82991 | 1895 | 94507 | : | 73758 | 9631 | 11366 | 10214 | 19816 | 96273 | |
| 1994 | 634782 | 32094 | 8877 | 120251 | 16383 | 56391 | 80704 | 2310 | 93952 | : | 75282 | 9777 | 13931 | 12056 | 19613 | 93161 | |
| 1995 | 630285 | 29327 | 9765 | 114955 | 17765 | 56342 | 82415 | 2261 | 91768 | : | 79060 | 9271 | 13496 | 11672 | 19444 | 92744 | |
| 1996 | 648642 | 35562 | 10712 | 116321 | 20396 | 54402 | 86528 | 2261 | 90331 | : | 80170 | 9676 | 12462 | 12575 | 20586 | 96660 | |
| 1996 Dec | 56200 | 3139 | 964 | 9908 | 1704 | 4733 | 7148 | 94 | 8287 | : | 6928 | 927 | 1295 | 855 | 1854 | 8364 | |
| 1997 Jan | 55921 | 2960 | 950 | 9360 | 1595 | 5099 | 7940 | 237 | 8095 | : | 6936 | 874 | 1177 | 874 | 1851 | 7973 | |
| Feb | 49167 | 2705 | 829 | 8565 | 1663 | 3954 | 6990 | 178 | 6655 | : | 6226 | 662 | 1004 | 821 | 1545 | 7370 | |
| Mar | 52988 | 2899 | 898 | 9612 | 1746 | 4229 | 7029 | 245 | 7631 | : | 6330 | 739 | 1037 | 821 | 1763 | 8009 | |
| Apr | 53396 | 3057 | 679 | 9367 | 1654 | 4709 | 7267 | 261 | 6615 | : | 7082 | 841 | 1300 | 860 | 1659 | 8045 | |
| May | 55105 | 3133 | 603 | 9448 | 1817 | 4630 | 7908 | 249 | 7974 | : | 7014 | 870 | 911 | 873 | 1734 | 7891 | |
| Jun | 52428 | 2972 | 694 | 8277 | 1342 | 4612 | 7714 | 240 | 7339 | : | 6849 | 888 | 1052 | 878 | 1840 | 7731 | |
| Jul | 55684 | 3101 | 698 | 9058 | 1611 | 4956 | 7742 | 222 | 7788 | : | 7111 | 912 | 1160 | 903 | 1748 | 8664 | |
| Aug | 56659 | 3236 | 670 | 9345 | 1903 | 4973 | 7944 | 226 | 8427 | : | 6912 | 707 | 1215 | 780 | 1891 | 8430 | |
| Sep | 53645 | 3116 | 549 | 9017 | 1749 | 5112 | 7283 | 247 | 8060 | : | 6064 | 835 | 1203 | 204 | 1893 | 8313 | |
| Oct | 55972 | 3304 | 578 | 9560 | 1674 | 4898 | 7619 | 268 | 8541 | : | 6777 | 909 | 1191 | 653 | 1892 | 8108 | |
| Nov | 55569 | 3093 | 738 | 9525 | 1702 | 4951 | 7836 | 256 | 8465 | : | 5939 | 830 | 1169 | 904 | 1904 | 8257 | |
| Dec | 57926 | 3293 | 729 | 9972 | 1836 | 5374 | 8167 | 271 | 8479 | : | 6845 | 927 | 982 | 855 | 1964 | 8232 | |
| 1998 Jan | 56902 | 3134 | 734 | 9915 | 1800 | 5219 | 7904 | 279 | 8427 | : | 7095 | 927 | 1114 | 855 | 1887 | 7612 | |
| Feb | : | 2818 | : | 9136 | : | : | 6731 | 235 | 7396 | : | : | : | 1135 | : | : | : | |

| | 1205 | Rohöl und Erdölzeugnisse insgesamt-Verbrauch 1000 t | | | | | | | | | | Crude oil and petroleum products consumption 1000 t | | | | | Pétrole brut et produits pétroliers consommation 1000 t | | | | |
|----------|--------|---|-------|--------|-------|-------|-------|------|-------|------|-------|---|-------|-------|-------|-------|---|--|--|--|--|
| | | EU-15 | B | DK | D | EL | E | F | IRL | I | L | NL | A | P | FIN | S | UK | | | | |
| 1993 | 557341 | 20334 | 8432 | 131390 | 13292 | 46665 | 86876 | 4811 | 91028 | 1893 | 24249 | 10933 | 12256 | 9467 | 14180 | 81535 | | | | | |
| 1994 | 562306 | 20906 | 8865 | 131408 | 13789 | 51730 | 81650 | 5572 | 89303 | 1894 | 24954 | 11263 | 12373 | 10112 | 14596 | 83891 | | | | | |
| 1995 | 571251 | 20508 | 9471 | 131811 | 13897 | 54912 | 84384 | 5599 | 93331 | 1751 | 26395 | 10907 | 13410 | 8299 | 15423 | 81153 | | | | | |
| 1996 | 583231 | 23112 | 10349 | 134866 | 14880 | 53908 | 89258 | 5599 | 92142 | 1804 | 25454 | 11496 | 12830 | 9229 | 16194 | 82110 | | | | | |
| 1996 Dec | 50003 | 2131 | 760 | 10943 | 1351 | 4661 | 7390 | 516 | 8149 | 157 | 2076 | 946 | 1065 | 742 | 1404 | 7712 | | | | | |
| 1997 Jan | 52992 | 2463 | 925 | 11373 | 1248 | 4515 | 8051 | 530 | 8741 | 175 | 2122 | 1020 | 1085 | 873 | 1708 | 8163 | | | | | |
| Feb | 43891 | 1949 | 646 | 9393 | 1182 | 4352 | 6489 | 479 | 7204 | 147 | 1885 | 856 | 1003 | 757 | 1193 | 6356 | | | | | |
| Mar | 45972 | 2009 | 663 | 10346 | 1282 | 4408 | 5986 | 448 | 6749 | 151 | 2077 | 888 | 1105 | 763 | 1350 | 7747 | | | | | |
| Apr | 48063 | 1921 | 807 | 12287 | 1184 | 4417 | 6360 | 483 | 7113 | 159 | 2307 | 945 | 1206 | 462 | 1268 | 7144 | | | | | |
| May | 47270 | 1729 | 589 | 10808 | 1152 | 4929 | 6687 | 492 | 7978 | 152 | 2238 | 980 | 1134 | 995 | 1187 | 6220 | | | | | |
| Jun | 48746 | 1806 | 737 | 12091 | 1098 | 4345 | 7122 | 457 | 6904 | 144 | 2201 | 1119 | 1141 | 582 | 1370 | 7629 | | | | | |
| Jul | 49525 | 1908 | 700 | 11915 | 1286 | 5060 | 7287 | 411 | 7446 | 155 | 2145 | 1096 | 1291 | 850 | 987 | 6988 | | | | | |
| Aug | 44836 | 1596 | 672 | 11022 | 1191 | 4750 | 6162 | 501 | 7091 | 142 | 1975 | 807 | 1094 | 441 | 1096 | 6296 | | | | | |
| Sep | 50889 | 1942 | 695 | 12263 | 1365 | 4826 | 6694 | 486 | 8654 | 149 | 2146 | 1096 | 1268 | 916 | 1205 | 7184 | | | | | |
| Oct | 51103 | 2156 | 847 | 10207 | 1178 | 5113 | 8828 | 559 | 7979 | 174 | 2213 | 1039 | 1320 | 968 | 1300 | 7222 | | | | | |
| Nov | 47962 | 1805 | 703 | 11006 | 1628 | 4905 | 5926 | 648 | 7780 | 151 | 2020 | 975 | 1050 | 493 | 1213 | 7659 | | | | | |
| Dec | 52220 | 2242 | 688 | 10937 | 1347 | 5124 | 7204 | 450 | 9687 | 176 | 2309 | 994 | 1146 | 1067 | 1418 | 7431 | | | | | |
| 1998 Jan | 48466 | 2209 | 669 | 10792 | 1421 | 4859 | 7153 | 609 | 7258 | 157 | 2227 | 994 | 1150 | 1067 | 1917 | 5984 | | | | | |
| Feb | : | 1940 | : | 10584 | : | : | 7686 | 513 | 7242 | 159 | : | : | 1100 | : | : | : | | | | | |

| | 1206 | Elektrizität-Nettoerzeugung insgesamt GWh | | | | | | | | | | Electricity Total net production GWh | | | | | Electricité production nette totale GWh | | | | |
|----------|---------|---|-------|--------|-------|--------|--------|-------|--------|------|-------|--|-------|-------|--------|--------|---|--|--|--|--|
| | | EU-15 | B | DK | D | EL | E | F | IRL | I | L | NL | A | P | FIN | S | UK | | | | |
| 1993 | 2110814 | 67243 | 31947 | 488179 | 35189 | 149396 | 450317 | 15412 | 211360 | 1031 | 74003 | 52410 | 29931 | 58007 | 142429 | 303960 | | | | | |
| 1994 | 2148762 | 68562 | 37756 | 489258 | 37376 | 154455 | 454651 | 16136 | 219882 | 1150 | 76730 | 53177 | 30192 | 62174 | 139399 | 307894 | | | | | |
| 1995 | 2205734 | 70631 | 34509 | 497811 | 38379 | 159473 | 471596 | 16811 | 228862 | 1218 | 77677 | 55031 | 31866 | 60602 | 144210 | 317058 | | | | | |
| 1996 | 2287772 | 72359 | 50641 | 516206 | 39287 | 166972 | 489839 | 18085 | 232035 | 1256 | 81760 | 53212 | 33522 | 66357 | 136600 | 329641 | | | | | |
| 1996 Dec | 217739 | 6646 | 4782 | 47509 | 3521 | 14987 | 48324 | 1671 | 19008 | 104 | 7603 | 4685 | 2482 | 6425 | 14282 | 35710 | | | | | |
| 1997 Jan | 221398 | 7264 | 4965 | 50771 | 3478 | 16167 | 49503 | 1747 | 20338 | 94 | 7920 | 5035 | 2839 | 7062 | 14515 | 29700 | | | | | |
| Feb | 193017 | 6236 | 4302 | 43074 | 3285 | 13370 | 41257 | 1537 | 19060 | 86 | 6628 | 4243 | 2299 | 6044 | 13223 | 28373 | | | | | |
| Mar | 199246 | 6450 | 3710 | 43792 | 3411 | 14001 | 40370 | 1604 | 19469 | 96 | 6882 | 4535 | 2130 | 6104 | 13841 | 32851 | | | | | |
| Apr | 183818 | 6149 | 3274 | 41819 | 3015 | 14051 | 39745 | 1505 | 19457 | 94 | 6445 | 4356 | 1981 | 5428 | 12666 | 23833 | | | | | |
| May | 177244 | 5932 | 2848 | 39505 | 3299 | 14200 | 37122 | 1502 | 19620 | 98 | 6331 | 4660 | 1951 | 5029 | 12091 | 23056 | | | | | |
| Jun | 175919 | 5522 | 2600 | 38200 | 3299 | 14343 | 35438 | 1419 | 20011 | 104 | 6157 | 4753 | 2106 | 4228 | 10548 | 27191 | | | | | |
| Jul | 174548 | 5233 | 1742 | 38214 | 3892 | 14969 | 36990 | 1455 | 21418 | 100 | 6525 | 4944 | 2253 | 4387 | 9960 | 22466 | | | | | |
| Aug | 165231 | 5594 | 2824 | 36575 | 3354 | 14575 | 34254 | 1433 | 17506 | 97 | 6610 | 4633 | 1867 | 4675 | 9493 | 21741 | | | | | |
| Sep | 180188 | 5962 | 2839 | 38835 | 3308 | 14579 | 36161 | 1484 | 20664 | 87 | 6601 | 4172 | 2363 | 4746 | 9983 | 28404 | | | | | |
| Oct | 193750 | 6671 | 2840 | 44037 | 3337 | 14787 | 41303 | 1622 | 21068 | 89 | 7449 | 4678 | 2603 | 5710 | 12509 | 25047 | | | | | |
| Nov | 199274 | 6824 | 2840 | 45735 | 3386 | 14855 | 42459 | 1658 | 20765 | 85 | 7221 | 4541 | 2561 | 6090 | 12721 | 27533 | | | | | |
| Dec | 214180 | 7241 | 2840 | 45730 | 3630 | 16216 | 46086 | 1705 | 20637 | 85 | 7751 | 4623 | 2694 | 6470 | 13324 | 35148 | | | | | |
| 1998 Jan | : | 7305 | : | : | : | 15528 | 48494 | 1782 | 21251 | : | 7751 | 4743 | : | 6599 | 13959 | 28031 | | | | | |
| Feb | : | 6553 | : | : | : | 14174 | 43335 | 1580 | 19926 | : | : | : | : | 6224 | 12915 | 28506 | | | | | |

ENERGIE
ENERGY
ENERGIE



| | 1207 | Kernenergie-erzeugung TJ | | | | | | | Nuclear energy production TJ | | | | | | Energie nucléaire production TJ | | |
|----------|---------|-----------------------------|---|---------|---|--------|---------|---|------------------------------------|---|-------|----|---|--------|---------------------------------------|---------|----|
| | | EU-15 | B | DK | D | EL | E | F | IRL | I | L | NL | A | P | FIN | S | UK |
| 1993 | 8271374 | 436266 | : | 1571861 | : | 587776 | 3823438 | : | 0 | : | 41310 | : | : | 216812 | 669205 | 924707 | |
| 1994 | 8325050 | 427187 | : | 1542521 | : | 597380 | 3761775 | : | 0 | : | 42844 | : | : | 209812 | 790085 | 953446 | |
| 1995 | 8598236 | 432922 | : | 1664183 | : | 598914 | 3935182 | : | : | : | 43394 | : | : | 207532 | 755298 | 960811 | |
| 1996 | 8945165 | 447658 | : | 1747168 | : | 585880 | 4096888 | : | : | : | 43424 | : | : | 210341 | 791359 | 1022447 | |
| 1996 Nov | 768126 | 40896 | : | 135681 | : | 49142 | 358180 | : | 0 | : | 4016 | : | : | 19051 | 71596 | 89564 | |
| Dec | 824028 | 37642 | : | 142053 | : | 56868 | 371955 | : | 0 | : | 4117 | : | : | 19343 | 77127 | 114923 | |
| 1997 Jan | 812095 | 45447 | : | 144862 | : | 53848 | 382151 | : | 0 | : | 3758 | : | : | 19505 | 73964 | 88560 | |
| Feb | 731629 | 41323 | : | 126683 | : | 47215 | 337873 | : | 0 | : | 1015 | : | : | 17820 | 67364 | 92336 | |
| Mar | 768879 | 45416 | : | 136536 | : | 32056 | 356466 | : | 0 | : | 281 | : | : | 19656 | 75382 | 103086 | |
| Apr | 758487 | 39044 | : | 137428 | : | 43158 | 361870 | : | 0 | : | 0 | : | : | 18835 | 73265 | 84887 | |
| May | 708477 | 43908 | : | 120010 | : | 53270 | 327912 | : | 0 | : | 0 | : | : | 15509 | 58876 | 88992 | |
| Jun | 671268 | 30512 | : | 119590 | : | 49397 | 308718 | : | 0 | : | 0 | : | : | 15930 | 45709 | 101412 | |
| Jul | 678474 | 41572 | : | 119179 | : | 51150 | 321285 | : | 0 | : | 2452 | : | : | 20228 | 41716 | 80892 | |
| Aug | 664335 | 38706 | : | 117248 | : | 50597 | 317632 | : | 0 | : | 3305 | : | : | 17669 | 42876 | 76302 | |
| Sep | 679815 | 39692 | : | 119042 | : | 45369 | 322618 | : | 0 | : | 3715 | : | : | 17183 | 46876 | 85320 | |
| Oct | 739761 | 46624 | : | 131586 | : | 43346 | 358423 | : | 0 | : | 3856 | : | : | 20660 | 64418 | 70848 | |
| Nov | 757673 | 46861 | : | 133211 | : | 39658 | 362931 | : | 0 | : | 3748 | : | : | 19937 | 66709 | 84618 | |
| Dec | 849225 | 48470 | : | 159000 | : | 43376 | 393314 | : | 0 | : | 3877 | : | : | 2179 | 74007 | 106002 | |
| 1998 Jan | 874289 | 47596 | : | 160000 | : | 51656 | 418856 | : | 0 | : | 3877 | : | : | 20876 | 82868 | 88560 | |

| | 1208 | Bruttoinlandsverbrauch (Alle Erzeugnisse) 1000 t ROE | | | | | | | Gross inland consumption (all products) 1000 TOE | | | | | | Consommation intérieure brute (tous produits) 1000 TEP | | |
|----------|---------|--|-------|--------|-------|--------|--------|-------|--|------|-------|-------|-------|-------|--|--------|----|
| | | EU-15 | B | DK | D | EL | E | F | IRL | I | L | NL | A | P | FIN | S | UK |
| 1993 | 1331442 | 48881 | 19598 | 335551 | 22605 | 91692 | 233555 | 10268 | 156236 | 3843 | 70865 | 25621 | 18677 | 29494 | 46503 | 218052 | |
| 1994 | 1335128 | 49749 | 20269 | 333922 | 23609 | 97400 | 225245 | 10968 | 154111 | 3755 | 70700 | 25967 | 19162 | 30718 | 48994 | 220559 | |
| 1995 | 1366315 | 50440 | 20578 | 338587 | 24140 | 102223 | 234268 | 11061 | 162674 | 3335 | 73373 | 26680 | 20086 | 28889 | 49920 | 220002 | |
| 1996 | 1417043 | 53975 | 23236 | 350131 | 25412 | 100237 | 248003 | 11400 | 162444 | 3401 | 76207 | 27593 | 20289 | 30934 | 51452 | 232330 | |
| 1996 Nov | 121813 | 4582 | 1925 | 28469 | 2255 | 8730 | 20374 | 951 | 14040 | 281 | 8634 | 1874 | 1479 | 2292 | 4090 | 21836 | |
| Dec | 129424 | 5590 | 1995 | 30493 | 2130 | 8354 | 22614 | 863 | 15959 | 313 | 7713 | 2007 | 1432 | 1707 | 4192 | 24060 | |
| 1997 Jan | 135575 | 5607 | 2161 | 33186 | 1977 | 8357 | 24141 | 1022 | 16374 | 327 | 8497 | 2037 | 1663 | 1934 | 4318 | 23995 | |
| Feb | 112435 | 4820 | 1660 | 26789 | 1860 | 7963 | 19452 | 894 | 14198 | 278 | 6125 | 1868 | 1365 | 1672 | 3333 | 20137 | |
| Mar | 112008 | 4816 | 1582 | 26641 | 2005 | 7916 | 17911 | 881 | 12706 | 277 | 6077 | 1822 | 1546 | 1804 | 4029 | 21997 | |
| Apr | 111888 | 4845 | 1635 | 29119 | 1874 | 8116 | 18083 | 882 | 12802 | 285 | 6585 | 1997 | 1567 | 1340 | 3695 | 19063 | |
| May | 101232 | 3736 | 1383 | 23612 | 1845 | 8898 | 17333 | 910 | 12829 | 269 | 5529 | 1939 | 1518 | 1913 | 3196 | 16324 | |
| Jun | 102034 | 3794 | 1358 | 25375 | 1820 | 8152 | 16703 | 939 | 11444 | 260 | 5197 | 2120 | 1534 | 2579 | 3218 | 17543 | |
| Jul | 99893 | 4136 | 1253 | 23134 | 2053 | 8926 | 17345 | 858 | 12422 | 267 | 5454 | 2087 | 1759 | 1972 | 2508 | 15719 | |
| Aug | 93756 | 3713 | 1297 | 24012 | 1955 | 8463 | 14959 | 868 | 10381 | 222 | 5000 | 1790 | 1592 | 2135 | 2869 | 14481 | |
| Sep | 105143 | 4149 | 1362 | 25229 | 2044 | 8939 | 17879 | 848 | 13356 | 233 | 5087 | 2088 | 1657 | 1959 | 2996 | 17316 | |
| Oct | 115239 | 5036 | 1907 | 26775 | 1872 | 9171 | 21062 | 1030 | 13502 | 286 | 6305 | 2083 | 1697 | 2012 | 3655 | 18846 | |
| Nov | 117685 | 4816 | 1295 | 29441 | 2326 | 8507 | 19299 | 1236 | 14551 | 274 | 6250 | 2052 | 1461 | 1595 | 3646 | 20934 | |
| Dec | 131183 | 5903 | 1723 | 30776 | 2071 | 9562 | 22453 | 972 | 17386 | 287 | 7417 | 2063 | 1517 | 2202 | 3921 | 22929 | |
| 1998 Jan | 125942 | 5642 | 1736 | 30046 | 2128 | 8929 | 22206 | 1218 | 14342 | 289 | 7465 | 2045 | 1485 | 2147 | 4761 | 21502 | |

Dienstleistungen
Services
Services

EINZELHANDEL
RETAIL TRADE
COMMERCE DE DÉTAIL



| | | 1301 Absatzvolumen des Einzelhandels 1990 = 100 saisonbereinigt | | | | | | | | | | | Volume of retail sales 1990 = 100 seasonally adjusted | | | | | Volume des ventes 1990 = 100 désaisonné | | | | |
|------|-----|--|-------|-------|-------|------|---|-------|-------|-------|-------|-------|--|---|------|-------|-------|--|----|--|--|--|
| | | EU-15 | B | DK | D | EL | E | F | IRL | I | L | NL | A | P | FIN | S | UK | US | JP | | | |
| 1993 | : | | 95.1 | 102.0 | 99.8 | 90.3 | | 101.9 | 104.6 | | 102.4 | 103.0 | 103.5 | | 78.1 | 96.1 | 102.6 | | | | | |
| 1994 | : | | 95.0 | 107.4 | 98.0 | 90.9 | | 103.8 | 109.0 | | 102.3 | 102.9 | 104.6 | | 79.7 | 96.0 | 107.3 | | | | | |
| 1995 | : | | 94.5 | 108.0 | 96.0 | 89.2 | | 105.3 | 111.8 | | 100.9 | 104.3 | 104.4 | | 82.6 | 96.9 | 107.4 | | | | | |
| 1996 | : | 107.6 | 102.3 | 109.6 | 99.8 | 90.6 | | 107.1 | 119.1 | 120.4 | 99.5 | 107.8 | 106.6 | | 86.0 | 97.3 | 110.4 | | | | | |
| 1996 | Nov | : | 104.8 | 112.8 | 100.2 | 90.7 | | 108.2 | 121.8 | | 102.0 | 110.1 | 105.3 | | 87.8 | 97.7 | 112.9 | | | | | |
| | Dec | : | 99.4 | 109.6 | 92.1 | 89.7 | | 107.2 | 120.5 | | 92.8 | 104.5 | 104.2 | | 88.9 | 99.2 | 112.1 | | | | | |
| 1997 | Jan | : | 105.0 | 111.4 | 100.3 | 91.6 | | 107.7 | 125.1 | | 95.4 | 106.1 | 108.1 | | 87.8 | 97.4 | 113.0 | | | | | |
| | Feb | : | 101.7 | 112.2 | 97.0 | 90.2 | | 109.0 | 122.8 | | 93.1 | 105.4 | 106.4 | | 88.2 | 99.2 | 113.6 | | | | | |
| | Mar | : | 101.6 | 110.6 | 94.6 | 89.7 | | 108.9 | 125.7 | | 92.0 | 104.4 | 104.8 | | 88.4 | 101.5 | 114.5 | | | | | |
| | Apr | : | 105.1 | 112.8 | 98.2 | 91.5 | | 110.9 | 123.9 | | 94.1 | 104.7 | 106.1 | | 87.4 | 101.2 | 114.6 | | | | | |
| | May | : | 105.0 | 112.4 | 97.6 | 93.4 | | 110.7 | 126.8 | | 98.3 | 108.2 | 103.5 | | 88.5 | 100.6 | 115.9 | | | | | |
| | Jun | : | 103.8 | 112.6 | | 92.4 | | 109.2 | 128.0 | | 91.9 | 103.9 | 103.8 | | 89.3 | 101.6 | 116.8 | | | | | |
| | Jul | : | 107.5 | 111.9 | | 92.5 | | 109.7 | 130.4 | | 91.3 | 106.1 | 110.1 | | 89.9 | 101.8 | 117.2 | | | | | |
| | Aug | : | 103.4 | 111.4 | | 92.3 | | | 129.0 | | 93.7 | 103.5 | 104.2 | | 90.4 | 99.9 | 117.6 | | | | | |
| | Sep | : | 105.3 | | | 92.8 | | | 127.1 | | 94.0 | 105.7 | 106.9 | | 90.5 | 100.0 | 115.6 | | | | | |
| | Oct | : | | | | 92.6 | | | | | | 109.7 | 113.2 | | 90.3 | 102.3 | 118.8 | | | | | |
| | Nov | : | | | | | | | | | | 105.3 | | | | 102.0 | 118.3 | | | | | |

| | | 1302 Absatzvolumen des Einzelhandels: Nahrungs- und Genussmittel 1990 = 100 saisonbereinigt | | | | | | | | | | | Volume of retail sales: Food, beverages and tobacco 1990 = 100 seasonally adjusted | | | | | Volume des ventes: Alimentation, boissons, tabac 1990 = 100 désaisonné | | | | |
|------|-----|---|-------|-------|------|-------|---|-------|-------|-------|-------|-------|--|---|------|-------|-------|--|----|--|--|--|
| | | EU-15 | B | DK | D | EL | E | F | IRL | I | L | NL | A | P | FIN | S | UK | US | JP | | | |
| 1993 | : | | 102.2 | 103.2 | 97.5 | 101.5 | | 104.2 | 108.5 | | 105.3 | | 103.8 | | 86.2 | 101.9 | 106.4 | | | | | |
| 1994 | : | | 102.0 | 106.4 | 95.2 | 94.8 | | 107.7 | 108.8 | | 107.2 | 102.3 | 106.5 | | 85.7 | 102.8 | 111.1 | | | | | |
| 1995 | : | | 100.8 | 105.3 | | 94.1 | | 109.1 | 110.8 | | 107.1 | 103.8 | 105.6 | | 85.7 | 101.8 | 112.4 | | | | | |
| 1996 | : | 109.6 | 108.8 | 105.2 | 99.2 | 94.4 | | 111.0 | 113.5 | 123.0 | 105.0 | 106.2 | 104.5 | | 85.5 | 104.0 | 113.3 | | | | | |
| 1996 | Nov | : | 114.5 | 107.1 | | 95.6 | | 113.8 | 113.2 | | 104.6 | 108.5 | 105.4 | | 85.8 | 104.5 | 114.8 | | | | | |
| | Dec | : | 106.7 | 103.3 | | 90.9 | | 109.4 | 116.1 | | 101.9 | 105.7 | 102.9 | | 86.8 | 104.5 | 115.0 | | | | | |
| 1997 | Jan | : | 108.6 | 107.0 | | 95.2 | | 111.4 | 114.9 | | 100.5 | 109.1 | 107.7 | | 86.1 | 103.2 | 115.5 | | | | | |
| | Feb | : | 108.3 | 106.7 | | 95.7 | | 112.8 | 114.6 | | 99.2 | 105.9 | 104.7 | | 86.2 | 104.2 | 115.8 | | | | | |
| | Mar | : | 112.3 | 106.4 | | 96.7 | | 112.9 | 118.7 | | 100.1 | 106.7 | 102.1 | | 87.6 | 107.1 | 115.9 | | | | | |
| | Apr | : | 113.5 | 109.4 | | 95.9 | | 115.2 | 113.8 | | 100.7 | 106.8 | 103.1 | | 85.8 | 103.5 | 115.9 | | | | | |
| | May | : | 115.1 | 106.8 | | 98.2 | | 116.2 | 118.0 | | 101.3 | 107.4 | 104.7 | | 86.7 | 104.5 | 117.2 | | | | | |
| | Jun | : | 111.1 | 107.0 | | 94.1 | | 114.2 | 117.4 | | 99.3 | 105.0 | 100.5 | | 86.5 | 105.0 | 115.5 | | | | | |
| | Jul | : | 111.5 | 106.7 | | 95.2 | | 110.0 | 118.1 | | 99.0 | 106.6 | 103.4 | | 87.6 | 104.8 | 117.4 | | | | | |
| | Aug | : | 112.4 | 107.6 | | 95.9 | | | 118.7 | | 99.2 | 104.7 | 102.2 | | 86.9 | 103.5 | 119.1 | | | | | |
| | Sep | : | 111.3 | | | 96.3 | | | 118.9 | | 100.1 | 105.9 | 103.1 | | 86.3 | 103.9 | 118.3 | | | | | |
| | Oct | : | | | | 98.2 | | | | | | 106.0 | 111.6 | | 86.7 | 104.4 | 119.1 | | | | | |
| | Nov | : | | | | | | | | | | 103.4 | | | | 104.5 | 119.2 | | | | | |

EINZELHANDEL
RETAIL TRADE
COMMERCE DE DÉTAIL



| | Absatzvolumen des Einzelhandels Bekleidung, Schuhe ⁽¹⁾ 1990 = 100 | | | | | | Volume of retail sales Clothing and footwear ⁽¹⁾ 1990 = 100 | | | | | | Volume des ventes Habillage et chaussures ⁽¹⁾ 1990 = 100 | | | |
|----------|--|-------|-------|-------|-------|---|--|-------|-------|------|-------|------|---|------|------|-------|
| | EU-15 | B | DK | D | EL | E | F | IRL | I | L | NL | A | P | FIN | S | UK |
| 1993 | : | 91.8 | 102.0 | 102.0 | 112.5 | : | 96.1 | 106.6 | : | 83.8 | 107.1 | 92.6 | : | 73.9 | 92.7 | 100.9 |
| 1994 | : | 87.4 | 111.4 | 97.4 | 132.3 | : | 93.2 | 109.1 | : | 75.9 | 104.9 | 88.8 | : | 75.0 | 88.4 | 106.1 |
| 1995 | : | 81.0 | 107.5 | : | 125.6 | : | 91.8 | 113.2 | : | 66.0 | 104.8 | 83.8 | : | 77.3 | 88.2 | 110.3 |
| 1996 | 104.5 | 98.1 | 109.1 | 97.9 | 123.7 | : | 92.3 | 124.0 | 117.8 | 64.8 | 107.2 | 85.7 | : | 78.2 | 87.9 | 116.3 |
| 1996 Nov | : | 103.6 | 112.4 | 96.7 | 121.4 | : | 88.2 | 126.9 | : | 64.6 | 107.2 | 84.8 | : | 79.8 | 89.7 | 124.1 |
| Dec | : | 100.8 | 109.9 | 94.3 | 121.1 | : | 92.7 | 128.2 | : | 60.8 | 105.9 | 83.7 | : | 80.7 | 92.2 | 117.6 |
| 1997 Jan | : | 98.7 | 108.1 | 99.2 | 125.6 | : | 96.5 | 135.7 | : | 58.4 | 111.3 | 88.9 | : | 81.0 | 85.9 | 119.2 |
| Feb | : | 97.6 | 112.5 | 97.9 | 120.4 | : | 95.5 | 131.0 | : | 56.4 | 110.0 | 88.5 | : | 80.5 | 87.4 | 120.8 |
| Mar | : | 100.1 | 111.8 | 94.8 | 118.4 | : | 97.4 | 136.3 | : | 55.1 | 109.6 | 89.1 | : | 80.9 | 89.5 | 122.8 |
| Apr | : | 98.5 | 112.5 | 95.1 | 130.9 | : | 94.3 | 132.9 | : | 57.1 | 106.3 | 78.6 | : | 79.9 | 88.5 | 123.0 |
| May | : | 98.0 | 114.4 | 100.2 | 128.1 | : | 96.3 | 137.1 | : | 57.9 | 112.6 | 86.2 | : | 81.9 | 90.4 | 124.7 |
| Jun | : | 97.8 | 117.1 | : | 124.8 | : | 89.6 | 142.1 | : | 57.0 | 109.5 | 84.1 | : | 80.3 | 90.5 | 126.3 |
| Jul | : | 101.8 | 115.1 | : | 129.0 | : | 107.7 | 140.6 | : | 54.7 | 111.9 | 88.0 | : | 83.2 | 89.6 | 126.5 |
| Aug | : | 97.3 | 109.3 | : | : | : | : | 153.2 | : | 52.4 | 105.1 | 81.9 | : | 79.3 | 78.8 | 124.3 |
| Sep | : | : | : | : | : | : | : | 144.3 | : | 52.2 | 108.0 | 80.6 | : | 78.3 | 85.8 | 121.3 |
| Oct | : | : | : | : | : | : | : | : | : | : | : | 89.2 | : | 79.7 | 91.8 | 130.7 |
| Nov | : | : | : | : | : | : | : | : | : | : | : | : | : | : | 86.1 | 126.9 |

| | Absatzvolumen des Einzelhandels Haushaltsartikel ⁽¹⁾ 1990 = 100 | | | | | | Volume of retail sales Household equipment ⁽¹⁾ 1990 = 100 | | | | | | Volume des ventes Produits d'équipement du ménage ⁽¹⁾ 1990 = 100 | | | |
|----------|--|-------|----|-------|------|---|--|-------|-------|-------|-------|-------|---|------|-------|-------|
| | EU-15 | B | DK | D | EL | E | F | IRL | I | L | NL | A | P | FIN | S | UK |
| 1993 | : | 99.8 | : | 105.7 | 83.0 | : | 94.0 | 109.0 | : | 102.5 | 104.0 | 101.6 | : | 65.8 | 83.6 | 106.9 |
| 1994 | : | 98.9 | : | 105.1 | 83.0 | : | 93.3 | 117.7 | : | 93.8 | 105.0 | 104.6 | : | 66.6 | 84.7 | 113.0 |
| 1995 | : | 101.3 | : | : | 75.9 | : | 95.8 | 125.2 | : | 92.4 | 105.9 | 106.8 | : | 70.1 | 90.5 | 112.8 |
| 1996 | 104.8 | 94.4 | : | 97.4 | 82.7 | : | 98.8 | 133.8 | 119.7 | 97.2 | 111.2 | 111.6 | : | 75.2 | 85.9 | 118.4 |
| 1996 Nov | : | 94.8 | : | 95.4 | 85.9 | : | 96.4 | 133.9 | : | 94.9 | 114.3 | 113.2 | : | 78.3 | 86.8 | 122.9 |
| Dec | : | 90.1 | : | 91.7 | 85.9 | : | 98.0 | 133.8 | : | 95.5 | 110.5 | 108.2 | : | 79.3 | 85.4 | 123.1 |
| 1997 Jan | : | 96.0 | : | 95.9 | 85.3 | : | 97.5 | 140.3 | : | 93.7 | 114.4 | 113.0 | : | 78.2 | 88.0 | 124.5 |
| Feb | : | 93.3 | : | 96.2 | 86.0 | : | 99.7 | 137.1 | : | 89.5 | 115.9 | 113.1 | : | 78.1 | 91.4 | 127.0 |
| Mar | : | 95.3 | : | 95.3 | 85.5 | : | 97.5 | 139.5 | : | 90.0 | 115.7 | 108.1 | : | 76.7 | 93.4 | 127.1 |
| Apr | : | 99.3 | : | 101.2 | 87.7 | : | 99.4 | 151.3 | : | 89.0 | 116.9 | 114.9 | : | 77.4 | 94.5 | 127.8 |
| May | : | 98.4 | : | 97.9 | 89.9 | : | 100.9 | 147.9 | : | 94.2 | 119.2 | 106.7 | : | 77.3 | 92.7 | 132.7 |
| Jun | : | 96.6 | : | : | 90.7 | : | 101.5 | 152.8 | : | 88.7 | 116.6 | 109.8 | : | 79.7 | 92.9 | 141.6 |
| Jul | : | 100.8 | : | : | 90.2 | : | 104.3 | 157.0 | : | 87.5 | 119.5 | 114.2 | : | 80.2 | 95.4 | 136.1 |
| Aug | : | 97.3 | : | : | : | : | : | 154.6 | : | 85.7 | 116.2 | 110.0 | : | 83.7 | 95.4 | 137.2 |
| Sep | : | : | : | : | : | : | : | 147.3 | : | 85.7 | 118.3 | 113.7 | : | 81.9 | 94.5 | 130.2 |
| Oct | : | : | : | : | : | : | : | : | : | : | : | 117.2 | : | 81.9 | 98.9 | 135.6 |
| Nov | : | : | : | : | : | : | : | : | : | : | : | : | : | : | 101.1 | 135.3 |

(¹) saisonbereinigte Angaben

(²) Ab Dezember 1994 umfaßt die neue Reihe nicht mehr die Umsätze, die mit diesen Artikeln außerhalb des Fachhandels getätigt werden

(¹) Seasonally adjusted data

(²) The new series, beginning with December 1994, no longer includes under this heading any sales of these goods in non-specialist outlets

(¹) Données désaisonnalisées

(²) La nouvelle série, à partir de Décembre 1994, ne prend plus compte dans cette rubrique les ventes de ces articles dans les magasins non spécialisés

EINZELHANDEL
RETAIL TRADE
COMMERCE DE DÉTAIL



| | Erstzulassung von Privatfahrzeugen und Kombiwagen 1990 = 100 ⁽¹⁾ | | | | | | | | | | First registration of private and commercial cars 1990 = 100 ⁽¹⁾ | | | | | | | Premières immatriculations des voitures particulières et commerciales – 1990 = 100 ⁽¹⁾ | | |
|----------|--|------|-------|-------|-------|-------|------|-------|-------|------|--|-------|-------|------|-------|-------|----|---|--|--|
| | EU-15 | B | DK | D | EL | E | F | IRL | I | L | NL | A | P | FIN | S | UK | US | JP | | |
| 1994 | 90.8 | 81.0 | 172.6 | 104.9 | 106.5 | 93.5 | 85.4 | 93.6 | 75.0 | 77.9 | 86.5 | 94.7 | 120.9 | 48.3 | 67.8 | 93.1 | | | | |
| 1995 | 88.0 | 74.2 | 167.5 | 108.3 | 108.9 | 86.7 | 83.6 | 99.5 | 71.3 | 74.5 | 89.0 | 96.7 | 97.6 | 57.5 | 74.4 | 81.9 | | | | |
| 1996 | 97.8 | 81.9 | 175.9 | 114.2 | 121.5 | 96.4 | 92.3 | 131.6 | 73.9 | 79.6 | 94.4 | 105.7 | 110.3 | 68.9 | 85.1 | 107.8 | | | | |
| 1997 | : | : | : | : | : | : | : | : | : | : | : | : | : | 75.2 | 110.1 | : | | | | |
| 1996 Dec | 95.4 | 76.6 | 195.4 | 105.5 | 110.2 | 101.2 | 74.0 | 206.7 | 76.2 | 81.1 | 91.7 | 110.7 | 112.1 | 70.0 | 97.8 | 109.2 | | | | |
| 1997 Jan | 95.3 | 82.6 | 177.1 | 110.7 | 149.1 | 105.3 | 64.7 | 134.8 | 76.0 | 83.5 | 92.8 | 93.3 | 110.2 | 67.8 | 95.7 | 111.5 | | | | |
| Feb | 98.6 | 81.9 | 194.7 | 112.9 | 128.8 | 99.8 | 71.4 | 132.9 | 95.4 | 85.7 | 97.2 | 98.7 | 114.4 | 70.2 | 106.0 | 109.1 | | | | |
| Mar | 97.9 | 76.4 | 179.2 | 108.2 | 132.9 | 103.4 | 71.9 | 132.5 | 97.1 | 76.4 | 92.9 | 91.2 | 113.1 | 70.4 | 102.9 | 109.0 | | | | |
| Apr | 103.3 | 80.5 | 184.5 | 116.5 | 146.6 | 106.7 | 75.3 | 131.2 | 108.9 | 81.9 | 93.5 | 97.0 | 113.0 | 73.2 | 112.4 | 114.9 | | | | |
| May | 99.8 | 77.1 | 183.0 | 105.0 | 139.5 | 103.4 | 69.3 | 135.6 | 105.1 | 76.3 | 93.2 | 87.3 | 110.3 | 71.6 | 100.2 | 112.0 | | | | |
| Jun | 101.3 | 81.0 | 183.3 | 120.9 | 143.5 | 102.2 | 65.2 | 137.5 | 105.8 | 81.4 | 91.4 | 96.2 | 112.8 | 73.7 | 107.5 | 113.2 | | | | |
| Jul | : | 80.8 | 129.3 | 121.0 | 144.9 | : | 79.1 | 133.9 | 112.0 | 78.0 | 96.2 | 101.2 | 114.7 | 74.7 | 123.3 | 109.7 | | | | |
| Aug | : | 83.4 | 153.7 | 126.3 | 136.2 | : | 74.8 | 145.6 | 110.0 | 82.9 | 99.1 | 97.4 | 112.4 | 77.6 | 127.1 | : | | | | |
| Sep | : | 87.4 | 164.1 | 114.2 | 129.6 | : | 79.9 | 146.0 | 117.1 | 84.1 | 94.8 | : | 119.2 | 77.5 | 114.1 | : | | | | |
| Oct | : | 81.9 | 181.9 | 121.2 | : | : | 76.5 | : | 117.6 | 84.1 | 99.1 | : | 119.9 | 78.5 | 113.2 | : | | | | |
| Nov | : | 82.1 | 185.2 | : | : | : | 76.7 | : | 111.2 | 89.2 | 94.9 | : | : | 81.0 | 119.3 | : | | | | |
| Dec | : | : | : | : | : | : | : | : | : | : | : | : | : | 83.6 | 107.2 | : | | | | |

⁽¹⁾ saisonbereinigte Angaben

⁽²⁾ EUR : Gewogener Durchschnitt der Indizes der Länder, die vergleichbare Daten liefern

⁽³⁾ Lieferungen

⁽¹⁾ Seasonally adjusted data

⁽²⁾ EUR : weighted mean of the indices of countries providing comparable data

⁽³⁾ Deliveries

⁽¹⁾ Données désaisonnalisées

⁽²⁾ EUR : Moyenne pondérée des indices des pays fournissant des données comparables

⁽³⁾ Livraisons

TOURISMUS
TOURISM
TOURISME



| | 1401 Übernachtungen von inländischen Gästen in Hotels und ähnlichen Betrieben ⁽¹⁾ | | | | | | Nights of residents in hotels and similar establishments ⁽¹⁾ | | | | Nuitées des résidents dans les hotels et établissements assimilés ⁽¹⁾ | | | | |
|----------|--|--------|----------|---------|---------|---------|---|----------|-------|--------|--|--------|-------|--------|---------|
| | B | DK | D | EL | E | F | IRL | I | L | NL | A | P | FIN | S | UK |
| 1992 | 2818.0 | 5379.0 | 146118.0 | 12001.0 | 54363.0 | 91604.0 | : | 129152.0 | 105.0 | 6787.0 | 16162.0 | 7437.0 | : | : | 67900.0 |
| 1993 | 2648.0 | 5655.0 | 142491.0 | 11931.0 | 54971.0 | 90160.0 | : | 122271.0 | 118.0 | 7640.0 | 15954.0 | 7424.0 | : | : | 63800.0 |
| 1994 | 2861.0 | 6038.0 | 141307.0 | 11701.0 | 56876.0 | 89501.0 | : | 124943.0 | 89.0 | 7912.0 | 16090.0 | 7361.0 | : | : | 66500.0 |
| 1995 | 3054.0 | : | : | : | : | 90349.0 | : | : | : | : | : | : | : | : | : |
| 1995 Oct | 229.5 | 584.1 | 14166.8 | 826.3 | 4638.4 | 7194.4 | : | 6461.2 | 7.0 | 780.0 | 1033.2 | 491.7 | 676.0 | 1223.5 | 5040.0 |
| Nov | 194.6 | 519.9 | 8818.1 | 674.6 | 3529.2 | 5611.2 | : | 4892.0 | 6.0 | 580.0 | 704.9 | 423.4 | 656.0 | 1231.3 | 3600.0 |
| Dec | 210.8 | 306.7 | 8600.9 | 724.0 | 3182.8 | 5109.3 | : | 5838.5 | 6.0 | 530.0 | 819.0 | 496.1 | 502.0 | 805.0 | 6480.0 |
| 1996 Jan | 134.5 | 359.8 | 7657.5 | 658.3 | 2656.7 | : | : | 6687.6 | : | 462.4 | 1212.6 | 351.1 | 533.0 | 926.0 | : |
| Feb | 173.1 | 446.4 | 8628.5 | 679.1 | 3230.1 | : | : | 6792.6 | : | 501.6 | 1729.8 | 420.8 | 729.0 | 1124.0 | : |
| Mar | 182.6 | 540.1 | 9389.6 | 738.3 | 4097.3 | : | : | 7362.0 | : | 671.2 | 1333.6 | 498.3 | 840.0 | 1332.4 | : |
| Apr | 253.1 | 529.5 | 10793.3 | 1081.4 | 5361.8 | : | : | 7386.6 | : | : | 971.9 | 662.6 | 724.0 | 1130.9 | : |
| May | 279.7 | 610.4 | 14344.2 | 887.4 | 4521.5 | : | : | 7199.3 | : | : | 1184.9 | 541.6 | 642.0 | 1308.1 | : |
| Jun | 283.8 | 625.8 | 14385.3 | 1041.0 | 5211.9 | : | : | 13056.9 | : | : | 1483.5 | 696.0 | 856.0 | 1286.2 | : |
| Jul | 444.1 | 748.6 | 15085.7 | 1846.0 | 6685.2 | : | : | 19967.9 | : | : | 1909.8 | 726.3 | 962.0 | 1556.8 | : |
| Aug | 452.1 | 641.5 | 15923.0 | : | 8845.4 | : | : | : | : | : | 2139.3 | 1381.1 | 795.0 | 1457.1 | : |
| Sep | 273.1 | 644.5 | 16341.5 | : | 6277.7 | : | : | : | : | : | 1397.9 | 792.3 | 741.0 | 1279.1 | : |
| Oct | : | : | : | : | : | : | : | : | : | : | 985.1 | : | 707.0 | 1267.8 | : |
| Nov | : | : | : | : | : | : | : | : | : | : | 724.2 | : | 663.0 | 1243.7 | : |
| Dec | : | : | : | : | : | : | : | : | : | : | : | : | : | 787.5 | : |

| | 1402 Übernachtungen von nicht-inländischen Gästen in Hotels und ähnlichen Betrieben ⁽¹⁾ | | | | | | Nights of non-residents in hotels and similar establishments ⁽¹⁾ | | | | Nuitées des non-résidents dans les hotels et établissements assimilés ⁽¹⁾ | | | | |
|----------|--|--------|---------|---------|---------|---------|---|---------|--------|--------|--|---------|-------|-------|---------|
| | B | DK | D | EL | E | F | IRL | I | L | NL | A | P | FIN | S | UK |
| 1992 | 7694.0 | 6178.0 | 28378.0 | 36900.0 | 77341.0 | 59635.0 | 9333.0 | 63415.0 | 1007.0 | 8424.0 | 64189.0 | 17877.0 | : | : | : |
| 1993 | 7324.0 | 5913.0 | 26069.0 | 36547.0 | 8332.0 | 55454.0 | 9556.0 | 64574.0 | 1065.0 | 7973.0 | 61996.0 | 16176.0 | : | : | : |
| 1994 | 7692.0 | 5932.0 | 26368.0 | 40331.0 | 97792.0 | 57143.0 | : | 76173.0 | 1016.0 | 8733.0 | 59126.0 | 18785.0 | : | : | : |
| 1995 | 7895.0 | : | : | : | : | 54339.0 | : | : | : | : | : | : | : | : | : |
| 1995 Oct | 740.4 | 416.6 | 2597.1 | 3494.9 | 8919.2 | 4383.2 | : | 7819.0 | 107.0 | 770.0 | 2666.8 | 1734.5 | 168.0 | 257.2 | 10296.0 |
| Nov | 582.9 | 249.6 | 1825.9 | 405.6 | 4246.7 | 2328.4 | : | 2938.9 | 74.0 | 590.0 | 1039.2 | 1084.6 | 170.0 | 214.1 | 8957.0 |
| Dec | 506.8 | 225.6 | 1548.7 | 290.7 | 3913.8 | 2050.7 | : | 2733.4 | 56.0 | 470.0 | 3811.8 | 831.9 | 183.0 | 161.6 | 8404.0 |
| 1996 Jan | 456.7 | 183.6 | 1535.1 | 266.8 | 4228.0 | : | : | 3527.9 | : | 478.5 | 5888.7 | 869.6 | 169.0 | 183.3 | 7777.0 |
| Feb | 498.6 | 205.8 | 1770.7 | 304.3 | 4871.1 | : | : | 4504.0 | : | 521.1 | 6510.1 | 1070.8 | 166.0 | 201.5 | 6962.0 |
| Mar | 672.8 | 282.2 | 1991.6 | 539.0 | 5868.2 | : | : | 6210.4 | : | 733.4 | 5583.0 | 1455.0 | 202.0 | 238.3 | 9334.0 |
| Apr | 744.6 | 401.6 | 2050.4 | 1864.9 | 6380.4 | : | : | 7586.5 | : | : | 2776.8 | 1686.0 | 151.0 | 214.2 | 11024.0 |
| May | 875.4 | 575.3 | 2520.8 | 4508.7 | 10780.7 | : | : | 9472.3 | : | : | 3006.9 | 1934.4 | 216.0 | 310.7 | 11660.0 |
| Jun | 809.1 | 740.6 | 2551.7 | 5438.0 | 11411.7 | : | : | 10129.3 | : | : | 4295.5 | 1956.2 | 372.0 | 513.5 | 12115.0 |
| Jul | 804.5 | 1385.3 | 2912.6 | 6292.0 | 13610.2 | : | : | 11862.6 | : | : | 6871.8 | 2005.0 | 436.0 | 715.4 | 14873.0 |
| Aug | 818.5 | 1032.3 | 2973.8 | : | 13788.2 | : | : | : | : | : | 7327.6 | 2402.5 | 394.0 | 541.7 | 15727.0 |
| Sep | 804.9 | 485.8 | 3025.0 | : | 12255.7 | : | : | : | : | : | 4870.5 | 2219.9 | 237.0 | 363.3 | 12160.0 |
| Oct | : | : | : | : | : | : | : | : | : | : | 2796.1 | : | 189.0 | 273.6 | 9937.0 |
| Nov | : | : | : | : | : | : | : | : | : | : | 1117.9 | : | 171.0 | 228.5 | : |
| Dec | : | : | : | : | : | : | : | : | : | : | : | : | : | 172.4 | : |

(¹) Einheit : 1 000

(¹) Unit : 1 000

(¹) Unité : 1 000



| | 1403 Übernachtungen von inländischen Gästen in ergänzenden Beherbergungsbetrieben ⁽¹⁾ | | | | | | Nights of residents in supplementary accommodation establishments ⁽¹⁾ | | | | Nuitées des résidents dans établissements complémentaires ⁽¹⁾ | | | | |
|----------|--|--------|----------|-------|---------|---------|--|---------|-------|---------|--|--------|-------|-------|----------|
| | B | DK | D | EL | E | F | IRL | I | L | NL | A | P | FIN | S | UK |
| 1992 | 11928.0 | 8677.0 | 134152.0 | 419.0 | 11700.0 | 64170.0 | : | 44569.0 | 233.0 | 33767.0 | 8357.0 | 6223.0 | : | : | 163900.0 |
| 1993 | 11673.0 | 8226.0 | 134941.0 | 475.0 | 13625.0 | 65656.0 | : | 45912.0 | 265.0 | 31351.0 | 8352.0 | 6575.0 | : | : | 154100.0 |
| 1994 | 11308.0 | 8297.0 | 138051.0 | 534.0 | 13801.0 | 67147.0 | : | 48805.0 | 236.0 | 30268.0 | 8200.0 | 6434.0 | : | : | 162400.0 |
| 1995 | 11079.0 | : | : | : | : | 64777.0 | : | : | : | : | : | : | : | : | : |
| 1995 Oct | 515.2 | 187.7 | 12002.9 | 1.1 | : | : | : | 871.7 | 11.0 | 1950.0 | 438.1 | 235.5 | 29.0 | 95.7 | 26400.0 |
| Nov | 481.9 | 28.5 | 7311.4 | 0.0 | : | : | : | 767.0 | 8.0 | 1130.0 | 324.3 | 149.8 | 26.0 | 108.3 | 18900.0 |
| Dec | 352.4 | 12.1 | 6623.4 | 0.0 | : | : | : | 1197.9 | 6.0 | 950.0 | 297.3 | 97.5 | 38.0 | 198.0 | 34000.0 |
| 1996 Jan | 297.3 | 13.4 | 7092.5 | 0.1 | : | : | : | 958.2 | : | 857.8 | 538.0 | 74.8 | 27.0 | 255.4 | : |
| Feb | 446.7 | 21.7 | 7765.4 | 0.0 | : | : | : | 937.2 | : | 998.8 | 636.3 | 126.9 | 58.0 | 474.5 | : |
| Mar | 631.9 | 133.5 | 9091.9 | 0.0 | : | : | : | 937.2 | : | 1220.1 | 656.3 | 130.6 | 79.0 | 469.6 | : |
| Apr | 1019.3 | 464.1 | 10957.0 | 0.8 | : | : | : | 1367.9 | : | : | 436.2 | 278.8 | 97.0 | 408.1 | : |
| May | 895.4 | 885.0 | 13503.1 | 3.1 | : | : | : | 1688.2 | : | : | 573.8 | 286.9 | 69.0 | 244.3 | : |
| Jun | 749.4 | 1154.2 | 14908.6 | 35.0 | : | : | : | 4836.5 | : | : | 754.1 | 510.9 | 450.0 | 340.1 | : |
| Jul | 2463.3 | 3410.7 | 21011.7 | 213.0 | : | : | : | 12977.0 | : | : | 1250.6 | 565.4 | 681.0 | 716.7 | : |
| Aug | 1722.1 | 1350.4 | 18610.2 | : | : | : | : | : | : | : | 1163.8 | 2203.2 | 298.0 | 429.6 | : |
| Sep | 591.6 | 472.8 | 13094.9 | : | : | : | : | : | : | : | 545.2 | 655.4 | 74.0 | 242.9 | : |
| Oct | : | : | : | : | : | : | : | : | : | : | 396.6 | : | 32.0 | 118.7 | : |
| Nov | : | : | : | : | : | : | : | : | : | : | 303.1 | : | 22.0 | 141.3 | : |
| Dec | : | : | : | : | : | : | : | : | : | : | : | : | : | 231.8 | : |

| | 1404 Übernacht. von nicht-inländischen Gästen in ergänzende Beherbergungsbetrieben ⁽¹⁾ | | | | | | Nights of non-residents in supplementary accommodation establishments ⁽¹⁾ | | | | Nuitées des non-résidents dans établissements complémentaires ⁽¹⁾ | | | | |
|----------|---|--------|--------|-------|--------|---------|--|---------|--------|--------|--|--------|-------|-------|---------|
| | B | DK | D | EL | E | F | IRL | I | L | NL | A | P | FIN | S | UK |
| 1992 | 5186.0 | 5455.0 | 9823.0 | 654.0 | 3843.0 | 32227.0 | : | 20227.0 | 1328.0 | 9600.0 | 9040.0 | 2187.0 | : | : | : |
| 1993 | 5750.0 | 4591.0 | 8640.0 | 639.0 | 5262.0 | 35212.0 | : | 20856.0 | 1472.0 | 9205.0 | 8538.0 | 1948.0 | : | : | : |
| 1994 | 5488.0 | 4703.0 | 8409.0 | 869.0 | 6364.0 | 37833.0 | : | 24832.0 | 1325.0 | 9259.0 | 8154.0 | 1875.0 | : | : | : |
| 1995 | 5982.0 | : | : | : | : | 33209.0 | : | : | : | : | : | : | : | : | : |
| 1995 Oct | 428.9 | 102.5 | 501.7 | 7.6 | : | : | : | 784.1 | 40.0 | 740.0 | 247.9 | 50.7 | 5.0 | 35.6 | 9330.0 |
| Nov | 208.8 | 11.0 | 283.3 | 0.5 | : | : | : | 209.3 | 12.0 | 220.0 | 81.7 | 38.6 | 4.0 | 33.7 | 8110.0 |
| Dec | 185.6 | 5.6 | 294.4 | 0.2 | : | : | : | 217.1 | 12.0 | 220.0 | 340.5 | 36.7 | 6.0 | 36.8 | 7610.0 |
| 1996 Jan | 161.2 | 5.6 | 261.4 | 0.1 | : | : | : | 212.9 | : | 158.4 | 537.8 | 29.1 | 5.0 | 77.7 | 7050.0 |
| Feb | 249.2 | 8.5 | 414.5 | 0.3 | : | : | : | 286.6 | : | 230.9 | 594.0 | 39.2 | 4.0 | 97.4 | 6310.0 |
| Mar | 390.1 | 44.0 | 378.0 | 0.4 | : | : | : | 435.1 | : | 341.3 | 470.6 | 50.3 | 9.0 | 56.6 | 8460.0 |
| Apr | 428.2 | 170.3 | 401.7 | 5.5 | : | : | : | 969.3 | : | : | 312.2 | 69.1 | 6.0 | 40.1 | 9990.0 |
| May | 499.4 | 321.3 | 556.2 | 30.5 | : | : | : | 2499.0 | : | : | 302.2 | 68.9 | 12.0 | 38.7 | 10560.0 |
| Jun | 465.0 | 524.8 | 744.3 | 78.0 | : | : | : | 4114.2 | : | : | 528.4 | 98.9 | 57.0 | 82.8 | 10980.0 |
| Jul | 1296.0 | 1992.7 | 1997.0 | 315.0 | : | : | : | 8791.5 | : | : | 1839.7 | 112.3 | 153.0 | 241.7 | 13470.0 |
| Aug | 772.1 | 1183.6 | 1691.3 | : | : | : | : | : | : | : | 1608.1 | 574.9 | 88.0 | 130.9 | 14250.0 |
| Sep | 319.3 | 195.7 | 553.5 | : | : | : | : | : | : | : | 405.8 | 142.3 | 13.0 | 42.5 | 11020.0 |
| Oct | : | : | : | : | : | : | : | : | : | : | 237.3 | : | 5.0 | 34.4 | 9000.0 |
| Nov | : | : | : | : | : | : | : | : | : | : | 88.8 | : | 5.0 | 24.8 | : |
| Dec | : | : | : | : | : | : | : | : | : | : | : | : | : | 50.7 | : |

(¹) Einheit : 1 000

(¹) Unit : 1 000

(¹) Unité : 1 000

Landwirtschaftliche Erzeugnisse
Agricultural products
Produits agricoles

LANDWIRTSCHAFTLICHE ERZEUGNISSE
AGRICULTURAL PRODUCTS
PRODUITS AGRICOLES



| | 1501 | Rind- und Kalbfleisch Schlachtungen 1000 t Schlachtgewicht ⁽¹⁾ | | | | | | | | | | Beef and veal slaughterings 1000 t carcass weight ⁽¹⁾ | | | | | Viande bovine abattages 1000 t poids carcasse ⁽¹⁾ | | | | |
|----------|--------|--|-------|--------|------|-------|--------|-------|--------|-----|-------|---|-------|------|-------|-------|---|--|--|--|--|
| | | EU-15 | B | DK | D | EL | E | F | IRL | I | L | NL | A | P | FIN | S | UK | | | | |
| 1994 | : | 348.8 | 189.6 | 1420.3 | 74.2 | 472.5 | 1626.8 | 445.3 | 1172.9 | 6.6 | 603.9 | : | 93.9 | : | : | 915.6 | | | | | |
| 1995 | 7964.4 | 349.3 | 185.1 | 1407.8 | 70.1 | 508.5 | 1683.3 | 479.7 | 1181.1 | 7.3 | 580.0 | 195.7 | 103.7 | 95.6 | 143.3 | 973.8 | | | | | |
| 1996 | 7949.9 | 353.4 | 181.7 | 1481.8 | 71.5 | 564.6 | 1735.4 | 534.8 | 1182.0 | 8.1 | 580.1 | 222.2 | 99.5 | 96.1 | 137.4 | 701.3 | | | | | |
| 1997 | 7887.4 | 331.4 | 175.2 | 1449.0 | 69.0 | 592.2 | 1718.1 | 568.8 | 1160.4 | 8.2 | 564.2 | 206.0 | 103.9 | 98.8 | 147.8 | 694.4 | | | | | |
| 1997 Feb | 604.0 | 25.3 | 14.0 | 107.0 | 5.2 | 38.2 | 131.8 | 48.0 | 91.9 | 0.6 | 45.0 | 15.8 | 7.3 | 8.4 | 11.6 | 53.8 | | | | | |
| Mar | 641.2 | 28.7 | 13.7 | 120.6 | 5.0 | 41.2 | 142.4 | 49.6 | 93.7 | 0.7 | 46.7 | 17.1 | 8.0 | 7.2 | 11.3 | 55.3 | | | | | |
| Apr | 706.5 | 29.5 | 15.6 | 132.9 | 5.4 | 46.2 | 158.0 | 51.6 | 95.3 | 0.7 | 50.3 | 18.9 | 8.5 | 9.4 | 13.2 | 71.0 | | | | | |
| May | 640.5 | 28.0 | 14.8 | 112.6 | 5.4 | 53.3 | 141.3 | 45.2 | 90.3 | 0.7 | 48.3 | 16.4 | 8.8 | 8.4 | 12.0 | 55.0 | | | | | |
| Jun | 623.1 | 28.9 | 13.7 | 113.4 | 5.8 | 55.8 | 137.0 | 32.0 | 90.6 | 0.7 | 46.4 | 16.1 | 9.0 | 6.7 | 11.7 | 55.4 | | | | | |
| Jul | 647.3 | 26.0 | 13.0 | 120.1 | 6.0 | 52.7 | 145.3 | 39.3 | 93.1 | 0.6 | 42.5 | 16.6 | 10.2 | 7.4 | 10.8 | 63.6 | | | | | |
| Aug | 609.6 | 27.7 | 12.7 | 106.1 | 6.5 | 53.1 | 135.8 | 41.9 | 91.5 | 0.6 | 40.4 | 14.9 | 9.5 | 8.1 | 12.4 | 48.7 | | | | | |
| Sep | 684.3 | 27.0 | 15.0 | 125.5 | 6.1 | 51.6 | 147.0 | 56.4 | 104.2 | 0.8 | 47.8 | 16.8 | 9.2 | 9.3 | 13.4 | 54.2 | | | | | |
| Oct | 728.3 | 28.6 | 16.3 | 139.5 | 5.9 | 52.8 | 148.6 | 57.6 | 107.9 | 0.8 | 49.9 | 18.8 | 8.4 | 9.6 | 14.5 | 68.8 | | | | | |
| Nov | 653.4 | 24.3 | 15.4 | 127.7 | 5.7 | 43.6 | 130.6 | 55.9 | 100.0 | 0.7 | 46.1 | 17.2 | 7.8 | 7.9 | 13.2 | 57.3 | | | | | |
| Dec | 648.9 | 27.4 | 12.6 | 115.5 | 6.4 | 60.4 | 149.8 | 35.2 | 99.6 | 0.6 | 48.6 | 18.7 | 8.2 | 7.5 | 10.1 | 48.2 | | | | | |
| 1998 Jan | : | 25.0 | 15.3 | 119.0 | 5.4 | 42.7 | 142.7 | 58.9 | 94.0 | 0.7 | : | 16.7 | 6.9 | 7.8 | 13.1 | 63.8 | | | | | |
| Feb | : | 23.0 | 13.1 | 106.5 | 5.0 | 41.1 | 122.6 | 51.0 | 87.6 | 0.6 | : | 14.5 | 6.4 | 6.4 | 11.5 | 53.2 | | | | | |
| Mar | : | 26.3 | 14.4 | 124.4 | 4.9 | : | 144.8 | 57.1 | 96.3 | 0.7 | : | 18.2 | 7.1 | 8.0 | 10.3 | 54.2 | | | | | |
| Apr | : | : | 10.3 | : | : | : | : | 55.0 | : | : | : | : | : | : | : | 67.9 | | | | | |

| | 1502 | Schweinefleisch Schlachtungen 1000 t Schlachtgewicht ⁽¹⁾ | | | | | | | | | | Pork slaughterings 1000 t carcass weight ⁽¹⁾ | | | | | Viande porcine abattages 1000 t poids carcasse ⁽¹⁾ | | | | |
|----------|---------|--|--------|--------|-------|--------|--------|-------|--------|-----|--------|--|-------|-------|-------|--------|--|--|--|--|--|
| | | EU-15 | B | DK | D | EL | E | F | IRL | I | L | NL | A | P | FIN | S | UK | | | | |
| 1994 | : | 1012.5 | 1518.6 | 3604.0 | 142.5 | 2102.1 | 2125.7 | 214.6 | 1347.3 | 7.7 | 1673.3 | : | 292.2 | : | : | 1034.9 | | | | | |
| 1995 | 15975.7 | 1035.1 | 1475.4 | 3602.0 | 142.4 | 2174.8 | 2144.0 | 211.1 | 1345.6 | 7.9 | 1622.1 | 466.2 | 282.0 | 166.3 | 308.8 | 992.1 | | | | | |
| 1996 | 16316.4 | 1060.9 | 1457.4 | 3635.0 | 142.2 | 2315.9 | 2183.3 | 210.4 | 1410.3 | 8.9 | 1624.0 | 480.6 | 299.1 | 170.8 | 319.8 | 997.9 | | | | | |
| 1997 | 16248.7 | 1006.1 | 1522.7 | 3561.7 | 142.1 | 2401.1 | 2220.4 | 220.4 | 1395.8 | 8.7 | 1375.6 | 488.6 | 302.7 | 178.9 | 326.4 | 1097.6 | | | | | |
| 1997 Feb | 1317.6 | 80.3 | 120.0 | 282.9 | 11.0 | 191.7 | 178.5 | 17.3 | 120.5 | 0.7 | 127.2 | 39.6 | 22.8 | 13.6 | 26.6 | 85.0 | | | | | |
| Mar | 1260.6 | 61.5 | 116.7 | 282.7 | 10.1 | 175.4 | 172.7 | 17.2 | 118.4 | 0.7 | 113.9 | 41.8 | 23.9 | 13.9 | 29.3 | 82.3 | | | | | |
| Apr | 1396.1 | 90.1 | 126.7 | 305.7 | 9.9 | 202.9 | 195.1 | 18.7 | 125.6 | 0.7 | 103.3 | 44.4 | 26.3 | 17.5 | 26.7 | 102.4 | | | | | |
| May | 1259.8 | 84.2 | 123.4 | 285.7 | 9.1 | 176.8 | 173.6 | 18.3 | 104.2 | 0.7 | 103.4 | 38.8 | 22.5 | 14.4 | 28.4 | 76.4 | | | | | |
| Jun | 1266.5 | 84.9 | 119.7 | 293.1 | 10.3 | 176.8 | 175.7 | 17.1 | 103.8 | 0.8 | 99.3 | 40.0 | 23.7 | 14.1 | 25.2 | 82.0 | | | | | |
| Jul | 1314.9 | 84.7 | 126.2 | 282.4 | 11.6 | 183.8 | 184.4 | 18.0 | 103.8 | 0.7 | 107.9 | 38.2 | 26.6 | 15.1 | 28.0 | 103.5 | | | | | |
| Aug | 1208.1 | 78.6 | 121.5 | 265.2 | 12.4 | 175.5 | 172.5 | 17.3 | 89.7 | 0.6 | 90.5 | 39.0 | 24.9 | 13.5 | 25.5 | 81.3 | | | | | |
| Sep | 1340.2 | 88.7 | 130.3 | 302.7 | 10.6 | 185.3 | 189.1 | 19.2 | 107.3 | 0.7 | 107.1 | 42.0 | 25.9 | 14.3 | 28.6 | 88.5 | | | | | |
| Oct | 1467.8 | 93.6 | 143.1 | 315.6 | 10.9 | 220.1 | 200.1 | 20.1 | 113.2 | 0.7 | 123.2 | 41.4 | 27.4 | 15.8 | 31.0 | 111.7 | | | | | |
| Nov | 1372.0 | 80.6 | 129.3 | 315.1 | 11.5 | 202.0 | 171.3 | 19.1 | 120.8 | 0.7 | 119.4 | 39.2 | 24.4 | 16.1 | 28.2 | 94.4 | | | | | |
| Dec | 1505.1 | 87.3 | 124.9 | 303.4 | 23.0 | 273.8 | 200.9 | 17.9 | 146.3 | 0.8 | 130.6 | 42.1 | 28.6 | 16.6 | 22.5 | 86.6 | | | | | |
| 1998 Jan | 1526.5 | 88.0 | 152.7 | 320.9 | 12.4 | 238.3 | 202.6 | 18.8 | 129.8 | 0.8 | 141.4 | 41.3 | 25.0 | 13.2 | 29.0 | 112.5 | | | | | |
| Feb | 1345.8 | 78.5 | 124.8 | 281.9 | 11.2 | 210.9 | 177.8 | 17.7 | 119.5 | 0.7 | 128.6 | 39.7 | 24.5 | 13.7 | 26.7 | 89.7 | | | | | |
| Mar | : | 89.1 | 139.5 | 318.9 | 10.3 | : | 195.7 | 19.9 | 122.4 | 0.7 | 139.2 | 46.9 | 27.1 | 16.2 | 26.0 | 87.3 | | | | | |
| Apr | : | : | 100.6 | : | : | : | : | 19.0 | : | : | : | : | : | : | : | 103.6 | | | | | |

⁽¹⁾ nur zum menschlichen Verzehr bestimmtes Fleisch

⁽¹⁾ only meat suitable for human consumption

⁽¹⁾ uniquement viande propre à la consommation humaine

LANDWIRTSCHAFTLICHE ERZEUGNISSE
 AGRICULTURAL PRODUCTS
 PRODUITS AGRICOLES



| | Molkereibutter Erzeugung | | | | | Dairy butter production | | | | | | Beurre de laiterie production | | | | |
|----------|--------------------------|--------|------|-------|-----|-------------------------|--------|-------|-------|-----|-------|-------------------------------|--------|------|------|-------|
| | 1503 | 1000 t | | | | | 1000 t | | | | | | 1000 t | | | |
| | EU-15 | B | DK | D | EL | E | F | IRL | I | L | NL | A | P | FIN | S | UK |
| 1994 | : | 28.0 | 59.2 | 461.4 | 0.8 | 18.8 | 439.3 | 137.2 | 91.7 | 3.2 | 128.4 | : | 16.3 | : | : | 148.2 |
| 1995 | 1784.3 | 80.4 | 54.3 | 486.2 | 0.9 | 24.8 | 464.2 | 152.3 | 92.5 | 3.7 | 132.4 | 36.0 | 19.4 | 48.3 | 56.0 | 132.9 |
| 1996 | 1805.6 | 88.2 | 56.6 | 480.2 | 0.8 | 23.4 | 473.2 | 151.8 | 108.3 | 3.1 | 127.0 | 38.0 | 20.0 | 48.6 | 57.4 | 129.0 |
| 1997 | 1773.8 | 97.4 | 50.4 | 442.4 | 0.8 | 23.5 | 467.3 | 148.4 | 91.6 | 3.2 | 130.5 | 40.0 | 21.3 | 59.3 | 58.3 | 139.5 |
| 1997 Feb | 137.4 | 7.7 | 4.0 | 35.9 | 0.1 | 1.9 | 40.0 | 3.7 | 7.6 | 0.3 | 10.5 | 3.0 | 1.8 | 4.7 | 4.9 | 11.4 |
| Mar | 148.4 | 8.9 | 3.7 | 35.4 | 0.1 | 1.7 | 41.6 | 10.0 | 8.5 | 0.2 | 10.9 | 3.0 | 2.1 | 4.7 | 5.1 | 12.5 |
| Apr | 170.6 | 8.8 | 4.7 | 41.3 | 0.1 | 1.7 | 47.6 | 18.0 | 7.8 | 0.2 | 12.1 | 3.0 | 2.1 | 4.9 | 5.8 | 12.5 |
| May | 177.5 | 8.0 | 5.4 | 42.5 | 0.1 | 2.3 | 47.9 | 21.5 | 7.3 | 0.4 | 12.5 | 4.0 | 2.0 | 5.2 | 5.9 | 12.6 |
| Jun | 161.2 | 7.7 | 4.5 | 39.0 | 0.1 | 2.2 | 40.9 | 20.3 | 6.7 | 0.3 | 11.3 | 4.0 | 2.0 | 5.4 | 5.3 | 11.6 |
| Jul | 158.5 | 9.8 | 4.3 | 38.4 | 0.1 | 2.4 | 36.3 | 20.2 | 7.9 | 0.3 | 11.7 | 4.0 | 2.0 | 4.7 | 4.8 | 11.6 |
| Aug | 131.9 | 6.5 | 3.4 | 32.3 | 0.1 | 2.0 | 29.3 | 17.0 | 6.7 | 0.3 | 10.0 | 3.0 | 1.7 | 4.9 | 4.0 | 10.8 |
| Sep | 127.8 | 6.5 | 3.4 | 31.3 | 0.1 | 1.7 | 29.0 | 14.9 | 9.0 | 0.2 | 7.9 | 3.0 | 1.7 | 4.3 | 4.1 | 10.7 |
| Oct | 134.2 | 9.0 | 3.9 | 34.0 | 0.1 | 2.0 | 32.9 | 11.9 | 7.0 | 0.2 | 8.7 | 3.0 | 1.4 | 4.9 | 4.2 | 11.0 |
| Nov | 123.8 | 7.3 | 3.9 | 31.0 | 0.1 | 1.8 | 32.5 | 5.6 | 6.8 | 0.2 | 9.7 | 3.0 | 1.2 | 4.8 | 4.5 | 11.4 |
| Dec | 147.5 | 7.8 | 4.1 | 39.8 | 0.1 | 2.0 | 43.1 | 3.2 | 8.1 | 0.3 | 12.3 | 4.0 | 1.5 | 5.2 | 4.4 | 11.6 |
| 1998 Jan | 149.5 | 7.1 | 4.6 | 39.2 | 0.1 | 1.8 | 44.5 | 2.7 | 9.3 | 0.3 | 14.2 | 3.0 | 1.6 | 5.3 | 3.9 | 11.9 |
| Feb | : | 10.4 | 4.0 | 34.6 | 0.1 | 1.8 | 38.7 | 4.0 | : | 0.3 | 12.2 | 3.0 | 1.4 | 4.7 | 3.2 | 11.0 |
| Mar | : | : | 4.0 | : | : | 1.5 | 43.2 | 8.8 | : | : | 13.5 | 3.0 | 2.0 | 5.4 | 3.4 | 12.2 |
| Apr | : | : | : | : | : | : | : | : | : | : | : | : | : | 5.0 | : | : |

| | Molkereibutter Lagerbestände | | | | | Dairy butter stocks | | | | | | Beurre de laiterie stocks | | | | |
|----------|------------------------------|-----------------------|-----|------|-----|---------------------|-----------------------|------|-----|-----|------|---------------------------|-----------------------|-----|-----|-----|
| | 1504 | 1000 t ⁽¹⁾ | | | | | 1000 t ⁽¹⁾ | | | | | | 1000 t ⁽¹⁾ | | | |
| | EU-15 | B | DK | D | EL | E | F | IRL | I | L | NL | A | P | FIN | S | UK |
| 1994 | : | 10.6 | 2.1 | 14.3 | 0.0 | 20.4 | 7.1 | 31.8 | 4.8 | 0.1 | 19.5 | : | 0.0 | : | : | 7.5 |
| 1995 | 70.3 | 7.1 | 0.1 | 5.0 | 0.0 | 4.3 | 6.3 | 24.2 | 0.8 | 0.0 | 19.9 | 0.2 | 0.0 | 0.0 | 0.0 | 2.3 |
| 1996 | 93.4 | 10.7 | 0.1 | 6.4 | 0.0 | 3.7 | 7.4 | 37.3 | 4.4 | 0.1 | 16.9 | 1.2 | 0.0 | 0.0 | 0.0 | 5.1 |
| 1997 | 51.5 | 8.0 | 2.3 | 5.2 | 0.0 | 0.5 | 3.7 | 14.4 | 1.6 | 0.0 | 11.8 | 1.2 | 0.0 | 0.0 | 0.0 | 2.8 |
| 1996 Oct | 178.1 | 19.2 | 3.8 | 27.6 | 0.0 | 3.2 | 17.9 | 48.7 | 3.6 | 0.2 | 43.8 | 1.4 | 0.0 | 0.5 | 0.5 | 7.8 |
| Nov | 126.4 | 14.3 | 1.8 | 15.7 | 0.0 | 3.4 | 11.2 | 40.8 | 4.3 | 0.1 | 27.1 | 1.3 | 0.0 | 0.3 | 0.2 | 5.8 |
| Dec | 93.4 | 10.7 | 0.1 | 6.4 | 0.0 | 3.7 | 7.4 | 37.3 | 4.4 | 0.1 | 16.9 | 1.2 | 0.0 | 0.0 | 0.0 | 5.1 |
| 1997 Jan | 72.6 | 7.8 | 0.0 | 4.2 | 0.0 | 3.9 | 2.9 | 33.3 | 4.5 | 0.0 | 9.0 | 0.8 | 0.0 | 0.0 | 0.0 | 6.2 |
| Feb | 54.0 | 4.1 | 0.0 | 1.6 | 0.0 | 4.0 | 0.0 | 30.5 | 4.0 | 0.0 | 3.8 | 0.4 | 0.0 | 0.0 | 0.0 | 5.7 |
| Mar | 44.8 | 0.9 | 0.0 | 0.1 | 0.0 | 4.0 | 2.3 | 28.1 | 4.0 | 0.0 | 0.0 | 0.0 | 0.0 | 0.0 | 0.0 | 5.5 |
| Apr | 58.1 | 1.2 | 0.1 | 0.9 | 0.0 | 2.4 | 12.7 | 28.2 | 4.0 | 0.0 | 3.0 | 0.2 | 0.0 | 0.0 | 0.0 | 5.6 |
| May | 82.2 | 2.1 | 1.4 | 4.2 | 0.0 | 1.6 | 23.7 | 30.8 | 3.1 | 0.0 | 8.5 | 0.4 | 0.0 | 0.2 | 0.0 | 6.2 |
| Jun | 118.0 | 4.1 | 5.6 | 14.2 | 0.0 | 1.3 | 33.1 | 33.5 | 3.5 | 0.0 | 15.0 | 0.8 | 0.0 | 0.3 | 0.0 | 6.8 |
| Jul | 145.0 | 11.2 | 6.1 | 20.3 | 0.0 | 1.3 | 36.1 | 36.0 | 2.6 | 0.0 | 22.0 | 1.9 | 0.0 | 0.3 | 0.0 | 7.2 |
| Aug | 152.4 | 15.7 | 6.2 | 23.2 | 0.0 | 0.5 | 28.5 | 37.4 | 1.9 | 0.0 | 29.1 | 2.0 | 0.0 | 0.3 | 0.0 | 7.6 |
| Sep | 146.0 | 19.1 | 5.5 | 21.2 | 0.0 | 0.5 | 19.6 | 36.1 | 1.9 | 0.0 | 32.7 | 2.1 | 0.0 | 0.2 | 0.0 | 7.0 |
| Oct | 116.2 | 16.7 | 3.4 | 18.0 | 0.0 | 0.5 | 8.8 | 32.3 | 1.9 | 0.0 | 26.9 | 2.0 | 0.0 | 0.0 | 0.0 | 5.6 |
| Nov | 85.5 | 14.5 | 3.2 | 12.7 | 0.0 | 0.5 | 6.2 | 23.3 | 1.9 | 0.0 | 17.8 | 1.9 | 0.0 | 0.0 | 0.0 | 3.5 |
| Dec | 51.5 | 8.0 | 2.3 | 5.2 | 0.0 | 0.5 | 3.7 | 14.4 | 1.6 | 0.0 | 11.8 | 1.2 | 0.0 | 0.0 | 0.0 | 2.8 |

(¹) Ende des Zeitraums

(¹) End of period

(¹) Fin de période

LANDWIRTSCHAFTLICHE ERZEUGNISSE
 AGRICULTURAL PRODUCTS
 PRODUITS AGRICOLES



| | 1505 Magermilchpulver Erzeugung 1000 t | | | | | | | | | | | | | | | |
|----------|---|------|------|-------|-----|------|-------|-------|-----|-----|------|------|------|------|------|-------|
| | EU-15 | B | DK | D | EL | E | F | IRL | I | L | NL | A | P | FIN | S | UK |
| 1994 | : | 52.2 | 20.5 | 381.7 | 0.0 | 12.5 | 359.4 | 129.5 | 0.0 | 0.0 | 49.2 | : | 11.3 | : | : | 142.4 |
| 1995 | 1211.3 | 50.3 | 18.6 | 406.3 | 0.0 | 20.1 | 375.4 | 114.8 | 0.0 | 0.0 | 39.8 | 17.0 | 12.9 | 13.8 | 25.3 | 117.1 |
| 1996 | 1196.0 | 52.0 | 27.8 | 400.8 | 0.0 | 14.3 | 367.8 | 118.8 | 0.0 | 0.0 | 36.2 | 15.0 | 11.8 | 14.9 | 29.1 | 107.6 |
| 1997 | 1135.0 | 50.9 | 22.9 | 338.9 | 0.0 | 13.5 | 369.0 | 101.5 | 0.0 | 0.0 | 44.9 | 16.0 | 12.9 | 25.4 | 30.5 | 108.6 |
| 1997 Feb | 81.3 | 2.1 | 1.8 | 25.8 | 0.0 | 1.0 | 29.8 | 3.9 | 0.0 | 0.0 | 1.9 | 1.0 | 1.2 | 2.2 | 2.6 | 7.9 |
| Mar | 94.9 | 3.8 | 1.6 | 28.5 | 0.0 | 0.8 | 34.9 | 4.7 | 0.0 | 0.0 | 2.1 | 1.0 | 1.6 | 2.0 | 3.4 | 10.5 |
| Apr | 119.2 | 4.5 | 2.0 | 30.4 | 0.0 | 1.3 | 44.0 | 13.9 | 0.0 | 0.0 | 3.0 | 2.0 | 1.6 | 2.1 | 3.2 | 11.3 |
| May | 142.2 | 6.4 | 3.0 | 39.3 | 0.0 | 2.7 | 46.9 | 16.5 | 0.0 | 0.0 | 5.0 | 1.0 | 1.3 | 2.5 | 4.0 | 13.6 |
| Jun | 131.2 | 5.9 | 3.1 | 35.5 | 0.0 | 1.6 | 38.4 | 17.5 | 0.0 | 0.0 | 6.1 | 2.0 | 1.1 | 2.8 | 3.8 | 13.5 |
| Jul | 112.7 | 6.4 | 2.2 | 33.7 | 0.0 | 2.3 | 29.3 | 14.7 | 0.0 | 0.0 | 6.8 | 2.0 | 1.4 | 2.1 | 2.8 | 8.9 |
| Aug | 83.3 | 5.9 | 1.5 | 26.3 | 0.0 | 2.1 | 18.1 | 11.1 | 0.0 | 0.0 | 3.4 | 2.0 | 1.4 | 2.0 | 1.3 | 8.3 |
| Sep | 64.3 | 3.0 | 1.1 | 20.8 | 0.0 | 0.4 | 17.8 | 7.2 | 0.0 | 0.0 | 2.9 | 1.0 | 0.7 | 1.6 | 1.3 | 6.5 |
| Oct | 65.2 | 2.7 | 1.1 | 21.8 | 0.0 | 0.5 | 22.4 | 4.5 | 0.0 | 0.0 | 2.7 | 1.0 | 0.8 | 1.7 | 0.8 | 5.3 |
| Nov | 61.0 | 2.9 | 1.1 | 16.5 | 0.0 | 0.3 | 24.0 | 3.2 | 0.0 | 0.0 | 2.7 | 1.0 | 0.6 | 1.7 | 1.4 | 5.5 |
| Dec | 95.4 | 4.2 | 2.2 | 31.0 | 0.0 | 0.3 | 33.1 | 2.8 | 0.0 | 0.0 | 5.5 | 1.0 | 0.5 | 2.4 | 3.0 | 9.5 |
| 1998 Jan | 89.4 | 4.4 | 1.8 | 27.4 | 0.0 | 0.2 | 32.4 | 1.8 | 0.0 | 0.0 | 5.3 | 1.0 | 0.6 | 2.2 | 2.6 | 9.7 |
| Feb | : | 2.8 | 1.4 | 21.4 | 0.0 | 0.3 | 27.6 | 2.1 | : | 0.0 | 3.3 | 1.0 | 0.8 | 2.1 | 2.8 | 8.3 |
| Mar | : | : | 1.4 | : | : | 0.3 | 33.2 | 4.5 | : | : | 4.9 | 1.0 | 1.2 | 1.8 | 2.8 | 10.3 |
| Apr | : | : | : | : | : | : | : | : | : | : | : | : | : | 1.9 | : | : |

| | 1506 Magermilchpulver Lagerbestände 1000 t ⁽¹⁾ | | | | | | | | | | | | | | | |
|----------|--|-----|-----|------|-----|-----|------|------|-----|-----|-----|-----|-----|-----|-----|------|
| | EU-15 | B | DK | D | EL | E | F | IRL | I | L | NL | A | P | FIN | S | UK |
| 1996 Oct | 126.8 | 4.6 | 0.0 | 21.5 | 0.0 | 0.0 | 21.8 | 48.9 | 0.0 | 0.0 | 0.0 | 0.0 | 0.0 | 0.0 | 2.5 | 27.4 |
| Nov | 126.3 | 4.6 | 0.0 | 21.4 | 0.0 | 0.0 | 21.0 | 49.4 | 0.0 | 0.0 | 0.0 | 0.0 | 0.0 | 0.0 | 2.5 | 27.3 |
| Dec | 124.7 | 4.6 | 0.0 | 21.4 | 0.0 | 0.0 | 19.5 | 49.4 | 0.0 | 0.0 | 0.0 | 0.0 | 0.0 | 0.0 | 2.5 | 27.2 |
| 1997 Jan | 122.4 | 4.6 | 0.0 | 21.4 | 0.0 | 0.0 | 17.5 | 49.4 | 0.0 | 0.0 | 0.0 | 0.0 | 0.0 | 0.0 | 2.2 | 27.2 |
| Feb | 119.5 | 4.6 | 0.0 | 21.4 | 0.0 | 0.0 | 15.5 | 48.6 | 0.0 | 0.0 | 0.0 | 0.0 | 0.0 | 0.0 | 2.2 | 27.2 |
| Mar | 117.6 | 4.6 | 0.0 | 21.4 | 0.0 | 0.0 | 13.9 | 46.1 | 0.0 | 0.0 | 0.0 | 0.0 | 0.0 | 0.0 | 2.2 | 29.5 |
| Apr | 116.3 | 4.6 | 0.0 | 21.4 | 0.0 | 0.0 | 12.6 | 44.7 | 0.0 | 0.0 | 0.0 | 0.0 | 0.0 | 0.0 | 2.3 | 30.7 |
| May | 127.4 | 4.6 | 0.0 | 21.4 | 0.0 | 0.0 | 12.5 | 51.7 | 0.0 | 0.0 | 0.0 | 0.0 | 0.0 | 0.0 | 2.4 | 34.9 |
| Jun | 130.0 | 4.6 | 0.0 | 21.4 | 0.0 | 0.0 | 12.3 | 51.9 | 0.0 | 0.0 | 0.0 | 0.0 | 0.0 | 0.0 | 2.5 | 37.4 |
| Jul | 136.1 | 4.6 | 0.0 | 21.4 | 0.0 | 0.0 | 12.3 | 53.5 | 0.0 | 0.0 | 0.0 | 0.0 | 0.0 | 0.0 | 2.6 | 41.9 |
| Aug | 140.8 | 4.6 | 0.0 | 21.4 | 0.0 | 0.0 | 11.8 | 54.1 | 0.0 | 0.0 | 0.0 | 0.0 | 0.0 | 0.0 | 2.6 | 46.4 |
| Sep | 142.2 | 4.6 | 0.0 | 21.4 | 0.0 | 0.0 | 11.8 | 54.6 | 0.0 | 0.0 | 0.0 | 0.0 | 0.0 | 0.0 | 2.6 | 47.2 |
| Oct | 140.0 | 4.6 | 0.0 | 21.0 | 0.0 | 0.0 | 11.0 | 54.6 | 0.0 | 0.0 | 0.0 | 0.0 | 0.0 | 0.0 | 2.2 | 46.5 |
| Nov | 139.2 | 4.6 | 0.0 | 20.6 | 0.0 | 0.0 | 10.8 | 54.6 | 0.0 | 0.0 | 0.0 | 0.0 | 0.0 | 0.0 | 2.2 | 46.4 |
| Dec | 135.4 | 4.6 | 0.0 | 18.7 | 0.0 | 0.0 | 8.9 | 54.6 | 0.0 | 0.0 | 0.0 | 0.0 | 0.0 | 0.0 | 2.2 | 46.4 |

(¹) Ende des Zeitraums

(¹) End of period

(¹) Fin de période

Außenhandel
External trade
Commerce extérieur

AUSSENHANDEL
EXTERNAL TRADE
COMMERCE EXTERIEUR



| | 1601 | Ausfuhren insgesamt Mio ECU | | | | | | | | | | Total exports Mio ECU | | | Exportations totales Mio ECU | |
|------|------|--------------------------------|-------|--------|------|-------|--------|-------|--------|--------|-------|--------------------------|-------|-------|---------------------------------|--|
| | | BL | DK | D | EL | E | F | IRL | I | NL | A | P | FIN | S | UK | |
| 1994 | | 120483 | 35099 | 358914 | 7905 | 64477 | 209953 | 28580 | 160873 | 135252 | 37891 | 15123 | 25023 | 51533 | 172405 | |
| 1995 | | 133255 | 38919 | 400196 | 8451 | 74807 | 230245 | 34178 | 178719 | 155328 | 44142 | 17418 | 30955 | 61498 | 184462 | |
| 1996 | | 138916 | 40492 | 413191 | 8858 | 84824 | 240299 | 38061 | 198695 | 160343 | 45853 | 19388 | 32587 | 66876 | 203863 | |
| 1997 | | 150895 | 43757 | 451352 | 9873 | 88424 | 266171 | 46565 | 210234 | 177349 | 52389 | 20427 | 36375 | 72809 | 247218 | |
| 1997 | Jan | 11919 | 3403 | 32951 | 729 | 6616 | 19660 | 3386 | 14214 | 12830 | 3579 | 1683 | 2692 | 5544 | 19416 | |
| | Feb | 12244 | 3381 | 34798 | 654 | 6354 | 20331 | 3317 | 15874 | 13813 | 4217 | 1616 | 2623 | 5667 | 19074 | |
| | Mar | 13052 | 3446 | 36110 | 702 | 7432 | 22301 | 3950 | 16806 | 14884 | 4181 | 1720 | 2896 | 5759 | 19903 | |
| | Apr | 13353 | 3794 | 37412 | 775 | 7941 | 23364 | 3772 | 17748 | 14537 | 4690 | 1749 | 3241 | 6578 | 21237 | |
| | May | 12220 | 3591 | 36076 | 915 | 7479 | 21053 | 3595 | 18074 | 14579 | 3974 | 1676 | 2970 | 5757 | 19935 | |
| | Jun | 13268 | 3687 | 39415 | 837 | 7612 | 22892 | 4275 | 18183 | 15420 | 4545 | 1820 | 2980 | 6236 | 20521 | |
| | Jul | 12672 | 3284 | 39769 | 911 | 7496 | 23102 | 3825 | 21425 | 14680 | 4542 | 2063 | 3136 | 5192 | 22231 | |
| | Aug | 10340 | 3508 | 33402 | 756 | 4821 | 16877 | 3524 | 12723 | 13299 | 3515 | 1150 | 2795 | 5417 | 18312 | |
| | Sep | 13818 | 3996 | 40181 | 892 | 7655 | 24242 | 4336 | 18379 | 16770 | 4909 | 1704 | 3259 | 6835 | 21351 | |
| | Oct | 14084 | 4187 | 41820 | 1032 | 9234 | 26709 | 4190 | 20538 | 16128 | 5238 | 2014 | 3557 | 7152 | 22685 | |
| | Nov | 12133 | 3905 | 40284 | 855 | 8171 | 22040 | 4211 | 17936 | 15187 | 4621 | 1752 | 3287 | 6613 | 20659 | |
| | Dec | 11792 | 3575 | 39132 | 815 | 7613 | 23603 | 4183 | 18333 | 15221 | 4377 | 1479 | 2941 | 6059 | 21894 | |
| 1998 | Jan | 12922 | 3485 | 37394 | 695 | 7280 | 21901 | 3996 | 14087 | 15211 | 3912 | 1589 | 2823 | 5817 | 19168 | |
| | Feb | 13136 | 3527 | 39117 | 821 | 7829 | 22861 | : | : | 15286 | 4323 | 1588 | 3212 | : | 19458 | |
| | Mar | : | : | : | : | 8638 | : | : | : | : | : | : | : | : | : | |

| | 1602 | Einfuhren insgesamt Mio ECU | | | | | | | | | | Total imports Mio ECU | | | Importations totales Mio ECU | |
|------|------|--------------------------------|-------|--------|-------|--------|--------|-------|--------|--------|-------|--------------------------|-------|-------|---------------------------------|--|
| | | BL | DK | D | EL | E | F | IRL | I | NL | A | P | FIN | S | UK | |
| 1994 | | 109868 | 30171 | 320624 | 18080 | 74705 | 205419 | 21531 | 142214 | 126384 | 46481 | 22749 | 19637 | 43525 | 196782 | |
| 1995 | | 123326 | 35121 | 354640 | 19800 | 86802 | 221245 | 24724 | 157484 | 141613 | 50640 | 24931 | 22530 | 49721 | 207993 | |
| 1996 | | 130831 | 35669 | 361566 | 21242 | 95433 | 231020 | 27087 | 164019 | 150206 | 53952 | 27724 | 24747 | 52711 | 227683 | |
| 1997 | | 140159 | 39814 | 384762 | 22586 | 101019 | 251149 | 32617 | 183676 | 163137 | 57471 | 29594 | 27497 | 57646 | 270263 | |
| 1997 | Jan | 11083 | 3289 | 30274 | 1594 | 7177 | 19378 | 2420 | 13355 | 11860 | 4253 | 2368 | 2003 | 4388 | 20533 | |
| | Feb | 11353 | 3065 | 30074 | 1815 | 7519 | 19623 | 2506 | 13935 | 13079 | 4669 | 2254 | 2078 | 4418 | 20464 | |
| | Mar | 12231 | 3042 | 30980 | 1708 | 8028 | 20844 | 2786 | 14585 | 13663 | 4749 | 2540 | 2276 | 4648 | 21794 | |
| | Apr | 12399 | 3467 | 32101 | 1820 | 9175 | 21957 | 2955 | 15645 | 13188 | 5094 | 2655 | 2475 | 5186 | 23481 | |
| | May | 11619 | 3193 | 31169 | 2157 | 8398 | 19864 | 2665 | 15622 | 13520 | 4297 | 2457 | 2183 | 4493 | 21812 | |
| | Jun | 12233 | 3364 | 32739 | 1905 | 8629 | 21194 | 2659 | 16049 | 14030 | 4821 | 2539 | 2291 | 4736 | 23540 | |
| | Jul | 10822 | 2925 | 33230 | 2108 | 8578 | 21190 | 2729 | 15836 | 13567 | 5004 | 2600 | 2117 | 3842 | 25316 | |
| | Aug | 9862 | 3065 | 29108 | 1550 | 5875 | 16630 | 2377 | 10088 | 12267 | 4212 | 1862 | 2086 | 4570 | 20011 | |
| | Sep | 12157 | 3750 | 32444 | 1981 | 9324 | 22841 | 2782 | 17883 | 14906 | 5357 | 2579 | 2576 | 5312 | 22833 | |
| | Oct | 12775 | 3851 | 36029 | 2264 | 10295 | 24025 | 2983 | 17485 | 15035 | 5302 | 2846 | 2663 | 5641 | 24566 | |
| | Nov | 11603 | 3510 | 33716 | 1844 | 9022 | 21216 | 3001 | 15923 | 14275 | 4949 | 2478 | 2395 | 5436 | 23026 | |
| | Dec | 12022 | 3293 | 32899 | 1840 | 8998 | 22386 | 2756 | 17269 | 13747 | 4762 | 2415 | 2357 | 4975 | 22886 | |
| 1998 | Jan | 11842 | 3383 | 34364 | 1643 | 8411 | 21120 | 2928 | 14192 | 14282 | 4545 | 2233 | 2116 | 4811 | 21757 | |
| | Feb | 12280 | 3268 | 33069 | 1953 | 9062 | 21820 | : | : | 14414 | 4844 | 2362 | 2262 | : | 22770 | |
| | Mar | : | : | : | : | 10226 | : | : | : | : | : | : | : | : | : | |

AUSSENHANDEL
EXTERNAL TRADE
COMMERCE EXTERIEUR



| | Handelsbilanz Mio ECU | | | | | | | | | | | | | Total trades balances Mio ECU | | | | | Balances commerciales totales Mio ECU | | | | | |
|----------|--------------------------|------|-------|--------|--------|-------|-------|-------|-------|-------|-------|------|-------|----------------------------------|----|--|--|--|--|--|--|--|--|--|
| | 1603 | BL | DK | D | EL | E | F | IRL | I | NL | A | P | FIN | S | UK | | | | | | | | | |
| 1994 | 10615 | 4928 | 38290 | -10175 | -10228 | 4533 | 7049 | 18660 | 8868 | -8590 | -7626 | 5386 | 8008 | -24378 | | | | | | | | | | |
| 1995 | 9928 | 3798 | 45557 | -11349 | -11994 | 9000 | 9453 | 21235 | 13715 | -6498 | -7513 | 8425 | 11777 | -23530 | | | | | | | | | | |
| 1996 | 8085 | 4823 | 51625 | -12385 | -10608 | 9279 | 10974 | 34676 | 10137 | -8099 | -8336 | 7640 | 14165 | -23821 | | | | | | | | | | |
| 1997 | 10737 | 3943 | 66589 | -12713 | -12595 | 15022 | 13947 | 26559 | 14212 | -5082 | -9167 | 8878 | 15163 | -23045 | | | | | | | | | | |
| 1997 Jan | 836 | 114 | 2677 | -866 | -561 | 282 | 967 | 858 | 970 | -674 | -685 | 689 | 1156 | -1117 | | | | | | | | | | |
| Feb | 891 | 316 | 4725 | -1161 | -1165 | 707 | 811 | 1939 | 734 | -452 | -638 | 545 | 1248 | -1391 | | | | | | | | | | |
| Mar | 822 | 405 | 5130 | -1006 | -597 | 1457 | 1164 | 2221 | 1221 | -568 | -820 | 620 | 1111 | -1891 | | | | | | | | | | |
| Apr | 954 | 326 | 5311 | -1045 | -1234 | 1407 | 817 | 2103 | 1350 | -404 | -905 | 766 | 1392 | -2244 | | | | | | | | | | |
| May | 601 | 398 | 4907 | -1242 | -920 | 1189 | 930 | 2452 | 1060 | -324 | -781 | 786 | 1264 | -1877 | | | | | | | | | | |
| Jun | 1036 | 323 | 6676 | -1069 | -1017 | 1698 | 1616 | 2135 | 1390 | -277 | -720 | 689 | 1500 | -3019 | | | | | | | | | | |
| Jul | 1850 | 359 | 6539 | -1197 | -1082 | 1911 | 1096 | 5588 | 1114 | -463 | -537 | 1019 | 1350 | -3085 | | | | | | | | | | |
| Aug | 478 | 443 | 4294 | -794 | -1054 | 247 | 1147 | 2634 | 1031 | -697 | -712 | 709 | 848 | -1699 | | | | | | | | | | |
| Sep | 1661 | 246 | 7738 | -1088 | -1669 | 1401 | 1554 | 497 | 1864 | -448 | -875 | 683 | 1523 | -1482 | | | | | | | | | | |
| Oct | 1309 | 336 | 5791 | -1232 | -1061 | 2683 | 1207 | 3053 | 1093 | -64 | -833 | 893 | 1511 | -1881 | | | | | | | | | | |
| Nov | 531 | 395 | 6568 | -989 | -850 | 824 | 1210 | 2014 | 912 | -328 | -726 | 893 | 1177 | -2367 | | | | | | | | | | |
| Dec | -231 | 282 | 6234 | -1025 | -1385 | 1216 | 1423 | 1064 | 1474 | -385 | -936 | 584 | 1084 | -992 | | | | | | | | | | |
| 1998 Jan | 1080 | 102 | 3029 | -949 | -1130 | 781 | 1069 | -105 | 929 | -634 | -644 | 707 | 1007 | -2589 | | | | | | | | | | |
| Feb | 855 | 259 | 6048 | -1133 | -1233 | 1042 | : | : | 872 | -521 | -775 | 950 | : | -3312 | | | | | | | | | | |
| Mar | : | : | : | : | -1588 | : | : | : | : | : | : | : | : | : | | | | | | | | | | |

INTRA-EU HANDEL
INTRA-EU TRADE
COMMERCE INTRA-UE



| | 1701 | Intra-EU Versendungen Mio ECU | | | | | Intra-EU dispatches Mio ECU | | | | | Expéditions intra-UE Mio ECU | | | | |
|----------|---------|----------------------------------|-------|--------|------|-------|--------------------------------|-------|--------|--------|-------|---------------------------------|-------|-------|--------|----|
| | | EU-15 | BL | DK | D | EL | E | F | IRL | I | NL | A | P | FIN | S | UK |
| 1994 | 897367 | 90525 | 23004 | 208169 | 4516 | 42970 | 130142 | 20994 | 92528 | 105838 | 24563 | 12092 | 14203 | 28599 | 99224 | |
| 1995 | 1019297 | 101998 | 25922 | 232722 | 5080 | 50827 | 145033 | 25274 | 102384 | 124167 | 29036 | 13952 | 17787 | 36629 | 108487 | |
| 1996 | 1066962 | 106404 | 26981 | 237061 | 4615 | 57287 | 149665 | 27101 | 110161 | 129287 | 29405 | 15623 | 17651 | 38196 | 117526 | |
| 1997 | 1155900 | 113114 | 29213 | 250276 | 4507 | 60718 | 165213 | 31900 | 114764 | 140401 | 32560 | 16380 | 19304 | 40410 | 137142 | |
| 1997 Jan | 88381 | 9055 | 2376 | 18885 | 375 | 4747 | 12877 | 2416 | 8046 | 10075 | 2523 | 1385 | 1543 | 3266 | 10810 | |
| Feb | 91554 | 9184 | 2292 | 20229 | 327 | 4521 | 13129 | 2339 | 8743 | 11031 | 2607 | 1329 | 1507 | 3231 | 11085 | |
| Mar | 96712 | 9851 | 2273 | 20644 | 352 | 5029 | 13951 | 2900 | 9323 | 11873 | 2583 | 1407 | 1513 | 3183 | 11830 | |
| Apr | 98946 | 10029 | 2519 | 20215 | 391 | 5610 | 14588 | 2588 | 9735 | 11919 | 2892 | 1424 | 1864 | 3598 | 11577 | |
| May | 93970 | 9088 | 2372 | 20637 | 441 | 5263 | 12929 | 2464 | 9722 | 11461 | 2454 | 1351 | 1604 | 3168 | 11014 | |
| Jun | 100848 | 10196 | 2435 | 22206 | 422 | 5300 | 14052 | 3027 | 10105 | 12116 | 2827 | 1459 | 1638 | 3451 | 11613 | |
| Jul | 97408 | 9176 | 2042 | 21317 | 400 | 4875 | 13993 | 2437 | 11770 | 11304 | 2787 | 1663 | 1445 | 2775 | 11423 | |
| Aug | 77280 | 7837 | 2407 | 18238 | 327 | 2929 | 9802 | 2266 | 6004 | 10434 | 2068 | 847 | 1441 | 3063 | 9618 | |
| Sep | 104180 | 10461 | 2705 | 21237 | 368 | 5329 | 15106 | 2828 | 10697 | 13351 | 3106 | 1372 | 1699 | 3798 | 12122 | |
| Oct | 109380 | 10427 | 2774 | 22857 | 423 | 6355 | 16559 | 2815 | 11166 | 12807 | 3237 | 1623 | 1844 | 3877 | 12618 | |
| Nov | 100052 | 9033 | 2658 | 22544 | 393 | 5641 | 13986 | 2837 | 9472 | 12041 | 2861 | 1369 | 1686 | 3659 | 11872 | |
| Dec | 97190 | 8777 | 2360 | 21267 | 289 | 5121 | 14241 | 2983 | 9981 | 11987 | 2614 | 1151 | 1518 | 3342 | 11559 | |
| 1998 Jan | 96684 | 9774 | 2428 | 21881 | 348 | 5264 | 14173 | 2722 | 7818 | 12299 | 2568 | 1279 | 1696 | 3484 | 10949 | |
| Feb | : | 9940 | 2407 | 22748 | 470 | 5558 | 14396 | : | : | 12213 | 2750 | 1272 | 1763 | : | 11449 | |
| Mar | : | : | : | : | : | 6149 | : | : | : | : | : | : | : | : | : | |

| | 1702 | Intra-EU Eingänge Mio ECU | | | | | Intra-EU arrivals Mio ECU | | | | | Arrivées intra-UE Mio ECU | | | | |
|----------|---------|------------------------------|-------|--------|-------|-------|------------------------------|-------|--------|-------|-------|------------------------------|-------|-------|--------|----|
| | | EU-15 | BL | DK | D | EL | E | F | IRL | I | NL | A | P | FIN | S | UK |
| 1994 | 859231 | 80060 | 20809 | 189960 | 12276 | 49611 | 134545 | 14202 | 86263 | 77878 | 31781 | 16716 | 10746 | 27071 | 107315 | |
| 1995 | 975317 | 89063 | 25221 | 214119 | 13879 | 59467 | 151471 | 15978 | 95845 | 89495 | 38439 | 18436 | 14647 | 34125 | 115132 | |
| 1996 | 1022427 | 95196 | 25169 | 218063 | 13331 | 66128 | 156651 | 18062 | 100188 | 91976 | 40129 | 21152 | 16150 | 36118 | 124115 | |
| 1997 | 1094055 | 100487 | 28076 | 224345 | 14449 | 67275 | 165500 | 21211 | 111346 | 95529 | 42065 | 22273 | 17631 | 39038 | 144829 | |
| 1997 Jan | 80876 | 7869 | 2231 | 16977 | 978 | 4667 | 12646 | 1673 | 7437 | 6291 | 3156 | 1745 | 1248 | 2921 | 11037 | |
| Feb | 86922 | 8281 | 2126 | 18153 | 1133 | 5067 | 13335 | 1814 | 8416 | 7777 | 3404 | 1713 | 1394 | 3095 | 11213 | |
| Mar | 90870 | 8891 | 2193 | 18602 | 1099 | 5471 | 13829 | 1855 | 8847 | 8235 | 3471 | 1946 | 1466 | 3208 | 11758 | |
| Apr | 93541 | 8778 | 2403 | 17910 | 1129 | 6066 | 14335 | 1815 | 9502 | 8231 | 3794 | 1986 | 1596 | 3475 | 12521 | |
| May | 89954 | 8222 | 2246 | 19070 | 1429 | 5601 | 13222 | 1684 | 9623 | 7911 | 3152 | 1862 | 1416 | 3040 | 11479 | |
| Jun | 95440 | 8860 | 2422 | 19548 | 1239 | 5910 | 14096 | 1745 | 9988 | 8410 | 3584 | 1942 | 1444 | 3171 | 13081 | |
| Jul | 92861 | 7606 | 2040 | 19372 | 1406 | 5537 | 13978 | 1786 | 9513 | 7940 | 3674 | 1929 | 1356 | 2573 | 14151 | |
| Aug | 73659 | 6928 | 2114 | 16628 | 953 | 3456 | 10410 | 1529 | 5920 | 6908 | 3015 | 1313 | 1298 | 3008 | 10180 | |
| Sep | 95997 | 8621 | 2637 | 18004 | 1223 | 6269 | 14934 | 1769 | 10761 | 8530 | 3993 | 1927 | 1616 | 3597 | 12117 | |
| Oct | 103301 | 9071 | 2774 | 20908 | 1498 | 6970 | 15919 | 1910 | 10726 | 8643 | 3860 | 2214 | 1709 | 3856 | 13242 | |
| Nov | 95173 | 8448 | 2495 | 19667 | 1236 | 6173 | 14329 | 1885 | 9517 | 8434 | 3484 | 1872 | 1559 | 3650 | 12424 | |
| Dec | 95459 | 8913 | 2397 | 19506 | 1123 | 6090 | 14466 | 1746 | 11096 | 8219 | 3478 | 1825 | 1531 | 3444 | 11626 | |
| 1998 Jan | 89601 | 8332 | 2284 | 20598 | 1042 | 5537 | 13843 | 1745 | 7692 | 8037 | 3265 | 1623 | 1311 | 3166 | 11127 | |
| Feb | : | 8783 | 2278 | 19710 | 1181 | 6121 | 14264 | : | : | 8325 | 3546 | 1741 | 1507 | : | 11765 | |
| Mar | : | : | : | : | : | 6884 | : | : | : | : | : | : | : | : | : | |

INTRA-EU HANDEL
INTRA-EU TRADE
COMMERCE INTRA-UE



| | | 1703 Intra-EU Handelsbilanz Mio ECU | | | | | Intra-EU trade balances Mio ECU | | | | | Balances commerciales intra-UE Mio ECU | | | | |
|------|-----|--|------|-------|-------|-------|------------------------------------|-------|-------|-------|--------|---|------|------|-------|----|
| | | EU-15 | BL | DK | D | EL | E | F | IRL | I | NL | A | P | FIN | S | UK |
| 1994 | : | 10466 | 2194 | 18209 | -7760 | -6641 | -4402 | 6793 | 6265 | 27960 | -7217 | -4623 | 3457 | 1527 | -8091 | |
| 1995 | : | 12935 | 700 | 18604 | -8799 | -8640 | -6438 | 9296 | 6538 | 34672 | -9403 | -4484 | 3140 | 2503 | -6644 | |
| 1996 | : | 11208 | 1813 | 18998 | -8716 | -8841 | -6986 | 9039 | 9972 | 37311 | -10724 | -5529 | 1500 | 2078 | -6589 | |
| 1997 | : | 12627 | 1137 | 25931 | -9941 | -6558 | -287 | 10689 | 3418 | 44872 | -9506 | -5893 | 1673 | 1372 | -7687 | |
| 1997 | Jan | 1187 | 145 | 1909 | -604 | 80 | 231 | 743 | 610 | 3784 | -633 | -360 | 296 | 345 | -227 | |
| | Feb | 903 | 165 | 2076 | -807 | -546 | -206 | 525 | 327 | 3254 | -797 | -384 | 113 | 136 | -128 | |
| | Mar | 960 | 81 | 2042 | -747 | -442 | 122 | 1045 | 476 | 3639 | -888 | -539 | 47 | -25 | 72 | |
| | Apr | 1251 | 116 | 2305 | -738 | -456 | 252 | 773 | 233 | 3688 | -902 | -562 | 268 | 123 | -944 | |
| | May | 867 | 127 | 1567 | -988 | -338 | -293 | 780 | 99 | 3551 | -698 | -511 | 189 | 128 | -464 | |
| | Jun | 1335 | 13 | 2658 | -816 | -610 | -44 | 1282 | 117 | 3706 | -757 | -483 | 195 | 279 | -1468 | |
| | Jul | 1569 | 2 | 1945 | -1007 | -563 | 15 | 652 | 2257 | 3364 | -887 | -265 | 90 | 203 | -2728 | |
| | Aug | 909 | 293 | 1610 | -625 | -527 | -609 | 737 | 84 | 3525 | -947 | -465 | 143 | 55 | -562 | |
| | Sep | 1841 | 68 | 3233 | -856 | -940 | 172 | 1059 | -64 | 4821 | -888 | -555 | 83 | 202 | 5 | |
| | Oct | 1356 | 0 | 1948 | -1076 | -615 | 640 | 904 | 439 | 4164 | -623 | -591 | 135 | 21 | -623 | |
| | Nov | 585 | 164 | 2877 | -843 | -532 | -343 | 951 | -44 | 3606 | -623 | -503 | 127 | 8 | -552 | |
| | Dec | -135 | -37 | 1761 | -835 | -969 | -226 | 1237 | -1116 | 3769 | -863 | -674 | -12 | -102 | -67 | |
| 1998 | Jan | 1442 | 145 | 1284 | -694 | -273 | 330 | 977 | 125 | 4262 | -697 | -344 | 385 | 318 | -178 | |
| | Feb | 1157 | 128 | 3038 | -712 | -563 | 131 | : | : | 3888 | -797 | -469 | 256 | : | -316 | |
| | Mar | : | : | : | : | -735 | : | : | : | : | : | : | : | : | : | |

EXTRA-EU HANDEL
EXTRA-EU TRADE
COMMERCE EXTRA- UE



| | 1801 | Extra-EU Ausfuhren Mio ECU | | | | | | | | | | Extra-EU exports Mio ECU | | | | | Exportations extra-UE Mio ECU | | |
|------|------|-------------------------------|-------|-------|--------|------|-------|--------|-------|-------|-------|-----------------------------|------|-------|-------|--------|----------------------------------|--|--|
| | | EU-15 | BL | DK | D | EL | E | F | IRL | I | NL | A | P | FIN | S | UK | | | |
| 1994 | | 526143 | 29958 | 12095 | 150745 | 3389 | 21507 | 79810 | 7586 | 68346 | 29414 | 13328 | 3031 | 10820 | 22935 | 73181 | | | |
| 1995 | | 573277 | 31257 | 12998 | 167474 | 3371 | 23980 | 85212 | 8904 | 76335 | 31161 | 15106 | 3467 | 13168 | 24870 | 75975 | | | |
| 1996 | | 625084 | 32512 | 13511 | 176130 | 4242 | 27538 | 90634 | 10960 | 88534 | 31056 | 16448 | 3765 | 14737 | 28680 | 86337 | | | |
| 1997 | | 717938 | 37782 | 14544 | 201076 | 5366 | 27707 | 100958 | 14665 | 95470 | 36949 | 19829 | 4047 | 17071 | 32399 | 110077 | | | |
| 1996 | Dec | 54133 | 2763 | 1054 | 14533 | 418 | 2507 | 8613 | 916 | 7482 | 2712 | 1457 | 301 | 1233 | 2417 | 7729 | | | |
| 1997 | Jan | 50241 | 2864 | 1027 | 14066 | 354 | 1869 | 6782 | 970 | 6167 | 2755 | 1056 | 298 | 1148 | 2278 | 8607 | | | |
| | Feb | 52410 | 3060 | 1089 | 14570 | 327 | 1833 | 7202 | 978 | 7131 | 2782 | 1610 | 286 | 1116 | 2436 | 7989 | | | |
| | Mar | 56431 | 3201 | 1173 | 15465 | 350 | 2403 | 8350 | 1050 | 7483 | 3011 | 1599 | 313 | 1382 | 2577 | 8073 | | | |
| | Apr | 61246 | 3324 | 1275 | 17197 | 384 | 2331 | 8776 | 1185 | 8014 | 2618 | 1799 | 326 | 1377 | 2980 | 9660 | | | |
| | May | 57922 | 3132 | 1218 | 15439 | 474 | 2216 | 8124 | 1131 | 8352 | 3118 | 1520 | 325 | 1365 | 2589 | 8921 | | | |
| | Jun | 60844 | 3072 | 1252 | 17209 | 414 | 2312 | 8840 | 1248 | 8079 | 3304 | 1718 | 361 | 1342 | 2786 | 8908 | | | |
| | Jul | 66921 | 3496 | 1242 | 18453 | 511 | 2622 | 9109 | 1387 | 9654 | 3376 | 1754 | 400 | 1691 | 2417 | 10809 | | | |
| | Aug | 53158 | 2504 | 1101 | 15164 | 429 | 1892 | 7075 | 1258 | 6719 | 2865 | 1447 | 303 | 1355 | 2355 | 8694 | | | |
| | Sep | 64148 | 3356 | 1291 | 18944 | 525 | 2326 | 9135 | 1507 | 7683 | 3419 | 1803 | 332 | 1560 | 3036 | 9229 | | | |
| | Oct | 69187 | 3657 | 1413 | 18964 | 609 | 2879 | 10149 | 1375 | 9373 | 3321 | 2001 | 391 | 1713 | 3275 | 10067 | | | |
| | Nov | 61603 | 3101 | 1247 | 17740 | 461 | 2531 | 8054 | 1374 | 8464 | 3146 | 1760 | 383 | 1601 | 2954 | 8787 | | | |
| | Dec | 63828 | 3014 | 1216 | 17865 | 527 | 2492 | 9362 | 1200 | 8352 | 3233 | 1763 | 328 | 1422 | 2717 | 10334 | | | |
| 1998 | Jan | 53597 | 3148 | 1056 | 15513 | 347 | 2017 | 7728 | 1274 | 6269 | 2913 | 1343 | 310 | 1127 | 2333 | 8219 | | | |
| | Feb | 57558 | 3195 | 1121 | 16369 | 351 | 2270 | 8466 | 1371 | 7367 | 3073 | 1573 | 316 | 1449 | 2627 | 8009 | | | |

| | 1802 | Extra-EU Einfuhren Mio ECU | | | | | | | | | | Extra-EU imports Mio ECU | | | | | Importations extra-UE Mio ECU | | |
|------|------|-------------------------------|-------|-------|--------|------|-------|-------|-------|-------|-------|-----------------------------|------|------|-------|--------|----------------------------------|--|--|
| | | EU-15 | BL | DK | D | EL | E | F | IRL | I | NL | A | P | FIN | S | UK | | | |
| 1994 | | 518940 | 29809 | 9362 | 130664 | 5805 | 25094 | 70875 | 7329 | 55951 | 48506 | 14701 | 6034 | 8891 | 16453 | 89468 | | | |
| 1995 | | 545253 | 34263 | 9900 | 140521 | 5921 | 27335 | 69774 | 8746 | 61638 | 52118 | 12201 | 6495 | 7883 | 15596 | 92861 | | | |
| 1996 | | 581464 | 35635 | 10501 | 143503 | 7911 | 29305 | 74369 | 9025 | 63831 | 58231 | 13823 | 6572 | 8596 | 16593 | 103569 | | | |
| 1997 | | 667335 | 39672 | 11738 | 160417 | 8138 | 33744 | 85649 | 11406 | 72329 | 67608 | 15405 | 7321 | 9866 | 18608 | 125434 | | | |
| 1996 | Dec | 48419 | 2847 | 852 | 11345 | 725 | 2264 | 6569 | 786 | 5176 | 4945 | 1738 | 537 | 858 | 1360 | 8417 | | | |
| 1997 | Jan | 53099 | 3215 | 1058 | 13297 | 616 | 2509 | 6732 | 746 | 5919 | 5569 | 1096 | 623 | 755 | 1467 | 9496 | | | |
| | Feb | 49931 | 3072 | 938 | 11921 | 682 | 2452 | 6289 | 692 | 5519 | 5302 | 1265 | 540 | 684 | 1324 | 9251 | | | |
| | Mar | 53003 | 3339 | 849 | 12378 | 609 | 2558 | 7015 | 931 | 5738 | 5429 | 1278 | 594 | 809 | 1440 | 10036 | | | |
| | Apr | 58056 | 3621 | 1065 | 14191 | 691 | 3109 | 7621 | 1140 | 6143 | 4957 | 1300 | 669 | 879 | 1711 | 10960 | | | |
| | May | 53496 | 3397 | 947 | 12099 | 728 | 2798 | 6642 | 981 | 5999 | 5609 | 1146 | 595 | 757 | 1453 | 10333 | | | |
| | Jun | 55290 | 3372 | 942 | 13191 | 666 | 2719 | 7098 | 914 | 6061 | 5620 | 1237 | 598 | 847 | 1565 | 10459 | | | |
| | Jul | 57005 | 3216 | 885 | 13858 | 702 | 3041 | 7212 | 944 | 6323 | 5627 | 1330 | 671 | 761 | 1270 | 11165 | | | |
| | Aug | 49903 | 2935 | 951 | 12480 | 597 | 2419 | 6219 | 848 | 4168 | 5359 | 1197 | 549 | 788 | 1562 | 9831 | | | |
| | Sep | 60727 | 3536 | 1113 | 14439 | 757 | 3055 | 7907 | 1013 | 7122 | 6377 | 1364 | 652 | 960 | 1715 | 10716 | | | |
| | Oct | 62461 | 3704 | 1077 | 15121 | 765 | 3326 | 8106 | 1073 | 6759 | 6392 | 1442 | 632 | 954 | 1785 | 11324 | | | |
| | Nov | 57219 | 3154 | 1016 | 14049 | 607 | 2849 | 6887 | 1116 | 6406 | 5841 | 1465 | 606 | 835 | 1785 | 10602 | | | |
| | Dec | 57146 | 3110 | 896 | 13393 | 717 | 2909 | 7920 | 1010 | 6172 | 5528 | 1285 | 590 | 826 | 1531 | 11260 | | | |
| 1998 | Jan | 58027 | 3510 | 1099 | 13767 | 602 | 2874 | 7277 | 1183 | 6499 | 6246 | 1280 | 611 | 805 | 1645 | 10630 | | | |
| | Feb | 58095 | 3497 | 989 | 13359 | 772 | 2941 | 7555 | 1141 | 6593 | 6088 | 1297 | 621 | 755 | 1481 | 11005 | | | |

EXTRA-EU HANDEL
EXTRA-EU TRADE
COMMERCE EXTRA-UE



| | 1803 | Extra-EU Handelsbilanz | | | | | Extra-EU trade balances | | | | | Balances commerciales extra-UE | | | | |
|----------|-------|------------------------|------|-------|-------|-------|-------------------------|------|-------|--------|-------|--------------------------------|------|-------|--------|--|
| | | Mio ECU | | | | | Mio ECU | | | | | Mio ECU | | | | |
| | EU-15 | BL | DK | D | EL | E | F | IRL | I | NL | A | P | FIN | S | UK | |
| 1994 | 7203 | 149 | 2733 | 20081 | -2415 | -3587 | 8936 | 256 | 12395 | -19092 | -1373 | -3003 | 1929 | 6481 | -16287 | |
| 1995 | 28025 | -3006 | 3098 | 26953 | -2550 | -3355 | 15438 | 158 | 14697 | -20957 | 2905 | -3029 | 5285 | 9274 | -16886 | |
| 1996 | 43620 | -3123 | 3010 | 32627 | -3669 | -1767 | 16265 | 1935 | 24703 | -27175 | 2625 | -2806 | 6140 | 12087 | -17232 | |
| 1997 | 50603 | -1890 | 2806 | 40658 | -2772 | -6037 | 15309 | 3259 | 23141 | -30660 | 4424 | -3273 | 7205 | 13791 | -15357 | |
| 1996 Dec | 5715 | -84 | 202 | 3187 | -308 | 243 | 2044 | 130 | 2306 | -2234 | -281 | -236 | 375 | 1057 | -688 | |
| 1997 Jan | -2859 | -351 | -31 | 768 | -262 | -640 | 50 | 223 | 249 | -2814 | -41 | -325 | 393 | 811 | -890 | |
| Feb | 2479 | -13 | 151 | 2649 | -355 | -619 | 913 | 287 | 1612 | -2520 | 345 | -254 | 432 | 1112 | -1263 | |
| Mar | 3428 | -138 | 324 | 3088 | -259 | -155 | 1335 | 119 | 1745 | -2418 | 320 | -281 | 573 | 1137 | -1963 | |
| Apr | 3190 | -297 | 210 | 3007 | -307 | -777 | 1155 | 45 | 1871 | -2339 | 498 | -343 | 498 | 1269 | -1300 | |
| May | 4427 | -266 | 271 | 3340 | -254 | -582 | 1482 | 150 | 2353 | -2491 | 374 | -270 | 598 | 1136 | -1413 | |
| Jun | 5554 | -300 | 310 | 4018 | -252 | -407 | 1742 | 334 | 2018 | -2316 | 480 | -237 | 494 | 1221 | -1552 | |
| Jul | 9915 | 280 | 357 | 4595 | -190 | -419 | 1896 | 444 | 3331 | -2250 | 424 | -271 | 929 | 1147 | -357 | |
| Aug | 3255 | -431 | 150 | 2683 | -169 | -527 | 856 | 410 | 2551 | -2494 | 250 | -246 | 566 | 793 | -1136 | |
| Sep | 3420 | -180 | 178 | 4505 | -232 | -729 | 1229 | 495 | 561 | -2958 | 439 | -320 | 600 | 1321 | -1488 | |
| Oct | 6727 | -47 | 336 | 3843 | -156 | -446 | 2043 | 303 | 2614 | -3071 | 559 | -241 | 759 | 1490 | -1258 | |
| Nov | 4384 | -54 | 231 | 3692 | -146 | -319 | 1166 | 258 | 2058 | -2695 | 295 | -223 | 766 | 1169 | -1815 | |
| Dec | 6682 | -95 | 319 | 4472 | -190 | -416 | 1442 | 191 | 2180 | -2295 | 479 | -262 | 596 | 1186 | -925 | |
| 1998 Jan | -4430 | -362 | -43 | 1746 | -255 | -857 | 451 | 91 | -231 | -3333 | 63 | -300 | 322 | 689 | -2411 | |
| Feb | -537 | -302 | 131 | 3010 | -421 | -670 | 910 | 231 | 775 | -3016 | 276 | -305 | 694 | 1146 | -2996 | |

AUSSENHANDEL NACH PARTNERLÄNDERN
EXTERNAL TRADE BY PARTNER COUNTRY
COMMERCE EXTÉRIEUR PAR PAYS PARTENAIRE



| | Ausfuhren nach USA Mio ECU | | | | | | | | | | | | | | | |
|----------|-------------------------------|------|------|-------|-----|------|-------|------|-------|------|------|-----|------|------|-------|--|
| | EU-15 | BL | DK | D | EL | E | F | IRL | I | NL | A | P | FIN | S | UK | |
| 1994 | 103387 | 5878 | 1837 | 28146 | 382 | 2981 | 14627 | 2327 | 12372 | 5353 | 1319 | 785 | 1766 | 3889 | 21724 | |
| 1995 | 103315 | 4747 | 1528 | 29159 | 257 | 2928 | 13684 | 2791 | 12809 | 4930 | 1312 | 807 | 2045 | 4574 | 21744 | |
| 1996 | 114417 | 5840 | 1637 | 31469 | 358 | 3370 | 14592 | 3517 | 14427 | 5005 | 1462 | 854 | 2599 | 5520 | 23766 | |
| 1997 | 140698 | 7418 | 1991 | 38994 | 429 | 4018 | 17846 | 5259 | 16680 | 6272 | 1922 | 987 | 2562 | 6049 | 30270 | |
| 1996 Dec | 9521 | 426 | 130 | 2501 | 36 | 295 | 1218 | 305 | 1124 | 431 | 119 | 69 | 218 | 399 | 2250 | |
| 1997 Jan | 9913 | 528 | 132 | 2655 | 34 | 283 | 1194 | 306 | 1091 | 465 | 106 | 64 | 154 | 428 | 2473 | |
| Feb | 10436 | 613 | 135 | 2886 | 31 | 265 | 1270 | 392 | 1321 | 445 | 150 | 67 | 155 | 499 | 2206 | |
| Mar | 10795 | 599 | 140 | 3072 | 30 | 286 | 1365 | 382 | 1313 | 502 | 145 | 68 | 193 | 505 | 2196 | |
| Apr | 12056 | 620 | 187 | 3434 | 35 | 349 | 1524 | 423 | 1326 | 372 | 153 | 92 | 204 | 570 | 2768 | |
| May | 11264 | 601 | 176 | 2956 | 59 | 348 | 1293 | 375 | 1379 | 515 | 144 | 86 | 183 | 465 | 2684 | |
| Jun | 11830 | 543 | 149 | 3200 | 40 | 330 | 1744 | 421 | 1409 | 582 | 153 | 94 | 199 | 530 | 2437 | |
| Jul | 13315 | 713 | 229 | 3547 | 29 | 416 | 1669 | 547 | 1694 | 601 | 168 | 104 | 427 | 418 | 2752 | |
| Aug | 10469 | 462 | 160 | 2787 | 37 | 287 | 1380 | 482 | 1253 | 489 | 136 | 83 | 168 | 441 | 2305 | |
| Sep | 12944 | 695 | 168 | 3752 | 32 | 349 | 1792 | 557 | 1331 | 641 | 179 | 87 | 212 | 571 | 2577 | |
| Oct | 13800 | 732 | 184 | 3777 | 38 | 421 | 1857 | 510 | 1738 | 551 | 229 | 97 | 252 | 587 | 2826 | |
| Nov | 11783 | 654 | 167 | 3415 | 28 | 337 | 1262 | 512 | 1413 | 572 | 183 | 71 | 193 | 556 | 2420 | |
| Dec | 12093 | 658 | 165 | 3513 | 37 | 347 | 1495 | 350 | 1412 | 529 | 177 | 74 | 222 | 479 | 2626 | |
| 1998 Jan | 11290 | 787 | 145 | 3180 | 27 | 298 | 1445 | 536 | 1186 | 495 | 162 | 70 | 161 | 391 | 2407 | |
| Feb | 12724 | 677 | 151 | 3558 | 36 | 323 | 1611 | 612 | 1385 | 534 | 177 | 78 | 422 | 574 | 2586 | |

| | Einfuhren aus den USA Mio ECU | | | | | | | | | | | | | | | |
|----------|----------------------------------|-------|------|-------|-----|------|-------|------|------|-------|------|-----|------|------|-------|--|
| | EU-15 | BL | DK | D | EL | E | F | IRL | I | NL | A | P | FIN | S | UK | |
| 1994 | 99945 | 6334 | 1253 | 18628 | 579 | 4651 | 15029 | 3587 | 6538 | 10202 | 2033 | 821 | 1497 | 3710 | 25083 | |
| 1995 | 103674 | 7833 | 1525 | 19259 | 638 | 4797 | 14350 | 3961 | 7542 | 11619 | 1579 | 834 | 1174 | 3059 | 25504 | |
| 1996 | 112781 | 8862 | 1642 | 20494 | 744 | 5100 | 15248 | 3866 | 8000 | 12587 | 1754 | 870 | 1433 | 3426 | 28755 | |
| 1997 | 136480 | 10373 | 1905 | 23330 | 858 | 5740 | 19279 | 4625 | 9138 | 15743 | 2085 | 969 | 1683 | 3677 | 37075 | |
| 1996 Dec | 9101 | 692 | 161 | 1554 | 63 | 368 | 1319 | 307 | 630 | 1048 | 181 | 91 | 141 | 258 | 2288 | |
| 1997 Jan | 10217 | 818 | 194 | 1790 | 75 | 427 | 1366 | 297 | 731 | 1217 | 180 | 75 | 102 | 288 | 2658 | |
| Feb | 10227 | 827 | 184 | 1667 | 71 | 501 | 1309 | 293 | 622 | 1210 | 166 | 64 | 110 | 268 | 2934 | |
| Mar | 11795 | 892 | 131 | 1849 | 80 | 538 | 1681 | 360 | 792 | 1271 | 152 | 96 | 150 | 279 | 3522 | |
| Apr | 12904 | 974 | 205 | 2528 | 75 | 640 | 1872 | 482 | 853 | 1165 | 188 | 97 | 135 | 349 | 3341 | |
| May | 11156 | 890 | 156 | 1829 | 70 | 395 | 1495 | 429 | 812 | 1355 | 140 | 74 | 128 | 300 | 3085 | |
| Jun | 11331 | 860 | 128 | 1809 | 62 | 457 | 1523 | 360 | 737 | 1315 | 166 | 83 | 133 | 376 | 3324 | |
| Jul | 11115 | 830 | 127 | 1957 | 74 | 481 | 1533 | 367 | 792 | 1203 | 164 | 77 | 129 | 256 | 3126 | |
| Aug | 9686 | 777 | 127 | 1795 | 44 | 293 | 1375 | 347 | 508 | 1132 | 146 | 96 | 107 | 312 | 2626 | |
| Sep | 11883 | 902 | 173 | 2007 | 120 | 407 | 1725 | 364 | 867 | 1543 | 155 | 73 | 189 | 313 | 3046 | |
| Oct | 12554 | 987 | 177 | 2146 | 66 | 622 | 1862 | 413 | 790 | 1561 | 193 | 84 | 201 | 331 | 3120 | |
| Nov | 11839 | 865 | 174 | 2081 | 56 | 490 | 1650 | 461 | 845 | 1415 | 303 | 77 | 148 | 316 | 2959 | |
| Dec | 11771 | 753 | 127 | 1871 | 64 | 489 | 1887 | 453 | 789 | 1357 | 131 | 72 | 153 | 290 | 3334 | |
| 1998 Jan | 11901 | 914 | 151 | 2080 | 69 | 534 | 1667 | 490 | 804 | 1400 | 171 | 76 | 128 | 311 | 3105 | |
| Feb | 12945 | 979 | 188 | 2216 | 71 | 539 | 1729 | 502 | 919 | 1460 | 159 | 83 | 139 | 291 | 3670 | |

AUSSENHANDEL NACH PARTNERLÄNDERN
EXTERNAL TRADE BY PARTNER COUNTRY
COMMERCE EXTÉRIEUR PAR PAYS PARTENAIRE



| | Ausfuhren nach Japan 1903 Mio ECU | | | | | Exports to Japan Mio ECU | | | | | Exportations vers le Japon Mio ECU | | | | |
|----------|--------------------------------------|------|------|-------|----|-----------------------------|------|------|------|------|---------------------------------------|-----|-----|------|------|
| | EU-15 | BL | DK | D | EL | E | F | IRL | I | NL | A | P | FIN | S | UK |
| 1994 | 28991 | 1543 | 1344 | 9315 | 79 | 755 | 3945 | 895 | 3407 | 1372 | 585 | 114 | 512 | 1297 | 3826 |
| 1995 | 32896 | 1650 | 1394 | 10058 | 64 | 923 | 4335 | 992 | 4065 | 1580 | 593 | 136 | 781 | 1806 | 4520 |
| 1996 | 35666 | 1915 | 1319 | 11099 | 65 | 898 | 4275 | 1082 | 4373 | 1628 | 712 | 141 | 838 | 2137 | 5185 |
| 1997 | 36026 | 1811 | 1402 | 10426 | 65 | 955 | 4374 | 1466 | 4161 | 1697 | 660 | 133 | 688 | 2133 | 6054 |
| 1996 Dec | 2706 | 150 | 87 | 820 | 9 | 85 | 337 | 89 | 288 | 153 | 55 | 11 | 62 | 137 | 423 |
| 1997 Jan | 3046 | 167 | 90 | 1001 | 7 | 93 | 319 | 94 | 324 | 146 | 42 | 10 | 66 | 222 | 466 |
| Feb | 3092 | 190 | 130 | 882 | 5 | 82 | 409 | 90 | 395 | 148 | 56 | 11 | 56 | 174 | 464 |
| Mar | 3183 | 141 | 150 | 904 | 7 | 91 | 362 | 107 | 359 | 143 | 60 | 9 | 53 | 318 | 478 |
| Apr | 3199 | 162 | 151 | 932 | 5 | 78 | 383 | 119 | 362 | 119 | 62 | 10 | 65 | 227 | 524 |
| May | 2719 | 164 | 133 | 726 | 4 | 67 | 301 | 110 | 322 | 134 | 61 | 10 | 65 | 173 | 449 |
| Jun | 3053 | 135 | 166 | 862 | 3 | 110 | 366 | 163 | 344 | 149 | 59 | 10 | 53 | 167 | 466 |
| Jul | 3401 | 186 | 139 | 962 | 9 | 91 | 426 | 135 | 442 | 149 | 74 | 15 | 59 | 154 | 561 |
| Aug | 2641 | 125 | 99 | 736 | 3 | 41 | 302 | 112 | 320 | 143 | 44 | 10 | 49 | 124 | 532 |
| Sep | 3038 | 150 | 91 | 889 | 5 | 69 | 379 | 184 | 359 | 146 | 54 | 10 | 48 | 153 | 502 |
| Oct | 3231 | 136 | 101 | 931 | 5 | 75 | 450 | 127 | 381 | 150 | 57 | 11 | 76 | 142 | 587 |
| Nov | 2594 | 122 | 61 | 813 | 5 | 83 | 269 | 110 | 302 | 124 | 46 | 16 | 48 | 138 | 457 |
| Dec | 2830 | 132 | 91 | 788 | 8 | 76 | 406 | 115 | 251 | 145 | 44 | 12 | 50 | 141 | 569 |
| 1998 Jan | 2586 | 133 | 75 | 802 | 6 | 67 | 345 | 105 | 271 | 144 | 35 | 11 | 44 | 138 | 411 |
| Feb | 2642 | 123 | 73 | 797 | 3 | 81 | 360 | 92 | 328 | 132 | 36 | 11 | 36 | 143 | 427 |

| | Einfuhren aus Japan 1904 Mio ECU | | | | | Imports from Japan Mio ECU | | | | | Importations depuis le Japon Mio ECU | | | | |
|----------|-------------------------------------|------|-----|-------|-----|-------------------------------|------|------|------|------|---|-----|------|------|-------|
| | EU-15 | BL | DK | D | EL | E | F | IRL | I | NL | A | P | FIN | S | UK |
| 1994 | 53764 | 2884 | 900 | 15291 | 691 | 2110 | 5087 | 913 | 3329 | 4996 | 1989 | 648 | 1276 | 2059 | 11593 |
| 1995 | 54299 | 3558 | 802 | 15979 | 519 | 2193 | 5178 | 1176 | 3426 | 5585 | 866 | 561 | 1117 | 1719 | 11620 |
| 1996 | 52507 | 3299 | 704 | 15526 | 716 | 2025 | 4681 | 1190 | 3128 | 6241 | 820 | 599 | 1001 | 1538 | 11038 |
| 1997 | 59264 | 3320 | 750 | 16496 | 838 | 2205 | 5333 | 1850 | 3721 | 7073 | 798 | 739 | 1146 | 1824 | 13171 |
| 1996 Dec | 4166 | 246 | 48 | 1135 | 53 | 168 | 380 | 136 | 232 | 529 | 70 | 51 | 86 | 115 | 917 |
| 1997 Jan | 4501 | 287 | 77 | 1328 | 42 | 168 | 388 | 122 | 298 | 542 | 67 | 69 | 88 | 147 | 878 |
| Feb | 4298 | 262 | 42 | 1270 | 41 | 142 | 358 | 105 | 245 | 559 | 66 | 46 | 81 | 121 | 962 |
| Mar | 4731 | 302 | 60 | 1302 | 70 | 147 | 448 | 161 | 296 | 585 | 82 | 58 | 102 | 148 | 969 |
| Apr | 5208 | 304 | 84 | 1512 | 54 | 206 | 497 | 171 | 349 | 509 | 69 | 59 | 96 | 174 | 1124 |
| May | 4787 | 277 | 55 | 1205 | 80 | 204 | 425 | 159 | 334 | 606 | 63 | 60 | 97 | 136 | 1088 |
| Jun | 4929 | 299 | 55 | 1323 | 117 | 191 | 449 | 155 | 305 | 593 | 58 | 61 | 98 | 138 | 1084 |
| Jul | 4919 | 265 | 58 | 1355 | 66 | 205 | 440 | 165 | 327 | 545 | 63 | 67 | 86 | 111 | 1166 |
| Aug | 4586 | 236 | 71 | 1278 | 67 | 127 | 353 | 127 | 197 | 545 | 78 | 58 | 97 | 167 | 1184 |
| Sep | 5261 | 269 | 62 | 1459 | 64 | 217 | 484 | 181 | 390 | 621 | 73 | 67 | 106 | 178 | 1090 |
| Oct | 5725 | 293 | 59 | 1552 | 84 | 216 | 565 | 174 | 374 | 709 | 65 | 53 | 104 | 194 | 1285 |
| Nov | 5220 | 250 | 75 | 1482 | 94 | 197 | 428 | 187 | 299 | 647 | 42 | 70 | 94 | 164 | 1190 |
| Dec | 5100 | 276 | 51 | 1431 | 58 | 186 | 498 | 143 | 307 | 611 | 72 | 72 | 97 | 146 | 1151 |
| 1998 Jan | 5289 | 323 | 64 | 1443 | 57 | 212 | 431 | 168 | 382 | 703 | 72 | 68 | 102 | 142 | 1122 |
| Feb | 4904 | 316 | 61 | 1387 | 41 | 186 | 383 | 166 | 314 | 634 | 70 | 53 | 89 | 124 | 1080 |

AUSSENHANDEL NACH PARTNERLÄNDERN
EXTERNAL TRADE BY PARTNER COUNTRY
COMMERCE EXTÉRIEUR PAR PAYS PARTENAIRE



| | 1905 | Ausfuhren in die Mittelmeerländer Mio ECU | | | | | Exports to Mediterranean Basin countries Mio ECU | | | | | Exportations vers les pays du bassin méditerranéen Mio ECU | | | | |
|------|------|---|------|-----|-------|------|--|-------|-----|-------|------|--|-----|-----|------|------|
| | | EU-15 | BL | DK | D | EL | E | F | IRL | I | NL | A | P | FIN | S | UK |
| 1994 | | 58198 | 4574 | 644 | 13327 | 1238 | 3471 | 10891 | 446 | 12375 | 2906 | 1673 | 323 | 464 | 1000 | 4865 |
| 1995 | | 64552 | 4722 | 705 | 14943 | 1219 | 4134 | 11997 | 535 | 13490 | 3186 | 1946 | 349 | 602 | 1232 | 5493 |
| 1996 | | 72884 | 5331 | 748 | 16680 | 1864 | 4400 | 13201 | 556 | 15585 | 3356 | 2216 | 340 | 641 | 1627 | 6338 |
| 1997 | | 83396 | 6254 | 773 | 19248 | 2166 | 4687 | 14666 | 678 | 16973 | 3833 | 2979 | 379 | 849 | 1928 | 7985 |
| 1996 | Dec | 6788 | 535 | 59 | 1456 | 186 | 400 | 1357 | 58 | 1424 | 288 | 236 | 27 | 59 | 179 | 526 |
| 1997 | Jan | 5649 | 467 | 51 | 1308 | 152 | 313 | 1027 | 40 | 1050 | 284 | 136 | 28 | 50 | 113 | 631 |
| | Feb | 5821 | 484 | 55 | 1297 | 155 | 314 | 997 | 40 | 1217 | 280 | 228 | 29 | 52 | 139 | 537 |
| | Mar | 6460 | 538 | 82 | 1339 | 154 | 373 | 1219 | 39 | 1366 | 306 | 225 | 28 | 62 | 142 | 586 |
| | Apr | 6940 | 500 | 71 | 1594 | 168 | 390 | 1265 | 65 | 1370 | 272 | 266 | 25 | 62 | 164 | 729 |
| | May | 6865 | 540 | 61 | 1475 | 230 | 360 | 1244 | 58 | 1482 | 297 | 241 | 27 | 68 | 125 | 656 |
| | Jun | 7307 | 511 | 57 | 1789 | 168 | 410 | 1338 | 40 | 1453 | 347 | 256 | 35 | 73 | 189 | 643 |
| | Jul | 7879 | 555 | 62 | 1889 | 203 | 425 | 1223 | 78 | 1704 | 396 | 285 | 38 | 77 | 163 | 782 |
| | Aug | 5713 | 449 | 51 | 1398 | 140 | 305 | 895 | 53 | 1120 | 272 | 223 | 28 | 66 | 134 | 578 |
| | Sep | 7423 | 601 | 66 | 1859 | 187 | 397 | 1291 | 59 | 1360 | 343 | 268 | 32 | 88 | 185 | 687 |
| | Oct | 8019 | 591 | 73 | 1795 | 232 | 460 | 1415 | 65 | 1689 | 338 | 284 | 41 | 80 | 218 | 740 |
| | Nov | 7204 | 501 | 71 | 1691 | 161 | 440 | 1290 | 58 | 1505 | 312 | 254 | 33 | 78 | 164 | 644 |
| | Dec | 8116 | 518 | 74 | 1815 | 217 | 499 | 1461 | 83 | 1656 | 386 | 315 | 35 | 92 | 191 | 774 |
| 1998 | Jan | 6149 | 474 | 58 | 1436 | 144 | 390 | 1151 | 61 | 1095 | 306 | 178 | 32 | 55 | 123 | 645 |
| | Feb | 6889 | 535 | 66 | 1433 | 138 | 519 | 1417 | 67 | 1339 | 323 | 226 | 28 | 67 | 152 | 578 |

| | 1906 | Einfuhren aus den Mittelmeerländern Mio ECU | | | | | Imports from Mediterranean Basin countries Mio ECU | | | | | Importations depuis les pays du bassin méditerranéen Mio ECU | | | | |
|------|------|---|------|-----|-------|------|--|------|-----|-------|------|--|-----|-----|-----|------|
| | | EU-15 | BL | DK | D | EL | E | F | IRL | I | NL | A | P | FIN | S | UK |
| 1994 | | 44471 | 2400 | 396 | 11387 | 1065 | 3038 | 7735 | 119 | 10315 | 2358 | 1222 | 603 | 136 | 502 | 3196 |
| 1995 | | 44980 | 2549 | 282 | 11848 | 855 | 3247 | 8262 | 158 | 9735 | 2483 | 1142 | 573 | 102 | 317 | 3427 |
| 1996 | | 49570 | 2886 | 257 | 12498 | 1326 | 3553 | 8632 | 177 | 10963 | 2723 | 1512 | 572 | 117 | 323 | 4031 |
| 1997 | | 57162 | 3457 | 327 | 13407 | 1182 | 4286 | 9571 | 313 | 13906 | 3097 | 1707 | 556 | 175 | 393 | 4785 |
| 1996 | Dec | 4392 | 248 | 18 | 1073 | 68 | 259 | 738 | 20 | 1019 | 232 | 244 | 68 | 12 | 27 | 365 |
| 1997 | Jan | 5016 | 302 | 29 | 1222 | 104 | 366 | 782 | 18 | 1277 | 273 | 131 | 49 | 14 | 36 | 414 |
| | Feb | 4388 | 271 | 28 | 1013 | 77 | 297 | 694 | 19 | 1158 | 235 | 129 | 51 | 10 | 30 | 378 |
| | Mar | 4531 | 284 | 25 | 1069 | 125 | 319 | 796 | 20 | 1041 | 251 | 129 | 49 | 12 | 30 | 380 |
| | Apr | 5004 | 296 | 32 | 1113 | 92 | 407 | 881 | 27 | 1251 | 261 | 139 | 53 | 17 | 34 | 402 |
| | May | 4354 | 293 | 22 | 952 | 99 | 368 | 680 | 21 | 1073 | 256 | 137 | 27 | 8 | 28 | 389 |
| | Jun | 4784 | 297 | 25 | 1107 | 88 | 370 | 911 | 24 | 1118 | 284 | 122 | 32 | 10 | 26 | 369 |
| | Jul | 4996 | 268 | 28 | 1233 | 86 | 350 | 936 | 26 | 1187 | 246 | 142 | 53 | 8 | 28 | 406 |
| | Aug | 4201 | 254 | 25 | 1036 | 108 | 323 | 694 | 26 | 876 | 268 | 139 | 34 | 12 | 31 | 374 |
| | Sep | 4995 | 335 | 35 | 1169 | 111 | 312 | 756 | 29 | 1281 | 274 | 158 | 51 | 15 | 36 | 434 |
| | Oct | 5094 | 289 | 29 | 1205 | 89 | 430 | 797 | 31 | 1186 | 293 | 180 | 64 | 19 | 39 | 444 |
| | Nov | 4826 | 275 | 26 | 1131 | 107 | 417 | 737 | 34 | 1203 | 231 | 150 | 49 | 21 | 35 | 410 |
| | Dec | 4973 | 294 | 24 | 1156 | 96 | 327 | 907 | 38 | 1255 | 226 | 151 | 44 | 29 | 41 | 386 |
| 1998 | Jan | 4776 | 322 | 33 | 1100 | 91 | 303 | 755 | 28 | 1232 | 306 | 117 | 46 | 10 | 40 | 394 |
| | Feb | 5082 | 340 | 26 | 1011 | 131 | 344 | 1110 | 39 | 1112 | 265 | 127 | 48 | 22 | 42 | 464 |

AUSSENHANDEL NACH PARTNERLÄNDERN
EXTERNAL TRADE BY PARTNER COUNTRY
COMMERCE EXTÉRIEUR PAR PAYS PARTENAIRE



| | 1907 | Ausfuhren in die OPEC-Staaten Mio ECU | | | | | Exports to OPEC countries Mio ECU | | | | | Exportations vers les pays de l'OPEP Mio ECU | | | | |
|------|------|---------------------------------------|------|-----|-------|-----|-----------------------------------|------|-----|------|------|--|-----|-----|------|-------|
| | | EU-15 | BL | DK | D | EL | E | F | IRL | I | NL | A | P | FIN | S | UK |
| 1994 | | 38656 | 2030 | 603 | 9117 | 314 | 1911 | 7754 | 389 | 6042 | 2347 | 795 | 125 | 369 | 834 | 6026 |
| 1995 | | 39708 | 1780 | 650 | 8974 | 199 | 2085 | 8290 | 471 | 5781 | 2567 | 768 | 113 | 685 | 856 | 6487 |
| 1996 | | 42890 | 1882 | 649 | 8747 | 275 | 2207 | 8242 | 472 | 6713 | 2188 | 829 | 115 | 941 | 1249 | 8379 |
| 1997 | | 52065 | 2317 | 688 | 10187 | 245 | 2481 | 9494 | 573 | 7360 | 2645 | 949 | 116 | 980 | 1524 | 12506 |
| 1996 | Dec | 4518 | 200 | 64 | 802 | 30 | 214 | 1002 | 36 | 665 | 198 | 97 | 11 | 52 | 116 | 1029 |
| 1997 | Jan | 3656 | 185 | 61 | 678 | 20 | 163 | 692 | 40 | 451 | 190 | 47 | 10 | 63 | 93 | 964 |
| | Feb | 3683 | 173 | 60 | 688 | 15 | 163 | 807 | 35 | 548 | 186 | 83 | 7 | 44 | 95 | 778 |
| | Mar | 4134 | 217 | 51 | 787 | 19 | 192 | 843 | 38 | 590 | 242 | 75 | 5 | 245 | 105 | 726 |
| | Apr | 4310 | 204 | 71 | 800 | 19 | 217 | 964 | 51 | 654 | 227 | 80 | 7 | 83 | 135 | 796 |
| | May | 4125 | 188 | 68 | 782 | 14 | 219 | 693 | 52 | 657 | 226 | 85 | 8 | 61 | 121 | 949 |
| | Jun | 4309 | 195 | 51 | 880 | 22 | 209 | 739 | 48 | 641 | 219 | 80 | 12 | 54 | 142 | 1018 |
| | Jul | 4821 | 193 | 47 | 953 | 27 | 258 | 785 | 48 | 736 | 287 | 84 | 13 | 79 | 144 | 1167 |
| | Aug | 4010 | 164 | 50 | 837 | 20 | 167 | 550 | 52 | 542 | 196 | 70 | 8 | 63 | 109 | 1183 |
| | Sep | 4342 | 190 | 53 | 959 | 22 | 185 | 760 | 55 | 526 | 218 | 81 | 8 | 88 | 150 | 1047 |
| | Oct | 4831 | 225 | 60 | 942 | 20 | 231 | 883 | 60 | 699 | 220 | 81 | 15 | 83 | 149 | 1161 |
| | Nov | 4234 | 191 | 57 | 839 | 17 | 237 | 695 | 47 | 607 | 203 | 84 | 15 | 66 | 141 | 1034 |
| | Dec | 5612 | 192 | 60 | 1042 | 30 | 238 | 1084 | 48 | 709 | 230 | 99 | 8 | 50 | 139 | 1684 |
| 1998 | Jan | 3677 | 176 | 48 | 714 | 18 | 190 | 713 | 43 | 529 | 209 | 60 | 10 | 59 | 95 | 815 |
| | Feb | 3611 | 198 | 54 | 713 | 16 | 202 | 716 | 41 | 583 | 187 | 71 | 8 | 61 | 105 | 657 |

| | 1908 | Einfuhren aus den OPEC-Staaten Mio ECU | | | | | Imports from OPEC countries Mio ECU | | | | | Importations depuis les pays de l'OPEP Mio ECU | | | | |
|------|------|--|------|-----|------|------|-------------------------------------|------|-----|-------|------|--|------|-----|-----|------|
| | | EU-15 | BL | DK | D | EL | E | F | IRL | I | NL | A | P | FIN | S | UK |
| 1994 | | 42342 | 1471 | 209 | 6483 | 950 | 4487 | 7761 | 50 | 7394 | 7107 | 795 | 1274 | 81 | 717 | 3561 |
| 1995 | | 39236 | 1225 | 204 | 5665 | 782 | 4728 | 6964 | 61 | 7360 | 5923 | 665 | 1285 | 46 | 635 | 3692 |
| 1996 | | 45770 | 1369 | 214 | 6257 | 1311 | 5964 | 8171 | 48 | 8586 | 6799 | 945 | 1231 | 111 | 792 | 3971 |
| 1997 | | 51814 | 1747 | 272 | 6726 | 1118 | 6989 | 9063 | 84 | 11822 | 5975 | 950 | 1369 | 146 | 820 | 4733 |
| 1996 | Dec | 4318 | 130 | 18 | 559 | 142 | 515 | 773 | 3 | 872 | 640 | 190 | 105 | 5 | 67 | 300 |
| 1997 | Jan | 4675 | 159 | 24 | 603 | 106 | 594 | 827 | 5 | 1162 | 501 | 77 | 106 | 3 | 117 | 393 |
| | Feb | 4069 | 132 | 17 | 546 | 135 | 545 | 681 | 4 | 964 | 411 | 89 | 139 | 11 | 57 | 338 |
| | Mar | 3937 | 138 | 19 | 530 | 47 | 572 | 702 | 6 | 870 | 461 | 47 | 134 | 11 | 82 | 317 |
| | Apr | 4233 | 156 | 22 | 490 | 80 | 552 | 717 | 13 | 992 | 517 | 89 | 99 | 12 | 71 | 423 |
| | May | 3837 | 147 | 22 | 524 | 104 | 458 | 571 | 12 | 908 | 480 | 85 | 111 | 16 | 51 | 349 |
| | Jun | 3793 | 140 | 20 | 529 | 72 | 494 | 695 | 3 | 843 | 473 | 37 | 80 | 12 | 50 | 343 |
| | Jul | 4274 | 130 | 18 | 543 | 57 | 590 | 852 | 6 | 920 | 468 | 97 | 110 | 6 | 46 | 432 |
| | Aug | 4174 | 155 | 22 | 614 | 84 | 527 | 649 | 5 | 887 | 586 | 82 | 106 | 15 | 75 | 369 |
| | Sep | 4862 | 168 | 34 | 624 | 131 | 696 | 918 | 8 | 1057 | 567 | 77 | 137 | 10 | 43 | 392 |
| | Oct | 5041 | 142 | 30 | 643 | 119 | 705 | 949 | 6 | 1026 | 575 | 100 | 106 | 15 | 72 | 553 |
| | Nov | 4348 | 136 | 20 | 574 | 45 | 625 | 643 | 9 | 1033 | 501 | 94 | 130 | 15 | 119 | 404 |
| | Dec | 4571 | 145 | 24 | 506 | 140 | 632 | 858 | 5 | 1160 | 434 | 77 | 110 | 21 | 38 | 419 |
| 1998 | Jan | 4034 | 159 | 22 | 514 | 41 | 571 | 707 | 8 | 971 | 457 | 45 | 84 | 3 | 79 | 372 |
| | Feb | 4087 | 144 | 21 | 411 | 195 | 591 | 695 | 6 | 964 | 432 | 60 | 111 | 15 | 18 | 423 |

AUSSENHANDEL NACH PARTNERLÄNDERN
EXTERNAL TRADE BY PARTNER COUNTRY
COMMERCE EXTÉRIEUR PAR PAYS PARTENAIRE



| | Ausfuhren in die NIC ⁽¹⁾ Mio ECU | | | | | Exports to the NIC ⁽¹⁾ Mio ECU | | | | | | Exportations vers les NPI ⁽¹⁾ Mio ECU | | | | |
|------|--|-------|------|------|-------|--|------|------|------|------|------|---|-----|------|------|-------|
| | 1909 | EU-15 | BL | DK | D | EL | E | F | IRL | I | NL | A | P | FIN | S | UK |
| 1994 | | 43943 | 2655 | 843 | 12652 | 83 | 1358 | 5885 | 479 | 6433 | 3068 | 712 | 100 | 989 | 1499 | 7188 |
| 1995 | | 49144 | 2296 | 922 | 14439 | 78 | 1385 | 7234 | 517 | 7164 | 3333 | 839 | 157 | 1224 | 1697 | 7859 |
| 1996 | | 54011 | 2523 | 1103 | 15066 | 123 | 1653 | 7735 | 774 | 8371 | 3526 | 776 | 195 | 1481 | 2102 | 8581 |
| 1997 | | 60850 | 2933 | 1089 | 16028 | 117 | 1825 | 8918 | 1347 | 8188 | 4193 | 859 | 178 | 1624 | 2683 | 10867 |
| 1996 | Dec | 4765 | 244 | 90 | 1268 | 10 | 140 | 825 | 87 | 653 | 326 | 72 | 12 | 135 | 201 | 702 |
| 1997 | Jan | 4319 | 204 | 78 | 1200 | 9 | 119 | 601 | 82 | 552 | 289 | 51 | 11 | 103 | 168 | 852 |
| | Feb | 4560 | 226 | 81 | 1118 | 6 | 107 | 882 | 76 | 610 | 316 | 61 | 13 | 99 | 175 | 790 |
| | Mar | 4903 | 267 | 76 | 1316 | 12 | 114 | 818 | 74 | 673 | 347 | 70 | 16 | 112 | 224 | 785 |
| | Apr | 5294 | 270 | 100 | 1478 | 7 | 150 | 702 | 95 | 708 | 332 | 71 | 21 | 132 | 268 | 960 |
| | May | 5202 | 254 | 90 | 1294 | 12 | 152 | 789 | 109 | 758 | 373 | 73 | 17 | 120 | 222 | 939 |
| | Jun | 5198 | 238 | 94 | 1429 | 10 | 162 | 726 | 121 | 712 | 364 | 72 | 18 | 125 | 217 | 910 |
| | Jul | 5845 | 275 | 94 | 1488 | 16 | 199 | 911 | 120 | 886 | 381 | 72 | 19 | 105 | 210 | 1070 |
| | Aug | 4695 | 236 | 79 | 1224 | 9 | 169 | 588 | 117 | 579 | 387 | 77 | 11 | 123 | 220 | 876 |
| | Sep | 5179 | 271 | 97 | 1437 | 9 | 167 | 678 | 133 | 691 | 349 | 81 | 15 | 141 | 262 | 850 |
| | Oct | 5627 | 275 | 118 | 1398 | 9 | 200 | 790 | 157 | 790 | 364 | 95 | 14 | 172 | 283 | 963 |
| | Nov | 4917 | 210 | 91 | 1311 | 9 | 156 | 547 | 134 | 654 | 332 | 66 | 13 | 248 | 230 | 914 |
| | Dec | 5111 | 207 | 92 | 1335 | 9 | 129 | 886 | 131 | 575 | 359 | 70 | 12 | 144 | 205 | 959 |
| 1998 | Jan | 3961 | 163 | 66 | 1238 | 7 | 98 | 494 | 112 | 404 | 288 | 49 | 11 | 71 | 176 | 784 |
| | Feb | 4062 | 189 | 67 | 1037 | 15 | 87 | 742 | 109 | 458 | 302 | 55 | 9 | 103 | 196 | 691 |

| | Einfuhren aus den NIC Mio ECU | | | | | Imports from the NIC Mio ECU | | | | | | Importations depuis les NPI Mio ECU | | | | |
|------|----------------------------------|-------|------|-----|-------|---------------------------------|------|------|------|------|------|--|-----|-----|------|-------|
| | 1910 | EU-15 | BL | DK | D | EL | E | F | IRL | I | NL | A | P | FIN | S | UK |
| 1994 | | 35922 | 1141 | 741 | 10956 | 356 | 1211 | 3403 | 814 | 2093 | 4862 | 1059 | 284 | 575 | 1229 | 7197 |
| 1995 | | 38597 | 1340 | 575 | 11166 | 454 | 1358 | 4128 | 1311 | 2381 | 5548 | 615 | 479 | 444 | 1003 | 7796 |
| 1996 | | 40491 | 1341 | 635 | 10396 | 766 | 1386 | 4349 | 1369 | 2324 | 6252 | 579 | 426 | 398 | 1032 | 9236 |
| 1997 | | 47991 | 1664 | 731 | 11113 | 706 | 1680 | 5375 | 1854 | 2786 | 7579 | 599 | 429 | 351 | 1265 | 11859 |
| 1996 | Dec | 3473 | 103 | 48 | 781 | 144 | 118 | 442 | 129 | 180 | 523 | 56 | 24 | 28 | 96 | 800 |
| 1997 | Jan | 4096 | 141 | 73 | 1078 | 38 | 140 | 465 | 90 | 213 | 678 | 63 | 39 | 34 | 112 | 932 |
| | Feb | 3532 | 118 | 56 | 863 | 64 | 114 | 384 | 82 | 203 | 600 | 59 | 33 | 28 | 85 | 842 |
| | Mar | 3529 | 140 | 48 | 782 | 35 | 116 | 417 | 175 | 205 | 597 | 51 | 32 | 31 | 87 | 813 |
| | Apr | 3999 | 137 | 60 | 969 | 125 | 171 | 444 | 180 | 241 | 488 | 49 | 41 | 30 | 107 | 957 |
| | May | 3682 | 136 | 51 | 774 | 80 | 142 | 365 | 162 | 243 | 554 | 42 | 41 | 27 | 92 | 973 |
| | Jun | 3748 | 129 | 50 | 869 | 48 | 136 | 370 | 156 | 227 | 575 | 39 | 37 | 21 | 87 | 1003 |
| | Jul | 4078 | 119 | 54 | 925 | 75 | 145 | 423 | 154 | 248 | 604 | 48 | 43 | 27 | 91 | 1122 |
| | Aug | 3787 | 125 | 61 | 899 | 65 | 121 | 386 | 141 | 157 | 610 | 49 | 37 | 28 | 111 | 999 |
| | Sep | 4528 | 178 | 66 | 1054 | 41 | 156 | 542 | 172 | 290 | 798 | 55 | 39 | 31 | 119 | 986 |
| | Oct | 4518 | 148 | 61 | 1062 | 71 | 145 | 547 | 189 | 250 | 701 | 56 | 33 | 30 | 132 | 1093 |
| | Nov | 4225 | 138 | 52 | 942 | 30 | 137 | 487 | 205 | 271 | 655 | 46 | 25 | 32 | 129 | 1077 |
| | Dec | 4268 | 154 | 100 | 895 | 32 | 156 | 547 | 149 | 238 | 719 | 42 | 30 | 31 | 112 | 1063 |
| 1998 | Jan | 4962 | 165 | 128 | 1087 | 67 | 170 | 515 | 241 | 314 | 836 | 58 | 37 | 36 | 111 | 1196 |
| | Feb | 4410 | 151 | 55 | 966 | 42 | 261 | 434 | 194 | 283 | 759 | 53 | 32 | 37 | 100 | 1043 |

(¹) NIC = Hong Kong, Singapore, South Korea und Taiwan

(¹) NIC = Hong Kong, Singapore, South Korea and Taiwan

(¹) NPI = Hong Kong, Singapore, South Korea et Taiwan

AUSSENHANDEL NACH PARTNERLÄNDERN
EXTERNAL TRADE BY PARTNER COUNTRY
COMMERCE EXTÉRIEUR PAR PAYS PARTENAIRE



| | Ausfuhren in die AKP-Staaten 1911 Mio ECU | | | | | Exports to the ACP countries Mio ECU | | | | | Exportations vers les pays ACP Mio ECU | | | | |
|----------|---|------|-----|------|-----|---|------|-----|------|------|---|-----|-----|-----|------|
| | EU-15 | BL | DK | D | EL | E | F | IRL | I | NL | A | P | FIN | S | UK |
| 1994 | 15352 | 1116 | 569 | 1854 | 102 | 649 | 4565 | 183 | 1579 | 1188 | 134 | 474 | 126 | 159 | 2655 |
| 1995 | 17573 | 1134 | 532 | 2212 | 75 | 743 | 5660 | 178 | 1718 | 1426 | 152 | 508 | 269 | 198 | 2769 |
| 1996 | 18615 | 1237 | 277 | 2023 | 97 | 1148 | 6375 | 196 | 1892 | 1309 | 134 | 616 | 151 | 319 | 2842 |
| 1997 | 20302 | 1426 | 341 | 2298 | 132 | 1125 | 6209 | 265 | 2425 | 1406 | 134 | 693 | 139 | 271 | 3439 |
| 1996 Dec | 1684 | 134 | 21 | 202 | 10 | 146 | 555 | 22 | 138 | 103 | 17 | 60 | 8 | 31 | 235 |
| 1997 Jan | 1430 | 111 | 16 | 158 | 11 | 77 | 478 | 18 | 101 | 97 | 8 | 40 | 6 | 17 | 292 |
| Feb | 1359 | 110 | 33 | 145 | 5 | 79 | 397 | 20 | 122 | 104 | 11 | 49 | 11 | 23 | 250 |
| Mar | 1461 | 108 | 20 | 189 | 13 | 81 | 453 | 18 | 140 | 113 | 14 | 58 | 9 | 18 | 228 |
| Apr | 1938 | 123 | 35 | 193 | 8 | 84 | 485 | 26 | 452 | 98 | 13 | 53 | 7 | 27 | 336 |
| May | 1469 | 96 | 22 | 158 | 4 | 107 | 455 | 22 | 148 | 107 | 9 | 57 | 9 | 18 | 257 |
| Jun | 1654 | 115 | 18 | 198 | 11 | 87 | 506 | 23 | 155 | 143 | 10 | 62 | 7 | 28 | 289 |
| Jul | 1907 | 128 | 25 | 258 | 23 | 92 | 579 | 25 | 211 | 138 | 13 | 52 | 15 | 21 | 329 |
| Aug | 1529 | 104 | 15 | 178 | 8 | 66 | 458 | 21 | 199 | 107 | 7 | 53 | 13 | 18 | 283 |
| Sep | 1666 | 129 | 39 | 229 | 9 | 96 | 535 | 24 | 124 | 118 | 11 | 48 | 11 | 28 | 266 |
| Oct | 2019 | 146 | 57 | 179 | 11 | 149 | 743 | 21 | 153 | 130 | 10 | 66 | 24 | 27 | 304 |
| Nov | 1913 | 118 | 24 | 194 | 9 | 103 | 484 | 28 | 424 | 114 | 12 | 83 | 13 | 21 | 285 |
| Dec | 1956 | 137 | 37 | 219 | 19 | 104 | 637 | 20 | 198 | 135 | 17 | 72 | 14 | 26 | 320 |
| 1998 Jan | 1506 | 110 | 19 | 174 | 12 | 64 | 479 | 18 | 151 | 94 | 8 | 53 | 8 | 32 | 285 |
| Feb | 1567 | 115 | 22 | 181 | 11 | 86 | 521 | 18 | 172 | 110 | 10 | 55 | 8 | 17 | 241 |

| | Einfuhren aus den 1912 AKP-Staaten Mio ECU | | | | | Imports from the ACP countries Mio ECU | | | | | Importations depuis les pays ACP Mio ECU | | | | |
|----------|---|------|-----|------|-----|---|------|-----|------|------|---|-----|-----|-----|------|
| | EU-15 | BL | DK | D | EL | E | F | IRL | I | NL | A | P | FIN | S | UK |
| 1994 | 19120 | 2255 | 113 | 2619 | 173 | 2023 | 4180 | 168 | 1950 | 1844 | 208 | 714 | 88 | 214 | 2571 |
| 1995 | 19893 | 2766 | 98 | 2570 | 158 | 1987 | 4340 | 175 | 2043 | 1653 | 261 | 842 | 73 | 153 | 2773 |
| 1996 | 22159 | 2978 | 165 | 2374 | 258 | 2455 | 4769 | 201 | 2204 | 1908 | 332 | 974 | 143 | 165 | 3230 |
| 1997 | 22728 | 2939 | 116 | 2863 | 187 | 2818 | 4807 | 209 | 2328 | 1641 | 259 | 971 | 142 | 180 | 3270 |
| 1996 Dec | 2167 | 283 | 5 | 224 | 15 | 225 | 551 | 15 | 204 | 207 | 57 | 58 | 26 | 26 | 269 |
| 1997 Jan | 2027 | 223 | 4 | 306 | 17 | 247 | 434 | 18 | 226 | 124 | 40 | 84 | 4 | 25 | 276 |
| Feb | 1753 | 253 | 4 | 220 | 17 | 212 | 329 | 15 | 181 | 127 | 29 | 114 | 7 | 5 | 240 |
| Mar | 1782 | 260 | 5 | 239 | 23 | 156 | 384 | 13 | 225 | 119 | 25 | 71 | 12 | 6 | 242 |
| Apr | 1876 | 291 | 7 | 229 | 16 | 170 | 369 | 22 | 189 | 165 | 21 | 74 | 9 | 29 | 290 |
| May | 1758 | 225 | 7 | 231 | 17 | 171 | 406 | 15 | 209 | 143 | 8 | 56 | 10 | 10 | 251 |
| Jun | 1701 | 247 | 10 | 175 | 16 | 234 | 329 | 22 | 149 | 161 | 14 | 47 | 29 | 12 | 256 |
| Jul | 1872 | 237 | 10 | 237 | 17 | 194 | 337 | 16 | 224 | 147 | 24 | 116 | 13 | 6 | 294 |
| Aug | 1860 | 241 | 23 | 216 | 12 | 251 | 377 | 21 | 115 | 101 | 26 | 41 | 16 | 18 | 404 |
| Sep | 2128 | 265 | 29 | 235 | 20 | 270 | 527 | 25 | 218 | 137 | 13 | 88 | 16 | 14 | 272 |
| Oct | 2134 | 253 | 5 | 282 | 15 | 297 | 469 | 17 | 202 | 166 | 27 | 118 | 13 | 9 | 261 |
| Nov | 1776 | 227 | 6 | 230 | 10 | 257 | 366 | 15 | 190 | 121 | 15 | 77 | 5 | 34 | 223 |
| Dec | 2061 | 216 | 4 | 264 | 8 | 360 | 480 | 11 | 200 | 130 | 16 | 87 | 8 | 14 | 262 |
| 1998 Jan | 1912 | 196 | 7 | 232 | 20 | 223 | 436 | 16 | 234 | 138 | 30 | 79 | 11 | 9 | 281 |
| Feb | 1944 | 227 | 7 | 184 | 13 | 226 | 443 | 16 | 239 | 168 | 26 | 92 | 12 | 13 | 279 |

AUSSENHANDEL NACH PARTNERLÄNDERN
EXTERNAL TRADE BY PARTNER COUNTRY
COMMERCE EXTÉRIEUR PAR PAYS PARTENAIRE



| | 1913 | Ausfuhren in die Lateinamerikanischen Staaten Mio ECU | | | | | Exports to Latin America countries Mio ECU | | | | | | Exportations vers les pays d'Amérique latine Mio ECU | | | |
|------|------|---|------|-----|-------|-----|---|------|-----|------|------|-----|--|-----|------|------|
| | | EU-15 | BL | DK | D | EL | E | F | IRL | I | NL | A | P | FIN | S | UK |
| 1994 | | 30630 | 1378 | 535 | 8460 | 120 | 3679 | 4742 | 270 | 5396 | 1485 | 375 | 200 | 351 | 911 | 2730 |
| 1995 | | 32395 | 1601 | 578 | 9368 | 108 | 3669 | 4272 | 311 | 5880 | 1748 | 440 | 278 | 564 | 1011 | 2568 |
| 1996 | | 35537 | 1572 | 567 | 9536 | 128 | 4356 | 4564 | 368 | 7137 | 1662 | 506 | 299 | 478 | 1358 | 3007 |
| 1997 | | 44893 | 1919 | 598 | 11943 | 99 | 5620 | 5873 | 462 | 8480 | 1927 | 673 | 386 | 578 | 1903 | 4432 |
| 1996 | Dec | 3261 | 114 | 49 | 890 | 10 | 405 | 475 | 23 | 647 | 125 | 52 | 32 | 62 | 148 | 227 |
| 1997 | Jan | 2983 | 112 | 37 | 876 | 8 | 383 | 349 | 24 | 510 | 135 | 50 | 33 | 38 | 102 | 325 |
| | Feb | 3075 | 134 | 39 | 851 | 5 | 333 | 369 | 31 | 609 | 127 | 57 | 25 | 37 | 125 | 334 |
| | Mar | 3424 | 145 | 40 | 893 | 8 | 462 | 466 | 46 | 653 | 159 | 60 | 29 | 36 | 120 | 308 |
| | Apr | 3651 | 166 | 52 | 955 | 7 | 469 | 510 | 39 | 679 | 138 | 55 | 27 | 45 | 164 | 345 |
| | May | 3453 | 164 | 42 | 893 | 3 | 425 | 439 | 41 | 696 | 158 | 52 | 25 | 60 | 125 | 328 |
| | Jun | 3766 | 172 | 49 | 942 | 13 | 475 | 458 | 32 | 724 | 207 | 66 | 31 | 43 | 156 | 399 |
| | Jul | 4398 | 184 | 70 | 1161 | 9 | 546 | 534 | 51 | 849 | 193 | 61 | 37 | 60 | 173 | 469 |
| | Aug | 3617 | 147 | 47 | 1000 | 8 | 406 | 456 | 38 | 713 | 151 | 41 | 29 | 46 | 138 | 397 |
| | Sep | 3934 | 182 | 53 | 1141 | 9 | 409 | 498 | 51 | 668 | 180 | 61 | 30 | 57 | 182 | 411 |
| | Oct | 4446 | 227 | 59 | 1108 | 9 | 667 | 573 | 46 | 823 | 169 | 57 | 40 | 51 | 225 | 393 |
| | Nov | 4160 | 137 | 47 | 1110 | 13 | 556 | 592 | 34 | 809 | 153 | 62 | 41 | 47 | 204 | 356 |
| | Dec | 3985 | 150 | 63 | 1013 | 7 | 489 | 627 | 28 | 747 | 157 | 52 | 39 | 57 | 188 | 367 |
| 1998 | Jan | 3393 | 139 | 49 | 941 | 9 | 443 | 416 | 38 | 560 | 152 | 45 | 27 | 44 | 119 | 410 |
| | Feb | 3652 | 162 | 51 | 947 | 8 | 451 | 487 | 38 | 725 | 152 | 61 | 32 | 64 | 140 | 335 |

| | 1914 | Einfuhren aus den Lateinamerikanischen Staaten Mio ECU | | | | | Imports from Latin America countries Mio ECU | | | | | | Importations depuis les pays d'Amérique latine Mio ECU | | | |
|------|------|--|------|-----|------|-----|--|------|-----|------|------|-----|--|-----|-----|------|
| | | EU-15 | BL | DK | D | EL | E | F | IRL | I | NL | A | P | FIN | S | UK |
| 1994 | | 28655 | 2055 | 547 | 5909 | 246 | 2904 | 3342 | 94 | 3479 | 4148 | 450 | 672 | 482 | 705 | 3622 |
| 1995 | | 30430 | 2522 | 523 | 6240 | 359 | 3201 | 3462 | 129 | 3933 | 4176 | 270 | 791 | 344 | 693 | 3785 |
| 1996 | | 30276 | 2633 | 593 | 5600 | 345 | 3360 | 3245 | 179 | 3838 | 4158 | 195 | 722 | 371 | 684 | 4354 |
| 1997 | | 34269 | 2733 | 707 | 6620 | 395 | 4145 | 3884 | 156 | 4395 | 4447 | 194 | 937 | 504 | 747 | 4406 |
| 1996 | Dec | 2193 | 169 | 55 | 398 | 29 | 247 | 253 | 13 | 230 | 285 | 22 | 39 | 24 | 42 | 388 |
| 1997 | Jan | 2448 | 191 | 59 | 501 | 20 | 249 | 271 | 12 | 335 | 306 | 18 | 71 | 36 | 47 | 332 |
| | Feb | 2314 | 193 | 45 | 449 | 29 | 250 | 272 | 11 | 262 | 318 | 13 | 50 | 31 | 60 | 331 |
| | Mar | 2571 | 198 | 49 | 480 | 22 | 254 | 331 | 11 | 342 | 385 | 15 | 56 | 32 | 59 | 339 |
| | Apr | 3156 | 279 | 56 | 553 | 36 | 368 | 373 | 18 | 388 | 405 | 17 | 118 | 58 | 83 | 405 |
| | May | 3276 | 316 | 56 | 603 | 22 | 464 | 359 | 12 | 373 | 453 | 16 | 92 | 55 | 74 | 380 |
| | Jun | 3232 | 257 | 84 | 623 | 60 | 354 | 361 | 11 | 409 | 440 | 24 | 103 | 51 | 83 | 373 |
| | Jul | 3329 | 260 | 68 | 624 | 51 | 456 | 346 | 17 | 425 | 442 | 19 | 87 | 41 | 53 | 438 |
| | Aug | 2657 | 202 | 37 | 516 | 20 | 355 | 287 | 10 | 303 | 351 | 13 | 73 | 38 | 60 | 391 |
| | Sep | 3185 | 244 | 83 | 620 | 35 | 388 | 370 | 21 | 446 | 422 | 19 | 74 | 34 | 69 | 360 |
| | Oct | 2945 | 233 | 60 | 609 | 33 | 366 | 325 | 13 | 407 | 352 | 15 | 68 | 48 | 66 | 350 |
| | Nov | 2633 | 180 | 64 | 547 | 25 | 313 | 297 | 11 | 370 | 319 | 13 | 55 | 41 | 45 | 353 |
| | Dec | 2522 | 181 | 47 | 495 | 41 | 326 | 290 | 9 | 337 | 253 | 12 | 90 | 38 | 48 | 353 |
| 1998 | Jan | 2687 | 213 | 64 | 546 | 24 | 314 | 286 | 10 | 358 | 322 | 19 | 83 | 43 | 60 | 345 |
| | Feb | 2573 | 224 | 58 | 428 | 21 | 288 | 332 | 10 | 393 | 319 | 13 | 73 | 33 | 48 | 333 |

AUSSENHANDEL NACH PARTNERLÄNDERN
EXTERNAL TRADE BY PARTNER COUNTRY
COMMERCE EXTÉRIEUR PAR PAYS PARTENAIRE



| | Ausfuhren in die MOEL Mio ECU ⁽¹⁾ | | | | | Exports to the CEEC Mio ECU ⁽¹⁾ | | | | | Exportations vers les PECO Mio ECU ⁽¹⁾ | | | | |
|----------|---|-------|------|-------|------|---|------|-----|-------|------|--|-----|------|------|------|
| | 1915 | EU-15 | BL | DK | D | EL | E | F | IRL | I | NL | A | P | FIN | S |
| 1994 | 48013 | 1752 | 1004 | 20155 | 765 | 865 | 3344 | 165 | 7412 | 2647 | 4480 | 57 | 1602 | 1373 | 2393 |
| 1995 | 58722 | 2122 | 1199 | 24797 | 887 | 1050 | 4077 | 314 | 9101 | 3033 | 5484 | 83 | 1725 | 1780 | 3071 |
| 1996 | 70822 | 2710 | 1438 | 29053 | 1130 | 1439 | 5265 | 407 | 11508 | 3199 | 6227 | 135 | 2178 | 2225 | 3909 |
| 1997 | 87146 | 3430 | 1678 | 35387 | 1438 | 1872 | 6521 | 486 | 13215 | 4090 | 8200 | 161 | 2779 | 2936 | 4953 |
| 1996 Dec | 6040 | 196 | 118 | 2378 | 88 | 133 | 459 | 34 | 976 | 270 | 576 | 8 | 166 | 193 | 444 |
| 1997 Jan | 5829 | 242 | 117 | 2372 | 93 | 116 | 467 | 33 | 890 | 307 | 402 | 11 | 197 | 191 | 391 |
| Feb | 6249 | 237 | 119 | 2485 | 103 | 125 | 471 | 30 | 908 | 311 | 696 | 11 | 190 | 196 | 368 |
| Mar | 6610 | 271 | 127 | 2667 | 97 | 140 | 511 | 35 | 994 | 315 | 656 | 12 | 215 | 212 | 357 |
| Apr | 7383 | 290 | 141 | 3001 | 97 | 157 | 598 | 46 | 1093 | 297 | 736 | 14 | 240 | 250 | 422 |
| May | 7174 | 263 | 144 | 2834 | 179 | 163 | 538 | 34 | 1201 | 351 | 624 | 12 | 232 | 234 | 365 |
| Jun | 7628 | 305 | 157 | 3193 | 110 | 154 | 560 | 40 | 1136 | 367 | 677 | 12 | 235 | 255 | 427 |
| Jul | 7665 | 286 | 130 | 3120 | 121 | 161 | 587 | 34 | 1314 | 343 | 719 | 14 | 216 | 207 | 412 |
| Aug | 6200 | 259 | 126 | 2607 | 93 | 105 | 386 | 43 | 846 | 292 | 626 | 10 | 223 | 217 | 367 |
| Sep | 7924 | 330 | 148 | 3257 | 127 | 178 | 578 | 38 | 1149 | 389 | 771 | 17 | 250 | 285 | 407 |
| Oct | 8666 | 366 | 168 | 3427 | 160 | 199 | 670 | 44 | 1325 | 380 | 823 | 19 | 274 | 316 | 494 |
| Nov | 8043 | 316 | 162 | 3266 | 126 | 189 | 565 | 58 | 1187 | 383 | 744 | 16 | 295 | 320 | 418 |
| Dec | 7777 | 265 | 137 | 3158 | 133 | 183 | 591 | 51 | 1172 | 355 | 727 | 15 | 213 | 254 | 523 |
| 1998 Jan | 6798 | 284 | 157 | 2867 | 110 | 180 | 566 | 43 | 884 | 350 | 553 | 13 | 212 | 240 | 337 |
| Feb | 7430 | 303 | 147 | 3121 | 109 | 190 | 603 | 38 | 1026 | 365 | 654 | 13 | 192 | 258 | 410 |

| | Minfuhren aus den MOEL Mio ECU | | | | | Imports from the CEEC Mio ECU | | | | | Importations depuis les PECO Mio ECU | | | | |
|----------|-----------------------------------|-------|------|-------|------|----------------------------------|------|-----|------|------|---|-----|-----|------|------|
| | 1916 | EU-15 | BL | DK | D | EL | E | F | IRL | I | NL | A | P | FIN | S |
| 1994 | 38944 | 1259 | 938 | 18085 | 571 | 622 | 2608 | 111 | 5275 | 2026 | 3057 | 89 | 681 | 1314 | 2307 |
| 1995 | 47172 | 1583 | 959 | 22610 | 721 | 994 | 3091 | 127 | 6384 | 2464 | 3422 | 131 | 777 | 1334 | 2574 |
| 1996 | 50048 | 1637 | 1036 | 23257 | 819 | 950 | 3408 | 153 | 6698 | 2614 | 4433 | 134 | 779 | 1348 | 2782 |
| 1997 | 60338 | 1960 | 1232 | 27775 | 1046 | 1130 | 3740 | 190 | 8340 | 3078 | 5362 | 143 | 967 | 1692 | 3684 |
| 1996 Dec | 4378 | 157 | 99 | 1952 | 70 | 74 | 287 | 16 | 549 | 188 | 560 | 10 | 65 | 116 | 235 |
| 1997 Jan | 4207 | 130 | 104 | 2037 | 70 | 80 | 253 | 14 | 538 | 211 | 298 | 8 | 63 | 113 | 289 |
| Feb | 4573 | 141 | 109 | 2054 | 81 | 72 | 279 | 12 | 642 | 292 | 439 | 10 | 66 | 122 | 253 |
| Mar | 4785 | 176 | 85 | 2156 | 85 | 81 | 290 | 15 | 687 | 270 | 445 | 11 | 72 | 135 | 275 |
| Apr | 5197 | 184 | 110 | 2402 | 86 | 107 | 331 | 17 | 729 | 218 | 437 | 13 | 78 | 156 | 327 |
| May | 4622 | 152 | 94 | 2044 | 104 | 108 | 279 | 13 | 682 | 248 | 394 | 11 | 77 | 132 | 285 |
| Jun | 5249 | 174 | 108 | 2320 | 83 | 110 | 350 | 15 | 756 | 303 | 452 | 12 | 88 | 140 | 338 |
| Jul | 5414 | 158 | 97 | 2521 | 96 | 100 | 335 | 21 | 844 | 256 | 463 | 13 | 78 | 104 | 328 |
| Aug | 4295 | 127 | 99 | 2093 | 58 | 71 | 240 | 12 | 404 | 240 | 424 | 7 | 95 | 134 | 291 |
| Sep | 5527 | 182 | 109 | 2469 | 89 | 94 | 362 | 13 | 834 | 289 | 497 | 13 | 100 | 162 | 314 |
| Oct | 5767 | 196 | 108 | 2691 | 103 | 102 | 368 | 20 | 786 | 238 | 536 | 18 | 94 | 171 | 336 |
| Nov | 5366 | 171 | 106 | 2514 | 87 | 100 | 303 | 19 | 710 | 255 | 509 | 11 | 82 | 164 | 335 |
| Dec | 5336 | 169 | 102 | 2474 | 103 | 104 | 350 | 19 | 727 | 258 | 467 | 15 | 75 | 160 | 313 |
| 1998 Jan | 4949 | 179 | 109 | 2274 | 69 | 94 | 331 | 14 | 689 | 217 | 415 | 18 | 74 | 151 | 316 |
| Feb | 5446 | 198 | 118 | 2451 | 97 | 103 | 374 | 16 | 786 | 238 | 479 | 19 | 86 | 159 | 322 |

(¹) MOEL = Albania, Bulgaria, Bosnia-Herzegovina, Croatia, Czech Republic, Estonia, Hungary, Latvia, Lithuania, FYROM, Poland, Romania, Serbia und Montenegro, Slovakia und Slovenia

(¹) CEEC = Albania, Bulgaria, Bosnia-Herzegovina, Croatia, Czech Republic, Estonia, Hungary, Latvia, Lithuania, FYROM, Poland, Romania, Serbia and Montenegro, Slovakia and Slovenia

(¹) PECO = Albania, Bulgaria, Bosnia-Herzegovina, Croatia, Czech Republic, Estonia, Hungary, Latvia, Lithuania, FYROM, Poland, Romania, Serbia and Montenegro, Slovakia et Slovenia

HANDEL INTRA-EU NACH WAREN
TRADE INTRA-EU BY PRODUCT
COMMERCE INTRA-UE PAR PRODUIT



| | 2001 | Nahrungs- und Genussmittel CTCI 0+1 Versendungen – Mio ECU | | | | | Food, drink and tobacco CTCI 0+1 Dispatches – Mio ECU | | | | | Produits alimentaires, boissons et tabacs CTCI 0+1 Expéditions – Mio ECU | | | | |
|------|------|--|-------|------|-------|------|--|-------|------|------|-------|--|-----|-----|------|------|
| | | EU-15 | B/L | DK | D | EL | E | F | IRL | I | NL | A | P | FIN | S | UK |
| 1994 | | 98965 | 10575 | 5672 | 12504 | 1152 | 6666 | 20448 | 4619 | 7199 | 20391 | 649 | 743 | 220 | 443 | 7683 |
| 1995 | | 105486 | 11687 | 6167 | 13065 | 1229 | 7711 | 21865 | 5021 | 7571 | 20337 | 1092 | 832 | 275 | 717 | 7917 |
| 1996 | | 109759 | 12525 | 6349 | 14383 | 1101 | 8916 | 21920 | 4337 | 8287 | 20383 | 1293 | 928 | 314 | 921 | 8101 |
| 1997 | | 111525 | 12479 | 6791 | 13684 | 1194 | 9844 | 23192 | 4032 | 8427 | 18953 | 1531 | 987 | 331 | 1063 | 9019 |
| 1997 | Jan | 8664 | 966 | 536 | 957 | 80 | 924 | 1788 | 269 | 577 | 1656 | 99 | 72 | 24 | 73 | 643 |
| | Feb | 8503 | 981 | 484 | 1046 | 71 | 786 | 1786 | 274 | 577 | 1522 | 106 | 70 | 23 | 77 | 701 |
| | Mar | 9228 | 1071 | 513 | 1110 | 69 | 886 | 1922 | 324 | 615 | 1664 | 114 | 82 | 25 | 84 | 749 |
| | Apr | 9581 | 1122 | 554 | 1072 | 109 | 919 | 1993 | 335 | 715 | 1709 | 129 | 87 | 28 | 101 | 705 |
| | May | 9368 | 1070 | 610 | 1064 | 111 | 926 | 1826 | 365 | 723 | 1597 | 127 | 74 | 36 | 91 | 747 |
| | Jun | 9513 | 1146 | 571 | 1282 | 133 | 725 | 1882 | 366 | 695 | 1611 | 135 | 81 | 32 | 93 | 759 |
| | Jul | 8967 | 1007 | 540 | 994 | 94 | 623 | 1820 | 367 | 778 | 1651 | 143 | 98 | 27 | 79 | 746 |
| | Aug | 8600 | 923 | 572 | 1231 | 99 | 545 | 1695 | 327 | 686 | 1525 | 132 | 58 | 25 | 83 | 699 |
| | Sep | 10013 | 1101 | 601 | 1105 | 123 | 646 | 2022 | 348 | 830 | 2095 | 150 | 96 | 30 | 98 | 769 |
| | Oct | 10265 | 1101 | 640 | 1265 | 142 | 888 | 2391 | 371 | 806 | 1449 | 139 | 101 | 30 | 105 | 836 |
| | Nov | 9440 | 983 | 602 | 1386 | 89 | 955 | 2009 | 348 | 700 | 1256 | 126 | 85 | 28 | 93 | 778 |
| | Dec | 9383 | 1007 | 568 | 1171 | 74 | 1020 | 2057 | 338 | 724 | 1218 | 130 | 82 | 23 | 85 | 885 |
| 1998 | Jan | : | 1044 | 556 | : | 99 | 939 | 1807 | 279 | 500 | 1102 | 93 | 64 | 23 | 95 | 690 |
| | Feb | : | 1059 | 532 | : | 107 | 963 | 1704 | : | : | 1078 | 99 | 62 | 23 | : | 708 |
| | Mar | : | : | : | : | : | 934 | : | : | : | : | : | : | : | : | : |

| | 2002 | Nahrungs- und Genussmittel CTCI 0+1 Eingänge – Mio ECU | | | | | Food, drink and tobacco CTCI 0+1 Arrivals – Mio ECU | | | | | Produits alimentaires, boissons et tabacs CTCI 0+1 Arrivées – Mio ECU | | | | |
|------|------|--|------|------|-------|------|--|-------|------|-------|------|---|------|------|------|-------|
| | | EU-15 | B/L | DK | D | EL | E | F | IRL | I | NL | A | P | FIN | S | UK |
| 1994 | | 96487 | 8801 | 1890 | 21790 | 2332 | 5499 | 15284 | 1705 | 12335 | 9554 | 1372 | 1920 | 582 | 1775 | 11649 |
| 1995 | | 102744 | 9875 | 2381 | 23453 | 2562 | 6094 | 15701 | 1750 | 12555 | 9618 | 2258 | 1973 | 839 | 1875 | 11810 |
| 1996 | | 106916 | 9769 | 2469 | 24443 | 2356 | 5970 | 16190 | 1923 | 13183 | 9274 | 2544 | 2278 | 1074 | 2307 | 13137 |
| 1997 | | 109065 | 9921 | 2805 | 22270 | 2563 | 6375 | 16670 | 2195 | 13519 | 8770 | 2896 | 2226 | 1199 | 2400 | 15257 |
| 1997 | Jan | 8128 | 744 | 219 | 1614 | 192 | 449 | 1274 | 173 | 937 | 756 | 232 | 183 | 85 | 180 | 1091 |
| | Feb | 8302 | 768 | 198 | 1775 | 211 | 416 | 1262 | 161 | 971 | 790 | 220 | 171 | 91 | 182 | 1086 |
| | Mar | 8873 | 840 | 207 | 1861 | 186 | 502 | 1365 | 174 | 963 | 872 | 237 | 191 | 97 | 199 | 1180 |
| | Apr | 9371 | 878 | 255 | 1879 | 199 | 528 | 1439 | 166 | 1114 | 823 | 240 | 187 | 120 | 217 | 1324 |
| | May | 9293 | 838 | 238 | 1932 | 237 | 522 | 1423 | 172 | 1145 | 766 | 238 | 187 | 104 | 211 | 1279 |
| | Jun | 9419 | 871 | 250 | 2021 | 207 | 525 | 1401 | 186 | 1138 | 785 | 241 | 193 | 97 | 208 | 1296 |
| | Jul | 9016 | 776 | 219 | 1766 | 254 | 507 | 1326 | 182 | 1142 | 780 | 238 | 195 | 93 | 195 | 1343 |
| | Aug | 8431 | 717 | 217 | 1836 | 211 | 475 | 1196 | 193 | 1035 | 724 | 220 | 183 | 95 | 181 | 1147 |
| | Sep | 9385 | 827 | 252 | 1787 | 216 | 582 | 1486 | 177 | 1345 | 726 | 243 | 182 | 100 | 205 | 1256 |
| | Oct | 9848 | 927 | 266 | 1943 | 250 | 612 | 1551 | 201 | 1320 | 577 | 266 | 200 | 112 | 218 | 1404 |
| | Nov | 9327 | 879 | 247 | 1956 | 219 | 567 | 1421 | 196 | 1095 | 584 | 238 | 182 | 99 | 207 | 1437 |
| | Dec | 9672 | 857 | 236 | 1900 | 180 | 690 | 1527 | 214 | 1314 | 588 | 281 | 172 | 105 | 197 | 1413 |
| 1998 | Jan | : | 792 | 215 | : | 204 | 507 | 1281 | 155 | 901 | 503 | 222 | 182 | 83 | 184 | 1047 |
| | Feb | : | 808 | 201 | : | 210 | 512 | 1252 | : | : | 513 | 218 | 154 | 101 | : | 1058 |
| | Mar | : | : | : | : | : | 600 | : | : | : | : | : | : | : | : | : |

HANDEL EXTRA-EU NACH WAREN
TRADE EXTRA-EU BY PRODUCT
COMMERCE EXTRA-UE PAR PRODUIT



| | Nahrungs- und Genussmittel CTCI 0+1 Ausfuhren – Mio ECU | | | | | Food, drink and tobacco CTCI 0+1 Exports – Mio ECU | | | | | Produits alimentaires, boissons et tabacs CTCI 0+1 Exportations – Mio ECU | | | | |
|----------|---|------|------|------|-----|---|------|------|------|------|---|-----|-----|-----|------|
| | EU-15 | BL | DK | D | EL | E | F | IRL | I | NL | A | P | FIN | S | UK |
| 1994 | 37193 | 1940 | 2942 | 5478 | 867 | 2750 | 7804 | 1370 | 3060 | 4664 | 721 | 267 | 626 | 597 | 4106 |
| 1995 | 39000 | 2188 | 3029 | 5761 | 743 | 2877 | 8252 | 1569 | 3394 | 5320 | 679 | 286 | 437 | 538 | 3927 |
| 1996 | 41443 | 2091 | 3041 | 6048 | 911 | 3057 | 8995 | 1535 | 3795 | 5210 | 732 | 337 | 573 | 652 | 4466 |
| 1997 | 45561 | 2330 | 3305 | 6176 | 978 | 2885 | 9351 | 1514 | 4094 | 5674 | 814 | 347 | 665 | 815 | 6613 |
| 1996 Dec | 3701 | 200 | 230 | 476 | 82 | 280 | 901 | 111 | 309 | 430 | 61 | 27 | 47 | 62 | 484 |
| 1997 Jan | 3294 | 185 | 229 | 454 | 77 | 221 | 618 | 94 | 276 | 456 | 47 | 20 | 47 | 65 | 504 |
| Feb | 3443 | 188 | 256 | 497 | 77 | 196 | 692 | 107 | 311 | 448 | 69 | 22 | 52 | 67 | 464 |
| Mar | 3783 | 197 | 294 | 531 | 81 | 239 | 847 | 109 | 302 | 477 | 66 | 22 | 50 | 83 | 486 |
| Apr | 3984 | 206 | 299 | 540 | 98 | 240 | 883 | 147 | 326 | 433 | 75 | 27 | 58 | 68 | 583 |
| May | 3700 | 196 | 284 | 465 | 74 | 224 | 787 | 126 | 348 | 509 | 65 | 26 | 61 | 67 | 467 |
| Jun | 3824 | 211 | 312 | 501 | 93 | 256 | 728 | 122 | 332 | 513 | 64 | 26 | 55 | 64 | 550 |
| Jul | 3747 | 176 | 284 | 478 | 70 | 252 | 716 | 151 | 366 | 492 | 71 | 28 | 53 | 55 | 554 |
| Aug | 3346 | 157 | 271 | 492 | 58 | 196 | 630 | 141 | 291 | 425 | 64 | 23 | 52 | 53 | 493 |
| Sep | 4086 | 170 | 285 | 569 | 86 | 237 | 891 | 152 | 391 | 467 | 72 | 34 | 55 | 89 | 588 |
| Oct | 4508 | 247 | 298 | 563 | 80 | 297 | 1014 | 130 | 449 | 525 | 76 | 38 | 63 | 77 | 652 |
| Nov | 3926 | 207 | 257 | 546 | 77 | 258 | 755 | 110 | 360 | 472 | 74 | 50 | 64 | 72 | 623 |
| Dec | 3921 | 190 | 238 | 540 | 107 | 271 | 790 | 126 | 342 | 457 | 72 | 28 | 55 | 55 | 650 |
| 1998 Jan | 3328 | 193 | 223 | 509 | 80 | 227 | 685 | 102 | 283 | 380 | 54 | 26 | 43 | 69 | 454 |
| Feb | 3534 | 224 | 231 | 539 | 79 | 257 | 751 | 105 | 328 | 409 | 59 | 28 | 50 | 65 | 409 |

| | Nahrungs- und Genussmittel CTCI 0+1 Einfuhren – Mio ECU | | | | | Food, drink and tobacco CTCI 0+1 Imports – Mio ECU | | | | | Produits alimentaires, boissons et tabacs CTCI 0+1 Importations – Mio ECU | | | | |
|----------|---|------|------|------|-----|---|------|-----|------|------|---|------|-----|------|------|
| | EU-15 | BL | DK | D | EL | E | F | IRL | I | NL | A | P | FIN | S | UK |
| 1994 | 43414 | 2576 | 1858 | 8783 | 370 | 4085 | 5277 | 332 | 3797 | 5175 | 1054 | 992 | 720 | 1484 | 6911 |
| 1995 | 43228 | 3000 | 1816 | 9020 | 439 | 4228 | 5254 | 306 | 3996 | 5158 | 611 | 980 | 364 | 1107 | 6948 |
| 1996 | 45769 | 3390 | 1904 | 8729 | 558 | 4302 | 5361 | 319 | 4096 | 5969 | 617 | 1071 | 447 | 1177 | 7830 |
| 1997 | 47909 | 3299 | 2018 | 9869 | 605 | 4437 | 5519 | 375 | 4485 | 5065 | 602 | 1059 | 519 | 1377 | 8679 |
| 1996 Dec | 3792 | 249 | 158 | 731 | 44 | 307 | 521 | 35 | 340 | 452 | 104 | 73 | 39 | 92 | 646 |
| 1997 Jan | 3798 | 246 | 141 | 795 | 46 | 298 | 449 | 33 | 349 | 459 | 43 | 77 | 37 | 99 | 726 |
| Feb | 3468 | 266 | 141 | 714 | 52 | 260 | 420 | 31 | 314 | 405 | 45 | 76 | 31 | 97 | 616 |
| Mar | 3841 | 263 | 140 | 727 | 55 | 358 | 477 | 35 | 374 | 445 | 47 | 110 | 42 | 110 | 660 |
| Apr | 4279 | 299 | 172 | 815 | 59 | 432 | 509 | 55 | 377 | 425 | 42 | 120 | 54 | 146 | 773 |
| May | 4127 | 332 | 171 | 710 | 51 | 361 | 474 | 26 | 394 | 542 | 40 | 104 | 50 | 128 | 744 |
| Jun | 3970 | 279 | 177 | 746 | 54 | 381 | 436 | 21 | 352 | 436 | 51 | 93 | 47 | 135 | 760 |
| Jul | 4263 | 309 | 166 | 906 | 54 | 447 | 431 | 24 | 411 | 431 | 55 | 97 | 53 | 103 | 776 |
| Aug | 3456 | 245 | 160 | 725 | 42 | 341 | 391 | 22 | 314 | 313 | 44 | 69 | 36 | 94 | 660 |
| Sep | 4106 | 272 | 204 | 878 | 50 | 367 | 457 | 31 | 416 | 419 | 54 | 83 | 38 | 120 | 715 |
| Oct | 4478 | 282 | 198 | 1035 | 55 | 443 | 505 | 32 | 423 | 433 | 69 | 80 | 47 | 123 | 754 |
| Nov | 4070 | 253 | 195 | 950 | 47 | 369 | 449 | 28 | 380 | 397 | 57 | 77 | 42 | 115 | 711 |
| Dec | 4055 | 252 | 154 | 866 | 40 | 381 | 521 | 38 | 381 | 359 | 55 | 74 | 42 | 108 | 784 |
| 1998 Jan | 4110 | 301 | 160 | 854 | 49 | 349 | 504 | 30 | 427 | 398 | 43 | 86 | 38 | 119 | 752 |
| Feb | 3872 | 306 | 151 | 694 | 54 | 347 | 467 | 36 | 362 | 486 | 45 | 95 | 33 | 110 | 687 |

HANDEL INTRA-EU NACH WAREN
TRADE INTRA-EU BY PRODUCT
COMMERCE INTRA-UE PAR PRODUIT



| | 2005 | Rohstoffe CTCI 2+4 Versendungen Mio ECU | | | | | Raw materials CTCI 2+4 Dispatches Mio ECU | | | | | Matières premières CTCI 2+4 Expéditions Mio ECU | | | | |
|----------|-------|---|------|------|-----|------|---|-----|------|------|------|---|------|------|------|----|
| | | EU-15 | BL | DK | D | EL | E | F | IRL | I | NL | A | P | FIN | S | UK |
| 1994 | 33534 | 2580 | 1106 | 5586 | 530 | 1602 | 4426 | 552 | 1144 | 6829 | 1222 | 724 | 1799 | 3228 | 2207 | |
| 1995 | 37088 | 3066 | 1334 | 6308 | 762 | 1760 | 4785 | 573 | 1437 | 6612 | 1571 | 897 | 1979 | 3703 | 2302 | |
| 1996 | 35176 | 3180 | 1326 | 5488 | 827 | 1885 | 4406 | 601 | 1548 | 6786 | 1386 | 703 | 1677 | 3257 | 2106 | |
| 1997 | 39260 | 3554 | 1251 | 5772 | 548 | 2198 | 4809 | 617 | 1548 | 8733 | 1404 | 792 | 1987 | 3663 | 2384 | |
| 1997 Jan | 2847 | 267 | 97 | 414 | 56 | 177 | 364 | 46 | 104 | 557 | 95 | 62 | 146 | 272 | 191 | |
| Feb | 3253 | 284 | 110 | 466 | 72 | 184 | 394 | 49 | 114 | 765 | 108 | 58 | 160 | 297 | 192 | |
| Mar | 3431 | 340 | 97 | 469 | 42 | 213 | 418 | 51 | 143 | 813 | 110 | 71 | 165 | 293 | 207 | |
| Apr | 3574 | 315 | 119 | 448 | 47 | 190 | 458 | 57 | 154 | 835 | 135 | 75 | 183 | 350 | 209 | |
| May | 3494 | 281 | 116 | 504 | 58 | 207 | 397 | 58 | 134 | 837 | 120 | 66 | 183 | 316 | 218 | |
| Jun | 3428 | 320 | 106 | 502 | 42 | 203 | 429 | 58 | 119 | 720 | 136 | 68 | 176 | 342 | 208 | |
| Jul | 3148 | 254 | 79 | 478 | 52 | 192 | 393 | 52 | 137 | 692 | 131 | 68 | 151 | 274 | 193 | |
| Aug | 2693 | 266 | 82 | 465 | 24 | 147 | 258 | 40 | 82 | 617 | 73 | 58 | 139 | 273 | 171 | |
| Sep | 3500 | 343 | 107 | 469 | 35 | 165 | 446 | 58 | 148 | 791 | 137 | 77 | 180 | 332 | 211 | |
| Oct | 3580 | 330 | 108 | 513 | 38 | 184 | 513 | 55 | 142 | 728 | 139 | 80 | 195 | 335 | 219 | |
| Nov | 3258 | 285 | 118 | 539 | 56 | 170 | 379 | 51 | 128 | 688 | 121 | 58 | 161 | 312 | 192 | |
| Dec | 3054 | 267 | 111 | 506 | 26 | 167 | 361 | 43 | 143 | 691 | 99 | 52 | 149 | 265 | 174 | |
| 1998 Jan | : | 321 | 98 | : | 75 | 176 | 436 | 53 | 97 | 695 | 103 | 65 | 149 | 289 | 203 | |
| Feb | : | 313 | 113 | : | 52 | 199 | 465 | : | : | 777 | 117 | 61 | 159 | : | 206 | |
| Mar | : | : | : | : | : | 210 | : | : | : | : | : | : | : | : | : | |

| | 2006 | Rohstoffe CTCI 2+4 Eingänge Mio ECU | | | | | Raw materials CTCI 2+4 Arrivals Mio ECU | | | | | Matières premières CTCI 2+4 Arrivées Mio ECU | | | | |
|----------|-------|---|------|------|-----|------|---|-----|------|------|------|--|-----|------|------|----|
| | | EU-15 | BL | DK | D | EL | E | F | IRL | I | NL | A | P | FIN | S | UK |
| 1994 | 34702 | 3329 | 927 | 7799 | 332 | 2050 | 4109 | 348 | 6136 | 3058 | 1101 | 471 | 531 | 897 | 3613 | |
| 1995 | 38140 | 3870 | 1088 | 8454 | 341 | 2657 | 4617 | 351 | 6361 | 3163 | 1460 | 567 | 652 | 1038 | 3520 | |
| 1996 | 35935 | 3724 | 1056 | 7864 | 311 | 2434 | 4313 | 356 | 6048 | 2937 | 1266 | 601 | 599 | 887 | 3538 | |
| 1997 | 38472 | 4112 | 1239 | 7875 | 341 | 2301 | 4680 | 411 | 6552 | 3051 | 1448 | 654 | 692 | 1035 | 4081 | |
| 1997 Jan | 2840 | 279 | 109 | 572 | 26 | 174 | 356 | 29 | 430 | 238 | 113 | 54 | 61 | 90 | 308 | |
| Feb | 3091 | 321 | 96 | 623 | 30 | 158 | 402 | 29 | 525 | 257 | 123 | 50 | 60 | 74 | 342 | |
| Mar | 3296 | 360 | 96 | 661 | 24 | 191 | 411 | 37 | 559 | 278 | 124 | 56 | 55 | 90 | 354 | |
| Apr | 3482 | 380 | 116 | 656 | 25 | 228 | 424 | 39 | 597 | 285 | 139 | 54 | 69 | 94 | 378 | |
| May | 3325 | 341 | 107 | 712 | 38 | 199 | 403 | 35 | 578 | 277 | 120 | 60 | 43 | 90 | 322 | |
| Jun | 3406 | 419 | 108 | 699 | 31 | 207 | 397 | 38 | 579 | 276 | 118 | 57 | 52 | 83 | 342 | |
| Jul | 3205 | 319 | 63 | 688 | 27 | 187 | 375 | 38 | 590 | 268 | 120 | 58 | 54 | 58 | 360 | |
| Aug | 2651 | 341 | 96 | 609 | 19 | 119 | 280 | 30 | 319 | 247 | 105 | 39 | 51 | 92 | 303 | |
| Sep | 3497 | 379 | 112 | 666 | 31 | 222 | 429 | 34 | 638 | 301 | 129 | 59 | 61 | 95 | 342 | |
| Oct | 3468 | 387 | 134 | 635 | 42 | 242 | 444 | 37 | 597 | 217 | 123 | 64 | 55 | 98 | 395 | |
| Nov | 3142 | 321 | 107 | 724 | 30 | 189 | 364 | 35 | 527 | 222 | 113 | 54 | 50 | 82 | 322 | |
| Dec | 3069 | 266 | 94 | 630 | 18 | 186 | 395 | 31 | 613 | 185 | 122 | 48 | 90 | 88 | 314 | |
| 1998 Jan | : | 328 | 91 | : | 28 | 195 | 398 | 32 | 421 | 202 | 108 | 55 | 66 | 92 | 305 | |
| Feb | : | 324 | 87 | : | 29 | 201 | 417 | : | : | 191 | 115 | 51 | 67 | : | 310 | |
| Mar | : | : | : | : | : | 253 | : | : | : | : | : | : | : | : | : | |

HANDEL EXTRA-EU NACH WAREN
TRADE EXTRA-EU BY PRODUCT
COMMERCE EXTRA-UE PAR PRODUIT



| | Rohstoffe CTCI 2+4 Ausfuhren Mio ECU | | | | | Raw materials CTCI 2+4 Exports Mio ECU | | | | | Matières premières CTCI 2+4 Exportations Mio ECU | | | | |
|----------|--|-------|-----|------|-----|--|------|-----|------|------|--|-----|-----|------|------|
| | 2007 | EU-15 | BL | DK | D | EL | E | F | IRL | I | NL | A | P | FIN | S |
| 1994 | 12005 | 748 | 511 | 2169 | 266 | 679 | 1096 | 148 | 967 | 1961 | 430 | 258 | 693 | 919 | 1161 |
| 1995 | 13660 | 800 | 518 | 2510 | 292 | 887 | 1273 | 147 | 1085 | 2035 | 600 | 330 | 777 | 1128 | 1279 |
| 1996 | 13488 | 760 | 634 | 2349 | 391 | 809 | 1240 | 142 | 1274 | 1774 | 622 | 294 | 792 | 1097 | 1310 |
| 1997 | 15610 | 936 | 565 | 2722 | 383 | 1110 | 1370 | 248 | 1356 | 2273 | 514 | 301 | 949 | 1349 | 1534 |
| 1996 Dec | 1109 | 64 | 55 | 181 | 26 | 66 | 110 | 18 | 104 | 157 | 45 | 22 | 75 | 100 | 86 |
| 1997 Jan | 1176 | 68 | 44 | 183 | 53 | 72 | 99 | 30 | 82 | 216 | 35 | 23 | 54 | 95 | 123 |
| Feb | 1197 | 73 | 47 | 203 | 40 | 76 | 104 | 10 | 103 | 200 | 44 | 23 | 60 | 97 | 117 |
| Mar | 1310 | 86 | 37 | 213 | 35 | 101 | 134 | 29 | 121 | 190 | 49 | 27 | 75 | 100 | 113 |
| Apr | 1326 | 93 | 56 | 241 | 27 | 93 | 113 | 21 | 117 | 156 | 53 | 24 | 86 | 128 | 119 |
| May | 1259 | 71 | 45 | 205 | 35 | 96 | 102 | 18 | 120 | 190 | 49 | 20 | 87 | 108 | 113 |
| Jun | 1337 | 79 | 43 | 244 | 28 | 99 | 106 | 15 | 116 | 182 | 46 | 30 | 80 | 132 | 137 |
| Jul | 1377 | 75 | 46 | 229 | 16 | 106 | 120 | 25 | 141 | 193 | 42 | 30 | 80 | 115 | 160 |
| Aug | 1189 | 60 | 41 | 244 | 15 | 72 | 112 | 23 | 81 | 196 | 38 | 22 | 70 | 95 | 120 |
| Sep | 1394 | 75 | 50 | 260 | 16 | 73 | 140 | 17 | 117 | 238 | 45 | 26 | 94 | 115 | 128 |
| Oct | 1521 | 96 | 66 | 259 | 40 | 117 | 138 | 18 | 137 | 194 | 41 | 26 | 90 | 137 | 163 |
| Nov | 1264 | 78 | 44 | 230 | 44 | 104 | 89 | 18 | 114 | 164 | 36 | 28 | 77 | 113 | 124 |
| Dec | 1260 | 82 | 46 | 213 | 33 | 101 | 113 | 23 | 108 | 154 | 37 | 20 | 97 | 114 | 118 |
| 1998 Jan | 1109 | 84 | 32 | 203 | 32 | 90 | 104 | 15 | 91 | 160 | 29 | 23 | 45 | 94 | 107 |
| Feb | 1267 | 95 | 43 | 222 | 28 | 103 | 116 | 13 | 103 | 181 | 35 | 19 | 60 | 136 | 113 |

| | Rohstoffe CTCI 2+4 Einfuhren Mio ECU | | | | | Raw materials CTCI 2+4 Imports Mio ECU | | | | | Matières premières CTCI 2+4 Importations Mio ECU | | | | |
|----------|--|-------|-----|------|-----|--|------|-----|------|------|--|-----|------|-----|------|
| | 2008 | EU-15 | BL | DK | D | EL | E | F | IRL | I | NL | A | P | FIN | S |
| 1994 | 35437 | 2696 | 359 | 7571 | 357 | 2742 | 3549 | 243 | 6274 | 4182 | 947 | 718 | 805 | 785 | 4208 |
| 1995 | 40222 | 3128 | 439 | 8236 | 423 | 3213 | 3963 | 250 | 7169 | 4844 | 991 | 851 | 1043 | 943 | 4729 |
| 1996 | 37567 | 2673 | 467 | 7362 | 487 | 3285 | 3447 | 262 | 6338 | 4732 | 902 | 815 | 1106 | 839 | 4851 |
| 1997 | 42461 | 3062 | 535 | 8623 | 545 | 3924 | 3762 | 297 | 7094 | 5078 | 1041 | 829 | 1220 | 951 | 5499 |
| 1996 Dec | 3013 | 248 | 43 | 573 | 46 | 248 | 310 | 24 | 435 | 350 | 119 | 68 | 102 | 58 | 389 |
| 1997 Jan | 3420 | 249 | 51 | 727 | 38 | 285 | 317 | 24 | 592 | 395 | 51 | 66 | 80 | 67 | 478 |
| Feb | 3137 | 228 | 52 | 615 | 36 | 273 | 283 | 19 | 523 | 400 | 78 | 70 | 75 | 66 | 420 |
| Mar | 3380 | 227 | 47 | 657 | 52 | 306 | 313 | 24 | 591 | 403 | 88 | 74 | 91 | 68 | 439 |
| Apr | 3899 | 264 | 50 | 782 | 52 | 369 | 340 | 31 | 657 | 422 | 100 | 79 | 117 | 95 | 541 |
| May | 3763 | 304 | 48 | 749 | 50 | 336 | 316 | 23 | 655 | 431 | 86 | 68 | 102 | 77 | 517 |
| Jun | 3754 | 257 | 47 | 770 | 43 | 327 | 310 | 26 | 622 | 466 | 99 | 71 | 143 | 88 | 486 |
| Jul | 3589 | 256 | 32 | 754 | 50 | 341 | 295 | 23 | 651 | 411 | 97 | 68 | 76 | 67 | 468 |
| Aug | 2969 | 205 | 48 | 646 | 39 | 274 | 261 | 22 | 351 | 367 | 91 | 47 | 140 | 85 | 391 |
| Sep | 3761 | 274 | 44 | 769 | 44 | 371 | 341 | 29 | 686 | 440 | 87 | 81 | 88 | 79 | 428 |
| Oct | 3746 | 291 | 33 | 757 | 45 | 358 | 333 | 25 | 647 | 445 | 95 | 70 | 103 | 87 | 458 |
| Nov | 3542 | 262 | 43 | 673 | 46 | 342 | 334 | 27 | 574 | 487 | 87 | 59 | 112 | 84 | 414 |
| Dec | 3499 | 245 | 42 | 727 | 50 | 342 | 318 | 23 | 546 | 412 | 83 | 75 | 92 | 88 | 457 |
| 1998 Jan | 3698 | 250 | 45 | 735 | 47 | 360 | 330 | 24 | 633 | 426 | 82 | 86 | 101 | 159 | 417 |
| Feb | 3623 | 269 | 56 | 648 | 42 | 325 | 364 | 24 | 635 | 479 | 89 | 64 | 112 | 107 | 409 |

HANDEL INTRA-EU NACH WAREN
TRADE INTRA-EU BY PRODUCT
COMMERCE INTRA-UE PAR PRODUIT



| | 2009 | Energie CTCl 3 Versendungen Mio ECU | | | | | Energy CTCl 3 Dispatches Mio ECU | | | | | Energie CTCl 3 Expéditions Mio ECU | | | | |
|------|------|---|------|------|------|-----|--|------|-----|-----|-------|--|-----|-----|------|-------|
| | | EU-15 | BL | DK | D | EL | E | F | IRL | I | NL | A | P | FIN | S | UK |
| 1994 | | 28414 | 2483 | 938 | 2449 | 113 | 675 | 2950 | 128 | 546 | 9222 | 305 | 342 | 344 | 968 | 6950 |
| 1995 | | 28623 | 2480 | 903 | 2303 | 60 | 735 | 3387 | 135 | 504 | 9210 | 241 | 264 | 313 | 959 | 7128 |
| 1996 | | 37183 | 3096 | 1435 | 3574 | 89 | 944 | 3531 | 135 | 586 | 12208 | 305 | 193 | 554 | 1264 | 9268 |
| 1997 | | 37569 | 3123 | 1361 | 3380 | 141 | 1252 | 3798 | 169 | 951 | 9984 | 284 | 183 | 406 | 1145 | 11390 |
| 1997 | Jan | 3578 | 264 | 120 | 271 | 22 | 84 | 327 | 12 | 53 | 1194 | 15 | 16 | 53 | 118 | 1030 |
| | Feb | 3204 | 263 | 118 | 323 | 3 | 73 | 318 | 10 | 40 | 885 | 16 | 22 | 51 | 81 | 1003 |
| | Mar | 3212 | 231 | 112 | 343 | 25 | 115 | 302 | 23 | 58 | 805 | 14 | 12 | 36 | 90 | 1047 |
| | Apr | 2925 | 279 | 102 | 216 | 8 | 107 | 332 | 9 | 40 | 820 | 33 | 15 | 47 | 92 | 823 |
| | May | 3009 | 243 | 115 | 312 | 9 | 94 | 309 | 24 | 59 | 774 | 15 | 16 | 39 | 83 | 916 |
| | Jun | 2738 | 266 | 114 | 198 | 14 | 86 | 332 | 15 | 82 | 753 | 18 | 13 | 33 | 99 | 716 |
| | Jul | 3169 | 281 | 85 | 403 | 6 | 103 | 336 | 9 | 84 | 737 | 15 | 12 | 28 | 92 | 976 |
| | Aug | 3058 | 282 | 110 | 240 | 14 | 100 | 292 | 15 | 83 | 760 | 16 | 12 | 36 | 103 | 994 |
| | Sep | 3062 | 266 | 116 | 297 | 3 | 111 | 308 | 12 | 121 | 786 | 16 | 13 | 13 | 84 | 916 |
| | Oct | 3060 | 293 | 129 | 180 | 4 | 129 | 307 | 17 | 87 | 806 | 16 | 31 | 25 | 98 | 937 |
| | Nov | 3396 | 224 | 111 | 325 | 22 | 122 | 336 | 13 | 91 | 797 | 24 | 11 | 38 | 115 | 1167 |
| | Dec | 3160 | 231 | 130 | 269 | 11 | 128 | 299 | 10 | 154 | 868 | 87 | 10 | 8 | 89 | 865 |
| 1998 | Jan | : | 242 | 99 | : | 0 | 106 | 330 | 15 | 61 | 824 | 15 | 15 | 27 | 95 | 843 |
| | Feb | : | 278 | 75 | : | 7 | 106 | 324 | : | : | 673 | 17 | 4 | 26 | : | 723 |
| | Mar | : | : | : | : | : | 117 | : | : | : | : | : | : | : | : | : |

| | 2010 | Energie CTCl 3 Eingänge Mio ECU | | | | | Energy CTCl 3 Arrivals Mio ECU | | | | | Energie CTCl 3 Arrivées Mio ECU | | | | |
|------|------|---------------------------------------|------|-----|-------|-----|--------------------------------------|------|-----|------|------|---------------------------------------|-----|-----|------|------|
| | | EU-15 | BL | DK | D | EL | E | F | IRL | I | NL | A | P | FIN | S | UK |
| 1994 | | 26923 | 4836 | 419 | 8811 | 102 | 710 | 3661 | 447 | 1373 | 2297 | 421 | 298 | 534 | 1259 | 1755 |
| 1995 | | 27270 | 5050 | 351 | 8979 | 124 | 867 | 3910 | 480 | 1224 | 2252 | 458 | 416 | 620 | 1012 | 1527 |
| 1996 | | 34743 | 6622 | 447 | 11206 | 118 | 1023 | 4816 | 674 | 1484 | 2678 | 726 | 431 | 910 | 1746 | 1862 |
| 1997 | | 35609 | 7033 | 573 | 11335 | 109 | 844 | 4958 | 679 | 1526 | 3049 | 745 | 564 | 584 | 1804 | 1805 |
| 1997 | Jan | 3272 | 699 | 39 | 974 | 11 | 45 | 516 | 66 | 117 | 290 | 49 | 54 | 72 | 196 | 145 |
| | Feb | 3203 | 604 | 37 | 1090 | 11 | 67 | 430 | 61 | 122 | 287 | 54 | 35 | 68 | 151 | 185 |
| | Mar | 3014 | 585 | 32 | 1026 | 6 | 80 | 421 | 63 | 108 | 243 | 48 | 50 | 37 | 138 | 176 |
| | Apr | 2572 | 603 | 39 | 605 | 9 | 66 | 404 | 52 | 110 | 273 | 53 | 39 | 38 | 145 | 137 |
| | May | 3043 | 604 | 51 | 1042 | 12 | 67 | 404 | 51 | 110 | 287 | 52 | 49 | 71 | 100 | 144 |
| | Jun | 2567 | 556 | 50 | 742 | 10 | 56 | 343 | 47 | 123 | 223 | 55 | 29 | 22 | 123 | 189 |
| | Jul | 2766 | 557 | 48 | 947 | 12 | 76 | 406 | 46 | 110 | 230 | 60 | 33 | 44 | 100 | 99 |
| | Aug | 2945 | 528 | 61 | 983 | 10 | 48 | 440 | 61 | 133 | 233 | 57 | 53 | 22 | 163 | 153 |
| | Sep | 2624 | 534 | 53 | 622 | 5 | 109 | 347 | 59 | 122 | 279 | 48 | 63 | 54 | 198 | 129 |
| | Oct | 3260 | 582 | 57 | 1257 | 10 | 86 | 365 | 56 | 135 | 239 | 50 | 75 | 56 | 168 | 124 |
| | Nov | 3070 | 594 | 48 | 976 | 8 | 80 | 441 | 62 | 159 | 248 | 71 | 30 | 50 | 156 | 147 |
| | Dec | 3274 | 587 | 59 | 1070 | 7 | 65 | 440 | 55 | 177 | 217 | 147 | 56 | 49 | 166 | 177 |
| 1998 | Jan | : | 644 | 44 | : | 5 | 80 | 410 | 58 | 153 | 161 | 61 | 51 | 57 | 118 | 187 |
| | Feb | : | 576 | 39 | : | 6 | 79 | 288 | : | : | 196 | 56 | 38 | 39 | : | 177 |
| | Mar | : | : | : | : | : | 84 | : | : | : | : | : | : | : | : | : |

HANDEL EXTRA-EU NACH WAREN
TRADE EXTRA-EU BY PRODUCT
COMMERCE EXTRA-UE PAR PRODUIT



| | 2011 | Energie CTCI 3 Ausfuhren Mio ECU | | | | | Energy CTCI 3 Exports Mio ECU | | | | | | Energie CTCI 3 Exportations Mio ECU | | | |
|------|------|--|------|-----|------|-----|-------------------------------------|------|-----|------|------|-----|---|-----|-----|------|
| | | EU-15 | BL | DK | D | EL | E | F | IRL | I | NL | A | P | FIN | S | UK |
| 1994 | | 15375 | 1020 | 191 | 1590 | 713 | 844 | 1807 | 14 | 2061 | 1897 | 187 | 276 | 221 | 333 | 4221 |
| 1995 | | 13344 | 542 | 137 | 1531 | 454 | 872 | 1745 | 13 | 1880 | 1464 | 201 | 305 | 278 | 295 | 3627 |
| 1996 | | 15387 | 683 | 420 | 1670 | 689 | 1200 | 2201 | 11 | 2317 | 1225 | 262 | 250 | 425 | 551 | 3481 |
| 1997 | | 16417 | 846 | 247 | 1872 | 764 | 1161 | 2396 | 27 | 2531 | 1272 | 338 | 296 | 399 | 702 | 3567 |
| 1996 | Dec | 1579 | 55 | 36 | 221 | 110 | 95 | 195 | 0 | 203 | 103 | 27 | 33 | 35 | 62 | 402 |
| 1997 | Jan | 1621 | 81 | 30 | 146 | 54 | 92 | 198 | 6 | 248 | 122 | 28 | 32 | 24 | 85 | 474 |
| | Feb | 1347 | 60 | 22 | 144 | 53 | 89 | 197 | 0 | 214 | 86 | 23 | 27 | 49 | 60 | 324 |
| | Mar | 1327 | 71 | 18 | 157 | 57 | 79 | 243 | 0 | 181 | 112 | 27 | 30 | 31 | 46 | 276 |
| | Apr | 1505 | 85 | 19 | 196 | 55 | 89 | 211 | 4 | 229 | 108 | 26 | 28 | 48 | 49 | 358 |
| | May | 1464 | 93 | 14 | 159 | 102 | 110 | 223 | 0 | 171 | 141 | 22 | 24 | 29 | 50 | 326 |
| | Jun | 1216 | 47 | 20 | 116 | 48 | 75 | 198 | 0 | 214 | 111 | 24 | 23 | 29 | 46 | 264 |
| | Jul | 1369 | 89 | 6 | 153 | 79 | 96 | 188 | 3 | 231 | 136 | 28 | 17 | 28 | 58 | 258 |
| | Aug | 1203 | 50 | 10 | 132 | 44 | 115 | 168 | 0 | 186 | 90 | 29 | 27 | 26 | 51 | 276 |
| | Sep | 1394 | 66 | 26 | 134 | 61 | 109 | 196 | 0 | 219 | 110 | 30 | 22 | 30 | 69 | 322 |
| | Oct | 1503 | 114 | 29 | 194 | 93 | 110 | 189 | 6 | 243 | 97 | 36 | 26 | 40 | 68 | 260 |
| | Nov | 1244 | 49 | 33 | 167 | 33 | 97 | 174 | 0 | 208 | 80 | 32 | 22 | 45 | 71 | 232 |
| | Dec | 1223 | 42 | 22 | 176 | 83 | 100 | 210 | 8 | 188 | 80 | 32 | 18 | 21 | 48 | 197 |
| 1998 | Jan | 1297 | 123 | 27 | 130 | 50 | 93 | 239 | 0 | 138 | 95 | 23 | 24 | 31 | 45 | 277 |
| | Feb | 1040 | 86 | 23 | 99 | 44 | 84 | 222 | 2 | 163 | 54 | 25 | 16 | 19 | 29 | 174 |

| | 2012 | Energie CTCI 3 Einfuhren Mio ECU | | | | | Energy CTCI 3 Imports Mio ECU | | | | | | Energie CTCI 3 Importations Mio ECU | | | |
|------|------|--|------|------|-------|------|-------------------------------------|-------|-----|-------|-------|------|---|------|------|------|
| | | EU-15 | BL | DK | D | EL | E | F | IRL | I | NL | A | P | FIN | S | UK |
| 1994 | | 69113 | 2407 | 1100 | 13615 | 1665 | 6116 | 11090 | 376 | 10072 | 9973 | 1628 | 1645 | 1732 | 1956 | 5737 |
| 1995 | | 64755 | 2101 | 1111 | 13008 | 1286 | 6120 | 10106 | 338 | 10206 | 8205 | 1786 | 1669 | 1294 | 2049 | 5475 |
| 1996 | | 80257 | 2131 | 1316 | 16383 | 2145 | 7519 | 12831 | 347 | 12256 | 10410 | 2308 | 1676 | 1656 | 2588 | 6691 |
| 1997 | | 84505 | 2381 | 970 | 17931 | 1622 | 8406 | 14241 | 534 | 13038 | 9184 | 2244 | 1823 | 1980 | 2649 | 7503 |
| 1996 | Dec | 7957 | 237 | 111 | 1628 | 175 | 648 | 1246 | 30 | 1282 | 946 | 389 | 157 | 207 | 265 | 638 |
| 1997 | Jan | 7956 | 238 | 107 | 1669 | 172 | 678 | 1309 | 51 | 1303 | 914 | 205 | 202 | 185 | 249 | 673 |
| | Feb | 7052 | 218 | 103 | 1435 | 209 | 665 | 1246 | 34 | 1067 | 801 | 190 | 155 | 141 | 186 | 602 |
| | Mar | 6687 | 232 | 56 | 1510 | 112 | 620 | 1183 | 35 | 996 | 739 | 178 | 138 | 136 | 234 | 519 |
| | Apr | 6825 | 229 | 78 | 1330 | 97 | 668 | 1204 | 61 | 913 | 776 | 178 | 162 | 149 | 225 | 754 |
| | May | 6478 | 181 | 80 | 1460 | 127 | 644 | 1061 | 35 | 959 | 721 | 172 | 120 | 138 | 201 | 579 |
| | Jun | 6503 | 181 | 71 | 1461 | 83 | 623 | 1033 | 39 | 1005 | 743 | 156 | 121 | 188 | 195 | 603 |
| | Jul | 6962 | 182 | 55 | 1427 | 95 | 682 | 1229 | 58 | 968 | 857 | 184 | 164 | 180 | 189 | 692 |
| | Aug | 6981 | 147 | 77 | 1491 | 152 | 692 | 1148 | 36 | 1081 | 899 | 196 | 155 | 139 | 200 | 567 |
| | Sep | 7105 | 189 | 97 | 1466 | 183 | 762 | 1184 | 47 | 1169 | 691 | 194 | 147 | 159 | 201 | 615 |
| | Oct | 7763 | 206 | 100 | 1691 | 140 | 837 | 1271 | 51 | 1194 | 769 | 202 | 162 | 211 | 238 | 691 |
| | Nov | 7086 | 187 | 82 | 1519 | 83 | 743 | 1146 | 28 | 1175 | 677 | 200 | 161 | 173 | 335 | 579 |
| | Dec | 7107 | 191 | 62 | 1471 | 170 | 791 | 1226 | 59 | 1208 | 596 | 189 | 135 | 182 | 196 | 630 |
| 1998 | Jan | 6315 | 211 | 88 | 1381 | 74 | 588 | 1079 | 38 | 988 | 698 | 176 | 122 | 161 | 216 | 494 |
| | Feb | 6111 | 190 | 53 | 1150 | 283 | 700 | 1151 | 37 | 910 | 603 | 154 | 137 | 87 | 124 | 532 |

HANDEL INTRA-EU NACH WAREN
 TRADE INTRA-EU BY PRODUCT
 COMMERCE INTRA-UE PAR PRODUIT



| | 2013 | Chemische Erzeugnisse CTCI 5 Versendungen – Mio ECU | | | | | | | | | | Chemicals CTCI 5 Dispatches Mio ECU | | | | | Produits chimiques CTCI 5 Expéditions – Mio ECU | | |
|------|------|---|-------|------|-------|-----|------|-------|------|------|-------|---|-----|------|------|-------|---|--|--|
| | | EU-15 | BL | DK | D | EL | E | F | IRL | I | NL | A | P | FIN | S | UK | | | |
| 1994 | | 112675 | 15242 | 1723 | 27500 | 140 | 3265 | 17443 | 3752 | 6959 | 16472 | 2028 | 577 | 772 | 2475 | 14329 | | | |
| 1995 | | 128868 | 18097 | 2191 | 30803 | 191 | 4233 | 20156 | 4400 | 8018 | 18484 | 2430 | 680 | 1084 | 3181 | 14920 | | | |
| 1996 | | 132731 | 18975 | 2494 | 30464 | 149 | 4132 | 20706 | 5602 | 8823 | 17938 | 2497 | 656 | 1044 | 3466 | 15784 | | | |
| 1997 | | 143636 | 20357 | 2631 | 31528 | 156 | 4779 | 22636 | 7624 | 9883 | 17946 | 2719 | 703 | 1183 | 3673 | 17818 | | | |
| 1997 | Jan | 11822 | 1648 | 216 | 2516 | 11 | 359 | 1859 | 636 | 748 | 1594 | 229 | 52 | 102 | 313 | 1538 | | | |
| | Feb | 11579 | 1627 | 201 | 2548 | 10 | 365 | 1870 | 570 | 729 | 1526 | 224 | 55 | 92 | 310 | 1452 | | | |
| | Mar | 12022 | 1752 | 228 | 2583 | 12 | 411 | 1924 | 627 | 795 | 1542 | 230 | 59 | 94 | 287 | 1477 | | | |
| | Apr | 12584 | 1829 | 228 | 2541 | 13 | 454 | 2105 | 652 | 861 | 1590 | 245 | 66 | 108 | 347 | 1544 | | | |
| | May | 11984 | 1674 | 233 | 2649 | 17 | 419 | 1801 | 574 | 920 | 1588 | 225 | 57 | 98 | 300 | 1431 | | | |
| | Jun | 13027 | 1809 | 232 | 2980 | 16 | 430 | 1947 | 740 | 863 | 1627 | 238 | 57 | 99 | 337 | 1652 | | | |
| | Jul | 12451 | 1702 | 213 | 2743 | 12 | 412 | 1875 | 679 | 956 | 1600 | 239 | 77 | 91 | 289 | 1563 | | | |
| | Aug | 10278 | 1520 | 180 | 2288 | 11 | 294 | 1570 | 534 | 560 | 1441 | 187 | 51 | 90 | 282 | 1273 | | | |
| | Sep | 12576 | 1862 | 243 | 2571 | 12 | 432 | 2071 | 616 | 857 | 1701 | 238 | 68 | 102 | 291 | 1512 | | | |
| | Oct | 12940 | 1842 | 237 | 2676 | 15 | 463 | 2241 | 720 | 918 | 1525 | 246 | 69 | 107 | 312 | 1568 | | | |
| | Nov | 11728 | 1635 | 222 | 3000 | 13 | 394 | 1697 | 641 | 811 | 1164 | 224 | 47 | 98 | 331 | 1449 | | | |
| | Dec | 10645 | 1457 | 199 | 2433 | 13 | 345 | 1676 | 636 | 865 | 1047 | 194 | 47 | 101 | 275 | 1358 | | | |
| 1998 | Jan | : | 1959 | 213 | : | 11 | 403 | 2046 | 821 | 714 | 1213 | 278 | 65 | 113 | 317 | 1530 | | | |
| | Feb | : | 2008 | 201 | : | 13 | 440 | 2120 | : | : | 947 | 290 | 60 | 92 | : | 1555 | | | |
| | Mar | : | : | : | : | : | 442 | : | : | : | : | : | : | : | : | : | | | |

| | 2014 | Chemische Erzeugnisse CTCI 5 Eingänge – Mio ECU | | | | | | | | | | Chemicals CTCI 5 Arrivals Mio ECU | | | | | Produits chimiques CTCI 5 Arrivées Mio ECU | | |
|------|------|---|-------|------|-------|------|------|-------|------|-------|-------|---|------|------|------|-------|--|--|--|
| | | EU-15 | BL | DK | D | EL | E | F | IRL | I | NL | A | P | FIN | S | UK | | | |
| 1994 | | 111859 | 11117 | 2656 | 20335 | 1795 | 6957 | 17553 | 2073 | 13589 | 10995 | 3804 | 1925 | 1824 | 3672 | 13567 | | | |
| 1995 | | 127367 | 13248 | 3272 | 23070 | 2066 | 8505 | 19869 | 2247 | 15050 | 11733 | 4453 | 2244 | 2154 | 4057 | 15397 | | | |
| 1996 | | 130146 | 14560 | 3200 | 22518 | 2073 | 9032 | 20145 | 2483 | 15862 | 11110 | 4487 | 2467 | 2253 | 4250 | 15706 | | | |
| 1997 | | 139479 | 15615 | 3476 | 23166 | 2321 | 9317 | 21538 | 2992 | 17767 | 10606 | 4881 | 2595 | 2558 | 4435 | 18212 | | | |
| 1997 | Jan | 10558 | 1183 | 267 | 1677 | 176 | 676 | 1711 | 233 | 1183 | 900 | 377 | 212 | 186 | 311 | 1466 | | | |
| | Feb | 11293 | 1274 | 258 | 1814 | 201 | 694 | 1779 | 272 | 1435 | 906 | 381 | 211 | 195 | 399 | 1473 | | | |
| | Mar | 11691 | 1290 | 276 | 1952 | 173 | 700 | 1854 | 332 | 1385 | 979 | 410 | 231 | 211 | 374 | 1520 | | | |
| | Apr | 12059 | 1406 | 300 | 1783 | 203 | 867 | 1835 | 275 | 1498 | 997 | 430 | 247 | 236 | 421 | 1560 | | | |
| | May | 11982 | 1287 | 281 | 2073 | 254 | 801 | 1735 | 231 | 1632 | 992 | 401 | 220 | 219 | 362 | 1493 | | | |
| | Jun | 12387 | 1410 | 303 | 2077 | 195 | 854 | 1833 | 275 | 1703 | 950 | 435 | 237 | 224 | 387 | 1503 | | | |
| | Jul | 12131 | 1188 | 256 | 2170 | 217 | 768 | 1804 | 228 | 1573 | 1030 | 444 | 229 | 206 | 319 | 1700 | | | |
| | Aug | 10037 | 1171 | 287 | 1960 | 135 | 560 | 1406 | 213 | 1001 | 875 | 382 | 156 | 203 | 339 | 1349 | | | |
| | Sep | 12182 | 1291 | 309 | 1777 | 201 | 880 | 1926 | 244 | 1714 | 931 | 438 | 224 | 230 | 394 | 1622 | | | |
| | Oct | 12704 | 1463 | 359 | 1960 | 210 | 953 | 2067 | 255 | 1666 | 760 | 441 | 245 | 235 | 430 | 1660 | | | |
| | Nov | 11664 | 1333 | 302 | 2213 | 183 | 817 | 1776 | 236 | 1425 | 723 | 381 | 201 | 215 | 366 | 1494 | | | |
| | Dec | 10790 | 1318 | 279 | 1710 | 167 | 748 | 1810 | 199 | 1551 | 562 | 362 | 182 | 198 | 332 | 1372 | | | |
| 1998 | Jan | : | 1486 | 278 | : | 197 | 816 | 1934 | 225 | 1246 | 628 | 401 | 203 | 189 | 384 | 1401 | | | |
| | Feb | : | 1517 | 285 | : | 174 | 854 | 1903 | : | : | 594 | 420 | 211 | 219 | : | 1533 | | | |
| | Mar | : | : | : | : | : | 932 | : | : | : | : | : | : | : | : | : | | | |

HANDEL EXTRA-EU NACH WAREN
TRADE EXTRA-EU BY PRODUCT
COMMERCE EXTRA-UE PAR PRODUIT



| | Chemische Erzeugnisse CTCI 5 Ausfuhren – Mio ECU | | | | | Chemicals CTCI 5 Exports Mio ECU | | | | | | | Produits chimiques CTCI 5 Exportations – Mio ECU | | |
|----------|--|------|------|-------|-----|--|-------|------|------|------|------|-----|--|------|-------|
| | EU-15 | BL | DK | D | EL | E | F | IRL | I | NL | A | P | FIN | S | UK |
| 1994 | 68099 | 4696 | 1496 | 20604 | 199 | 2297 | 10920 | 2139 | 5220 | 5711 | 1440 | 165 | 882 | 2310 | 10020 |
| 1995 | 73462 | 5573 | 1570 | 22147 | 214 | 2641 | 11952 | 2002 | 6167 | 6271 | 1636 | 180 | 750 | 2072 | 10289 |
| 1996 | 80731 | 6656 | 1808 | 23437 | 313 | 2903 | 12816 | 2909 | 6759 | 6527 | 1787 | 195 | 935 | 2178 | 11510 |
| 1997 | 92508 | 7480 | 1777 | 27346 | 396 | 2717 | 14460 | 4276 | 7476 | 6598 | 2342 | 237 | 1136 | 2485 | 13783 |
| 1996 Dec | 6431 | 511 | 136 | 1778 | 24 | 240 | 1122 | 229 | 554 | 531 | 147 | 16 | 73 | 142 | 928 |
| 1997 Jan | 6692 | 553 | 140 | 1887 | 26 | 171 | 1103 | 285 | 483 | 558 | 114 | 16 | 75 | 191 | 1090 |
| Feb | 6825 | 596 | 136 | 1879 | 22 | 173 | 1142 | 297 | 555 | 540 | 199 | 18 | 83 | 185 | 1000 |
| Mar | 7316 | 593 | 135 | 2061 | 29 | 205 | 1187 | 332 | 623 | 581 | 228 | 19 | 81 | 192 | 1051 |
| Apr | 8034 | 660 | 148 | 2368 | 31 | 244 | 1277 | 358 | 653 | 502 | 223 | 19 | 94 | 253 | 1204 |
| May | 7644 | 594 | 148 | 2237 | 45 | 224 | 1149 | 298 | 656 | 576 | 178 | 21 | 107 | 196 | 1214 |
| Jun | 7956 | 568 | 160 | 2440 | 41 | 228 | 1206 | 350 | 648 | 611 | 191 | 21 | 92 | 215 | 1184 |
| Jul | 8540 | 651 | 168 | 2546 | 41 | 280 | 1284 | 456 | 752 | 616 | 195 | 21 | 106 | 202 | 1222 |
| Aug | 7446 | 617 | 141 | 2348 | 31 | 197 | 1114 | 427 | 455 | 508 | 168 | 21 | 104 | 199 | 1117 |
| Sep | 8137 | 645 | 144 | 2427 | 34 | 234 | 1221 | 479 | 642 | 604 | 216 | 20 | 95 | 237 | 1139 |
| Oct | 8678 | 731 | 163 | 2500 | 33 | 291 | 1438 | 380 | 717 | 540 | 246 | 20 | 121 | 230 | 1267 |
| Nov | 7436 | 620 | 143 | 2333 | 31 | 238 | 1035 | 386 | 646 | 460 | 205 | 21 | 95 | 209 | 1015 |
| Dec | 7806 | 652 | 153 | 2318 | 32 | 229 | 1306 | 228 | 647 | 501 | 179 | 20 | 82 | 178 | 1280 |
| 1998 Jan | 7475 | 763 | 143 | 2262 | 25 | 207 | 1140 | 420 | 549 | 440 | 173 | 18 | 84 | 206 | 1044 |
| Feb | 7715 | 614 | 150 | 2285 | 31 | 234 | 1191 | 499 | 623 | 449 | 183 | 20 | 79 | 211 | 1146 |

| | Chemische Erzeugnisse CTCI 5 Einfuhren – Mio ECU | | | | | Chemicals CTCI 5 Imports Mio ECU | | | | | | | Produits chimiques CTCI 5 Importations – Mio ECU | | |
|----------|--|------|-----|-------|-----|--|------|------|------|------|------|-----|---|------|------|
| | EU-15 | BL | DK | D | EL | E | F | IRL | I | NL | A | P | FIN | S | UK |
| 1994 | 37545 | 3239 | 634 | 8219 | 498 | 1878 | 5727 | 753 | 4610 | 3685 | 1019 | 359 | 684 | 1171 | 5069 |
| 1995 | 43063 | 4207 | 681 | 9333 | 537 | 2181 | 6391 | 977 | 5255 | 4645 | 964 | 349 | 562 | 1247 | 5734 |
| 1996 | 44736 | 4455 | 674 | 9406 | 588 | 2130 | 6592 | 999 | 5456 | 4648 | 1117 | 348 | 519 | 1194 | 6608 |
| 1997 | 50915 | 5139 | 706 | 10606 | 595 | 2478 | 7645 | 1291 | 6123 | 5528 | 1193 | 358 | 621 | 1290 | 7342 |
| 1996 Dec | 3679 | 351 | 56 | 705 | 48 | 160 | 567 | 94 | 409 | 328 | 187 | 27 | 44 | 121 | 580 |
| 1997 Jan | 4053 | 419 | 60 | 811 | 54 | 194 | 644 | 95 | 515 | 452 | 70 | 28 | 49 | 96 | 566 |
| Feb | 3765 | 414 | 53 | 718 | 48 | 167 | 610 | 83 | 489 | 421 | 89 | 23 | 41 | 84 | 524 |
| Mar | 4087 | 440 | 50 | 825 | 47 | 166 | 589 | 121 | 530 | 451 | 121 | 34 | 45 | 96 | 573 |
| Apr | 4590 | 459 | 74 | 932 | 55 | 267 | 653 | 132 | 552 | 455 | 113 | 34 | 56 | 129 | 679 |
| May | 4277 | 437 | 59 | 869 | 54 | 222 | 577 | 144 | 536 | 465 | 90 | 28 | 53 | 120 | 622 |
| Jun | 4356 | 449 | 58 | 926 | 51 | 203 | 652 | 125 | 515 | 505 | 97 | 31 | 55 | 111 | 578 |
| Jul | 4277 | 419 | 63 | 921 | 55 | 209 | 564 | 99 | 543 | 472 | 113 | 31 | 48 | 85 | 657 |
| Aug | 3616 | 379 | 50 | 783 | 28 | 164 | 567 | 88 | 283 | 404 | 80 | 24 | 50 | 105 | 611 |
| Sep | 4600 | 445 | 63 | 1009 | 42 | 227 | 711 | 80 | 583 | 509 | 99 | 32 | 57 | 114 | 630 |
| Oct | 4815 | 485 | 62 | 999 | 58 | 243 | 811 | 91 | 577 | 529 | 107 | 34 | 57 | 122 | 641 |
| Nov | 4349 | 426 | 60 | 950 | 52 | 219 | 577 | 124 | 518 | 484 | 118 | 31 | 58 | 128 | 604 |
| Dec | 4127 | 367 | 54 | 865 | 51 | 198 | 689 | 110 | 481 | 379 | 94 | 29 | 53 | 102 | 656 |
| 1998 Jan | 4602 | 458 | 63 | 874 | 48 | 253 | 765 | 163 | 564 | 436 | 123 | 35 | 49 | 108 | 661 |
| Feb | 4530 | 467 | 56 | 960 | 62 | 221 | 632 | 157 | 574 | 472 | 103 | 27 | 50 | 99 | 651 |

HANDEL INTRA-EU NACH WAREN
TRADE INTRA-EU BY PRODUCT
COMMERCE INTRA-UE PAR PRODUIT



| | 2017 | Maschinen und Fahrzeuge CTCI 7 – Versendungen Mio ECU | | | | | | Machinery and transport equipment CTCI 7 Dispatches – Mio ECU | | | | | Machines et matériels de transport CTCI 7 – Expéditions Mio ECU | | | | |
|------|------|---|-------|------|--------|-----|-------|---|-------|-------|-------|-------|---|------|-------|-------|--|
| | | EU-15 | BL | DK | D | EL | E | F | IRL | I | NL | A | P | FIN | S | UK | |
| 1994 | | 323409 | 26505 | 4444 | 94880 | 206 | 19508 | 50717 | 6345 | 32065 | 23104 | 9721 | 2728 | 3709 | 10666 | 38810 | |
| 1995 | | 371221 | 28493 | 5921 | 105921 | 313 | 22583 | 56716 | 8348 | 36637 | 28614 | 11261 | 3956 | 4933 | 13653 | 43873 | |
| 1996 | | 401274 | 32334 | 6758 | 107609 | 237 | 25943 | 60475 | 9170 | 40556 | 31254 | 11782 | 5195 | 5469 | 14962 | 49528 | |
| 1997 | | 439513 | 32928 | 7304 | 113922 | 285 | 26655 | 69488 | 11343 | 42121 | 35406 | 12878 | 5458 | 5978 | 15763 | 59983 | |
| 1997 | Jan | 32789 | 2498 | 591 | 8455 | 19 | 1984 | 5209 | 786 | 2752 | 2928 | 1017 | 441 | 428 | 1235 | 4445 | |
| | Feb | 34681 | 2791 | 568 | 9120 | 19 | 1936 | 5391 | 785 | 3171 | 2898 | 1093 | 422 | 447 | 1284 | 4756 | |
| | Mar | 37079 | 3014 | 539 | 9355 | 18 | 2076 | 5830 | 1151 | 3489 | 3099 | 1012 | 475 | 443 | 1303 | 5275 | |
| | Apr | 37958 | 2886 | 665 | 9556 | 23 | 2484 | 6106 | 837 | 3679 | 2995 | 1174 | 473 | 636 | 1402 | 5042 | |
| | May | 35547 | 2696 | 541 | 9435 | 26 | 2332 | 5393 | 820 | 3709 | 2829 | 948 | 459 | 456 | 1179 | 4725 | |
| | Jun | 39001 | 3169 | 598 | 10196 | 24 | 2489 | 5876 | 1150 | 3819 | 3042 | 1128 | 512 | 554 | 1269 | 5176 | |
| | Jul | 36561 | 2557 | 448 | 9711 | 31 | 2181 | 6018 | 658 | 4361 | 2732 | 1056 | 531 | 442 | 960 | 4877 | |
| | Aug | 26363 | 2091 | 611 | 7593 | 18 | 951 | 3600 | 781 | 1893 | 2513 | 731 | 207 | 419 | 1108 | 3846 | |
| | Sep | 40160 | 3080 | 681 | 9707 | 26 | 2496 | 6383 | 1111 | 3680 | 3625 | 1284 | 454 | 540 | 1603 | 5489 | |
| | Oct | 42158 | 3047 | 695 | 10539 | 31 | 2997 | 6969 | 930 | 4149 | 3168 | 1314 | 575 | 572 | 1548 | 5624 | |
| | Nov | 38141 | 2632 | 717 | 10015 | 24 | 2508 | 6063 | 1045 | 3598 | 2664 | 1107 | 508 | 544 | 1456 | 5259 | |
| | Dec | 39076 | 2468 | 651 | 10240 | 27 | 2221 | 6651 | 1288 | 3821 | 2912 | 1013 | 401 | 497 | 1416 | 5470 | |
| 1998 | Jan | : | 2729 | 571 | : | 19 | 2216 | 5917 | 920 | 2833 | 2538 | 990 | 400 | 527 | 1277 | 4495 | |
| | Feb | : | 2961 | 636 | : | 36 | 2389 | 6094 | : | : | 2386 | 1050 | 431 | 620 | : | 5056 | |
| | Mar | : | : | : | : | : | 2777 | : | : | : | : | : | : | : | : | : | |

| | 2018 | Maschinen und Fahrzeuge CTCI 7 –Eingänge Mio ECU | | | | | | Machinery and transport equipment CTCI 7 – Arrivals Mio ECU | | | | | Machines et matériels de transport CTCI 7 – Arrivées Mio ECU | | | | |
|------|------|--|-------|-------|-------|------|-------|---|------|-------|-------|-------|--|------|-------|-------|--|
| | | EU-15 | BL | DK | D | EL | E | F | IRL | I | NL | A | P | FIN | S | UK | |
| 1994 | | 304369 | 20781 | 6557 | 66357 | 3648 | 20747 | 52001 | 4105 | 29758 | 22729 | 12458 | 6430 | 3983 | 10450 | 44366 | |
| 1995 | | 346421 | 23675 | 9083 | 71680 | 3985 | 24939 | 60236 | 4834 | 34479 | 24715 | 14941 | 6867 | 6029 | 14204 | 46754 | |
| 1996 | | 379083 | 28143 | 9383 | 75204 | 4017 | 29761 | 63980 | 5521 | 37209 | 27190 | 15868 | 8307 | 6813 | 15267 | 52421 | |
| 1997 | | 410729 | 31257 | 10339 | 75534 | 4443 | 30148 | 67727 | 7052 | 42806 | 27935 | 16598 | 8718 | 7498 | 16738 | 63938 | |
| 1997 | Jan | 29881 | 2295 | 798 | 5694 | 290 | 2024 | 4936 | 560 | 2800 | 2265 | 1189 | 659 | 486 | 1211 | 4674 | |
| | Feb | 32521 | 2626 | 792 | 6225 | 321 | 2322 | 5437 | 686 | 3076 | 2326 | 1353 | 651 | 569 | 1303 | 4833 | |
| | Mar | 34398 | 2973 | 815 | 6222 | 319 | 2498 | 5602 | 592 | 3461 | 2559 | 1376 | 763 | 618 | 1376 | 5225 | |
| | Apr | 36088 | 2850 | 869 | 6470 | 327 | 2751 | 5933 | 620 | 3682 | 2412 | 1613 | 778 | 667 | 1481 | 5634 | |
| | May | 33387 | 2668 | 797 | 6387 | 444 | 2506 | 5270 | 563 | 3649 | 2279 | 1210 | 720 | 586 | 1263 | 5045 | |
| | Jun | 36699 | 2896 | 928 | 6678 | 419 | 2706 | 5695 | 540 | 3879 | 2511 | 1446 | 778 | 626 | 1375 | 6222 | |
| | Jul | 35113 | 2346 | 747 | 6349 | 453 | 2491 | 5787 | 591 | 3601 | 2244 | 1383 | 742 | 573 | 1084 | 6722 | |
| | Aug | 24484 | 1859 | 704 | 4663 | 268 | 1247 | 3975 | 448 | 1995 | 1850 | 1072 | 453 | 520 | 1204 | 4224 | |
| | Sep | 36378 | 2827 | 1001 | 6282 | 323 | 2746 | 6182 | 538 | 4086 | 2657 | 1661 | 701 | 688 | 1536 | 5150 | |
| | Oct | 39329 | 2738 | 1007 | 7377 | 468 | 3224 | 6633 | 635 | 4237 | 2395 | 1500 | 890 | 770 | 1683 | 5771 | |
| | Nov | 35966 | 2602 | 927 | 6306 | 407 | 2882 | 6125 | 655 | 3896 | 2253 | 1384 | 775 | 703 | 1653 | 5397 | |
| | Dec | 36485 | 2576 | 954 | 6879 | 403 | 2751 | 6152 | 624 | 4443 | 2183 | 1411 | 808 | 693 | 1570 | 5040 | |
| 1998 | Jan | : | 2618 | 851 | : | 291 | 2379 | 5611 | 635 | 2962 | 1983 | 1138 | 584 | 550 | 1347 | 4599 | |
| | Feb | : | 2969 | 878 | : | 352 | 2715 | 6015 | : | : | 1993 | 1392 | 699 | 646 | : | 4959 | |
| | Mar | : | : | : | : | : | 3167 | : | : | : | : | : | : | : | : | : | |

HANDEL EXTRA-EU NACH WAREN
TRADE EXTRA-EU BY PRODUCT
COMMERCE EXTRA-UE PAR PRODUIT



| | Maschinen und Fahrzeuge CTCI 7 – Ausfuhren Mio ECU | | | | | Machinery and transport equipment CTCI 7 – Exports Mio ECU | | | | | Machines et matériels de transport CTCI 7 – Exportations Mio ECU | | | | |
|----------|--|------|------|--------|-----|--|-------|------|-------|-------|--|------|------|-------|-------|
| | EU-15 | BL | DK | D | EL | E | F | IRL | I | NL | A | P | FIN | S | UK |
| 1994 | 231487 | 7408 | 3944 | 81018 | 278 | 7003 | 39252 | 2491 | 26970 | 9096 | 5046 | 556 | 4268 | 12548 | 31611 |
| 1995 | 255921 | 7495 | 4212 | 89859 | 350 | 8190 | 41675 | 3533 | 30392 | 9527 | 5993 | 736 | 6117 | 14092 | 33749 |
| 1996 | 282753 | 7874 | 4275 | 95987 | 408 | 9528 | 43838 | 4293 | 35595 | 9617 | 6837 | 939 | 7179 | 16678 | 39705 |
| 1997 | 328895 | 9071 | 4431 | 110016 | 517 | 9688 | 50647 | 5929 | 37512 | 11250 | 8553 | 1002 | 8347 | 18848 | 53083 |
| 1996 Dec | 25754 | 715 | 333 | 8183 | 28 | 977 | 4337 | 348 | 3247 | 888 | 676 | 77 | 635 | 1498 | 3812 |
| 1997 Jan | 22374 | 629 | 284 | 7724 | 41 | 608 | 3207 | 357 | 2358 | 785 | 423 | 77 | 555 | 1226 | 4099 |
| Feb | 23421 | 730 | 304 | 7981 | 33 | 651 | 3430 | 344 | 2702 | 846 | 681 | 68 | 500 | 1393 | 3758 |
| Mar | 25170 | 751 | 368 | 8371 | 34 | 728 | 4114 | 389 | 2791 | 952 | 660 | 71 | 729 | 1556 | 3657 |
| Apr | 28061 | 792 | 422 | 9271 | 45 | 794 | 4308 | 445 | 3290 | 841 | 753 | 83 | 645 | 1750 | 4623 |
| May | 26015 | 716 | 374 | 8281 | 37 | 745 | 4093 | 483 | 3314 | 965 | 640 | 78 | 633 | 1518 | 4138 |
| Jun | 28010 | 724 | 358 | 9195 | 55 | 830 | 4635 | 543 | 3227 | 1060 | 770 | 101 | 638 | 1638 | 4236 |
| Jul | 31128 | 816 | 432 | 10206 | 64 | 896 | 4599 | 528 | 3782 | 1114 | 778 | 92 | 920 | 1407 | 5494 |
| Aug | 23977 | 596 | 279 | 7967 | 35 | 605 | 3573 | 473 | 2637 | 816 | 594 | 67 | 606 | 1329 | 4400 |
| Sep | 29440 | 810 | 380 | 10623 | 37 | 886 | 4661 | 607 | 2770 | 1137 | 756 | 85 | 744 | 1700 | 4243 |
| Oct | 31413 | 946 | 431 | 10419 | 48 | 1070 | 4987 | 584 | 3517 | 1004 | 876 | 92 | 824 | 1906 | 4708 |
| Nov | 28771 | 748 | 392 | 9911 | 39 | 938 | 4151 | 583 | 3465 | 718 | 783 | 98 | 833 | 1779 | 4333 |
| Dec | 31115 | 813 | 408 | 10067 | 48 | 937 | 4889 | 593 | 3659 | 1012 | 839 | 91 | 720 | 1647 | 5393 |
| 1998 Jan | 24124 | 828 | 299 | 8301 | 35 | 685 | 3861 | 517 | 2413 | 850 | 587 | 75 | 501 | 1273 | 3899 |
| Feb | 26351 | 835 | 330 | 8826 | 41 | 791 | 4279 | 517 | 2828 | 922 | 677 | 85 | 804 | 1489 | 3927 |

| | Maschinen und Fahrzeuge CTCI 7 – Einfuhren Mio ECU | | | | | Machinery and transport equipment CTCI 7 – Imports Mio ECU | | | | | Machines et matériels de transport CTCI 7 – Importations Mio ECU | | | | |
|----------|--|------|------|-------|------|--|-------|------|-------|-------|--|------|------|------|-------|
| | EU-15 | BL | DK | D | EL | E | F | IRL | I | NL | A | P | FIN | S | UK |
| 1994 | 164738 | 6208 | 2573 | 42223 | 1512 | 5655 | 27391 | 4137 | 10419 | 14288 | 5204 | 1401 | 3070 | 6002 | 34655 |
| 1995 | 173365 | 7489 | 2597 | 47172 | 1441 | 6118 | 25225 | 5471 | 11646 | 16467 | 3698 | 1527 | 2872 | 5587 | 36054 |
| 1996 | 187887 | 7777 | 2797 | 49123 | 2161 | 6426 | 27239 | 5478 | 12203 | 18937 | 4326 | 1523 | 3053 | 6052 | 40792 |
| 1997 | 225759 | 8772 | 3010 | 56000 | 2220 | 7259 | 33496 | 6730 | 14019 | 23838 | 5228 | 1885 | 3475 | 7063 | 52762 |
| 1996 Dec | 15724 | 604 | 240 | 3851 | 258 | 494 | 2420 | 465 | 971 | 1757 | 395 | 121 | 275 | 490 | 3384 |
| 1997 Jan | 16677 | 711 | 290 | 4384 | 123 | 496 | 2296 | 390 | 981 | 1883 | 392 | 148 | 266 | 527 | 3790 |
| Feb | 16292 | 684 | 231 | 4067 | 138 | 547 | 2154 | 382 | 916 | 1886 | 432 | 122 | 243 | 492 | 4000 |
| Mar | 18226 | 763 | 208 | 4218 | 155 | 552 | 2824 | 546 | 1059 | 2020 | 415 | 135 | 309 | 539 | 4482 |
| Apr | 20423 | 877 | 298 | 5487 | 217 | 718 | 3113 | 673 | 1246 | 1667 | 452 | 155 | 293 | 647 | 4580 |
| May | 18096 | 734 | 251 | 4164 | 228 | 659 | 2562 | 594 | 1208 | 2009 | 379 | 163 | 271 | 531 | 4342 |
| Jun | 18819 | 746 | 216 | 4555 | 246 | 603 | 2875 | 526 | 1177 | 1946 | 419 | 171 | 254 | 621 | 4464 |
| Jul | 18835 | 671 | 205 | 4654 | 213 | 734 | 2709 | 557 | 1254 | 1892 | 423 | 181 | 246 | 460 | 4636 |
| Aug | 16111 | 600 | 224 | 4220 | 159 | 409 | 2313 | 494 | 756 | 1562 | 351 | 159 | 250 | 586 | 4027 |
| Sep | 20546 | 784 | 282 | 4996 | 203 | 604 | 3222 | 615 | 1392 | 2453 | 437 | 168 | 370 | 663 | 4359 |
| Oct | 21356 | 807 | 250 | 5386 | 200 | 711 | 3292 | 660 | 1330 | 2341 | 494 | 150 | 365 | 694 | 4677 |
| Nov | 19987 | 674 | 288 | 5111 | 168 | 628 | 2781 | 700 | 1364 | 2062 | 581 | 167 | 302 | 677 | 4486 |
| Dec | 20391 | 721 | 269 | 4758 | 169 | 597 | 3357 | 592 | 1337 | 2116 | 453 | 168 | 306 | 628 | 4919 |
| 1998 Jan | 19630 | 801 | 318 | 4971 | 200 | 615 | 2719 | 709 | 1295 | 2304 | 405 | 150 | 298 | 572 | 4273 |
| Feb | 20164 | 831 | 269 | 5055 | 120 | 716 | 3111 | 663 | 1377 | 1901 | 445 | 162 | 302 | 571 | 4641 |

HANDEL INTRA-EU NACH WAREN
TRADE INTRA-EU BY PRODUCT
COMMERCE INTRA-UE PAR PRODUIT



| | 2021 | Andere verschiedene Fertigwaren CTIC 6+8 Versendungen – Mio ECU | | | | | Other manufactured articles CTIC 6+8 Dispatches – Mio ECU | | | | | Autres articles manufacturés CTIC 6+8 Expéditions – Mio ECU | | | | |
|------|------|---|-------|------|-------|------|---|-------|------|-------|-------|---|------|------|-------|-------|
| | | EU-15 | BL | DK | D | EL | E | F | IRL | I | NL | A | P | FIN | S | UK |
| 1994 | | 274375 | 29087 | 6148 | 57831 | 2270 | 11032 | 33784 | 4700 | 43896 | 22938 | 10635 | 6977 | 7356 | 10808 | 26913 |
| 1995 | | 306697 | 34054 | 7989 | 63043 | 2392 | 13577 | 37805 | 5627 | 47400 | 25477 | 12398 | 7322 | 8916 | 12513 | 28185 |
| 1996 | | 311487 | 34989 | 8431 | 61342 | 2087 | 14865 | 38197 | 5883 | 49514 | 24676 | 11999 | 7946 | 8385 | 13057 | 30117 |
| 1997 | | 326445 | 35849 | 8156 | 61871 | 2044 | 15688 | 41003 | 6027 | 50946 | 26181 | 13716 | 8242 | 9183 | 13539 | 34000 |
| 1997 | Jan | 26096 | 3009 | 678 | 4760 | 180 | 1204 | 3313 | 522 | 3749 | 2129 | 1066 | 741 | 773 | 1149 | 2824 |
| | Feb | 26353 | 2883 | 665 | 5123 | 144 | 1165 | 3325 | 482 | 4064 | 2096 | 1059 | 702 | 715 | 1092 | 2837 |
| | Mar | 27312 | 3097 | 643 | 5119 | 170 | 1315 | 3519 | 553 | 4144 | 2310 | 1102 | 707 | 734 | 988 | 2912 |
| | Apr | 27959 | 3225 | 701 | 4769 | 180 | 1437 | 3577 | 526 | 4207 | 2367 | 1175 | 706 | 842 | 1194 | 3055 |
| | May | 26182 | 2797 | 620 | 5037 | 205 | 1270 | 3189 | 456 | 4088 | 2173 | 1018 | 677 | 773 | 1095 | 2782 |
| | Jun | 28285 | 3152 | 673 | 5267 | 185 | 1348 | 3563 | 526 | 4444 | 2445 | 1171 | 727 | 724 | 1180 | 2880 |
| | Jul | 28602 | 2980 | 570 | 5223 | 195 | 1346 | 3537 | 472 | 5369 | 2311 | 1201 | 876 | 688 | 960 | 2875 |
| | Aug | 22238 | 2436 | 722 | 4907 | 144 | 880 | 2369 | 379 | 2645 | 2120 | 926 | 461 | 713 | 1087 | 2449 |
| | Sep | 30349 | 3490 | 797 | 5412 | 163 | 1460 | 3862 | 533 | 4980 | 2641 | 1278 | 663 | 813 | 1231 | 3026 |
| | Oct | 31217 | 3456 | 807 | 5865 | 174 | 1630 | 4103 | 554 | 4977 | 2128 | 1378 | 766 | 891 | 1315 | 3172 |
| | Nov | 27284 | 2850 | 717 | 5504 | 177 | 1436 | 3472 | 526 | 4074 | 1927 | 1254 | 660 | 796 | 1177 | 2714 |
| | Dec | 24569 | 2475 | 564 | 4884 | 126 | 1197 | 3175 | 497 | 4205 | 1535 | 1088 | 558 | 721 | 1071 | 2474 |
| 1998 | Jan | : | 3411 | 715 | : | 137 | 1371 | 3590 | 451 | 3532 | 1849 | 1053 | 670 | 836 | 1197 | 2585 |
| | Feb | : | 3275 | 698 | : | 249 | 1510 | 3638 | : | : | 1836 | 1136 | 655 | 823 | : | 2633 |
| | Mar | : | : | : | : | : | 1611 | : | : | : | : | : | : | : | : | : |

| | 2022 | Andere verschiedene Fertigwaren CTIC 6+8 Eingänge – Mio ECU | | | | | Other manufactured articles CTIC 6+8 Arrivals – Mio ECU | | | | | Autres articles manufacturés CTIC 6+8 Arrivées – Mio ECU | | | | |
|------|------|---|-------|------|-------|------|---|-------|------|-------|-------|--|------|------|-------|-------|
| | | EU-15 | BL | DK | D | EL | E | F | IRL | I | NL | A | P | FIN | S | UK |
| 1994 | | 254673 | 23268 | 6656 | 56977 | 4018 | 13461 | 41885 | 4026 | 21934 | 22555 | 12615 | 5564 | 3288 | 8913 | 29513 |
| 1995 | | 281983 | 25962 | 8712 | 62035 | 4759 | 16158 | 47030 | 4621 | 25077 | 22813 | 14662 | 6244 | 3977 | 9515 | 30417 |
| 1996 | | 286357 | 26927 | 8350 | 60439 | 4408 | 17371 | 46960 | 5235 | 25161 | 23051 | 14902 | 6951 | 4100 | 9681 | 32821 |
| 1997 | | 297124 | 28030 | 9187 | 56977 | 4640 | 17950 | 49796 | 5741 | 27890 | 20669 | 15397 | 7435 | 4665 | 10234 | 38513 |
| 1997 | Jan | 22906 | 2283 | 769 | 4268 | 281 | 1269 | 3834 | 454 | 1850 | 1817 | 1189 | 573 | 329 | 802 | 3187 |
| | Feb | 24082 | 2452 | 713 | 4522 | 358 | 1393 | 4014 | 452 | 2165 | 1836 | 1266 | 589 | 373 | 839 | 3111 |
| | Mar | 24966 | 2594 | 740 | 4655 | 384 | 1477 | 4169 | 479 | 2252 | 1905 | 1273 | 648 | 404 | 851 | 3136 |
| | Apr | 25293 | 2415 | 778 | 4376 | 364 | 1596 | 4285 | 482 | 2381 | 1984 | 1314 | 672 | 421 | 922 | 3303 |
| | May | 24051 | 2248 | 739 | 4703 | 441 | 1481 | 3982 | 433 | 2392 | 1757 | 1125 | 619 | 355 | 806 | 2969 |
| | Jun | 25839 | 2499 | 746 | 5008 | 374 | 1539 | 4424 | 481 | 2468 | 1948 | 1282 | 641 | 382 | 811 | 3237 |
| | Jul | 25652 | 2220 | 664 | 5019 | 441 | 1483 | 4275 | 494 | 2406 | 1891 | 1421 | 666 | 354 | 671 | 3645 |
| | Aug | 20707 | 2108 | 722 | 4576 | 306 | 998 | 3102 | 437 | 1357 | 1552 | 1174 | 424 | 373 | 828 | 2751 |
| | Sep | 26955 | 2541 | 866 | 4789 | 444 | 1695 | 4556 | 526 | 2768 | 1896 | 1466 | 692 | 448 | 932 | 3338 |
| | Oct | 27764 | 2536 | 909 | 5273 | 514 | 1793 | 4846 | 528 | 2656 | 1455 | 1467 | 732 | 446 | 1015 | 3595 |
| | Nov | 25123 | 2097 | 820 | 5150 | 384 | 1606 | 4183 | 523 | 2313 | 1457 | 1276 | 626 | 408 | 940 | 3339 |
| | Dec | 23786 | 2038 | 720 | 4639 | 347 | 1620 | 4126 | 453 | 2883 | 1171 | 1145 | 553 | 371 | 817 | 2902 |
| 1998 | Jan | : | 2411 | 759 | : | 315 | 1533 | 4172 | 461 | 1905 | 1320 | 1253 | 544 | 332 | 819 | 2801 |
| | Feb | : | 2554 | 752 | : | 409 | 1707 | 4350 | : | : | 1382 | 1274 | 583 | 401 | : | 2954 |
| | Mar | : | : | : | : | : | 1811 | : | : | : | : | : | : | : | : | : |

HANDEL EXTRA-EU NACH WAREN
TRADE EXTRA-EU BY PRODUCT
COMMERCE EXTRA-UE PAR PRODUIT



| | Andere verschiedene Fertigwaren CTCI 6+8 Ausfuhren – Mio ECU | | | | Other manufactured articles CTCI 6+8 Exports – Mio ECU | | | | | | | Autres articles manufacturés CTCI 6+8 Exportations – Mio ECU | | | |
|----------|--|-------|------|-------|--|------|-------|------|-------|------|------|--|------|------|-------|
| | EU-15 | BL | DK | D | EL | E | F | IRL | I | NL | A | P | FIN | S | UK |
| | 2023 | | | | | | | | | | | | | | |
| 1994 | 154122 | 12566 | 2441 | 37607 | 1050 | 7815 | 18773 | 1086 | 29315 | 5986 | 5498 | 1498 | 4120 | 6043 | 20324 |
| 1995 | 167592 | 13132 | 2794 | 42214 | 1285 | 8273 | 20213 | 1310 | 32413 | 6216 | 5954 | 1613 | 4796 | 6727 | 20651 |
| 1996 | 183200 | 14317 | 3214 | 43679 | 1452 | 9426 | 21420 | 1640 | 37608 | 6267 | 6168 | 1728 | 4813 | 7453 | 24015 |
| 1997 | 204140 | 15412 | 3312 | 48986 | 2166 | 9229 | 22573 | 2132 | 40984 | 7404 | 7150 | 1848 | 5568 | 8155 | 29222 |
| 1996 Dec | 14888 | 1207 | 259 | 3407 | 136 | 799 | 1939 | 177 | 2955 | 563 | 500 | 124 | 365 | 547 | 1911 |
| 1997 Jan | 14127 | 1227 | 230 | 3320 | 100 | 658 | 1545 | 156 | 2645 | 523 | 406 | 128 | 392 | 613 | 2183 |
| Feb | 15151 | 1281 | 258 | 3526 | 99 | 596 | 1627 | 179 | 3144 | 553 | 586 | 129 | 373 | 629 | 2172 |
| Mar | 16119 | 1327 | 247 | 3809 | 113 | 712 | 1817 | 150 | 3357 | 597 | 561 | 143 | 415 | 596 | 2276 |
| Apr | 17198 | 1341 | 264 | 4187 | 125 | 815 | 1973 | 173 | 3291 | 545 | 616 | 144 | 446 | 727 | 2552 |
| May | 16532 | 1303 | 275 | 3736 | 178 | 765 | 1764 | 164 | 3431 | 609 | 557 | 155 | 446 | 647 | 2501 |
| Jun | 17413 | 1302 | 279 | 4403 | 145 | 771 | 1958 | 179 | 3430 | 692 | 619 | 158 | 447 | 689 | 2340 |
| Jul | 19554 | 1552 | 241 | 4482 | 239 | 927 | 2190 | 180 | 4259 | 678 | 635 | 210 | 504 | 577 | 2878 |
| Aug | 14905 | 928 | 278 | 3736 | 245 | 658 | 1460 | 150 | 2958 | 592 | 549 | 141 | 496 | 623 | 2092 |
| Sep | 18405 | 1435 | 324 | 4607 | 255 | 725 | 1993 | 194 | 3432 | 660 | 682 | 143 | 541 | 821 | 2595 |
| Oct | 20133 | 1351 | 342 | 4657 | 248 | 943 | 2363 | 204 | 4186 | 668 | 718 | 188 | 574 | 852 | 2839 |
| Nov | 17400 | 1257 | 299 | 4267 | 197 | 849 | 1838 | 226 | 3550 | 657 | 621 | 160 | 487 | 709 | 2283 |
| Dec | 17202 | 1110 | 275 | 4257 | 221 | 811 | 2045 | 176 | 3300 | 630 | 599 | 149 | 447 | 672 | 2511 |
| 1998 Jan | 14770 | 1139 | 255 | 3718 | 122 | 662 | 1678 | 172 | 2703 | 511 | 468 | 144 | 423 | 644 | 2130 |
| Feb | 16196 | 1308 | 272 | 3994 | 127 | 746 | 1886 | 184 | 3218 | 562 | 591 | 147 | 437 | 694 | 2030 |

| | Andere verschiedene Fertigwaren CTCI 6+8 Einfuhren – Mio ECU | | | | Other manufactured articles CTCI 6+8 – Imports Mio ECU | | | | | | | Autres articles manufacturés CTCI 6+8 – Importations Mio ECU | | | |
|----------|--|-------|------|-------|--|------|-------|------|-------|-------|------|--|------|------|-------|
| | EU-15 | BL | DK | D | EL | E | F | IRL | I | NL | A | P | FIN | S | UK |
| | 2024 | | | | | | | | | | | | | | |
| 1994 | 154015 | 12362 | 2618 | 46688 | 1401 | 4588 | 17288 | 1248 | 14826 | 11070 | 4837 | 915 | 1876 | 4871 | 29427 |
| 1995 | 164854 | 13880 | 2964 | 49856 | 1789 | 5427 | 18297 | 1239 | 17221 | 12595 | 3934 | 1114 | 1744 | 4646 | 30147 |
| 1996 | 169690 | 15088 | 3101 | 48981 | 1966 | 5529 | 18411 | 1389 | 17040 | 13305 | 4495 | 1133 | 1813 | 4738 | 32699 |
| 1997 | 195381 | 16638 | 3618 | 53723 | 2548 | 6876 | 20718 | 1866 | 20100 | 15821 | 4931 | 1361 | 2048 | 5270 | 39863 |
| 1996 Dec | 13041 | 1151 | 219 | 3648 | 154 | 402 | 1462 | 114 | 1182 | 1104 | 544 | 89 | 190 | 334 | 2448 |
| 1997 Jan | 15651 | 1328 | 320 | 4567 | 182 | 532 | 1689 | 127 | 1556 | 1312 | 336 | 102 | 138 | 430 | 3032 |
| Feb | 14715 | 1239 | 302 | 4137 | 200 | 488 | 1559 | 123 | 1543 | 1238 | 395 | 94 | 152 | 398 | 2846 |
| Mar | 15326 | 1391 | 274 | 4189 | 189 | 507 | 1613 | 145 | 1582 | 1270 | 400 | 103 | 187 | 393 | 3084 |
| Apr | 16484 | 1452 | 300 | 4550 | 210 | 609 | 1771 | 163 | 1685 | 1209 | 401 | 119 | 209 | 468 | 3338 |
| May | 15326 | 1372 | 262 | 3889 | 218 | 558 | 1635 | 138 | 1641 | 1306 | 356 | 112 | 153 | 395 | 3292 |
| Jun | 16274 | 1429 | 276 | 4437 | 189 | 569 | 1772 | 153 | 1800 | 1334 | 405 | 110 | 160 | 415 | 3227 |
| Jul | 17538 | 1336 | 281 | 4901 | 233 | 612 | 1964 | 165 | 1937 | 1425 | 459 | 130 | 159 | 365 | 3571 |
| Aug | 15056 | 1336 | 338 | 4360 | 177 | 529 | 1524 | 157 | 1019 | 1168 | 416 | 94 | 173 | 491 | 3273 |
| Sep | 18829 | 1539 | 359 | 5017 | 235 | 710 | 1956 | 183 | 2191 | 1661 | 463 | 140 | 248 | 538 | 3590 |
| Oct | 18292 | 1591 | 350 | 4908 | 268 | 660 | 1856 | 177 | 1874 | 1548 | 475 | 136 | 170 | 522 | 3756 |
| Nov | 16210 | 1319 | 291 | 4527 | 211 | 533 | 1587 | 177 | 1674 | 1313 | 422 | 111 | 149 | 446 | 3448 |
| Dec | 15681 | 1308 | 264 | 4241 | 236 | 569 | 1793 | 158 | 1599 | 1035 | 402 | 109 | 151 | 409 | 3407 |
| 1998 Jan | 17335 | 1472 | 357 | 4594 | 183 | 666 | 1865 | 177 | 1964 | 1419 | 420 | 131 | 157 | 470 | 3460 |
| Feb | 17315 | 1418 | 335 | 4440 | 212 | 612 | 1820 | 179 | 1990 | 1449 | 424 | 135 | 171 | 470 | 3660 |

Verbraucherpreise
Consumer prices
Prix à la consommation

HARMONISIERTE VERBRAUCHERPREISINDIZES
HARMONIZED INDICES OF CONSUMER PRICES
INDICES HARMONISÉS DES PRIX À LA CONSOMMATION



| | 2101 Gesamtindex 1996 = 100 | | | | | | | | | | | | | | | | |
|----------|--------------------------------------|--------|-------|-------|-------|-------|-------|-------|-------|-------|-------|-------|-------|-------|-------|-------|-------|
| | Hicp (all-items index) 1996 = 100 | | | | | | | | | | | | | | | | |
| | EU-15 | EUR-11 | B | DK | D | EL | E | F | IRL | I | L | NL | A | P | FIN | S | UK |
| 1995 | 97.7 | 97.9 | 98.3 | 98.0 | 98.8 | 92.7 | 96.6 | 98.0 | 97.9 | 96.2 | 98.8 | 98.6 | 98.3 | 97.2 | 98.9 | 99.2 | 97.6 |
| 1996 | 100.0 | 100.0 | 100.0 | 100.0 | 100.0 | 100.0 | 100.0 | 100.0 | 100.0 | 100.0 | 100.0 | 100.0 | 100.0 | 100.0 | 100.0 | 100.0 | 100.0 |
| 1997 | 101.7 | 101.6 | 101.5 | 101.9 | 101.5 | 105.4 | 101.9 | 101.3 | 101.2 | 101.9 | 101.4 | 101.9 | 101.2 | 101.9 | 101.2 | 101.9 | 101.8 |
| 1997 Feb | 101.1 | 101.1 | 101.2 | 101.1 | 101.2 | 102.3 | 101.2 | 101.0 | 100.9 | 101.3 | 101.0 | 100.6 | 101.1 | 101.2 | 100.2 | 100.4 | 100.9 |
| Mar | 101.3 | 101.2 | 100.8 | 101.4 | 101.1 | 104.7 | 101.3 | 101.1 | 101.0 | 101.5 | 100.9 | 101.6 | 101.2 | 101.3 | 100.5 | 101.0 | 101.1 |
| Apr | 101.4 | 101.2 | 101.1 | 101.6 | 101.0 | 105.6 | 101.3 | 101.1 | 101.1 | 101.6 | 100.9 | 101.7 | 101.1 | 101.4 | 100.9 | 101.7 | 101.4 |
| May | 101.7 | 101.5 | 101.6 | 102.3 | 101.4 | 106.1 | 101.4 | 101.2 | 101.1 | 101.9 | 101.0 | 101.9 | 101.1 | 102.1 | 101.2 | 101.8 | 101.8 |
| Jun | 101.7 | 101.5 | 101.6 | 102.5 | 101.6 | 106.5 | 101.4 | 101.2 | 101.4 | 101.9 | 101.1 | 101.3 | 101.1 | 101.8 | 101.4 | 101.8 | 102.0 |
| Jul | 101.7 | 101.6 | 101.8 | 101.9 | 101.9 | 104.3 | 101.6 | 101.1 | 101.2 | 101.9 | 101.3 | 101.4 | 101.1 | 101.8 | 101.4 | 101.6 | 101.6 |
| Aug | 101.9 | 101.8 | 101.6 | 102.1 | 102.0 | 104.5 | 102.1 | 101.4 | 100.9 | 101.9 | 101.5 | 101.8 | 101.2 | 102.3 | 101.6 | 101.7 | 102.2 |
| Sep | 102.1 | 101.9 | 101.7 | 102.5 | 101.7 | 106.3 | 102.6 | 101.6 | 101.4 | 102.0 | 101.8 | 102.9 | 101.1 | 102.2 | 101.7 | 103.0 | 102.5 |
| Oct | 102.2 | 101.9 | 101.8 | 102.4 | 101.6 | 106.8 | 102.6 | 101.5 | 101.5 | 102.4 | 102.0 | 103.0 | 101.2 | 102.1 | 101.9 | 103.1 | 102.6 |
| Nov | 102.3 | 102.0 | 101.9 | 102.5 | 101.5 | 107.3 | 102.7 | 101.7 | 101.9 | 102.7 | 102.1 | 103.0 | 101.5 | 102.6 | 101.8 | 102.9 | 102.6 |
| Dec | 102.4 | 102.1 | 101.7 | 102.3 | 101.7 | 108.1 | 103.0 | 101.7 | 102.2 | 102.8 | 102.1 | 102.6 | 101.7 | 102.8 | 101.8 | 102.9 | 102.8 |
| 1998 Jan | 102.2 | 102.0 | 101.8 | 102.4 | 101.7 | 107.1 | 103.2 | 101.3 | 101.5 | 103.1 | 102.2 | 102.0 | 101.8 | 102.7 | 101.9 | 102.5 | 102.1 |
| Feb | 102.5 | 102.3 | 102.0 | 102.8 | 102.0 | 106.5 | 102.9 | 101.7 | 102.0 | 103.4 | 102.1 | 102.7 | 102.1 | 102.5 | 101.9 | 102.4 | 102.4 |
| Mar | 102.6 | 102.4 | 101.8 | 103.0 | 101.7 | 109.2 | 103.0 | 101.9 | 102.5 | 103.6 | 102.2 | 103.8 | 102.2 | 102.8 | 102.1 | 102.7 | 102.7 |
| Apr | 103.0 | 102.6 | 102.4 | 103.2 | 102.0 | 111.0 | 103.2 | 102.1 | 103.1 | 103.8 | 102.0 | 104.2 | 102.3 | 103.6 | 102.6 | 103.1 | 103.3 |

| | 2102 Nahrungsmittel und Alkoholfreie Getränke 1996 = 100 | | | | | | | | | | | | | | | | |
|----------|--|--------|-------|-------|-------|-------|-------|-------|-------|-------|-------|-------|-------|-------|-------|-------|-------|
| | Food and non-alcoholic beverages 1996 = 100 | | | | | | | | | | | | | | | | |
| | EU-15 | EUR-11 | B | DK | D | EL | E | F | IRL | I | L | NL | A | P | FIN | S | UK |
| 1995 | 98.1 | 98.2 | 99.4 | 98.2 | 99.3 | 93.7 | 96.7 | 98.3 | 96.3 | 99.2 | 100.2 | 100.1 | 98.0 | 101.9 | 106.5 | | |
| 1996 | 100.0 | 100.0 | 100.0 | 100.0 | 100.0 | 100.0 | 100.0 | 100.0 | 100.0 | 100.0 | 100.0 | 100.0 | 100.0 | 100.0 | 100.0 | 100.0 | 100.0 |
| 1997 | 100.9 | 101.0 | 102.2 | 103.4 | 101.7 | 104.4 | 99.3 | 101.8 | 101.5 | 99.8 | 101.1 | 101.6 | 101.4 | 100.1 | 101.5 | 101.0 | 99.9 |
| 1997 Feb | 100.3 | 100.4 | 100.3 | 101.9 | 100.8 | 103.1 | 99.5 | 101.0 | 100.1 | 99.9 | 99.8 | 101.1 | 100.7 | 99.7 | 99.8 | 99.6 | 99.4 |
| Mar | 100.0 | 100.1 | 99.7 | 101.7 | 100.4 | 103.2 | 98.8 | 100.5 | 100.3 | 99.9 | 99.8 | 100.4 | 101.6 | 99.2 | 100.3 | 99.4 | 98.8 |
| Apr | 100.4 | 100.5 | 101.1 | 102.8 | 101.3 | 104.6 | 98.6 | 100.8 | 100.8 | 100.0 | 99.9 | 100.5 | 101.7 | 99.2 | 100.7 | 100.6 | 99.1 |
| May | 101.1 | 101.2 | 102.8 | 104.3 | 102.5 | 106.7 | 98.7 | 101.6 | 101.1 | 100.0 | 100.3 | 101.7 | 101.7 | 100.9 | 101.7 | 101.4 | 99.8 |
| Jun | 101.3 | 101.3 | 103.3 | 105.1 | 103.1 | 107.3 | 98.3 | 101.7 | 101.9 | 99.9 | 100.7 | 101.6 | 101.8 | 99.6 | 101.0 | 102.2 | 100.8 |
| Jul | 101.1 | 101.2 | 103.8 | 104.5 | 102.6 | 104.2 | 98.2 | 102.0 | 102.9 | 99.6 | 101.4 | 101.6 | 101.8 | 99.3 | 102.4 | 102.7 | 100.2 |
| Aug | 100.9 | 100.9 | 102.1 | 103.9 | 101.8 | 103.8 | 98.7 | 101.8 | 102.1 | 99.3 | 101.6 | 101.4 | 101.0 | 100.7 | 102.1 | 102.1 | 100.5 |
| Sep | 101.0 | 101.1 | 103.0 | 103.9 | 101.5 | 103.4 | 99.9 | 102.2 | 102.1 | 99.4 | 102.0 | 101.7 | 100.7 | 100.1 | 102.3 | 102.0 | 100.3 |
| Oct | 101.0 | 101.1 | 102.7 | 103.6 | 101.5 | 103.3 | 99.5 | 102.4 | 101.7 | 99.6 | 102.2 | 101.8 | 101.6 | 99.6 | 102.6 | 101.4 | 100.4 |
| Nov | 101.4 | 101.6 | 103.2 | 103.8 | 101.7 | 104.9 | 100.0 | 103.1 | 102.1 | 99.9 | 102.6 | 102.9 | 102.1 | 100.8 | 102.6 | 100.8 | 99.9 |
| Dec | 101.5 | 101.8 | 102.6 | 103.0 | 102.1 | 105.7 | 100.8 | 102.9 | 102.6 | 100.1 | 102.5 | 102.4 | 102.1 | 101.6 | 102.4 | 100.7 | 99.9 |
| 1998 Jan | 102.0 | 102.2 | 103.2 | 105.0 | 102.9 | 107.4 | 101.1 | 102.8 | 102.6 | 100.5 | 102.7 | 102.8 | 103.1 | 102.3 | 102.8 | 101.2 | 99.9 |
| Feb | 101.8 | 102.0 | 103.0 | 104.9 | 103.0 | 107.3 | 99.9 | 102.6 | 102.8 | 100.6 | 102.8 | 102.9 | 103.5 | 102.5 | 103.1 | 101.3 | 99.8 |
| Mar | 101.8 | 102.0 | 103.2 | 104.9 | 102.7 | 108.2 | 99.8 | 102.6 | 103.4 | 100.6 | 103.2 | 103.7 | 104.5 | 102.7 | 103.2 | 101.4 | 99.6 |
| Apr | 102.4 | 102.6 | 104.8 | 105.4 | 103.3 | 109.7 | 99.9 | 103.4 | 104.9 | 100.9 | 103.1 | 104.3 | 104.6 | 103.6 | 103.2 | 102.3 | 99.9 |

HARMONISIERTE VERBRAUCHERPREISINDIZES
HARMONIZED INDICES OF CONSUMER PRICES
INDICES HARMONISÉS DES PRIX À LA CONSOMMATION



| | 2103 | Alkoholische Getränke und Tabak 1996 = 100 | | | | | | Alcoholic beverages and tobacco 1996 = 100 | | | | | | Boissons alcoolisées et tabac 1996 = 100 | | | | |
|------|------|---|--------|-------|-------|-------|-------|---|-------|-------|-------|-------|-------|---|-------|-------|-------|-------|
| | | EU-15 | EUR-11 | B | DK | D | EL | E | F | IRL | I | L | NL | A | P | FIN | S | UK |
| 1995 | | 97.1 | 97.5 | 98.1 | 96.8 | 99.2 | 91.0 | 93.6 | . | 96.2 | 93.6 | 97.8 | 98.5 | 98.5 | 95.9 | 97.5 | 96.9 | . |
| 1996 | | 100.0 | 100.0 | 100.0 | 100.0 | 100.0 | 100.0 | 100.0 | 100.0 | 100.0 | 100.0 | 100.0 | 100.0 | 100.0 | 100.0 | 100.0 | 100.0 | 100.0 |
| 1997 | | 103.9 | 103.5 | 103.8 | 101.6 | 102.0 | 108.7 | 110.7 | 104.7 | 102.9 | 103.6 | 100.3 | 102.8 | 101.7 | 102.6 | 102.0 | 109.4 | 104.1 |
| 1997 | Feb | 102.7 | 102.6 | 103.3 | 100.8 | 101.8 | 107.2 | 105.4 | 104.6 | 102.6 | 100.8 | 100.5 | 101.4 | 101.3 | 101.5 | 101.4 | 102.6 | 103.0 |
| | Mar | 103.3 | 103.3 | 103.2 | 100.7 | 101.9 | 109.3 | 108.9 | 104.6 | 102.7 | 103.9 | 100.6 | 102.4 | 101.5 | 101.3 | 101.3 | 104.6 | 102.8 |
| | Apr | 103.6 | 103.4 | 103.5 | 100.8 | 101.9 | 109.4 | 109.0 | 104.7 | 102.7 | 103.9 | 100.9 | 103.0 | 101.8 | 101.7 | 101.3 | 106.8 | 103.7 |
| | May | 103.8 | 103.4 | 104.1 | 101.4 | 101.9 | 109.6 | 109.1 | 104.7 | 102.7 | 103.9 | 98.7 | 103.1 | 101.6 | 102.4 | 101.6 | 107.0 | 104.3 |
| | Jun | 103.9 | 103.5 | 104.3 | 102.1 | 102.0 | 109.6 | 109.0 | 104.8 | 102.8 | 104.1 | 99.0 | 103.1 | 101.7 | 102.7 | 102.3 | 107.6 | 104.0 |
| | Jul | 103.9 | 103.5 | 104.2 | 102.1 | 102.0 | 109.6 | 109.0 | 104.8 | 102.8 | 104.1 | 99.2 | 103.1 | 101.7 | 103.4 | 102.4 | 107.8 | 104.1 |
| | Aug | 104.1 | 103.5 | 104.1 | 102.1 | 102.0 | 109.6 | 108.9 | 104.8 | 102.8 | 104.1 | 99.1 | 103.1 | 102.0 | 103.7 | 102.4 | 109.7 | 104.8 |
| | Sep | 104.7 | 104.0 | 104.3 | 102.1 | 102.1 | 109.7 | 115.9 | 104.8 | 102.8 | 104.2 | 101.2 | 103.1 | 102.1 | 103.3 | 102.5 | 114.3 | 105.0 |
| | Oct | 104.8 | 104.1 | 104.2 | 102.1 | 102.1 | 109.7 | 116.0 | 104.8 | 103.1 | 104.3 | 101.6 | 103.2 | 102.1 | 103.3 | 102.5 | 116.1 | 105.1 |
| | Nov | 104.7 | 104.1 | 104.1 | 102.1 | 102.1 | 109.7 | 116.1 | 104.8 | 103.4 | 104.5 | 101.5 | 103.2 | 101.7 | 102.9 | 102.5 | 117.1 | 104.5 |
| | Dec | 104.8 | 104.1 | 103.8 | 102.2 | 102.0 | 109.7 | 116.0 | 104.8 | 105.0 | 104.6 | 101.4 | 103.3 | 101.6 | 102.8 | 102.5 | 117.6 | 105.1 |
| 1998 | Jan | 105.8 | 104.6 | 104.2 | 102.2 | 102.1 | 112.3 | 116.5 | 106.2 | 105.6 | 104.6 | 102.3 | 104.1 | 101.8 | 103.5 | 103.2 | 118.6 | 107.7 |
| | Feb | 106.2 | 104.7 | 104.2 | 102.2 | 102.0 | 117.6 | 116.9 | 106.5 | 105.7 | 104.8 | 102.8 | 105.5 | 101.8 | 103.6 | 103.3 | 118.7 | 108.5 |
| | Mar | 106.8 | 105.3 | 104.2 | 102.3 | 102.1 | 117.6 | 117.1 | 106.7 | 105.9 | 108.6 | 103.1 | 105.9 | 102.0 | 103.8 | 103.3 | 118.7 | 108.8 |
| | Apr | 107.0 | 105.4 | 104.2 | 102.3 | 102.2 | 117.7 | 117.1 | 106.7 | 106.7 | 108.7 | 102.9 | 106.0 | 101.8 | 103.9 | 103.3 | 118.8 | 109.5 |

| | 2104 | Bekleidung und Schuhe 1996 = 100 | | | | | | Clothing and footwear 1996 = 100 | | | | | | Articles d'habillement et articles chaussants 1996 = 100 | | | | |
|------|------|-------------------------------------|--------|-------|-------|-------|-------|-------------------------------------|-------|-------|-------|-------|-------|--|-------|-------|-------|-------|
| | | EU-15 | EUR-11 | B | DK | D | EL | E | F | IRL | I | L | NL | A | P | FIN | S | UK |
| 1995 | | 97.9 | 98.2 | 99.3 | 100.1 | 99.2 | 91.5 | 97.4 | . | 95.0 | 96.3 | 100.0 | 99.5 | 101.4 | 98.2 | 99.5 | 100.5 | . |
| 1996 | | 100.0 | 100.0 | 100.0 | 100.0 | 100.0 | 100.0 | 100.0 | 100.0 | 100.0 | 100.0 | 100.0 | 100.0 | 100.0 | 100.0 | 100.0 | 100.0 | 100.0 |
| 1997 | | 100.8 | 101.0 | 100.6 | 97.9 | 100.5 | 106.8 | 102.1 | 100.5 | 93.2 | 102.4 | 100.9 | 100.3 | 99.1 | 100.6 | 99.4 | 101.4 | 97.5 |
| 1997 | Feb | 99.4 | 100.1 | 100.3 | 93.7 | 100.3 | 95.6 | 101.3 | 99.6 | 95.1 | 101.6 | 100.3 | 92.8 | 98.2 | 100.4 | 95.3 | 93.6 | 96.4 |
| | Mar | 101.0 | 101.2 | 100.5 | 100.5 | 100.4 | 108.1 | 101.4 | 101.5 | 95.9 | 101.8 | 100.5 | 106.4 | 99.3 | 100.4 | 99.0 | 99.9 | 97.8 |
| | Apr | 101.3 | 101.4 | 100.6 | 101.8 | 100.4 | 108.1 | 101.9 | 101.6 | 96.1 | 102.0 | 100.7 | 106.9 | 100.1 | 100.4 | 100.8 | 102.1 | 98.2 |
| | May | 101.3 | 101.4 | 100.6 | 101.6 | 100.4 | 108.3 | 101.9 | 101.4 | 95.9 | 102.1 | 100.9 | 105.8 | 100.3 | 100.5 | 101.0 | 102.2 | 98.7 |
| | Jun | 101.0 | 101.0 | 100.6 | 100.9 | 100.3 | 110.1 | 101.9 | 101.1 | 95.4 | 102.2 | 100.9 | 98.8 | 100.0 | 100.3 | 101.1 | 100.4 | 98.2 |
| | Jul | 98.9 | 99.6 | 100.6 | 91.4 | 100.2 | 100.5 | 102.0 | 97.3 | 89.4 | 102.2 | 100.9 | 88.8 | 96.3 | 100.4 | 97.5 | 94.8 | 93.1 |
| | Aug | 99.6 | 100.3 | 100.6 | 92.6 | 100.3 | 100.5 | 101.9 | 99.8 | 89.2 | 102.2 | 100.9 | 92.1 | 96.9 | 100.5 | 98.6 | 95.2 | 94.8 |
| | Sep | 101.7 | 101.7 | 100.7 | 100.8 | 100.6 | 110.2 | 102.4 | 101.8 | 91.6 | 102.5 | 101.0 | 107.0 | 99.1 | 100.6 | 100.3 | 107.6 | 98.8 |
| | Oct | 102.1 | 102.0 | 100.9 | 100.6 | 100.7 | 113.9 | 102.9 | 101.9 | 91.8 | 103.2 | 101.3 | 107.3 | 100.3 | 100.9 | 101.6 | 109.3 | 98.7 |
| | Nov | 102.4 | 102.1 | 100.9 | 100.6 | 100.8 | 114.0 | 103.1 | 101.7 | 92.5 | 103.7 | 101.8 | 106.5 | 100.7 | 101.1 | 101.8 | 107.9 | 100.0 |
| | Dec | 102.2 | 102.0 | 101.0 | 99.8 | 100.7 | 114.1 | 103.2 | 101.9 | 92.5 | 103.9 | 101.8 | 102.4 | 100.4 | 101.1 | 101.5 | 106.6 | 99.6 |
| 1998 | Jan | 99.1 | 99.9 | 101.0 | 88.4 | 100.6 | 104.2 | 102.9 | 95.4 | 84.0 | 104.0 | 101.7 | 89.1 | 97.1 | 94.8 | 94.3 | 95.9 | 92.3 |
| | Feb | 99.8 | 100.8 | 101.1 | 93.5 | 100.6 | 100.9 | 102.9 | 98.9 | 88.0 | 104.1 | 101.7 | 97.0 | 97.0 | 88.9 | 91.5 | 93.5 | 93.0 |
| | Mar | 101.6 | 102.2 | 101.5 | 99.2 | 100.7 | 114.1 | 103.4 | 101.7 | 89.7 | 104.5 | 101.9 | 110.2 | 98.6 | 89.3 | 94.5 | 99.4 | 94.5 |
| | Apr | 101.9 | 102.6 | 101.7 | 99.1 | 100.9 | 114.2 | 103.9 | 101.7 | 90.2 | 104.8 | 102.0 | 110.6 | 99.7 | 93.5 | 100.4 | 101.3 | 94.3 |

HARMONISIERTE VERBRAUCHERPREISINDIZES
HARMONIZED INDICES OF CONSUMER PRICES
INDICES HARMONISÉS DES PRIX À LA CONSOMMATION



| | 2105 Wohnung, Wasser, Elektrizität, Gas und andere Brennstoffe 1996 = 100 | | | | | | | | | | | | | | | | |
|----------|---|--------|-------|-------|-------|-------|-------|-------|-------|-------|-------|-------|-------|-------|-------|-------|-------|
| | EU-15 | EUR-11 | B | DK | D | EL | E | F | IRL | I | L | NL | A | P | FIN | S | UK |
| 1995 | 97.0 | 97.2 | 96.7 | 96.5 | 98.0 | 91.9 | 96.3 | : | 97.6 | 96.3 | 96.5 | 95.4 | 95.0 | 99.1 | 96.3 | 95.3 | : |
| 1996 | 100.0 | 100.0 | 100.0 | 100.0 | 100.0 | 100.0 | 100.0 | 100.0 | 100.0 | 100.0 | 100.0 | 100.0 | 100.0 | 100.0 | 100.0 | 100.0 | 100.0 |
| 1997 | 102.6 | 102.6 | 101.4 | 103.0 | 102.4 | 102.3 | 103.4 | 101.5 | 99.2 | 104.0 | 102.9 | 105.1 | 103.3 | 104.1 | 102.5 | 103.7 | 101.7 |
| 1997 Feb | 102.1 | 102.2 | 101.4 | 102.6 | 102.2 | 100.8 | 102.2 | 101.6 | 101.0 | 102.9 | 103.2 | 103.4 | 103.0 | 103.2 | 101.8 | 103.1 | 101.1 |
| Mar | 102.0 | 102.1 | 100.8 | 102.4 | 101.9 | 100.8 | 102.2 | 101.5 | 100.2 | 103.2 | 102.0 | 103.5 | 102.8 | 103.8 | 101.6 | 103.0 | 101.1 |
| Apr | 102.2 | 102.2 | 100.8 | 102.1 | 102.0 | 101.3 | 102.5 | 101.2 | 99.9 | 103.7 | 102.1 | 103.5 | 102.9 | 104.2 | 102.0 | 103.6 | 102.3 |
| May | 102.3 | 102.3 | 101.0 | 103.1 | 102.2 | 101.7 | 102.7 | 101.0 | 100.2 | 103.8 | 102.3 | 103.7 | 102.8 | 104.3 | 102.5 | 103.4 | 102.3 |
| Jun | 102.4 | 102.3 | 101.0 | 102.9 | 102.2 | 102.1 | 103.1 | 101.0 | 100.4 | 103.8 | 102.5 | 103.7 | 102.9 | 104.3 | 102.5 | 103.4 | 102.2 |
| Jul | 102.6 | 102.6 | 101.0 | 102.9 | 102.4 | 102.2 | 103.3 | 101.0 | 100.1 | 104.0 | 102.6 | 106.5 | 103.0 | 104.3 | 102.7 | 104.1 | 102.1 |
| Aug | 102.9 | 102.9 | 101.6 | 103.4 | 102.7 | 103.0 | 103.9 | 101.4 | 97.1 | 104.1 | 103.0 | 106.5 | 103.3 | 104.3 | 102.9 | 104.1 | 102.3 |
| Sep | 102.8 | 102.9 | 101.3 | 103.3 | 102.6 | 103.2 | 104.1 | 101.4 | 97.4 | 104.0 | 103.5 | 106.6 | 103.4 | 104.4 | 103.0 | 104.2 | 101.5 |
| Oct | 103.1 | 103.2 | 101.8 | 103.5 | 102.9 | 103.7 | 104.8 | 101.7 | 97.4 | 104.8 | 103.5 | 106.6 | 103.8 | 104.6 | 103.3 | 104.1 | 101.6 |
| Nov | 103.3 | 103.4 | 101.9 | 103.9 | 102.9 | 103.7 | 105.1 | 102.2 | 98.2 | 105.2 | 103.9 | 106.6 | 104.1 | 104.6 | 103.2 | 104.1 | 101.6 |
| Dec | 103.2 | 103.4 | 101.7 | 103.7 | 102.8 | 103.7 | 105.2 | 102.2 | 98.2 | 105.2 | 104.0 | 106.6 | 104.2 | 104.6 | 103.0 | 104.1 | 101.5 |
| 1998 Jan | 103.3 | 103.4 | 101.4 | 105.3 | 102.9 | 103.6 | 104.5 | 102.1 | 98.5 | 105.7 | 103.5 | 107.2 | 104.2 | 105.1 | 103.0 | 105.1 | 101.4 |
| Feb | 103.4 | 103.5 | 101.5 | 105.4 | 103.0 | 103.9 | 104.2 | 102.2 | 98.4 | 105.8 | 102.9 | 107.2 | 103.9 | 106.1 | 103.6 | 105.0 | 101.6 |
| Mar | 103.4 | 103.5 | 101.2 | 104.8 | 102.9 | 104.4 | 104.4 | 102.2 | 98.4 | 105.9 | 102.8 | 107.3 | 103.8 | 106.2 | 103.4 | 104.9 | 101.7 |
| Apr | 103.9 | 103.8 | 102.0 | 105.3 | 103.3 | 105.4 | 104.5 | 102.3 | 98.2 | 106.5 | 102.3 | 107.3 | 103.9 | 106.5 | 103.6 | 105.0 | 103.3 |

| | 2106 Hausrat und laufende Instandhaltung des Hauses 1996 = 100 | | | | | | | | | | | | | | | | |
|----------|--|--------|-------|-------|-------|-------|-------|-------|-------|-------|-------|-------|-------|-------|-------|-------|-------|
| | EU-15 | EUR-11 | B | DK | D | EL | E | F | IRL | I | L | NL | A | P | FIN | S | UK |
| 1995 | 97.8 | 98.1 | 99.4 | 98.7 | 99.2 | 94.0 | 95.8 | : | 98.1 | 96.2 | 99.0 | 99.8 | 99.8 | 96.8 | 99.3 | 96.8 | : |
| 1996 | 100.0 | 100.0 | 100.0 | 100.0 | 100.0 | 100.0 | 100.0 | 100.0 | 100.0 | 100.0 | 100.0 | 100.0 | 100.0 | 100.0 | 100.0 | 100.0 | 100.0 |
| 1997 | 101.0 | 101.0 | 100.6 | 101.0 | 100.5 | 105.8 | 101.8 | 100.7 | 101.3 | 102.1 | 100.8 | 99.9 | 100.0 | 102.2 | 100.3 | 99.6 | 100.4 |
| 1997 Feb | 100.4 | 100.6 | 100.5 | 100.7 | 100.3 | 102.4 | 101.3 | 100.2 | 100.3 | 101.6 | 100.2 | 99.8 | 99.9 | 101.8 | 100.0 | 99.5 | 98.9 |
| Mar | 101.0 | 100.8 | 100.6 | 100.9 | 100.3 | 106.1 | 101.5 | 100.8 | 100.5 | 101.7 | 100.3 | 99.8 | 100.2 | 101.9 | 100.2 | 99.6 | 101.1 |
| Apr | 100.9 | 100.9 | 100.6 | 101.1 | 100.5 | 106.0 | 101.7 | 100.8 | 100.5 | 101.7 | 100.5 | 99.7 | 100.1 | 102.0 | 100.3 | 99.8 | 100.4 |
| May | 101.1 | 101.0 | 100.7 | 101.2 | 100.5 | 106.5 | 101.8 | 100.9 | 100.7 | 102.2 | 100.8 | 99.8 | 99.9 | 102.1 | 100.6 | 99.8 | 100.8 |
| Jun | 101.1 | 101.0 | 100.6 | 101.1 | 100.5 | 106.8 | 101.9 | 100.8 | 100.9 | 102.2 | 100.9 | 99.8 | 99.8 | 102.2 | 100.8 | 99.9 | 100.5 |
| Jul | 100.7 | 101.0 | 100.6 | 101.0 | 100.6 | 103.0 | 101.9 | 100.6 | 100.7 | 102.2 | 101.0 | 99.9 | 99.6 | 102.3 | 100.8 | 99.5 | 99.0 |
| Aug | 101.0 | 101.1 | 100.6 | 101.0 | 100.6 | 103.2 | 101.8 | 100.9 | 101.2 | 102.3 | 101.0 | 100.0 | 100.0 | 102.4 | 100.1 | 98.9 | 100.2 |
| Sep | 101.2 | 101.1 | 100.6 | 101.2 | 100.6 | 107.7 | 102.0 | 100.9 | 102.5 | 102.3 | 101.2 | 99.7 | 100.0 | 102.4 | 100.1 | 99.7 | 100.7 |
| Oct | 101.2 | 101.1 | 100.6 | 101.2 | 100.6 | 108.4 | 102.0 | 101.0 | 102.6 | 102.4 | 101.2 | 100.0 | 100.0 | 102.5 | 100.0 | 99.8 | 100.4 |
| Nov | 101.5 | 101.3 | 100.5 | 101.3 | 100.7 | 108.7 | 102.2 | 100.7 | 103.1 | 102.9 | 101.3 | 100.0 | 100.1 | 102.7 | 100.2 | 99.8 | 101.6 |
| Dec | 101.8 | 101.4 | 100.5 | 101.2 | 100.8 | 109.0 | 102.3 | 101.0 | 103.2 | 102.9 | 101.2 | 100.1 | 100.2 | 102.8 | 100.5 | 99.7 | 102.8 |
| 1998 Jan | 101.0 | 101.3 | 100.6 | 101.3 | 100.8 | 105.8 | 102.5 | 100.6 | 101.4 | 102.9 | 101.3 | 100.4 | 100.3 | 102.9 | 99.8 | 99.2 | 98.6 |
| Feb | 101.4 | 101.6 | 100.6 | 101.7 | 100.9 | 105.3 | 102.8 | 100.8 | 103.0 | 103.4 | 101.3 | 100.7 | 100.6 | 103.7 | 99.5 | 99.6 | 99.8 |
| Mar | 102.0 | 101.7 | 100.8 | 101.9 | 100.9 | 110.4 | 103.0 | 101.2 | 104.1 | 103.5 | 101.6 | 100.8 | 100.8 | 103.7 | 99.6 | 99.9 | 101.6 |
| Apr | 102.0 | 102.0 | 101.0 | 102.3 | 101.2 | 111.6 | 103.3 | 101.5 | 104.4 | 103.6 | 101.7 | 101.0 | 100.8 | 104.0 | 100.5 | 99.9 | 100.3 |

HARMONISIERTE VERBRAUCHERPREISINDIZES
HARMONIZED INDICES OF CONSUMER PRICES
INDICES HARMONISÉS DES PRIX À LA CONSOMMATION



| | | Gesundheitspflege 2107 1996 = 100 | | | | | | | | | | Health 1996 = 100 | | | | | Santé 1996 = 100 | |
|------|-----|--------------------------------------|--------|-------|-------|-------|-------|-------|-------|-------|-------|----------------------|-------|-------|-------|-------|---------------------|-------|
| | | EU-15 | EUR-11 | B | DK | D | EL | E | F | IRL | I | L | NL | A | P | FIN | S | UK |
| 1995 | | 97.0 | 97.1 | 98.9 | 99.9 | 99.6 | 98.8 | 96.8 | : | 97.9 | 94.1 | 99.1 | 99.5 | 99.3 | 93.9 | 97.8 | 97.2 | : |
| 1996 | | 100.0 | 100.0 | 100.0 | 100.0 | 100.0 | 100.0 | 100.0 | 100.0 | 100.0 | 100.0 | 100.0 | 100.0 | 100.0 | 100.0 | 100.0 | 100.0 | 100.0 |
| 1997 | | 103.6 | 103.7 | 100.7 | 100.1 | 100.5 | 97.5 | 101.1 | 102.9 | 102.9 | 108.9 | 101.1 | 102.2 | 98.0 | 104.8 | 101.8 | 101.7 | 103.0 |
| 1997 | Feb | 102.7 | 103.0 | 100.4 | 100.1 | 100.5 | 100.5 | 101.6 | 102.1 | 101.5 | 107.0 | 100.9 | 101.4 | 100.0 | 102.9 | 100.9 | 101.3 | 100.8 |
| | Mar | 103.1 | 103.1 | 100.4 | 100.1 | 100.5 | 100.6 | 100.7 | 102.5 | 101.9 | 107.7 | 101.4 | 101.4 | 98.5 | 103.4 | 100.7 | 101.6 | 102.5 |
| | Apr | 103.4 | 103.3 | 100.6 | 100.2 | 100.6 | 100.8 | 100.7 | 102.9 | 102.5 | 107.8 | 101.3 | 102.4 | 97.4 | 104.0 | 101.0 | 101.7 | 103.3 |
| | May | 103.4 | 103.3 | 100.6 | 100.2 | 100.2 | 100.8 | 101.6 | 102.9 | 102.5 | 107.8 | 101.3 | 102.5 | 97.4 | 104.3 | 101.9 | 101.9 | 103.6 |
| | Jun | 103.5 | 103.5 | 100.6 | 99.9 | 100.5 | 100.9 | 100.6 | 102.9 | 102.5 | 108.5 | 101.3 | 102.5 | 97.2 | 104.7 | 101.7 | 101.9 | 102.8 |
| | Jul | 103.5 | 103.6 | 100.8 | 99.9 | 100.4 | 100.9 | 101.0 | 103.0 | 102.8 | 108.5 | 101.4 | 102.5 | 97.3 | 104.8 | 101.8 | 102.0 | 102.9 |
| | Aug | 103.8 | 103.6 | 100.8 | 100.0 | 100.4 | 100.9 | 100.9 | 103.0 | 103.0 | 108.5 | 101.4 | 102.5 | 97.3 | 105.5 | 101.8 | 101.9 | 105.0 |
| | Sep | 104.5 | 104.4 | 100.8 | 100.0 | 100.6 | 100.9 | 101.0 | 103.2 | 103.2 | 110.8 | 100.6 | 102.6 | 97.4 | 105.7 | 101.9 | 102.1 | 104.8 |
| | Oct | 104.0 | 104.5 | 100.9 | 100.4 | 100.7 | 89.1 | 101.1 | 103.1 | 103.9 | 110.8 | 100.7 | 102.6 | 97.5 | 106.0 | 102.7 | 101.4 | 102.9 |
| | Nov | 104.2 | 104.7 | 101.0 | 100.4 | 100.7 | 89.1 | 101.1 | 103.4 | 104.5 | 111.3 | 100.7 | 102.6 | 97.4 | 106.7 | 102.8 | 101.6 | 103.1 |
| | Dec | 104.3 | 104.8 | 101.0 | 100.4 | 100.8 | 84.7 | 101.2 | 103.7 | 104.6 | 111.3 | 100.7 | 102.4 | 97.4 | 106.9 | 102.8 | 101.7 | 104.6 |
| 1998 | Jan | 105.2 | 106.0 | 101.1 | 100.6 | 101.0 | 83.7 | 102.0 | 104.1 | 104.9 | 114.4 | 101.1 | 102.8 | 97.7 | 107.2 | 102.7 | 102.5 | 103.2 |
| | Feb | 105.6 | 106.2 | 101.5 | 100.4 | 101.4 | 83.8 | 102.1 | 104.3 | 105.9 | 114.4 | 101.2 | 102.7 | 97.7 | 107.5 | 102.8 | 102.6 | 105.5 |
| | Mar | 105.8 | 106.3 | 101.6 | 100.4 | 101.4 | 83.9 | 102.0 | 104.3 | 107.0 | 114.7 | 101.8 | 102.5 | 97.7 | 107.8 | 102.6 | 102.8 | 106.0 |
| | Apr | 106.3 | 106.9 | 101.7 | 100.5 | 102.6 | 84.2 | 102.4 | 104.2 | 107.6 | 115.1 | 101.8 | 102.6 | 97.9 | 108.3 | 103.3 | 102.9 | 106.6 |

| | | Verkehr 2108 1996 = 100 | | | | | | | | | | Transport 1996 = 100 | | | | | Transports 1996 = 100 | |
|------|-----|----------------------------|--------|-------|-------|-------|-------|-------|-------|-------|-------|-------------------------|-------|-------|-------|-------|--------------------------|-------|
| | | EU-15 | EUR-11 | B | DK | D | EL | E | F | IRL | I | L | NL | A | P | FIN | S | UK |
| 1995 | | 97.2 | 97.3 | 96.6 | 97.4 | 98.2 | 94.8 | 95.9 | : | 97.2 | 95.9 | 98.6 | 99.4 | 96.1 | 95.9 | 97.0 | 98.4 | : |
| 1996 | | 100.0 | 100.0 | 100.0 | 100.0 | 100.0 | 100.0 | 100.0 | 100.0 | 100.0 | 100.0 | 100.0 | 100.0 | 100.0 | 100.0 | 100.0 | 100.0 | 100.0 |
| 1997 | | 101.9 | 101.3 | 102.1 | 102.2 | 100.9 | 105.2 | 102.5 | 101.1 | 103.2 | 101.5 | 101.1 | 101.2 | 101.2 | 103.6 | 100.5 | 101.3 | 104.9 |
| 1997 | Feb | 101.4 | 101.0 | 102.5 | 101.9 | 100.5 | 103.3 | 102.2 | 101.0 | 102.6 | 100.8 | 101.0 | 100.9 | 101.5 | 102.4 | 99.5 | 100.7 | 103.7 |
| | Mar | 101.6 | 101.1 | 102.2 | 101.6 | 100.7 | 104.6 | 102.2 | 101.1 | 102.7 | 101.2 | 101.1 | 100.3 | 101.3 | 102.8 | 99.9 | 100.9 | 103.7 |
| | Apr | 101.4 | 101.0 | 101.9 | 101.5 | 100.5 | 104.9 | 102.2 | 101.1 | 102.7 | 101.0 | 101.1 | 99.9 | 101.3 | 103.1 | 100.0 | 100.8 | 103.5 |
| | May | 101.5 | 101.0 | 101.8 | 102.0 | 100.6 | 104.8 | 102.3 | 100.8 | 102.6 | 101.3 | 100.9 | 100.1 | 101.3 | 103.5 | 100.2 | 100.8 | 103.7 |
| | Jun | 101.6 | 101.0 | 101.8 | 102.3 | 100.6 | 105.1 | 102.3 | 100.7 | 103.3 | 101.3 | 100.9 | 100.1 | 101.1 | 103.7 | 101.0 | 100.9 | 104.3 |
| | Jul | 102.0 | 101.2 | 101.4 | 102.4 | 100.8 | 105.5 | 102.2 | 100.9 | 103.3 | 101.4 | 100.8 | 101.7 | 100.8 | 104.0 | 100.7 | 101.4 | 105.6 |
| | Aug | 102.6 | 101.8 | 102.7 | 103.5 | 101.7 | 106.1 | 103.1 | 101.3 | 103.4 | 101.7 | 101.1 | 102.7 | 101.6 | 104.0 | 102.2 | 102.4 | 106.3 |
| | Sep | 102.6 | 101.7 | 102.3 | 103.0 | 101.5 | 106.1 | 103.1 | 101.4 | 104.3 | 101.6 | 101.8 | 102.4 | 101.1 | 104.1 | 101.3 | 102.3 | 106.7 |
| | Oct | 102.5 | 101.6 | 102.1 | 102.5 | 101.3 | 106.4 | 102.9 | 101.2 | 103.8 | 102.2 | 101.5 | 102.0 | 101.2 | 104.4 | 100.7 | 101.8 | 106.4 |
| | Nov | 102.4 | 101.5 | 102.2 | 102.3 | 101.0 | 106.3 | 102.8 | 101.1 | 103.7 | 102.3 | 101.2 | 101.9 | 101.2 | 104.6 | 100.3 | 101.7 | 106.2 |
| | Dec | 102.3 | 101.5 | 101.7 | 102.1 | 101.0 | 106.3 | 102.7 | 101.2 | 103.8 | 102.2 | 100.9 | 101.8 | 101.1 | 104.9 | 100.3 | 101.7 | 105.9 |
| 1998 | Jan | 102.2 | 101.3 | 101.2 | 102.2 | 100.4 | 106.5 | 102.9 | 101.2 | 103.4 | 102.1 | 100.7 | 101.8 | 101.4 | 105.2 | 102.2 | 101.3 | 106.3 |
| | Feb | 102.4 | 101.6 | 101.3 | 102.6 | 100.4 | 105.9 | 102.7 | 101.7 | 103.3 | 103.1 | 100.6 | 101.5 | 101.3 | 105.8 | 102.3 | 101.4 | 106.5 |
| | Mar | 102.3 | 101.3 | 101.0 | 102.4 | 100.2 | 106.8 | 102.5 | 101.4 | 104.3 | 102.9 | 100.3 | 101.1 | 101.0 | 106.4 | 102.2 | 101.0 | 106.4 |
| | Apr | 102.8 | 101.6 | 101.2 | 102.5 | 100.9 | 110.3 | 102.6 | 101.5 | 104.2 | 102.6 | 99.6 | 101.5 | 100.9 | 106.8 | 101.9 | 101.1 | 108.0 |

HARMONISIERTE VERBRAUCHERPREISINDIZES
HARMONIZED INDICES OF CONSUMER PRICES
INDICES HARMONISÉS DES PRIX À LA CONSOMMATION



| | 2109 | | Communications | | | | | | | | | | | | | Communications | |
|------|-------------------------|--------|------------------------|-------|-------|-------|-------|-------|-------|-------|-------|-------|-------|-------|-------|--------------------|-------|
| | EU-15 | EUR-11 | B | DK | D | EL | E | F | IRL | I | L | NL | A | P | FIN | S | UK |
| | Nachrichtenübermittlung | | 1996 = 100 | | | | | | | | | | | | | | |
| | Communications | | 1996 = 100 | | | | | | | | | | | | | | |
| 1995 | 97.7 | 97.8 | 94.1 | 100.0 | 97.9 | 90.8 | 100.1 | : | 103.8 | 99.3 | 97.9 | 92.6 | 97.2 | 95.1 | 103.5 | 97.6 | : |
| 1996 | 100.0 | 100.0 | 100.0 | 100.0 | 100.0 | 100.0 | 100.0 | 100.0 | 100.0 | 100.0 | 100.0 | 100.0 | 100.0 | 100.0 | 100.0 | 100.0 | 100.0 |
| 1997 | 99.5 | 99.7 | 104.7 | 100.0 | 99.6 | 104.8 | 99.9 | 98.0 | 98.4 | 100.6 | 102.9 | 100.3 | 100.4 | 102.5 | 98.3 | 99.8 | 97.2 |
| 1997 | Freizeit und Kultur | | | | | | | | | | | | | | | | |
| | 2110 | | Recreation and culture | | | | | | | | | | | | | Loisirs et culture | |
| | Freizeit und Kultur | | 1996 = 100 | | | | | | | | | | | | | | |
| | Recreation and culture | | 1996 = 100 | | | | | | | | | | | | | | |
| | Loisirs et culture | | 1996 = 100 | | | | | | | | | | | | | | |
| 1995 | 98.6 | 98.8 | 99.2 | 100.3 | 99.5 | 94.0 | 97.1 | : | 97.6 | 97.0 | 100.1 | 99.6 | 100.2 | 96.4 | 99.9 | 99.2 | : |
| 1996 | 100.0 | 100.0 | 100.0 | 100.0 | 100.0 | 100.0 | 100.0 | 100.0 | 100.0 | 100.0 | 100.0 | 100.0 | 100.0 | 100.0 | 100.0 | 100.0 | 100.0 |
| 1997 | 101.3 | 101.3 | 100.4 | 100.3 | 102.2 | 106.6 | 102.5 | 100.1 | 101.4 | 101.2 | 101.1 | 100.9 | 99.7 | 101.6 | 100.8 | 99.1 | 101.1 |
| 1997 | Freizeit und Kultur | | | | | | | | | | | | | | | | |
| 1997 | Recreation and culture | | | | | | | | | | | | | | | | |
| 1997 | Loisirs et culture | | | | | | | | | | | | | | | | |
| 1997 | 101.4 | 101.7 | 100.6 | 100.3 | 103.2 | 104.0 | 100.3 | 100.5 | 101.2 | 101.2 | 101.6 | 100.7 | 100.4 | 101.7 | 100.6 | 99.8 | 100.5 |
| 1997 | 101.2 | 101.4 | 100.3 | 100.4 | 102.8 | 104.9 | 101.5 | 100.1 | 101.2 | 100.9 | 101.0 | 100.7 | 100.0 | 102.1 | 100.7 | 99.5 | 100.3 |
| 1997 | 100.6 | 100.4 | 99.9 | 100.4 | 100.4 | 106.7 | 101.0 | 99.9 | 100.6 | 100.8 | 100.3 | 101.2 | 99.0 | 102.1 | 101.1 | 99.5 | 100.9 |
| 1997 | 101.1 | 101.1 | 100.7 | 100.6 | 101.5 | 106.8 | 101.5 | 100.5 | 100.8 | 101.0 | 100.9 | 101.3 | 99.6 | 102.0 | 100.3 | 99.8 | 101.0 |
| 1997 | 101.2 | 101.2 | 100.4 | 100.2 | 101.9 | 106.9 | 101.9 | 100.4 | 101.0 | 101.1 | 100.4 | 100.6 | 99.7 | 101.9 | 101.1 | 99.5 | 101.1 |
| 1997 | 101.8 | 102.0 | 100.5 | 100.3 | 103.4 | 105.8 | 104.6 | 100.3 | 101.1 | 101.0 | 101.3 | 100.7 | 100.8 | 102.0 | 101.0 | 98.9 | 101.2 |
| 1997 | 101.9 | 102.1 | 100.0 | 99.9 | 103.8 | 105.7 | 106.0 | 100.0 | 101.6 | 101.0 | 101.1 | 100.7 | 100.3 | 101.8 | 100.2 | 98.5 | 101.4 |
| 1997 | 101.5 | 101.5 | 100.5 | 100.0 | 102.5 | 107.8 | 104.4 | 99.9 | 101.8 | 101.0 | 101.1 | 100.8 | 99.5 | 102.3 | 100.8 | 98.5 | 101.4 |
| 1997 | 101.1 | 100.9 | 100.4 | 100.2 | 101.3 | 108.6 | 102.9 | 99.5 | 101.9 | 101.3 | 101.3 | 101.1 | 98.9 | 100.9 | 101.2 | 98.6 | 101.6 |
| 1997 | 101.3 | 101.2 | 100.5 | 100.4 | 101.6 | 108.4 | 102.6 | 100.1 | 102.1 | 101.8 | 101.5 | 101.0 | 98.7 | 100.9 | 100.8 | 98.4 | 101.6 |
| 1997 | 101.7 | 101.7 | 100.6 | 100.5 | 102.6 | 109.3 | 103.3 | 100.0 | 102.1 | 102.0 | 101.5 | 101.3 | 99.9 | 100.7 | 101.5 | 99.0 | 101.6 |
| 1998 | 101.7 | 101.7 | 101.5 | 101.0 | 101.8 | 108.6 | 103.2 | 100.4 | 102.0 | 102.6 | 102.1 | 101.9 | 100.0 | 100.9 | 101.2 | 99.3 | 101.4 |
| 1998 | 102.3 | 102.5 | 102.5 | 101.0 | 103.7 | 109.2 | 103.1 | 100.7 | 102.4 | 102.4 | 102.2 | 101.9 | 100.9 | 101.1 | 101.1 | 99.6 | 101.4 |
| 1998 | 102.0 | 102.1 | 101.2 | 101.0 | 103.0 | 110.3 | 103.4 | 100.4 | 102.5 | 102.3 | 102.0 | 101.6 | 100.5 | 100.7 | 102.1 | 99.3 | 101.3 |
| 1998 | 101.6 | 101.5 | 100.7 | 101.0 | 101.3 | 111.5 | 104.2 | 100.3 | 103.1 | 102.2 | 101.9 | 102.0 | 100.7 | 100.7 | 102.6 | 99.2 | 101.6 |

HARMONISIERTE VERBRAUCHERPREISINDIZES
HARMONIZED INDICES OF CONSUMER PRICES
INDICES HARMONISÉS DES PRIX À LA CONSOMMATION



| | Bildungswesen 1996 = 100 | | | | | | | | Education 1996 = 100 | | | | | Enseignement 1996 = 100 | | | | |
|------|-----------------------------|-------|--------|---|-------|-------|-------|-------|-------------------------|-------|-------|-------|-------|----------------------------|-------|-------|-------|-------|
| | 2111 | EU-15 | EUR-11 | B | DK | D | EL | E | F | IRL | I | L | NL | A | P | FIN | S | UK |
| 1995 | | 96.3 | 96.6 | : | 97.9 | 95.5 | 91.6 | 95.5 | : | 96.3 | 97.8 | 98.0 | 97.9 | 93.6 | 94.8 | 99.1 | 104.0 | : |
| 1996 | | 100.0 | 100.0 | : | 100.0 | 100.0 | 100.0 | 100.0 | 100.0 | 100.0 | 100.0 | 100.0 | 100.0 | 100.0 | 100.0 | 100.0 | 100.0 | 100.0 |
| 1997 | | 103.3 | 102.2 | : | 101.3 | 102.8 | 107.7 | 103.7 | 101.0 | 105.1 | 101.8 | 100.8 | 102.5 | 105.0 | 104.6 | 104.9 | 99.6 | 105.1 |
| 1997 | Feb | 102.1 | 101.4 | : | 101.0 | 101.4 | 105.2 | 103.1 | 100.7 | 104.4 | 101.4 | 100.0 | 101.5 | 104.1 | 103.4 | 100.7 | 98.9 | 103.1 |
| | Mar | 102.2 | 101.5 | : | 101.0 | 101.5 | 105.2 | 103.1 | 100.7 | 104.4 | 101.4 | 100.0 | 101.5 | 104.1 | 103.4 | 100.7 | 98.9 | 103.2 |
| | Apr | 102.2 | 101.5 | : | 101.0 | 101.5 | 105.2 | 103.2 | 100.7 | 104.4 | 101.4 | 100.0 | 101.5 | 104.1 | 103.4 | 104.0 | 98.8 | 103.3 |
| | May | 102.4 | 101.7 | : | 101.0 | 102.1 | 105.2 | 103.2 | 100.7 | 104.8 | 101.4 | 100.0 | 101.5 | 104.1 | 103.4 | 104.0 | 98.8 | 103.4 |
| | Jun | 102.4 | 101.7 | : | 101.0 | 102.1 | 105.2 | 103.3 | 100.7 | 104.8 | 101.4 | 100.0 | 101.5 | 104.1 | 103.4 | 104.0 | 98.8 | 103.6 |
| | Jul | 102.6 | 102.0 | : | 101.0 | 102.7 | 105.2 | 103.3 | 100.7 | 104.8 | 101.4 | 100.0 | 102.3 | 104.1 | 103.4 | 104.0 | 98.8 | 103.7 |
| | Aug | 102.8 | 102.2 | : | 101.0 | 103.1 | 105.2 | 103.3 | 100.7 | 104.8 | 101.8 | 100.0 | 102.3 | 104.2 | 103.4 | 104.0 | 98.8 | 103.8 |
| | Sep | 105.0 | 103.1 | : | 101.9 | 104.5 | 112.5 | 103.8 | 101.4 | 104.8 | 101.8 | 100.0 | 104.0 | 106.9 | 103.4 | 109.3 | 101.0 | 108.1 |
| | Oct | 105.1 | 103.1 | : | 101.9 | 104.5 | 112.8 | 104.7 | 101.5 | 104.8 | 101.8 | 100.0 | 104.2 | 106.9 | 108.2 | 109.3 | 101.0 | 108.4 |
| | Nov | 105.6 | 103.7 | : | 101.9 | 104.5 | 112.8 | 105.2 | 101.5 | 107.5 | 103.3 | 104.5 | 104.2 | 106.9 | 108.2 | 109.3 | 101.0 | 108.6 |
| | Dec | 105.6 | 103.7 | : | 101.9 | 104.5 | 112.8 | 105.5 | 101.5 | 107.5 | 103.3 | 104.5 | 104.2 | 106.9 | 108.2 | 109.3 | 101.0 | 108.8 |
| 1998 | Jan | 106.2 | 104.5 | : | 101.9 | 106.6 | 112.8 | 105.5 | 101.6 | 107.5 | 103.3 | 104.5 | 104.4 | 107.1 | 108.3 | 109.3 | 101.0 | 109.1 |
| | Feb | 106.2 | 104.5 | : | 101.9 | 106.6 | 112.8 | 105.6 | 101.6 | 107.5 | 103.5 | 104.5 | 104.4 | 107.1 | 108.0 | 109.3 | 101.0 | 109.1 |
| | Mar | 106.2 | 104.6 | : | 101.9 | 106.6 | 112.8 | 105.8 | 101.6 | 107.5 | 103.5 | 104.5 | 104.4 | 107.9 | 108.4 | 109.3 | 101.0 | 109.1 |
| | Apr | 106.2 | 104.5 | : | 101.9 | 106.4 | 112.8 | 105.8 | 101.6 | 107.5 | 103.5 | 104.5 | 104.4 | 107.9 | 109.4 | 109.5 | 101.0 | 109.1 |

| | Hotels, Cafés und Restaurants 1996 = 100 | | | | | | | | Hotels, cafes and restaurants 1996 = 100 | | | | | Hotels, cafés et restaurants 1996 = 100 | | | | |
|------|---|-------|--------|-------|-------|-------|-------|-------|---|-------|-------|-------|-------|--|-------|-------|-------|-------|
| | 2112 | EU-15 | EUR-11 | B | DK | D | EL | E | F | IRL | I | L | NL | A | P | FIN | S | UK |
| 1995 | | 97.2 | 97.5 | 98.2 | 98.1 | 98.8 | 91.0 | 96.5 | : | 97.1 | 96.3 | 99.0 | 98.0 | 97.5 | 96.7 | 98.9 | 97.5 | : |
| 1996 | | 100.0 | 100.0 | 100.0 | 100.0 | 100.0 | 100.0 | 100.0 | 100.0 | 100.0 | 100.0 | 100.0 | 100.0 | 100.0 | 100.0 | 100.0 | 100.0 | 100.0 |
| 1997 | | 102.4 | 102.0 | 101.7 | 102.3 | 101.0 | 107.6 | 103.1 | 101.7 | 102.9 | 102.8 | 102.1 | 101.9 | 102.1 | 102.3 | 102.1 | 101.0 | 103.6 |
| 1997 | Feb | 101.5 | 101.2 | 101.8 | 101.8 | 100.4 | 103.4 | 102.1 | 100.9 | 102.1 | 101.8 | 101.2 | 100.7 | 102.4 | 101.1 | 101.4 | 100.5 | 102.0 |
| | Mar | 101.5 | 101.2 | 101.1 | 101.6 | 99.8 | 104.8 | 102.3 | 101.1 | 102.1 | 102.1 | 101.2 | 101.0 | 102.0 | 101.6 | 101.6 | 100.8 | 102.1 |
| | Apr | 101.8 | 101.3 | 101.9 | 101.7 | 99.6 | 108.7 | 102.7 | 101.3 | 102.4 | 102.3 | 101.5 | 101.2 | 101.8 | 101.9 | 101.6 | 101.0 | 102.7 |
| | May | 102.1 | 101.7 | 101.9 | 102.2 | 100.7 | 107.7 | 102.8 | 101.4 | 102.3 | 102.5 | 101.6 | 102.0 | 101.3 | 102.3 | 101.8 | 100.9 | 103.1 |
| | Jun | 102.5 | 102.0 | 101.4 | 102.3 | 101.4 | 106.9 | 103.0 | 101.7 | 102.5 | 102.7 | 101.9 | 102.0 | 101.6 | 102.6 | 101.8 | 101.0 | 103.6 |
| | Jul | 103.3 | 103.1 | 103.4 | 102.5 | 104.0 | 107.3 | 103.2 | 102.4 | 102.6 | 102.9 | 102.1 | 103.8 | 102.6 | 102.4 | 101.5 | 100.3 | 104.1 |
| | Aug | 103.4 | 103.1 | 101.5 | 102.7 | 103.7 | 107.6 | 103.5 | 102.5 | 102.8 | 103.1 | 102.6 | 103.3 | 102.9 | 102.9 | 102.1 | 100.8 | 104.3 |
| | Sep | 102.9 | 102.3 | 101.0 | 102.7 | 101.3 | 108.1 | 103.8 | 102.1 | 102.8 | 103.2 | 102.6 | 102.0 | 101.7 | 103.2 | 102.7 | 101.2 | 104.5 |
| | Oct | 103.0 | 102.4 | 102.1 | 102.8 | 101.0 | 107.8 | 103.9 | 102.0 | 104.0 | 103.5 | 103.2 | 102.7 | 101.4 | 103.3 | 103.0 | 101.5 | 104.8 |
| | Nov | 102.9 | 102.2 | 101.6 | 103.0 | 99.9 | 107.9 | 104.0 | 101.9 | 104.8 | 103.8 | 103.3 | 101.6 | 102.3 | 103.1 | 103.1 | 101.5 | 105.0 |
| | Dec | 103.3 | 102.4 | 101.9 | 103.2 | 100.5 | 113.4 | 104.0 | 102.1 | 104.8 | 103.8 | 103.4 | 102.0 | 103.4 | 103.1 | 103.4 | 102.1 | 105.2 |
| 1998 | Jan | 103.7 | 102.8 | 101.8 | 103.4 | 100.6 | 114.2 | 104.8 | 102.4 | 105.0 | 104.4 | 103.8 | 102.1 | 103.8 | 103.5 | 104.0 | 101.9 | 105.6 |
| | Feb | 104.0 | 103.3 | 102.9 | 103.2 | 101.2 | 110.3 | 105.1 | 102.7 | 105.2 | 104.8 | 103.9 | 102.7 | 105.2 | 103.7 | 104.3 | 101.8 | 106.0 |
| | Mar | 104.1 | 103.3 | 102.6 | 103.2 | 100.7 | 111.1 | 105.3 | 102.8 | 105.4 | 105.1 | 103.8 | 102.9 | 104.5 | 103.9 | 104.5 | 101.4 | 106.3 |
| | Apr | 104.7 | 103.8 | 103.4 | 104.0 | 101.9 | 117.8 | 105.7 | 103.1 | 105.7 | 105.4 | 103.9 | 103.5 | 104.1 | 104.4 | 104.9 | 102.1 | 106.7 |

HARMONISIERTE VERBRAUCHERPREISINDIZES
HARMONIZED INDICES OF CONSUMER PRICES
INDICES HARMONISÉS DES PRIX À LA CONSOMMATION



| | 2113 | Verschiedene Waren und Dienstleistungen 1996 = 100 | | | | | | | | | | Miscellaneous goods and services 1996 = 100 | | | | | Autres biens et services 1996 = 100 | |
|----------|-------|---|--------|-------|-------|-------|-------|-------|-------|-------|-------|--|-------|-------|-------|-------|--|----|
| | | EU-15 | EUR-11 | B | DK | D | EL | E | F | IRL | I | L | NL | A | P | FIN | S | UK |
| 1995 | 97.3 | 97.7 | 98.6 | 97.2 | 99.3 | 89.4 | 97.3 | : | 95.5 | 95.7 | 98.9 | 99.0 | 99.1 | 95.5 | 100.0 | 98.2 | : | |
| 1996 | 100.0 | 100.0 | 100.0 | 100.0 | 100.0 | 100.0 | 100.0 | 100.0 | 100.0 | 100.0 | 100.0 | 100.0 | 100.0 | 100.0 | 100.0 | 100.0 | 100.0 | |
| 1997 | 101.9 | 101.5 | 100.5 | 102.4 | 101.6 | 108.6 | 102.1 | 100.9 | 102.6 | 102.2 | 101.6 | 101.0 | 100.8 | 103.6 | 100.8 | 101.7 | 102.9 | |
| 1997 Feb | 101.3 | 101.1 | 100.2 | 100.8 | 101.4 | 106.1 | 101.6 | 100.8 | 101.3 | 101.2 | 101.4 | 100.7 | 100.4 | 102.5 | 100.6 | 101.2 | 101.8 | |
| Mar | 101.5 | 101.3 | 100.3 | 101.5 | 101.5 | 107.8 | 101.9 | 100.9 | 101.8 | 101.4 | 101.4 | 100.8 | 100.8 | 103.2 | 100.1 | 101.2 | 102.1 | |
| Apr | 101.7 | 101.3 | 100.5 | 101.8 | 101.6 | 108.8 | 102.1 | 100.9 | 102.1 | 101.5 | 101.5 | 101.0 | 100.6 | 103.3 | 100.3 | 101.3 | 102.7 | |
| May | 102.0 | 101.6 | 100.6 | 102.0 | 101.7 | 108.2 | 102.3 | 100.9 | 102.4 | 102.2 | 101.6 | 101.0 | 100.7 | 103.6 | 100.8 | 101.4 | 102.9 | |
| Jun | 102.0 | 101.6 | 100.6 | 103.1 | 101.7 | 108.6 | 102.2 | 100.9 | 102.2 | 102.3 | 101.7 | 100.9 | 100.7 | 103.6 | 100.8 | 101.4 | 102.9 | |
| Jul | 102.0 | 101.6 | 100.6 | 103.1 | 101.7 | 108.1 | 102.2 | 100.9 | 102.3 | 102.4 | 101.7 | 100.9 | 100.7 | 103.9 | 101.1 | 101.7 | 102.7 | |
| Aug | 102.1 | 101.7 | 100.6 | 103.1 | 101.8 | 108.2 | 102.1 | 101.0 | 103.2 | 102.6 | 101.8 | 101.2 | 100.8 | 104.0 | 101.1 | 101.7 | 102.9 | |
| Sep | 102.2 | 101.8 | 100.6 | 103.2 | 101.8 | 108.4 | 102.2 | 101.0 | 103.1 | 102.7 | 101.7 | 101.2 | 101.1 | 104.0 | 101.1 | 102.1 | 103.1 | |
| Oct | 102.4 | 101.9 | 100.6 | 103.1 | 101.9 | 110.1 | 102.4 | 101.0 | 103.4 | 102.9 | 101.8 | 101.4 | 101.3 | 104.2 | 100.8 | 102.1 | 103.8 | |
| Nov | 102.5 | 101.9 | 100.6 | 103.1 | 101.9 | 110.2 | 102.4 | 101.0 | 103.8 | 103.0 | 101.7 | 101.6 | 101.2 | 104.4 | 101.4 | 102.4 | 104.2 | |
| Dec | 102.6 | 101.9 | 100.6 | 103.2 | 101.9 | 112.0 | 102.4 | 101.1 | 104.1 | 102.9 | 101.6 | 101.5 | 101.3 | 104.6 | 101.4 | 102.3 | 104.2 | |
| 1998 Jan | 102.6 | 102.0 | 100.8 | 103.5 | 101.6 | 110.6 | 102.9 | 101.2 | 104.2 | 103.1 | 101.8 | 102.0 | 101.4 | 105.1 | 101.8 | 102.9 | 104.3 | |
| Feb | 103.0 | 102.2 | 100.9 | 103.5 | 101.7 | 111.7 | 103.4 | 101.5 | 104.7 | 103.4 | 101.8 | 102.2 | 101.5 | 105.6 | 101.5 | 103.1 | 105.4 | |
| Mar | 103.2 | 102.4 | 101.0 | 103.8 | 101.7 | 113.0 | 103.9 | 101.7 | 105.6 | 103.6 | 102.1 | 102.2 | 101.6 | 105.9 | 101.8 | 103.4 | 105.6 | |
| Apr | 103.4 | 102.5 | 101.2 | 104.1 | 102.0 | 114.8 | 104.2 | 101.6 | 106.2 | 103.7 | 102.0 | 102.4 | 101.7 | 106.2 | 102.2 | 104.1 | 106.2 | |

Agrarpreisindizes

Indices of agricultural prices

Indices des prix agricoles

ERZEUGERPREISE LANDWIRTSCHAFTLICHER PRODUKTE
PRODUCER PRICES OF AGRICULTURAL PRODUCTS
PRIX À LA PRODUCTION DE PRODUITS AGRICOLES



| | 2201 | Output insgesamt 1991 = 100 ⁽¹⁾ | | | | | | | | | | | | | | Output total 1991 = 100 ⁽¹⁾ | |
|------|------|---|------|------|------|-------|-------|------|-------|-------|------|-------|------|-------|------|---|-------|
| | | EU-15 | B | DK | D | EL | E | F | IRL | I | L | NL | A | P | FIN | S | UK |
| 1994 | | 100.9 | 94.3 | 85.8 | 91.1 | 153.3 | 109.1 | 90.0 | 105.8 | 106.2 | 85.5 | 95.2 | 98.1 | 98.4 | 95.9 | 97.6 | 106.2 |
| 1995 | | 105.2 | 90.2 | 85.7 | 92.0 | 168.4 | 121.1 | 90.8 | 108.2 | 116.1 | 84.4 | 97.9 | 74.1 | 102.4 | 71.5 | 97.8 | 116.1 |
| 1996 | | 105.5 | 91.2 | 86.9 | 91.0 | 178.6 | 120.6 | 90.9 | 102.8 | 118.4 | 82.6 | 99.7 | 74.7 | 101.6 | 61.3 | 93.9 | 114.3 |
| 1997 | | 104.0 | 92.7 | 87.4 | 91.6 | 188.7 | 115.2 | 90.4 | 96.3 | 118.3 | 84.3 | 104.7 | 76.3 | 95.2 | 60.2 | 91.9 | 98.8 |
| 1996 | Oct | 101.5 | 86.0 | 87.3 | 88.9 | 171.5 | 114.5 | 87.7 | 97.2 | 114.1 | 84.9 | 94.9 | 74.4 | 105.1 | 62.5 | 91.7 | 106.4 |
| | Nov | 101.0 | 85.6 | 84.6 | 87.0 | 167.7 | 120.2 | 86.9 | 99.2 | 110.4 | 85.4 | 95.4 | 72.8 | 105.2 | 63.5 | 90.0 | 106.9 |
| | Dec | 102.1 | 88.7 | 83.5 | 88.0 | 167.5 | 120.2 | 87.6 | 100.5 | 114.5 | 86.1 | 96.0 | 73.0 | 104.9 | 63.7 | 90.2 | 107.5 |
| 1997 | Jan | 104.7 | 99.3 | 83.0 | 90.0 | 172.1 | 122.4 | 89.7 | 96.8 | 116.8 | 85.2 | 108.7 | 73.0 | 98.8 | 60.8 | 90.4 | 107.8 |
| | Feb | 104.1 | 90.2 | 83.3 | 90.2 | 176.4 | 119.9 | 88.1 | 96.8 | 118.2 | 83.9 | 110.6 | 73.0 | 99.0 | 60.9 | 91.0 | 104.7 |
| | Mar | 103.5 | 88.3 | 84.2 | 91.4 | 175.5 | 120.7 | 87.8 | 97.2 | 115.3 | 82.4 | 109.2 | 73.8 | 95.0 | 58.5 | 90.7 | 103.8 |
| | Apr | 103.7 | 92.1 | 86.7 | 95.2 | 180.7 | 118.2 | 88.5 | 97.4 | 114.3 | 82.1 | 110.0 | 74.8 | 95.0 | 57.6 | 92.4 | 98.4 |
| | May | 105.7 | 96.9 | 95.0 | 97.5 | 190.4 | 116.6 | 90.2 | 99.8 | 118.0 | 82.4 | 110.6 | 79.0 | 95.6 | 58.8 | 95.1 | 97.7 |
| | Jun | 103.5 | 93.7 | 96.1 | 94.1 | 197.3 | 110.2 | 89.7 | 99.3 | 113.2 | 81.1 | 102.7 | 78.8 | 92.1 | 57.9 | 96.2 | 101.4 |
| | Jul | 102.3 | 91.0 | 88.8 | 93.3 | 203.2 | 106.2 | 88.2 | 97.9 | 113.7 | 80.9 | 100.1 | 77.4 | 92.2 | 58.2 | 90.7 | 100.4 |
| | Aug | 103.6 | 92.0 | 86.9 | 93.7 | 200.5 | 109.7 | 89.8 | 95.6 | 119.7 | 83.4 | 98.6 | 77.3 | 97.2 | 61.7 | 90.8 | 96.4 |
| | Sep | 104.9 | 95.8 | 87.6 | 94.8 | 188.1 | 111.6 | 91.0 | 96.0 | 123.4 | 85.6 | 106.2 | 77.0 | 98.8 | 61.9 | 92.1 | 95.8 |
| | Oct | 102.9 | 92.6 | 87.0 | 93.7 | 179.0 | 113.2 | 90.9 | 96.6 | 116.7 | 88.1 | 104.9 | 76.8 | 94.1 | 61.6 | 91.2 | 93.2 |
| | Nov | 103.6 | 93.8 | 85.7 | 92.3 | 179.1 | 119.5 | 91.1 | 97.8 | 116.1 | 89.9 | 107.0 | 77.0 | 99.4 | 62.2 | 90.3 | 92.5 |
| | Dec | 104.9 | 92.0 | 83.6 | 94.3 | 179.3 | 124.8 | 90.2 | 97.4 | 118.2 | 89.4 | 108.3 | 75.9 | 104.8 | 62.4 | 90.2 | 92.5 |

| | 2202 | Pflanzliche Erzeugnisse 1990 = 100 ⁽¹⁾ | | | | | | | | | | | | | | Crop products 1990 = 100 ⁽¹⁾ | | Produits végétaux 1990 = 100 ⁽¹⁾ | |
|------|------|--|-------|------|------|-------|-------|------|-------|-------|------|-------|------|-------|------|--|-------|--|--|
| | | EU-15 | B | DK | D | EL | E | F | IRL | I | L | NL | A | P | FIN | S | UK | | |
| 1994 | | 101.8 | 102.0 | 87.3 | 91.8 | 153.4 | 109.4 | 86.4 | 105.3 | 103.8 | 80.6 | 102.1 | 97.4 | 103.6 | 92.7 | 93.0 | 98.4 | | |
| 1995 | | 110.9 | 96.1 | 88.4 | 95.9 | 172.1 | 127.5 | 89.3 | 112.7 | 117.3 | 77.7 | 110.4 | 71.5 | 111.3 | 62.3 | 104.3 | 111.7 | | |
| 1996 | | 110.5 | 95.6 | 85.2 | 90.6 | 186.3 | 123.5 | 90.2 | 99.3 | 120.2 | 87.7 | 110.8 | 73.0 | 107.1 | 56.6 | 96.7 | 103.2 | | |
| 1997 | | 107.3 | 92.9 | 84.3 | 87.3 | 198.5 | 112.3 | 87.3 | 88.8 | 121.0 | 91.5 | 117.5 | 73.3 | 95.4 | 56.7 | 90.3 | 86.0 | | |
| 1996 | Oct | 102.7 | 80.9 | 81.0 | 87.0 | 174.6 | 114.1 | 82.6 | 91.2 | 113.7 | 92.2 | 100.9 | 71.1 | 113.9 | 54.6 | 87.4 | 88.6 | | |
| | Nov | 102.6 | 84.7 | 82.0 | 85.2 | 170.1 | 123.1 | 82.2 | 93.2 | 107.5 | 92.2 | 101.7 | 71.4 | 116.8 | 57.7 | 84.0 | 88.7 | | |
| | Dec | 104.3 | 91.5 | 82.2 | 85.4 | 169.0 | 121.8 | 83.6 | 94.3 | 114.8 | 92.2 | 102.8 | 67.5 | 114.2 | 58.2 | 88.2 | 90.2 | | |
| 1997 | Jan | 110.5 | 118.8 | 82.9 | 87.2 | 174.3 | 127.0 | 88.3 | 94.5 | 119.8 | 90.5 | 136.2 | 69.8 | 101.0 | 57.8 | 89.3 | 94.6 | | |
| | Feb | 109.1 | 91.6 | 83.1 | 86.4 | 181.5 | 121.1 | 85.1 | 92.2 | 123.0 | 90.5 | 139.7 | 70.2 | 101.1 | 58.6 | 91.1 | 89.6 | | |
| | Mar | 106.7 | 85.1 | 83.0 | 86.0 | 181.1 | 120.9 | 84.2 | 90.4 | 116.9 | 90.5 | 133.5 | 71.7 | 92.8 | 58.1 | 90.0 | 87.2 | | |
| | Apr | 106.1 | 89.3 | 84.1 | 88.1 | 187.5 | 115.1 | 86.4 | 91.0 | 115.8 | 90.4 | 124.7 | 70.9 | 93.0 | 56.5 | 92.6 | 84.9 | | |
| | May | 107.5 | 94.4 | 85.5 | 88.3 | 201.5 | 110.7 | 87.2 | 95.2 | 120.5 | 90.4 | 123.3 | 71.3 | 89.7 | 59.9 | 90.8 | 84.7 | | |
| | Jun | 106.7 | 99.9 | 96.7 | 87.9 | 211.6 | 104.9 | 88.0 | 104.0 | 114.0 | 90.5 | 114.2 | 78.7 | 88.2 | 55.6 | 100.2 | 93.7 | | |
| | Jul | 103.5 | 94.5 | 86.4 | 87.0 | 219.2 | 100.0 | 82.3 | 105.4 | 113.7 | 90.5 | 108.7 | 76.6 | 89.5 | 56.6 | 84.9 | 84.2 | | |
| | Aug | 103.7 | 87.4 | 80.7 | 82.5 | 214.5 | 102.9 | 82.9 | 87.6 | 122.8 | 89.0 | 97.8 | 72.0 | 95.7 | 57.0 | 85.8 | 78.2 | | |
| | Sep | 105.4 | 91.9 | 81.1 | 84.5 | 196.9 | 104.2 | 84.2 | 91.0 | 127.4 | 89.0 | 114.4 | 71.1 | 98.1 | 55.1 | 89.1 | 80.3 | | |
| | Oct | 103.5 | 86.3 | 80.4 | 86.7 | 184.4 | 110.0 | 84.7 | 90.4 | 116.0 | 97.8 | 114.1 | 72.5 | 93.1 | 53.6 | 87.6 | 81.8 | | |
| | Nov | 106.3 | 90.1 | 81.3 | 90.3 | 184.4 | 118.2 | 86.0 | 89.2 | 115.8 | 97.9 | 119.6 | 76.1 | 101.8 | 55.6 | 86.1 | 84.7 | | |
| | Dec | 109.8 | 91.9 | 81.1 | 91.4 | 184.1 | 129.2 | 85.7 | 88.8 | 119.2 | 97.9 | 129.0 | 73.3 | 112.2 | 55.7 | 88.1 | 85.5 | | |

(¹) Nominaler Index

(¹) Nominal indices

(¹) Indices nominaux

ERZEUGERPREISE LANDWIRTSCHAFTLICHER PRODUKTE
 PRODUCER PRICES OF AGRICULTURAL PRODUCTS
 PRIX À LA PRODUCTION DE PRODUITS AGRICOLES



| | Tiere und tierische Erzeugnisse 2203 1990 = 100 ⁽¹⁾ | | | | | | | Animals and animal products 1990 = 100 ⁽¹⁾ | | | | | Animaux et produits animaux 1990 = 100 ⁽¹⁾ | | | | |
|----------|---|------|-------|-------|-------|-------|------|---|-------|------|-------|------|--|------|------|-------|--|
| | EU-15 | B | DK | D | EL | E | F | IRL | I | L | NL | A | P | FIN | S | UK | |
| 1994 | 100.1 | 89.9 | 85.0 | 90.8 | 153.2 | 108.5 | 94.1 | 105.8 | 109.8 | 86.6 | 90.2 | 98.3 | 93.1 | 97.2 | 99.2 | 111.5 | |
| 1995 | 99.8 | 86.9 | 84.2 | 90.0 | 159.4 | 110.7 | 92.5 | 107.5 | 114.3 | 85.9 | 88.8 | 74.8 | 93.2 | 75.5 | 95.5 | 119.1 | |
| 1996 | 100.8 | 88.7 | 87.9 | 91.1 | 159.7 | 115.8 | 91.6 | 103.3 | 115.6 | 81.5 | 91.6 | 75.2 | 95.9 | 63.3 | 92.9 | 121.9 | |
| 1997 | 100.8 | 92.6 | 89.1 | 93.8 | 154.9 | 119.8 | 94.0 | 97.4 | 114.2 | 82.7 | 95.5 | 77.2 | 95.0 | 61.7 | 92.5 | 107.5 | |
| 1996 Oct | 100.4 | 88.9 | 90.7 | 89.8 | 163.9 | 115.2 | 93.4 | 98.1 | 114.7 | 83.5 | 90.6 | 75.4 | 96.1 | 65.8 | 93.3 | 118.5 | |
| Nov | 99.5 | 86.2 | 86.0 | 87.9 | 161.9 | 115.5 | 92.1 | 100.1 | 114.6 | 84.1 | 90.8 | 73.3 | 93.2 | 65.9 | 92.1 | 119.3 | |
| Dec | 100.1 | 87.1 | 84.3 | 89.3 | 163.9 | 117.6 | 92.2 | 101.4 | 114.1 | 84.9 | 91.0 | 74.6 | 95.3 | 66.0 | 90.9 | 119.2 | |
| 1997 Jan | 99.2 | 88.2 | 83.1 | 91.4 | 166.5 | 114.9 | 91.4 | 97.1 | 112.3 | 84.2 | 88.7 | 73.9 | 96.5 | 62.1 | 90.8 | 116.7 | |
| Feb | 99.4 | 89.3 | 83.4 | 92.1 | 163.7 | 117.9 | 91.5 | 97.4 | 111.0 | 82.7 | 89.4 | 73.9 | 97.0 | 61.9 | 91.0 | 115.0 | |
| Mar | 100.4 | 90.1 | 84.9 | 94.1 | 161.8 | 120.2 | 92.0 | 98.1 | 112.7 | 80.8 | 91.5 | 74.4 | 97.3 | 58.6 | 91.0 | 115.2 | |
| Apr | 101.4 | 93.6 | 88.1 | 98.8 | 164.1 | 123.1 | 90.7 | 98.3 | 112.0 | 80.5 | 99.4 | 76.0 | 97.1 | 58.1 | 92.4 | 107.6 | |
| May | 104.1 | 98.4 | 100.3 | 102.2 | 163.0 | 126.2 | 93.6 | 100.4 | 114.1 | 80.8 | 101.3 | 81.3 | 101.7 | 58.2 | 96.7 | 106.5 | |
| Jun | 100.6 | 90.3 | 95.8 | 97.3 | 162.2 | 118.8 | 91.7 | 98.6 | 111.8 | 79.3 | 94.3 | 78.8 | 96.1 | 58.9 | 94.8 | 106.7 | |
| Jul | 101.2 | 89.0 | 90.1 | 96.6 | 164.0 | 116.3 | 94.9 | 96.9 | 113.8 | 79.0 | 93.8 | 77.6 | 95.0 | 58.9 | 92.7 | 111.3 | |
| Aug | 103.5 | 94.7 | 90.3 | 99.4 | 166.1 | 120.6 | 97.6 | 96.7 | 115.1 | 82.3 | 99.1 | 78.9 | 98.7 | 63.7 | 92.6 | 108.8 | |
| Sep | 104.4 | 98.0 | 91.2 | 100.0 | 166.5 | 123.6 | 98.8 | 96.7 | 117.4 | 84.9 | 100.3 | 78.8 | 99.6 | 64.8 | 93.2 | 106.4 | |
| Oct | 102.3 | 96.2 | 90.5 | 97.2 | 165.9 | 118.4 | 97.9 | 97.4 | 117.7 | 86.2 | 98.3 | 78.1 | 95.1 | 65.1 | 92.5 | 100.9 | |
| Nov | 101.1 | 95.9 | 88.1 | 93.3 | 166.0 | 121.5 | 96.8 | 99.0 | 116.4 | 88.3 | 97.8 | 77.3 | 96.9 | 65.0 | 91.8 | 97.7 | |
| Dec | 100.3 | 92.0 | 85.0 | 95.8 | 167.4 | 117.8 | 95.3 | 98.6 | 116.7 | 87.7 | 93.2 | 76.7 | 97.2 | 65.3 | 91.0 | 97.2 | |

(¹) Nominaler Index

(¹) Nominal indices

(¹) Indices nominaux

EINKAUFSPREISE LANDWIRTSCHAFTLICHER BETRIEBSMITTEL
PURCHASE PRICES OF THE MEANS OF AGRICULTURAL PRODUCTION
PRIX D'ACHAT DES MOYENS DE PRODUCTION



| | 2301 | | | | | | | | | | | | | | | |
|----------|---|-------|-------|-------|-------|-------|-------|-------|-------|-------|-------|-------|-------|-------|-------|-------|
| | Input insgesamt (I+II) 1990 = 100 ⁽¹⁾ | | | | | | | | | | | | | | | |
| | EU-15 | B | DK | D | EL | E | F | IRL | I | L | NL | A | P | FIN | S | UK |
| 1994 | 109.6 | 100.1 | 98.1 | 105.8 | 170.2 | 110.3 | 103.1 | 103.6 | 117.4 | 105.9 | 100.9 | 107.4 | 112.0 | 107.6 | 108.6 | 112.8 |
| 1995 | 112.7 | 100.6 | 99.0 | 106.3 | 181.9 | 114.4 | 104.9 | 106.0 | 126.3 | 107.3 | 104.2 | 107.1 | 113.4 | 86.6 | 114.8 | 116.6 |
| 1996 | 117.0 | 104.3 | 102.0 | 108.9 | 196.8 | 119.2 | 108.9 | 109.0 | 130.9 | 110.0 | 108.5 | 111.1 | 114.0 | 88.4 | 121.1 | 122.9 |
| 1997 | 118.3 | 105.9 | 104.5 | 110.7 | 201.9 | 122.3 | 110.7 | 108.3 | 131.6 | 110.8 | 109.2 | 114.1 | 111.0 | 90.0 | 123.4 | 120.9 |
| 1996 Oct | 117.2 | 104.7 | 102.4 | 109.3 | 197.8 | 119.5 | 109.7 | 109.8 | 131.2 | 111.1 | 107.6 | 111.0 | 110.9 | 88.7 | 122.0 | 122.6 |
| Nov | 116.9 | 104.4 | 102.6 | 108.7 | 198.5 | 119.5 | 109.4 | 109.8 | 131.0 | 111.0 | 107.3 | 111.1 | 107.8 | 88.6 | 121.9 | 122.4 |
| Dec | 117.0 | 105.0 | 102.8 | 109.3 | 198.5 | 119.3 | 109.8 | 109.6 | 130.9 | 110.8 | 105.2 | 111.1 | 108.3 | 88.9 | 122.2 | 122.6 |
| 1997 Jan | 117.4 | 105.0 | 103.9 | 107.1 | 200.6 | 120.0 | 110.1 | 109.4 | 131.3 | 109.2 | 109.5 | 113.1 | 110.3 | 90.1 | 122.6 | 123.5 |
| Feb | 117.6 | 105.6 | 104.1 | 107.1 | 199.6 | 121.1 | 110.4 | 109.3 | 131.2 | 109.6 | 109.8 | 113.3 | 110.7 | 89.8 | 122.8 | 123.3 |
| Mar | 117.9 | 106.0 | 104.4 | 107.7 | 199.2 | 122.5 | 110.7 | 109.2 | 131.3 | 109.4 | 109.5 | 113.7 | 111.6 | 89.8 | 122.8 | 123.2 |
| Apr | 118.3 | 107.2 | 105.1 | 108.5 | 199.5 | 122.1 | 111.0 | 109.2 | 131.5 | 109.6 | 111.3 | 113.6 | 112.0 | 90.4 | 123.3 | 122.7 |
| May | 118.5 | 107.3 | 105.3 | 109.3 | 199.9 | 122.4 | 111.2 | 109.1 | 131.6 | 109.8 | 111.7 | 113.3 | 110.5 | 90.9 | 123.9 | 122.4 |
| Jun | 118.3 | 107.0 | 104.8 | 108.5 | 199.8 | 123.7 | 111.0 | 109.2 | 131.6 | 109.9 | 110.7 | 113.0 | 110.1 | 90.7 | 124.3 | 121.4 |
| Jul | 117.9 | 106.0 | 104.9 | 107.9 | 200.2 | 123.7 | 110.6 | 108.9 | 131.8 | 109.7 | 108.9 | 113.7 | 108.8 | 89.7 | 124.7 | 121.0 |
| Aug | 118.0 | 106.2 | 104.8 | 108.2 | 201.0 | 124.0 | 110.6 | 108.7 | 131.8 | 110.2 | 108.4 | 114.1 | 108.1 | 89.7 | 124.9 | 120.9 |
| Sep | 117.8 | 105.6 | 103.4 | 107.4 | 201.4 | 124.5 | 110.6 | 108.1 | 131.6 | 110.0 | 108.3 | 113.9 | 111.8 | 89.7 | 124.9 | 120.4 |
| Oct | 117.4 | 105.3 | 103.4 | 106.7 | 202.0 | 122.5 | 110.7 | 107.9 | 131.7 | 110.1 | 108.2 | 114.2 | 108.5 | 89.5 | 124.8 | 120.3 |
| Nov | 117.3 | 105.1 | 103.3 | 106.9 | 201.4 | 121.9 | 110.6 | 107.9 | 131.8 | 109.7 | 107.9 | 114.6 | 107.1 | 89.6 | 124.2 | 119.9 |
| Dec | 117.4 | 104.7 | 103.2 | 107.2 | 200.7 | 122.4 | 110.7 | 108.1 | 131.9 | 109.4 | 108.2 | 114.7 | 106.9 | 89.5 | 123.9 | 120.1 |

| | 2302 | | | | | | | | | | | | | | | |
|----------|--|-------|-------|-------|-------|-------|-------|-------|-------|-------|-------|-------|-------|-------|-------|-------|
| | Waren und Dienstleistungen des laufenden landwirtschaftlichen Verbrauchs (I) – 1990 = 100 ⁽¹⁾ | | | | | | | | | | | | | | | |
| | EU-15 | B | DK | D | EL | E | F | IRL | I | L | NL | A | P | FIN | S | UK |
| 1994 | 107.2 | 98.5 | 96.1 | 103.3 | 172.9 | 110.0 | 101.6 | 101.2 | 113.0 | 100.8 | 98.9 | 102.0 | 107.3 | 107.1 | 105.4 | 112.1 |
| 1995 | 110.0 | 98.5 | 96.5 | 103.4 | 182.6 | 113.7 | 103.3 | 102.8 | 125.0 | 102.1 | 102.2 | 99.8 | 107.3 | 83.6 | 111.4 | 115.8 |
| 1996 | 114.5 | 102.6 | 99.7 | 106.4 | 198.5 | 118.2 | 107.5 | 106.7 | 128.7 | 105.9 | 107.0 | 104.8 | 106.8 | 85.5 | 119.0 | 122.6 |
| 1997 | 115.3 | 104.4 | 102.0 | 108.4 | 203.3 | 120.9 | 109.4 | 105.1 | 126.3 | 106.3 | 107.4 | 108.8 | 102.1 | 87.8 | 121.7 | 119.8 |
| 1996 Oct | 114.5 | 103.1 | 99.9 | 106.8 | 199.3 | 118.1 | 108.4 | 106.7 | 128.0 | 107.6 | 105.8 | 104.7 | 103.0 | 86.8 | 120.2 | 122.3 |
| Nov | 114.1 | 102.7 | 100.2 | 106.1 | 200.1 | 118.1 | 108.1 | 106.6 | 127.5 | 107.5 | 105.5 | 104.9 | 99.4 | 86.6 | 120.1 | 122.0 |
| Dec | 114.1 | 103.4 | 100.5 | 106.9 | 200.2 | 117.8 | 108.5 | 106.4 | 127.0 | 107.0 | 102.6 | 104.9 | 100.0 | 86.7 | 120.4 | 122.2 |
| 1997 Jan | 114.7 | 103.5 | 101.6 | 105.4 | 202.3 | 118.3 | 108.9 | 106.2 | 127.0 | 106.0 | 107.8 | 107.7 | 101.8 | 88.3 | 120.9 | 123.0 |
| Feb | 114.9 | 104.1 | 101.8 | 105.4 | 201.0 | 119.5 | 109.2 | 106.1 | 126.8 | 106.3 | 108.1 | 108.0 | 102.1 | 87.9 | 121.0 | 122.7 |
| Mar | 115.3 | 104.5 | 102.1 | 106.1 | 200.4 | 121.0 | 109.5 | 105.8 | 126.7 | 105.8 | 107.7 | 108.7 | 103.2 | 87.9 | 121.0 | 122.5 |
| Apr | 115.7 | 105.9 | 102.8 | 107.1 | 200.6 | 120.7 | 109.9 | 105.7 | 126.8 | 106.2 | 110.1 | 108.3 | 103.3 | 88.7 | 121.7 | 122.0 |
| May | 116.0 | 105.9 | 103.0 | 108.3 | 200.9 | 121.2 | 110.2 | 105.6 | 126.9 | 106.4 | 110.7 | 107.7 | 101.6 | 89.1 | 122.4 | 121.6 |
| Jun | 115.6 | 105.7 | 102.5 | 107.1 | 200.8 | 122.6 | 109.8 | 105.6 | 126.8 | 106.7 | 109.3 | 107.2 | 100.9 | 88.8 | 122.8 | 120.4 |
| Jul | 115.0 | 104.5 | 102.5 | 106.4 | 201.1 | 122.8 | 109.2 | 105.2 | 126.1 | 106.4 | 106.9 | 108.1 | 99.3 | 87.2 | 123.4 | 119.8 |
| Aug | 115.1 | 104.7 | 102.4 | 106.7 | 202.0 | 123.1 | 109.1 | 104.9 | 126.0 | 107.1 | 106.4 | 108.9 | 98.6 | 87.4 | 123.6 | 119.7 |
| Sep | 114.9 | 104.1 | 100.5 | 105.6 | 202.3 | 123.7 | 109.2 | 103.7 | 125.6 | 106.7 | 106.2 | 108.5 | 102.9 | 87.5 | 123.5 | 119.2 |
| Oct | 114.2 | 103.7 | 100.5 | 104.8 | 202.9 | 121.0 | 109.2 | 103.4 | 125.5 | 106.5 | 106.1 | 108.7 | 99.0 | 87.2 | 123.2 | 119.0 |
| Nov | 114.0 | 103.4 | 100.5 | 105.1 | 202.0 | 120.3 | 109.2 | 103.3 | 125.4 | 105.8 | 105.7 | 109.4 | 97.4 | 87.0 | 122.5 | 118.5 |
| Dec | 114.1 | 103.0 | 100.3 | 105.4 | 201.2 | 120.9 | 109.3 | 103.6 | 125.5 | 105.2 | 106.0 | 109.3 | 97.2 | 87.0 | 122.1 | 118.7 |

(¹) Nominaler Index

(¹) Nominal indices

(¹) Indices nominaux

EINKAUFSPREISE LANDWIRTSCHAFTLICHER BETRIEBSMITTEL
PURCHASE PRICES OF THE MEANS OF AGRICULTURAL PRODUCTION
PRIX D'ACHAT DES MOYENS DE PRODUCTION



| | 2303 | Waren und Dienstleistungen landwirtschaftlicher Investitionen(II) 1990 = 100 ⁽¹⁾ | | | | | Goods and service contributing to agricultural investment (II) -1990=100 ⁽¹⁾ | | | | | Biens et services concourant aux investissements de l'agriculture (II) 1990 = 100 ⁽¹⁾ | | | | |
|----------|-------|---|-------|-------|-------|-------|---|-------|-------|-------|-------|--|-------|-------|-------|-------|
| | | EU-15 | B | DK | D | EL | E | F | IRL | I | L | NL | A | P | FIN | S |
| 1994 | 116.7 | 111.9 | 107.1 | 114.0 | 161.3 | 111.9 | 109.8 | 112.0 | 121.8 | 112.8 | 106.9 | 115.2 | 140.9 | 108.8 | 119.2 | 117.2 |
| 1995 | 120.7 | 115.9 | 110.1 | 115.4 | 179.4 | 118.6 | 112.0 | 117.2 | 127.5 | 114.4 | 110.2 | 117.5 | 151.1 | 93.2 | 126.4 | 121.4 |
| 1996 | 124.5 | 116.2 | 112.6 | 116.7 | 191.0 | 124.8 | 114.6 | 117.2 | 133.0 | 115.4 | 113.1 | 120.0 | 157.7 | 94.7 | 127.9 | 124.2 |
| 1997 | 127.2 | 116.8 | 115.4 | 117.7 | 197.1 | 129.6 | 116.3 | 119.6 | 137.0 | 117.0 | 114.8 | 121.6 | 165.1 | 94.6 | 129.2 | 127.7 |
| 1996 Oct | 125.3 | 116.3 | 113.2 | 116.9 | 193.0 | 126.7 | 115.2 | 120.8 | 134.5 | 115.9 | 113.1 | 120.0 | 159.3 | 92.8 | 127.9 | 124.5 |
| Nov | 125.4 | 116.4 | 113.5 | 116.9 | 192.8 | 126.9 | 115.2 | 120.8 | 134.6 | 115.9 | 113.1 | 120.0 | 158.8 | 93.0 | 127.9 | 124.8 |
| Dec | 125.6 | 116.4 | 113.6 | 117.0 | 192.9 | 127.6 | 115.5 | 120.7 | 135.0 | 115.9 | 113.1 | 120.1 | 158.5 | 93.6 | 128.0 | 125.1 |
| 1997 Jan | 125.5 | 116.3 | 114.0 | 112.3 | 195.1 | 128.8 | 115.4 | 120.6 | 135.7 | 113.5 | 114.8 | 120.9 | 162.2 | 93.9 | 128.5 | 126.3 |
| Feb | 125.7 | 116.8 | 114.2 | 112.6 | 195.1 | 129.5 | 115.7 | 120.8 | 135.7 | 114.3 | 114.8 | 120.9 | 163.2 | 94.1 | 128.6 | 126.9 |
| Mar | 125.9 | 116.7 | 114.6 | 112.6 | 195.1 | 130.4 | 115.7 | 121.4 | 135.9 | 114.3 | 114.8 | 121.0 | 162.9 | 94.1 | 128.8 | 127.3 |
| Apr | 126.0 | 116.9 | 115.1 | 112.7 | 196.0 | 129.2 | 115.8 | 121.5 | 136.3 | 114.3 | 114.8 | 121.3 | 164.8 | 94.2 | 129.0 | 127.4 |
| May | 126.0 | 116.8 | 115.3 | 112.6 | 196.4 | 128.9 | 115.8 | 121.5 | 136.5 | 114.3 | 114.8 | 121.3 | 164.9 | 94.7 | 129.1 | 127.6 |
| Jun | 126.2 | 116.9 | 115.3 | 112.7 | 196.4 | 129.2 | 116.1 | 121.9 | 136.5 | 114.3 | 114.8 | 121.3 | 166.0 | 94.8 | 129.2 | 127.8 |
| Jul | 126.6 | 116.8 | 115.7 | 112.8 | 197.3 | 128.7 | 116.6 | 122.1 | 137.6 | 114.4 | 114.8 | 121.7 | 166.4 | 95.0 | 129.3 | 127.9 |
| Aug | 126.7 | 116.9 | 115.8 | 112.8 | 197.5 | 128.9 | 116.7 | 122.1 | 137.6 | 114.4 | 114.8 | 121.7 | 166.4 | 94.6 | 129.5 | 127.8 |
| Sep | 126.8 | 117.1 | 116.2 | 112.8 | 198.4 | 128.9 | 116.7 | 123.6 | 137.7 | 114.4 | 114.8 | 121.7 | 166.5 | 94.6 | 129.5 | 127.8 |
| Oct | 127.1 | 117.1 | 116.3 | 113.0 | 199.1 | 130.2 | 117.0 | 124.0 | 137.9 | 115.0 | 114.8 | 122.0 | 166.3 | 94.6 | 129.9 | 128.3 |
| Nov | 127.2 | 117.0 | 116.3 | 112.9 | 199.3 | 130.3 | 117.0 | 124.0 | 138.4 | 114.9 | 114.8 | 122.2 | 166.3 | 95.1 | 129.6 | 128.5 |
| Dec | 127.3 | 117.0 | 116.4 | 113.0 | 199.2 | 130.8 | 116.9 | 123.9 | 138.4 | 115.0 | 114.8 | 122.4 | 165.5 | 95.1 | 129.6 | 128.7 |

(¹) Nominaler Index

(¹) Nominal indices

(¹) Indices nominaux

Finanzstatistiken
Financial statistics
Statistiques financières

WECHSELKURS
EXCHANGE RATES
TAUX DE CHANGE



| | Wechselkurs (Durchschnitt) | | | | | | | | | | | | | | | |
|----------|----------------------------|-------|-------|--------|--------|-------|--------|--------|-------|-------|--------|-------|-------|--------|-------|--------|
| | 2401 1 ECU = ... | | | | | | | | | | | | | | | |
| | Exchange rate (mean) | | | | | | | | | | | | | | | |
| | 1 ECU = ... | | | | | | | | | | | | | | | |
| | Taux de change (moyenne) | | | | | | | | | | | | | | | |
| | 1 ECU = ... | | | | | | | | | | | | | | | |
| | BL | DK | D | EL | E | F | IRL | I | NL | A | P | FIN | S | UK | US | JP |
| 1994 | 39.66 | 7.543 | 1.925 | 288.03 | 158.92 | 6.583 | 0.7936 | 1915.1 | 2.158 | 13.54 | 196.90 | 6.191 | 9.163 | 0.7759 | 1.190 | 121.32 |
| 1995 | 38.55 | 7.328 | 1.874 | 302.99 | 163.00 | 6.525 | 0.8155 | 2130.1 | 2.099 | 13.18 | 196.11 | 5.709 | 9.332 | 0.8288 | 1.308 | 123.01 |
| 1996 | 39.30 | 7.359 | 1.910 | 305.55 | 160.75 | 6.493 | 0.7934 | 1959.0 | 2.140 | 13.43 | 195.76 | 5.828 | 8.515 | 0.8138 | 1.270 | 138.08 |
| 1997 | 40.53 | 7.484 | 1.964 | 309.36 | 165.89 | 6.613 | 0.7475 | 1929.3 | 2.211 | 13.82 | 198.59 | 5.881 | 8.651 | 0.6923 | 1.134 | 137.08 |
| 1997 Mar | 40.24 | 7.441 | 1.951 | 306.94 | 165.47 | 6.580 | 0.7352 | 1948.1 | 2.195 | 13.73 | 196.04 | 5.829 | 8.807 | 0.7160 | 1.150 | 140.93 |
| Apr | 40.41 | 7.461 | 1.959 | 309.70 | 165.35 | 6.597 | 0.7381 | 1939.0 | 2.203 | 13.79 | 196.52 | 5.873 | 8.794 | 0.7028 | 1.145 | 143.75 |
| May | 40.40 | 7.454 | 1.957 | 312.13 | 165.23 | 6.600 | 0.7592 | 1933.5 | 2.201 | 13.78 | 197.21 | 5.904 | 8.819 | 0.7036 | 1.149 | 136.30 |
| Jun | 40.51 | 7.476 | 1.963 | 311.13 | 165.87 | 6.626 | 0.7544 | 1926.5 | 2.209 | 13.82 | 198.28 | 5.883 | 8.808 | 0.6913 | 1.137 | 129.90 |
| Jul | 40.85 | 7.536 | 1.979 | 310.43 | 166.90 | 6.676 | 0.7383 | 1926.5 | 2.228 | 13.92 | 199.78 | 5.865 | 8.629 | 0.6610 | 1.105 | 127.20 |
| Aug | 40.77 | 7.522 | 1.975 | 309.47 | 166.82 | 6.655 | 0.7386 | 1928.7 | 2.224 | 13.89 | 200.09 | 5.903 | 8.565 | 0.6692 | 1.073 | 126.46 |
| Sep | 40.62 | 7.492 | 1.968 | 310.32 | 166.04 | 6.615 | 0.7431 | 1920.4 | 2.216 | 13.85 | 199.90 | 5.891 | 8.473 | 0.6874 | 1.100 | 132.79 |
| Oct | 40.59 | 7.492 | 1.968 | 309.90 | 166.08 | 6.601 | 0.7626 | 1927.8 | 2.217 | 13.85 | 200.44 | 5.897 | 8.480 | 0.6867 | 1.120 | 135.51 |
| Nov | 40.71 | 7.512 | 1.974 | 309.75 | 166.68 | 6.609 | 0.7580 | 1933.8 | 2.225 | 13.89 | 201.46 | 5.949 | 8.619 | 0.6749 | 1.139 | 142.62 |
| Dec | 40.76 | 7.526 | 1.976 | 310.86 | 167.12 | 6.614 | 0.7632 | 1937.2 | 2.227 | 13.90 | 201.94 | 5.971 | 8.658 | 0.6693 | 1.112 | 143.94 |
| 1998 Jan | 40.76 | 7.526 | 1.976 | 312.33 | 167.47 | 6.617 | 0.7868 | 1944.7 | 2.227 | 13.90 | 202.11 | 5.980 | 8.717 | 0.6651 | 1.088 | 140.85 |
| Feb | 40.76 | 7.528 | 1.975 | 312.36 | 167.40 | 6.621 | 0.7911 | 1949.1 | 2.226 | 13.90 | 202.20 | 5.991 | 8.795 | 0.6639 | 1.088 | 136.81 |
| Mar | 40.85 | 7.548 | 1.980 | 331.64 | 167.91 | 6.638 | 0.7926 | 1949.9 | 2.232 | 13.93 | 202.67 | 6.010 | 8.639 | 0.6526 | 1.084 | 139.87 |
| Apr | 40.85 | 7.549 | 1.979 | 345.01 | 168.07 | 6.635 | 0.7854 | 1955.2 | 2.229 | 13.93 | 202.81 | 6.009 | 8.534 | 0.6526 | 1.091 | 144.15 |
| May | 40.60 | 7.500 | 1.968 | 340.31 | 167.21 | 6.600 | 0.7820 | 1941.1 | 2.218 | 13.85 | 201.64 | 5.982 | 8.535 | 0.6774 | 1.109 | 149.67 |

| | Wechselkurs (Durchschnitt) | | | | | | | | | | | | | | | |
|----------|----------------------------|-------|-------|--------|--------|-------|--------|--------|-------|-------|--------|-------|--------|--------|-------|--------|
| | 2402 1 SZR = ... | | | | | | | | | | | | | | | |
| | Exchange rate (mean) | | | | | | | | | | | | | | | |
| | 1 SDR = ... | | | | | | | | | | | | | | | |
| | Taux de change (moyenne) | | | | | | | | | | | | | | | |
| | 1 DTS = ... | | | | | | | | | | | | | | | |
| | BL | DK | D | EL | E | F | IRL | I | NL | A | P | FIN | S | UK | US | JP |
| 1994 | 47.83 | 0.096 | 2.321 | 347.12 | 191.60 | 7.938 | 0.9567 | 2307.4 | 2.603 | 16.33 | 237.44 | 7.467 | 11.042 | 0.9351 | 1.432 | 146.24 |
| 1995 | 44.70 | 8.497 | 2.173 | 351.38 | 189.05 | 7.567 | 0.9459 | 2472.6 | 2.434 | 15.29 | 227.44 | 6.621 | 10.829 | 0.9614 | 1.517 | 142.42 |
| 1996 | 44.95 | 8.417 | 2.184 | 349.43 | 183.84 | 7.426 | 0.9072 | 2239.8 | 2.447 | 15.37 | 223.89 | 6.667 | 9.737 | 0.9304 | 1.452 | 157.86 |
| 1997 | 49.23 | 9.089 | 2.386 | 375.77 | 201.50 | 8.032 | 0.9080 | 2343.7 | 2.685 | 16.79 | 241.22 | 7.144 | 10.511 | 0.8406 | 1.377 | 166.39 |
| 1997 Mar | 48.22 | 8.915 | 2.337 | 367.77 | 198.26 | 7.884 | 0.8809 | 2334.2 | 2.630 | 16.45 | 234.89 | 6.984 | 10.552 | 0.8579 | 1.378 | 168.86 |
| Apr | 48.41 | 8.937 | 2.346 | 370.97 | 198.06 | 7.903 | 0.8841 | 2322.6 | 2.639 | 16.51 | 235.40 | 7.035 | 10.534 | 0.8418 | 1.372 | 172.19 |
| May | 48.74 | 8.992 | 2.361 | 376.56 | 199.33 | 7.963 | 0.9159 | 2332.5 | 2.656 | 16.62 | 237.92 | 7.122 | 10.639 | 0.8488 | 1.387 | 164.43 |
| Jun | 49.57 | 9.147 | 2.402 | 380.70 | 202.96 | 8.108 | 0.9231 | 2357.3 | 2.703 | 16.90 | 242.61 | 7.198 | 10.778 | 0.8458 | 1.391 | 158.95 |
| Jul | 50.92 | 9.394 | 2.467 | 386.95 | 208.05 | 8.322 | 0.9203 | 2401.4 | 2.777 | 17.36 | 249.03 | 7.311 | 10.756 | 0.8239 | 1.377 | 158.56 |
| Aug | 51.46 | 9.494 | 2.492 | 390.59 | 210.55 | 8.399 | 0.9322 | 2434.3 | 2.807 | 17.54 | 252.54 | 7.451 | 10.810 | 0.8447 | 1.354 | 159.60 |
| Sep | 50.22 | 9.263 | 2.433 | 383.66 | 205.27 | 8.178 | 0.9187 | 2374.2 | 2.740 | 17.12 | 247.14 | 7.283 | 10.475 | 0.8499 | 1.360 | 164.17 |
| Oct | 49.64 | 9.162 | 2.406 | 378.98 | 203.09 | 8.072 | 0.9325 | 2357.4 | 2.711 | 16.94 | 245.12 | 7.211 | 10.370 | 0.8398 | 1.370 | 165.71 |
| Nov | 49.11 | 9.063 | 2.381 | 373.68 | 201.08 | 7.973 | 0.9145 | 2332.9 | 2.684 | 16.76 | 243.04 | 7.177 | 10.398 | 0.8142 | 1.375 | 172.06 |
| Dec | 49.66 | 9.169 | 2.407 | 378.71 | 203.59 | 8.058 | 0.9298 | 2360.0 | 2.713 | 16.94 | 246.02 | 7.274 | 10.547 | 0.8153 | 1.354 | 175.35 |
| 1998 Jan | 50.35 | 9.296 | 2.441 | 385.79 | 206.87 | 8.173 | 0.9719 | 2402.1 | 2.750 | 17.17 | 249.65 | 7.387 | 10.768 | 0.8215 | 1.344 | 173.98 |
| Feb | 50.55 | 9.335 | 2.449 | 387.38 | 207.60 | 8.211 | 0.9811 | 2417.2 | 2.761 | 17.23 | 250.76 | 7.429 | 10.907 | 0.8233 | 1.350 | 169.66 |
| Mar | 50.64 | 9.357 | 2.455 | 411.13 | 208.16 | 8.229 | 0.9825 | 2417.3 | 2.767 | 17.27 | 251.24 | 7.450 | 10.710 | 0.8091 | 1.344 | 173.40 |
| Apr | 50.29 | 9.292 | 2.437 | 424.71 | 206.90 | 8.168 | 0.9669 | 2406.8 | 2.744 | 17.14 | 249.66 | 7.397 | 10.506 | 0.8034 | 1.343 | 177.45 |
| May | 49.20 | 9.088 | 2.385 | 412.35 | 202.60 | 7.998 | 0.9476 | 2352.0 | 2.688 | 16.78 | 244.32 | 7.249 | 10.342 | 0.8208 | 1.344 | 181.36 |

WECHSELKURS
EXCHANGE RATES
TAUX DE CHANGE



| | Wechselkurs (Durchschnitt) 2403 1 USD = ... | | | | | | | Exchange rate (mean) 1 USD = ... | | | | | Taux de change (moyenne) 1 USD = ... | | | | |
|----------|--|-----|-----|-------|-------|-----|-----|-------------------------------------|-----|------|-------|-----|---|-----|----|-------|--|
| | BL | DK | D | EL | E | F | IRL | I | NL | A | P | FIN | S | UK | US | JP | |
| 1994 | 33.4 | 6.4 | 1.6 | 242.4 | 133.8 | 5.5 | 0.7 | 1611.8 | 1.8 | 11.4 | 165.9 | 5.2 | 7.7 | 0.7 | : | 102.1 | |
| 1995 | 29.5 | 5.6 | 1.4 | 231.8 | 124.7 | 5.0 | 0.6 | 1628.4 | 1.6 | 10.1 | 150.0 | 4.4 | 7.1 | 0.6 | : | 94.2 | |
| 1996 | 31.0 | 5.8 | 1.5 | 240.7 | 126.6 | 5.1 | 0.6 | 1542.8 | 1.7 | 10.6 | 154.2 | 4.6 | 6.7 | 0.6 | : | 108.8 | |
| 1997 | 35.8 | 6.6 | 1.7 | 273.1 | 146.5 | 5.8 | 0.7 | 1703.2 | 2.0 | 12.2 | 175.4 | 5.2 | 7.6 | 0.6 | : | 120.9 | |
| 1997 Mar | 35.0 | 6.5 | 1.7 | 267.0 | 143.9 | 5.7 | 0.6 | 1694.4 | 1.9 | 11.9 | 170.5 | 5.1 | 7.7 | 0.6 | : | 122.6 | |
| Apr | 35.3 | 6.5 | 1.7 | 270.5 | 144.4 | 5.8 | 0.6 | 1693.6 | 1.9 | 12.0 | 171.7 | 5.1 | 7.7 | 0.6 | : | 125.6 | |
| May | 35.2 | 6.5 | 1.7 | 271.6 | 143.8 | 5.7 | 0.7 | 1682.3 | 1.9 | 12.0 | 171.6 | 5.1 | 7.7 | 0.6 | : | 118.6 | |
| Jun | 35.6 | 6.6 | 1.7 | 273.7 | 145.9 | 5.8 | 0.7 | 1694.9 | 1.9 | 12.2 | 174.4 | 5.2 | 7.7 | 0.6 | : | 114.3 | |
| Jul | 37.0 | 6.8 | 1.8 | 281.0 | 151.1 | 6.0 | 0.7 | 1744.2 | 2.0 | 12.6 | 180.9 | 5.3 | 7.8 | 0.6 | : | 115.1 | |
| Aug | 38.0 | 7.0 | 1.8 | 288.5 | 155.5 | 6.2 | 0.7 | 1798.3 | 2.1 | 13.0 | 186.6 | 5.5 | 8.0 | 0.6 | : | 117.9 | |
| Sep | 36.9 | 6.8 | 1.8 | 282.2 | 151.0 | 6.0 | 0.7 | 1746.1 | 2.0 | 12.6 | 181.8 | 5.4 | 7.7 | 0.6 | : | 120.7 | |
| Oct | 36.2 | 6.7 | 1.8 | 276.6 | 148.3 | 5.9 | 0.7 | 1720.9 | 2.0 | 12.4 | 178.9 | 5.3 | 7.6 | 0.6 | : | 121.0 | |
| Nov | 35.7 | 6.6 | 1.7 | 271.9 | 146.3 | 5.8 | 0.7 | 1697.4 | 2.0 | 12.2 | 176.8 | 5.2 | 7.6 | 0.6 | : | 125.2 | |
| Dec | 36.7 | 6.8 | 1.8 | 279.7 | 150.3 | 6.0 | 0.7 | 1742.7 | 2.0 | 12.5 | 181.7 | 5.4 | 7.8 | 0.6 | : | 129.5 | |
| 1998 Jan | 37.5 | 6.9 | 1.8 | 287.2 | 154.0 | 6.1 | 0.7 | 1787.9 | 2.0 | 12.8 | 185.8 | 5.5 | 8.0 | 0.6 | : | 129.5 | |
| Feb | 37.5 | 6.9 | 1.8 | 287.0 | 153.8 | 6.1 | 0.7 | 1790.8 | 2.0 | 12.8 | 185.8 | 5.5 | 8.1 | 0.6 | : | 125.7 | |
| Mar | 37.7 | 7.0 | 1.8 | 305.9 | 154.9 | 6.1 | 0.7 | 1798.3 | 2.1 | 12.8 | 186.9 | 5.5 | 8.0 | 0.6 | : | 129.0 | |
| Apr | 37.4 | 6.9 | 1.8 | 316.3 | 154.1 | 6.1 | 0.7 | 1792.2 | 2.0 | 12.8 | 185.9 | 5.5 | 7.8 | 0.6 | : | 132.1 | |
| May | 36.6 | 6.8 | 1.8 | 306.9 | 150.8 | 6.0 | 0.7 | 1750.3 | 2.0 | 12.5 | 181.8 | 5.4 | 7.7 | 0.6 | : | 135.0 | |

| | Index der effektiven Wechselkurse 2404 (Durchschnitt) ⁽¹⁾ 1990 = 100 | | | | | | | Index of effective exchange rates (mean) ⁽¹⁾ 1990 = 100 | | | | | Indice des taux de change effectifs (moyenne) ⁽¹⁾ 1990 = 100 | | | | |
|----------|---|-------|-------|------|------|-------|-------|--|-------|-------|------|------|---|-------|-------|-------|--|
| | B | DK | D | EL | E | F | IRL | I | NL | A | P | FIN | S | UK | US | JP | |
| 1994 | 105.1 | 105.4 | 106.4 | 70.3 | 81.1 | 106.0 | 97.8 | 76.9 | 105.1 | 103.9 | 94.7 | 79.2 | 81.5 | 89.3 | 97.6 | 147.1 | |
| 1995 | 109.3 | 109.5 | 111.8 | 68.2 | 80.4 | 109.2 | 97.3 | 69.3 | 109.3 | 106.9 | 96.3 | 87.3 | 80.9 | 84.9 | 91.7 | 154.5 | |
| 1996 | 107.0 | 108.0 | 108.9 | 67.1 | 80.9 | 109.1 | 99.3 | 75.7 | 107.1 | 105.2 | 96.5 | 84.3 | 88.7 | 86.3 | 96.6 | 134.1 | |
| 1997 | 102.7 | 105.0 | 103.9 | 65.7 | 77.4 | 105.6 | 99.6 | 76.3 | 102.2 | 102.9 | 94.6 | 82.2 | 85.4 | 100.6 | 104.4 | 126.2 | |
| 1996 Dec | 105.0 | 106.8 | 106.9 | 66.7 | 79.3 | 107.8 | 102.4 | 77.9 | 105.1 | 104.3 | 96.6 | 84.4 | 88.2 | 93.9 | 98.1 | 128.7 | |
| 1997 Jan | 104.4 | 106.4 | 106.1 | 66.8 | 79.0 | 107.0 | 102.6 | 78.1 | 104.3 | 103.9 | 96.9 | 84.1 | 87.0 | 96.1 | 100.1 | 125.5 | |
| Feb | 103.8 | 105.9 | 105.4 | 66.7 | 78.0 | 106.5 | 102.8 | 76.7 | 103.6 | 103.8 | 96.2 | 83.8 | 86.0 | 97.5 | 103.3 | 122.5 | |
| Mar | 103.7 | 106.0 | 105.4 | 66.5 | 77.9 | 106.7 | 102.5 | 75.8 | 103.3 | 103.7 | 96.2 | 83.4 | 84.2 | 97.4 | 104.2 | 123.6 | |
| Apr | 103.3 | 105.9 | 104.9 | 66.0 | 78.0 | 106.3 | 101.7 | 76.2 | 103.0 | 103.5 | 95.9 | 82.8 | 84.4 | 99.5 | 105.4 | 121.0 | |
| May | 103.2 | 105.8 | 104.5 | 65.2 | 77.9 | 106.0 | 98.6 | 76.2 | 102.8 | 103.3 | 95.3 | 82.3 | 84.0 | 99.1 | 103.2 | 127.6 | |
| Jun | 102.6 | 105.2 | 103.6 | 65.2 | 77.3 | 105.1 | 98.4 | 76.3 | 102.1 | 102.7 | 94.4 | 82.2 | 83.8 | 100.4 | 102.5 | 133.4 | |
| Jul | 101.4 | 103.6 | 102.0 | 65.1 | 76.6 | 103.8 | 98.9 | 76.0 | 100.7 | 101.9 | 93.4 | 81.8 | 84.9 | 104.6 | 103.6 | 133.7 | |
| Aug | 101.2 | 103.4 | 101.8 | 65.1 | 76.4 | 103.8 | 98.8 | 75.6 | 100.6 | 101.8 | 93.0 | 80.8 | 85.1 | 102.7 | 106.0 | 132.2 | |
| Sep | 102.0 | 104.1 | 102.8 | 65.2 | 77.1 | 104.9 | 99.3 | 76.3 | 101.4 | 102.3 | 94.4 | 81.3 | 86.7 | 100.4 | 105.7 | 127.9 | |
| Oct | 102.2 | 104.3 | 103.3 | 65.4 | 77.2 | 105.5 | 97.1 | 76.2 | 101.6 | 102.5 | 93.4 | 81.4 | 86.8 | 101.1 | 104.9 | 126.6 | |
| Nov | 102.3 | 104.7 | 103.5 | 65.8 | 77.2 | 105.7 | 97.8 | 76.3 | 101.7 | 102.6 | 93.3 | 81.3 | 86.1 | 103.8 | 105.7 | 121.6 | |
| Dec | 102.0 | 104.3 | 103.2 | 65.5 | 76.9 | 105.5 | 96.6 | 75.9 | 101.4 | 102.6 | 93.0 | 80.9 | 85.3 | 104.4 | 108.2 | 119.1 | |
| 1998 Jan | 101.9 | 104.3 | 102.8 | 65.1 | 76.5 | 105.2 | 93.2 | 75.5 | 101.1 | 102.5 | : | 80.7 | 84.5 | 104.7 | 109.5 | 120.2 | |
| Feb | 101.8 | 104.3 | 102.7 | 65.0 | 76.5 | 105.0 | 92.6 | 75.2 | 101.0 | 102.3 | : | 80.5 | 83.7 | 104.8 | 108.5 | 123.4 | |

(¹) Durch den Außenhandel gewichteter Index : eine Erhöhung des Indexes bedeutet eine Aufwertung der Währung

(¹) Trade weighted. A rise in the index means an increase in the value of the currency

(¹) Indice pondéré par le commerce extérieur. Une hausse de l'indice signifie une appréciation de la monnaie

ZINSSÄTZE
INTEREST RATES
TAUX D'INTÉRÊT



| | 2501 Tagesgeldsatz (Durchschnitt) % | | | | | | | | | | | | | | | | |
|----------|-------------------------------------|-----|-----|------|-----|-----|--------------------|------|---|-----|-----|------|-----|-----|-----|-----|-----|
| | B | DK | D | EL | E | F | IRL ⁽¹⁾ | I | L | NL | A | P | FIN | S | UK | US | JP |
| 1994 | 5.5 | 6.2 | 5.3 | 23.8 | 7.8 | 5.7 | 5.3 | 8.2 | : | 5.1 | 5.0 | 10.8 | 4.4 | 7.4 | 5.0 | 4.2 | 2.2 |
| 1995 | 4.6 | 6.2 | 4.5 | 15.8 | 9.0 | 6.4 | 5.6 | 10.1 | : | 4.2 | 4.4 | 8.9 | 5.2 | 8.5 | 6.2 | 5.8 | 1.2 |
| 1996 | 3.2 | 4.0 | 3.3 | 13.3 | 7.6 | 3.7 | 5.2 | 9.1 | : | 2.9 | 3.2 | 7.4 | 3.6 | 6.3 | 5.9 | 5.3 | 0.5 |
| 1997 | 3.4 | 3.7 | 3.2 | 12.9 | 5.5 | 3.2 | 6.1 | 7.0 | : | 3.1 | 3.3 | 5.8 | 2.9 | 4.2 | 6.5 | 5.5 | 0.5 |
| 1997 Feb | 3.2 | 3.6 | 3.1 | 12.1 | 6.2 | 3.2 | 5.5 | 7.5 | : | 2.9 | 3.1 | 6.9 | 2.9 | 4.2 | 6.0 | 5.2 | 0.5 |
| Mar | 3.4 | 3.7 | 3.2 | 11.7 | 5.8 | 3.2 | 5.6 | 7.5 | : | 3.0 | 3.2 | 6.2 | 2.5 | 4.2 | 6.0 | 5.4 | 0.5 |
| Apr | 3.1 | 3.7 | 3.1 | 10.8 | 5.6 | 3.2 | 6.3 | 7.3 | : | 3.0 | 3.3 | 6.1 | 3.2 | 4.2 | 6.0 | 5.5 | 0.5 |
| May | 3.2 | 3.6 | 3.0 | 10.6 | 5.5 | 3.2 | 5.9 | 7.0 | : | 3.1 | 3.2 | 5.9 | 2.5 | 4.2 | 6.2 | 5.5 | 0.5 |
| Jun | 3.3 | 3.6 | 3.1 | 11.7 | 5.3 | 3.2 | 6.1 | 7.0 | : | 3.0 | 3.2 | 6.0 | 2.8 | 4.2 | 6.2 | 5.6 | 0.5 |
| Jul | 3.6 | 3.6 | 3.1 | 11.7 | 5.3 | 3.2 | 6.1 | 7.0 | : | 3.1 | 3.3 | 5.7 | 2.9 | 4.2 | 6.6 | 5.5 | 0.5 |
| Aug | 3.4 | 3.7 | 3.2 | 11.6 | 5.5 | 3.2 | 6.2 | 6.8 | : | 3.2 | 3.2 | 5.5 | 3.0 | 4.2 | 7.0 | 5.5 | 0.5 |
| Sep | 3.5 | 3.7 | 3.1 | 11.0 | 5.3 | 3.2 | 6.2 | 6.8 | : | 3.1 | 3.3 | 5.5 | 3.1 | 4.2 | 7.0 | 5.5 | 0.5 |
| Oct | 3.8 | 3.9 | 3.4 | 16.9 | 5.1 | 3.3 | 6.3 | 6.9 | : | 3.2 | 3.4 | 5.5 | 2.8 | 4.2 | 7.1 | 5.5 | 0.5 |
| Nov | 3.4 | 3.9 | 3.5 | 23.7 | 5.2 | 3.4 | 6.3 | 6.6 | : | 3.3 | 3.4 | 5.2 | 2.9 | 4.2 | 7.2 | 5.5 | 0.5 |
| Dec | 3.4 | 4.0 | 3.4 | 11.0 | 4.9 | 3.4 | 7.0 | 6.3 | : | 3.1 | 3.5 | 5.1 | 3.2 | 4.3 | 7.2 | 5.5 | 0.4 |
| 1998 Jan | 3.4 | 3.9 | 3.4 | 15.1 | 4.8 | 3.4 | 6.3 | 6.3 | : | 3.3 | 3.4 | 5.0 | 2.8 | 4.5 | 7.3 | 5.6 | 0.4 |
| Feb | 3.6 | 3.8 | 3.5 | 13.0 | 5.3 | : | 6.3 | 6.3 | : | 3.2 | 3.4 | 4.9 | 3.2 | : | 7.4 | 5.5 | : |
| Mar | 3.6 | : | 3.5 | 13.2 | 4.6 | : | 6.6 | 5.9 | : | 3.6 | 3.4 | 4.7 | 3.1 | : | 7.4 | 5.5 | : |
| Apr | 3.6 | : | 3.4 | 11.9 | 4.6 | : | : | 5.7 | : | 3.3 | : | 4.7 | 3.3 | : | 7.3 | 5.5 | : |

| | 2502 Zentralbankdiskontsatz (Periodenende) % | | | | | | | | | | | | | | | | |
|----------|--|-----|-----|------|---|---|-----|-----|---|----|-----|------|-----|-----|----|-----|-----|
| | B | DK | D | EL | E | F | IRL | I | L | NL | A | P | FIN | S | UK | US | JP |
| 1994 | 4.5 | 5.0 | 4.5 | 20.5 | : | : | : | 7.5 | : | : | 4.5 | 10.5 | : | 7.0 | : | 4.8 | 1.8 |
| 1995 | 3.0 | 4.3 | 3.0 | 18.0 | : | : | : | 9.0 | : | : | 3.0 | 9.5 | : | 7.0 | : | 5.3 | 0.5 |
| 1996 | 2.5 | 3.3 | 2.5 | 16.5 | : | : | : | 7.5 | : | : | 2.5 | 7.0 | : | 3.5 | : | 5.0 | 0.5 |
| 1997 | 2.8 | 3.5 | 2.5 | 14.5 | : | : | : | 5.5 | : | : | 2.5 | 6.0 | : | 2.5 | : | 5.0 | 0.5 |
| 1997 Feb | 2.5 | 3.3 | 2.5 | 15.5 | : | : | : | 6.8 | : | : | 2.5 | 7.0 | : | 2.5 | : | 5.0 | 0.5 |
| Mar | 2.5 | 3.3 | 2.5 | 15.5 | : | : | : | 6.8 | : | : | 2.5 | 7.0 | : | 2.5 | : | 5.0 | 0.5 |
| Apr | 2.5 | 3.3 | 2.5 | 15.5 | : | : | : | 6.8 | : | : | 2.5 | 7.0 | : | 2.5 | : | 5.0 | 0.5 |
| May | 2.5 | 3.3 | 2.5 | 14.5 | : | : | : | 6.8 | : | : | 2.5 | 6.0 | : | 2.5 | : | 5.0 | 0.5 |
| Jun | 2.5 | 3.3 | 2.5 | 14.5 | : | : | : | 6.3 | : | : | 2.5 | 6.0 | : | 2.5 | : | 5.0 | 0.5 |
| Jul | 2.5 | 3.3 | 2.5 | 14.5 | : | : | : | 6.3 | : | : | 2.5 | 6.0 | : | 2.5 | : | 5.0 | 0.5 |
| Aug | 2.5 | 3.3 | 2.5 | 14.5 | : | : | : | 6.3 | : | : | 2.5 | 6.0 | : | 2.5 | : | 5.0 | 0.5 |
| Sep | 2.5 | 3.3 | 2.5 | 14.5 | : | : | : | 6.3 | : | : | 2.5 | 6.0 | : | 2.5 | : | 5.0 | 0.5 |
| Oct | 2.8 | 3.5 | 2.5 | 14.5 | : | : | : | 6.3 | : | : | 2.5 | 6.0 | : | 2.5 | : | 5.0 | 0.5 |
| Nov | 2.8 | 3.5 | 2.5 | 14.5 | : | : | : | 6.3 | : | : | 2.5 | 6.0 | : | 2.5 | : | 5.0 | 0.5 |
| Dec | 2.8 | 3.5 | 2.5 | 14.5 | : | : | : | 5.5 | : | : | 2.5 | 6.0 | : | 2.5 | : | 5.0 | 0.5 |
| 1998 Jan | 2.8 | 3.5 | 2.5 | 14.5 | : | : | : | 5.5 | : | : | 2.5 | 6.0 | : | 2.5 | : | 5.0 | 0.5 |
| Feb | 2.8 | 3.5 | 2.5 | 14.5 | : | : | : | 5.5 | : | : | 2.5 | 5.0 | : | 2.5 | : | 5.0 | 0.5 |
| Mar | 2.8 | 3.5 | 2.5 | 14.5 | : | : | : | 5.5 | : | : | 2.5 | 5.0 | : | 2.5 | : | 5.0 | 0.5 |
| Apr | 2.8 | 3.5 | 2.5 | : | : | : | : | 5.0 | : | : | 2.5 | 5.0 | : | 2.5 | : | 5.0 | 0.5 |

(¹) Die monatlichen Angaben für Irland betreffen das Monatsende (¹) Monthly data for Ireland are end-month

(¹) Les données mensuelles pour l'Irlande correspondent à la fin de mois

ZINSSÄTZE
INTEREST RATES
TAUX D'INTÉRÊT



| | Zinssatz für Schatzwechsel, 3 Monate 2503 (Durchschnitt) % | | | | | | | Rate on 3-month treasury bills (mean) % | | | | | Taux des bons du trésor à 3 mois (moyenne) % | | | | |
|----------|--|----|---|------|-----|-----|-----|---|---|----|---|------|--|-----|-----|-----|-----|
| | B | DK | D | EL | E | F | IRL | I | L | NL | A | P | FIN | S | UK | US | JP |
| 1994 | 5.7 | : | : | 17.6 | 7.8 | 5.8 | : | 8.8 | : | : | : | 10.8 | : | 7.4 | 5.2 | 4.3 | 1.6 |
| 1995 | 4.8 | : | : | 14.4 | 9.0 | 6.7 | : | 10.7 | : | : | : | 9.7 | : | 8.8 | 6.3 | 5.5 | 0.9 |
| 1996 | 3.2 | : | : | 11.9 | 7.3 | 3.9 | : | 8.6 | : | : | : | 7.2 | : | 5.8 | 5.9 | 5.0 | 0.4 |
| 1997 | 3.4 | : | : | 10.0 | 5.2 | 3.4 | : | 6.4 | : | : | : | 5.5 | : | 4.1 | 6.6 | 5.1 | 0.4 |
| 1997 Feb | 3.1 | : | : | 9.4 | 5.8 | 3.2 | : | 6.8 | : | : | : | 6.1 | : | 3.9 | 5.9 | 5.0 | 0.4 |
| Mar | 3.4 | : | : | 9.2 | 5.8 | 3.2 | : | 7.1 | : | : | : | 6.1 | : | 4.1 | 6.0 | 5.1 | 0.4 |
| Apr | 3.3 | : | : | 9.2 | 5.5 | 3.3 | : | 6.7 | : | : | : | 5.8 | : | 4.0 | 6.2 | 5.2 | 0.4 |
| May | 3.3 | : | : | 8.5 | 5.2 | 3.4 | : | 6.4 | : | : | : | 5.6 | : | 4.1 | 6.2 | 5.1 | 0.4 |
| Jun | 3.3 | : | : | : | 5.0 | 3.4 | : | 6.7 | : | : | : | 5.8 | : | 4.1 | 6.5 | 4.9 | 0.4 |
| Jul | 3.4 | : | : | : | 5.1 | 3.3 | : | 6.5 | : | : | : | 5.6 | : | 4.1 | 6.7 | 5.1 | 0.4 |
| Aug | 3.6 | : | : | 8.4 | 5.2 | 3.4 | : | 6.5 | : | : | : | 5.4 | : | 4.2 | 6.9 | 5.1 | 0.4 |
| Sep | 3.6 | : | : | : | 5.1 | 3.3 | : | 5.8 | : | : | : | 5.2 | : | 4.1 | 7.0 | 5.0 | 0.4 |
| Oct | 3.8 | : | : | : | 4.9 | 3.5 | : | 6.2 | : | : | : | 5.0 | : | 4.2 | 7.1 | 5.0 | 0.4 |
| Nov | 3.8 | : | : | 12.8 | 4.9 | 3.6 | : | 6.0 | : | : | : | 5.0 | : | 4.3 | 7.2 | 5.1 | 0.4 |
| Dec | 3.6 | : | : | 12.9 | 4.6 | 3.6 | : | 5.2 | : | : | : | 5.0 | : | 4.4 | 7.2 | 5.2 | 0.4 |
| 1998 Jan | 3.5 | : | : | 13.9 | 4.4 | 3.5 | : | 5.6 | : | : | : | 4.7 | : | 4.4 | 7.0 | 5.0 | 0.4 |
| Feb | 3.6 | : | : | 13.1 | 4.5 | : | : | 6.2 | : | : | : | 4.7 | : | : | 7.0 | 5.1 | : |
| Mar | 3.6 | : | : | 12.8 | 4.4 | : | : | 5.7 | : | : | : | : | : | : | 7.1 | 5.0 | : |
| Apr | 3.7 | : | : | 10.7 | 4.2 | : | : | 5.4 | : | : | : | 4.4 | : | : | 7.1 | 5.0 | : |

GELDVOLUMEN
MONETARY AGGREGATES
AGRÉGATS MONÉTAIRES



| | Geldvolumen Bestände : M1 (Periodenende) T/T-12% ⁽³⁾ | | | | | | | | Money supply: M1 (end of period) T/T-12% ⁽³⁾ | | | | Disponibilités monétaires: M1 (fin de période) T/T-12% ⁽³⁾ | | | | |
|----------|---|----|------|------|------|------|------|--------------------|---|------|------|------|---|---|----|-------|------|
| | B | DK | D | EL | E | F | IRL | IRL ⁽²⁾ | L | NL | A | P | FIN | S | UK | US | JP |
| 1994 | 0.9 | : | 5.2 | 25.6 | 7.2 | 2.5 | 13.1 | 6.7 | : | 1.7 | 6.3 | 7.3 | 8.9 | : | : | 1.8 | 4.9 |
| 1995 | 5.4 | : | 6.8 | 12.7 | 3.2 | 8.8 | 13.8 | 0.2 | : | 13.6 | 15.1 | 9.1 | 14.0 | : | : | -1.8 | 12.8 |
| 1996 | 3.7 | : | 12.4 | 12.7 | 6.9 | -0.1 | 16.4 | 1.2 | : | 12.1 | 5.4 | 8.9 | 16.4 | : | : | -4.3 | 10.0 |
| 1997 | 5.1 | : | 2.3 | 12.8 | 14.2 | 6.6 | 26.4 | 8.9 | : | 7.9 | 4.9 | 14.6 | 5.3 | : | : | -0.5 | 8.9 |
| 1997 Jan | 3.5 | : | 10.7 | 19.7 | 9.9 | 1.0 | 17.9 | 7.5 | : | 13.1 | 6.5 | 9.4 | 17.8 | : | : | -3.9 | 10.0 |
| Feb | 3.2 | : | 9.8 | 18.6 | 12.6 | 0.6 | 15.9 | 8.8 | : | 11.7 | 6.9 | 8.5 | 12.4 | : | : | -3.5 | 9.8 |
| Mar | 5.6 | : | 9.8 | 17.6 | 11.4 | 2.7 | 16.7 | 8.9 | : | 13.0 | 4.6 | 12.7 | 15.2 | : | : | -4.5 | 9.3 |
| Apr | 5.8 | : | 8.9 | 21.1 | 10.9 | 2.2 | 17.3 | 8.7 | : | 9.8 | 4.7 | 12.2 | 11.3 | : | : | -5.3 | 8.8 |
| May | 8.2 | : | 9.5 | 21.8 | 11.7 | 2.7 | 20.7 | 8.8 | : | 9.5 | 4.4 | 13.8 | 12.0 | : | : | -4.8 | 9.0 |
| Jun | 9.3 | : | 9.6 | 24.4 | 14.3 | 2.7 | 20.2 | 8.9 | : | 9.4 | 6.7 | 16.7 | 10.4 | : | : | -4.6 | 8.4 |
| Jul | 8.2 | : | 9.7 | 18.7 | 12.6 | 5.4 | 20.9 | 9.8 | : | 9.5 | 5.8 | 14.4 | 9.9 | : | : | -3.9 | 8.2 |
| Aug | 5.7 | : | 9.4 | 15.0 | 12.9 | 5.8 | 24.2 | 11.1 | : | 9.2 | 5.8 | 13.6 | 9.6 | : | : | -2.4 | 8.3 |
| Sep | 6.1 | : | 7.7 | 17.0 | 12.2 | 5.8 | 21.8 | 9.1 | : | 10.3 | 6.4 | 17.2 | 8.0 | : | : | -10.9 | 7.7 |
| Oct | 5.9 | : | 6.2 | 25.1 | 12.4 | 7.5 | 25.6 | 9.1 | : | 9.7 | 5.5 | 17.8 | 6.9 | : | : | -1.7 | 7.9 |
| Nov | 9.0 | : | 6.4 | 11.5 | 12.2 | 7.0 | 25.4 | 7.7 | : | 8.3 | 3.3 | 16.0 | 7.3 | : | : | -1.0 | 8.9 |
| Dec | 5.1 | : | 2.3 | 12.8 | 14.2 | 6.6 | 26.4 | 7.8 | : | 7.9 | 4.9 | 14.6 | 5.3 | : | : | -0.5 | 8.9 |
| 1998 Jan | 5.8 | : | 4.6 | 7.4 | 11.7 | 7.8 | 28.0 | 8.0 | : | : | 4.7 | 12.6 | 4.1 | : | : | -0.7 | 9.7 |
| Feb | 5.8 | : | 5.5 | 4.9 | 15.1 | 11.1 | 30.5 | 8.5 | : | : | 4.1 | 19.1 | 4.8 | : | : | -0.3 | 10.3 |
| Mar | : | : | 5.6 | 12.1 | : | : | 29.9 | 10.4 | : | : | : | 15.9 | 4.1 | : | : | : | 9.1 |

| | Geldvolumen Bestände : M2/M3 ⁽¹⁾ (Periodenende) T/T-12% ⁽³⁾ | | | | | | | | Money supply: M2/M3 ⁽¹⁾ (end of period) T/T-12% ⁽³⁾ | | | | Disponibilités monétaires: M2/M3 ⁽¹⁾ (fin de période) T/T-12% ⁽³⁾ | | | | |
|----------|---|------|-----|------|-----|------|------|--------------------|---|------|-----|-----|---|------|------|------|-----|
| | B | DK | D | EL | E | F | IRL | IRL ⁽²⁾ | L | NL | A | P | FIN | S | UK | US | JP |
| 1994 | -4.8 | -5.2 | 1.6 | 8.9 | 7.1 | 1.2 | 10.2 | 1.0 | -12.2 | -1.4 | 5.3 | 9.5 | 1.9 | 0.3 | 3.0 | -1.6 | 2.9 |
| 1995 | -0.0 | 3.9 | 3.6 | 10.3 | 9.2 | 4.6 | 12.4 | -2.0 | 8.3 | 4.8 | 5.7 | 8.2 | 0.4 | 2.7 | 10.2 | 4.1 | 3.2 |
| 1996 | 7.7 | 7.2 | 8.7 | 9.4 | 7.4 | -3.2 | 15.9 | 4.0 | -2.0 | 5.4 | 1.8 | 9.0 | -1.3 | 11.7 | 9.5 | 4.8 | 3.1 |
| 1997 | 6.2 | 5.2 | 3.6 | 9.5 | 4.3 | 2.0 | 22.1 | 9.1 | -4.5 | : | 1.2 | 6.0 | 8.7 | 1.1 | 5.6 | 5.4 | 3.9 |
| 1997 Jan | 7.4 | 7.0 | 7.7 | 13.8 | 7.2 | -3.3 | 16.0 | 6.9 | : | 7.9 | 2.8 | 9.3 | 2.5 | 7.5 | 9.8 | 4.9 | 3.2 |
| Feb | 5.8 | 6.6 | 6.9 | 13.5 | 6.6 | -3.6 | 17.9 | 8.3 | : | 8.3 | 2.2 | 8.7 | 0.4 | 7.4 | 11.2 | 5.0 | 3.0 |
| Mar | 4.3 | 6.1 | 6.6 | 13.7 | 5.9 | -2.6 | 17.9 | 9.2 | : | 8.6 | 1.5 | 9.6 | 1.0 | 6.5 | 11.2 | 4.7 | 2.8 |
| Apr | 4.9 | 2.9 | 6.3 | 14.3 | 5.3 | -2.1 | 19.9 | 9.5 | : | 7.9 | 0.9 | 8.8 | 4.1 | 4.3 | 10.1 | 4.2 | 3.2 |
| May | 4.8 | 5.7 | 6.7 | 15.9 | 6.1 | -1.8 | 20.6 | 10.1 | : | 8.8 | 1.6 | 8.6 | 7.4 | 4.1 | 11.2 | 4.1 | 3.1 |
| Jun | 5.4 | 5.2 | 6.4 | 16.0 | 6.4 | -0.8 | 21.5 | 10.8 | : | 7.3 | 2.6 | 8.0 | 6.5 | 5.4 | 11.3 | 4.1 | 2.8 |
| Jul | 6.7 | 6.2 | 6.3 | 15.4 | 6.7 | -0.4 | 22.6 | 11.6 | : | 8.4 | 2.7 | 7.5 | 7.9 | 3.2 | 11.9 | 4.5 | 3.0 |
| Aug | 5.9 | 3.0 | 6.1 | 14.2 | 6.9 | -0.2 | 23.3 | 12.4 | : | 7.1 | 2.7 | 6.4 | 6.9 | 4.6 | 11.6 | 5.1 | 3.2 |
| Sep | 6.4 | 2.9 | 5.4 | 15.9 | 5.9 | -0.0 | 24.8 | 10.7 | : | 8.7 | 2.5 | 6.5 | 6.2 | 2.1 | 5.9 | 5.2 | 2.9 |
| Oct | 6.1 | 4.1 | 5.0 | 18.0 | 4.8 | 0.6 | 24.4 | 10.7 | : | 8.6 | 2.2 | 7.1 | 6.4 | 3.4 | 5.3 | 5.4 | 2.9 |
| Nov | 6.2 | 2.4 | 5.3 | 13.4 | 4.8 | 0.6 | 23.9 | 9.5 | : | 8.7 | 1.9 | 7.5 | 5.8 | 1.3 | 5.0 | 5.4 | 3.2 |
| Dec | 6.2 | 5.2 | 3.6 | 9.5 | 4.3 | 2.0 | 22.1 | 9.1 | : | : | 1.2 | 6.0 | 8.7 | 1.1 | 5.6 | 5.4 | 3.9 |
| 1998 Jan | 6.0 | 3.3 | 3.8 | 4.0 | 3.5 | 3.0 | 22.1 | 8.8 | : | : | 1.1 | : | 6.9 | 3.8 | 4.9 | 5.5 | 4.5 |
| Feb | 6.7 | 2.9 | 4.2 | 3.8 | 4.4 | 4.3 | 20.4 | 8.7 | : | : | 0.3 | : | 8.2 | : | 4.6 | 6.0 | 5.0 |
| Mar | : | : | 4.1 | 5.2 | : | : | 19.9 | 9.6 | : | : | : | : | 7.7 | : | 3.9 | : | 4.5 |

⁽¹⁾ DK, I, L, NL, USA, JAP: M2; B, D, GR, F, IRL, A, FIN, S: M3; E: ALP; P: L-; UK: M4

⁽¹⁾ DK, I, L, NL, USA, JAP: M2; B, D, GR, F, IRL, A, FIN, S: M3; E: ALP; P: L-; UK: M4

⁽¹⁾ DK, I, L, NL, USA, JAP: M2; B, D, GR, F, IRL, A, FIN, S: M3; E: ALP; P: L-; UK: M4

⁽²⁾ Bei den Angaben für Italien handelt es sich um Durchschnitte

⁽²⁾ Data for Italy are monthly average

⁽²⁾ Les données pour l'Italie correspondent à une moyenne

⁽³⁾ Jährlicher Daten: T/T-1%

⁽³⁾ Annual data: T/T-1%

⁽³⁾ Données annuelles: T/T-1%

AKTIENKURSE UND RENDITE
SHARE PRICES AND YIELDS
COURS DES ACTIONS ET RENDEMENTS



| | Aktienrenditen (Durchschnitt) | | | | | | | | | | | | | | | | |
|----------|---------------------------------|----|-----|----|-----|-----|-----|-----|---|-----|---|---|-----|---|-----|-----|-----|
| | 2701 % | | | | | | | | | | | | | | | | |
| | Yield on shares (mean) | | | | | | | | | | | | | | | | |
| | % | | | | | | | | | | | | | | | | |
| | Rendement des actions (moyenne) | | | | | | | | | | | | | | | | |
| | % | | | | | | | | | | | | | | | | |
| | B | DK | D | EL | E | F | IRL | I | L | NL | A | P | FIN | S | UK | US | JP |
| 1994 | 2.7 | : | 3.1 | : | 4.0 | 3.0 | : | 1.7 | : | 2.9 | : | : | 1.4 | : | 3.8 | 2.8 | 0.7 |
| 1995 | 2.9 | : | : | : | 4.6 | 3.3 | : | 1.7 | : | 2.8 | : | : | 2.6 | : | 3.9 | 2.6 | 0.8 |
| 1996 | 2.8 | : | : | : | 3.7 | 2.9 | : | 2.0 | : | 2.9 | : | : | 2.6 | : | 3.8 | 2.2 | 0.7 |
| 1997 | 2.3 | : | : | : | 3.1 | 2.4 | : | 1.9 | : | 2.2 | : | : | 2.0 | : | 3.5 | 1.8 | 0.9 |
| 1997 Feb | 2.4 | : | : | : | 3.3 | 2.5 | : | 1.9 | : | 2.4 | : | : | 1.8 | : | 3.6 | 1.9 | 0.9 |
| Mar | 2.4 | : | : | : | 3.3 | 2.4 | : | 2.0 | : | 2.4 | : | : | 2.1 | : | 3.6 | 1.9 | 0.9 |
| Apr | 2.4 | : | : | : | 3.3 | 2.5 | : | 1.9 | : | 2.4 | : | : | 2.3 | : | 3.7 | 2.0 | 0.9 |
| May | 2.3 | : | : | : | 3.0 | 2.6 | : | 2.2 | : | 2.3 | : | : | 2.2 | : | 3.6 | 1.9 | 0.8 |
| Jun | 2.2 | : | : | : | 3.0 | 2.7 | : | 2.1 | : | 2.1 | : | : | 2.1 | : | 3.6 | 1.8 | 0.8 |
| Jul | 2.1 | : | : | : | 2.9 | 2.5 | : | 1.8 | : | 1.9 | : | : | 2.0 | : | 3.6 | 1.7 | 0.8 |
| Aug | 2.3 | : | : | : | 3.2 | 2.7 | : | 1.9 | : | 1.9 | : | : | 2.0 | : | 3.5 | 1.7 | 0.9 |
| Sep | 2.2 | : | : | : | 3.2 | 2.4 | : | 1.7 | : | 2.0 | : | : | 2.0 | : | 3.4 | 1.7 | 1.0 |
| Oct | 2.3 | : | : | : | 3.3 | 2.4 | : | 1.8 | : | 2.0 | : | : | 1.9 | : | 3.3 | 1.6 | 1.0 |
| Nov | 2.2 | : | : | : | 3.3 | 2.3 | : | 1.8 | : | 2.1 | : | : | 2.0 | : | 3.4 | 1.7 | 1.1 |
| Dec | 2.1 | : | : | : | 3.1 | 2.2 | : | 1.6 | : | 2.2 | : | : | 2.0 | : | 3.4 | 1.6 | 1.2 |
| 1998 Jan | 2.0 | : | : | : | 2.3 | 2.1 | : | : | : | 2.1 | : | : | 1.8 | : | 3.3 | : | : |
| Feb | 1.6 | : | : | : | 2.1 | : | : | : | : | 2.0 | : | : | : | : | 3.1 | : | : |
| Mar | 1.8 | : | : | : | 1.9 | : | : | : | : | : | : | : | : | : | 2.9 | : | : |
| Apr | : | : | : | : | 1.9 | : | : | : | : | : | : | : | : | : | 2.8 | : | : |

| | Aktienkursindex (Durchschnitt) ⁽¹⁾⁽²⁾ | | | | | | | | | | | | | | | | |
|----------|--|-------|-------|-------|--------|-------|-------|-------|-------|-------|------|-------|-------|-------|-------|-------|------|
| | 2702 1985 = 100 | | | | | | | | | | | | | | | | |
| | Index of share prices | | | | | | | | | | | | | | | | |
| | (mean) ⁽¹⁾⁽²⁾ | | | | | | | | | | | | | | | | |
| | 1985 = 100 | | | | | | | | | | | | | | | | |
| | Indice du cours des actions | | | | | | | | | | | | | | | | |
| | (moyenne) ⁽¹⁾⁽²⁾ | | | | | | | | | | | | | | | | |
| | 1985 = 100 | | | | | | | | | | | | | | | | |
| | B | DK | D | EL | E | F | IRL | I | L | NL | A | P | FIN | S | UK | US | JP |
| 1994 | 230.7 | 176.2 | 106.2 | 81.3 | 368.4 | 137.8 | 318.5 | 209.7 | 353.1 | 195.5 | 75.4 | 116.1 | 328.5 | 369.8 | 245.2 | 235.1 | 73.7 |
| 1995 | 225.7 | 176.1 | 103.6 | 79.4 | 347.0 | 120.0 | 349.0 | 192.2 | 318.7 | 206.0 | 65.5 | 111.5 | 340.3 | 413.2 | 255.4 | 269.5 | 63.9 |
| 1996 | 272.0 | 215.8 | 118.2 | 84.3 | 430.3 | 136.3 | 435.5 | 193.4 | 375.3 | 268.7 | 69.6 | 130.8 | 362.7 | 507.8 | 289.2 | 331.4 | 73.7 |
| 1997 | 363.6 | 284.2 | 162.0 | 132.9 | 651.8 | 182.1 | 594.3 | 264.9 | 487.7 | 400.9 | 78.9 | 202.5 | 569.4 | 732.0 | 327.6 | 422.6 | 64.0 |
| 1997 Feb | 332.0 | 274.3 | 143.9 | 116.8 | 544.9 | 173.8 | 519.7 | 240.4 | 481.0 | 350.6 | 75.2 | 173.1 | 507.2 | 675.0 | 310.8 | 387.2 | 64.0 |
| Mar | 341.0 | 276.3 | 151.0 | 122.7 | 554.1 | 177.2 | 504.7 | 230.6 | 480.5 | 355.9 | 75.6 | 173.1 | 517.4 | 699.0 | 314.8 | 385.5 | 63.0 |
| Apr | 342.0 | 279.2 | 151.5 | 131.5 | 601.3 | 173.3 | 545.8 | 234.5 | 476.5 | 365.4 | 74.8 | 180.6 | 502.9 | 673.0 | 311.8 | 371.0 | 63.0 |
| May | 360.0 | 284.9 | 156.1 | 146.6 | 641.3 | 178.8 | 566.1 | 240.1 | 482.2 | 382.3 | 78.2 | 188.9 | 541.9 | 712.1 | 320.7 | 400.9 | 68.0 |
| Jun | 374.0 | 290.9 | 164.8 | 136.1 | 703.6 | 180.9 | 583.5 | 247.3 | 483.7 | 415.3 | 79.2 | 207.3 | 557.9 | 759.4 | 322.5 | 422.9 | 70.0 |
| Jul | 395.7 | 297.3 | 187.5 | 143.2 | 701.3 | 193.4 | 633.7 | 278.6 | 476.5 | 470.3 | 87.6 | 201.3 | 610.8 | 801.7 | 330.1 | 444.9 | 70.0 |
| Aug | 380.8 | 282.6 | 168.3 | 136.0 | 673.3 | 192.8 | 614.3 | 279.5 | 494.1 | 420.5 | 81.1 | 211.3 | 628.2 | 763.5 | 336.2 | 445.5 | 68.0 |
| Sep | 377.4 | 291.6 | 177.3 | 158.8 | 743.9 | 191.8 | 661.6 | 293.1 | 508.3 | 446.6 | 85.0 | 233.0 | 619.3 | 815.2 | 343.1 | 453.1 | 65.0 |
| Oct | 379.1 | 278.2 | 161.2 | 133.0 | 657.1 | 190.6 | 637.6 | 300.6 | 509.0 | 415.1 | 79.8 | 222.7 | 664.4 | 723.7 | 352.5 | 461.9 | 62.0 |
| Nov | 373.5 | 288.8 | 168.2 | 132.1 | 708.9 | 180.7 | 655.5 | 292.7 | 488.3 | 420.9 | 76.2 | 230.6 | 613.6 | 759.3 | 337.0 | 455.2 | 57.0 |
| Dec | 391.8 | 301.7 | 177.9 | 132.6 | 741.0 | 188.4 | 699.5 | 310.0 | 510.8 | 437.8 | 80.7 | 241.8 | 587.8 | 753.4 | 346.8 | 466.8 | 55.0 |
| 1998 Jan | 412.0 | 259.9 | 185.7 | 125.1 | 814.9 | 195.6 | 766.6 | 351.7 | 549.8 | 453.1 | 84.8 | 275.8 | 610.4 | 779.4 | 354.9 | 466.4 | : |
| Feb | 433.0 | 321.1 | 196.9 | 127.2 | 907.5 | : | 872.4 | 380.3 | 607.4 | 500.7 | 91.3 | 305.2 | 685.4 | : | 373.7 | 492.3 | : |
| Mar | 471.0 | 349.7 | 211.8 | 179.8 | 1041.0 | : | 919.7 | 431.4 | 651.7 | 529.4 | 96.3 | 352.8 | 756.2 | : | 391.5 | 518.7 | : |
| Apr | : | 335.6 | 213.0 | 234.9 | 1020.4 | : | 932.8 | 479.5 | 683.4 | : | : | 377.9 | : | : | : | : | : |

(¹) D, IRL, A: Periodenende

(¹) D, IRL, A: end of period

(¹) D, IRL, A: fin de période

(²) D, GR, F, P, A, JAP: 1990 = 100

(²) D, GR, F, P, A, JAP: 1990 = 100

(²) D, GR, F, P, A, JAP: 1990 = 100

AKTIENKURSE UND RENDITE
SHARE PRICES AND YIELDS
COURS DES ACTIONS ET RENDEMENTS



| | 2703 Anleihen des öffentlichen Sektors, Rendite % | | | | | | | | | Yield on fixed interest government bonds % | | | | Obligations du secteur public, rendement % | | | |
|----------|---|-----|-----|----|------|-----|-----|------|---|--|-----|------|-----|--|-----|-----|-----|
| | B | DK | D | EL | E | F | IRL | I | L | NL | A | P | FIN | S | UK | US | JP |
| 1994 | 7.7 | 7.9 | 6.7 | : | 9.7 | 7.5 | 8.2 | 10.6 | : | 6.7 | 6.7 | 10.2 | 9.0 | 9.5 | 8.1 | 7.4 | 4.5 |
| 1995 | 7.4 | 8.3 | 6.5 | : | 11.0 | 7.7 | 8.3 | 12.2 | : | 6.6 | 6.5 | 10.7 | 8.8 | 10.2 | 8.3 | 6.9 | 3.4 |
| 1996 | 6.3 | 7.1 | 5.6 | : | 8.2 | 6.5 | 7.5 | 9.4 | : | 5.7 | 5.3 | 7.4 | 7.1 | 8.0 | 8.1 | 6.8 | 3.1 |
| 1997 | 5.6 | 6.2 | 5.1 | : | 5.8 | 5.7 | 6.5 | 6.9 | : | 5.2 | 4.8 | 5.4 | 6.0 | 6.6 | 7.1 | 6.7 | 2.4 |
| 1997 Feb | 5.5 | 6.2 | 4.9 | : | 6.1 | 5.4 | 6.6 | 7.3 | : | 5.0 | 4.5 | 5.7 | 5.9 | 6.7 | 7.4 | 6.8 | 2.6 |
| Mar | 5.7 | 6.7 | 5.1 | : | 6.5 | 5.8 | 7.0 | 7.8 | : | 5.2 | 4.7 | 6.0 | 6.1 | 7.1 | 7.6 | 7.0 | 2.5 |
| Apr | 5.8 | 6.5 | 5.2 | : | 6.3 | 5.9 | 6.9 | 7.7 | : | 5.3 | 4.8 | 5.8 | 6.4 | 7.2 | 7.8 | 7.2 | 2.5 |
| May | 5.7 | 6.6 | 5.1 | : | 5.9 | 6.0 | 6.9 | 7.4 | : | 5.3 | 4.7 | 5.4 | 6.2 | 7.0 | 7.2 | 7.0 | 2.9 |
| Jun | 5.6 | 6.3 | 5.0 | : | 5.7 | 5.7 | 6.7 | 7.1 | : | 5.2 | 4.7 | 5.2 | 6.1 | 6.8 | 7.2 | 6.8 | 2.6 |
| Jul | 5.4 | 6.0 | 4.9 | : | 5.6 | 5.5 | 6.5 | 6.6 | : | 5.1 | 4.6 | : | 5.9 | 6.4 | 7.0 | 6.6 | 2.4 |
| Aug | 5.6 | 6.2 | 5.1 | : | 5.7 | 5.7 | 6.5 | 6.7 | : | 5.3 | 4.8 | : | 5.9 | 6.5 | 7.0 | 6.6 | 2.3 |
| Sep | 5.5 | 6.0 | 5.1 | : | 5.6 | 5.6 | 6.2 | 6.4 | : | 5.2 | 4.9 | : | 5.8 | 6.4 | 6.8 | 6.5 | 2.1 |
| Oct | 5.6 | 6.2 | 5.3 | : | 5.6 | 5.8 | 6.2 | 6.2 | : | 5.3 | 5.0 | : | 5.8 | 6.2 | 6.5 | 6.4 | 1.9 |
| Nov | 5.6 | 5.9 | 5.3 | : | 5.6 | 5.7 | 6.0 | 6.1 | : | 5.3 | 5.1 | 5.0 | 5.8 | 6.3 | 6.5 | 6.2 | 2.1 |
| Dec | 5.4 | 5.6 | 5.1 | : | 5.3 | 5.5 | 5.7 | 5.7 | : | 5.1 | 4.9 | 4.8 | 5.6 | 6.0 | 6.3 | 6.1 | 1.9 |
| 1998 Jan | 5.1 | 5.4 | 4.8 | : | 5.0 | 5.3 | 5.5 | 5.5 | : | 4.9 | 4.7 | 4.5 | 5.3 | 5.7 | 6.1 | 5.9 | : |
| Feb | 5.0 | 5.2 | 4.7 | : | 4.9 | : | 5.4 | 5.4 | : | 4.8 | 4.6 | 4.2 | 5.2 | : | 6.0 | 5.9 | : |
| Mar | 5.0 | 5.2 | 4.7 | : | 4.7 | : | 5.3 | 5.2 | : | 4.8 | 4.5 | 4.1 | 5.0 | : | 5.9 | 6.0 | : |
| Apr | 5.0 | 5.3 | 4.7 | : | 4.8 | : | : | 5.2 | : | 4.8 | : | 4.2 | 5.0 | : | 5.7 | 6.0 | : |

| | 2704 Anleihen des privaten Sektors, Rendite % | | | | | | | | | Yield on fixed interest private sector bonds % | | | | Obligations du secteur privé, rendement % | | | |
|----------|---|-----|-----|----|------|-----|-----|---|---|--|-----|---|-----|---|-----|----|-----|
| | B | DK | D | EL | E | F | IRL | I | L | NL | A | P | FIN | S | UK | US | JP |
| 1994 | : | 9.9 | 6.8 | : | 10.1 | 7.6 | : | : | : | 6.7 | : | : | : | 9.8 | 9.1 | : | 5.0 |
| 1995 | : | 9.6 | 6.5 | : | 11.4 | 7.7 | : | : | : | 6.6 | 6.6 | : | : | 10.3 | : | : | 4.0 |
| 1996 | : | 8.2 | 5.5 | : | 8.5 | 6.4 | : | : | : | 5.8 | 5.7 | : | : | 7.8 | : | : | 3.9 |
| 1997 | : | 7.6 | 5.0 | : | 6.2 | 5.6 | : | : | : | 5.3 | 5.7 | : | : | 6.3 | : | : | 3.2 |
| 1997 Feb | : | 7.5 | 4.8 | : | 6.4 | 5.4 | : | : | : | 5.1 | 5.3 | : | : | 6.0 | : | : | 3.4 |
| Mar | : | 7.6 | 5.0 | : | 6.8 | 5.8 | : | : | : | 5.3 | 5.4 | : | : | 6.7 | : | : | 3.4 |
| Apr | : | 7.5 | 5.1 | : | 6.7 | 5.9 | : | : | : | 5.4 | 5.5 | : | : | 6.8 | : | : | 3.2 |
| May | : | 7.3 | 5.0 | : | 6.1 | 5.9 | : | : | : | 5.4 | 5.6 | : | : | 6.6 | : | : | 3.2 |
| Jun | : | 7.3 | 4.9 | : | 6.2 | 5.6 | : | : | : | 5.3 | 5.6 | : | : | 6.4 | : | : | 3.5 |
| Jul | : | 7.2 | 4.8 | : | 6.0 | 5.4 | : | : | : | 5.2 | 5.6 | : | : | 6.1 | : | : | 3.2 |
| Aug | : | 7.6 | 5.0 | : | 6.3 | 5.5 | : | : | : | 5.4 | 5.8 | : | : | 6.3 | : | : | 3.3 |
| Sep | : | 7.7 | 5.1 | : | 6.0 | 5.5 | : | : | : | 5.4 | 6.0 | : | : | 6.1 | : | : | 3.1 |
| Oct | : | 7.9 | 5.2 | : | 5.8 | 5.7 | : | : | : | 5.5 | 6.2 | : | : | 6.2 | : | : | 2.8 |
| Nov | : | 7.7 | 5.3 | : | 5.9 | 5.6 | : | : | : | 5.5 | 6.3 | : | : | 6.4 | : | : | 2.8 |
| Dec | : | 7.9 | 5.1 | : | 5.5 | 5.4 | : | : | : | 5.3 | 6.3 | : | : | 6.3 | : | : | 2.9 |
| 1998 Jan | : | 7.8 | 4.9 | : | 5.4 | 5.2 | : | : | : | 5.0 | 6.2 | : | : | 5.8 | : | : | : |
| Feb | : | 7.8 | 4.8 | : | 5.2 | : | : | : | : | 5.0 | 5.9 | : | : | : | : | : | : |
| Mar | : | 8.0 | 4.7 | : | 5.0 | : | : | : | : | 5.0 | 5.9 | : | : | : | : | : | : |
| Apr | : | 8.0 | 4.8 | : | : | : | : | : | : | 5.0 | : | : | : | : | : | : | : |

Zahlungsbilanz

Balance of payments

Balance des paiements

ZAHLUNGSBILANZ
BALANCE OF PAYMENTS
BALANCE DES PAIEMENTS



| | 2801 | Waren Einnahmen Mio ECU | | | | | | | | | | | | | | | | Goods credit Mio ECU | Biens crédit Mio ECU |
|----------|--------|----------------------------|-------|--------|------|-------|-------|-------|-------|-------|-------|------|------|-------|-------|--------|-------|-------------------------|-------------------------|
| | | EU-15 | BL | DK | D | EL | E | F | IRL | I | NL | A | P | FIN | S | UK | US | | |
| 1995 III | 360892 | 27902 | 8968 | 95980 | 1074 | 15061 | 48719 | 8270 | 43644 | 31427 | 10218 | 4351 | 7180 | 13831 | 44267 | 107763 | 82582 | | |
| IV | 401226 | 30711 | 9625 | 104537 | 1174 | 19124 | 55416 | 9403 | 47577 | 34532 | 10720 | 4761 | 8359 | 16695 | 48592 | 114958 | 80636 | | |
| 1996 I | 397364 | 30258 | 9755 | 99763 | 1141 | 18906 | 56633 | 9477 | 46834 | 34903 | 11256 | 4852 | 7475 | 16636 | 49475 | 118058 | 77305 | | |
| II | 405840 | 30809 | 9848 | 100759 | 1170 | 21030 | 55658 | 9398 | 51079 | 33488 | 11145 | 4836 | 8291 | 17556 | 50773 | 123308 | 77304 | | |
| III | 385853 | 28812 | 9739 | 99660 | 1092 | 17874 | 51339 | 9035 | 47284 | 33788 | 10960 | 4818 | 7422 | 15073 | 48957 | 114683 | 78091 | | |
| IV | 434170 | 31776 | 10634 | 109157 | 1238 | 22644 | 58433 | 10302 | 52464 | 36352 | 12197 | 5405 | 8767 | 17724 | 57077 | 127717 | 82751 | | |
| 1997 I | 418184 | 30997 | 10116 | 103206 | 1102 | 20964 | 58264 | 10921 | 47162 | 35615 | 11786 | 5209 | 8155 | 16971 | 57716 | 138468 | 82689 | | |
| II | 453549 | 32814 | 10844 | 112579 | 1086 | 23838 | 63677 | 12082 | 54226 | 35505 | 12417 | 5464 | 9091 | 18591 | 61335 | 151421 | 89880 | | |
| III | 443071 | 31262 | 10541 | 112930 | 1063 | 21122 | 59788 | 12199 | 52717 | 35950 | 12571 | 5085 | 8869 | 17426 | 61548 | : | 95341 | | |

| | 2802 | Waren Ausgaben Mio ECU | | | | | | | | | | | | | | | | Goods debit Mio ECU | Biens débit Mio ECU |
|----------|--------|---------------------------|------|-------|------|-------|-------|------|-------|-------|-------|------|------|-------|-------|--------|-------|------------------------|------------------------|
| | | EU-15 | BL | DK | D | EL | E | F | IRL | I | NL | A | P | FIN | S | UK | US | | |
| 1995 III | 338288 | 26285 | 7557 | 84353 | 3555 | 19179 | 47782 | 5584 | 33629 | 27163 | 11390 | 5650 | 5181 | 11346 | 49634 | 145076 | 57339 | | |
| IV | 370248 | 28400 | 8564 | 90826 | 4155 | 22053 | 52475 | 6638 | 38264 | 30264 | 12659 | 6382 | 5880 | 13532 | 50789 | 145428 | 58511 | | |
| 1996 I | 370703 | 28181 | 8417 | 88504 | 3976 | 21774 | 53930 | 6672 | 38448 | 30238 | 13203 | 6631 | 5632 | 12656 | 53101 | 145829 | 59315 | | |
| II | 375684 | 29060 | 8328 | 87519 | 4277 | 24566 | 52935 | 6513 | 38070 | 29865 | 13096 | 7136 | 5712 | 12903 | 56359 | 158988 | 63324 | | |
| III | 353030 | 27235 | 8181 | 84314 | 4092 | 21392 | 49093 | 5994 | 33323 | 29442 | 13095 | 6258 | 5436 | 12002 | 53828 | 161292 | 62200 | | |
| IV | 393731 | 29977 | 9113 | 92853 | 4515 | 24470 | 54327 | 7060 | 39866 | 31842 | 13657 | 7463 | 6435 | 14387 | 58449 | 166832 | 64788 | | |
| 1997 I | 387265 | 29722 | 8951 | 89719 | 4596 | 22845 | 53876 | 7543 | 38405 | 31453 | 13465 | 7238 | 6018 | 13168 | 60939 | 173779 | 67717 | | |
| II | 416082 | 30666 | 9559 | 94300 | 4579 | 27068 | 56231 | 8063 | 44030 | 32381 | 13767 | 7663 | 6509 | 14495 | 67459 | 189838 | 67745 | | |
| III | 401326 | 29101 | 9350 | 93208 | 4448 | 24620 | 53815 | 7790 | 40386 | 31693 | 14112 | 7047 | 6303 | 13756 | 66403 | : | 70340 | | |

| | 2803 | Waren Saldo Mio ECU | | | | | | | | | | | | | | | | Goods net Mio ECU | Biens solde Mio ECU |
|----------|-------|------------------------|------|-------|-------|-------|------|------|-------|------|-------|-------|------|------|-------|--------|-------|----------------------|------------------------|
| | | EU-15 | BL | DK | D | EL | E | F | IRL | I | NL | A | P | FIN | S | UK | US | | |
| 1995 III | 22604 | 1617 | 1411 | 11627 | -2481 | -4118 | 937 | 2686 | 10015 | 4264 | -1172 | -1299 | 1999 | 2485 | -5367 | -37313 | 25243 | | |
| IV | 30978 | 2311 | 1061 | 13711 | -2981 | -2929 | 2941 | 2765 | 9313 | 4268 | -1939 | -1621 | 2479 | 3163 | -2197 | -30470 | 22125 | | |
| 1996 I | 26661 | 2077 | 1338 | 11259 | -2835 | -2868 | 2703 | 2805 | 8386 | 4665 | -1947 | -1779 | 1843 | 3980 | -3626 | -27771 | 17990 | | |
| II | 30156 | 1749 | 1520 | 13240 | -3107 | -3536 | 2723 | 2885 | 13009 | 3623 | -1951 | -2300 | 2579 | 4653 | -5586 | -35680 | 13980 | | |
| III | 32823 | 1577 | 1558 | 15346 | -3000 | -3518 | 2246 | 3041 | 13961 | 4346 | -2135 | -1440 | 1986 | 3071 | -4871 | -46609 | 15891 | | |
| IV | 40439 | 1799 | 1521 | 16304 | -3277 | -1826 | 4106 | 3242 | 12598 | 4510 | -1460 | -2058 | 2332 | 3337 | -1372 | -39115 | 17963 | | |
| 1997 I | 30919 | 1275 | 1165 | 13487 | -3494 | -1881 | 4388 | 3378 | 8757 | 4162 | -1679 | -2029 | 2137 | 3803 | -3223 | -35311 | 14972 | | |
| II | 37467 | 2148 | 1285 | 18279 | -3493 | -3230 | 7446 | 4019 | 10196 | 3124 | -1350 | -2199 | 2582 | 4096 | -6124 | -38417 | 22135 | | |
| III | 41745 | 2161 | 1191 | 19722 | -3385 | -3498 | 5973 | 4409 | 12331 | 4257 | -1541 | -1962 | 2566 | 3670 | -4855 | : | 25001 | | |

ZAHLUNGSBILANZ
BALANCE OF PAYMENTS
BALANCE DES PAIEMENTS



| | 2804 | Dienstleistungen Einnahmen Mio ECU | | | | | | | | Services credit Mio ECU | | | | | | | | Services crédit Mio ECU | |
|----------|--------|--|------|-------|------|-------|-------|------|-------|-------------------------------|------|------|------|------|-------|-------|-------|-------------------------------|--|
| | | EU-15 | BL | DK | D | EL | E | F | IRL | I | NL | A | P | FIN | S | UK | US | JP | |
| 1995 III | 110715 | 6924 | 3298 | 16126 | 2412 | 9480 | 17471 | 1287 | 14058 | 9515 | 6976 | 2018 | 1515 | 3328 | 16307 | 45458 | 13171 | | |
| IV | 100676 | 6951 | 3046 | 16799 | 1568 | 7329 | 15214 | 847 | 13595 | 9325 | 6384 | 1511 | 1488 | 2995 | 13624 | 42267 | 13181 | | |
| 1996 I | 99116 | 7019 | 2908 | 15886 | 1404 | 7095 | 15336 | 784 | 13255 | 8916 | 7561 | 1223 | 1329 | 3108 | 13292 | 42584 | 13897 | | |
| II | 106556 | 7262 | 3486 | 16071 | 1923 | 8553 | 16014 | 1114 | 14532 | 10284 | 6238 | 1478 | 1402 | 3585 | 14614 | 45110 | 12709 | | |
| III | 118130 | 7307 | 3435 | 17684 | 2399 | 10790 | 17667 | 1465 | 16359 | 9441 | 6953 | 2056 | 1571 | 3498 | 17505 | 49489 | 13271 | | |
| IV | 109464 | 7058 | 3179 | 17050 | 1641 | 8572 | 16859 | 1018 | 13711 | 10474 | 7018 | 1659 | 1454 | 3449 | 16322 | 47713 | 13840 | | |
| 1997 I | 105000 | 7392 | 2994 | 15490 | 1503 | 7587 | 15576 | 957 | 13935 | 9670 | 6741 | 1268 | 1332 | 3588 | 16967 | 50349 | 15482 | | |
| II | 119012 | 7793 | 3273 | 16892 | 2093 | 9754 | 18210 | 1349 | 16918 | 11188 | 6026 | 1610 | 1539 | 3763 | 18604 | 52820 | 14943 | | |
| III | 135259 | 7752 | 3675 | 17894 | 2847 | 12092 | 20345 | 1691 | 20435 | 11363 | 7462 | 2081 | 1583 | 3897 | 22142 | : | 15925 | | |

| | 2805 | Dienstleistungen Ausgaben Mio ECU | | | | | | | | Services debit Mio ECU | | | | | | | | Services débit Mio ECU | |
|----------|--------|---|------|-------|-----|------|-------|------|-------|------------------------------|------|------|------|------|-------|-------|-------|------------------------------|--|
| | | EU-15 | BL | DK | D | EL | E | F | IRL | I | NL | A | P | FIN | S | UK | US | JP | |
| 1995 III | 108425 | 6950 | 2913 | 27217 | 823 | 4430 | 13447 | 2411 | 13637 | 9597 | 6008 | 1291 | 1789 | 3498 | 14414 | 29907 | 24477 | | |
| IV | 98528 | 6443 | 2942 | 23399 | 826 | 4473 | 12318 | 2386 | 13193 | 8555 | 5349 | 1263 | 1948 | 3502 | 11298 | 26439 | 24242 | | |
| 1996 I | 98096 | 6288 | 2668 | 23030 | 815 | 4457 | 13025 | 2264 | 13825 | 8549 | 4760 | 1267 | 1752 | 3450 | 11286 | 27188 | 25143 | | |
| II | 102978 | 6565 | 2971 | 24390 | 811 | 4714 | 12934 | 2448 | 13137 | 8841 | 5696 | 1342 | 1670 | 3680 | 13124 | 31263 | 25098 | | |
| III | 115703 | 7128 | 2978 | 28988 | 844 | 5083 | 13966 | 2884 | 15229 | 9720 | 5776 | 1428 | 1658 | 3881 | 15485 | 32491 | 25942 | | |
| IV | 106415 | 6691 | 3202 | 24495 | 869 | 5051 | 13149 | 2846 | 14037 | 9022 | 6097 | 1435 | 1877 | 3749 | 13212 | 29439 | 26380 | | |
| 1997 I | 104180 | 6324 | 3115 | 24149 | 903 | 4685 | 13085 | 2919 | 14144 | 9077 | 4625 | 1377 | 1762 | 3964 | 13378 | 31672 | 26682 | | |
| II | 114099 | 7116 | 3328 | 25609 | 920 | 5319 | 13581 | 3197 | 15958 | 9699 | 5724 | 1386 | 1792 | 4049 | 15733 | 37105 | 26750 | | |
| III | 130180 | 7870 | 3624 | 29098 | 989 | 5848 | 15253 | 3555 | 19138 | 10875 | 6420 | 1479 | 1704 | 4368 | 19253 | : | 29137 | | |

| | 2806 | Dienstleistungen Saldo Mio ECU | | | | | | | | Services net Mio ECU | | | | | | | | Services solde Mio ECU | |
|----------|------|--------------------------------------|------|--------|------|------|------|-------|------|----------------------------|------|------|------|------|------|-------|--------|------------------------------|--|
| | | EU-15 | BL | DK | D | EL | E | F | IRL | I | NL | A | P | FIN | S | UK | US | JP | |
| 1995 III | 2290 | -26 | 385 | -11091 | 1589 | 5050 | 4024 | -1124 | 421 | -82 | 968 | 727 | -274 | -170 | 1893 | 15551 | -11306 | | |
| IV | 2148 | 508 | 104 | -6600 | 742 | 2856 | 2896 | -1539 | 402 | 770 | 1035 | 248 | -460 | -507 | 2326 | 15828 | -11061 | | |
| 1996 I | 1020 | 731 | 240 | -7144 | 589 | 2638 | 2311 | -1480 | -570 | 367 | 2801 | -44 | -423 | -342 | 2006 | 15396 | -11246 | | |
| II | 3578 | 697 | 515 | -8319 | 1112 | 3839 | 3080 | -1334 | 1395 | 1443 | 542 | 136 | -268 | -95 | 1490 | 13847 | -12389 | | |
| III | 2427 | 179 | 457 | -11304 | 1555 | 5707 | 3701 | -1419 | 1130 | -279 | 1177 | 628 | -87 | -383 | 2020 | 16998 | -12671 | | |
| IV | 3049 | 367 | -23 | -7445 | 772 | 3521 | 3710 | -1828 | -326 | 1452 | 921 | 224 | -423 | -300 | 3110 | 18274 | -12540 | | |
| 1997 I | 820 | 1068 | -121 | -8659 | 600 | 2902 | 2491 | -1962 | -209 | 593 | 2116 | -109 | -430 | -376 | 3589 | 18677 | -11200 | | |
| II | 4913 | 677 | -55 | -8717 | 1173 | 4435 | 4629 | -1848 | 960 | 1489 | 302 | 224 | -253 | -286 | 2871 | 15715 | -11807 | | |
| III | 5079 | -118 | 51 | -11204 | 1858 | 6244 | 5092 | -1864 | 1297 | 488 | 1042 | 602 | -121 | -471 | 2889 | : | -13212 | | |

ZAHLUNGSBILANZ
BALANCE OF PAYMENTS
BALANCE DES PAIEMENTS



| | 2807 | Verkehr Einnahmen Mio ECU | | | | | | | | Transport credit Mio ECU | | | | | | Transport crédit Mio ECU | |
|----------|-------|------------------------------|------|------|-----|------|------|-----|------|-----------------------------|-----|-----|-----|------|------|-----------------------------|------|
| | | EU-15 | BL | DK | D | EL | E | F | IRL | I | NL | A | P | FIN | S | UK | US |
| 1995 III | 25022 | 1897 | 1256 | 3795 | 107 | 1205 | 3941 | 255 | 2633 | 3807 | 508 | 311 | 418 | 1117 | 3772 | 9623 | 4560 |
| IV | 24874 | 1882 | 1437 | 4155 | 67 | 1081 | 3944 | 189 | 3100 | 3724 | 505 | 267 | 419 | 979 | 3125 | 8988 | 4589 |
| 1996 I | 23473 | 1806 | 1368 | 3346 | 67 | 1134 | 3614 | 172 | 3248 | 3628 | 503 | 246 | 401 | 1000 | 2940 | 8700 | 4238 |
| II | 25965 | 1924 | 1488 | 3981 | 84 | 1344 | 4011 | 229 | 2940 | 4026 | 522 | 296 | 417 | 1140 | 3563 | 9215 | 4202 |
| III | 26278 | 1796 | 1302 | 4016 | 70 | 1492 | 4100 | 275 | 2673 | 4082 | 568 | 312 | 449 | 1114 | 4029 | 10100 | 4256 |
| IV | 26574 | 1953 | 1492 | 4222 | 75 | 1352 | 4164 | 213 | 3051 | 4189 | 581 | 296 | 410 | 1024 | 3552 | 9620 | 4323 |
| 1997 I | 24997 | 1895 | 1363 | 3337 | 27 | 1166 | 3838 | 206 | 3238 | 4053 | 552 | 258 | 428 | 1197 | 3439 | 10051 | 4372 |
| II | 27862 | 2049 | 1571 | 3988 | 63 | 1588 | 4161 | 265 | 3363 | 4165 | 592 | 308 | 446 | 1122 | 4181 | 10695 | 4839 |
| III | 29172 | 2034 | 1391 | 4178 | 69 | 1729 | 4552 | 327 | 3419 | 4276 | 655 | 309 | 469 | 1162 | 4602 | : | 5067 |

| | 2808 | Verkehr Ausgaben Mio ECU | | | | | | | | Transport débit Mio ECU | | | | | | Transport débit Mio ECU | |
|----------|-------|-----------------------------|------|------|-----|------|------|-----|------|----------------------------|-----|-----|-----|------|------|----------------------------|------|
| | | EU-15 | BL | DK | D | EL | E | F | IRL | I | NL | A | P | FIN | S | UK | US |
| 1995 III | 26736 | 1473 | 1152 | 4918 | 211 | 1261 | 4133 | 325 | 4583 | 2651 | 599 | 310 | 401 | 1068 | 3651 | 8740 | 7407 |
| IV | 26593 | 1487 | 1300 | 5030 | 238 | 1265 | 4032 | 374 | 4546 | 2663 | 0 | 334 | 434 | 1048 | 3209 | 7849 | 6809 |
| 1996 I | 25904 | 1422 | 1260 | 4443 | 234 | 1181 | 3893 | 378 | 4724 | 2664 | 0 | 323 | 390 | 1000 | 3332 | 7916 | 6649 |
| II | 27183 | 1544 | 1308 | 4881 | 242 | 1376 | 4118 | 373 | 4615 | 2691 | 0 | 361 | 390 | 906 | 3723 | 9095 | 6448 |
| III | 27828 | 1460 | 1221 | 5072 | 254 | 1468 | 4104 | 340 | 4643 | 2743 | 0 | 328 | 385 | 1048 | 4107 | 9253 | 6895 |
| IV | 27733 | 1511 | 1398 | 5039 | 266 | 1421 | 4130 | 398 | 4633 | 2805 | 0 | 360 | 430 | 844 | 3815 | 8590 | 6496 |
| 1997 I | 27696 | 1519 | 1422 | 4436 | 258 | 1244 | 3989 | 423 | 4955 | 2810 | 0 | 349 | 421 | 1099 | 4098 | 9449 | 6489 |
| II | 29864 | 1662 | 1499 | 4914 | 266 | 1628 | 4237 | 447 | 5306 | 2921 | 0 | 373 | 441 | 863 | 4619 | 10582 | 6648 |
| III | 31771 | 1724 | 1457 | 5040 | 256 | 1741 | 4546 | 427 | 5835 | 3063 | 0 | 368 | 437 | 904 | 5267 | : | 7266 |

| | 2809 | Verkehr Saldo Mio ECU | | | | | | | | Transport net Mio ECU | | | | | | Transport solde Mio ECU | |
|----------|-------|--------------------------|-----|-------|------|------|------|------|-------|--------------------------|-----|-----|-----|-----|------|----------------------------|-------|
| | | EU-15 | BL | DK | D | EL | E | F | IRL | I | NL | A | P | FIN | S | UK | US |
| 1995 III | -1714 | 424 | 104 | -1123 | -104 | -56 | -192 | -70 | -1950 | 1156 | -91 | 1 | 17 | 49 | 121 | 883 | -2847 |
| IV | -1719 | 395 | 137 | -875 | -171 | -184 | -88 | -185 | -1446 | 1061 | 505 | -67 | -15 | -69 | -84 | 1139 | -2220 |
| 1996 I | -2431 | 384 | 108 | -1097 | -167 | -47 | -279 | -206 | -1476 | 964 | 503 | -77 | 11 | 0 | -392 | 784 | -2411 |
| II | -1218 | 380 | 180 | -900 | -158 | -32 | -107 | -144 | -1675 | 1335 | 522 | -65 | 27 | 234 | -160 | 120 | -2246 |
| III | -1550 | 336 | 81 | -1056 | -184 | 24 | -4 | -65 | -1970 | 1339 | 568 | -16 | 64 | 66 | -78 | 847 | -2639 |
| IV | -1159 | 442 | 94 | -817 | -191 | -69 | 34 | -185 | -1582 | 1384 | 581 | -64 | -20 | 180 | -263 | 1030 | -2173 |
| 1997 I | -2699 | 376 | -59 | -1099 | -231 | -78 | -151 | -217 | -1717 | 1243 | 552 | -91 | 7 | 98 | -659 | 602 | -2117 |
| II | -2002 | 387 | 72 | -926 | -203 | -40 | -76 | -182 | -1943 | 1244 | 592 | -65 | 5 | 259 | -438 | 113 | -1809 |
| III | -2599 | 310 | -66 | -862 | -187 | -12 | 6 | -100 | -2416 | 1213 | 655 | -59 | 32 | 258 | -665 | : | -2199 |

ZAHLUNGSBILANZ
BALANCE OF PAYMENTS
BALANCE DES PAIEMENTS



| | 2810 | Reisen Einnahmen Mio ECU | | | | | | | | Travel credit Mio ECU | | | | | | | Voyages crédit Mio ECU | |
|----------|-------|--------------------------------|------|------|------|------|------|-----|------|-----------------------------|------|------|-----|-----|------|-------|------------------------------|----|
| | | EU-15 | BL | DK | D | EL | E | F | IRL | I | NL | A | P | FIN | S | UK | US | JP |
| 1995 III | 40276 | 1474 | 1057 | 4028 | 1313 | 6681 | 6573 | 699 | 6210 | 1437 | 3110 | 1338 | 387 | 870 | 5099 | 16862 | 651 | |
| IV | 28234 | 1135 | 582 | 3498 | 559 | 4386 | 4461 | 322 | 4802 | 1188 | 2071 | 870 | 328 | 594 | 3438 | 13732 | 739 | |
| 1996 I | 26457 | 1094 | 408 | 3005 | 374 | 4004 | 4347 | 259 | 4688 | 1048 | 3171 | 637 | 277 | 542 | 2603 | 14355 | 705 | |
| II | 33304 | 1244 | 747 | 3575 | 742 | 5314 | 5685 | 532 | 6358 | 1471 | 2081 | 833 | 306 | 721 | 3695 | 14962 | 787 | |
| III | 43374 | 1559 | 987 | 3953 | 1249 | 7379 | 7184 | 775 | 8197 | 1510 | 2768 | 1331 | 346 | 950 | 5186 | 18678 | 822 | |
| IV | 29549 | 1171 | 555 | 3310 | 569 | 5084 | 5130 | 381 | 4404 | 1130 | 2220 | 899 | 287 | 667 | 3742 | 15199 | 904 | |
| 1997 I | 27652 | 1076 | 456 | 2913 | 390 | 4359 | 4680 | 314 | 4642 | 1018 | 3055 | 657 | 262 | 636 | 3194 | 17184 | 882 | |
| II | 36673 | 1230 | 688 | 3672 | 832 | 5913 | 6421 | 604 | 7241 | 1501 | 2057 | 917 | 337 | 806 | 4454 | 17123 | 923 | |
| III | 46171 | 1563 | 1125 | 4077 | 1503 | 8048 | 7992 | 915 | 9417 | 1627 | 2844 | 1382 | 379 | 979 | 6320 | : | 1006 | |

| | 2811 | Reisen Ausgaben Mio ECU | | | | | | | | Travel debit Mio ECU | | | | | | | Voyages débit Mio ECU | |
|----------|-------|-------------------------------|------|-------|-----|------|------|-----|------|----------------------------|------|-----|-----|------|------|-------|-----------------------------|----|
| | | EU-15 | BL | DK | D | EL | E | F | IRL | I | NL | A | P | FIN | S | UK | US | JP |
| 1995 III | 40606 | 2470 | 1013 | 13262 | 275 | 1058 | 3977 | 601 | 3023 | 3216 | 2790 | 475 | 465 | 1214 | 6767 | 10782 | 7885 | |
| IV | 26760 | 1513 | 750 | 8376 | 239 | 838 | 2892 | 329 | 2051 | 1859 | 2105 | 376 | 479 | 1016 | 3937 | 8009 | 7275 | |
| 1996 I | 26641 | 1433 | 701 | 8268 | 212 | 825 | 2893 | 297 | 2879 | 2080 | 1587 | 384 | 433 | 979 | 3670 | 8343 | 7089 | |
| II | 31798 | 1970 | 811 | 10076 | 226 | 935 | 3421 | 422 | 2496 | 2109 | 2402 | 438 | 438 | 1217 | 4837 | 10793 | 6827 | |
| III | 43331 | 2620 | 963 | 13462 | 258 | 1187 | 4506 | 649 | 4552 | 3160 | 2610 | 554 | 430 | 1422 | 6958 | 11521 | 7880 | |
| IV | 28458 | 1521 | 788 | 8248 | 257 | 926 | 3164 | 341 | 2510 | 1739 | 2176 | 477 | 451 | 1275 | 4585 | 8717 | 7400 | |
| 1997 I | 27232 | 1370 | 810 | 8002 | 251 | 811 | 2915 | 336 | 2807 | 1771 | 1729 | 406 | 410 | 1168 | 4446 | 9517 | 7081 | |
| II | 34623 | 1957 | 872 | 10231 | 255 | 910 | 3544 | 479 | 3332 | 2147 | 2320 | 460 | 451 | 1433 | 6232 | 12803 | 6947 | |
| III | 46576 | 2529 | 1181 | 12796 | 338 | 1265 | 4689 | 750 | 5466 | 3110 | 2837 | 599 | 434 | 1719 | 8863 | : | 8277 | |

| | 2812 | Reisen Saldo Mio ECU | | | | | | | | Travel net Mio ECU | | | | | | | Voyages solde Mio ECU | |
|----------|------|----------------------------|------|-------|------|------|------|-----|------|--------------------------|------|-----|------|------|-------|------|-----------------------------|----|
| | | EU-15 | BL | DK | D | EL | E | F | IRL | I | NL | A | P | FIN | S | UK | US | JP |
| 1995 III | -330 | -996 | 44 | -9234 | 1038 | 5623 | 2596 | 98 | 3187 | -1779 | 320 | 863 | -78 | -344 | -1668 | 6080 | -7234 | |
| IV | 1474 | -378 | -168 | -4878 | 320 | 3548 | 1569 | -7 | 2751 | -671 | -34 | 494 | -151 | -422 | -499 | 5723 | -6536 | |
| 1996 I | -184 | -339 | -293 | -5263 | 162 | 3179 | 1454 | -38 | 1809 | -1032 | 1584 | 253 | -156 | -437 | -1067 | 6012 | -6384 | |
| II | 1506 | -726 | -64 | -6501 | 516 | 4379 | 2264 | 110 | 3862 | -638 | -321 | 395 | -132 | -496 | -1142 | 4169 | -6040 | |
| III | 43 | -1061 | 24 | -9509 | 991 | 6192 | 2678 | 126 | 3645 | -1650 | 158 | 777 | -84 | -472 | -1772 | 7157 | -7058 | |
| IV | 1091 | -350 | -233 | -4938 | 312 | 4158 | 1966 | 40 | 1894 | -609 | 44 | 422 | -164 | -608 | -843 | 6482 | -6496 | |
| 1997 I | 420 | -294 | -354 | -5089 | 139 | 3548 | 1765 | -22 | 1835 | -753 | 1326 | 251 | -148 | -532 | -1252 | 7667 | -6199 | |
| II | 2050 | -727 | -184 | -6559 | 577 | 5003 | 2877 | 125 | 3909 | -646 | -263 | 457 | -114 | -627 | -1778 | 4320 | -6024 | |
| III | 1595 | -966 | -56 | -8719 | 1165 | 6783 | 3303 | 165 | 3951 | -1483 | 7 | 783 | -55 | -740 | -2543 | : | -7271 | |

ZAHLUNGSBILANZ
BALANCE OF PAYMENTS
BALANCE DES PAIEMENTS



| 2813 | | Sonstige Dienstleistungen Einnahmen Mio ECU | | | | | | | Other services credit Mio ECU | | | | | | | Autres services crédit Mio ECU | | |
|------|-----|---|------|------|------|------|------|------|-------------------------------------|------|------|------|-----|-----|------|--------------------------------------|-------|-------|
| | | EU-15 | BL | DK | D | EL | E | F | IRL | I | NL | A | P | FIN | S | UK | US | JP |
| 1995 | III | 45417 | 3553 | 985 | 8303 | 992 | 1594 | 6957 | 333 | 5215 | 4271 | 3358 | 369 | 710 | 1341 | 7436 | 18973 | 7960 |
| | IV | 47568 | 3934 | 1027 | 9146 | 942 | 1862 | 6809 | 336 | 5693 | 4413 | 3808 | 374 | 741 | 1422 | 7061 | 19547 | 7853 |
| 1996 | I | 49186 | 4119 | 1132 | 9535 | 963 | 1957 | 7375 | 353 | 5319 | 4240 | 3887 | 340 | 651 | 1566 | 7749 | 19529 | 8954 |
| | II | 47287 | 4094 | 1251 | 8515 | 1097 | 1895 | 6318 | 353 | 5234 | 4787 | 3635 | 349 | 679 | 1724 | 7356 | 20933 | 7720 |
| | III | 48478 | 3952 | 1146 | 9715 | 1080 | 1919 | 6383 | 415 | 5489 | 3849 | 3617 | 413 | 776 | 1434 | 8290 | 20711 | 8193 |
| | IV | 53341 | 3934 | 1132 | 9518 | 997 | 2136 | 7565 | 424 | 6256 | 5155 | 4217 | 464 | 757 | 1758 | 9028 | 22894 | 8613 |
| 1997 | I | 52351 | 4421 | 1175 | 9240 | 1086 | 2062 | 7058 | 437 | 6055 | 4599 | 3134 | 353 | 642 | 1755 | 10334 | 23114 | 10228 |
| | II | 54477 | 4514 | 1014 | 9232 | 1198 | 2253 | 7628 | 480 | 6314 | 5522 | 3377 | 385 | 756 | 1835 | 9969 | 25002 | 9181 |
| | III | 57916 | 4155 | 1159 | 9639 | 1275 | 2315 | 7801 | 449 | 7599 | 5460 | 3963 | 390 | 735 | 1756 | 11220 | : | 9852 |

| 2814 | | Sonstige Dienstleistungen Ausgaben Mio ECU | | | | | | | Other services debit Mio ECU | | | | | | | Autres services débit Mio ECU | | |
|------|-----|--|------|------|-------|-----|------|------|------------------------------------|------|------|------|-----|------|------|-------------------------------------|-------|-------|
| | | EU-15 | BL | DK | D | EL | E | F | IRL | I | NL | A | P | FIN | S | UK | US | JP |
| 1995 | III | 41083 | 3007 | 748 | 9037 | 337 | 2111 | 5337 | 1485 | 6031 | 3730 | 2619 | 506 | 923 | 1216 | 3996 | 10385 | 9185 |
| | IV | 45175 | 3443 | 892 | 9993 | 349 | 2370 | 5394 | 1683 | 6596 | 4033 | 3244 | 553 | 1035 | 1438 | 4152 | 10581 | 10158 |
| 1996 | I | 45551 | 3433 | 707 | 10319 | 369 | 2451 | 6239 | 1589 | 6222 | 3805 | 3173 | 560 | 929 | 1471 | 4284 | 10929 | 11405 |
| | II | 43997 | 3051 | 852 | 9433 | 343 | 2403 | 5395 | 1653 | 6326 | 4041 | 3294 | 543 | 842 | 1557 | 4564 | 11375 | 11823 |
| | III | 44544 | 3048 | 794 | 10454 | 332 | 2428 | 5356 | 1895 | 6034 | 3817 | 3166 | 546 | 843 | 1411 | 4420 | 11717 | 11167 |
| | IV | 50224 | 3659 | 1016 | 11208 | 346 | 2704 | 5855 | 2107 | 6894 | 4478 | 3921 | 598 | 996 | 1630 | 4812 | 12132 | 12484 |
| 1997 | I | 49252 | 3435 | 883 | 11711 | 394 | 2630 | 6181 | 2160 | 6382 | 4496 | 2896 | 622 | 931 | 1697 | 4834 | 12706 | 13112 |
| | II | 49612 | 3497 | 957 | 10464 | 399 | 2781 | 5800 | 2271 | 7320 | 4631 | 3404 | 553 | 900 | 1753 | 4882 | 13720 | 13155 |
| | III | 51833 | 3617 | 986 | 11262 | 395 | 2842 | 6018 | 2378 | 7837 | 4702 | 3583 | 512 | 833 | 1745 | 5123 | : | 13594 |

| 2815 | | Sonstige Dienstleistungen Saldo Mio ECU | | | | | | | Other services net Mio ECU | | | | | | | Autres services solde Mio ECU | | |
|------|-----|---|------|-----|-------|-----|------|------|----------------------------------|-------|-----|-----|------|------|-----|-------------------------------------|-------|-------|
| | | EU-15 | BL | DK | D | EL | E | F | IRL | I | NL | A | P | FIN | S | UK | US | JP |
| 1995 | III | 4334 | 546 | 237 | -734 | 655 | -517 | 1620 | -1152 | -816 | 541 | 739 | -137 | -213 | 125 | 3440 | 8588 | -1225 |
| | IV | 2393 | 491 | 135 | -847 | 593 | -508 | 1415 | -1347 | -903 | 380 | 564 | -179 | -294 | -16 | 2909 | 8966 | -2305 |
| 1996 | I | 3635 | 686 | 425 | -784 | 594 | -494 | 1136 | -1236 | -903 | 435 | 714 | -220 | -278 | 95 | 3465 | 8600 | -2451 |
| | II | 3290 | 1043 | 399 | -918 | 754 | -508 | 923 | -1300 | -792 | 746 | 341 | -194 | -163 | 167 | 2792 | 9558 | -4103 |
| | III | 3934 | 904 | 352 | -739 | 748 | -509 | 1027 | -1480 | -545 | 32 | 451 | -133 | -67 | 23 | 3870 | 8994 | -2974 |
| | IV | 3117 | 275 | 116 | -1690 | 651 | -568 | 1710 | -1683 | -638 | 677 | 296 | -134 | -239 | 128 | 4216 | 10762 | -3871 |
| 1997 | I | 3099 | 986 | 292 | -2471 | 692 | -568 | 877 | -1723 | -327 | 103 | 238 | -269 | -289 | 58 | 5500 | 10408 | -2884 |
| | II | 4865 | 1017 | 57 | -1232 | 799 | -528 | 1828 | -1791 | -1006 | 891 | -27 | -168 | -144 | 82 | 5087 | 11282 | -3974 |
| | III | 6083 | 538 | 173 | -1623 | 880 | -527 | 1783 | -1929 | -238 | 758 | 380 | -122 | -98 | 11 | 6097 | : | -3742 |

ZAHLUNGSBILANZ
BALANCE OF PAYMENTS
BALANCE DES PAIEMENTS



| | 2816 | Laufende Posten Einnahmen Mio ECU | | | | | | | | Current account credit Mio ECU | | | | | | Compte courant crédit Mio ECU | | |
|----------|--------|---|-------|--------|------|-------|-------|-------|-------|--------------------------------------|-------|------|-------|-------|--------|-------------------------------------|--------|----|
| | | EU-15 | BL | DK | D | EL | E | F | IRL | I | NL | A | P | FIN | S | UK | US | JP |
| 1995 III | 594994 | 49601 | 17815 | 130761 | 4729 | 30915 | 86066 | 11218 | 66024 | 48726 | 19977 | 8994 | 9440 | 20077 | 90651 | 191433 | 135967 | |
| IV | 634649 | 53502 | 19386 | 140312 | 5158 | 33556 | 92620 | 12348 | 70468 | 51909 | 20187 | 8739 | 11063 | 23126 | 92275 | 196615 | 129232 | |
| 1996 I | 628810 | 51665 | 21831 | 137922 | 4597 | 33206 | 88819 | 11770 | 71367 | 50238 | 22442 | 8394 | 9476 | 23417 | 93666 | 200430 | 141540 | |
| II | 631080 | 52371 | 19665 | 135366 | 4269 | 35687 | 86066 | 12204 | 74631 | 51377 | 20076 | 8538 | 10541 | 24324 | 95965 | 209854 | 135145 | |
| III | 623037 | 49390 | 21686 | 134567 | 5198 | 34413 | 81671 | 12822 | 73517 | 50801 | 21110 | 9488 | 9585 | 21694 | 97095 | 205664 | 137627 | |
| IV | 671220 | 51161 | 21295 | 144497 | 5191 | 37543 | 88515 | 13673 | 77211 | 57710 | 22751 | 9622 | 11289 | 24425 | 106337 | 220496 | 137478 | |
| 1997 I | 668493 | 52559 | 21252 | 140139 | 4723 | 36499 | 93325 | 14058 | 77182 | 53051 | 21120 | 9026 | 10342 | 24247 | 110970 | 237385 | 151394 | |
| II | 707348 | 54563 | 21104 | 149762 | 4504 | 39983 | 97685 | 15588 | 83120 | 55624 | 20863 | 9846 | 11728 | 25696 | 117282 | 257009 | 150370 | |
| III | 712257 | 52089 | 23031 | 150258 | 5608 | 38818 | 93760 | 16617 | 86049 | 55784 | 22381 | 9607 | 11274 | 24559 | 122422 | : | 163118 | |

| | 2817 | Laufende Posten Ausgaben Mio ECU | | | | | | | | Current account debit Mio ECU | | | | | | Compte courant débit Mio ECU | | |
|----------|--------|--|-------|--------|------|-------|-------|-------|-------|-------------------------------------|-------|-------|-------|-------|--------|------------------------------------|--------|----|
| | | EU-15 | BL | DK | D | EL | E | F | IRL | I | NL | A | P | FIN | S | UK | US | JP |
| 1995 III | 584923 | 47319 | 16994 | 138685 | 4956 | 28640 | 85755 | 10686 | 59204 | 43936 | 20340 | 8134 | 8528 | 19387 | 92359 | 221668 | 115746 | |
| IV | 620487 | 50035 | 20521 | 144771 | 5473 | 31020 | 90746 | 11583 | 64892 | 47307 | 21501 | 8830 | 9382 | 22325 | 92101 | : | 112268 | |
| 1996 I | 609671 | 48594 | 20560 | 138122 | 5535 | 31948 | 83283 | 11996 | 66502 | 46791 | 21745 | 9142 | 9119 | 21424 | 94910 | : | 127903 | |
| II | 619009 | 49452 | 18940 | 137860 | 5798 | 35263 | 83533 | 12016 | 66087 | 47675 | 22395 | 9870 | 9503 | 22685 | 97932 | : | 123931 | |
| III | 602719 | 46682 | 20677 | 141520 | 5558 | 31985 | 77181 | 11766 | 61985 | 46663 | 22060 | 9027 | 8498 | 20787 | 98330 | : | 125757 | |
| IV | 645281 | 48328 | 22058 | 145171 | 5959 | 35260 | 83942 | 12957 | 69760 | 50676 | 23277 | 10108 | 9945 | 23472 | 104368 | : | 124914 | |
| 1997 I | 644711 | 49971 | 20728 | 144388 | 6104 | 34007 | 84308 | 14411 | 69688 | 49484 | 21296 | 9940 | 9746 | 22434 | 108206 | : | 138006 | |
| II | 680264 | 51132 | 20858 | 147036 | 6029 | 38257 | 87509 | 15324 | 76969 | 51705 | 22367 | 10401 | 10370 | 24649 | 117658 | : | 129615 | |
| III | 680343 | 49197 | 22541 | 150425 | 6149 | 36586 | 85637 | 15603 | 75706 | 50555 | 23127 | 9740 | 9575 | 22952 | 122550 | : | 141409 | |

| | 2818 | Laufende Posten Saldo Mio ECU | | | | | | | | Current account net Mio ECU | | | | | | Compte courant solde Mio ECU | | |
|----------|-------|-------------------------------------|-------|-------|-------|------|-------|------|-------|-----------------------------------|-------|-------|------|------|-------|------------------------------------|-------|----|
| | | EU-15 | BL | DK | D | EL | E | F | IRL | I | NL | A | P | FIN | S | UK | US | JP |
| 1995 III | 10071 | 2282 | 821 | -7924 | -227 | 2275 | 311 | 532 | 6820 | 4790 | -363 | 860 | 912 | 690 | -1708 | -30235 | 20221 | |
| IV | 14162 | 3467 | -1135 | -4459 | -315 | 2536 | 1874 | 765 | 5576 | 4602 | -1314 | -91 | 1681 | 801 | 174 | -20442 | 16964 | |
| 1996 I | 19139 | 3071 | 1271 | -200 | -938 | 1258 | 5536 | -226 | 4865 | 3447 | 697 | -748 | 357 | 1993 | -1244 | -18971 | 13637 | |
| II | 12071 | 2919 | 725 | -2494 | -1529 | 424 | 2533 | 188 | 8544 | 3702 | -2319 | -1332 | 1038 | 1639 | -1967 | -28408 | 11214 | |
| III | 20318 | 2708 | 1009 | -6953 | -360 | 2428 | 4490 | 1056 | 11532 | 4138 | -950 | 461 | 1087 | 907 | -1235 | -39382 | 11870 | |
| IV | 25939 | 2833 | -763 | -674 | -768 | 2283 | 4573 | 716 | 7451 | 7034 | -526 | -486 | 1344 | 953 | 1969 | -30112 | 12564 | |
| 1997 I | 23782 | 2588 | 524 | -4249 | -1381 | 2492 | 9017 | -353 | 7494 | 3567 | -176 | -914 | 596 | 1813 | 2764 | -25701 | 13388 | |
| II | 27084 | 3431 | 246 | 2726 | -1525 | 1726 | 10176 | 264 | 6151 | 3919 | -1504 | -555 | 1358 | 1047 | -376 | -34404 | 20755 | |
| III | 31914 | 2892 | 490 | -167 | -541 | 2232 | 8123 | 1014 | 10343 | 5229 | -746 | -133 | 1699 | 1607 | -128 | : | 21709 | |

ZAHLUNGSBILANZ
BALANCE OF PAYMENTS
BALANCE DES PAIEMENTS



| | 2819 | Direktinvestitionen | | | | | | | | | | | Investissements directs | | | | | |
|----------|------|---------------------|------|------|-------|-----|-------|-------|------|-------|-------|------|-------------------------|-------|-------|-------|--------|-------|
| | | Saldo | | | | | | | | | | | solde | | | | | |
| | | Mio ECU | | | | | | | | | | | Mio ECU | | | | | |
| | | EU-15 | BL | DK | D | EL | E | F | IRL | I | NL | A | P | FIN | S | UK | US | JP |
| 1995 III | | -1884 | 539 | 356 | -679 | 229 | 295 | 2009 | 379 | -776 | -2427 | -150 | 320 | -119 | 271 | -2131 | 7429 | -2309 |
| IV | | -2325 | -617 | 210 | -6239 | 203 | 88 | 2748 | -229 | 155 | -1661 | 153 | -53 | 124 | 4098 | -1305 | -16093 | -5925 |
| 1996 I | | -14595 | 1650 | -916 | -5731 | 182 | 189 | -233 | 297 | -1024 | -1214 | 632 | 24 | -642 | -648 | -7161 | -6680 | -4365 |
| II | | -7842 | 2419 | -153 | -5137 | 193 | 1413 | -3774 | 335 | -272 | -3005 | 137 | -22 | -1066 | 224 | 866 | -5747 | -5792 |
| III | | -3173 | 504 | -86 | -5158 | 213 | -309 | -214 | 575 | -1278 | -2631 | 58 | 230 | -220 | 1720 | 3423 | 11285 | -4175 |
| IV | | -22532 | 83 | -203 | -8392 | 246 | 115 | -2443 | 157 | -890 | -7378 | 975 | -354 | -16 | -1006 | -3426 | -7480 | -3998 |
| 1997 I | : | | 333 | 36 | -7649 | : | 84 | -556 | 692 | -298 | -3326 | -156 | 206 | -5 | 1066 | -914 | 1365 | -3905 |
| II | : | | 1182 | -502 | -3947 | : | -4 | -3717 | 750 | -2234 | -3799 | -28 | -78 | -584 | 594 | 655 | -1451 | -6351 |
| III | : | | 2389 | -369 | -4965 | : | -1583 | 979 | 1170 | -3193 | -710 | 304 | 88 | -508 | -1013 | -9358 | : | -6155 |

| | 2820 | Fehler und Auslassungen | | | | | | | | | | | Erreurs et omissions | | | | | |
|----------|------|-------------------------|-------|-------|-------|------|-------|-------|------|--------|-------|-------|----------------------|-------|-------|-------|--------|-------|
| | | Saldo | | | | | | | | | | | solde | | | | | |
| | | Mio ECU | | | | | | | | | | | Mio ECU | | | | | |
| | | EU-15 | BL | DK | D | EL | E | F | IRL | I | NL | A | P | FIN | S | UK | US | JP |
| 1995 III | | -15026 | -821 | 232 | -3973 | 87 | -716 | -2638 | -319 | -5126 | -7400 | 1864 | -802 | 200 | -378 | 4764 | -34324 | -7019 |
| IV | | -18046 | 580 | -106 | -2140 | 24 | -2427 | -1216 | -7 | -3049 | -562 | -1477 | -467 | -1398 | -502 | -5299 | 11219 | 3819 |
| 1996 I | | -16695 | -288 | 143 | -6424 | 324 | -555 | -3663 | 522 | -6319 | -2707 | 1010 | -571 | 593 | -4621 | 5861 | 7163 | -5869 |
| II | | 1633 | -100 | 763 | -1445 | -68 | -121 | 251 | -263 | 644 | -3443 | 964 | -96 | -569 | 3142 | 1974 | -15752 | 51 |
| III | | -14242 | -534 | -556 | -3949 | -177 | -201 | 1330 | 804 | -6819 | -2608 | -261 | -787 | -125 | -1069 | 710 | -23865 | -1250 |
| IV | | -7357 | -117 | -1462 | 10172 | 2 | -1915 | 2769 | -623 | -5439 | -7508 | 3276 | -391 | 204 | -484 | -5841 | -4684 | 7706 |
| 1997 I | : | | 1173 | -1515 | -4430 | : | -1903 | 1102 | -595 | -13650 | 474 | -527 | -565 | -643 | -230 | 9823 | -18116 | 16915 |
| II | : | | -1886 | 987 | -9955 | : | -486 | 4326 | 1620 | 5153 | -3029 | 2287 | -503 | -17 | -75 | -6626 | -13440 | -74 |
| III | : | | -460 | -998 | 5983 | : | -573 | -6472 | 594 | -3494 | -2742 | -121 | -535 | 219 | 2279 | 371 | : | 8405 |

VOLKSWIRTSCHAFTLICHE GESAMTRECHNUNGEN
NATIONAL ACCOUNTS
COMPTES NATIONAUX

Veränderung des Bruttoinlandsprodukts (Volumenindex 1990=100) 9
 Changes in gross domestic product, volume index 1990=100
 Evolution du produit interieur brut– indice de volume 1990=100

ARBEITSLOSIGKEIT
UNEMPLOYMENT
CHÔMAGE

Arbeitslosenquoten insgesamt – saisonbereinigt 11
 Unemployment rates total – seasonally adjusted
 Taux de chômage total – désaisonné

INDUSTRIELLE PRODUKTION
INDUSTRIAL PRODUCTION
PRODUCTION INDUSTRIELLE

Industrielle Produktion – Industrie insgesamt (ohne Baugewerbe) – Trend – 1990=100 14
 Industrial production – Total industry (excluding construction) –Trend – 1990=100
 Production industrielle – Ensemble de l'industrie sans bâtiment– tendance – 1990=100

VERBRAUCHERPREISINDEX
CONSUMER PRICES INDICES
INDICES DES PRIX À LA CONSOMMATION

Verbraucherpreisindizes – Gesamtindex – T/T–12 % 18
 Consumer prices indices – General index – T/T–12 %
 Indices des prix à la consommation – Indice général – T/T–12 %

WECHSELKURS
EXCHANGE RATES
TAUX DE CHANGE

Wechselkurs (Durchschnitt) 1 ECU = ... 22
 Exchange rate (mean) 1 ECU = ...
 Taux de change (moyenne) 1 ECU = ...

Wechselkurs (Durchschnitt) 1 USD = ... 22
 Exchange rate (mean) 1 USD = ...
 Taux de change (moyenne) 1 USD = ...



Volkswirtschaftliche Gesamtrechnungen
National accounts
Comptes nationaux

| | | |
|-------------|--|----|
| 01 | VOLKSWIRTSCHAFTLICHE GESAMTRECHNUNGEN NATIONAL ACCOUNTS COMPTES NATIONAUX | |
| 0101 | Bruttoinlandsprodukt – Mrd ECU 1990 Gross domestic product – Bn ECU 1990 Produit intérieur brut – Mrd ECU 1990 | 31 |
| 0102 | Veränderung des Bruttoinlandsprodukts – Volumen (T/T–1 %) Changes in gross domestic product – volume terms (T/T–1 %) Evolution du produit intérieur brut – volume (T/T–1 %) | 31 |
| 0103 | Inländischer privater Verbrauch – Mrd ECU 1990 Private national consumption – Bn ECU 1990 Consommation nationale privée – Mrd ECU 1990 | 32 |
| 0104 | Veränderung des inländischen privaten Verbrauchs – Volumen (T/T–1 %) Changes in private national consumption – volume terms (T/T–1 %) Evolution de la consommation nationale privée – volume (T/T–1 %) | 32 |
| 0105 | Staatsverbrauch – Mrd ECU 1990 Consumption of general government – Bn ECU 1990 Consommation des administrations publiques – Mrd ECU 1990 | 33 |
| 0106 | Veränderung des Staatsverbrauchs – Volumen (T/T–1 %) Changes in the consumption of general government – volume terms (T/T–1 %) Evolution de la consommation des administrations publiques – volume (T/T–1 %) | 33 |
| 0107 | Bruttoanlageinvestitionen – Mrd ECU 1990 Gross fixed capital formation – Bn ECU 1990 Formation brute de capital fixe – Mrd ECU 1990 | 34 |
| 0108 | Veränderung der Bruttoanlageinvestitionen – Volumen (T/T–1 %) Changes in gross fixed capital formation – volume terms (T/T–1 %) Evolution de la formation brute de capital fixe – volume (T/T–1 %) | 34 |
| 0109 | Bestandsveränderungen und statistische Abweichungen – Mio ECU 1990 Changes in stocks and statistical discrepancies – Mio ECU 1990 Variations de stocks et divergences statistiques – Mio ECU 1990 | 35 |
| 0110 | Bestandsveränderungen und statistische Abweichungen – Volumen (T/T–1 %) Changes in stocks and statistical discrepancies – volume terms (T/T–1 %) Variations de stocks et divergences statistiques – volume (T/T–1 %) | 35 |
| 0111 | Ausfuhr von Waren und Dienstleistungen – Mio ECU 1990 Exports of goods and services – Mio ECU 1990 Exportations de biens et services – Mio ECU 1990 | 36 |
| 0112 | Veränderung der Ausfuhr von Waren und Dienstleistungen – Volumen (T/T–1 %) Changes in exports of goods and services – volume terms (T/T–1 %) Evolution des exportations de biens et services – volume (T/T–1 %) | 36 |

| | | |
|-------------|---|----|
| 0113 | Außenhandels saldo – Mrd ECU 1990 External trade balance – Bn ECU 1990 Solde du commerce extérieur – Mrd ECU 1990 | 37 |
| 0114 | Außenhandels saldo – Volumen – % des BIP External trade balance – volume terms – % of GDP Solde du commerce extérieur – volume – % du PIB | 37 |
| 0115 | Impliziter Deflator des Bruttoinlandsprodukts 1990 = 100 – ECU Implicit deflator of gross domestic product – 1990 = 100 – ECU Deflateur implicite du produit intérieur brut – 1990 = 100 – ECU | 38 |
| 0116 | Impliziter Deflator des Bruttoinlandsprodukts 1990 = 100 (nationale Währung) Implicit deflator of gross domestic product 1990 = 100 (national currency) Deflateur implicite du produit intérieur brut 1990 = 100 (monnaie nationale) | 38 |
| 0117 | Veränderung des impliziten Deflators des Bruttoinlandsprodukts – ECU Changes in the implicit deflator of gross domestic product – ECU Evolution du deflateur implicite du produit intérieur brut – ECU | 39 |
| 0118 | Veränderung des impliziten Deflators des Bruttoinlandsprodukts (nationale Währung) Changes in the implicit deflator of gross domestic product (national currency) Evolution du deflateur implicite du produit intérieur brut (monnaie nationale) | 39 |
| 0119 | Impliziter Deflator des inländischen privaten Verbrauchs – ECU – 1990 = 100 Implicit deflator of private national consumption – ECU – 1990 = 100 Deflateur implicite de la consommation nationale privée – ECU – 1990 = 100 | 40 |
| 0120 | Impliziter Deflator des inländischen privaten Verbrauchs (nationale Währung) (T/T–1 %) Implicit deflator of private national consumption (national currency) (T/T–1 %) Deflateur implicite de la consommation nationale privée (monnaie nationale) (T/T–1 %) | 40 |
| 0121 | Veränderung des impliziten Deflators des inländischen privaten Verbrauchs – ECU (T/T–1 %) Changes in the implicit deflator of private national consumption – ECU (T/T–1 %) Evolution du deflateur implicite de la consommation nationale privée – ECU (T/T–1 %) | 41 |
| 0122 | Veränderung des impliziten Deflators des inländischen privaten Verbrauchs (nationale Währung) Changes in the implicit deflator of private national consumption (national currency) Evolution du deflateur implicite de la consommation nationale privée (monnaie nationale) | 41 |



Beschäftigung
Employment
Emploi

| | | |
|-------------|--|----|
| 02 | BESCHÄFTIGUNG EMPLOYMENT EMPLOI | |
| 0201 | Gesamtbevölkerung – 1000 Total population – 1000 Population totale – 1000 | 45 |
| 0202 | Zivile Erwerbspersonen insgesamt – 1000 Civilian labour force – 1000 Population active civile totale – 1000 | 45 |
| 0203 | Zivile Erwerbstätige insgesamt – 1000 Civilian employment – 1000 Emploi civil total – 1000 | 45 |
| 0204 | Zivile Arbeitnehmer insgesamt – 1000 Number of civilian employees – 1000 Emploi civil salarié total – 1000 | 46 |
| 0205 | Arbeitnehmer Landwirtschaft – 1000 Number of employees in agriculture – 1000 Emploi salarié agriculture – 1000 | 46 |
| 0206 | Arbeitnehmer Industrie – 1000 Number of employees in industry – 1000 Emploi salarié industrie – 1000 | 46 |
| 0207 | Arbeitnehmer Dienstleistungen – 1000 Number of employees in services – 1000 Emploi salarié services – 1000 | 46 |
| 03 | ABHÄNGIG BESCHÄFTIGTE EMPLOYEES EMPLOI SALARIÉ | |
| 0301 | Industrie insgesamt (ohne Baugewerbe) – 1990 = 100 Total industry (excluding construction) – 1990 = 100 Ensemble de l'industrie sans bâtiment – 1990 = 100 | 47 |
| 0302 | Be- und verarbeitendes Gewerbe – 1990 = 100 Manufacturing – 1990 = 100 Industrie manufacturière – 1990 = 100 | 47 |

| | | |
|-------------|---|----|
| 04 | ABHÄNGIG BESCHÄFTIGTE NACH INDUSTRIE-HAUPTGRUPPEN EMPLOYEES BY INDUSTRIAL GROUPINGS EMPLOI SALARIE PAR REGROUPEMENTS INDUSTRIELS | |
| 0401 | Vorleistungsgüterindustrie – 1990 = 100 Intermediate goods industry – 1990 = 100 Industries des biens intermédiaires – 1990 = 100 | 48 |
| 0402 | Investitionsgüterindustrie – 1990 = 100 Capital goods industry – 1990 = 100 Industries des biens d'investissement – 1990 = 100 | 48 |
| 0403 | Industrie der dauerhaften Konsumgüter – 1990 = 100 Durable consumer goods industry – 1990 = 100 Industries des biens de consommation durables – 1990 = 100 | 49 |
| 0404 | Industrie der nichtdauerhaften Konsumgüter – 1990 = 100 Non-durable consumer goods industry – 1990 = 100 Industries des biens de consommation non durables – 1990 = 100 | 49 |
| 05 | ABHÄNGIG BESCHÄFTIGTE NACH AKTIVITÄTEN EMPLOYEES BY ACTIVITY EMPLOI SALARIÉ PAR ACTIVITÉ | |
| 0501 | Ernährungsgewerbe – 1990 = 100 Manufacture of food products and beverages – 1990 = 100 Industries alimentaires – 1990 = 100 | 50 |
| 0502 | Textilgewerbe – 1990 = 100 Manufacture of textiles – 1990 = 100 Industrie textile – 1990 = 100 | 50 |
| 0503 | Bekleidungsgewerbe – 1990 = 100 Manufacture of wearing apparel – 1990 = 100 Industrie de l'habillement et des fourrures – 1990 = 100 | 51 |
| 0504 | Chemische Industrie – 1990 = 100 Manufacture of chemicals and chemical products – 1990 = 100 Industrie chimique – 1990 = 100 | 51 |
| 0505 | Herstellung von Gummi- und Kunststoffwaren – 1990 = 100 Manufacture of rubber and plastic products – 1990 = 100 Industrie du caoutchouc et des plastiques – 1990 = 100 | 52 |
| 0506 | Metallerzeugung und -bearbeitung – 1990 = 100 Manufacture of basic metals – 1990 = 100 Métallurgie – 1990 = 100 | 52 |
| 0507 | Maschinenbau – 1990 = 100 Manufacture of machinery and equipment – 1990 = 100 Fabrication de machines et équipements – 1990 = 100 | 53 |
| 0508 | Herstellung von Geräten der Elektrizitätserzeugung, -verteilung u. ä. – 1990 = 100 Manufacture of electrical machinery and apparatus – 1990 = 100 Fabrication de machines et appareils électriques – 1990 = 100 | 53 |

| | | |
|-------------|---|----|
| 0509 | Fahrzeugbau – 1990 = 100 Manufacture of transport equipment – 1990 = 100 Fabrication de matériels de transport – 1990 = 100 | 54 |
| | Arbeitslosigkeit Unemployment Chômage | |
| 06 | ARBEITSLOSIGKEIT UNEMPLOYMENT CHÔMAGE | |
| 0601 | Arbeitslosenquoten insgesamt – saisonbereinigt Unemployment rates total – seasonally adjusted Taux de chômage total – désaisonné | 57 |
| 0602 | Arbeitslosenquoten Männer – saisonbereinigt Unemployment rates men – seasonally adjusted Taux de chômage hommes – désaisonné | 57 |
| 0603 | Arbeitslosenquoten Frauen – saisonbereinigt Unemployment rates women – seasonally adjusted Taux de chômage femmes – désaisonné | 58 |
| 0604 | Arbeitslosenquoten unter 25 Jahren alle Personen – saisonbereinigt Unemployment rates of persons under 25 years person – seasonally adjusted Taux de chômage moins de 25 ans total – désaisonné | 58 |
| 0605 | Arbeitslosenquoten Männer unter 25 Jahren – saisonbereinigt Unemployment rates of men under 25 years – seasonally adjusted Taux de chômage hommes moins de 25 ans désaisonné | 59 |
| 0606 | Arbeitslosenquoten Frauen unter 25 Jahren – saisonbereinigt Unemployment rates of women under 25 years – seasonally adjusted Taux de chômage femmes moins de 25 ans désaisonné | 59 |
| | Industrie Industry Industrie | |
| 07 | INDUSTRIELLE PRODUKTION INDUSTRIAL PRODUCTION PRODUCTION INDUSTRIELLE | |
| 0701 | Industrie insgesamt (ohne Baugewerbe) – 1990 = 100 Total industry (excluding construction) – 1990 = 100 Ensemble de l'industrie sans bâtiment – 1990 = 100 | 63 |
| 0702 | Be- und verarbeitendes Gewerbe – 1990 = 100 Manufacturing – 1990 = 100 Industrie manufacturière – 1990 = 100 | 63 |

| | | |
|-------------|--|----|
| 0703 | Baugewerbe – 1990 = 100 Construction – 1990 = 100 Construction – 1990 = 100 | 64 |
| 0704 | Industrie insgesamt– 1990 = 100 Total industry – 1990 = 100 Ensemble de l'industrie – 1990 = 100 | 64 |
| 08 | PRODUKTION NACH INDUSTRIE-HAUPTGRUPPEN PRODUCTION BY INDUSTRIAL GROUPINGS PRODUCTION PAR REGROUPEMENTS INDUSTRIELS | |
| 0801 | Vorleistungsgüterindustrie – 1990 = 100 Intermediate goods industry – 1990 = 100 Industries des biens intermédiaires – 1990 = 100 | 65 |
| 0802 | Investitionsgüterindustrie – 1990 = 100 Capital goods industry – 1990 = 100 Industries des biens d'investissement – 1990 = 100 | 65 |
| 0803 | Gebrauchsgüterindustrie – 1990 = 100 Durable consumer goods industry – 1990 = 100 Industries des biens de consommation durables – 1990 = 100 | 66 |
| 0804 | Verbrauchsgüterindustrie– 1990 = 100 Non-durable consumer goods industry – 1990 = 100 Industries des biens de consommation non durables – 1990 = 100 | 66 |
| 09 | PRODUKTION NACH AKTIVITÄTEN PRODUCTION BY ACTIVITY PRODUCTION PAR ACTIVITÉ | |
| 0901 | Ernährungsgewerbe – 1990 = 100 Manufacture of food products and beverages – 1990 = 100 Industries alimentaires – 1990 = 100 | 67 |
| 0902 | Textilgewerbe – 1990 = 100 Manufacture of textiles – 1990 = 100 Industrie textile – 1990 = 100 | 67 |
| 0903 | Bekleidungsgewerbe – 1990 = 100 Manufacture of wearing apparel – 1990 = 100 Industrie de l'habillement et des fourrures – 1990 = 100 | 68 |
| 0904 | Ledergewerbe – 1990 = 100 Tanning and dressing of leather – 1990 = 100 Industrie du cuir et de la chaussure – 1990 = 100 | 68 |
| 0905 | Papiergewerbe – 1990 = 100 Manufacture of pulp, paper and paper products – 1990 = 100 Industrie du papier et du carton – 1990 = 100 | 69 |
| 0906 | Chemische Industrie – 1990 = 100 Manufacture of chemicals and chemical products – 1990 = 100 Industrie chimique – 1990 = 100 | 69 |

| | | |
|-------------|---|----|
| 0907 | Herstellung von Gummi- und Kunststoffwaren – 1990 = 100 Manufacture of rubber and plastic products – 1990 = 100 Industrie du caoutchouc et des plastiques – 1990 = 100 | 70 |
| 0908 | Metallerzeugung und –bearbeitung – 1990 = 100 Manufacture of basic metals – 1990 = 100 Métallurgie – 1990 = 100 | 70 |
| 0909 | Erzeugung von Roheisen, Stahl und Ferrolegerungen (EGKS) – 1990 = 100 Manufacture of basic iron and steel (ECSC) – 1990 = 100 Sidérurgie (CECA) – 1990 = 100 | 71 |
| 0910 | Maschinenbau – 1990 = 100 Manufacture of machinery and equipment – 1990 = 100 Fabrication de machines et équipements – 1990 = 100 | 71 |
| 0911 | Herstellung von Geräten der Elektrizitätserzeugung, –verteilung u. ä. – 1990 = 100 Manufacture of electrical machinery and apparatus – 1990 = 100 Fabrication de machines et appareils électriques – 1990 = 100 | 72 |
| 0912 | Fahrzeugbau – 1990 = 100 Manufacture of transport equipment – 1990 = 100 Fabrication de matériels de transport – 1990 = 100 | 72 |
| 0913 | Energieversorgung – 1990 = 100 Electricity, gas, steam and hot water supply – 1990 = 100 Production et distribution d'électricité, de gaz et de chaleur – 1990 = 100 | 73 |
| 10 | INDUSTRIELLER ERZEUGERPREISINDEX INDUSTRIAL PRODUCER PRICE INDEX INDICE DES PRIX À LA PRODUCTION INDUSTRIELLE | |
| 1001 | Industrie insgesamt (ohne Baugewerbe) – 1990 = 100 Total industry (excluding construction) – 1990 = 100 Ensemble de l'industrie sans bâtiment – 1990 = 100 | 74 |
| 1002 | Be- und verarbeitendes Gewerbe – 1990 = 100 Manufacturing – 1990 = 100 Industrie manufacturière – 1990 = 100 | 74 |
| 1003 | Vorleistungsgüterindustrie – 1990 = 100 Intermediate goods industry – 1990 = 100 Industries des biens intermédiaires – 1990 = 100 | 75 |
| 1004 | Investitionsgüterindustrie – 1990 = 100 Capital goods industry – 1990 = 100 Industries des biens d'investissement – 1990 = 100 | 75 |
| 1005 | Gebrauchsgüterindustrie – 1990 = 100 Durable consumer goods industry – 1990 = 100 Industries des biens de consommation durables – 1990 = 100 | 76 |
| 1006 | Verbrauchsgüterindustrie – 1990 = 100 Non-durable consumer goods industry – 1990 = 100 Industries des biens de consommation non durables – 1990 = 100 | 76 |

| | | |
|-------------|---|----|
| 1007 | Ernährungsgewerbe – 1990 = 100 Manufacture of food products and beverages – 1990 = 100 Industries alimentaires – 1990 = 100 | 77 |
| 1008 | Textilgewerbe – 1990 = 100 Manufacture of textiles – 1990 = 100 Industrie textile – 1990 = 100 | 77 |
| 1009 | Bekleidungsgewerbe – 1990 = 100 Manufacture of wearing apparel – 1990 = 100 Industrie de l'habillement et des fourrures – 1990 = 100 | 78 |
| 1010 | Ledergewerbe – 1990 = 100 Tanning and dressing of leather – 1990 = 100 Industrie du cuir et de la chaussure – 1990 = 100 | 78 |
| 1011 | Papiergewerbe – 1990 = 100 Manufacture of pulp, paper and paper products – 1990 = 100 Industrie du papier et du carton – 1990 = 100 | 79 |
| 1012 | Chemische Industrie – 1990 = 100 Manufacture of chemicals and chemical products – 1990 = 100 Industrie chimique – 1990 = 100 | 79 |
| 1013 | Herstellung von Gummi- und Kunststoffwaren – 1990 = 100 Manufacture of rubber and plastic products – 1990 = 100 Industrie du caoutchouc et des plastiques – 1990 = 100 | 80 |
| 1014 | Metallerzeugung und –bearbeitung – 1990 = 100 Manufacture of basic metals – 1990 = 100 Métallurgie – 1990 = 100 | 80 |
| 1015 | Erzeugung von Roheisen, Stahl und Ferrolegerungen (EGKS) – 1990 = 100 Manufacture of basic iron and steel (ECSC) – 1990 = 100 Sidérurgie (CECA) – 1990 = 100 | 81 |
| 1016 | Maschinenbau – 1990 = 100 Manufacture of machinery and equipment – 1990 = 100 Fabrication de machines et équipements – 1990 = 100 | 81 |
| 1017 | Herstellung von Geräten der Elektrizitätserzeugung, –verteilung u. ä. – 1990 = 100 Manufacture of electrical machinery and apparatus – 1990 = 100 Fabrication de machines et appareils électriques – 1990 = 100 | 82 |
| 1018 | Fahrzeugbau – 1990 = 100 Manufacture of transport equipment – 1990 = 100 Fabrication de matériels de transport – 1990 = 100 | 82 |
| 1019 | Energieversorgung – 1990 = 100 Electricity, gas, steam and hot water supply – 1990 = 100 Production et distribution d'électricité, de gaz et de chaleur – 1990 = 100 | 83 |

| | | |
|-------------|--|----|
| 11 | LÖHNE WAGES AND SALARIES SALAIRES | |
| 1101 | Stundenlöhne Industrie – nominal 1990 = 100 Hourly wages industry – nominal 1990 = 100 Salaires horaires industrie – nominaux 1990 = 100 | 84 |
| 1102 | Stundenlöhne Industrie – real 1990 = 100 Hourly wages industry – in real terms 1990 = 100 Salaires horaires industrie – réels 1990 = 100 | 84 |
| | Energie Energy Energie | |
| 12 | ENERGIE ENERGY ENERGIE | |
| 1201 | Steinkohleförderung – 1000 t Coal production – 1000 t Houille – production – 1000 t | 87 |
| 1202 | Naturgasgewinnung – TJ Natural gas production – TJ Gaz naturel – production – TJ | 87 |
| 1203 | Rohölförderung– 1000 t Crude oil production – 1000 t Pétrole brut – production – 1000 t | 88 |
| 1204 | Rohölverarbeitung in Raffinerien – 1000 t Crude oil treated in refineries – 1000 t Pétrole brut traité dans les raffineries – 1000 t | 88 |
| 1205 | Rohöl und Erdölerzeugnisse insgesamt Verbrauch – 1000 t Crude oil und petroleum products consumption– 1000 t Pétrole brut et produits pétroliers consommation – 1000 t | 89 |
| 1206 | Elektrizität–Nettoerzeugung insgesamt – GWh Electricity – Total net production – GWh Electricité – production nette totale – GWh | 89 |
| 1207 | Kernenergieerzeugung – TJ Nuclear energy production – TJ Energie nucléaire – production – TJ | 90 |
| 1208 | Bruttoinlandsverbrauch (alle Erzeugnisse) – 1000 t RÖE Gross inland consumption (all products) –1000 TOE Consommation intérieure brute (tous produits) – 1000 TEP | 90 |

| | | |
|-------------|---|----|
| 1207 | Kernenergieerzeugung–förderung – TJ Nuclear energy production – TJ Energie nucléaire – production – TJ | 90 |
| 1208 | Bruttoinlandsverbrauch (alle Erzeugnisse) – 1000 t RÖE Gross inland consumption (all products) –1000 TOE Consommation intérieure brute (tous produits) – 1000 TEP | 90 |



Dienstleistungen
Services
Services

| | | |
|-------------|--|----|
| 13 | EINZELHANDEL RETAIL TRADE COMMERCE DE DÉTAIL | |
| 1301 | Absatzvolumen des Einzelhandels – 1990 = 100 – saisonbereinigt Volume of retail sales – 1990=100 – seasonally adjusted Volume des ventes dans le commerce de détail – 1990 = 100 – désaisonnalisé | 93 |
| 1302 | Absatzvolumen des Einzelhandels: Nahrungs–und Genussmittel – 1990 = 100 – saisonbereinigt Volume of retail sales: Food, beverages and tobacco 1990 = 100 – seasonally adjusted Volume des ventes: Alimentation, boissons, tabac –1990 = 100 – désaisonnalisé | 93 |
| 1303 | Absatzvolumen des Einzelhandels: Bekleidung, Schuhe – 1990 = 100 Volume of retail sales: Clothing and footwear – 1990 = 100 Volume des ventes: Habillement et chaussures –1990 = 100 | 94 |
| 1304 | Absatzvolumen des Einzelhandels: Haushaltsartikel – 1990 = 100 Volume of retail sales: Household equipment – 1990 = 100 Volume des ventes: Produits d'équipement du ménage – 1990 = 100 | 94 |
| 1305 | Erstzulassung von Privatfahrzeugen und Kombiwagen – 1990 = 100 First registration of private and commercial cars – 1990 = 100 Premières immatriculations des voitures particulières et commerciales – 1990 = 100 | 95 |
| 14 | TOURISMUS TOURISM TOURISME | |
| 1401 | Übernachtungen von inländischen Gästen in Hotels und ähnlichen Betrieben Nights of residents in hotels and similar establishments Nuitées des résidents dans les hotels et établissements assimilés | 96 |
| 1402 | Übernachtungen von nicht–inländischen Gästen in Hotels und ähnlichen Betrieben Nights of non–residents in hotels and similar establishments Nuitées des non–résidents dans les hotels et établissements assimilés | 96 |
| 1403 | Übernachtungen von inländischen Gästen in ergänzenden Beherbergungsbetrieben Nights of residents in supplementary accomodation establishments Nuitées des résidents dans établissements complémentaires | 97 |
| 1404 | Übernachtungen von nicht–inländischen Gästen in ergänzenden Beherbergungsbetrieben Nights of non–residents in supplementary accomodation establishments Nuitées des non–résidents dans établissements complémentaires | 97 |

Landwirtschaftliche Erzeugnisse
Agricultural products
Produits agricoles

| | | |
|-------------|--|-----|
| 15 | LANDWIRTSCHAFTLICHE ERZEUGNISSE AGRICULTURAL PRODUCTS PRODUITS AGRICOLES | |
| 1501 | Rind- und Kalbfleisch Schlachtungen – 1000 t Schlachtgewicht Beef and veal slaughterings – 1000 t carcass weight Viande bovine abattages – 1000 t poids carcasse | 101 |
| 1502 | Schweinefleisch Schlachtungen – 1000 t Schlachtgewicht Pork net slaughterings – 1000 t carcass weight Viande porcine abattages – 1000t poids carcasse | 101 |
| 1503 | Molkereibutter Erzeugung – 1000 t Dairy butter production – 1000 t Beurre de laiterie production – 1000 t | 102 |
| 1504 | Molkereibutter Lagerbestände – 1000 t Dairy butter stocks – 1000 t Beurre de laiterie stocks – 1000 t | 102 |
| 1505 | Magermilchpulver Erzeugung – 1000 t Skimmed milk powder production – 1000 t Lait écrémé en poudre production – 1000 t | 103 |
| 1506 | Magermilchpulver Lagerbestände – 1000 t Skimmed milk powder stocks – 1000 t Lait écrémé en poudre stocks – 1000 t | 103 |
| | Außenhandel External trade Commerce extérieur | |
| 16 | AUßENHANDEL EXTERNAL TRADE COMMERCE EXTÉRIEUR | |
| 1601 | Ausfuhren insgesamt – Mio ECU Total exports – Mio ECU Exportations totales – Mio ECU | 106 |
| 1602 | Einfuhren insgesamt – Mio ECU Total imports – Mio ECU Importations totales – Mio ECU | 106 |

| | | |
|-------------|--|-----|
| 1603 | Handelsbilanz – Mio ECU Total trade balances – Mio ECU Balances commerciales totales – Mio ECU | 107 |
| 17 | INTRA-EU HANDEL INTRA-EU TRADE COMMERCE INTRA-UE | |
| 1701 | Intra-EU Versendungen – Mio ECU Intra-EU dispatches – Mio ECU Expéditions intra-UE – Mio ECU | 108 |
| 1702 | Intra-EU Eingänge – Mio ECU Intra-EU arrivals – Mio ECU Arrivées intra-UE – Mio ECU | 108 |
| 1703 | Intra-EU Handelsbilanz – Mio ECU Intra-EU trade balances – Mio ECU Balances commerciales intra-UE – Mio ECU | 109 |
| 18 | EXTRA-EU HANDEL EXTRA-EU TRADE COMMERCE EXTRA-UE | |
| 1801 | Extra-EU Ausfuhren – Mio ECU Extra-EU exports – Mio ECU Exportations extra-UE – Mio ECU | 110 |
| 1802 | Extra-EU Einfuhren – Mio ECU Extra-EU imports – Mio ECU Importations extra-UE – Mio ECU | 110 |
| 1803 | Extra-EU Handelsbilanz – Mio ECU Extra-EU trade balances – Mio ECU Balances commerciales extra-UE – Mio ECU | 111 |
| 19 | AUSSENHANDEL NACH PARTNERLÄNDERN EXTERNAL TRADE BY PARTNER COUNTRY COMMERCE EXTÉRIEUR PAR PAYS PARTENAIRE | |
| 1901 | Ausfuhren nach USA – Mio ECU Exports to USA – Mio ECU Exportations vers les USA – Mio ECU | 112 |
| 1902 | Einfuhren aus den USA – Mio ECU Imports from USA – Mio ECU Importations depuis les USA – Mio ECU | 112 |

| | | |
|-------------|---|-----|
| 1903 | Ausfuhren nach Japan – Mio ECU Exports to Japan – Mio ECU Exportations vers le Japon – Mio ECU | 113 |
| 1904 | Einfuhren aus Japan – Mio ECU Imports from Japan – Mio ECU Importations depuis le Japon – Mio ECU | 113 |
| 1905 | Ausfuhren in die Mittelmeerländer – Mio ECU Exports to Mediterranean Basin countries – Mio ECU Exportations vers les pays du bassin méditerranéen – Mio ECU | 114 |
| 1906 | Einfuhren aus den Mittelmeerländern – Mio ECU Imports from Mediterranean Basin countries – Mio ECU Importations depuis les pays du bassin méditerranéen | 114 |
| 1907 | Ausfuhren in die OPEC–Staaten – Mio ECU Exports to OPEC countries – Mio ECU Exportations vers les pays de l'OPEP | 115 |
| 1908 | Einfuhren aus den OPEC–Staaten – Mio ECU Imports from OPEC countries – Mio ECU Importations depuis les pays de l'OPEP | 115 |
| 1909 | Ausfuhren in die NIC – Mio ECU Exports to the NIC – Mio ECU Exportations vers les NPI | 116 |
| 1910 | Einfuhren aus den NIC – Mio ECU Imports from the NIC – Mio ECU Importations depuis les NPI | 116 |
| 1911 | Ausfuhren in die AKP–Staaten – Mio ECU Exports to the ACP countries – Mio ECU Exportations vers les pays ACP | 117 |
| 1912 | Einfuhren aus den AKP–Staaten – Mio ECU Imports from the ACP countries – Mio ECU Importations depuis les pays ACP | 117 |
| 1913 | Ausfuhren in die Lateinamerikanischen Staaten – Mio ECU Exports to Latin America countries – Mio ECU Exportations vers les pays d'Amérique latine | 118 |
| 1914 | Einfuhren aus den Lateinamerikanischen Staaten – Mio ECU Imports from Latin America countries – Mio ECU Importations depuis les pays d'Amérique latine | 118 |

| | | |
|-------------|---|-----|
| 1915 | Ausfuhren in die MOEL – Mio ECU Exports to the PECO – Mio ECU Exportations vers les PECO | 119 |
| 1916 | Einfuhren aus den MOEL – Mio ECU Imports from the PECO – Mio ECU Importations depuis les PECO | 119 |
| 20 | HANDEL NACH WAREN TRADE BY PRODUCT COMMERCE PAR PRODUIT | |
| 2001 | Nahrungs- und Genussmittel CTCl 0+1 Versendungen – Mio ECU Food, drink and tobacco CTCl 0+1 Dispatches – Mio ECU Produits alimentaires, boissons et tabacs CTCl 0+1 Expéditions – Mio ECU | 120 |
| 2002 | Nahrungs- und Genussmittel CTCl 0+1 Eingänge – Mio ECU Food, drink and tobacco CTCl 0+1 Arrivals – Mio ECU Produits alimentaires, boissons et tabacs CTCl 0+1 Arrivées – Mio ECU | 120 |
| 2003 | Nahrungs- und Genussmittel CTCl 0+1 Ausfuhren – Mio ECU Food, drink and tobacco CTCl 0+1 Exports – Mio ECU Produits alimentaires, boissons et tabacs CTCl 0+1 Exportations – Mio ECU | 121 |
| 2004 | Nahrungs- und Genussmittel CTCl 0+1 Einfuhren – Mio ECU Food, drink and tobacco CTCl 0+1 Imports – Mio ECU Produits alimentaires, boissons et tabacs CTCl 0+1 Importations – Mio ECU | 121 |
| 2005 | Rohstoffe CTCl 2+4 Versendungen – Mio ECU Raw materials CTCl 2+4 Dispatches – Mio ECU Matières premières CTCl 2+4 Expéditions – Mio ECU | 122 |
| 2006 | Rohstoffe CTCl 2+4 Eingänge – Mio ECU Raw materials CTCl 2+4 Arrivals – Mio ECU Matières premières CTCl 2+4 Arrivées – Mio ECU | 122 |
| 2007 | Rohstoffe CTCl 2+4 Ausfuhren – Mio ECU Raw materials CTCl 2+4 Exports – Mio ECU Matières premières CTCl 2+4 Exportations – Mio ECU | 123 |
| 2008 | Rohstoffe CTCl 2+4 Einfuhren – Mio ECU Raw materials CTCl 2+4 Imports – Mio ECU Matières premières CTCl 2+4 Importations – Mio ECU | 123 |
| 2009 | Energie CTCl 3 Versendungen – Mio ECU Energy CTCl 3 Dispatches – Mio ECU Energie CTCl 3 Expéditions – Mio ECU | 124 |
| 2010 | Energie CTCl 3 Eingänge – Mio ECU Energy CTCl 3 Arrivals – Mio ECU Energie CTCl 3 Arrivées – Mio ECU | 124 |

| | | |
|-------------|---|-----|
| 2011 | Energie CTCI 3 Ausfuhren – Mio ECU Energy CTCI 3 Exports – Mio ECU Energie CTCI 3 Exportations – Mio ECU | 125 |
| 2012 | Energie CTCI 3 Einfuhren – Mio ECU Energy CTCI 3 Imports – Mio ECU Energie CTCI 3 Importations – Mio ECU | 125 |
| 2013 | Chemische Erzeugnisse CTCI 5 Versendungen – Mio ECU Chemicals CTCI 5 Dispatches – Mio ECU Produits chimiques CTCI 5 Expéditions – Mio ECU | 126 |
| 2014 | Chemische Erzeugnisse CTCI 5 Eingänge – Mio ECU Chemicals CTCI 5 Arrivals – Mio ECU Produits chimiques CTCI 5 Arrivées – Mio ECU | 126 |
| 2015 | Chemische Erzeugnisse CTCI 5 Ausfuhren – Mio ECU Chemicals CTCI 5 Exports – Mio ECU Produits chimiques CTCI 5 Exportations – Mio ECU | 127 |
| 2016 | Chemische Erzeugnisse CTCI 5 Einfuhren – Mio ECU Chemicals CTCI 5 Imports – Mio ECU Produits chimiques CTCI 5 Importations – Mio ECU | 127 |
| 2017 | Maschinen und Fahrzeuge CTCI 7 Versendungen – Mio ECU Machinery and transport equipment CTCI 7 Dispatches – Mio ECU Machines et matériels de transport CTCI 7 Expéditions – Mio ECU | 128 |
| 2018 | Maschinen und Fahrzeuge CTCI 7 Eingänge – Mio ECU Machinery and transport equipment CTCI 7 Arrivals – Mio ECU Machines et matériels de transport CTCI 7 Arrivées – Mio ECU | 128 |
| 2019 | Maschinen und Fahrzeuge CTCI 7 Ausfuhren – Mio ECU Machinery and transport equipment CTCI 7 Exports – Mio ECU Machines et matériels de transport CTCI 7 Exportations – Mio ECU | 129 |
| 2020 | Maschinen und Fahrzeuge CTCI 7 Einfuhren – Mio ECU Machinery and transport equipment CTCI 7 Imports – Mio ECU Machines et matériels de transport CTCI 7 Importations – Mio ECU | 129 |
| 2021 | Andere verschiedene Fertigwaren CTCI 6+8 Versendungen – Mio ECU Other manufactured articles CTCI 6+8 Dispatches – Mio ECU Autres articles manufacturés CTCI 6+8 Expéditions – Mio ECU | 130 |
| 2022 | Andere verschiedene Fertigwaren CTCI 6+8 Eingänge – Mio ECU Other manufactured articles CTCI 6+8 Arrivals – Mio ECU Autres articles manufacturés CTCI 6+8 Arrivées – Mio ECU | 130 |

| | | |
|-------------|--|-----|
| 2023 | Andere verschiedene Fertigwaren CTCl 6+8 Ausfuhren – Mio ECU Other manufactured articles CTCl 6+8 Exports – Mio ECU Autres articles manufacturés CTCl 6+8 Exportations – Mio ECU | 131 |
| 2024 | Andere verschiedene Fertigwaren CTCl 6+8 Einfuhren – Mio ECU Other manufactured articles CTCl 6+8 Imports – Mio ECU Autres articles manufacturés CTCl 6+8 Importations – Mio ECU | 131 |



Verbraucherpreise
Consumer prices
Prix à la consommation

| | | |
|-------------|---|-----|
| 21 | HARMONISIERTE VERBRAUCHERPREISINDIZES HARMONIZED INDICES OF CONSUMER PRICES INDICES HARMONISÉS DES PRIX À LA CONSOMMATION | |
| 2101 | Gesamtindex – 1996 = 100 Hicp (all-items index) – 1996 = 100 Indice d'ensemble – 1996 = 100 | 135 |
| 2102 | Nahrungsmittel und Alkoholfreie Getränke – 1996 = 100 Food and non-alcoholic beverages – 1996 = 100 Produits alimentaires et boissons non alcoolisées – 1996 = 100 | 135 |
| 2103 | Alkoholische Getränke und Tabak – 1996 = 100 Alcoholic beverages and tobacco – 1996 = 100 Boissons alcoolisées et tabac – 1996 = 100 | 136 |
| 2104 | Bekleidung und Schuhe – 1996 = 100 Clothing and footwear – 1996 = 100 Articles d'habillement et articles chaussants – 1996 = 100 | 136 |
| 2105 | Wohnung, Wasser, Elektrizität, Gas und andere Brennstoffe – 1996 = 100 Housing, water, electricity, gas and other fuels – 1996 = 100 Logement, eau, électricité, gaz et autres combustibles – 1996 = 100 | 137 |
| 2106 | Hausrat und laufende Instandhaltung des Hauses – 1996 = 100 Furnishings, household equipment and maintenance of the house – 1996 = 100 Ameublement, équipement ménager et entretien courant de la maison – 1996 = 100 | 137 |
| 2107 | Gesundheitspflege – 1996 = 100 Health – 1996 = 100 Santé – 1996 = 100 | 138 |
| 2108 | Verkehr – 1996 = 100 Transport – 1996 = 100 Transports – 1996 = 100 | 138 |

| | | |
|-------------|--|-----|
| 2109 | Nachrichtenübermittlung – 1996 = 100 Communications – 1996 = 100 Communications – 1996 = 100 | 139 |
| 2110 | Freizeit und Kultur – 1996 = 100 Recreation and culture – 1996 = 100 Loisirs et culture – 1996 = 100 | 139 |
| 2111 | Bildungswesen – 1996 = 100 Education – 1996 = 100 Enseignement – 1996 = 100 | 140 |
| 2112 | Hotels, Cafés und Restaurants – 1996 = 100 Hotels, cafes and restaurants – 1996 = 100 Hotels, cafés et restaurants – 1996 = 100 | 140 |
| 2113 | Verschiedene Waren und Dienstleistungen – 1996 = 100 Miscellaneous goods and services – 1996 = 100 Autres biens et services – 1996 = 100 | 141 |
| | Agrarpreisindizes Indices of agricultural prices Indices des prix agricoles | |
| 22 | ERZEUGERPREISE LANDWIRTSCHAFTLICHER PRODUKTE PRODUCER PRICES OF AGRICULTURAL PRODUCTS PRIX À LA PRODUCTION DE PRODUITS AGRICOLES | |
| 2201 | Output insgesamt – 1990 = 100 Output total – 1990 = 100 Output total – 1990 = 100 | 145 |
| 2202 | Pflanzliche Erzeugnisse – 1990 = 100 Crop products – 1990 = 100 Produits végétaux – 1990 = 100 | 145 |
| 2203 | Tiere und tierische Erzeugnisse – 1990 = 100 Animals and animal products – 1990 = 100 Animaux et produits animaux – 1990 = 100 | 146 |
| 23 | EINKAUFSPREISE LANDWIRTSCHAFTLICHER BETRIEBSMITTEL PURCHASE PRICES OF THE MEANS OF AGRICULTURAL PRODUCTION PRIX D'ACHAT DES MOYENS DE PRODUCTION | |
| 2301 | Input insgesamt (I+II) – 1990 = 100 Input total (I+II) – 1990 = 100 Input total (I+II) – 1990 = 100 | 147 |
| 2302 | Waren und Dienstleistungen des laufenden landwirtschaftlichen Verbrauchs (I) – 1990 = 100 Goods and services currently consumed in agriculture (I) – 1990 = 100 Biens et services de consommation courante de l'agriculture (I) – 1990 = 100 | 147 |

| | | |
|-------------|--|-----|
| 2303 | Waren und Dienstleistungen landwirtschaftlicher Investitionen (II) – 1990 = 100 Goods and services contributing to agricultural investment (II) – 1990 = 100 Biens et services concourant aux investissements de l'agriculture (II) – 1990 = 100 | 148 |
| | Finanzstatistiken Financial statistics Statistiques financières | |
| 24 | WECHSELKURS EXCHANGE RATES TAUX DE CHANGE | |
| 2401 | Wechselkurs (Durchschnitt) 1 ECU = ... Exchange rate (mean) 1 ECU = ... Taux de change (moyenne) 1 ECU = ... | 151 |
| 2402 | Wechselkurs (Durchschnitt) 1 SZR = ... Exchange rate (mean) 1 SDR = ... Taux de change (moyenne) 1 DTS = ... | 151 |
| 2403 | Wechselkurs (Durchschnitt) 1 USD = ... Exchange rate (mean) 1 USD = ... Taux de change (moyenne) 1 USD = ... | 152 |
| 2404 | Index der effektiven Wechselkurse (Durchschnitt) – 1990 = 100 Index of effective exchange rates (mean) – 1990 = 100 Indice des taux de change effectifs (moyenne) – 1990 = 100 | 152 |
| 25 | ZINSSÄTZE INTEREST RATES TAUX D'INTÉRÊT | |
| 2501 | Tagesgeldsatz (Durchschnitt) – % Day-to-day money rate (mean) – % Taux de l'argent au jour le jour (moyenne) – % | 153 |
| 2502 | Zentralbankdiskontsatz (Periodenende) – % Official discount rate (end of period) – % Taux de l'escompte officiel (fin de période) – % | 153 |
| 2503 | Zinssatz für Schatzwechsel, 3 Monate (Durchschnitt) – % Rate on 3-month treasury bills (mean) – % Taux des bons du trésor à 3 mois (moyenne) – % | 154 |

| | | |
|-------------|--|-----|
| 26 | GELDVOLUMEN MONETARY AGGREGATES AGRÉGATS MONÉTAIRES | |
| 2601 | Geldvolumen : M1 (Periodenende) (T/T-1 %) Money supply: M1 (end of period) (T/T-1 %) Disponibilités monétaires: M1 (fin de période) (T/T-1 %) | 154 |
| 2602 | Geldvolumen : M2/M3 (Periodenende) (T/T-1 %) Money supply: M2/M3 (end of period) (T/T-1 %) Disponibilités monétaires: M2/M3 (fin de période) (T/T-1 %) | 154 |
| 27 | AKTIENKURSE UND RENDITE SHARE PRICES AND YIELDS COURS DES ACTIONS ET RENDEMENTS | |
| 2701 | Aktienrenditen (Durchschnitt) – % Yield on shares (mean) – % Rendement des actions (moyenne) – % | 156 |
| 2702 | Aktienkursindex (Durchschnitt) 1985 = 100 Index of share prices (mean) 1985 = 100 Indice du cours des actions (moyenne) 1985 = 100 | 156 |
| 2703 | Anleihen des öffentlichen Sektors, Rendite – % Yield on fixed interest government bonds – % Obligations du secteur public, rendement – % | 157 |
| 2704 | Anleihen des privaten Sektors, Rendite – % Yield on fixed interest private sector bonds – % Obligations du secteur privé, rendement – % | 157 |
| | Zahlungsbilanz Balance of payments Balance des paiements | |
| 28 | ZAHLUNGSBILANZ BALANCE OF PAYMENTS BALANCE DES PAIEMENTS | |
| 2801 | Waren – Einnahmen – Mio ECU Goods – credit – Mio ECU Biens – crédit – Mio ECU | 161 |
| 2802 | Waren – Ausgaben – Mio ECU Goods – debit – Mio ECU Biens – débit – Mio ECU | 161 |
| 2803 | Waren – Saldo – Mio ECU Goods – net – Mio ECU Biens – solde – Mio ECU | 161 |

| | | |
|-------------|--|-----|
| 2804 | Dienstleistungen – Einnahmen – Mio ECU Services – credit – Mio ECU Services – crédit – Mio ECU | 162 |
| 2805 | Dienstleistungen – Ausgaben – Mio ECU Services – debit – Mio ECU Services – débit – Mio ECU | 162 |
| 2806 | Dienstleistungen – Saldo – Mio ECU Services – net – Mio ECU Services – solde – Mio ECU | 162 |
| 2807 | Verkehr – Einnahmen – Mio ECU Transport – credit – Mio ECU Transport – crédit – Mio ECU | 163 |
| 2808 | Verkehr – Ausgaben – Mio ECU Transport – debit – Mio ECU Transport – débit – Mio ECU | 163 |
| 2809 | Verkehr – Saldo – Mio ECU Transport – net – Mio ECU Transport – solde – Mio ECU | 163 |
| 2810 | Reisen – Einnahmen – Mio ECU Travel – credit – Mio ECU Voyages – crédit – Mio ECU | 164 |
| 2811 | Reisen – Ausgaben – Mio ECU Travel – debit – Mio ECU Voyages – débit – Mio ECU | 164 |
| 2812 | Reisen – Saldo – Mio ECU Travel – net – Mio ECU Voyages – solde – Mio ECU | 164 |
| 2813 | Sonstige Dienstleistungen – Einnahmen – Mio ECU Other services – credit – Mio ECU Autres services – crédit – Mio ECU | 165 |
| 2814 | Sonstige Dienstleistungen – Ausgaben – Mio ECU Other services – debit – Mio ECU Autres services – débit – Mio ECU | 165 |
| 2815 | Sonstige Dienstleistungen – Saldo – Mio ECU Other services – net – Mio ECU Autres services – solde – Mio ECU | 165 |

| | | |
|-------------|---|-----|
| 2816 | Laufenden Posten – Einnahmen – Mio ECU Current account – credit – Mio ECU Compte courant – crédit – Mio ECU | 166 |
| 2817 | Laufenden Posten – Ausgaben – Mio ECU Current account – debit – Mio ECU Compte courant – débit – Mio ECU | 166 |
| 2818 | Laufenden Posten – Saldo – Mio ECU Capital account – net – Mio ECU Compte courant – solde – Mio ECU | 166 |

| | | |
|-------------|--|-----|
| 2819 | Direktinvestitionen – Saldo – Mio ECU Direct investment – net – Mio ECU Investissements directs – solde – Mio ECU | 167 |
| 2820 | Fehler und Auslassung – Saldo – Mio ECU Error and omissions – net – Mio ECU Erreurs et omissions – solde – Mio ECU | 167 |

Informationen zur Methodologie können bei folgenden Personen angefordert werden:
 Information on methodology can be obtained from the following persons:
 Des informations sur la méthodologie peuvent être obtenues auprès des personnes suivantes :

Volkswirtschaftliche Gesamtrechnungen
 National accounts
 Comptes nationaux

Gian-Luigi MAZZI (B6)

Beschäftigung
 Employment
 Emploi

Ana FRANCO (E1)
 Raffaella TURCI (D1)

Arbeitslosigkeit
 Unemployment
 Chômage

André PERSENAIRE (E2)

Industrie
 Industry
 Industrie

Raffaella TURCI (D1)

Löhne
 Wages and salaries
 Salaires

Ana NOBRE (E2)

Energie
 Energy
 Energie

Peter TAVOULARIDIS (F4)

Einzelhandel
 Retail Trade
 Commerce de détail

Ouriana GOVOTSOU (D2)

Tourismus
 Tourism
 Tourisme

Sofia ERIKSSON (D2)

Landwirtschaftliche Erzeugnisse
 Agricultural products
 Produits agricoles

Yves ZANATTA (F2)

Außenhandel
 External trade
 Commerce extérieur

Tim ALLEN (C4)

Agrarpreisindizes
 Indices of agricultural prices
 Indices des prix agricoles

Garry MAHON (F1)

Verbraucherpreise
 Consumer prices
 Prix à la consommation

Per ECKEFELD (B3)

Finanzstatistiken
 Financial statistics
 Statistiques financières

Francisco GARCIA VALERO (B4)
 Sheldon WARTON-WOODS (B4)

Zahlungsbilanz
 Balance of payments
 Balance des paiements

Antonis AVDOULOS (B5)

Weitere Informationen über Eurostat und seine Produkte können bei folgender Stelle angefordert werden:
Further information on Eurostat and its products can be obtained from the following addresses:
De plus amples informations concernant Eurostat et ses produits peuvent être obtenues aux adresses suivantes :

Data Shop Eurostat – Luxembourg

4, rue A. Weicker
L-2721 LUXEMBOURG
Tél: (352) 43 35 22 51
Fax: (352) 43 35 22 221
E-mail : agnesn@eurostat.datashop.lu

Data Shop Eurostat – Paris

INSEE Info Service
195, rue de Bercy
Tour Gamma A
F-75582 Paris Cedex 12
Tél: (33) 1 53 17 88 44
Fax: (33) 1 53 17 88 22
E-mail : datashop@dg75iisa.insee.atlas.fr

Data Shop Eurostat – Roma

ISTAT
Centro di Informazione Statistica – Sede di Roma
Via Cesare Balbo 11a
I – 00184 Roma
Tel : (39) 6 46 73 31 05/02
Fax : (39) 6 46 73 31 07/01
E-mail : dipdiff@istat.it

Data Shop Eurostat – Madrid

INE
Paseo de la Castellana 183
Oficina 009
Entrada por Estévañez Calderón
E – 28046 Madrid
Tel : (34) 1 583 91 67
Fax : (34) 1 583 46 99
E-Mail : datashop@mundisprensa.es

Eurostat datashop – Berlin

Statistisches Bundesamt – Berlin
Otto-Braun-straße 70-72
D-10178 Berlin
Tel : (49) 30 23 24 64 27/28
Fax : (49) 30 23 24 64 30
E-Mail : stba-berlin.datashop@t-online.de

Data Shop Statistics – Stockholm

Karlavägen 100 – Box 24300
S-104 51 Stockholm
Tel : (46) 8 783 48 01
Fax : (46) 8 783 48 99
E-Mail : infoservice@scb.se

Data Shop Eurostat – Brussels

Chaussée d'Etterbeek 13
Etterbeeksesteenweg 13
B-1049 BRUXELLES / BRUSSELS
Tél: (32) 2 299 66 66
Fax: (32) 2 295 01 25
E-mail : datashop.brussels@eurostat.cec.be

Eurostat Data Shop – New York

Haver Analytics
60 East 42nd Street – Suite 3310
USA-New York, NY 10165
Tél: (1) 212 986 9300
Fax: (1) 212 986 5857
E-mail : eurodata@haver.com

Data Shop Eurostat – Milano

ISTAT
Centro di Informazione Statistica – Sede di Milano
Piazza della Repubblica 22
I – 20124 Milano
Tel : (39) 2 65 95 133/134
Fax : (39) 2 65 30 75

Eurostat Data Shop (European Desk) – London

ONS Sales Office
Office for national statistics
1 Drummond Gate
UK – London SW1V 2QQ
Tel : (44) 171 533 5676
Fax : (44) 171 533 5689
E-Mail : gloria.ryan@ons.gov.uk

Eurostat Data Shop – København

Sejrgade 11
DK – 2100 København Ø
Tel : (45) 39 17 30 30
Fax : (45) 39 17 30 03
E-Mail : bib@dst.dk

Eurostat Data Shop – Voorburg

P.O. Box 4000
NL-2270 JM Voorburg
Tel : (31) 70 33 751 49
Fax : (31) 70 33 759 84

Adresse internet d'Eurostat
<http://europa.eu.int/eurostat.html>

| | |
|--------------|---|
| ES | Clasificación de las publicaciones de Eurostat |
| TEMA | |
| 0 | Diversos (rosa) |
| 1 | Estadísticas generales (azul oscuro) |
| 2 | Economía y finanzas (violeta) |
| 3 | Población y condiciones sociales (amarillo) |
| 4 | Energía e industria (azul claro) |
| 5 | Agricultura, silvicultura y pesca (verde) |
| 6 | Comercio exterior (rojo) |
| 7 | Comercio, servicios y transportes (naranja) |
| 8 | Medio ambiente (turquesa) |
| 9 | Investigación y desarrollo (marrón) |
| SERIE | |
| A | Anuarios y estadísticas anuales |
| B | Estadísticas conjunturales |
| C | Cuentas y encuestas |
| D | Estudios e investigación |
| E | Métodos |
| F | Estadísticas breves |

| | |
|--------------|---|
| GR | Ταξινόμηση των δημοσιεύσεων της Eurostat |
| ΘΕΜΑ | |
| 0 | Διάφορα (ροζ) |
| 1 | Γενικές στατιστικές (βαθύ μπλε) |
| 2 | Οικονομία και δημοσιονομικά (βιολετί) |
| 3 | Πληθυσμός και κοινωνικές συνθήκες (κίτρινο) |
| 4 | Ενέργεια και βιομηχανία (μπλε) |
| 5 | Γεωργία, δάση και αλιεία (πράσινο) |
| 6 | Εξωτερικό εμπόριο (κόκκινο) |
| 7 | Εμπόριο, υπηρεσίες και μεταφορές (πορτοκαλί) |
| 8 | Περιβάλλον (τουρκουάζ) |
| 9 | Έρευνα και ανάπτυξη (καφέ) |
| ΣΕΙΡΑ | |
| A | Επετηρίδες και ετήσιες στατιστικές |
| B | Συγκριτικές στατιστικές |
| C | Λογαριασμοί και έρευνες |
| D | Μελέτες και έρευνα |
| E | Μεθοδοί |
| F | Στατιστικές εν συντομία |

| | |
|--------------|--|
| IT | Classificazione delle pubblicazioni dell'Eurostat |
| TEMA | |
| 0 | Diverse (rosa) |
| 1 | Statistiche generali (blu) |
| 2 | Economia e finanze (viola) |
| 3 | Popolazione e condizioni sociali (giallo) |
| 4 | Energia e industria (azzurro) |
| 5 | Agricoltura, foreste e pesca (verde) |
| 6 | Commercio estero (rosso) |
| 7 | Commercio, servizi e trasporti (arancione) |
| 8 | Ambiente (turchese) |
| 9 | Ricerca e sviluppo (marrone) |
| SERIE | |
| A | Annuari e statistiche annuali |
| B | Statistiche sulla congiuntura |
| C | Conti e indagini |
| D | Studi e ricerche |
| E | Metodi |
| F | Statistiche in breve |

| | |
|--------------|--|
| FI | Eurostatin julkaisuluokitukset |
| Aihe | |
| 0 | Sekalaista (vaaleanpunainen) |
| 1 | Yleiset tilastot (yonsininen) |
| 2 | Talous ja rahoitus (violetti) |
| 3 | Väesto- ja sosiaalitytillastot (keltainen) |
| 4 | Energia ja teollisuus (sininen) |
| 5 | Maa- ja metsätalous, kalastus (vihreä) |
| 6 | Ulkomaankauppa (punainen) |
| 7 | Kauppa, palvelut ja liikenne (oranssi) |
| 8 | Ympäristö (turkoosi) |
| 9 | Tutkimus ja kehitys (ruskea) |
| Sarja | |
| A | Vuosikirjat ja vuosittilastot |
| B | Suhdannetilastot |
| C | Laskennat ja kyselytutkimukset |
| D | Tutkimukset |
| E | Menetelmät |
| F | Tilastokatsaukset |

| | |
|--------------|--|
| DA | Klassifikation af Eurostats publikationer |
| EMNE | |
| 0 | Diverse (rosa) |
| 1 | Almene statistikker (mørkeblå) |
| 2 | Økonomi og finanser (violet) |
| 3 | Befolkning og sociale forhold (gul) |
| 4 | Energi og industri (blå) |
| 5 | Landbrug, skovbrug og fisken (grøn) |
| 6 | Udenrigshandel (rød) |
| 7 | Handel, tjenesteydelser og transport (orange) |
| 8 | Miljø (turkis) |
| 9 | Forskning og udvikling (brun) |
| SERIE | |
| A | Årbøger og årlige statistikker |
| B | Konjunkturstatistikker |
| C | Tællinger og rundspørger |
| D | Undersøgelser og forskning |
| E | Metoder |
| F | Statistikoversigter |

| | |
|---------------|--|
| EN | Classification of Eurostat publications |
| THEME | |
| 0 | Miscellaneous (pink) |
| 1 | General statistics (midnight blue) |
| 2 | Economy and finance (violet) |
| 3 | Population and social conditions (yellow) |
| 4 | Energy and industry (blue) |
| 5 | Agriculture, forestry and fisheries (green) |
| 6 | External trade (red) |
| 7 | Distributive trades, services and transport (orange) |
| 8 | Environment (turquoise) |
| 9 | Research and development (brown) |
| SERIES | |
| A | Yearbooks and yearly statistics |
| B | Short-term statistics |
| C | Accounts and surveys |
| D | Studies and research |
| E | Methods |
| F | Statistics in focus |

| | |
|------------------|--|
| NL | Classificatie van de publikaties van Eurostat |
| ONDERWERP | |
| 0 | Diverse (roze) |
| 1 | Algemene statistiek (donkerblauw) |
| 2 | Economie en financiën (paars) |
| 3 | Bevolking en sociale voorwaarden (geel) |
| 4 | Energie en industrie (blauw) |
| 5 | Landbouw, bosbouw en visserij (groen) |
| 6 | Buitenlandse handel (rood) |
| 7 | Handel, diensten en vervoer (oranje) |
| 8 | Milieu (turkoois) |
| 9 | Onderzoek en ontwikkeling (bruin) |
| SERIE | |
| A | Jaarboeken en jaarstatistieken |
| B | Conjunctuurstatistieken |
| C | Rekening en enquêtes |
| D | Studies en onderzoeken |
| E | Methoden |
| F | Statistieken in het kort |

| | |
|--------------|--|
| SV | Klassifikation av Eurostats publikationer |
| ÄMNE | |
| 0 | Diverse (rosa) |
| 1 | Allmän statistik (mörkblå) |
| 2 | Ekonomi och finans (lila) |
| 3 | Befolkning och sociala förhållanden (gul) |
| 4 | Energi och industri (blå) |
| 5 | Jordbruk, skogsbruk och fiske (grön) |
| 6 | Utrikeshandel (röd) |
| 7 | Handel, tjänster och transport (orange) |
| 8 | Miljö (turkos) |
| 9 | Forskning och utveckling (brun) |
| SERIE | |
| A | Årsböcker och årlig statistik |
| B | Konjunkturstatistik |
| C | Redogörelser och enkäter |
| D | Undersökningar och forskning |
| E | Metoder |
| F | Statistiköversikter |

| | |
|--------------------|---|
| DE | Gliederung der Veröffentlichungen von Eurostat |
| THEMENKREIS | |
| 0 | Verschiedenes (rosa) |
| 1 | Allgemeine Statistik (dunkelblau) |
| 2 | Wirtschaft und Finanzen (violett) |
| 3 | Bevölkerung und soziale Bedingungen (gelb) |
| 4 | Energie und Industrie (blau) |
| 5 | Land- und Forstwirtschaft, Fischerei (grün) |
| 6 | Außenhandel (rot) |
| 7 | Handel, Dienstleistungen und Verkehr (orange) |
| 8 | Umwelt (türkis) |
| 9 | Forschung und Entwicklung (braun) |
| REIHE | |
| A | Jahrbücher und jährliche Statistiken |
| B | Konjunkturstatistiken |
| C | Konten und Erhebungen |
| D | Studien und Forschungsergebnisse |
| E | Methoden |
| F | Statistik kurzgefaßt |

| | |
|--------------|---|
| FR | Classification des publications d'Eurostat |
| THÈME | |
| 0 | Divers (rose) |
| 1 | Statistiques générales (bleu nuit) |
| 2 | Économie et finances (violet) |
| 3 | Population et conditions sociales (jaune) |
| 4 | Énergie et industrie (bleu) |
| 5 | Agriculture, sylviculture et pêche (vert) |
| 6 | Commerce extérieur (rouge) |
| 7 | Commerce, services et transports (orange) |
| 8 | Environnement (turquoise) |
| 9 | Recherche et développement (brun) |
| SÉRIE | |
| A | Annuaire et statistiques annuelles |
| B | Statistiques conjoncturelles |
| C | Comptes et enquêtes |
| D | Études et recherche |
| E | Méthodes |
| F | Statistiques en bref |

| | |
|--------------|--|
| PT | Classificação das publicações do Eurostat |
| TEMA | |
| 0 | Diversos (rosa) |
| 1 | Estatísticas gerais (azul-escuro) |
| 2 | Economia e finanças (violeta) |
| 3 | População e condições sociais (amarelo) |
| 4 | Energia e indústria (azul) |
| 5 | Agricultura, silvicultura e pesca (verde) |
| 6 | Comércio externo (vermelho) |
| 7 | Comércio, serviços e transportes (laranja) |
| 8 | Ambiente (turquesa) |
| 9 | Investigação e desenvolvimento (castanho) |
| SÉRIE | |
| A | Anuários e estatísticas anuais |
| B | Estatísticas conjunturais |
| C | Contas e inquéritos |
| D | Estudos e investigação |
| E | Métodos |
| F | Estatísticas breves |

BELGIQUE/BELGIË

Moniteur belge/Belgisch Staatsblad
Rue de Louvain 40-42/Leuvenseweg 40-42
B-1000 Bruxelles/Brussel
Tél. (32-2) 552 22 11
Fax (32-2) 511 01 84

Jean De Lannoy
Avenue du Roi 202/Koningslaan 202
B-1060 Bruxelles/Brussel
Tél. (32-2) 538 51 69
Fax (32-2) 538 08 41
E-mail: jean.de.lannoy@infoboard.be
URL: <http://www.jean-de-lannoy.be>

Librairie européenne/Europese Boekhandel
Rue de la Loi 244/Wetstraat 244
B-1040 Bruxelles/Brussel
Tél. (32-2) 295 26 39
Fax (32-2) 735 08 60

DANMARK

J. H. Schultz Information A/S
Herstedvang 10-12
DK-2620 Albertslund
Tlf. (45) 43 63 23 00
Fax (45) 43 63 19 69
E-mail: schultz@schultz.dk
URL: <http://www.schultz.dk>

DEUTSCHLAND

Bundesanzeiger Verlag
Breite Straße 78-80
Postfach 10 05 34
D-50667 Köln
Tel. (49-221) 20 29-0
Fax (49-221) 202 92 78
E-mail: vertneb@bundesanzeiger.de
URL: <http://www.bundesanzeiger.de>

ΕΛΛΑΔΑ/GREECE

G. C. Eleftheroudakis SA
International Bookstore
Pansipistimou 17
GR-10564 Athina
Tel. (30-1) 331 41 80/1/2/3
Fax (30-1) 323 98 21
E-mail: elebooks@netor.gr

ESPAÑA

Mundi Prensa Libros, SA
Castelló, 37
E-28001 Madrid
Tel. (34-1) 431 33 99
Fax (34-1) 575 39 98
E-mail: librena@mundiprensa.es
URL: <http://www.mundiprensa.es>

Boletín Oficial del Estado
Trafalgar, 27
E-28010 Madrid
Tel. (34-1) 538 21 11 (Libros)/
384 17 15 (Suscripciones)
Fax (34-1) 538 21 21 (Libros)/
384 17 14 (Suscripciones)
E-mail: webmaster@boe.es
URL: <http://www.boe.es>

FRANCE

Journal officiel
Service des publications des CE
26, rue Desaix
F-75727 Paris Cedex 15
Tél. (33) 140 58 77 01/31
Fax (33) 140 58 77 00

IRELAND

Government Supplies Agency
Publications Section
4-5 Harcourt Road
Dublin 2
Tel. (353-1) 661 31 11
Fax (353-1) 475 27 60

ITALIA

Licosa SpA
Via Duca di Calabria, 1/1
Casella postale 552
I-50125 Firenze
Tel. (39-55) 64 54 15
Fax (39-55) 64 12 57
E-mail: licosa@ftbcc.it
URL: <http://www.ftbcc.it/licosa>

LUXEMBOURG

Messageries du livre SARL
5, rue Raiffeisen
L-2411 Luxembourg
Tél. (352) 40 10 20
Fax (352) 49 06 61
E-mail: mdl@pt.lu

Abonnements:

Messageries Paul Kraus
11, rue Christophe Plantin
L-2339 Luxembourg
Tél. (352) 49 98 88-8
Fax (352) 49 98 88-444
E-mail: mpk@pt.lu
URL: <http://www.mpk.lu>

NETHERLAND

SDU Servicecentrum Uitgevers
Externe Fondsen
Postbus 20014
2500 EA Den Haag
Tel. (31-70) 378 98 80
Fax (31-70) 378 97 83
E-mail: sdu@sdu.nl
URL: <http://www.sdu.nl>

ÖSTERREICH

**Manz'sche Verlags- und
Universitätsbuchhandlung GmbH**
Siebenbrunnengasse 21
Postfach 1
A-1050 Wien
Tel. (43-1) 53 16 13 34/40
Fax (43-1) 53 16 13 39
E-mail: auslieferung@manz.co.at
URL: <http://www.austria.EU.net:81/manz>

PORTUGAL

Imprensa Nacional-Casa da Moeda, EP
Rua Marquês de Sá da Bandeira, 16 A
P-1050 Lisboa Codex
Tel. (351-1) 353 03 99
Fax (351-1) 353 02 94, 384 01 32

Distribuidora de Livros Bertrand Ld.*
Rua das Terras dos Vales, 4/A
Apartado 60037
P-2701 Amadora Codex
Tel. (351-1) 495 90 50, 495 87 87
Fax (351-1) 496 02 55

SUOMI/FINLAND

**Akateeminen Kirjakauppa/Akademiska
Bokhandeln**
Pohjoisesplanadi 39/
Norra esplanaden 39
PL/PB 128
FIN-00101 Helsinki/Helsingfors
P./tfn (358-9) 121 41
F./fax (358-9) 121 44 35
E-mail: akatilaus@stockmann.mai.net.fi
URL: <http://booknet.cuitnet.fi/aka/index.htm>

SVERIGE

BTJ AB
Traktorvägen 11
S-221 82 Lund
Tfn (46-46) 18 00 00
Fax (46-46) 30 79 47
E-post: btjeu-pub@btj.se
URL: <http://www.btj.se/media/ue>

UNITED KINGDOM

**The Stationery Office Ltd
International Sales Agency**
51 Nine Elms Lane
London SW8 5DR
Tel. (44-171) 873 90 90
Fax (44-171) 873 84 63
E-mail: jill.speed@theso.co.uk
URL: <http://www.the-stationery-office.co.uk>

ÍSLAND

Bokabud Larusar Blöndal
Skólavörðustíg, 2
IS-101 Reykjavík
Tel. (354) 551 56 50
Fax (354) 552 55 60

NORGE

NIC Info A/S
Ostenjoveien 18
Boks 6512 Etterstad
N-0606 Oslo
Tel. (47-22) 97 45 00
Fax (47-22) 97 45 45

SCHWEIZ/SUISSE/SVIZZERA

OSEC
Stampfenbachstraße 85
CH-8035 Zürich
Tel. (41-1) 365 53 15
Fax (41-1) 365 54 11
E-mail: uleimbacher@osec.ch
URL: <http://www.osec.ch>

BÁLGAŘIA

Europress-Euromedia Ltd
59, Bld Vitosha
BG-1000 Sofia
Tel. (359-2) 980 37 66
Fax (359-2) 980 42 30

ČESKÁ REPUBLIKA

NIS CR — prodejna
Konviktská 5
CZ-113 57 Praha 1
Tel. (420-2) 24 22 94 33, 24 23 09 07
Fax (420-2) 24 22 94 33
E-mail: nkposp@dec.nis.cz
URL: <http://www.nis.cz>

CYPRUS

Cyprus Chamber of Commerce & Industry
Griva-Digeni 38 & Deligiorgi 3
Mail orders:
PO Box 1455
CY-1509 Nicosia
Tel. (357-2) 44 95 00, 46 23 12
Fax (357-2) 36 10 44
E-mail: cy1691_eic_cyprus@vans.infonet.com

MAGYARORSZÁG

Euro Info Service
Európa Ház
Margitsziget
PO Box 475
H-1396 Budapest 62
Tel. (36-1) 111 60 61, 111 62 16
Fax (36-1) 302 50 35
E-mail: euroinfo@mail.matav.hu
URL: <http://www.euroinfo.hu/index.htm>

MALTA

Miller Distributors Ltd
Malta International Airport
PO Box 25
LQA 05 Malta
Tel. (356) 66 44 88
Fax (356) 67 67 99

POLSKA

Ars Polona
Krakowskie Przedmiescie 7
Skr. pocztowa 1001
PL-00-950 Warszawa
Tel. (48-22) 826 12 01
Fax (48-22) 826 62 40, 826 53 34, 826 86 73
E-mail: ars_pol@bevy.hsn.com.pl

ROMÂNIA

Euromedia
Str. G-ral Berthelot Nr 41
RO-70749 Bucuresti
Tel. (40-1) 210 44 01, 614 06 64
Fax (40-1) 210 44 01, 312 96 46

SLOVAKIA

**Slovak Centre of Scientific and Technical
Information**
Námestie slobody 19
SK-81223 Bratislava 1
Tel. (421-7) 531 83 64
Fax (421-7) 531 83 64
E-mail: europ@bb1.slk.stuba.sk

SLOVENIA

Gospodarski Vestnik
Zalozniska skupina d.d.
Dunajska cesta 5
SLO-1000 Ljubljana
Tel. (386) 611 33 03 54
Fax (386) 611 33 91 28
E-mail: belicd@gvestnik.si
URL: <http://www.gvestnik.si>

TÜRKIYE

Dünya Infotel AS
İstiklâl Cad. No: 469
TR-80050 Tünel-Istanbul
Tel. (90-212) 251 91 96
Fax (90-212) 251 91 97

AUSTRALIA

Hunter Publications
PO Box 404
3167 Abbotsford, Victoria
Tel. (61-3) 94 17 53 61
Fax (61-3) 94 19 71 54

CANADA

Subscriptions only/Uniquement abonnements:
Renouf Publishing Co. Ltd
5369 Chemin Canotek Road Unit 1
K1J 9J3 Ottawa, Ontario
Tel. (1-613) 745 26 65
Fax (1-613) 745 76 60
E-mail: renouf@fox.nstn.ca
URL: <http://www.renoufbooks.com>

EGYPT

The Middle East Observer
41, Sherif Street
Cairo
Tel. (20-2) 393 97 32
Fax (20-2) 393 97 32

HRVATSKA

Mediatrade Ltd
Pavla Hatza 1
HR-10000 Zagreb
Tel. (385-1) 43 03 92
Fax (385-1) 43 03 92

INDIA

EBIC India
3rd Floor, Y. B. Chavan Centre
Gen. J. Bhosale Marg.
400 021 Mumbai
Tel. (91-22) 282 60 64
Fax (91-22) 285 45 64
E-mail: ebic@giabsm01.vsnl.net.in

ISRAËL

ROY International
17, Shimon Hatarssi Street
PO Box 13056
61130 Tel Aviv
Tel. (972-3) 546 14 23
Fax (972-3) 546 14 42
E-mail: royil@netvision.net.il

Sub-agent for the Palestinian Authority:

Index Information Services
PO Box 19502
Jerusalem
Tel. (972-2) 627 16 34
Fax (972-2) 627 12 19

JAPAN

PSI-Japan
Asahi Sanbancho Plaza #206
7-1 Sanbancho, Chiyoda-ku
Tokyo 102
Tel. (81-3) 32 34 69 21
Fax (81-3) 32 34 69 15
E-mail: psijapan@gol.com
URL: <http://www.psi-japan.com>

MALAYSIA

EBIC Malaysia
Level 7, Wisma Hong Leong
18 Jalan Perak
50450 Kuala Lumpur
Tel. (60-3) 262 62 98
Fax (60-3) 262 61 98
E-mail: ebic-kl@mol.net.my

PHILIPPINES

EBIC Philippines
19th Floor, PS Bank Tower Sen.
Gil J. Puyat Ave. cor.Tindalo St.
Makati City
Metro Manila
Tel. (63-2) 759 66 80
Fax (63-2) 759 66 90
E-mail: eccpcom@globe.com.ph

RUSSIA

CCEC
60-letiya Oktyabrya Av. 9
117312 Moscow
Tel. (70-95) 135 52 27
Fax (70-95) 135 52 27

SOUTH AFRICA

Safto
5th Floor Export House,
CNR Maude & West Streets
PO Box 782 706
2146 Sandton
Tel. (27-11) 883 37 37
Fax (27-11) 883 65 69

SOUTH KOREA

Kyowa Book Company
1 F1, Phyoung Hwa Bldg
411-2 Hap Jeong Dong, Mapo Ku
121-220 Seoul
Tel. (82-2) 322 67 80/1
Fax (82-2) 322 67 82
E-mail: kyowa2@ktnet.co.kr.

THAÏLANDE

EBIC Thailand
Vanissa Building 8th Floor
29 Soi Chidlom
Ploenchit
10330 Bangkok
Tel. (66-2) 655 06 27
Fax (66-2) 655 06 28
E-mail: ebicbkk@ksc15.th.com

UNITED STATES OF AMERICA

Bernan Associates
4611-F Assembly Drive
MD20706 Lanham
Tel. (800) 274 44 47 (toll free telephone)
Fax (800) 865 34 50 (toll free fax)
E-mail: query@bernan.com
URL: <http://www.bernan.com>

**ANDERE LÄNDER/OTHER COUNTRIES/
AUTRES PAYS**

**Bitte wenden Sie sich an ein Büro Ihrer
Wahl / Please contact the sales office of
your choice / Veuillez vous adresser au
bureau de vente de votre choix**

Preis in Luxemburg (ohne MwSt.)/Price (excluding VAT) in Luxembourg/Prix au Luxembourg, TVA exclue
Einzelpreis/Single copy/Prix par numéro: ECU 20 # Abonnement/Subscription: ECU 180



AMT FÜR AMTLICHE VERÖFFENTLICHUNGEN
DER EUROPÄISCHEN GEMEINSCHAFTEN
OFFICE FOR OFFICIAL PUBLICATIONS
OF THE EUROPEAN COMMUNITIES
OFFICE DES PUBLICATIONS OFFICIELLES
DES COMMUNAUTÉS EUROPÉENNES

L-2985 Luxembourg