

Eurostatistik

Daten zur Konjunkturanalyse

Monatlich

Eurostatistics

Data for short-term economic analysis

Monthly

Eurostatistiques

Données pour l'analyse de la conjoncture

Mensuel



EUROPÄISCHE KOMMISSION
EUROPEAN COMMISSION
COMMISSION EUROPÉENNE



THEMENKREIS 1 – THEME 1 – THÈME 1
Allgemeine Statistik
General statistics
Statistiques générales

1



STATISTISCHES AMT DER EUROPÄISCHEN GEMEINSCHAFTEN
STATISTICAL OFFICE OF THE EUROPEAN COMMUNITIES
OFFICE STATISTIQUE DES COMMUNAUTÉS EUROPÉENNES

L-2920 Luxembourg — Tél. (352) 43 01-1 — Télex COMEUR LU 3423
B-1049 Bruxelles, rue de la Loi 200 — Tél. (32-2) 299 11 11

Eurostatistik

Daten zur Konjunkturanalyse

Monatlich

.....

Eurostatistics

Data for short-term economic analysis

Monthly

.....

Eurostatistiques

Données pour l'analyse de la conjoncture

Mensuel

.....

1



EUROPÄISCHE KOMMISSION
EUROPEAN COMMISSION
COMMISSION EUROPÉENNE



THEMENKREIS 1 – THEME 1 – THÈME 1
Allgemeine Statistik
General statistics
Statistiques générales

Zahlreiche weitere Informationen zur Europäischen Union sind verfügbar über Internet, server Europa (<http://europa.eu.int>).

A great deal of additional information on the European Union is available on the Internet. It can be accessed through the Europa server (<http://europa.eu.int>).

De nombreuses autres informations sur l'Union européenne sont disponibles sur Internet via le serveur Europa (<http://europa.eu.int>).

Luxembourg: Office des publications officielles des Communautés européennes, 1999

© Europäische Gemeinschaften, 1999
© European Communities, 1999
© Communautés européennes, 1999

Printed in Belgium.

Gedruckt auf chlorfrei gebleichtem Papier
Printed on non-chlorine bleached paper
Imprimé sur papier blanchi sans chlore

| | |
|--|-----|
| VORWORT FOREWORD AVANT-PROPOS | 5 |
| ZEICHEN UND ABKÜRZUNGEN SYMBOLS AND ABBREVIATIONS SIGNES ET ABRÉVIATIONS | 6 |
| SCHAUBILDER : siehe ausführliche Aufstellung Seite I GRAPHICS : see detailed list on page I GRAPHIQUES : voir liste détaillée page I | 7 |
| TABELLEN : siehe ausführliche Aufstellung Seite III TABLES : see detailed list on page III TABLEAUX : voir liste détaillée page III | 27 |
| Volkswirtschaftliche Gesamtrechnungen ESVG 95 National accounts ESA 95 Comptes nationaux SEC 95 | 29 |
| Beschäftigung Employment Emploi | 43 |
| Arbeitslosigkeit Unemployment Chômage | 55 |
| Industrie Industry Industrie | 61 |
| Energie Energy Energie | 85 |
| Dienstleistungen Services Services | 91 |
| Landwirtschaftliche Erzeugnisse Agricultural products Produits agricoles | 99 |
| Außenhandel External trade Commerce extérieur | 105 |
| Verbraucherpreise Consumer prices Prix à la consommation | 133 |
| Agrarpreisindizes Indices of agricultural prices Indices des prix agricoles | 143 |
| Finanzstatistiken Financial statistics Statistiques financières | 149 |
| Zahlungsbilanz Balance of payments Balance des paiements | 159 |

VORWORT

Mit der monatlich erscheinenden Veröffentlichung *Eurostatistik – Daten zur Konjunkturanalyse* werden innerhalb kürzester Frist die neuesten statistischen Daten über die Europäische Union als Ganzes, über jedes Mitgliedsland sowie über die Vereinigten Staaten und Japan bekanntgegeben.

Eurostatistik – Daten zur Konjunkturanalyse enthält die wichtigsten, bei Eurostat verfügbaren Statistiken zur konjunkturellen Entwicklung. Die Publikation wurde im Umfang bewußt klein gehalten und enthält keine Anmerkungen zur Methodik, die im übrigen in den spezialisierten Veröffentlichungen von Eurostat zu finden sind.

Eurostatistik – Daten zur Konjunkturanalyse enthält keine Kommentare. Dafür werden die wichtigsten Indikatoren in der monatlichen *Veröffentlichung Schlüsselzahlen – Bulletin zur europäischen Konjunktur und Synthesen* kommentiert. Die in allen Publikationen veröffentlichten Daten stammen aus der Datenbank New Cronos. New Cronos setzt sich zusammen aus dem alten Cronos sowie REGIO und ist nicht mehr in Form von Zeitreihen, sondern in Form von multidimensionalen Tabellen dargestellt. New Cronos ist somit eines der Produkte zur Verbreitung statistischer Daten, das direkt aus der Eurostat – Referenzdatenbank gespeist wird.

FOREWORD

Eurostatistics – data for short-term economic analysis is a monthly publication aimed at providing, as rapidly as possible, the latest statistical data on the European Union as a whole, each Member State, the United States and Japan.

Eurostatistics – data for short term economic analysis presents the most relevant statistics on the economic situation held by Eurostat. The publication is deliberately streamlined and does not contain any methodological notes, which are given in Eurostat's specialized publications.

Eurostatistics – Data for short-term economic analysis does not include comments. For this, *Key Figures – bulletin of economic trends and summaries* will comment on the most important indicators. The data presented in all publications are taken from Eurostat's on-line database, New Cronos. New Cronos includes old Cronos and Regio, both represented not by chronological series but through multi-dimensional tables. New Cronos is a dissemination product directly from Eurostat's Reference Environment.

AVANT-PROPOS

Eurostatistiques – Données pour l'analyse de la conjoncture est une publication mensuelle qui a pour but de fournir dans les meilleurs délais les données statistiques les plus récentes pour l'Union européenne en tant qu'ensemble, pour les pays membres ainsi que pour leurs principaux partenaires extra-communautaires (États-Unis d'Amérique et Japon).

Eurostatistiques – Données pour l'analyse de la conjoncture reprend les statistiques les plus importantes sur la situation économique disponibles auprès d'Eurostat. Cette publication ne comporte pas de notes méthodologiques. Elles sont disponibles dans les publications spécialisées d'Eurostat.

Eurostatistiques – Données pour l'analyse de la conjoncture ne comprend pas de commentaires. Par contre, les indicateurs les plus importants sont commentés dans le mensuel *Chiffres Clés – Bulletin de la conjoncture européenne et synthèses*. Les données présentées dans les publications proviennent de la base de données New Cronos. New Cronos se compose de l'ancien Cronos et de Regio, représentés non plus sous forme de séries chronologiques mais de tableaux multidimensionnels. New Cronos constitue en fait un des produits de diffusion émanant directement de l'environnement de Référence.

ZEICHEN UND ABKÜRZUNGEN SYMBOLS AND ABBREVIATIONS SIGNES ET ABRÉVIATIONS

| | | | |
|-----------------------|---|---|---|
| 0 | Weniger als die Hälfte der verwendeten Einheit | Data less than the unit used | Donnée inférieure à la moitié de l'unité utilisée |
| % | Prozent | Per cent | Pourcentage |
| T/T-1 % | Prozentualer Zuwachs eines Vierteljahres gegenüber dem vorhergehenden Vergleichszeitraum (Monat, Vierteljahr, Jahr) | Percentage increase of one period (month, quarter, year) on the corresponding previous period | Accroissement en pourcentage d'une période (mois, trimestre ou année) sur la période précédente |
| T/T-12 % | Prozentualer Zuwachs eines Monats gegenüber dem entsprechenden Monat des Vorjahres | Percentage increase on the corresponding month of the previous year | Accroissement en pourcentage d'un mois sur le mois correspondant de l'année précédente |
| 1990=100 | Basisjahr | Reference year | Année de base |
| 1000 | in 1000 | Thousand | Millier |
| Mio | Million | Million | Million |
| Mrd-Bn-Mrd | Milliarde | Thousand million | Milliard |
| t | Metrische Tonne | Ton | Tonne métrique |
| tJ (GCV) | Terajoule = 10 ⁹ kJ | Terajoule=10 ⁹ kJ | Terajoule = 10 ⁹ kJ |
| GWh | Gigawattstunde = 10 ⁶ kWh | Gigawatt hour (= 10 ⁶ kWh) | Gigawattheure = 10 ⁶ kWh |
| USD | US-Dollar | US dollar | Dollar US |
| ECU | Europäische Währungseinheit | European currency unit | Unité monétaire européenne |
| SZR -SDR-DTS | Sonderziehungsrechte | special drawing rights | Droits de tirages spéciaux |
| SITC-SITC-CTCI | Standard International Trade Classification | Standard international trade classification | Classification type pour le commerce international |
| EU-15 | Mitgliedstaaten insgesamt | Total of Member States of the EU | Ensemble des États membres de l'UE |
| EUR-11 | Wirtschafts- und Währungsunion (B, D, E, F, IRL, I, L, NL, A, P, FIN) | Economic Monetary Union (B, D, E, F, IRL, I, L, NL, A, P, FIN) | Union Monétaire Economique (B, D, E, F, IRL, I, L, NL, A, P, FIN) |
| B/L | Belgisch-Luxemburgische Wirtschaftsunion | Belgo-Luxembourg economic union | Union économique belgo-luxembourgeoise |
| AKP-ACP-ACP | Länder Afrikas, der Karibik und des Pazifiks - Abkommen von Lomé | African, Caribbean and Pacific countries of the Lomé Convention | États d'Afrique, des Caraïbes et du Pacifique - Convention de Lomé |
| BIP-GDP-PIB | Bruttoinlandsprodukt | Gross domestic product | Produit intérieur brut |
| OPEC-OPEC-OPEP | Organisation der erdölexportierenden Länder | Organization of petroleum exporting countries | Organisation des pays exportateurs de pétrole |
| EGKS-ECSC-CECA | Europäische Gemeinschaft für Kohle und Stahl | European coal and steel community | Communauté européenne du charbon et de l'acier |
| ESVG-ESA-SEC | Europäisches System Volkswirtschaftlicher Gesamtrechnungen | European System of Accounts | Système Européenne des Comptes |
| tRöe-toe-tep | Tonne Rohöleinheit | Ton of oil equivalent | Tonne - équivalent pétrole |

Schaubilder Graphics Graphiques

Die in dieser Ausgabe enthaltenen Angaben wurden der Datenbank New Cronos am 11. November 1999 entnommen.

The data contained in this publications were extracted from New Cronos on 11 November 1999.

Les données contenues dans cette publication ont été extraites de la base New Cronos le 11 Novembre 1999.

SCHAUBILDER
 GRAPHICS
 GRAPHIQUES

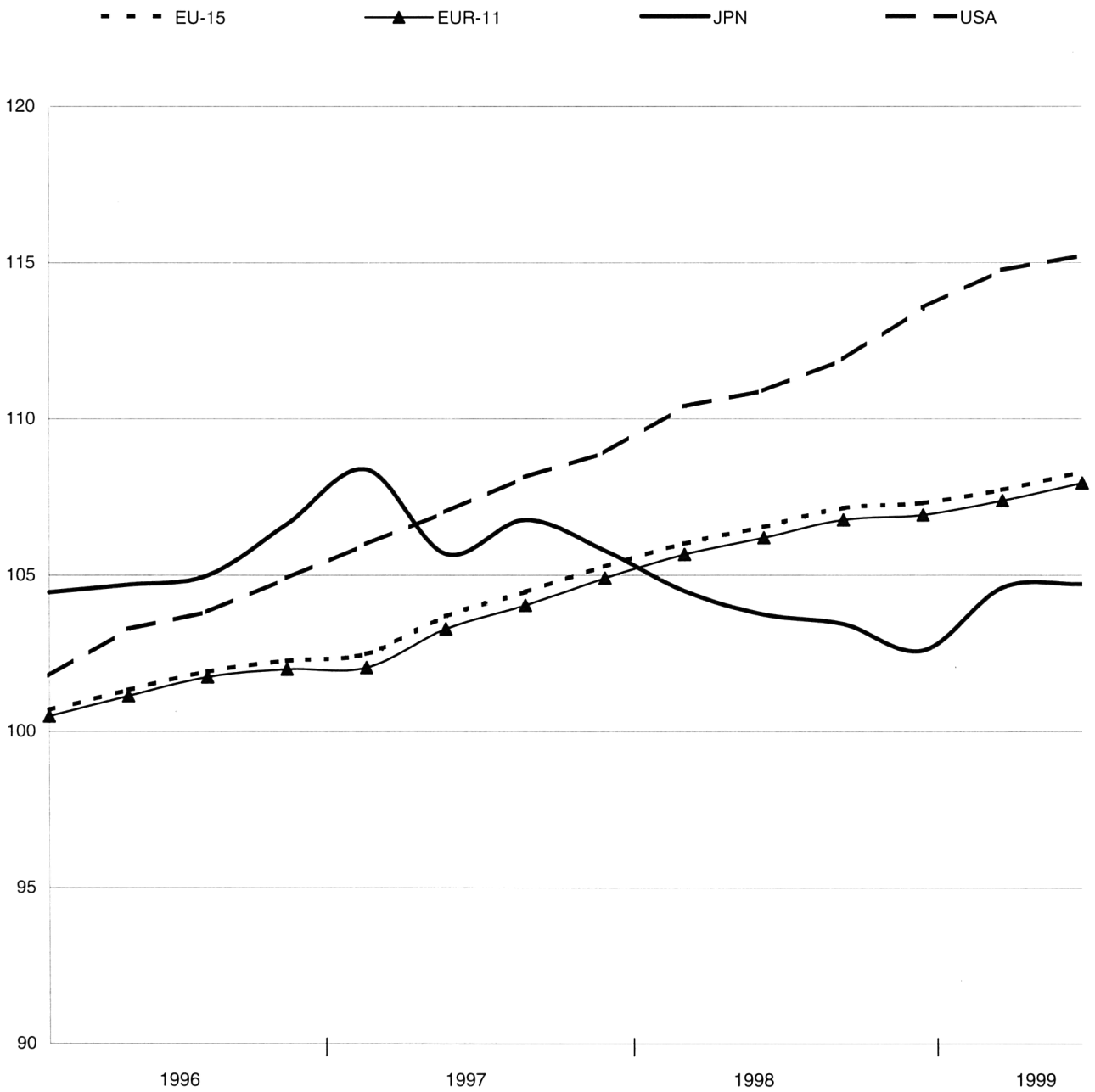


02

Veränderung des
 Bruttoinlandsprodukts
 ESVG95
 (Volumenindex 1995=100)

Changes in gross domestic
 product
 ESA95
 (Volume index 1995=100)

Evolution du produit
 intérieur brut
 SEC95
 (Indice de volume 1995=100)



SCHAUBILDER
 GRAPHICS
 GRAPHIQUES

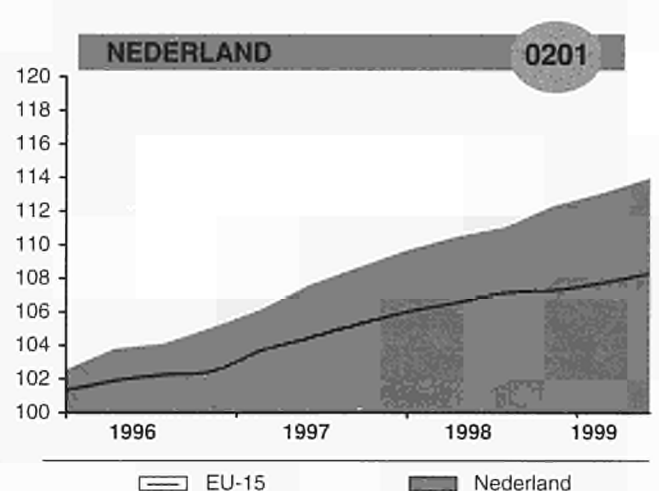
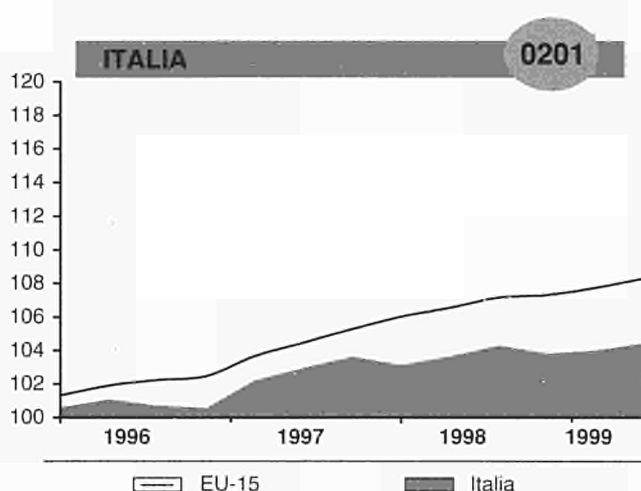
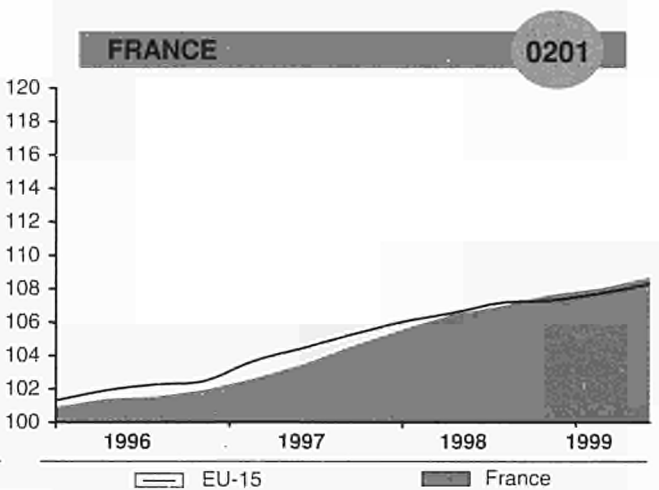
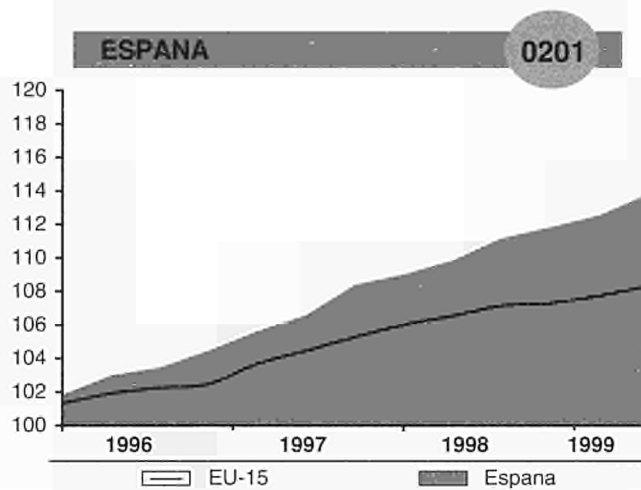
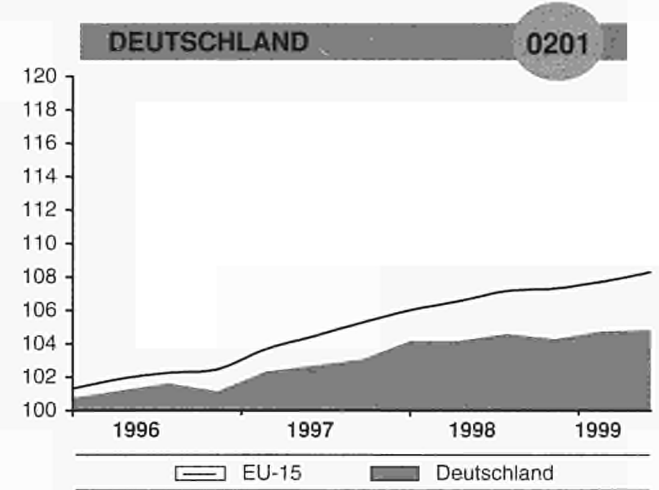
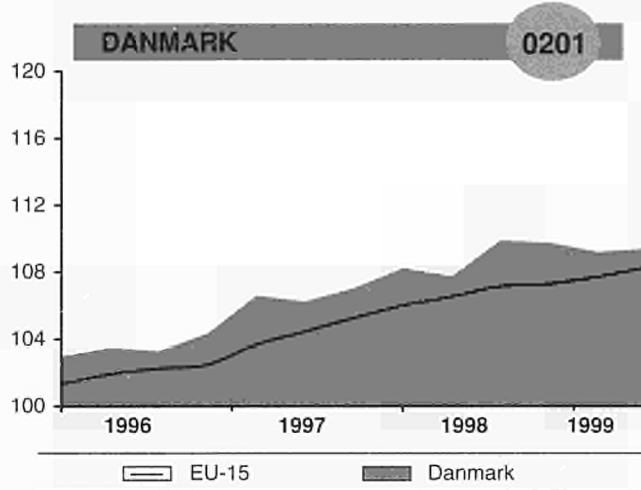


02

Veränderung des
 Bruttoinlandsprodukts
 ESG95
 (Volumenindex 1995=100)

Changes in gross
 domestic product
 ESA95
 (Volume index 1995=100)

Evolution du produit
 intérieur brut
 SEC95
 (Indice de volume 1995=100)



SCHAUBILDER
GRAPHICS
GRAPHIQUES

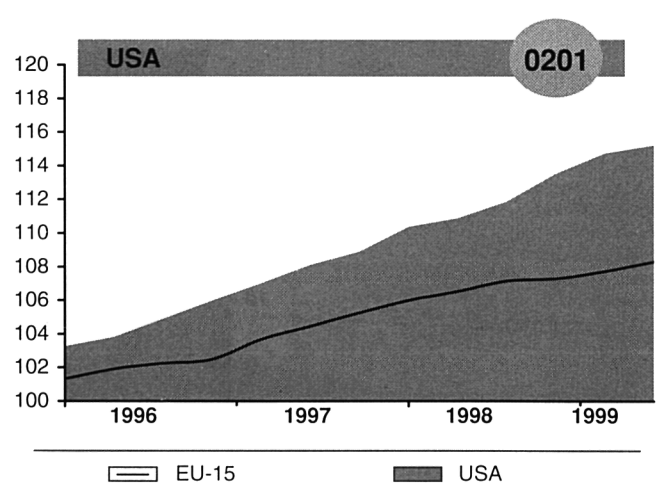
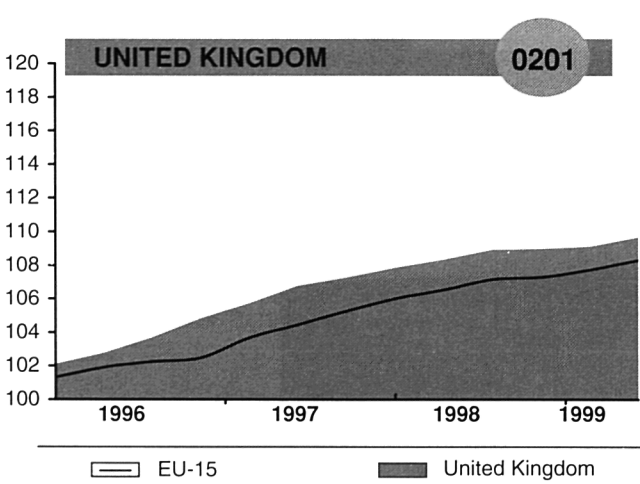
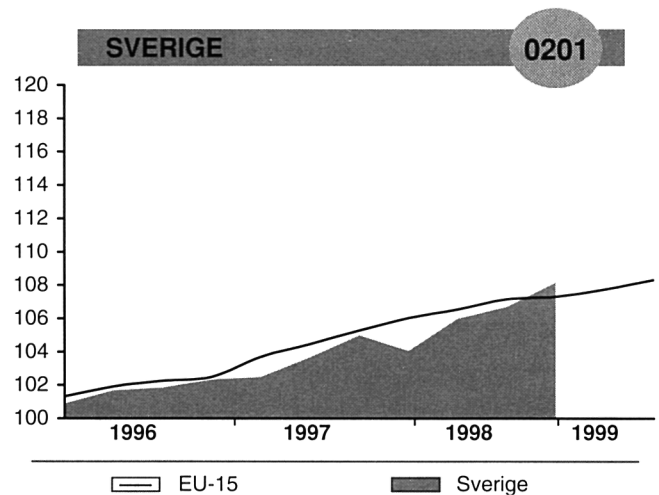
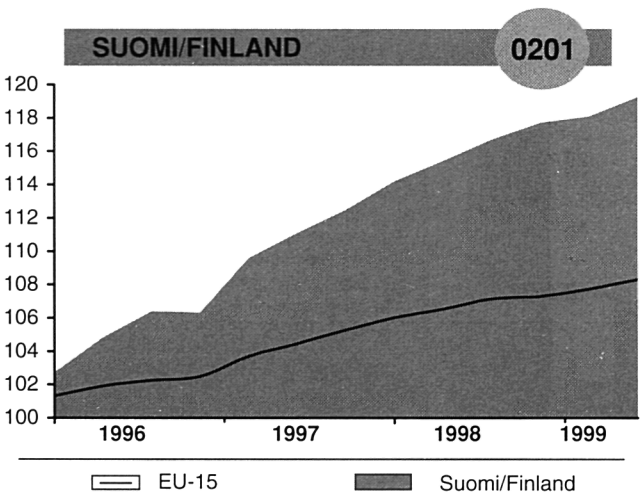
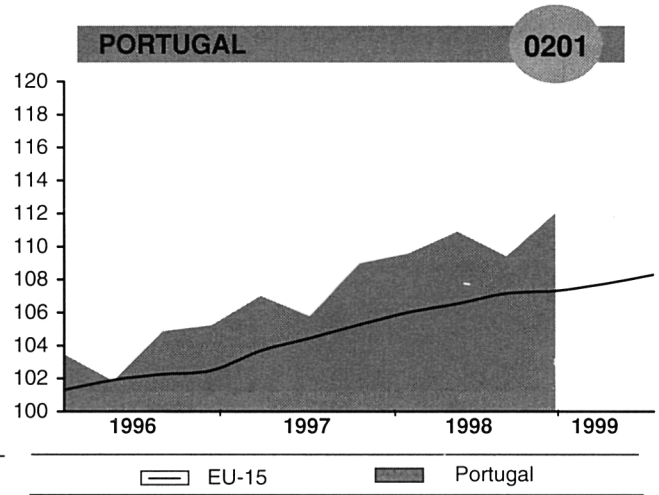
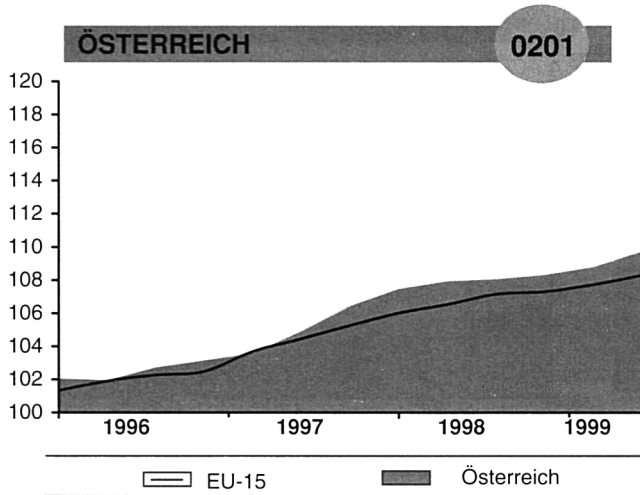


02

Veränderung des
 Bruttoinlandsprodukts
 ESG95
 (Volumenindex 1995=100)

Changes in gross
 domestic product
 ESA95
 (Volume index 1995=100)

Evolution du produit
 intérieur brut
 SEC95
 (Indice de volume 1995=100)



SCHAUBILDER
 GRAPHICS
 GRAPHIQUES

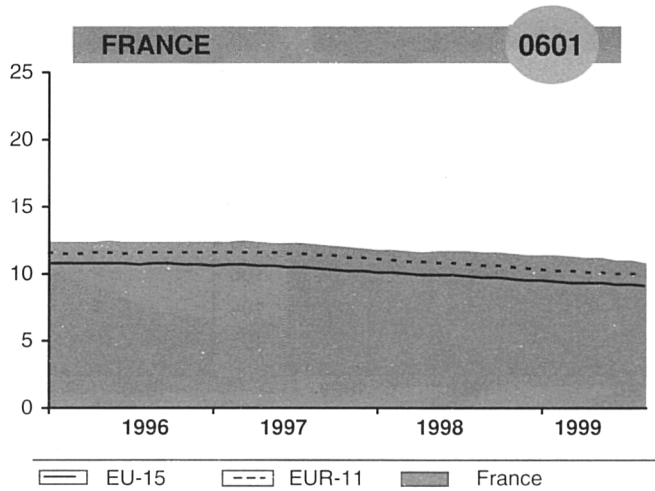
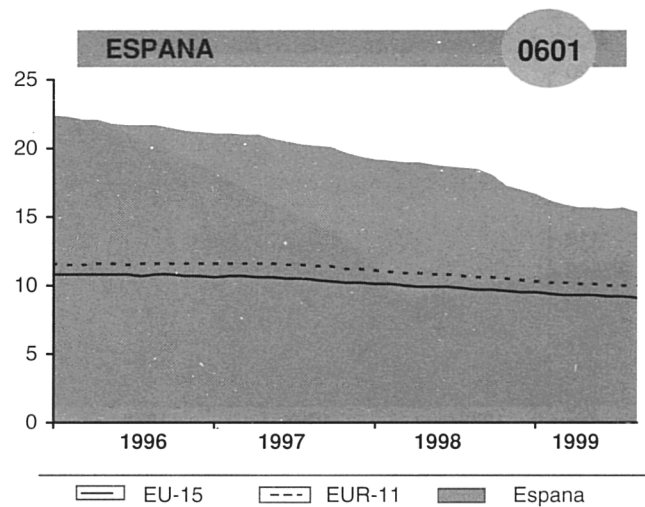
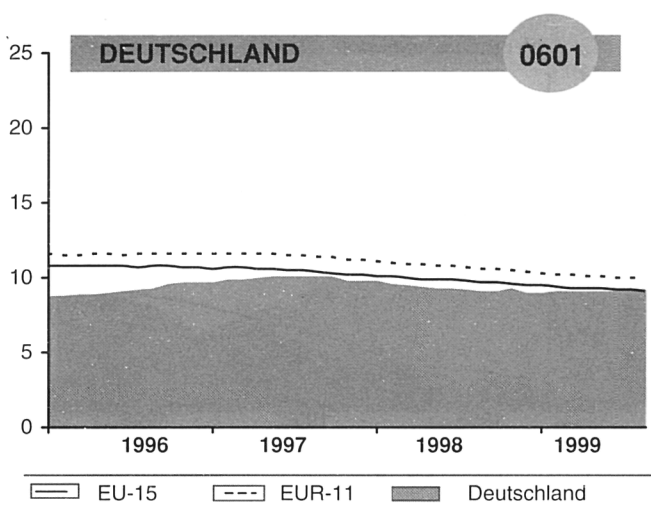
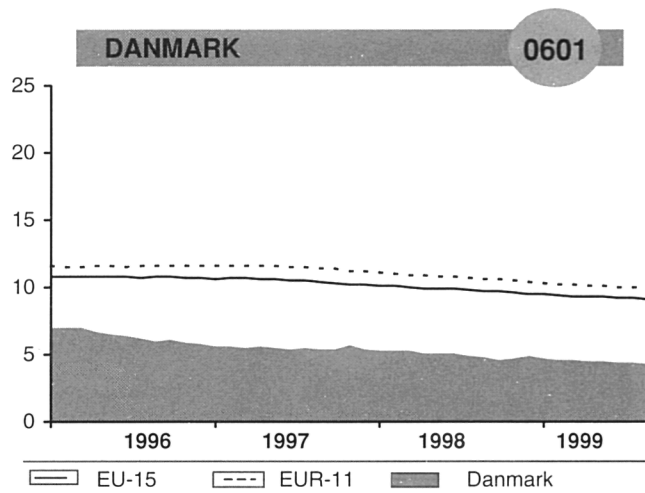
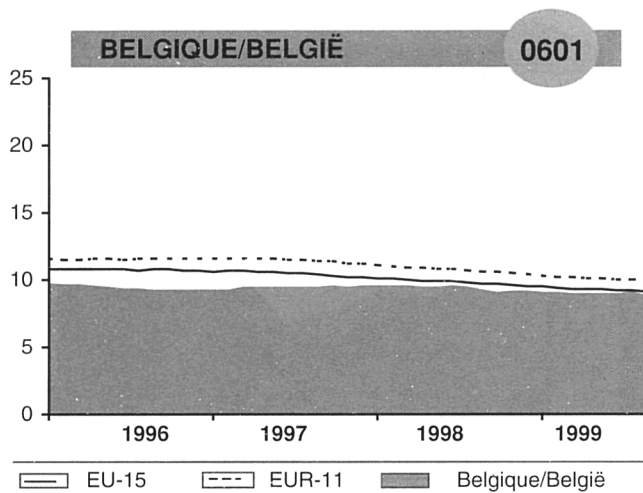


06

Arbeitslosenquoten
 insgesamt - saisonbereinigt

Unemployment rates total
 seasonally adjusted

Taux de chômage total
 désaisonné



SCHAUBILDER
 GRAPHICS
 GRAPHIQUES

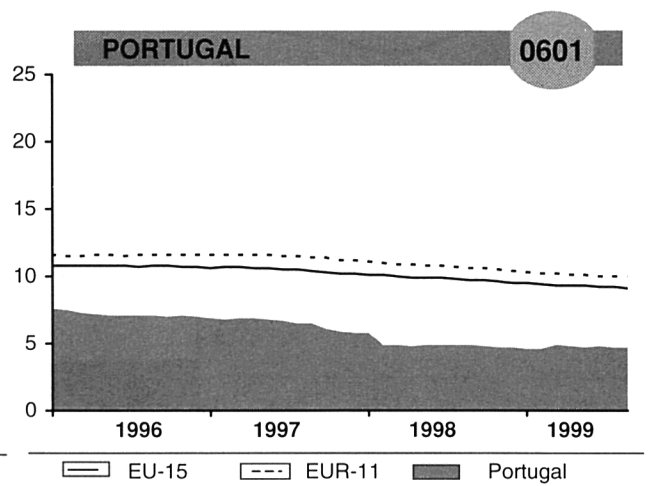
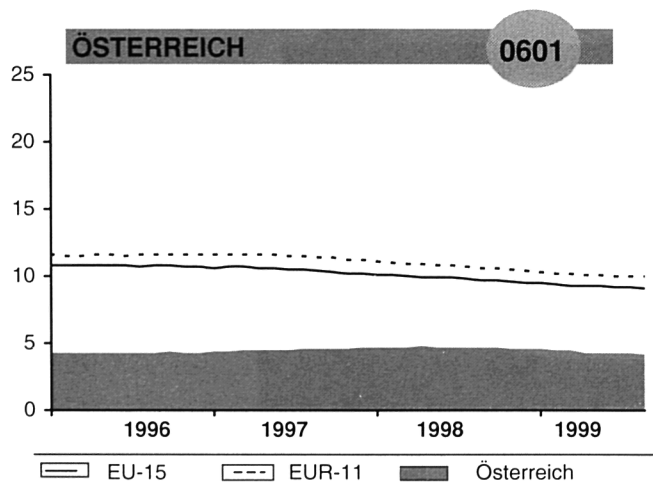
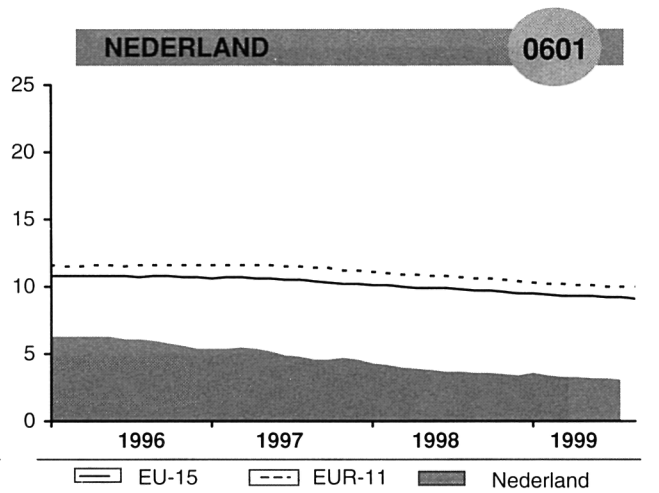
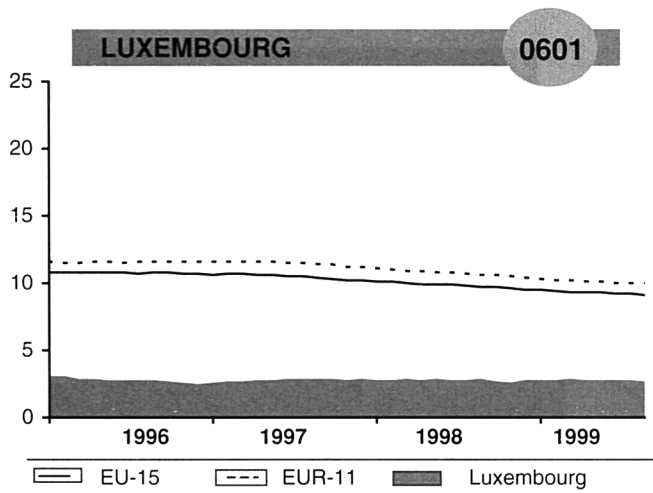
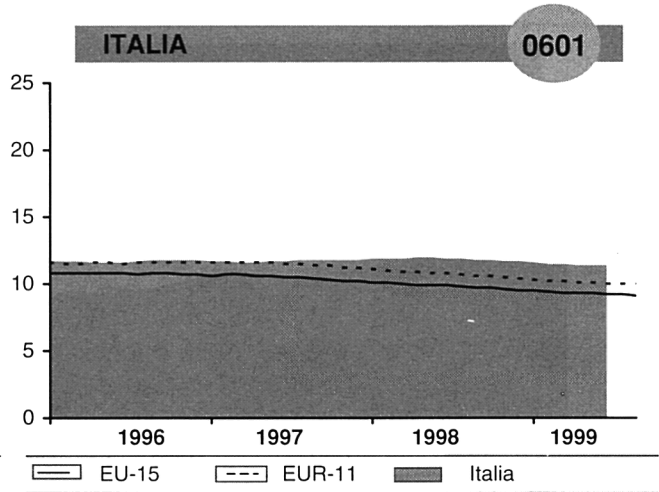
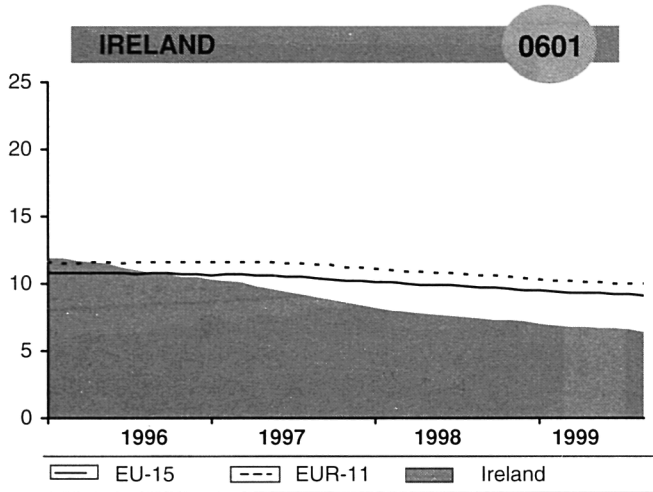


06

Arbeitslosenquoten
 insgesamt - saisonbereinigt

Unemployment rates total
 seasonally adjusted

Taux de chômage total
 désaisonné



SCHAUBILDER
 GRAPHICS
 GRAPHIQUES

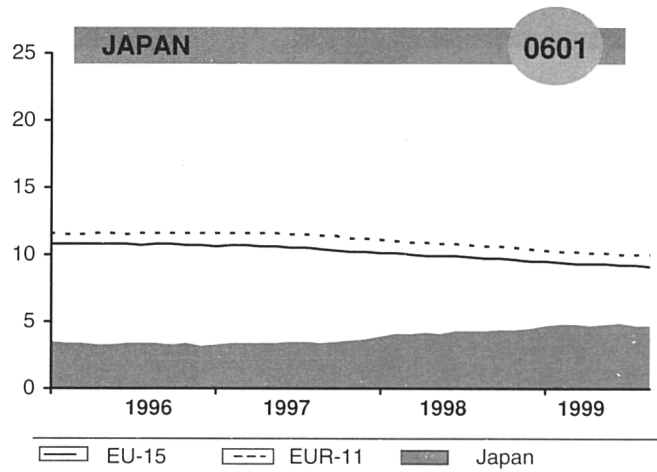
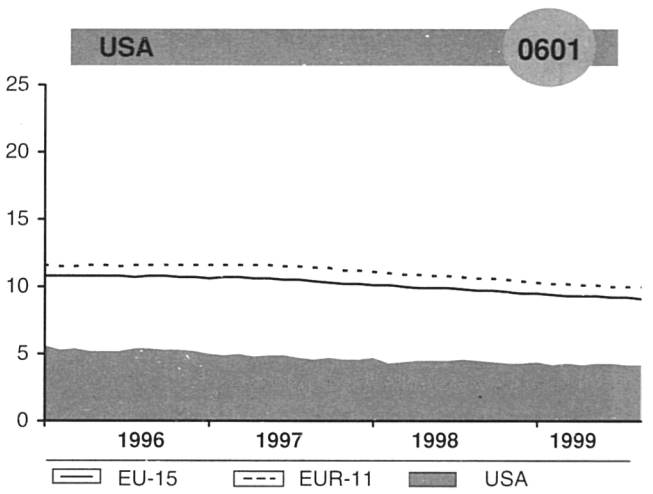
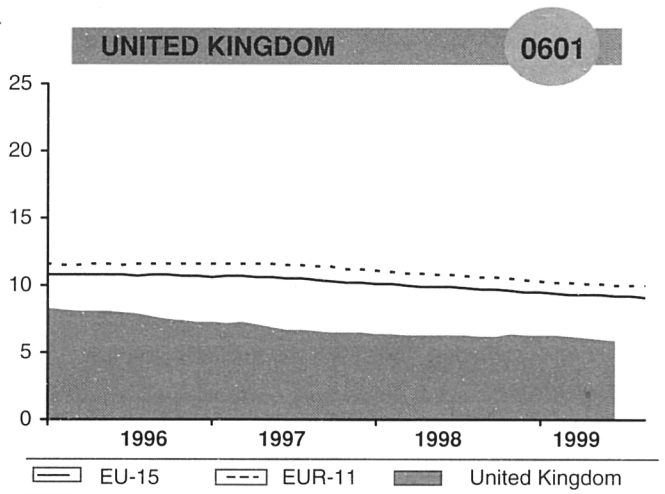
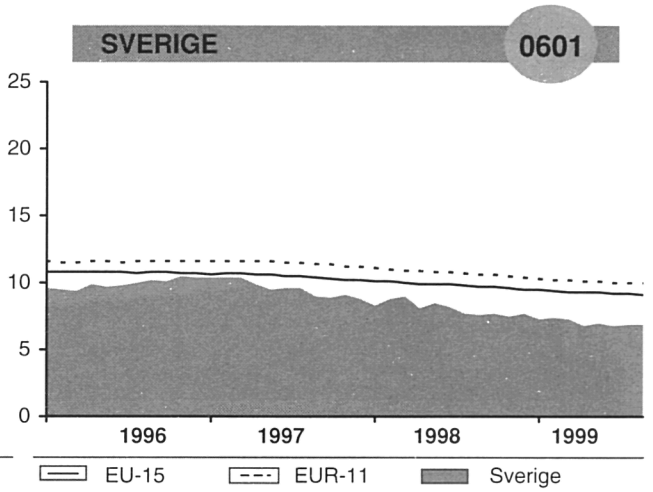
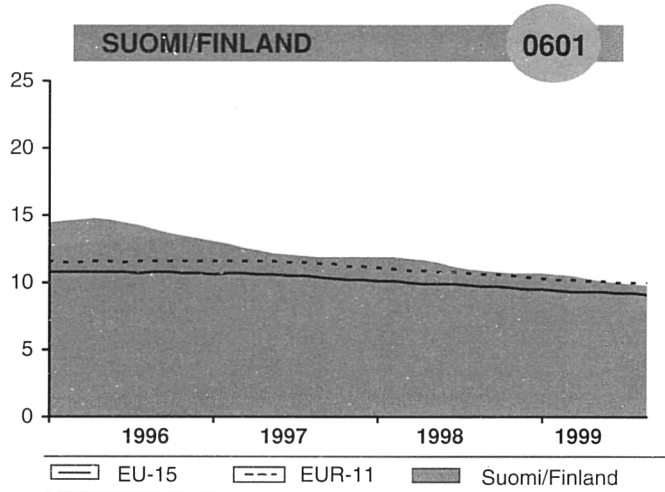


06

Arbeitslosenquoten
 insgesamt - saisonbereinigt

Unemployment rates total
 seasonally adjusted

Taux de chômage total
 désaisonné



SCHAUBILDER
 GRAPHICS
 GRAPHIQUES



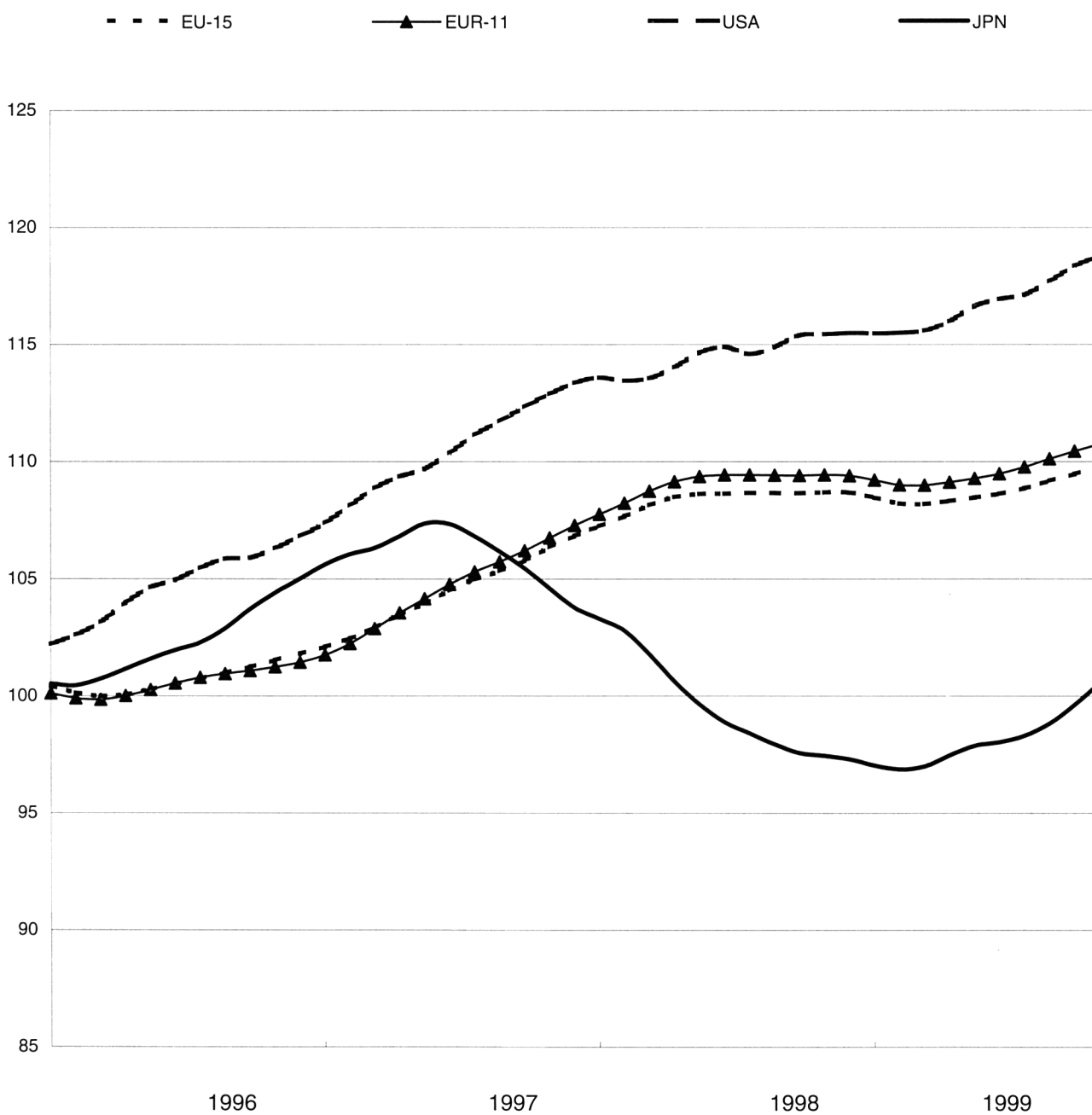
07

Industrielle Produktion
 Industrie insgesamt
 (ohne Baugewerbe)
 Trend 1995=100

Industrial production
 Total industry
 (excluding construction)
 Trend 1995=100

Production industrielle
 Ensemble de l'industrie
 (sans bâtiment)
 Tendence 1995=100

NACE Rev.1 C-E



SCHAUBILDER
GRAPHICS
GRAPHIQUES

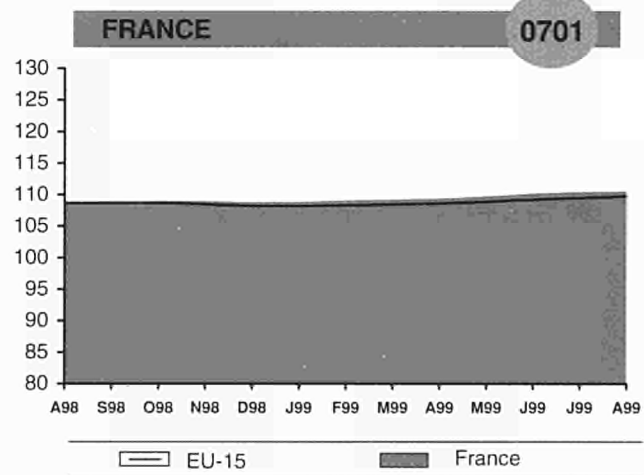
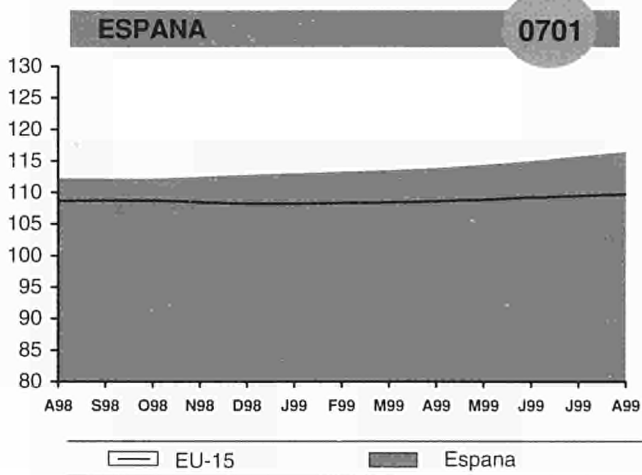
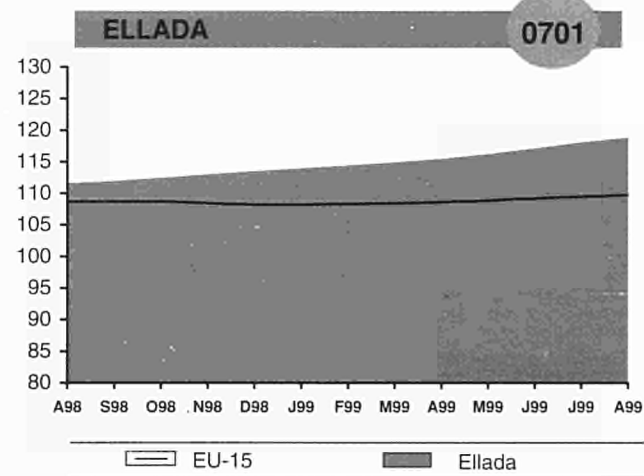
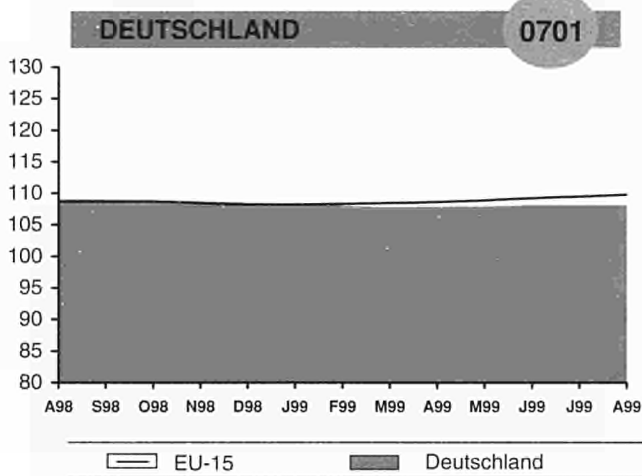
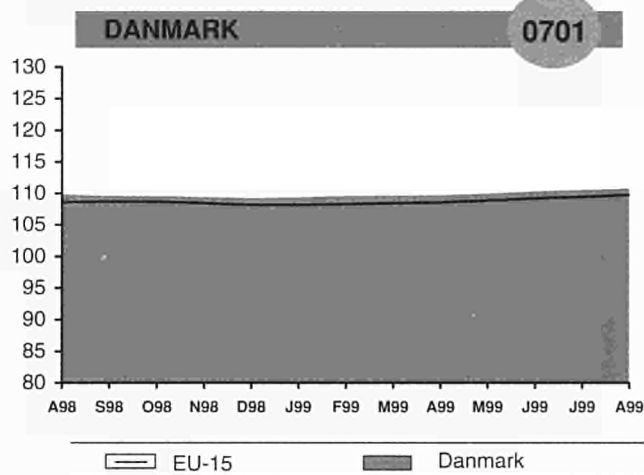
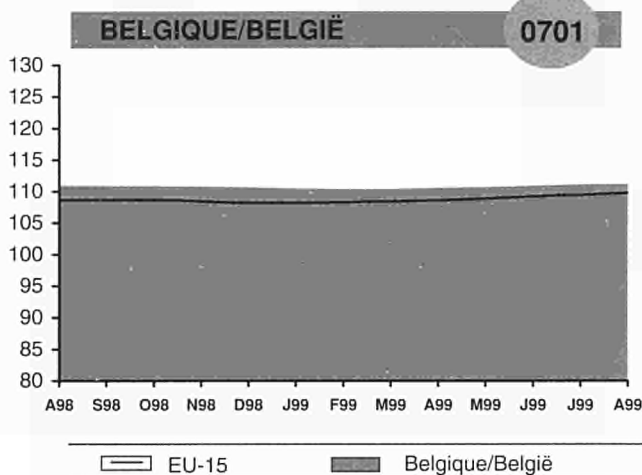


07

Industrielle Produktion
 Industrie insgesamt
 (ohne Baugewerbe)
 Trend 1995=100

Industrial production
 Total industry
 (excluding construction)
 Trend 1995=100

Production industrielle
 Ensemble de l'industrie
 (sans bâtiment)
 Tendence 1995=100



**SCHAUBILDER
GRAPHICS
GRAPHIQUES**

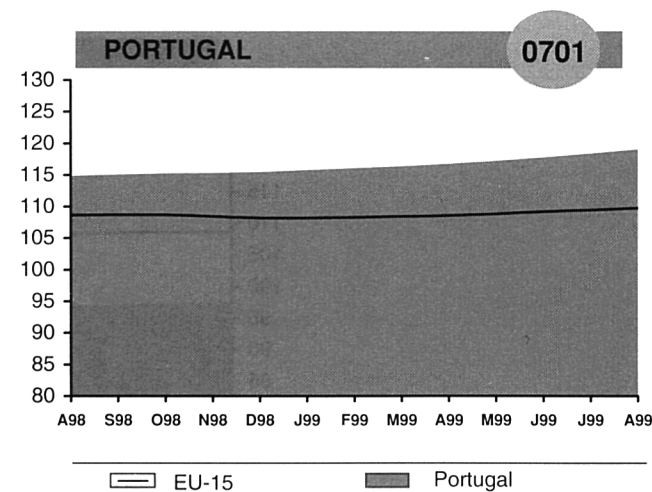
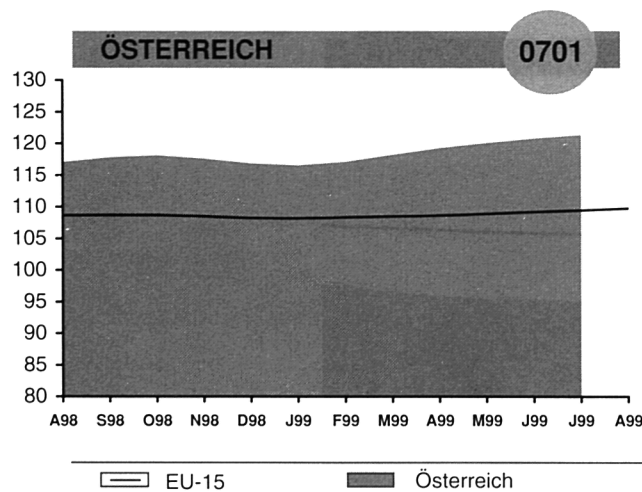
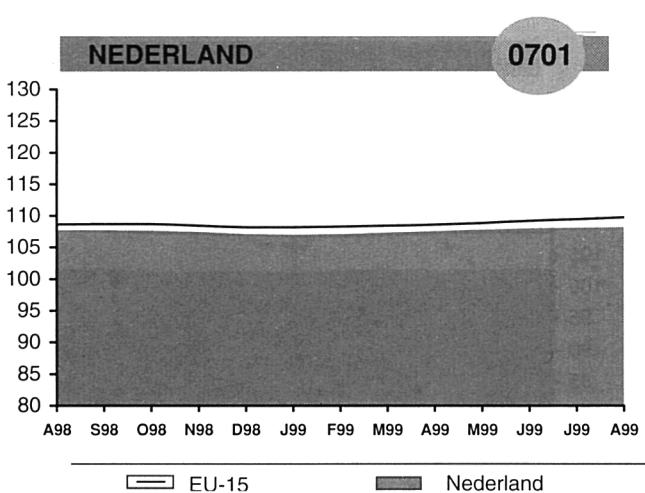
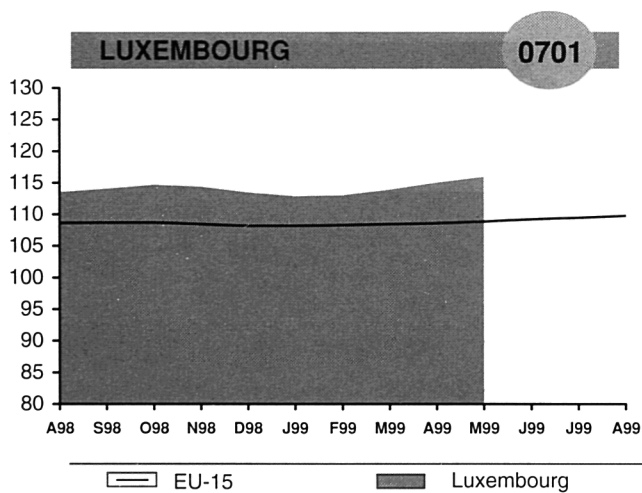
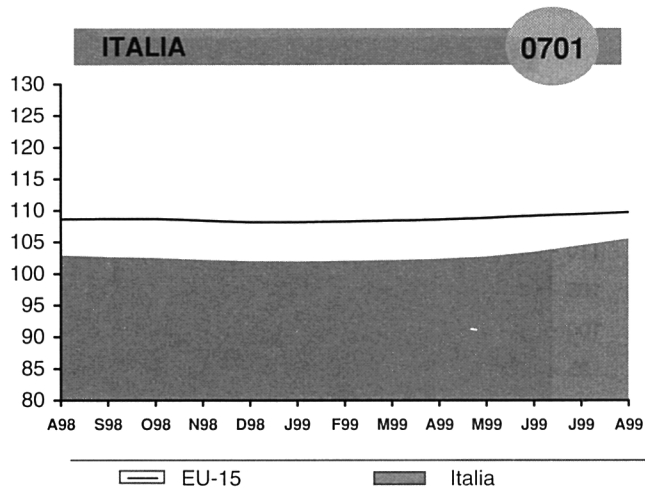
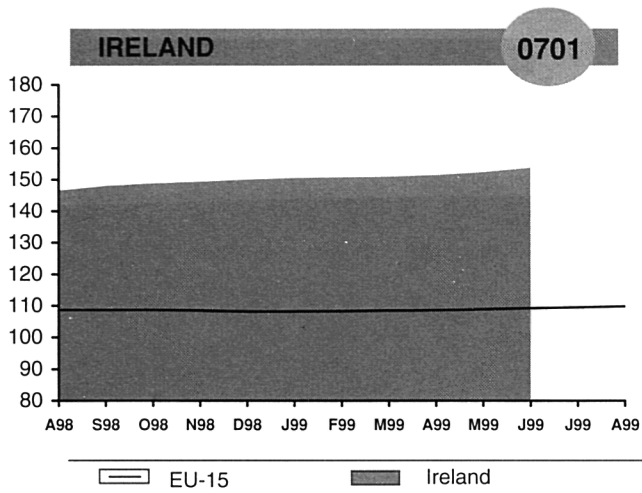


07

Industrielle Produktion
Industrie insgesamt
(ohne Baugewerbe)
Trend 1995=100

Industrial production
Total industry
(excluding construction)
Trend 1995=100

Production industrielle
Ensemble de l'industrie
(sans bâtiment)
Tendance 1995=100



SCHAUBILDER
 GRAPHICS
 GRAPHIQUES

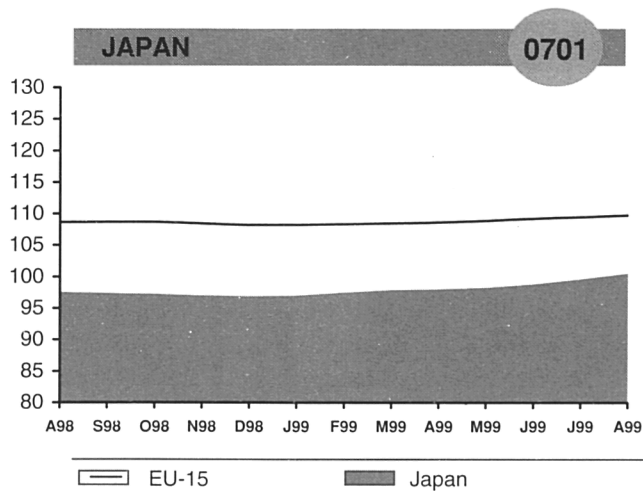
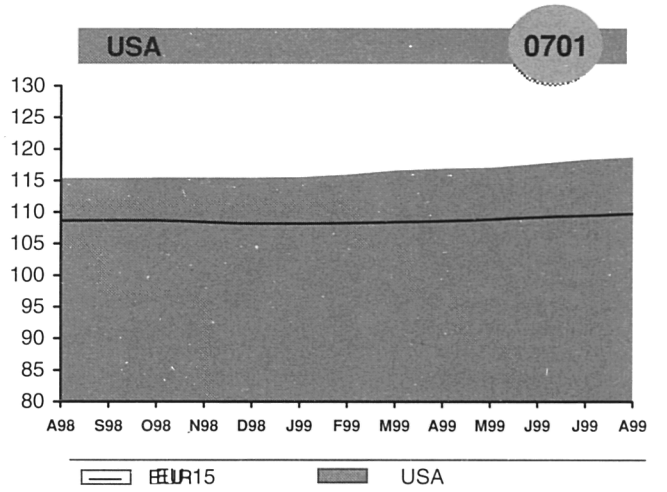
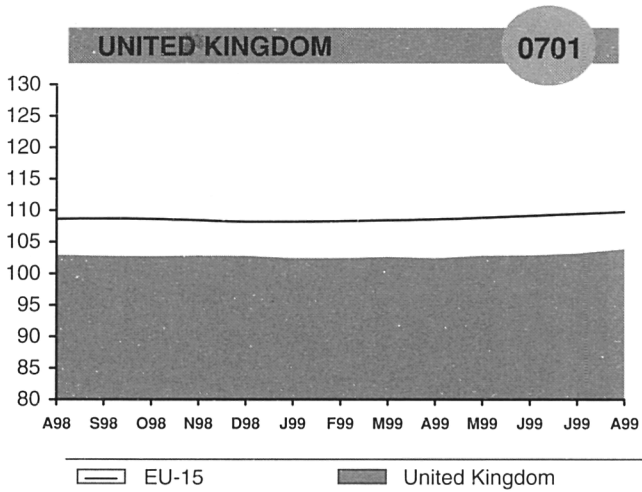
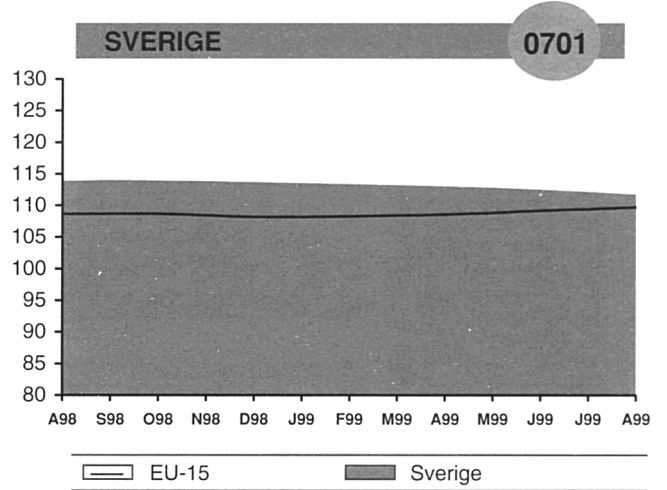
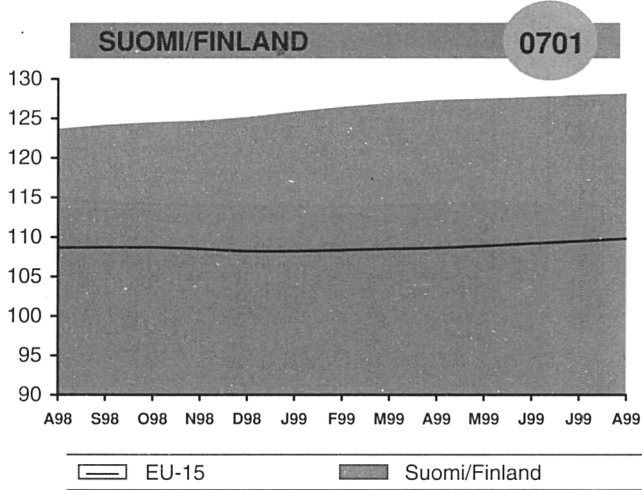


07


Industrielle Produktion
 Industrie insgesamt
 (ohne Baugewerbe)
 Trend 1995=100

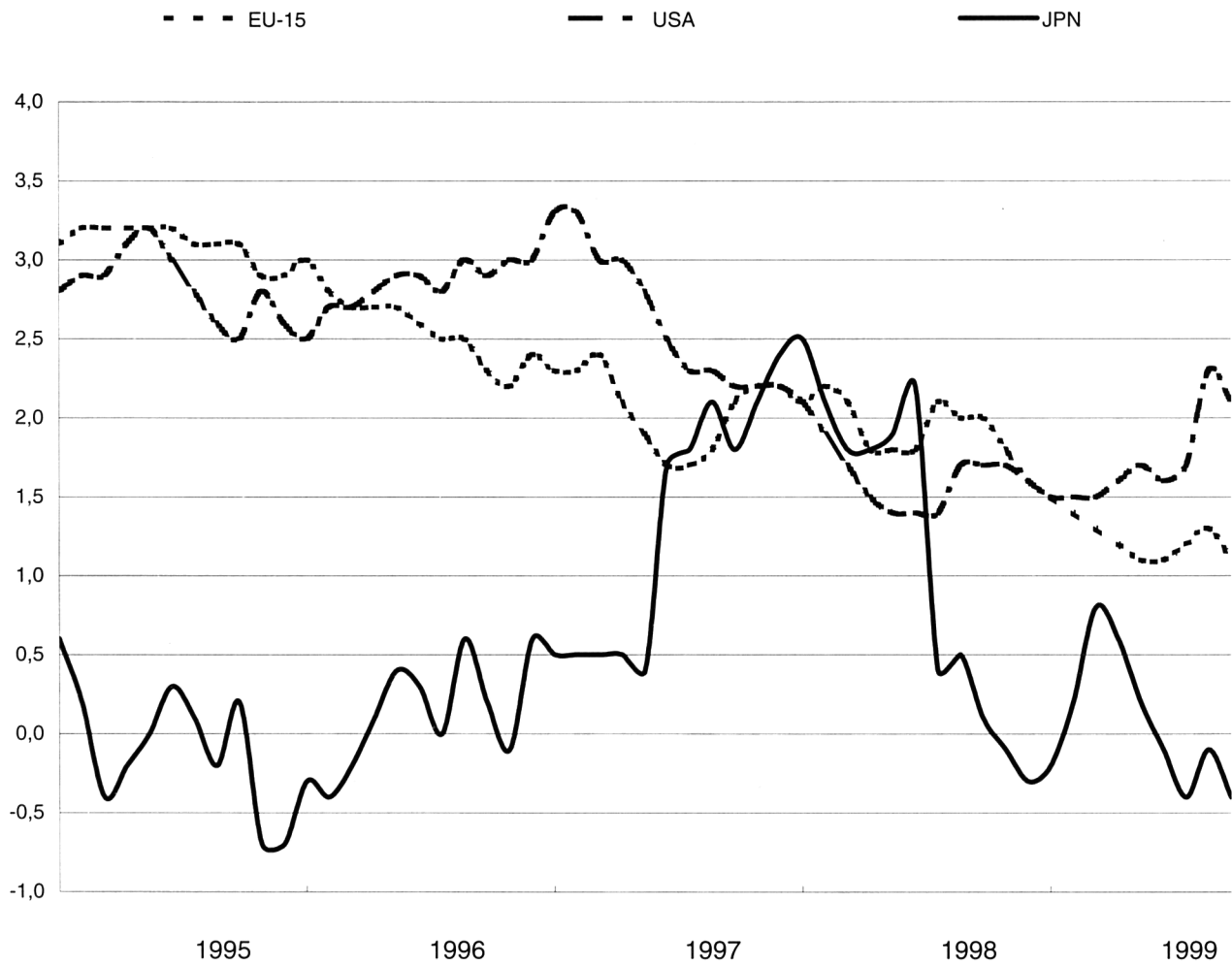
Industrial production
 Total industry
 (excluding construction)
 Trend 1995=100

Production industrielle
 Ensemble de l'industrie
 (sans bâtiment)
 Tendence 1995=100



SCHAUBILDER
GRAPHICS
GRAPHIQUES

| | | | | |
|---|-----------|-------------------------|-------------------------|-----------------------------------|
|  | 21 | Verbraucherpreisindizes | Consumer prices indices | Indice des prix à la consommation |
| | | Gesamtindex | General index | Indice général |
| | | T/T-12% | T/T-12% | T/T-12% |



GRAPHICS
GRAPHIQUES

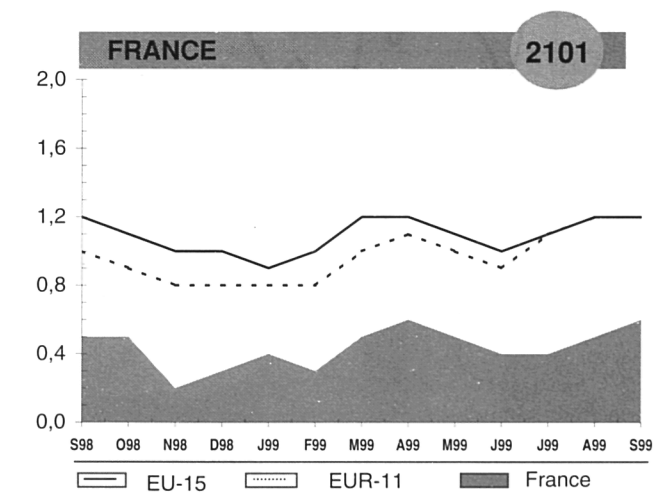
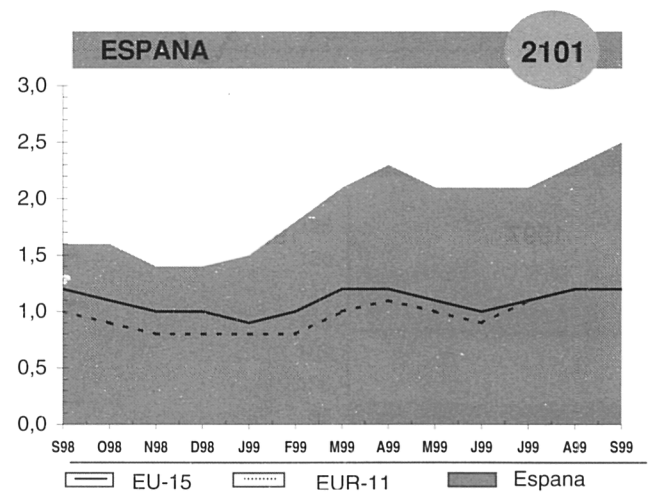
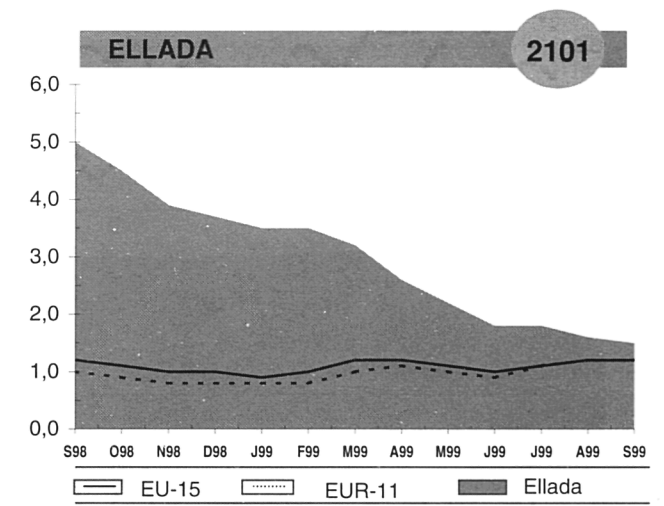
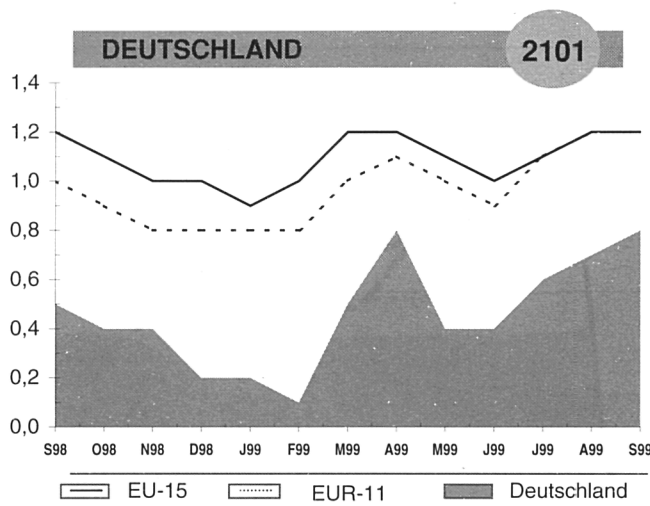
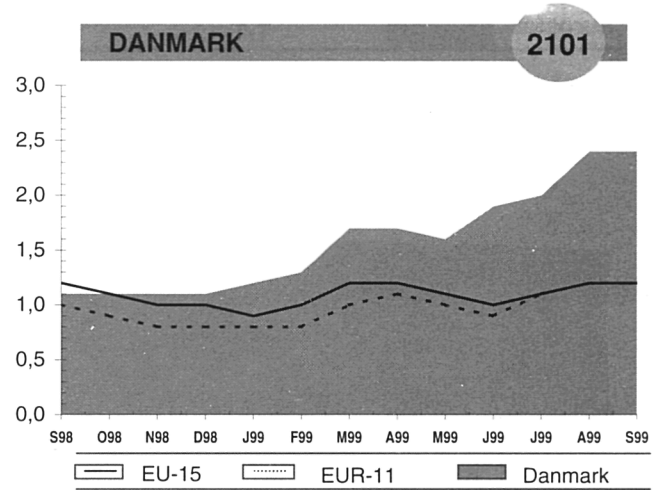
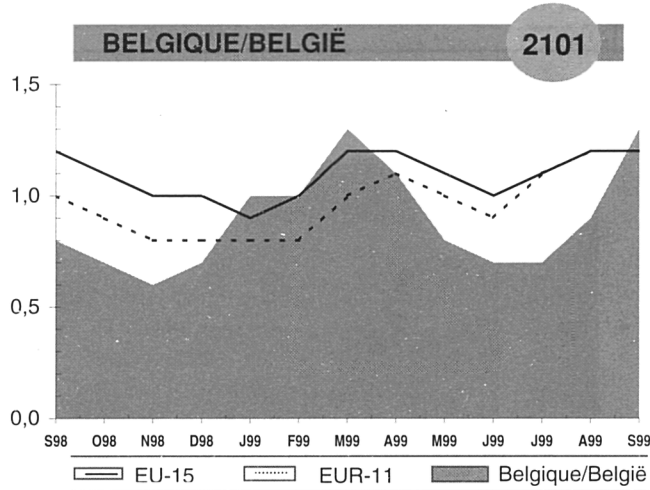


21

Harmonisierte
Verbraucherpreisindizes
Gesamtindex T/T-12%

Harmonized indices of
consumer prices General
index T/T-12%

Indices harmonisés des prix
à la consommation
Indice d'ensemble T/T-12%



SCHAUBILDER
 GRAPHICS
 GRAPHIQUES

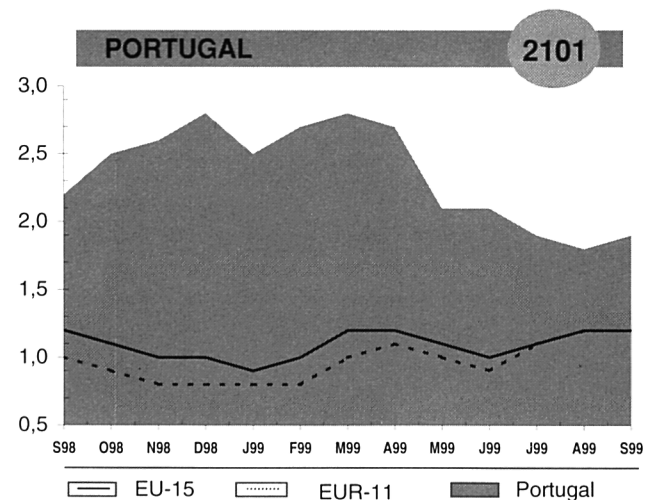
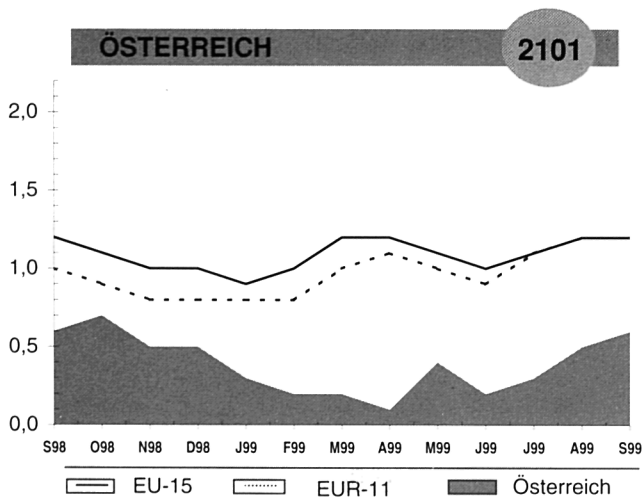
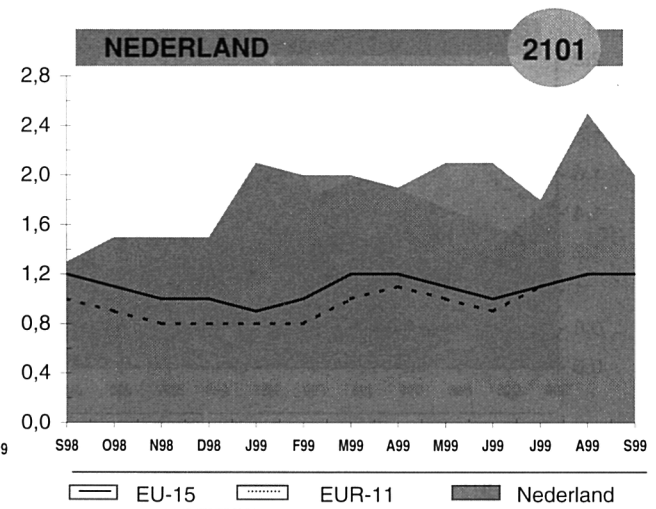
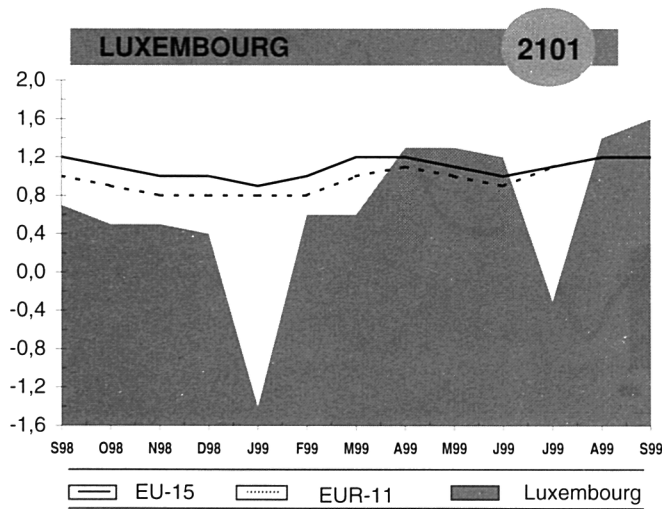
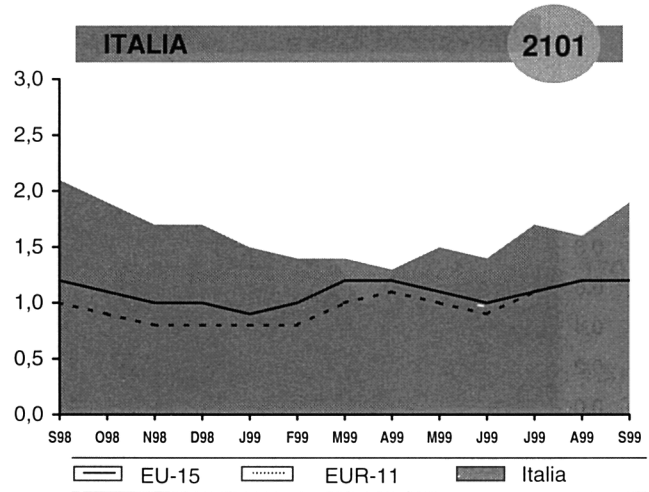
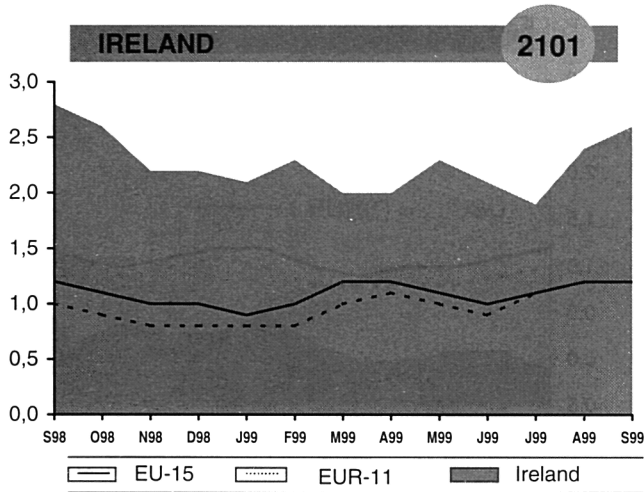


21

Harmonisierte
 Verbraucherpreisindizes
 Gesamtindex T/T-12%

Harmonized indices of
 consumer prices
 General index T/T-12%

Indices harmonisés des prix
 à la consommation
 Indice d'ensemble T/T-12%



SCHAUBILDER
 GRAPHICS
 GRAPHIQUES

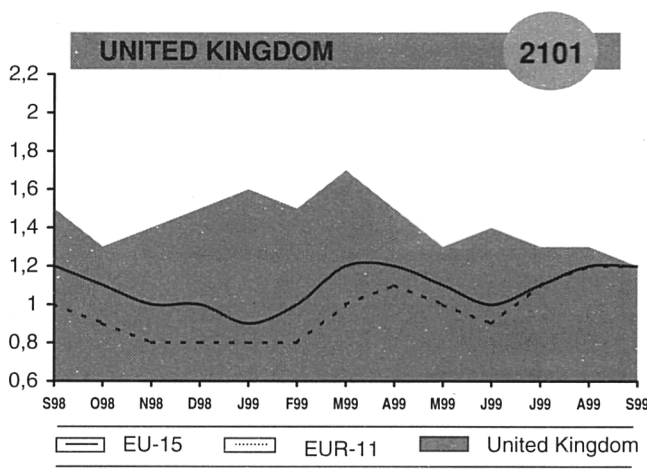
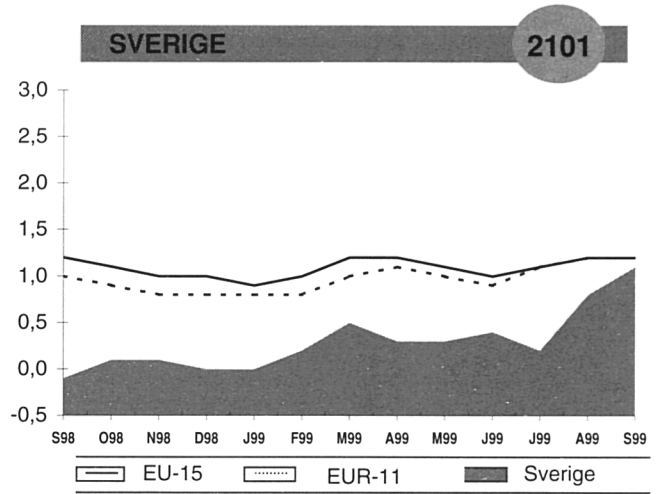
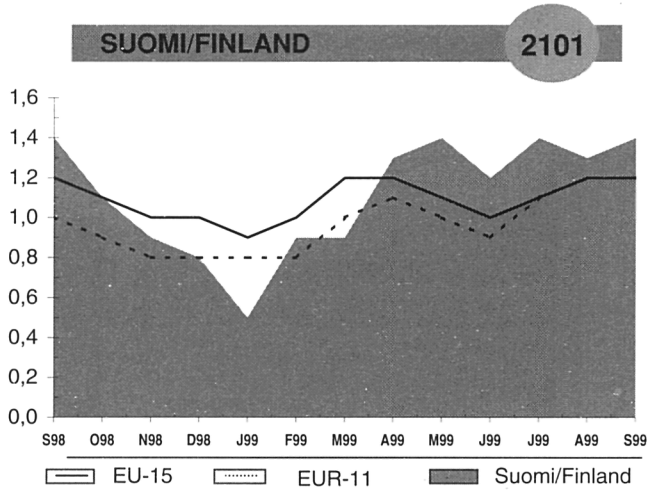


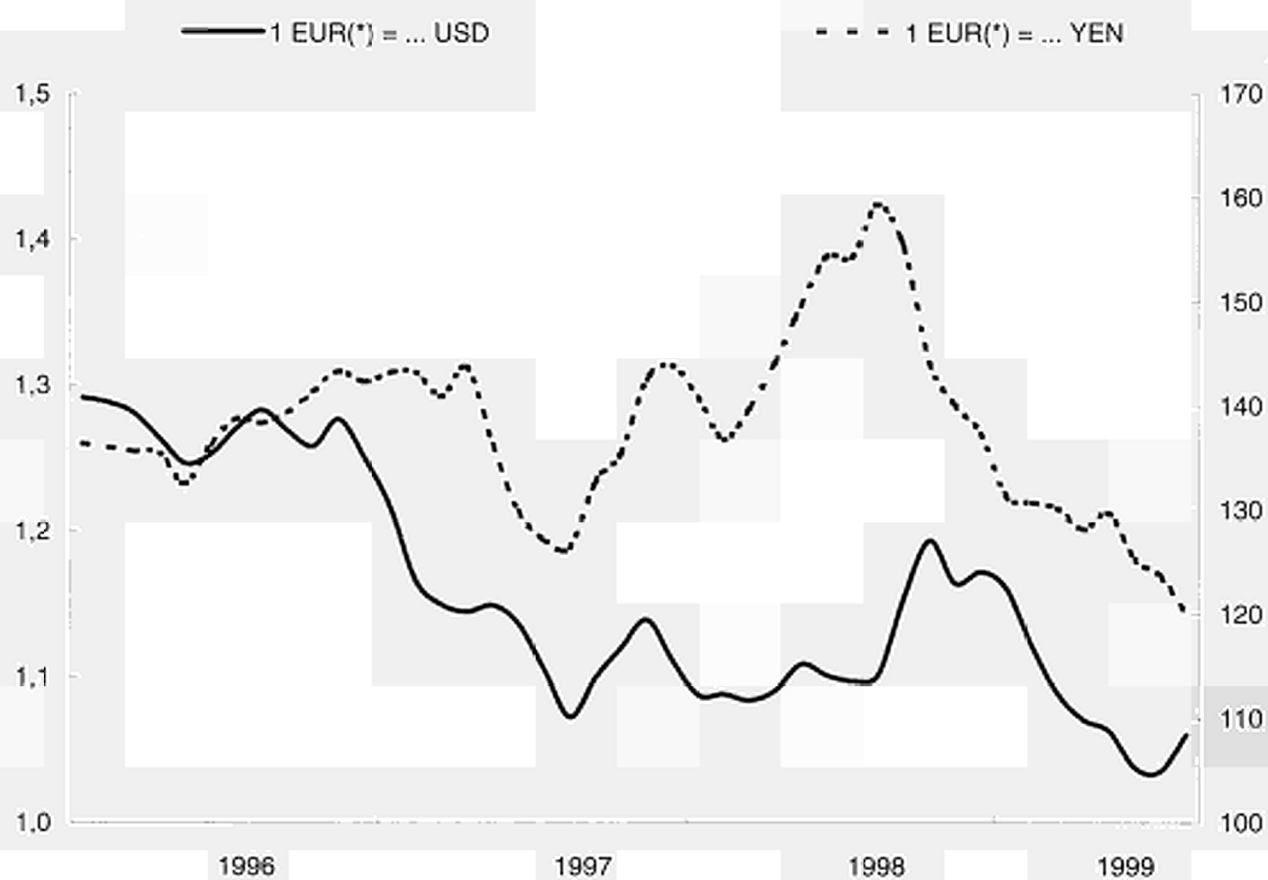
21

Harmonisierte
 Verbraucherpreisindizes
 Gesamtindex T/T-12%

Harmonized indices of
 consumer prices General
 index T/T-12%

Indices harmonisés des prix à la
 consommation
 Indice d'ensemble T/T-12%

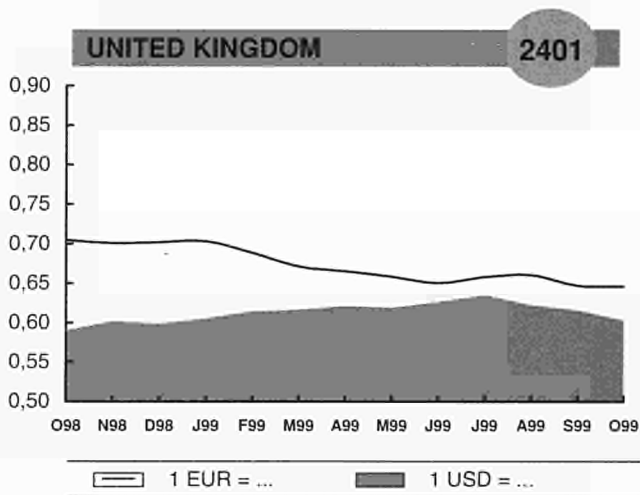
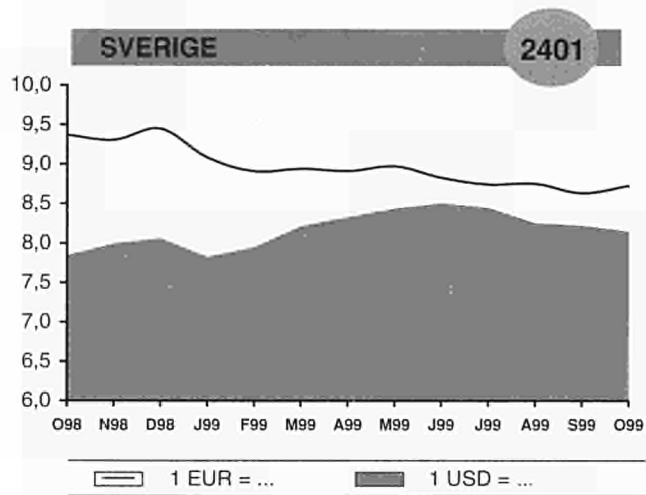
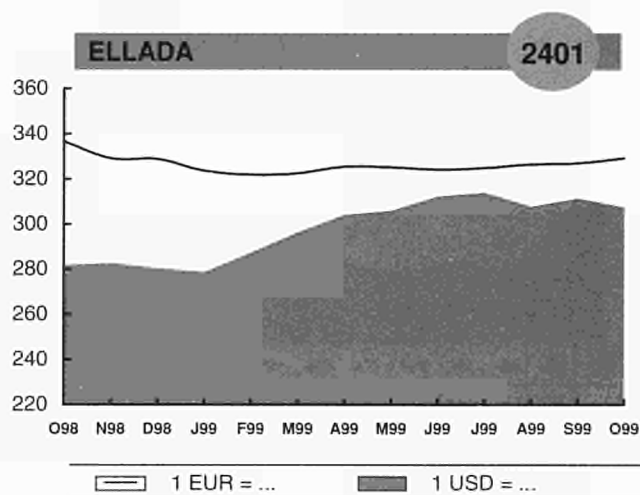
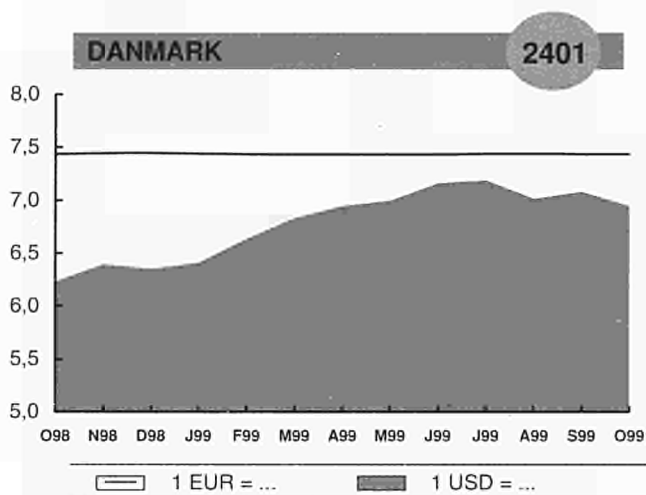




(*) ECU Wechselkurse vor 1.1.1999

(*) ECU rates before 1.1.1999

(*) Taux de l'écu avant le 1.1.1999



(1) ECU vor 1999

(1) ecu avant 1999

(1) ECU before 1999

1 EUR = ...

| | | |
|-----------------|-----|----------|
| BELGIQUE/BELGIË | BEF | 40,3399 |
| DEUTSCHLAND | DEM | 1,95583 |
| ESPAÑA | ESP | 166,386 |
| FRANCE | FRF | 6,55957 |
| IRELAND | IEP | 0,787564 |
| ITALIA | ITL | 1936,27 |
| LUXEMBOURG | LUF | 40,3399 |
| NEDERLAND | NLG | 2,20371 |
| ÖSTERREICH | ATS | 13,7603 |
| PORTUGAL | PTE | 200,482 |
| SUOMI/FINLAND | FIM | 5,94573 |

Tabellen Tables Tableaux

Die in dieser Ausgabe enthaltenen Angaben wurden der Datenbank New Cronos am 11. November 1999 entnommen.

Die Tabellen unterliegen einer Revision.

The data contained in this publications were extracted from New Cronos on 11 November 1999.

These data are at present being revised.

Les données contenues dans cette publication ont été extraites de la base New Cronos le 11 Novembre 1999.

Les tableaux sont sujet à révision.

**Volkswirtschaftliche Gesamtrechnungen
ESG 95**

National accounts ESA 95

Comptes nationaux SEC 95

VOLKSWIRTSCHAFTLICHE GESAMTRECHNUNGEN ES VG 95
NATIONAL ACCOUNTS ESA 95
COMPTES NATIONAUX SEC 95



| | Bruttoinlandsprodukt 0101 Mrd Euro(*) 1995 | | | | | | | | | | Gross domestic product Bn euro(*) 1995 | | | | | Produit intérieur brut Mrd euro(*) 1995 | | | |
|---------|--|---------|--------|--------|---------|--------|--------|---------|-------|--------|--|--------|--------|-------|--------|---|--------|---------|---------|
| | EU-15 | EUR-11 | B | DK | D | EL | E | F | IRL | I | L | NL | A | P | FIN | S | UK | US | JP |
| 1996 | 6678.91 | 5378.36 | 212.78 | 141.71 | 1894.38 | 90.84 | 457.34 | 1201.20 | 54.33 | 846.30 | 13.81 | 326.96 | 180.16 | 83.15 | 102.34 | 179.04 | 881.73 | 5749.27 | 4130.03 |
| 1997 | 6838.88 | 5496.47 | 219.61 | 146.16 | 1921.87 | 93.72 | 474.88 | 1224.85 | 60.12 | 858.85 | 14.37 | 339.35 | 184.70 | 86.03 | 108.06 | 182.20 | 912.69 | 5975.31 | 4187.45 |
| 1998 | 7021.47 | 5646.24 | 225.99 | 150.08 | 1963.23 | 97.18 | 493.67 | 1263.59 | 65.23 | 870.33 | 15.19 | 351.78 | 190.70 | 89.03 | 114.10 | 187.44 | 933.14 | 6207.21 | 4066.03 |
| 1999 | 7166.30 | 5770.19 | 230.32 | 152.62 | 1996.10 | 100.46 | 510.00 | 1293.09 | 71.27 | 884.14 | 15.68 | 359.75 | 195.01 | 91.89 | 118.35 | 191.52 | 943.80 | 6336.75 | 4088.97 |
| 1995 IV | 1651.06 | 1330.96 | 52.84 | 34.84 | 471.58 | : | 111.99 | 296.97 | : | 210.35 | : | 77.00 | 44.44 | 13.89 | 24.56 | 44.29 | 216.62 | 1401.91 | 996.63 |
| 1996 I | 1655.52 | 1333.25 | 52.76 | 35.00 | 467.47 | : | 112.93 | 299.21 | : | 211.80 | : | 77.71 | 44.65 | 13.96 | 25.15 | 44.46 | 218.36 | 1413.45 | 1025.96 |
| II | 1666.05 | 1341.90 | 52.97 | 35.48 | 473.77 | : | 113.79 | 299.69 | : | 210.88 | : | 78.15 | 45.06 | 14.09 | 25.26 | 44.62 | 219.49 | 1434.38 | 1028.35 |
| III | 1675.83 | 1349.90 | 53.40 | 35.65 | 475.85 | : | 115.09 | 301.14 | : | 211.91 | : | 79.11 | 45.02 | 13.87 | 25.78 | 44.97 | 220.88 | 1441.79 | 1031.29 |
| IV | 1681.50 | 1353.30 | 53.68 | 35.59 | 477.83 | : | 115.60 | 301.55 | : | 211.14 | : | 79.35 | 45.35 | 14.28 | 26.16 | 45.05 | 222.87 | 1456.81 | 1047.41 |
| 1997 I | 1685.16 | 1353.91 | 53.64 | 35.96 | 475.64 | : | 116.73 | 302.76 | : | 210.86 | : | 80.07 | 45.55 | 14.33 | 26.15 | 45.26 | 225.31 | 1471.93 | 1064.56 |
| II | 1704.96 | 1370.36 | 54.79 | 36.73 | 481.14 | : | 118.02 | 304.78 | : | 214.30 | : | 80.88 | 45.73 | 14.57 | 26.95 | 45.33 | 227.23 | 1486.26 | 1038.08 |
| III | 1717.66 | 1380.32 | 55.39 | 36.61 | 482.84 | : | 119.08 | 307.30 | : | 215.85 | : | 82.00 | 46.32 | 14.40 | 27.32 | 45.85 | 229.48 | 1501.60 | 1048.79 |
| IV | 1731.10 | 1391.88 | 55.82 | 36.88 | 484.66 | : | 121.11 | 310.58 | : | 217.25 | : | 82.82 | 47.00 | 14.84 | 27.66 | 46.43 | 230.55 | 1512.57 | 1039.05 |
| 1998 I | 1743.22 | 1401.92 | 55.85 | 37.29 | 489.78 | : | 121.80 | 313.44 | : | 216.22 | : | 83.58 | 47.46 | 14.92 | 28.08 | 46.02 | 231.80 | 1533.13 | 1026.40 |
| II | 1751.86 | 1409.04 | 56.74 | 37.13 | 489.78 | : | 122.75 | 316.13 | : | 217.29 | : | 84.20 | 47.66 | 15.10 | 28.39 | 46.87 | 232.88 | 1540.09 | 1018.96 |
| III | 1761.93 | 1416.66 | 56.80 | 37.86 | 491.76 | : | 124.22 | 317.64 | : | 218.60 | : | 84.63 | 47.71 | 14.90 | 28.70 | 47.18 | 234.12 | 1554.04 | 1016.01 |
| IV | 1764.46 | 1418.62 | 56.63 | 37.82 | 490.42 | : | 124.96 | 319.68 | : | 217.63 | : | 85.60 | 47.83 | 15.26 | 28.95 | 47.84 | 234.23 | 1576.88 | 1007.59 |
| 1999 I | 1771.43 | 1424.78 | 56.78 | 37.62 | 492.61 | : | 125.73 | 320.83 | : | 218.03 | : | 86.17 | 48.04 | : | 29.04 | : | 234.53 | 1593.70 | 1027.50 |
| II | 1780.88 | 1432.21 | 57.72 | 37.69 | 492.83 | : | 127.16 | 322.82 | : | 218.94 | : | 86.85 | 48.46 | : | 29.33 | : | 235.71 | 1600.06 | 1029.78 |

| | Veränderung des 0102 Bruttoinlandsprodukts Volumen -(T/T-1 %) | | | | | | | | | | Changes in gross domestic product -volume terms (T/T-1 %) | | | | | Evolution du produit intérieur brut -volume (T/T-1 %) | | | |
|---------|---|--------|------|------|------|-----|-----|------|------|------|---|-----|------|------|------|---|-----|-----|------|
| | EU-15 | EUR-11 | B | DK | D | EL | E | F | IRL | I | L | NL | A | P | FIN | S | UK | US | JP |
| 1996 | 1.5 | 1.3 | 0.9 | 2.9 | 0.8 | 2.4 | 2.3 | 1.1 | 8.3 | 0.9 | 2.6 | 3.0 | 2.0 | 3.2 | 4.1 | 1.3 | 2.6 | 3.5 | 5.2 |
| 1997 | 2.4 | 2.2 | 3.2 | 3.1 | 1.5 | 3.2 | 3.8 | 2.0 | 10.7 | 1.5 | 4.1 | 3.8 | 2.5 | 3.5 | 5.6 | 1.8 | 3.5 | 3.9 | 1.4 |
| 1998 | 2.7 | 2.7 | 2.9 | 2.7 | 2.2 | 3.7 | 4.0 | 3.2 | 8.5 | 1.3 | 5.7 | 3.7 | 3.3 | 3.5 | 5.6 | 2.9 | 2.2 | 3.9 | -2.9 |
| 1999 | 2.1 | 2.2 | 1.9 | 1.7 | 1.7 | 3.4 | 3.3 | 2.3 | 9.3 | 1.6 | 3.2 | 2.3 | 2.3 | 3.2 | 3.7 | 2.2 | 1.1 | 2.1 | 0.6 |
| 1995 IV | 0.3 | 0.2 | 0.4 | 1.0 | 0.2 | : | 0.2 | -0.2 | : | 0.4 | : | 0.2 | 0.5 | 3.3 | -0.2 | -0.6 | 0.6 | 0.7 | 0.8 |
| 1996 I | 0.3 | 0.2 | -0.1 | 0.5 | -0.9 | : | 0.8 | 0.8 | : | 0.7 | : | 0.9 | 0.5 | 0.5 | 2.4 | 0.4 | 0.8 | 0.8 | 2.9 |
| II | 0.6 | 0.7 | 0.4 | 1.4 | 1.4 | : | 0.8 | 0.2 | : | -0.4 | : | 0.6 | 0.9 | 0.9 | 0.5 | 0.4 | 0.5 | 1.5 | 0.2 |
| III | 0.6 | 0.6 | 0.8 | 0.5 | 0.4 | : | 1.1 | 0.5 | : | 0.5 | : | 1.2 | -0.1 | -1.6 | 2.1 | 0.8 | 0.6 | 0.5 | 0.3 |
| IV | 0.3 | 0.3 | 0.5 | -0.2 | 0.4 | : | 0.4 | 0.1 | : | -0.4 | : | 0.3 | 0.7 | 3.0 | 1.5 | 0.2 | 0.9 | 1.0 | 1.6 |
| 1997 I | 0.2 | 0.0 | -0.1 | 1.0 | -0.5 | : | 1.0 | 0.4 | : | -0.1 | : | 0.9 | 0.4 | 0.4 | -0.1 | 0.5 | 1.1 | 1.0 | 1.6 |
| II | 1.2 | 1.2 | 2.1 | 2.1 | 1.2 | : | 1.1 | 0.7 | : | 1.6 | : | 1.0 | 0.4 | 1.7 | 3.1 | 0.2 | 0.9 | 1.0 | -2.5 |
| III | 0.8 | 0.7 | 1.1 | -0.3 | 0.4 | : | 0.9 | 0.8 | : | 0.7 | : | 1.4 | 1.3 | -1.2 | 1.4 | 1.1 | 1.0 | 1.0 | 1.0 |
| IV | 0.8 | 0.8 | 0.8 | 0.7 | 0.4 | : | 1.7 | 1.1 | : | 0.7 | : | 1.0 | 1.5 | 3.0 | 1.3 | 1.3 | 0.5 | 0.7 | -0.9 |
| 1998 I | 0.7 | 0.7 | 0.1 | 1.1 | 1.1 | : | 0.6 | 0.9 | : | -0.5 | : | 0.9 | 1.0 | 0.6 | 1.5 | -0.9 | 0.5 | 1.4 | -1.2 |
| II | 0.5 | 0.5 | 1.6 | -0.4 | : | : | 0.8 | 0.9 | : | 0.5 | : | 0.7 | 0.4 | 1.2 | 1.1 | 1.9 | 0.5 | 0.5 | -0.7 |
| III | 0.6 | 0.5 | 0.1 | 2.0 | 0.4 | : | 1.2 | 0.5 | : | 0.6 | : | 0.5 | 0.1 | -1.3 | 1.1 | 0.7 | 0.5 | 0.9 | -0.3 |
| IV | 0.1 | 0.1 | -0.3 | -0.1 | -0.3 | : | 0.6 | 0.6 | : | -0.4 | : | 1.2 | 0.3 | 2.4 | 0.9 | 1.4 | 0.1 | 1.5 | -0.8 |
| 1999 I | 0.4 | 0.4 | 0.3 | -0.5 | 0.5 | : | 0.6 | 0.4 | : | 0.2 | : | 0.7 | 0.4 | : | 0.3 | : | 0.1 | 1.1 | 2.0 |
| II | 0.5 | 0.5 | 1.6 | 0.2 | 0.0 | : | 1.1 | 0.6 | : | 0.4 | : | 0.8 | 0.9 | : | 1.0 | : | 0.5 | 0.4 | 0.2 |

(*)Vor 1/1/1999 un ECU

Die Daten für EU-15 und EUR-11 wurden in einer zusammenhängenden Weise errechnet, die alle verfügbaren Daten der Mitgliedstaaten, die vierteljährliche Ergebnisse bereitstellen, verwendet.

Vierteljährliche Daten : NL, A, P, US und JP Inlandskonzept
 Jährliche Daten : A, EL, L und P Inlandskonzept

Saisonbereinigte Daten : S ist auch arbeitstaglich bereinigte Daten

US und JP Inlandskonzept

(*)ECU before 1/1/1999

Data for EU-15 and EUR-11 are calculated statistically using data available from those Member States which compile quarterly accounts.

Quarterly data : NL, A, P, US and JP under national concept
 Annually data : A, EL, L and P under national concept

Seasonally adjusted figures: S is also corrected for working days.

US and JP national concept

(*)ECU avant 1/1/1999

Les données d'EU-15 et EUR-11 sont calculées selon un cadre statistique utilisant comme indicateurs les données de tous les Etats membres qui élaborent une comptabilité trimestrielle.

Données trimestrielles : NL, A, P, US et JP en concept national
 Données annuelles : A, EL, L et P en concept national

Données désaisonnalisées: S fait aussi une correction par jours ouvrables.

US et JP concept national

VOLKSWIRTSCHAFTLICHE GESAMTRECHNUNGEN ESGV 95
 NATIONAL ACCOUNT ESA 95
 COMPTES NATIONAUX SEC 95



| | 0103 Privater Endverbrauch Mrd Euro(*) 1995 | | | | | | | | | | Private final consumption Bn euro(*) 1995 | | | | | Consommation finale privée Mrd euro(*) 1995 | | | | |
|---------|---|---------|--------|-------|---------|-------|--------|--------|-------|--------|---|--------|--------|-------|-------|---|--------|---------|---------|--|
| | EU-15 | EUR-11 | B | DK | D | EL | E | F | IRL | I | L | NL | A | P | FIN | S | UK | US | JP | |
| 1996 | 3842.65 | 3039.12 | 115.14 | 71.58 | 1076.59 | 67.71 | 272.67 | 668.00 | 28.40 | 497.35 | 6.95 | 161.86 | 101.45 | 53.26 | 52.90 | 93.74 | 567.84 | 3908.14 | 2431.42 | |
| 1997 | 3913.12 | 3081.22 | 117.74 | 74.25 | 1084.57 | 69.45 | 280.51 | 669.26 | 30.20 | 509.93 | 7.13 | 166.15 | 102.19 | 54.85 | 54.44 | 95.63 | 589.94 | 4040.64 | 2456.10 | |
| 1998 | 4029.08 | 3170.86 | 121.72 | 76.86 | 1109.41 | 70.70 | 292.05 | 691.93 | 32.69 | 519.33 | 7.26 | 173.04 | 103.89 | 57.92 | 57.43 | 98.09 | 609.77 | 4237.80 | 2428.45 | |
| 1999 | 4066.12 | 3226.68 | 124.62 | 78.41 | 1138.58 | 72.11 | 302.80 | 711.13 | 35.14 | 528.58 | 7.44 | 179.29 | 106.16 | 60.17 | 59.63 | 100.74 | 623.37 | 4388.75 | 2411.03 | |
| 1995 IV | 946.68 | 750.36 | 28.64 | 17.52 | 267.74 | : | 67.22 | 164.56 | : | 123.10 | : | 46.03 | 25.10 | 9.05 | 12.89 | 23.24 | 138.22 | 955.51 | 598.83 | |
| 1996 I | 956.48 | 757.57 | 28.70 | 17.71 | 267.84 | : | 68.15 | 167.64 | : | 123.57 | : | 46.34 | 25.38 | 9.28 | 13.20 | 23.39 | 140.36 | 964.17 | 607.57 | |
| II | 956.96 | 756.96 | 28.78 | 17.80 | 268.59 | : | 67.35 | 166.45 | : | 123.70 | : | 46.43 | 25.67 | 9.26 | 13.14 | 23.22 | 141.41 | 975.36 | 605.70 | |
| III | 963.59 | 762.12 | 28.76 | 17.94 | 269.82 | : | 68.53 | 168.16 | : | 124.34 | : | 47.00 | 25.07 | 9.25 | 13.16 | 23.58 | 142.19 | 979.82 | 606.58 | |
| IV | 965.62 | 762.48 | 28.92 | 18.12 | 270.30 | : | 68.69 | 165.96 | : | 125.40 | : | 47.24 | 25.28 | 9.34 | 13.42 | 23.60 | 143.66 | 986.87 | 613.33 | |
| 1997 I | 969.63 | 765.16 | 29.20 | 18.18 | 270.83 | : | 69.52 | 166.01 | : | 126.16 | : | 47.54 | 25.44 | 9.47 | 13.46 | 23.61 | 144.71 | 997.31 | 635.22 | |
| II | 976.88 | 769.08 | 29.33 | 18.79 | 272.17 | : | 69.47 | 166.36 | : | 127.55 | : | 48.04 | 25.43 | 9.49 | 13.55 | 24.02 | 146.95 | 1001.28 | 603.20 | |
| III | 978.95 | 770.31 | 29.51 | 18.39 | 270.51 | : | 70.47 | 167.41 | : | 127.81 | : | 48.12 | 25.58 | 9.59 | 13.58 | 23.99 | 148.20 | 1016.54 | 612.65 | |
| IV | 987.67 | 776.67 | 29.73 | 18.87 | 272.22 | : | 71.09 | 169.73 | : | 128.06 | : | 48.97 | 25.71 | 9.69 | 13.85 | 24.07 | 149.84 | 1023.53 | 606.80 | |
| 1998 I | 996.31 | 783.94 | 30.43 | 18.89 | 275.96 | : | 71.35 | 170.94 | : | 128.42 | : | 49.37 | 25.74 | 9.90 | 14.02 | 24.19 | 151.02 | 1038.76 | 608.84 | |
| II | 1004.04 | 789.91 | 30.32 | 19.27 | 275.74 | : | 72.73 | 173.15 | : | 129.67 | : | 50.06 | 25.93 | 10.09 | 14.25 | 24.40 | 152.06 | 1054.18 | 607.99 | |
| III | 1010.96 | 796.19 | 30.53 | 19.26 | 278.15 | : | 73.47 | 174.20 | : | 130.29 | : | 50.73 | 26.04 | 10.15 | 14.42 | 24.69 | 152.41 | 1064.79 | 607.15 | |
| IV | 1017.77 | 800.82 | 30.46 | 19.42 | 279.16 | : | 74.54 | 175.21 | : | 130.60 | : | 51.13 | 26.12 | 10.22 | 14.76 | 24.88 | 154.03 | 1077.98 | 606.23 | |
| 1999 I | 1024.91 | 805.18 | 31.08 | 19.42 | 281.19 | : | 74.89 | 175.53 | : | 130.86 | : | 51.82 | 26.28 | : | 14.69 | : | 156.44 | 1095.63 | 613.78 | |
| II | 1028.32 | 806.95 | 30.88 | 19.09 | 279.91 | : | 75.90 | 176.43 | : | 131.28 | : | : | 26.42 | : | 14.75 | : | 158.13 | 1108.56 | 618.91 | |

| | 0104 Veränderung des privaten Endverbrauch –Volumen (T/T–1%) | | | | | | | | | | Changes in private final consumption–volume terms (T/T–1%) | | | | | Evolution de la consommation finale privée –volume (T/T–1%) | | | | |
|---------|--|--------|------|------|------|-----|------|------|-----|------|--|-----|------|------|------|---|-----|-----|------|--|
| | EU-15 | EUR-11 | B | DK | D | EL | E | F | IRL | I | L | NL | A | P | FIN | S | UK | US | JP | |
| 1996 | 1.8 | 1.4 | 1.2 | 3.0 | 0.8 | 1.9 | 2.1 | 1.3 | 6.1 | 0.9 | 2.1 | 4.0 | 2.0 | 2.5 | 3.5 | 1.3 | 3.6 | 3.2 | 3.0 | |
| 1997 | 1.8 | 1.4 | 2.3 | 3.7 | 0.7 | 2.6 | 2.9 | 0.2 | 6.3 | 2.5 | 2.5 | 2.7 | 0.7 | 3.0 | 2.9 | 2.0 | 3.9 | 3.4 | 1.0 | |
| 1998 | 3.0 | 2.9 | 3.4 | 3.5 | 2.3 | 1.8 | 4.1 | 3.4 | 8.3 | 1.8 | 1.8 | 4.2 | 1.7 | 5.6 | 5.5 | 2.6 | 3.4 | 4.9 | -1.1 | |
| 1999 | 2.6 | 2.7 | 2.4 | 2.0 | 2.6 | 2.0 | 3.7 | 2.8 | 7.5 | 1.8 | 2.5 | 3.6 | 2.2 | 3.9 | 3.8 | 2.7 | 2.2 | 3.6 | -0.7 | |
| 1995 IV | 0.1 | -0.1 | 0.5 | -0.0 | -0.3 | : | 0.7 | -0.2 | : | -0.3 | : | 0.2 | 0.6 | 0.6 | 1.4 | 0.5 | 1.0 | 0.6 | 0.4 | |
| 1996 I | 1.0 | 1.0 | 0.2 | 1.1 | 0.0 | : | 1.4 | 1.9 | : | 0.4 | : | 0.7 | 1.1 | 2.6 | 2.4 | 0.6 | 1.6 | 0.9 | 1.5 | |
| II | 0.1 | -0.1 | 0.3 | 0.5 | 0.3 | : | -1.2 | -0.7 | : | 0.1 | : | 0.2 | 1.1 | -0.2 | -0.5 | -0.7 | 0.7 | 1.2 | -0.3 | |
| III | 0.7 | 0.7 | -0.1 | 0.8 | 0.5 | : | 1.8 | 1.0 | : | 0.5 | : | 1.2 | -2.3 | -0.1 | 0.2 | 1.6 | 0.6 | 0.5 | 0.2 | |
| IV | 0.2 | 0.1 | 0.5 | 1.0 | 0.2 | : | 0.2 | -1.3 | : | 0.9 | : | 0.5 | 0.8 | 1.0 | 2.0 | 0.1 | 1.0 | 0.7 | 1.1 | |
| 1997 I | 0.4 | 0.4 | 1.0 | 0.3 | 0.2 | : | 1.2 | 0.0 | : | 0.6 | : | 0.6 | 0.6 | 1.4 | 0.3 | 0.0 | 0.7 | 1.1 | 3.6 | |
| II | 0.8 | 0.5 | 0.4 | 3.3 | 0.5 | : | -0.1 | 0.2 | : | 1.1 | : | 1.1 | -0.0 | 0.3 | 0.7 | 1.7 | 1.6 | 0.4 | -5.0 | |
| III | 0.2 | 0.2 | 0.6 | -2.1 | -0.6 | : | 1.4 | 0.6 | : | 0.2 | : | 0.2 | 0.6 | 1.0 | 0.2 | -0.1 | 0.9 | 1.5 | 1.6 | |
| IV | 0.9 | 0.8 | 0.7 | 2.6 | 0.6 | : | 0.9 | 1.4 | : | 0.2 | : | 1.8 | 0.5 | 1.0 | 2.0 | 0.3 | 1.1 | 0.7 | -1.0 | |
| 1998 I | 0.9 | 0.9 | 2.4 | 0.1 | 1.4 | : | 0.4 | 0.7 | : | 0.3 | : | 0.8 | 0.1 | 2.2 | 1.2 | 0.5 | 0.8 | 1.5 | 0.3 | |
| II | 0.8 | 0.8 | -0.4 | 2.0 | -0.1 | : | 1.9 | 1.3 | : | 1.0 | : | 1.4 | 0.7 | 2.0 | 1.7 | 0.9 | 0.7 | 1.5 | -0.1 | |
| III | 0.7 | 0.8 | 0.7 | -0.1 | 0.9 | : | 1.0 | 0.6 | : | 0.5 | : | 1.3 | 0.4 | 0.6 | 1.2 | 1.2 | 0.2 | 1.0 | -0.1 | |
| IV | 0.7 | 0.6 | -0.3 | 0.8 | 0.4 | : | 1.5 | 0.6 | : | 0.2 | : | 0.8 | 0.3 | 0.7 | 2.3 | 0.8 | 1.1 | 1.2 | -0.2 | |
| 1999 I | 0.7 | 0.5 | 2.0 | -0.0 | 0.7 | : | 0.5 | 0.2 | : | 0.2 | : | 1.4 | 0.6 | : | -0.4 | : | 1.6 | 1.6 | 1.3 | |
| II | 0.3 | 0.2 | -0.6 | -1.7 | -0.5 | : | 1.4 | 0.5 | : | 0.3 | : | : | 0.5 | : | 0.4 | : | 1.1 | 1.2 | 0.8 | |

(*)Vor 1/1/1999 un ECU

Die Daten für EU-15 und EUR-11 wurden in einer zusammenhängenden Weise errechnet, die alle verfügbaren Daten der Mitgliedstaaten, die vierteljährliche Ergebnisse bereitstellen, verwendet.

Vierteljährliche Daten : NL, A, P, US und JP Inlandskonzept
 Jährliche Daten : A, EL, L und P Inlandskonzept

US und JP Inlandskonzept

(*)ECU before 1/1/1999

Data for EU-15 and EUR-11 are calculated statistically using data available from those Member States which compile quarterly accounts.

Quarterly data : NL, A, P, US and JP under national concept
 Annually data : A, EL, L and P under national concept

US and JP national concept

(*)ECU avant 1/1/1999

Les données d'EU-15 et EUR-11 sont calculées selon un cadre statistique utilisant comme indicateurs les données de tous les Etats membres qui élaborent une comptabilité trimestrielle.

Données trimestrielles : NL, A, P, US et JP en concept national
 Données annuelles : A, EL, L et P en concept national

US et JP concept national

VOLKWIRTSCHAFTLICHE GESAMTRECHNUNGEN ESVG 95
NATIONAL ACCOUNTS ESA 95
COMPTES NATIONAUX SEC 95



| | Endverbrauch des Staates 0105 Mrd Euro(*) 1995 | | | | | | | | | | Final consumption of general government Bn euro(*) -1995 | | | | | Commutation finale des administrations publiques Mrd euro(*) -1995 | | | | |
|---------|--|---------|-------|-------|--------|-------|-------|--------|------|--------|--|-------|-------|-------|-------|--|--------|--------|--------|--|
| | EU-15 | EUR-11 | B | DK | D | EL | E | F | IRL | I | L | NL | A | P | FIN | S | UK | US | JP | |
| 1996 | 1388.72 | 1117.03 | 46.24 | 36.66 | 380.41 | 13.92 | 81.80 | 290.08 | 7.30 | 155.59 | 1.81 | 75.94 | 35.83 | 14.51 | 23.01 | 45.53 | 172.32 | 875.79 | 393.01 | |
| 1997 | 1392.04 | 1122.62 | 46.02 | 37.05 | 376.10 | 13.87 | 84.03 | 294.89 | 7.65 | 154.85 | 1.82 | 78.47 | 34.43 | 14.81 | 23.68 | 44.60 | 169.92 | 887.32 | 398.98 | |
| 1998 | 1410.20 | 1137.23 | 47.14 | 38.14 | 377.84 | 13.92 | 85.74 | 298.23 | 7.88 | 156.78 | 1.83 | 81.06 | 34.87 | 15.30 | 24.01 | 45.43 | 171.59 | 896.83 | 401.48 | |
| 1999 | 1431.48 | 1152.35 | 47.73 | 38.75 | 382.11 | 13.78 | 87.42 | 300.56 | 8.20 | 158.87 | 1.89 | 83.49 | 35.39 | 15.61 | 24.31 | 45.85 | 176.74 | 911.15 | 404.75 | |
| 1995 IV | 345.80 | 278.61 | 11.41 | 9.04 | 96.13 | : | 20.29 | 71.31 | : | 37.60 | : | 10.94 | 8.93 | 2.32 | 5.68 | 11.30 | 42.52 | 215.34 | 97.31 | |
| 1996 I | 344.21 | 276.81 | 11.50 | 9.10 | 94.00 | : | 20.34 | 72.02 | : | 37.75 | : | 10.92 | 8.93 | 2.33 | 5.70 | 11.22 | 42.68 | 216.29 | 97.82 | |
| II | 346.45 | 278.46 | 11.58 | 9.14 | 94.69 | : | 20.42 | 72.38 | : | 37.88 | : | 11.14 | 8.93 | 2.34 | 5.74 | 11.27 | 43.26 | 219.93 | 97.65 | |
| III | 348.39 | 280.45 | 11.62 | 9.23 | 95.92 | : | 20.47 | 72.56 | : | 38.08 | : | 11.08 | 8.97 | 2.35 | 5.76 | 11.58 | 43.11 | 219.67 | 97.46 | |
| IV | 349.66 | 281.30 | 11.55 | 9.20 | 95.86 | : | 20.59 | 73.02 | : | 38.04 | : | 11.14 | 8.98 | 2.36 | 5.81 | 11.47 | 43.20 | 219.47 | 100.36 | |
| 1997 I | 346.98 | 279.79 | 11.50 | 9.23 | 94.42 | : | 20.72 | 73.27 | : | 37.75 | : | 11.10 | 8.60 | 2.37 | 5.84 | 11.02 | 42.39 | 220.04 | 97.90 | |
| II | 347.51 | 280.29 | 11.50 | 9.26 | 94.16 | : | 20.93 | 73.53 | : | 37.69 | : | 11.18 | 8.57 | 2.38 | 5.91 | 11.09 | 42.37 | 222.11 | 100.40 | |
| III | 349.02 | 281.42 | 11.48 | 9.29 | 94.26 | : | 21.12 | 73.91 | : | 37.72 | : | 11.30 | 8.63 | 2.40 | 5.95 | 11.34 | 42.65 | 222.16 | 101.58 | |
| IV | 348.53 | 281.11 | 11.54 | 9.28 | 93.36 | : | 21.28 | 74.02 | : | 37.80 | : | 11.35 | 8.63 | 2.42 | 5.98 | 11.17 | 42.43 | 222.57 | 99.38 | |
| 1998 I | 352.18 | 284.37 | 11.70 | 9.45 | 95.49 | : | 21.42 | 74.27 | : | 37.88 | : | 11.42 | 8.69 | 2.44 | 5.93 | 11.27 | 42.57 | 221.16 | 100.08 | |
| II | 352.53 | 284.42 | 11.70 | 9.51 | 94.85 | : | 21.43 | 74.47 | : | 38.09 | : | 11.45 | 8.74 | 2.46 | 6.00 | 11.32 | 42.76 | 224.38 | 100.24 | |
| III | 352.84 | 284.51 | 11.83 | 9.57 | 94.48 | : | 21.42 | 74.51 | : | 38.24 | : | 11.56 | 8.70 | 2.48 | 6.04 | 11.41 | 42.93 | 224.14 | 101.01 | |
| IV | 352.66 | 283.93 | 11.92 | 9.62 | 93.14 | : | 21.49 | 74.62 | : | 38.59 | : | 11.62 | 8.74 | 2.49 | 6.05 | 11.48 | 43.26 | 226.70 | 100.44 | |
| 1999 I | 356.68 | 287.27 | 11.95 | 9.61 | 95.60 | : | 21.55 | 74.91 | : | 38.84 | : | 11.72 | 8.71 | : | 5.98 | : | 43.98 | 226.61 | 101.22 | |
| II | 357.53 | 287.77 | 11.91 | 9.64 | 95.22 | : | 21.61 | 75.15 | : | 39.07 | : | : | 8.87 | : | 6.03 | : | 44.26 | 226.71 | 100.77 | |

| | Veränderung des Endverbrauch des Staates -Volumen (T/T-1%) | | | | | | | | | | Changes in the final consumption of general government -volume terms (T/T-1%) | | | | | Evolution de la consommation finale des administrations publiques -volume (T/T-1%) | | | | |
|---------|--|--------|------|------|------|------|------|-----|-----|------|---|------|------|-----|------|--|------|------|------|--|
| | EU-15 | EUR-11 | B | DK | D | EL | E | F | IRL | I | L | NL | A | P | FIN | S | UK | US | JP | |
| 1996 | 1.8 | 1.8 | 2.4 | 3.2 | 2.2 | 1.0 | 1.3 | 2.3 | 1.5 | 1.4 | 5.1 | -0.4 | 0.6 | 1.8 | 2.5 | -0.2 | 1.7 | 0.7 | 1.8 | |
| 1997 | 0.2 | 0.5 | -0.5 | 1.1 | -1.1 | -0.4 | 2.7 | 1.7 | 4.8 | -0.5 | 0.3 | 3.3 | -3.9 | 2.1 | 2.9 | -2.1 | -1.4 | 1.3 | 1.5 | |
| 1998 | 1.3 | 1.3 | 2.4 | 3.0 | 0.5 | 0.4 | 2.0 | 1.1 | 3.0 | 1.3 | 0.5 | 3.3 | 1.3 | 3.3 | 1.4 | 1.9 | 1.0 | 1.1 | 0.6 | |
| 1999 | 1.5 | 1.3 | 1.3 | 1.6 | 1.1 | -1.0 | 2.0 | 0.8 | 4.0 | 1.3 | 3.5 | 3.0 | 1.5 | 2.1 | 1.2 | 0.9 | 3.0 | 1.6 | 0.8 | |
| 1995 IV | 1.2 | 1.4 | 1.0 | 1.3 | 3.1 | : | 0.1 | 0.1 | : | 0.8 | : | -0.3 | 0.3 | 0.5 | 0.8 | -0.8 | 0.5 | -1.4 | 0.5 | |
| 1996 I | -0.5 | -0.7 | 0.7 | 0.7 | -2.2 | : | 0.2 | 1.0 | : | 0.4 | : | -0.2 | 0.0 | 0.4 | 0.3 | -0.7 | 0.4 | 0.4 | 0.5 | |
| II | 0.7 | 0.6 | 0.7 | 0.4 | 0.7 | : | 0.4 | 0.5 | : | 0.4 | : | 2.0 | -0.0 | 0.4 | 0.7 | 0.4 | 1.4 | 1.7 | -0.2 | |
| III | 0.6 | 0.7 | 0.3 | 1.0 | 1.3 | : | 0.2 | 0.3 | : | 0.5 | : | -0.6 | 0.4 | 0.4 | 0.3 | 2.7 | -0.4 | -0.1 | -0.2 | |
| IV | 0.4 | 0.3 | -0.6 | -0.4 | -0.1 | : | 0.6 | 0.6 | : | -0.1 | : | 0.6 | 0.2 | 0.4 | 0.9 | -0.9 | 0.2 | -0.1 | 3.0 | |
| 1997 I | -0.8 | -0.5 | -0.4 | 0.3 | -1.5 | : | 0.6 | 0.3 | : | -0.8 | : | -0.3 | -4.3 | 0.5 | 0.5 | -3.9 | -1.9 | 0.3 | -2.5 | |
| II | 0.2 | 0.2 | 0.0 | 0.4 | -0.3 | : | 1.0 | 0.4 | : | -0.2 | : | 0.7 | -0.3 | 0.6 | 1.3 | 0.7 | -0.1 | 0.9 | 2.6 | |
| III | 0.4 | 0.4 | -0.2 | 0.3 | 0.1 | : | 0.9 | 0.5 | : | 0.1 | : | 1.1 | 0.6 | 0.7 | 0.7 | 2.2 | 0.7 | 0.0 | 1.2 | |
| IV | -0.1 | -0.1 | 0.5 | -0.0 | -1.0 | : | 0.7 | 0.2 | : | 0.2 | : | 0.5 | 0.1 | 0.9 | 0.4 | -1.5 | -0.5 | 0.2 | -2.2 | |
| 1998 I | 1.1 | 1.2 | 1.4 | 1.8 | 2.3 | : | 0.7 | 0.3 | : | 0.2 | : | 0.6 | 0.6 | 1.0 | -0.8 | 0.9 | 0.4 | -0.6 | 0.7 | |
| II | 0.1 | 0.0 | -0.0 | 0.7 | -0.7 | : | 0.1 | 0.3 | : | 0.6 | : | 0.3 | 0.6 | 0.9 | 1.1 | 0.4 | 0.4 | 1.5 | 0.2 | |
| III | 0.1 | 0.0 | 1.2 | 0.6 | -0.4 | : | -0.1 | 0.1 | : | 0.4 | : | 0.9 | -0.5 | 0.7 | 0.6 | 0.8 | 0.4 | -0.1 | 0.8 | |
| IV | -0.1 | -0.2 | 0.7 | 0.6 | -1.4 | : | 0.3 | 0.2 | : | 0.9 | : | 0.5 | 0.5 | 0.6 | 0.2 | 0.6 | 0.8 | 1.1 | -0.6 | |
| 1999 I | 1.1 | 1.2 | 0.3 | -0.2 | 2.6 | : | 0.3 | 0.4 | : | 0.6 | : | 0.9 | -0.4 | : | -1.1 | : | 1.7 | -0.0 | 0.8 | |
| II | 0.2 | 0.2 | -0.3 | 0.3 | -0.4 | : | 0.3 | 0.3 | : | 0.6 | : | : | 1.9 | : | 0.8 | : | 0.7 | 0.0 | -0.4 | |

(*)Vor 1/1/1999 un ECU

Die Daten für EU-15 und EUR-11 wurden in einer zusammenhängenden Weise errechnet, die alle verfügbaren Daten der Mitgliedstaaten, die vierteljährliche Ergebnisse bereitstellen, verwendet.

Vierteljährliche Daten : NL, A, P, US und JP Inlandskonzept
 Jährliche Daten : A, EL, L und P Inlandskonzept

US und JP Inlandskonzept

(*)ECU before 1/1/1999

Data for EU-15 and EUR-11 are calculated statistically using data available from those Member States which compile quarterly accounts.

Quarterly data : NL, A, P, US and JP under national concept
 Annually data : A, EL, L and P under national concept

US and JP national concept

(*)ECU avant 1/1/1999

Les données d'EU-15 et EUR-11 sont calculées selon un cadre statistique utilisant comme indicateurs les données de tous les Etats membres qui élaborent une comptabilité trimestrielle.

Données trimestrielles : NL, A, P, US et JP en concept national
 Données annuelles : A, EL, L et P en concept national

US et JP concept national

VOLKSWIRTSCHAFTLICH GESAMTRECHNUNGEN ESVG 95
 NATIONAL ACCOUNTS ESA 95
 COMPTES NATIONAUX SEC 95



| | Bruttoanlageinvestitionen 0107 Mrd Euro(*) 1995 | | | | | | | | | | Gross fixed capital formation Bn euro(*) 1995 | | | | | Formation brute de capital fixe Mrd euro(*) 1995 | | | | |
|---------|---|---------|-------|-------|--------|-------|--------|--------|-------|--------|---|-------|-------|-------|-------|--|--------|---------|---------|--|
| | EU-15 | EUR-11 | B | DK | D | EL | E | F | IRL | I | L | NL | A | P | FIN | S | UK | US | JP | |
| 1996 | 1325.77 | 1103.80 | 43.23 | 26.90 | 417.32 | 17.89 | 100.21 | 223.24 | 9.39 | 157.38 | 2.95 | 68.48 | 43.08 | 20.18 | 17.19 | 26.72 | 147.25 | 1014.83 | 1245.34 | |
| 1997 | 1364.57 | 1126.94 | 45.97 | 29.67 | 419.29 | 19.61 | 105.19 | 224.36 | 10.41 | 158.77 | 3.34 | 72.52 | 44.28 | 22.55 | 19.20 | 25.44 | 158.36 | 1087.30 | 1219.47 | |
| 1998 | 1434.75 | 1175.07 | 47.64 | 31.78 | 425.18 | 21.52 | 114.87 | 237.11 | 11.76 | 164.25 | 3.42 | 76.32 | 46.47 | 24.73 | 20.93 | 27.88 | 173.97 | 1192.02 | 1110.00 | |
| 1999 | 1462.46 | 1203.71 | 49.25 | 32.59 | 432.67 | 23.80 | 124.49 | 246.74 | 13.11 | 168.94 | 3.52 | 77.27 | 48.52 | 26.40 | 22.33 | 29.16 | 178.59 | 1243.42 | 1054.03 | |
| 1995 IV | 327.10 | 273.56 | 10.78 | 6.71 | 103.98 | : | 24.78 | 55.89 | : | 39.38 | : | 14.53 | 10.53 | 3.92 | 3.88 | 6.68 | 35.29 | 238.62 | 290.36 | |
| 1996 I | 323.69 | 269.09 | 10.71 | 6.46 | 99.55 | : | 24.28 | 55.76 | : | 39.73 | : | 14.94 | 10.66 | 3.80 | 4.22 | 6.75 | 36.40 | 245.41 | 306.25 | |
| II | 333.17 | 277.99 | 10.73 | 6.61 | 106.27 | : | 25.11 | 55.93 | : | 39.42 | : | 14.98 | 10.76 | 3.95 | 4.21 | 6.65 | 36.64 | 252.70 | 314.35 | |
| III | 334.84 | 278.87 | 10.79 | 6.84 | 106.49 | : | 25.89 | 55.89 | : | 39.07 | : | 15.43 | 10.71 | 4.05 | 4.35 | 6.75 | 37.05 | 256.68 | 311.56 | |
| IV | 334.07 | 277.86 | 11.00 | 7.02 | 105.79 | : | 24.94 | 55.85 | : | 39.05 | : | 15.89 | 10.90 | 4.43 | 4.41 | 6.58 | 37.11 | 259.54 | 314.10 | |
| 1997 I | 332.44 | 275.84 | 10.95 | 7.06 | 103.60 | : | 25.51 | 55.04 | : | 39.01 | : | 15.99 | 10.82 | 4.34 | 4.39 | 6.19 | 37.60 | 263.43 | 312.35 | |
| II | 340.30 | 280.85 | 11.99 | 7.50 | 104.94 | : | 25.93 | 55.89 | : | 39.39 | : | 16.39 | 10.98 | 4.51 | 4.83 | 6.57 | 39.49 | 268.95 | 304.86 | |
| III | 343.33 | 283.30 | 11.22 | 7.58 | 105.85 | : | 26.74 | 56.32 | : | 39.68 | : | 16.38 | 11.20 | 4.50 | 4.97 | 6.27 | 40.05 | 276.33 | 304.07 | |
| IV | 348.50 | 286.95 | 11.81 | 7.58 | 105.90 | : | 27.02 | 57.27 | : | 40.58 | : | 16.63 | 11.41 | 4.78 | 5.02 | 6.42 | 41.15 | 278.05 | 299.07 | |
| 1998 I | 355.63 | 291.90 | 11.55 | 8.03 | 107.50 | : | 28.09 | 58.07 | : | 41.11 | : | 16.82 | 11.66 | 4.86 | 4.98 | 6.61 | 42.51 | 289.33 | 287.74 | |
| II | 353.23 | 289.73 | 11.80 | 7.88 | 104.14 | : | 28.03 | 59.08 | : | 40.86 | : | 16.77 | 11.59 | 4.93 | 5.15 | 6.96 | 42.38 | 296.35 | 277.97 | |
| III | 362.30 | 296.55 | 12.20 | 7.97 | 106.91 | : | 28.97 | 60.04 | : | 41.12 | : | 17.09 | 11.71 | 4.81 | 5.36 | 7.11 | 44.08 | 299.04 | 274.00 | |
| IV | 363.59 | 296.88 | 12.09 | 7.96 | 105.69 | : | 29.80 | 60.94 | : | 41.05 | : | 17.36 | 11.70 | 5.29 | 5.44 | 7.20 | 44.93 | 306.71 | 271.08 | |
| 1999 I | 370.85 | 303.34 | 12.14 | 8.28 | 108.99 | : | 30.31 | 62.21 | : | 41.61 | : | 18.19 | 11.84 | : | 5.39 | : | 45.13 | 316.33 | 285.00 | |
| II | 372.85 | 305.28 | 12.42 | 8.05 | 108.35 | : | 31.27 | 63.01 | : | 42.05 | : | : | 11.99 | : | 5.49 | : | 45.27 | 321.14 | 280.75 | |

| | Veränderung der 0108 Bruttoanlageinvestitionen –Volumen (T/T-1 %) | | | | | | | | | | Changes in gross fixed capital formation volume terms (T/T-1 %) | | | | | Evolution de la formation brute de capital fixe –volume (T/T-1 %) | | | | |
|---------|---|--------|------|------|------|------|------|------|------|------|---|------|------|------|------|---|------|-----|------|--|
| | EU-15 | EUR-11 | B | DK | D | EL | E | F | IRL | I | L | NL | A | P | FIN | S | UK | US | JP | |
| 1996 | 1.6 | 0.9 | 0.9 | 5.0 | -1.1 | 8.8 | 2.0 | -0.0 | 13.7 | 2.3 | -2.5 | 6.3 | 2.5 | 5.7 | 8.4 | 3.7 | 4.9 | 7.8 | 11.6 | |
| 1997 | 2.9 | 2.1 | 6.3 | 10.3 | 0.5 | 9.6 | 5.0 | 0.5 | 10.9 | 0.9 | 13.2 | 5.9 | 2.8 | 11.8 | 11.7 | -4.8 | 7.5 | 7.1 | -2.1 | |
| 1998 | 5.1 | 4.3 | 3.6 | 7.1 | 1.4 | 9.7 | 9.2 | 5.7 | 13.0 | 3.5 | 2.2 | 5.2 | 4.9 | 9.7 | 9.0 | 9.6 | 9.9 | 9.6 | -9.0 | |
| 1999 | 3.4 | 3.5 | 3.4 | 2.5 | 1.8 | 10.6 | 8.4 | 4.1 | 11.5 | 2.9 | 3.0 | 1.3 | 4.4 | 6.7 | 6.7 | 4.6 | 2.7 | 4.3 | -5.0 | |
| 1995 IV | 0.1 | 0.0 | -0.6 | 3.4 | -1.6 | : | 3.5 | 0.4 | : | 1.1 | : | 0.1 | 0.0 | 5.7 | -3.2 | 1.3 | -0.5 | 1.7 | 3.4 | |
| 1996 I | -1.0 | -1.6 | -0.6 | -3.8 | -4.3 | : | -2.0 | -0.2 | : | 0.9 | : | 2.8 | 1.2 | -2.9 | 8.6 | 1.0 | 3.2 | 2.8 | 5.5 | |
| II | 2.9 | 3.3 | 0.2 | 2.3 | 6.8 | : | 3.4 | 0.3 | : | -0.8 | : | 0.3 | 0.9 | 3.8 | -0.1 | -1.5 | 0.6 | 3.0 | 2.7 | |
| III | 0.5 | 0.3 | 0.5 | 3.4 | 0.2 | : | 3.1 | -0.1 | : | -0.9 | : | 3.0 | -0.5 | 2.7 | 3.4 | 1.5 | 1.1 | 1.6 | -0.9 | |
| IV | -0.2 | -0.4 | 1.9 | 2.7 | -0.7 | : | -3.7 | -0.1 | : | -0.0 | : | 3.0 | 1.8 | 9.2 | 1.3 | -2.6 | 0.2 | 1.1 | 0.8 | |
| 1997 I | -0.5 | -0.7 | -0.4 | 0.6 | -2.1 | : | 2.3 | -1.5 | : | -0.1 | : | 0.6 | -0.7 | -1.8 | -0.5 | -5.9 | 1.3 | 1.5 | -0.6 | |
| II | 2.4 | 1.8 | 9.5 | 6.2 | 1.3 | : | 1.6 | 1.5 | : | 1.0 | : | 2.5 | 1.5 | 3.9 | 10.0 | 6.2 | 5.0 | 2.1 | -2.4 | |
| III | 0.9 | 0.9 | -6.4 | 1.1 | 0.9 | : | 3.1 | 0.8 | : | 0.8 | : | -0.1 | 2.0 | -0.3 | 2.9 | -4.7 | 1.4 | 2.7 | -0.3 | |
| IV | 1.5 | 1.3 | 5.3 | 0.0 | 0.1 | : | 1.0 | 1.7 | : | 2.3 | : | 1.6 | 1.8 | 6.2 | 1.1 | 2.4 | 2.8 | 0.6 | -1.6 | |
| 1998 I | 2.0 | 1.7 | -2.2 | 5.8 | 1.5 | : | 4.0 | 1.4 | : | 1.3 | : | 1.1 | 2.3 | 1.7 | -0.9 | 3.1 | 3.3 | 4.1 | -3.8 | |
| II | -0.7 | -0.7 | 2.1 | -1.8 | -3.1 | : | -0.2 | 1.7 | : | -0.6 | : | -0.3 | -0.6 | 1.4 | 3.5 | 5.3 | -0.3 | 2.4 | -3.4 | |
| III | 2.6 | 2.4 | 3.5 | 1.1 | 2.7 | : | 3.3 | 1.6 | : | 0.6 | : | 1.9 | 1.1 | -2.4 | 4.1 | 2.1 | 4.0 | 0.9 | -1.4 | |
| IV | 0.4 | 0.1 | -0.9 | -0.1 | -1.2 | : | 2.9 | 1.5 | : | -0.2 | : | 1.6 | -0.1 | 9.9 | 1.5 | 1.3 | 1.9 | 2.6 | -1.1 | |
| 1999 I | 2.0 | 2.2 | 0.4 | 4.0 | 3.1 | : | 1.7 | 2.1 | : | 1.4 | : | 4.8 | 1.2 | : | -1.1 | : | 0.4 | 3.1 | 5.1 | |
| II | 0.5 | 0.6 | 2.3 | -2.8 | -0.6 | : | 3.2 | 1.3 | : | 1.0 | : | : | 1.3 | : | 2.0 | : | 0.3 | 1.5 | -1.5 | |

(*)Vor 1/1/1999 un ECU

Die Daten für EU-15 und EUR-11 wurden in einer zusammenhängenden Weise errechnet, die alle verfügbaren Daten der Mitgliedstaaten, die vierteljährliche Ergebnisse bereitstellen, verwendet.

Vierteljährliche Daten : NL, A, P, US und JP Inlandskonzept
 Jährliche Daten : A, EL, L und P Inlandskonzept

US und JP Inlandskonzept

(*)ECU before 1/1/1999

Data for EU-15 and EUR-11 are calculated statistically using data available from those Member States which compile quarterly accounts.

Quarterly data : NL, A, P, US und JP under national concept
 Annually data : A, EL, L und P under national concept

US and JP national concept

(*)ECU avant 1/1/1999

Les données d'EU-15 et EUR-11 sont calculées selon un cadre statistique utilisant comme indicateurs les données de tous les Etats membres qui élaborent une comptabilité trimestrielle.

Données trimestrielles : NL, A, P, US et JP en concept national
 Données annuelles : A, EL, L et P en concept national

US et JP concept national

VOLKSWIRTSCHAFTLICHE GESAMTRECHNUNGEN ESGV 95
NATIONAL ACCOUNTS ESA 95
COMPTES NATIONAUX SEC 95



| | Vorratsveränderungen und 0109 Nettozugang an Wertsachen Mio Euro(*)-1995 | | | | | | | | | | Changes in inventories and acquisitions less disposals of valuables -Mio euro(*) -1995 | | | | | Variations de stocks et acquisitions moins cessions d'objets de valeur Mio euro(*) -1995 | | | | |
|---------|--|--------|-------|------|-------|-----|------|-------|------|-------|--|------|------|------|------|--|------|-------|-------|--|
| | EU-15 | EUR-11 | B | DK | D | EL | E | F | IRL | I | L | NL | A | P | FIN | S | UK | US | JP | |
| 1996 | 5380 | 5888 | -770 | 358 | -2695 | 109 | 1271 | -1693 | 698 | 6927 | -352 | 647 | 190 | 1200 | 973 | -466 | 1984 | 25215 | 16825 | |
| 1997 | 25245 | 22950 | -1191 | 538 | 4664 | 40 | 1006 | 930 | 1113 | 13972 | -432 | 344 | 3202 | 1045 | 447 | 582 | 4556 | 52614 | 25821 | |
| 1998 | 52362 | 47017 | 783 | 1024 | 18498 | 280 | 1490 | 5404 | 727 | 18219 | -206 | 503 | 3861 | 1220 | 356 | 1522 | 6946 | 52197 | 22416 | |
| 1999 | : | : | 778 | 998 | 13816 | 538 | 354 | 9077 | 1015 | 16532 | -312 | -375 | 3822 | 1372 | 849 | 1082 | 2067 | 51905 | : | |
| 1995 IV | 8839 | 6965 | -11 | 626 | -907 | : | -89 | 904 | : | 2771 | : | 32 | 239 | 82 | 251 | 320 | 1318 | 4150 | 368 | |
| 1996 I | 6322 | 5410 | -811 | 242 | 1815 | : | -76 | -870 | : | 2141 | : | -112 | 178 | 173 | 469 | 39 | 1026 | 3294 | 4772 | |
| II | 840 | 1395 | -208 | 232 | -1068 | : | 871 | 316 | : | -561 | : | 519 | 188 | 169 | -81 | -128 | -40 | 5528 | 3205 | |
| III | -1605 | -1326 | 273 | 142 | -2615 | : | -36 | -1611 | : | 915 | : | -62 | 434 | 298 | 285 | -286 | 562 | 9924 | 4090 | |
| IV | -177 | 409 | -24 | -276 | -1228 | : | 512 | 304 | : | -683 | : | 89 | 399 | 218 | 300 | -73 | 434 | 6456 | 4771 | |
| 1997 I | 2590 | 1185 | -887 | 238 | -53 | : | 532 | 714 | : | -521 | : | 6 | 935 | 239 | 122 | 789 | 1673 | 11580 | 2539 | |
| II | 5613 | 5689 | -754 | 117 | 961 | : | 748 | -21 | : | 2783 | : | 285 | 799 | 168 | 275 | -410 | 971 | 16195 | 7210 | |
| III | 4873 | 4799 | 17 | 241 | 801 | : | -798 | 705 | : | 2331 | : | 172 | 940 | 279 | -176 | 28 | 546 | 10862 | 7920 | |
| IV | 12175 | 11282 | 433 | -62 | 2722 | : | 524 | 475 | : | 3921 | : | 45 | 1302 | 201 | 225 | 748 | 1364 | 13951 | 8171 | |
| 1998 I | 11006 | 9889 | 385 | 308 | 1388 | : | 161 | 2313 | : | 3252 | : | 891 | 1179 | 340 | 5 | 733 | 1252 | 19039 | 6233 | |
| II | 14273 | 12366 | 460 | 250 | 5551 | : | 70 | 1864 | : | 3216 | : | 27 | 1104 | 362 | 304 | 1048 | 2099 | 9475 | 6419 | |
| III | 11183 | 9582 | 470 | 164 | 3576 | : | 989 | 599 | : | 3007 | : | -25 | 1235 | 465 | 190 | -145 | 2223 | 13073 | 5492 | |
| IV | 15910 | 15190 | -532 | 281 | 8060 | : | 270 | 2261 | : | 3811 | : | 136 | 1335 | 413 | -142 | 217 | 1370 | 10584 | 4287 | |
| 1999 I | 9255 | 9824 | -728 | -612 | 2562 | : | -45 | 1533 | : | 4330 | : | -669 | 1435 | : | 274 | : | 813 | 10668 | 4109 | |
| II | 9335 | 11502 | -346 | -268 | 4964 | : | 306 | 938 | : | 4077 | : | : | 1851 | : | -5 | : | -944 | 5857 | 5613 | |

| | Vorratsveränderungen und 0110 Nettozugang an Wertsachen(1) Volumen-% des BIP | | | | | | | | | | Changes in inventories and acquisitions less disposals of valuables(1)-volume terms-% of GDP | | | | | Variations de stocks et acquisitions moins cessions d'objets de valeur(1) volume -%du PIB | | | | |
|---------|--|--------|---|----|---|----|---|---|-----|---|--|----|---|---|-----|---|----|----|----|--|
| | EU-15 | EUR-11 | B | DK | D | EL | E | F | IRL | I | L | NL | A | P | FIN | S | UK | US | JP | |
| 1996 | : | : | : | : | : | : | : | : | : | : | : | : | : | : | : | : | : | : | : | |
| 1997 | : | : | : | : | : | : | : | : | : | : | : | : | : | : | : | : | : | : | : | |
| 1998 | : | : | : | : | : | : | : | : | : | : | : | : | : | : | : | : | : | : | : | |
| 1999 | : | : | : | : | : | : | : | : | : | : | : | : | : | : | : | : | : | : | : | |
| 1996 II | : | : | : | : | : | : | : | : | : | : | : | : | : | : | : | : | : | : | : | |
| III | : | : | : | : | : | : | : | : | : | : | : | : | : | : | : | : | : | : | : | |
| IV | : | : | : | : | : | : | : | : | : | : | : | : | : | : | : | : | : | : | : | |
| 1997 I | : | : | : | : | : | : | : | : | : | : | : | : | : | : | : | : | : | : | : | |
| II | : | : | : | : | : | : | : | : | : | : | : | : | : | : | : | : | : | : | : | |
| III | : | : | : | : | : | : | : | : | : | : | : | : | : | : | : | : | : | : | : | |
| IV | : | : | : | : | : | : | : | : | : | : | : | : | : | : | : | : | : | : | : | |
| 1998 I | : | : | : | : | : | : | : | : | : | : | : | : | : | : | : | : | : | : | : | |
| II | : | : | : | : | : | : | : | : | : | : | : | : | : | : | : | : | : | : | : | |
| III | : | : | : | : | : | : | : | : | : | : | : | : | : | : | : | : | : | : | : | |
| IV | : | : | : | : | : | : | : | : | : | : | : | : | : | : | : | : | : | : | : | |
| 1999 I | : | : | : | : | : | : | : | : | : | : | : | : | : | : | : | : | : | : | : | |
| II | : | : | : | : | : | : | : | : | : | : | : | : | : | : | : | : | : | : | : | |
| III | : | : | : | : | : | : | : | : | : | : | : | : | : | : | : | : | : | : | : | |
| IV | : | : | : | : | : | : | : | : | : | : | : | : | : | : | : | : | : | : | : | |

Daten vorläufig nicht verfügbar

(*)Vor 1/1/1999 un ECU

Die Daten für EU-15 und EUR-11 wurden in einer zusammenhängenden Weise errechnet, die alle verfügbaren Daten der Mitgliedstaaten, die vierteljährliche Ergebnisse bereitstellen, verwendet.

Vierteljährliche Daten : NL, A, P, US und JP Inlandskonzept
 Jährliche Daten : A, EL, L und P Inlandskonzept

US und JP Inlandskonzept

Data currently unavailable

(*)ECU before 1/1/1999

Data for EU-15 and EUR-11 are calculated statistically using data available from those Member States which compile quarterly accounts.

Quarterly data : NL, A, P, US and JP under national concept
 Annually data : A, EL, L and P under national concept

US and JP national concept

Données actuellement indisponibles

(*)ECU avant 1/1/1999

Les données d'EU-15 et EUR-11 sont calculées selon un cadre statistique utilisant comme indicateurs les données de tous les Etats membres qui élaborent une comptabilité trimestrielle.

Données trimestrielles : NL, A, P, US et JP en concept national
 Données annuelles : A, EL, L et P en concept national

US et JP concept national

VOLKSWIRTSCHAFTLICHE GESAMTRECHNUNGEN ESVG 95
 NATIONAL ACCOUNTS ESA 95
 COMPTES NATIONAUX SEC 95



| | Ausfuhr von Waren und Dienstleistungen 0111 Mrd Euro(*) –1995 | | | | | | | | | | Exports of goods and services Bn euro(*) 1995 | | | | | Exportations de biens et services Mrd euro(*) –1995 | | | | |
|---------|--|---------|--------|-------|--------|-------|--------|--------|-------|--------|---|--------|-------|-------|-------|--|--------|--------|--------|--|
| | EU-15 | EUR-11 | B | DK | D | EL | E | F | IRL | I | L | NL | A | P | FIN | S | UK | US | JP | |
| 1996 | 2025.18 | 1618.60 | 149.72 | 51.20 | 483.74 | 14.49 | 111.43 | 276.67 | 42.16 | 210.72 | 14.17 | 190.62 | 73.05 | 26.63 | 38.92 | 76.78 | 262.55 | 679.81 | 391.36 | |
| 1997 | 2222.29 | 1779.94 | 160.31 | 53.45 | 536.53 | 15.25 | 128.30 | 306.32 | 49.31 | 221.20 | 15.47 | 207.76 | 80.42 | 28.79 | 44.44 | 86.60 | 285.09 | 766.71 | 436.96 | |
| 1998 | 2347.94 | 1892.35 | 165.80 | 54.18 | 574.02 | 16.65 | 137.42 | 325.41 | 58.92 | 223.85 | 16.79 | 221.05 | 86.98 | 31.04 | 48.73 | 92.93 | 290.93 | 778.37 | 427.19 | |
| 1999 | 2433.00 | 1963.79 | 170.90 | 55.70 | 591.12 | 17.61 | 145.63 | 336.71 | 67.59 | 226.09 | 17.72 | 229.37 | 91.14 | 32.81 | 50.70 | 96.94 | 298.09 | 800.41 | 446.65 | |
| 1995 IV | 485.37 | 388.06 | 36.93 | 12.14 | 116.47 | : | 25.82 | 66.90 | : | 55.69 | : | 41.24 | 17.30 | 5.57 | 9.14 | 18.36 | 62.75 | 163.16 | 92.49 | |
| 1996 I | 497.04 | 397.91 | 37.40 | 12.60 | 118.55 | : | 26.78 | 68.48 | : | 57.58 | : | 42.13 | 17.45 | 5.80 | 9.21 | 18.60 | 63.92 | 164.65 | 94.57 | |
| II | 499.20 | 398.30 | 37.38 | 12.94 | 118.82 | : | 27.09 | 68.14 | : | 56.11 | : | 41.58 | 17.97 | 5.82 | 9.75 | 19.09 | 64.89 | 167.00 | 94.50 | |
| III | 507.60 | 405.50 | 37.05 | 12.76 | 121.06 | : | 28.25 | 69.25 | : | 57.02 | : | 43.33 | 18.45 | 5.78 | 9.78 | 19.27 | 65.93 | 167.87 | 98.98 | |
| IV | 521.35 | 416.89 | 37.92 | 12.91 | 126.18 | : | 29.32 | 70.68 | : | 58.12 | : | 43.20 | 18.64 | 5.76 | 10.19 | 19.88 | 67.70 | 179.95 | 103.59 | |
| 1997 I | 530.41 | 423.52 | 38.60 | 12.93 | 128.21 | : | 29.94 | 72.41 | : | 57.72 | : | 43.71 | 19.29 | 6.03 | 10.28 | 20.15 | 69.16 | 183.57 | 106.00 | |
| II | 547.69 | 437.82 | 39.56 | 13.18 | 131.95 | : | 31.67 | 75.21 | : | 59.23 | : | 44.56 | 19.51 | 6.26 | 10.97 | 21.90 | 70.88 | 190.33 | 110.09 | |
| III | 567.99 | 455.69 | 41.00 | 13.51 | 138.19 | : | 32.92 | 77.88 | : | 61.43 | : | 46.28 | 20.27 | 6.30 | 11.74 | 22.24 | 72.20 | 195.16 | 109.74 | |
| IV | 576.20 | 462.90 | 41.19 | 13.80 | 139.69 | : | 33.80 | 80.26 | : | 62.35 | : | 47.13 | 20.82 | 6.44 | 11.47 | 22.40 | 72.73 | 197.28 | 111.44 | |
| 1998 I | 582.61 | 469.77 | 41.31 | 13.66 | 142.57 | : | 33.96 | 80.96 | : | 61.97 | : | 47.24 | 21.29 | 6.69 | 12.46 | 22.47 | 72.13 | 195.92 | 108.37 | |
| II | 588.85 | 475.44 | 42.30 | 12.90 | 144.81 | : | 34.41 | 81.52 | : | 61.06 | : | 48.33 | 21.70 | 6.83 | 11.95 | 22.71 | 73.01 | 192.00 | 106.24 | |
| III | 592.34 | 477.01 | 42.43 | 14.00 | 144.81 | : | 34.42 | 82.66 | : | 61.01 | : | 48.39 | 21.44 | 6.94 | 12.24 | 23.94 | 73.45 | 190.66 | 108.16 | |
| IV | 584.14 | 470.13 | 42.13 | 13.62 | 140.49 | : | 34.65 | 81.72 | : | 59.35 | : | 48.75 | 21.62 | 6.52 | 12.08 | 23.94 | 72.24 | 199.41 | 104.73 | |
| 1999 I | 584.75 | 471.24 | 42.62 | 13.86 | 141.71 | : | 35.66 | 80.98 | : | 59.01 | : | 49.31 | 21.34 | : | 12.03 | : | 71.26 | 196.83 | 104.77 | |
| II | 593.61 | 478.48 | 41.28 | 14.02 | 144.76 | : | 36.21 | 83.12 | : | 59.80 | : | : | 21.54 | : | 12.20 | : | 72.78 | 199.20 | 105.70 | |

| | Veränderung der Ausfuhr von Waren und Dienstleistungen –Volumen 0112 (T/T-1 %) | | | | | | | | | | Changes in exports of goods and services –volume terms (T/T-1 %) | | | | | Evolution des exportations de biens et services –volume (T/T-1 %) | | | | |
|---------|---|--------|------|------|------|-----|------|------|------|------|--|------|------|------|------|--|------|------|------|--|
| | EU-15 | EUR-11 | B | DK | D | EL | E | F | IRL | I | L | NL | A | P | FIN | S | UK | US | JP | |
| 1996 | 4.9 | 4.5 | 1.2 | 5.0 | 5.1 | 3.1 | 10.3 | 3.5 | 11.8 | 1.5 | 6.2 | 4.6 | 6.9 | 7.6 | 6.1 | 6.1 | 7.5 | 8.5 | 6.2 | |
| 1997 | 9.7 | 10.0 | 7.1 | 4.4 | 10.9 | 5.2 | 15.1 | 10.7 | 17.0 | 5.0 | 9.2 | 9.0 | 10.1 | 8.1 | 14.2 | 12.8 | 8.6 | 12.8 | 11.7 | |
| 1998 | 5.7 | 6.3 | 3.4 | 1.4 | 7.0 | 9.2 | 7.1 | 6.2 | 19.5 | 1.2 | 8.5 | 6.4 | 8.2 | 7.8 | 9.6 | 7.3 | 2.1 | 1.5 | -2.2 | |
| 1999 | 3.6 | 3.8 | 3.1 | 2.8 | 3.0 | 5.7 | 6.0 | 3.5 | 14.7 | 1.0 | 5.6 | 3.8 | 4.8 | 5.7 | 4.0 | 4.3 | 2.5 | 2.8 | 4.6 | |
| 1995 IV | 0.9 | 0.9 | 0.9 | 0.3 | 1.6 | : | 2.2 | 0.4 | : | -0.6 | : | 1.6 | 1.6 | 3.9 | 2.7 | 0.8 | 1.6 | 2.5 | -0.3 | |
| 1996 I | 2.4 | 2.5 | 1.3 | 3.8 | 1.8 | : | 3.7 | 2.4 | : | 3.4 | : | 2.2 | 0.9 | 4.2 | 0.8 | 1.3 | 1.9 | 0.9 | 2.3 | |
| II | 0.4 | 0.1 | -0.1 | 2.8 | 0.2 | : | 1.2 | -0.5 | : | -2.6 | : | -1.3 | 3.0 | 0.2 | 5.8 | 2.7 | 1.5 | 1.4 | -0.1 | |
| III | 1.7 | 1.8 | -0.9 | -1.4 | 1.9 | : | 4.3 | 1.6 | : | 1.6 | : | 4.2 | 2.7 | -0.7 | 0.3 | 1.0 | 1.6 | 0.5 | 4.7 | |
| IV | 2.7 | 2.8 | 2.4 | 1.1 | 4.2 | : | 3.8 | 2.1 | : | 1.9 | : | -0.3 | 1.0 | -0.3 | 4.2 | 3.2 | 2.7 | 7.2 | 4.7 | |
| 1997 I | 1.7 | 1.6 | 1.8 | 0.1 | 1.6 | : | 2.1 | 2.4 | : | -0.7 | : | 1.2 | 3.5 | 4.7 | 0.9 | 1.4 | 2.2 | 2.0 | 2.3 | |
| II | 3.3 | 3.4 | 2.5 | 2.0 | 2.9 | : | 5.8 | 3.9 | : | 2.6 | : | 2.0 | 1.2 | 3.8 | 6.7 | 8.7 | 2.5 | 3.7 | 3.9 | |
| III | 3.7 | 4.1 | 3.6 | 2.5 | 4.7 | : | 4.0 | 3.6 | : | 3.7 | : | 3.9 | 3.9 | 0.7 | 7.0 | 1.6 | 1.9 | 2.5 | -0.3 | |
| IV | 1.4 | 1.6 | 0.5 | 2.1 | 1.1 | : | 2.7 | 3.1 | : | 1.5 | : | 1.9 | 2.7 | 2.3 | -2.3 | 0.7 | 0.7 | 1.1 | 1.6 | |
| 1998 I | 1.1 | 1.5 | 0.3 | -1.0 | 2.1 | : | 0.5 | 0.9 | : | -0.6 | : | 0.2 | 2.3 | 3.9 | 8.7 | 0.3 | -0.8 | -0.7 | -2.8 | |
| II | 1.1 | 1.2 | 2.4 | -5.6 | 1.6 | : | 1.3 | 0.7 | : | -1.5 | : | 2.3 | 1.9 | 2.0 | -4.1 | 1.1 | 1.2 | -2.0 | -2.0 | |
| III | 0.6 | 0.3 | 0.3 | 8.6 | : | : | 0.0 | 1.4 | : | -0.1 | : | 0.1 | -1.2 | 1.7 | 2.4 | 5.4 | 0.6 | -0.7 | 1.8 | |
| IV | -1.4 | -1.4 | -0.7 | -2.8 | -3.0 | : | 0.7 | -1.1 | : | -2.7 | : | 0.8 | 0.8 | -6.1 | -1.4 | 0.0 | -1.7 | 4.6 | -3.2 | |
| 1999 I | 0.1 | 0.2 | 1.2 | 1.8 | 0.9 | : | 2.9 | -0.9 | : | -0.6 | : | 1.2 | -1.3 | : | -0.4 | : | -1.4 | -1.3 | 0.0 | |
| II | 1.5 | 1.5 | -3.2 | 1.2 | 2.2 | : | 1.6 | 2.6 | : | 1.3 | : | : | 1.0 | : | 1.5 | : | 2.1 | 1.2 | 0.9 | |

(*)Vor 1/1/1999 un ECU

Die Daten für EU-15 und EUR-11 wurden in einer zusammenhängenden Weise errechnet, die alle verfügbaren Daten der Mitgliedstaaten, die vierteljährliche Ergebnisse bereitstellen, verwendet.

Vierteljährliche Daten : NL, A, P, US und JP Inlandskonzept
 Jährliche Daten : A, EL, L und P Inlandskonzept

US und JP Inlandskonzept

(*)ECU before 1/1/1999

Data for EU-15 and EUR-11 are calculated statistically using data available from those Member States which compile quarterly accounts.

Quarterly data : NL, A, P, US und JP under national concept
 Annually data : A, EL, L und P under national concept

US and JP national concept

(*)ECU avant 1/1/1999

Les données d'EU-15 et EUR-11 sont calculées selon un cadre statistique utilisant comme indicateurs les données de tous les Etats membres qui élaborent une comptabilité trimestrielle.

Données trimestrielles : NL, A, P, US et JP en concept national
 Données annuelles : A, EL, L et P en concept national

US et JP concept national

VOLKSWIRTSCHAFTLICHE GESAMTRECHNUNGEN ESVG 95
NATIONAL ACCOUNTS ESA 95
COMPTES NATIONAUX SEC 95



| | Außenhandelssaldo 0113 Mrd Euro(*) 1995 | | | | External trade balance Bn euro(*) 1995 | | | | | | | | Solde du commerce extérieur Mrd euro(*) 1995 | | | | | | |
|---------|---|--------|-------|------|--|-------|-------|-------|-------|-------|------|-------|--|--------|-------|-------|--------|---------|--------|
| | EU-15 | EUR-11 | B | DK | D | EL | E | F | IRL | I | L | NL | A | P | FIN | S | UK | US | JP |
| 1996 | 116.39 | 112.52 | 8.94 | 6.21 | 22.76 | -8.79 | 1.38 | 21.57 | 8.54 | 29.05 | 2.44 | 20.04 | -0.39 | -5.99 | 8.26 | 13.52 | -7.68 | -74.70 | 43.43 |
| 1997 | 143.90 | 142.75 | 11.07 | 4.65 | 37.24 | -9.26 | 4.14 | 35.41 | 10.75 | 21.33 | 2.52 | 21.87 | 0.59 | -7.23 | 10.29 | 15.95 | -10.08 | -92.56 | 87.09 |
| 1998 | 95.07 | 116.06 | 8.71 | 2.27 | 32.30 | -9.24 | -0.49 | 30.92 | 12.17 | 11.75 | 2.90 | 20.86 | 1.61 | -10.14 | 11.37 | 14.52 | -29.12 | -171.64 | 103.68 |
| 1999 | 70.93 | 100.39 | 7.94 | 1.87 | 28.91 | -9.78 | -5.06 | 25.58 | 13.81 | 11.22 | 3.15 | 20.08 | 1.12 | -11.67 | 11.24 | 14.69 | -36.96 | -205.03 | 134.10 |
| 1995 IV | 22.65 | 21.46 | 2.01 | 0.94 | 4.64 | : | -0.21 | 4.31 | : | 7.50 | : | 5.46 | -0.37 | -1.47 | 1.86 | 2.75 | -0.79 | -11.72 | 9.76 |
| 1996 I | 24.82 | 24.38 | 2.67 | 1.49 | 4.27 | : | 0.24 | 4.65 | : | 8.61 | : | 5.61 | -0.51 | -1.62 | 1.56 | 3.07 | -2.17 | -15.70 | 9.55 |
| II | 28.62 | 27.10 | 2.09 | 1.70 | 5.28 | : | 0.03 | 4.60 | : | 10.43 | : | 5.07 | -0.48 | -1.62 | 2.25 | 3.61 | -1.83 | -19.14 | 7.45 |
| III | 30.62 | 29.78 | 1.95 | 1.50 | 6.25 | : | 0.24 | 6.14 | : | 9.50 | : | 5.67 | -0.16 | -2.07 | 2.22 | 3.35 | -2.09 | -24.30 | 11.60 |
| IV | 32.33 | 31.26 | 2.24 | 1.53 | 7.10 | : | 0.87 | 6.42 | : | 9.33 | : | 4.98 | -0.21 | -2.06 | 2.23 | 3.47 | -1.59 | -15.52 | 14.86 |
| 1997 I | 33.53 | 31.94 | 2.88 | 1.25 | 6.83 | : | 0.45 | 7.72 | : | 8.46 | : | 5.43 | -0.24 | -2.08 | 2.34 | 3.65 | -1.14 | -20.43 | 16.56 |
| II | 34.66 | 34.46 | 2.72 | 1.07 | 8.91 | : | 0.95 | 9.03 | : | 6.90 | : | 4.99 | -0.05 | -1.98 | 2.38 | 4.06 | -2.61 | -22.27 | 22.40 |
| III | 41.50 | 40.49 | 3.16 | 1.11 | 11.42 | : | 1.55 | 8.96 | : | 8.30 | : | 6.04 | -0.03 | -2.36 | 2.99 | 4.23 | -2.02 | -24.29 | 22.57 |
| IV | 34.21 | 35.86 | 2.31 | 1.20 | 10.46 | : | 1.19 | 9.09 | : | 6.88 | : | 5.82 | -0.05 | -2.24 | 2.58 | 4.02 | -4.30 | -25.53 | 25.63 |
| 1998 I | 28.10 | 31.82 | 1.78 | 0.62 | 9.45 | : | 0.79 | 7.86 | : | 5.55 | : | 5.08 | 0.19 | -2.62 | 3.15 | 3.21 | -5.61 | -35.16 | 23.51 |
| II | 27.79 | 32.62 | 2.47 | 0.21 | 9.50 | : | 0.49 | 7.56 | : | 5.45 | : | 5.89 | 0.29 | -2.74 | 2.68 | 3.14 | -6.49 | -44.30 | 26.33 |
| III | 24.64 | 29.83 | 1.76 | 0.90 | 8.65 | : | -0.63 | 8.28 | : | 5.95 | : | 5.28 | 0.03 | -3.01 | 2.70 | 4.12 | -7.58 | -47.00 | 28.36 |
| IV | 14.54 | 21.80 | 2.70 | 0.53 | 4.38 | : | -1.15 | 6.65 | : | 3.58 | : | 5.35 | -0.06 | -3.16 | 2.84 | 4.06 | -9.43 | -45.10 | 25.56 |
| 1999 I | 9.74 | 19.16 | 2.34 | 0.93 | 4.27 | : | -0.98 | 6.65 | : | 2.39 | : | 5.10 | -0.23 | : | 2.71 | : | -11.70 | -55.54 | 23.39 |
| II | 12.84 | 20.70 | 2.86 | 1.18 | 4.38 | : | -1.92 | 7.29 | : | 2.47 | : | : | -0.68 | : | 3.06 | : | -10.56 | -62.20 | 23.73 |

| | Außenhandelssaldo(1) 0114 Volumen % des BIP | | | | External trade balance(1) volume terms % of GDP | | | | | | | | Solde du commerce extérieur(1) volume % du PIB | | | | | | |
|---------|---|--------|---|----|---|----|---|---|-----|---|---|----|--|---|-----|---|----|----|----|
| | EU-15 | EUR-11 | B | DK | D | EL | E | F | IRL | I | L | NL | A | P | FIN | S | UK | US | JP |
| 1996 | : | : | : | : | : | : | : | : | : | : | : | : | : | : | : | : | : | : | : |
| 1997 | : | : | : | : | : | : | : | : | : | : | : | : | : | : | : | : | : | : | : |
| 1998 | : | : | : | : | : | : | : | : | : | : | : | : | : | : | : | : | : | : | : |
| 1999 | : | : | : | : | : | : | : | : | : | : | : | : | : | : | : | : | : | : | : |
| 1996 II | : | : | : | : | : | : | : | : | : | : | : | : | : | : | : | : | : | : | : |
| III | : | : | : | : | : | : | : | : | : | : | : | : | : | : | : | : | : | : | : |
| IV | : | : | : | : | : | : | : | : | : | : | : | : | : | : | : | : | : | : | : |
| 1997 I | : | : | : | : | : | : | : | : | : | : | : | : | : | : | : | : | : | : | : |
| II | : | : | : | : | : | : | : | : | : | : | : | : | : | : | : | : | : | : | : |
| III | : | : | : | : | : | : | : | : | : | : | : | : | : | : | : | : | : | : | : |
| IV | : | : | : | : | : | : | : | : | : | : | : | : | : | : | : | : | : | : | : |
| 1998 I | : | : | : | : | : | : | : | : | : | : | : | : | : | : | : | : | : | : | : |
| II | : | : | : | : | : | : | : | : | : | : | : | : | : | : | : | : | : | : | : |
| III | : | : | : | : | : | : | : | : | : | : | : | : | : | : | : | : | : | : | : |
| IV | : | : | : | : | : | : | : | : | : | : | : | : | : | : | : | : | : | : | : |
| 1999 I | : | : | : | : | : | : | : | : | : | : | : | : | : | : | : | : | : | : | : |
| II | : | : | : | : | : | : | : | : | : | : | : | : | : | : | : | : | : | : | : |
| III | : | : | : | : | : | : | : | : | : | : | : | : | : | : | : | : | : | : | : |
| IV | : | : | : | : | : | : | : | : | : | : | : | : | : | : | : | : | : | : | : |

(1) Daten vorläufig nicht verfügbar

(1) Data currently unavailable

(1) Données actuellement indisponibles

(*) Vor 1/1/1999 un ECU

(*) ECU before 1/1/1999

(*) ECU avant 1/1/1999

Die Daten für EU-15 und EUR-11 wurden in einer zusammenhängenden Weise errechnet, die alle verfügbaren Daten der Mitgliedstaaten, die vierteljährliche Ergebnisse bereitstellen, verwendet.

Data for EU-15 and EUR-11 are calculated statistically using data available from those Member States which compile quarterly accounts.

Les données d'EU-15 et EUR-11 sont calculées selon un cadre statistique utilisant comme indicateurs les données de tous les Etats membres qui élaborent une comptabilité trimestrielle.

Vierteljährliche Daten : NL, A, P, US und JP Inlandskonzept
 Jährliche Daten : A, EL, L und P Inlandskonzept

Quarterly data : NL, A, P, US und JP under national concept
 Annually data : A, EL, L und P under national concept

Données trimestrielles : NL, A, P, US et JP en concept national
 Données annuelles : A, EL, L et P en concept national

US und JP Inlandskonzept

US and JP national concept

US et JP concept national

VOLKSWIRTSCHAFTLICHE GESAMTRECHNUNGEN ESVG 95
 NATIONAL ACCOUNT ESA 95
 COMPTES NATIONAUX SEC 95



| | 0115 Impliziter Deflator des Bruttoinlandsprodukts 1995 = 100 –Euro(*) | | Implicit deflator of gross domestic product 1995 = 100 euro(*) | | | | | | | | | | | Deflateur implicite du produit intérieur brut 1995 = 100 –euro(*) | | | | | |
|---------|--|--------|--|-------|-------|-------|-------|-------|-------|-------|-------|-------|-------|---|-------|-------|-------|-------|------|
| | EU-15 | EUR-11 | B | DK | D | EL | E | F | IRL | I | L | NL | A | P | FIN | S | UK | US | JP |
| 1996 | : | : | 99.6 | 101.8 | 99.1 | 107.0 | 104.9 | 102.0 | 104.4 | 114.4 | 100.7 | 99.2 | 99.8 | 103.3 | 98.5 | 110.7 | 105.2 | 105.0 | 87.8 |
| 1997 | : | : | 98.0 | 101.9 | 97.1 | 113.0 | 103.8 | 101.6 | 113.3 | 119.2 | 100.8 | 98.0 | 98.5 | 104.5 | 99.6 | 110.3 | 127.2 | 119.7 | 88.5 |
| 1998 | : | : | 98.7 | 103.8 | 97.9 | 111.0 | 105.4 | 102.7 | 112.1 | 121.6 | 102.3 | 99.4 | 99.3 | 107.2 | 100.5 | 107.9 | 133.7 | 122.3 | 83.2 |
| 1999 | : | : | 100.6 | 107.1 | 99.4 | 116.6 | 108.2 | 104.2 | 116.4 | 124.7 | 104.3 | 102.0 | 101.6 | 111.4 | 102.2 | 110.5 | 139.5 | 130.5 | 98.4 |
| 1995 IV | 101.2 | 101.3 | 100.6 | 100.9 | 100.2 | : | 102.6 | 101.1 | : | 103.7 | : | 100.3 | 100.6 | 150.4 | 102.9 | 107.2 | 100.5 | 100.1 | 92.0 |
| 1996 I | 102.3 | 102.3 | 100.3 | 101.1 | 100.1 | : | 104.9 | 101.8 | : | 109.4 | : | 99.7 | 99.9 | 149.2 | 98.3 | 109.2 | 100.2 | 103.0 | 89.6 |
| II | 103.1 | 102.7 | 99.5 | 101.2 | 98.9 | : | 105.3 | 102.1 | : | 114.5 | : | 99.5 | 99.8 | 151.6 | 96.8 | 110.6 | 102.5 | 106.0 | 90.2 |
| III | 103.7 | 103.2 | 99.6 | 102.1 | 99.3 | : | 104.6 | 102.1 | : | 116.1 | : | 99.6 | 100.0 | 154.8 | 99.2 | 111.7 | 105.3 | 104.8 | 87.0 |
| IV | 104.5 | 103.0 | 99.0 | 102.7 | 98.2 | : | 104.8 | 101.8 | : | 118.0 | : | 99.3 | 99.3 | 155.4 | 99.6 | 111.3 | 113.2 | 106.3 | 84.5 |
| 1997 I | 105.3 | 102.6 | 98.3 | 101.4 | 97.7 | : | 103.7 | 101.3 | : | 118.2 | : | 98.0 | 99.1 | 154.2 | 100.0 | 107.1 | 120.5 | 114.6 | 84.7 |
| II | 105.9 | 102.6 | 98.0 | 102.3 | 97.2 | : | 103.6 | 101.5 | : | 118.8 | : | 98.4 | 98.6 | 154.9 | 98.6 | 108.7 | 124.5 | 118.6 | 89.1 |
| III | 106.7 | 102.5 | 97.8 | 101.6 | 96.7 | : | 103.8 | 101.2 | : | 120.0 | : | 98.2 | 98.0 | 154.4 | 99.9 | 112.3 | 131.9 | 124.4 | 94.0 |
| IV | 107.1 | 102.9 | 98.1 | 102.1 | 96.9 | : | 104.1 | 102.0 | : | 120.0 | : | 99.2 | 98.4 | 155.2 | 99.8 | 111.3 | 132.3 | 121.5 | 86.3 |
| 1998 I | 107.6 | 103.0 | 98.0 | 103.3 | 97.0 | : | 104.2 | 101.9 | : | 120.5 | : | 99.5 | 98.5 | 154.6 | 99.9 | 110.0 | 134.5 | 125.8 | 87.9 |
| II | 108.1 | 103.5 | 98.7 | 102.8 | 97.5 | : | 104.8 | 102.3 | : | 121.4 | : | 99.6 | 98.9 | 157.3 | 100.1 | 110.8 | 133.7 | 124.5 | 81.7 |
| III | 108.3 | 104.1 | 98.8 | 103.6 | 98.1 | : | 105.6 | 102.7 | : | 122.1 | : | 100.1 | 99.5 | 159.9 | 100.4 | 107.5 | 134.3 | 122.9 | 77.5 |
| IV | 108.2 | 104.9 | 99.3 | 105.4 | 98.9 | : | 106.8 | 103.5 | : | 122.9 | : | 100.9 | 100.2 | 162.4 | 101.5 | 103.0 | 132.4 | 116.9 | 86.3 |
| 1999 I | 109.2 | 105.4 | 99.6 | 106.1 | 99.5 | : | 107.6 | 103.6 | : | 123.7 | : | 102.3 | 100.4 | : | 101.6 | : | 131.0 | 123.2 | 93.0 |
| II | 110.3 | 105.5 | 99.9 | 106.9 | 99.4 | : | 108.6 | 103.7 | : | 123.5 | : | : | 100.6 | : | 102.2 | : | : | 131.2 | 94.9 |

| | 0116 Impliziter Deflator des Bruttoinlandsprodukts –1995 = 100 (nationale Wahrung) | | Implicit deflator of gross domestic product 1995 = 100 (national currency) | | | | | | | | | | | Deflateur implicite du produit interieur brut –1995 = 100 (monnaie nationale) | | | | | |
|---------|---|--------|--|-------|-------|-------|-------|-------|-------|-------|-------|-------|-------|--|-------|-------|-------|-------|-------|
| | EU-15 | EUR-11 | B | DK | D | EL | E | F | IRL | I | L | NL | A | P | FIN | S | UK | US | JP |
| 1996 | : | : | 101.6 | 102.2 | 101.0 | 107.9 | 103.4 | 101.5 | 101.6 | 105.2 | 102.6 | 101.2 | 101.7 | 103.1 | 100.6 | 101.0 | 103.3 | 101.9 | 98.6 |
| 1997 | : | : | 103.1 | 104.0 | 101.8 | 115.4 | 105.7 | 102.9 | 103.8 | 107.9 | 105.9 | 103.2 | 103.3 | 105.9 | 102.6 | 102.3 | 106.3 | 103.8 | 98.6 |
| 1998 | : | : | 104.0 | 106.2 | 102.9 | 121.2 | 108.1 | 103.9 | 108.1 | 111.0 | 107.8 | 105.1 | 104.3 | 110.2 | 105.3 | 103.1 | 109.1 | 104.8 | 99.0 |
| 1999 | : | : | 105.3 | 108.7 | 103.8 | 125.1 | 110.4 | 104.8 | 112.4 | 113.4 | 109.1 | 107.1 | 106.0 | 113.9 | 106.4 | 104.4 | 111.9 | 106.9 | 98.9 |
| 1995 IV | 101.2 | 101.3 | 100.6 | 100.1 | 100.3 | : | 101.4 | 100.6 | : | 102.4 | : | 100.4 | 100.7 | 151.1 | 101.6 | 101.3 | 102.3 | 100.7 | 100.0 |
| 1996 I | 102.3 | 102.3 | 101.1 | 100.8 | 100.9 | : | 102.5 | 101.1 | : | 104.0 | : | 100.5 | 100.8 | 149.2 | 100.4 | 102.3 | 101.6 | 101.3 | 99.2 |
| II | 103.1 | 102.7 | 101.4 | 101.7 | 100.8 | : | 103.3 | 101.3 | : | 104.8 | : | 101.3 | 101.8 | 151.8 | 100.4 | 100.2 | 101.8 | 101.6 | 99.0 |
| III | 103.7 | 103.2 | 101.6 | 102.6 | 101.1 | : | 103.5 | 101.6 | : | 105.6 | : | 101.6 | 101.8 | 154.5 | 100.5 | 101.3 | 104.1 | 102.1 | 98.3 |
| IV | 104.5 | 103.0 | 102.1 | 103.7 | 101.2 | : | 104.5 | 101.9 | : | 106.3 | : | 102.5 | 102.4 | 154.5 | 101.0 | 100.6 | 105.4 | 102.5 | 97.8 |
| 1997 I | 105.3 | 102.6 | 102.6 | 103.0 | 101.7 | : | 104.9 | 102.3 | : | 106.8 | : | 102.4 | 103.2 | 153.8 | 101.8 | 99.6 | 104.9 | 103.3 | 98.3 |
| II | 105.9 | 102.6 | 102.8 | 104.2 | 101.7 | : | 105.2 | 102.8 | : | 107.8 | : | 103.3 | 103.2 | 155.8 | 101.7 | 102.7 | 105.0 | 103.6 | 99.2 |
| III | 106.7 | 102.5 | 103.3 | 104.3 | 101.9 | : | 106.1 | 103.1 | : | 108.4 | : | 104.0 | 103.3 | 157.4 | 103.0 | 103.1 | 106.9 | 104.0 | 98.6 |
| IV | 107.1 | 102.9 | 103.6 | 104.6 | 102.0 | : | 106.5 | 103.3 | : | 108.8 | : | 105.1 | 103.6 | 159.2 | 103.9 | 102.5 | 108.1 | 104.3 | 98.6 |
| 1998 I | 107.6 | 103.0 | 103.8 | 106.3 | 102.4 | : | 107.2 | 103.5 | : | 110.2 | : | 105.6 | 103.9 | 159.5 | 104.9 | 102.9 | 107.1 | 104.5 | 99.5 |
| II | 108.1 | 103.5 | 104.2 | 105.5 | 102.7 | : | 107.7 | 103.7 | : | 110.8 | : | 105.6 | 104.2 | 162.1 | 105.2 | 102.2 | 107.3 | 104.7 | 99.3 |
| III | 108.3 | 104.1 | 104.1 | 106.1 | 103.1 | : | 108.3 | 103.9 | : | 111.3 | : | 105.9 | 104.6 | 164.4 | 105.3 | 103.2 | 109.5 | 105.0 | 98.5 |
| IV | 108.2 | 104.9 | 104.0 | 107.1 | 103.3 | : | 109.1 | 104.1 | : | 111.7 | : | 106.1 | 104.7 | 166.2 | 105.9 | 103.6 | 112.2 | 105.2 | 98.6 |
| 1999 I | 109.2 | 105.4 | 104.2 | 107.7 | 103.9 | : | 109.9 | 104.1 | : | 112.4 | : | 107.4 | 104.8 | : | 105.9 | : | 108.5 | 105.6 | 98.9 |
| II | 110.3 | 105.5 | 104.6 | 108.5 | 103.7 | : | 110.9 | 104.3 | : | 112.2 | : | : | 105.0 | : | 106.5 | : | : | 105.9 | 98.5 |

(*)Vor 1/1/1999 un ECU

Die Daten fur EU-15 und EUR-11 wurden in einer zusammenhangenden Weise errechnet, die alle verfugbaren Daten der Mitgliedstaaten, die vierteljahrliche Ergebnisse bereitstellen, verwendet.

Vierteljahrliche Daten : NL, A, P, US und JP Inlandskonzept
 Jahrliche Daten : A, EL, L und P Inlandskonzept

US und JP Inlandskonzept

(*)ECU before 1/1/1999

Data for EU-15 and EUR-11 are calculated statistically using data available from those Member States which compile quarterly accounts.

Quarterly data : NL, A, P, US and JP under national concept
 Annually data : A, EL, L and P under national concept

US and JP national concept

(*)ECU avant 1/1/1999

Les donnees d'EU-15 et EUR-11 sont calculees selon un cadre statistique utilisant comme indicateurs les donnees de tous les Etats membres qui elaborent une comptabilite trimestrielle.

Donnees trimestrielles : NL, A, P, US et JP en concept national
 Donnees annuelles : A, EL, L et P en concept national

US et JP concept national

VOLKSWIRTSCHAFTLICHE GESAMTRECHNUNGEN ESGV 95
NATIONAL ACCOUNT ESA 95
COMPTES NATIONAUX SEC 95



| | Veränderung des impliziten Deflators des Bruttoinlandsprodukts Euro ⁽¹⁾ (T/T-1 %) | | | | Changes in the implicit deflator of gross domestic product –euro ⁽¹⁾ (T/T-1 %) | | | | | | | | Evolution du deflateur implicite du produit intérieur brut –euro ⁽¹⁾ (T/T-1 %) | | | | | | |
|---------|--|--------|------|------|---|------|------|------|------|------|-----|------|---|------|------|------|------|------|-------|
| | EU-15 | EUR-11 | B | DK | D | EL | E | F | IRL | I | L | NL | A | P | FIN | S | UK | US | JP |
| 1996 | : | : | -0.4 | 1.8 | -0.9 | 7.0 | 4.9 | 2.0 | 4.4 | 14.4 | 0.7 | -0.8 | -0.2 | 3.3 | -1.5 | 10.7 | 5.2 | 5.0 | -12.2 |
| 1997 | : | : | -1.6 | 0.1 | -2.0 | 5.6 | -1.0 | -0.4 | 8.5 | 4.2 | 0.1 | -1.3 | -1.3 | 1.2 | 1.1 | -0.4 | 21.0 | 14.1 | 0.8 |
| 1998 | : | : | 0.7 | 1.9 | 0.8 | -1.8 | 1.5 | 1.1 | -1.0 | 2.1 | 1.5 | 1.5 | 0.8 | 2.5 | 0.9 | -2.2 | 5.1 | 2.2 | -6.0 |
| 1999 | : | : | 1.9 | 3.2 | 1.6 | 5.1 | 2.7 | 1.5 | 3.8 | 2.5 | 2.0 | 2.6 | 2.3 | 3.9 | 1.6 | 2.4 | 4.3 | 6.7 | 18.4 |
| 1995 IV | 0.6 | 0.5 | 0.5 | -0.0 | : | : | 1.0 | 0.5 | : | 1.6 | : | 0.5 | 0.4 | 1.0 | 1.4 | : | 0.9 | 0.1 | -7.7 |
| 1996 I | 1.1 | 1.0 | -0.2 | 0.2 | -0.1 | : | 2.2 | 0.7 | : | 5.5 | : | -0.6 | -0.7 | -0.8 | -4.5 | : | -0.3 | 2.9 | -2.5 |
| II | 0.8 | 0.4 | -0.8 | 0.1 | -1.1 | : | 0.4 | 0.4 | : | 4.7 | : | -0.2 | -0.1 | 1.6 | -1.6 | : | 2.3 | 2.9 | 0.7 |
| III | 0.5 | 0.4 | 0.1 | 1.0 | 0.4 | : | -0.7 | -0.0 | : | 1.4 | : | 0.1 | 0.1 | 2.1 | 2.6 | : | 2.7 | -1.1 | -3.6 |
| IV | 0.8 | -0.2 | -0.7 | 0.5 | -1.1 | : | 0.3 | -0.3 | : | 1.7 | : | -0.3 | -0.7 | 0.4 | 0.4 | : | 7.5 | 1.4 | -2.9 |
| 1997 I | 0.8 | -0.4 | -0.7 | -1.2 | -0.6 | : | -1.1 | -0.5 | : | 0.1 | : | -1.3 | -0.3 | -0.8 | 0.4 | : | 6.5 | 7.8 | 0.3 |
| II | 0.6 | -0.0 | -0.3 | 0.8 | -0.4 | : | -0.1 | 0.2 | : | 0.6 | : | 0.4 | -0.5 | 0.5 | -1.4 | : | 3.4 | 3.5 | 5.2 |
| III | 0.8 | -0.1 | -0.2 | -0.6 | -0.6 | : | 0.2 | -0.4 | : | 1.0 | : | -0.2 | -0.5 | -0.3 | 1.3 | : | 5.9 | 4.9 | 5.5 |
| IV | 0.4 | 0.4 | 0.4 | 0.4 | 0.2 | : | 0.4 | 0.8 | : | -0.1 | : | 1.1 | 0.3 | 0.5 | -0.0 | : | 0.3 | -2.4 | -8.2 |
| 1998 I | 0.5 | 0.1 | -0.1 | 1.2 | 0.2 | : | 0.1 | -0.1 | : | 0.5 | : | 0.2 | 0.1 | -0.4 | 0.1 | : | 1.7 | 3.6 | 1.9 |
| II | 0.4 | 0.5 | 0.6 | -0.5 | 0.4 | : | 0.5 | 0.4 | : | 0.7 | : | 0.1 | 0.4 | 1.7 | 0.2 | : | -0.6 | -1.0 | -7.1 |
| III | 0.2 | 0.6 | 0.2 | 0.8 | 0.6 | : | 0.8 | 0.4 | : | 0.6 | : | 0.5 | 0.7 | 1.6 | 0.2 | : | 0.4 | -1.3 | -5.2 |
| IV | -0.0 | 0.8 | 0.5 | 1.7 | 0.9 | : | 1.1 | 0.8 | : | 0.6 | : | 0.9 | 0.7 | 1.6 | 1.2 | : | -1.4 | -4.8 | 11.4 |
| 1999 I | 0.9 | 0.5 | 0.2 | 0.7 | 0.6 | : | 0.8 | 0.1 | : | 0.7 | : | 1.3 | 0.2 | : | 0.1 | : | -1.1 | 5.4 | 7.8 |
| II | 0.9 | 0.1 | 0.4 | 0.8 | -0.2 | : | 0.9 | 0.2 | : | -0.2 | : | : | 0.2 | : | 0.6 | : | : | 6.5 | 2.0 |

| | Veränderung des impliziter Deflators des Bruttoinlandsprodukts (nationale Wahrung) ⁽¹⁾ | | | | Changes in the implicit deflator of gross domestic product (national currency) ⁽¹⁾ | | | | | | | | Evolution du deflateur implicite du produit interieur brut (monnaie nationale) ⁽¹⁾ | | | | | | |
|---------|--|--------|------|------|---|-----|-----|-----|-----|------|-----|------|--|------|------|-----|------|-----|------|
| | EU-15 | EUR-11 | B | DK | D | EL | E | F | IRL | I | L | NL | A | P | FIN | S | UK | US | JP |
| 1996 | : | : | 1.6 | 2.2 | 1.0 | 7.9 | 3.4 | 1.5 | 1.6 | 5.2 | 2.6 | 1.2 | 1.7 | 3.1 | 0.6 | 1.0 | 3.3 | 1.9 | -1.4 |
| 1997 | : | : | 1.5 | 1.8 | 0.8 | 6.9 | 2.1 | 1.4 | 2.2 | 2.6 | 3.2 | 2.0 | 1.6 | 2.7 | 2.0 | 1.2 | 2.9 | 1.9 | 0.1 |
| 1998 | : | : | 0.9 | 2.1 | 1.0 | 5.0 | 2.3 | 0.9 | 4.2 | 2.8 | 1.7 | 1.9 | 1.0 | 4.1 | 2.7 | 0.8 | 2.7 | 1.0 | 0.4 |
| 1999 | : | : | 1.2 | 2.3 | 0.9 | 3.3 | 2.2 | 0.8 | 4.0 | 2.1 | 1.3 | 1.9 | 1.6 | 3.3 | 1.0 | 1.2 | 2.6 | 2.0 | -0.1 |
| 1995 IV | 0.6 | 0.5 | 0.3 | -0.4 | -0.2 | : | 0.9 | 0.5 | : | 1.2 | : | 0.3 | 0.2 | 1.5 | 1.1 | : | 2.1 | 0.5 | -0.0 |
| 1996 I | 1.1 | 1.0 | 0.6 | 0.7 | 0.7 | : | 1.0 | 0.5 | : | 1.5 | : | 0.2 | 0.1 | -1.3 | -1.2 | : | -0.7 | 0.6 | -0.7 |
| II | 0.8 | 0.4 | 0.2 | 0.9 | -0.1 | : | 0.8 | 0.2 | : | 0.8 | : | 0.8 | 1.0 | 1.8 | -0.0 | : | 0.2 | 0.3 | -0.3 |
| III | 0.5 | 0.4 | 0.2 | 0.9 | 0.3 | : | 0.2 | 0.3 | : | 0.7 | : | 0.3 | 0.1 | 1.8 | 0.1 | : | 2.2 | 0.5 | -0.7 |
| IV | 0.8 | -0.2 | 0.5 | 1.1 | 0.1 | : | 1.0 | 0.3 | : | 0.7 | : | 0.9 | 0.5 | 0.0 | 0.5 | : | 1.3 | 0.5 | -0.5 |
| 1997 I | 0.8 | -0.4 | 0.5 | -0.7 | 0.5 | : | 0.3 | 0.4 | : | 0.4 | : | -0.1 | 0.8 | -0.5 | 0.8 | : | -0.4 | 0.7 | 0.5 |
| II | 0.6 | -0.0 | 0.2 | 1.1 | 0.0 | : | 0.4 | 0.6 | : | 0.9 | : | 0.9 | -0.0 | 1.3 | -0.1 | : | 0.1 | 0.4 | 0.9 |
| III | 0.8 | -0.1 | 0.5 | 0.1 | 0.1 | : | 0.8 | 0.3 | : | 0.6 | : | 0.7 | 0.2 | 1.0 | 1.3 | : | 1.9 | 0.3 | -0.6 |
| IV | 0.4 | 0.4 | 0.2 | 0.3 | 0.2 | : | 0.4 | 0.2 | : | 0.3 | : | 1.1 | 0.3 | 1.1 | 0.9 | : | 1.0 | 0.3 | 0.1 |
| 1998 I | 0.5 | 0.1 | 0.2 | 1.6 | 0.4 | : | 0.7 | 0.2 | : | 1.3 | : | 0.5 | 0.4 | 0.2 | 1.0 | : | -0.9 | 0.2 | 1.0 |
| II | 0.4 | 0.5 | 0.5 | -0.7 | 0.3 | : | 0.5 | 0.3 | : | 0.6 | : | -0.1 | 0.2 | 1.6 | 0.3 | : | 0.2 | 0.2 | -0.2 |
| III | 0.2 | 0.6 | -0.1 | 0.5 | 0.4 | : | 0.5 | 0.1 | : | 0.4 | : | 0.3 | 0.4 | 1.4 | 0.1 | : | 2.0 | 0.3 | -0.9 |
| IV | -0.0 | 0.8 | -0.1 | 1.0 | 0.3 | : | 0.7 | 0.2 | : | 0.3 | : | 0.2 | 0.1 | 1.1 | 0.6 | : | 2.5 | 0.2 | 0.2 |
| 1999 I | 0.9 | 0.5 | 0.2 | 0.6 | 0.5 | : | 0.8 | 0.0 | : | 0.7 | : | 1.2 | 0.1 | : | -0.0 | : | -3.3 | 0.4 | 0.3 |
| II | 0.9 | 0.1 | 0.4 | 0.7 | -0.2 | : | 0.9 | 0.2 | : | -0.2 | : | : | 0.2 | : | 0.6 | : | : | 0.3 | -0.4 |

⁽¹⁾(T/T-1 %)

⁽¹⁾(T/T-1 %)

⁽¹⁾(T/T-1 %)

(*)Vor 1/1/1999 un ECU

(*)ECU before 1/1/1999

(*)ECU avant 1/1/1999

Die Daten fur EU-15 und EUR-11 wurden in einer zusammenhangenden Weise errechnet, die alle verfugbaren Daten der Mitgliedstaaten, die vierteljahrliche Ergebnisse bereitstellen, verwendet.

Data for EU-15 and EUR-11 are calculated statistically using data available from those Member States which compile quarterly accounts.

Les donnees d'EU-15 et EUR-11 sont calculees selon un cadre statistique utilisant comme indicateurs les donnees de tous les Etats membres qui elaborent une comptabilite trimestrielle.

Vierteljahrliche Daten : NL, A, P, US und JP Inlandskonzept
 Jahrliche Daten : A, EL, L und P Inlandskonzept

Quarterly data : NL, A, P, US und JP under national concept
 Annually data : A, EL, L und P under national concept

Donnees trimestrielles : NL, A, P, US et JP en concept national
 Donnees annuelles : A, EL, L et P en concept national

US und JP Inlandskonzept

US and JP national concept

US et JP concept national

VOLKSWIRTSCHAFTLICHE GESAMTRECHNUNGEN ES VG 95
NATIONAL ACCOUNT ESA 95
COMPTES NATIONAUX SEC 95



| | 0119 Impliziter Deflator des privaten Endverbrauchs Euro ^(*) 1995=100 | | | | | | | | | | Implicit deflator of private final consumption euro ^(*) 1995=100 | | | | | Deflateur implicite de la consommation finale privée euro ^(*) 1995=100 | | | |
|---------|--|--------|-------|-------|-------|-------|-------|-------|-------|-------|---|-------|-------|-------|-------|---|-------|-------|------|
| | EU-15 | EUR-11 | B | DK | D | EL | E | F | IRL | I | L | NL | A | P | FIN | S | UK | US | JP |
| 1996 | : | : | 100.0 | 100.9 | 100.0 | 107.4 | 104.9 | 102.4 | 104.2 | 113.5 | 99.1 | 99.9 | 100.9 | 103.7 | 99.5 | 110.9 | 105.0 | 105.1 | 89.2 |
| 1997 | : | : | 98.6 | 101.2 | 98.9 | 111.9 | 104.2 | 102.0 | 111.6 | 118.2 | 97.5 | 98.8 | 100.1 | 104.4 | 100.5 | 111.6 | 126.6 | 119.9 | 91.0 |
| 1998 | : | : | 99.1 | 102.8 | 99.6 | 109.6 | 105.5 | 103.1 | 108.3 | 120.1 | 100.2 | 100.1 | 100.7 | 105.8 | 100.3 | 108.8 | 132.2 | 122.3 | 85.6 |
| 1999 | : | : | 100.7 | 106.1 | 101.0 | 114.3 | 107.9 | 104.3 | 110.5 | 122.7 | 101.7 | 102.7 | 102.5 | 108.7 | 101.9 | 110.9 | 137.1 | 129.6 | 97.9 |
| 1995 IV | 101.2 | 101.4 | 100.5 | 100.9 | 100.5 | : | 102.8 | 101.3 | : | 103.4 | : | 100.5 | 100.7 | 145.8 | 101.5 | 106.7 | 99.2 | 100.0 | 91.9 |
| 1996 I | 102.3 | 102.5 | 100.5 | 100.8 | 100.4 | : | 104.2 | 102.0 | : | 108.5 | : | 100.0 | 100.9 | 145.3 | 98.7 | 107.6 | 100.7 | 102.9 | 90.3 |
| II | 103.5 | 103.3 | 99.9 | 100.5 | 99.8 | : | 105.8 | 102.7 | : | 113.7 | : | 99.6 | 100.3 | 147.6 | 98.0 | 111.3 | 103.4 | 106.2 | 91.1 |
| III | 104.0 | 103.7 | 100.1 | 101.1 | 100.2 | : | 104.7 | 102.5 | : | 115.3 | : | 99.6 | 101.2 | 150.6 | 100.6 | 111.8 | 104.7 | 105.0 | 88.7 |
| IV | 105.2 | 103.7 | 99.6 | 101.3 | 99.4 | : | 104.9 | 102.4 | : | 117.0 | : | 99.3 | 101.0 | 151.8 | 100.5 | 112.5 | 112.0 | 106.7 | 86.6 |
| 1997 I | 106.2 | 103.3 | 98.9 | 101.7 | 99.0 | : | 103.7 | 102.0 | : | 117.3 | : | 97.9 | 100.3 | 149.8 | 100.6 | 110.2 | 120.6 | 114.9 | 86.5 |
| II | 106.8 | 103.4 | 98.5 | 100.2 | 98.8 | : | 104.4 | 101.8 | : | 117.6 | : | 98.3 | 100.1 | 149.7 | 100.3 | 109.1 | 124.6 | 118.8 | 91.6 |
| III | 108.0 | 103.5 | 98.3 | 101.1 | 98.8 | : | 104.2 | 101.6 | : | 118.9 | : | 98.6 | 99.7 | 149.6 | 100.8 | 113.5 | 130.8 | 124.6 | 97.0 |
| IV | 108.3 | 104.0 | 98.6 | 101.7 | 99.0 | : | 104.6 | 102.4 | : | 119.3 | : | 98.7 | 100.1 | 149.8 | 100.2 | 113.1 | 130.7 | 121.6 | 89.1 |
| 1998 I | 108.7 | 103.7 | 98.0 | 101.8 | 98.7 | : | 105.0 | 102.2 | : | 119.1 | : | 99.0 | 100.1 | 148.2 | 99.8 | 111.0 | 134.7 | 125.7 | 90.0 |
| II | 109.0 | 104.3 | 99.1 | 102.0 | 99.3 | : | 105.1 | 102.6 | : | 119.8 | : | 99.4 | 100.5 | 150.3 | 99.6 | 112.7 | 134.1 | 124.4 | 83.9 |
| III | 109.0 | 104.7 | 99.2 | 103.0 | 99.7 | : | 105.7 | 102.9 | : | 120.5 | : | 99.7 | 100.8 | 153.2 | 100.5 | 108.7 | 132.2 | 122.8 | 79.8 |
| IV | 108.8 | 105.3 | 99.8 | 104.2 | 100.3 | : | 106.3 | 103.7 | : | 121.2 | : | 100.7 | 101.5 | 155.1 | 101.1 | 103.5 | 128.4 | 116.9 | 89.4 |
| 1999 I | 109.8 | 105.7 | 100.2 | 104.6 | 100.4 | : | 107.6 | 103.8 | : | 121.8 | : | 101.6 | 101.7 | : | 102.8 | : | 131.5 | 123.1 | 95.6 |
| II | 111.3 | 106.3 | 101.0 | 105.3 | 101.0 | : | 108.2 | 104.3 | : | 122.5 | : | : | 102.0 | : | 102.3 | : | 137.6 | 131.3 | 97.8 |

| | 0120 Impliziter Deflator des privaten Endverbrauchs (nationale Wahrung) 1995=100 | | | | | | | | | | Implicit deflator of private final consumption (national currency) 1995=100 | | | | | Deflateur implicite de la consommation finale prive (monnaie nationale) 1995=100 | | | |
|---------|---|--------|-------|-------|-------|-------|-------|-------|-------|-------|---|-------|-------|-------|-------|---|-------|-------|-------|
| | EU-15 | EUR-11 | B | DK | D | EL | E | F | IRL | I | L | NL | A | P | FIN | S | UK | US | JP |
| 1996 | : | : | 102.0 | 101.4 | 101.9 | 108.3 | 103.5 | 101.9 | 101.4 | 104.4 | 101.1 | 101.9 | 102.8 | 103.6 | 101.6 | 101.2 | 103.1 | 102.0 | 100.1 |
| 1997 | : | : | 103.6 | 103.3 | 103.7 | 114.3 | 106.1 | 103.3 | 102.3 | 107.1 | 102.5 | 104.0 | 104.9 | 105.7 | 103.5 | 103.4 | 105.8 | 103.9 | 101.5 |
| 1998 | : | : | 104.4 | 105.2 | 104.6 | 119.6 | 108.2 | 104.3 | 104.4 | 109.6 | 105.6 | 105.9 | 105.9 | 108.8 | 105.1 | 104.0 | 107.9 | 104.8 | 101.9 |
| 1999 | : | : | 105.4 | 107.6 | 105.4 | 122.6 | 110.1 | 104.8 | 106.7 | 111.5 | 106.4 | 107.8 | 107.0 | 111.1 | 106.2 | 104.8 | 110.0 | 106.8 | 101.4 |
| 1995 IV | 101.2 | 101.4 | 100.5 | 100.2 | 100.6 | : | 101.6 | 100.8 | : | 102.1 | : | 100.6 | 100.8 | 146.4 | 100.3 | 100.8 | 101.0 | 100.7 | 99.9 |
| 1996 I | 102.3 | 102.5 | 101.3 | 100.5 | 101.3 | : | 101.8 | 101.3 | : | 103.1 | : | 100.8 | 101.7 | 145.3 | 100.8 | 100.8 | 102.1 | 101.2 | 100.0 |
| II | 103.5 | 103.3 | 101.7 | 101.1 | 101.8 | : | 103.8 | 101.9 | : | 104.1 | : | 101.4 | 102.3 | 147.7 | 101.7 | 100.9 | 102.7 | 101.8 | 100.0 |
| III | 104.0 | 103.7 | 102.1 | 101.6 | 102.1 | : | 103.6 | 102.0 | : | 104.8 | : | 101.6 | 103.1 | 150.3 | 101.9 | 101.4 | 103.6 | 102.2 | 100.2 |
| IV | 105.2 | 103.7 | 102.8 | 102.3 | 102.5 | : | 104.6 | 102.4 | : | 105.4 | : | 102.5 | 104.1 | 150.9 | 101.9 | 101.7 | 104.3 | 102.9 | 100.3 |
| 1997 I | 106.2 | 103.3 | 103.2 | 103.3 | 103.0 | : | 104.9 | 102.9 | : | 106.0 | : | 102.3 | 104.4 | 149.5 | 102.4 | 102.4 | 105.0 | 103.5 | 100.4 |
| II | 106.8 | 103.4 | 103.3 | 102.1 | 103.4 | : | 106.0 | 103.1 | : | 106.7 | : | 103.3 | 104.7 | 150.6 | 103.4 | 103.1 | 105.0 | 103.8 | 101.9 |
| III | 108.0 | 103.5 | 103.9 | 103.8 | 104.1 | : | 106.5 | 103.6 | : | 107.4 | : | 104.4 | 105.1 | 152.5 | 104.0 | 104.1 | 106.1 | 104.1 | 101.7 |
| IV | 108.3 | 104.0 | 104.1 | 104.2 | 104.2 | : | 106.9 | 103.7 | : | 108.2 | : | 104.5 | 105.4 | 153.7 | 104.2 | 104.1 | 106.8 | 104.4 | 101.9 |
| 1998 I | 108.7 | 103.7 | 103.7 | 104.7 | 104.2 | : | 108.0 | 103.8 | : | 108.8 | : | 105.2 | 105.7 | 152.9 | 104.8 | 103.7 | 107.3 | 104.4 | 101.9 |
| II | 109.0 | 104.3 | 104.7 | 104.7 | 104.7 | : | 108.0 | 104.1 | : | 109.4 | : | 105.3 | 105.9 | 154.9 | 104.7 | 103.9 | 107.6 | 104.6 | 102.0 |
| III | 109.0 | 104.7 | 104.5 | 105.5 | 104.8 | : | 108.4 | 104.1 | : | 109.9 | : | 105.5 | 105.9 | 157.5 | 105.4 | 104.3 | 107.8 | 104.9 | 101.5 |
| IV | 108.8 | 105.3 | 104.6 | 105.9 | 104.8 | : | 108.5 | 104.3 | : | 110.2 | : | 105.9 | 106.0 | 158.7 | 105.4 | 104.1 | 108.7 | 105.2 | 102.2 |
| 1999 I | 109.8 | 105.7 | 104.9 | 106.2 | 104.8 | : | 109.8 | 104.4 | : | 110.6 | : | 106.7 | 106.1 | : | 107.1 | : | 109.0 | 105.5 | 101.7 |
| II | 111.3 | 106.3 | 105.7 | 106.9 | 105.5 | : | 110.4 | 104.9 | : | 111.2 | : | : | 106.5 | : | 106.5 | : | 109.2 | 106.1 | 101.6 |

(*)Vor 1/1/1999 un ECU

Die Daten fur EU-15 und EUR-11 wurden in einer zusammenhangenden Weise errechnet, die alle verfugbaren Daten der Mitgliedstaaten, die vierteljahrliche Ergebnisse bereitstellen, verwendet.

Vierteljahrliche Daten : NL, A, P, US und JP Inlandskonzept
 Jahrliche Daten : A, EL, L und P Inlandskonzept

US und JP Inlandskonzept

(*)ECU before 1/1/1999

Data for EU-15 and EUR-11 are calculated statistically using data available from those Member States which compile quarterly accounts.

Quarterly data : NL, A, P, US und JP under national concept
 Annually data : A, EL, L and P under national concept

US and JP national concept

(*)ECU avant 1/1/1999

Les donnees d'EU-15 et EUR-11 sont calculees selon un cadre statistique utilisant comme indicateurs les donnees de tous les Etats membres qui elaborent une comptabilite trimestrielle.

Donnees trimestrielles : NL, A, P, US et JP en concept national
 Donnees annuelles : A, EL, L et P en concept national

US et JP concept national

VOLKSWIRTSCHAFTLICHE GESAMTRECHNUNGEN ES VG 95
NATIONAL ACCOUNT ESA 95
COMPTES NATIONAUX SEC 95



| | Veränderungen des impliziten Deflators des privaten Endverbrauchs—Euro(*) 1995=100 | | | | | | | | | | | | | | | | | | |
|---------|--|--------|------|------|------|------|------|------|------|------|------|------|------|------|------|------|------|------|-------|
| | EU-15 | EUR-11 | B | DK | D | EL | E | F | IRL | I | L | NL | A | P | FIN | S | UK | US | JP |
| 1996 | : | : | 0.0 | 0.9 | -0.0 | 7.4 | 4.9 | 2.4 | 4.2 | 13.5 | -0.9 | -0.1 | 0.9 | 3.7 | -0.5 | 10.9 | 5.0 | 5.1 | -10.8 |
| 1997 | : | : | -1.5 | 0.3 | -1.1 | 4.2 | -0.6 | -0.4 | 7.1 | 4.2 | -1.6 | -1.2 | -0.8 | 0.6 | 1.0 | 0.6 | 20.5 | 14.1 | 2.1 |
| 1998 | : | : | 0.5 | 1.6 | 0.7 | -2.1 | 1.3 | 1.1 | -3.0 | 1.6 | 2.8 | 1.4 | 0.7 | 1.4 | -0.2 | -2.4 | 4.4 | 2.0 | -6.0 |
| 1999 | : | : | 1.7 | 3.2 | 1.4 | 4.3 | 2.3 | 1.2 | 2.0 | 2.2 | 1.5 | 2.6 | 1.8 | 2.8 | 1.6 | 1.9 | 3.8 | 6.5 | : |
| 1995 IV | 0.7 | 0.8 | 0.5 | 0.5 | 0.7 | : | 1.0 | 0.5 | : | 1.6 | : | 0.8 | 0.5 | 1.0 | 0.3 | : | -0.5 | 0.0 | -7.6 |
| 1996 I | 1.1 | 1.0 | -0.0 | -0.1 | -0.1 | : | 1.4 | 0.7 | : | 5.0 | : | -0.5 | 0.3 | -0.3 | -2.8 | : | 1.5 | 2.9 | -1.8 |
| II | 1.2 | 0.9 | -0.6 | -0.3 | -0.6 | : | 1.5 | 0.8 | : | 4.8 | : | -0.3 | -0.6 | 1.5 | -0.7 | : | 2.7 | 3.2 | 0.9 |
| III | 0.5 | 0.3 | 0.2 | 0.6 | 0.4 | : | -1.0 | -0.2 | : | 1.4 | : | 0.0 | 0.9 | 2.1 | 2.7 | : | 1.3 | -1.2 | -2.7 |
| IV | 1.1 | -0.0 | -0.5 | 0.1 | -0.8 | : | 0.3 | -0.1 | : | 1.5 | : | -0.4 | -0.3 | 0.7 | -0.1 | : | 6.9 | 1.6 | -2.3 |
| 1997 I | 1.0 | -0.4 | -0.7 | 0.4 | -0.5 | : | -1.2 | -0.3 | : | 0.3 | : | -1.3 | -0.7 | -1.3 | 0.1 | : | 7.7 | 7.7 | -0.1 |
| II | 0.6 | 0.1 | -0.4 | -1.5 | -0.2 | : | 0.6 | -0.2 | : | 0.3 | : | 0.4 | -0.2 | -0.1 | -0.3 | : | 3.3 | 3.4 | 5.8 |
| III | 1.2 | 0.2 | -0.2 | 0.9 | -0.1 | : | -0.2 | -0.2 | : | 1.1 | : | 0.3 | -0.3 | -0.0 | 0.5 | : | 5.0 | 4.9 | 5.9 |
| IV | 0.3 | 0.4 | 0.4 | 0.6 | 0.3 | : | 0.4 | 0.8 | : | 0.3 | : | 0.1 | 0.4 | 0.1 | -0.6 | : | -0.1 | -2.4 | -8.2 |
| 1998 I | 0.3 | -0.2 | -0.6 | 0.1 | -0.3 | : | 0.4 | -0.2 | : | -0.2 | : | 0.4 | 0.0 | -1.1 | -0.3 | : | 3.1 | 3.4 | 1.0 |
| II | 0.3 | 0.5 | 1.2 | 0.2 | 0.6 | : | 0.1 | 0.4 | : | 0.6 | : | 0.4 | 0.3 | 1.4 | -0.2 | : | -0.5 | -1.0 | -6.7 |
| III | -0.0 | 0.4 | 0.0 | 1.0 | 0.3 | : | 0.6 | 0.3 | : | 0.6 | : | 0.3 | 0.3 | 2.0 | 0.8 | : | -1.4 | -1.3 | -4.9 |
| IV | -0.2 | 0.6 | 0.7 | 1.2 | 0.6 | : | 0.5 | 0.7 | : | 0.6 | : | 1.0 | 0.7 | 1.2 | 0.6 | : | -2.9 | -4.8 | 12.0 |
| 1999 I | 0.9 | 0.3 | 0.3 | 0.4 | 0.1 | : | 1.3 | 0.2 | : | 0.5 | : | 0.9 | 0.2 | : | 1.7 | : | 2.5 | 5.3 | 6.9 |
| II | 1.4 | 0.6 | 0.8 | 0.7 | 0.6 | : | 0.5 | 0.5 | : | 0.6 | : | : | 0.3 | : | -0.6 | : | 4.7 | 6.7 | 2.3 |

| | Veränderungen des impliziten Deflators des privaten Endverbrauchs (nationale Währung) | | | | | | | | | | | | | | | | | | |
|---------|---|--------|------|------|------|-----|------|-----|-----|-----|-----|------|-----|------|------|-----|-----|-----|------|
| | EU-15 | EUR-11 | B | DK | D | EL | E | F | IRL | I | L | NL | A | P | FIN | S | UK | US | JP |
| 1996 | : | : | 2.0 | 1.4 | 1.9 | 8.3 | 3.5 | 1.9 | 1.4 | 4.4 | 1.1 | 1.9 | 2.8 | 3.6 | 1.6 | 1.2 | 3.1 | 2.0 | 0.1 |
| 1997 | : | : | 1.6 | 1.9 | 1.7 | 5.5 | 2.5 | 1.4 | 0.9 | 2.6 | 1.5 | 2.1 | 2.0 | 2.0 | 1.9 | 2.2 | 2.5 | 1.9 | 1.4 |
| 1998 | : | : | 0.7 | 1.8 | 0.9 | 4.7 | 2.0 | 0.9 | 2.1 | 2.3 | 3.0 | 1.8 | 0.9 | 2.9 | 1.5 | 0.6 | 2.0 | 0.8 | 0.4 |
| 1999 | : | : | 1.0 | 2.3 | 0.7 | 2.5 | 1.8 | 0.5 | 2.2 | 1.8 | 0.8 | 1.8 | 1.1 | 2.2 | 1.0 | 0.8 | 2.0 | 2.0 | : |
| 1995 IV | 0.7 | 0.8 | 0.3 | 0.1 | 0.4 | : | 0.9 | 0.5 | : | 1.3 | : | 0.6 | 0.4 | 1.5 | -0.0 | : | 0.6 | 0.4 | 0.1 |
| 1996 I | 1.1 | 1.0 | 0.8 | 0.4 | 0.7 | : | 0.3 | 0.5 | : | 1.0 | : | 0.3 | 1.0 | -0.8 | 0.6 | : | 1.1 | 0.5 | 0.0 |
| II | 1.2 | 0.9 | 0.5 | 0.6 | 0.5 | : | 1.9 | 0.6 | : | 1.0 | : | 0.6 | 0.5 | 1.7 | 0.9 | : | 0.6 | 0.6 | 0.0 |
| III | 0.5 | 0.3 | 0.4 | 0.5 | 0.3 | : | -0.2 | 0.1 | : | 0.7 | : | 0.2 | 0.8 | 1.8 | 0.2 | : | 0.9 | 0.4 | 0.2 |
| IV | 1.1 | -0.0 | 0.7 | 0.7 | 0.4 | : | 1.1 | 0.5 | : | 0.6 | : | 0.8 | 0.9 | 0.4 | -0.0 | : | 0.7 | 0.6 | 0.1 |
| 1997 I | 1.0 | -0.4 | 0.4 | 1.0 | 0.6 | : | 0.2 | 0.5 | : | 0.6 | : | -0.1 | 0.4 | -1.0 | 0.6 | : | 0.7 | 0.6 | 0.1 |
| II | 0.6 | 0.1 | 0.1 | -1.2 | 0.3 | : | 1.1 | 0.2 | : | 0.6 | : | 1.0 | 0.3 | 0.8 | 1.0 | : | 0.0 | 0.3 | 1.6 |
| III | 1.2 | 0.2 | 0.6 | 1.6 | 0.7 | : | 0.5 | 0.5 | : | 0.7 | : | 1.1 | 0.4 | 1.3 | 0.5 | : | 1.0 | 0.3 | -0.2 |
| IV | 0.3 | 0.4 | 0.2 | 0.5 | 0.2 | : | 0.4 | 0.2 | : | 0.7 | : | 0.1 | 0.3 | 0.8 | 0.2 | : | 0.6 | 0.3 | 0.2 |
| 1998 I | 0.3 | -0.2 | -0.4 | 0.4 | -0.1 | : | 1.0 | 0.1 | : | 0.6 | : | 0.6 | 0.2 | -0.5 | 0.6 | : | 0.5 | : | 0.0 |
| II | 0.3 | 0.5 | 1.0 | 0.0 | 0.5 | : | 0.1 | 0.3 | : | 0.5 | : | 0.2 | 0.2 | 1.3 | -0.1 | : | 0.3 | 0.2 | 0.1 |
| III | -0.0 | 0.4 | -0.3 | 0.8 | 0.1 | : | 0.3 | 0.3 | : | 0.4 | : | 0.2 | 0.1 | 1.7 | 0.7 | : | 0.2 | 0.3 | -0.6 |
| IV | -0.2 | 0.6 | 0.1 | 0.4 | 0.0 | : | 0.1 | 0.1 | : | 0.3 | : | 0.4 | 0.1 | 0.7 | 0.0 | : | 0.9 | 0.3 | 0.7 |
| 1999 I | 0.9 | 0.3 | 0.3 | 0.3 | : | : | 1.2 | 0.1 | : | 0.4 | : | 0.8 | 0.1 | : | 1.6 | : | 0.2 | 0.3 | -0.5 |
| II | 1.4 | 0.6 | 0.8 | 0.6 | 0.6 | : | 0.5 | 0.5 | : | 0.6 | : | : | 0.3 | : | -0.6 | : | 0.2 | 0.5 | -0.1 |

(¹)(T/T-1 %)

(*)Vor 1/1/1999 un ECU

Die Daten für EU-15 und EUR-11 wurden in einer zusammenhängenden Weise errechnet, die alle verfügbaren Daten der Mitgliedstaaten, die vierteljährliche Ergebnisse bereitstellen, verwendet.

Vierteljährliche Daten : NL, A, P, US und JP Inlandskonzept
 Jährliche Daten : A, EL, L und P Inlandskonzept

US und JP Inlandskonzept

(¹)(T/T-1 %)

(*)ECU before 1/1/1999

Data for EU-15 and EUR-11 are calculated statistically using data available from those Member States which compile quarterly accounts.

Quarterly data : NL, A, P, US und JP under national concept
 Annually data : A, EL, L und P under national concept

US und JP national concept

(¹)(T/T-1 %)


(*)ECU avant 1/1/1999


Les données d'EU-15 et EUR-11 sont calculées selon un cadre statistique utilisant comme indicateurs les données de tous les Etats membres qui élaborent une comptabilité trimestrielle.

Données trimestrielles : NL, A, P, US et JP en concept national
 Données annuelles : A, EL, L et P en concept national

US et JP concept national

Beschäftigung
Employment
Emploi





BESCHÄFTIGUNG
EMPLOYMENT
EMPLOI



| | Gesamtbevölkerung ⁽¹⁾ | | | | | | | | | | | | | | | | Total population ⁽¹⁾ | | | | | | | | | | | | | | | | Population totale ⁽¹⁾ | | | | | | | | | | | | | | | | | | | | | | | | | | | | | | |
|------|----------------------------------|----------|---------|--------|---------|---------|---------|---------|--------|---------|-------|---------|--------|--------|--------|--------|---------------------------------|----------|----------|---------|--------|---------|---------|---------|---------|--------|---------|-------|---------|--------|--------|--------|----------------------------------|---------|----------|----------|---------|--------|---------|---------|---------|---------|--------|---------|-------|---------|--------|--------|--------|--------|---------|--|--|--|--|--|--|--|--|--|--|--|--|
| | 0201 | | | | | | | | | | | | | | | | 1000 | | | | | | | | | | | | | | | | 1000 | | | | | | | | | | | | | | | | 1000 | | | | | | | | | | | | | | |
| | EU-15 | EUR-11 | B | DK | D | EL | E | F | IRL | I | L | NL | A | P | FIN | S | UK | EU-15 | EUR-11 | B | DK | D | EL | E | F | IRL | I | L | NL | A | P | FIN | S | UK | EU-15 | EUR-11 | B | DK | D | EL | E | F | IRL | I | L | NL | A | P | FIN | S | UK | | | | | | | | | | | | |
| 1994 | : | : | 10073.0 | 5149.0 | 80390.0 | 10206.0 | 38662.0 | 56088.0 | 3520.0 | 56301.0 | 397.0 | 15080.0 | : | 9796.0 | : | : | 57327.0 | : | : | 10073.0 | 5149.0 | 80390.0 | 10206.0 | 38662.0 | 56088.0 | 3520.0 | 56301.0 | 397.0 | 15080.0 | : | 9796.0 | : | : | 57327.0 | : | : | 10073.0 | 5149.0 | 80390.0 | 10206.0 | 38662.0 | 56088.0 | 3520.0 | 56301.0 | 397.0 | 15080.0 | : | 9796.0 | : | : | 57327.0 | | | | | | | | | | | | |
| 1995 | : | 280364.0 | 10105.0 | 5207.0 | 80570.0 | 10238.0 | 38749.0 | 56336.0 | 3536.0 | 56413.0 | 403.0 | 15173.0 | 7883.0 | 9807.0 | 4927.0 | : | 57525.0 | : | 280364.0 | 10105.0 | 5207.0 | 80570.0 | 10238.0 | 38749.0 | 56336.0 | 3536.0 | 56413.0 | 403.0 | 15173.0 | 7883.0 | 9807.0 | 4927.0 | : | 57525.0 | : | 280364.0 | 10105.0 | 5207.0 | 80570.0 | 10238.0 | 38749.0 | 56336.0 | 3536.0 | 56413.0 | 403.0 | 15173.0 | 7883.0 | 9807.0 | 4927.0 | : | 57525.0 | | | | | | | | | | | | |
| 1996 | 366848.0 | 284840.0 | 10124.0 | 5213.0 | 80760.0 | 10254.0 | 38848.0 | 56574.0 | 3561.0 | 56499.0 | 410.0 | 15248.0 | 7897.0 | 9831.0 | 5088.0 | 8841.0 | 57700.0 | 366848.0 | 284840.0 | 10124.0 | 5213.0 | 80760.0 | 10254.0 | 38848.0 | 56574.0 | 3561.0 | 56499.0 | 410.0 | 15248.0 | 7897.0 | 9831.0 | 5088.0 | 8841.0 | 57700.0 | 366848.0 | 284840.0 | 10124.0 | 5213.0 | 80760.0 | 10254.0 | 38848.0 | 56574.0 | 3561.0 | 56499.0 | 410.0 | 15248.0 | 7897.0 | 9831.0 | 5088.0 | 8841.0 | 57700.0 | | | | | | | | | | | | |
| 1997 | 367512.0 | 285319.0 | 10154.0 | 5236.0 | 80567.0 | 10266.0 | 38910.0 | 56818.0 | 3605.0 | 56648.0 | 416.0 | 15335.0 | 7906.0 | 9848.0 | 5112.0 | 8837.0 | 57854.0 | 367512.0 | 285319.0 | 10154.0 | 5236.0 | 80567.0 | 10266.0 | 38910.0 | 56818.0 | 3605.0 | 56648.0 | 416.0 | 15335.0 | 7906.0 | 9848.0 | 5112.0 | 8837.0 | 57854.0 | 367512.0 | 285319.0 | 10154.0 | 5236.0 | 80567.0 | 10266.0 | 38910.0 | 56818.0 | 3605.0 | 56648.0 | 416.0 | 15335.0 | 7906.0 | 9848.0 | 5112.0 | 8837.0 | 57854.0 | | | | | | | | | | | | |
| 1998 | 365264.0 | 282824.0 | 10171.0 | 5259.0 | 80919.0 | 10289.0 | 38980.0 | 57114.0 | : | 56803.0 | 420.0 | 15431.0 | 7913.0 | 9949.0 | 5124.0 | 8854.0 | 58037.0 | 365264.0 | 282824.0 | 10171.0 | 5259.0 | 80919.0 | 10289.0 | 38980.0 | 57114.0 | : | 56803.0 | 420.0 | 15431.0 | 7913.0 | 9949.0 | 5124.0 | 8854.0 | 58037.0 | 365264.0 | 282824.0 | 10171.0 | 5259.0 | 80919.0 | 10289.0 | 38980.0 | 57114.0 | : | 56803.0 | 420.0 | 15431.0 | 7913.0 | 9949.0 | 5124.0 | 8854.0 | 58037.0 | | | | | | | | | | | | |

| | Zivile Erwerbspersonen insgesamt ⁽¹⁾ | | | | | | | | | | | | | | | | Civilian labour force ⁽¹⁾ | | | | | | | | | | | | | | | | Population active civile totale ⁽¹⁾ | | | | | | | | | | | | | | | | | | |
|------|---|----------|--------|--------|---------|--------|---------|---------|--------|---------|-------|--------|--------|--------|--------|--------|--------------------------------------|----------|----------|--------|--------|---------|--------|---------|---------|--------|---------|-------|--------|--------|--------|--------|--|---------|----------|----------|--------|--------|---------|--------|---------|---------|--------|---------|-------|--------|--------|--------|--------|--------|---------|
| | 0202 | | | | | | | | | | | | | | | | 1000 | | | | | | | | | | | | | | | | 1000 | | | | | | | | | | | | | | | | | | |
| | EU-15 | EUR-11 | B | DK | D | EL | E | F | IRL | I | L | NL | A | P | FIN | S | UK | EU-15 | EUR-11 | B | DK | D | EL | E | F | IRL | I | L | NL | A | P | FIN | S | UK | EU-15 | EUR-11 | B | DK | D | EL | E | F | IRL | I | L | NL | A | P | FIN | S | UK |
| 1994 | : | : | 4148.0 | 2759.0 | 39267.0 | 4154.0 | 15488.0 | 24869.0 | 1413.0 | 22584.0 | 170.0 | 7224.0 | : | 4759.0 | : | : | 28398.0 | : | : | 4148.0 | 2759.0 | 39267.0 | 4154.0 | 15488.0 | 24869.0 | 1413.0 | 22584.0 | 170.0 | 7224.0 | : | 4759.0 | : | : | 28398.0 | : | : | 4148.0 | 2759.0 | 39267.0 | 4154.0 | 15488.0 | 24869.0 | 1413.0 | 22584.0 | 170.0 | 7224.0 | : | 4759.0 | : | : | 28398.0 |
| 1995 | : | 124839.0 | 4183.0 | 2796.0 | 38961.0 | 4201.0 | 15561.0 | 25033.0 | 1434.0 | 22607.0 | 167.0 | 7304.0 | 3842.0 | 4753.0 | 2429.0 | : | 28404.0 | : | 124839.0 | 4183.0 | 2796.0 | 38961.0 | 4201.0 | 15561.0 | 25033.0 | 1434.0 | 22607.0 | 167.0 | 7304.0 | 3842.0 | 4753.0 | 2429.0 | : | 28404.0 | : | 124839.0 | 4183.0 | 2796.0 | 38961.0 | 4201.0 | 15561.0 | 25033.0 | 1434.0 | 22607.0 | 167.0 | 7304.0 | 3842.0 | 4753.0 | 2429.0 | : | 28404.0 |
| 1996 | 167397.0 | 127376.0 | 4188.0 | 2815.0 | 39083.0 | 4282.0 | 15872.0 | 25342.0 | 1481.0 | 22788.0 | 171.0 | 7407.0 | 3819.0 | 4780.0 | 2445.0 | 4409.0 | 28515.0 | 167397.0 | 127376.0 | 4188.0 | 2815.0 | 39083.0 | 4282.0 | 15872.0 | 25342.0 | 1481.0 | 22788.0 | 171.0 | 7407.0 | 3819.0 | 4780.0 | 2445.0 | 4409.0 | 28515.0 | 167397.0 | 127376.0 | 4188.0 | 2815.0 | 39083.0 | 4282.0 | 15872.0 | 25342.0 | 1481.0 | 22788.0 | 171.0 | 7407.0 | 3819.0 | 4780.0 | 2445.0 | 4409.0 | 28515.0 |
| 1997 | 168213.0 | 128110.0 | 4215.0 | 2828.0 | 39162.0 | 4261.0 | 16066.0 | 25360.0 | 1529.0 | 22859.0 | 173.0 | 7605.0 | 3805.0 | 4842.0 | 2493.0 | 4369.0 | 28644.0 | 168213.0 | 128110.0 | 4215.0 | 2828.0 | 39162.0 | 4261.0 | 16066.0 | 25360.0 | 1529.0 | 22859.0 | 173.0 | 7605.0 | 3805.0 | 4842.0 | 2493.0 | 4369.0 | 28644.0 | 168213.0 | 128110.0 | 4215.0 | 2828.0 | 39162.0 | 4261.0 | 16066.0 | 25360.0 | 1529.0 | 22859.0 | 173.0 | 7605.0 | 3805.0 | 4842.0 | 2493.0 | 4369.0 | 28644.0 |
| 1998 | 167879.0 | 127618.0 | 4253.0 | 2821.0 | 39393.0 | 4445.0 | 16226.0 | 25569.0 | : | 22915.0 | 175.0 | 7742.0 | 3838.0 | 4996.0 | 2511.0 | 4333.0 | 28661.0 | 167879.0 | 127618.0 | 4253.0 | 2821.0 | 39393.0 | 4445.0 | 16226.0 | 25569.0 | : | 22915.0 | 175.0 | 7742.0 | 3838.0 | 4996.0 | 2511.0 | 4333.0 | 28661.0 | 167879.0 | 127618.0 | 4253.0 | 2821.0 | 39393.0 | 4445.0 | 16226.0 | 25569.0 | : | 22915.0 | 175.0 | 7742.0 | 3838.0 | 4996.0 | 2511.0 | 4333.0 | 28661.0 |

| | Zivile Erwerbstätige insgesamt ⁽¹⁾ | | | | | | | | | | | | | | | | Civilian employment ⁽¹⁾ | | | | | | | | | | | | | | | | Emploi civil total ⁽¹⁾ | | | | | | | | | | | | | | | | | | |
|------|---|----------|--------|--------|---------|--------|---------|---------|--------|---------|-------|--------|--------|--------|--------|--------|------------------------------------|----------|----------|--------|--------|---------|--------|---------|---------|--------|---------|-------|--------|--------|--------|--------|-----------------------------------|---------|----------|----------|--------|--------|---------|--------|---------|---------|--------|---------|-------|--------|--------|--------|--------|--------|---------|
| | 0203 | | | | | | | | | | | | | | | | 1000 | | | | | | | | | | | | | | | | 1000 | | | | | | | | | | | | | | | | | | |
| | EU-15 | EUR-11 | B | DK | D | EL | E | F | IRL | I | L | NL | A | P | FIN | S | UK | EU-15 | EUR-11 | B | DK | D | EL | E | F | IRL | I | L | NL | A | P | FIN | S | UK | EU-15 | EUR-11 | B | DK | D | EL | E | F | IRL | I | L | NL | A | P | FIN | S | UK |
| 1993 | : | : | 3744.0 | 2556.0 | 36111.0 | 3715.0 | 11868.0 | 21876.0 | 1151.0 | 20321.0 | 164.0 | 6487.0 | : | 4464.0 | : | : | 25322.0 | : | : | 3744.0 | 2556.0 | 36111.0 | 3715.0 | 11868.0 | 21876.0 | 1151.0 | 20321.0 | 164.0 | 6487.0 | : | 4464.0 | : | : | 25322.0 | : | : | 3744.0 | 2556.0 | 36111.0 | 3715.0 | 11868.0 | 21876.0 | 1151.0 | 20321.0 | 164.0 | 6487.0 | : | 4464.0 | : | : | 25322.0 |
| 1994 | : | : | 3748.0 | 2525.0 | 35840.0 | 3786.0 | 11728.0 | 21709.0 | 1202.0 | 20024.0 | 164.0 | 6563.0 | : | 4440.0 | : | : | 25511.0 | : | : | 3748.0 | 2525.0 | 35840.0 | 3786.0 | 11728.0 | 21709.0 | 1202.0 | 20024.0 | 164.0 | 6563.0 | : | 4440.0 | : | : | 25511.0 | : | : | 3748.0 | 2525.0 | 35840.0 | 3786.0 | 11728.0 | 21709.0 | 1202.0 | 20024.0 | 164.0 | 6563.0 | : | 4440.0 | : | : | 25511.0 |
| 1995 | 148054.0 | 111689.0 | 3793.0 | 2596.0 | 35782.0 | 3821.0 | 12027.0 | 22045.0 | 1258.0 | 19943.0 | 161.0 | 6575.0 | 3675.0 | 4417.0 | 2014.0 | 4133.0 | 25815.0 | 148054.0 | 111689.0 | 3793.0 | 2596.0 | 35782.0 | 3821.0 | 12027.0 | 22045.0 | 1258.0 | 19943.0 | 161.0 | 6575.0 | 3675.0 | 4417.0 | 2014.0 | 4133.0 | 25815.0 | 148054.0 | 111689.0 | 3793.0 | 2596.0 | 35782.0 | 3821.0 | 12027.0 | 22045.0 | 1258.0 | 19943.0 | 161.0 | 6575.0 | 3675.0 | 4417.0 | 2014.0 | 4133.0 | 25815.0 |
| 1996 | 148584.0 | 112056.0 | 3791.0 | 2618.0 | 35634.0 | 3868.0 | 12342.0 | 22186.0 | 1303.0 | 20013.0 | 165.0 | 6533.0 | 3617.0 | 4431.0 | 2040.0 | 3984.0 | 26058.0 | 148584.0 | 112056.0 | 3791.0 | 2618.0 | 35634.0 | 3868.0 | 12342.0 | 22186.0 | 1303.0 | 20013.0 | 165.0 | 6533.0 | 3617.0 | 4431.0 | 2040.0 | 3984.0 | 26058.0 | 148584.0 | 112056.0 | 3791.0 | 2618.0 | 35634.0 | 3868.0 | 12342.0 | 22186.0 | 1303.0 | 20013.0 | 165.0 | 6533.0 | 3617.0 | 4431.0 | 2040.0 | 3984.0 | 26058.0 |
| 1997 | 149523.0 | 112572.0 | 3838.0 | 2664.0 | 35299.0 | 3853.0 | 12706.0 | 22149.0 | 1369.0 | 20032.0 | 169.0 | 6765.0 | 3609.0 | 4523.0 | 2112.0 | 3912.0 | 26522.0 | 149523.0 | 112572.0 | 3838.0 | 2664.0 | 35299.0 | 3853.0 | 12706.0 | 22149.0 | 1369.0 | 20032.0 | 169.0 | 6765.0 | 3609.0 | 4523.0 | 2112.0 | 3912.0 | 26522.0 | 149523.0 | 112572.0 | 3838.0 | 2664.0 | 35299.0 | 3853.0 | 12706.0 | 22149.0 | 1369.0 | 20032.0 | 169.0 | 6765.0 | 3609.0 | 4523.0 | 2112.0 | 3912.0 | 26522.0 |
| 1998 | 150248.0 | 112867.0 | 3857.0 | 2672.0 | 35537.0 | 3967.0 | 13161.0 | 22461.0 | : | 20065.0 | 170.0 | 7053.0 | 3626.0 | 4763.0 | 2174.0 | 3942.0 | 26800.0 | 150248.0 | 112867.0 | 3857.0 | 2672.0 | 35537.0 | 3967.0 | 13161.0 | 22461.0 | : | 20065.0 | 170.0 | 7053.0 | 3626.0 | 4763.0 | 2174.0 | 3942.0 | 26800.0 | 150248.0 | 112867.0 | 3857.0 | 2672.0 | 35537.0 | 3967.0 | 13161.0 | 22461.0 | : | 20065.0 | 170.0 | 7053.0 | 3626.0 | 4763.0 | 2174.0 | 3942.0 | 26800.0 |

(¹) Personen, die in Privathaushalten leben

(¹) persons living in private households

(¹) personnes vivant dans les ménages privés

Quelle : Erhebung über Arbeitskräfte

source : labour force survey

source : enquête sur les forces de travail

**BESCHÄFTIGUNG
EMPLOYMENT
EMPLOI**



| | Zivile Arbeitnehmer insgesamt ⁽¹⁾ | | Number of civilian employees ⁽¹⁾ | | | | | | | | | | | Emploi civil salarié total ⁽¹⁾ | | | | |
|------|--|---------|---|--------|---------|--------|---------|---------|--------|---------|-------|--------|--------|---|--------|--------|---------|---|
| | 0204 | 1000 | EU-15 | EUR-11 | B | DK | D | EL | E | F | IRL | I | L | NL | A | P | FIN | S |
| 1993 | : | : | 3073.0 | 2281.0 | 32380.0 | 1980.0 | 8700.0 | 18786.0 | 882.0 | 14517.0 | 146.0 | 5748.0 | : | 3310.0 | : | : | 21993.0 | |
| 1994 | : | : | 3084.0 | 2275.0 | 32029.0 | 2017.0 | 8609.0 | 18654.0 | 930.0 | 14280.0 | 146.0 | 5772.0 | : | 3226.0 | : | : | 22068.0 | |
| 1995 | 122522.0 | 92143.0 | 3112.0 | 2349.0 | 31946.0 | 2059.0 | 8938.0 | 19043.0 | 979.0 | 14162.0 | 143.0 | 5783.0 | 3151.0 | 3191.0 | 1696.0 | 3646.0 | 22325.0 | |
| 1996 | 123222.0 | 92598.0 | 3109.0 | 2374.0 | 31843.0 | 2100.0 | 9228.0 | 19262.0 | 1031.0 | 14242.0 | 149.0 | 5769.0 | 3095.0 | 3172.0 | 1700.0 | 3499.0 | 22651.0 | |
| 1997 | 124266.0 | 93215.0 | 3177.0 | 2412.0 | 31448.0 | 2111.0 | 9639.0 | 19289.0 | 1084.0 | 14316.0 | 153.0 | 5974.0 | 3109.0 | 3239.0 | 1785.0 | 3453.0 | 23076.0 | |
| 1998 | 125400.0 | 93804.0 | 3187.0 | 2412.0 | 31635.0 | 2245.0 | 10115.0 | 19664.0 | : | 14395.0 | 154.0 | 6290.0 | 3126.0 | 3382.0 | 1856.0 | 3492.0 | 23447.0 | |

| | Arbeitnehmer Landwirtschaft ⁽¹⁾ | | Number of employees in agriculture ⁽¹⁾ | | | | | | | | | | | Emploi salarié agriculture ⁽¹⁾ | | | | |
|------|--|--------|---|--------|-------|------|-------|-------|------|-------|-----|-------|------|---|------|------|-------|---|
| | 0205 | 1000 | EU-15 | EUR-11 | B | DK | D | EL | E | F | IRL | I | L | NL | A | P | FIN | S |
| 1993 | : | : | 13.0 | 53.0 | 552.0 | 36.0 | 377.0 | 273.0 | 27.0 | 604.0 | 1.0 | 100.0 | : | 94.0 | : | : | 224.0 | |
| 1994 | : | : | 18.0 | 60.0 | 521.0 | 29.0 | 361.0 | 274.0 | 28.0 | 554.0 | 1.0 | 98.0 | : | 77.0 | : | : | 237.0 | |
| 1995 | 2349.0 | 1978.0 | 17.0 | 58.0 | 523.0 | 39.0 | 366.0 | 275.0 | 29.0 | 532.0 | 1.0 | 99.0 | 36.0 | 72.0 | 28.0 | 44.0 | 231.0 | |
| 1996 | 2324.0 | 1967.0 | 14.0 | 51.0 | 546.0 | 35.0 | 332.0 | 297.0 | 28.0 | 497.0 | 1.0 | 95.0 | 36.0 | 89.0 | 31.0 | 40.0 | 231.0 | |
| 1997 | 2327.0 | 1988.0 | 17.0 | 48.0 | 551.0 | 31.0 | 379.0 | 294.0 | 29.0 | 464.0 | 1.0 | 95.0 | 33.0 | 87.0 | 41.0 | 40.0 | 219.0 | |
| 1998 | 2308.0 | 1985.0 | 18.0 | 42.0 | 515.0 | 29.0 | 388.0 | 299.0 | : | 482.0 | 1.0 | 106.0 | 32.0 | 107.0 | 38.0 | 36.0 | 216.0 | |

| | Arbeitnehmer Industrie ⁽¹⁾ | | Number of employees in industry ⁽¹⁾ | | | | | | | | | | | Emploi salarié industrie ⁽¹⁾ | | | | |
|------|---------------------------------------|---------|--|--------|---------|-------|--------|--------|-------|--------|------|--------|--------|---|-------|-------|--------|---|
| | 0206 | 1000 | EU-15 | EUR-11 | B | DK | D | EL | E | F | IRL | I | L | NL | A | P | FIN | S |
| 1993 | : | : | 992.0 | 612.0 | 12922.0 | 621.0 | 3030.0 | 5423.0 | 275.0 | 5411.0 | 41.0 | 1471.0 | : | 1235.0 | : | : | 6383.0 | |
| 1994 | : | : | 970.0 | 619.0 | 12463.0 | 615.0 | 2885.0 | 5218.0 | 295.0 | 5272.0 | 43.0 | 1431.0 | : | 1206.0 | : | : | 5990.0 | |
| 1995 | 39379.0 | 31165.0 | 969.0 | 654.0 | 12087.0 | 608.0 | 2992.0 | 5338.0 | 308.0 | 5222.0 | 39.0 | 1425.0 | 1112.0 | 1176.0 | 498.0 | 962.0 | 5990.0 | |
| 1996 | 38889.0 | 30634.0 | 939.0 | 645.0 | 11740.0 | 609.0 | 2987.0 | 5299.0 | 317.0 | 5241.0 | 36.0 | 1414.0 | 1033.0 | 1139.0 | 491.0 | 923.0 | 6077.0 | |
| 1997 | 38806.0 | 30552.0 | 950.0 | 651.0 | 11429.0 | 596.0 | 3157.0 | 5304.0 | 345.0 | 5190.0 | 37.0 | 1435.0 | 1019.0 | 1164.0 | 522.0 | 897.0 | 6110.0 | |
| 1998 | 39175.0 | 30739.0 | 939.0 | 655.0 | 11400.0 | 641.0 | 3378.0 | 5353.0 | : | 5180.0 | 35.0 | 1483.0 | 1015.0 | 1409.0 | 549.0 | 929.0 | 6211.0 | |

| | Arbeitnehmer Dienstleistungen ⁽¹⁾ | | Number of employees in services ⁽¹⁾ | | | | | | | | | | | Emploi salarié services ⁽¹⁾ | | | | |
|------|--|---------|--|--------|---------|--------|--------|---------|-------|--------|-------|--------|--------|--|--------|--------|---------|---|
| | 0207 | 1000 | EU-15 | EUR-11 | B | DK | D | EL | E | F | IRL | I | L | NL | A | P | FIN | S |
| 1993 | : | : | 2068.0 | 1617.0 | 18906.0 | 1323.0 | 5293.0 | 13090.0 | 580.0 | 8503.0 | 103.0 | 4176.0 | : | 1982.0 | : | : | 15386.0 | |
| 1994 | : | : | 2096.0 | 1597.0 | 19044.0 | 1372.0 | 5363.0 | 13162.0 | 607.0 | 8455.0 | 102.0 | 4243.0 | : | 1943.0 | : | : | 15842.0 | |
| 1995 | 80794.0 | 59001.0 | 2127.0 | 1638.0 | 19336.0 | 1411.0 | 5580.0 | 13430.0 | 643.0 | 8409.0 | 103.0 | 4259.0 | 2003.0 | 1943.0 | 1169.0 | 2641.0 | 16104.0 | |
| 1996 | 82009.0 | 59996.0 | 2156.0 | 1678.0 | 19556.0 | 1456.0 | 5909.0 | 13666.0 | 687.0 | 8504.0 | 111.0 | 4260.0 | 2026.0 | 1944.0 | 1178.0 | 2535.0 | 16343.0 | |
| 1997 | 83134.0 | 60675.0 | 2210.0 | 1713.0 | 19468.0 | 1484.0 | 6104.0 | 13692.0 | 711.0 | 8663.0 | 115.0 | 4444.0 | 2057.0 | 1989.0 | 1222.0 | 2516.0 | 16746.0 | |
| 1998 | 83917.0 | 61080.0 | 2230.0 | 1715.0 | 19721.0 | 1575.0 | 6350.0 | 14013.0 | : | 8733.0 | 117.0 | 4702.0 | 2080.0 | 1866.0 | 1270.0 | 2527.0 | 17020.0 | |

(¹) Personen, die in Privathaushalten leben
Quelle : Erhebung über Arbeitskräfte

(¹) persons living in private households
source : labour force survey

(¹) personnes vivant dans les ménages privés
source : enquête sur les forces de travail

ABHÄNGIG BESCHÄFTIGTE
EMPLOYEES
EMPLOI SALARIÉ



0301 Industrie insgesamt
(ohne Baugewerbe)
1995 = 100

Total industry
(excluding construction)
1995 = 100

Ensemble de l'industrie
sans bâtiment
1995 = 100

NACE Rev.1 C-E

| | EU-15 | EUR-11 | B | DK | D | EL | E | F | IRL | I | L | NL | A | P | FIN | S | UK | US | JP |
|----------|-------|--------|-------|-------|-------|-------|-------|-------|-------|-------|-------|-------|-------|------|-------|-------|-------|-------|-------|
| 1995 | 99.6 | 99.5 | 100.0 | 100.0 | 100.0 | 100.0 | 100.0 | 100.0 | 100.0 | 101.4 | 100.0 | 100.0 | 100.0 | 85.0 | 100.0 | 100.0 | 100.0 | 100.0 | 100.0 |
| 1996 | 98.6 | 97.9 | 98.6 | 99.0 | 95.9 | 97.4 | 100.6 | 98.7 | 104.1 | 99.8 | 99.7 | 99.3 | 95.6 | 98.5 | 100.9 | 101.0 | 101.4 | 99.9 | 97.8 |
| 1997 | 97.6 | 96.6 | 97.4 | 100.5 | 92.6 | 94.7 | 103.8 | 97.9 | 110.4 | 97.6 | 99.4 | 100.6 | 93.7 | 96.9 | 101.4 | 100.4 | 102.3 | 100.7 | 96.9 |
| 1998 | 97.9 | 97.0 | 98.2 | 101.4 | 92.3 | 94.2 | 108.9 | 98.2 | 112.9 | 95.6 | 100.6 | 101.9 | 95.2 | 95.8 | 103.9 | 101.8 | 101.5 | 101.0 | 95.6 |
| 1998 Jun | 97.9 | 97.1 | 98.9 | 100.1 | 92.4 | 94.5 | 109.5 | 98.2 | 112.9 | 95.4 | 100.7 | 102.1 | : | 95.9 | 104.5 | 101.8 | 101.8 | 101.6 | 95.8 |
| Jul | 98.0 | 97.2 | 98.5 | 101.0 | 92.4 | 94.5 | 109.8 | 98.2 | 113.0 | 95.4 | 101.3 | 102.2 | : | 95.9 | 105.4 | 102.1 | 101.5 | 100.7 | 95.6 |
| Aug | 98.0 | 97.2 | 98.4 | 103.1 | 92.4 | 94.4 | 110.1 | 98.2 | 113.1 | 95.4 | 101.1 | 102.2 | : | 95.5 | 106.0 | 102.4 | 101.4 | 101.2 | 95.4 |
| Sep | 97.9 | 97.1 | 98.3 | 102.9 | 92.4 | 94.0 | 110.2 | 98.2 | 113.3 | 95.3 | 100.9 | 102.1 | : | 95.5 | 105.3 | 102.5 | 101.3 | 101.2 | 95.2 |
| Oct | 97.8 | 97.0 | 98.3 | 102.7 | 92.3 | 93.6 | 110.2 | 98.2 | 113.5 | 94.8 | 100.9 | 101.9 | : | 95.5 | 104.4 | 102.6 | 100.7 | 100.9 | 95.0 |
| Nov | 97.6 | 96.9 | 98.0 | 102.6 | 92.2 | 93.3 | 110.4 | 98.2 | 113.7 | 94.3 | 101.0 | 101.8 | : | 95.3 | 103.5 | 102.6 | 100.5 | 100.6 | 94.8 |
| Dec | 97.5 | 96.8 | 95.2 | 102.4 | 92.2 | 93.5 | 110.7 | 98.2 | 113.7 | 93.7 | 101.1 | 101.9 | : | 94.9 | 102.9 | 102.3 | 99.9 | 100.5 | 94.6 |
| 1999 Jan | 97.5 | 96.8 | 94.9 | 102.2 | 92.3 | : | 111.2 | 98.1 | 113.7 | 93.3 | 101.6 | 102.1 | : | 94.6 | 102.5 | 102.0 | 99.9 | 100.3 | 94.6 |
| Feb | 97.3 | 96.7 | 91.6 | 102.0 | 92.2 | : | 111.5 | 98.1 | 113.5 | 93.2 | 101.8 | 102.2 | : | 94.4 | 102.2 | 101.7 | 99.5 | 100.1 | 94.4 |
| Mar | 97.1 | 96.6 | 91.8 | 101.8 | 92.0 | : | 111.6 | 98.0 | 112.2 | 93.1 | 101.8 | 102.2 | : | 94.1 | 103.4 | 101.6 | 99.0 | 99.9 | 94.2 |
| Apr | 97.0 | 96.5 | 91.9 | 101.6 | 91.8 | : | 111.6 | 97.9 | : | 93.0 | 101.9 | 102.2 | : | 93.7 | 104.8 | 101.5 | 98.6 | 99.7 | 93.4 |
| May | 96.9 | 96.4 | 91.9 | 101.5 | 91.7 | : | 111.6 | 97.8 | : | 92.9 | 101.8 | 102.2 | : | 93.6 | 106.4 | 101.5 | 98.4 | 99.5 | 93.2 |
| Jun | 96.9 | 96.4 | 91.7 | 101.9 | 91.6 | : | 111.9 | 98.3 | : | 92.7 | : | 102.8 | : | 93.4 | 108.9 | 101.3 | 98.1 | 99.3 | 93.1 |
| Jul | : | : | 91.8 | : | 91.5 | : | : | : | : | : | : | : | : | 93.4 | : | : | 97.8 | 99.6 | 92.8 |
| Aug | : | : | : | : | 91.4 | : | : | : | : | : | : | : | : | 93.5 | : | : | 97.7 | 99.2 | 92.8 |

0302 Be- und verarbeitendes Gewerbe
1995 = 100

Manufacturing
1995 = 100

Industrie manufacturière
1995 = 100

NACE Rev.1 D

| | EU-15 | EUR-11 | B | DK | D | EL | E | F | IRL | I | L | NL | A | P | FIN | S | UK | US | JP |
|----------|-------|--------|-------|-------|-------|-------|-------|-------|-------|-------|-------|-------|-------|------|-------|-------|-------|-------|-------|
| 1995 | 99.6 | 99.5 | 100.0 | 100.0 | 100.0 | 100.0 | 100.0 | 100.0 | 100.0 | 101.7 | 100.0 | 100.0 | 100.0 | 85.4 | 100.0 | 100.0 | 100.0 | 100.0 | 100.0 |
| 1996 | 98.7 | 98.1 | 98.6 | 99.0 | 96.3 | 97.1 | 100.4 | 98.7 | 104.6 | 99.8 | 99.9 | 99.5 | 96.7 | 98.6 | 101.2 | 101.0 | 101.7 | 99.9 | 97.8 |
| 1997 | 98.1 | 97.1 | 97.3 | 100.6 | 93.4 | 94.3 | 104.5 | 98.0 | 111.7 | 98.3 | 99.4 | 100.9 | 94.7 | 97.0 | 101.7 | 100.1 | 102.8 | 100.7 | 96.9 |
| 1998 | 98.6 | 97.9 | 98.8 | 101.6 | 93.4 | 93.9 | 110.2 | 98.3 | 114.5 | 96.9 | 100.5 | 102.2 | 96.4 | 95.9 | 104.3 | 101.6 | 102.0 | 101.0 | 95.6 |
| 1998 Jun | 98.6 | 98.0 | 98.9 | 100.6 | 93.5 | 94.4 | 111.1 | 98.5 | 114.5 | 96.8 | 100.7 | 102.4 | : | 96.1 | 104.8 | 101.7 | 102.4 | 101.6 | 95.8 |
| Jul | 98.7 | 98.0 | 99.1 | 101.6 | 93.5 | 94.3 | 111.2 | 98.4 | 114.7 | 96.7 | 101.2 | 102.4 | : | 96.0 | 105.5 | 102.0 | 102.1 | 100.7 | 95.6 |
| Aug | 98.7 | 98.0 | 99.1 | 102.7 | 93.5 | 94.1 | 111.3 | 98.4 | 114.8 | 96.7 | 101.0 | 102.5 | : | 95.6 | 106.0 | 102.2 | 102.0 | 101.2 | 95.4 |
| Sep | 98.7 | 98.0 | 99.1 | 102.9 | 93.5 | 93.7 | 111.3 | 98.4 | 115.0 | 96.7 | 100.7 | 102.4 | : | 95.6 | 105.5 | 102.3 | 101.9 | 101.2 | 95.2 |
| Oct | 98.6 | 98.0 | 99.2 | 102.9 | 93.5 | 93.3 | 111.4 | 98.3 | 115.1 | 96.2 | 100.7 | 102.3 | : | 95.6 | 104.7 | 102.3 | 101.3 | 100.9 | 95.0 |
| Nov | 98.4 | 97.8 | 99.0 | 102.9 | 93.5 | 92.9 | 111.5 | 98.3 | 115.2 | 95.6 | 101.0 | 102.2 | : | 95.5 | 104.0 | 102.3 | 101.0 | 100.6 | 94.8 |
| Dec | 98.3 | 97.8 | 98.6 | 102.8 | 93.4 | 93.2 | 112.0 | 98.2 | 115.3 | 95.1 | 100.8 | 102.4 | : | 95.2 | 103.4 | 102.2 | 100.5 | 100.5 | 94.6 |
| 1999 Jan | 98.4 | 97.9 | 98.2 | 102.7 | 93.5 | : | 112.6 | 98.2 | 115.4 | 94.8 | : | 102.5 | : | 94.8 | 102.9 | 102.0 | 100.4 | 100.3 | 94.6 |
| Feb | 98.2 | 97.7 | 94.6 | 102.5 | 93.4 | : | 113.1 | 98.2 | 115.4 | 94.6 | : | 102.6 | : | 94.7 | 102.8 | 101.7 | 100.0 | 100.1 | 94.4 |
| Mar | 98.0 | 97.6 | 94.8 | 102.2 | 93.3 | : | 113.0 | 98.2 | 113.9 | 94.5 | : | 102.7 | : | 94.4 | 104.2 | 101.6 | 99.5 | 99.9 | 94.2 |
| Apr | 97.9 | 97.5 | 94.8 | 102.0 | 93.1 | : | 112.9 | 98.1 | : | 94.3 | : | 102.6 | : | 94.0 | 106.0 | 101.5 | 99.1 | 99.7 | 93.4 |
| May | 97.8 | 97.4 | 94.8 | 101.8 | 93.0 | : | 112.8 | 98.1 | : | 94.2 | : | 102.7 | : | 93.9 | 108.0 | 101.5 | 98.9 | 99.5 | 93.2 |
| Jun | 97.8 | 97.4 | 94.7 | 102.3 | 92.9 | : | 112.8 | 98.6 | : | 94.0 | : | 103.2 | : | 93.7 | 110.6 | 101.4 | 98.6 | 99.3 | 93.1 |
| Jul | : | : | 94.7 | : | 92.9 | : | : | : | : | : | : | : | : | 93.6 | : | : | 98.3 | 99.6 | 92.8 |
| Aug | : | : | : | : | 92.8 | : | : | : | : | : | : | : | : | 93.8 | : | : | 98.1 | 99.2 | 92.8 |

Quelle : Industrieerhebungen

source : industrial surveys

source : enquêtes industrielles

ABHÄNGIG BESCHÄFTIGTE NACH INDUSTRIE-HAUPTGRUPPEN
EMPLOYEES BY INDUSTRIAL GROUPINGS
EMPLOI SALARIÉ PAR REGROUPEMENTS INDUSTRIELS



| | 0401 Vorleistungsgüterindustrie 1995 = 100 | | | | | | | | | | Intermediate goods industry 1995 = 100 | | | | | Industries des biens intermédiaires 1995 = 100 | | | |
|----------|---|--------|-------|-------|-------|-------|-------|-------|-------|-------|---|----|-------|------|-----|--|-------|----|----|
| | EU-15 | EUR-11 | B | DK | D | EL | E | F | IRL | I | L | NL | A | P | FIN | S | UK | US | JP |
| 1995 | 99.3 | 99.2 | 100.0 | : | 100.0 | 100.0 | 100.0 | 100.0 | 100.0 | 100.9 | 100.0 | : | 100.0 | 81.2 | : | : | 100.0 | : | : |
| 1996 | 98.1 | 97.7 | 101.0 | 99.6 | 96.0 | 98.8 | : | : | 104.3 | 99.1 | 99.4 | : | : | 97.9 | : | : | 100.4 | : | : |
| 1997 | 96.9 | 96.1 | : | 103.9 | 93.5 | 97.2 | : | : | 109.9 | 96.7 | 97.7 | : | : | 97.7 | : | : | 100.6 | : | : |
| 1998 | 97.1 | 96.6 | : | 106.4 | 93.4 | 96.4 | : | : | 112.6 | 94.8 | 97.0 | : | : | 96.7 | : | : | 99.0 | : | : |
| 1998 Jun | 97.0 | 96.5 | : | 104.4 | 93.4 | 96.6 | : | : | 112.4 | 94.7 | 97.3 | : | : | 96.7 | : | : | 98.2 | : | : |
| Jul | 97.3 | 96.8 | : | 106.9 | 93.6 | 96.9 | : | : | 112.8 | 94.4 | 97.4 | : | : | 97.1 | : | : | 99.0 | : | : |
| Aug | 97.3 | 96.8 | : | 111.1 | 93.5 | 97.0 | : | : | 113.1 | 94.1 | 97.2 | : | : | 96.9 | : | : | 98.6 | : | : |
| Sep | 97.3 | 96.9 | : | 110.1 | 93.7 | 96.7 | : | : | 113.2 | 94.1 | 97.1 | : | : | 96.7 | : | : | 98.5 | : | : |
| Oct | 97.2 | 96.8 | : | 109.0 | 93.7 | 96.4 | : | : | 113.2 | 93.9 | 97.0 | : | : | 96.7 | : | : | 98.1 | : | : |
| Nov | 96.9 | 96.5 | : | 108.1 | 93.3 | 96.2 | : | : | 113.2 | 93.6 | 97.1 | : | : | 96.4 | : | : | 97.7 | : | : |
| Dec | 96.9 | 96.6 | : | 107.8 | 93.3 | 96.6 | : | : | 113.2 | 93.0 | 97.2 | : | : | 95.9 | : | : | 97.5 | : | : |
| 1999 Jan | 96.9 | 96.5 | : | 107.7 | 93.4 | : | : | : | 113.1 | 92.1 | 97.6 | : | : | 95.5 | : | : | 97.6 | : | : |
| Feb | 96.8 | 96.5 | : | 107.5 | 93.3 | : | : | : | 112.9 | 91.9 | 97.8 | : | : | 95.6 | : | : | 97.1 | : | : |
| Mar | 96.6 | 96.4 | : | 107.4 | 93.2 | : | : | : | 111.8 | 91.6 | 97.8 | : | : | 95.5 | : | : | 96.6 | : | : |
| Apr | 96.3 | 96.2 | : | 107.3 | 92.8 | : | : | : | : | 91.5 | 97.8 | : | : | 95.0 | : | : | 96.4 | : | : |
| May | 96.2 | 96.1 | : | 107.2 | 92.7 | : | : | : | : | 91.4 | 97.5 | : | : | 94.8 | : | : | 96.0 | : | : |
| Jun | 96.1 | 96.0 | : | 107.3 | 92.5 | : | : | : | : | 91.2 | : | : | : | 94.8 | : | : | 95.8 | : | : |
| Jul | : | : | : | : | 92.6 | : | : | : | : | : | : | : | : | 94.5 | : | : | 95.2 | : | : |
| Aug | : | : | : | : | 92.4 | : | : | : | : | : | : | : | : | 94.6 | : | : | 94.7 | : | : |

| | 0402 Investitionsgüterindustrie 1995 = 100 | | | | | | | | | | Capital goods industry 1995 = 100 | | | | | Industries des biens d'investissement 1995 = 100 | | | |
|----------|---|--------|-------|-------|-------|-------|-------|-------|-------|-------|--------------------------------------|----|-------|-------|-----|--|-------|----|----|
| | EU-15 | EUR-11 | B | DK | D | EL | E | F | IRL | I | L | NL | A | P | FIN | S | UK | US | JP |
| 1995 | 99.8 | 99.7 | 100.0 | 100.0 | 100.0 | 100.0 | 100.0 | 100.0 | 100.0 | 101.4 | 100.0 | : | 100.0 | 82.1 | : | : | 100.0 | : | : |
| 1996 | 99.1 | 98.3 | 102.7 | 99.9 | 96.7 | 99.3 | 103.7 | : | 110.1 | 99.8 | 102.8 | : | 99.0 | 100.1 | : | : | 103.2 | : | : |
| 1997 | 98.4 | 97.3 | : | 99.8 | 93.7 | 97.4 | 112.2 | : | 123.3 | 98.4 | 105.1 | : | 96.1 | 99.2 | : | : | 103.7 | : | : |
| 1998 | 99.5 | 98.6 | : | 100.9 | 94.4 | 100.0 | 122.4 | : | 126.5 | 96.3 | 113.3 | : | 99.3 | 103.0 | : | : | 103.7 | : | : |
| 1998 Jun | 99.6 | 98.7 | : | 100.1 | 94.5 | 101.1 | 122.7 | : | 127.5 | 96.2 | 114.0 | : | : | 104.0 | : | : | 104.3 | : | : |
| Jul | 99.6 | 98.7 | : | 101.8 | 94.7 | 101.7 | 123.0 | : | 127.1 | 96.1 | 114.4 | : | : | 103.9 | : | : | 103.6 | : | : |
| Aug | 99.5 | 98.8 | : | 103.2 | 94.9 | 102.2 | 123.4 | : | 126.6 | 95.8 | 114.7 | : | : | 103.8 | : | : | 103.6 | : | : |
| Sep | 99.4 | 98.8 | : | 103.0 | 94.6 | 102.4 | 124.3 | : | 126.6 | 95.4 | 115.3 | : | : | 103.3 | : | : | 103.4 | : | : |
| Oct | 99.4 | 98.8 | : | 102.5 | 94.6 | 102.5 | 125.2 | : | 126.5 | 95.0 | 114.9 | : | : | 103.3 | : | : | 102.8 | : | : |
| Nov | 99.5 | 98.8 | : | 101.9 | 94.9 | 102.6 | 126.0 | : | 126.5 | 94.4 | 115.4 | : | : | 103.8 | : | : | 102.5 | : | : |
| Dec | 99.3 | 98.8 | : | 100.6 | 94.8 | 102.5 | 126.1 | : | 126.9 | 94.3 | 115.8 | : | : | 102.5 | : | : | 101.7 | : | : |
| 1999 Jan | 99.4 | 98.8 | : | 99.0 | 95.0 | : | 126.0 | : | 127.3 | 93.9 | 117.2 | : | : | 101.2 | : | : | 101.5 | : | : |
| Feb | 99.1 | 98.7 | : | 97.5 | 94.8 | : | 125.6 | : | 127.4 | 93.6 | 117.2 | : | : | 101.6 | : | : | 101.2 | : | : |
| Mar | 98.9 | 98.6 | : | 96.6 | 94.7 | : | 124.3 | : | 127.1 | 93.4 | 117.3 | : | : | 101.0 | : | : | 100.7 | : | : |
| Apr | 98.7 | 98.5 | : | 95.8 | 94.4 | : | : | : | : | 93.4 | 117.6 | : | : | 100.1 | : | : | 100.3 | : | : |
| May | 98.6 | 98.4 | : | 95.4 | 94.3 | : | : | : | : | 93.3 | 118.2 | : | : | 100.4 | : | : | 100.2 | : | : |
| Jun | 98.6 | 98.4 | : | 97.6 | 94.3 | : | : | : | : | 93.2 | : | : | : | 100.6 | : | : | 100.0 | : | : |
| Jul | : | : | : | : | 94.2 | : | : | : | : | : | : | : | : | 102.1 | : | : | 99.5 | : | : |
| Aug | : | : | : | : | 94.5 | : | : | : | : | : | : | : | : | 101.9 | : | : | 99.5 | : | : |

Quelle : Industrierehebungen

source : industrial surveys

source : enquêtes industrielles

ABHÄNGIG BESCHÄFTIGTE NACH INDUSTRIE-HAUPTGRUPPEN
EMPLOYEES BY INDUSTRIAL GROUPINGS
EMPLOI SALARIÉ PAR REGROUPEMENTS INDUSTRIELS



| | 0403 Industrie der dauerhaften Konsumgüter 1995 = 100 | | | | | | | | | Durable consumer goods industry 1995 = 100 | | | | | Industries des biens de consommation durables 1995 = 100 | | | | |
|----------|--|--------|-------|-------|-------|-------|-------|-------|-----|---|-------|----|-------|-------|---|---|-------|----|----|
| | EU-15 | EUR-11 | B | DK | D | EL | E | F | IRL | I | L | NL | A | P | FIN | S | UK | US | JP |
| 1995 | 99.8 | 99.7 | 100.0 | 100.0 | 100.0 | 100.0 | 100.0 | 100.0 | : | 100.0 | 100.0 | : | 100.0 | 85.3 | : | : | 100.0 | : | : |
| 1996 | 97.8 | 96.8 | 97.6 | 98.1 | 92.2 | 99.4 | 100.1 | : | : | 103.1 | : | : | 95.6 | 99.6 | : | : | 103.9 | : | : |
| 1997 | 96.6 | 94.8 | 95.3 | 103.1 | 87.4 | 99.9 | 107.3 | : | : | 98.8 | : | : | 94.0 | 99.3 | : | : | 106.9 | : | : |
| 1998 | 96.1 | 94.1 | 94.6 | 106.4 | 85.5 | 101.0 | 109.0 | : | : | 97.5 | : | : | 94.1 | 101.0 | : | : | 106.2 | : | : |
| 1998 Jun | 95.4 | 94.1 | 95.2 | : | 85.8 | 100.8 | 109.3 | : | : | 97.1 | : | : | : | 101.2 | : | : | 100.4 | : | : |
| Jul | 95.8 | 93.9 | 95.1 | : | 85.6 | 101.6 | 108.5 | : | : | 97.0 | : | : | : | 101.4 | : | : | 106.9 | : | : |
| Aug | 96.0 | 94.0 | 95.4 | : | 85.2 | 102.3 | 108.1 | : | : | 98.1 | : | : | : | 102.0 | : | : | 106.8 | : | : |
| Sep | 96.1 | 94.1 | 95.1 | : | 85.3 | 101.5 | 109.1 | : | : | 98.2 | : | : | : | 102.1 | : | : | 106.7 | : | : |
| Oct | 96.0 | 94.1 | 95.8 | : | 84.8 | 100.6 | 110.6 | : | : | 97.6 | : | : | : | 102.2 | : | : | 106.1 | : | : |
| Nov | 96.1 | 94.1 | 95.7 | : | 84.5 | 99.8 | 111.4 | : | : | 97.6 | : | : | : | 101.9 | : | : | 106.4 | : | : |
| Dec | 95.9 | 93.8 | 94.7 | : | 84.3 | 99.8 | 110.2 | : | : | 97.2 | : | : | : | 101.4 | : | : | 106.1 | : | : |
| 1999 Jan | 96.0 | 93.8 | 100.0 | : | 84.1 | : | 108.4 | : | : | 97.9 | : | : | : | 101.4 | : | : | 107.3 | : | : |
| Feb | 95.8 | 93.7 | 100.1 | : | 84.0 | : | 107.3 | : | : | 97.8 | : | : | : | 101.2 | : | : | 106.7 | : | : |
| Mar | 95.8 | 93.6 | 100.7 | : | 83.5 | : | 106.7 | : | : | 98.0 | : | : | : | 100.8 | : | : | 106.5 | : | : |
| Apr | 95.7 | 93.6 | 100.3 | : | 82.9 | : | 110.9 | : | : | 98.0 | : | : | : | 100.6 | : | : | 106.2 | : | : |
| May | 95.6 | 93.5 | 99.9 | : | 82.5 | : | 113.0 | : | : | 97.6 | : | : | : | 100.9 | : | : | 105.8 | : | : |
| Jun | 95.9 | 93.7 | 99.1 | : | 82.4 | : | 115.4 | : | : | 97.4 | : | : | : | 101.0 | : | : | 105.3 | : | : |
| Jul | : | : | 99.3 | : | 82.2 | : | : | : | : | : | : | : | : | 102.3 | : | : | 105.6 | : | : |
| Aug | : | : | : | : | 81.9 | : | : | : | : | : | : | : | : | 102.9 | : | : | 105.9 | : | : |

| | 0404 Industrie der nichtdauerhaften Konsumgüter 1995 = 100 | | | | | | | | | Non-durable consumer goods industry 1995 = 100 | | | | | Industries des biens de consommation non durables 1995 = 100 | | | | |
|----------|---|--------|-------|-------|-------|-------|-------|-------|-------|---|-------|----|-------|------|---|---|-------|----|----|
| | EU-15 | EUR-11 | B | DK | D | EL | E | F | IRL | I | L | NL | A | P | FIN | S | UK | US | JP |
| 1995 | 99.8 | 99.8 | 100.0 | 100.0 | 100.0 | 100.0 | 100.0 | 100.0 | 100.0 | 104.4 | 100.0 | : | 100.0 | 89.5 | : | : | 100.0 | : | : |
| 1996 | 98.8 | 98.7 | 97.3 | 97.9 | 96.7 | 94.2 | 99.7 | : | 99.9 | 104.0 | 98.2 | : | 95.1 | 98.8 | : | : | 99.9 | : | : |
| 1997 | 97.3 | 96.4 | 96.6 | 97.1 | 92.4 | 89.2 | 100.6 | : | 101.3 | 99.7 | 100.0 | : | 91.0 | 95.1 | : | : | 101.6 | : | : |
| 1998 | 96.7 | 95.9 | 97.6 | 95.7 | 90.8 | 87.6 | 102.1 | : | 102.6 | 98.4 | 101.2 | : | 91.9 | 92.4 | : | : | 101.0 | : | : |
| 1998 Jun | 96.9 | 95.9 | 97.4 | 95.1 | 90.9 | 87.8 | 103.7 | : | : | 98.0 | 100.4 | : | : | 92.7 | : | : | 102.2 | : | : |
| Jul | 96.7 | 95.9 | 97.6 | 95.3 | 90.8 | 87.4 | 103.4 | : | : | 97.9 | 102.5 | : | : | 92.3 | : | : | 101.0 | : | : |
| Aug | 96.6 | 95.9 | 97.7 | 95.5 | 90.8 | 86.9 | 102.9 | : | : | 98.9 | 101.8 | : | : | 91.6 | : | : | 100.5 | : | : |
| Sep | 96.5 | 95.8 | 97.8 | 95.9 | 90.7 | 86.3 | 102.2 | : | : | 99.1 | 101.5 | : | : | 91.8 | : | : | 99.9 | : | : |
| Oct | 96.3 | 95.8 | 97.9 | 96.3 | 90.7 | 85.7 | 101.4 | : | : | 98.5 | 101.4 | : | : | 91.9 | : | : | 99.7 | : | : |
| Nov | 96.2 | 95.8 | 97.7 | 96.8 | 90.6 | 85.1 | 100.9 | : | : | 98.5 | 101.3 | : | : | 91.7 | : | : | 99.4 | : | : |
| Dec | 96.2 | 95.7 | 97.6 | 97.0 | 90.5 | 84.8 | 102.2 | : | : | 98.1 | 101.2 | : | : | 91.5 | : | : | 99.0 | : | : |
| 1999 Jan | 96.2 | 95.8 | 95.7 | 97.2 | 90.7 | : | 103.9 | : | : | 98.6 | 100.8 | : | : | 90.5 | : | : | 98.7 | : | : |
| Feb | 96.2 | 95.8 | 95.8 | 97.4 | 90.7 | : | 105.3 | : | : | 98.7 | 101.1 | : | : | 90.0 | : | : | 98.4 | : | : |
| Mar | 96.1 | 95.7 | 96.0 | 97.6 | 90.6 | : | 105.7 | : | : | 98.9 | 101.1 | : | : | 89.7 | : | : | 98.2 | : | : |
| Apr | 95.9 | 95.7 | 96.1 | 97.8 | 90.5 | : | : | : | : | 98.9 | 101.4 | : | : | 89.5 | : | : | 97.9 | : | : |
| May | 95.7 | 95.7 | 96.4 | 98.0 | 90.5 | : | : | : | : | 98.5 | 101.3 | : | : | 89.4 | : | : | 97.4 | : | : |
| Jun | 95.7 | 95.7 | 96.7 | 93.3 | 90.5 | : | : | : | : | 98.3 | : | : | : | 89.2 | : | : | 97.1 | : | : |
| Jul | : | : | 96.4 | : | 90.5 | : | : | : | : | : | : | : | : | 88.9 | : | : | 97.0 | : | : |
| Aug | : | : | : | : | 90.4 | : | : | : | : | : | : | : | : | 89.4 | : | : | 96.7 | : | : |

Quelle : Industrieerhebungen

source : industrial surveys

source : enquêtes industrielles

ABHÄNGIG BESCHÄFTIGTE NACH AKTIVITÄTEN
EMPLOYEES BY ACTIVITY
EMPLOI SALARIÉ PAR ACTIVITÉ



| | | 0501 Ernährungsgewerbe 1995 = 100 | | | | | | | | | | Manufacture of food products and beverage 1995 = 10 | | | | Industries alimentaires 1995 = 100 | | | | |
|------|-----|--------------------------------------|--------|-------|-------|-------|-------|-------|-------|-------|---|---|----|-------|------|---------------------------------------|---|----|----|----|
| | | NACE Rev.1 15 | | | | | | | | | | | | | | | | | | |
| | | EU-15 | EUR-11 | B | DK | D | EL | E | F | IRL | I | L | NL | A | P | FIN | S | UK | US | JP |
| 1995 | | : | 99.7 | 100.0 | 100.0 | 100.0 | 100.0 | 100.0 | 100.0 | 100.0 | : | 100.0 | : | 100.0 | 96.0 | : | : | : | : | : |
| 1996 | | : | 100.5 | 101.0 | 98.3 | 98.4 | 97.1 | 103.2 | : | 101.5 | : | 97.0 | : | 97.8 | 97.0 | : | : | : | : | : |
| 1997 | | : | 98.8 | 101.7 | 98.0 | 95.3 | 93.2 | 101.0 | : | 104.1 | : | 98.3 | : | 94.6 | 93.5 | : | : | : | : | : |
| 1998 | | : | 99.4 | 103.8 | 96.5 | 94.1 | 93.4 | 105.5 | : | 107.8 | : | 91.1 | : | 96.3 | 90.1 | : | : | : | : | : |
| 1998 | Jun | 99.4 | : | 103.4 | 95.6 | 94.2 | : | 108.5 | : | 107.9 | : | 89.3 | : | : | 90.4 | : | : | : | : | : |
| | Jul | 99.4 | : | 103.5 | 96.0 | 94.0 | : | 107.6 | : | 107.6 | : | 91.4 | : | : | 89.3 | : | : | : | : | : |
| | Aug | 99.4 | : | 103.7 | 96.1 | 93.9 | : | 106.6 | : | 107.5 | : | 91.7 | : | : | 89.2 | : | : | : | : | : |
| | Sep | 99.4 | : | 104.3 | 96.7 | 93.8 | : | 105.1 | : | 108.1 | : | 89.4 | : | : | 89.3 | : | : | : | : | : |
| | Oct | 99.4 | : | 104.5 | 97.1 | 93.8 | : | 103.6 | : | 108.8 | : | 89.9 | : | : | 89.7 | : | : | : | : | : |
| | Nov | 99.3 | : | 104.3 | 97.7 | 93.6 | : | 102.5 | : | 109.4 | : | 90.4 | : | : | 89.7 | : | : | : | : | : |
| | Dec | 99.3 | : | 104.5 | 97.6 | 93.7 | : | 103.7 | : | 109.3 | : | 90.0 | : | : | 89.1 | : | : | : | : | : |
| 1999 | Jan | 99.4 | : | 103.9 | 97.6 | 96.6 | : | 105.3 | : | 109.2 | : | 90.2 | : | : | 88.3 | : | : | : | : | : |
| | Feb | 99.4 | : | 104.1 | 97.5 | 96.2 | : | 106.6 | : | 108.9 | : | 91.5 | : | : | 88.5 | : | : | : | : | : |
| | Mar | 99.4 | : | 104.4 | 97.5 | 95.9 | : | 105.8 | : | 107.7 | : | 90.9 | : | : | 88.0 | : | : | : | : | : |
| | Apr | 99.3 | : | 104.8 | 97.5 | 95.6 | : | 104.7 | : | : | : | 91.9 | : | : | 87.9 | : | : | : | : | : |
| | May | 99.3 | : | 105.0 | 97.5 | 95.4 | : | 103.6 | : | : | : | 90.9 | : | : | 88.0 | : | : | : | : | : |
| | Jun | 99.3 | : | 105.2 | 97.7 | 95.4 | : | 102.8 | : | : | : | : | : | : | 88.1 | : | : | : | : | : |
| | Jul | : | : | 104.8 | : | 95.4 | : | : | : | : | : | : | : | : | 88.2 | : | : | : | : | : |
| | Aug | : | : | : | : | 95.5 | : | : | : | : | : | : | : | : | 88.1 | : | : | : | : | : |

| | | 0502 Textilgewerbe 1995 = 100 | | | | | | | | | | Manufacture of textile 1995 = 100 | | | | Industrie textile 1995 = 100 | | | | |
|------|-----|----------------------------------|--------|-------|-------|-------|-------|-------|-------|-------|-------|--------------------------------------|-------|-------|------|---------------------------------|---|-------|-------|-------|
| | | NACE Rev.1 17 | | | | | | | | | | | | | | | | | | |
| | | EU-15 | EUR-11 | B | DK | D | EL | E | F | IRL | I | L | NL | A | P | FIN | S | UK | US | JP |
| 1995 | | 97.2 | 96.5 | 100.0 | 100.0 | 100.0 | 100.0 | 100.0 | 100.0 | 100.0 | 100.0 | 100.0 | 100.0 | 100.0 | 77.4 | 100.0 | : | 100.0 | 100.0 | 100.0 |
| 1996 | | 95.4 | 94.3 | 92.8 | 93.4 | 90.8 | 96.9 | 82.8 | : | 92.3 | 100.2 | 99.1 | 94.1 | 97.2 | 95.1 | 117.8 | : | 100.3 | 94.2 | 92.9 |
| 1997 | | 93.5 | 92.7 | 91.8 | 88.6 | 86.0 | 92.3 | 84.3 | : | 88.0 | 99.2 | 97.4 | : | 93.6 | 94.3 | 116.0 | : | 97.8 | 92.0 | 90.2 |
| 1998 | | 92.1 | 92.3 | 93.2 | 84.6 | 84.1 | 83.8 | 90.9 | : | 79.3 | 97.9 | 100.0 | : | 90.6 | 93.6 | 105.3 | : | 92.4 | : | : |
| 1998 | Jun | 93.5 | 92.8 | 93.2 | 84.6 | 84.3 | 86.0 | 93.9 | : | 79.5 | 98.1 | 101.0 | : | : | 93.4 | 109.6 | : | 98.0 | : | : |
| | Jul | 92.4 | 92.6 | 93.2 | 84.7 | 84.3 | 85.8 | 92.9 | : | 80.2 | 98.0 | 100.7 | : | : | 93.8 | 120.6 | : | 91.4 | : | : |
| | Aug | 92.1 | 92.5 | 93.3 | 84.8 | 84.2 | 85.2 | 92.1 | : | 80.5 | 97.8 | 99.9 | : | : | 93.9 | 128.6 | : | 90.9 | : | : |
| | Sep | 91.7 | 92.3 | 93.3 | 85.1 | 84.0 | 82.2 | 91.4 | : | 79.5 | 98.0 | 100.2 | : | : | 93.6 | 118.5 | : | 89.8 | : | : |
| | Oct | 91.2 | 91.9 | 93.5 | 85.3 | 83.8 | 78.9 | 90.7 | : | 78.1 | 97.4 | 100.2 | : | : | 93.7 | 105.6 | : | 88.9 | : | : |
| | Nov | 90.5 | 91.3 | 93.2 | 85.4 | 83.4 | 76.6 | 90.0 | : | 76.7 | 96.8 | 100.5 | : | : | 93.7 | 94.2 | : | 88.3 | : | : |
| | Dec | 90.3 | 91.1 | 93.4 | 85.1 | 83.1 | 80.3 | 90.3 | : | 74.6 | 95.1 | 100.7 | : | : | 93.8 | 92.6 | : | 87.7 | : | : |
| 1999 | Jan | 90.3 | 91.3 | 92.4 | 84.8 | 83.1 | : | 90.8 | : | 72.4 | 96.8 | 102.3 | : | : | 92.8 | 92.2 | : | 87.7 | : | : |
| | Feb | 90.1 | 91.2 | 92.3 | 84.4 | 82.8 | : | 90.8 | : | 70.2 | 96.8 | 102.1 | : | : | 92.8 | 91.9 | : | 86.4 | : | : |
| | Mar | 89.7 | 90.9 | 92.2 | 83.6 | 82.4 | : | 89.9 | : | 67.8 | 96.3 | 102.1 | : | : | 92.8 | 94.8 | : | 86.0 | : | : |
| | Apr | 89.1 | 90.2 | 92.0 | 82.7 | 81.9 | : | 88.6 | : | : | 95.6 | 102.6 | : | : | 92.2 | 98.3 | : | 85.6 | : | : |
| | May | 88.8 | 89.9 | 92.1 | 81.9 | 81.5 | : | 87.8 | : | : | 95.4 | 102.1 | : | : | 91.9 | 101.6 | : | 84.8 | : | : |
| | Jun | 89.7 | 89.9 | 91.9 | 84.0 | 81.2 | : | 88.8 | : | : | 95.2 | : | : | : | 92.0 | 104.0 | : | 83.8 | : | : |
| | Jul | : | : | 92.2 | : | 81.2 | : | : | : | : | : | : | : | : | 92.0 | : | : | 83.4 | : | : |
| | Aug | : | : | : | : | 80.9 | : | : | : | : | : | : | : | : | 92.1 | : | : | 83.6 | : | : |

Quelle : Industrienerhebungen

source : industrial surveys

source : enquêtes industrielles

ABHÄNGIG BESCHÄFTIGTE NACH AKTIVITÄTEN
EMPLOYEES BY ACTIVITY
EMPLOI SALARIÉ PAR ACTIVITÉ



0503 Bekleidungsindustrie
1995 = 100

Manufacture of wearing
apparel
1995 = 100

Industrie de l'habillement
et des fourrures
1995 = 100

NACE Rev.1 18

| | EU-15 | EUR-11 | B | DK | D | EL | E | F | IRL | I | L | NL | A | P | FIN | S | UK | US | JP |
|----------|-------|--------|-------|-------|-------|-------|-------|-------|-----|---|-------|-------|-------|------|-----|---|-------|-------|----|
| 1995 | : | : | 100.0 | 100.0 | 100.0 | 100.0 | 100.0 | 100.0 | : | : | 100.0 | 100.0 | 100.0 | 84.3 | : | : | 100.0 | 100.0 | : |
| 1996 | : | : | 89.5 | 83.2 | 89.0 | 87.9 | 97.4 | : | : | : | 8.3 | 91.2 | 90.3 | 98.1 | : | : | 96.4 | 91.3 | : |
| 1997 | : | : | 82.9 | 73.9 | 80.2 | 82.8 | 101.8 | : | : | : | : | : | 80.2 | 93.4 | : | : | 94.8 | 85.6 | : |
| 1998 | : | : | 77.1 | 71.8 | 75.0 | 86.7 | 91.7 | : | : | : | : | : | 77.0 | 92.7 | : | : | 89.1 | : | : |
| 1998 Jun | : | : | 77.6 | 72.0 | 74.9 | 86.5 | 88.7 | : | : | : | : | : | : | 93.2 | : | : | 94.0 | : | : |
| Jul | : | : | 76.8 | 72.1 | 74.6 | 86.0 | 90.6 | : | : | : | : | : | : | 93.1 | : | : | 89.1 | : | : |
| Aug | : | : | 76.3 | 72.2 | 74.1 | 85.5 | 91.9 | : | : | : | : | : | : | 92.4 | : | : | 87.5 | : | : |
| Sep | : | : | 75.4 | 72.1 | 73.9 | 85.7 | 92.1 | : | : | : | : | : | : | 92.2 | : | : | 95.4 | : | : |
| Oct | : | : | 74.6 | 71.9 | 73.7 | 85.9 | 91.9 | : | : | : | : | : | : | 92.1 | : | : | 84.6 | : | : |
| Nov | : | : | 73.9 | 71.7 | 73.4 | 86.5 | 92.0 | : | : | : | : | : | : | 92.0 | : | : | 83.0 | : | : |
| Dec | : | : | 73.1 | 71.6 | 73.1 | 89.1 | 93.9 | : | : | : | : | : | : | 91.8 | : | : | 81.6 | : | : |
| 1999 Jan | : | : | 64.6 | 71.6 | 72.8 | : | 96.2 | : | : | : | : | : | : | 90.9 | : | : | 82.0 | : | : |
| Feb | : | : | 65.3 | 71.4 | 72.3 | : | 97.9 | : | : | : | : | : | : | 90.5 | : | : | 79.8 | : | : |
| Mar | : | : | 65.5 | 70.8 | 71.6 | : | 97.3 | : | : | : | : | : | : | 89.8 | : | : | 78.0 | : | : |
| Apr | : | : | 65.4 | 70.1 | 71.1 | : | 96.2 | : | : | : | : | : | : | 89.6 | : | : | 76.7 | : | : |
| May | : | : | 65.3 | 69.4 | 70.8 | : | 95.2 | : | : | : | : | : | : | 89.3 | : | : | 76.3 | : | : |
| Jun | : | : | 65.1 | 69.5 | 70.1 | : | 94.5 | : | : | : | : | : | : | 88.3 | : | : | 74.9 | : | : |
| Jul | : | : | 61.8 | : | 69.5 | : | : | : | : | : | : | : | : | 87.9 | : | : | 73.8 | : | : |
| Aug | : | : | : | : | 68.7 | : | : | : | : | : | : | : | : | 88.5 | : | : | 72.9 | : | : |

0504 Chemische Industrie
1995 = 100

Manufacture of chemicals and
chemical products
1995 = 100

Industrie chimique
1995 = 100

NACE Rev.1 24

| | EU-15 | EUR-11 | B | DK | D | EL | E | F | IRL | I | L | NL | A | P | FIN | S | UK | US | JP |
|----------|-------|--------|-------|----|-------|-------|-------|-------|-------|-------|-------|-------|-------|-------|-----|---|-------|-------|-------|
| 1995 | 99.5 | 99.4 | 100.0 | : | 100.0 | 100.0 | 100.0 | 100.0 | 100.0 | 100.0 | 100.0 | 100.0 | 100.0 | 71.9 | : | : | 100.0 | 100.0 | 100.0 |
| 1996 | 98.8 | 98.9 | 99.1 | : | 96.8 | 100.8 | 105.5 | : | 107.6 | 100.0 | 101.4 | 97.1 | 94.9 | 102.3 | : | : | 97.9 | 99.0 | 98.1 |
| 1997 | 97.5 | 97.2 | 98.7 | : | 93.1 | 97.6 | 107.4 | : | 115.4 | 97.9 | 107.4 | 97.6 | 92.2 | 98.3 | : | : | 98.3 | 83.8 | 96.3 |
| 1998 | 97.0 | 96.8 | 100.5 | : | 90.3 | 95.8 | 109.9 | : | 124.0 | 98.1 | 115.2 | 98.5 | 93.2 | 96.4 | : | : | 97.3 | : | : |
| 1998 Jun | 96.9 | 96.9 | 100.5 | : | 90.2 | 96.0 | 109.3 | : | 124.8 | 98.3 | 112.9 | 98.4 | : | 96.3 | : | : | 98.0 | : | : |
| Jul | 97.1 | 97.0 | 100.5 | : | 90.2 | 95.8 | 110.3 | : | 124.9 | 98.0 | 120.5 | 98.7 | : | 96.2 | : | : | 97.9 | : | : |
| Aug | 97.1 | 97.1 | 100.7 | : | 90.1 | 95.6 | 111.2 | : | 125.1 | 97.7 | 118.5 | 99.0 | : | 96.6 | : | : | 97.5 | : | : |
| Sep | 97.1 | 97.0 | 100.7 | : | 90.0 | 95.4 | 111.7 | : | 125.9 | 97.4 | 115.5 | 99.0 | : | 95.7 | : | : | 97.7 | : | : |
| Oct | 97.1 | 97.0 | 100.8 | : | 89.8 | 95.2 | 112.2 | : | 126.8 | 97.9 | 113.7 | 99.0 | : | 95.8 | : | : | 97.9 | : | : |
| Nov | 97.1 | 96.9 | 100.9 | : | 89.8 | 95.2 | 112.7 | : | 127.5 | 98.2 | 112.6 | 98.8 | : | 96.3 | : | : | 97.5 | : | : |
| Dec | 97.1 | 97.0 | 100.8 | : | 89.5 | 95.5 | 114.0 | : | 127.4 | 97.2 | 114.8 | 98.7 | : | 97.4 | : | : | 97.5 | : | : |
| 1999 Jan | 97.2 | 97.2 | 101.0 | : | 89.4 | : | 115.4 | : | 127.0 | 97.7 | 112.7 | 98.5 | : | 94.8 | : | : | 97.6 | : | : |
| Feb | 97.3 | 97.4 | 101.1 | : | 89.3 | : | 116.5 | : | 126.7 | 98.0 | 111.5 | 98.3 | : | 94.0 | : | : | 97.1 | : | : |
| Mar | 97.1 | 97.0 | 101.2 | : | 88.9 | : | 116.1 | : | 126.4 | 97.9 | 111.3 | 97.9 | : | 95.1 | : | : | 96.8 | : | : |
| Apr | 97.0 | 96.7 | 101.3 | : | 88.8 | : | 115.6 | : | : | 97.9 | 111.7 | 97.6 | : | 95.0 | : | : | 96.8 | : | : |
| May | 97.0 | 96.4 | 101.3 | : | 88.7 | : | 114.9 | : | : | 97.4 | 113.8 | 97.5 | : | 94.3 | : | : | 96.6 | : | : |
| Jun | 97.0 | 96.5 | 101.7 | : | 88.6 | : | 115.0 | : | : | 97.4 | : | 98.9 | : | 94.3 | : | : | 96.2 | : | : |
| Jul | : | : | 102.2 | : | 88.6 | : | : | : | : | : | : | : | : | 93.9 | : | : | 95.8 | : | : |
| Aug | : | : | : | : | 88.4 | : | : | : | : | : | : | : | : | 94.1 | : | : | 95.4 | : | : |

Quelle : Industrieerhebungen

source : industrial surveys

source : enquêtes industrielles

ABHÄNGIG BESCHÄFTIGTE NACH AKTIVITÄTEN
EMPLOYEES BY ACTIVITY
EMPLOI SALARIÉ PAR ACTIVITÉ



| | 0505 Herstellung von Gummi- und Kunststoffwaren 1995 = 100 | | | | | | | | | | Manufacture of rubber and plastic products 1995 = 100 | | | | Industrie du caoutchouc et des plastiques 1995 = 100 | | | | |
|--------------|---|--------|-------|-------|-------|-------|-------|-------|-------|---|--|-------|-------|------|---|-------|-------|----|----|
| NACE Rev.1 5 | | | | | | | | | | | | | | | | | | | |
| | EU-15 | EUR-11 | B | DK | D | EL | E | F | IRL | I | L | NL | A | P | FIN | S | UK | US | JP |
| 1995 | 99.6 | 99.5 | 100.0 | 100.0 | 100.0 | 100.0 | 100.0 | 100.0 | 100.0 | : | 100.0 | 100.0 | 100.0 | 80.8 | : | 100.0 | 100.0 | : | : |
| 1996 | 98.7 | 97.9 | 101.5 | 102.0 | 96.4 | 93.9 | 93.7 | : | 103.3 | : | 99.8 | 98.8 | 97.8 | 99.5 | : | 100.2 | 102.0 | : | : |
| 1997 | 100.0 | 98.4 | 103.4 | 107.3 | 94.4 | 96.4 | 103.0 | : | 108.6 | : | 99.6 | 100.4 | 97.1 | 97.3 | : | 99.5 | 106.6 | : | : |
| 1998 | 102.1 | 101.0 | 105.5 | 115.4 | 97.1 | 98.5 | 111.8 | : | 108.8 | : | 101.1 | 101.4 | 103.4 | 96.7 | : | 104.6 | 105.7 | : | : |
| 1998 Jun | 101.6 | : | 105.3 | 114.1 | 97.3 | 97.9 | 113.0 | : | 108.3 | : | 101.1 | 101.6 | : | 96.0 | : | 105.7 | 107.0 | : | : |
| Jul | 102.7 | : | 105.5 | 118.2 | 97.5 | 100.8 | 115.9 | : | 107.1 | : | 101.6 | 101.5 | : | 95.7 | : | 105.7 | 106.7 | : | : |
| Aug | 102.8 | : | 106.0 | 128.2 | 97.5 | 103.2 | 118.0 | : | 106.1 | : | 101.5 | 101.4 | : | 95.2 | : | 105.5 | 106.6 | : | : |
| Sep | 102.6 | : | 106.3 | 122.9 | 97.7 | 102.2 | 114.4 | : | 106.4 | : | 101.6 | 101.4 | : | 96.3 | : | 104.4 | 106.8 | : | : |
| Oct | 102.1 | : | 106.6 | 117.5 | 97.8 | 100.8 | 109.9 | : | 107.0 | : | 101.6 | 101.4 | : | 96.7 | : | 103.3 | 106.6 | : | : |
| Nov | 101.7 | : | 106.8 | 112.8 | 97.7 | 99.5 | 105.7 | : | 107.4 | : | 101.8 | 101.5 | : | 96.6 | : | 102.6 | 106.3 | : | : |
| Dec | 101.6 | : | 106.7 | 111.5 | 97.8 | 99.1 | 104.8 | : | 106.9 | : | 101.7 | 101.8 | : | 96.1 | : | 104.5 | 105.9 | : | : |
| 1999 Jan | 101.7 | : | 106.6 | 110.7 | 98.0 | : | 104.2 | : | 106.2 | : | 102.0 | 102.2 | : | 99.6 | : | 106.8 | 105.9 | : | : |
| Feb | 101.7 | : | 106.7 | 110.1 | 97.7 | : | 103.6 | : | 105.5 | : | 102.1 | 102.5 | : | 99.5 | : | 108.6 | 105.7 | : | : |
| Mar | 101.7 | : | 106.7 | 109.6 | 97.4 | : | 101.9 | : | 104.3 | : | 102.0 | 102.6 | : | 99.6 | : | 108.6 | 105.3 | : | : |
| Apr | 101.4 | : | 106.9 | 109.2 | 97.3 | : | 100.1 | : | : | : | 102.2 | 102.5 | : | : | : | 108.4 | 104.9 | : | : |
| May | 101.6 | : | 104.3 | 107.6 | 97.2 | : | 98.6 | : | : | : | 102.1 | 102.6 | : | 98.9 | : | 108.2 | 104.5 | : | : |
| Jun | 101.5 | : | 107.0 | 105.6 | 97.1 | : | 98.3 | : | : | : | : | 104.1 | : | 97.6 | : | 108.0 | 104.2 | : | : |
| Jul | : | : | 107.5 | : | 97.2 | : | : | : | : | : | : | : | : | 98.0 | : | : | 103.5 | : | : |
| Aug | : | : | : | : | 97.4 | : | : | : | : | : | : | : | : | 98.8 | : | : | 102.7 | : | : |

| | 0506 Metallerzeugung und -bearbeitung 1995 = 100 | | | | | | | | | | Manufacture of basic metals 1995 = 100 | | | | Métallurgie 1995 = 100 | | | | |
|--------------|---|--------|-------|-------|-------|-------|-------|-------|-------|-------|---|-------|-------|------|---------------------------|-------|-------|-------|-------|
| NACE Rev.1 7 | | | | | | | | | | | | | | | | | | | |
| | EU-15 | EUR-11 | B | DK | D | EL | E | F | IRL | I | L | NL | A | P | FIN | S | UK | US | JP |
| 1995 | 99.5 | 99.3 | 100.0 | 100.0 | 100.0 | 100.0 | 100.0 | 100.0 | 100.0 | 100.0 | 100.0 | 100.0 | 100.0 | 64.3 | 100.0 | 100.0 | 100.0 | 100.0 | 100.0 |
| 1996 | 96.9 | 95.9 | 98.4 | 99.7 | 95.0 | 98.9 | 95.7 | : | : | 96.7 | 93.3 | 97.7 | 94.0 | 94.2 | 100.9 | 101.8 | 101.4 | 100.1 | 96.0 |
| 1997 | 94.7 | 93.8 | 91.1 | 104.4 | 92.3 | 95.9 | 95.7 | : | : | 95.9 | 87.4 | : | 93.4 | 91.1 | 98.9 | 98.9 | 98.6 | 100.6 | 93.1 |
| 1998 | 94.8 | 94.5 | 90.7 | 119.4 | 92.1 | 98.9 | 101.3 | : | : | 96.7 | 85.4 | : | 95.2 | 89.6 | 98.5 | 96.3 | 95.0 | : | : |
| 1998 Jun | 95.3 | 95.0 | 94.2 | 113.1 | 92.2 | 99.5 | 101.7 | : | : | 97.1 | 85.7 | : | : | 88.1 | 102.1 | 96.5 | 98.4 | : | : |
| Jul | 95.2 | 95.2 | 93.6 | 120.8 | 92.3 | 99.3 | 104.2 | : | : | 96.4 | 85.5 | : | : | 90.9 | 99.0 | 97.2 | 94.5 | : | : |
| Aug | 95.1 | 95.2 | 92.6 | 133.3 | 92.1 | 99.3 | 107.6 | : | : | 95.7 | 85.3 | : | : | 88.4 | 96.4 | 97.5 | 93.8 | : | : |
| Sep | 94.8 | 94.8 | 90.8 | 132.7 | 92.2 | 99.8 | 107.2 | : | : | 96.2 | 84.8 | : | : | 87.6 | 95.9 | 97.5 | 92.0 | : | : |
| Oct | 94.6 | 94.3 | 89.2 | 131.9 | 92.2 | 100.3 | 106.7 | : | : | 96.3 | 84.5 | : | : | 87.4 | 96.0 | 97.3 | 91.7 | : | : |
| Nov | 94.3 | 93.8 | 87.2 | 131.7 | 92.1 | 100.9 | 104.6 | : | : | 95.6 | 84.2 | : | : | 86.3 | 95.9 | 97.0 | 91.2 | : | : |
| Dec | 94.2 | 94.0 | 85.1 | 133.8 | 92.1 | 101.0 | 107.7 | : | : | 95.1 | 84.2 | : | : | 85.8 | 93.7 | 95.4 | 90.7 | : | : |
| 1999 Jan | 94.2 | 94.5 | 83.4 | 136.5 | 92.3 | : | 111.0 | : | : | 94.8 | 83.7 | : | : | 86.4 | 91.4 | 93.6 | 91.5 | : | : |
| Feb | 92.0 | 91.8 | 38.6 | 139.1 | 91.9 | : | 113.6 | : | : | 94.3 | 83.5 | : | : | : | 89.9 | 92.2 | 91.2 | : | : |
| Mar | 92.2 | 92.0 | 40.7 | 139.1 | 91.7 | : | 114.5 | : | : | 94.6 | 83.2 | : | : | 85.7 | 95.8 | 91.9 | 90.3 | : | : |
| Apr | 92.1 | 91.9 | 41.9 | 138.9 | 91.2 | : | 114.9 | : | : | 94.5 | 83.0 | : | : | 86.3 | 103.1 | 91.9 | 89.3 | : | : |
| May | 92.0 | 92.0 | 42.4 | 138.8 | 91.0 | : | 115.0 | : | : | 94.6 | 82.5 | : | : | 85.9 | 109.8 | 91.7 | 89.0 | : | : |
| Jun | 91.9 | 92.1 | 42.3 | 138.1 | 90.7 | : | 114.1 | : | : | 94.9 | : | : | : | 88.5 | 115.6 | 91.0 | 88.7 | : | : |
| Jul | : | : | 42.0 | : | 90.4 | : | : | : | : | : | : | : | : | 87.3 | : | : | 88.2 | : | : |
| Aug | : | : | : | : | 90.3 | : | : | : | : | : | : | : | : | 88.6 | : | : | 87.5 | : | : |

Quelle : Industrieerhebungen

source : industrial surveys

source : enquêtes industrielles

ABHÄNGIG BESCHÄFTIGTE NACH AKTIVITÄTEN
EMPLOYEES BY ACTIVITY
EMPLOI SALARIÉ PAR ACTIVITÉ



0507 Maschinenbau
1995 = 100

Manufacture of machinery and
equipment
1995 = 100

Fabrication de machines et
équipements
1995 = 100

NACE Rev.1 29

| | EU-15 | EUR-11 | B | DK | D | EL | E | F | IRL | I | L | NL | A | P | FIN | S | UK | US | JP |
|----------|-------|--------|-------|-------|-------|-------|-------|-------|-------|-------|-------|-------|-------|-------|-------|-------|-------|----|----|
| 1995 | 99.8 | 99.8 | 100.0 | 100.0 | 100.0 | 100.0 | 100.0 | 100.0 | 100.0 | 100.0 | 100.0 | 100.0 | 100.0 | 77.0 | 100.0 | 100.0 | 100.0 | : | : |
| 1996 | 99.7 | 99.3 | 99.1 | 102.3 | 96.7 | 101.6 | 106.7 | : | : | 100.7 | 104.6 | 101.0 | 100.7 | 99.7 | 111.2 | 103.7 | 100.3 | : | : |
| 1997 | 99.1 | 98.6 | 98.3 | 101.7 | 93.7 | 101.9 | 116.7 | : | : | 100.7 | 105.2 | 103.0 | 99.7 | 99.6 | 118.9 | 102.0 | 100.6 | : | : |
| 1998 | 99.6 | 99.4 | 101.7 | 105.8 | 94.0 | 105.3 | 121.7 | : | : | 100.0 | 111.7 | 104.9 | 102.6 | 100.1 | 119.6 | 101.0 | 99.1 | : | : |
| 1998 Jun | 99.5 | 99.4 | 101.8 | 105.1 | 94.1 | 106.4 | 120.5 | : | : | 100.2 | 111.8 | 104.7 | : | 100.8 | 113.3 | 101.4 | 99.3 | : | : |
| Jul | 99.7 | 99.5 | 102.5 | 106.9 | 94.2 | 107.7 | 122.9 | : | : | 100.0 | 112.4 | 105.0 | : | 100.8 | 118.3 | 101.3 | 98.8 | : | : |
| Aug | 100.0 | 99.6 | 102.5 | 108.5 | 94.3 | 108.7 | 124.9 | : | : | 99.9 | 113.4 | 105.2 | : | 100.8 | 122.8 | 101.2 | 98.9 | : | : |
| Sep | 99.9 | 99.6 | 102.2 | 107.7 | 94.2 | 109.1 | 124.8 | : | : | 99.8 | 113.8 | 105.5 | : | 100.2 | 124.4 | 100.9 | 98.7 | : | : |
| Oct | 99.7 | 99.5 | 102.1 | 106.5 | 94.3 | 109.4 | 124.2 | : | : | 98.9 | 113.4 | 105.7 | : | 99.3 | 125.5 | 100.5 | 97.6 | : | : |
| Nov | 99.6 | 99.5 | 102.0 | 105.4 | 94.0 | 109.3 | 123.8 | : | : | 98.9 | 113.7 | 105.9 | : | 99.9 | 125.7 | 100.1 | 97.7 | : | : |
| Dec | 99.2 | 99.3 | 101.7 | 104.6 | 94.0 | 108.6 | 124.1 | : | : | 97.3 | 114.4 | 106.1 | : | 99.2 | 120.2 | 99.8 | 97.4 | : | : |
| 1999 Jan | 98.9 | 99.2 | 100.8 | 103.8 | 93.8 | : | 124.5 | : | : | 97.9 | 119.0 | 106.2 | : | 99.2 | 113.6 | 99.5 | 97.1 | : | : |
| Feb | 98.6 | 99.0 | 100.3 | 102.9 | 93.7 | : | 124.3 | : | : | 97.2 | 119.0 | 106.3 | : | 99.2 | 108.4 | 99.2 | 96.5 | : | : |
| Mar | 98.5 | 99.0 | 100.4 | 102.2 | 93.6 | : | 123.5 | : | : | 97.2 | 119.2 | 106.1 | : | 99.7 | 110.0 | 98.7 | 96.2 | : | : |
| Apr | 98.2 | 98.8 | 100.1 | 101.5 | 93.2 | : | 122.3 | : | : | 96.7 | 118.9 | 105.8 | : | 98.7 | 112.7 | 98.2 | 95.6 | : | : |
| May | 98.2 | 98.7 | 100.1 | 100.9 | 93.1 | : | 121.4 | : | : | 96.9 | 119.2 | 105.5 | : | 98.7 | 115.4 | 97.6 | 95.2 | : | : |
| Jun | 98.0 | 98.5 | 100.1 | 101.6 | 92.6 | : | 120.4 | : | : | 96.6 | : | 105.0 | : | 98.3 | 118.2 | 97.1 | 94.8 | : | : |
| Jul | : | : | 98.7 | : | 92.6 | : | : | : | : | : | : | : | : | 98.8 | : | : | 94.0 | : | : |
| Aug | : | : | : | : | 92.7 | : | : | : | : | : | : | : | : | 98.5 | : | : | 93.9 | : | : |

0508 Herstellung von Geräten der
Elektrizitätserzeugung,
-verteilung u. ä.-1995 = 100

Manufacture of electrical
machinery and apparatus
1995 = 100

Fabrication de machines et
appareils électriques
1995 = 100

NACE Rev.1 31

| | EU-15 | EUR-11 | B | DK | D | EL | E | F | IRL | I | L | NL | A | P | FIN | S | UK | US | JP |
|----------|-------|--------|-------|----|-------|-------|-------|-------|-----|---|-------|----|-------|-------|-------|---|-------|----|----|
| 1995 | 100.2 | 100.2 | 100.0 | : | 100.0 | 100.0 | 100.0 | 100.0 | : | : | 100.0 | : | 100.0 | 107.6 | 100.0 | : | 100.0 | : | : |
| 1996 | 98.3 | 96.7 | 95.8 | : | 94.6 | 102.1 | 99.5 | : | : | : | 109.4 | : | 90.4 | 104.8 | 92.3 | : | 107.5 | : | : |
| 1997 | 97.4 | 95.0 | 94.4 | : | 90.7 | 101.7 | 104.6 | : | : | : | 106.6 | : | 87.3 | 110.9 | 89.4 | : | 110.3 | : | : |
| 1998 | 99.2 | 97.3 | 97.3 | : | 91.1 | 105.0 | 131.6 | : | : | : | 77.5 | : | 84.5 | 117.0 | 100.1 | : | 109.9 | : | : |
| 1998 Jun | 98.9 | 97.4 | 96.8 | : | 91.0 | 104.3 | 130.7 | : | : | : | 80.0 | : | : | 117.8 | 103.3 | : | 105.7 | : | : |
| Jul | 99.5 | 97.5 | 98.0 | : | 91.2 | 105.0 | 134.0 | : | : | : | 78.3 | : | : | 119.9 | 100.7 | : | 111.7 | : | : |
| Aug | 99.5 | 97.5 | 97.7 | : | 91.2 | 105.7 | 136.8 | : | : | : | 76.1 | : | : | 121.0 | 98.7 | : | 111.1 | : | : |
| Sep | 99.7 | 97.8 | 97.9 | : | 93.3 | 105.8 | 136.2 | : | : | : | 71.0 | : | : | 121.4 | 96.1 | : | 109.5 | : | : |
| Oct | 99.4 | 97.7 | 98.5 | : | 92.9 | 105.8 | 135.1 | : | : | : | 69.8 | : | : | 121.9 | 93.3 | : | 108.2 | : | : |
| Nov | 98.8 | 97.2 | 98.3 | : | 90.5 | 105.9 | 134.2 | : | : | : | 69.2 | : | : | 118.3 | 91.6 | : | 107.2 | : | : |
| Dec | 98.6 | 96.9 | 98.5 | : | 90.4 | 106.4 | 133.7 | : | : | : | 70.4 | : | : | 116.2 | 97.3 | : | 106.9 | : | : |
| 1999 Jan | 98.4 | 96.7 | 99.1 | : | 90.5 | : | 133.5 | : | : | : | 72.0 | : | : | 115.8 | 105.6 | : | 107.1 | : | : |
| Feb | 98.1 | 96.4 | 98.9 | : | 90.3 | : | 133.5 | : | : | : | 71.1 | : | : | 116.7 | 111.7 | : | 106.6 | : | : |
| Mar | 97.9 | 96.4 | 99.4 | : | 90.3 | : | 134.1 | : | : | : | 70.9 | : | : | 116.8 | 110.2 | : | 105.8 | : | : |
| Apr | 97.7 | 96.2 | 98.6 | : | 90.0 | : | 134.7 | : | : | : | 71.3 | : | : | 117.3 | 107.2 | : | 105.2 | : | : |
| May | 97.8 | 96.1 | 98.2 | : | 89.8 | : | 135.3 | : | : | : | 72.6 | : | : | 115.6 | 105.2 | : | 104.9 | : | : |
| Jun | 97.8 | 96.0 | 98.4 | : | 89.6 | : | 135.7 | : | : | : | : | : | : | 115.4 | 106.3 | : | 104.6 | : | : |
| Jul | 97.3 | : | 99.2 | : | 89.7 | : | : | : | : | : | : | : | : | 113.9 | : | : | 104.4 | : | : |
| Aug | : | : | : | : | 89.5 | : | : | : | : | : | : | : | : | 112.6 | : | : | 104.1 | : | : |

Quelle : Industrienerhebungen

source : industrial surveys

source : enquêtes industrielles

ABHÄNGIG BESCHÄFTIGTE NACH AKTIVITÄTEN
EMPLOYEES BY ACTIVITY
EMPLOI SALARIÉ PAR ACTIVITÉ



0509 Fahrzeugbau⁽¹⁾
1995 = 100

Manufacture of transport equipment⁽¹⁾
1995 = 100

Fabrications de matériels de transport⁽¹⁾
1995 = 100

NACE Rev.1 5

| | EU-15 | EUR-11 | B | DK | D | EL | E | F | IRL | I | L | NL | A | P | FIN | S | UK | US | JP |
|----------|-------|--------|-------|-------|-------|-------|-------|-------|-------|-------|---|-------|-------|------|-----|---|-------|----|----|
| 1995 | 99.0 | 98.6 | 100.0 | 100.0 | 100.0 | 100.0 | 100.0 | 100.0 | 100.0 | 100.0 | : | 100.0 | 100.0 | 57.7 | : | : | 100.0 | : | : |
| 1996 | 97.3 | 96.5 | 90.9 | 91.1 | 91.3 | 92.2 | 109.4 | : | 101.6 | 102.8 | : | 90.4 | 93.4 | 91.4 | : | : | 101.1 | : | : |
| 1997 | 96.4 | 94.9 | 90.9 | 87.4 | 84.5 | 88.0 | 124.4 | : | 105.2 | 100.7 | : | : | 83.5 | 87.7 | : | : | 103.3 | : | : |
| 1998 | 96.8 | 94.8 | 93.0 | 80.0 | 80.8 | 88.5 | 134.3 | : | 105.7 | 100.0 | : | : | 94.3 | 90.1 | : | : | 106.1 | : | : |
| 1998 Jun | 97.7 | 94.7 | 92.8 | 79.6 | 80.5 | 92.6 | 136.2 | : | 104.0 | 99.5 | : | : | : | 89.7 | : | : | 111.5 | : | : |
| Jul | 97.1 | 95.0 | 93.3 | 79.2 | 81.0 | 92.9 | 135.7 | : | 104.3 | 100.0 | : | : | : | 90.5 | : | : | 105.4 | : | : |
| Aug | 97.1 | 95.2 | 93.7 | 78.8 | 81.1 | 93.2 | 135.1 | : | 104.8 | 100.2 | : | : | : | 90.5 | : | : | 104.6 | : | : |
| Sep | 97.3 | 95.3 | 94.5 | 78.8 | 81.3 | 92.8 | 133.6 | : | 106.5 | 102.0 | : | : | : | 90.5 | : | : | 105.0 | : | : |
| Oct | 96.9 | 95.0 | 92.5 | 79.0 | 81.1 | 92.3 | 132.0 | : | 108.3 | 99.5 | : | : | : | 90.3 | : | : | 105.6 | : | : |
| Nov | 97.0 | 95.1 | 93.7 | 78.8 | 81.1 | 91.8 | 130.4 | : | 109.9 | 100.0 | : | : | : | 90.1 | : | : | 105.6 | : | : |
| Dec | 96.3 | 94.6 | 94.5 | 76.9 | 81.2 | 91.6 | 128.8 | : | 110.2 | 98.9 | : | : | : | 89.6 | : | : | 104.6 | : | : |
| 1999 Jan | 96.5 | 95.0 | 96.4 | 74.3 | 84.1 | : | 127.3 | : | 110.5 | 99.1 | : | : | : | 88.1 | : | : | 104.5 | : | : |
| Feb | 96.0 | 94.5 | 96.5 | 72.3 | 82.8 | : | 126.1 | : | 110.7 | 99.6 | : | : | : | 87.7 | : | : | 104.5 | : | : |
| Mar | 95.6 | 94.3 | 96.7 | 72.3 | 82.3 | : | 125.3 | : | 110.3 | 99.8 | : | : | : | 86.6 | : | : | 103.4 | : | : |
| Apr | 95.6 | 94.2 | 97.0 | 72.8 | 82.1 | : | 124.6 | : | : | 100.2 | : | : | : | 85.7 | : | : | 103.4 | : | : |
| May | 95.2 | 93.9 | 96.3 | 73.2 | 82.0 | : | 124.2 | : | : | 100.1 | : | : | : | 86.0 | : | : | 103.4 | : | : |
| Jun | 94.9 | 93.8 | 89.9 | 73.4 | 81.9 | : | 124.4 | : | : | 99.6 | : | : | : | 86.4 | : | : | 102.6 | : | : |
| Jul | : | : | 96.3 | : | 82.4 | : | : | : | : | : | : | : | : | 86.2 | : | : | 102.9 | : | : |
| Aug | : | : | : | : | 82.1 | : | : | : | : | : | : | : | : | 86.0 | : | : | 103.4 | : | : |

(1) Ohne Wagen

Quelle : Industrienerhebungen


(1) Excluding car

source : industrial surveys

(1) Automobiles exclues

source : enquêtes industrielles

Arbeitslosigkeit
Unemployment
Chômage



ARBEITSLOSIGKEIT
UNEMPLOYMENT
CHÔMAGE



| | Arbeitslosenquoten insgesamt 0601 saisonbereinigt | | | | | | | | | | Unemployment rates total seasonally adjusted | | | | | Taux de chômage total désaisonné | | | |
|----------|--|--------|-----|-----|-----|------|------|------|------|------|---|-----|-----|-----|------|-------------------------------------|-----|-----|-----|
| | EU-15 | EUR-11 | B | DK | D | EL | E | F | IRL | I | L | NL | A | P | FIN | S | UK | US | JP |
| 1995 | 10.7 | 11.3 | 9.9 | 7.2 | 8.2 | 9.2 | 22.9 | 11.7 | 12.3 | 11.6 | 2.9 | 6.9 | 3.9 | 7.3 | 15.4 | 8.8 | 8.7 | 5.6 | 3.1 |
| 1996 | 10.8 | 11.6 | 9.7 | 6.8 | 8.9 | 9.6 | 22.2 | 12.4 | 11.6 | 11.7 | 3.0 | 6.3 | 4.3 | 7.3 | 14.6 | 9.6 | 8.2 | 5.4 | 3.4 |
| 1997 | 10.6 | 11.5 | 9.4 | 5.6 | 9.9 | 9.8 | 20.8 | 12.3 | 9.8 | 11.7 | 2.8 | 5.2 | 4.4 | 6.8 | 12.7 | 9.9 | 7.0 | 4.9 | 3.4 |
| 1998 | 9.9 | 10.9 | 9.5 | 5.1 | 9.4 | 10.7 | 18.7 | 11.7 | 7.8 | 11.9 | 2.8 | 4.0 | 4.7 | 5.1 | 11.4 | 8.3 | 6.3 | 4.5 | 4.1 |
| 1998 Jul | 9.9 | 10.8 | 9.5 | 5.1 | 9.3 | : | 18.8 | 11.7 | 7.7 | 12.0 | 2.9 | 3.8 | 4.7 | 4.9 | 11.5 | 8.5 | 6.3 | 4.5 | 4.1 |
| Aug | 9.9 | 10.8 | 9.6 | 5.1 | 9.3 | : | 18.7 | 11.7 | 7.6 | 11.9 | 2.8 | 3.7 | 4.7 | 4.9 | 11.2 | 8.2 | 6.3 | 4.5 | 4.3 |
| Sep | 9.8 | 10.7 | 9.5 | 4.9 | 9.2 | : | 18.6 | 11.7 | 7.5 | 11.9 | 2.8 | 3.7 | 4.7 | 4.9 | 11.0 | 7.7 | 6.3 | 4.6 | 4.3 |
| Oct | 9.7 | 10.6 | 9.3 | 4.8 | 9.1 | : | 18.5 | 11.6 | 7.4 | 11.8 | 2.9 | 3.6 | 4.7 | 4.9 | 10.9 | 7.6 | 6.2 | 4.5 | 4.3 |
| Nov | 9.7 | 10.6 | 9.1 | 4.6 | 9.1 | : | 18.1 | 11.6 | 7.3 | 11.8 | 2.7 | 3.6 | 4.7 | 4.8 | 10.8 | 7.7 | 6.2 | 4.4 | 4.4 |
| Dec | 9.6 | 10.5 | 9.2 | 4.7 | 9.3 | : | 17.3 | 11.5 | 7.3 | 11.7 | 2.6 | 3.5 | 4.6 | 4.7 | 10.7 | 7.5 | 6.4 | 4.3 | 4.4 |
| 1999 Jan | 9.5 | 10.4 | 9.2 | 4.9 | 9.0 | : | 17.0 | 11.4 | 7.2 | 11.7 | 2.8 | 3.4 | 4.6 | 4.7 | 10.7 | 7.7 | 6.3 | 4.3 | 4.5 |
| Feb | 9.5 | 10.3 | 9.1 | 4.7 | 9.0 | : | 16.7 | 11.4 | 7.0 | 11.6 | 2.8 | 3.6 | 4.6 | 4.6 | 10.7 | 7.3 | 6.3 | 4.4 | 4.7 |
| Mar | 9.4 | 10.2 | 9.1 | 4.6 | 9.1 | : | 16.2 | 11.4 | 6.9 | 11.5 | 2.8 | 3.4 | 4.5 | 4.6 | 10.6 | 7.4 | 6.3 | 4.2 | 4.8 |
| Apr | 9.3 | 10.2 | 9.0 | 4.6 | 9.1 | : | 15.9 | 11.3 | 6.8 | 11.5 | 2.9 | 3.3 | 4.5 | 4.9 | 10.5 | 7.3 | 6.2 | 4.3 | 4.8 |
| May | 9.3 | 10.1 | 9.0 | 4.5 | 9.1 | : | 15.7 | 11.2 | 6.8 | 11.4 | 2.8 | 3.3 | 4.3 | 4.8 | 10.3 | 6.8 | 6.1 | 4.2 | 4.7 |
| Jun | 9.3 | 10.1 | 9.0 | 4.5 | 9.1 | : | 15.7 | 11.2 | 6.7 | 11.4 | 2.8 | 3.2 | 4.3 | 4.7 | 10.1 | 7.0 | 6.0 | 4.3 | 4.8 |
| Jul | 9.2 | 10.0 | 9.0 | 4.4 | 9.1 | : | 15.6 | 11.0 | 6.7 | 11.4 | 2.8 | 3.2 | 4.3 | 4.8 | 10.0 | 6.8 | 5.9 | 4.3 | 4.9 |
| Aug | 9.2 | 10.0 | 9.1 | 4.4 | 9.2 | : | 15.7 | 11.0 | 6.6 | : | 2.8 | 3.1 | 4.3 | 4.7 | 9.9 | 6.9 | : | 4.2 | 4.7 |
| Sep | 9.1 | 10.0 | 8.9 | 4.3 | 9.2 | : | 15.4 | 10.8 | 6.4 | : | 2.7 | : | 4.2 | 4.7 | 9.8 | 6.9 | : | 4.2 | 4.7 |

| | Arbeitslosenquoten Männer 0602 saisonbereinigt | | | | | | | | | | Unemployment rates men seasonally adjusted | | | | | Taux de chômage hommes désaisonné | | | |
|----------|---|--------|-----|-----|-----|-----|------|------|------|-----|---|-----|-----|-----|------|--------------------------------------|------|-----|-----|
| | EU-15 | EUR-11 | B | DK | D | EL | E | F | IRL | I | L | NL | A | P | FIN | S | UK | US | JP |
| 1995 | 9.4 | 9.4 | 7.8 | 5.9 | 7.1 | 6.2 | 18.2 | 9.8 | 12.1 | 9.0 | 2.1 | 5.7 | 3.1 | 6.5 | 15.7 | 9.7 | 10.1 | 5.6 | 3.1 |
| 1996 | 9.6 | 9.8 | 7.6 | 5.5 | 8.2 | 6.1 | 17.6 | 10.6 | 11.5 | 9.1 | 2.2 | 5.0 | 3.6 | 6.5 | 14.3 | 10.1 | 9.5 | 5.4 | 3.4 |
| 1997 | 9.3 | 9.8 | 7.5 | 4.6 | 9.3 | 6.4 | 16.1 | 10.6 | 9.8 | 9.1 | 2.0 | 3.9 | 3.7 | 6.0 | 12.3 | 10.2 | 7.9 | 4.9 | 3.4 |
| 1998 | 8.6 | 9.1 | 7.7 | 3.9 | 8.9 | 7.0 | 13.8 | 9.9 | 8.0 | 9.2 | 2.0 | 3.0 | 3.9 | 4.1 | 10.8 | 8.6 | 7.0 | 4.4 | 4.2 |
| 1998 Jul | 8.6 | 9.0 | 7.7 | 3.9 | 8.8 | : | 13.7 | 9.9 | 7.9 | 9.3 | 2.0 | 3.0 | 4.0 | 3.8 | 10.9 | 8.7 | 7.0 | 4.6 | 4.1 |
| Aug | 8.5 | 9.0 | 7.8 | 3.8 | 8.7 | : | 13.6 | 9.9 | 7.8 | 9.2 | 2.0 | 2.9 | 4.0 | 3.8 | 10.6 | 8.2 | 7.0 | 4.4 | 4.4 |
| Sep | 8.4 | 8.9 | 7.7 | 3.7 | 8.6 | : | 13.4 | 9.9 | 7.6 | 9.2 | 1.9 | 2.9 | 4.0 | 3.7 | 10.4 | 8.3 | 7.0 | 4.6 | 4.4 |
| Oct | 8.4 | 8.9 | 7.6 | 3.6 | 8.6 | : | 13.3 | 9.8 | 7.5 | 9.2 | 2.1 | 2.8 | 3.9 | 3.9 | 10.3 | 8.0 | 7.0 | 4.4 | 4.3 |
| Nov | 8.4 | 8.8 | 7.4 | 3.6 | 8.6 | : | 13.0 | 9.8 | 7.4 | 9.2 | 1.9 | 2.8 | 4.0 | 3.8 | 10.2 | 7.9 | 7.0 | 4.2 | 4.4 |
| Dec | 8.3 | 8.8 | 7.4 | 3.7 | 8.8 | : | 12.5 | 9.7 | 7.3 | 9.0 | 1.8 | 2.7 | 3.8 | 3.8 | 10.2 | 7.9 | 7.1 | 4.3 | 4.5 |
| 1999 Jan | 8.2 | 8.6 | 7.5 | 3.9 | 8.4 | : | 12.2 | 9.7 | 7.3 | 9.0 | 1.9 | 2.7 | 3.9 | 4.0 | 10.3 | 7.9 | 7.1 | 4.2 | 4.6 |
| Feb | 8.2 | 8.6 | 7.4 | 3.7 | 8.4 | : | 11.9 | 9.6 | 7.1 | 8.9 | 1.9 | 2.7 | 3.9 | 3.9 | 10.3 | 7.8 | 7.0 | 4.3 | 4.7 |
| Mar | 8.1 | 8.4 | 7.4 | 3.7 | 8.4 | : | 11.4 | 9.6 | 6.9 | 8.7 | 1.9 | 2.6 | 3.8 | 3.9 | 10.2 | 7.7 | 6.9 | 3.9 | 4.8 |
| Apr | 8.0 | 8.4 | 7.4 | 3.7 | 8.5 | : | 11.1 | 9.5 | 6.9 | 8.7 | 2.0 | 2.3 | 3.7 | 4.4 | 10.0 | 7.9 | 6.9 | 4.1 | 5.0 |
| May | 7.9 | 8.3 | 7.4 | 3.6 | 8.5 | : | 10.9 | 9.5 | 6.8 | 8.7 | 1.9 | 2.1 | 3.6 | 4.4 | 9.8 | 7.1 | 6.8 | 4.2 | 5.0 |
| Jun | 7.9 | 8.3 | 7.4 | 3.6 | 8.5 | : | 10.9 | 9.4 | 6.7 | 8.7 | 1.9 | 2.0 | 3.6 | 4.3 | 9.5 | 7.0 | 6.6 | 4.1 | 5.1 |
| Jul | 7.9 | 8.3 | 7.4 | 3.4 | 8.5 | : | 10.8 | 9.3 | 6.7 | 8.7 | 1.9 | 1.9 | 3.6 | 4.2 | 9.3 | 7.1 | 6.5 | 4.1 | 5.0 |
| Aug | 7.9 | 8.3 | 7.4 | 3.4 | 8.5 | : | 11.0 | 9.3 | 6.5 | : | 1.9 | 2.1 | 3.6 | 4.1 | 9.1 | 7.1 | : | 4.2 | 4.8 |
| Sep | 7.8 | 8.2 | 7.3 | 3.4 | 8.6 | : | 10.7 | 9.0 | 6.3 | : | 1.9 | : | 3.6 | 4.0 | 8.9 | 7.0 | : | 4.1 | 4.6 |

ARBEITSLOSIGKEIT
UNEMPLOYMENT
CHÔMAGE



| | | Arbeitslosenquoten Frauen 0603 saisonbereinigt | | | | | | | | | | Unemployment rates women seasonally adjusted | | | | | Taux de chômage femmes désaisonnalisé | | | |
|------|-----|---|--------|------|-----|------|------|------|------|------|------|---|-----|-----|-----|------|--|-----|-----|-----|
| | | EU-15 | EUR-11 | B | DK | D | EL | E | F | IRL | I | L | NL | A | P | FIN | S | UK | US | JP |
| 1995 | | 12.4 | 13.9 | 12.9 | 8.9 | 9.6 | 14.1 | 30.5 | 14.0 | 12.5 | 16.0 | 4.4 | 8.6 | 5.0 | 8.2 | 15.2 | 7.8 | 7.0 | 5.6 | 3.2 |
| 1996 | | 12.4 | 14.0 | 12.7 | 8.3 | 9.8 | 15.2 | 29.5 | 14.5 | 11.8 | 15.9 | 4.3 | 8.1 | 5.3 | 8.3 | 14.9 | 9.0 | 6.5 | 5.4 | 3.4 |
| 1997 | | 12.3 | 14.0 | 12.1 | 6.8 | 10.7 | 15.2 | 28.3 | 14.4 | 9.8 | 16.1 | 4.0 | 7.0 | 5.4 | 7.7 | 13.1 | 9.5 | 6.0 | 5.0 | 3.4 |
| 1998 | | 11.7 | 13.3 | 11.9 | 6.5 | 10.2 | 16.5 | 26.5 | 13.9 | 7.6 | 16.2 | 4.2 | 5.2 | 5.6 | 6.4 | 12.0 | 8.0 | 5.5 | 4.6 | 4.0 |
| 1998 | Jul | 11.7 | 13.3 | 11.9 | 6.6 | 10.0 | : | 26.7 | 13.8 | 7.5 | 16.3 | 4.3 | 4.9 | 5.7 | 6.1 | 12.1 | 8.2 | 5.5 | 4.5 | 4.1 |
| | Aug | 11.7 | 13.2 | 12.0 | 6.5 | 10.0 | : | 26.5 | 13.8 | 7.4 | 16.3 | 4.2 | 4.7 | 5.6 | 6.2 | 11.9 | 8.2 | 5.4 | 4.7 | 4.2 |
| | Sep | 11.6 | 13.2 | 11.9 | 6.2 | 9.9 | : | 26.6 | 13.8 | 7.3 | 16.3 | 4.2 | 4.8 | 5.7 | 6.3 | 11.7 | 7.0 | 5.4 | 4.6 | 4.2 |
| | Oct | 11.5 | 13.1 | 11.7 | 6.1 | 9.8 | : | 26.4 | 13.8 | 7.2 | 16.1 | 4.1 | 4.7 | 5.6 | 6.1 | 11.6 | 7.2 | 5.3 | 4.6 | 4.3 |
| | Nov | 11.4 | 13.0 | 11.5 | 5.8 | 9.8 | : | 25.9 | 13.7 | 7.1 | 16.0 | 4.1 | 4.7 | 5.5 | 5.9 | 11.4 | 7.5 | 5.3 | 4.6 | 4.3 |
| | Dec | 11.3 | 12.8 | 11.5 | 5.8 | 9.9 | : | 24.8 | 13.6 | 7.2 | 15.9 | 3.8 | 4.7 | 5.6 | 5.8 | 11.3 | 7.1 | 5.4 | 4.3 | 4.2 |
| 1999 | Jan | 11.3 | 12.7 | 11.5 | 6.2 | 9.8 | : | 24.2 | 13.6 | 7.1 | 15.9 | 4.3 | 4.5 | 5.5 | 5.7 | 11.2 | 7.6 | 5.4 | 4.4 | 4.3 |
| | Feb | 11.2 | 12.7 | 11.4 | 5.9 | 9.8 | : | 24.0 | 13.5 | 7.0 | 15.9 | 4.2 | 4.9 | 5.5 | 5.5 | 11.1 | 6.8 | 5.4 | 4.5 | 4.6 |
| | Mar | 11.1 | 12.6 | 11.4 | 5.7 | 9.9 | : | 23.6 | 13.4 | 6.9 | 15.9 | 4.3 | 4.5 | 5.4 | 5.5 | 11.1 | 7.1 | 5.4 | 4.5 | 4.7 |
| | Apr | 11.1 | 12.6 | 11.3 | 5.7 | 9.9 | : | 23.3 | 13.4 | 6.8 | 15.9 | 4.4 | 4.6 | 5.4 | 5.4 | 11.0 | 6.7 | 5.3 | 4.6 | 4.5 |
| | May | 11.0 | 12.5 | 11.3 | 5.6 | 9.9 | : | 23.1 | 13.3 | 6.7 | 15.6 | 4.2 | 5.0 | 5.2 | 5.4 | 10.9 | 6.5 | 5.2 | 4.2 | 4.4 |
| | Jun | 11.0 | 12.5 | 11.2 | 5.5 | 9.9 | : | 23.0 | 13.2 | 6.7 | 15.9 | 4.2 | 4.9 | 5.1 | 5.2 | 10.8 | 7.0 | 5.2 | 4.4 | 4.4 |
| | Jul | 11.0 | 12.5 | 11.3 | 5.5 | 9.9 | : | 22.9 | 13.1 | 6.8 | 15.8 | 4.2 | 5.0 | 5.1 | 5.4 | 10.8 | 6.5 | 5.2 | 4.5 | 4.6 |
| | Aug | 10.9 | 12.4 | 11.4 | 5.5 | 10.0 | : | 22.8 | 13.0 | 6.7 | : | 4.3 | 4.4 | 5.1 | 5.4 | 10.8 | 6.7 | : | 4.3 | 4.6 |
| | Sep | 10.9 | 12.3 | 11.2 | 5.4 | 10.0 | : | 22.7 | 12.8 | 6.5 | : | 4.1 | : | 5.0 | 5.4 | 10.8 | 6.7 | : | 4.4 | 4.7 |

| | | Arbeitslosenquoten 0604 unter 25 Jahren alle Personen saisonbereinigt | | | | | | | | | | Unemployment rates of persons under 25 years persons seasonally adjusted | | | | | Taux de chômage moins de 25 ans total désaisonnalisé | | | |
|------|-----|---|--------|------|------|------|------|------|------|------|------|--|------|-----|------|------|--|------|------|-----|
| | | EU-15 | EUR-11 | B | DK | D | EL | E | F | IRL | I | L | NL | A | P | FIN | S | UK | US | JP |
| 1995 | | 21.4 | 23.2 | 23.9 | 10.6 | 8.8 | 28.5 | 42.5 | 27.5 | 19.4 | 33.4 | 7.4 | 12.0 | 5.5 | 16.6 | 29.7 | 19.1 | 15.9 | 12.1 | 6.1 |
| 1996 | | 21.9 | 23.9 | 23.1 | 10.6 | 10.0 | 31.0 | 41.9 | 29.2 | 18.2 | 33.9 | 8.5 | 11.7 | 6.2 | 16.8 | 27.9 | 20.5 | 15.5 | 12.0 | 6.7 |
| 1997 | | 21.1 | 23.2 | 23.0 | 8.4 | 10.8 | 30.8 | 39.1 | 29.1 | 15.3 | 33.7 | 8.1 | 9.6 | 6.7 | 15.1 | 25.2 | 20.6 | 14.2 | 11.3 | 6.7 |
| 1998 | | 19.5 | 21.2 | 22.1 | 7.4 | 9.8 | 29.8 | 35.3 | 26.6 | 11.5 | 33.8 | 6.9 | 7.8 | 6.6 | 10.6 | 23.5 | 16.7 | 13.6 | 10.4 | 7.7 |
| 1998 | Jul | 19.4 | 21.1 | 21.9 | 7.4 | 9.7 | : | 35.2 | 26.5 | 11.4 | 33.8 | 6.9 | 7.2 | 6.7 | 10.3 | 23.1 | 16.7 | 13.7 | 10.6 | 7.6 |
| | Aug | 19.5 | 21.1 | 22.8 | 7.4 | 9.8 | : | 35.0 | 26.6 | 11.2 | 33.8 | 6.8 | 6.6 | 6.6 | 10.2 | 22.9 | 16.6 | 13.5 | 10.9 | 8.0 |
| | Sep | 19.4 | 21.1 | 22.2 | 7.2 | 9.7 | : | 34.9 | 26.6 | 10.9 | 34.0 | 6.6 | 7.4 | 6.6 | 10.4 | 22.7 | 15.9 | 13.4 | 10.9 | 8.0 |
| | Oct | 19.3 | 21.0 | 21.7 | 7.0 | 9.5 | : | 34.6 | 26.5 | 10.6 | 34.3 | 8.2 | 7.0 | 6.5 | 10.6 | 22.6 | 15.2 | 13.7 | 10.4 | 8.1 |
| | Nov | 19.2 | 20.8 | 21.5 | 6.8 | 9.6 | : | 34.0 | 26.3 | 10.3 | 34.0 | 6.5 | 7.0 | 6.4 | 10.2 | 22.6 | 15.1 | 13.9 | 10.0 | 8.1 |
| | Dec | 18.9 | 20.5 | 21.6 | 7.1 | 9.7 | : | 32.8 | 26.1 | 10.2 | 33.7 | 5.9 | 6.7 | 6.4 | 10.0 | 22.7 | 15.1 | 14.2 | 9.6 | 8.8 |
| 1999 | Jan | 18.8 | 20.3 | 21.7 | 7.4 | 9.4 | : | 31.8 | 26.2 | 10.1 | 34.1 | 6.6 | 6.5 | 6.3 | 10.0 | 22.7 | 16.0 | 14.0 | 9.9 | 8.3 |
| | Feb | 18.7 | 20.1 | 21.6 | 7.2 | 9.2 | : | 31.2 | 26.1 | 9.8 | 33.6 | 6.7 | 7.3 | 6.3 | 9.7 | 22.5 | 15.1 | 13.7 | 10.1 | 8.9 |
| | Mar | 18.2 | 19.7 | 21.7 | 7.1 | 9.0 | : | 30.7 | 26.1 | 9.5 | 32.9 | 6.5 | 6.7 | 6.2 | 9.8 | 22.1 | 15.3 | 13.5 | 9.9 | 8.9 |
| | Apr | 18.1 | 19.4 | 21.6 | 7.0 | 8.8 | : | 29.9 | 25.9 | 9.3 | 32.6 | 6.6 | 6.9 | 6.0 | 9.9 | 21.6 | 16.4 | 13.3 | 9.9 | 9.1 |
| | May | 17.9 | 19.2 | 21.6 | 6.8 | 8.6 | : | 29.6 | 25.7 | 9.3 | 31.9 | 6.4 | 7.7 | 5.8 | 9.8 | 21.0 | 14.5 | 13.1 | 9.6 | 8.8 |
| | Jun | 17.9 | 19.2 | 21.5 | 6.7 | 8.6 | : | 29.6 | 25.6 | 9.1 | 32.4 | 6.3 | 7.2 | 5.7 | 9.3 | 20.4 | 13.0 | 12.9 | 9.9 | 9.0 |
| | Jul | 17.8 | 19.2 | 21.2 | 6.4 | 9.0 | : | 29.2 | 25.1 | 9.0 | 32.5 | 6.4 | 7.9 | 5.7 | 9.8 | 20.1 | 13.3 | 12.8 | 9.9 | 9.5 |
| | Aug | 18.0 | 19.2 | 21.6 | 6.3 | 9.2 | : | 29.3 | 25.1 | 8.7 | : | 6.5 | 7.0 | 5.7 | 9.7 | 19.9 | 13.8 | : | 9.7 | 9.6 |
| | Sep | 17.7 | 18.9 | 21.0 | 6.0 | 9.1 | : | 28.4 | 24.4 | 8.4 | : | 6.0 | : | 5.6 | 9.7 | 19.9 | 13.6 | : | 10.1 | 9.8 |

ARBEITSLOSIGKEIT
UNEMPLOYMENT
CHÔMAGE



| | Arbeitslosenquoten Männer unter 25 Jahren saisonbereinigt | | | | | Unemployment rates of men under 25 years seasonally adjusted | | | | | | | | Taux de chômage hommes moins de 25 ans désaisonné | | | | | |
|----------|---|-------|--------|-----|------|--|------|------|------|------|-----|------|-----|---|------|------|------|------|------|
| | 0605 | EU-15 | EUR-11 | B | DK | D | EL | E | F | IRL | I | L | NL | A | P | FIN | S | UK | US |
| 1995 | 20.1 | 21.0 | 21.5 | 8.5 | 8.9 | 19.8 | 37.0 | 23.9 | 20.7 | 29.5 | 7.1 | 11.3 | 4.4 | 15.1 | 30.4 | 20.4 | 18.0 | 12.5 | 6.2 |
| 1996 | 20.7 | 21.8 | 19.4 | 8.8 | 10.6 | 21.5 | 36.2 | 26.3 | 18.9 | 29.8 | 8.4 | 11.1 | 5.2 | 14.3 | 29.2 | 21.3 | 18.0 | 12.6 | 6.8 |
| 1997 | 19.7 | 21.0 | 19.4 | 7.0 | 11.7 | 22.0 | 33.2 | 26.6 | 15.9 | 29.5 | 7.0 | 8.3 | 5.6 | 11.9 | 25.1 | 21.1 | 15.9 | 11.8 | 6.8 |
| 1998 | 18.2 | 19.2 | 19.7 | 6.8 | 10.6 | 21.5 | 28.9 | 24.2 | 11.8 | 29.8 | 7.0 | 7.6 | 5.3 | 8.3 | 22.5 | 17.3 | 15.2 | 11.1 | 8.3 |
| 1998 Jul | 18.1 | 19.1 | 19.6 | 6.9 | 10.4 | : | 28.9 | 24.1 | 11.7 | 29.6 | 7.0 | 7.7 | 5.3 | 7.9 | 22.0 | 17.0 | 15.3 | 11.4 | 8.1 |
| Aug | 18.2 | 19.2 | 20.3 | 6.8 | 10.6 | : | 28.8 | 24.4 | 11.5 | 29.6 | 7.0 | 7.6 | 5.3 | 7.8 | 21.7 | 16.7 | 15.1 | 11.4 | 8.7 |
| Sep | 18.1 | 19.0 | 20.0 | 6.6 | 10.4 | : | 28.2 | 24.4 | 11.2 | 29.8 | 6.9 | 7.7 | 5.2 | 7.7 | 21.4 | 16.5 | 15.3 | 12.0 | 8.6 |
| Oct | 18.0 | 18.9 | 19.6 | 6.5 | 10.2 | : | 27.7 | 24.1 | 10.9 | 30.3 | 9.1 | 7.2 | 5.2 | 8.2 | 21.4 | 15.8 | 15.8 | 10.9 | 8.8 |
| Nov | 17.9 | 18.7 | 19.3 | 6.4 | 10.3 | : | 27.1 | 23.9 | 10.5 | 30.2 | 6.7 | 6.7 | 5.2 | 7.9 | 21.5 | 15.5 | 15.8 | 10.4 | 8.6 |
| Dec | 17.7 | 18.5 | 19.4 | 6.9 | 10.5 | : | 26.4 | 23.8 | 10.5 | 29.9 | 5.9 | 5.8 | 5.1 | 7.9 | 21.7 | 16.1 | 16.3 | 10.7 | 9.1 |
| 1999 Jan | 17.7 | 18.5 | 19.5 | 7.3 | 10.0 | : | 25.7 | 24.1 | 10.4 | 30.7 | 6.9 | 6.6 | 5.1 | 8.4 | 21.8 | 16.1 | 15.9 | 10.5 | 8.9 |
| Feb | 17.5 | 18.2 | 19.5 | 7.0 | 9.9 | : | 25.0 | 24.0 | 10.1 | 30.0 | 6.8 | 6.9 | 5.3 | 8.2 | 21.7 | 16.0 | 15.6 | 10.3 | 9.8 |
| Mar | 16.9 | 17.7 | 19.7 | 7.0 | 9.7 | : | 24.2 | 24.0 | 9.8 | 29.0 | 6.6 | 6.5 | 5.0 | 8.1 | 21.2 | 15.3 | 15.1 | 10.0 | 9.6 |
| Apr | 16.7 | 17.3 | 19.6 | 6.9 | 9.4 | : | 23.3 | 23.9 | 9.6 | 28.6 | 7.0 | 4.9 | 4.9 | 8.2 | 20.6 | 18.1 | 14.9 | 10.3 | 10.1 |
| May | 16.4 | 17.0 | 19.6 | 6.7 | 9.3 | : | 23.0 | 23.7 | 9.4 | 28.5 | 6.9 | 3.4 | 4.5 | 7.9 | 19.9 | 15.3 | 14.8 | 10.1 | 10.2 |
| Jun | 16.5 | 17.0 | 19.5 | 6.5 | 9.3 | : | 23.1 | 23.7 | 9.2 | 28.3 | 6.7 | 3.3 | 4.6 | 7.7 | 19.2 | 13.1 | 14.3 | 10.6 | 10.3 |
| Jul | 16.5 | 17.0 | 19.1 | 6.2 | 9.7 | : | 22.9 | 23.2 | 9.0 | 28.6 | 6.9 | 4.1 | 4.6 | 7.2 | 18.7 | 15.2 | 14.2 | 10.4 | 10.7 |
| Aug | 16.7 | 17.2 | 19.3 | 6.0 | 9.8 | : | 23.3 | 23.4 | 8.7 | : | 6.5 | 5.0 | 4.5 | 7.0 | 18.4 | 14.4 | : | 9.9 | 10.2 |
| Sep | 16.4 | 16.8 | 19.0 | 5.7 | 9.8 | : | 22.0 | 22.4 | 8.4 | : | 6.2 | : | 4.6 | 6.9 | 18.1 | 13.4 | : | 10.1 | 10.7 |

| | Arbeitslosenquoten Frauen unter 25 Jahren saisonbereinigt | | | | | Unemployment rates of women under 25 years seasonally adjusted | | | | | | | | Taux de chômage femmes moins de 25 ans désaisonné | | | | | |
|----------|---|-------|--------|------|-----|--|------|------|------|------|-----|------|-----|---|------|------|------|------|-----|
| | 0606 | EU-15 | EUR-11 | B | DK | D | EL | E | F | IRL | I | L | NL | A | P | FIN | S | UK | US |
| 1995 | 23.0 | 25.7 | 26.6 | 12.9 | 8.7 | 38.3 | 49.0 | 31.2 | 17.9 | 38.2 | 7.8 | 12.7 | 6.7 | 18.5 | 28.9 | 17.7 | 13.3 | 11.6 | 6.0 |
| 1996 | 23.3 | 26.3 | 27.5 | 12.6 | 9.2 | 41.0 | 48.7 | 32.2 | 17.2 | 39.0 | 8.5 | 12.3 | 7.3 | 19.9 | 26.5 | 19.8 | 12.5 | 11.3 | 6.5 |
| 1997 | 22.8 | 25.7 | 27.4 | 10.1 | 9.8 | 40.4 | 46.2 | 31.9 | 14.6 | 39.1 | 9.5 | 10.9 | 7.9 | 19.0 | 25.3 | 20.1 | 12.2 | 10.7 | 6.5 |
| 1998 | 21.0 | 23.6 | 25.1 | 7.9 | 9.0 | 39.4 | 43.2 | 29.3 | 11.1 | 38.8 | 6.8 | 8.1 | 8.1 | 13.2 | 24.6 | 16.1 | 11.7 | 9.8 | 7.1 |
| 1998 Jul | 21.0 | 23.5 | 24.7 | 7.9 | 8.9 | : | 43.1 | 29.1 | 11.1 | 39.1 | 6.8 | 6.8 | 8.3 | 12.9 | 24.4 | 16.3 | 11.8 | 9.7 | 7.0 |
| Aug | 20.9 | 23.4 | 25.8 | 7.9 | 8.9 | : | 42.7 | 29.0 | 10.9 | 39.2 | 6.6 | 5.5 | 8.0 | 13.1 | 24.2 | 16.5 | 11.5 | 10.4 | 7.2 |
| Sep | 21.0 | 23.6 | 25.0 | 7.6 | 8.9 | : | 43.0 | 29.0 | 10.6 | 39.4 | 6.4 | 7.0 | 8.1 | 13.5 | 24.1 | 15.3 | 11.2 | 9.7 | 7.3 |
| Oct | 20.8 | 23.5 | 24.4 | 7.4 | 8.7 | : | 43.1 | 29.1 | 10.2 | 39.2 | 7.0 | 6.8 | 7.9 | 13.3 | 24.0 | 14.4 | 11.2 | 10.0 | 7.2 |
| Nov | 20.7 | 23.2 | 24.2 | 7.1 | 8.7 | : | 42.5 | 28.8 | 10.0 | 38.8 | 6.2 | 7.4 | 7.8 | 13.0 | 23.9 | 14.7 | 11.6 | 9.5 | 7.6 |
| Dec | 20.3 | 22.8 | 24.3 | 7.3 | 8.7 | : | 40.9 | 28.6 | 9.9 | 38.5 | 5.9 | 7.7 | 7.8 | 12.5 | 23.8 | 14.0 | 11.7 | 8.4 | 8.5 |
| 1999 Jan | 20.1 | 22.4 | 24.4 | 7.5 | 8.6 | : | 39.3 | 28.6 | 9.7 | 38.4 | 6.4 | 6.3 | 7.6 | 12.0 | 23.7 | 15.9 | 11.7 | 9.3 | 7.6 |
| Feb | 20.0 | 22.3 | 24.2 | 7.3 | 8.4 | : | 38.9 | 28.5 | 9.5 | 38.1 | 6.6 | 7.7 | 7.5 | 11.5 | 23.5 | 14.1 | 11.5 | 10.0 | 7.9 |
| Mar | 19.7 | 22.0 | 24.2 | 7.2 | 8.3 | : | 38.5 | 28.3 | 9.3 | 37.8 | 6.3 | 6.9 | 7.4 | 11.8 | 23.1 | 15.4 | 11.5 | 9.9 | 8.1 |
| Apr | 19.7 | 21.9 | 24.1 | 7.1 | 8.0 | : | 38.1 | 28.1 | 9.0 | 37.5 | 6.2 | 9.0 | 7.2 | 12.1 | 22.6 | 14.7 | 11.6 | 9.5 | 8.1 |
| May | 19.5 | 21.7 | 24.1 | 7.0 | 7.9 | : | 37.8 | 27.9 | 9.1 | 36.3 | 5.8 | 11.9 | 7.1 | 12.2 | 22.1 | 13.6 | 11.1 | 9.0 | 7.3 |
| Jun | 19.5 | 21.8 | 24.0 | 6.8 | 7.9 | : | 37.6 | 27.8 | 9.0 | 37.5 | 5.7 | 11.0 | 6.9 | 11.2 | 21.7 | 12.9 | 11.2 | 9.2 | 7.6 |
| Jul | 19.4 | 21.8 | 23.8 | 6.6 | 8.2 | : | 37.1 | 27.3 | 8.9 | 37.2 | 5.9 | 11.6 | 6.9 | 12.9 | 21.6 | 11.1 | 11.2 | 9.3 | 8.3 |
| Aug | 19.4 | 21.6 | 24.4 | 6.5 | 8.5 | : | 36.9 | 27.0 | 8.7 | : | 6.4 | 9.1 | 6.9 | 13.0 | 21.6 | 13.1 | : | 9.4 | 9.0 |
| Sep | 19.2 | 21.4 | 23.5 | 6.2 | 8.3 | : | 36.3 | 26.6 | 8.4 | : | 5.8 | : | 6.7 | 13.1 | 21.8 | 13.7 | : | 10.1 | 8.8 |

**Industrie
Industry
Industrie**



**INDUSTRIELLE PRODUKTION
INDUSTRIAL PRODUCTION
PRODUCTION INDUSTRIELLE**



0701 Industrie insgesamt⁽¹⁾
1995 = 100

Total industry⁽¹⁾
1995 = 100

Ensemble de l'industrie⁽¹⁾
1995 = 100

| | | NACE Rev.1 C-F | | | | | | | | | | | | | | | | | | |
|------|-----|----------------|--------|-------|-------|-------|----|-------|-------|-------|-------|-------|-------|---|---|-------|---|-------|----|----|
| | | EU-15 | EUR-11 | B | DK | D | EL | E | F | IRL | I | L | NL | A | P | FIN | S | UK | US | JP |
| 1995 | | 100.0 | : | 100.0 | 100.0 | 100.0 | : | 100.0 | 100.0 | 100.0 | 100.0 | 100.0 | 100.0 | : | : | 100.0 | : | 100.0 | : | : |
| 1996 | | : | : | 102.9 | 102.6 | 99.8 | : | 98.9 | 99.3 | 108.0 | 98.9 | 98.3 | 102.9 | : | : | 104.4 | : | 101.2 | : | : |
| 1997 | | : | : | 107.3 | 109.1 | 102.5 | : | 104.1 | 102.7 | 124.5 | 102.0 | 103.1 | 105.6 | : | : | 114.0 | : | : | : | : |
| 1998 | | : | : | 110.6 | 112.1 | 106.0 | : | 111.0 | 106.6 | 144.0 | 101.6 | 109.3 | 106.9 | : | : | 122.1 | : | : | : | : |
| 1998 | Jul | 108.0 | : | 111.5 | 116.9 | 107.0 | : | 111.4 | 107.2 | 142.1 | 101.1 | 113.0 | 107.8 | : | : | 125.8 | : | : | : | : |
| | Aug | 106.8 | : | 110.3 | 115.3 | 106.9 | : | 110.5 | 107.2 | 150.9 | 102.4 | 103.5 | 107.3 | : | : | 124.4 | : | : | : | : |
| | Sep | 107.2 | : | 110.1 | 111.3 | 106.0 | : | 111.3 | 106.8 | 149.4 | 101.8 | 109.5 | 106.8 | : | : | 124.3 | : | : | : | : |
| | Oct | 107.4 | : | 110.7 | 113.3 | 106.8 | : | 111.4 | 107.3 | 152.1 | 101.3 | 112.4 | 107.4 | : | : | 124.7 | : | : | : | : |
| | Nov | 107.1 | : | 110.3 | 112.7 | 106.3 | : | 113.3 | 107.4 | 146.0 | 101.4 | 110.3 | 107.6 | : | : | 122.9 | : | : | : | : |
| | Dec | 105.9 | : | 109.5 | 109.2 | 105.1 | : | 112.7 | 106.5 | 151.4 | 99.5 | 105.2 | 106.0 | : | : | 122.7 | : | : | : | : |
| 1999 | Jan | 107.4 | : | 111.7 | 110.6 | 105.8 | : | 113.9 | 106.7 | 152.6 | 101.0 | 110.9 | 107.2 | : | : | 127.1 | : | : | : | : |
| | Feb | 106.6 | : | 108.4 | 109.7 | 104.6 | : | 113.5 | 105.9 | 151.3 | 100.7 | 106.8 | 107.3 | : | : | 127.1 | : | : | : | : |
| | Mar | 107.6 | : | 109.5 | 111.6 | 105.0 | : | 113.8 | 107.0 | 148.2 | 100.7 | 110.1 | 107.9 | : | : | 126.6 | : | : | : | : |
| | Apr | 106.7 | : | 110.4 | 107.4 | 105.2 | : | 112.6 | 106.3 | 151.7 | 100.9 | 111.1 | 107.2 | : | : | 129.4 | : | : | : | : |
| | May | : | : | 110.1 | 109.9 | 105.1 | : | 115.2 | 107.0 | 148.8 | 100.9 | 111.7 | 107.9 | : | : | 126.5 | : | : | : | : |
| | Jun | : | : | 110.5 | 108.0 | 105.7 | : | 115.1 | 108.0 | 154.4 | 101.0 | : | 108.1 | : | : | 127.1 | : | : | : | : |
| | Jul | : | : | 111.5 | 107.0 | 104.0 | : | 116.5 | 109.5 | : | 101.7 | : | 109.1 | : | : | 126.1 | : | : | : | : |
| | Aug | : | : | 111.0 | 109.3 | 106.5 | : | 108.3 | 109.5 | : | 99.2 | : | 106.9 | : | : | 125.5 | : | : | : | : |
| | Sep | : | : | : | 111.1 | : | : | : | : | : | : | : | : | : | : | : | : | : | : | : |

0702 Industrie insgesamt (ohne
Baugewerbe)⁽¹⁾
1995 = 100

Total industry (excluding
construction)⁽¹⁾
1995 = 100

Ensemble de l'industrie sans
bâtiment⁽¹⁾
1995 = 100

| | | NACE Rev.1 C-E | | | | | | | | | | | | | | | | | | |
|------|-----|----------------|--------|-------|-------|-------|-------|-------|-------|-------|-------|-------|-------|-------|-------|-------|-------|-------|-------|-------|
| | | EU-15 | EUR-11 | B | DK | D | EL | E | F | IRL | I | L | NL | A | P | FIN | S | UK | US | JP |
| 1995 | | 100.1 | 100.0 | 100.0 | 100.0 | 100.0 | 100.0 | 100.0 | 100.0 | 100.0 | 100.0 | 100.0 | 100.0 | 100.0 | 100.3 | 100.1 | 100.0 | 100.6 | : | 100.0 |
| 1996 | | 100.7 | 100.5 | 102.6 | 101.6 | 100.6 | 101.0 | 99.0 | 99.9 | 108.0 | 98.1 | 100.1 | 103.8 | 100.9 | 105.6 | 103.8 | 101.7 | 101.2 | : | 102.1 |
| 1997 | | 104.7 | 104.9 | 107.4 | 107.0 | 104.1 | 102.7 | 105.9 | 103.9 | 124.5 | 101.9 | 105.9 | 106.6 | 107.4 | 108.5 | 113.3 | 108.9 | 102.6 | : | 105.8 |
| 1998 | | 108.5 | 109.2 | 111.0 | 109.3 | 108.5 | 111.3 | 111.5 | 108.6 | 144.0 | 102.9 | 114.0 | 107.7 | 116.0 | 114.2 | 122.2 | 113.4 | 103.2 | : | 98.9 |
| 1998 | Jul | 109.1 | 110.0 | 110.9 | 113.1 | 109.7 | 113.5 | 112.4 | 109.3 | 142.1 | 103.7 | 116.6 | 109.9 | 117.0 | 114.8 | 124.5 | 113.6 | 103.7 | 118.6 | 97.9 |
| | Aug | 108.3 | 108.8 | 110.6 | 112.9 | 109.7 | 111.6 | 113.3 | 109.3 | 150.9 | 101.8 | 109.2 | 106.8 | 115.2 | 115.5 | 123.2 | 115.0 | 103.4 | 118.8 | 97.5 |
| | Sep | 108.7 | 109.5 | 110.8 | 109.0 | 108.9 | 111.0 | 111.7 | 108.7 | 149.4 | 102.9 | 114.2 | 106.6 | 119.3 | 113.9 | 122.8 | 113.9 | 102.9 | 114.2 | 99.2 |
| | Oct | 108.8 | 109.8 | 111.2 | 111.7 | 109.4 | 112.7 | 111.1 | 109.3 | 152.1 | 102.7 | 118.2 | 108.9 | 119.5 | 117.1 | 123.4 | 114.6 | 102.7 | 114.8 | 98.0 |
| | Nov | 108.7 | 109.5 | 111.3 | 111.0 | 109.3 | 113.1 | 112.8 | 109.4 | 146.0 | 103.0 | 116.9 | 109.9 | 118.3 | 114.8 | 124.3 | 115.2 | 102.5 | 112.8 | 97.2 |
| | Dec | 107.8 | 108.2 | 110.1 | 107.4 | 108.0 | 113.7 | 112.8 | 108.6 | 151.4 | 100.0 | 111.5 | 104.9 | 116.1 | 113.9 | 123.1 | 113.7 | 102.2 | 107.0 | 97.2 |
| 1999 | Jan | 108.4 | 109.3 | 110.9 | 110.3 | 108.1 | 114.1 | 113.6 | 108.3 | 152.6 | 102.6 | 111.4 | 105.0 | 114.8 | 116.7 | 127.8 | 111.4 | 101.6 | 104.9 | 96.6 |
| | Feb | 108.2 | 108.9 | 109.7 | 109.4 | 107.5 | 114.2 | 112.6 | 107.8 | 151.3 | 101.8 | 110.1 | 108.2 | 116.4 | 115.9 | 127.2 | 114.0 | 101.8 | 102.7 | 97.4 |
| | Mar | 108.8 | 109.8 | 110.2 | 112.3 | 107.7 | 113.6 | 114.2 | 108.9 | 148.2 | 102.1 | 114.1 | 108.3 | 119.3 | 115.7 | 126.4 | 114.2 | 102.1 | 103.3 | 99.9 |
| | Apr | 108.2 | 109.0 | 110.7 | 106.4 | 107.5 | 114.7 | 112.6 | 108.4 | 151.7 | 101.7 | 115.9 | 106.3 | 119.6 | 116.9 | 130.2 | 112.6 | 102.3 | 100.4 | 96.8 |
| | May | 109.0 | 109.7 | 110.6 | 111.7 | 108.0 | 114.6 | 115.0 | 108.9 | 148.8 | 101.7 | 116.7 | 107.9 | 119.9 | 117.3 | 126.7 | 115.3 | 102.4 | 101.2 | 95.8 |
| | Jun | 109.4 | 110.5 | 110.7 | 110.1 | 108.7 | 116.3 | 114.3 | 110.1 | 154.4 | 102.2 | : | 107.6 | 121.3 | 116.8 | 127.0 | 114.6 | 102.7 | 104.0 | 99.0 |
| | Jul | 109.3 | 110.3 | 111.6 | 111.1 | 106.7 | 120.5 | 115.6 | 111.8 | : | 103.9 | : | 109.9 | 121.2 | 118.6 | 128.5 | 113.0 | 103.2 | 103.5 | 98.0 |
| | Aug | 109.8 | 110.8 | 111.1 | 110.2 | 109.5 | 120.4 | 117.5 | 111.8 | : | 109.1 | : | 107.0 | : | 120.0 | 126.5 | 110.3 | 103.5 | 105.6 | 102.7 |
| | Sep | : | : | : | 111.4 | : | : | : | : | : | : | : | : | : | : | : | : | : | : | : |

⁽¹⁾ Jährlich : arbeitstäglich bereinigt
Monatlich : Saisonbereinigte Angaben

⁽¹⁾ Annual : Data adjusted by working days
Monthly data : seasonally adjusted data

⁽¹⁾ Annuel : données corrigées des jours ouvrables
Mensuel : données désaisonnalisées

INDUSTRIELLE PRODUKTION
INDUSTRIAL PRODUCTION
PRODUCTION INDUSTRIELLE



| | Be- und verarbeitendes Gewerbe ⁽¹⁾ 0703 1995 = 100 | | | | | | | | | | Manufacturing ⁽¹⁾ 1995 = 100 | | | | Industrie manufacturière ⁽¹⁾ 1995 = 100 | | | | |
|----------|--|--------|-------|-------|-------|-------|-------|-------|-------|-------|--|-------|-------|-------|---|-------|-------|------|-------|
| | NACE Rev.1 | | | | | | | | | | | | | | | | | | |
| | EU-15 | EUR-11 | B | DK | D | EL | E | F | IRL | I | L | NL | A | P | FIN | S | UK | US | JP |
| 1995 | 100.1 | 100.0 | 100.0 | 100.0 | 100.0 | 100.0 | 100.0 | 100.0 | 100.0 | 100.0 | 100.0 | 100.0 | 100.0 | 100.3 | 100.1 | 100.6 | 100.2 | : | 100.0 |
| 1996 | 100.3 | 100.2 | 102.3 | 101.6 | 100.4 | 100.5 | 99.0 | 99.5 | 108.3 | 97.7 | 99.8 | 101.5 | 101.3 | 106.0 | 103.3 | 102.4 | 100.1 | : | 102.0 |
| 1997 | 104.9 | 105.2 | 107.3 | 107.2 | 104.4 | 102.1 | 106.3 | 104.4 | 126.2 | 101.5 | 107.1 | 106.0 | 108.0 | 109.6 | 113.6 | 109.8 | 101.9 | : | 105.9 |
| 1998 | 109.0 | 110.0 | 110.4 | 109.4 | 109.5 | 105.9 | 112.8 | 109.5 | 147.3 | 102.4 | 111.8 | 108.4 | 117.5 | 113.1 | 123.7 | 114.4 | 102.2 | : | 98.4 |
| 1998 Jul | 110.0 | 111.2 | 110.5 | 115.5 | 110.6 | 109.0 | 113.6 | 110.8 | 145.9 | 103.1 | 114.1 | 112.4 | 118.5 | 113.2 | 127.0 | 114.5 | 102.9 | 98.6 | 97.4 |
| Aug | 109.5 | 110.3 | 109.9 | 112.6 | 110.4 | 104.9 | 115.1 | 110.8 | 155.6 | 100.6 | 108.2 | 108.5 | 117.2 | 113.0 | 125.9 | 116.0 | 102.4 | 97.0 | 96.9 |
| Sep | 109.2 | 110.2 | 110.1 | 108.4 | 109.6 | 103.5 | 112.8 | 110.1 | 152.8 | 102.3 | 112.8 | 109.0 | 121.0 | 112.2 | 124.8 | 114.9 | 102.0 | 96.5 | 98.6 |
| Oct | 109.0 | 110.3 | 110.3 | 111.3 | 110.5 | 105.1 | 112.2 | 110.1 | 155.5 | 102.5 | 114.9 | 110.1 | 121.4 | 115.1 | 124.9 | 115.5 | 101.5 | 96.8 | 97.4 |
| Nov | 108.7 | 109.7 | 110.5 | 110.8 | 110.4 | 104.9 | 114.1 | 109.9 | 149.0 | 102.0 | 114.1 | 109.1 | 118.9 | 113.2 | 125.4 | 116.2 | 101.3 | 96.8 | 96.7 |
| Dec | 108.0 | 108.7 | 109.0 | 106.9 | 109.1 | 103.6 | 113.5 | 109.4 | 155.0 | 98.1 | 109.1 | 106.2 | 116.0 | 111.5 | 124.5 | 114.6 | 101.0 | 95.7 | 96.7 |
| 1999 Jan | 108.9 | 110.4 | 110.4 | 109.1 | 109.1 | 104.7 | 114.3 | 109.7 | 155.5 | 101.2 | : | 110.7 | 116.3 | 114.8 | 129.8 | 112.3 | 100.8 | 94.0 | 97.6 |
| Feb | 108.4 | 109.4 | 108.8 | 109.0 | 108.3 | 105.1 | 113.4 | 108.6 | 154.5 | 100.5 | : | 107.6 | 117.1 | 113.0 | 129.2 | 114.9 | 100.7 | 92.1 | 97.0 |
| Mar | 109.1 | 110.5 | 109.5 | 111.1 | 108.6 | 105.4 | 115.9 | 109.9 | 151.0 | 101.1 | : | 110.1 | 120.4 | 112.6 | 128.4 | 115.2 | 101.2 | 90.4 | 99.6 |
| Apr | 108.7 | 109.8 | 109.9 | 109.7 | 108.3 | 108.7 | 114.0 | 109.2 | 154.8 | 100.6 | : | 109.4 | 121.2 | 113.3 | 132.5 | 113.5 | 101.2 | 93.6 | 96.3 |
| May | 109.5 | 110.7 | 110.0 | 113.1 | 109.0 | 108.4 | 116.3 | 110.1 | 151.7 | 100.4 | : | 111.7 | 120.5 | 112.8 | 128.2 | 116.2 | 101.3 | 95.1 | 95.2 |
| Jun | 109.8 | 111.2 | 110.1 | 109.4 | 109.7 | 125.6 | 115.4 | 111.1 | 156.9 | 101.1 | : | 109.8 | 122.4 | 112.6 | 128.3 | 115.6 | 101.1 | 97.4 | 98.3 |
| Jul | 110.1 | 111.3 | 110.9 | 111.3 | 107.6 | 110.8 | 116.6 | 112.5 | : | 103.0 | : | 113.1 | 122.6 | 114.7 | 130.9 | 114.0 | 101.5 | 99.3 | 97.6 |
| Aug | 111.0 | 112.6 | 110.7 | 110.0 | 111.0 | 108.6 | 119.0 | 112.5 | : | 108.1 | : | 109.3 | : | 116.1 | 128.1 | 111.2 | 102.0 | 99.9 | 102.2 |
| Sep | : | : | : | 112.2 | : | : | : | : | : | : | : | : | : | : | : | : | : | : | : |

| | Baugewerbe ⁽¹⁾ 0704 1995 = 100 | | | | | | | | | | Construction ⁽¹⁾ 1995 = 100 | | | | Construction ⁽¹⁾ 1995 = 100 | | | | |
|----------|--|--------|-------|-------|-------|----|-------|-------|-----|-------|---|-------|---|---|---|---|----|----|----|
| | NACE Rev.1 5 | | | | | | | | | | | | | | | | | | |
| | EU-15 | EUR-11 | B | DK | D | EL | E | F | IRL | I | L | NL | A | P | FIN | S | UK | US | JP |
| 1995 | 100.0 | 100.0 | 100.0 | 100.0 | 100.0 | : | 100.0 | 100.0 | : | 100.0 | 100.0 | 100.0 | : | : | 100.0 | : | : | : | : |
| 1996 | 98.5 | 97.8 | 104.1 | 107.0 | 93.3 | : | 98.4 | 95.6 | : | 102.9 | 92.8 | 99.1 | : | : | 109.9 | : | : | : | : |
| 1997 | 98.2 | 96.6 | 106.5 | 118.4 | 89.5 | : | 94.8 | 94.6 | : | 102.7 | 95.0 | 101.7 | : | : | 120.1 | : | : | : | : |
| 1998 | 98.0 | 96.0 | 108.5 | 123.8 | 86.7 | : | 108.0 | 93.7 | : | : | 95.6 | 104.0 | : | : | 122.2 | : | : | : | : |
| 1998 Jun | 98.2 | 96.2 | 107.4 | 125.2 | 86.1 | : | 108.7 | 94.1 | : | 95.6 | 97.0 | 102.7 | : | : | 128.5 | : | : | : | : |
| Jul | 98.3 | 96.5 | 113.6 | 126.7 | 88.1 | : | 107.9 | 93.0 | : | : | 98.9 | 105.3 | : | : | 131.7 | : | : | : | : |
| Aug | 98.2 | 96.1 | 107.8 | 127.4 | 87.0 | : | 107.8 | 93.0 | : | : | 64.8 | 104.3 | : | : | 133.1 | : | : | : | : |
| Sep | 97.7 | 95.3 | 106.6 | 127.2 | 86.1 | : | 109.8 | 93.6 | : | : | 97.0 | 103.4 | : | : | 124.8 | : | : | : | : |
| Oct | 97.5 | 95.1 | 108.0 | 124.9 | 87.1 | : | 112.3 | 93.6 | : | : | 97.2 | 103.9 | : | : | 116.3 | : | : | : | : |
| Nov | 97.2 | 94.7 | 105.2 | 125.7 | 85.1 | : | 114.6 | 93.7 | : | : | 95.9 | 105.0 | : | : | 107.3 | : | : | : | : |
| Dec | 97.0 | 94.2 | 104.2 | 122.0 | 84.4 | : | 115.5 | 92.7 | : | : | 95.6 | 103.5 | : | : | 114.3 | : | : | : | : |
| 1999 Jan | 97.4 | 97.2 | 118.7 | 117.1 | 89.6 | : | 116.6 | 96.3 | : | : | 99.3 | 108.6 | : | : | 125.2 | : | : | : | : |
| Feb | 96.6 | 94.7 | 102.7 | 114.0 | 84.1 | : | 116.6 | 92.9 | : | : | 97.3 | 105.6 | : | : | 136.6 | : | : | : | : |
| Mar | 96.6 | 95.7 | 106.6 | 110.0 | 86.0 | : | 104.5 | 94.0 | : | : | 97.9 | 107.4 | : | : | 137.3 | : | : | : | : |
| Apr | 96.4 | 95.0 | 107.1 | 103.1 | 87.2 | : | : | 92.4 | : | : | 98.3 | 107.0 | : | : | 136.0 | : | : | : | : |
| May | 96.1 | 94.9 | 107.6 | 95.2 | 84.7 | : | : | 94.3 | : | : | 98.2 | 107.1 | : | : | 134.7 | : | : | : | : |
| Jun | 96.0 | 94.8 | 108.0 | 89.2 | 85.2 | : | : | 94.1 | : | : | : | 107.0 | : | : | 134.1 | : | : | : | : |
| Jul | : | 94.7 | 110.6 | : | 83.9 | : | : | 94.2 | : | : | : | : | : | : | : | : | : | : | : |
| Aug | : | : | 108.5 | : | 85.3 | : | : | 94.2 | : | : | : | : | : | : | : | : | : | : | : |

⁽¹⁾ Jährlich : arbeitstäglich bereinigt
 Monatlich : Saisonbereinigte Angaben

⁽¹⁾ Annual : Data adjusted by working days
 Monthly data : seasonally adjusted data

⁽¹⁾ Annuel : données corrigées des jours ouvrables
 Mensuel : données désaisonnalisées

PRODUKTION NACH INDUSTRIE-HAUPTGRUPPEN
PRODUCTION BY INDUSTRIAL GROUPINGS
PRODUCTION PAR REGROUPEMENTS INDUSTRIELS



| | Vorleistungsgüterindustrie ⁽¹⁾ 0801 1995 = 100 | | | | | | | | | Intermediate goods industry ⁽¹⁾ 1995 = 100 | | | | | Industries des biens intermédiaires 1995 = 100 | | | | | |
|----------|--|--------|-------|-------|-------|-------|-------|-------|-------|--|-------|-------|-------|-------|--|-------|-------|-------|-------|---|
| | EU-15 | EUR-11 | B | DK | D | EL | E | F | IRL | I | L | NL | A | P | FIN | S | UK | US | JP | |
| 1995 | 100.1 | 100.0 | 100.0 | 100.0 | 100.0 | 100.0 | 100.0 | 100.0 | 100.0 | 100.0 | 100.0 | 100.0 | 100.0 | 100.0 | 100.0 | 100.4 | 100.9 | : | 100.0 | |
| 1996 | 100.2 | 100.0 | 104.7 | 102.0 | 99.5 | 102.2 | 98.5 | 100.2 | 113.1 | 97.2 | 98.1 | 103.3 | 101.5 | 103.9 | 100.9 | 100.0 | 101.4 | : | 100.0 | |
| 1997 | 105.0 | 105.3 | 111.9 | 107.0 | 105.0 | 104.6 | 104.4 | 104.0 | 140.2 | 101.5 | 104.7 | 103.8 | 110.2 | 109.3 | 113.1 | 106.1 | 102.7 | : | 104.5 | |
| 1998 | 108.3 | 109.2 | 116.1 | 107.2 | 109.1 | 114.9 | 108.9 | 107.5 | 171.7 | 103.8 | 107.3 | 103.3 | 113.9 | 114.9 | 118.7 | 108.1 | 102.6 | : | 98.2 | |
| 1998 Jul | 108.5 | 109.5 | 115.7 | 111.4 | 110.1 | 117.4 | 110.2 | 106.7 | 160.5 | 104.0 | 110.0 | 105.2 | 115.4 | 115.6 | 120.6 | 107.8 | 102.6 | 98.5 | 96.9 | |
| Aug | 108.1 | 108.9 | 115.3 | 109.4 | 110.0 | 116.8 | 111.2 | 106.3 | 193.0 | 103.1 | 102.1 | 103.5 | 113.7 | 115.4 | 119.4 | 108.6 | 101.6 | 96.8 | 96.2 | |
| Sep | 108.2 | 109.1 | 116.0 | 107.1 | 109.5 | 118.5 | 108.6 | 105.7 | 188.5 | 103.5 | 108.9 | 102.0 | 114.1 | 115.9 | 117.2 | 107.0 | 101.2 | 97.2 | 97.5 | |
| Oct | 108.3 | 109.2 | 116.8 | 107.5 | 109.3 | 116.3 | 108.8 | 107.7 | 186.2 | 102.9 | 110.7 | 105.4 | 114.8 | 116.2 | 116.3 | 107.8 | 101.4 | 101.6 | 97.2 | |
| Nov | 108.2 | 109.2 | 116.9 | 108.4 | 109.4 | 119.6 | 110.1 | 108.8 | 175.3 | 103.5 | 108.7 | 107.9 | 112.6 | 116.9 | 117.2 | 106.3 | 100.9 | 104.2 | 97.2 | |
| Dec | 107.0 | 108.0 | 115.2 | 103.7 | 107.2 | 120.2 | 110.4 | 106.9 | 181.6 | 101.5 | 103.7 | 100.5 | 109.6 | 117.3 | 115.2 | 103.4 | 100.1 | 98.6 | 97.2 | |
| 1999 Jan | 107.9 | 109.1 | 116.8 | 107.6 | 109.3 | 117.8 | 110.8 | 106.8 | 177.1 | 102.8 | 104.8 | 96.5 | : | 118.4 | 118.5 | 105.5 | 99.5 | 108.3 | 99.7 | |
| Feb | 107.8 | 108.9 | 115.9 | 107.1 | 107.9 | 117.5 | 110.7 | 107.2 | 192.5 | 102.0 | 104.9 | 104.5 | : | 119.6 | 118.6 | 107.0 | 99.4 | 110.3 | 98.5 | |
| Mar | 108.4 | 109.6 | 116.1 | 108.9 | 109.3 | 115.8 | 110.7 | 108.5 | 176.7 | 102.6 | 108.3 | 103.2 | : | 120.2 | 119.2 | 107.0 | 99.9 | 107.6 | 101.9 | |
| Apr | 107.8 | 109.3 | 117.5 | 106.3 | 108.3 | 115.5 | 109.7 | 106.0 | 182.5 | 101.5 | 110.3 | 100.7 | : | 121.9 | 120.3 | 106.9 | 99.7 | 109.4 | 98.4 | |
| May | 108.4 | 109.5 | 118.0 | 112.5 | 108.5 | 116.4 | 112.7 | 107.7 | 167.5 | 101.5 | 111.6 | 101.2 | : | 123.0 | 122.6 | 107.8 | 99.8 | 112.7 | 97.7 | |
| Jun | 108.9 | 110.3 | 118.0 | 107.9 | 108.8 | 121.5 | 111.8 | 108.4 | 184.0 | 102.8 | : | 103.2 | : | 122.9 | 120.8 | 108.2 | 100.5 | 109.7 | 100.0 | |
| Jul | 109.1 | 110.2 | 119.3 | 110.6 | 107.6 | 125.2 | 113.6 | 109.3 | : | 104.4 | : | 104.5 | : | 122.6 | 122.4 | 110.7 | 101.2 | 113.0 | 99.7 | |
| Aug | 109.5 | 110.7 | 118.4 | 106.9 | 110.2 | 128.5 | 115.0 | 109.6 | : | 109.9 | : | 102.6 | : | 124.5 | 123.2 | 106.7 | 101.2 | 114.3 | 104.9 | |
| Sep | : | : | : | 109.3 | : | : | : | : | : | : | : | : | : | : | : | : | : | : | : | : |

| | Investitionsgüterindustrie ⁽¹⁾ 0802 1995 = 100 | | | | | | | | | Capital goods industry ⁽¹⁾ 1995 = 100 | | | | | Industries des biens d'investissement ⁽¹⁾ 1995 = 100 | | | | | |
|----------|--|--------|-------|-------|-------|-------|-------|-------|-------|---|-------|-------|-------|-------|---|-------|-------|-------|-------|---|
| | EU-15 | EUR-11 | B | DK | D | EL | E | F | IRL | I | L | NL | A | P | FIN | S | UK | US | JP | |
| 1995 | 100.1 | 100.0 | 100.0 | 100.0 | 100.0 | 100.0 | 100.0 | 100.0 | 100.0 | 100.0 | 100.0 | 100.0 | 100.0 | 100.0 | 100.3 | 100.8 | 100.2 | : | 100.0 | |
| 1996 | 101.7 | 101.7 | 103.3 | 101.3 | 101.0 | 97.2 | 102.6 | 100.2 | 109.2 | 101.0 | 110.1 | 105.9 | 100.4 | 118.6 | 108.2 | 104.3 | 101.5 | : | 106.4 | |
| 1997 | 106.5 | 106.6 | 104.6 | 105.0 | 105.2 | 101.9 | 113.2 | 106.2 | 128.9 | 102.3 | 109.2 | 110.1 | 107.8 | 119.7 | 120.4 | 115.2 | 103.8 | : | 109.8 | |
| 1998 | 113.2 | 113.7 | 109.9 | 108.4 | 113.2 | 114.8 | 122.7 | 114.2 | 153.0 | 101.0 | 126.0 | 113.8 | 117.2 | 126.0 | 144.2 | 123.7 | 108.0 | : | 96.6 | |
| 1998 Jul | 113.5 | 114.1 | 111.1 | 120.6 | 114.7 | 123.7 | 121.1 | 114.1 | 155.0 | 103.3 | 136.3 | 117.0 | 118.7 | 129.6 | 152.5 | 124.5 | 108.7 | 90.1 | 94.7 | |
| Aug | 114.0 | 114.2 | 109.9 | 114.1 | 114.5 | 122.1 | 122.8 | 114.7 | 153.6 | 99.2 | 128.9 | 108.3 | 117.8 | 118.6 | 148.4 | 126.4 | 109.9 | 94.7 | 93.7 | |
| Sep | 113.5 | 114.1 | 110.7 | 107.9 | 113.1 | 119.7 | 124.5 | 115.6 | 155.6 | 101.4 | 121.9 | 114.6 | 120.4 | 136.5 | 153.2 | 125.2 | 109.4 | 92.4 | 98.2 | |
| Oct | 114.1 | 114.6 | 110.7 | 113.1 | 115.4 | 117.1 | 123.0 | 115.6 | 164.7 | 100.2 | 127.1 | 115.0 | 121.3 | 129.1 | 160.0 | 125.7 | 109.6 | 91.4 | 91.7 | |
| Nov | 114.1 | 114.3 | 110.2 | 109.5 | 115.3 | 114.6 | 124.3 | 116.1 | 156.6 | 101.1 | 132.2 | 113.1 | 119.5 | 122.6 | 153.6 | 130.4 | 110.0 | 94.1 | 90.4 | |
| Dec | 114.0 | 114.2 | 109.4 | 103.9 | 114.9 | 113.6 | 124.2 | 114.2 | 162.5 | 93.7 | 117.5 | 110.2 | 112.8 | 113.2 | 151.4 | 129.7 | 110.9 | 98.0 | 90.3 | |
| 1999 Jan | 114.0 | 114.3 | 109.6 | 108.3 | 112.4 | 115.5 | 125.5 | 116.0 | 166.4 | 101.0 | 119.5 | 119.3 | 118.6 | 132.2 | 165.7 | 121.2 | 111.4 | 100.2 | 88.2 | |
| Feb | 113.7 | 113.8 | 107.9 | 104.5 | 110.6 | 123.9 | 124.8 | 115.0 | 156.5 | 99.9 | 124.0 | 111.7 | 118.3 | 122.4 | 164.2 | 126.1 | 111.7 | 99.6 | 89.3 | |
| Mar | 113.6 | 113.8 | 109.6 | 110.0 | 109.2 | 120.7 | 127.9 | 115.7 | 157.1 | 99.9 | 129.5 | 115.6 | 120.4 | 127.2 | 160.3 | 126.9 | 112.2 | 101.0 | 97.2 | |
| Apr | 113.7 | 113.8 | 107.9 | 106.7 | 111.2 | 129.8 | 124.3 | 114.4 | 166.1 | 99.3 | 138.4 | 111.5 | 122.7 | 124.6 | 171.4 | 123.0 | 112.5 | 104.5 | 86.9 | |
| May | 113.7 | 113.5 | 106.5 | 106.6 | 111.8 | 127.5 | 125.3 | 116.3 | 168.3 | 98.9 | 135.9 | 115.4 | 121.7 | 121.7 | 154.2 | 128.7 | 112.7 | 105.2 | 88.4 | |
| Jun | 113.3 | 113.6 | 108.2 | 103.9 | 113.0 | 125.1 | 125.3 | 115.9 | 171.7 | 98.6 | : | 111.1 | 121.8 | 115.1 | 157.2 | 126.7 | 113.1 | 103.6 | 91.8 | |
| Jul | 113.1 | 113.4 | 107.1 | 102.5 | 108.8 | 124.5 | 127.7 | 117.1 | : | 100.6 | : | 114.9 | 123.7 | 119.2 | 161.9 | 118.9 | 114.0 | 106.7 | 92.5 | |
| Aug | 113.1 | 113.4 | 107.5 | 103.6 | 113.3 | 125.3 | 126.4 | 114.8 | : | 103.0 | : | 104.6 | : | 123.2 | 151.9 | 118.1 | 115.0 | 106.8 | 95.8 | |
| Sep | : | : | : | 108.1 | : | : | : | : | : | : | : | : | : | : | : | : | : | : | : | : |

⁽¹⁾ Jährliche : Bereinigte Angaben je Arbeitstag
 Monatliche : Saisonbereinigte Angaben

⁽¹⁾ Annual : Data adjusted by working days
 Monthly data : seasonally adjusted data

⁽¹⁾ Annual : données corrigées des jours ouvrables
 Mensuel : données désaisonnalisées

PRODUKTION NACH INDUSTRIE-HAUPTGRUPPEN
PRODUCTION BY INDUSTRIAL GROUPINGS
PRODUCTION PAR REGROUPEMENTS INDUSTRIELS



| | Gebrauchsgüterindustrie ⁽¹⁾ 0803 1995 = 100 | | | | | | | | | Durable consumer goods industry ⁽¹⁾ 1995 = 100 | | | | | Industries des biens de consommation durables ⁽¹⁾ 1995 = 100 | | | | |
|----------|---|--------|-------|-------|-------|-------|-------|-------|-----|---|-------|-------|-------|-------|---|-------|-------|-------|-------|
| | EU-15 | EUR-11 | B | DK | D | EL | E | F | IRL | I | L | NL | A | P | FIN | S | UK | US | JP |
| 1995 | 100.1 | 100.0 | 100.0 | 100.0 | 100.0 | 100.0 | 100.0 | 100.0 | : | 100.0 | 100.0 | 100.0 | 100.0 | 100.0 | 99.9 | 100.6 | 100.2 | : | 100.0 |
| 1996 | 100.7 | 100.2 | 98.7 | 100.7 | 101.1 | 111.7 | 100.9 | 99.1 | : | 97.5 | : | 104.6 | 98.7 | 101.0 | 98.5 | 101.2 | 103.9 | : | 102.7 |
| 1997 | 103.9 | 103.0 | 97.1 | 108.7 | 101.9 | 121.1 | 107.1 | 104.9 | : | 102.2 | : | 112.4 | 95.0 | 103.5 | 109.7 | 111.7 | 107.5 | : | 111.0 |
| 1998 | 109.5 | 109.4 | 98.4 | 118.8 | 108.3 | 122.3 | 116.2 | 117.7 | : | 101.8 | : | 115.0 | 105.2 | 107.1 | 113.6 | 122.4 | 105.1 | : | 105.5 |
| 1998 Jul | 110.4 | 112.0 | 98.3 | 127.9 | 109.7 | 117.2 | 117.5 | 119.2 | : | 103.7 | : | 117.6 | 106.6 | 105.8 | 115.4 | 120.0 | 109.4 | 104.4 | 106.0 |
| Aug | 108.9 | 107.9 | 95.1 | 123.7 | 110.3 | 115.8 | 117.2 | 115.8 | : | 97.5 | : | 101.6 | 102.2 | 113.6 | 110.8 | 122.4 | 110.7 | 103.1 | 104.7 |
| Sep | 110.3 | 110.0 | 96.4 | 120.1 | 110.4 | 122.7 | 115.1 | 118.3 | : | 102.9 | : | 111.2 | 110.3 | 111.8 | 107.5 | 127.1 | 107.7 | 96.9 | 107.2 |
| Oct | 111.3 | 111.9 | 97.1 | 119.0 | 112.8 | 127.0 | 115.4 | 123.8 | : | 104.9 | : | 116.0 | 104.4 | 110.6 | 113.4 | 130.3 | 105.4 | 96.8 | 108.3 |
| Nov | 110.5 | 109.8 | 98.4 | 123.2 | 110.4 | 120.3 | 117.1 | 124.0 | : | 102.3 | : | 116.3 | 103.6 | 102.6 | 109.3 | 128.6 | 107.4 | 95.7 | 105.6 |
| Dec | 109.7 | 108.2 | 99.2 | 117.7 | 108.8 | 121.1 | 115.1 | 116.7 | : | 97.2 | : | 115.0 | 92.7 | 106.3 | 119.1 | 127.7 | 106.1 | 98.3 | 106.1 |
| 1999 Jan | 110.8 | 110.6 | 99.1 | 115.5 | 108.6 | 121.3 | 117.0 | 121.4 | : | 102.8 | : | 117.9 | : | 109.6 | 110.5 | 122.4 | 106.1 | 100.3 | 107.4 |
| Feb | 110.5 | 110.0 | 95.8 | 118.6 | 108.7 | 121.7 | 116.1 | 121.6 | : | 101.0 | : | 117.4 | : | 106.6 | 101.8 | 127.4 | 106.1 | 99.0 | 106.8 |
| Mar | 111.2 | 110.8 | 94.2 | 123.6 | 108.4 | 126.3 | 117.9 | 124.5 | : | 100.5 | : | 117.9 | : | 104.2 | 96.0 | 126.0 | 107.5 | 100.6 | 110.4 |
| Apr | 111.3 | 110.9 | 96.3 | 121.3 | 107.8 | 127.1 | 114.6 | 118.7 | : | 100.3 | : | 122.5 | : | 106.1 | 98.6 | 122.4 | 107.4 | 101.8 | 101.7 |
| May | 112.8 | 113.2 | 94.6 | 125.6 | 110.7 | 135.9 | 117.3 | 125.8 | : | 100.7 | : | 125.0 | : | 107.0 | 103.7 | 125.2 | 107.9 | 105.1 | 104.5 |
| Jun | 113.0 | 113.5 | 97.1 | 122.8 | 112.5 | 132.9 | 116.1 | 122.6 | : | 101.5 | : | 119.7 | : | 111.8 | 103.1 | 128.9 | 106.3 | 102.6 | 104.5 |
| Jul | 112.7 | 113.8 | 96.0 | 129.6 | 107.7 | 131.7 | 117.7 | 127.5 | : | 108.2 | : | 120.6 | : | 108.7 | 107.5 | 116.7 | 105.2 | 105.9 | 102.6 |
| Aug | 114.4 | 118.8 | 96.2 | 121.8 | 116.3 | 122.3 | 121.3 | 120.3 | : | 110.6 | : | 108.7 | : | 110.2 | 103.0 | 119.6 | 106.0 | 106.5 | 110.2 |
| Sep | : | : | : | 123.3 | : | : | : | : | : | : | : | : | : | : | : | : | : | : | : |

| | Verbrauchsgüterindustrie ⁽¹⁾ 0804 1995 = 100 | | | | | | | | | Non-durable consumer goods industry ⁽¹⁾ 1995 = 100 | | | | | Industries des biens de consommation non durables ⁽¹⁾ 1995 = 100 | | | | |
|----------|--|--------|-------|-------|-------|-------|-------|-------|-------|---|-------|-------|-------|-------|---|-------|-------|------|-------|
| | EU-15 | EUR-11 | B | DK | D | EL | E | F | IRL | I | L | NL | A | P | FIN | S | UK | US | JP |
| 1995 | 100.0 | 100.0 | 100.0 | 100.0 | 100.0 | 100.0 | 100.0 | 100.0 | 100.0 | 100.0 | 100.0 | 100.0 | 100.0 | 100.0 | 100.0 | 100.5 | 100.2 | : | 100.0 |
| 1996 | 100.2 | 99.9 | 98.9 | 101.8 | 100.6 | 99.1 | 96.0 | 99.0 | 101.2 | 99.1 | 99.3 | 103.5 | 100.6 | 104.5 | 102.4 | 105.5 | 100.8 | : | 100.1 |
| 1997 | 102.6 | 102.5 | 102.6 | 108.3 | 100.9 | 98.5 | 102.7 | 101.2 | 104.7 | 102.7 | 110.9 | 109.0 | 102.9 | 103.6 | 106.3 | 107.3 | 102.2 | : | 101.0 |
| 1998 | 103.6 | 103.9 | 103.7 | 110.1 | 100.6 | 102.8 | 106.7 | 104.4 | 108.6 | 103.1 | 126.3 | 111.6 | 100.0 | 109.5 | 107.0 | 109.9 | 100.6 | : | 97.8 |
| 1998 Jul | 104.2 | 104.1 | 103.9 | 112.9 | 101.6 | 105.8 | 108.2 | 104.8 | 108.9 | 103.4 | 126.2 | 114.0 | 100.4 | 110.2 | 107.9 | 110.1 | 101.0 | 69.4 | 97.4 |
| Aug | 103.5 | 103.9 | 103.3 | 111.9 | 100.6 | 102.3 | 107.7 | 105.7 | 110.3 | 101.2 | 108.0 | 113.0 | 100.5 | 110.1 | 107.8 | 112.4 | 100.7 | 76.7 | 98.2 |
| Sep | 103.2 | 103.8 | 102.7 | 107.1 | 100.5 | 99.8 | 106.2 | 105.1 | 109.9 | 103.4 | 128.5 | 110.4 | 99.4 | 107.6 | 106.0 | 112.3 | 100.6 | 77.9 | 98.2 |
| Oct | 103.4 | 104.0 | 102.3 | 111.9 | 100.4 | 101.5 | 105.7 | 105.6 | 112.1 | 104.5 | 135.8 | 111.1 | 98.5 | 108.6 | 104.9 | 112.3 | 99.6 | 77.1 | 98.8 |
| Nov | 103.3 | 104.0 | 103.0 | 111.3 | 100.9 | 102.7 | 107.4 | 104.2 | 110.8 | 103.7 | 131.1 | 110.9 | 99.1 | 108.4 | 104.1 | 111.1 | 99.1 | 82.3 | 98.2 |
| Dec | 103.1 | 104.1 | 102.1 | 110.0 | 100.5 | 102.7 | 107.8 | 104.9 | 108.5 | 101.9 | 125.6 | 109.1 | 98.1 | 110.0 | 104.0 | 111.7 | 99.2 | 85.7 | 98.7 |
| 1999 Jan | 104.1 | 104.3 | 102.1 | 109.7 | 100.0 | 104.2 | 108.6 | 106.4 | 107.7 | 104.1 | 125.5 | 112.8 | : | 110.9 | 106.1 | 109.9 | 97.7 | 90.4 | 98.9 |
| Feb | 103.1 | 104.3 | 100.8 | 112.1 | 101.5 | 103.7 | 105.1 | 106.0 | 111.2 | 102.9 | 118.2 | 112.0 | : | 106.2 | 106.2 | 110.2 | 98.3 | 88.1 | 97.7 |
| Mar | 104.3 | 104.7 | 101.2 | 111.2 | 102.1 | 104.9 | 108.5 | 107.2 | 112.8 | 104.1 | 123.7 | 112.7 | : | 105.4 | 105.8 | 110.4 | 98.1 | 79.5 | 97.6 |
| Apr | 104.0 | 104.7 | 100.9 | 113.1 | 100.0 | 106.0 | 108.7 | 106.1 | 112.4 | 103.4 | 123.1 | 112.7 | : | 103.2 | 105.7 | 109.8 | 99.3 | 88.8 | 98.5 |
| May | 104.4 | 104.8 | 100.7 | 115.6 | 100.7 | 105.7 | 109.8 | 107.4 | 111.4 | 102.6 | 124.5 | 115.0 | : | 103.9 | 105.9 | 110.9 | 99.1 | 88.6 | 94.8 |
| Jun | 103.8 | 105.0 | 98.8 | 111.9 | 101.2 | 104.1 | 109.2 | 107.4 | 112.4 | 102.8 | : | 113.1 | : | 110.1 | 106.1 | 109.0 | 98.9 | 87.2 | 99.4 |
| Jul | 105.6 | 105.5 | 100.5 | 114.2 | 100.9 | 106.6 | 110.1 | 108.3 | : | 104.7 | : | 116.4 | : | 108.7 | 108.5 | 110.6 | 98.8 | 85.3 | 96.2 |
| Aug | 105.9 | 106.0 | 99.4 | 115.1 | 102.1 | 108.0 | 111.8 | 108.4 | : | 108.8 | : | 116.9 | : | 108.7 | 106.1 | 105.9 | 99.2 | 85.3 | 99.4 |
| Sep | : | : | : | 115.4 | : | : | : | : | : | : | : | : | : | : | : | : | : | : | : |

⁽¹⁾ Jährliche : Bereinigte Angaben je Arbeitstag
 Monatliche : Saisonbereinigte Angaben

⁽¹⁾ Annual : Data adjusted by working days
 Monthly data : seasonally adjusted data

⁽¹⁾ Annuel : données corrigées des jours ouvrables
 Mensuel : données désaisonnalisées

PRODUKTION NACH AKTIVITÄTEN
PRODUCTION BY ACTIVITY
PRODUCTION PAR ACTIVITÉ



0901 Ernährungsgewerbe⁽¹⁾
1995 = 100

Manufacture of food products
and beverages⁽¹⁾
1995 = 100

Industries alimentaires⁽¹⁾
1995 = 100

NACE Rev.1 15

| | EU-15 | EUR-11 | B | DK | D | EL | E | F | IRL | I | L | NL | A | P | FIN | S | UK | US | JP |
|----------|-------|--------|-------|-------|-------|-------|-------|-------|-------|-------|-------|-------|-------|-------|-------|-------|-------|----|----|
| 1995 | 100.1 | 100.0 | 100.0 | 100.0 | 100.1 | 100.0 | 100.0 | 100.0 | 100.0 | 100.0 | 100.0 | 100.0 | 100.0 | 100.0 | 100.0 | 100.4 | 100.2 | : | : |
| 1996 | 101.0 | 100.9 | 104.3 | 98.1 | 101.5 | 98.0 | 96.4 | 101.5 | 101.8 | 98.4 | 98.4 | 103.1 | 98.8 | 105.2 | 103.5 | 106.1 | 101.6 | : | : |
| 1997 | 104.4 | 104.4 | 109.1 | 103.8 | 102.8 | 95.1 | 105.0 | 103.4 | : | 101.6 | 97.4 | 110.3 | 108.1 | 106.8 | 106.6 | 106.4 | 105.1 | : | : |
| 1998 | 105.3 | 105.9 | 111.4 | 102.7 | 102.0 | 99.1 | 109.1 | 105.7 | : | 102.8 | 95.5 | 111.4 | 112.7 | 109.9 | 107.4 | 103.7 | 103.1 | : | : |
| 1998 Jul | 105.3 | 106.1 | 111.0 | 104.9 | 102.2 | 103.3 | 108.1 | 106.9 | : | 103.9 | 94.6 | 113.0 | 110.1 | 109.8 | 107.6 | 105.1 | 102.8 | : | : |
| Aug | 105.6 | 106.4 | 110.8 | 105.8 | 101.9 | 98.6 | 112.0 | 106.9 | : | 106.1 | 93.0 | 111.5 | 110.1 | 111.0 | 108.0 | 111.2 | 103.5 | : | : |
| Sep | 104.4 | 104.9 | 110.2 | 103.7 | 100.1 | 85.0 | 107.6 | 106.6 | : | 103.7 | 97.4 | 107.4 | 112.2 | 110.7 | 106.4 | 105.9 | 103.3 | : | : |
| Oct | 105.0 | 105.4 | 110.6 | 103.3 | 101.2 | 96.9 | 106.9 | 106.7 | : | 102.5 | 95.8 | 109.8 | 115.6 | 111.4 | 106.6 | 104.9 | 102.9 | : | : |
| Nov | 104.8 | 105.1 | 109.9 | 102.2 | 102.2 | 100.5 | 108.5 | 106.0 | : | 102.2 | 98.7 | 108.1 | 115.7 | 110.4 | 106.3 | 103.2 | 102.9 | : | : |
| Dec | 105.4 | 106.4 | 108.9 | 99.8 | 102.3 | 98.7 | 113.1 | 105.5 | : | 99.1 | 98.7 | 109.5 | 115.2 | 110.1 | 104.0 | 102.4 | 104.3 | : | : |
| 1999 Jan | 105.4 | 106.9 | 108.7 | 99.9 | 101.7 | 103.7 | 109.5 | 105.5 | : | 105.0 | 95.5 | 110.1 | 114.4 | 111.9 | 106.9 | 102.4 | 103.0 | : | : |
| Feb | 104.2 | 105.2 | 107.0 | 99.7 | 102.5 | 103.9 | 109.2 | 105.6 | : | 103.0 | 97.4 | 109.9 | 113.1 | 111.7 | 110.4 | 102.9 | 102.2 | : | : |
| Mar | 106.0 | 107.4 | 107.4 | 100.1 | 105.0 | 105.3 | 109.0 | 107.5 | : | 104.4 | 97.0 | 111.7 | 114.1 | 112.2 | 109.2 | 101.7 | 102.9 | : | : |
| Apr | 105.3 | 106.4 | 106.4 | 102.5 | 102.1 | 105.5 | 109.3 | 105.6 | : | 104.3 | 97.0 | 114.0 | 112.2 | 111.9 | 110.1 | 101.9 | 102.1 | : | : |
| May | 105.6 | 107.1 | 105.9 | 102.5 | 102.1 | 104.4 | 111.9 | 107.2 | : | 103.4 | 101.7 | 113.7 | 111.5 | 108.7 | 108.7 | 102.7 | 101.6 | : | : |
| Jun | 106.0 | 107.3 | 102.7 | 98.4 | 104.2 | 108.6 | 110.3 | 107.8 | : | 104.7 | : | 112.9 | 113.5 | 111.0 | 111.7 | 102.8 | 101.3 | : | : |
| Jul | 106.9 | 108.7 | 105.9 | 99.7 | 104.4 | 107.6 | 111.8 | 108.8 | : | 108.5 | : | 115.1 | 114.5 | 112.7 | 113.2 | 105.0 | 101.7 | : | : |
| Aug | 106.7 | 108.6 | 104.0 | 102.5 | 104.8 | 105.6 | 112.7 | 108.8 | : | 108.8 | : | 114.7 | : | 113.3 | 111.8 | 99.3 | 102.1 | : | : |
| Sep | : | : | : | 105.2 | : | : | : | : | : | : | : | : | : | : | : | : | : | : | : |

0902 Textilgewerbe⁽¹⁾
1995 = 100

Manufacture of textiles⁽¹⁾
1995 = 100

Industrie textile⁽¹⁾
1995 = 100

NACE Rev.1 17

| | EU-15 | EUR-11 | B | DK | D | EL | E | F | IRL | I | L | NL | A | P | FIN | S | UK | US | JP |
|----------|-------|--------|-------|-------|-------|-------|-------|-------|-------|-------|-------|-------|-------|-------|-------|-------|-------|-------|-------|
| 1995 | 100.1 | 100.0 | 100.0 | 100.0 | 100.0 | 100.0 | 100.0 | 100.0 | 100.0 | 100.0 | 100.0 | 100.0 | 100.0 | 100.3 | 100.1 | 100.4 | 100.2 | : | 100.0 |
| 1996 | 96.7 | 96.3 | 101.0 | 108.1 | 94.2 | 96.8 | 94.6 | 94.0 | 94.8 | 94.8 | 81.4 | 100.0 | 97.6 | 105.3 | 105.1 | 98.8 | 96.1 | : | 96.7 |
| 1997 | 100.4 | 100.7 | 110.5 | 99.9 | 93.8 | 99.7 | 100.3 | 96.2 | : | 102.6 | 93.2 | 106.5 | 103.6 | 107.1 | 107.0 | 98.0 | 96.9 | : | : |
| 1998 | 98.1 | 99.0 | 111.0 | 108.6 | 94.1 | 97.3 | 101.3 | 94.2 | : | 99.3 | 98.8 | 110.3 | 106.5 | 100.5 | 107.1 | 92.1 | 92.0 | : | : |
| 1998 Jul | 98.8 | 100.2 | 108.7 | 114.6 | 95.7 | 101.1 | 103.0 | 92.7 | : | 98.2 | : | 112.0 | 110.7 | 103.1 | 116.0 | 94.1 | 94.1 | 109.3 | : |
| Aug | 97.8 | 97.7 | 111.3 | 116.9 | 94.3 | 103.3 | 104.7 | 92.7 | : | 96.6 | : | 110.8 | 111.9 | 103.3 | 111.3 | 90.9 | 92.7 | 108.8 | : |
| Sep | 96.3 | 98.6 | 110.4 | 107.0 | 94.6 | 94.9 | 102.5 | 94.8 | : | 98.5 | : | 109.1 | 109.0 | 97.6 | 115.7 | 88.1 | 91.5 | 108.6 | : |
| Oct | 96.9 | 98.0 | 109.2 | 107.9 | 94.1 | 92.5 | 100.6 | 93.6 | : | 98.4 | : | 112.4 | 109.5 | 98.6 | 100.1 | 87.2 | 89.3 | 111.9 | : |
| Nov | 96.4 | 97.0 | 109.8 | 114.0 | 93.3 | 91.7 | 101.7 | 95.0 | : | 95.2 | : | 109.2 | 106.2 | 97.5 | 103.8 | 85.6 | 87.5 | 109.3 | : |
| Dec | 92.1 | 91.2 | 107.3 | 107.9 | 92.7 | 92.4 | 97.5 | 91.8 | : | 90.5 | : | 100.1 | 101.0 | 97.3 | 100.5 | 88.0 | 86.3 | 107.3 | : |
| 1999 Jan | 95.8 | 96.7 | 108.9 | 109.0 | 89.4 | 84.8 | 98.6 | 91.9 | : | 95.7 | : | 116.4 | 106.4 | 101.1 | 100.5 | 88.5 | 87.0 | 106.4 | : |
| Feb | 94.6 | 95.8 | 107.5 | 101.8 | 89.7 | 86.5 | 97.4 | 91.6 | : | 95.9 | : | 104.1 | 102.8 | : | 107.8 | 88.7 | 86.4 | 106.4 | : |
| Mar | 94.6 | 96.6 | 109.7 | 104.9 | 92.0 | 85.1 | 97.8 | 93.1 | : | 95.5 | : | 103.6 | 103.0 | 97.5 | 105.7 | 89.2 | 86.2 | 106.3 | : |
| Apr | 94.8 | 95.4 | 108.2 | 99.2 | 89.8 | 86.0 | 93.9 | 92.1 | : | 96.0 | : | 106.3 | 104.3 | 97.5 | 105.1 | 92.7 | 88.4 | 108.8 | : |
| May | 95.6 | 96.3 | 107.4 | 101.4 | 92.1 | 87.9 | 93.2 | 92.3 | : | 96.3 | : | 113.2 | 102.9 | : | 111.4 | 90.0 | 89.5 | 107.3 | : |
| Jun | 93.5 | 95.6 | 110.0 | 101.5 | 91.1 | 88.9 | 88.2 | 93.1 | : | 95.1 | : | 104.7 | 100.9 | : | 113.6 | 87.5 | 86.3 | 109.6 | : |
| Jul | 95.5 | 96.1 | 109.2 | 101.7 | 88.8 | 86.2 | 86.3 | 88.6 | : | 98.2 | : | 105.5 | 102.8 | : | 114.6 | 90.8 | 86.2 | 109.7 | : |
| Aug | 95.2 | 95.3 | 107.5 | 99.2 | 95.3 | 87.1 | 82.7 | 88.6 | : | 99.3 | : | 104.5 | : | : | 107.1 | 82.8 | 86.3 | 109.1 | : |
| Sep | : | : | : | 106.0 | : | : | : | : | : | : | : | : | : | : | : | : | : | : | : |

(¹) Jährliche : Bereinigte Angaben je Arbeitstag
Monatliche : Saisonbereinigte Angaben

(¹) Annual : Data adjusted by working days
Monthly data : seasonally adjusted data

(¹) Annual : données corrigées des jours ouvrables
Mensuel : données désaisonnalisées

PRODUKTION NACH AKTIVITÄTEN
 PRODUCTION BY ACTIVITY
 PRODUCTION PAR ACTIVITÉ



| | | Bekleidungsgerbe ⁽¹⁾ 0903 1995 = 100 | | | | | | | | | | Manufacture of wearing apparel ⁽¹⁾ 1995 = 100 | | | | Industrie de l'habillement et des fourrures ⁽¹⁾ 1995 = 100 | | | | |
|------|-----|--|--------|-------|-------|------|-------|-------|-------|-------|-------|--|-------|-------|-------|---|-------|-------|-------|----|
| | | NACE Rev.1 1 | | | | | | | | | | | | | | | | | | |
| | | EU-15 | EUR-11 | B | DK | D | EL | E | F | IRL | I | L | NL | A | P | FIN | S | UK | US | JP |
| 1995 | | 100.1 | 100.0 | 100.0 | 100.0 | 99.9 | 100.0 | 100.0 | 100.0 | 100.0 | 100.0 | : | 100.0 | 100.0 | 100.6 | 99.7 | 100.1 | 100.3 | : | : |
| 1996 | | 96.2 | 95.4 | 76.0 | 99.9 | 91.8 | 85.8 | 95.6 | 83.1 | 99.6 | 100.6 | : | 96.3 | 88.5 | 113.5 | 99.6 | 94.9 | 101.7 | : | : |
| 1997 | | 91.9 | 91.7 | 64.5 | 104.1 | 85.8 | 82.9 | 97.7 | 74.9 | 84.4 | 100.6 | : | 96.9 | 77.8 | 109.6 | 97.8 | 103.7 | 92.6 | : | : |
| 1998 | | 89.5 | 90.4 | 54.1 | 102.7 | 81.4 | 77.9 | 100.6 | 68.5 | 75.6 | 100.6 | : | 104.2 | 78.2 | 116.9 | 92.8 | 98.8 | 83.5 | : | : |
| 1998 | Jul | 89.8 | 91.3 | 51.1 | 104.5 | 80.3 | 81.0 | 105.4 | 67.6 | 78.0 | 102.8 | : | 107.2 | 91.8 | 117.8 | 92.1 | 104.9 | 82.3 | 128.0 | : |
| | Aug | 88.9 | 89.6 | 52.8 | 109.5 | 81.2 | 78.7 | 94.5 | 67.6 | 74.2 | 99.3 | : | 115.6 | 83.0 | 117.2 | 95.2 | 107.5 | 80.8 | 126.8 | : |
| | Sep | 87.8 | 89.2 | 51.3 | 98.0 | 81.3 | 79.0 | 102.4 | 66.8 | 73.2 | 101.2 | : | 98.2 | 78.1 | 108.3 | 91.0 | 106.3 | 77.7 | 120.3 | : |
| | Oct | 88.1 | 89.9 | 48.7 | 109.8 | 81.3 | 78.5 | 99.1 | 64.0 | 76.8 | 101.5 | : | 107.8 | 81.9 | 115.8 | 90.9 | 105.9 | 78.9 | 124.0 | : |
| | Nov | 87.3 | 88.3 | 50.9 | 103.4 | 81.1 | 78.5 | 100.4 | 64.6 | 67.6 | 98.7 | : | 104.3 | 75.0 | 108.6 | 88.3 | 93.3 | 77.5 | 128.5 | : |
| | Dec | 86.1 | 87.5 | 47.6 | 101.4 | 78.8 | 72.3 | 98.7 | 64.0 | 59.1 | 99.3 | : | 96.7 | 75.1 | 115.1 | 90.7 | 79.4 | 78.9 | 125.7 | : |
| 1999 | Jan | 85.7 | 87.4 | 44.8 | 102.7 | 77.6 | 83.2 | 99.3 | 62.9 | 91.8 | 97.8 | : | 117.5 | 77.2 | 113.5 | 88.9 | 81.0 | 74.7 | 118.8 | : |
| | Feb | 84.9 | 86.6 | 42.9 | 98.9 | 76.9 | 74.8 | 101.2 | 63.4 | 82.7 | 96.6 | : | 107.4 | 73.0 | : | 87.4 | 82.1 | 74.1 | 124.8 | : |
| | Mar | 83.7 | 85.0 | 42.2 | 95.7 | 75.1 | 78.9 | 99.8 | 63.6 | 67.9 | 96.2 | : | 107.6 | 68.6 | 104.6 | 89.5 | 82.2 | 73.3 | 125.0 | : |
| | Apr | 82.5 | 83.9 | 41.1 | 99.5 | 74.7 | 79.6 | 98.6 | 62.5 | 50.4 | 95.0 | : | 110.1 | 66.1 | 99.3 | 84.1 | 72.6 | 73.5 | 124.8 | : |
| | May | 82.0 | 83.2 | 40.1 | 114.6 | 76.4 | 82.1 | 93.5 | 64.6 | 66.2 | 93.5 | : | 118.6 | 64.8 | : | 85.5 | 77.9 | 72.9 | 122.7 | : |
| | Jun | 81.5 | 83.5 | 39.9 | 101.6 | 77.3 | 67.8 | 99.1 | 63.0 | 61.7 | 93.4 | : | 105.6 | 68.6 | : | 89.5 | 73.2 | 71.3 | 132.6 | : |
| | Jul | 81.5 | 83.1 | 39.6 | 87.9 | 72.0 | 102.2 | 92.4 | 62.1 | : | 91.9 | : | 109.7 | 71.4 | : | 98.3 | 82.1 | 71.7 | 132.2 | : |
| | Aug | 80.8 | 83.0 | 37.4 | 73.1 | 71.5 | 72.6 | 103.4 | 62.1 | : | 96.2 | : | 118.4 | : | : | 84.2 | 80.7 | 70.6 | 133.2 | : |
| | Sep | : | : | : | 76.5 | : | : | : | : | : | : | : | : | : | : | : | : | : | : | : |

| | | Ledergewerbe ⁽¹⁾ 0904 1995 = 100 | | | | | | | | | | Tanning and dressing of leather ⁽¹⁾ 1995 = 100 | | | | Industrie du cuir et de la chaussure ⁽¹⁾ 1995 = 100 | | | | |
|------|-----|--|--------|-------|-------|-------|-------|-------|-------|-----|-------|---|-------|-------|-------|--|-------|-------|----|----|
| | | NACE Rev.1 1 | | | | | | | | | | | | | | | | | | |
| | | EU-15 | EUR-11 | B | DK | D | EL | E | F | IRL | I | L | NL | A | P | FIN | S | UK | US | JP |
| 1995 | | 100.0 | 100.0 | 100.0 | 100.0 | 100.0 | 100.0 | 100.0 | 100.0 | : | 100.0 | : | 100.0 | 100.0 | 100.0 | 99.5 | 100.5 | 100.2 | : | : |
| 1996 | | 96.0 | 95.9 | 104.5 | 91.8 | 90.9 | 84.6 | 94.0 | 90.7 | : | 99.1 | : | 102.4 | 93.9 | 97.9 | 98.7 | 104.2 | 98.2 | : | : |
| 1997 | | 96.9 | 96.4 | 106.0 | 100.5 | 89.5 | 74.5 | 99.0 | 89.0 | : | 100.5 | : | 110.6 | 97.2 | 93.9 | 99.3 | 102.8 | 103.8 | : | : |
| 1998 | | 91.9 | 92.2 | 110.8 | 105.4 | 87.3 | 65.3 | 101.5 | 81.3 | : | 92.7 | : | 115.1 | 100.3 | 94.6 | 102.1 | 100.2 | 89.2 | : | : |
| 1998 | Jul | 92.2 | 92.1 | 115.7 | 121.4 | 86.2 | 65.0 | 107.2 | 80.5 | : | 93.5 | : | 118.5 | 107.7 | 92.1 | 123.7 | 107.7 | 91.6 | : | : |
| | Aug | 90.8 | 90.7 | 111.8 | 109.4 | 88.3 | 62.6 | 118.0 | 80.5 | : | 87.5 | : | 119.5 | 97.8 | 92.1 | 103.1 | 101.9 | 87.8 | : | : |
| | Sep | 89.7 | 90.0 | 111.9 | 102.2 | 88.4 | 65.3 | 88.3 | 80.3 | : | 91.5 | : | 111.6 | 101.8 | 90.5 | 99.6 | 105.4 | 85.7 | : | : |
| | Oct | 88.6 | 89.7 | 112.4 | 100.0 | 85.7 | 62.6 | 88.9 | 80.8 | : | 90.7 | : | 111.1 | 107.4 | 95.7 | 100.9 | 101.2 | 85.3 | : | : |
| | Nov | 88.9 | 89.9 | 114.7 | 91.1 | 88.1 | 60.6 | 95.8 | 80.3 | : | 90.8 | : | 102.3 | 102.4 | 92.7 | 98.0 | 91.3 | 84.3 | : | : |
| | Dec | 89.1 | 89.9 | 110.8 | 90.9 | 86.9 | 62.7 | 96.0 | 78.4 | : | 89.4 | : | 99.7 | 101.2 | 95.3 | 101.9 | 93.8 | 84.8 | : | : |
| 1999 | Jan | 91.2 | 91.0 | 115.6 | 116.6 | 88.0 | 66.1 | 97.3 | 81.3 | : | 91.1 | : | 109.9 | 98.0 | 90.6 | 92.9 | 103.2 | 90.9 | : | : |
| | Feb | 90.0 | 90.6 | 112.8 | 109.1 | 86.0 | 62.5 | 105.9 | 78.9 | : | 90.4 | : | 119.2 | 103.7 | 88.0 | 106.5 | 101.5 | 87.8 | : | : |
| | Mar | 90.8 | 90.9 | 113.7 | 87.9 | 88.6 | 65.4 | 107.9 | 78.6 | : | 89.5 | : | 103.3 | 99.9 | 89.1 | 85.8 | 91.8 | 91.1 | : | : |
| | Apr | 89.7 | 90.3 | 115.8 | 109.2 | 86.8 | 58.2 | 110.9 | 77.9 | : | 89.5 | : | 104.6 | 100.5 | 87.5 | 86.2 | 96.1 | 86.7 | : | : |
| | May | 89.7 | 89.8 | 117.2 | 114.3 | 89.6 | 64.1 | 115.9 | 77.2 | : | 89.3 | : | 108.2 | 100.1 | 84.8 | 94.3 | 99.4 | 84.4 | : | : |
| | Jun | 87.0 | 88.3 | 113.9 | 105.1 | 88.0 | 65.8 | 118.8 | 73.2 | : | 86.2 | : | 99.0 | 97.8 | 87.6 | 92.2 | 91.3 | 84.6 | : | : |
| | Jul | 89.2 | 89.5 | 115.3 | 95.1 | 87.8 | 66.5 | 118.7 | 74.1 | : | 87.5 | : | 110.0 | 99.6 | 87.5 | 55.2 | 110.7 | 83.9 | : | : |
| | Aug | 89.1 | 90.0 | 112.7 | 84.6 | 88.3 | 52.4 | 111.1 | 74.1 | : | 92.1 | : | 111.0 | : | 86.5 | 88.8 | 94.6 | 83.5 | : | : |
| | Sep | : | : | : | 107.2 | : | : | : | : | : | : | : | : | : | : | : | : | : | : | : |

(1) Jährliche : Bereinigte Angaben je Arbeitstag
 Monatliche : Saisonbereinigte Angaben

(1) Annual : Data adjusted by working days
 Monthly data : seasonally adjusted data

(1) Annual : données corrigées des jours ouvrables
 Mensuel : données désaisonnalisées

PRODUKTION NACH AKTIVITÄTEN
PRODUCTION BY ACTIVITY
PRODUCTION PAR ACTIVITÉ



0905 Papiergewerbe⁽¹⁾
1995 = 100

Manufacture of pulp, paper and
paper products⁽¹⁾
1995 = 100

Industrie du papier et du
carton⁽¹⁾
1995 = 100

NACE Rev.1 21

| | EU-15 | EUR-11 | B | DK | D | EL | E | F | IRL | I | L | NL | A | P | FIN | S | UK | US | JP |
|----------|-------|--------|-------|-------|-------|-------|-------|-------|-------|-------|-------|-------|-------|-------|-------|-------|------|-------|----|
| 1995 | 100.1 | 100.0 | 100.0 | 100.0 | 100.1 | 100.0 | 100.0 | 100.0 | 100.0 | 100.0 | 100.0 | 100.0 | 100.0 | 100.1 | 99.9 | 100.5 | : | : | : |
| 1996 | 98.0 | 98.2 | 103.5 | 93.4 | 99.4 | 95.0 | 99.2 | 99.0 | 96.7 | 96.6 | : | 99.1 | 96.1 | 97.9 | 95.5 | 98.0 | : | : | : |
| 1997 | 103.3 | 104.7 | 113.9 | 98.4 | 101.8 | 90.4 | 108.0 | 105.0 | 99.5 | 102.7 | : | 105.9 | 102.4 | 99.4 | 109.6 | 106.6 | : | : | : |
| 1998 | 104.1 | 106.5 | 121.4 | 94.9 | 102.3 | 87.4 | 114.6 | 104.8 | 104.2 | 104.2 | : | 107.6 | 106.4 | 92.3 | 113.0 | 107.2 | : | : | : |
| 1998 Jul | 104.7 | 107.0 | 122.5 | 101.7 | 103.9 | 82.6 | 117.2 | 105.4 | 107.0 | 104.7 | : | 108.9 | 102.6 | 87.5 | 112.8 | 108.0 | 89.1 | 127.5 | : |
| Aug | 104.7 | 107.7 | 117.1 | 96.4 | 103.3 | 78.7 | 113.8 | 105.4 | 109.9 | 102.3 | : | 108.8 | 109.7 | 89.9 | 115.5 | 107.7 | 90.0 | 128.4 | : |
| Sep | 103.0 | 105.5 | 120.2 | 96.6 | 102.0 | 86.5 | 117.4 | 104.1 | 105.4 | 105.7 | : | 106.3 | 104.8 | 84.6 | 111.0 | 102.0 | 88.7 | 129.2 | : |
| Oct | 103.1 | 105.7 | 120.1 | 92.9 | 101.1 | 78.6 | 115.6 | 104.2 | 104.5 | 105.6 | : | 107.2 | 102.9 | 93.0 | 111.8 | 106.8 | 86.2 | : | : |
| Nov | 103.0 | 105.5 | 122.9 | 94.3 | 101.6 | 80.6 | 117.4 | 105.2 | 105.7 | 105.1 | : | 105.7 | 102.8 | 100.6 | 110.7 | 105.9 | 87.1 | : | : |
| Dec | 101.0 | 104.4 | 122.5 | 92.3 | 100.5 | 77.7 | 114.9 | 105.0 | 101.1 | 104.0 | : | 105.0 | 104.2 | 92.8 | 103.7 | 105.3 | 85.4 | : | : |
| 1999 Jan | 103.6 | 106.4 | 122.8 | 92.9 | 99.6 | 79.0 | 115.8 | 106.5 | 101.3 | 107.9 | : | 106.4 | 104.1 | 99.8 | 113.6 | 106.4 | 86.3 | : | : |
| Feb | 103.4 | 107.2 | 122.7 | 90.7 | 100.2 | 78.6 | 118.5 | 105.5 | 102.4 | 109.0 | : | 102.0 | 104.0 | 95.0 | 112.2 | 105.0 | 85.8 | : | : |
| Mar | 105.0 | 107.9 | 125.2 | 91.9 | 102.0 | 87.9 | 117.5 | 105.5 | 103.1 | 109.3 | : | 109.0 | 109.0 | 93.6 | 112.6 | 107.5 | 87.1 | : | : |
| Apr | 103.8 | 106.8 | 126.0 | 92.9 | 100.5 | 68.5 | 120.5 | 104.8 | 98.5 | 107.5 | : | 106.5 | 105.5 | 94.4 | 113.7 | 107.9 | 86.9 | : | : |
| May | 105.8 | 109.1 | 126.1 | 96.9 | 101.4 | 80.5 | 118.8 | 106.3 | 99.7 | 108.8 | : | 105.7 | 107.4 | 97.1 | 116.8 | 109.6 | 86.5 | : | : |
| Jun | 105.6 | 108.8 | 126.5 | 92.9 | 104.6 | 81.3 | 120.2 | 109.0 | 100.9 | 108.8 | : | 108.2 | 111.1 | 97.9 | 112.2 | 108.2 | 86.4 | : | : |
| Jul | 107.4 | 110.4 | 131.2 | 99.3 | 102.2 | 82.2 | 115.8 | 110.8 | : | 110.1 | : | 109.8 | 112.5 | 96.8 | 114.7 | 110.8 | 87.9 | : | : |
| Aug | 108.2 | 111.2 | 128.0 | 95.3 | 102.8 | 77.8 | 119.0 | 110.8 | : | 113.8 | : | 109.7 | : | 94.6 | 117.2 | 111.3 | 88.5 | : | : |
| Sep | : | : | : | 94.7 | : | : | : | : | : | : | : | : | : | : | : | : | : | : | : |

0906 Chemische Industrie⁽¹⁾
1995 = 100

Manufacture of chemicals and chemical
products⁽¹⁾
1995 = 100

Industrie chimique⁽¹⁾
1995 = 100

NACE Rev.1 24

| | EU-15 | EUR-11 | B | DK | D | EL | E | F | IRL | I | L | NL | A | P | FIN | S | UK | US | JP |
|----------|-------|--------|-------|-------|-------|-------|-------|-------|-------|-------|-------|-------|-------|-------|-------|-------|-------|-------|-------|
| 1995 | 100.1 | 100.0 | 100.0 | 100.0 | 100.1 | 100.0 | 100.0 | 100.0 | 100.0 | 100.0 | 100.0 | 100.0 | 100.0 | 100.1 | 100.0 | 100.5 | : | : | 100.0 |
| 1996 | 103.0 | 103.2 | 104.0 | 104.2 | 104.9 | 107.6 | 99.7 | 102.5 | 118.6 | 100.7 | 112.1 | 100.2 | 102.7 | 103.0 | 103.3 | 107.3 | : | : | 101.1 |
| 1997 | 109.2 | 110.2 | 116.2 | 114.0 | 110.9 | 111.6 | 106.7 | 109.1 | 156.4 | 105.1 | 132.4 | 104.9 | 102.8 | 106.9 | 109.6 | 113.4 | : | : | : |
| 1998 | 112.0 | 113.1 | 116.8 | 121.1 | 111.4 | 120.9 | 110.6 | 113.3 | 202.3 | 104.9 | 180.7 | 106.7 | 114.6 | 110.8 | 112.3 | 117.5 | : | : | : |
| 1998 Jul | 111.7 | 112.4 | 118.1 | 121.2 | 111.6 | 123.9 | 110.3 | 115.1 | 193.2 | 102.7 | 176.9 | 105.4 | 115.3 | 112.6 | 115.5 | 116.8 | 103.7 | 105.0 | : |
| Aug | 112.0 | 112.8 | 114.3 | 122.5 | 110.6 | 104.6 | 111.8 | 115.1 | 252.1 | 103.9 | 148.1 | 104.4 | 115.1 | 113.7 | 113.8 | 114.1 | 103.9 | 105.0 | : |
| Sep | 111.9 | 112.6 | 115.1 | 118.1 | 112.1 | 122.5 | 110.8 | 112.3 | 228.7 | 103.5 | 185.3 | 104.3 | 111.8 | 112.1 | 112.9 | 119.3 | 104.1 | 105.2 | : |
| Oct | 111.6 | 112.6 | 116.4 | 127.9 | 110.5 | 119.6 | 112.0 | 109.6 | 223.6 | 106.5 | 185.8 | 105.5 | 111.4 | 109.3 | 107.2 | 117.8 | 103.7 | 106.3 | : |
| Nov | 111.3 | 112.4 | 118.4 | 120.2 | 109.0 | 120.3 | 113.1 | 112.8 | 206.6 | 105.3 | 185.2 | 106.4 | 115.5 | 106.6 | 107.7 | 117.3 | 102.9 | 107.3 | : |
| Dec | 110.4 | 112.5 | 115.6 | 120.9 | 108.1 | 121.0 | 108.9 | 113.6 | 207.2 | 101.0 | 183.3 | 102.0 | 115.5 | 117.3 | 108.8 | 117.8 | 103.5 | : | : |
| 1999 Jan | 111.2 | 113.2 | 117.4 | 130.7 | 112.0 | 120.1 | 112.4 | 112.1 | 208.1 | 101.5 | 177.2 | 101.9 | 107.0 | 111.1 | 112.6 | 120.0 | 101.5 | : | : |
| Feb | 111.7 | 113.0 | 117.4 | 134.7 | 111.2 | 122.1 | 108.7 | 110.4 | 230.2 | 102.3 | 154.1 | 102.9 | 113.9 | 108.8 | 112.9 | 120.7 | 102.7 | : | : |
| Mar | 115.3 | 115.5 | 117.5 | 138.6 | 114.8 | 122.3 | 115.2 | 115.8 | 200.0 | 105.2 | 164.3 | 106.4 | 112.4 | 108.2 | 114.8 | 123.9 | 103.7 | : | : |
| Apr | 113.6 | 114.4 | 120.1 | 137.2 | 109.6 | 126.2 | 114.4 | 115.2 | 207.4 | 104.0 | 157.0 | 106.6 | 114.7 | 106.5 | 117.8 | 118.7 | 103.9 | : | : |
| May | 114.1 | 115.0 | 122.8 | 139.0 | 111.5 | 123.8 | 115.1 | 114.3 | 197.8 | 104.6 | 144.7 | 106.6 | 116.7 | 107.7 | 118.0 | 120.6 | 104.4 | : | : |
| Jun | 115.1 | 115.3 | 122.4 | 139.5 | 110.8 | 121.9 | 112.3 | 116.8 | 216.9 | 103.7 | : | 110.7 | 116.2 | 111.4 | 115.5 | 118.4 | 105.1 | : | : |
| Jul | 115.2 | 115.5 | 123.1 | 147.6 | 112.0 | 123.7 | 116.3 | 118.3 | : | 106.3 | : | 110.1 | 120.6 | 104.3 | 115.8 | 123.0 | 106.2 | : | : |
| Aug | 115.8 | 115.8 | 122.7 | 149.8 | 114.0 | 122.4 | 117.7 | 118.3 | : | 105.5 | : | 110.2 | : | 108.1 | 114.3 | 116.2 | 107.4 | : | : |
| Sep | : | : | : | 147.2 | : | : | : | : | : | : | : | : | : | : | : | : | : | : | : |

(¹) Jährliche : Bereinigte Angaben je Arbeitstag
Monatliche : Saisonbereinigte Angaben

(¹) Annual : Data adjusted by working days
Monthly data : seasonally adjusted data

(¹) Annual : données corrigées des jours ouvrables
Mensuel : données désaisonnalisées

PRODUKTION NACH AKTIVITÄTEN
PRODUCTION BY ACTIVITY
PRODUCTION PAR ACTIVITÉ



0907 Herstellung von Gummi- und Kunststoffwaren⁽¹⁾
 1995 = 100

Manufacture of rubber and plastic products⁽¹⁾
 1995 = 100

Industrie du caoutchouc et des plastiques⁽¹⁾
 1995 = 100

NACE Rev.1 5

| | EU-15 | EUR-11 | B | DK | D | EL | E | F | IRL | I | L | NL | A | P | FIN | S | UK | US | JP |
|----------|-------|--------|-------|-------|-------|-------|-------|-------|-----|-------|-------|-------|-------|-------|-------|-------|-------|----|----|
| 1995 | 100.1 | 100.0 | 100.0 | 100.0 | 100.0 | 100.0 | 100.0 | 100.0 | : | 100.0 | 100.0 | 100.0 | 100.0 | 100.5 | 100.1 | 100.5 | : | : | : |
| 1996 | 99.2 | 99.3 | 102.2 | 100.0 | 99.2 | 106.0 | 102.0 | 100.1 | : | 94.5 | 100.3 | 100.8 | 99.6 | 117.1 | 101.2 | 98.6 | : | : | : |
| 1997 | 104.6 | 105.5 | 111.9 | 108.1 | 104.6 | 106.2 | 109.3 | 104.3 | : | 103.7 | 106.7 | 107.5 | 103.1 | 131.5 | 108.2 | 106.5 | : | : | : |
| 1998 | 109.4 | 110.8 | 116.5 | 111.5 | 109.2 | 117.3 | 119.7 | 111.7 | : | 105.0 | 115.2 | 112.2 | 111.2 | 136.9 | 115.7 | 107.8 | : | : | : |
| 1998 Jul | 110.2 | 111.8 | 115.5 | 113.1 | 110.4 | 121.1 | 121.0 | 113.1 | : | 105.0 | 117.6 | 118.1 | 111.2 | 136.1 | 117.4 | 110.9 | 101.7 | : | : |
| Aug | 109.2 | 110.5 | 117.1 | 113.6 | 110.0 | 119.5 | 123.8 | 113.1 | : | 102.4 | 117.3 | 116.5 | 112.5 | 135.5 | 116.5 | 105.7 | 102.2 | : | : |
| Sep | 109.6 | 111.0 | 117.0 | 112.0 | 108.9 | 122.8 | 117.9 | 114.3 | : | 104.2 | 116.5 | 113.7 | 111.9 | 140.0 | 114.6 | 108.4 | 102.0 | : | : |
| Oct | 109.7 | 111.4 | 117.2 | 115.0 | 109.0 | 115.5 | 120.8 | 112.1 | : | 107.2 | 120.2 | 113.1 | 110.6 | 145.6 | 112.4 | 102.9 | 102.2 | : | : |
| Nov | 110.2 | 111.8 | 118.1 | 111.5 | 110.6 | 123.0 | 124.4 | 114.9 | : | 103.9 | 116.6 | 110.9 | 110.9 | 140.6 | 114.9 | 102.7 | 101.4 | : | : |
| Dec | 107.8 | 109.1 | 116.3 | 105.5 | 109.2 | 116.0 | 121.7 | 110.9 | : | 100.2 | 111.4 | 107.4 | 111.0 | 137.0 | 110.7 | 102.7 | 100.9 | : | : |
| 1999 Jan | 110.2 | 111.7 | 119.1 | 109.5 | 110.0 | 118.7 | 124.4 | 113.5 | : | 102.3 | 112.9 | 110.8 | 111.4 | 150.0 | 114.8 | 104.2 | 100.9 | : | : |
| Feb | 109.2 | 110.9 | 118.3 | 111.2 | 107.3 | 125.6 | 125.4 | 111.4 | : | 103.9 | 109.4 | 107.5 | 110.2 | : | 118.1 | 105.3 | 99.7 | : | : |
| Mar | 110.2 | 112.0 | 118.4 | 112.3 | 107.2 | 120.4 | 128.5 | 113.1 | : | 102.6 | 115.0 | 106.8 | 113.4 | 149.7 | 115.1 | 103.8 | 99.3 | : | : |
| Apr | 109.4 | 111.1 | 119.1 | 113.6 | 109.1 | 125.8 | 125.9 | 112.4 | : | 103.7 | 115.8 | 110.2 | 112.6 | 150.6 | 114.9 | 106.0 | 100.6 | : | : |
| May | 112.1 | 113.6 | 121.7 | 119.7 | 107.7 | 126.3 | 132.9 | 115.5 | : | 105.8 | 119.3 | 115.5 | 114.2 | 155.4 | 119.0 | 105.5 | 101.3 | : | : |
| Jun | 111.7 | 113.8 | 121.0 | 112.1 | 108.0 | 127.9 | 132.7 | 116.3 | : | 104.4 | : | 112.0 | 114.1 | 161.1 | 115.3 | 103.9 | 101.4 | : | : |
| Jul | 112.2 | 113.9 | 124.6 | 123.5 | 106.9 | 129.4 | 132.3 | 117.5 | : | 106.3 | : | 118.7 | 117.5 | 159.9 | 118.0 | 104.2 | 101.7 | : | : |
| Aug | 112.4 | 113.8 | 121.6 | 110.7 | 110.9 | 129.3 | 159.7 | 117.5 | : | 110.0 | : | 117.1 | : | 157.7 | 116.9 | 104.4 | 102.0 | : | : |
| Sep | : | : | : | 117.6 | : | : | : | : | : | : | : | : | : | : | : | : | : | : | : |

0908 Metallerzeugung und -bearbeitung⁽¹⁾
 1995 = 100

Manufacture of basic metals⁽¹⁾
 1995 = 100

Métallurgie⁽¹⁾
 1995 = 100

NACE Rev.1 7

| | EU-15 | EUR-11 | B | DK | D | EL | E | F | IRL | I | L | NL | A | P | FIN | S | UK | US | JP |
|----------|-------|--------|-------|-------|-------|-------|-------|-------|-------|-------|-------|-------|-------|-------|-------|-------|-------|-------|-------|
| 1995 | 100.0 | 100.0 | 100.0 | 100.0 | 100.0 | 100.0 | 100.0 | 100.0 | 100.0 | 100.0 | 100.0 | 100.0 | 100.0 | 100.4 | 100.0 | 100.4 | : | : | 100.0 |
| 1996 | 97.8 | 97.2 | 99.4 | 93.9 | 94.7 | 96.8 | 97.2 | 97.8 | 107.0 | 98.9 | 93.7 | 98.6 | 95.8 | 102.0 | 105.8 | 102.1 | : | : | 100.0 |
| 1997 | 104.1 | 104.2 | 99.9 | 104.9 | 103.8 | 107.8 | 103.7 | 106.1 | : | 101.5 | 102.8 | 104.7 | 111.2 | 114.0 | 112.5 | 106.6 | : | : | : |
| 1998 | 105.1 | 105.9 | 103.1 | 102.7 | 104.7 | 112.3 | 108.4 | 109.7 | : | 100.4 | 104.6 | 103.8 | 114.6 | 120.4 | 120.1 | 106.2 | : | : | : |
| 1998 Jul | 106.2 | 108.9 | 104.2 | 99.2 | 106.0 | 113.3 | 109.9 | 111.3 | : | 99.2 | 114.6 | 106.9 | 116.7 | 124.2 | 128.6 | 101.4 | 102.0 | 115.4 | : |
| Aug | 103.6 | 104.6 | 103.0 | 100.5 | 104.7 | 108.3 | 111.3 | 111.3 | : | 95.8 | 97.3 | 105.7 | 112.9 | 110.5 | 114.8 | 110.2 | 102.2 | 120.3 | : |
| Sep | 104.3 | 105.1 | 103.3 | 98.6 | 103.7 | 109.9 | 107.1 | 108.4 | : | 102.0 | 104.4 | 102.8 | 116.9 | 127.0 | 119.7 | 106.6 | 97.3 | 120.2 | : |
| Oct | 103.3 | 103.7 | 103.6 | 94.3 | 101.5 | 106.9 | 105.9 | 109.6 | : | 95.4 | 106.6 | 98.3 | 115.0 | 127.2 | 114.9 | 105.1 | 97.5 | 119.1 | : |
| Nov | 101.4 | 102.5 | 103.7 | 96.0 | 100.1 | 108.5 | 107.0 | 106.4 | : | 93.6 | 106.9 | 99.6 | 115.2 | 123.9 | 117.4 | 96.4 | 94.6 | 119.3 | : |
| Dec | 93.3 | 94.6 | 80.7 | 89.7 | 98.2 | 109.5 | 104.4 | 105.8 | : | 87.2 | 96.5 | 88.5 | 104.1 | 119.6 | 120.8 | 82.4 | 89.7 | 136.0 | : |
| 1999 Jan | 99.8 | 99.1 | 101.8 | 97.9 | 98.0 | 105.6 | 106.0 | 105.8 | : | 95.9 | 104.7 | 98.5 | 107.8 | 127.0 | 119.7 | 98.5 | 93.0 | 116.6 | : |
| Feb | 100.5 | 100.8 | 100.7 | 95.4 | 99.5 | 101.3 | 107.8 | 105.1 | : | 90.5 | 108.4 | 100.7 | 111.8 | 128.6 | 122.6 | 110.0 | 94.0 | 104.8 | : |
| Mar | 100.3 | 100.8 | 99.3 | 95.8 | 100.6 | 103.3 | 105.1 | 103.7 | : | 86.4 | 111.8 | 104.4 | 113.2 | 130.7 | 121.0 | 99.1 | 95.8 | 116.2 | : |
| Apr | 100.6 | 101.1 | 102.0 | 94.9 | 98.4 | 103.5 | 103.5 | 104.0 | : | 87.3 | 109.0 | 98.6 | 111.8 | 159.2 | 121.0 | 98.8 | 95.2 | 99.5 | : |
| May | 100.5 | 101.5 | 102.7 | 101.0 | 98.0 | 106.7 | 106.6 | 105.8 | : | 90.4 | 106.6 | 102.5 | 111.9 | 125.6 | 125.7 | 100.6 | 93.8 | 103.7 | : |
| Jun | 100.9 | 102.1 | 100.0 | 94.7 | 99.1 | 108.0 | 107.5 | 105.4 | : | 92.4 | : | 95.6 | 112.5 | 120.1 | 119.7 | 106.4 | 93.9 | 97.4 | : |
| Jul | 101.3 | 103.5 | 103.0 | 108.9 | 95.7 | 110.9 | 111.4 | 110.2 | : | 95.4 | : | 99.7 | 114.6 | 132.4 | 124.7 | 109.5 | 93.4 | 101.5 | : |
| Aug | 101.8 | 104.1 | 100.7 | 102.0 | 100.5 | 117.1 | 110.8 | 110.2 | : | 95.0 | : | 98.1 | : | 124.9 | 128.0 | 99.7 | 93.9 | 100.6 | : |
| Sep | : | : | : | 101.1 | : | : | : | : | : | : | : | : | : | : | : | : | : | : | : |

⁽¹⁾ Jährliche : Bereinigte Angaben je Arbeitstag
 Monatliche : Saisonbereinigte Angaben

⁽¹⁾ Annual : Data adjusted by working days
 Monthly data : seasonally adjusted data

⁽¹⁾ Annuel : données corrigées des jours ouvrables
 Mensuel : données désaisonnalisées

PRODUKTION NACH AKTIVITÄTEN
PRODUCTION BY ACTIVITY
PRODUCTION PAR ACTIVITÉ



0909 Erzeugung von Roheisen, Stahl und
Ferrolegierungen (EGKS)⁽¹⁾
1995 = 100

Manufacture of basic iron and
steel (ECSC)⁽¹⁾
1995 = 100

Sidérurgie (CECA)⁽¹⁾
1995 = 100

NACE Rev1. 271

| | EU-15 | EUR-11 | B | DK | D | EL | E | F | IRL | I | L | NL | A | P | FIN | S | UK | US | JP |
|----------|-------|--------|-------|-------|-------|-------|-------|-------|-------|-------|-------|-------|-------|-------|-------|-------|-------|-------|-------|
| 1995 | 100.0 | 100.0 | 100.0 | 100.0 | 100.0 | 100.0 | 100.0 | 100.0 | 100.0 | 100.0 | 100.0 | 100.0 | 100.0 | 100.0 | 100.0 | 100.0 | 100.0 | 100.0 | 100.0 |
| 1996 | 95.3 | 94.5 | 94.5 | 95.5 | 90.6 | 97.4 | 89.2 | 99.3 | 91.5 | 91.5 | 91.5 | 91.5 | 91.5 | 91.5 | 91.5 | 91.5 | 91.5 | 91.5 | 91.5 |
| 1997 | 102.6 | 90.7 | 106.4 | 97.5 | 109.0 | 94.1 | 106.9 | 110.1 | 110.1 | 110.1 | 110.1 | 110.1 | 110.1 | 110.1 | 110.1 | 110.1 | 110.1 | 110.1 | 110.1 |
| 1998 | 103.0 | 97.4 | 105.4 | 104.0 | 110.9 | 94.4 | 107.3 | 105.4 | 105.4 | 105.4 | 105.4 | 105.4 | 105.4 | 105.4 | 105.4 | 105.4 | 105.4 | 105.4 | 105.4 |
| 1998 Jun | 103.2 | 102.7 | 107.5 | 102.7 | 111.2 | 95.0 | 102.8 | 107.4 | 98.4 | 98.4 | 98.4 | 98.4 | 98.4 | 98.4 | 98.4 | 98.4 | 98.4 | 98.4 | 98.4 |
| Jul | 101.9 | 103.0 | 107.1 | 99.1 | 111.4 | 89.9 | 112.8 | 92.7 | 100.9 | 100.9 | 100.9 | 100.9 | 100.9 | 100.9 | 100.9 | 100.9 | 100.9 | 100.9 | 100.9 |
| Aug | 100.1 | 93.5 | 106.1 | 103.9 | 111.4 | 80.8 | 98.5 | 90.2 | 99.8 | 99.8 | 99.8 | 99.8 | 99.8 | 99.8 | 99.8 | 99.8 | 99.8 | 99.8 | 99.8 |
| Sep | 97.0 | 95.0 | 101.9 | 103.8 | 107.7 | 89.9 | 106.3 | 108.9 | 94.1 | 94.1 | 94.1 | 94.1 | 94.1 | 94.1 | 94.1 | 94.1 | 94.1 | 94.1 | 94.1 |
| Oct | 99.2 | 96.9 | 99.4 | 106.0 | 112.7 | 89.5 | 107.9 | 107.8 | 95.6 | 95.6 | 95.6 | 95.6 | 95.6 | 95.6 | 95.6 | 95.6 | 95.6 | 95.6 | 95.6 |
| Nov | 96.7 | 96.0 | 99.6 | 103.9 | 105.8 | 90.6 | 108.2 | 107.0 | 92.6 | 92.6 | 92.6 | 92.6 | 92.6 | 92.6 | 92.6 | 92.6 | 92.6 | 92.6 | 92.6 |
| Dec | 87.2 | 67.8 | 94.1 | 101.2 | 104.6 | 85.2 | 95.9 | 85.2 | 82.0 | 82.0 | 82.0 | 82.0 | 82.0 | 82.0 | 82.0 | 82.0 | 82.0 | 82.0 | 82.0 |
| 1999 Jan | 100.8 | 94.7 | 96.3 | 104.7 | 107.2 | 95.1 | 107.2 | 107.2 | 88.9 | 88.9 | 88.9 | 88.9 | 88.9 | 88.9 | 88.9 | 88.9 | 88.9 | 88.9 | 88.9 |
| Feb | 99.2 | 92.9 | 98.0 | 105.8 | 107.5 | 87.9 | 107.5 | 107.5 | 92.0 | 92.0 | 92.0 | 92.0 | 92.0 | 92.0 | 92.0 | 92.0 | 92.0 | 92.0 | 92.0 |
| Mar | 97.1 | 90.5 | 99.9 | 97.8 | 104.2 | 83.7 | 104.2 | 104.2 | 96.3 | 96.3 | 96.3 | 96.3 | 96.3 | 96.3 | 96.3 | 96.3 | 96.3 | 96.3 | 96.3 |
| Apr | 98.6 | 95.6 | 97.4 | 100.3 | 107.4 | 87.0 | 107.4 | 107.4 | 94.4 | 94.4 | 94.4 | 94.4 | 94.4 | 94.4 | 94.4 | 94.4 | 94.4 | 94.4 | 94.4 |
| May | 99.2 | 95.9 | 96.9 | 102.9 | 109.1 | 82.2 | 109.1 | 109.1 | 92.3 | 92.3 | 92.3 | 92.3 | 92.3 | 92.3 | 92.3 | 92.3 | 92.3 | 92.3 | 92.3 |
| Jun | 100.0 | 94.4 | 99.9 | 107.9 | 109.1 | 83.2 | 109.1 | 109.1 | 91.6 | 91.6 | 91.6 | 91.6 | 91.6 | 91.6 | 91.6 | 91.6 | 91.6 | 91.6 | 91.6 |
| Jul | 100.5 | 99.5 | 97.2 | 111.9 | 114.7 | 85.2 | 114.7 | 114.7 | 91.3 | 91.3 | 91.3 | 91.3 | 91.3 | 91.3 | 91.3 | 91.3 | 91.3 | 91.3 | 91.3 |
| Aug | 100.7 | 97.0 | 99.1 | 109.1 | 114.7 | 89.0 | 114.7 | 114.7 | 92.1 | 92.1 | 92.1 | 92.1 | 92.1 | 92.1 | 92.1 | 92.1 | 92.1 | 92.1 | 92.1 |

0910 Maschinenbau⁽¹⁾
1995 = 100

Manufacture of machinery and
equipment⁽¹⁾
1995 = 100

Fabrication de machines et
équipements⁽¹⁾
1995 = 100

NACE Rev1. 29

| | EU-15 | EUR-11 | B | DK | D | EL | E | F | IRL | I | L | NL | A | P | FIN | S | UK | US | JP |
|----------|-------|--------|-------|-------|-------|-------|-------|-------|-------|-------|-------|-------|-------|-------|-------|-------|-------|-------|-------|
| 1995 | 100.1 | 100.1 | 100.0 | 100.0 | 100.1 | 100.0 | 100.0 | 100.0 | 100.0 | 100.0 | 100.0 | 100.0 | 100.0 | 100.5 | 100.7 | 100.8 | 100.0 | 100.0 | 100.0 |
| 1996 | 100.6 | 101.3 | 100.1 | 98.3 | 100.6 | 110.1 | 101.4 | 100.5 | 103.2 | 101.6 | 123.4 | 103.8 | 103.8 | 100.4 | 104.7 | 96.5 | 100.0 | 100.0 | 100.0 |
| 1997 | 103.6 | 105.0 | 104.0 | 104.0 | 104.7 | 116.5 | 108.7 | 104.6 | 103.0 | 107.3 | 106.4 | 102.1 | 106.4 | 102.1 | 111.3 | 97.1 | 100.0 | 100.0 | 100.0 |
| 1998 | 106.6 | 108.6 | 107.6 | 105.4 | 109.5 | 117.9 | 116.0 | 107.3 | 102.7 | 123.8 | 120.0 | 103.4 | 120.0 | 103.4 | 111.1 | 97.1 | 100.0 | 100.0 | 100.0 |
| 1998 Jul | 107.1 | 109.6 | 108.2 | 118.3 | 111.7 | 121.0 | 117.4 | 108.2 | 103.4 | 135.5 | 119.9 | 104.1 | 119.9 | 104.1 | 110.1 | 100.4 | 95.8 | 100.0 | 100.0 |
| Aug | 106.3 | 108.1 | 109.4 | 108.7 | 110.3 | 105.2 | 116.4 | 108.2 | 102.3 | 126.9 | 120.0 | 101.8 | 120.0 | 101.8 | 107.9 | 99.3 | 95.3 | 100.0 | 100.0 |
| Sep | 105.7 | 107.4 | 106.5 | 105.6 | 106.9 | 121.3 | 115.7 | 108.8 | 101.9 | 114.0 | 122.9 | 105.2 | 122.9 | 105.2 | 110.9 | 97.1 | 93.8 | 100.0 | 100.0 |
| Oct | 105.6 | 107.7 | 105.0 | 107.3 | 108.0 | 118.9 | 115.4 | 106.5 | 101.2 | 119.6 | 124.5 | 105.4 | 124.5 | 105.4 | 108.4 | 96.3 | 93.8 | 100.0 | 100.0 |
| Nov | 105.5 | 107.3 | 103.5 | 106.0 | 110.0 | 109.0 | 120.3 | 105.5 | 101.9 | 121.4 | 119.9 | 101.4 | 119.9 | 101.4 | 105.2 | 92.3 | 93.5 | 100.0 | 100.0 |
| Dec | 105.1 | 107.2 | 102.7 | 98.7 | 109.4 | 120.4 | 116.1 | 105.3 | 94.2 | 124.5 | 117.0 | 101.1 | 117.0 | 101.1 | 112.1 | 88.0 | 93.1 | 100.0 | 100.0 |
| 1999 Jan | 104.8 | 107.3 | 104.0 | 101.6 | 106.6 | 111.3 | 115.7 | 105.3 | 102.2 | 108.0 | 117.8 | 107.0 | 117.8 | 107.0 | 112.3 | 92.2 | 89.4 | 100.0 | 100.0 |
| Feb | 104.3 | 106.6 | 101.3 | 100.5 | 106.2 | 113.3 | 118.5 | 105.8 | 100.1 | 123.4 | 124.6 | 103.3 | 124.6 | 103.3 | 108.7 | 90.6 | 88.9 | 100.0 | 100.0 |
| Mar | 104.1 | 106.4 | 103.0 | 105.5 | 105.8 | 118.3 | 123.3 | 106.8 | 99.3 | 128.5 | 121.0 | 102.1 | 121.0 | 102.1 | 105.8 | 99.3 | 89.9 | 100.0 | 100.0 |
| Apr | 103.9 | 106.4 | 98.1 | 102.2 | 106.4 | 137.1 | 116.0 | 104.8 | 99.6 | 145.6 | 122.0 | 102.9 | 122.0 | 102.9 | 111.6 | 93.1 | 90.6 | 100.0 | 100.0 |
| May | 103.7 | 106.1 | 97.0 | 102.6 | 107.4 | 124.0 | 120.0 | 105.4 | 99.2 | 152.3 | 122.8 | 109.8 | 122.8 | 109.8 | 93.4 | 90.5 | 100.0 | 100.0 | 100.0 |
| Jun | 103.3 | 106.0 | 96.7 | 99.7 | 107.2 | 123.2 | 116.2 | 106.2 | 100.4 | 123.6 | 123.6 | 103.5 | 123.6 | 103.5 | 108.5 | 92.7 | 89.5 | 100.0 | 100.0 |
| Jul | 103.1 | 106.1 | 97.6 | 97.3 | 103.7 | 124.9 | 117.5 | 107.3 | 102.3 | 121.3 | 121.3 | 106.0 | 121.3 | 106.0 | 111.1 | 102.2 | 90.9 | 100.0 | 100.0 |
| Aug | 103.2 | 106.5 | 94.5 | 95.3 | 108.3 | 116.9 | 120.8 | 107.3 | 107.9 | 101.9 | 101.9 | 103.5 | 101.9 | 103.5 | 92.2 | 90.9 | 100.0 | 100.0 | 100.0 |
| Sep | | | | 98.2 | | | | | | | | | | | | | | | |

(¹) Jährliche : Bereinigte Angaben je Arbeitstag
Monatliche : Saisonbereinigte Angaben

(¹) Annual : Data adjusted by working days
Monthly data : seasonally adjusted data

(¹) Annual : données corrigées des jours ouvrables
Mensuel : données désaisonnalisées

PRODUKTION NACH AKTIVITÄTEN
PRODUCTION BY ACTIVITY
PRODUCTION PAR ACTIVITÉ



| | | 0911 Herstellung von Geräten der Elektrizitätserzeugung, -verteilung u.ä. ⁽¹⁾ -1995 = 100 | | | | | | | | | | Manufacture of electrical machinery and apparatus ⁽¹⁾ 1995 = 100 | | | | | Fabrication de machines et appareils électriques ⁽¹⁾ 1995 = 100 | | | | |
|------|-----|--|--------|---|-------|-------|-------|-------|-------|-----|-------|--|-------|-------|-------|-------|---|-------|----|----|--|
| | | NACE Rev.1 1 | | | | | | | | | | | | | | | | | | | |
| | | EU-15 | EUR-11 | B | DK | D | EL | E | F | IRL | I | L | NL | A | P | FIN | S | UK | US | JP | |
| 1995 | | 100.1 | 100.0 | : | 100.0 | 100.0 | 100.0 | 100.0 | 100.0 | : | 100.0 | 100.0 | 100.0 | 100.0 | 100.6 | 100.0 | 100.5 | : | : | : | |
| 1996 | | 99.4 | 98.9 | : | 106.1 | 100.4 | 106.3 | 100.6 | 97.1 | : | 88.2 | 95.0 | 104.2 | 107.4 | 103.4 | 108.0 | 98.3 | : | : | : | |
| 1997 | | 104.0 | 104.2 | : | 118.6 | 106.2 | 122.5 | 112.9 | 97.6 | : | 93.2 | 114.8 | 107.0 | 121.2 | 109.1 | 116.1 | 103.8 | : | : | : | |
| 1998 | | 110.0 | 111.3 | : | 120.7 | 112.2 | 130.4 | 124.3 | 103.0 | : | 95.5 | 94.9 | 110.9 | 171.0 | 116.3 | 124.5 | 110.6 | : | : | : | |
| 1998 | Jul | 112.4 | 113.7 | : | 115.8 | 113.9 | 125.2 | 123.0 | 105.2 | : | 95.2 | 99.0 | 109.8 | 218.4 | 122.0 | 139.5 | 110.2 | 98.1 | : | : | |
| | Aug | 111.6 | 112.5 | : | 128.1 | 113.7 | 112.2 | 122.1 | 105.2 | : | 93.5 | 74.3 | 122.5 | 160.7 | 115.2 | 125.3 | 112.1 | 96.5 | : | : | |
| | Sep | 111.1 | 112.6 | : | 119.2 | 112.2 | 133.5 | 127.2 | 103.7 | : | 94.7 | 93.5 | 103.6 | 239.4 | 121.5 | 120.4 | 111.2 | 95.1 | : | : | |
| | Oct | 109.6 | 111.3 | : | 125.8 | 113.4 | 127.4 | 125.5 | 101.9 | : | 94.0 | 83.8 | 111.2 | 174.9 | 116.7 | 119.3 | 111.8 | 94.0 | : | : | |
| | Nov | 110.1 | 111.3 | : | 136.7 | 113.6 | 140.8 | 130.2 | 103.5 | : | 93.6 | 73.7 | 109.3 | 173.3 | 121.0 | 116.9 | 116.4 | 95.6 | : | : | |
| | Dec | 107.5 | 108.9 | : | 123.3 | 111.0 | 143.9 | 129.9 | 102.1 | : | 90.5 | 67.9 | 104.4 | 165.5 | 108.3 | 119.3 | 107.6 | 96.9 | : | : | |
| 1999 | Jan | 111.1 | 111.9 | : | 136.2 | 112.6 | 126.7 | 126.3 | 100.9 | : | 94.2 | 72.6 | 116.8 | 175.7 | 111.6 | 120.4 | 111.9 | 100.4 | : | : | |
| | Feb | 108.9 | 109.8 | : | 137.8 | 112.5 | 135.7 | 125.9 | 97.4 | : | 92.0 | 66.6 | 107.1 | 163.5 | 115.4 | 119.5 | 114.7 | 100.5 | : | : | |
| | Mar | 110.6 | 111.3 | : | 141.0 | 112.6 | 128.2 | 129.3 | 97.8 | : | 90.6 | 117.0 | 102.7 | 187.0 | 120.6 | 117.4 | 121.0 | 100.0 | : | : | |
| | Apr | 108.8 | 110.2 | : | 121.8 | 110.8 | 132.8 | 122.9 | 97.3 | : | 91.6 | 59.5 | 102.0 | 200.3 | 118.0 | 118.9 | 114.2 | 96.9 | : | : | |
| | May | 110.3 | 110.6 | : | 151.2 | 112.6 | 139.5 | 129.8 | 97.5 | : | 90.3 | 58.7 | 106.5 | 203.4 | 122.3 | 119.5 | 113.3 | 96.8 | : | : | |
| | Jun | 112.0 | 113.3 | : | 147.5 | 113.4 | 135.1 | 135.0 | 101.2 | : | 91.2 | : | 112.0 | 201.7 | : | 124.2 | 112.4 | 95.7 | : | : | |
| | Jul | 110.7 | 111.1 | : | 143.4 | 110.5 | 135.2 | 129.9 | 102.4 | : | 90.9 | : | 119.2 | 185.1 | : | 116.9 | 115.6 | 99.8 | : | : | |
| | Aug | 110.8 | 111.4 | : | 133.8 | 113.3 | 156.1 | 127.7 | 102.4 | : | 90.4 | : | 105.6 | : | : | 124.7 | 111.1 | 99.3 | : | : | |
| | Sep | : | : | : | 139.4 | : | : | : | : | : | : | : | : | : | : | : | : | : | : | : | |

| | | 0912 Fahrzeugbau ⁽¹⁾⁽²⁾ 1995 = 100 | | | | | | | | | | Manufacture of transport equipment ⁽¹⁾⁽²⁾ 1995 = 100 | | | | | Fabrication de matériels de transport ⁽¹⁾⁽²⁾ 1995 = 100 | | | | |
|------|-----|---|--------|-------|-------|-------|-------|-------|-------|-------|-------|--|-------|-------|-------|-------|---|-------|----|----|--|
| | | NACE Rev.1 5 | | | | | | | | | | | | | | | | | | | |
| | | EU-15 | EUR-11 | B | DK | D | EL | E | F | IRL | I | L | NL | A | P | FIN | S | UK | US | JP | |
| 1995 | | 100.1 | 100.0 | 100.0 | 100.0 | 100.0 | 100.0 | 100.0 | 100.0 | 100.0 | 100.0 | : | 100.0 | 100.0 | 100.0 | 100.0 | 100.5 | : | : | : | |
| 1996 | | 100.4 | 99.3 | 98.9 | 92.6 | 92.8 | 98.9 | 100.3 | 102.6 | 124.3 | 104.6 | : | 103.5 | 89.2 | 82.2 | 93.6 | 101.9 | : | : | : | |
| 1997 | | 106.0 | 104.0 | 110.8 | 88.3 | 88.4 | 95.4 | 138.3 | 105.4 | 137.4 | 115.1 | : | 102.2 | 96.4 | 71.8 | 92.9 | 110.5 | : | : | : | |
| 1998 | | 110.0 | 107.5 | 112.0 | 85.3 | 90.7 | 102.9 | 145.9 | 109.6 | 146.3 | 115.1 | : | 106.7 | 123.5 | 89.1 | 95.3 | 108.3 | : | : | : | |
| 1998 | Jul | 113.9 | 106.7 | 110.2 | 106.6 | 90.3 | 102.8 | 144.4 | 108.6 | 133.5 | 115.6 | : | 105.8 | 117.2 | 78.6 | 92.1 | 111.6 | 125.1 | : | : | |
| | Aug | 109.5 | 106.9 | 121.0 | 86.7 | 92.0 | 91.6 | 154.5 | 108.6 | 146.0 | 105.0 | : | 107.5 | 123.9 | 97.0 | 96.6 | 109.8 | 126.2 | : | : | |
| | Sep | 110.4 | 108.0 | 111.6 | 83.5 | 91.1 | 105.2 | 149.0 | 109.0 | 148.8 | 115.7 | : | 105.8 | 130.4 | 91.7 | 93.3 | 108.6 | 127.3 | : | : | |
| | Oct | 110.5 | 108.1 | 114.6 | 85.2 | 92.4 | 104.4 | 144.6 | 111.0 | 137.8 | 116.2 | : | 107.6 | 113.9 | 78.2 | 94.1 | 105.3 | 130.0 | : | : | |
| | Nov | 111.1 | 109.0 | 121.4 | 80.7 | 96.6 | 106.9 | 147.7 | 109.2 | 139.7 | 115.8 | : | 111.7 | 124.6 | 88.4 | 90.7 | 104.3 | 130.9 | : | : | |
| | Dec | 113.6 | 107.4 | 107.8 | 79.8 | 91.7 | 105.4 | 150.0 | 111.3 | 157.0 | 109.5 | : | 102.4 | 116.5 | 90.7 | 95.4 | 102.7 | 132.5 | : | : | |
| 1999 | Jan | 112.7 | 107.8 | 120.6 | 78.6 | 93.5 | 102.7 | 147.7 | 108.0 | 145.3 | 109.9 | : | 110.2 | 135.6 | 88.9 | 96.8 | 102.8 | 136.4 | : | : | |
| | Feb | 109.2 | 105.1 | 122.7 | 76.4 | 88.8 | 104.7 | 157.5 | 104.6 | 142.8 | 107.2 | : | 102.4 | 140.1 | 89.4 | 92.3 | 103.6 | 137.7 | : | : | |
| | Mar | 108.3 | 106.9 | 122.2 | 73.9 | 91.7 | 102.8 | 158.5 | 105.1 | 162.4 | 110.7 | : | 111.8 | 155.2 | 86.8 | 93.9 | 100.3 | 137.2 | : | : | |
| | Apr | 110.8 | 106.8 | 123.5 | 67.5 | 92.9 | 106.8 | 155.8 | 103.5 | 152.5 | 113.7 | : | 104.3 | 133.3 | 84.2 | 91.4 | 103.8 | 135.5 | : | : | |
| | May | 111.1 | 106.0 | 127.0 | 73.9 | 92.0 | 102.4 | 156.4 | 103.4 | 156.5 | 108.2 | : | 107.0 | 133.3 | 81.8 | 92.5 | 104.6 | 134.9 | : | : | |
| | Jun | 109.2 | 107.1 | 129.6 | 65.4 | 94.4 | 100.9 | 150.3 | 106.5 | 137.0 | 110.6 | : | 106.9 | 130.0 | 83.3 | 93.1 | 107.3 | 134.0 | : | : | |
| | Jul | 110.7 | 108.2 | 142.4 | 62.9 | 94.7 | 103.5 | 147.2 | 105.0 | : | 116.6 | : | 102.7 | 141.2 | 75.0 | 90.4 | 118.9 | 134.5 | : | : | |
| | Aug | 111.1 | 106.1 | 130.0 | 65.2 | 91.8 | 98.4 | 157.7 | 105.0 | : | 112.6 | : | 93.1 | : | 81.5 | 87.0 | 95.5 | 135.4 | : | : | |
| | Sep | : | : | : | 64.2 | : | : | : | : | : | : | : | : | : | : | : | : | : | : | : | |

(1) Jährliche : Bereinigte Angaben je Arbeitstag
 Monatliche : Saisonbereinigte Angaben

(1) Annual : Data adjusted by working days
 Monthly data : seasonally adjusted data

(1) Annuel : données corrigées des jours ouvrables
 Mensuel : données désaisonnalisées

(2) Ohne Wagen

(2) Excluding car

(2) Automobiles exclues

PRODUKTION NACH AKTIVITÄTEN
PRODUCTION BY ACTIVITY
PRODUCTION PAR ACTIVITÉ



0913 Energieversorgung⁽¹⁾
1995 = 100

Electricity, gas, steam and hot
water supply⁽¹⁾
1995 = 100

Production et distribution
d'électricité, de gaz et de
chaleur⁽¹⁾ - 1995 = 100

NACE Rev.1 40

| | EU-15 | EUR-11 | B | DK | D | EL | E | F | IRL | I | L | NL | A | P | FIN | S | UK | US | JP |
|----------|-------|--------|-------|----|-------|-------|-------|-------|-----|-------|-------|-------|-------|-------|-------|---|----|------|-------|
| 1995 | 100.0 | 100.0 | 100.0 | : | 100.1 | 100.0 | 100.0 | 100.0 | : | 100.0 | 100.0 | 100.0 | 100.0 | 100.0 | 100.0 | : | : | : | 100.0 |
| 1996 | 103.5 | 103.3 | 104.1 | : | 105.5 | 102.4 | 100.6 | 104.2 | : | 100.4 | 99.2 | 103.2 | 97.6 | 105.0 | 109.8 | : | : | : | 102.9 |
| 1997 | 104.2 | 104.0 | 106.2 | : | 104.7 | 104.2 | 107.0 | 102.2 | : | 103.5 | 98.2 | 103.5 | 100.4 | 101.9 | 109.7 | : | : | : | : |
| 1998 | 107.5 | 106.7 | 113.9 | : | 104.9 | 154.3 | 108.4 | 103.7 | : | 107.4 | 102.0 | 105.7 | 102.5 | 124.3 | 111.2 | : | : | : | : |
| 1998 Jun | 108.0 | 106.3 | 112.6 | : | 105.7 | 143.3 | 107.7 | 106.3 | : | 107.6 | 102.4 | 106.4 | 101.2 | 121.2 | 113.8 | : | : | 66.5 | : |
| Jul | 108.4 | 106.8 | 115.4 | : | 105.6 | 157.3 | 111.7 | 101.0 | : | 109.7 | 103.5 | 109.2 | 103.9 | 129.6 | 112.7 | : | : | 68.0 | : |
| Aug | 109.3 | 106.8 | 114.7 | : | 108.4 | 164.5 | 111.1 | 101.0 | : | 107.1 | 105.2 | 106.9 | 100.7 | 130.6 | 108.8 | : | : | 68.6 | : |
| Sep | 108.4 | 106.6 | 114.8 | : | 106.3 | 172.4 | 110.8 | 100.2 | : | 106.5 | 102.2 | 107.6 | 108.2 | 128.5 | 107.2 | : | : | 68.6 | : |
| Oct | 109.2 | 107.6 | 115.3 | : | 104.1 | 170.1 | 110.2 | 105.3 | : | 103.9 | 103.4 | 110.0 | 105.9 | 132.2 | 110.3 | : | : | 68.7 | : |
| Nov | 111.6 | 110.6 | 115.7 | : | 104.1 | 189.3 | 110.4 | 108.0 | : | 110.2 | 104.2 | 110.0 | 111.5 | 130.0 | 114.4 | : | : | 69.9 | : |
| Dec | 109.7 | 110.7 | 116.6 | : | 103.7 | 191.8 | 116.1 | 104.2 | : | 113.6 | 100.7 | 104.4 | 114.8 | 137.9 | 110.7 | : | : | 73.3 | : |
| 1999 Jan | 105.0 | 104.5 | 111.0 | : | 103.0 | 185.7 | 112.9 | 99.8 | : | 108.2 | 101.2 | 99.9 | 76.8 | 134.9 | 111.2 | : | : | 82.1 | : |
| Feb | 110.3 | 110.6 | 114.1 | : | 106.6 | 191.0 | 112.3 | 105.0 | : | 109.7 | 104.8 | 107.2 | 89.8 | 142.0 | 111.3 | : | : | 90.1 | : |
| Mar | 108.6 | 108.3 | 113.6 | : | 103.3 | 183.3 | 110.1 | 104.1 | : | 110.6 | 103.5 | 105.9 | 99.0 | 143.5 | 109.8 | : | : | 92.8 | : |
| Apr | 107.4 | 105.8 | 114.4 | : | 104.2 | 181.8 | 107.3 | 104.6 | : | 106.6 | 101.3 | 105.5 | : | 147.0 | 108.0 | : | : | 93.1 | : |
| May | 108.4 | 106.8 | 112.8 | : | 104.0 | 180.8 | 112.3 | 102.4 | : | 107.3 | 102.1 | 106.8 | : | 152.0 | 108.0 | : | : | 91.7 | : |
| Jun | 111.1 | 108.5 | 115.8 | : | 104.7 | 197.7 | 113.6 | 105.3 | : | 110.8 | : | 109.2 | : | 150.9 | 106.0 | : | : | 89.6 | : |
| Jul | 113.4 | 110.8 | 114.6 | : | 104.2 | 209.9 | 114.9 | 110.1 | : | 112.8 | : | 111.6 | : | 149.6 | 105.7 | : | : | 88.3 | : |
| Aug | 114.4 | 109.9 | 114.3 | : | 101.4 | 214.7 | 115.8 | 110.1 | : | 119.8 | : | 108.8 | : | 143.3 | 107.8 | : | : | 88.8 | : |

(*) Jährliche : Bereinigte Angaben je Arbeitstag
Monatliche : Saisonbereinigte Angaben

(*) Annual : Data adjusted by working days
Monthly data : seasonally adjusted data

(*) Annual : données corrigées des jours ouvrables
Mensuel : données désaisonnalisées

INDUSTRIELLER ERZEUGERPREISINDEX
INDUSTRIAL PRODUCER PRICE INDEX
INDICE DES PRIX À LA PRODUCTION INDUSTRIELLE



| | 1001 Industrie insgesamt (ohne Baugewerbe) 1995 = 100 | | | | | | | | | | | | | | | | | | | Total industry (excluding construction) 1995 = 100 | | | | | | | | | | | | | | | | | | | Ensemble de l'industrie sans bâtiment 1995 = 100 | | | | | | | | | | | | | | | | | | |
|----------|---|--------|-------|-------|-------|-------|-------|-------|-------|-------|-------|-------|---|-------|-------|-------|-------|-------|-------|--|--|--|--|--|--|--|--|--|--|--|--|--|--|--|--|--|--|--|--|--|--|--|--|--|--|--|--|--|--|--|--|--|--|--|--|--|--|
| | NACE Rev.1 CE | | | | | | | | | | | | | | | | | | | | | | | | | | | | | | | | | | | | | | | | | | | | | | | | | | | | | | | | |
| | EU-15 | EUR-11 | B | DK | D | EL | E | F | IRL | I | L | NL | A | P | FIN | S | UK | US | JP | | | | | | | | | | | | | | | | | | | | | | | | | | | | | | | | | | | | | | |
| 1995 | 100.0 | 100.0 | 100.0 | 100.0 | 100.0 | 100.0 | 100.0 | 100.0 | 100.0 | 100.0 | 100.0 | 100.0 | : | 100.0 | 100.0 | 100.0 | 100.0 | 100.0 | 100.0 | | | | | | | | | | | | | | | | | | | | | | | | | | | | | | | | | | | | | | |
| 1996 | 103.7 | 100.7 | : | : | 101.5 | 107.4 | : | 102.6 | 101.8 | 101.9 | 99.6 | 101.8 | : | 103.8 | 105.9 | 100.6 | 100.6 | 102.4 | 98.1 | | | | | | | | | | | | | | | | | | | | | | | | | | | | | | | | | | | | | | |
| 1997 | 105.6 | 101.7 | : | : | 100.9 | 111.1 | : | 107.6 | 101.9 | 103.2 | 101.4 | 104.5 | : | 106.1 | 111.0 | 101.7 | 100.3 | 102.4 | 98.8 | | | | | | | | | | | | | | | | | | | | | | | | | | | | | | | | | | | | | | |
| 1998 | : | 100.8 | : | : | 101.1 | : | : | : | 101.9 | 103.3 | : | 103.1 | : | : | 113.9 | 101.3 | 100.2 | : | : | | | | | | | | | | | | | | | | | | | | | | | | | | | | | | | | | | | | | | |
| 1998 Jul | 100.6 | 100.6 | 101.6 | 103.2 | 99.7 | 114.0 | 102.1 | 98.4 | 102.4 | 103.4 | 101.7 | 102.6 | : | 102.8 | 99.4 | 101.7 | 99.5 | 100.1 | 97.5 | | | | | | | | | | | | | | | | | | | | | | | | | | | | | | | | | | | | | | |
| Aug | 100.4 | 100.4 | 101.0 | 102.8 | 99.5 | 113.9 | 102.0 | 98.0 | 102.3 | 103.1 | 101.3 | 102.3 | : | 102.0 | 99.0 | 101.2 | 99.5 | 99.6 | 97.4 | | | | | | | | | | | | | | | | | | | | | | | | | | | | | | | | | | | | | | |
| Sep | 100.2 | 100.2 | 100.5 | 103.1 | 99.4 | 114.3 | 101.6 | 97.8 | 101.8 | 103.0 | 100.4 | 102.2 | : | 101.7 | 98.6 | 100.9 | 99.3 | 99.2 | 97.2 | | | | | | | | | | | | | | | | | | | | | | | | | | | | | | | | | | | | | | |
| Oct | 99.9 | 99.8 | 99.9 | 102.2 | 98.9 | 114.1 | 101.4 | 97.5 | 101.5 | 102.8 | 99.4 | 101.6 | : | 101.2 | 97.8 | 100.5 | 99.5 | 99.4 | 97.0 | | | | | | | | | | | | | | | | | | | | | | | | | | | | | | | | | | | | | | |
| Nov | 99.7 | 99.4 | 99.2 | 102.0 | 98.5 | 113.6 | 101.2 | 97.1 | 101.3 | 102.6 | 98.5 | 101.5 | : | 99.8 | 97.0 | 100.1 | 100.4 | 99.1 | 96.7 | | | | | | | | | | | | | | | | | | | | | | | | | | | | | | | | | | | | | | |
| Dec | 99.5 | 99.1 | 98.6 | 101.9 | 98.3 | 113.3 | 100.9 | 96.4 | 101.3 | 102.4 | 100.4 | 101.3 | : | 99.2 | 96.5 | 100.2 | 100.9 | 98.4 | 96.7 | | | | | | | | | | | | | | | | | | | | | | | | | | | | | | | | | | | | | | |
| 1999 Jan | 99.3 | 98.8 | 98.2 | 102.3 | 97.8 | 113.7 | 100.9 | 96.4 | 101.3 | 102.2 | 99.7 | 100.9 | : | 97.0 | 96.0 | 100.2 | 100.8 | 98.5 | 96.5 | | | | | | | | | | | | | | | | | | | | | | | | | | | | | | | | | | | | | | |
| Feb | 99.1 | 98.7 | 98.0 | 102.2 | 97.7 | 113.8 | 101.2 | 96.3 | 101.4 | 102.0 | 99.1 | 100.8 | : | 97.0 | 95.8 | 99.7 | 100.5 | 98.0 | 96.3 | | | | | | | | | | | | | | | | | | | | | | | | | | | | | | | | | | | | | | |
| Mar | 99.3 | 99.0 | 98.4 | 102.2 | 97.7 | 114.3 | 101.4 | 97.2 | 101.3 | 101.9 | 98.0 | 101.3 | : | 97.9 | 96.0 | 99.8 | 100.2 | 98.3 | 96.1 | | | | | | | | | | | | | | | | | | | | | | | | | | | | | | | | | | | | | | |
| Apr | 99.8 | 99.6 | 99.5 | 102.9 | 98.3 | 115.7 | 101.6 | 98.2 | 102.1 | 102.1 | 96.8 | 101.4 | : | 99.9 | 96.6 | 100.4 | 100.1 | 99.0 | 95.9 | | | | | | | | | | | | | | | | | | | | | | | | | | | | | | | | | | | | | | |
| May | 99.9 | 99.7 | 99.8 | 103.4 | 98.3 | 115.8 | 101.9 | 98.3 | 102.3 | 102.1 | 97.3 | 101.6 | : | 102.2 | 97.0 | 100.6 | 100.0 | 99.8 | 95.9 | | | | | | | | | | | | | | | | | | | | | | | | | | | | | | | | | | | | | | |
| Jun | 100.0 | 99.8 | 100.0 | 103.9 | 98.4 | 116.0 | 102.2 | 98.5 | 102.6 | 102.1 | 97.8 | 101.8 | : | 103.3 | 97.2 | 100.9 | 99.7 | 100.3 | 95.9 | | | | | | | | | | | | | | | | | | | | | | | | | | | | | | | | | | | | | | |
| Jul | 100.6 | 100.5 | 100.9 | 104.4 | 98.7 | 117.7 | 102.8 | 99.7 | : | 102.8 | 98.2 | 102.9 | : | 103.8 | 98.1 | 101.6 | 99.8 | 100.6 | 96.0 | | | | | | | | | | | | | | | | | | | | | | | | | | | | | | | | | | | | | | |
| Aug | 101.0 | 100.9 | : | 104.9 | 98.8 | : | 103.4 | 100.4 | : | 103.1 | : | 103.2 | : | 106.2 | 98.5 | 102.0 | 100.1 | : | : | | | | | | | | | | | | | | | | | | | | | | | | | | | | | | | | | | | | | | |
| Sep | : | : | : | : | : | : | : | : | : | : | : | : | : | : | 98.9 | : | 100.4 | : | : | | | | | | | | | | | | | | | | | | | | | | | | | | | | | | | | | | | | | | |

| | 1002 Be- und verarbeitendes Gewerbe 1995 = 100 | | | | | | | | | | | | | | | | | | | Manufacturing 1995 = 100 | | | | | | | | | | | | | | | | | | | Industrie manufacturière 1995 = 100 | | | | | | | | | | | | | | | | | | |
|----------|---|--------|-------|-------|-------|-------|-------|-------|-------|-------|-------|-------|---|-------|-------|-------|-------|-------|-------|-----------------------------|--|--|--|--|--|--|--|--|--|--|--|--|--|--|--|--|--|--|--|--|--|--|--|--|--|--|--|--|--|--|--|--|--|--|--|--|--|
| | NACE Rev.1 | | | | | | | | | | | | | | | | | | | | | | | | | | | | | | | | | | | | | | | | | | | | | | | | | | | | | | | | |
| | EU-15 | EUR-11 | B | DK | D | EL | E | F | IRL | I | L | NL | A | P | FIN | S | UK | US | JP | | | | | | | | | | | | | | | | | | | | | | | | | | | | | | | | | | | | | | |
| 1995 | 100.0 | 100.0 | 100.0 | 100.0 | 100.0 | 100.0 | 100.0 | 100.0 | 100.0 | 100.0 | 100.0 | 100.0 | : | 100.0 | 100.0 | 100.0 | 100.0 | 100.0 | 100.0 | | | | | | | | | | | | | | | | | | | | | | | | | | | | | | | | | | | | | | |
| 1996 | 99.0 | 101.1 | 101.4 | 102.2 | 91.8 | 107.7 | : | 97.2 | 100.8 | 102.8 | 99.7 | 101.7 | : | 105.8 | 108.6 | 100.7 | 102.1 | 102.4 | 99.2 | | | | | | | | | | | | | | | | | | | | | | | | | | | | | | | | | | | | | | |
| 1997 | 99.0 | 101.7 | 104.8 | 94.9 | 93.8 | 111.4 | : | 95.8 | : | 102.5 | 101.6 | 103.8 | : | 109.0 | 113.6 | 101.8 | 101.5 | 102.4 | : | | | | | | | | | | | | | | | | | | | | | | | | | | | | | | | | | | | | | | |
| 1998 | 95.0 | 101.1 | 102.5 | : | 90.7 | : | : | : | : | 103.3 | : | 102.5 | : | : | 117.9 | 101.3 | 99.2 | : | : | | | | | | | | | | | | | | | | | | | | | | | | | | | | | | | | | | | | | | |
| 1998 Jul | 100.9 | 101.0 | 101.6 | 103.1 | 100.8 | 114.6 | 102.7 | 98.0 | : | 103.3 | 95.4 | 102.2 | : | 104.2 | 97.8 | 101.7 | 99.3 | 100.1 | : | | | | | | | | | | | | | | | | | | | | | | | | | | | | | | | | | | | | | | |
| Aug | 100.6 | 100.7 | 100.9 | 102.8 | 100.5 | 114.3 | 102.5 | 97.6 | : | 103.2 | 95.4 | 101.9 | : | 103.1 | 97.3 | 101.2 | 99.1 | 99.6 | : | | | | | | | | | | | | | | | | | | | | | | | | | | | | | | | | | | | | | | |
| Sep | 100.5 | 100.6 | 100.3 | 103.1 | 100.4 | 114.8 | 102.3 | 97.5 | : | 103.1 | 95.4 | 101.7 | : | 102.6 | 97.1 | 100.9 | 98.8 | 99.2 | : | | | | | | | | | | | | | | | | | | | | | | | | | | | | | | | | | | | | | | |
| Oct | 100.1 | 100.2 | 99.8 | 102.1 | 100.2 | 114.5 | 101.9 | 96.8 | : | 102.9 | 95.4 | 101.2 | : | 102.0 | 96.2 | 100.5 | 98.7 | 99.4 | : | | | | | | | | | | | | | | | | | | | | | | | | | | | | | | | | | | | | | | |
| Nov | 99.8 | 99.9 | 99.1 | 102.0 | 100.0 | 114.0 | 101.7 | 96.4 | : | 102.6 | 95.4 | 101.1 | : | 101.3 | 95.5 | 100.1 | 98.2 | 99.1 | : | | | | | | | | | | | | | | | | | | | | | | | | | | | | | | | | | | | | | | |
| Dec | 99.5 | 99.6 | 98.5 | 101.8 | 99.7 | 113.6 | 101.4 | 95.6 | : | 102.8 | 95.4 | 100.9 | : | 100.5 | 94.9 | 100.2 | 97.6 | 98.4 | : | | | | | | | | | | | | | | | | | | | | | | | | | | | | | | | | | | | | | | |
| 1999 Jan | 99.4 | 99.5 | 98.2 | 102.3 | 99.5 | 113.9 | 101.5 | 95.6 | : | 102.9 | 95.4 | 101.0 | : | 99.4 | 94.4 | 100.3 | 97.4 | 98.5 | : | | | | | | | | | | | | | | | | | | | | | | | | | | | | | | | | | | | | | | |
| Feb | 99.3 | 99.5 | 97.8 | 102.2 | 99.4 | 113.8 | 101.8 | 95.5 | : | 102.7 | 95.4 | 100.9 | : | 99.4 | 94.1 | 99.7 | 97.6 | 98.0 | : | | | | | | | | | | | | | | | | | | | | | | | | | | | | | | | | | | | | | | |
| Mar | 99.6 | 99.7 | 98.5 | 102.1 | 99.5 | 114.3 | 102.0 | 96.4 | : | 102.5 | 95.4 | 101.4 | : | 100.5 | 94.3 | 99.8 | 97.8 | 98.3 | : | | | | | | | | | | | | | | | | | | | | | | | | | | | | | | | | | | | | | | |
| Apr | 100.2 | 100.3 | 99.6 | 102.9 | 99.9 | 115.9 | 102.3 | 97.6 | : | 102.4 | 104.7 | 101.7 | : | 103.2 | 95.2 | 100.4 | 98.9 | 99.0 | : | | | | | | | | | | | | | | | | | | | | | | | | | | | | | | | | | | | | | | |
| May | 100.3 | 100.3 | 100.1 | 103.3 | 99.8 | 116.1 | 102.7 | 97.7 | : | 102.0 | 104.7 | 101.9 | : | 105.3 | 95.7 | 100.6 | 98.9 | 99.8 | : | | | | | | | | | | | | | | | | | | | | | | | | | | | | | | | | | | | | | | |
| Jun | 100.3 | 100.4 | 100.4 | 103.8 | 99.9 | 116.2 | 103.0 | 97.9 | : | 101.7 | 104.7 | 102.2 | : | 106.6 | 96.0 | 101.0 | 98.7 | 100.3 | : | | | | | | | | | | | | | | | | | | | | | | | | | | | | | | | | | | | | | | |
| Jul | 101.1 | 101.1 | 101.4 | 104.3 | 100.4 | : | 103.7 | 99.3 | : | 101.8 | 104.7 | 102.9 | : | 107.4 | 97.2 | 101.7 | 99.8 | 100.6 | : | | | | | | | | | | | | | | | | | | | | | | | | | | | | | | | | | | | | | | |
| Aug | 101.6 | 101.6 | : | 104.8 | 100.6 | : | 104.2 | 100.1 | : | 102.1 | : | 103.3 | : | 110.5 | 97.8 | 102.0 | 100.4 | : | : | | | | | | | | | | | | | | | | | | | | | | | | | | | | | | | | | | | | | | |
| Sep | : | : | : | : | : | : | : | : | : | : | : | : | : | : | 98.3 | : | 101.1 | : | : | | | | | | | | | | | | | | | | | | | | | | | | | | | | | | | | | | | | | | |

INDUSTRIELLER ERZEUGERPREISINDEX
INDUSTRIAL PRODUCER PRICE INDEX
INDICE DES PRIX À LA PRODUCTION INDUSTRIELLE



| | Vorleistungsgüterindustrie 1003 1995 = 100 | | | | | | | | | Intermediate goods industry 1995 = 100 | | | | Industrie des biens intermédiaires 1995 = 100 | | | | | |
|----------|---|--------|-------|-------|-------|-------|-------|-------|-------|---|-------|-------|---|---|-------|-------|-------|----|----|
| | EU-15 | EUR-11 | B | DK | D | EL | E | F | IRL | I | L | NL | A | P | FIN | S | UK | US | JP |
| 1995 | 100.0 | 100.0 | 100.0 | 100.0 | 100.0 | 100.0 | 100.0 | 100.0 | 100.0 | 100.0 | 100.0 | 100.0 | : | 100.0 | 100.0 | 100.0 | 100.0 | : | : |
| 1996 | 104.8 | 99.4 | 100.6 | : | 99.2 | 106.5 | : | 100.7 | 106.1 | 100.6 | 94.3 | 102.0 | : | 103.4 | 105.9 | 100.7 | 99.7 | : | : |
| 1997 | 105.6 | 100.4 | 100.6 | : | 96.3 | 110.2 | : | 101.1 | : | 102.1 | 95.8 | 104.6 | : | 105.7 | 111.5 | 101.1 | 98.0 | : | : |
| 1998 | : | 98.5 | 100.6 | : | 93.9 | : | : | : | : | 100.6 | : | 102.5 | : | : | 119.3 | 97.4 | 95.4 | : | : |
| 1998 Jul | 97.6 | 97.9 | 101.1 | 102.5 | 96.8 | 109.7 | 98.4 | 94.5 | : | 100.6 | 97.8 | 101.7 | : | 100.6 | : | 97.8 | 94.9 | : | : |
| Aug | 97.1 | 97.4 | 100.1 | 102.0 | 96.4 | 109.3 | 97.9 | 93.9 | : | 100.1 | 97.5 | 101.1 | : | 99.4 | : | 96.7 | 94.6 | : | : |
| Sep | 96.9 | 97.2 | 99.3 | 102.5 | 96.2 | 109.7 | 97.5 | 93.9 | : | 99.7 | 97.2 | 100.9 | : | 99.3 | : | 96.2 | 94.4 | : | : |
| Oct | 96.3 | 96.5 | 98.6 | 101.5 | 95.3 | 109.7 | 97.1 | 93.3 | : | 99.3 | 96.3 | 100.3 | : | 98.6 | : | 95.7 | 94.1 | : | : |
| Nov | 95.9 | 96.0 | 97.5 | 101.1 | 94.8 | 108.9 | 96.7 | 92.7 | : | 98.9 | 94.2 | 100.0 | : | 96.9 | : | 95.1 | 94.4 | : | : |
| Dec | 95.4 | 95.4 | 95.9 | 100.7 | 94.3 | 107.8 | 96.1 | 91.8 | : | 98.5 | 93.6 | 99.0 | : | 95.6 | : | 94.6 | 94.4 | : | : |
| 1999 Jan | 94.8 | 94.7 | 95.2 | 101.2 | 93.5 | 108.5 | 95.5 | 91.5 | : | 98.0 | 93.5 | 98.2 | : | 92.5 | : | 94.0 | 94.2 | : | : |
| Feb | 94.5 | 94.5 | 94.8 | 101.4 | 93.3 | 108.2 | 95.3 | 91.2 | : | 97.6 | 92.0 | 97.8 | : | 92.4 | : | 93.5 | 93.7 | : | : |
| Mar | 94.8 | 94.8 | 95.8 | 102.1 | 93.4 | 109.0 | 95.5 | 92.2 | : | 97.5 | 91.2 | 99.3 | : | 93.4 | : | 93.7 | 93.2 | : | : |
| Apr | 95.6 | 95.8 | 97.6 | 103.1 | 94.5 | 111.0 | 96.1 | 93.5 | : | 97.7 | 89.8 | 100.3 | : | 96.3 | : | 95.3 | 93.2 | : | : |
| May | 95.7 | 95.9 | 98.0 | 103.3 | 94.6 | 111.2 | 96.7 | 93.3 | : | 97.8 | 90.9 | 100.7 | : | 99.5 | : | 95.7 | 93.1 | : | : |
| Jun | 95.9 | 96.2 | 98.4 | 103.9 | 94.7 | 111.6 | 97.2 | 93.4 | : | 98.1 | 90.6 | 101.0 | : | 100.6 | : | 96.3 | 92.8 | : | : |
| Jul | 97.0 | 97.3 | 100.7 | 105.0 | 95.2 | : | 98.5 | 95.3 | : | 99.2 | 90.3 | 103.7 | : | 101.4 | : | 97.1 | 93.4 | : | : |
| Aug | 97.6 | 98.0 | : | 106.2 | 95.4 | : | 99.6 | 96.3 | : | 99.8 | : | 104.6 | : | 104.7 | : | 98.9 | 93.8 | : | : |
| Sep | : | : | : | : | : | : | : | : | : | : | : | : | : | : | : | : | 94.3 | : | : |

| | Investitionsgüterindustrie 1004 1995 = 100 | | | | | | | | | Capital goods industry 1995 = 100 | | | | Industries des biens d'investissement 1995 = 100 | | | | | |
|----------|---|--------|-------|-------|-------|-------|-------|-------|-----|--------------------------------------|-------|-------|---|--|-------|-------|-------|----|----|
| | EU-15 | EUR-11 | B | DK | D | EL | E | F | IRL | I | L | NL | A | P | FIN | S | UK | US | JP |
| 1995 | 100.0 | 100.0 | 100.0 | 100.0 | 100.0 | 100.0 | 100.0 | 100.0 | : | 100.0 | 100.0 | 100.0 | : | : | 100.0 | 100.0 | 100.0 | : | : |
| 1996 | : | 101.3 | : | : | 98.0 | 108.5 | : | 101.8 | : | 103.7 | 101.6 | 100.6 | : | : | 106.0 | 101.2 | 101.6 | : | : |
| 1997 | : | 101.5 | : | : | 97.2 | 115.7 | : | 103.3 | : | 105.1 | 102.8 | 101.7 | : | : | 110.3 | 102.3 | 101.6 | : | : |
| 1998 | : | 101.8 | : | : | 100.9 | : | : | : | : | 107.1 | : | 103.4 | : | : | 116.3 | 104.5 | 101.2 | : | : |
| 1998 Jul | 102.1 | 102.0 | 100.7 | 109.0 | 102.8 | 119.7 | 104.4 | 94.4 | : | 107.2 | 105.7 | 104.8 | : | : | 101.9 | 104.6 | 101.0 | : | : |
| Aug | 102.2 | 102.1 | 100.5 | 108.9 | 102.9 | 119.8 | 104.4 | 94.4 | : | 107.5 | 105.0 | 104.8 | : | : | 101.6 | 104.5 | 101.0 | : | : |
| Sep | 102.2 | 102.0 | 100.5 | 110.0 | 103.0 | 120.0 | 104.4 | 94.0 | : | 107.6 | 104.8 | 104.9 | : | : | 102.1 | 104.5 | 100.9 | : | : |
| Oct | 102.1 | 101.9 | 100.5 | 107.8 | 103.0 | 120.0 | 104.3 | 93.6 | : | 107.4 | 105.1 | 105.2 | : | : | 102.3 | 104.6 | 101.0 | : | : |
| Nov | 102.0 | 101.9 | 100.5 | 109.7 | 103.0 | 121.3 | 104.3 | 93.4 | : | 107.4 | 104.9 | 105.3 | : | : | 101.1 | 104.7 | 100.7 | : | : |
| Dec | 102.0 | 101.9 | 100.5 | 108.4 | 102.9 | 121.3 | 104.3 | 93.5 | : | 107.5 | 104.7 | 105.3 | : | : | 101.1 | 104.6 | 100.7 | : | : |
| 1999 Jan | 102.1 | 101.8 | 100.5 | 109.0 | 102.9 | 122.8 | 104.4 | 93.3 | : | 107.5 | 104.5 | 105.9 | : | : | 101.2 | 105.6 | 101.2 | : | : |
| Feb | 102.2 | 101.9 | 100.4 | 110.1 | 102.9 | 123.0 | 104.6 | 93.2 | : | 107.7 | 104.5 | 105.9 | : | : | 101.2 | 104.5 | 101.6 | : | : |
| Mar | 102.2 | 101.9 | 100.3 | 108.4 | 102.9 | 121.8 | 105.1 | 93.3 | : | 107.7 | 104.0 | 106.0 | : | : | 101.2 | 104.7 | 101.7 | : | : |
| Apr | 102.2 | 102.0 | 100.4 | 108.6 | 103.0 | 123.3 | 104.9 | 93.2 | : | 107.8 | 104.4 | 106.0 | : | : | 101.5 | 104.3 | 101.3 | : | : |
| May | 102.2 | 102.0 | 100.0 | 110.8 | 103.0 | 123.9 | 105.0 | 93.2 | : | 107.8 | 104.5 | 106.0 | : | : | 101.7 | 104.4 | 101.3 | : | : |
| Jun | 102.2 | 101.9 | 100.0 | 111.1 | 103.0 | 123.9 | 105.0 | 93.1 | : | 107.8 | 104.8 | 106.0 | : | : | 101.7 | 104.6 | 101.3 | : | : |
| Jul | 102.2 | 101.9 | 100.0 | 111.2 | 103.0 | : | 105.1 | 92.9 | : | 107.9 | 104.9 | 106.0 | : | : | 101.8 | 106.1 | 100.9 | : | : |
| Aug | 102.2 | 101.9 | : | 111.1 | 103.0 | : | 105.1 | 92.9 | : | 107.9 | : | 105.9 | : | : | 102.0 | 105.1 | 100.9 | : | : |
| Sep | : | : | : | : | : | : | : | : | : | : | : | : | : | : | 101.9 | : | 100.8 | : | : |

INDUSTRIELLER ERZEUGERPREISINDEX
INDUSTRIAL PRODUCER PRICE INDEX
INDICE DES PRIX À LA PRODUCTION INDUSTRIELLE



| | Gebrauchsgüterindustrie 1005 1995 = 100 | | | | | | | | | | Durable consumer goods industry 1995 = 100 | | | | Industrie des biens de consommation durables 1995 = 100 | | | | |
|----------|--|--------|-------|-------|-------|-------|-------|-------|-------|-------|--|-------|-------|---|---|-------|-------|-------|----|
| | EU-15 | EUR-11 | B | DK | D | EL | E | F | IRL | I | L | NL | A | P | FIN | S | UK | US | JP |
| | 1995 | : | : | : | 100.0 | 100.0 | 100.0 | 100.0 | 100.0 | : | : | 100.0 | 100.0 | : | : | 100.0 | 100.0 | 100.0 | : |
| 1996 | 100.9 | 101.8 | 101.2 | : | 96.4 | 105.6 | : | : | : | 104.1 | 101.0 | 100.7 | : | : | 107.4 | 104.1 | 102.7 | : | : |
| 1997 | 105.7 | 102.0 | 102.9 | : | 91.6 | 111.0 | : | : | : | 105.1 | 101.1 | 101.7 | : | : | 113.9 | 105.5 | 102.8 | : | : |
| 1998 | : | 102.0 | 105.8 | : | 89.8 | : | : | : | : | 105.8 | : | 103.1 | : | : | 118.5 | 106.8 | 103.5 | : | : |
| 1998 Jul | 102.5 | 102.1 | : | 106.1 | 101.7 | 116.8 | 106.1 | 98.3 | : | 105.9 | : | 104.6 | : | : | 107.2 | 106.6 | 103.6 | : | : |
| Aug | 102.5 | 102.1 | : | 106.9 | 101.7 | 116.8 | 106.2 | 98.3 | : | 105.9 | : | 104.6 | : | : | 107.2 | 106.9 | 103.4 | : | : |
| Sep | 102.4 | 101.9 | : | 107.2 | 101.7 | 117.8 | 106.3 | 97.6 | : | 105.8 | : | 104.7 | : | : | 107.8 | 107.5 | 103.4 | : | : |
| Oct | 102.4 | 101.9 | : | 107.5 | 101.8 | 117.7 | 106.3 | 97.5 | : | 105.9 | : | 104.6 | : | : | 108.1 | 107.0 | 103.4 | : | : |
| Nov | 102.4 | 101.9 | : | 107.1 | 101.9 | 118.4 | 106.4 | 97.3 | : | 106.1 | : | 104.6 | : | : | 108.3 | 106.7 | 103.4 | : | : |
| Dec | 102.4 | 101.9 | : | 107.0 | 101.8 | 118.4 | 106.4 | 97.4 | : | 105.9 | : | 104.6 | : | : | 108.3 | 107.1 | 103.3 | : | : |
| 1999 Jan | 102.5 | 102.0 | : | 108.1 | 102.0 | 119.5 | 106.4 | 97.5 | : | 106.0 | : | 105.7 | : | : | 108.9 | 107.4 | 103.5 | : | : |
| Feb | 102.6 | 102.1 | : | 108.1 | 102.0 | 119.6 | 106.5 | 97.3 | : | 106.2 | : | 105.7 | : | : | 110.7 | 108.0 | 103.7 | : | : |
| Mar | 102.7 | 102.1 | : | 108.0 | 102.0 | 119.7 | 106.5 | 97.2 | : | 106.5 | : | 105.7 | : | : | 111.2 | 108.0 | 103.9 | : | : |
| Apr | 102.7 | 102.2 | : | 108.1 | 102.2 | 119.4 | 106.8 | 97.0 | : | 106.8 | : | 106.0 | : | : | 111.5 | 108.1 | 103.7 | : | : |
| May | 102.7 | 102.2 | : | 108.0 | 102.2 | 119.5 | 107.0 | 96.9 | : | 106.7 | : | 105.9 | : | : | 111.9 | 108.2 | 103.5 | : | : |
| Jun | 102.6 | 102.1 | : | 107.9 | 102.1 | 119.2 | 107.1 | 96.8 | : | 106.5 | : | 105.9 | : | : | 111.8 | 108.1 | 103.5 | : | : |
| Jul | 102.6 | 102.1 | : | 108.0 | 102.3 | : | 107.2 | 96.7 | : | 106.6 | : | 105.9 | : | : | 112.1 | 108.3 | 103.2 | : | : |
| Aug | 102.5 | 102.1 | : | 108.2 | 102.3 | : | 107.2 | 96.6 | : | 106.4 | : | 105.9 | : | : | 112.2 | 107.3 | 102.9 | : | : |
| Sep | : | : | : | : | : | : | : | : | : | : | : | : | : | : | 112.3 | : | 103.8 | : | : |

| | Verbrauchsgüterindustrie 1006 1995 = 100 | | | | | | | | | | Non-durable consumer goods industry 1995 = 100 | | | | Industrie des biens de consommation non durables 1995 = 100 | | | | |
|----------|---|--------|-------|-------|-------|-------|-------|-------|-------|-------|--|-------|-------|-------|---|-------|-------|-------|----|
| | EU-15 | EUR-11 | B | DK | D | EL | E | F | IRL | I | L | NL | A | P | FIN | S | UK | US | JP |
| | 1995 | 100.0 | 100.0 | 100.0 | 100.0 | 100.0 | 100.0 | 100.0 | 100.0 | 100.0 | 100.0 | 100.0 | 100.0 | : | 100.0 | 100.0 | 100.0 | 100.0 | : |
| 1996 | 100.2 | 101.6 | 101.4 | : | 107.5 | 106.6 | : | 91.6 | 100.7 | 102.7 | 101.8 | 101.7 | : | 104.6 | 105.2 | 100.2 | 103.5 | : | : |
| 1997 | 89.5 | 102.8 | 102.4 | : | 110.4 | 111.4 | : | 88.6 | 100.6 | 103.7 | 103.5 | 104.8 | : | 107.1 | 111.0 | 102.3 | 104.2 | : | : |
| 1998 | : | 103.5 | 103.5 | : | 100.3 | : | : | : | 101.2 | 105.3 | : | 104.1 | : | : | 115.7 | 103.0 | 104.9 | : | : |
| 1998 Jul | 104.0 | 103.7 | 105.9 | 101.2 | 102.7 | 119.6 | 106.0 | 101.6 | 102.3 | 105.4 | 101.5 | 103.6 | : | 108.3 | 102.4 | 103.6 | 105.3 | : | : |
| Aug | 104.0 | 103.6 | 106.0 | 100.8 | 102.6 | 119.8 | 106.1 | 101.5 | 102.2 | 105.4 | 100.8 | 103.2 | : | 108.3 | 102.2 | 103.4 | 105.3 | : | : |
| Sep | 103.8 | 103.5 | 106.3 | 100.6 | 102.5 | 120.2 | 105.9 | 101.4 | 102.1 | 105.5 | 100.6 | 102.9 | : | 107.9 | 102.2 | 103.1 | 105.2 | : | : |
| Oct | 103.6 | 103.3 | 106.6 | 100.0 | 102.2 | 119.7 | 105.6 | 101.2 | 102.0 | 105.5 | 99.9 | 102.0 | : | 107.1 | 101.8 | 102.7 | 105.1 | : | : |
| Nov | 103.5 | 103.2 | 106.9 | 99.3 | 101.9 | 119.3 | 105.5 | 101.2 | 102.1 | 105.3 | 99.8 | 101.9 | : | 106.7 | 101.8 | 102.0 | 105.0 | : | : |
| Dec | 103.6 | 103.2 | 106.9 | 99.8 | 101.9 | 119.9 | 105.8 | 101.0 | 102.4 | 105.4 | 99.1 | 102.5 | : | 107.8 | 101.7 | 102.6 | 105.1 | : | : |
| 1999 Jan | 103.6 | 103.3 | 107.0 | 100.1 | 101.7 | 120.0 | 106.8 | 100.9 | 102.5 | 105.6 | 99.2 | 102.1 | : | 107.8 | 101.6 | 102.7 | 104.9 | : | : |
| Feb | 103.7 | 103.4 | 107.3 | 99.3 | 101.6 | 120.6 | 107.8 | 100.7 | 102.6 | 105.6 | 99.6 | 102.5 | : | 108.0 | 101.5 | 102.2 | 105.4 | : | : |
| Mar | 103.8 | 103.4 | 107.4 | 99.1 | 101.4 | 120.8 | 108.0 | 100.8 | 102.8 | 105.5 | 100.1 | 102.3 | : | 108.4 | 101.6 | 102.4 | 105.6 | : | : |
| Apr | 103.8 | 103.4 | 108.0 | 99.9 | 101.3 | 121.6 | 107.9 | 101.0 | 103.1 | 105.4 | 100.5 | 102.1 | : | 108.4 | 101.6 | 103.0 | 105.7 | : | : |
| May | 103.8 | 103.4 | 106.1 | 100.0 | 101.3 | 121.4 | 107.9 | 101.1 | 103.3 | 105.2 | 100.2 | 102.0 | : | 108.8 | 101.6 | 103.0 | 105.8 | : | : |
| Jun | 104.0 | 103.6 | 108.5 | 100.6 | 101.5 | 121.4 | 108.3 | 101.1 | 103.5 | 105.1 | 100.4 | 102.6 | : | 109.8 | 101.7 | 103.5 | 105.6 | : | : |
| Jul | 104.0 | 103.6 | 108.4 | 100.9 | 101.5 | : | 108.4 | 101.1 | : | 105.3 | 101.2 | 102.5 | : | 109.6 | 102.0 | 103.8 | 105.7 | : | : |
| Aug | 104.0 | 103.7 | : | 100.8 | 101.5 | : | 108.5 | 101.0 | : | 105.5 | : | 102.7 | : | 109.7 | 102.0 | 103.9 | 105.6 | : | : |
| Sep | : | : | : | : | : | : | : | 100.9 | : | : | : | : | : | : | 102.3 | : | 105.8 | : | : |

INDUSTRIELLER ERZEUGERPREISINDEX
INDUSTRIAL PRODUCER PRICE INDEX
INDICE DES PRIX À LA PRODUCTION INDUSTRIELLE



1007 Ernährungsgewerbe
1995 = 100

Manufacture of food products
and beverages
1995 = 100

Industries alimentaires
1995 = 100

NACE Rev.1 15

| | EU-15 | EUR-11 | B | DK | D | EL | E | F | IRL | I | L | NL | A | P | FIN | S | UK | US | JP |
|----------|-------|--------|-------|-------|-------|-------|-------|-------|-------|-------|---|-------|---|-------|-------|-------|-------|-------|-------|
| 1995 | 100.0 | 100.0 | : | 100.0 | 100.0 | 100.0 | 100.0 | 100.0 | 100.0 | 100.0 | : | 100.0 | : | 100.0 | 100.0 | 100.0 | 100.0 | 100.0 | 100.0 |
| 1996 | 100.1 | 101.9 | 103.3 | : | 97.1 | 109.2 | 99.7 | : | 100.7 | 102.8 | : | 102.2 | : | 105.3 | 103.8 | 100.3 | 103.2 | 108.1 | 100.0 |
| 1997 | 99.6 | 102.8 | 108.7 | : | 95.6 | 110.4 | 99.6 | : | : | 102.5 | : | 105.1 | : | 107.1 | 82.1 | 102.5 | 102.9 | 106.1 | 101.5 |
| 1998 | 100.9 | : | 98.1 | : | 94.6 | : | : | : | : | 103.3 | : | 102.9 | : | : | 92.4 | 100.8 | : | 102.6 | : |
| 1998 Jul | 102.7 | 102.7 | : | 101.1 | 102.9 | 113.6 | 103.4 | 101.7 | : | 103.3 | : | 103.0 | : | 106.4 | 100.6 | 101.3 | 102.7 | 102.6 | 102.5 |
| Aug | 102.4 | 102.4 | : | 100.5 | 102.5 | 113.5 | 103.4 | 101.3 | : | 103.2 | : | 102.0 | : | 106.4 | 100.3 | 100.8 | 102.6 | 102.6 | 102.6 |
| Sep | 102.1 | 102.1 | : | 100.0 | 102.2 | 113.6 | 102.9 | 101.1 | : | 103.1 | : | 102.0 | : | 104.8 | 100.3 | 100.1 | 102.3 | 102.4 | 102.6 |
| Oct | 101.7 | 101.7 | : | 99.3 | 101.5 | 113.8 | 102.6 | 100.9 | : | 102.9 | : | 101.0 | : | 104.1 | 99.6 | 99.5 | 101.9 | 101.9 | 102.7 |
| Nov | 101.3 | 101.3 | : | 98.3 | 100.9 | 113.6 | 102.2 | 100.7 | : | 102.6 | : | 100.0 | : | 103.7 | 99.6 | 99.3 | 101.9 | 102.4 | : |
| Dec | 101.5 | 101.4 | : | 98.6 | 100.9 | 113.6 | 102.7 | 100.4 | : | 102.8 | : | 101.0 | : | 104.8 | 99.5 | 99.8 | 102.0 | 102.2 | : |
| 1999 Jan | 101.4 | 101.4 | : | 99.4 | 100.5 | : | 103.5 | 100.2 | : | 102.9 | : | 101.0 | : | 104.7 | 99.3 | 99.8 | 101.8 | 100.5 | : |
| Feb | 101.4 | 101.4 | : | 98.4 | 100.2 | : | 104.7 | 100.0 | : | 102.7 | : | 101.0 | : | 104.7 | 98.8 | 99.0 | 102.3 | 101.8 | : |
| Mar | 101.5 | 101.3 | : | 98.1 | 100.0 | : | 104.9 | 100.1 | : | 102.5 | : | 101.0 | : | 105.1 | 98.9 | 99.4 | 102.5 | 100.2 | : |
| Apr | 101.5 | 101.3 | : | 98.9 | 99.9 | : | 104.7 | 100.3 | : | 102.4 | : | 100.0 | : | 105.0 | 98.9 | 99.8 | 102.5 | 100.3 | : |
| May | 101.4 | 101.2 | : | 99.0 | 99.7 | : | 104.5 | 100.4 | : | 102.0 | : | 100.0 | : | 105.4 | 98.5 | 100.1 | 102.6 | 98.7 | : |
| Jun | 101.5 | 101.3 | : | 99.9 | 99.9 | : | 105.1 | 100.4 | : | 101.7 | : | 100.0 | : | 106.4 | 98.6 | 100.2 | 102.3 | 100.2 | : |
| Jul | 101.5 | 101.3 | : | 100.3 | 99.9 | : | 105.1 | : | : | 101.8 | : | 100.0 | : | 106.3 | 98.8 | 100.5 | 102.3 | 100.6 | : |
| Aug | 101.5 | 101.3 | : | 100.2 | 99.8 | : | 105.2 | : | : | 102.1 | : | 100.0 | : | 106.4 | 98.9 | 100.3 | 102.1 | 99.0 | : |
| Sep | : | : | : | : | : | : | : | : | : | : | : | : | : | : | 99.6 | : | 102.2 | : | : |

1008 Textilgewerbe
1995 = 100

Manufacture of textiles
1995 = 100

Industrie textile
1995 = 100

NACE Rev.1 17

| | EU-15 | EUR-11 | B | DK | D | EL | E | F | IRL | I | L | NL | A | P | FIN | S | UK | US | JP |
|----------|-------|--------|-------|-------|-------|-------|-------|------|-------|-------|---|-------|---|-------|-------|-------|-------|-------|----|
| 1995 | 100.0 | 100.0 | : | 100.0 | 100.0 | 100.0 | 100.0 | : | 100.0 | 100.0 | : | 100.0 | : | 100.0 | 100.0 | 100.0 | 100.0 | 100.0 | : |
| 1996 | : | 100.2 | 100.4 | 86.5 | 101.0 | 103.8 | 117.7 | : | 104.2 | 101.4 | : | 99.8 | : | 99.8 | 104.0 | 104.5 | 102.3 | 101.6 | : |
| 1997 | : | 100.6 | 100.9 | 87.8 | 90.1 | 106.6 | 119.5 | : | : | 101.7 | : | 99.6 | : | 100.4 | 107.7 | 106.6 | 104.1 | 101.8 | : |
| 1998 | : | 101.0 | 101.9 | 91.5 | 90.9 | : | : | : | : | 102.8 | : | 100.6 | : | : | 117.1 | 108.2 | : | : | : |
| 1998 Jul | 101.6 | 101.2 | : | 102.1 | 100.3 | 112.1 | 103.4 | 97.1 | : | 103.1 | : | 98.0 | : | 101.4 | 105.2 | 108.2 | 105.0 | : | : |
| Aug | 101.7 | 101.0 | : | 102.3 | 100.2 | 112.1 | 103.5 | 96.8 | : | 102.9 | : | 98.0 | : | 101.5 | 105.3 | 108.0 | 104.9 | : | : |
| Sep | 101.5 | 100.9 | : | 102.3 | 100.0 | 112.3 | 103.6 | 96.3 | : | 102.8 | : | 98.0 | : | 101.5 | 105.3 | 108.2 | 104.9 | : | : |
| Oct | 101.3 | 100.6 | : | 102.3 | 99.8 | 112.6 | 103.2 | 95.9 | : | 102.6 | : | 98.0 | : | 101.1 | 105.3 | 108.7 | 104.7 | : | : |
| Nov | 101.1 | 100.4 | : | 102.2 | 99.7 | 112.6 | 103.1 | 95.8 | : | 102.3 | : | 98.0 | : | 101.0 | 105.4 | 108.7 | 104.6 | : | : |
| Dec | 101.0 | 100.3 | : | 102.2 | 99.7 | 112.4 | 103.0 | 95.7 | : | 102.1 | : | 98.0 | : | 100.9 | 105.4 | 108.2 | 104.6 | : | : |
| 1999 Jan | 100.9 | 100.2 | : | 101.6 | 99.4 | : | 102.7 | 96.3 | : | 101.9 | : | 98.0 | : | 100.6 | 105.4 | 105.8 | 104.6 | : | : |
| Feb | 100.7 | 100.1 | : | 101.7 | 99.3 | : | 102.2 | 96.8 | : | 101.7 | : | 98.0 | : | 100.2 | 105.1 | 104.8 | 103.8 | : | : |
| Mar | 100.7 | 100.1 | : | 101.4 | 99.2 | : | 102.1 | 96.9 | : | 101.6 | : | 98.0 | : | 100.0 | 104.4 | 105.4 | 103.6 | : | : |
| Apr | 100.7 | 99.9 | : | 101.0 | 99.3 | : | 101.9 | 96.2 | : | 101.5 | : | 98.0 | : | 100.0 | 104.1 | 106.7 | 103.6 | : | : |
| May | 100.5 | 99.9 | : | 100.9 | 98.2 | : | 102.1 | 96.4 | : | 101.4 | : | 98.0 | : | 100.0 | 104.1 | 105.7 | 103.7 | : | : |
| Jun | 100.5 | 99.9 | : | 100.7 | 98.2 | : | 102.1 | 96.4 | : | 101.4 | : | 98.0 | : | 99.9 | 104.3 | 107.7 | 103.6 | : | : |
| Jul | 100.6 | 98.9 | : | 100.8 | 98.2 | : | 101.9 | 96.4 | : | 101.5 | : | 98.0 | : | 99.9 | 104.2 | 108.9 | 103.5 | : | : |
| Aug | 100.5 | 98.9 | : | 100.9 | 98.2 | : | 102.0 | 96.1 | : | 101.5 | : | 98.0 | : | 99.9 | 104.2 | 110.9 | 103.3 | : | : |
| Sep | : | : | : | : | : | : | : | : | : | : | : | : | : | : | 104.3 | : | 103.3 | : | : |

INDUSTRIELLER ERZEUGERPREISINDEX
INDUSTRIAL PRODUCER PRICE INDEX
INDICE DES PRIX À LA PRODUCTION INDUSTRIELLE



1009 Bekleidungsgewerbe
1995 = 100

Manufacture of wearing
apparel
1995 = 100

Industrie de l'habillement et
des fourures
1995 = 100

NACE Rev.1 1

| | EU-15 | EUR-11 | B | DK | D | EL | E | F | IRL | I | L | NL | A | P | FIN | S | UK | US | JP |
|----------|-------|--------|-------|-------|-------|-------|-------|---|-------|-------|---|-------|---|-------|-------|-------|-------|-------|-------|
| 1995 | 100.0 | 100.0 | 100.0 | 100.0 | 100.0 | 100.0 | 100.0 | | 100.0 | 100.0 | | 100.0 | | 100.0 | 100.0 | 100.0 | 100.0 | 100.0 | 100.0 |
| 1996 | 100.4 | 101.4 | 97.7 | | 97.3 | 107.0 | 102.1 | | 103.4 | 103.4 | | 98.7 | | 102.1 | 103.0 | 103.9 | 103.3 | 100.7 | 99.6 |
| 1997 | 100.6 | 102.0 | 97.7 | | 99.8 | 113.1 | 103.9 | | | 105.0 | | 99.6 | | 103.4 | 103.6 | 102.3 | 106.2 | 101.1 | |
| 1998 | 100.1 | 102.9 | 97.7 | | 100.6 | | | | | 106.8 | | 102.7 | | | 105.9 | 101.4 | | | |
| 1998 Jul | 103.8 | 103.0 | 104.9 | 101.1 | 101.3 | 118.6 | 103.3 | | | 106.8 | | 104.0 | | 103.8 | 97.6 | 99.0 | 107.7 | | |
| Aug | 104.0 | 103.2 | 105.4 | 102.1 | 101.6 | 118.6 | 103.5 | | | 107.0 | | 104.0 | | 103.8 | 97.6 | 103.2 | 107.8 | | |
| Sep | 104.0 | 103.3 | 105.4 | 102.1 | 101.8 | 118.7 | 103.6 | | | 107.0 | | 104.0 | | 103.9 | 97.6 | 103.2 | 107.9 | | |
| Oct | 104.1 | 103.3 | 105.7 | 101.5 | 101.8 | 119.6 | 103.4 | | | 107.2 | | 103.0 | | 104.0 | 97.3 | 103.2 | | | |
| Nov | 104.1 | 103.3 | 105.9 | 101.6 | 101.7 | 119.6 | 103.1 | | | 107.2 | | 103.0 | | 104.1 | 97.3 | 98.7 | | | |
| Dec | 104.1 | 103.3 | 105.6 | 101.8 | 101.7 | 119.6 | 102.9 | | | 107.3 | | 103.0 | | 104.1 | 97.3 | 103.2 | | | |
| 1999 Jan | 104.0 | 103.2 | 105.6 | 101.1 | 101.6 | | 103.1 | | | 107.7 | | 104.0 | | 104.3 | 97.0 | 102.8 | | | |
| Feb | 104.3 | 103.4 | 105.6 | 101.1 | 101.7 | | 103.6 | | | 108.2 | | 104.0 | | 104.4 | 97.0 | 102.7 | | | |
| Mar | 104.3 | 103.4 | 105.7 | 100.9 | 101.8 | | 103.5 | | | 108.1 | | 104.0 | | 104.6 | 97.1 | 99.5 | | | |
| Apr | 104.8 | 103.3 | 105.8 | 102.0 | 101.7 | | 103.3 | | | 108.1 | | 104.0 | | 104.5 | 97.1 | 105.4 | | | |
| May | 104.5 | 103.4 | 105.6 | 101.3 | 101.7 | | 104.0 | | | 108.1 | | 104.0 | | 104.5 | 97.7 | 100.9 | | | |
| Jun | 104.4 | 103.4 | 105.5 | 100.8 | 101.6 | | 104.1 | | | 108.0 | | 104.0 | | 104.6 | 97.7 | 99.9 | | | |
| Jul | 104.5 | 103.5 | 105.6 | 100.6 | 101.7 | | 104.4 | | | 107.9 | | 105.0 | | 104.6 | 98.0 | 99.7 | | | |
| Aug | 104.8 | 103.5 | | 102.6 | 101.8 | | 104.6 | | | 108.0 | | 105.0 | | 104.6 | 97.9 | 104.9 | | | |
| Sep | | | | | | | | | | | | | | | 97.9 | | | | |

1010 Ledergewerbe
1995 = 100

Tanning and dressing of leather
1995 = 100

Industrie du cuir et de
la chaussure
1995 = 100

NACE Rev.1 1

| | EU-15 | EUR-11 | B | DK | D | EL | E | F | IRL | I | L | NL | A | P | FIN | S | UK | US | JP |
|----------|-------|--------|-------|-------|-------|-------|-------|-------|-----|-------|---|-------|---|---|-------|-------|-------|----|----|
| 1995 | 100.0 | 100.0 | | 100.0 | 100.0 | 100.0 | 100.0 | | | 100.0 | | 100.0 | | | 100.0 | 100.0 | 100.0 | | |
| 1996 | 100.1 | 101.8 | 100.9 | | 100.2 | 105.1 | | | | 102.7 | | 99.6 | | | 105.1 | 95.2 | 102.7 | | |
| 1997 | 100.1 | 103.4 | 102.2 | | 101.5 | 108.9 | | | | 104.4 | | 101.4 | | | 108.9 | 104.7 | 103.3 | | |
| 1998 | 98.4 | 105.0 | 102.9 | | 101.8 | | | | | 105.9 | | 104.2 | | | 116.3 | 104.1 | | | |
| 1998 Jul | 105.3 | 105.4 | | 102.1 | 102.7 | 116.9 | 106.7 | 105.6 | | 105.9 | | 105.0 | | | 95.0 | 108.9 | 102.4 | | |
| Aug | 105.2 | 105.3 | | 102.1 | 102.7 | 117.0 | 106.3 | 105.6 | | 105.9 | | 105.0 | | | 96.1 | 109.2 | 102.4 | | |
| Sep | 105.3 | 105.5 | | 102.1 | 102.8 | 117.1 | 106.6 | 105.8 | | 106.0 | | 105.0 | | | 98.3 | 96.4 | 102.4 | | |
| Oct | 105.4 | 105.5 | | 102.5 | 102.9 | 117.7 | 106.2 | 105.7 | | 106.1 | | 105.0 | | | 98.8 | 106.3 | | | |
| Nov | 105.3 | 105.4 | | 102.9 | 102.6 | 117.7 | 106.4 | 105.6 | | 106.1 | | 105.0 | | | 98.9 | 99.8 | | | |
| Dec | 105.2 | 105.3 | | 102.9 | 102.6 | 117.7 | 106.6 | 104.3 | | 106.1 | | 105.0 | | | 97.5 | 104.3 | | | |
| 1999 Jan | 105.5 | 105.6 | | 102.9 | 102.7 | | 106.7 | 104.3 | | 108.4 | | 105.0 | | | 96.8 | 99.3 | | | |
| Feb | 105.5 | 105.6 | | 102.9 | 102.7 | | 107.1 | 104.2 | | 108.3 | | 105.0 | | | 96.8 | 103.1 | | | |
| Mar | 105.8 | 105.8 | | 102.9 | 102.8 | | 107.5 | 103.7 | | 108.2 | | 104.0 | | | 97.0 | 102.1 | | | |
| Apr | 105.6 | 105.6 | | 103.1 | 102.4 | | 107.5 | 103.7 | | 108.3 | | 107.0 | | | 97.2 | 103.1 | | | |
| May | 105.5 | 105.5 | | 103.1 | 102.4 | | 107.1 | 103.6 | | 108.3 | | 107.0 | | | 97.2 | 94.2 | | | |
| Jun | 105.5 | 105.5 | | 103.1 | 102.4 | | 107.8 | 101.4 | | 108.5 | | 108.0 | | | 97.6 | 110.2 | | | |
| Jul | 105.6 | 105.5 | | 102.8 | 102.4 | | 108.0 | 101.4 | | 106.5 | | 107.0 | | | 98.2 | 127.4 | | | |
| Aug | 105.5 | 105.5 | | 102.8 | 102.4 | | 107.7 | 101.4 | | 106.7 | | 108.0 | | | 98.0 | 104.3 | | | |
| Sep | | | | | | | | | | | | | | | 98.2 | | | | |

INDUSTRIELLER ERZEUGERPREISINDEX
INDUSTRIAL PRODUCER PRICE INDEX
INDICE DES PRIX À LA PRODUCTION INDUSTRIELLE



1011 Papiergewerbe
1995 = 100

Manufacture of pulp, paper and
paper products
1995 = 100

Industrie du papier et du
carton
1995 = 100

NACE Rev.1 21

| | EU-15 | EUR-11 | B | DK | D | EL | E | F | IRL | I | L | NL | A | P | FIN | S | UK | US | JP |
|----------|-------|--------|-------|-------|-------|-------|-------|-------|-------|-------|-------|-------|---|---|-------|-------|-------|----|----|
| 1995 | 100.0 | 100.0 | 100.0 | 100.0 | 100.0 | 100.0 | 100.0 | 100.0 | 100.0 | 100.0 | 100.0 | 100.0 | : | : | 100.0 | 100.0 | 100.0 | : | : |
| 1996 | 99.8 | 92.2 | 95.5 | : | 98.6 | 107.6 | 97.5 | : | 101.9 | 90.0 | : | 95.2 | : | : | 102.1 | 93.3 | 101.7 | : | : |
| 1997 | 98.7 | 89.3 | 93.2 | : | 102.4 | 113.3 | 96.7 | : | 99.3 | 85.5 | : | 93.2 | : | : | 105.8 | 86.0 | 97.0 | : | : |
| 1998 | 101.2 | 90.4 | 87.0 | : | 98.7 | : | : | : | 98.9 | 86.5 | : | 94.5 | : | : | 119.9 | 87.0 | : | : | : |
| 1998 Jul | 91.7 | 90.7 | 99.4 | 99.9 | 93.8 | 120.7 | 89.0 | 91.9 | 98.6 | 86.7 | : | 95.0 | : | : | 84.5 | 86.4 | 96.4 | : | : |
| Aug | 91.3 | 90.4 | 99.2 | 99.7 | 93.7 | 120.9 | 87.5 | 91.7 | 98.5 | 86.3 | : | 95.0 | : | : | 83.2 | 87.1 | 96.4 | : | : |
| Sep | 91.0 | 90.2 | 99.1 | 100.2 | 93.5 | 122.3 | 87.0 | 91.6 | 99.1 | 86.2 | : | 95.0 | : | : | 81.9 | 85.7 | 96.2 | : | : |
| Oct | 90.5 | 89.5 | 98.8 | 100.5 | 93.2 | 124.0 | 86.4 | 91.3 | 99.1 | 85.7 | : | 95.0 | : | : | 78.7 | 84.9 | : | : | : |
| Nov | 90.2 | 89.0 | 98.1 | 100.6 | 92.9 | 124.0 | 86.2 | 90.9 | 99.1 | 85.5 | : | 95.0 | : | : | 75.2 | 84.8 | : | : | : |
| Dec | 89.8 | 88.6 | 97.6 | 100.5 | 92.5 | 124.0 | 85.8 | 90.5 | 99.0 | 84.8 | : | 95.0 | : | : | 75.4 | 84.4 | : | : | : |
| 1999 Jan | 89.7 | 88.3 | 95.9 | 99.8 | 92.2 | : | 84.9 | 89.9 | 99.0 | 84.8 | : | 96.0 | : | : | 75.5 | 84.4 | : | : | : |
| Feb | 89.4 | 87.9 | 95.8 | 99.4 | 92.1 | : | 84.5 | 89.2 | 98.1 | 84.3 | : | 96.0 | : | : | 75.2 | 83.8 | : | : | : |
| Mar | 89.2 | 87.7 | 95.8 | 98.9 | 91.8 | : | 84.4 | 88.9 | 97.3 | 84.2 | : | 96.0 | : | : | 74.9 | 83.3 | : | : | : |
| Apr | 89.5 | 87.7 | 95.3 | 98.6 | 91.6 | : | 84.5 | 88.9 | 97.1 | 84.0 | : | 96.0 | : | : | 76.4 | 84.6 | : | : | : |
| May | 89.8 | 88.1 | 95.1 | 98.5 | 91.5 | : | 85.1 | 89.1 | 96.9 | 84.2 | : | 96.0 | : | : | 78.9 | 85.2 | : | : | : |
| Jun | 89.9 | 88.3 | 95.1 | 98.4 | 91.4 | : | 85.2 | 89.1 | 97.5 | 84.5 | : | 96.0 | : | : | 80.9 | 84.9 | : | : | : |
| Jul | 90.3 | 88.6 | 95.1 | 98.8 | 91.6 | : | 85.3 | 89.1 | : | 84.9 | : | 96.0 | : | : | 82.6 | 85.5 | : | : | : |
| Aug | 90.5 | 88.8 | : | 100.0 | 91.9 | : | 85.6 | 88.8 | : | 85.3 | : | 96.0 | : | : | 83.3 | 86.1 | : | : | : |
| Sep | : | : | : | : | : | : | : | : | : | : | : | : | : | : | 83.8 | : | : | : | : |

1012 Chemische Industrie
1995 = 100

Manufacture of chemicals and
chemical products
1995 = 100

Industrie chimique
1995 = 100

NACE Rev.1 24

| | EU-15 | EUR-11 | B | DK | D | EL | E | F | IRL | I | L | NL | A | P | FIN | S | UK | US | JP |
|----------|-------|--------|-------|-------|-------|-------|-------|------|-------|-------|-------|-------|---|-------|-------|-------|-------|-------|-------|
| 1995 | 100.0 | 100.0 | 100.0 | 100.0 | 100.0 | 100.0 | 100.0 | : | 100.0 | 100.0 | 100.0 | 100.0 | : | 100.0 | 100.0 | 100.0 | 100.0 | 100.0 | 100.0 |
| 1996 | 105.3 | 97.9 | 95.3 | : | 99.7 | 104.4 | 102.9 | : | 102.9 | 96.1 | 100.2 | 99.7 | : | 98.7 | 110.4 | 121.4 | 95.9 | 98.7 | 98.3 |
| 1997 | 104.1 | 99.1 | 95.6 | : | 99.8 | 107.4 | 112.2 | : | 101.8 | 100.1 | 101.2 | 102.5 | : | 101.1 | 117.3 | 113.2 | 97.3 | 98.7 | 100.0 |
| 1998 | 99.6 | 97.8 | : | : | 99.5 | : | : | : | 100.2 | 98.6 | : | 99.8 | : | : | 118.9 | 114.3 | : | : | 99.4 |
| 1998 Jul | 97.4 | 97.4 | 97.7 | 100.0 | 96.9 | 111.7 | 96.9 | 97.0 | 99.9 | 98.3 | 98.1 | 98.0 | : | 100.8 | 96.5 | 114.7 | 93.3 | : | 99.3 |
| Aug | 97.0 | 97.0 | 97.8 | 100.1 | 96.2 | 111.8 | 96.0 | 97.1 | 99.9 | 97.8 | 95.5 | 98.0 | : | 100.6 | 96.1 | 114.0 | 93.1 | : | 98.9 |
| Sep | 96.9 | 96.9 | 97.7 | 99.8 | 96.0 | 111.5 | 95.8 | 96.9 | 100.3 | 97.9 | 94.9 | 98.0 | : | 100.5 | 95.8 | 113.5 | 93.1 | : | 98.7 |
| Oct | 96.6 | 96.5 | 97.0 | 98.6 | 95.8 | 111.8 | 94.8 | 96.4 | 100.4 | 97.8 | 92.5 | 97.0 | : | 100.6 | 94.0 | 114.1 | : | : | 98.5 |
| Nov | 96.6 | 96.4 | 96.9 | 98.4 | 95.6 | 111.7 | 94.5 | 96.5 | 100.3 | 97.7 | 93.3 | 97.0 | : | 100.4 | 94.1 | 115.2 | : | : | 98.3 |
| Dec | 96.3 | 96.1 | 97.1 | 98.3 | 95.5 | 111.7 | 93.5 | 96.1 | 100.7 | 97.5 | 91.8 | 97.0 | : | 100.2 | 93.7 | 115.0 | : | : | 98.2 |
| 1999 Jan | 96.1 | 95.8 | 96.7 | 98.1 | 95.1 | : | 93.1 | 95.9 | 100.9 | 97.3 | 91.6 | 96.0 | : | 100.4 | 91.8 | 115.4 | : | : | 98.1 |
| Feb | 95.8 | 95.4 | 96.5 | 98.0 | 94.7 | : | 92.9 | 95.6 | 101.1 | 96.8 | 91.6 | 95.0 | : | 100.3 | 90.9 | 115.3 | : | : | 98.0 |
| Mar | 95.7 | 95.3 | 96.1 | 98.2 | 94.5 | : | 92.9 | 95.5 | 101.0 | 96.6 | 92.9 | 96.0 | : | 100.4 | 91.4 | 115.8 | : | : | 97.9 |
| Apr | 96.0 | 95.6 | 96.3 | 98.2 | 94.8 | : | 94.0 | 95.6 | 101.1 | 96.4 | 93.7 | 97.0 | : | 100.5 | 91.5 | 115.6 | : | : | 97.2 |
| May | 96.0 | 95.6 | 96.9 | 98.0 | 94.8 | : | 94.2 | 95.4 | 100.6 | 96.8 | 92.7 | 97.0 | : | 101.0 | 91.8 | 115.8 | : | : | 96.7 |
| Jun | 96.1 | 95.8 | 97.0 | 98.2 | 94.7 | : | 94.9 | 95.4 | 100.5 | 96.9 | 92.9 | 98.0 | : | 101.0 | 91.8 | 115.4 | : | : | 96.8 |
| Jul | 96.9 | 96.7 | 96.7 | 98.6 | 95.3 | : | 96.9 | 96.0 | : | 98.6 | 93.7 | 98.0 | : | 101.6 | 92.2 | 114.9 | : | : | 96.8 |
| Aug | 97.3 | 97.1 | : | 97.9 | 95.3 | : | 98.3 | 96.3 | : | 99.3 | : | 98.0 | : | 102.0 | 91.8 | 115.7 | : | : | 97.1 |
| Sep | : | : | : | : | : | : | : | : | : | : | : | : | : | : | 91.7 | : | : | : | : |

INDUSTRIELLER ERZEUGERPREISINDEX
INDUSTRIAL PRODUCER PRICE INDEX
INDICE DES PRIX À LA PRODUCTION INDUSTRIELLE



1013 Herstellung von Gummi- und Kunststoffwaren
1995 = 100

Manufacture of rubber and plastic products
1995 = 100

Industrie du caoutchouc et des plastiques
1995 = 100

NACE Rev.1 5

| | EU-15 | EUR-11 | B | DK | D | EL | E | F | IRL | I | L | NL | A | P | FIN | S | UK | US | JP |
|----------|-------|--------|-------|-------|-------|-------|-------|-------|-------|-------|-------|-------|-------|-------|-------|-------|-------|-------|-------|
| 1995 | 100.0 | 100.0 | 100.0 | 100.0 | 100.0 | 100.0 | 100.0 | 100.0 | 100.0 | 100.0 | 100.0 | 100.0 | 100.0 | 100.0 | 100.0 | 100.0 | 100.0 | 100.0 | 100.0 |
| 1996 | 98.3 | 99.4 | 102.4 | 101.7 | 104.0 | 107.4 | 101.3 | 94.8 | 101.4 | 98.5 | 98.0 | 99.7 | 100.4 | 100.2 | 100.8 | 101.4 | 98.1 | 98.1 | 98.1 |
| 1997 | 95.2 | 98.9 | 102.5 | 102.7 | 107.4 | 101.3 | 94.8 | 100.1 | 100.1 | 96.8 | 98.2 | 100.2 | 99.5 | 100.6 | 100.8 | 100.8 | 98.1 | 98.1 | 98.1 |
| 1998 | 92.3 | 98.4 | 102.5 | 104.4 | 101.3 | 101.3 | 95.0 | 100.3 | 100.3 | 99.4 | 99.4 | 95.6 | 100.0 | 95.6 | 100.0 | 95.6 | 98.1 | 98.1 | 98.1 |
| 1998 Jul | 98.7 | 98.6 | 99.7 | 101.7 | 98.7 | 116.2 | 101.3 | 95.0 | 100.4 | 97.9 | 99.0 | 101.3 | 99.2 | 100.3 | 98.1 | 98.1 | 98.1 | 98.1 | 98.1 |
| Aug | 96.5 | 98.4 | 99.7 | 101.0 | 96.5 | 116.5 | 101.2 | 94.9 | 100.2 | 96.9 | 99.0 | 101.3 | 98.6 | 99.4 | 98.1 | 98.1 | 98.1 | 98.1 | 98.1 |
| Sep | 96.5 | 98.4 | 99.8 | 100.9 | 98.5 | 116.5 | 101.3 | 94.8 | 100.0 | 98.4 | 99.0 | 101.2 | 98.4 | 99.6 | 98.1 | 98.1 | 98.1 | 98.1 | 98.1 |
| Oct | 98.4 | 98.3 | 99.8 | 101.2 | 98.3 | 116.5 | 101.4 | 94.6 | 99.9 | 98.5 | 99.0 | 101.0 | 98.0 | 100.2 | 98.1 | 98.1 | 98.1 | 98.1 | 98.1 |
| Nov | 98.4 | 98.3 | 99.5 | 101.1 | 98.3 | 116.8 | 101.4 | 94.5 | 100.0 | 98.3 | 100.0 | 100.9 | 98.0 | 99.2 | 98.1 | 98.1 | 98.1 | 98.1 | 98.1 |
| Dec | 98.3 | 98.1 | 100.1 | 101.3 | 98.0 | 116.9 | 101.4 | 94.3 | 100.0 | 98.6 | 100.0 | 100.7 | 98.0 | 100.1 | 98.1 | 98.1 | 98.1 | 98.1 | 98.1 |
| 1999 Jan | 98.0 | 97.8 | 99.6 | 101.3 | 97.8 | 100.7 | 94.2 | 99.6 | 99.6 | 99.2 | 100.0 | 100.0 | 97.4 | 99.6 | 98.1 | 98.1 | 98.1 | 98.1 | 98.1 |
| Feb | 97.8 | 97.5 | 99.6 | 99.7 | 97.5 | 100.5 | 93.7 | 99.6 | 99.6 | 96.9 | 99.0 | 99.9 | 96.7 | 99.6 | 98.1 | 98.1 | 98.1 | 98.1 | 98.1 |
| Mar | 97.8 | 97.5 | 99.4 | 99.2 | 97.7 | 100.6 | 93.4 | 99.3 | 99.3 | 98.2 | 100.0 | 99.9 | 96.0 | 99.6 | 98.1 | 98.1 | 98.1 | 98.1 | 98.1 |
| Apr | 97.7 | 97.4 | 99.7 | 100.1 | 97.6 | 100.4 | 93.4 | 99.1 | 99.1 | 97.3 | 99.0 | 99.9 | 96.1 | 99.6 | 98.1 | 98.1 | 98.1 | 98.1 | 98.1 |
| May | 97.6 | 97.3 | 99.6 | 100.0 | 97.6 | 100.2 | 93.2 | 99.0 | 99.0 | 96.9 | 99.0 | 99.8 | 95.8 | 99.6 | 98.1 | 98.1 | 98.1 | 98.1 | 98.1 |
| Jun | 97.6 | 97.2 | 99.0 | 101.9 | 97.5 | 100.5 | 92.8 | 99.2 | 99.2 | 98.2 | 99.0 | 99.0 | 95.9 | 99.4 | 98.1 | 98.1 | 98.1 | 98.1 | 98.1 |
| Jul | 97.6 | 97.3 | 99.0 | 101.8 | 97.7 | 100.5 | 92.7 | 99.3 | 99.3 | 96.1 | 99.0 | 95.6 | 98.3 | 101.5 | 98.1 | 98.1 | 98.1 | 98.1 | 98.1 |
| Aug | 97.9 | 97.5 | 102.2 | 97.9 | 101.0 | 93.1 | 99.5 | 99.0 | 99.5 | 99.0 | 99.0 | 96.1 | 96.2 | 101.8 | 98.1 | 98.1 | 98.1 | 98.1 | 98.1 |
| Sep | | | | | | | | | | | | | 97.1 | | | | | | |

1014 Metallherzeugung und -bearbeitung
1995 = 100

Manufacture of basic metals
1995 = 100

Métallurgie
1995 = 100

NACE Rev.1 7

| | EU-15 | EUR-11 | B | DK | D | EL | E | F | IRL | I | L | NL | A | P | FIN | S | UK | US | JP |
|----------|-------|--------|-------|-------|-------|-------|-------|-------|-------|-------|-------|-------|-------|-------|-------|-------|-------|-------|-------|
| 1995 | 100.0 | 100.0 | 100.0 | 100.0 | 100.0 | 100.0 | 100.0 | 100.0 | 100.0 | 100.0 | 100.0 | 100.0 | 100.0 | 100.0 | 100.0 | 100.0 | 100.0 | 100.0 | 100.0 |
| 1996 | 100.8 | 94.4 | 87.5 | 100.2 | 104.7 | 100.6 | 102.5 | 94.6 | 91.2 | 96.8 | 97.2 | 103.3 | 91.7 | 98.9 | 97.4 | 96.2 | 98.9 | 97.4 | 96.2 |
| 1997 | 100.4 | 95.1 | 87.0 | 101.5 | 107.5 | 103.4 | 93.3 | 93.8 | 99.3 | 99.3 | 100.9 | 110.3 | 94.0 | 96.0 | 97.9 | 99.3 | 96.0 | 97.9 | 99.3 |
| 1998 | 104.0 | 95.3 | 92.9 | 93.4 | 102.1 | 95.1 | 96.7 | 101.0 | 98.9 | 88.7 | 90.2 | 93.2 | 93.2 | 93.2 | 93.2 | 93.2 | 93.2 | 93.2 | 93.2 |
| 1998 Jul | 95.9 | 96.2 | 104.9 | 99.0 | 107.6 | 94.7 | 93.9 | 95.1 | 96.7 | 101.0 | 98.9 | 88.7 | 90.2 | 93.2 | 93.2 | 93.2 | 93.2 | 93.2 | 93.2 |
| Aug | 94.9 | 95.2 | 104.8 | 98.4 | 107.8 | 94.4 | 93.5 | 92.6 | 97.0 | 101.0 | 98.9 | 88.3 | 88.4 | 93.0 | 93.0 | 93.0 | 93.0 | 93.0 | 93.0 |
| Sep | 94.1 | 94.3 | 104.8 | 97.4 | 107.8 | 93.2 | 92.9 | 91.8 | 94.4 | 99.0 | 97.4 | 87.5 | 87.2 | 92.8 | 92.8 | 92.8 | 92.8 | 92.8 | 92.8 |
| Oct | 92.5 | 92.6 | 96.1 | 96.0 | 105.5 | 91.4 | 91.3 | 89.8 | 93.1 | 96.0 | 95.2 | 84.6 | 85.6 | 98.1 | 98.1 | 98.1 | 98.1 | 98.1 | 98.1 |
| Nov | 91.5 | 91.5 | 94.5 | 95.0 | 101.5 | 90.3 | 90.3 | 88.7 | 89.9 | 95.0 | 92.5 | 85.3 | 83.3 | 98.1 | 98.1 | 98.1 | 98.1 | 98.1 | 98.1 |
| Dec | 90.2 | 90.0 | 92.8 | 93.1 | 101.4 | 88.0 | 89.8 | 87.6 | 88.7 | 93.0 | 92.6 | 80.7 | 83.5 | 98.1 | 98.1 | 98.1 | 98.1 | 98.1 | 98.1 |
| 1999 Jan | 89.3 | 89.0 | 91.2 | 92.0 | 86.3 | 88.3 | 87.3 | 88.8 | 93.0 | 91.4 | 79.3 | 61.0 | 98.1 | 98.1 | 98.1 | 98.1 | 98.1 | 98.1 | 98.1 |
| Feb | 89.0 | 88.6 | 91.8 | 91.7 | 86.2 | 87.5 | 87.1 | 86.8 | 92.0 | 90.5 | 78.3 | 80.0 | 98.1 | 98.1 | 98.1 | 98.1 | 98.1 | 98.1 | 98.1 |
| Mar | 88.6 | 88.1 | 91.4 | 91.6 | 86.0 | 87.0 | 86.3 | 84.3 | 91.0 | 91.2 | 77.7 | 79.8 | 98.1 | 98.1 | 98.1 | 98.1 | 98.1 | 98.1 | 98.1 |
| Apr | 89.0 | 88.4 | 95.8 | 91.9 | 86.0 | 87.1 | 86.6 | 82.4 | 92.0 | 91.4 | 78.9 | 80.3 | 98.1 | 98.1 | 98.1 | 98.1 | 98.1 | 98.1 | 98.1 |
| May | 88.3 | 88.8 | 96.3 | 92.0 | 87.1 | 87.5 | 86.9 | 84.4 | 93.0 | 94.2 | 80.2 | 80.8 | 98.1 | 98.1 | 98.1 | 98.1 | 98.1 | 98.1 | 98.1 |
| Jun | 88.7 | 89.2 | 96.1 | 92.0 | 86.0 | 88.0 | 87.8 | 84.7 | 92.0 | 96.9 | 79.7 | 82.7 | 98.1 | 98.1 | 98.1 | 98.1 | 98.1 | 98.1 | 98.1 |
| Jul | 90.6 | 90.2 | 98.3 | 92.9 | 89.9 | 88.8 | 88.3 | 85.1 | 94.0 | 98.5 | 83.7 | 83.6 | 98.1 | 98.1 | 98.1 | 98.1 | 98.1 | 98.1 | 98.1 |
| Aug | 91.0 | 90.5 | 98.4 | 93.1 | 90.5 | 89.3 | 88.5 | 94.0 | 99.2 | 84.1 | 86.0 | 98.1 | 98.1 | 98.1 | 98.1 | 98.1 | 98.1 | 98.1 | 98.1 |
| Sep | | | | | | | | | | | | 85.2 | | | | | | | |

INDUSTRIELLER ERZEUGERPREISINDEX
INDUSTRIAL PRODUCER PRICE INDEX
INDICE DES PRIX À LA PRODUCTION INDUSTRIELLE



1015 Erzeugung von Roheisen, Stahl und
 Ferrolegerungen (EGKS)
 1995 = 100

Manufacture of basic iron and
 steel (ECC)
 1995 = 100

Sidérurgie
 1995 = 100

NACE Rev.1 271

| | EU-15 | EUR-11 | B | DK | D | EL | E | F | IRL | I | L | NL | A | P | FIN | S | UK | US | JP |
|----------|-------|--------|-------|----|-------|-------|-------|-------|-----|-------|---|------|---|---|-------|-------|-------|----|-------|
| 1995 | 100.0 | : | 100.0 | : | 100.0 | 100.0 | 100.0 | 100.0 | : | 100.0 | : | : | : | : | 100.0 | 100.0 | 100.0 | : | 100.0 |
| 1996 | 98.4 | : | 98.7 | : | 98.1 | 105.6 | 102.2 | : | : | 98.4 | : | : | : | : | 101.9 | 92.2 | 96.2 | : | 97.4 |
| 1997 | 93.8 | : | 96.8 | : | 99.5 | 107.1 | 104.4 | : | : | 96.4 | : | : | : | : | 105.7 | 95.1 | 91.7 | : | 99.6 |
| 1998 | 93.5 | : | 94.7 | : | : | : | : | : | : | 97.2 | : | : | : | : | 109.9 | 89.2 | : | : | : |
| 1998 Jul | 95.9 | : | 94.3 | : | 96.8 | 106.1 | 95.3 | 93.3 | : | 101.0 | : | 99.0 | : | : | 93.4 | 90.5 | 88.2 | : | 97.0 |
| Aug | 94.2 | : | 93.2 | : | 95.9 | 106.1 | 94.6 | 93.1 | : | 95.5 | : | 98.0 | : | : | 93.5 | 88.4 | 88.2 | : | 96.7 |
| Sep | 93.2 | : | 91.7 | : | 94.9 | 106.7 | 93.3 | 92.5 | : | 94.4 | : | 95.0 | : | : | 93.4 | 85.8 | : | : | 96.1 |
| Oct | 90.8 | : | 88.7 | : | 92.7 | 105.0 | 91.6 | 90.2 | : | 90.3 | : | 91.0 | : | : | 91.2 | 84.0 | : | : | 95.4 |
| Nov | 88.6 | : | 84.8 | : | 90.2 | 103.2 | 89.4 | 88.6 | : | 87.4 | : | 89.0 | : | : | 91.8 | 81.1 | : | : | : |
| Dec | 87.0 | : | 83.8 | : | 87.5 | 103.2 | 86.9 | 88.2 | : | 86.2 | : | 86.0 | : | : | 86.1 | 80.9 | : | : | : |
| 1999 Jan | 85.6 | : | 78.7 | : | 85.4 | 103.2 | 85.5 | 86.3 | : | 86.2 | : | 84.0 | : | : | 83.7 | 78.4 | : | : | : |
| Feb | 84.7 | : | 75.6 | : | 84.3 | 103.2 | 85.2 | 84.9 | : | 85.5 | : | 83.0 | : | : | 81.8 | 77.9 | : | : | : |
| Mar | 84.4 | : | 74.6 | : | 84.5 | 103.2 | 84.2 | 84.1 | : | 85.0 | : | 81.0 | : | : | 81.0 | 78.2 | : | : | : |
| Apr | 84.3 | : | 75.1 | : | 84.1 | 103.2 | 84.5 | 83.7 | : | 84.9 | : | 82.0 | : | : | 80.8 | 79.8 | : | : | : |
| May | 84.3 | : | 75.5 | : | 83.9 | 103.2 | 84.4 | 83.8 | : | 85.1 | : | 84.0 | : | : | 81.3 | 78.8 | : | : | : |
| Jun | 85.5 | : | 76.6 | : | 84.3 | 104.0 | 85.3 | 84.0 | : | 88.2 | : | 83.0 | : | : | 82.0 | 81.9 | : | : | : |
| Jul | 86.0 | : | 76.6 | : | 84.8 | : | 86.2 | 84.5 | : | 88.4 | : | 86.0 | : | : | 83.5 | 82.4 | : | : | : |
| Aug | 86.5 | : | : | : | 85.3 | : | 86.5 | 85.0 | : | 88.7 | : | 86.0 | : | : | 85.5 | 84.4 | : | : | : |
| Sep | : | : | : | : | : | : | : | : | : | : | : | : | : | : | 85.2 | : | : | : | : |

1016 Maschinenbau
 1995 = 100

Manufacture of machinery and
 equipment
 1995 = 100

Fabrication de machines
 et équipement
 1995 = 100

NACE Rev.1 29

| | EU-15 | EUR-11 | B | DK | D | EL | E | F | IRL | I | L | NL | A | P | FIN | S | UK | US | JP |
|----------|-------|--------|------|-------|-------|-------|-------|-------|-------|-------|-------|-------|---|---|-------|-------|-------|-------|-------|
| 1995 | 100.0 | 100.0 | : | 100.0 | 100.0 | 100.0 | 100.0 | : | 100.0 | 100.0 | 100.0 | 100.0 | : | : | 100.0 | 100.0 | 100.0 | 100.0 | 100.0 |
| 1996 | 100.4 | 102.2 | 98.6 | : | : | 105.1 | : | : | 101.3 | 104.9 | 100.4 | 100.6 | : | : | 110.2 | 104.4 | 102.9 | 100.0 | 95.9 |
| 1997 | 101.3 | 103.3 | 96.2 | : | : | 109.5 | : | : | 107.0 | 102.7 | 101.4 | 101.4 | : | : | 115.7 | 106.1 | 105.7 | 99.5 | 94.4 |
| 1998 | 102.3 | 104.2 | : | : | : | : | : | : | 108.9 | : | 102.8 | 102.8 | : | : | 123.5 | 107.4 | : | : | : |
| 1998 Jul | 104.8 | 104.4 | : | 107.9 | 103.4 | 115.2 | 106.8 | 101.9 | : | 109.0 | 104.7 | 104.0 | : | : | 109.5 | 108.0 | 106.8 | : | 92.8 |
| Aug | 104.8 | 104.4 | : | 108.0 | 103.4 | 115.2 | 106.8 | 102.1 | : | 109.0 | 104.7 | 104.0 | : | : | 109.5 | 107.8 | 106.7 | : | 92.7 |
| Sep | 104.9 | 104.4 | : | 107.9 | 103.5 | 115.4 | 106.8 | 101.9 | : | 109.1 | 104.0 | 104.0 | : | : | 109.8 | 107.8 | 106.7 | : | 92.6 |
| Oct | 104.9 | 104.5 | : | 107.6 | 103.5 | 115.6 | 106.8 | 101.9 | : | 109.1 | 104.0 | 105.0 | : | : | 110.0 | 107.9 | : | : | 92.4 |
| Nov | 104.9 | 104.5 | : | 107.8 | 103.5 | 115.6 | 106.8 | 101.7 | : | 109.2 | 104.0 | 105.0 | : | : | 110.0 | 108.1 | : | : | : |
| Dec | 104.9 | 104.5 | : | 107.8 | 103.5 | 115.6 | 106.9 | 101.7 | : | 109.2 | 103.8 | 105.0 | : | : | 110.1 | 107.9 | : | : | : |
| 1999 Jan | 105.2 | 104.7 | : | 108.0 | 103.7 | : | 107.3 | 101.9 | : | 109.4 | 104.1 | 105.0 | : | : | 110.3 | 109.4 | : | : | : |
| Feb | 105.3 | 104.8 | : | 108.6 | 103.8 | : | 107.7 | 101.8 | : | 109.5 | 104.0 | 105.0 | : | : | 110.3 | 110.1 | : | : | : |
| Mar | 105.4 | 104.8 | : | 108.6 | 103.9 | : | 107.9 | 101.8 | : | 109.5 | 104.0 | 105.0 | : | : | 110.3 | 111.1 | : | : | : |
| Apr | 105.6 | 105.0 | : | 108.9 | 104.1 | : | 108.1 | 101.8 | : | 109.6 | 104.6 | 105.0 | : | : | 110.7 | 110.2 | : | : | : |
| May | 105.6 | 105.0 | : | 108.9 | 104.1 | : | 108.2 | 101.9 | : | 109.6 | 104.6 | 105.0 | : | : | 111.0 | 110.7 | : | : | : |
| Jun | 105.6 | 105.0 | : | 108.8 | 104.1 | : | 108.2 | 101.9 | : | 109.6 | 104.6 | 105.0 | : | : | 111.0 | 110.5 | : | : | : |
| Jul | 105.7 | 105.1 | : | 108.8 | 104.2 | : | 108.4 | 101.7 | : | 109.7 | 104.8 | 105.0 | : | : | 111.2 | 111.6 | : | : | : |
| Aug | 105.7 | 105.1 | : | 109.0 | 104.2 | : | 108.3 | 101.8 | : | 109.6 | : | 105.0 | : | : | 111.1 | 111.3 | : | : | : |
| Sep | : | : | : | : | : | : | : | : | : | : | : | : | : | : | 111.1 | : | : | : | : |

INDUSTRIELLER ERZEUGERPREISINDEX
INDUSTRIAL PRODUCER PRICE INDEX
INDICE DES PRIX À LA PRODUCTION INDUSTRIELLE



| | 1017 Herstellung von Geräten der Elektrizitätserzeugung, verteilung u.ä -1995 = 100 | | | | | | | | | | Manufacture of electrical machinery and apparatus 1995 = 100 | | | | | Fabrication de machines et appareils électriques 1995 = 100 | | | |
|----------|---|--------|-------|-------|-------|-------|-------|-------|-----|-------|--|-------|---|---|-------|---|-------|----|----|
| | NACE Rev.1 1 | | | | | | | | | | | | | | | | | | |
| | EU-15 | EUR-11 | B | DK | D | EL | E | F | IRL | I | L | NL | A | P | FIN | S | UK | US | JP |
| 1995 | 100.0 | 100.0 | : | 100.0 | 100.0 | 100.0 | 100.0 | 100.0 | : | 100.0 | : | 100.0 | : | : | : | 100.0 | 100.0 | : | : |
| 1996 | 88.6 | 100.8 | 105.1 | : | : | 100.4 | 102.2 | : | : | 102.2 | : | 100.4 | : | : | 108.6 | 103.7 | 101.6 | : | : |
| 1997 | 84.4 | 100.9 | 106.7 | : | : | 110.8 | 102.9 | : | : | 102.3 | : | 102.7 | : | : | 116.4 | 105.2 | 102.2 | : | : |
| 1998 | 88.3 | 100.5 | 106.4 | : | : | : | : | : | : | 103.0 | : | 102.0 | : | : | 120.8 | 103.9 | : | : | : |
| 1998 Jun | 100.6 | 100.3 | : | 102.7 | 100.1 | 116.8 | 101.4 | 97.4 | : | 103.2 | : | 101.0 | : | : | : | 103.6 | 102.0 | : | : |
| Jul | 100.4 | 100.1 | : | 103.5 | 99.8 | 115.4 | 101.4 | 97.3 | : | 103.1 | : | 101.0 | : | : | : | 101.3 | 101.8 | : | : |
| Aug | 100.4 | 100.1 | : | 103.6 | 99.8 | 115.4 | 101.4 | 97.2 | : | 103.1 | : | 101.0 | : | : | : | 105.2 | 101.8 | : | : |
| Sep | 100.3 | 100.0 | : | 103.7 | 99.7 | 115.1 | 101.3 | 97.1 | : | 103.1 | : | 101.0 | : | : | : | 105.3 | 101.6 | : | : |
| Oct | 100.0 | 99.7 | : | 103.4 | 99.4 | 113.5 | 101.2 | 96.7 | : | 103.0 | : | 101.0 | : | : | : | 103.1 | : | : | : |
| Nov | 100.0 | 99.7 | : | 103.3 | 99.4 | 111.9 | 101.1 | 96.5 | : | 103.0 | : | 101.0 | : | : | : | 104.3 | : | : | : |
| Dec | 99.8 | 99.5 | : | 103.3 | 99.1 | 111.9 | 101.2 | 96.2 | : | 102.9 | : | 101.0 | : | : | : | 104.8 | : | : | : |
| 1999 Jan | 99.8 | 99.3 | : | 103.9 | 98.9 | : | 100.5 | 96.4 | : | 102.8 | : | 101.0 | : | : | : | 106.5 | : | : | : |
| Feb | 99.9 | 99.5 | : | 103.9 | 99.5 | : | 100.5 | 96.2 | : | 102.6 | : | 101.0 | : | : | : | 104.0 | : | : | : |
| Mar | 99.7 | 99.3 | : | 104.7 | 99.3 | : | 100.5 | 96.0 | : | 102.3 | : | 101.0 | : | : | : | 100.1 | : | : | : |
| Apr | 99.8 | 99.2 | : | 103.2 | 99.4 | : | 100.5 | 95.9 | : | 102.0 | : | 101.0 | : | : | : | 102.7 | : | : | : |
| May | 99.9 | 99.4 | : | 103.2 | 99.8 | : | 100.8 | 95.9 | : | 101.9 | : | 101.0 | : | : | : | 101.4 | : | : | : |
| Jun | 99.6 | 99.1 | : | 104.7 | 99.2 | : | 100.9 | 95.9 | : | 101.6 | : | 101.0 | : | : | : | 103.3 | : | : | : |
| Jul | 99.9 | 99.4 | : | 104.6 | 99.6 | : | 101.3 | 95.9 | : | 101.8 | : | 102.0 | : | : | : | 102.4 | : | : | : |
| Aug | 100.0 | 99.5 | : | 105.0 | 99.6 | : | 101.7 | 96.0 | : | 101.9 | : | 102.0 | : | : | : | 101.2 | : | : | : |

| | 1018 Fahrzeugbau ⁽¹⁾ 1995 = 100 | | | | | | | | | | Manufacture of transport equipment ⁽¹⁾ 1995 = 100 | | | | | Fabrication de matériels de transport ⁽¹⁾ 1995 = 100 | | | |
|----------|--|--------|---|-------|-------|-------|-------|---|-----|---|--|-------|---|---|-------|---|-------|----|----|
| | NACE Rev.1 5 | | | | | | | | | | | | | | | | | | |
| | EU-15 | EUR-11 | B | DK | D | EL | E | F | IRL | I | L | NL | A | P | FIN | S | UK | US | JP |
| 1995 | : | : | : | 100.0 | 100.0 | 100.0 | 100.0 | : | : | : | : | 100.0 | : | : | 100.0 | : | 100.0 | : | : |
| 1996 | : | : | : | : | : | 115.6 | 101.5 | : | : | : | : | 101.5 | : | : | 101.4 | : | 102.9 | : | : |
| 1997 | : | : | : | : | : | 119.8 | 99.5 | : | : | : | : | 103.1 | : | : | 111.2 | : | 104.9 | : | : |
| 1998 | : | : | : | : | : | : | : | : | : | : | : | 105.4 | : | : | 114.3 | : | : | : | : |
| 1998 Jul | : | : | : | 105.7 | 100.9 | 133.2 | 114.0 | : | : | : | : | 117.0 | : | : | 105.5 | : | 108.3 | : | : |
| Aug | : | : | : | 105.7 | 101.0 | 135.7 | 114.0 | : | : | : | : | 117.0 | : | : | 105.3 | : | 108.5 | : | : |
| Sep | : | : | : | 105.8 | 101.0 | 135.8 | 114.0 | : | : | : | : | 117.0 | : | : | 106.4 | : | 108.4 | : | : |
| Oct | : | : | : | 106.3 | 101.2 | 135.4 | 113.8 | : | : | : | : | 117.0 | : | : | 107.4 | : | 108.5 | : | : |
| Nov | : | : | : | 106.4 | 101.2 | 134.7 | 114.0 | : | : | : | : | 119.0 | : | : | 107.2 | : | 108.8 | : | : |
| Dec | : | : | : | 106.3 | 101.2 | 134.7 | 114.2 | : | : | : | : | 119.0 | : | : | 107.1 | : | 108.8 | : | : |
| 1999 Jan | : | : | : | 106.0 | 101.3 | : | 114.1 | : | : | : | : | 119.0 | : | : | 106.9 | : | 111.1 | : | : |
| Feb | : | : | : | 106.1 | 101.1 | : | 113.7 | : | : | : | : | 119.0 | : | : | 107.3 | : | 113.6 | : | : |
| Mar | : | : | : | 106.0 | 101.2 | : | 113.9 | : | : | : | : | 119.0 | : | : | 107.2 | : | 113.8 | : | : |
| Apr | : | : | : | 105.4 | 101.3 | : | 113.9 | : | : | : | : | 119.0 | : | : | 107.8 | : | 114.1 | : | : |
| May | : | : | : | 105.5 | 101.3 | : | 114.4 | : | : | : | : | 119.0 | : | : | 108.0 | : | 113.8 | : | : |
| Jun | : | : | : | 105.5 | 101.2 | : | 114.4 | : | : | : | : | 119.0 | : | : | 108.2 | : | 114.3 | : | : |
| Jul | : | : | : | 107.3 | 101.2 | : | 114.4 | : | : | : | : | 119.0 | : | : | 108.2 | : | 115.1 | : | : |
| Aug | : | : | : | 107.6 | 101.3 | : | 114.4 | : | : | : | : | 119.0 | : | : | 108.4 | : | 115.8 | : | : |
| Sep | : | : | : | : | : | : | : | : | : | : | : | : | : | : | 108.3 | : | 115.9 | : | : |

(1) Ohne Wagen

(1) Excluding car

(1) Automobiles exclues

INDUSTRIELLER ERZEUGERPREISINDEX
INDUSTRIAL PRODUCER PRICE INDEX
INDICE DES PRIX À LA PRODUCTION INDUSTRIELLE



1019 Energieversorgung
1995 = 100

Electricity, gas, steam and hot
water supply
1995 = 100

Production et distribution
d'électricité, de gaz et de
chaleur -1995 = 100

NACE Rev.1 40

| | EU-15 | EUR-11 | B | DK | D | EL | E | F | IRL | I | L | NL | A | P | FIN | S | UK | US | JP |
|----------|-------|--------|-------|----|-------|-------|-------|-------|-----|-------|---|-------|---|-------|-------|---|----|----|----|
| 1995 | : | 100.0 | 100.0 | : | 100.0 | 100.0 | 100.0 | 100.0 | : | 100.0 | : | 100.0 | : | 100.0 | 100.0 | : | : | : | : |
| 1996 | : | 97.9 | 99.1 | : | : | 103.3 | 105.7 | : | : | 102.6 | : | 101.2 | : | 96.7 | 103.0 | : | : | : | : |
| 1997 | : | 99.0 | 99.2 | : | : | 104.8 | 96.9 | : | : | 108.6 | : | 106.6 | : | 96.0 | 104.8 | : | : | : | : |
| 1998 | : | 97.2 | 99.1 | : | : | : | : | : | : | 104.0 | : | 105.6 | : | : | 105.9 | : | : | : | : |
| 1998 Jul | : | 98.3 | 100.2 | : | 96.3 | 108.5 | 93.8 | 95.8 | : | 103.3 | : | 104.0 | : | 97.5 | 105.4 | : | : | : | : |
| Aug | : | 98.2 | 100.1 | : | 96.1 | 110.1 | 93.8 | 95.8 | : | 102.8 | : | 104.0 | : | 97.5 | 105.4 | : | : | : | : |
| Sep | : | 97.8 | 99.9 | : | 96.1 | 110.1 | 93.8 | 95.8 | : | 101.2 | : | 104.0 | : | 97.5 | 104.1 | : | : | : | : |
| Oct | : | 97.0 | 98.8 | : | 94.1 | 110.1 | 93.8 | 95.3 | : | 101.2 | : | 105.0 | : | 97.5 | 103.6 | : | : | : | : |
| Nov | : | 96.0 | 97.3 | : | 92.6 | 110.1 | 94.3 | 94.9 | : | 100.3 | : | 105.0 | : | 93.7 | 102.1 | : | : | : | : |
| Dec | : | 95.9 | 96.6 | : | 92.5 | 110.1 | 94.6 | 94.9 | : | 99.8 | : | 105.0 | : | 93.7 | 102.1 | : | : | : | : |
| 1999 Jan | : | 94.0 | 95.4 | : | 90.5 | : | 93.0 | 94.8 | : | 96.7 | : | 102.0 | : | 87.2 | 101.9 | : | : | : | : |
| Feb | : | 94.0 | 96.4 | : | 90.5 | : | 93.0 | 94.8 | : | 95.9 | : | 102.0 | : | 87.2 | 101.8 | : | : | : | : |
| Mar | : | 93.7 | 96.1 | : | 90.2 | : | 92.9 | 94.8 | : | 95.0 | : | 102.0 | : | 87.2 | 102.0 | : | : | : | : |
| Apr | : | 93.8 | 95.8 | : | 91.4 | : | 91.8 | 94.5 | : | 94.8 | : | 101.0 | : | 87.2 | 101.7 | : | : | : | : |
| May | : | 93.7 | 95.0 | : | 92.1 | : | 91.9 | 92.5 | : | 94.7 | : | 101.0 | : | 90.7 | 101.6 | : | : | : | : |
| Jun | : | 93.7 | 94.9 | : | 91.9 | : | 91.9 | 92.5 | : | 95.0 | : | 101.0 | : | 90.7 | 101.5 | : | : | : | : |
| Jul | : | 94.2 | 95.1 | : | 91.5 | : | 92.2 | 93.4 | : | 97.0 | : | 103.0 | : | 90.7 | 101.2 | : | : | : | : |
| Aug | : | 94.3 | : | : | 91.2 | : | 92.8 | 93.4 | : | 97.9 | : | 103.0 | : | 90.7 | 100.8 | : | : | : | : |
| Sep | : | : | : | : | : | : | : | : | : | : | : | : | : | 100.3 | : | : | : | : | : |

LÖHNE
WAGES AND SALARIES
SALAIRES



| | 1101 Stundenlöhne Industrie nominal 1996 = 100 | | | | Hourly wages industry nominal 1996 = 100 | | | | | | | | Salaires horaires industries nominiaux 1996 = 100 | | | | | |
|--------|--|--------|-------|-------|--|-------|-------|-------|-------|-------|-------|-------|---|-------|-------|-------|-------|-------|
| | EU-15 | EUR-11 | B | DK | D | EL | E | F | IRL | I | L | NL | A | P | FIN | S | UK | US |
| 1994 | 93.4 | 93.7 | 96.2 | 93.4 | 93.2 | 80.7 | 90.4 | 94.8 | 93.4 | 94.0 | 94.8 | 97.2 | 93.3 | : | 94.0 | 89.0 | 93.3 | 94.4 |
| 1995 | 96.6 | 96.8 | 98.1 | 96.1 | 96.8 | 91.8 | 94.8 | 97.2 | 96.3 | 96.9 | 98.3 | : | 96.8 | 96.3 | 95.8 | 93.8 | 95.9 | 96.9 |
| 1996 | 100.0 | 100.0 | 100.0 | 100.0 | 100.0 | 100.0 | 100.0 | 100.0 | 100.0 | 100.0 | 100.0 | 100.0 | 100.0 | 100.0 | 100.0 | 100.0 | 100.0 | 100.0 |
| 1997 | 102.9 | 102.5 | 102.1 | 104.0 | 101.4 | 109.2 | 104.0 | 102.8 | 103.7 | 103.6 | 101.3 | 102.8 | 102.4 | : | 102.5 | 104.5 | 104.5 | 103.3 |
| 1998 | 105.5 | 104.7 | 104.7 | : | 103.1 | : | 106.7 | 104.9 | : | 106.5 | 100.5 | 105.8 | 105.1 | : | 106.7 | 108.2 | 109.4 | 106.4 |
| 1996 I | 98.8 | 99.0 | 98.7 | 98.3 | 99.4 | 96.8 | 98.2 | 98.8 | 98.0 | 99.0 | 89.7 | 99.4 | 99.0 | 96.9 | 99.3 | 97.5 | 97.8 | 98.1 |
| II | 100.0 | 99.8 | 100.3 | 101.5 | 100.2 | 99.4 | 99.4 | 99.7 | 100.3 | 99.3 | 96.9 | 99.4 | 99.8 | 99.1 | 99.5 | 101.5 | 100.5 | 99.5 |
| III | 100.4 | 100.3 | 100.4 | 99.9 | 100.0 | 100.9 | 101.0 | 100.4 | 99.4 | 100.6 | 89.1 | 100.3 | 100.1 | 101.0 | 99.2 | 99.8 | 101.4 | 100.9 |
| IV | 100.8 | 100.9 | 100.6 | 100.2 | 100.3 | 102.9 | 101.4 | 101.1 | 102.2 | 101.1 | 124.1 | 100.9 | 101.0 | 103.0 | 101.9 | 101.1 | 100.4 | 101.5 |
| 1997 I | 101.9 | 101.6 | 100.9 | 102.3 | 101.0 | 107.4 | 102.2 | 101.7 | 101.7 | 102.9 | 92.9 | 101.7 | 101.6 | : | 102.0 | 103.2 | 102.9 | 101.7 |
| II | 102.7 | 102.3 | 102.0 | 105.7 | 101.4 | 108.5 | 103.8 | 102.4 | 102.7 | 103.1 | 98.9 | 102.7 | 102.2 | 106.8 | 102.0 | 105.1 | 104.5 | 102.7 |
| III | 103.2 | 102.7 | 102.5 | 103.9 | 101.3 | 109.6 | 104.9 | 103.2 | 103.7 | 104.0 | 89.5 | 103.2 | 102.5 | : | 102.2 | 104.1 | 105.5 | 103.9 |
| IV | 103.7 | 103.3 | 103.0 | 104.1 | 101.8 | 111.3 | 105.1 | 103.8 | 106.5 | 104.5 | 123.8 | 103.6 | 103.5 | 112.3 | 103.6 | 105.6 | 105.0 | 105.1 |
| 1998 I | 104.3 | 103.6 | 103.2 | : | 102.0 | : | 104.8 | 104.1 | 107.2 | 105.0 | 91.1 | 104.6 | 104.1 | : | 106.3 | 106.6 | 107.7 | 105.0 |
| II | 105.5 | 104.6 | 104.9 | : | 103.2 | : | 106.4 | 104.5 | 109.3 | 106.3 | 97.8 | 105.3 | 104.7 | 113.5 | 106.4 | 109.5 | 109.9 | 105.9 |
| III | 105.9 | 105.0 | 105.1 | : | 103.1 | : | 107.9 | 105.2 | 108.8 | 107.0 | 89.8 | 106.5 | 105.0 | : | 106.6 | 107.8 | 110.6 | 107.0 |
| IV | 106.3 | 105.7 | 105.4 | : | 103.9 | : | 107.7 | 105.6 | : | 107.6 | 123.1 | 106.6 | 106.5 | : | 107.3 | 109.0 | 109.4 | 107.8 |
| 1999 I | 107.0 | 106.1 | 105.7 | : | 104.4 | : | 107.8 | 106.3 | : | 108.1 | 90.0 | 107.1 | 107.3 | : | 109.5 | 109.2 | 112.2 | : |
| II | 107.9 | 106.9 | 105.7 | : | 105.6 | : | 108.7 | 106.6 | : | 108.5 | : | 108.1 | 107.9 | : | 109.8 | 110.7 | : | : |
| III | : | : | 108.1 | : | : | : | : | : | : | : | : | : | : | : | : | : | : | : |

| | 1102 Stundenlöhne Industrie real 1996 = 100 | | | | Hourly wages industry in real terms 1996 = 100 | | | | | | | | Salaires horaires industries réels 1996 = 100 | | | | | |
|---------|---|--------|-------|-------|--|-------|-------|-------|-------|-------|-------|-------|---|-------|-------|-------|-------|-------|
| | EU-15 | EUR-11 | B | DK | D | EL | E | F | IRL | I | L | NL | A | P | FIN | S | UK | US |
| 1994 | 98.3 | 98.2 | 99.1 | 97.2 | 96.1 | 94.8 | 98.0 | 98.5 | 98.4 | 103.0 | 97.6 | 100.4 | 96.5 | 94.3 | 95.5 | 91.9 | 98.6 | 99.9 |
| 1995 | 98.9 | 98.9 | 99.9 | 98.1 | 97.9 | 99.0 | 98.1 | 99.2 | 98.3 | 100.8 | 99.5 | 99.6 | 98.6 | 99.1 | 96.9 | 94.5 | 98.3 | 99.7 |
| 1996 | 100.0 | 100.0 | 100.0 | 100.0 | 100.0 | 100.0 | 100.0 | 100.0 | 100.0 | 100.0 | 100.0 | 100.0 | 100.0 | 100.0 | 100.0 | 100.0 | 100.0 | 100.0 |
| 1997 | 101.1 | 100.9 | 100.6 | 102.0 | 99.9 | 103.6 | 102.1 | 101.5 | 102.4 | 101.6 | 99.9 | 100.9 | 101.3 | 106.4 | 101.2 | 102.6 | 102.6 | 101.0 |
| 1998 | 102.4 | 102.0 | 102.2 | : | 100.9 | : | 102.9 | 102.9 | : | 102.4 | 98.2 | 102.0 | 103.0 | : | 104.0 | 105.2 | 105.8 | 102.4 |
| 1995 IV | 99.3 | 99.6 | 100.0 | 98.1 | 99.4 | 100.0 | 99.0 | 99.3 | 99.7 | 100.3 | 128.1 | 100.1 | 99.9 | 96.7 | 99.7 | 96.1 | 97.6 | 100.2 |
| 1996 I | 99.6 | 99.7 | 99.3 | 99.3 | 99.7 | 99.7 | 99.4 | 99.4 | 98.9 | 100.0 | 90.2 | 99.9 | 99.3 | 98.1 | 99.8 | 98.0 | 98.8 | 99.3 |
| II | 99.9 | 99.8 | 100.2 | 101.5 | 100.3 | 98.9 | 99.5 | 99.5 | 100.6 | 99.3 | 97.1 | 99.2 | 99.9 | 99.0 | 99.3 | 101.2 | 100.3 | 99.7 |
| III | 100.2 | 100.1 | 100.5 | 99.7 | 99.8 | 101.1 | 100.6 | 100.4 | 99.2 | 100.3 | 89.1 | 100.6 | 100.1 | 100.4 | 99.1 | 99.9 | 101.2 | 100.6 |
| IV | 100.2 | 100.4 | 100.0 | 99.4 | 100.2 | 100.3 | 100.5 | 100.7 | 101.3 | 100.3 | 123.4 | 100.3 | 100.6 | 102.3 | 101.7 | 100.9 | 99.6 | 100.4 |
| 1997 I | 100.8 | 100.5 | 99.8 | 101.2 | 99.8 | 104.0 | 101.0 | 100.8 | 100.9 | 101.5 | 92.1 | 100.8 | 100.6 | 103.7 | 101.8 | 102.5 | 102.1 | 100.0 |
| II | 101.1 | 100.9 | 100.6 | 103.4 | 100.1 | 102.3 | 102.4 | 101.2 | 101.5 | 101.3 | 97.9 | 101.1 | 101.1 | 105.0 | 100.8 | 103.3 | 102.7 | 100.5 |
| III | 101.2 | 100.9 | 100.8 | 101.7 | 99.5 | 104.3 | 102.7 | 101.8 | 102.5 | 102.0 | 88.2 | 101.1 | 101.3 | 107.3 | 100.7 | 102.0 | 103.4 | 101.3 |
| IV | 101.4 | 101.3 | 101.2 | 101.7 | 100.1 | 103.6 | 102.3 | 102.1 | 104.5 | 101.8 | 121.3 | 100.7 | 102.0 | 109.5 | 101.7 | 102.6 | 102.2 | 102.1 |
| 1998 I | 101.8 | 101.4 | 101.4 | : | 100.2 | : | 101.7 | 102.5 | 105.1 | 101.6 | 89.1 | 101.7 | 102.0 | 109.9 | 104.2 | 104.0 | 105.2 | 101.7 |
| II | 102.3 | 101.8 | 102.2 | : | 101.0 | : | 103.0 | 102.3 | 105.6 | 102.3 | 95.7 | 101.3 | 102.6 | 109.0 | 103.5 | 106.0 | 106.0 | 102.1 |
| III | 102.6 | 102.1 | 102.3 | : | 100.6 | : | 103.6 | 103.2 | 104.7 | 102.8 | 87.6 | 102.9 | 103.1 | : | 103.8 | 105.0 | 106.9 | 102.7 |
| IV | 102.9 | 102.8 | 102.9 | : | 101.8 | : | 103.3 | 103.6 | : | 103.1 | 120.1 | 102.2 | 104.3 | : | 104.4 | 105.8 | 105.1 | 103.1 |
| 1999 I | 103.4 | 102.9 | 102.6 | : | 102.2 | : | 102.7 | 104.2 | : | 103.2 | 88.2 | 102.1 | 104.9 | : | 106.6 | 106.3 | 107.8 | : |
| II | 103.5 | 103.0 | 102.0 | : | 102.7 | : | 102.9 | 103.8 | : | 102.9 | : | 101.9 | 105.4 | : | 105.5 | 106.9 | : | : |

Energie
Energy
Energie



| | 1201 Steinkohle- förderung 1000 t | | Coal production 1000 t | | | | | | | | | | | | | S | UK |
|------|---|--------|------------------------------|----|-------|------|-------|------|-----|---|---|----|---|-----|-----|---|-------|
| | EU-15 | EUR-11 | B | DK | D | EL | E | F | IRL | I | L | NL | A | P | FIN | | |
| 1994 | 132474 | 83503 | 0 | : | 57623 | : | 18194 | 7538 | 1 | 0 | : | : | : | 147 | : | 0 | 48971 |
| 1995 | 136129 | 83499 | 0 | : | 58858 | : | 17627 | 7014 | 0 | 0 | : | : | : | 0 | : | 0 | 52630 |
| 1996 | 126695 | 78157 | 0 | : | 53157 | : | 17688 | 7312 | 0 | 0 | : | : | : | 0 | : | 0 | 48538 |
| 1997 | 121641 | 74860 | 0 | : | 51212 | : | 17869 | 5779 | 0 | 0 | : | : | : | 0 | : | 0 | 46981 |
| 1998 | Apr | 6363 | 5229 | : | : | 3310 | : | 1431 | 488 | : | : | : | : | : | : | : | 3134 |
| | May | 6323 | 5156 | : | : | 3326 | : | 1453 | 377 | : | : | : | : | : | : | : | 3167 |
| | Jun | 8952 | 5348 | : | : | 3463 | : | 1522 | 363 | : | : | : | : | : | : | : | 3604 |
| | Jul | 8455 | 5279 | : | : | 3793 | : | 1330 | 156 | : | : | : | : | : | : | : | 3176 |
| | Aug | 7202 | 4586 | : | : | 3551 | : | 1049 | 386 | : | : | : | : | : | : | : | 2216 |
| | Sep | 9333 | 5718 | : | : | 3934 | : | 1350 | 434 | : | : | : | : | : | : | : | 3615 |
| | Oct | 9264 | 6120 | : | : | 4279 | : | 1420 | 421 | : | : | : | : | : | : | : | 3144 |
| | Nov | 9430 | 6106 | : | : | 4290 | : | 1441 | 375 | : | : | : | : | : | : | : | 3324 |
| | Dec | 8631 | 4636 | : | : | 3504 | : | 1097 | 335 | : | : | : | : | : | : | : | 3695 |
| 1999 | Jan | 7704 | 5368 | : | : | 3758 | : | 1210 | 400 | : | : | : | : | : | : | : | 2336 |
| | Feb | 8565 | 5339 | : | : | 3663 | : | 1291 | 365 | : | : | : | : | : | : | : | 3206 |
| | Mar | 9996 | 6003 | : | : | 4343 | : | 1349 | 391 | : | : | : | : | : | : | : | 3913 |
| | Apr | 8255 | 5514 | : | : | 3806 | : | 1254 | 454 | : | : | : | : | : | : | : | 2741 |
| | May | 8402 | 5471 | : | : | 3612 | : | 1290 | 369 | : | : | : | : | : | : | : | 2931 |
| | Jun | 8184 | 5328 | : | : | 3787 | : | 1186 | 355 | : | : | : | : | : | : | : | 2856 |

| | 1202 Naturgas- gewinnung TJ | | Natural gas production TJ | | | | | | | | | | | | | S | UK |
|------|-----------------------------------|---------|---------------------------------|--------|--------|-------|-------|--------|--------|--------|-------|---------|--------|------|-----|---|---------|
| | EU-15 | EUR-11 | B | DK | D | EL | E | F | IRL | I | L | NL | A | P | FIN | | |
| 1994 | 7430953 | 4523730 | 43 | 199768 | 670076 | 2213 | 8401 | 134395 | 102045 | 769705 | : | 2785407 | 53658 | : | : | : | 2705242 |
| 1995 | 7750075 | 4572640 | 10 | 216327 | 689087 | 2041 | 17650 | 129928 | 104630 | 760446 | : | 2812399 | 58688 | : | : | : | 2958867 |
| 1996 | 8775170 | 4982136 | 80 | 262633 | 749750 | 2154 | 19812 | 111953 | 100844 | 761235 | : | 3179381 | 59083 | : | : | : | 3528245 |
| 1997 | 8474428 | 4546197 | 6 | 323694 | 741655 | 2088 | 7571 | 98949 | 88678 | 734074 | : | 2818715 | 56549 | : | : | : | 3502449 |
| 1998 | May | 529118 | 264402 | 0 | 18164 | 42800 | 175 | 306 | 5848 | 3054 | 60008 | : | 144909 | 4477 | : | : | 246377 |
| | Jun | 500758 | 240848 | 0 | 20189 | 45700 | 175 | 347 | 5272 | 5452 | 57107 | : | 121985 | 4985 | : | : | 239566 |
| | Jul | 483803 | 250246 | 0 | 18655 | 46900 | 175 | 298 | 7684 | 5114 | 62495 | : | 123584 | 4171 | : | : | 214527 |
| | Aug | 489582 | 248472 | 0 | 20455 | 41380 | 175 | 210 | 8152 | 4023 | 60988 | : | 129948 | 3771 | : | : | 217480 |
| | Sep | 505762 | 245904 | 0 | 23155 | 41180 | 175 | 305 | 7624 | 3459 | 57974 | : | 129948 | 5013 | : | : | 236929 |
| | Oct | 732963 | 374286 | 0 | 26919 | 59480 | 175 | 134 | 7732 | 4550 | 60000 | : | 236872 | 6738 | : | : | 331614 |
| | Nov | 936061 | 497600 | 0 | 32646 | 70280 | 175 | 287 | 8219 | 5339 | 60000 | : | 347228 | 6247 | : | : | 405829 |
| | Dec | 893848 | 529607 | 0 | 34610 | 83310 | 175 | 1599 | 8682 | 5264 | 65000 | : | 353125 | 6627 | : | : | 431456 |
| 1999 | Jan | 857385 | 483310 | 0 | 34610 | 78190 | 0 | 1195 | 8000 | 5264 | 65000 | : | 322038 | 5623 | : | : | 437475 |
| | Feb | 889038 | 460961 | 0 | 31010 | 69100 | 0 | 690 | 8840 | 4437 | 65000 | : | 307567 | 5227 | : | : | 397067 |
| | Mar | 858784 | 429894 | 0 | 32318 | 73000 | 0 | 289 | 8840 | 4437 | 65000 | : | 268699 | 9029 | : | : | 396571 |
| | Apr | 715479 | 343545 | 0 | 29046 | 65900 | 0 | 251 | 7000 | 4437 | 65000 | : | 186651 | 5306 | : | : | 342988 |
| | May | 569004 | 262917 | 0 | 23073 | 49300 | 0 | 414 | 7000 | 4512 | 65000 | : | 128336 | 8356 | : | : | 283014 |
| | Jun | : | : | 0 | : | 49300 | 0 | 285 | : | 4023 | : | : | 129612 | 8300 | : | : | 251771 |
| | Jul | : | : | : | : | : | 288 | : | : | : | : | : | : | : | : | : | 255196 |

ENERGIE
ENERGY
ENERGIE



| | 1203 Rohöl- förderung 1000 t | | Crude oil production 1000 t | | | | | | | | | | | | | Pétrole brut production 1000 t | |
|----------|------------------------------------|--------|-----------------------------------|-------|------|-----|-----|------|-----|------|---|------|------|---|-----|--------------------------------------|--------|
| | EU-15 | EUR-11 | B | DK | D | EL | E | F | IRL | I | L | NL | A | P | FIN | S | UK |
| 1994 | 150999 | 16997 | : | 9118 | 2915 | 531 | 948 | 2769 | : | 4895 | : | 4323 | 1147 | : | : | 5 | 124348 |
| 1995 | 153400 | 16006 | : | 9170 | 2926 | 457 | 783 | 2503 | : | 5206 | : | 3479 | 1079 | : | : | 4 | 127763 |
| 1996 | 152038 | 15037 | : | 10121 | 2874 | 514 | 512 | 2107 | : | 5452 | : | 3103 | 989 | : | : | 0 | 126396 |
| 1997 | 151569 | 15181 | : | 11360 | 2804 | 465 | 371 | 2132 | : | 5948 | : | 2930 | 996 | : | : | 0 | 124563 |
| 1998 May | 12641 | 1220 | : | 951 | 237 | 27 | 43 | 144 | : | 509 | : | 203 | 84 | : | : | : | 10643 |
| Jun | 12329 | 1180 | : | 926 | 267 | 29 | 46 | 137 | : | 453 | : | 198 | 82 | : | : | : | 10191 |
| Jul | 12935 | 1261 | : | 944 | 250 | 29 | 47 | 146 | : | 527 | : | 208 | 83 | : | : | : | 10701 |
| Aug | 13046 | 1157 | : | 941 | 256 | 27 | 46 | 141 | : | 438 | : | 192 | 84 | : | : | : | 10021 |
| Sep | 13024 | 1092 | : | 943 | 239 | 25 | 42 | 139 | : | 407 | : | 185 | 80 | : | : | : | 10064 |
| Oct | 13631 | 1164 | : | 1003 | 216 | 27 | 39 | 144 | : | 454 | : | 227 | 84 | : | : | : | 11437 |
| Nov | 13521 | 1273 | : | 1032 | 242 | 26 | 35 | 143 | : | 528 | : | 244 | 81 | : | : | : | 11190 |
| Dec | 14514 | 1159 | : | 1015 | 237 | 0 | 34 | 0 | : | 555 | : | 246 | 87 | : | : | : | 12340 |
| 1999 Jan | 13812 | 1129 | : | 1089 | 244 | 0 | 32 | 138 | : | 384 | : | 250 | 81 | : | : | : | 11694 |
| Feb | 12987 | 1044 | : | 988 | 205 | 0 | 27 | 135 | : | 387 | : | 218 | 72 | : | : | : | 10955 |
| Mar | 14135 | 1125 | : | 1137 | 255 | 0 | 28 | 135 | : | 371 | : | 255 | 81 | : | : | : | 11673 |
| Apr | 13688 | 1092 | : | 1108 | 223 | 0 | 26 | 135 | : | 408 | : | 223 | 77 | : | : | : | 11488 |
| May | 13095 | 1058 | : | 1116 | 249 | 0 | 26 | 135 | : | 352 | : | 213 | 83 | : | : | : | 10921 |
| Jun | : | : | : | : | 244 | 0 | 26 | : | : | 338 | : | 201 | 83 | : | : | : | 10413 |
| Jul | : | : | : | : | : | : | 24 | : | : | : | : | 187 | : | : | : | : | 11502 |

| | 1204 Rohölverarbeitung in Raffinerien 1000 t | | Crude oil treated in refineries 1000 t | | | | | | | | | | | | | Pétrole brut traité dans les raffineries 1000 t | |
|----------|---|--------|---|-------|--------|-------|-------|-------|------|-------|---|-------|-------|-------|-------|---|-------|
| | EU-15 | EUR-11 | B | DK | D | EL | E | F | IRL | I | L | NL | A | P | FIN | S | UK |
| 1994 | 634179 | 495145 | 32094 | 8877 | 119648 | 16383 | 56391 | 80704 | 2310 | 93952 | : | 75282 | 9777 | 13331 | 12056 | 19613 | 93161 |
| 1995 | 630285 | 490567 | 29327 | 9765 | 114955 | 17765 | 56342 | 82415 | 2261 | 91768 | : | 79060 | 9271 | 13496 | 11672 | 19444 | 92744 |
| 1996 | 648308 | 500154 | 35562 | 10712 | 116321 | 20396 | 54402 | 86528 | 2127 | 90331 | : | 80170 | 9676 | 12462 | 12575 | 20586 | 96660 |
| 1997 | 661977 | 513927 | 36893 | 8627 | 112907 | 20717 | 57581 | 91215 | 2921 | 97293 | : | 80040 | 10324 | 13141 | 11612 | 21683 | 97023 |
| 1998 May | 55705 | 43867 | 3254 | 716 | 10015 | 1197 | 4765 | 3284 | 279 | 7603 | : | 6506 | 840 | 1260 | 1061 | 1673 | 8250 |
| Jun | 55275 | 42797 | 3206 | 842 | 9580 | 1783 | 5058 | 7679 | 248 | 7691 | : | 6321 | 842 | 1111 | 1061 | 1865 | 8188 |
| Jul | 58761 | 46046 | 3370 | 727 | 10339 | 1836 | 5286 | 8350 | 285 | 8104 | : | 7125 | 886 | 1273 | 1028 | 1986 | 8166 |
| Aug | 57526 | 45880 | 3142 | 580 | 9951 | 1871 | 5718 | 8285 | 251 | 8554 | : | 6808 | 874 | 1282 | 1015 | 1750 | 7445 |
| Sep | 54307 | 43891 | 3132 | 522 | 10013 | 1713 | 4615 | 7842 | 232 | 8348 | : | 6791 | 784 | 1183 | 951 | 1024 | 7157 |
| Oct | 58043 | 45752 | 3359 | 457 | 10483 | 1881 | 5098 | 7975 | 275 | 8700 | : | 6702 | 818 | 1283 | 1059 | 1861 | 8092 |
| Nov | 56285 | 44128 | 3266 | 681 | 9251 | 1887 | 5325 | 7430 | 271 | 8588 | : | 6917 | 887 | 1203 | 990 | 1900 | 7689 |
| Dec | 58597 | 46032 | 3262 | 761 | 10119 | 1805 | 5668 | 7843 | 265 | 8892 | : | 6927 | 830 | 1201 | 1025 | 1945 | 8054 |
| 1999 Jan | 57405 | 44883 | 3014 | 775 | 10156 | 1947 | 5465 | 7594 | 282 | 8729 | : | 6943 | 852 | 865 | 983 | 1911 | 7889 |
| Feb | 50709 | 39923 | 2637 | 660 | 8888 | 1525 | 4828 | 7590 | 248 | 7133 | : | 5871 | 681 | 1146 | 901 | 1693 | 6918 |
| Mar | 55115 | 43623 | 3481 | 665 | 10094 | 1274 | 5426 | 7590 | 282 | 7902 | : | 6308 | 794 | 1142 | 1004 | 1693 | 7860 |
| Apr | 53893 | 42475 | 3140 | 693 | 8896 | 1532 | 5115 | 7590 | 269 | 7650 | : | 6768 | 852 | 1233 | 962 | 1690 | 7303 |
| May | 54260 | 42804 | 3247 | 770 | 9248 | 1530 | 5094 | 7590 | 257 | 7792 | : | 6576 | 840 | 1163 | 997 | 1690 | 7458 |
| Jun | : | : | 2807 | : | 9361 | 1530 | 4880 | : | 237 | 7345 | : | 6367 | 840 | 1199 | : | : | 7290 |
| Jul | : | : | : | : | : | : | 5379 | : | : | : | : | 6512 | : | 1271 | : | : | 7392 |

| | 1205 Elektrizität-Nettoerzeugung insgesamt GWh | | | | | | | | | | | | | | | | |
|----------|--|---------|-------|-------|--------|-------|--------|--------|-------|--------|------|-------|-------|-------|-------|--------|--------|
| | Electricity Total net production GWh | | | | | | | | | | | | | | | | |
| | Electricité production nette total GWh | | | | | | | | | | | | | | | | |
| | EU-15 | EUR-11 | B | DK | D | EL | E | F | IRL | I | L | NL | A | P | FIN | S | UK |
| 1994 | 2148764 | 1626337 | 68562 | 37756 | 489258 | 37376 | 154455 | 454651 | 16106 | 219882 | 1150 | 76730 | 53177 | 30192 | 62174 | 139399 | 307896 |
| 1995 | 2205410 | 1671617 | 70632 | 34512 | 497811 | 38379 | 159473 | 471634 | 16811 | 228862 | 1218 | 77677 | 55031 | 31866 | 60602 | 144246 | 316656 |
| 1996 | 2288217 | 1732084 | 72360 | 50651 | 515886 | 39285 | 167442 | 490501 | 18085 | 232035 | 1256 | 81760 | 53217 | 33185 | 66357 | 136556 | 329641 |
| 1997 | 2300161 | 1744013 | 75079 | 41776 | 512734 | 40158 | 178816 | 481355 | 18830 | 238639 | 1229 | 83103 | 55241 | 32837 | 66150 | 145241 | 328973 |
| 1998 May | 179782 | 137734 | 6295 | 2603 | 39003 | 3181 | 14244 | 37828 | 1563 | 19736 | 97 | 7028 | 4340 | 2517 | 5083 | 12567 | 23697 |
| Jun | 176623 | 131293 | 6124 | 2738 | 33261 | 3516 | 14552 | 36424 | 1506 | 20821 | 99 | 6778 | 4653 | 2512 | 4563 | 10839 | 28237 |
| Jul | 181025 | 140336 | 5886 | 2221 | 39151 | 4150 | 16051 | 36102 | 1526 | 22319 | 97 | 6909 | 4910 | 2844 | 4541 | 10719 | 23599 |
| Aug | 169801 | 129022 | 6157 | 2527 | 39143 | 4094 | 14682 | 30710 | 1495 | 18426 | 100 | 6750 | 4444 | 2535 | 4580 | 10870 | 23288 |
| Sep | 185433 | 137870 | 6505 | 2774 | 40338 | 3415 | 14971 | 34620 | 1561 | 20646 | 105 | 7124 | 4688 | 2536 | 4776 | 11398 | 29976 |
| Oct | 197466 | 150910 | 6987 | 3266 | 43841 | 3483 | 15298 | 41041 | 1661 | 20996 | 97 | 7653 | 4842 | 2694 | 5800 | 13223 | 26584 |
| Nov | 209767 | 158834 | 7078 | 3648 | 46166 | 3533 | 15524 | 44848 | 1774 | 21238 | 76 | 7910 | 5126 | 2705 | 6389 | 14999 | 28753 |
| Dec | 223638 | 164978 | 7492 | 3842 | 47200 | 4037 | 16653 | 47817 | 1800 | 21083 | 91 | 8091 | 5313 | 2958 | 6480 | 15293 | 35488 |
| 1999 Jan | 217870 | 164542 | 7408 | 3983 | 47268 | 4020 | 16958 | 47416 | 1871 | 21247 | 87 | 7550 | 4861 | 3005 | 6871 | 15520 | 29805 |
| Feb | 204112 | 153446 | 7020 | 3747 | 44136 | 3656 | 15478 | 44322 | 1703 | 20301 | 78 | 6781 | 4635 | 2751 | 6241 | 14069 | 29194 |
| Mar | 214657 | 158080 | 7385 | 3771 | 46083 | 3597 | 15690 | 44075 | 1831 | 21518 | 77 | 7271 | 4962 | 2934 | 6254 | 15297 | 33912 |
| Apr | 197093 | 144392 | 6579 | 2818 | 41781 | 3205 | 14317 | 41036 | 1684 | 19557 | 75 | 6462 | 4603 | 2930 | 5368 | 13038 | 33640 |
| May | 190230 | 138034 | 6288 | 2625 | 39166 | 3434 | 14737 | 37077 | 1641 | 19530 | 76 | 6330 | 5319 | 2930 | 4940 | 12497 | 33640 |
| Jun | 186376 | 136153 | 6115 | 2275 | 38586 | 3876 | 15207 | 36258 | 1543 | 19530 | 73 | 6365 | 5279 | 2930 | 4267 | 10432 | 33640 |
| Jul | : | : | 5857 | : | : | : | 16782 | 39111 | : | : | : | : | 5230 | : | : | : | : |

| | 1206 Bruttoinlandsverbrauch (Alle Erzeugnisse) 1000 t ROE | | | | | | | | | | | | | | | | |
|----------|---|---------|-------|-------|--------|-------|--------|--------|-------|--------|------|-------|-------|-------|-------|-------|--------|
| | Gross inland consumption (all products) 1000 TOE | | | | | | | | | | | | | | | | |
| | Consommation intérieure brute (tous produits) 1000 TEP | | | | | | | | | | | | | | | | |
| | EU-15 | EUR-11 | B | DK | D | EL | E | F | IRL | I | L | NL | A | P | FIN | S | UK |
| 1994 | 1334618 | 1022359 | 49749 | 20269 | 335240 | 23609 | 97400 | 225245 | 10968 | 154111 | 3755 | 70697 | 25628 | 18847 | 30718 | 48993 | 219388 |
| 1995 | 1362611 | 1048777 | 50456 | 20578 | 336161 | 24140 | 102283 | 234512 | 11061 | 162674 | 3335 | 73373 | 26272 | 19762 | 28889 | 49920 | 219196 |
| 1996 | 1411045 | 1082652 | 53974 | 23235 | 347744 | 25412 | 100272 | 248214 | 11689 | 162444 | 3401 | 76207 | 27792 | 19982 | 30934 | 51732 | 228015 |
| 1997 | 1406908 | 1088511 | 55086 | 21595 | 343535 | 25608 | 106046 | 242522 | 12299 | 168054 | 3351 | 74890 | 28350 | 21295 | 33083 | 50179 | 221015 |
| 1998 Apr | 108770 | 83599 | 4299 | 1612 | 25853 | 1872 | 8721 | 19452 | 1042 | 12341 | 270 | 6181 | 2177 | 1573 | 1689 | 3513 | 18174 |
| May | 100896 | 77233 | 4002 | 1303 | 23813 | 1633 | 8247 | 17474 | 755 | 12095 | 237 | 5201 | 1884 | 1687 | 1839 | 3345 | 17383 |
| Jun | 101266 | 77773 | 4106 | 1505 | 23291 | 1940 | 8646 | 17243 | 893 | 12842 | 242 | 5233 | 1902 | 1770 | 1606 | 2983 | 17066 |
| Jul | 102211 | 81159 | 4139 | 1256 | 25218 | 2069 | 9355 | 17294 | 854 | 12706 | 255 | 5523 | 1930 | 1916 | 1969 | 2371 | 15357 |
| Aug | 98269 | 76392 | 4039 | 1422 | 24305 | 2057 | 8656 | 16016 | 973 | 11522 | 209 | 5288 | 1795 | 1760 | 1830 | 2822 | 15576 |
| Sep | 106046 | 82478 | 5566 | 1528 | 25573 | 1962 | 8963 | 17250 | 892 | 12488 | 252 | 5518 | 1964 | 1736 | 2276 | 3179 | 16899 |
| Oct | 112246 | 86246 | 3823 | 1695 | 28133 | 2285 | 9255 | 18697 | 967 | 13093 | 261 | 6513 | 2145 | 1844 | 1517 | 3761 | 18259 |
| Nov | 128222 | 98597 | 5166 | 1831 | 30089 | 2214 | 9792 | 23145 | 1230 | 14835 | 298 | 7663 | 2406 | 1756 | 2219 | 4075 | 21505 |
| Dec | 130407 | 99855 | 6188 | 2078 | 31148 | 2351 | 10479 | 22286 | 985 | 15374 | 306 | 6829 | 2501 | 1897 | 1863 | 4165 | 21959 |
| 1999 Jan | 128491 | 98839 | 5312 | 1723 | 29256 | 2359 | 9779 | 23397 | 1151 | 15530 | 280 | 7202 | 2337 | 1797 | 2799 | 3484 | 22086 |
| Feb | 122948 | 93358 | 5217 | 1563 | 28659 | 2207 | 9428 | 21884 | 1106 | 14350 | 279 | 6800 | 2247 | 1726 | 1661 | 4554 | 21265 |
| Mar | 128120 | 97652 | 4547 | 1770 | 31768 | 2392 | 10451 | 21268 | 1205 | 14843 | 314 | 7015 | 2116 | 1968 | 2157 | 4192 | 22113 |
| Apr | 126566 | 100867 | 4683 | 1361 | 37908 | 1885 | 9580 | 21627 | 953 | 14719 | 272 | 5802 | 1927 | 1725 | 1672 | 3760 | 18693 |
| May | 107193 | 83397 | 4358 | 1395 | 24315 | 1686 | 8576 | 19907 | 901 | 13937 | 270 | 5463 | 1787 | 1735 | 2148 | 3533 | 17182 |
| Jun | : | : | 4124 | : | 23813 | : | 9101 | : | 1074 | : | : | 5997 | 2288 | 1716 | : | : | : |

ENERGIE
ENERGY
ENERGIE



| | 1207 Einfuhren insgesamt (alle erzeugnisse) 1000 t ROE | | | | | | | | | | Total imports (all products) 1000 TOE | | | | | Importations totales (tous produits) 1000 TEP | | |
|----------|--|--------|-------|-------|--------|-------|-------|--------|-------|--------|---|--------|-------|-------|-------|---|-------|--|
| | EU-15 | EUR-11 | B | DK | D | EL | E | F | IRL | I | L | NL | A | P | FIN | S | UK | |
| 1994 | 967667 | 820720 | 63487 | 18389 | 217121 | 20193 | 79214 | 134933 | 8077 | 147258 | 3760 | 103325 | 18510 | 20731 | 24305 | 29919 | 78447 | |
| 1995 | 977602 | 833297 | 63128 | 19005 | 217330 | 22365 | 83862 | 138357 | 8584 | 152036 | 3323 | 105950 | 19369 | 21826 | 19532 | 29723 | 73211 | |
| 1996 | 1021479 | 871175 | 68958 | 19435 | 231223 | 23577 | 82334 | 150108 | 9197 | 153340 | 3451 | 110181 | 20716 | 19366 | 22302 | 31713 | 75579 | |
| 1997 | 1037765 | 890544 | 69337 | 19403 | 231895 | 23095 | 88389 | 149418 | 10826 | 155544 | 3375 | 117257 | 21026 | 20814 | 22664 | 30817 | 73906 | |
| 1998 Apr | 88950 | 76332 | 5801 | 1600 | 18948 | 2241 | 8488 | 12890 | 924 | 14515 | 277 | 9478 | 2025 | 1450 | 1537 | 2545 | 6234 | |
| May | 89467 | 76829 | 5805 | 1650 | 19899 | 1586 | 8553 | 12770 | 913 | 13314 | 249 | 9522 | 1855 | 1891 | 2059 | 2682 | 6720 | |
| Jun | 84514 | 71527 | 5830 | 1175 | 18392 | 1920 | 7627 | 11000 | 805 | 12821 | 240 | 9524 | 1857 | 2105 | 1325 | 2423 | 7470 | |
| Jul | 87856 | 75536 | 5897 | 1311 | 20190 | 1649 | 8365 | 12303 | 912 | 12269 | 276 | 10095 | 1941 | 1700 | 1588 | 2266 | 7094 | |
| Aug | 85619 | 74693 | 5938 | 1214 | 18591 | 2248 | 8123 | 12373 | 949 | 12770 | 219 | 10100 | 1868 | 2109 | 1654 | 2339 | 5125 | |
| Sep | 86309 | 74875 | 5910 | 1347 | 19147 | 2126 | 8065 | 12155 | 845 | 12699 | 241 | 10251 | 1902 | 1809 | 1850 | 2053 | 5908 | |
| Oct | 90879 | 78807 | 6148 | 1298 | 21164 | 2054 | 8311 | 12785 | 865 | 13326 | 292 | 10096 | 1815 | 2008 | 1996 | 2580 | 6141 | |
| Nov | 91636 | 79199 | 6312 | 1290 | 21168 | 1810 | 8625 | 12367 | 1246 | 13821 | 291 | 9923 | 1884 | 2100 | 1463 | 2839 | 6497 | |
| Dec | 91298 | 79200 | 6789 | 1372 | 21201 | 2217 | 9105 | 12401 | 898 | 13889 | 329 | 9401 | 1807 | 1642 | 1739 | 2434 | 6075 | |
| 1999 Jan | 92385 | 80201 | 6153 | 1344 | 20492 | 2156 | 8773 | 11704 | 1137 | 14599 | 284 | 11072 | 1902 | 2270 | 1815 | 2779 | 5906 | |
| Feb | 82538 | 70831 | 5874 | 1032 | 18916 | 2252 | 7754 | 11252 | 1011 | 12574 | 272 | 8825 | 1681 | 1559 | 1114 | 2489 | 5933 | |
| Mar | 91858 | 79535 | 6251 | 1275 | 20951 | 2182 | 10156 | 11032 | 1078 | 14143 | 319 | 10212 | 1762 | 1971 | 1660 | 2552 | 6313 | |
| Apr | 86566 | 75323 | 6511 | 1275 | 19029 | 1534 | 8655 | 11349 | 1125 | 12913 | 283 | 9943 | 1806 | 2190 | 1520 | 2540 | 5893 | |
| May | 85438 | 73927 | 5835 | 1374 | 18012 | 1529 | 8517 | 11371 | 958 | 13047 | 272 | 10356 | 1688 | 1896 | 1976 | 2550 | 6057 | |
| Jun | : | : | 5472 | : | 17512 | : | 8291 | : | 890 | : | 273 | 9809 | 1722 | 1927 | : | : | : | |

| | 1208 Ausfuhren insgesamt (alle erzeugnisse) 1000 t ROE | | | | | | | | | | Total exports (all products) 1000 TOE | | | | | Exportations totales (tous produits) 1000 TEP | | |
|----------|--|--------|-------|-------|-------|------|-------|-------|------|-------|---|-------|------|------|------|---|--------|--|
| | EU-15 | EUR-11 | B | DK | D | EL | E | F | IRL | I | L | NL | A | P | FIN | S | UK | |
| 1994 | 336088 | 201683 | 20830 | 12155 | 25707 | 4394 | 10812 | 25337 | 1028 | 21439 | 55 | 86159 | 1756 | 4707 | 3855 | 10248 | 107607 | |
| 1995 | 326339 | 191170 | 19441 | 11083 | 22179 | 4159 | 8450 | 23048 | 950 | 17348 | 66 | 89622 | 1993 | 3950 | 4121 | 10608 | 109319 | |
| 1996 | 342665 | 205137 | 21986 | 13401 | 23439 | 4744 | 8400 | 25795 | 856 | 18889 | 74 | 96161 | 1757 | 2709 | 5073 | 10620 | 108761 | |
| 1997 | 347041 | 207335 | 22272 | 15199 | 23458 | 3901 | 8159 | 27347 | 1314 | 21311 | 78 | 94570 | 2166 | 2379 | 4282 | 10841 | 109766 | |
| 1998 Apr | 29453 | 17042 | 1684 | 1204 | 2421 | 231 | 957 | 2009 | 135 | 1754 | 7 | 7133 | 198 | 166 | 577 | 856 | 10121 | |
| May | 26861 | 15924 | 1853 | 1098 | 2619 | 281 | 709 | 2001 | 104 | 1656 | 8 | 6200 | 196 | 227 | 351 | 963 | 8595 | |
| Jun | 27797 | 16232 | 1928 | 1044 | 2667 | 222 | 863 | 1789 | 147 | 2025 | 8 | 6123 | 210 | 120 | 352 | 889 | 9409 | |
| Jul | 29691 | 17156 | 2076 | 1308 | 2827 | 393 | 838 | 1620 | 101 | 2121 | 7 | 6781 | 234 | 191 | 359 | 1023 | 9811 | |
| Aug | 25956 | 15563 | 1964 | 1059 | 1907 | 242 | 908 | 1576 | 108 | 1933 | 10 | 6503 | 221 | 150 | 285 | 731 | 8360 | |
| Sep | 26671 | 16026 | 1896 | 1115 | 2321 | 203 | 671 | 1562 | 115 | 2105 | 8 | 6550 | 215 | 225 | 357 | 551 | 8776 | |
| Oct | 30280 | 18616 | 1932 | 1162 | 2703 | 292 | 701 | 2311 | 92 | 1939 | 8 | 8105 | 193 | 222 | 410 | 767 | 9444 | |
| Nov | 32261 | 19289 | 2030 | 1264 | 3178 | 402 | 845 | 1044 | 109 | 2178 | 6 | 9245 | 218 | 121 | 315 | 998 | 10310 | |
| Dec | 31218 | 19191 | 1893 | 1441 | 2492 | 369 | 602 | 1104 | 97 | 1845 | 7 | 10017 | 233 | 239 | 662 | 894 | 9323 | |
| 1999 Jan | 28284 | 16843 | 1820 | 1266 | 2710 | 290 | 696 | 501 | 122 | 1572 | 6 | 8940 | 188 | 81 | 208 | 1017 | 8868 | |
| Feb | 27332 | 16036 | 1443 | 1469 | 2425 | 239 | 492 | 495 | 87 | 2020 | 6 | 8351 | 172 | 134 | 410 | 927 | 8661 | |
| Mar | 29613 | 17615 | 2169 | 1402 | 2780 | 233 | 641 | 557 | 119 | 1625 | 8 | 8810 | 232 | 130 | 545 | 907 | 9455 | |
| Apr | 28507 | 15696 | 1786 | 1507 | 3020 | 217 | 467 | 532 | 108 | 1659 | 6 | 7338 | 223 | 168 | 389 | 914 | 10173 | |
| May | 27033 | 14717 | 1974 | 1257 | 2383 | 208 | 751 | 472 | 93 | 1740 | 5 | 6450 | 233 | 253 | 362 | 926 | 9925 | |
| Jun | : | : | 2008 | : | 2699 | 207 | 598 | : | 101 | : | 6 | 6469 | 230 | 137 | : | : | : | |

Dienstleistungen
Services
Services



EINZELHANDEL
RETAIL TRADE
COMMERCE DE DÉTAIL



| | 1301 Absatzvolumen des Einzelhandels 1995 = 100 ⁽¹⁾ | | | | | | | | | | | | | | | | |
|----------|---|--------|-------|-------|-------|-------|-------|-------|-------|-------|-------|-------|-------|---|-------|-------|-------|
| | Volume of retail sales 1995 = 100 ⁽¹⁾ | | | | | | | | | | | | | | | | |
| | Volume des ventes 1995 = 100 ⁽¹⁾ | | | | | | | | | | | | | | | | |
| | EU-15 | EUR-11 | B | DK | D | EL | E | F | IRL | I | L | NL | A | P | FIN | S | UK |
| 1995 | 100.0 | 100.0 | 100.1 | 100.0 | 100.0 | 100.0 | 100.0 | 100.0 | 100.0 | 100.0 | 100.0 | 100.0 | 100.0 | : | 100.0 | 100.0 | 100.0 |
| 1996 | 100.9 | 100.5 | 101.3 | 101.3 | 98.8 | 101.2 | 98.4 | 101.3 | 106.7 | 101.3 | 98.6 | 103.1 | 101.3 | : | 104.1 | 100.7 | 103.3 |
| 1997 | 102.7 | 101.6 | 104.4 | 103.3 | 97.2 | 102.3 | 100.4 | 104.2 | 114.9 | 102.5 | 105.4 | 107.0 | 102.6 | : | 108.3 | 103.0 | 108.5 |
| 1998 | 105.7 | 104.5 | 109.1 | 105.5 | 98.2 | 104.1 | 106.4 | 108.8 | 125.1 | 103.5 | 107.4 | 111.6 | 105.0 | : | 113.9 | 106.7 | 111.9 |
| 1998 Sep | 105.5 | 104.0 | 109.8 | 105.8 | 98.0 | 104.1 | 106.6 | 109.2 | 124.7 | 103.8 | 106.2 | 111.5 | 105.9 | : | 114.3 | 107.3 | 112.2 |
| Oct | 106.1 | 105.3 | 109.7 | 107.4 | 96.7 | 104.1 | 108.1 | 110.8 | 125.0 | 103.8 | 110.0 | 113.0 | 104.0 | : | 113.8 | 107.7 | 111.8 |
| Nov | 107.4 | 107.0 | 109.1 | 107.1 | 99.6 | 105.6 | 108.2 | 115.5 | 129.5 | 104.4 | 108.2 | 113.0 | 107.0 | : | 117.0 | 108.1 | 112.9 |
| Dec | 106.1 | 104.5 | 107.8 | 107.5 | 96.1 | 106.7 | 107.1 | 108.1 | 127.6 | 103.8 | 109.4 | 112.8 | 104.4 | : | 117.3 | 107.9 | 111.8 |
| 1999 Jan | 106.8 | 105.3 | 112.4 | 106.7 | 100.7 | 107.1 | 107.5 | 111.0 | 133.4 | 104.3 | 110.5 | 111.1 | 103.9 | : | 115.6 | 110.7 | 113.3 |
| Feb | 106.8 | 105.3 | 107.5 | 107.8 | 99.3 | 106.8 | 108.0 | 111.6 | 133.6 | 104.0 | 108.4 | 112.4 | 102.4 | : | 114.6 | 110.9 | 113.0 |
| Mar | 108.0 | 107.0 | 108.7 | 112.2 | 102.9 | 107.0 | 112.9 | 113.5 | 137.2 | 103.9 | 110.1 | 114.6 | 108.3 | : | 119.9 | 112.6 | 113.7 |
| Apr | 106.9 | 105.1 | 111.3 | 101.7 | 97.2 | 107.0 | 105.5 | 112.7 | 132.7 | 103.9 | 110.2 | 114.6 | 108.8 | : | 115.6 | 110.7 | 113.5 |
| May | 107.8 | 106.2 | 109.0 | 108.0 | 99.0 | 108.8 | 108.0 | 112.7 | 134.2 | 104.0 | 109.9 | 114.6 | 108.7 | : | 116.8 | 112.9 | 114.8 |
| Jun | 108.5 | 107.2 | : | 107.6 | 100.2 | 109.4 | 109.9 | 116.2 | 136.6 | 104.0 | 112.1 | 115.3 | 110.2 | : | 120.0 | 112.1 | 115.0 |
| Jul | 108.4 | 107.0 | : | : | 98.5 | 108.6 | 111.4 | 114.5 | 139.2 | 103.7 | : | 114.6 | 111.0 | : | 120.2 | 113.3 | 115.4 |
| Aug | 108.9 | 107.4 | : | : | 99.5 | : | 112.3 | : | 136.5 | 103.8 | : | 114.4 | : | : | 120.2 | 115.8 | 116.1 |
| Sep | : | : | : | : | : | : | : | : | : | : | : | : | : | : | : | : | 116.2 |

| | 1302 Absatzvolumen des Einzelhandels: Nahrungs- und Genussmittel -1995 = 100 ⁽¹⁾ | | | | | | | | | | | | | | | | |
|----------|---|--------|-------|-------|-------|-------|-------|-------|-------|-------|---|-------|-------|---|-------|-------|-------|
| | Volume of retail sales: food, beverages and tobacco 1995 = 100 ⁽¹⁾ | | | | | | | | | | | | | | | | |
| | Volume des ventes: alimentation, boissons, tabac 1995 = 100 ⁽¹⁾ | | | | | | | | | | | | | | | | |
| | EU-15 | EUR-11 | B | DK | D | EL | E | F | IRL | I | L | NL | A | P | FIN | S | UK |
| 1995 | 100.0 | 100.0 | 100.1 | 100.0 | 100.1 | 100.0 | 100.0 | 100.0 | 100.0 | 100.0 | : | 100.0 | 100.0 | : | 100.0 | 100.0 | 100.0 |
| 1996 | 100.9 | 100.7 | 103.5 | 99.6 | 99.2 | 100.0 | 96.4 | 101.4 | 102.5 | 103.2 | : | 101.9 | 98.6 | : | 102.0 | 101.3 | 101.9 |
| 1997 | 102.6 | 101.9 | 107.2 | 101.3 | 96.8 | 102.4 | 97.0 | 104.7 | 106.4 | 105.7 | : | 103.0 | 98.6 | : | 103.5 | 102.1 | 105.9 |
| 1998 | 104.6 | 103.9 | 109.2 | 101.5 | 96.9 | 105.0 | 101.4 | 108.1 | 111.5 | 107.2 | : | 103.7 | 99.1 | : | 107.3 | 101.5 | 108.9 |
| 1998 Sep | 104.5 | 103.7 | 110.1 | 101.8 | 96.9 | 105.7 | 101.5 | 107.9 | 111.7 | 106.6 | : | 103.1 | 99.5 | : | 107.9 | 102.0 | 109.4 |
| Oct | 105.3 | 104.7 | 110.4 | 102.7 | 96.8 | 105.3 | 101.8 | 111.9 | 112.0 | 107.2 | : | 103.1 | 98.9 | : | 108.0 | 102.2 | 109.2 |
| Nov | 107.1 | 106.8 | 109.2 | 102.5 | 99.6 | 105.9 | 103.4 | 116.4 | 114.9 | 108.7 | : | 103.7 | 99.4 | : | 108.8 | 102.3 | 109.3 |
| Dec | 105.3 | 104.7 | 109.6 | 102.8 | 99.1 | 107.6 | 103.4 | 108.3 | 112.1 | 107.2 | : | 103.3 | 98.5 | : | 110.2 | 101.6 | 108.6 |
| 1999 Jan | 105.2 | 104.4 | 109.4 | 101.8 | 98.0 | 107.2 | 103.8 | 108.0 | 113.8 | 107.7 | : | 102.8 | 100.6 | : | 109.4 | 102.6 | 109.3 |
| Feb | 105.8 | 105.2 | 108.7 | 103.4 | 99.1 | 106.5 | 103.0 | 110.9 | 114.3 | 107.3 | : | 103.0 | 99.9 | : | 108.9 | 102.8 | 109.0 |
| Mar | 106.7 | 106.1 | 107.8 | 108.4 | 102.6 | 108.1 | 103.5 | 112.5 | 116.8 | 106.8 | : | 103.1 | 102.9 | : | 110.5 | 103.5 | 109.4 |
| Apr | 105.5 | 105.0 | 111.5 | 96.7 | 97.3 | 108.0 | 97.9 | 111.8 | 112.8 | 107.7 | : | 103.3 | 102.3 | : | 108.5 | 102.5 | 108.5 |
| May | 106.1 | 105.3 | 107.9 | 104.0 | 97.8 | 110.2 | 100.8 | 108.2 | 115.5 | 107.8 | : | 103.8 | 103.3 | : | 109.9 | 103.1 | 109.7 |
| Jun | 108.4 | 108.3 | : | 103.0 | 100.4 | 109.5 | 102.8 | 118.4 | 114.5 | 109.7 | : | 103.6 | 104.2 | : | 112.3 | 103.2 | 110.1 |
| Jul | 107.0 | 106.4 | : | : | 98.8 | 109.1 | 104.7 | 113.6 | 114.9 | 107.3 | : | 103.9 | 107.3 | : | 111.7 | 103.9 | 110.2 |
| Aug | : | : | : | : | : | : | 107.6 | : | : | : | : | 103.1 | : | : | 111.9 | 105.9 | 110.2 |
| Sep | : | : | : | : | : | : | : | : | : | : | : | : | : | : | : | : | 111.3 |

(¹) saisonbereinigte Angaben

(¹) Seasonally adjusted data

(¹) Données désaisonnalisées

**EINZELHANDE;
RETAIL TRADE
COMMERCE DE DÉTAIL**



| | 1303 Absatzvolumen des Einzelhandels: Textilien, Bekleidung, Schuhe ⁽¹⁾ –1995=100 | | | | | | Volume of retail sales: Textiles, clothing and footwear ⁽¹⁾ 1995 = 100 | | | | | | Volume de vente: Textiles, habillement et chaussures ⁽¹⁾ 1995 = 100 | | | | |
|----------|--|--------|-------|-------|-------|-------|---|-------|-------|-------|-------|-------|--|---|-------|-------|-------|
| | EU-15 | EUR-11 | B | DK | D | EL | E | F | IRL | I | L | NL | A | P | FIN | S | UK |
| 1995 | 100.0 | 100.0 | 100.2 | 100.0 | 100.0 | 100.0 | 100.0 | 100.0 | 100.0 | 100.0 | 100.0 | 100.0 | 100.0 | : | 100.0 | 100.0 | 100.0 |
| 1996 | 100.1 | 99.0 | 96.8 | 101.3 | 98.4 | 96.8 | 96.5 | 100.4 | 109.7 | 98.8 | 98.6 | 102.4 | 101.7 | : | 100.9 | 99.6 | 104.9 |
| 1997 | 101.8 | 99.6 | 98.8 | 105.5 | 96.0 | 96.3 | 98.5 | 103.6 | 124.6 | 99.6 | 102.6 | 104.3 | 101.7 | : | 105.2 | 98.9 | 111.3 |
| 1998 | 103.5 | 101.3 | 105.5 | 107.6 | 94.5 | 97.5 | 101.0 | 109.0 | 144.1 | 100.4 | 106.7 | 109.3 | 104.0 | : | 111.6 | 104.8 | 112.5 |
| 1998 Sep | 103.6 | 101.7 | 106.1 | 109.6 | 95.4 | 95.9 | 99.5 | 109.5 | 144.3 | 101.0 | 105.4 | 110.0 | 105.7 | : | 111.9 | 102.9 | 112.0 |
| Oct | 103.3 | 101.2 | 105.0 | 108.8 | 92.1 | 98.3 | 104.9 | 106.1 | 148.1 | 100.8 | 105.9 | 110.2 | 98.2 | : | 108.5 | 106.0 | 112.2 |
| Nov | 105.0 | 103.0 | 105.7 | 108.5 | 95.8 | 99.5 | 102.0 | 112.8 | 152.3 | 101.9 | 106.3 | 109.7 | 104.8 | : | 115.8 | 106.4 | 114.7 |
| Dec | 102.9 | 100.4 | 105.5 | 109.4 | 91.8 | 99.6 | 99.2 | 106.9 | 146.7 | 100.7 | 105.7 | 109.9 | 99.5 | : | 110.2 | 104.5 | 111.9 |
| 1999 Jan | 105.0 | 102.4 | 108.8 | 111.8 | 93.0 | 99.8 | 102.0 | 118.6 | 154.4 | 101.6 | 108.1 | 110.6 | 97.5 | : | 113.6 | 109.7 | 115.4 |
| Feb | 103.4 | 100.8 | 106.2 | 111.4 | 91.3 | 97.9 | 100.0 | 109.2 | 168.6 | 101.3 | 105.2 | 111.0 | 92.4 | : | 110.2 | 109.1 | 114.3 |
| Mar | 106.3 | 103.8 | 110.6 | 114.8 | 100.0 | 100.9 | 102.8 | 114.3 | 167.5 | 101.4 | 109.7 | 112.5 | 105.0 | : | 114.5 | 111.8 | 115.7 |
| Apr | 105.1 | 102.5 | 110.4 | 108.6 | 94.8 | 93.4 | 103.2 | 111.7 | 159.0 | 101.1 | 108.1 | 112.2 | 103.3 | : | 115.0 | 114.3 | 114.1 |
| May | 105.3 | 102.5 | 106.7 | 108.9 | 94.7 | 101.4 | 102.7 | 125.4 | 159.7 | 101.0 | 108.5 | 111.9 | 100.9 | : | 109.9 | 113.1 | 117.7 |
| Jun | 106.3 | 103.4 | : | 109.8 | 98.0 | 101.2 | 101.9 | 110.6 | 169.1 | 100.9 | 111.8 | 111.4 | 105.6 | : | 118.7 | 111.0 | 116.6 |
| Jul | 105.7 | 102.6 | : | : | 96.4 | 97.6 | 104.3 | 117.0 | 177.2 | 100.1 | : | 110.1 | 99.2 | : | 120.8 | 113.5 | 117.5 |
| Aug | : | : | : | : | : | : | 103.5 | : | : | : | : | 110.2 | : | : | : | 117.4 | 118.2 |
| Sep | : | : | : | : | : | : | : | : | : | : | : | : | : | : | : | : | 116.5 |

| | 1304 Absatzvolumen des Einzelhandels Haushaltsartike ⁽¹⁾ 1995 = 100 | | | | | | Volume of retail sales Household equipment ⁽¹⁾ 1995 = 100 | | | | | | Volume des ventes Produit d'équipement du ménage ⁽¹⁾ –1995 = 100 | | | | |
|----------|--|--------|-------|----|-------|-------|--|-------|-------|-------|-------|-------|---|---|-------|-------|-------|
| | EU-15 | EUR-11 | B | DK | D | EL | E | F | IRL | I | L | NL | A | P | FIN | S | UK |
| 1995 | 100.1 | 100.1 | 100.0 | : | 100.2 | 100.0 | 100.0 | 100.0 | 100.0 | 100.0 | 100.0 | 100.0 | 100.0 | : | 100.0 | 100.0 | 100.0 |
| 1996 | 100.9 | 100.1 | 98.2 | : | 98.0 | 108.5 | 100.2 | 102.1 | 106.9 | 99.7 | 99.4 | 104.7 | 104.2 | : | 108.1 | 94.4 | 106.8 |
| 1997 | 103.1 | 101.0 | 103.1 | : | 96.8 | 115.2 | 102.8 | 105.4 | 117.8 | 98.5 | 113.5 | 111.2 | 104.8 | : | 116.1 | 102.7 | 117.0 |
| 1998 | 107.7 | 105.0 | 109.5 | : | 98.9 | 113.8 | 114.2 | 112.9 | 130.6 | 98.0 | 122.1 | 123.1 | 104.0 | : | 125.9 | 114.7 | 125.2 |
| 1998 Sep | 107.6 | 104.8 | 109.8 | : | 98.9 | 113.0 | 113.5 | 116.0 | 131.8 | 97.8 | 118.4 | 124.5 | 108.3 | : | 126.7 | 114.4 | 127.0 |
| Oct | 108.4 | 105.7 | 113.2 | : | 98.0 | 105.2 | 115.4 | 113.0 | 131.9 | 98.2 | 124.3 | 126.5 | 103.0 | : | 126.8 | 115.5 | 124.9 |
| Nov | 109.0 | 106.4 | 112.3 | : | 99.3 | 109.1 | 117.5 | 116.9 | 134.1 | 98.3 | 120.9 | 127.3 | 106.3 | : | 129.1 | 115.2 | 126.8 |
| Dec | 107.9 | 104.9 | 109.5 | : | 99.0 | 104.5 | 115.0 | 110.8 | 135.7 | 97.7 | 124.4 | 128.0 | 103.5 | : | 128.2 | 118.6 | 128.4 |
| 1999 Jan | 110.4 | 106.3 | 114.9 | : | 97.4 | 113.3 | 114.4 | 118.3 | 136.9 | 98.1 | 127.9 | 128.4 | 101.0 | : | 125.5 | 124.1 | 131.3 |
| Feb | 108.9 | 105.5 | 112.6 | : | 95.9 | 111.3 | 115.2 | 117.4 | 137.9 | 97.9 | 123.9 | 129.2 | 102.5 | : | 124.9 | 123.9 | 131.0 |
| Mar | 110.0 | 106.5 | 113.0 | : | 95.5 | 116.2 | 119.7 | 120.6 | 141.9 | 97.5 | 122.9 | 130.1 | 108.5 | : | 130.7 | 124.7 | 130.9 |
| Apr | 110.6 | 107.2 | 117.7 | : | 98.8 | 114.1 | 118.2 | 121.6 | 138.5 | 97.6 | 125.0 | 130.5 | 114.4 | : | 130.0 | 121.9 | 133.1 |
| May | 110.8 | 107.3 | 114.1 | : | 98.1 | 117.8 | 120.3 | 121.5 | 145.2 | 97.8 | 124.0 | 130.8 | 118.7 | : | 132.3 | 126.0 | 133.4 |
| Jun | 110.9 | 107.6 | : | : | 99.8 | 119.7 | 119.4 | 118.6 | 140.3 | 97.5 | 129.0 | 131.2 | 115.7 | : | 131.3 | 125.8 | 135.0 |
| Jul | 112.3 | 108.6 | : | : | 98.2 | 118.2 | 123.5 | 120.2 | 149.1 | 97.8 | : | 130.5 | 117.3 | : | 135.3 | 131.0 | 135.5 |
| Aug | : | : | : | : | : | : | 122.8 | : | : | : | : | 133.0 | : | : | : | 134.2 | 138.4 |
| Sep | : | : | : | : | : | : | : | : | : | : | : | : | : | : | : | : | 137.7 |

(¹) saisonbereinigte Angaben

(¹) Seasonally adjusted data

(¹) Données désaisonnalisées

EINZELHANDEL
RETAIL TRADE
COMMERCE DE DÉTAIL



| | 1305 Erstzulassung von Privatfahrzeugen und Kombiwagen –1995 = 100 ⁽¹⁾ | | | | | | | | | | | First registration of private and commercial cars 1995 = 100 ⁽¹⁾ | | | | | Premières immatriculations des voitures particulières et commerciales –1995 = 100 ⁽¹⁾ | | | | |
|----------|---|--------|-------|-------|-------|-------|-------|-------|-------|-------|-------|---|-------|-------|-------|-------|--|--|--|--|--|
| | EU-15 ⁽²⁾ | EUR-11 | B | DK | D | EL | E | F | IRL | I | L | NL ⁽³⁾ | A | P | FIN | S | UK | | | | |
| 1995 | 100.0 | : | 100.0 | 100.0 | 100.0 | 100.0 | 100.0 | 100.0 | 100.0 | 100.0 | 100.0 | 100.0 | 100.0 | 100.0 | 100.0 | 100.0 | 100.0 | | | | |
| 1996 | 107.1 | : | 110.3 | 105.0 | 105.5 | 111.6 | 111.2 | 110.5 | 132.2 | 103.7 | 106.8 | 106.1 | 110.0 | 113.1 | 120.0 | 114.3 | 103.4 | | | | |
| 1997 | 112.7 | : | 109.9 | 112.6 | 106.5 | 128.9 | 125.3 | 88.7 | 152.1 | 144.2 | 110.4 | 107.1 | 98.2 | 118.4 | 130.8 | 147.9 | 110.9 | | | | |
| 1998 | 120.8 | : | 125.3 | 119.8 | 112.8 | 143.2 | 145.1 | 100.7 | 158.4 | 141.4 | 124.7 | 121.7 | 105.8 | 137.7 | 157.4 | 163.8 | 116.4 | | | | |
| 1998 Aug | 120.3 | : | 139.4 | 114.4 | 120.9 | 150.0 | 147.4 | 102.9 | 171.3 | 141.0 | 119.4 | 135.3 | 109.2 | 133.9 | 156.4 | 177.6 | 115.3 | | | | |
| Sep | 122.7 | : | 129.2 | 116.9 | 115.5 | 143.8 | 145.6 | 114.1 | 168.7 | 136.2 | 134.0 | 134.7 | 110.5 | 148.9 | 162.2 | 168.1 | 119.0 | | | | |
| Oct | 121.3 | : | 134.5 | 106.4 | 121.3 | 155.8 | 158.6 | 100.1 | 167.7 | 133.4 | 130.0 | 127.8 | 110.7 | 144.4 | 162.4 | 163.4 | 117.5 | | | | |
| Nov | 125.7 | : | 134.8 | 119.0 | 118.0 | 84.4 | 163.6 | 109.3 | 165.0 | 134.9 | 134.7 | 132.2 | 118.0 | 157.4 | 167.4 | 162.7 | 118.8 | | | | |
| Dec | 125.4 | : | 123.3 | 133.2 | 117.3 | 177.6 | 156.5 | 101.7 | 192.5 | 131.5 | 139.1 | 122.9 | 124.6 | 150.1 | 218.2 | 173.1 | 125.0 | | | | |
| 1999 Jan | 125.3 | : | 152.4 | 107.1 | 114.0 | 210.8 | 158.8 | 107.8 | 160.3 | 133.5 | 154.3 | : | : | 148.7 | 162.6 | 158.1 | : | | | | |
| Feb | 128.0 | : | 130.6 | 110.3 | 110.7 | 184.6 | 163.8 | 104.9 | 190.0 | 143.8 | 135.9 | : | : | : | 164.0 | 168.5 | : | | | | |
| Mar | 130.8 | : | 135.5 | 111.5 | 116.9 | 204.1 | : | 105.7 | 206.5 | 146.6 | 144.0 | : | : | : | 167.3 | 185.4 | : | | | | |
| Apr | 129.6 | : | 128.0 | 99.3 | 112.3 | 204.5 | : | 105.8 | 184.6 | 139.4 | 128.3 | : | : | : | 172.4 | 164.0 | : | | | | |
| May | 129.7 | : | : | 103.6 | 115.2 | 214.9 | : | 105.2 | : | 139.0 | 125.6 | : | : | : | 173.9 | 180.2 | : | | | | |
| Jun | 130.7 | : | : | 110.3 | 117.4 | 209.8 | : | 94.0 | : | 145.1 | 141.1 | : | : | : | 176.0 | 191.8 | : | | | | |
| Jul | : | : | : | 104.5 | 121.9 | 227.3 | : | : | : | : | 142.4 | : | : | : | 180.4 | 220.5 | : | | | | |
| Aug | : | : | : | : | : | 210.2 | : | : | : | : | : | : | : | : | : | : | : | | | | |

⁽¹⁾ saisonbereinigte Angaben

⁽¹⁾ Seasonally adjusted data

⁽¹⁾ Données désaisonnalisées

⁽²⁾ EUR : Gewogener Durchschnitt der Indizes der Länder, die vergleichbare Daten liefern

⁽²⁾ EUR : weighted mean of the indices of countries providing comparable data

⁽²⁾ EUR : moyenne pondérée des indices des pays fournissant des données comparable

⁽³⁾ Lieferungen

⁽³⁾ Deliveries

⁽³⁾ Livraisons

TOURISMUS
TOURISM
TOURISME



| | 1401 Übernachtungen von inländischen Gästen in Hotels und ähnlichen Betrieben ⁽¹⁾ | | Nights of residents in hotels and similar establishments ⁽¹⁾ | | | | | | | | | | Nuitées des résidents dans les hotels et établissements assimilés ⁽¹⁾ | | | | |
|----------|--|----------|---|--------|----------|---------|---------|---------|--------|----------|------|--------|--|--------|--------|---------|---------|
| | EU-15 | EUR-11 | B | DK | D | EL | E | F | IRL | I | L | NL | A | P | FIN | S | UK |
| 1995 | : | : | 3053.6 | 6291.7 | 145184.8 | 11908.2 | 58281.4 | 90348.8 | 6698.0 | 123466.9 | 89.2 | 8798.5 | 16302.4 | 7135.2 | 8464.2 | : | 88148.1 |
| 1996 | 587100.0 | : | 3140.0 | 4200.2 | 144746.7 | 12177.7 | 58043.1 | 90720.7 | 5647.0 | 122918.1 | 92.4 | 9074.1 | 15891.8 | 8100.9 | 8754.7 | 14667.9 | 88900.0 |
| 1997 | 599173.5 | 474671.8 | 3338.0 | 4170.5 | 144501.6 | 13609.4 | 61298.2 | 94059.7 | 5583.0 | 122223.4 | 83.0 | 9861.0 | 16110.2 | 8499.1 | 9114.7 | 14815.2 | 94900.0 |
| 1998 | : | : | 3497.9 | 4339.5 | 147276.0 | 13984.4 | 66470.6 | 96696.0 | : | 125602.7 | 80.9 | : | 16482.6 | 9164.0 | 9419.8 | : | 81060.0 |
| 1998 Mar | : | : | 201.4 | 352.5 | 9514.9 | 784.7 | 4571.7 | 7176.7 | : | 6.9 | 7.1 | : | 1300.0 | 583.9 | 822.0 | : | 5570.0 |
| Apr | : | : | 305.1 | 294.4 | 10770.9 | 1119.3 | 5828.8 | 7978.3 | : | 7.0 | 7.6 | : | 1043.9 | 775.3 | 766.0 | : | 6390.0 |
| May | : | : | 352.3 | 346.3 | 14898.5 | 1052.4 | 5167.5 | 9095.4 | : | 7.8 | 7.4 | : | 1309.5 | 696.5 | 678.0 | : | 7330.0 |
| Jun | : | : | 319.0 | 400.4 | 14366.2 | 1143.9 | 5683.2 | 8977.4 | : | 12.9 | 5.7 | : | 1469.5 | 808.4 | 891.0 | : | 6900.0 |
| Jul | : | : | 445.2 | 443.9 | 14781.7 | 2054.6 | 7868.9 | 10061.0 | : | 20.0 | 7.6 | : | 1809.7 | 1010.2 | 990.0 | : | 8740.0 |
| Aug | : | : | 478.9 | 456.6 | 16939.4 | 2657.2 | 10228.2 | 11930.9 | : | 27.6 | 8.3 | : | 2185.6 | 1473.8 | 816.0 | : | 11600.0 |
| Sep | : | : | 300.5 | 450.4 | 16597.0 | 1351.2 | 7394.4 | 9554.9 | : | 12.4 | 7.2 | : | 1530.9 | 931.9 | 769.0 | : | 8900.0 |
| Oct | : | : | 257.2 | 417.4 | 14553.2 | 826.9 | 5402.2 | 7925.6 | : | 6.7 | 6.5 | : | 1109.9 | 668.4 | 759.0 | : | 7700.0 |
| Nov | : | : | 232.9 | 389.7 | 9290.6 | 766.8 | 3997.7 | 5809.6 | : | 4.9 | 6.3 | : | 800.0 | 523.3 | 720.0 | : | 5270.0 |
| Dec | : | : | 236.0 | 239.0 | 9119.0 | 761.5 | 3721.1 | 5929.4 | : | 5.8 | 5.4 | : | 979.0 | 518.1 | 567.0 | : | 4870.0 |
| 1999 Jan | : | : | 149.8 | 265.9 | 8242.0 | : | 3942.5 | : | : | : | : | : | : | 441.3 | 564.9 | : | : |
| Feb | : | : | 203.6 | 288.8 | 8955.4 | : | 4567.7 | : | : | : | : | : | : | 521.6 | 665.6 | : | : |
| Mar | : | : | 172.8 | 356.2 | 10095.3 | : | 5812.4 | : | : | : | : | : | : | 637.0 | 856.2 | : | : |
| Apr | : | : | : | 324.3 | : | : | 7052.0 | : | : | : | : | : | : | : | : | : | : |
| May | : | : | : | 392.2 | : | : | 6283.7 | : | : | : | : | : | : | : | : | : | : |

| | 1402 Übernachtungen von nicht-inländischen Gästen in Hotels und ähnlichen Betrieben ⁽¹⁾ | | Nights of non-residents in hotels and similar establishments ⁽¹⁾ | | | | | | | | | | Nuitées des non-résidents dans les hotels et établissements assimilés ⁽¹⁾ | | | | |
|----------|--|----------|---|--------|---------|---------|----------|---------|---------|---------|--------|---------|--|---------|--------|--------|---------|
| | EU-15 | EUR-11 | B | DK | D | EL | E | F | IRL | I | L | NL | A | P | FIN | S | UK |
| 1995 | 513021.2 | : | 7899.8 | 5884.2 | 27184.6 | 37473.6 | 101000.0 | 54339.0 | 11348.0 | 84565.8 | 1051.2 | 9581.4 | 56198.5 | 19789.4 | 2926.3 | 3626.7 | 90188.6 |
| 1996 | 514838.8 | : | 8694.7 | 4473.5 | 27434.5 | 35102.0 | 100000.0 | 54994.1 | 12978.0 | 87905.2 | 951.9 | 9923.0 | 55126.4 | 19962.4 | 2907.4 | 3930.5 | 90451.0 |
| 1997 | 527378.3 | 392582.1 | 9267.0 | 4504.9 | 28609.6 | 40220.4 | 105435.1 | 60786.1 | 13220.0 | 85376.8 | 1026.1 | 11245.0 | 53594.5 | 20851.2 | 3170.7 | 4050.8 | 86020.0 |
| 1998 | : | : | 9482.7 | 4462.3 | 29738.0 | 42565.0 | 111737.8 | 66329.7 | : | 86398.8 | 1089.4 | : | 53498.5 | 23241.0 | 3210.5 | : | 86631.0 |
| 1998 Mar | : | : | 757.9 | 234.2 | 2188.4 | 488.6 | 6082.8 | 4273.4 | : | 5.2 | 73.8 | : | 4738.6 | 1608.9 | 217.0 | : | 4400.0 |
| Apr | : | : | 867.3 | 280.7 | 2241.4 | 1786.3 | 7544.1 | 5757.1 | : | 7.4 | 90.6 | : | 3212.0 | 1904.9 | 179.0 | : | 5890.0 |
| May | : | : | 979.0 | 374.9 | 2699.3 | 5176.7 | 11723.1 | 6605.9 | : | 8.9 | 114.0 | : | 2907.9 | 2228.8 | 236.0 | : | 7070.0 |
| Jun | : | : | 897.2 | 535.1 | 2776.2 | 6386.4 | 12942.4 | 6889.9 | : | 10.2 | 106.1 | : | 4083.1 | 2441.3 | 388.0 | : | 8720.0 |
| Jul | : | : | 877.8 | 878.5 | 3229.5 | 7818.2 | 14484.4 | 8327.7 | : | 11.4 | 119.0 | : | 5841.5 | 2725.4 | 430.0 | : | 12660.0 |
| Aug | : | : | 978.0 | 646.2 | 3282.1 | 9004.6 | 15440.1 | 9260.9 | : | 10.5 | 122.4 | : | 7950.4 | 3036.9 | 406.0 | : | 15870.0 |
| Sep | : | : | 911.2 | 384.6 | 3324.4 | 6873.1 | 13840.3 | 7137.9 | : | 11.5 | 100.7 | : | 4957.6 | 2728.5 | 263.0 | : | 8760.0 |
| Oct | : | : | 855.8 | 318.0 | 2805.4 | 3813.7 | 10836.6 | 5656.1 | : | 7.8 | 101.7 | : | 2714.8 | 2110.4 | 181.0 | : | 7900.0 |
| Nov | : | : | 653.2 | 251.1 | 1978.9 | 409.1 | 4902.9 | 3033.9 | : | 3.1 | 84.3 | : | 1155.5 | 1209.8 | 200.0 | : | 4370.0 |
| Dec | : | : | 605.4 | 194.5 | 1732.3 | 269.5 | 4361.5 | 3348.5 | : | 2.7 | 62.6 | : | 4168.9 | 958.0 | 214.3 | : | 4350.0 |
| 1999 Jan | : | : | 531.0 | 172.7 | 1663.1 | : | 6353.9 | : | : | : | : | : | : | 948.0 | 219.9 | : | 3700.0 |
| Feb | : | : | 582.1 | 185.8 | 2058.6 | : | 6849.5 | : | : | : | : | : | : | 1179.5 | 177.5 | : | 3270.0 |
| Mar | : | : | 666.6 | 237.8 | 2303.6 | : | 8289.6 | : | : | : | : | : | : | 1663.7 | 221.5 | : | 4590.0 |
| Apr | : | : | : | 283.7 | : | : | 10242.9 | : | : | : | : | : | : | : | : | : | : |
| May | : | : | : | 415.8 | : | : | 15565.5 | : | : | : | : | : | : | : | : | : | : |

(¹) Einheit : 1 000

(¹) Unit : 1 000

(¹) Unité : 1 000

TOURISMUS
TOURISM
TOURISME



| | 1403 Übernachtungen von inländischen Gästen in ergänzenden Beherbergungsbetrieben ⁽¹⁾ | | | | | | | Nights of residents in supplementary accomodation establishments ⁽¹⁾ | | | | | | | Nuitées des résidents dans établissements complémentaires ⁽¹⁾ | | | | | | |
|----------|--|----------|---------|---------|----------|-------|---------|---|--------|---------|-------|---------|--------|--------|--|---------|---------|--|--|--|--|
| | EU-15 | EUR-11 | B | DK | D | EL | E | F | IRL | I | L | NL | A | P | FIN | S | UK | | | | |
| 1995 | : | : | 11079.1 | 8543.5 | 143100.0 | : | 14254.9 | 64777.3 | 3517.0 | 50027.3 | 138.4 | 33381.0 | 8149.8 | 6385.7 | 2167.1 | 14656.6 | 91600.0 | | | | |
| 1996 | : | : | 11854.5 | 10677.8 | 89156.5 | 484.5 | : | 59973.3 | 2332.0 | 50428.6 | 124.3 | 33260.0 | 7525.4 | 6427.5 | 1974.1 | 14180.0 | 92600.0 | | | | |
| 1997 | 383271.9 | 266704.5 | 10394.2 | 10937.5 | 89221.2 | 475.6 | 2165.0 | 61742.2 | 3076.0 | 51693.1 | 157.9 | 32492.0 | 7389.7 | 6208.0 | 2165.0 | 14454.3 | 90700.0 | | | | |
| 1998 | : | : | 9686.9 | 10543.2 | 89095.0 | 469.2 | 13441.6 | 62153.4 | : | 52410.8 | 183.6 | : | 7938.9 | 6162.0 | 2106.0 | : | 83900.0 | | | | |
| 1998 Mar | : | : | 513.1 | 348.1 | 3889.3 | 0.1 | 273.1 | : | : | 1.0 | 5.3 | : | 643.9 | 119.3 | 67.0 | : | 1750.0 | | | | |
| Apr | : | : | 836.3 | 693.0 | 6330.7 | 1.1 | 989.1 | : | : | 1.4 | 17.4 | : | 460.4 | 159.1 | 74.0 | : | 5420.0 | | | | |
| May | : | : | 830.3 | 1131.9 | 9157.5 | 4.1 | 608.6 | 2195.1 | : | 2.0 | 28.6 | : | 610.1 | 270.2 | 68.0 | : | 9590.0 | | | | |
| Jun | : | : | 686.4 | 1456.7 | 9922.5 | 25.8 | 893.8 | 3211.5 | : | 5.0 | 28.8 | : | 736.5 | 504.9 | 343.0 | : | 8520.0 | | | | |
| Jul | : | : | 2423.7 | 3581.5 | 14137.5 | 159.4 | 2952.5 | 22929.6 | : | 12.8 | 29.9 | : | 1264.2 | 1255.0 | 718.0 | : | 17300.0 | | | | |
| Aug | : | : | 1704.6 | 1455.4 | 16475.2 | 266.8 | 5761.9 | 31232.6 | : | 21.2 | 23.9 | : | 1357.3 | 1851.6 | 248.0 | : | 24470.0 | | | | |
| Sep | : | : | 616.1 | 705.3 | 8859.5 | 11.4 | 1091.9 | 2584.7 | : | 4.1 | 16.5 | : | 630.4 | 575.3 | 69.0 | : | 6750.0 | | | | |
| Oct | : | : | 541.8 | 545.3 | 7604.2 | 0.1 | 269.0 | : | : | 1.0 | 11.0 | : | 424.4 | 190.3 | 34.0 | : | 5260.0 | | | | |
| Nov | : | : | 432.9 | 201.2 | 2922.3 | 0.2 | 129.5 | : | : | 0.7 | 7.8 | : | 316.7 | 119.3 | 25.0 | : | 1770.0 | | | | |
| Dec | : | : | 433.1 | 100.4 | 2975.1 | 0.2 | 130.7 | : | : | 1.1 | 5.2 | : | 344.7 | 81.5 | 34.3 | : | 990.0 | | | | |
| 1999 Jan | : | : | 208.2 | 118.6 | 3148.1 | : | 134.7 | : | : | : | : | : | : | 70.8 | 38.6 | : | : | | | | |
| Feb | : | : | 392.2 | 206.6 | 3530.3 | : | 126.5 | : | : | : | : | : | : | 98.3 | 48.8 | : | : | | | | |
| Mar | : | : | 351.6 | 365.3 | 4378.4 | : | 328.9 | : | : | : | : | : | : | 137.2 | 88.6 | : | : | | | | |
| Apr | : | : | : | 714.9 | : | : | 926.1 | : | : | : | : | : | : | : | : | : | : | | | | |
| May | : | : | : | 1191.0 | : | : | : | : | : | : | : | : | : | : | : | : | : | | | | |

| | 1404 Übernacht. von nicht-inländischen Gästen in ergänzende Beherbergungsbetrieben ⁽¹⁾ | | | | | | | Nights of non-residents in supplementary accomodation establishments ⁽¹⁾ | | | | | | | Nuitées des non-résidents dans établissements complémentaires ⁽¹⁾ | | | | | | |
|----------|---|----------|--------|--------|--------|-------|---------|---|--------|---------|--------|---------|--------|--------|--|--------|---------|--|--|--|--|
| | EU-15 | EUR-11 | B | DK | D | EL | E | F | IRL | I | L | NL | A | P | FIN | S | UK | | | | |
| 1995 | 163406.4 | : | 5982.2 | 5505.2 | 8300.0 | 753.0 | 6604.9 | 33209.1 | 2554.0 | 28434.8 | 1275.7 | 10155.0 | 7641.3 | 1883.5 | 366.2 | 4166.9 | 46574.5 | | | | |
| 1996 | 159606.9 | : | 5746.2 | 6336.7 | 7887.3 | 745.4 | 6442.1 | 28628.4 | 3462.0 | 30118.4 | 1201.0 | 9120.0 | 7284.4 | 1745.5 | 377.3 | 3786.2 | 46710.0 | | | | |
| 1997 | 167906.4 | 121638.4 | 5495.4 | 6413.7 | 7596.3 | 770.3 | 19366.6 | 31972.4 | 4200.0 | 32983.0 | 1270.8 | 9608.0 | 6921.0 | 1749.8 | 475.1 | 814.1 | 38270.0 | | | | |
| 1998 | : | : | 5355.7 | 5825.3 | 7357.0 | 717.4 | 9193.4 | 33013.3 | : | 34165.6 | 1206.4 | : | 9696.5 | 2032.0 | 466.6 | : | 38186.0 | | | | |
| 1998 Mar | : | : | 298.8 | 73.4 | 271.5 | 0.4 | 277.8 | : | : | 0.5 | 10.5 | : | 641.3 | 79.7 | 10.5 | : | 3000.0 | | | | |
| Apr | : | : | 437.3 | 294.1 | 407.2 | 8.0 | 347.2 | : | : | 1.2 | 65.8 | : | 482.2 | 92.5 | 8.5 | : | 2190.0 | | | | |
| May | : | : | 517.4 | 421.8 | 526.6 | 42.3 | 344.2 | 1734.1 | : | 2.4 | 127.5 | : | 340.7 | 96.1 | 12.5 | : | 2580.0 | | | | |
| Jun | : | : | 498.1 | 655.3 | 676.2 | 79.0 | 602.7 | 3477.9 | : | 4.8 | 107.1 | : | 707.4 | 125.9 | 45.5 | : | 4150.0 | | | | |
| Jul | : | : | 1050.1 | 1891.4 | 1656.8 | 224.6 | 2420.4 | 12586.8 | : | 8.9 | 362.7 | : | 1873.4 | 462.1 | 125.0 | : | 5500.0 | | | | |
| Aug | : | : | 956.5 | 1847.9 | 1719.8 | 302.7 | 3238.4 | 12898.4 | : | 9.5 | 388.6 | : | 2302.6 | 565.1 | 83.0 | : | 6850.0 | | | | |
| Sep | : | : | 297.9 | 277.6 | 548.3 | 52.6 | 649.6 | 2316.2 | : | 4.5 | 57.2 | : | 608.5 | 188.0 | 13.0 | : | 2840.0 | | | | |
| Oct | : | : | 470.7 | 229.9 | 440.4 | 5.4 | 321.2 | : | : | 1.0 | 38.6 | : | 293.0 | 67.3 | 5.0 | : | 1720.0 | | | | |
| Nov | : | : | 189.7 | 31.7 | 221.2 | 0.9 | 215.8 | : | : | 0.2 | 14.5 | : | 78.0 | 39.3 | 6.0 | : | 2170.0 | | | | |
| Dec | : | : | 234.3 | 46.1 | 260.2 | 0.9 | 279.5 | : | : | 0.3 | 15.2 | : | 673.0 | 28.3 | 11.4 | : | 3150.0 | | | | |
| 1999 Jan | : | : | 199.6 | 21.9 | 229.4 | : | 326.1 | : | : | : | : | : | : | 30.4 | 12.3 | : | 2380.0 | | | | |
| Feb | : | : | 270.4 | 35.4 | 439.0 | : | 306.9 | : | : | : | : | : | : | 48.1 | 8.0 | : | 1850.0 | | | | |
| Mar | : | : | 137.5 | 88.1 | 299.4 | : | 338.8 | : | : | : | : | : | : | 74.5 | 12.3 | : | 3130.0 | | | | |
| Apr | : | : | : | 253.4 | : | : | 382.7 | : | : | : | : | : | : | : | : | : | : | | | | |
| May | : | : | : | 462.7 | : | : | : | : | : | : | : | : | : | : | : | : | : | | | | |

(¹) Einheit : 1 000

(¹) Unit : 1 000

(¹) Unité : 1 000

Landwirtschaftliche Erzeugnisse
Agricultural products
Produits agricoles



LANDWIRTSCHAFTLICHE ERZEUGNISSE
AGRICULTURAL PRODUCTS
PRODUITS AGRICOLES



| | 1501 Rind- und Kalbfleisch Schlachtungen 1000 t Schlachtgewicht ⁽¹⁾ | | | | | | | | | | Beef and veal slaughterings 1000 t carcass weight ⁽¹⁾ | | | | | Viande bovine abattages 1000 t poids carcasse ⁽¹⁾ | | | | |
|----------|---|--------|-------|-------|--------|------|-------|--------|-------|--------|---|-------|-------|-------|------|---|-------|--|--|--|
| | EU-15 | EUR-11 | B | DK | D | EL | E | F | IRL | I | L | NL | A | P | FIN | S | UK | | | |
| 1995 | 7964.4 | 6592.1 | 349.3 | 185.1 | 1407.8 | 70.1 | 508.5 | 1683.3 | 479.7 | 1181.1 | 7.3 | 580.0 | 195.7 | 103.7 | 95.6 | 143.3 | 973.8 | | | |
| 1996 | 7949.9 | 6658.0 | 353.4 | 181.7 | 1481.8 | 71.5 | 564.6 | 1735.4 | 534.8 | 1182.0 | 8.1 | 580.1 | 222.2 | 99.5 | 96.1 | 137.4 | 701.3 | | | |
| 1997 | 7868.8 | 6800.0 | 331.4 | 175.2 | 1447.6 | 69.0 | 592.2 | 1718.1 | 568.8 | 1160.4 | 8.2 | 564.7 | 206.0 | 103.9 | 98.8 | 148.9 | 695.7 | | | |
| 1998 | 7623.7 | 6547.6 | 295.7 | 162.7 | 1367.0 | 68.0 | 629.8 | 1630.0 | 589.6 | 1113.2 | 7.7 | 534.0 | 197.8 | 89.6 | 93.1 | 140.6 | 704.8 | | | |
| 1998 Jun | 603.2 | 520.1 | 23.5 | 15.1 | 107.1 | 5.7 | 56.8 | 136.0 | 33.2 | 87.8 | 0.6 | 44.4 | 16.0 | 8.1 | 6.6 | 10.7 | 51.6 | | | |
| Jul | 613.9 | 520.5 | 21.7 | 12.2 | 107.4 | 6.1 | 53.2 | 136.1 | 42.9 | 87.4 | 0.6 | 40.3 | 15.6 | 8.6 | 6.6 | 10.0 | 65.0 | | | |
| Aug | 604.8 | 521.7 | 23.2 | 13.1 | 103.0 | 6.2 | 60.5 | 133.1 | 44.0 | 87.8 | 0.6 | 39.0 | 13.8 | 8.7 | 8.4 | 12.0 | 51.7 | | | |
| Sep | 657.5 | 570.9 | 26.2 | 13.7 | 119.4 | 6.1 | 56.6 | 139.9 | 46.4 | 102.1 | 0.7 | 45.3 | 17.1 | 8.1 | 9.3 | 13.2 | 53.7 | | | |
| Oct | 675.3 | 570.0 | 25.4 | 15.0 | 125.1 | 5.9 | 55.1 | 131.1 | 52.5 | 101.6 | 0.6 | 46.0 | 16.9 | 6.8 | 8.9 | 13.6 | 70.8 | | | |
| Nov | 666.1 | 575.2 | 25.4 | 14.8 | 125.0 | 5.7 | 49.5 | 130.8 | 65.1 | 98.5 | 0.7 | 46.3 | 18.3 | 7.6 | 8.0 | 12.1 | 58.3 | | | |
| Dec | 676.0 | 582.9 | 26.6 | 12.1 | 120.8 | 6.3 | 66.8 | 141.9 | 47.1 | 98.8 | 0.7 | 47.0 | 18.0 | 7.5 | 7.9 | 11.7 | 63.1 | | | |
| 1999 Jan | 626.2 | 527.7 | 24.4 | 14.0 | 111.4 | 5.4 | 42.7 | 127.6 | 57.6 | 92.7 | 0.7 | 40.9 | 15.9 | 7.0 | 6.9 | 11.5 | 67.5 | | | |
| Feb | 584.0 | 500.8 | 22.2 | 12.5 | 99.8 | 5.1 | 45.7 | 121.5 | 53.5 | 92.1 | 0.6 | 37.9 | 14.6 | 6.5 | 6.4 | 10.8 | 54.7 | | | |
| Mar | 691.7 | 607.7 | 24.3 | 13.8 | 134.4 | 5.0 | 55.3 | 147.9 | 57.0 | 104.0 | 0.8 | 48.5 | 19.5 | 7.8 | 8.1 | 12.9 | 52.3 | | | |
| Apr | 618.2 | 524.5 | 25.0 | 15.0 | 110.3 | 5.3 | 49.5 | 128.0 | 48.1 | 90.2 | 0.7 | 41.8 | 16.4 | 7.1 | 7.4 | 10.7 | 62.6 | | | |
| May | 602.8 | 525.1 | 24.0 | 12.3 | 103.1 | 5.4 | 61.7 | 129.9 | 44.9 | 88.3 | 0.8 | 40.8 | 16.4 | 8.2 | 6.8 | 10.7 | 49.5 | | | |
| Jun | 602.7 | 523.1 | 16.8 | 12.4 | 106.3 | 4.7 | 59.5 | 131.8 | 42.5 | 92.0 | 0.8 | 43.5 | 16.3 | 7.6 | 6.1 | 12.2 | 50.3 | | | |
| Jul | : | : | 19.7 | 11.8 | 100.8 | 5.9 | : | 129.9 | : | 91.7 | : | 36.5 | 16.0 | 8.1 | 6.1 | 12.2 | 58.8 | | | |
| Aug | : | : | 17.1 | 13.6 | 108.3 | : | : | 138.8 | : | : | : | 39.0 | 16.1 | : | : | : | 49.4 | | | |

| | 1502 Schweinefleisch Schlachtungen 1000 t Schlachtgewicht ⁽¹⁾ | | | | | | | | | | Pork slaughterings 1000 t carcass weight ⁽¹⁾ | | | | | Viande porcine abattages 1000 t poids carcasse ⁽¹⁾ | | | | |
|----------|---|---------|--------|--------|--------|-------|--------|--------|-------|--------|--|--------|-------|-------|-------|--|--------|--|--|--|
| | EU-15 | EUR-11 | B | DK | D | EL | E | F | IRL | I | L | NL | A | P | FIN | S | UK | | | |
| 1995 | 15975.7 | 13057.0 | 1035.1 | 1475.4 | 3602.0 | 142.4 | 2174.8 | 2144.0 | 211.1 | 1345.6 | 7.9 | 1622.1 | 466.2 | 282.0 | 166.3 | 308.8 | 992.1 | | | |
| 1996 | 16316.4 | 13399.1 | 1060.9 | 1457.4 | 3635.0 | 142.2 | 2315.9 | 2183.3 | 210.4 | 1410.3 | 8.9 | 1624.0 | 480.6 | 299.1 | 170.8 | 319.8 | 997.9 | | | |
| 1997 | 16250.3 | 13162.0 | 1006.1 | 1522.7 | 3563.8 | 142.1 | 2401.1 | 2220.4 | 220.4 | 1365.8 | 8.7 | 1375.6 | 488.6 | 302.7 | 178.9 | 329.3 | 1094.2 | | | |
| 1998 | 17581.3 | 14309.3 | 1076.9 | 1631.4 | 3832.7 | 142.6 | 2677.8 | 2312.6 | 241.2 | 1412.2 | 8.9 | 1725.0 | 508.3 | 329.7 | 183.9 | 342.7 | 1155.2 | | | |
| 1998 Jun | 1407.4 | 1142.2 | 93.6 | 142.5 | 320.2 | 10.2 | 189.6 | 188.7 | 18.9 | 110.9 | 0.7 | 133.7 | 43.3 | 27.5 | 15.1 | 26.4 | 86.1 | | | |
| Jul | 1418.3 | 1128.0 | 82.1 | 144.0 | 307.9 | 11.2 | 192.2 | 195.4 | 20.3 | 103.9 | 0.7 | 141.2 | 39.8 | 28.7 | 15.8 | 29.4 | 105.6 | | | |
| Aug | 1375.4 | 1111.5 | 86.6 | 135.1 | 307.2 | 12.3 | 197.9 | 187.3 | 19.7 | 96.6 | 0.6 | 132.5 | 41.3 | 27.4 | 14.5 | 27.5 | 89.1 | | | |
| Sep | 1481.7 | 1211.1 | 96.6 | 139.9 | 327.3 | 10.4 | 214.7 | 198.5 | 22.5 | 112.4 | 0.7 | 153.9 | 40.8 | 28.0 | 15.8 | 30.4 | 90.0 | | | |
| Oct | 1596.1 | 1290.9 | 95.3 | 146.7 | 348.8 | 10.6 | 267.5 | 197.4 | 21.3 | 113.8 | 0.8 | 158.0 | 42.9 | 29.3 | 16.0 | 31.0 | 116.9 | | | |
| Nov | 1590.0 | 1311.3 | 95.1 | 144.3 | 366.3 | 11.5 | 248.8 | 196.1 | 22.8 | 133.0 | 0.9 | 153.9 | 46.9 | 31.1 | 16.4 | 29.3 | 93.5 | | | |
| Dec | 1646.7 | 1358.8 | 95.5 | 136.2 | 326.5 | 22.3 | 302.6 | 205.8 | 22.5 | 149.7 | 0.9 | 164.5 | 43.4 | 29.8 | 17.7 | 28.0 | 101.4 | | | |
| 1999 Jan | 1597.5 | 1288.0 | 94.7 | 156.2 | 350.4 | 12.1 | 253.5 | 207.0 | 22.4 | 134.3 | 0.9 | 139.5 | 44.1 | 27.1 | 14.0 | 27.4 | 113.7 | | | |
| Feb | 1453.3 | 1194.3 | 87.7 | 135.1 | 318.1 | 11.2 | 238.6 | 188.5 | 21.9 | 123.2 | 0.8 | 132.4 | 42.3 | 26.2 | 14.4 | 27.8 | 85.0 | | | |
| Mar | 1684.7 | 1323.7 | 95.2 | 140.2 | 364.2 | 10.2 | 237.7 | 214.1 | 23.7 | 132.9 | 1.1 | 156.5 | 49.5 | 31.3 | 17.5 | 31.3 | 79.3 | | | |
| Apr | 1471.2 | 1196.4 | 85.7 | 140.7 | 334.0 | 9.9 | 218.1 | 194.8 | 21.2 | 115.3 | 0.8 | 139.0 | 43.2 | 28.4 | 15.8 | 28.5 | 95.6 | | | |
| May | 1433.6 | 1202.1 | 91.9 | 120.3 | 335.4 | 8.9 | 232.1 | 186.6 | 20.1 | 116.8 | 1.0 | 131.8 | 44.3 | 28.4 | 14.7 | 25.7 | 76.6 | | | |
| Jun | 1424.1 | 1170.5 | 45.3 | 130.6 | 340.0 | 9.6 | 236.8 | 195.4 | 20.8 | 112.1 | 1.2 | 141.9 | 42.1 | 28.0 | 14.9 | 27.3 | 78.0 | | | |
| Jul | : | : | 79.1 | 132.7 | 324.9 | 10.7 | : | 189.5 | : | 109.8 | : | 140.7 | 40.2 | 27.5 | 14.6 | 23.9 | 96.8 | | | |
| Aug | : | : | 70.5 | 131.1 | 329.5 | : | : | 201.0 | : | : | : | 139.3 | 44.1 | : | : | : | 76.4 | | | |

⁽¹⁾ nur zum menschlichen Verzehr bestimmtes Fleisch

⁽¹⁾ only meat suitable for human consumption

⁽¹⁾ uniquement viande propre à la consommation humaine

LANDWIRTSCHAFTLICHE ERZEUGNISSE
AGRICULTURAL PRODUCTS
PRODUITS AGRICOLES



| | 1503 Molkereibutter Erzeugung 1000 t | | Dairy butter production 1000 t | | | | | | | | | | Beurre de laiterie production 1000 t | | | | |
|----------|---|--------|-----------------------------------|------|-------|-----|------|-------|-------|-------|-----|-------|---|------|------|------|-------|
| | EU-15 | EUR-11 | B | DK | D | EL | E | F | IRL | I | L | NL | A | P | FIN | S | UK |
| 1995 | 1783.8 | 1540.2 | 80.4 | 54.3 | 486.2 | 0.9 | 24.8 | 464.2 | 152.3 | 92.5 | 3.7 | 132.4 | 36.0 | 19.4 | 48.3 | 56.0 | 132.5 |
| 1996 | 1806.3 | 1561.7 | 88.2 | 56.6 | 480.2 | 0.8 | 23.4 | 473.2 | 151.8 | 108.3 | 3.1 | 127.0 | 38.0 | 20.0 | 48.6 | 57.4 | 129.8 |
| 1997 | 1779.4 | 1531.2 | 97.4 | 50.4 | 442.4 | 0.8 | 29.9 | 467.3 | 148.4 | 91.6 | 3.2 | 130.5 | 40.0 | 21.3 | 59.3 | 58.3 | 138.7 |
| 1998 | 1740.5 | 1515.1 | 103.6 | 48.7 | 426.4 | 0.8 | 22.0 | 463.2 | 140.4 | 93.7 | 3.3 | 147.5 | 38.0 | 18.9 | 58.1 | 38.9 | 137.0 |
| 1998 Jul | 146.5 | 129.1 | 8.7 | 3.6 | 35.1 | 0.0 | 1.8 | 35.4 | 19.3 | 6.5 | 0.2 | 12.8 | 3.0 | 1.7 | 4.6 | 3.0 | 10.8 |
| Aug | 131.3 | 114.4 | 7.5 | 3.8 | 32.3 | 0.1 | 1.8 | 28.7 | 17.3 | 6.5 | 0.2 | 11.6 | 3.0 | 1.2 | 4.3 | 2.7 | 10.3 |
| Sep | 130.3 | 113.2 | 8.0 | 3.8 | 31.7 | 0.1 | 1.6 | 29.1 | 14.7 | 8.9 | 0.3 | 10.3 | 3.0 | 1.2 | 4.3 | 3.0 | 10.3 |
| Oct | 134.0 | 116.0 | 7.9 | 3.8 | 33.1 | 0.1 | 1.8 | 34.9 | 11.1 | 7.0 | 0.3 | 10.9 | 3.0 | 1.3 | 4.7 | 2.7 | 11.5 |
| Nov | 124.1 | 105.7 | 7.7 | 3.8 | 30.6 | 0.1 | 1.5 | 34.3 | 5.1 | 6.8 | 0.2 | 10.5 | 3.0 | 1.3 | 4.7 | 3.3 | 11.2 |
| Dec | 142.1 | 124.0 | 9.1 | 4.1 | 37.1 | 0.1 | 2.1 | 41.9 | 4.1 | 8.9 | 0.3 | 10.1 | 4.0 | 1.6 | 4.8 | 2.7 | 11.2 |
| 1999 Jan | 153.2 | 132.6 | 10.3 | 5.3 | 38.2 | 0.1 | 2.4 | 45.4 | 2.7 | 8.7 | 0.0 | 14.0 | 4.0 | 1.7 | 5.2 | 3.7 | 11.6 |
| Feb | 141.9 | 123.7 | 10.2 | 4.2 | 35.1 | 0.1 | 1.9 | 41.1 | 3.8 | 8.8 | 0.0 | 12.7 | 3.0 | 2.4 | 4.7 | 2.8 | 11.1 |
| Mar | 161.4 | 140.4 | 9.2 | 4.7 | 38.0 | 0.1 | 2.2 | 46.6 | 11.3 | 9.4 | 0.0 | 13.1 | 3.0 | 2.3 | 5.3 | 3.3 | 13.0 |
| Apr | : | : | : | 4.6 | 40.9 | 0.1 | 3.6 | 48.4 | 16.0 | 9.3 | 0.0 | 13.3 | 3.0 | 2.3 | 5.2 | 3.6 | 13.8 |
| May | : | : | : | 4.2 | 41.2 | 0.0 | 3.8 | 44.5 | 19.5 | 9.0 | 0.0 | 13.6 | 2.0 | 2.3 | 5.4 | 3.5 | 13.4 |
| Jun | : | : | : | 4.0 | 36.4 | 0.0 | 3.7 | 34.8 | 18.9 | 8.7 | 0.0 | 13.0 | 3.0 | 2.4 | 5.4 | 3.1 | 12.3 |
| Jul | : | : | : | 3.6 | 34.7 | : | 3.7 | 32.4 | 18.3 | 8.1 | : | 12.0 | 3.0 | 2.2 | 4.8 | 2.8 | 11.7 |
| Aug | : | : | : | 3.2 | 31.3 | : | 3.4 | 30.5 | 16.3 | : | : | : | 3.0 | 1.9 | 4.9 | 2.6 | 11.5 |
| Sep | : | : | : | 3.5 | : | : | : | : | 13.9 | : | : | : | : | : | : | 2.5 | : |

| | 1504 Molkereibutter Lagerbestände 1000 t ⁽¹⁾ | | Dairy butter stocks 1000 t ⁽¹⁾ | | | | | | | | | | Beurre de laiterie stocks 1000 t ⁽¹⁾ | | | | |
|----------|--|--------|--|-----|------|-----|-----|------|------|-----|-----|------|--|-----|-----|-----|-----|
| | EU-15 | EUR-11 | B | DK | D | EL | E | F | IRL | I | L | NL | A | P | FIN | S | UK |
| 1995 | 70.3 | 67.8 | 7.1 | 0.1 | 5.0 | 0.0 | 4.3 | 6.3 | 24.2 | 0.8 | 0.0 | 19.9 | 0.2 | 0.0 | 0.0 | 0.0 | 2.3 |
| 1996 | 93.4 | 88.2 | 10.7 | 0.1 | 6.4 | 0.0 | 3.7 | 7.4 | 37.3 | 4.4 | 0.1 | 16.9 | 1.2 | 0.0 | 0.0 | 0.0 | 5.1 |
| 1997 | 51.5 | 46.4 | 8.0 | 2.3 | 5.2 | 0.0 | 0.5 | 3.7 | 14.4 | 1.6 | 0.0 | 11.8 | 1.2 | 0.0 | 0.0 | 0.0 | 2.8 |
| 1998 | 60.5 | 54.8 | 6.5 | 3.6 | 5.5 | 0.0 | 0.0 | 8.2 | 13.3 | 0.0 | 0.0 | 19.7 | 1.5 | 0.0 | 0.1 | 0.0 | 2.1 |
| 1997 Oct | 116.2 | 107.1 | 16.7 | 3.4 | 18.0 | 0.0 | 0.5 | 8.8 | 32.3 | 1.9 | 0.0 | 26.9 | 2.0 | 0.0 | 0.0 | 0.0 | 5.6 |
| Nov | 85.5 | 78.8 | 14.5 | 3.2 | 12.7 | 0.0 | 0.5 | 6.2 | 23.3 | 1.9 | 0.0 | 17.8 | 1.9 | 0.0 | 0.0 | 0.0 | 3.5 |
| Dec | 51.5 | 46.4 | 8.0 | 2.3 | 5.2 | 0.0 | 0.5 | 3.7 | 14.4 | 1.6 | 0.0 | 11.8 | 1.2 | 0.0 | 0.0 | 0.0 | 2.8 |
| 1998 Jan | 31.2 | 28.6 | 5.1 | 0.0 | 3.7 | 0.0 | 0.5 | 1.6 | 7.2 | 1.1 | 0.0 | 8.7 | 0.6 | 0.0 | 0.0 | 0.0 | 2.6 |
| Feb | 19.6 | 17.2 | 3.2 | 0.0 | 1.2 | 0.0 | 0.5 | 0.2 | 6.5 | 0.6 | 0.0 | 4.8 | 0.2 | 0.0 | 0.0 | 0.0 | 2.4 |
| Mar | 6.9 | 4.9 | 0.3 | 0.0 | 0.0 | 0.0 | 0.4 | 0.0 | 4.1 | 0.1 | 0.0 | 0.0 | 0.0 | 0.0 | 0.0 | 0.0 | 2.0 |
| Apr | 42.9 | 40.2 | 0.5 | 0.7 | 5.1 | 0.0 | 0.1 | 24.5 | 7.3 | 0.2 | 0.0 | 2.6 | 0.0 | 0.0 | 0.0 | 0.0 | 2.0 |
| May | 81.6 | 73.4 | 3.6 | 2.3 | 13.3 | 0.0 | 0.0 | 32.8 | 10.0 | 0.8 | 0.0 | 11.9 | 0.8 | 0.0 | 0.3 | 0.0 | 5.8 |
| Jun | 124.7 | 114.4 | 8.3 | 3.5 | 20.3 | 0.0 | 0.2 | 41.1 | 14.0 | 1.2 | 0.0 | 26.8 | 1.8 | 0.0 | 0.7 | 0.0 | 6.8 |
| Jul | 152.0 | 140.8 | 14.8 | 3.6 | 23.7 | 0.0 | 0.3 | 43.0 | 17.9 | 1.7 | 0.0 | 35.9 | 2.2 | 0.0 | 1.2 | 0.0 | 7.6 |
| Aug | 166.3 | 156.1 | 15.0 | 3.6 | 26.7 | 0.0 | 0.3 | 39.7 | 23.2 | 1.8 | 0.0 | 44.9 | 3.1 | 0.0 | 1.3 | 0.0 | 6.7 |
| Sep | 145.7 | 136.9 | 13.1 | 3.6 | 23.8 | 0.0 | 0.4 | 28.0 | 22.7 | 1.7 | 0.0 | 42.8 | 3.3 | 0.0 | 1.1 | 0.0 | 5.2 |
| Oct | 125.2 | 117.6 | 11.1 | 3.6 | 19.7 | 0.0 | 0.3 | 20.1 | 20.6 | 1.0 | 0.0 | 41.2 | 3.0 | 0.0 | 0.6 | 0.0 | 4.0 |
| Nov | 91.3 | 84.8 | 8.1 | 3.6 | 13.6 | 0.0 | 0.1 | 12.2 | 16.5 | 0.4 | 0.0 | 31.3 | 2.5 | 0.0 | 0.2 | 0.0 | 2.9 |
| Dec | 60.5 | 54.8 | 6.5 | 3.6 | 5.5 | 0.0 | 0.0 | 8.2 | 13.3 | 0.0 | 0.0 | 19.7 | 1.5 | 0.0 | 0.1 | 0.0 | 2.1 |

(¹) Ende des Zeitraums

(¹) End of period

(¹) Fin de période

LANDWIRTSCHAFTLICHE ERZEUGNISSE
AGRICULTURAL PRODUCTS
PRODUITS AGRICOLES



| | 1505 Magermilchpulver Erzeugung 1000 t | | | | | | Skimmed milk powder production 1000 t | | | | | | Lait écrémé en poudre production 1000 t | | | | |
|----------|---|--------|------|------|-------|-----|--|-------|-------|-----|-----|------|---|------|------|------|-------|
| | EU-15 | EUR-11 | B | DK | D | EL | E | F | IRL | I | L | NL | A | P | FIN | S | UK |
| 1995 | 1211.0 | 1060.3 | 50.3 | 18.6 | 406.3 | 0.0 | 20.1 | 375.4 | 114.8 | 0.0 | 0.0 | 39.8 | 17.0 | 12.9 | 13.6 | 25.3 | 116.8 |
| 1996 | 1196.0 | 1031.5 | 52.0 | 27.8 | 400.8 | 0.0 | 14.3 | 367.6 | 118.8 | 0.0 | 0.0 | 36.2 | 15.0 | 11.6 | 14.9 | 29.1 | 107.6 |
| 1997 | 1134.6 | 871.3 | 50.9 | 22.9 | 338.9 | 0.0 | 11.9 | 369.0 | 101.5 | 0.0 | 0.0 | 44.9 | 16.0 | 12.9 | 25.4 | 31.7 | 108.6 |
| 1998 | : | 921.6 | 51.4 | 22.0 | 328.5 | : | 9.0 | 324.3 | 90.9 | 0.0 | 6.3 | 60.0 | 19.0 | 9.6 | 20.6 | 31.0 | 106.9 |
| 1998 Jul | : | 87.0 | 5.3 | 1.4 | 30.8 | : | 1.9 | 23.8 | 13.6 | 0.0 | 0.6 | 6.3 | 2.0 | 1.1 | 1.6 | 2.2 | 9.7 |
| Aug | : | 68.7 | 4.2 | 2.0 | 26.7 | : | 1.2 | 15.8 | 12.5 | 0.0 | 0.1 | 5.4 | 1.0 | 0.6 | 1.2 | 2.2 | 11.6 |
| Sep | : | 55.7 | 3.6 | 1.5 | 21.7 | : | 0.6 | 14.3 | 8.2 | 0.0 | 0.1 | 4.8 | 1.0 | 0.4 | 1.0 | 1.4 | 8.0 |
| Oct | : | 56.8 | 3.5 | 2.0 | 21.9 | : | 0.4 | 18.0 | 4.8 | 0.0 | 0.9 | 4.4 | 1.0 | 0.5 | 1.4 | 1.2 | 7.2 |
| Nov | : | 53.8 | 3.2 | 1.4 | 19.6 | : | 0.3 | 19.1 | 1.8 | 0.0 | 1.0 | 5.1 | 2.0 | 0.2 | 1.5 | 1.7 | 5.0 |
| Dec | : | 81.2 | 4.2 | 2.8 | 31.8 | : | 0.2 | 30.9 | 3.6 | 0.0 | 1.0 | 5.2 | 2.0 | 0.4 | 1.9 | 3.0 | 6.6 |
| 1999 Jan | 96.8 | 84.2 | 4.3 | 2.7 | 33.4 | 0.0 | 0.0 | 31.2 | 2.0 | 0.0 | 0.0 | 8.2 | 2.0 | 0.6 | 2.5 | 2.5 | 7.4 |
| Feb | 89.4 | 75.9 | 4.4 | 3.7 | 28.0 | 0.0 | 0.0 | 28.6 | 3.0 | 0.0 | 0.0 | 7.8 | 1.0 | 0.9 | 2.2 | 2.7 | 7.1 |
| Mar | 101.6 | 83.6 | 5.6 | 4.0 | 28.6 | 0.0 | 0.9 | 29.5 | 7.0 | 0.0 | 0.0 | 7.5 | 1.0 | 1.3 | 2.2 | 3.3 | 10.7 |
| Apr | : | : | : | 2.5 | 35.9 | 0.0 | 2.5 | 36.8 | 10.2 | 0.0 | 0.0 | 6.8 | 1.0 | 1.3 | 2.3 | 3.4 | 12.0 |
| May | : | : | : | 1.9 | 39.9 | 0.0 | 3.1 | 38.2 | 12.2 | 0.0 | 0.0 | 9.6 | 2.0 | 1.6 | 2.7 | 3.3 | 11.8 |
| Jun | : | : | : | 2.9 | 33.7 | 0.0 | 2.7 | 25.6 | 11.2 | 0.0 | 0.0 | 9.0 | 1.0 | 1.9 | 2.9 | 3.5 | 11.9 |
| Jul | : | : | : | 2.6 | 29.8 | : | 2.0 | 19.9 | 11.4 | 0.0 | : | 8.5 | 1.0 | 1.4 | 2.2 | 3.3 | 10.4 |
| Aug | : | : | : | 2.6 | 26.8 | : | 1.3 | 14.9 | 11.1 | : | : | : | 1.0 | 0.8 | 2.4 | 2.5 | 9.2 |
| Sep | : | : | : | 2.8 | : | : | : | : | 6.5 | : | : | : | : | : | : | 2.3 | : |

| | 1506 Magermilchpulver Lagerbestände 1000 t ⁽¹⁾ | | | | | | Skimmed milk powder stocks 1000 t ⁽¹⁾ | | | | | | Lait écrémé en poudre stocks 1000 t ⁽¹⁾ | | | | |
|----------|--|--------|-----|-----|------|-----|---|------|------|-----|-----|-----|---|-----|-----|-----|------|
| | EU-15 | EUR-11 | B | DK | D | EL | E | F | IRL | I | L | NL | A | P | FIN | S | UK |
| 1997 Oct | 140.0 | 91.3 | 4.6 | 0.0 | 21.0 | 0.0 | 0.0 | 11.0 | 54.6 | 0.0 | 0.0 | 0.0 | 0.0 | 0.0 | 0.0 | 2.2 | 46.5 |
| Nov | 139.2 | 90.6 | 4.6 | 0.0 | 20.6 | 0.0 | 0.0 | 10.6 | 54.6 | 0.0 | 0.0 | 0.0 | 0.0 | 0.0 | 0.0 | 2.2 | 46.4 |
| Dec | 135.4 | 86.6 | 4.6 | 0.0 | 18.7 | 0.0 | 0.0 | 8.9 | 54.6 | 0.0 | 0.0 | 0.0 | 0.0 | 0.0 | 0.0 | 2.2 | 46.4 |
| 1998 Jan | 130.7 | 82.1 | 4.1 | 0.0 | 17.6 | 0.0 | 0.0 | 7.8 | 52.9 | 0.0 | 0.0 | 0.0 | 0.0 | 0.0 | 0.0 | 2.2 | 46.4 |
| Feb | 129.7 | 81.2 | 4.1 | 0.0 | 17.6 | 0.0 | 0.0 | 6.7 | 52.9 | 0.0 | 0.0 | 0.0 | 0.0 | 0.0 | 0.0 | 2.2 | 46.3 |
| Mar | 132.4 | 76.9 | 4.1 | 0.0 | 17.6 | 0.0 | 0.0 | 6.3 | 49.0 | 0.0 | 0.0 | 0.0 | 0.0 | 0.0 | 0.0 | 2.2 | 53.3 |
| Apr | 140.9 | 78.9 | 4.1 | 0.0 | 21.2 | 0.0 | 0.0 | 6.0 | 47.6 | 0.0 | 0.0 | 0.0 | 0.0 | 0.0 | 0.0 | 3.0 | 59.1 |
| May | 157.7 | 90.3 | 4.0 | 0.0 | 26.9 | 0.0 | 0.0 | 5.8 | 53.5 | 0.0 | 0.0 | 0.0 | 0.0 | 0.0 | 0.0 | 4.3 | 63.1 |
| Jun | 183.8 | 108.4 | 4.0 | 0.0 | 35.0 | 0.0 | 0.0 | 5.8 | 63.7 | 0.0 | 0.0 | 0.0 | 0.0 | 0.0 | 0.0 | 6.0 | 69.4 |
| Jul | 199.4 | 118.9 | 3.8 | 0.0 | 39.4 | 0.0 | 0.0 | 5.8 | 70.0 | 0.0 | 0.0 | 0.0 | 0.0 | 0.0 | 0.0 | 7.3 | 73.2 |
| Aug | 201.3 | 117.0 | 3.6 | 0.0 | 42.1 | 0.0 | 0.0 | 4.9 | 68.3 | 0.0 | 0.0 | 0.0 | 0.0 | 0.0 | 0.0 | 7.9 | 78.3 |
| Sep | 204.9 | 119.3 | 3.6 | 0.0 | 42.4 | 0.0 | 0.0 | 4.9 | 68.4 | 0.0 | 0.0 | 0.0 | 0.0 | 0.0 | 0.0 | 8.0 | 77.5 |
| Oct | 204.6 | 119.3 | 3.6 | 0.0 | 42.4 | 0.0 | 0.0 | 4.9 | 68.4 | 0.0 | 0.0 | 0.0 | 0.0 | 0.0 | 0.0 | 8.0 | 77.3 |
| Nov | 204.3 | 119.1 | 3.6 | 0.0 | 42.2 | 0.0 | 0.0 | 4.9 | 68.4 | 0.0 | 0.0 | 0.0 | 0.0 | 0.0 | 0.0 | 8.0 | 77.2 |
| Dec | 203.7 | 118.6 | 3.6 | 0.0 | 42.1 | 0.0 | 0.0 | 4.5 | 68.4 | 0.0 | 0.0 | 0.0 | 0.0 | 0.0 | 0.0 | 8.0 | 77.2 |

(¹) Ende des Zeitraums

(¹) End of period

(¹) Fin de période

Außenhandel
External trade
Commerce extérieur



**AUSSENHANDEL
EXTERNAL TRADE
COMMERCE EXTERIEUR**



| | Ausfuhren insgesamt 1601 Mio ECU/Euro | | | | | | | | | | | Total exports Mio ECU/euro | | | Exportations totales Mio EC/euro | | |
|----------|--|-------|--------|------|-------|--------|-------|--------|--------|-------|-------|-------------------------------|-------|--------|-------------------------------------|--|--|
| | B/L | DK | D | EL | E | F | IRL | I | NL | A | P | FIN | S | UK | | | |
| 1995 | 136287 | 38919 | 400196 | 8451 | 74807 | 230245 | 34178 | 178719 | 155328 | 44142 | 17418 | 30955 | 61498 | 181920 | | | |
| 1996 | 139663 | 40492 | 413191 | 9249 | 84460 | 240299 | 38070 | 198695 | 162238 | 45853 | 19388 | 32387 | 66876 | 203605 | | | |
| 1997 | 153902 | 43449 | 451553 | 9987 | 88847 | 266431 | 47043 | 211998 | 183267 | 52718 | 21124 | 36569 | 72975 | 247263 | | | |
| 1998 | 159471 | 43764 | 482454 | 9456 | 93337 | 285999 | 58313 | 215639 | 191069 | 57163 | 22227 | 39026 | 75618 | 244314 | | | |
| 1998 Jun | 15023 | 3923 | 41437 | 676 | 8614 | 25707 | 5502 | 19885 | 16118 | 4875 | 1869 | 3340 | 6694 | 22096 | | | |
| Jul | 13510 | 3509 | 43049 | 886 | 8283 | 24282 | 4889 | 21616 | 15717 | 4989 | 2242 | 3095 | 5425 | 20849 | | | |
| Aug | 10875 | 3505 | 35023 | 762 | 4811 | 17447 | 4302 | 12859 | 13690 | 3823 | 1190 | 2888 | 5336 | 17625 | | | |
| Sep | 14520 | 4094 | 39021 | 724 | 7611 | 25555 | 5335 | 17481 | 16787 | 5289 | 1878 | 3374 | 6778 | 20309 | | | |
| Oct | 14109 | 3883 | 42737 | 721 | 8502 | 26001 | 4926 | 18877 | 16852 | 5284 | 2022 | 3531 | 6660 | 20438 | | | |
| Nov | 13093 | 3806 | 41952 | 887 | 7931 | 24661 | 5657 | 17426 | 16274 | 5135 | 1934 | 3109 | 6727 | 19939 | | | |
| Dec | 13049 | 3552 | 38569 | 814 | 7419 | 23852 | 5216 | 17546 | 16160 | 4492 | 1602 | 3093 | 6053 | 19194 | | | |
| 1999 Jan | 12514 | 3347 | 35300 | 593 | 6856 | 21213 | 4714 | 13238 | 15370 | 3971 | 1759 | 2719 | 5628 | 16572 | | | |
| Feb | 12757 | 3472 | 38572 | 705 | 7636 | 22767 | 4830 | 15835 | 15295 | 4600 | 1732 | 2823 | 6176 | 17950 | | | |
| Mar | 15734 | 4139 | 43002 | 797 | 9036 | 27902 | 5692 | 19488 | 18174 | 5388 | 2041 | 3337 | 6851 | 22039 | | | |
| Apr | 13833 | 3520 | 41295 | 747 | 7738 | 24890 | 5199 | 17650 | 15940 | 4938 | 1826 | 3121 | 6331 | 18995 | | | |
| May | 13197 | 3590 | 39439 | 713 | 8163 | 22910 | 5393 | 17785 | 15728 | 4705 | 1817 | 3134 | 6004 | 19546 | | | |
| Jun | 15094 | 3930 | 44259 | 758 | 9034 | 27508 | 5786 | 19638 | 17446 | 5533 | 1793 | 3226 | 6867 | 21072 | | | |
| Jul | 13621 | 3435 | 44196 | 723 | 8444 | 26714 | : | 21088 | 15760 | 4940 | 1969 | 2898 | : | 20230 | | | |
| Aug | 11853 | : | 38285 | : | : | 19528 | : | 13270 | 15523 | 4000 | : | 2911 | : | 19624 | | | |

| | Einfuhren insgesamt 1602 Mio ECU/Euro | | | | | | | | | | | Total imports Mio ECU/euro | | | Importations totales Mio ECU/euro | | |
|----------|--|-------|--------|-------|--------|--------|-------|--------|--------|-------|-------|-------------------------------|-------|--------|--------------------------------------|--|--|
| | B/L | DK | D | EL | E | F | IRL | I | NL | A | P | FIN | S | UK | | | |
| 1995 | 126095 | 35121 | 354640 | 19800 | 86802 | 221245 | 24724 | 157484 | 141613 | 50640 | 24931 | 22530 | 49721 | 204318 | | | |
| 1996 | 132242 | 35669 | 361566 | 22276 | 95469 | 231020 | 27029 | 164019 | 149770 | 53952 | 27724 | 24747 | 52711 | 226290 | | | |
| 1997 | 142790 | 39595 | 388703 | 23738 | 101998 | 251338 | 33286 | 185295 | 168188 | 57969 | 30912 | 27875 | 57843 | 271171 | | | |
| 1998 | 149062 | 42005 | 413351 | 24965 | 111551 | 274528 | 38337 | 192512 | 179142 | 61997 | 34444 | 29400 | 60958 | 286530 | | | |
| 1998 Jun | 13733 | 3583 | 35782 | 2242 | 10305 | 24542 | 3210 | 17354 | 15619 | 5088 | 2970 | 2368 | 5095 | 25513 | | | |
| Jul | 11964 | 3111 | 35857 | 2238 | 9379 | 22778 | 3167 | 16192 | 14417 | 5261 | 2954 | 2256 | 4222 | 25651 | | | |
| Aug | 10993 | 3257 | 30705 | 2143 | 6438 | 17634 | 2770 | 10148 | 12968 | 4530 | 2141 | 2322 | 4702 | 21021 | | | |
| Sep | 13230 | 3828 | 33197 | 1745 | 9898 | 24724 | 3166 | 17428 | 15638 | 5520 | 2953 | 2506 | 5382 | 24527 | | | |
| Oct | 13064 | 3784 | 36315 | 1914 | 10101 | 25083 | 3400 | 16351 | 15625 | 5682 | 3126 | 2546 | 5422 | 24161 | | | |
| Nov | 12615 | 3635 | 33874 | 2281 | 9783 | 23631 | 3410 | 16057 | 15398 | 5406 | 3075 | 2493 | 5546 | 23661 | | | |
| Dec | 12443 | 3426 | 35714 | 1908 | 9410 | 22946 | 3278 | 16444 | 15118 | 5060 | 2887 | 2407 | 4799 | 21992 | | | |
| 1999 Jan | 11498 | 3187 | 30851 | 1404 | 8579 | 21662 | 3226 | 13015 | 13924 | 4737 | 2526 | 2093 | 4342 | 21203 | | | |
| Feb | 11935 | 3234 | 32825 | 1643 | 9292 | 22128 | 3137 | 15248 | 14133 | 5077 | 2677 | 2283 | 4778 | 22164 | | | |
| Mar | 14391 | 3951 | 37084 | 2261 | 11033 | 26409 | 3542 | 18333 | 16753 | 6078 | 3170 | 2670 | 5659 | 25809 | | | |
| Apr | 12390 | 3295 | 35480 | 1741 | 10083 | 23530 | 3457 | 17043 | 14818 | 5640 | 2972 | 2439 | 5131 | 23613 | | | |
| May | 12269 | 3305 | 36033 | 1965 | 10683 | 23181 | 3300 | 16694 | 14992 | 5431 | 2895 | 2408 | 5154 | 22650 | | | |
| Jun | 13612 | 3644 | 37265 | 2213 | 11270 | 26192 | 3557 | 17972 | 16238 | 6315 | 2848 | 2290 | 5389 | 25609 | | | |
| Jul | 11723 | 3124 | 36661 | 1825 | 10833 | 23138 | : | 17169 | 15066 | 6233 | 2802 | 2214 | : | 25726 | | | |
| Aug | 11461 | : | 35047 | : | : | 19986 | : | 11447 | 14747 | 5602 | : | 2335 | : | 23608 | | | |

**AUSSENHANDEL
EXTERNAL TRADE
COMMERCE EXTERIEUR**



Handelsbilanz
1603 Mio ECU/Euro

Total trades balances
Mio ECU/euro

Balances commerciales totales
Mio ECU/euro

| | BL | DK | D | EL | E | F | IRL | I | NL | A | P | FIN | S | UK |
|----------|-------|------|-------|--------|--------|-------|-------|-------|-------|-------|--------|------|-------|--------|
| 1995 | 10192 | 3797 | 45557 | -11349 | -11994 | 9000 | 9453 | 21235 | 13715 | -6498 | -7513 | 8425 | 11777 | -22398 |
| 1996 | 7421 | 4823 | 51625 | -13027 | -11008 | 9279 | 11041 | 34676 | 12468 | -8089 | -8336 | 7540 | 14165 | -22685 |
| 1997 | 11111 | 3854 | 62850 | -13751 | -13151 | 15093 | 13757 | 26703 | 15080 | -6251 | -9788 | 8694 | 15132 | -23908 |
| 1998 | 10409 | 1759 | 69103 | -15510 | -18214 | 11471 | 19976 | 23127 | 11927 | -4834 | -12217 | 9626 | 14660 | -42216 |
| 1998 Jun | 1290 | 341 | 5656 | -1566 | -1891 | 1165 | 2292 | 2530 | 498 | -213 | -1100 | 572 | 1599 | -3417 |
| Jul | 1546 | 385 | 7192 | -1352 | -1096 | 1504 | 1723 | 5424 | 1299 | -272 | -712 | 539 | 1204 | -4802 |
| Aug | -118 | 245 | 4318 | -1381 | -1627 | -187 | 1532 | 2711 | 722 | -707 | -951 | 565 | 634 | -3396 |
| Sep | 1289 | 266 | 5824 | -1021 | -2267 | 831 | 2169 | 53 | 1150 | -231 | -1075 | 668 | 1396 | -4218 |
| Oct | 1045 | 99 | 6423 | -1192 | -1598 | 917 | 1526 | 2527 | 1227 | -300 | -1104 | 986 | 1239 | -3723 |
| Nov | 478 | 171 | 6077 | -1294 | -1851 | 1030 | 2247 | 1369 | 875 | -271 | -1141 | 616 | 1181 | -3721 |
| Dec | 605 | 126 | 2855 | -1094 | -1991 | 906 | 1938 | 1101 | 1042 | -567 | -1286 | 686 | 1254 | -2738 |
| 1999 Jan | 1016 | 160 | 4449 | -811 | -1723 | -450 | 1487 | 223 | 1448 | -766 | -767 | 626 | 1285 | -4630 |
| Feb | 822 | 238 | 5746 | -938 | -1856 | 639 | 1692 | 587 | 1162 | -478 | -945 | 539 | 1397 | -4215 |
| Mar | 1343 | 188 | 5918 | -1465 | -1996 | 1493 | 2150 | 1155 | 1420 | -690 | -1129 | 668 | 1193 | -3770 |
| Apr | 1443 | 226 | 5815 | -994 | -2345 | 1360 | 1743 | 607 | 1123 | -701 | -1148 | 682 | 1200 | -4618 |
| May | 929 | 286 | 3406 | -1252 | -2519 | -271 | 2062 | 1091 | 736 | -726 | -1078 | 727 | 850 | -3104 |
| Jun | 1482 | 286 | 6994 | -1455 | -2237 | 1317 | 2228 | 1666 | 1208 | -782 | -1054 | 936 | 1478 | -4537 |
| Jul | 1898 | 311 | 7535 | -1101 | -2369 | 3570 | : | 3918 | 694 | -1293 | -633 | 684 | : | -5496 |
| Aug | 392 | : | 3237 | : | : | -457 | : | 1822 | 776 | -1602 | : | 576 | : | -3985 |

INTRA-EU HANDEL
INTRA-EU TRADE
COMMERCE INTRA-UE



| | 1701 Intra-EU Versendungen Mio ECU/Euro | | | | Intra-EU dispatches Mio ECU/euro | | | | | | | Expéditions intra-UE Mio ECU/euro | | | | |
|----------|--|-----------------------|--------|-------|-------------------------------------|------|-------|--------|-------|--------|--------|--------------------------------------|-------|-------|-------|--------|
| | EU-15 | EUR-11 ⁽¹⁾ | B/L | DK | D | EL | E | F | IRL | I | NL | A | P | FIN | S | UK |
| 1995 | 1019787 | 679825 | 105031 | 25922 | 232722 | 5080 | 50827 | 145033 | 25274 | 102384 | 124167 | 29036 | 13952 | 17787 | 36629 | 105945 |
| 1996 | 1067820 | 704912 | 107151 | 26981 | 237061 | 4975 | 57287 | 149665 | 27110 | 110161 | 129287 | 29405 | 15623 | 17651 | 38196 | 117268 |
| 1997 | 1165998 | 750686 | 114759 | 28840 | 250533 | 5078 | 60718 | 165256 | 32413 | 116528 | 144870 | 32692 | 17071 | 19457 | 40549 | 137233 |
| 1998 | 1246312 | 811530 | 120933 | 29096 | 271909 | 4943 | 65837 | 178385 | 40706 | 121194 | 150864 | 36686 | 18247 | 21889 | 43819 | 141805 |
| 1998 Jun | 110980 | 72259 | 11455 | 2551 | 23950 | 308 | 6121 | 15844 | 3950 | 11288 | 12541 | 3143 | 1552 | 1829 | 3893 | 12555 |
| Jul | 104780 | 68820 | 10021 | 2249 | 23711 | 467 | 5540 | 14457 | 3250 | 12199 | 12046 | 3141 | 1806 | 1571 | 2974 | 11348 |
| Aug | 81199 | 50614 | 8292 | 2320 | 18654 | 430 | 3229 | 10609 | 3135 | 5985 | 10674 | 2379 | 937 | 1563 | 3121 | 9870 |
| Sep | 108664 | 70835 | 11271 | 2690 | 21649 | 321 | 5602 | 16336 | 3612 | 10507 | 13415 | 3442 | 1566 | 1957 | 3932 | 12365 |
| Oct | 111653 | 73963 | 10987 | 2570 | 24637 | 297 | 5989 | 16693 | 3356 | 10803 | 13401 | 3400 | 1677 | 1972 | 3916 | 11955 |
| Nov | 107503 | 70408 | 10048 | 2552 | 23671 | 502 | 5640 | 15448 | 4140 | 9790 | 12932 | 3252 | 1613 | 1864 | 3971 | 12081 |
| Dec | 101066 | 66054 | 9986 | 2372 | 21383 | 408 | 5212 | 14463 | 3877 | 10187 | 12724 | 2831 | 1314 | 1754 | 3379 | 11176 |
| 1999 Jan | 96026 | 63260 | 9757 | 2311 | 21156 | 323 | 5125 | 14261 | 3237 | 7788 | 12394 | 2734 | 1504 | 1625 | 3497 | 10316 |
| Feb | 101150 | 66736 | 9787 | 2307 | 22897 | 382 | 5667 | 14650 | 3082 | 9430 | 12315 | 2951 | 1467 | 1710 | 3786 | 10718 |
| Mar | 117012 | 77001 | 12088 | 2753 | 23771 | 429 | 6481 | 17650 | 3976 | 11609 | 14325 | 3552 | 1715 | 1979 | 4032 | 12653 |
| Apr | 105889 | 70640 | 10805 | 2342 | 23855 | 384 | 5596 | 15589 | 3450 | 10429 | 12513 | 3184 | 1525 | 1835 | 3713 | 10666 |
| May | 103706 | 68746 | 9896 | 2433 | 23083 | 364 | 5867 | 14653 | 3719 | 10237 | 12419 | 3047 | 1482 | 1769 | 3427 | 11312 |
| Jun | 114891 | 76436 | 11493 | 2725 | 25497 | 363 | 6382 | 16556 | 3851 | 11404 | 13940 | 3705 | 1477 | 1852 | 3838 | 11809 |
| Jul | : | : | 10266 | 2295 | 23669 | 350 | 5726 | 15470 | : | 12043 | 12100 | 3560 | 1561 | 1592 | : | 11049 |
| Aug | : | : | 9291 | : | 21944 | : | : | 11439 | : | 6637 | 12203 | 2819 | : | 1683 | : | 10449 |

| | 1702 Intra-EU Eingänge Mio ECU/Euro | | | | Intra-EU arrivals Mio ECU/euro | | | | | | | Arrivées intra-UE Mio ECU/euro | | | | |
|----------|--|-----------------------|--------|-------|-----------------------------------|-------|-------|--------|-------|--------|--------|-----------------------------------|-------|-------|-------|--------|
| | EU-15 | EUR-11 ⁽¹⁾ | B/L | DK | D | EL | E | F | IRL | I | NL | A | P | FIN | S | UK |
| 1995 | 974411 | 647976 | 91832 | 25221 | 214119 | 13879 | 59467 | 151471 | 15978 | 95845 | 89495 | 38439 | 18436 | 14647 | 34125 | 111457 |
| 1996 | 1023383 | 673582 | 96607 | 25169 | 218063 | 14328 | 66128 | 156651 | 18004 | 100188 | 91976 | 40129 | 21152 | 16150 | 36118 | 122722 |
| 1997 | 1108132 | 714157 | 101770 | 27807 | 228257 | 15432 | 67275 | 165673 | 21312 | 113098 | 98528 | 42564 | 23583 | 17938 | 39180 | 145714 |
| 1998 | 1186144 | 772443 | 105499 | 29609 | 240902 | 16455 | 76398 | 185466 | 23624 | 118543 | 102523 | 45676 | 26946 | 19320 | 42184 | 152998 |
| 1998 Jun | 105583 | 68777 | 9692 | 2573 | 20950 | 1211 | 7175 | 16645 | 1974 | 10820 | 8968 | 3760 | 2314 | 1628 | 3526 | 14346 |
| Jul | 99705 | 64906 | 8331 | 2217 | 20975 | 1572 | 6332 | 15301 | 2051 | 9754 | 8442 | 3869 | 2310 | 1454 | 2912 | 14186 |
| Aug | 79812 | 50532 | 7668 | 2233 | 17573 | 1393 | 4090 | 11793 | 1685 | 6135 | 7048 | 3349 | 1604 | 1478 | 3192 | 10570 |
| Sep | 101712 | 66510 | 9579 | 2718 | 18127 | 1134 | 6960 | 16761 | 1971 | 10830 | 8742 | 4065 | 2325 | 1688 | 3797 | 13015 |
| Oct | 104831 | 68877 | 9415 | 2727 | 20925 | 1071 | 7135 | 17414 | 2089 | 10193 | 8859 | 4155 | 2498 | 1651 | 3772 | 12929 |
| Nov | 101807 | 66279 | 9167 | 2592 | 19657 | 1686 | 6880 | 16091 | 2077 | 10007 | 8854 | 4020 | 2489 | 1716 | 3884 | 12687 |
| Dec | 101113 | 67279 | 9017 | 2471 | 21022 | 1317 | 6670 | 15885 | 2065 | 11075 | 8727 | 3788 | 2336 | 1606 | 3357 | 11776 |
| 1999 Jan | 87524 | 57667 | 8119 | 2232 | 17931 | 935 | 5808 | 14305 | 1943 | 7432 | 7837 | 3502 | 1917 | 1363 | 2904 | 11296 |
| Feb | 95520 | 62963 | 8547 | 2302 | 18988 | 1117 | 6578 | 15455 | 1968 | 9409 | 8221 | 3782 | 2186 | 1535 | 3289 | 12144 |
| Mar | 110947 | 72632 | 10215 | 2770 | 20809 | 1496 | 7652 | 17652 | 2213 | 11500 | 9444 | 4496 | 2461 | 1823 | 3935 | 14481 |
| Apr | 100459 | 66867 | 8811 | 2371 | 20190 | 1161 | 6987 | 15561 | 2158 | 10670 | 8586 | 4254 | 2241 | 1595 | 3533 | 12340 |
| May | 99890 | 66150 | 8617 | 2383 | 21476 | 1249 | 7315 | 15286 | 1970 | 10358 | 8307 | 4095 | 2200 | 1527 | 3490 | 11616 |
| Jun | 109703 | 72833 | 9937 | 2594 | 21889 | 1434 | 7972 | 17759 | 2153 | 11347 | 9108 | 4724 | 2139 | 1516 | 3735 | 13395 |
| Jul | : | : | 8208 | 2134 | 20964 | 1212 | 7439 | 15150 | : | 10162 | 8531 | 4879 | 2026 | 1400 | : | 13367 |
| Aug | : | : | 8135 | : | 20286 | : | : | 12726 | : | 6617 | 8020 | 4398 | : | 1498 | : | 11709 |

(1) Die Zahlen für EUR-11 beziehen sich auf Intra-EUR-11 Handel : D.h. Handel zwischen EUR-11 und den 4 EU Mitgliedstaaten, die nicht an der EWU teilnehmen, ist ausgeschlossen.

(1) EUR-11 figures are for intra-EUR-11 trade : that is they exclude trade involving the four Member States not taking part in EMU.

(1) Les données de EUR-11 concernent le commerce intra-EUR-11, c'est-à-dire excluant le commerce avec les 4 Etats membres qui ne font pas partie de l'UEM.

**INTRA-EU HANDEL
INTRA-EU TRADE
COMMERCE INTRA-UE**



1703 Intra-EU Handelsbilanz
Mio ECU/Euro

Intra-EU trade balances
Mio ECU/euro

Balances commerciales intra-UE
Mio ECU/euro

| | B/L | DK | D | EL | E | F | IRL | I | NL | A | P | FIN | S | UK |
|----------|-------|------|-------|--------|--------|-------|-------|------|-------|--------|-------|------|------|--------|
| 1995 | 13198 | 700 | 18604 | -8798 | -8640 | -6438 | 9296 | 6538 | 34672 | -9403 | -4484 | 3140 | 2503 | -5512 |
| 1996 | 10544 | 1813 | 18398 | -9352 | -8841 | -6886 | 9106 | 5972 | 37311 | -10724 | -8329 | 1500 | 2078 | -5454 |
| 1997 | 12988 | 1033 | 22276 | -10354 | -8558 | -417 | 11101 | 3430 | 46341 | -9872 | -6512 | 1519 | 1369 | -8480 |
| 1998 | 15433 | -513 | 31007 | -11512 | -10561 | -7081 | 17082 | 2651 | 48341 | -8990 | -8700 | 2569 | 1635 | -11183 |
| 1998 Jun | 1762 | -22 | 2999 | -903 | -1054 | -800 | 1977 | 468 | 3572 | -618 | -762 | 201 | 368 | -1791 |
| Jul | 1690 | 32 | 2736 | -1105 | -791 | -843 | 1199 | 2444 | 3605 | -729 | -504 | 116 | 62 | -2838 |
| Aug | 624 | 87 | 1081 | -963 | -881 | -1183 | 1450 | -150 | 3627 | -970 | -667 | 84 | -71 | -700 |
| Sep | 1692 | -27 | 3521 | -813 | -1368 | -425 | 1841 | -322 | 4673 | -623 | -758 | 269 | 136 | -660 |
| Oct | 1572 | -158 | 3713 | -774 | -1148 | -720 | 1267 | 810 | 4542 | -754 | -821 | 321 | 145 | -974 |
| Nov | 881 | -40 | 4014 | -1184 | -1241 | -644 | 2064 | -217 | 4078 | -768 | -876 | 148 | 87 | -606 |
| Dec | 968 | -100 | 362 | -909 | -1458 | -1422 | 1812 | -887 | 3997 | -957 | -1022 | 148 | 22 | -600 |
| 1999 Jan | 1638 | 79 | 3225 | -612 | -683 | -44 | 1294 | 356 | 4557 | -789 | -415 | 202 | 593 | -981 |
| Feb | 1239 | 6 | 3909 | -735 | -911 | -805 | 1114 | 22 | 4094 | -831 | -719 | 175 | 497 | -1425 |
| Mar | 1872 | -16 | 2962 | -1067 | -1171 | -2 | 1763 | 108 | 4882 | -944 | -746 | 156 | 96 | -1827 |
| Apr | 1994 | -29 | 3665 | -777 | -1380 | 28 | 1293 | -241 | 3928 | -1070 | -716 | 238 | 179 | -1674 |
| May | 1279 | 51 | 1607 | -885 | -1448 | -633 | 1749 | -121 | 4111 | -1048 | -716 | 241 | -63 | -304 |
| Jun | 1556 | 131 | 3609 | -1071 | -1590 | -1203 | 1698 | 57 | 4831 | -1019 | -662 | 336 | 102 | -1586 |
| Jul | 2068 | 161 | 2705 | -862 | -1712 | 320 | : | 1881 | 3569 | -1319 | -465 | 162 | : | -2319 |
| Aug | 1156 | : | 1657 | : | : | -1296 | : | 20 | 4183 | -1579 | : | 184 | : | -1260 |

EXTRA-EU HANDEL
EXTRA-EU TRADE
COMMERCE EXTRA-UE



| | 1801 Extra-EU Ausfuhren Mio ECU/Euro | | | | Extra-EU exports Mio ECU/euro | | | | | | | Exportations extra-UE Mio ECU/euro | | | | |
|----------|---|-----------------------|-------|-------|----------------------------------|------|-------|--------|-------|-------|-------|---------------------------------------|------|-------|-------|--------|
| | EU-15 | EUR-11 ⁽¹⁾ | B/L | DK | D | EL | E | F | IRL | I | NL | A | P | FIN | S | UK |
| 1995 | 573277 | 618555 | 31257 | 12997 | 167474 | 3371 | 23980 | 85212 | 8904 | 76335 | 31161 | 15106 | 3467 | 13168 | 24870 | 75975 |
| 1996 | 626647 | 669519 | 32512 | 13511 | 176130 | 4274 | 27173 | 90634 | 10960 | 88534 | 32952 | 16448 | 3765 | 14737 | 28680 | 86337 |
| 1997 | 721128 | 762670 | 39143 | 14609 | 201020 | 4908 | 28129 | 101175 | 14629 | 95470 | 38398 | 20026 | 4053 | 17112 | 32426 | 110029 |
| 1998 | 731539 | 793794 | 38538 | 14668 | 210545 | 4513 | 27501 | 107615 | 17607 | 94445 | 40204 | 20477 | 3980 | 17137 | 31799 | 102509 |
| 1998 Jun | 64779 | 70175 | 3568 | 1372 | 17488 | 368 | 2493 | 9862 | 1552 | 8596 | 3577 | 1732 | 318 | 1511 | 2801 | 9541 |
| Jul | 67562 | 72929 | 3489 | 1260 | 19337 | 419 | 2743 | 9825 | 1639 | 9418 | 3670 | 1848 | 436 | 1525 | 2451 | 9501 |
| Aug | 52936 | 56327 | 2583 | 1184 | 16368 | 332 | 1582 | 6837 | 1167 | 6874 | 3016 | 1443 | 254 | 1325 | 2214 | 7755 |
| Sep | 60091 | 66036 | 3249 | 1404 | 17372 | 402 | 2009 | 9220 | 1723 | 6973 | 3372 | 1847 | 312 | 1417 | 2846 | 7944 |
| Oct | 62892 | 68917 | 3122 | 1314 | 18100 | 424 | 2513 | 9307 | 1570 | 8075 | 3451 | 1884 | 345 | 1559 | 2744 | 8483 |
| Nov | 61028 | 66882 | 3045 | 1255 | 18280 | 385 | 2292 | 9213 | 1517 | 7636 | 3342 | 1883 | 320 | 1245 | 2756 | 7859 |
| Dec | 59545 | 64983 | 3063 | 1180 | 17185 | 406 | 2206 | 9389 | 1339 | 7359 | 3436 | 1661 | 288 | 1339 | 2674 | 8018 |
| 1999 Jan | 47767 | 54394 | 2757 | 1036 | 14145 | 270 | 1731 | 6952 | 1476 | 5450 | 2977 | 1237 | 255 | 1094 | 2131 | 6257 |
| Feb | 53998 | 60108 | 2970 | 1165 | 15674 | 323 | 1969 | 8117 | 1748 | 6405 | 2980 | 1649 | 265 | 1113 | 2390 | 7231 |
| Mar | 66608 | 72794 | 3646 | 1385 | 19231 | 368 | 2555 | 10252 | 1716 | 7879 | 3848 | 1837 | 326 | 1359 | 2819 | 9386 |
| Apr | 60135 | 65790 | 3028 | 1178 | 17439 | 363 | 2141 | 9301 | 1749 | 7221 | 3427 | 1754 | 301 | 1286 | 2618 | 8329 |
| May | 58417 | 63560 | 3301 | 1157 | 16356 | 348 | 2297 | 8257 | 1674 | 7548 | 3309 | 1658 | 336 | 1366 | 2577 | 8234 |
| Jun | 67053 | 72942 | 3602 | 1205 | 18761 | 395 | 2652 | 10952 | 1935 | 8234 | 3506 | 1828 | 316 | 1374 | 3030 | 9263 |
| Jul | 68945 | 73626 | 3355 | 1140 | 20528 | 373 | 2717 | 11244 | 2116 | 9045 | 3660 | 1381 | 408 | 1306 | 2491 | 9181 |
| Aug | : | 56924 | 2562 | 1094 | 16341 | : | 1992 | 8089 | 1957 | 6632 | 3320 | 1181 | 264 | 1228 | : | 9175 |

| | 1802 Extra-EU Einfuhren Mio ECU/Euro | | | | Extra-EU imports Mio ECU/euro | | | | | | | Importations extra-UE Mio ECU/euro | | | | |
|----------|---|-----------------------|-------|-------|----------------------------------|------|-------|-------|-------|-------|-------|---------------------------------------|------|-------|-------|--------|
| | EU-15 | EUR-11 ⁽¹⁾ | B/L | DK | D | EL | E | F | IRL | I | NL | A | P | FIN | S | UK |
| 1995 | 545253 | 558782 | 34263 | 9900 | 140521 | 5921 | 27335 | 69774 | 8746 | 61638 | 52118 | 12201 | 6495 | 7883 | 15596 | 92861 |
| 1996 | 581101 | 591733 | 35635 | 10501 | 143503 | 7948 | 29341 | 74369 | 9025 | 63831 | 57795 | 13823 | 6572 | 8596 | 16593 | 103569 |
| 1997 | 672568 | 675115 | 41020 | 11788 | 160446 | 8306 | 34723 | 85665 | 11974 | 72197 | 69659 | 15405 | 7328 | 9937 | 18663 | 125457 |
| 1998 | 712640 | 711796 | 43563 | 12396 | 172449 | 8510 | 35153 | 89062 | 14713 | 73969 | 76618 | 16321 | 7498 | 10080 | 18774 | 133532 |
| 1998 Jun | 61821 | 62256 | 4041 | 1010 | 14831 | 1031 | 3130 | 7897 | 1236 | 6534 | 6651 | 1328 | 656 | 739 | 1569 | 11167 |
| Jul | 59742 | 59366 | 3633 | 894 | 14882 | 666 | 3047 | 7478 | 1116 | 6438 | 5976 | 1392 | 645 | 802 | 1310 | 11466 |
| Aug | 51960 | 50149 | 3325 | 1023 | 13132 | 750 | 2348 | 5841 | 1085 | 4014 | 5921 | 1180 | 537 | 844 | 1510 | 10451 |
| Sep | 62030 | 61907 | 3651 | 1111 | 15070 | 611 | 2938 | 7964 | 1195 | 6598 | 6896 | 1455 | 628 | 818 | 1585 | 11512 |
| Oct | 61742 | 62501 | 3649 | 1057 | 15390 | 843 | 2965 | 7670 | 1311 | 6158 | 6766 | 1527 | 629 | 895 | 1650 | 11232 |
| Nov | 59057 | 59634 | 3449 | 1043 | 14217 | 595 | 2902 | 7539 | 1333 | 6051 | 6544 | 1387 | 586 | 777 | 1661 | 10974 |
| Dec | 56719 | 58417 | 3426 | 954 | 14692 | 591 | 2740 | 7061 | 1212 | 5370 | 6391 | 1271 | 552 | 801 | 1442 | 10216 |
| 1999 Jan | 54724 | 54445 | 3380 | 955 | 12920 | 469 | 2771 | 7358 | 1283 | 5583 | 6087 | 1234 | 609 | 730 | 1439 | 9906 |
| Feb | 55035 | 55773 | 3388 | 932 | 13837 | 526 | 2714 | 6673 | 1169 | 5839 | 5912 | 1296 | 491 | 749 | 1489 | 10021 |
| Mar | 66196 | 66832 | 4176 | 1181 | 16275 | 766 | 3381 | 8757 | 1329 | 6833 | 7310 | 1582 | 709 | 847 | 1723 | 11328 |
| Apr | 61171 | 60984 | 3579 | 923 | 15289 | 580 | 3097 | 7969 | 1299 | 6373 | 6232 | 1386 | 731 | 843 | 1597 | 11273 |
| May | 61068 | 61792 | 3651 | 922 | 14557 | 716 | 3368 | 7895 | 1330 | 6336 | 6684 | 1336 | 695 | 880 | 1663 | 11034 |
| Jun | 64710 | 64784 | 3675 | 1050 | 15376 | 778 | 3298 | 8432 | 1405 | 6625 | 7130 | 1591 | 709 | 773 | 1653 | 12214 |
| Jul | 63860 | 61673 | 3516 | 990 | 15697 | 613 | 3394 | 7988 | 1370 | 7007 | 6536 | 1354 | 776 | 815 | 1445 | 12359 |
| Aug | : | 53965 | 3326 | 993 | 14761 | : | 2960 | 7260 | 1281 | 4830 | 6727 | 1204 | 617 | 836 | : | 11899 |

(¹) Die Zahlen für EUR-11 beziehen sich auf extra-EUR-11 Handel : D.h. Handel zwischen EUR-11 und den 4 EU Mitgliedstaaten, die nicht an der EWU teilnehmen, ist eingeschlossen.

(¹) EUR-11 figures are for Extra-EUR-11 trade : that is they include trade between the EUR-11 and the four EU Member States not taking part in EUR-11.

(¹) Les données de EUR-11 concernent le commerce extra-EUR-11, c'est-à-dire incluant le commerce avec les 4 Etat membres qui ne font pas partir de l'UEM.

EXTRA-EU HANDEL
EXTRA-EU TRADE
COMMERCE EXTRA-UE



1803 Extra-EU Handelsbilanz
Mio ECU/Euro

Extra-EU trade balances
Mio ECU/euro

Balances commerciales extra-UE
Mio ECU/euro

| | EU-15 | EUR-11 ⁽¹⁾ | B/L | DK | D | EL | E | F | IRL | I | NL | A | P | FIN | S | UK |
|----------|-------|-----------------------|-------|------|-------|-------|-------|-------|------|-------|--------|------|-------|------|-------|--------|
| 1995 | 28024 | 59773 | -3006 | 3097 | 26953 | -2550 | -3355 | 15438 | 158 | 14697 | -20957 | 2905 | -3029 | 5285 | 9274 | -16886 |
| 1996 | 45546 | 77787 | -3123 | 3010 | 32627 | -3674 | -2167 | 16265 | 1935 | 24703 | -24843 | 2625 | -2806 | 6140 | 12087 | -17232 |
| 1997 | 48561 | 87556 | -1877 | 2821 | 40574 | -3397 | -6594 | 15510 | 2656 | 23273 | -31262 | 4621 | -3276 | 7175 | 13764 | -15428 |
| 1998 | 18899 | 81998 | -5024 | 2272 | 38096 | -3997 | -7653 | 18552 | 2895 | 20476 | -36414 | 4156 | -3518 | 7057 | 13024 | -31023 |
| 1998 Jun | 2957 | 7919 | -472 | 362 | 2656 | -663 | -638 | 1965 | 315 | 2062 | -3074 | 404 | -338 | 772 | 1231 | -1626 |
| Jul | 7820 | 13563 | -143 | 366 | 4455 | -247 | -304 | 2348 | 523 | 2980 | -2305 | 456 | -209 | 723 | 1141 | -1964 |
| Aug | 976 | 6178 | -742 | 161 | 3236 | -417 | -766 | 996 | 82 | 2860 | -2904 | 263 | -284 | 481 | 705 | -2696 |
| Sep | -1939 | 4129 | -402 | 293 | 2302 | -209 | -929 | 1256 | 528 | 375 | -3523 | 392 | -316 | 599 | 1261 | -3568 |
| Oct | 1150 | 6415 | -527 | 257 | 2710 | -419 | -453 | 1638 | 259 | 1917 | -3315 | 357 | -284 | 665 | 1094 | -2749 |
| Nov | 1971 | 7248 | -403 | 212 | 4063 | -210 | -611 | 1674 | 184 | 1586 | -3202 | 497 | -265 | 468 | 1094 | -3115 |
| Dec | 2826 | 6566 | -363 | 226 | 2493 | -184 | -534 | 2328 | 126 | 1989 | -2955 | 390 | -264 | 538 | 1232 | -2197 |
| 1999 Jan | -6957 | -51 | -622 | 80 | 1224 | -200 | -1040 | -406 | 193 | -133 | -3111 | 3 | -354 | 364 | 692 | -3650 |
| Feb | -1037 | 4335 | -418 | 233 | 1837 | -203 | -745 | 1444 | 578 | 566 | -2933 | 353 | -226 | 364 | 901 | -2790 |
| Mar | 412 | 5961 | -530 | 204 | 2956 | -398 | -825 | 1495 | 387 | 1046 | -3462 | 254 | -383 | 512 | 1096 | -1942 |
| Apr | -1036 | 4807 | -551 | 255 | 2150 | -217 | -955 | 1332 | 450 | 848 | -2805 | 368 | -430 | 443 | 1021 | -2945 |
| May | -2651 | 1768 | -350 | 235 | 1799 | -367 | -1071 | 362 | 343 | 1212 | -3375 | 322 | -359 | 485 | 913 | -2800 |
| Jun | 2343 | 8157 | -73 | 156 | 3385 | -384 | -647 | 2520 | 530 | 1609 | -3623 | 237 | -393 | 601 | 1376 | -2951 |
| Jul | 5085 | 11953 | -160 | 150 | 4830 | -240 | -677 | 3255 | 746 | 2038 | -2876 | 27 | -368 | 491 | 1046 | -3177 |
| Aug | : | 2959 | -764 | 100 | 1580 | : | -969 | 829 | 676 | 1802 | -3407 | -23 | -353 | 392 | : | -2725 |

⁽¹⁾ Die Zahlen für EUR-11 beziehen sie sich auf extra-EUR-11 Handel : D.h. Handel zwischen EUR-11 und den 4 EU Mitgliedstaaten, die nicht an der EWU teilnehmen, ist eingeschlossen.

⁽¹⁾EUR-11 figures are for Extra-EUR-11 trade : that is they include trade between the EUR-11 and the four EU Member States not taking part in EUR-11.

⁽¹⁾ Les données de EUR-11 concernent le commerce extra-EUR-11, c'est-à-dire incluant le commerce avec les 4 Etat membres qui ne font pas partir de l'UEM.

AUSSENHANDEL NACH PARTNERLÄNDERN
EXTERNAL TRADE BY PARTNER COUNTRY
COMMERCE EXTÉRIEUR PAR PAYS PARTENAIRE



| | Ausfuhren nach USA 1901 Mio ECU/Euro | | | | | | | Exports to USA Mio ECU/euro | | | | | | | Exportations vers les USA Mio ECU/euro | | | | | | |
|----------|---|--------|------|------|-------|-----|------|--------------------------------|------|-------|------|------|------|------|---|-------|--|--|--|--|--|
| | EU-15 | EUR-11 | B/L | DK | D | EL | E | F | IRL | I | NL | A | P | FIN | S | UK | | | | | |
| 1995 | 103315 | 75213 | 4747 | 1528 | 29159 | 257 | 2928 | 13684 | 2791 | 12809 | 4930 | 1312 | 807 | 2045 | 4574 | 21744 | | | | | |
| 1996 | 114878 | 83595 | 5840 | 1637 | 31469 | 360 | 3371 | 14592 | 3517 | 14427 | 5464 | 1462 | 854 | 2599 | 6520 | 23766 | | | | | |
| 1997 | 141373 | 102626 | 7598 | 1999 | 38984 | 429 | 4087 | 17981 | 5237 | 16680 | 6545 | 1956 | 987 | 2571 | 6052 | 30277 | | | | | |
| 1998 | 160734 | 119541 | 8519 | 2163 | 45352 | 429 | 4037 | 22030 | 7630 | 18543 | 7174 | 2308 | 1065 | 2663 | 6468 | 32133 | | | | | |
| 1998 Jun | 14181 | 10677 | 812 | 208 | 3709 | 41 | 397 | 2138 | 671 | 1736 | 664 | 188 | 97 | 207 | 558 | 2097 | | | | | |
| Jul | 15301 | 11480 | 761 | 184 | 4222 | 40 | 393 | 2213 | 718 | 1896 | 716 | 227 | 129 | 203 | 472 | 3125 | | | | | |
| Aug | 11237 | 8145 | 587 | 187 | 3260 | 24 | 252 | 1325 | 457 | 1346 | 545 | 144 | 68 | 162 | 445 | 2436 | | | | | |
| Sep | 13644 | 10468 | 771 | 199 | 3789 | 32 | 289 | 2078 | 871 | 1484 | 664 | 217 | 96 | 209 | 630 | 2514 | | | | | |
| Oct | 14584 | 10900 | 748 | 194 | 4076 | 31 | 358 | 2013 | 667 | 1622 | 862 | 215 | 98 | 444 | 610 | 2849 | | | | | |
| Nov | 13535 | 9985 | 753 | 200 | 4036 | 49 | 320 | 1723 | 677 | 1461 | 590 | 214 | 79 | 163 | 632 | 2669 | | | | | |
| Dec | 13002 | 9639 | 636 | 207 | 3815 | 38 | 311 | 1803 | 482 | 1535 | 607 | 186 | 74 | 191 | 550 | 2569 | | | | | |
| 1999 Jan | 11493 | 8738 | 625 | 165 | 3301 | 33 | 277 | 1594 | 665 | 1310 | 525 | 161 | 61 | 218 | 413 | 2144 | | | | | |
| Feb | 12557 | 9352 | 678 | 182 | 3529 | 53 | 310 | 1597 | 850 | 1385 | 518 | 229 | 77 | 179 | 524 | 2445 | | | | | |
| Mar | 15240 | 11219 | 862 | 232 | 4377 | 45 | 386 | 2028 | 673 | 1688 | 678 | 221 | 95 | 211 | 618 | 3126 | | | | | |
| Apr | 14835 | 11009 | 711 | 183 | 4477 | 54 | 352 | 2002 | 768 | 1585 | 591 | 221 | 92 | 209 | 606 | 2983 | | | | | |
| May | 14196 | 10314 | 753 | 192 | 3849 | 47 | 367 | 1797 | 701 | 1596 | 619 | 221 | 106 | 306 | 586 | 3067 | | | | | |
| Jun | 16213 | 12081 | 745 | 199 | 4389 | 45 | 388 | 2272 | 864 | 2183 | 701 | 226 | 107 | 196 | 685 | 3209 | | | | | |
| Jul | 16983 | 12884 | 777 | 189 | 5085 | 36 | 412 | 2340 | 994 | 1957 | 773 | 193 | 133 | 220 | 532 | 3342 | | | | | |
| Aug | : | 10080 | 510 | 183 | 3841 | : | 321 | 1756 | 900 | 1564 | 609 | 166 | 77 | 174 | : | 3201 | | | | | |

| | Einfuhren aus den USA 1902 Mio ECU/Euro | | | | | | | Imports from USA Mio ECU/euro | | | | | | | Importations depuis les USA Mio ECU/euro | | | | | | |
|----------|--|--------|-------|------|-------|------|------|----------------------------------|------|------|-------|------|-----|------|---|-------|--|--|--|--|--|
| | EU-15 | EUR-11 | B/L | DK | D | EL | E | F | IRL | I | NL | A | P | FIN | S | UK | | | | | |
| 1995 | 109674 | 72948 | 7833 | 1625 | 19259 | 638 | 4797 | 14380 | 3961 | 7542 | 11619 | 1579 | 804 | 1174 | 3059 | 25504 | | | | | |
| 1996 | 113144 | 78574 | 8862 | 1642 | 20494 | 747 | 5106 | 15248 | 3866 | 8000 | 12941 | 1754 | 870 | 1433 | 3426 | 28756 | | | | | |
| 1997 | 137847 | 94339 | 11070 | 1918 | 23323 | 818 | 5906 | 19282 | 4671 | 9007 | 16275 | 2085 | 975 | 1745 | 3696 | 37076 | | | | | |
| 1998 | 151701 | 104575 | 11970 | 2057 | 27406 | 1153 | 5748 | 21564 | 6189 | 9719 | 17047 | 2100 | 939 | 1891 | 3818 | 40087 | | | | | |
| 1998 Jun | 13166 | 9305 | 1056 | 153 | 2428 | 133 | 479 | 1947 | 550 | 845 | 1639 | 145 | 73 | 143 | 340 | 3234 | | | | | |
| Jul | 12040 | 8507 | 966 | 134 | 2286 | 103 | 420 | 1796 | 462 | 893 | 1291 | 200 | 85 | 109 | 243 | 3052 | | | | | |
| Aug | 10946 | 7238 | 857 | 136 | 2126 | 211 | 250 | 1385 | 435 | 553 | 1275 | 128 | 56 | 175 | 302 | 3059 | | | | | |
| Sep | 12806 | 8775 | 996 | 170 | 2342 | 99 | 480 | 1910 | 437 | 767 | 1422 | 208 | 76 | 156 | 334 | 3428 | | | | | |
| Oct | 12388 | 8541 | 947 | 202 | 2366 | 55 | 425 | 1645 | 494 | 752 | 1415 | 276 | 68 | 152 | 369 | 3199 | | | | | |
| Nov | 12388 | 8592 | 966 | 189 | 2233 | 79 | 520 | 1703 | 501 | 816 | 1471 | 173 | 68 | 139 | 345 | 3182 | | | | | |
| Dec | 11923 | 8475 | 988 | 145 | 2414 | 91 | 399 | 1728 | 527 | 692 | 1398 | 128 | 70 | 130 | 307 | 2906 | | | | | |
| 1999 Jan | 11855 | 8416 | 910 | 124 | 1990 | 48 | 461 | 2099 | 519 | 754 | 1285 | 221 | 68 | 110 | 283 | 2983 | | | | | |
| Feb | 12227 | 8320 | 969 | 162 | 2367 | 64 | 447 | 1678 | 444 | 734 | 1305 | 164 | 70 | 142 | 326 | 3356 | | | | | |
| Mar | 14584 | 10494 | 1155 | 203 | 2717 | 70 | 558 | 2440 | 551 | 888 | 1650 | 279 | 103 | 153 | 352 | 3406 | | | | | |
| Apr | 13291 | 9376 | 983 | 164 | 2723 | 71 | 436 | 1983 | 668 | 833 | 1376 | 193 | 81 | 201 | 353 | 3327 | | | | | |
| May | 13261 | 9314 | 969 | 146 | 2532 | 75 | 675 | 1956 | 506 | 763 | 1487 | 177 | 89 | 159 | 363 | 3343 | | | | | |
| Jun | 13435 | 9519 | 946 | 193 | 2567 | 70 | 446 | 2087 | 637 | 814 | 1585 | 226 | 97 | 114 | 317 | 3336 | | | | | |
| Jul | 12852 | 8748 | 909 | 154 | 2374 | 61 | 464 | 1781 | 582 | 836 | 1394 | 173 | 107 | 129 | 268 | 3620 | | | | | |
| Aug | : | 8312 | 879 | 132 | 2439 | : | 350 | 1594 | 506 | 520 | 1558 | 256 | 68 | 142 | : | 3171 | | | | | |

AUSSENHANDEL NACH PARTNERLÄNDERN
EXTERNAL TRADE BY PARTNER COUNTRY
COMMERCE EXTÉRIEUR PAR PAYS PARTENAIRE



| | Ausfuhren nach Japan 1993 Mio ECU/Euro | | | | | | Exports to Japan Mio ECU/euro | | | | | | Exportations vers le Japon Mio ECU/euro | | | | |
|----------|---|--------|------|------|-------|----|----------------------------------|------|------|------|------|-----|--|-----|------|------|--|
| | EU-15 | EUR-11 | B/L | DK | D | EL | E | F | IRL | I | NL | A | P | FIN | S | UK | |
| 1995 | 32896 | 25112 | 1650 | 1394 | 10058 | 64 | 923 | 4335 | 992 | 4065 | 1580 | 593 | 136 | 781 | 1806 | 4520 | |
| 1996 | 35770 | 27064 | 1915 | 1319 | 11099 | 65 | 898 | 4275 | 1082 | 4373 | 1732 | 712 | 141 | 838 | 2137 | 5185 | |
| 1997 | 36097 | 26450 | 1829 | 1404 | 10426 | 65 | 964 | 4376 | 1458 | 4161 | 1753 | 661 | 133 | 690 | 2127 | 6050 | |
| 1998 | 31521 | 23865 | 1542 | 1212 | 9289 | 68 | 872 | 4223 | 1447 | 3612 | 1666 | 526 | 114 | 575 | 1587 | 4790 | |
| 1998 Jun | 2531 | 1860 | 122 | 144 | 691 | 7 | 69 | 342 | 151 | 251 | 133 | 44 | 8 | 49 | 122 | 398 | |
| Jul | 2923 | 2198 | 113 | 117 | 874 | 3 | 85 | 387 | 103 | 371 | 145 | 63 | 11 | 47 | 147 | 458 | |
| Aug | 2331 | 1787 | 122 | 102 | 681 | 3 | 34 | 271 | 100 | 363 | 137 | 37 | 6 | 35 | 87 | 351 | |
| Sep | 2567 | 1973 | 144 | 100 | 726 | 3 | 76 | 342 | 148 | 296 | 139 | 45 | 9 | 49 | 132 | 358 | |
| Oct | 2678 | 2049 | 138 | 131 | 814 | 7 | 82 | 366 | 110 | 292 | 146 | 47 | 8 | 46 | 136 | 355 | |
| Nov | 2513 | 1920 | 118 | 92 | 817 | 4 | 73 | 315 | 112 | 238 | 148 | 54 | 7 | 36 | 154 | 343 | |
| Dec | 2600 | 1954 | 143 | 94 | 741 | 10 | 100 | 317 | 145 | 237 | 162 | 51 | 8 | 50 | 135 | 406 | |
| 1999 Jan | 2508 | 1951 | 131 | 120 | 857 | 8 | 66 | 339 | 98 | 219 | 149 | 40 | 7 | 45 | 105 | 324 | |
| Feb | 2450 | 1801 | 135 | 110 | 723 | 5 | 63 | 307 | 107 | 232 | 134 | 46 | 7 | 46 | 129 | 406 | |
| Mar | 3191 | 2426 | 189 | 146 | 927 | 6 | 112 | 373 | 195 | 318 | 185 | 57 | 9 | 62 | 141 | 473 | |
| Apr | 2599 | 1933 | 148 | 132 | 779 | 10 | 60 | 306 | 111 | 263 | 155 | 52 | 7 | 53 | 113 | 411 | |
| May | 2651 | 2045 | 174 | 139 | 806 | 7 | 100 | 263 | 104 | 252 | 244 | 43 | 7 | 52 | 119 | 342 | |
| Jun | 2870 | 2245 | 200 | 100 | 829 | 2 | 104 | 367 | 207 | 254 | 156 | 60 | 8 | 59 | 157 | 367 | |
| Jul | 3065 | 2431 | 204 | 89 | 1001 | 3 | 95 | 379 | 157 | 309 | 175 | 49 | 12 | 50 | 156 | 386 | |
| Aug | : | 1866 | 106 | 88 | 675 | : | 57 | 330 | 147 | 295 | 160 | 38 | 7 | 52 | : | 503 | |

| | Einfuhren aus Japan 1994 Mio ECU/Euro | | | | | | Imports from Japan Mio ECU/euro | | | | | | Importations depuis le Japon Mio ECU/euro | | | | |
|----------|--|--------|------|-----|-------|-----|------------------------------------|------|------|------|------|-----|--|------|------|-------|--|
| | EU-15 | EUR-11 | B/L | DK | D | EL | E | F | IRL | I | NL | A | P | FIN | S | UK | |
| 1995 | 54299 | 39638 | 3558 | 802 | 15979 | 519 | 2193 | 5178 | 1176 | 3426 | 5585 | 866 | 561 | 1117 | 1719 | 11620 | |
| 1996 | 52556 | 38560 | 3299 | 704 | 15526 | 716 | 2017 | 4681 | 1190 | 3128 | 6298 | 820 | 599 | 1001 | 1538 | 11038 | |
| 1997 | 59876 | 43313 | 3512 | 752 | 16502 | 815 | 2312 | 5333 | 1999 | 3721 | 7252 | 798 | 740 | 1144 | 1827 | 13169 | |
| 1998 | 65853 | 48394 | 3937 | 767 | 17964 | 788 | 2839 | 5703 | 2120 | 4230 | 8531 | 880 | 939 | 1252 | 1746 | 14157 | |
| 1998 Jun | 5802 | 4326 | 358 | 60 | 1650 | 95 | 251 | 506 | 191 | 382 | 780 | 66 | 58 | 82 | 137 | 1184 | |
| Jul | 5236 | 3828 | 286 | 51 | 1453 | 63 | 260 | 450 | 175 | 325 | 631 | 69 | 90 | 88 | 100 | 1194 | |
| Aug | 4886 | 3261 | 315 | 61 | 1264 | 95 | 160 | 348 | 144 | 190 | 577 | 71 | 88 | 103 | 153 | 1315 | |
| Sep | 5479 | 4140 | 293 | 62 | 1541 | 47 | 237 | 516 | 164 | 369 | 765 | 79 | 75 | 100 | 149 | 1080 | |
| Oct | 5779 | 4374 | 327 | 59 | 1566 | 66 | 260 | 536 | 200 | 361 | 844 | 67 | 101 | 112 | 157 | 1124 | |
| Nov | 5780 | 4343 | 341 | 77 | 1628 | 73 | 260 | 508 | 206 | 372 | 770 | 67 | 83 | 108 | 170 | 1118 | |
| Dec | 5329 | 3947 | 327 | 63 | 1386 | 69 | 274 | 472 | 151 | 344 | 717 | 66 | 91 | 119 | 139 | 1110 | |
| 1999 Jan | 5097 | 3831 | 277 | 60 | 1395 | 63 | 264 | 430 | 134 | 406 | 657 | 69 | 91 | 108 | 156 | 986 | |
| Feb | 5274 | 3969 | 304 | 69 | 1432 | 78 | 237 | 447 | 200 | 432 | 686 | 71 | 62 | 99 | 149 | 1009 | |
| Mar | 6409 | 4854 | 409 | 73 | 1766 | 155 | 307 | 588 | 136 | 477 | 858 | 102 | 95 | 116 | 190 | 1137 | |
| Apr | 6020 | 4526 | 329 | 80 | 1719 | 72 | 287 | 543 | 163 | 462 | 731 | 90 | 90 | 111 | 168 | 1175 | |
| May | 5549 | 4165 | 302 | 58 | 1454 | 118 | 295 | 502 | 159 | 439 | 750 | 50 | 97 | 116 | 160 | 1048 | |
| Jun | 5716 | 4267 | 263 | 60 | 1516 | 86 | 313 | 600 | 134 | 429 | 754 | 90 | 76 | 94 | 155 | 1148 | |
| Jul | 5536 | 4117 | 255 | 52 | 1535 | 70 | 310 | 488 | 136 | 418 | 714 | 66 | 94 | 101 | 131 | 1165 | |
| Aug | : | 3778 | 265 | 65 | 1402 | : | 239 | 453 | 123 | 296 | 757 | 71 | 65 | 106 | : | 1122 | |

AUSSENHANDEL NACH PARTNERLÄNDERN
EXTERNAL TRADE BY PARTNER COUNTRY
COMMERCE EXTÉRIEUR PAR PAYS PARTENAIRE



| | Ausfuhren in die Mittelmeerländer Mio ECU/Euro | | | | Exports to Mediterranean Basin countries Mio ECU/euro | | | | | | | Exportations vers les pays du bassin méditerranéen Mio ECU/euro | | | | |
|----------|---|--------|------|-----|--|------|------|-------|-----|-------|------|--|-----|-----|------|------|
| | EU-15 | EUR-11 | B/L | DK | D | EL | E | F | IRL | I | NL | A | P | FIN | S | UK |
| 1995 | 64552 | 55904 | 4722 | 705 | 14943 | 1219 | 4134 | 11997 | 535 | 13490 | 3186 | 1946 | 349 | 602 | 1232 | 5493 |
| 1996 | 73157 | 62566 | 5331 | 748 | 16680 | 1877 | 4406 | 13201 | 556 | 15585 | 3611 | 2216 | 340 | 641 | 1627 | 6338 |
| 1997 | 83921 | 70967 | 6333 | 798 | 19247 | 2139 | 4793 | 14673 | 675 | 16977 | 4036 | 3002 | 378 | 853 | 1932 | 7565 |
| 1998 | 86909 | 74188 | 6063 | 868 | 19514 | 1895 | 5606 | 16781 | 877 | 16711 | 4374 | 2338 | 350 | 974 | 2167 | 7691 |
| 1998 Jun | 7790 | 6679 | 563 | 71 | 1650 | 163 | 461 | 1625 | 71 | 1523 | 366 | 245 | 28 | 87 | 190 | 697 |
| Jul | 8286 | 7105 | 544 | 70 | 1818 | 190 | 511 | 1700 | 82 | 1692 | 372 | 259 | 35 | 92 | 207 | 713 |
| Aug | 5869 | 4885 | 369 | 60 | 1478 | 152 | 322 | 1008 | 63 | 1027 | 313 | 206 | 23 | 77 | 184 | 588 |
| Sep | 7012 | 5925 | 493 | 71 | 1597 | 173 | 401 | 1323 | 74 | 1232 | 362 | 280 | 26 | 106 | 202 | 642 |
| Oct | 7671 | 6564 | 484 | 76 | 1668 | 149 | 577 | 1547 | 73 | 1463 | 367 | 284 | 27 | 83 | 215 | 677 |
| Nov | 7239 | 6164 | 465 | 103 | 1697 | 161 | 448 | 1347 | 74 | 1367 | 369 | 285 | 28 | 84 | 198 | 613 |
| Dec | 7282 | 6248 | 495 | 76 | 1627 | 161 | 473 | 1481 | 84 | 1352 | 380 | 246 | 28 | 84 | 189 | 607 |
| 1999 Jan | 5146 | 4377 | 424 | 60 | 1173 | 118 | 333 | 1004 | 69 | 834 | 293 | 157 | 19 | 70 | 150 | 443 |
| Feb | 6257 | 5404 | 500 | 62 | 1539 | 133 | 382 | 1220 | 85 | 1056 | 310 | 207 | 26 | 79 | 156 | 502 |
| Mar | 7996 | 6903 | 558 | 100 | 1924 | 164 | 500 | 1656 | 88 | 1413 | 385 | 264 | 24 | 90 | 190 | 640 |
| Apr | 6861 | 5864 | 456 | 66 | 1360 | 160 | 464 | 1476 | 77 | 1259 | 370 | 269 | 25 | 105 | 227 | 545 |
| May | 6854 | 5840 | 565 | 64 | 1397 | 145 | 469 | 1276 | 86 | 1340 | 340 | 228 | 30 | 111 | 223 | 582 |
| Jun | 8023 | 6878 | 594 | 69 | 1877 | 159 | 498 | 1659 | 106 | 1411 | 371 | 248 | 27 | 87 | 234 | 693 |
| Jul | 7849 | 6707 | 483 | 77 | 1745 | 153 | 559 | 1626 | 95 | 1544 | 349 | 172 | 31 | 104 | 197 | 715 |
| Aug | : | 5099 | 402 | 77 | 1474 | : | 390 | 1154 | 81 | 1062 | 303 | 141 | 24 | 67 | : | 633 |

| | Einfuhren aus den Mittelmeerländern Mio ECU/Euro | | | | Imports from Mediterranean Basin countries Mio ECU/euro | | | | | | | Importations depuis les pays du bassin méditerranéen Mio ECU/euro | | | | |
|----------|---|--------|------|-----|--|------|------|-------|-----|-------|------|--|-----|-----|-----|------|
| | EU-15 | EUR-11 | B/L | DK | D | EL | E | F | IRL | I | NL | A | P | FIN | S | UK |
| 1995 | 44980 | 40099 | 2549 | 262 | 11848 | 855 | 3247 | 8262 | 158 | 9735 | 2483 | 1142 | 573 | 102 | 317 | 3427 |
| 1996 | 49608 | 43656 | 2886 | 257 | 12498 | 1341 | 3553 | 8632 | 177 | 10963 | 2745 | 1512 | 572 | 117 | 323 | 4031 |
| 1997 | 57342 | 50584 | 3480 | 328 | 13410 | 1249 | 4316 | 9573 | 313 | 13906 | 3149 | 1707 | 564 | 176 | 383 | 4787 |
| 1998 | 57304 | 50063 | 3618 | 356 | 13775 | 1245 | 3989 | 10242 | 335 | 12324 | 3368 | 1744 | 516 | 153 | 480 | 5161 |
| 1998 Jun | 5117 | 4425 | 330 | 29 | 1140 | 136 | 366 | 966 | 20 | 1072 | 305 | 151 | 62 | 12 | 41 | 485 |
| Jul | 4854 | 4261 | 312 | 29 | 1218 | 99 | 311 | 920 | 26 | 1005 | 275 | 150 | 33 | 11 | 37 | 408 |
| Aug | 4018 | 3485 | 271 | 33 | 1164 | 56 | 275 | 631 | 21 | 715 | 242 | 129 | 28 | 10 | 36 | 409 |
| Sep | 4634 | 4015 | 293 | 34 | 1148 | 96 | 308 | 794 | 23 | 982 | 259 | 170 | 28 | 13 | 43 | 447 |
| Oct | 4842 | 4233 | 278 | 31 | 1195 | 128 | 398 | 837 | 30 | 1007 | 264 | 174 | 38 | 12 | 37 | 414 |
| Nov | 4631 | 4044 | 292 | 31 | 1130 | 103 | 362 | 856 | 28 | 987 | 254 | 150 | 46 | 9 | 38 | 415 |
| Dec | 4611 | 4066 | 269 | 30 | 1161 | 80 | 301 | 846 | 17 | 956 | 333 | 131 | 38 | 14 | 43 | 392 |
| 1999 Jan | 4299 | 3753 | 283 | 33 | 1061 | 75 | 264 | 778 | 51 | 913 | 239 | 121 | 30 | 12 | 34 | 404 |
| Feb | 4233 | 3706 | 267 | 27 | 1007 | 78 | 306 | 749 | 30 | 897 | 263 | 144 | 28 | 14 | 33 | 390 |
| Mar | 5457 | 4768 | 352 | 37 | 1313 | 103 | 399 | 1012 | 45 | 1102 | 306 | 172 | 44 | 13 | 44 | 505 |
| Apr | 4629 | 4114 | 275 | 26 | 1149 | 63 | 366 | 822 | 26 | 992 | 270 | 156 | 45 | 13 | 35 | 390 |
| May | 4609 | 4325 | 305 | 29 | 1141 | 73 | 400 | 941 | 42 | 1028 | 260 | 150 | 44 | 14 | 39 | 444 |
| Jun | 5208 | 4556 | 325 | 33 | 1260 | 87 | 432 | 895 | 24 | 1107 | 283 | 169 | 47 | 12 | 36 | 495 |
| Jul | 5483 | 4848 | 325 | 35 | 1361 | 77 | 390 | 1012 | 38 | 1191 | 304 | 169 | 42 | 16 | 42 | 491 |
| Aug | : | 4159 | 277 | 44 | 1209 | : | 405 | 775 | 31 | 984 | 285 | 119 | 65 | 9 | : | 440 |

AUSSENHANDEL NACH PARTNERLÄNDERN
EXTERNAL TRADE BY PARTNER COUNTRY
COMMERCE EXTÉRIEUR PAR PAYS PARTENAIRE



| 1907 | Ausfuhren in die OPEC-Staaten Mio ECU/Euro | | | | | | Exports to OPEC countries Mio ECU/euro | | | | | Exportations vers les pays de l'OPEP Mio ECU/euro | | | | |
|----------|---|--------|------|-----|-------|-----|---|------|-----|------|------|--|-----|-----|------|-------|
| | EU-15 | EUR-11 | B/L | DK | D | EL | E | F | IRL | I | NL | A | P | FIN | S | UK |
| 1995 | 40337 | 32059 | 1816 | 659 | 9139 | 199 | 2164 | 8413 | 477 | 5871 | 2599 | 773 | 116 | 691 | 869 | 6551 |
| 1996 | 43463 | 32841 | 1911 | 656 | 8872 | 276 | 2344 | 8290 | 480 | 6803 | 2245 | 834 | 117 | 946 | 1259 | 8430 |
| 1997 | 53000 | 37908 | 2382 | 701 | 10359 | 257 | 2628 | 9590 | 579 | 7494 | 2807 | 966 | 119 | 985 | 1547 | 12587 |
| 1998 | 48519 | 36327 | 2271 | 669 | 9941 | 241 | 2571 | 9174 | 640 | 7321 | 2714 | 900 | 117 | 679 | 1405 | 9877 |
| 1998 Jun | 4062 | 2976 | 207 | 70 | 713 | 19 | 210 | 778 | 46 | 628 | 238 | 71 | 9 | 76 | 110 | 887 |
| Jul | 4569 | 3437 | 188 | 57 | 888 | 18 | 251 | 886 | 55 | 761 | 240 | 83 | 10 | 76 | 145 | 911 |
| Aug | 3310 | 2430 | 136 | 48 | 744 | 17 | 141 | 563 | 64 | 485 | 195 | 59 | 7 | 39 | 86 | 729 |
| Sep | 3752 | 2883 | 187 | 50 | 888 | 17 | 174 | 693 | 54 | 493 | 258 | 76 | 7 | 53 | 121 | 681 |
| Oct | 4262 | 3202 | 211 | 59 | 831 | 23 | 248 | 863 | 66 | 616 | 232 | 78 | 8 | 48 | 103 | 875 |
| Nov | 4048 | 3218 | 168 | 58 | 929 | 25 | 242 | 848 | 50 | 600 | 223 | 77 | 10 | 71 | 102 | 645 |
| Dec | 4249 | 3286 | 218 | 54 | 861 | 21 | 213 | 864 | 51 | 661 | 265 | 96 | 13 | 44 | 140 | 748 |
| 1999 Jan | 2960 | 2335 | 168 | 43 | 613 | 15 | 176 | 626 | 45 | 431 | 185 | 45 | 4 | 42 | 84 | 483 |
| Feb | 3199 | 2498 | 159 | 47 | 681 | 17 | 168 | 626 | 68 | 501 | 190 | 60 | 9 | 37 | 78 | 559 |
| Mar | 4363 | 3338 | 215 | 61 | 888 | 14 | 235 | 940 | 68 | 603 | 266 | 75 | 10 | 37 | 100 | 849 |
| Apr | 3608 | 2891 | 164 | 44 | 705 | 15 | 185 | 808 | 61 | 634 | 227 | 57 | 8 | 42 | 76 | 583 |
| May | 3478 | 2726 | 159 | 45 | 675 | 17 | 218 | 717 | 62 | 574 | 205 | 71 | 10 | 34 | 77 | 613 |
| Jun | 3656 | 2848 | 168 | 50 | 712 | 31 | 217 | 716 | 64 | 631 | 226 | 63 | 8 | 43 | 85 | 643 |
| Jul | 4159 | 3320 | 179 | 47 | 903 | 20 | 233 | 906 | 74 | 673 | 253 | 47 | 12 | 40 | 82 | 690 |
| Aug | : | 2768 | 147 | 47 | 753 | : | 205 | 786 | 54 | 516 | 211 | 42 | 9 | 44 | : | 687 |

| 1908 | Einfuhren aus den OPEC-Staaten Mio ECU/Euro | | | | | | Imports from OPEC countries Mio ECU/euro | | | | | Importations depuis les pays de l'OPEP Mio ECU/euro | | | | |
|----------|--|--------|------|-----|------|------|---|------|-----|-------|------|--|------|-----|-----|------|
| | EU-15 | EUR-11 | B/L | DK | D | EL | E | F | IRL | I | NL | A | P | FIN | S | UK |
| 1995 | 40054 | 34633 | 1312 | 208 | 5853 | 788 | 4886 | 7036 | 62 | 7471 | 5970 | 683 | 1310 | 50 | 646 | 3779 |
| 1996 | 45710 | 39276 | 1499 | 218 | 6430 | 1336 | 6114 | 8245 | 48 | 8719 | 5902 | 950 | 1253 | 116 | 794 | 4086 |
| 1997 | 53184 | 46091 | 1895 | 279 | 6938 | 1155 | 7379 | 9149 | 84 | 11994 | 6158 | 956 | 1388 | 151 | 818 | 4841 |
| 1998 | 44604 | 37603 | 1910 | 299 | 5527 | 1312 | 6051 | 7647 | 96 | 9710 | 4972 | 614 | 939 | 137 | 642 | 4749 |
| 1998 Jun | 4050 | 3286 | 173 | 32 | 446 | 213 | 514 | 735 | 9 | 820 | 434 | 53 | 90 | 13 | 69 | 450 |
| Jul | 3523 | 2953 | 160 | 25 | 427 | 37 | 490 | 627 | 6 | 727 | 392 | 38 | 66 | 20 | 52 | 455 |
| Aug | 3550 | 3035 | 180 | 30 | 483 | 68 | 479 | 598 | 6 | 705 | 438 | 53 | 86 | 6 | 42 | 375 |
| Sep | 3520 | 3050 | 166 | 24 | 472 | 64 | 451 | 603 | 7 | 759 | 447 | 64 | 73 | 6 | 17 | 365 |
| Oct | 3773 | 3137 | 163 | 25 | 492 | 244 | 515 | 604 | 8 | 768 | 431 | 55 | 75 | 25 | 40 | 327 |
| Nov | 3275 | 2773 | 151 | 25 | 404 | 72 | 474 | 587 | 12 | 697 | 322 | 44 | 75 | 8 | 44 | 360 |
| Dec | 3184 | 2781 | 159 | 23 | 475 | 38 | 467 | 520 | 11 | 693 | 381 | 37 | 33 | 5 | 46 | 296 |
| 1999 Jan | 3111 | 2644 | 160 | 28 | 382 | 45 | 403 | 465 | 8 | 718 | 412 | 40 | 53 | 4 | 35 | 359 |
| Feb | 2699 | 2355 | 137 | 16 | 351 | 20 | 408 | 436 | 7 | 605 | 320 | 31 | 49 | 10 | 37 | 271 |
| Mar | 3356 | 2886 | 161 | 23 | 424 | 57 | 456 | 549 | 6 | 770 | 378 | 39 | 83 | 18 | 48 | 341 |
| Apr | 3865 | 3304 | 162 | 20 | 470 | 72 | 541 | 656 | 5 | 831 | 494 | 38 | 97 | 9 | 42 | 427 |
| May | 3806 | 3259 | 140 | 20 | 483 | 54 | 452 | 715 | 5 | 816 | 494 | 67 | 73 | 14 | 42 | 430 |
| Jun | 3782 | 3179 | 140 | 27 | 406 | 76 | 500 | 654 | 6 | 793 | 520 | 49 | 102 | 8 | 51 | 449 |
| Jul | 4182 | 3664 | 168 | 25 | 594 | 63 | 509 | 736 | 8 | 896 | 586 | 61 | 102 | 4 | 32 | 398 |
| Aug | : | 3818 | 142 | 27 | 562 | : | 533 | 857 | 7 | 931 | 636 | 46 | 96 | 9 | : | 319 |

AUSSENHANDEL NACH PARTNERLÄNDERN
EXTERNAL TRADE BY PARTNER COUNTRY
COMMERCE EXTÉRIEUR PAR PAYS PARTENAIRE



| | Ausfuhren in die NIC ⁽¹⁾ 1909 Mio ECU/Euro | | | | | | Exports to the NIC ⁽¹⁾ Mio ECU/euro | | | | | Exportations vers les NPI ⁽¹⁾ Mio ECU/euro | | | | |
|----------|--|--------|-------|------|-------|-------|---|------|------|------|------|--|-----|------|------|-------|
| | EU-15 | EUR-11 | B/L | DK | D | EL | E | F | IRL | I | NL | A | P | FIN | S | UK |
| | 1995 | 49144 | 38588 | 2296 | 922 | 14439 | 78 | 1385 | 7234 | 517 | 7164 | 3333 | 839 | 157 | 1224 | 1697 |
| 1996 | 54159 | 42248 | 2523 | 1103 | 15066 | 124 | 1653 | 7735 | 774 | 8371 | 3673 | 776 | 195 | 1481 | 2102 | 8581 |
| 1997 | 61093 | 46335 | 3039 | 1088 | 16028 | 118 | 1837 | 8926 | 1346 | 8188 | 4302 | 859 | 179 | 1632 | 2586 | 10666 |
| 1998 | 49351 | 36940 | 2175 | 1126 | 12822 | 106 | 1137 | 8286 | 1171 | 5784 | 3647 | 667 | 132 | 1119 | 2029 | 9150 |
| 1998 Jun | 4517 | 3219 | 207 | 96 | 1044 | 6 | 90 | 792 | 90 | 494 | 355 | 54 | 11 | 82 | 166 | 1030 |
| Jul | 4421 | 3371 | 193 | 120 | 1121 | 7 | 114 | 803 | 90 | 525 | 347 | 56 | 14 | 106 | 166 | 757 |
| Aug | 3677 | 2754 | 120 | 81 | 1007 | 3 | 66 | 580 | 76 | 484 | 283 | 44 | 9 | 86 | 135 | 703 |
| Sep | 4191 | 3102 | 195 | 217 | 1000 | 5 | 86 | 862 | 107 | 443 | 264 | 52 | 12 | 81 | 145 | 722 |
| Oct | 3870 | 2851 | 158 | 80 | 1003 | 7 | 100 | 607 | 111 | 476 | 266 | 50 | 11 | 70 | 150 | 781 |
| Nov | 3787 | 2870 | 151 | 78 | 1019 | 6 | 90 | 656 | 99 | 457 | 251 | 61 | 8 | 76 | 151 | 682 |
| Dec | 3936 | 2983 | 181 | 83 | 966 | 14 | 107 | 588 | 89 | 482 | 341 | 64 | 10 | 154 | 152 | 707 |
| 1999 Jan | 3089 | 2305 | 168 | 66 | 843 | 6 | 75 | 453 | 87 | 323 | 238 | 38 | 13 | 69 | 160 | 551 |
| Feb | 3578 | 2521 | 154 | 144 | 925 | 4 | 77 | 477 | 107 | 381 | 244 | 67 | 6 | 63 | 169 | 739 |
| Mar | 4450 | 3302 | 194 | 101 | 1210 | 11 | 116 | 654 | 109 | 478 | 344 | 58 | 11 | 117 | 165 | 671 |
| Apr | 3895 | 2873 | 186 | 151 | 1066 | 11 | 94 | 524 | 108 | 428 | 301 | 58 | 10 | 98 | 142 | 718 |
| May | 3872 | 2930 | 223 | 91 | 1091 | 7 | 110 | 467 | 108 | 480 | 278 | 49 | 10 | 114 | 145 | 698 |
| Jun | 4575 | 3403 | 239 | 112 | 1179 | 15 | 110 | 705 | 107 | 499 | 353 | 67 | 14 | 130 | 166 | 879 |
| Jul | 4552 | 3525 | 218 | 90 | 1278 | 7 | 112 | 689 | 110 | 560 | 381 | 47 | 13 | 116 | 152 | 779 |
| Aug | | 3000 | 136 | 69 | 1116 | | 95 | 617 | 106 | 451 | 342 | 44 | 6 | 88 | | 821 |

| | Einfuhren aus den NIC 1910 Mio ECU/Euro | | | | | | Imports from the NIC Mio ECU/euro | | | | | Importations depuis les NPI Mio ECU/euro | | | | |
|----------|--|--------|-------|------|-------|-------|--------------------------------------|------|------|------|-------|---|-----|-----|------|-------|
| | EU-15 | EUR-11 | B/L | DK | D | EL | E | F | IRL | I | NL | A | P | FIN | S | UK |
| | 1995 | 38597 | 28769 | 1340 | 575 | 11166 | 454 | 1358 | 4128 | 1311 | 2381 | 5548 | 615 | 479 | 444 | 1003 |
| 1996 | 40951 | 29280 | 1341 | 635 | 10396 | 767 | 1388 | 4349 | 1369 | 2324 | 6709 | 579 | 426 | 398 | 1032 | 9236 |
| 1997 | 48703 | 34126 | 1669 | 732 | 11110 | 721 | 1733 | 5378 | 2122 | 2784 | 7951 | 599 | 429 | 350 | 1208 | 11866 |
| 1998 | 55997 | 40044 | 2017 | 885 | 11061 | 696 | 2431 | 5397 | 2743 | 3680 | 10557 | 636 | 455 | 468 | 1197 | 13175 |
| 1998 Jun | 4522 | 3236 | 199 | 65 | 881 | 107 | 191 | 468 | 213 | 347 | 828 | 49 | 28 | 33 | 91 | 1020 |
| Jul | 4439 | 3118 | 153 | 57 | 895 | 52 | 238 | 430 | 185 | 355 | 734 | 46 | 38 | 42 | 101 | 1114 |
| Aug | 4155 | 2860 | 153 | 67 | 886 | 93 | 173 | 360 | 193 | 177 | 781 | 50 | 38 | 48 | 105 | 1030 |
| Sep | 5012 | 3600 | 174 | 92 | 1050 | 44 | 204 | 499 | 235 | 315 | 984 | 62 | 37 | 40 | 105 | 1172 |
| Oct | 5013 | 3605 | 194 | 64 | 1051 | 91 | 198 | 450 | 269 | 309 | 1001 | 56 | 39 | 39 | 94 | 1159 |
| Nov | 4992 | 3609 | 170 | 76 | 1024 | 25 | 204 | 467 | 278 | 299 | 1024 | 55 | 44 | 43 | 97 | 1186 |
| Dec | 4623 | 3370 | 158 | 64 | 918 | 77 | 206 | 464 | 225 | 282 | 972 | 54 | 47 | 43 | 90 | 1021 |
| 1999 Jan | 4689 | 3428 | 183 | 107 | 984 | 45 | 222 | 417 | 267 | 289 | 902 | 54 | 71 | 40 | 98 | 1011 |
| Feb | 4363 | 3244 | 169 | 64 | 941 | 48 | 198 | 442 | 205 | 315 | 840 | 61 | 37 | 37 | 86 | 920 |
| Mar | 5078 | 3743 | 221 | 71 | 1053 | 98 | 226 | 479 | 257 | 343 | 992 | 75 | 51 | 46 | 103 | 1063 |
| Apr | 4578 | 3337 | 161 | 57 | 984 | 51 | 214 | 526 | 221 | 339 | 736 | 73 | 47 | 38 | 92 | 1040 |
| May | 4690 | 3389 | 174 | 59 | 920 | 114 | 232 | 474 | 250 | 365 | 824 | 59 | 53 | 39 | 95 | 1032 |
| Jun | 5028 | 3643 | 185 | 60 | 987 | 125 | 231 | 509 | 287 | 383 | 910 | 63 | 46 | 30 | 81 | 1109 |
| Jul | 4893 | 3507 | 171 | 59 | 1093 | 72 | 245 | 450 | 220 | 351 | 835 | 57 | 49 | 37 | 81 | 1164 |
| Aug | | 3316 | 188 | 76 | 1014 | | 202 | 471 | 289 | 181 | 840 | 51 | 44 | 38 | | 1219 |

(¹) NIC = Hong Kong, Singapore, South Korea und Taiwan

(¹) NIC = Hong Kong, Singapore, South Korea and Taiwan

(¹) NPI = Hong Kong, Singapore, South Korea et Taiwan

AUSSENHANDEL NACH PARTNERLÄNDERN
EXTERNAL TRADE BY PARTNER COUNTRY
COMMERCE EXTÉRIEUR PAR PAYS PARTENAIRE



| | Ausfuhren in die 1911 AKP-Staaten Mio ECU/Euro | | | | | | Exports to the ACP countries Mio ECU/euro | | | | | Exportations vers les pays ACP Mio ECU/euro | | | | |
|----------|--|--------|------|-----|------|-----|--|------|-----|------|------|--|-----|-----|-----|------|
| | EU-15 | EUR-11 | B/L | DK | D | EL | E | F | IRL | I | NL | A | P | FIN | S | UK |
| 1995 | 17573 | 13999 | 1134 | 532 | 2212 | 75 | 743 | 5660 | 178 | 1718 | 1426 | 152 | 508 | 269 | 198 | 2769 |
| 1996 | 18664 | 15127 | 1237 | 277 | 2023 | 100 | 1150 | 6375 | 196 | 1892 | 1352 | 134 | 616 | 151 | 319 | 2842 |
| 1997 | 20447 | 16270 | 1434 | 342 | 2298 | 133 | 1127 | 6212 | 265 | 2425 | 1538 | 134 | 698 | 139 | 272 | 3430 |
| 1998 | 22571 | 18475 | 1417 | 337 | 2433 | 146 | 1141 | 7167 | 233 | 3418 | 1677 | 149 | 680 | 162 | 323 | 3290 |
| 1998 Jun | 2301 | 1955 | 118 | 26 | 171 | 10 | 107 | 751 | 20 | 544 | 171 | 13 | 45 | 14 | 37 | 273 |
| Jul | 1895 | 1534 | 118 | 29 | 281 | 13 | 114 | 564 | 23 | 195 | 150 | 14 | 56 | 19 | 30 | 289 |
| Aug | 1507 | 1207 | 93 | 20 | 166 | 10 | 67 | 463 | 15 | 192 | 136 | 8 | 49 | 20 | 22 | 248 |
| Sep | 1652 | 1302 | 119 | 53 | 192 | 12 | 90 | 559 | 21 | 115 | 133 | 11 | 44 | 18 | 18 | 266 |
| Oct | 1936 | 1603 | 124 | 31 | 239 | 13 | 108 | 617 | 22 | 263 | 141 | 13 | 58 | 19 | 30 | 259 |
| Nov | 2342 | 1991 | 119 | 27 | 208 | 13 | 95 | 849 | 17 | 464 | 147 | 14 | 68 | 10 | 24 | 288 |
| Dec | 1822 | 1437 | 124 | 23 | 287 | 12 | 88 | 547 | 18 | 147 | 148 | 13 | 47 | 15 | 27 | 323 |
| 1999 Jan | 1407 | 1088 | 96 | 15 | 180 | 8 | 71 | 451 | 20 | 111 | 103 | 7 | 38 | 10 | 27 | 268 |
| Feb | 1517 | 1216 | 107 | 17 | 217 | 14 | 129 | 455 | 22 | 135 | 102 | 10 | 32 | 8 | 23 | 248 |
| Mar | 1776 | 1376 | 115 | 23 | 247 | 7 | 128 | 501 | 21 | 159 | 135 | 12 | 49 | 9 | 23 | 347 |
| Apr | 1990 | 1608 | 106 | 16 | 265 | 8 | 95 | 753 | 20 | 155 | 110 | 11 | 42 | 51 | 25 | 333 |
| May | 1808 | 1455 | 113 | 19 | 301 | 10 | 110 | 592 | 21 | 138 | 110 | 11 | 52 | 9 | 34 | 289 |
| Jun | 1710 | 1379 | 117 | 21 | 205 | 17 | 161 | 531 | 21 | 161 | 117 | 14 | 44 | 9 | 21 | 272 |
| Jul | 1784 | 1441 | 114 | 20 | 233 | 26 | 128 | 601 | 25 | 161 | 108 | 8 | 56 | 6 | 18 | 280 |
| Aug | : | 1534 | 91 | 17 | 446 | : | 131 | 472 | 86 | 133 | 116 | 5 | 46 | 8 | : | 261 |

| | Einfuhren aus den 1912 AKP-Staaten Mio ECU/Euro | | | | | | Imports from the ACP countries Mio ECU/euro | | | | | Importations depuis les pays ACP Mio ECU/euro | | | | |
|----------|---|--------|------|-----|------|-----|--|------|-----|------|------|--|-----|-----|-----|------|
| | EU-15 | EUR-11 | B/L | DK | D | EL | E | F | IRL | I | NL | A | P | FIN | S | UK |
| 1995 | 19893 | 16711 | 2766 | 98 | 2570 | 158 | 1987 | 4340 | 175 | 2043 | 1653 | 261 | 842 | 73 | 153 | 2773 |
| 1996 | 22033 | 18214 | 2978 | 165 | 2374 | 258 | 2494 | 4769 | 201 | 2204 | 1744 | 332 | 974 | 143 | 165 | 3230 |
| 1997 | 23047 | 19295 | 2965 | 117 | 2883 | 191 | 3033 | 4807 | 209 | 2328 | 1698 | 259 | 973 | 142 | 181 | 3265 |
| 1998 | 21400 | 17677 | 2561 | 104 | 2268 | 165 | 2496 | 4965 | 203 | 2280 | 1742 | 150 | 863 | 150 | 162 | 3293 |
| 1998 Jun | 1822 | 1488 | 222 | 6 | 167 | 14 | 209 | 459 | 17 | 190 | 123 | 10 | 84 | 6 | 22 | 292 |
| Jul | 1839 | 1504 | 241 | 6 | 206 | 16 | 159 | 439 | 19 | 206 | 138 | 4 | 65 | 27 | 11 | 302 |
| Aug | 1549 | 1272 | 224 | 10 | 165 | 9 | 225 | 292 | 15 | 111 | 138 | 22 | 65 | 15 | 7 | 250 |
| Sep | 2034 | 1686 | 210 | 6 | 182 | 15 | 202 | 573 | 18 | 266 | 131 | 5 | 84 | 16 | 9 | 318 |
| Oct | 1776 | 1509 | 256 | 11 | 176 | 9 | 207 | 425 | 19 | 194 | 128 | 5 | 90 | 9 | 16 | 231 |
| Nov | 1596 | 1330 | 192 | 12 | 162 | 9 | 185 | 408 | 16 | 150 | 143 | 11 | 54 | 9 | 11 | 234 |
| Dec | 1696 | 1427 | 181 | 7 | 197 | 12 | 209 | 449 | 18 | 144 | 166 | 5 | 45 | 12 | 6 | 243 |
| 1999 Jan | 1528 | 1238 | 203 | 6 | 152 | 14 | 129 | 289 | 15 | 158 | 212 | 24 | 51 | 5 | 11 | 259 |
| Feb | 1447 | 1168 | 187 | 5 | 153 | 11 | 166 | 282 | 13 | 149 | 155 | 5 | 36 | 22 | 5 | 258 |
| Mar | 1733 | 1420 | 258 | 10 | 167 | 16 | 184 | 373 | 15 | 161 | 178 | 8 | 71 | 6 | 7 | 280 |
| Apr | 1706 | 1403 | 190 | 7 | 142 | 10 | 215 | 407 | 18 | 183 | 150 | 10 | 81 | 9 | 10 | 276 |
| May | 1592 | 1263 | 212 | 5 | 139 | 13 | 165 | 362 | 16 | 162 | 124 | 20 | 50 | 13 | 7 | 305 |
| Jun | 1828 | 1459 | 265 | 5 | 142 | 11 | 220 | 429 | 12 | 145 | 131 | 13 | 91 | 10 | 10 | 343 |
| Jul | 1711 | 1380 | 264 | 3 | 152 | 18 | 138 | 406 | 16 | 181 | 109 | 3 | 94 | 16 | 4 | 307 |
| Aug | : | 1421 | 227 | 3 | 184 | : | 266 | 422 | 13 | 151 | 100 | 4 | 44 | 12 | : | 263 |

AUSSENHANDEL NACH PARTNERLÄNDERN
EXTERNAL TRADE BY PARTNER COUNTRY
COMMERCE EXTÉRIEUR PAR PAYS PARTENAIRE



| | Ausfuhren in die Lateinamerikanischen Staaten -Mio ECU/Euro | | | | | Exports to Latin America countries Mio ECU/euro | | | | | | Exportations vers les pays d'Amérique latine Mio ECU/euro | | | | | |
|----------|--|-------|--------|------|-----|--|-----|------|------|-----|------|--|-----|-----|-----|------|------|
| | 1913 | EU-15 | EUR-11 | B/L | DK | D | EL | E | F | IRL | I | NL | A | P | FIN | S | UK |
| 1995 | | 32395 | 28130 | 1601 | 578 | 9368 | 108 | 3669 | 4272 | 311 | 5880 | 1748 | 440 | 278 | 564 | 1011 | 2568 |
| 1996 | | 35601 | 30542 | 1572 | 567 | 9536 | 128 | 4357 | 4564 | 368 | 7137 | 1726 | 505 | 299 | 473 | 1358 | 3007 |
| 1997 | | 45177 | 38121 | 1971 | 602 | 11920 | 99 | 5664 | 5881 | 462 | 8480 | 2099 | 679 | 365 | 580 | 1904 | 4451 |
| 1998 | | 49440 | 42095 | 1969 | 666 | 13723 | 154 | 6049 | 7060 | 504 | 8732 | 2181 | 677 | 401 | 800 | 2020 | 4905 |
| 1998 Jun | | 4364 | 3672 | 186 | 61 | 1147 | 7 | 575 | 603 | 39 | 777 | 197 | 51 | 39 | 59 | 188 | 436 |
| Jul | | 4984 | 4289 | 182 | 82 | 1275 | 7 | 680 | 764 | 60 | 937 | 220 | 65 | 45 | 52 | 176 | 490 |
| Aug | | 4118 | 3581 | 147 | 52 | 1429 | 9 | 365 | 566 | 36 | 741 | 165 | 54 | 20 | 58 | 118 | 357 |
| Sep | | 3674 | 3347 | 165 | 52 | 1221 | 48 | 447 | 519 | 40 | 620 | 193 | 56 | 27 | 59 | 188 | 339 |
| Oct | | 4232 | 3628 | 164 | 65 | 1175 | 24 | 542 | 689 | 55 | 659 | 184 | 61 | 39 | 61 | 180 | 336 |
| Nov | | 3981 | 3406 | 128 | 49 | 1147 | 9 | 458 | 625 | 41 | 654 | 170 | 53 | 34 | 95 | 182 | 335 |
| Dec | | 4019 | 3487 | 124 | 48 | 1112 | 8 | 495 | 657 | 39 | 695 | 177 | 54 | 27 | 116 | 182 | 294 |
| 1999 Jan | | 2893 | 2463 | 110 | 43 | 852 | 8 | 348 | 356 | 35 | 467 | 139 | 33 | 31 | 60 | 133 | 247 |
| Feb | | 3180 | 2686 | 116 | 48 | 950 | 8 | 383 | 437 | 40 | 519 | 139 | 40 | 19 | 52 | 151 | 277 |
| Mar | | 3901 | 3343 | 138 | 54 | 1135 | 13 | 520 | 588 | 39 | 605 | 179 | 54 | 18 | 66 | 177 | 315 |
| Apr | | 3381 | 2902 | 128 | 42 | 1007 | 8 | 405 | 430 | 44 | 614 | 166 | 48 | 23 | 40 | 170 | 259 |
| May | | 3475 | 2943 | 157 | 40 | 925 | 8 | 434 | 409 | 64 | 680 | 150 | 52 | 27 | 46 | 176 | 307 |
| Jun | | 4164 | 3597 | 154 | 46 | 1054 | 7 | 502 | 844 | 63 | 691 | 157 | 45 | 23 | 65 | 182 | 333 |
| Jul | | 4904 | 4349 | 132 | 52 | 1529 | 8 | 568 | 630 | 48 | 1125 | 172 | 42 | 30 | 55 | 157 | 337 |
| Aug | | : | 2967 | 120 | 40 | 1029 | : | 415 | 488 | 48 | 587 | 154 | 35 | 22 | 68 | : | 324 |
| | | | | | | | | | | | | | | | | | |
| | 1914 | EU-15 | EUR-11 | B/L | DK | D | EL | E | F | IRL | I | NL | A | P | FIN | S | UK |
| 1995 | | 30430 | 25069 | 2522 | 523 | 6240 | 359 | 3201 | 3462 | 129 | 3933 | 4176 | 270 | 791 | 344 | 693 | 3785 |
| 1996 | | 30240 | 24266 | 2633 | 593 | 5600 | 345 | 3379 | 3245 | 179 | 3838 | 4102 | 195 | 722 | 371 | 684 | 4354 |
| 1997 | | 34651 | 28391 | 2764 | 710 | 6618 | 397 | 4275 | 3895 | 161 | 4395 | 4663 | 194 | 933 | 504 | 746 | 4408 |
| 1998 | | 35551 | 29312 | 3120 | 644 | 6641 | 280 | 4201 | 3829 | 139 | 4651 | 5084 | 217 | 964 | 466 | 732 | 4563 |
| 1998 Jun | | 3470 | 2842 | 316 | 65 | 634 | 29 | 422 | 360 | 15 | 472 | 453 | 22 | 110 | 37 | 69 | 464 |
| Jul | | 3215 | 2686 | 264 | 48 | 604 | 26 | 434 | 368 | 12 | 413 | 450 | 19 | 84 | 47 | 62 | 393 |
| Aug | | 2827 | 2305 | 226 | 48 | 537 | 28 | 359 | 265 | 11 | 265 | 517 | 16 | 70 | 40 | 55 | 390 |
| Sep | | 3080 | 2589 | 290 | 45 | 529 | 16 | 351 | 323 | 12 | 470 | 525 | 17 | 82 | 31 | 55 | 375 |
| Oct | | 2960 | 2445 | 266 | 58 | 650 | 32 | 350 | 278 | 14 | 355 | 412 | 17 | 67 | 37 | 62 | 363 |
| Nov | | 2789 | 2220 | 227 | 54 | 493 | 23 | 343 | 323 | 10 | 317 | 402 | 15 | 54 | 35 | 69 | 434 |
| Dec | | 2613 | 2133 | 218 | 51 | 548 | 11 | 327 | 261 | 7 | 315 | 361 | 11 | 62 | 24 | 37 | 381 |
| 1999 Jan | | 2536 | 2068 | 208 | 48 | 497 | 17 | 275 | 297 | 9 | 301 | 327 | 15 | 76 | 28 | 55 | 349 |
| Feb | | 2475 | 2005 | 206 | 34 | 495 | 15 | 312 | 269 | 13 | 335 | 279 | 15 | 50 | 32 | 50 | 362 |
| Mar | | 3131 | 2585 | 258 | 57 | 577 | 18 | 386 | 373 | 17 | 431 | 429 | 15 | 67 | 30 | 51 | 420 |
| Apr | | 3182 | 2641 | 255 | 36 | 622 | 12 | 406 | 314 | 10 | 421 | 446 | 17 | 103 | 48 | 56 | 436 |
| May | | 3313 | 2792 | 313 | 62 | 637 | 19 | 442 | 370 | 22 | 387 | 454 | 15 | 116 | 36 | 50 | 399 |
| Jun | | 3271 | 2620 | 267 | 67 | 615 | 32 | 446 | 305 | 21 | 405 | 403 | 16 | 88 | 33 | 64 | 488 |
| Jul | | 3252 | 2718 | 229 | 48 | 687 | 22 | 429 | 365 | 18 | 438 | 382 | 13 | 109 | 39 | 64 | 400 |
| Aug | | : | 2160 | 210 | 49 | 561 | : | 371 | 298 | 25 | 299 | 340 | 12 | 49 | 36 | : | 463 |

AUSSENHANDEL NACH PARTNERLÄNDERN
EXTERNAL TRADE BY PARTNER COUNTRY
COMMERCE EXTÉRIEUR PAR PAYS PARTENAIRE



| 1915 | Ausfuhren in die MOEL Mio ECU/Euro ⁽¹⁾ | | | | | | Exports to the CEEC Mio ECU/euro ⁽¹⁾ | | | | | Exportations vers les PECO Mio ECU/euro ⁽¹⁾ | | | | |
|----------|--|--------|------|------|-------|------|--|------|-----|-------|------|---|-----|------|------|------|
| | EU-15 | EUR-11 | B/L | DK | D | EL | E | F | IRL | I | NL | A | P | FIN | S | UK |
| 1995 | 58722 | 51785 | 2122 | 1198 | 24797 | 887 | 1050 | 4077 | 314 | 9101 | 3033 | 5484 | 83 | 1725 | 1780 | 3071 |
| 1996 | 71054 | 62347 | 2710 | 1438 | 29053 | 1135 | 1439 | 5265 | 407 | 11508 | 3425 | 6227 | 135 | 2178 | 2225 | 3909 |
| 1997 | 87413 | 76425 | 3422 | 1685 | 35383 | 1414 | 1904 | 6525 | 484 | 13216 | 4241 | 8297 | 161 | 2792 | 2937 | 4953 |
| 1998 | 98746 | 87213 | 4088 | 1921 | 41783 | 1400 | 2098 | 7781 | 613 | 13851 | 5062 | 8604 | 191 | 3142 | 3195 | 5017 |
| 1998 Jun | 8663 | 7652 | 373 | 180 | 3632 | 111 | 173 | 731 | 54 | 1236 | 426 | 714 | 15 | 298 | 277 | 443 |
| Jul | 8788 | 7826 | 326 | 145 | 3718 | 131 | 185 | 685 | 62 | 1409 | 445 | 727 | 20 | 250 | 249 | 436 |
| Aug | 7047 | 6198 | 303 | 150 | 3193 | 107 | 103 | 467 | 41 | 818 | 380 | 621 | 14 | 257 | 234 | 358 |
| Sep | 8463 | 7475 | 373 | 170 | 3513 | 105 | 164 | 660 | 45 | 1143 | 446 | 817 | 17 | 296 | 274 | 441 |
| Oct | 9097 | 8118 | 396 | 172 | 3852 | 120 | 210 | 704 | 61 | 1321 | 451 | 812 | 20 | 291 | 273 | 414 |
| Nov | 8836 | 7850 | 364 | 164 | 3788 | 117 | 184 | 693 | 64 | 1180 | 462 | 840 | 17 | 258 | 289 | 416 |
| Dec | 7818 | 6799 | 314 | 165 | 3363 | 131 | 151 | 581 | 66 | 1040 | 386 | 650 | 16 | 231 | 270 | 454 |
| 1999 Jan | 6542 | 5833 | 315 | 139 | 2877 | 94 | 149 | 544 | 50 | 812 | 374 | 487 | 14 | 211 | 204 | 272 |
| Feb | 7333 | 6510 | 332 | 142 | 3115 | 102 | 169 | 595 | 44 | 1022 | 377 | 639 | 15 | 204 | 226 | 352 |
| Mar | 8723 | 7727 | 374 | 164 | 3684 | 108 | 213 | 760 | 50 | 1197 | 443 | 743 | 20 | 244 | 272 | 452 |
| Apr | 8016 | 7125 | 332 | 140 | 3390 | 104 | 183 | 650 | 56 | 1140 | 412 | 717 | 17 | 226 | 251 | 396 |
| May | 7841 | 6912 | 338 | 151 | 3160 | 103 | 190 | 630 | 50 | 1206 | 400 | 684 | 16 | 238 | 299 | 376 |
| Jun | 8878 | 7821 | 371 | 147 | 3761 | 121 | 179 | 772 | 59 | 1256 | 425 | 754 | 15 | 230 | 348 | 441 |
| Jul | 8506 | 7562 | 270 | 125 | 3784 | 126 | 208 | 734 | 105 | 1309 | 402 | 491 | 21 | 238 | 282 | 411 |
| Aug | : | 5892 | 294 | 148 | 2983 | : | 132 | 507 | 68 | 827 | 371 | 443 | 14 | 252 | : | 426 |

| 1916 | Minfuhren aus den MOEL Mio ECU/Euro | | | | | | Imports from the CEEC Mio ECU/euro | | | | | Importations depuis les PECO Mio ECU/euro | | | | |
|----------|--|--------|------|------|-------|------|---------------------------------------|------|-----|------|------|--|-----|------|------|------|
| | EU-15 | EUR-11 | B/L | DK | D | EL | E | F | IRL | I | NL | A | P | FIN | S | UK |
| 1995 | 47172 | 41583 | 1583 | 959 | 22610 | 721 | 994 | 3091 | 127 | 6384 | 2464 | 3422 | 131 | 777 | 1334 | 2574 |
| 1996 | 50131 | 44139 | 1637 | 1036 | 23257 | 825 | 948 | 3408 | 153 | 6698 | 2691 | 4433 | 134 | 779 | 1348 | 2782 |
| 1997 | 60586 | 52911 | 1971 | 1238 | 27774 | 1065 | 1197 | 3740 | 200 | 8340 | 3215 | 5362 | 143 | 968 | 1713 | 3660 |
| 1998 | 71927 | 63281 | 2575 | 1441 | 33660 | 1037 | 1442 | 4734 | 285 | 9215 | 3719 | 6244 | 251 | 1156 | 2102 | 4066 |
| 1998 Jun | 6282 | 5531 | 222 | 114 | 2904 | 102 | 129 | 416 | 33 | 833 | 333 | 549 | 22 | 91 | 181 | 354 |
| Jul | 6346 | 5638 | 227 | 111 | 2974 | 93 | 135 | 426 | 20 | 883 | 323 | 540 | 24 | 87 | 142 | 361 |
| Aug | 5182 | 4524 | 180 | 117 | 2663 | 73 | 86 | 280 | 48 | 433 | 265 | 450 | 15 | 103 | 168 | 300 |
| Sep | 6514 | 5743 | 219 | 141 | 3001 | 82 | 131 | 464 | 22 | 857 | 361 | 550 | 20 | 117 | 189 | 360 |
| Oct | 6644 | 5875 | 245 | 133 | 3126 | 91 | 138 | 446 | 18 | 822 | 352 | 590 | 27 | 110 | 191 | 354 |
| Nov | 6291 | 5521 | 224 | 126 | 2868 | 74 | 143 | 416 | 21 | 803 | 348 | 564 | 23 | 111 | 188 | 382 |
| Dec | 6294 | 5573 | 241 | 130 | 3148 | 80 | 111 | 384 | 44 | 722 | 300 | 494 | 19 | 111 | 179 | 332 |
| 1999 Jan | 5297 | 4653 | 203 | 119 | 2470 | 55 | 113 | 354 | 35 | 638 | 301 | 436 | 19 | 83 | 160 | 309 |
| Feb | 6019 | 5333 | 224 | 124 | 2896 | 77 | 134 | 376 | 31 | 768 | 296 | 497 | 27 | 84 | 164 | 320 |
| Mar | 7131 | 6321 | 266 | 145 | 3376 | 92 | 141 | 464 | 35 | 921 | 392 | 593 | 35 | 98 | 206 | 367 |
| Apr | 6348 | 5628 | 231 | 118 | 3065 | 74 | 122 | 396 | 32 | 801 | 329 | 539 | 23 | 89 | 188 | 341 |
| May | 6295 | 5538 | 232 | 119 | 2903 | 85 | 136 | 420 | 42 | 824 | 326 | 537 | 21 | 97 | 191 | 363 |
| Jun | 6838 | 6024 | 251 | 130 | 3150 | 98 | 139 | 461 | 42 | 891 | 392 | 588 | 25 | 83 | 197 | 390 |
| Jul | 6512 | 5773 | 187 | 117 | 3110 | 90 | 130 | 464 | 38 | 922 | 316 | 502 | 22 | 81 | 156 | 376 |
| Aug | : | 4860 | 194 | 122 | 2854 | : | 99 | 334 | 32 | 520 | 292 | 424 | 21 | 91 | : | 381 |

⁽¹⁾ MOEL = Albania, Bulgaria, Bosnia-Herzegovina, Croatia, Czech Republic, Estonia, Hungary, Latvia, Lithuania, FYROM, Poland, Romania, Serbia and Montenegro, Slovakia und Slovenia

⁽¹⁾ CEEC = Albania, Bulgaria, Bosnia-Herzegovina, Croatia, Czech Republic, Estonia, Hungary, Latvia, Lithuania, FYROM, Poland, Romania, Serbia and Montenegro, Slovakia and Slovenia

⁽¹⁾ PECO = Albania, Bulgaria, Bosnia-Herzegovina, Croatia, Czech Republic, Estonia, Hungary, Latvia, Lithuania, FYROM, Poland, Romania, Serbia and Montenegro, Slovakia et Slovenia

HANDEL INTRA-EU NACH WAREN
TRADE INTRA-EU BY PRODUCT
COMMERCE INTRA-UE PAR PRODUIT



| | Nahrungs- und Genussmittel 2001 CTCI 0+1 –Versendungen Mio ECU/Euro | | | | | Food, drink and tobacco CTCI 0+1 Dispatches Mio ECU/euro | | | | | Produits alimentaires, boissons et tabacs CTCI 0+1 –Expéditions Mio ECU/euro | | | | | |
|----------|---|-----------------------|-------|------|-------|--|------|-------|------|------|--|------|------|-----|------|------|
| | EU-15 | EUR-11 ⁽¹⁾ | B/L | DK | D | EL | E | F | IRL | I | NL | A | P | FIN | S | UK |
| 1995 | 105487 | 73429 | 11687 | 6167 | 13065 | 1229 | 7711 | 21865 | 5021 | 7571 | 20337 | 1092 | 832 | 275 | 717 | 7917 |
| 1996 | 113063 | 79423 | 12358 | 6225 | 14383 | 1182 | 8916 | 21892 | 4337 | 8287 | 23942 | 1292 | 928 | 298 | 921 | 8101 |
| 1997 | 114518 | 77590 | 12812 | 6740 | 14624 | 1289 | 9844 | 23196 | 4052 | 8624 | 20208 | 1564 | 1036 | 331 | 1104 | 9092 |
| 1998 | 120809 | 82423 | 13941 | 6540 | 14534 | 1324 | 9961 | 23428 | 4243 | 8865 | 24274 | 1843 | 1093 | 302 | 1085 | 9375 |
| 1998 Jun | 10511 | 7161 | 1244 | 585 | 1433 | 83 | 882 | 1919 | 389 | 804 | 2055 | 158 | 96 | 26 | 95 | 742 |
| Jul | 10148 | 6929 | 1156 | 553 | 1462 | 109 | 679 | 1878 | 365 | 818 | 2040 | 162 | 100 | 24 | 76 | 726 |
| Aug | 9119 | 6096 | 1022 | 507 | 1266 | 148 | 551 | 1662 | 323 | 716 | 1857 | 146 | 67 | 24 | 80 | 749 |
| Sep | 10238 | 6898 | 1212 | 584 | 1215 | 99 | 594 | 2059 | 359 | 847 | 2043 | 165 | 101 | 25 | 99 | 835 |
| Oct | 10941 | 7534 | 1200 | 569 | 1586 | 106 | 785 | 2205 | 365 | 825 | 2098 | 165 | 101 | 26 | 101 | 809 |
| Nov | 10432 | 7066 | 1115 | 566 | 1268 | 111 | 904 | 2179 | 371 | 743 | 1980 | 161 | 106 | 28 | 86 | 814 |
| Dec | 10779 | 7413 | 1209 | 563 | 1310 | 129 | 931 | 2130 | 388 | 826 | 2118 | 147 | 96 | 22 | 84 | 827 |
| 1999 Jan | 9111 | 6447 | 1059 | 482 | 1102 | 53 | 877 | 1777 | 316 | 563 | 1959 | 141 | 80 | 22 | 75 | 604 |
| Feb | 9207 | 6368 | 1109 | 473 | 1089 | 82 | 847 | 1787 | 289 | 610 | 1916 | 145 | 72 | 23 | 82 | 683 |
| Mar | 10925 | 7582 | 1432 | 606 | 1038 | 107 | 1006 | 2163 | 368 | 775 | 2258 | 175 | 95 | 30 | 92 | 780 |
| Apr | 10107 | 7058 | 1197 | 498 | 1255 | 95 | 880 | 1941 | 340 | 767 | 2076 | 178 | 87 | 25 | 91 | 676 |
| May | 10008 | 6920 | 1204 | 519 | 1186 | 94 | 923 | 1822 | 350 | 784 | 2057 | 188 | 75 | 24 | 85 | 696 |
| Jun | 10341 | 6962 | 1053 | 617 | 1275 | 95 | 808 | 1927 | 416 | 844 | 2161 | 230 | 80 | 26 | 90 | 719 |
| Jul | : | : | 1114 | 563 | 1330 | 83 | 667 | 1832 | : | 833 | 2006 | 212 | 97 | 23 | : | 653 |
| Aug | : | : | 1063 | : | 1251 | : | : | 1800 | : | : | 1975 | 200 | : | 23 | : | 672 |

| | Nahrungs- und Genussmittel 2002 CTCI 0+1 –Eingänge Mio ECU/Euro | | | | | Food, drink and tobacco CTCI 0+1 Arrivals Mio ECU/euro | | | | | Produits alimentaires, boissons et tabacs CTCI 0+1 –Arrivées Mio ECU/euro | | | | | |
|----------|---|-----------------------|-------|------|-------|--|------|-------|------|-------|---|------|------|------|------|-------|
| | EU-15 | EUR-11 ⁽¹⁾ | B/L | DK | D | EL | E | F | IRL | I | NL | A | P | FIN | S | UK |
| 1995 | 102744 | 71004 | 9875 | 2381 | 23453 | 2562 | 6094 | 15701 | 1750 | 12555 | 9618 | 2258 | 1973 | 839 | 1875 | 11810 |
| 1996 | 109049 | 75470 | 9761 | 2468 | 24443 | 2531 | 5970 | 16123 | 1923 | 13183 | 11307 | 2544 | 2278 | 1074 | 2307 | 13137 |
| 1997 | 112970 | 75523 | 10362 | 2779 | 23732 | 2672 | 6375 | 16678 | 2193 | 13823 | 9881 | 2934 | 2391 | 1202 | 2436 | 15513 |
| 1998 | 118123 | 79809 | 10985 | 2885 | 22822 | 2782 | 6890 | 17724 | 2351 | 14083 | 11762 | 3070 | 2732 | 1268 | 2576 | 16193 |
| 1998 Jun | 10475 | 7086 | 923 | 260 | 2161 | 203 | 576 | 1615 | 210 | 1230 | 1009 | 250 | 221 | 100 | 236 | 1480 |
| Jul | 10108 | 6852 | 844 | 231 | 2310 | 260 | 561 | 1459 | 195 | 1066 | 992 | 252 | 239 | 97 | 202 | 1400 |
| Aug | 9333 | 6322 | 787 | 230 | 1929 | 262 | 529 | 1359 | 183 | 1189 | 863 | 222 | 228 | 100 | 204 | 1249 |
| Sep | 9836 | 6600 | 914 | 247 | 1739 | 200 | 632 | 1503 | 197 | 1327 | 944 | 249 | 227 | 116 | 208 | 1332 |
| Oct | 10356 | 6976 | 957 | 260 | 2107 | 205 | 592 | 1540 | 242 | 1231 | 953 | 275 | 241 | 110 | 217 | 1425 |
| Nov | 10291 | 6797 | 1004 | 260 | 1892 | 275 | 618 | 1493 | 214 | 1167 | 1021 | 272 | 255 | 114 | 226 | 1478 |
| Dec | 11044 | 7567 | 1099 | 227 | 2136 | 231 | 661 | 1639 | 237 | 1355 | 1128 | 287 | 243 | 99 | 220 | 1481 |
| 1999 Jan | 8577 | 5946 | 808 | 207 | 1816 | 167 | 489 | 1355 | 179 | 865 | 871 | 228 | 228 | 86 | 198 | 1079 |
| Feb | 8926 | 6142 | 842 | 215 | 1625 | 190 | 533 | 1370 | 197 | 1089 | 901 | 250 | 231 | 100 | 216 | 1166 |
| Mar | 10474 | 7174 | 1036 | 265 | 1837 | 232 | 617 | 1671 | 206 | 1264 | 1077 | 293 | 234 | 115 | 257 | 1371 |
| Apr | 9655 | 6653 | 870 | 233 | 1790 | 221 | 575 | 1533 | 206 | 1173 | 986 | 277 | 216 | 110 | 228 | 1238 |
| May | 9825 | 6743 | 906 | 251 | 1910 | 220 | 540 | 1515 | 214 | 1176 | 1004 | 272 | 214 | 110 | 228 | 1264 |
| Jun | 10457 | 7100 | 983 | 252 | 2035 | 180 | 589 | 1587 | 224 | 1253 | 1010 | 315 | 202 | 100 | 230 | 1499 |
| Jul | : | : | 834 | 227 | 1890 | 211 | 601 | 1372 | : | 1180 | 972 | 302 | 169 | 96 | : | 1389 |
| Aug | : | : | 825 | : | 1948 | : | : | 1353 | : | : | 955 | 265 | : | 103 | : | 1307 |

(¹) Die Zahlen für EUR-11 beziehen sich auf Intra-EUR-11 Handel: D.h. Handel zwischen EUR-11 und den 4 EU Mitgliedstaaten, die nicht an der EWU teilnehmen, ist ausgeschlossen.

(¹) EUR-11 figures are for intra-EUR-11 trade: that is they exclude trade involving the four Member States not taking part in EMU.

(¹) Les données de EUR-11 concernent le commerce intra-EUR-11, c'est-à-dire excluant le commerce avec les 4 Etats membres qui ne font pas partie de l'UEM.

HANDEL EXTRA-EU NACH WAREN
TRADE EXTRA-EU BY PRODUCT
COMMERCE EXTRA-UE PAR PRODUIT



| | Nahrungs- und Genussmittel CTCI 0+1 –Ausfuhren Mio ECU/Euro | | | | | Food, drink and tobacco CTCI 0+1 Exports Mio ECU/euro | | | | | | Produits alimentaires, boissons et tabacs CTCI 0+1 –Exportations Mio ECU/euro | | | | |
|----------|---|-----------------------|------|------|------|---|------|------|------|------|------|---|-----|-----|-----|------|
| | EU-15 | EUR-11 ⁽¹⁾ | B/L | DK | D | EL | E | F | IRL | I | NL | A | P | FIN | S | UK |
| 1995 | 39000 | 46790 | 2188 | 3029 | 5761 | 743 | 2877 | 8252 | 1569 | 3394 | 5320 | 679 | 286 | 437 | 538 | 3927 |
| 1996 | 40900 | 49144 | 2056 | 2939 | 6048 | 912 | 2973 | 8635 | 1535 | 3795 | 5255 | 727 | 337 | 571 | 652 | 4465 |
| 1997 | 45880 | 52847 | 2425 | 3318 | 6177 | 984 | 2928 | 9352 | 1511 | 4083 | 5824 | 814 | 349 | 672 | 815 | 6621 |
| 1998 | 43807 | 53397 | 2110 | 3021 | 6024 | 962 | 2879 | 9198 | 1483 | 4216 | 5749 | 786 | 333 | 557 | 767 | 5722 |
| 1998 Jun | 3873 | 4736 | 178 | 340 | 547 | 61 | 233 | 779 | 131 | 364 | 513 | 69 | 22 | 56 | 68 | 512 |
| Jul | 3713 | 4556 | 147 | 282 | 505 | 68 | 245 | 719 | 131 | 379 | 529 | 70 | 28 | 48 | 56 | 505 |
| Aug | 3289 | 4007 | 146 | 270 | 477 | 66 | 198 | 675 | 123 | 284 | 446 | 60 | 17 | 43 | 57 | 428 |
| Sep | 3502 | 4306 | 145 | 232 | 405 | 107 | 211 | 781 | 130 | 369 | 415 | 69 | 31 | 30 | 66 | 512 |
| Oct | 3695 | 4588 | 162 | 252 | 461 | 98 | 216 | 823 | 129 | 405 | 452 | 63 | 32 | 30 | 60 | 508 |
| Nov | 3579 | 4535 | 156 | 233 | 482 | 79 | 257 | 769 | 114 | 368 | 451 | 72 | 43 | 34 | 57 | 464 |
| Dec | 3438 | 4397 | 154 | 210 | 440 | 84 | 274 | 721 | 112 | 333 | 478 | 60 | 25 | 36 | 58 | 452 |
| 1999 Jan | 2823 | 3627 | 121 | 215 | 365 | 55 | 235 | 588 | 104 | 248 | 399 | 48 | 20 | 26 | 49 | 327 |
| Feb | 3119 | 3904 | 127 | 218 | 418 | 70 | 225 | 696 | 140 | 287 | 389 | 52 | 23 | 27 | 61 | 385 |
| Mar | 3683 | 4567 | 151 | 267 | 465 | 80 | 270 | 809 | 134 | 346 | 510 | 65 | 27 | 32 | 67 | 480 |
| Apr | 3371 | 4266 | 159 | 250 | 405 | 69 | 224 | 724 | 163 | 319 | 473 | 57 | 24 | 31 | 66 | 408 |
| May | 3506 | 4391 | 175 | 269 | 424 | 68 | 257 | 730 | 162 | 363 | 488 | 62 | 25 | 31 | 66 | 407 |
| Jun | 3597 | 4528 | 166 | 258 | 478 | 71 | 261 | 780 | 129 | 347 | 449 | 70 | 23 | 29 | 68 | 531 |
| Jul | 3480 | 4182 | 168 | 231 | 497 | 74 | 239 | 731 | 151 | 361 | 482 | 40 | 31 | 24 | 56 | 489 |
| Aug | : | 3608 | 129 | 236 | 405 | : | 213 | 732 | 133 | 290 | 446 | 27 | 22 | 25 | : | 430 |

| | Nahrungs- und Genussmittel CTCI 0+1 –Einfuhren Mio ECU/Euro | | | | | Food, drink and tobacco CTCI 0+1 Imports Mio ECU/euro | | | | | | Produits alimentaires, boissons et tabacs CTCI 0+1 –Importations Mio ECU/euro | | | | |
|----------|---|-----------------------|------|------|------|---|------|------|-----|------|------|---|------|-----|------|------|
| | EU-15 | EUR-11 ⁽¹⁾ | B/L | DK | D | EL | E | F | IRL | I | NL | A | P | FIN | S | UK |
| 1995 | 43228 | 46029 | 3000 | 1816 | 9020 | 439 | 4228 | 5254 | 306 | 3996 | 5158 | 611 | 980 | 364 | 1107 | 6948 |
| 1996 | 44883 | 46550 | 3390 | 1904 | 8729 | 559 | 4262 | 4636 | 319 | 4096 | 5627 | 617 | 1071 | 447 | 1177 | 7830 |
| 1997 | 48321 | 49672 | 3339 | 2026 | 9866 | 615 | 4462 | 5519 | 375 | 4485 | 5372 | 602 | 1063 | 520 | 1381 | 8676 |
| 1998 | 49833 | 50527 | 3515 | 2151 | 9653 | 526 | 4764 | 5612 | 368 | 4619 | 5810 | 643 | 1172 | 452 | 1370 | 9138 |
| 1998 Jun | 4213 | 4241 | 333 | 206 | 732 | 42 | 377 | 465 | 21 | 407 | 488 | 53 | 118 | 38 | 122 | 811 |
| Jul | 4369 | 4372 | 288 | 173 | 639 | 51 | 470 | 480 | 30 | 383 | 492 | 69 | 110 | 49 | 99 | 867 |
| Aug | 3680 | 3734 | 261 | 169 | 777 | 39 | 371 | 355 | 23 | 295 | 427 | 51 | 65 | 43 | 95 | 689 |
| Sep | 4053 | 4230 | 268 | 194 | 786 | 37 | 407 | 471 | 26 | 368 | 461 | 57 | 98 | 39 | 108 | 733 |
| Oct | 4120 | 4353 | 289 | 206 | 918 | 29 | 408 | 438 | 39 | 363 | 440 | 66 | 82 | 36 | 119 | 685 |
| Nov | 4063 | 4237 | 263 | 201 | 752 | 37 | 405 | 503 | 26 | 383 | 468 | 64 | 82 | 37 | 109 | 753 |
| Dec | 4276 | 4536 | 295 | 187 | 900 | 37 | 393 | 516 | 38 | 364 | 534 | 59 | 83 | 35 | 103 | 731 |
| 1999 Jan | 3647 | 3644 | 229 | 153 | 674 | 34 | 324 | 447 | 32 | 311 | 497 | 38 | 83 | 29 | 103 | 695 |
| Feb | 3592 | 3658 | 227 | 132 | 658 | 38 | 361 | 413 | 33 | 320 | 491 | 44 | 84 | 30 | 94 | 665 |
| Mar | 4410 | 4430 | 325 | 196 | 751 | 58 | 404 | 464 | 36 | 429 | 618 | 48 | 124 | 36 | 122 | 778 |
| Apr | 4064 | 4028 | 287 | 142 | 710 | 44 | 384 | 432 | 29 | 361 | 508 | 47 | 147 | 41 | 110 | 823 |
| May | 4125 | 4074 | 309 | 175 | 725 | 43 | 395 | 433 | 24 | 328 | 533 | 42 | 117 | 48 | 111 | 841 |
| Jun | 4262 | 4259 | 298 | 208 | 734 | 47 | 493 | 406 | 25 | 347 | 548 | 57 | 118 | 37 | 116 | 829 |
| Jul | 4206 | 3985 | 268 | 187 | 844 | 48 | 411 | 401 | 31 | 408 | 491 | 52 | 110 | 52 | 114 | 792 |
| Aug | : | 3357 | 220 | 168 | 694 | : | 387 | 360 | 41 | 290 | 455 | 38 | 75 | 37 | : | 717 |

(¹) Die Zahlen für EUR-11 beziehen sie sich auf extra-EUR-11 Handel : D.h. Handel zwischen EUR-11 und den 4 EU Mitgliedstaaten, die nicht an der EWU teilnehmen, ist eingeschlossen.

(¹)EUR-11 figures are for Extra-EUR-11 trade : that is they include trade between the EUR-11 and the four EU Member States not taking part in EUR-11.

(¹) Les données de EUR-11 concernent le commerce extra-EUR-11, c'est-à-dire incluant le commerce avec les 4 Etat membres qui ne font pas partie de l'UEM.

HANDEL INTRA-EU NACH WAREN
TRADE INTRA-EU BY PRODUCT
COMMERCE INTRA-UE PAR PRODUIT



| | Rohstoffe CTCI 2+4 2005 Versendungen Mio ECU/Euro | | | | Raw materials CTCI 2+4 Dispatches Mio ECU/euro | | | | | | | Matières premières CTCI 2+4 Expéditions Mio ECU/euro | | | | |
|----------|---|-----------------------|-------|------|--|------|------|------|------|------|------|--|------|------|------|------|
| | EU-15 | EUR-11 ⁽¹⁾ | B/L | DK | D | EL | E | F | IRL | I | NL | A | P | FIN | S | UK |
| | 1995 | 37088 | 24906 | 3066 | 1334 | 6308 | 762 | 1760 | 4785 | 573 | 1437 | 6612 | 1571 | 897 | 1979 | 3703 |
| 1996 | 36778 | 25405 | 3005 | 1117 | 5488 | 856 | 1885 | 4406 | 601 | 1548 | 8872 | 1336 | 703 | 1598 | 3257 | 2106 |
| 1997 | 40400 | 28005 | 3604 | 1320 | 6394 | 563 | 2137 | 4811 | 638 | 1580 | 9090 | 1413 | 817 | 1996 | 3681 | 2357 |
| 1998 | 39529 | 27674 | 3646 | 1182 | 5729 | 491 | 2033 | 4723 | 600 | 1494 | 9809 | 1482 | 755 | 1925 | 3245 | 2415 |
| 1998 Jun | 3460 | 2433 | 324 | 100 | 613 | 28 | 181 | 385 | 52 | 118 | 783 | 136 | 61 | 178 | 293 | 209 |
| Jul | 3072 | 2165 | 264 | 81 | 532 | 48 | 144 | 382 | 50 | 114 | 723 | 133 | 54 | 125 | 227 | 196 |
| Aug | 2660 | 1825 | 231 | 84 | 447 | 23 | 130 | 268 | 42 | 75 | 709 | 71 | 52 | 131 | 224 | 172 |
| Sep | 3408 | 2364 | 334 | 93 | 425 | 19 | 162 | 422 | 47 | 131 | 872 | 141 | 57 | 160 | 340 | 205 |
| Oct | 3413 | 2437 | 304 | 104 | 548 | 29 | 172 | 423 | 48 | 118 | 871 | 130 | 57 | 161 | 255 | 193 |
| Nov | 3125 | 2175 | 290 | 124 | 505 | 31 | 163 | 333 | 55 | 114 | 747 | 129 | 56 | 150 | 254 | 174 |
| Dec | 2936 | 2075 | 284 | 102 | 440 | 61 | 129 | 313 | 45 | 140 | 781 | 94 | 50 | 138 | 196 | 163 |
| 1999 Jan | 2974 | 2116 | 269 | 86 | 409 | 49 | 146 | 387 | 49 | 105 | 823 | 105 | 53 | 126 | 210 | 158 |
| Feb | 3096 | 2163 | 258 | 89 | 380 | 74 | 170 | 378 | 58 | 130 | 843 | 116 | 58 | 148 | 230 | 164 |
| Mar | 3651 | 2562 | 312 | 112 | 390 | 87 | 176 | 419 | 58 | 179 | 1070 | 147 | 64 | 171 | 279 | 187 |
| Apr | 3327 | 2315 | 268 | 112 | 446 | 62 | 161 | 361 | 51 | 162 | 893 | 139 | 61 | 169 | 276 | 167 |
| May | 3090 | 2151 | 248 | 104 | 382 | 52 | 125 | 342 | 56 | 133 | 871 | 132 | 71 | 159 | 259 | 155 |
| Jun | 3168 | 2210 | 276 | 84 | 411 | 39 | 153 | 367 | 47 | 134 | 815 | 150 | 65 | 163 | 284 | 179 |
| Jul | : | : | 224 | 72 | 448 | 46 | 160 | 335 | : | 131 | 740 | 146 | 58 | 129 | : | 150 |
| Aug | : | : | 241 | : | 420 | : | : | 244 | : | : | 808 | 106 | : | 130 | : | 130 |

| | Rohstoffe CTCI 2+4 2006 Eingänge Mio ECU/Euro | | | | Raw materials CTCI 2+4 Arrivals Mio ECU/euro | | | | | | | Matières premières CTCI 2+4 Arrivées Mio ECU/euro | | | | |
|----------|---|-----------------------|-------|------|--|------|------|------|------|------|------|---|------|-----|------|------|
| | EU-15 | EUR-11 ⁽¹⁾ | B/L | DK | D | EL | E | F | IRL | I | NL | A | P | FIN | S | UK |
| | 1995 | 38140 | 26026 | 3870 | 1088 | 8454 | 341 | 2657 | 4617 | 351 | 6361 | 3163 | 1460 | 567 | 652 | 1038 |
| 1996 | 36170 | 24560 | 3720 | 1034 | 7864 | 331 | 2434 | 4313 | 356 | 6048 | 3287 | 1171 | 601 | 585 | 887 | 3538 |
| 1997 | 39668 | 26782 | 4247 | 1207 | 8414 | 360 | 2301 | 4682 | 414 | 6673 | 3350 | 1457 | 706 | 701 | 1043 | 4114 |
| 1998 | 39727 | 27287 | 3979 | 1250 | 8279 | 358 | 2310 | 4851 | 436 | 6160 | 4182 | 1443 | 739 | 659 | 1002 | 4079 |
| 1998 Jun | 3548 | 2455 | 326 | 102 | 836 | 25 | 217 | 426 | 40 | 564 | 357 | 122 | 58 | 44 | 86 | 345 |
| Jul | 3277 | 2293 | 295 | 76 | 840 | 37 | 194 | 366 | 35 | 506 | 305 | 113 | 56 | 47 | 62 | 345 |
| Aug | 2778 | 1878 | 302 | 103 | 720 | 26 | 143 | 299 | 32 | 261 | 316 | 101 | 41 | 51 | 79 | 305 |
| Sep | 3352 | 2341 | 336 | 111 | 604 | 18 | 182 | 430 | 40 | 574 | 400 | 119 | 66 | 53 | 80 | 339 |
| Oct | 3377 | 2365 | 330 | 115 | 763 | 25 | 180 | 411 | 39 | 489 | 372 | 117 | 74 | 46 | 75 | 339 |
| Nov | 3033 | 2082 | 285 | 101 | 641 | 35 | 174 | 362 | 36 | 454 | 328 | 120 | 66 | 43 | 72 | 315 |
| Dec | 3181 | 2218 | 298 | 87 | 697 | 30 | 160 | 380 | 35 | 537 | 366 | 102 | 60 | 58 | 75 | 296 |
| 1999 Jan | 2798 | 1932 | 256 | 94 | 607 | 16 | 151 | 365 | 35 | 380 | 308 | 107 | 56 | 59 | 64 | 299 |
| Feb | 2972 | 1995 | 304 | 96 | 498 | 20 | 167 | 398 | 37 | 490 | 324 | 122 | 63 | 51 | 75 | 327 |
| Mar | 3501 | 2357 | 374 | 115 | 593 | 26 | 193 | 457 | 43 | 563 | 382 | 145 | 67 | 54 | 99 | 389 |
| Apr | 3276 | 2243 | 316 | 102 | 667 | 22 | 185 | 405 | 42 | 521 | 338 | 147 | 59 | 47 | 81 | 342 |
| May | 3034 | 2035 | 293 | 94 | 562 | 24 | 162 | 406 | 38 | 467 | 321 | 140 | 51 | 54 | 77 | 344 |
| Jun | 3447 | 2366 | 332 | 97 | 751 | 25 | 209 | 414 | 41 | 528 | 365 | 159 | 46 | 47 | 85 | 347 |
| Jul | : | : | 247 | 71 | 733 | 16 | 192 | 341 | : | 482 | 343 | 148 | 39 | 37 | : | 324 |
| Aug | : | : | 293 | : | 632 | : | : | 312 | : | : | 317 | 138 | : | 45 | : | 279 |

(1) Die Zahlen für EUR-11 beziehen sich auf Intra-EUR-11 Handel: D.h. Handel zwischen EUR-11 und den 4 EU Mitgliedstaaten, die nicht an der EWU teilnehmen, ist ausgeschlossen.

(1) EUR-11 figures are for intra-EUR-11 trade: that is they exclude trade involving the four Member States not taking part in EMU.

(1) Les données de EUR-11 concernent le commerce intra-EUR-11, c'est-à-dire excluant le commerce avec les 4 Etats membres qui ne font pas partie de l'UEM.

HANDEL EXTRA-EU NACH WAREN TRADE EXTRA-EU BY PRODUCT COMMERCE EXTRA-UE PAR PRODUIT



| | 2007 Rohstoffe CTCl 2+4 Ausfuhren Mio ECU/Euro | | | | Raw materials CTCl 2+4 Exports Mio ECU/euro | | | | | | Matières premières CTCl 2+4 Exportations Mio ECU/euro | | | | | |
|----------|--|-----------------------|-----|-----|---|-----|------|------|-----|------|---|-----|-----|-----|------|------|
| | EU-15 | EUR-11 ⁽¹⁾ | B/L | DK | D | EL | E | F | IRL | I | NL | A | P | FIN | S | UK |
| 1995 | 13660 | 14525 | 800 | 518 | 2510 | 292 | 887 | 1273 | 147 | 1085 | 2035 | 600 | 330 | 777 | 1128 | 1279 |
| 1996 | 13407 | 14189 | 740 | 456 | 2349 | 393 | 804 | 1240 | 137 | 1274 | 1965 | 587 | 294 | 761 | 1097 | 1310 |
| 1997 | 15662 | 16293 | 959 | 567 | 2723 | 389 | 1109 | 1373 | 204 | 1358 | 2325 | 514 | 301 | 952 | 1353 | 1534 |
| 1998 | 14486 | 15611 | 896 | 641 | 2511 | 317 | 1062 | 1400 | 188 | 1302 | 2169 | 509 | 247 | 806 | 1115 | 1326 |
| 1998 Jun | 1222 | 1311 | 74 | 51 | 223 | 35 | 94 | 102 | 15 | 117 | 153 | 41 | 19 | 76 | 105 | 117 |
| Jul | 1272 | 1322 | 76 | 56 | 218 | 27 | 107 | 137 | 15 | 116 | 161 | 45 | 30 | 64 | 100 | 122 |
| Aug | 1166 | 1243 | 56 | 47 | 222 | 20 | 52 | 155 | 17 | 82 | 224 | 36 | 15 | 53 | 73 | 114 |
| Sep | 1173 | 1290 | 75 | 56 | 190 | 15 | 65 | 110 | 13 | 96 | 207 | 49 | 16 | 81 | 96 | 103 |
| Oct | 1219 | 1321 | 76 | 56 | 192 | 21 | 93 | 104 | 24 | 116 | 189 | 46 | 22 | 66 | 95 | 121 |
| Nov | 1163 | 1264 | 67 | 51 | 211 | 30 | 84 | 116 | 17 | 115 | 151 | 44 | 21 | 72 | 80 | 104 |
| Dec | 1142 | 1231 | 73 | 57 | 174 | 22 | 92 | 100 | 20 | 111 | 191 | 41 | 13 | 78 | 82 | 88 |
| 1999 Jan | 1022 | 1158 | 81 | 28 | 185 | 19 | 73 | 87 | 21 | 74 | 181 | 35 | 12 | 54 | 89 | 83 |
| Feb | 1075 | 1211 | 62 | 41 | 179 | 27 | 74 | 103 | 19 | 103 | 173 | 47 | 12 | 63 | 76 | 96 |
| Mar | 1338 | 1443 | 83 | 48 | 232 | 50 | 103 | 122 | 17 | 120 | 189 | 59 | 22 | 75 | 105 | 115 |
| Apr | 1230 | 1324 | 76 | 42 | 205 | 57 | 67 | 110 | 23 | 118 | 168 | 59 | 17 | 85 | 104 | 100 |
| May | 1192 | 1273 | 83 | 46 | 194 | 42 | 77 | 108 | 22 | 133 | 163 | 37 | 25 | 64 | 97 | 102 |
| Jun | 1287 | 1339 | 79 | 43 | 224 | 29 | 85 | 112 | 28 | 127 | 169 | 55 | 17 | 70 | 118 | 130 |
| Jul | 1291 | 1350 | 68 | 34 | 245 | 21 | 94 | 163 | 24 | 137 | 162 | 32 | 22 | 68 | 88 | 133 |
| Aug | : | 1241 | 105 | 31 | 212 | : | 65 | 108 | 28 | 88 | 211 | 33 | 18 | 59 | : | 144 |

| | 2008 Rohstoffe CTCl 2+4 Einfuhren Mio ECU/Euro | | | | Raw materials CTCl 2+4 Imports Mio ECU/euro | | | | | | Matières premières CTCl 2+4 Importations Mio ECU/euro | | | | | |
|----------|--|-----------------------|------|-----|---|-----|------|------|-----|------|---|------|-----|------|-----|------|
| | EU-15 | EUR-11 ⁽¹⁾ | B/L | DK | D | EL | E | F | IRL | I | NL | A | P | FIN | S | UK |
| 1995 | 40222 | 39814 | 3128 | 439 | 8236 | 423 | 3213 | 3963 | 250 | 7169 | 4844 | 991 | 851 | 1043 | 943 | 4729 |
| 1996 | 37249 | 36465 | 2669 | 425 | 7362 | 488 | 3283 | 3447 | 262 | 6338 | 4713 | 679 | 815 | 1079 | 839 | 4851 |
| 1997 | 42689 | 41314 | 3105 | 538 | 8623 | 552 | 3953 | 3762 | 297 | 7095 | 5224 | 1041 | 830 | 1222 | 949 | 5497 |
| 1998 | 42343 | 41096 | 3162 | 575 | 8517 | 515 | 3928 | 3722 | 331 | 7008 | 5436 | 1105 | 862 | 1273 | 947 | 4961 |
| 1998 Jun | 4048 | 3918 | 310 | 51 | 808 | 53 | 376 | 376 | 29 | 686 | 514 | 99 | 87 | 98 | 90 | 472 |
| Jul | 3642 | 3568 | 246 | 39 | 784 | 47 | 312 | 334 | 27 | 626 | 480 | 92 | 84 | 118 | 82 | 371 |
| Aug | 2971 | 2801 | 233 | 55 | 707 | 31 | 282 | 230 | 24 | 296 | 413 | 81 | 46 | 103 | 75 | 395 |
| Sep | 3469 | 3293 | 253 | 50 | 693 | 37 | 265 | 277 | 34 | 608 | 454 | 91 | 67 | 88 | 74 | 478 |
| Oct | 3363 | 3295 | 253 | 37 | 657 | 36 | 315 | 294 | 36 | 567 | 440 | 100 | 64 | 112 | 77 | 375 |
| Nov | 3267 | 3143 | 272 | 42 | 619 | 34 | 377 | 268 | 24 | 512 | 395 | 89 | 62 | 96 | 76 | 400 |
| Dec | 3157 | 3121 | 229 | 47 | 695 | 40 | 281 | 259 | 28 | 464 | 444 | 82 | 56 | 108 | 70 | 354 |
| 1999 Jan | 3027 | 2921 | 220 | 42 | 575 | 25 | 309 | 296 | 25 | 483 | 382 | 76 | 70 | 92 | 77 | 355 |
| Feb | 2918 | 2900 | 218 | 41 | 611 | 34 | 279 | 232 | 25 | 481 | 332 | 82 | 62 | 118 | 61 | 341 |
| Mar | 3398 | 3297 | 250 | 45 | 622 | 40 | 315 | 296 | 31 | 597 | 390 | 109 | 68 | 106 | 82 | 448 |
| Apr | 3349 | 3268 | 235 | 43 | 651 | 36 | 311 | 303 | 31 | 577 | 413 | 100 | 65 | 96 | 82 | 405 |
| May | 3363 | 3288 | 256 | 38 | 670 | 38 | 317 | 319 | 29 | 581 | 399 | 93 | 66 | 100 | 78 | 380 |
| Jun | 3703 | 3469 | 244 | 39 | 744 | 37 | 299 | 305 | 26 | 579 | 481 | 102 | 63 | 100 | 95 | 589 |
| Jul | 3351 | 3249 | 207 | 31 | 717 | 42 | 328 | 289 | 23 | 636 | 383 | 86 | 71 | 87 | 66 | 384 |
| Aug | : | 2496 | 222 | 47 | 579 | : | 261 | 235 | 25 | 337 | 341 | 57 | 53 | 107 | : | 476 |

⁽¹⁾ Die Zahlen für EUR-11 beziehen sie sich auf extra-EUR-11 Handel : D.h. Handel zwischen EUR-11 und den 4 EU Mitgliedstaaten, die nicht an der EWU teilnehmen, ist eingeschlossen.

⁽¹⁾EUR-11 figures are for Extra-EUR-11 trade : that is they include trade between the EUR-11 and the four EU Member States not taking part in EUR-11.

⁽¹⁾ Les données de EUR-11 concernent le commerce extra-EUR-11, c'est-à-dire incluant le commerce avec les 4 Etat membres qui ne font pas partir de l'UEM.

HANDEL INTRA-EU NACH WAREN
TRADE INTRA-EU BY PRODUCT
COMMERCE INTRA-UE PAR PRODUIT



| | Energie CTCI 3 2009 Versendungen Mio ECU/Euro | | | Energy CTCI 3 Dispatches Mio ECU/euro | | | | | | | | | | Energie CTCI 3 Expéditions Mio ECU/euro | | |
|----------|--|-----------------------|------|---|------|-----|------|------|-----|-----|-------|-----|-----|---|------|-------|
| | EU-15 | EUR-11 ⁽¹⁾ | B/L | DK | D | EL | E | F | IRL | I | NL | A | P | FIN | S | UK |
| 1995 | 28623 | 17266 | 2480 | 903 | 2303 | 60 | 735 | 3387 | 135 | 504 | 9210 | 241 | 264 | 313 | 959 | 7128 |
| 1996 | 35274 | 20608 | 3083 | 1269 | 3574 | 95 | 944 | 3496 | 135 | 586 | 10508 | 305 | 193 | 554 | 1264 | 9268 |
| 1997 | 38588 | 21879 | 3140 | 1389 | 3432 | 146 | 1252 | 3798 | 169 | 963 | 10807 | 286 | 187 | 440 | 1145 | 11433 |
| 1998 | 30129 | 18262 | 2516 | 968 | 3044 | 59 | 1129 | 3340 | 130 | 832 | 8701 | 282 | 124 | 458 | 736 | 7810 |
| 1998 Jun | 2427 | 1423 | 200 | 78 | 344 | 2 | 88 | 274 | 15 | 85 | 579 | 17 | 8 | 38 | 70 | 630 |
| Jul | 2428 | 1475 | 225 | 90 | 321 | 4 | 84 | 250 | 9 | 66 | 639 | 16 | 11 | 36 | 70 | 608 |
| Aug | 2073 | 1245 | 198 | 76 | 154 | 12 | 89 | 232 | 7 | 62 | 605 | 16 | 8 | 23 | 52 | 538 |
| Sep | 2195 | 1302 | 206 | 81 | 213 | 1 | 82 | 232 | 8 | 56 | 621 | 17 | 12 | 36 | 33 | 597 |
| Oct | 2283 | 1468 | 222 | 67 | 257 | 7 | 83 | 259 | 10 | 52 | 664 | 15 | 14 | 47 | 51 | 535 |
| Nov | 2340 | 1552 | 202 | 64 | 279 | 7 | 64 | 261 | 9 | 73 | 759 | 16 | 10 | 24 | 64 | 509 |
| Dec | 2470 | 1602 | 200 | 77 | 216 | 4 | 106 | 263 | 8 | 77 | 779 | 86 | 7 | 63 | 51 | 534 |
| 1999 Jan | 2164 | 1380 | 213 | 71 | 192 | 7 | 82 | 251 | 8 | 41 | 701 | 14 | 6 | 23 | 64 | 491 |
| Feb | 2255 | 1369 | 198 | 85 | 240 | 5 | 64 | 263 | 8 | 51 | 683 | 16 | 5 | 32 | 63 | 543 |
| Mar | 2500 | 1537 | 265 | 85 | 197 | 3 | 76 | 294 | 18 | 54 | 761 | 17 | 14 | 42 | 78 | 596 |
| Apr | 2630 | 1660 | 267 | 107 | 250 | 16 | 82 | 286 | 12 | 64 | 831 | 29 | 11 | 45 | 71 | 559 |
| May | 2491 | 1570 | 273 | 90 | 223 | 10 | 100 | 267 | 8 | 65 | 764 | 18 | 17 | 34 | 63 | 558 |
| Jun | 2482 | 1656 | 272 | 97 | 288 | 13 | 102 | 264 | 9 | 76 | 771 | 19 | 22 | 50 | 68 | 432 |
| Jul | : | : | 312 | 129 | 237 | 1 | 109 | 279 | : | 95 | 687 | 24 | 16 | 44 | : | 659 |
| Aug | : | : | 342 | : | 269 | : | : | 319 | : | : | 923 | 25 | : | 54 | : | 843 |

| | Energie CTCI 3 2010 Eingänge Mio ECU/Euro | | | Energy CTCI 3 Arrivals Mio ECU/euro | | | | | | | | | | Energie CTCI 3 Arrivées Mio ECU/euro | | |
|----------|--|-----------------------|------|---|-------|-----|------|------|-----|------|------|-----|-----|--|------|------|
| | EU-15 | EUR-11 ⁽¹⁾ | B/L | DK | D | EL | E | F | IRL | I | NL | A | P | FIN | S | UK |
| 1995 | 27270 | 16996 | 5050 | 351 | 8979 | 124 | 867 | 3910 | 480 | 1224 | 2252 | 458 | 416 | 620 | 1012 | 1527 |
| 1996 | 34243 | 21638 | 6617 | 440 | 11206 | 136 | 1023 | 4406 | 674 | 1484 | 2619 | 688 | 431 | 910 | 1746 | 1862 |
| 1997 | 36320 | 23100 | 7100 | 562 | 11606 | 117 | 844 | 4958 | 667 | 1542 | 3294 | 775 | 587 | 655 | 1808 | 1804 |
| 1998 | 28315 | 18545 | 5465 | 375 | 8629 | 125 | 858 | 3758 | 577 | 1203 | 2852 | 767 | 573 | 564 | 893 | 1675 |
| 1998 Jun | 2180 | 1540 | 472 | 32 | 631 | 6 | 62 | 252 | 44 | 128 | 231 | 58 | 41 | 32 | 70 | 119 |
| Jul | 2268 | 1426 | 411 | 31 | 796 | 9 | 54 | 280 | 40 | 73 | 253 | 57 | 31 | 52 | 66 | 115 |
| Aug | 2157 | 1451 | 392 | 24 | 717 | 12 | 56 | 295 | 42 | 94 | 238 | 46 | 50 | 38 | 54 | 101 |
| Sep | 2144 | 1380 | 397 | 26 | 651 | 11 | 74 | 339 | 45 | 75 | 199 | 56 | 55 | 57 | 72 | 86 |
| Oct | 2290 | 1576 | 425 | 28 | 735 | 4 | 79 | 342 | 52 | 79 | 251 | 54 | 45 | 34 | 63 | 98 |
| Nov | 2181 | 1506 | 396 | 25 | 744 | 10 | 61 | 300 | 54 | 74 | 200 | 52 | 42 | 48 | 55 | 119 |
| Dec | 2564 | 1782 | 445 | 22 | 930 | 19 | 68 | 310 | 47 | 76 | 200 | 132 | 63 | 48 | 55 | 151 |
| 1999 Jan | 2083 | 1343 | 409 | 18 | 641 | 7 | 70 | 315 | 57 | 28 | 228 | 54 | 49 | 38 | 50 | 118 |
| Feb | 2100 | 1337 | 400 | 24 | 620 | 6 | 67 | 296 | 44 | 78 | 213 | 52 | 69 | 28 | 41 | 161 |
| Mar | 2196 | 1355 | 503 | 30 | 504 | 8 | 60 | 291 | 59 | 62 | 246 | 54 | 54 | 44 | 62 | 220 |
| Apr | 2421 | 1516 | 548 | 38 | 637 | 6 | 59 | 305 | 64 | 75 | 276 | 55 | 76 | 47 | 63 | 173 |
| May | 2405 | 1450 | 549 | 32 | 615 | 5 | 69 | 325 | 64 | 54 | 296 | 61 | 55 | 65 | 73 | 144 |
| Jun | 2519 | 1590 | 580 | 37 | 675 | 8 | 74 | 302 | 66 | 80 | 292 | 88 | 48 | 45 | 75 | 150 |
| Jul | : | : | 573 | 39 | 677 | 6 | 117 | 339 | : | 69 | 315 | 84 | 71 | 42 | : | 183 |
| Aug | : | : | 656 | : | 554 | : | : | 399 | : | : | 375 | 88 | : | 67 | : | 248 |

(¹) Die Zahlen für EUR-11 beziehen sich auf Intra-EUR-11 Handel : D.h. Handel zwischen EUR-11 und den 4 EU Mitgliedstaaten, die nicht an der EWU teilnehmen, ist ausgeschlossen.

(¹) EUR-11 figures are for intra-EUR-11 trade : that is they exclude trade involving the four Member States not taking part in EMU.

(¹) Les données de EUR-11 concernent le commerce intra-EUR-11, c'est-à-dire excluant le commerce avec les 4 Etats membres qui ne font pas partie de l'UEM.

HANDEL EXTRA-EU NACH WAREN
TRADE EXTRA-EU BY PRODUCT
COMMERCE EXTRA-UE PAR PRODUIT



| | Energie CTCI 3 2011 Ausfuhren Mio ECU/Euro | | | | Energy CTCI 3 Exports Mio ECU/euro | | | | | | | Energie CTCI 3 Exportations Mio ECU/euro | | | | | |
|----------|--|-----------------------|------|-----|--|-----|------|------|-----|------|------|--|-----|-----|-----|------|--|
| | EU-15 | EUR-11 ⁽¹⁾ | B/L | DK | D | EL | E | F | IRL | I | NL | A | P | FIN | S | UK | |
| 1995 | 13344 | 11137 | 542 | 137 | 1531 | 454 | 872 | 1745 | 13 | 1880 | 1464 | 201 | 305 | 278 | 295 | 3627 | |
| 1996 | 15440 | 13083 | 682 | 401 | 1670 | 695 | 1209 | 2169 | 11 | 2317 | 1318 | 262 | 250 | 425 | 551 | 3481 | |
| 1997 | 17110 | 14404 | 1320 | 247 | 1872 | 743 | 1207 | 2398 | 27 | 2530 | 1412 | 340 | 300 | 400 | 737 | 3575 | |
| 1998 | 13944 | 12534 | 1273 | 192 | 1435 | 587 | 1070 | 2308 | 24 | 2029 | 1335 | 279 | 225 | 259 | 370 | 2556 | |
| 1998 Jun | 1275 | 1132 | 113 | 7 | 113 | 44 | 114 | 200 | 0 | 173 | 136 | 22 | 13 | 24 | 34 | 282 | |
| Jul | 1298 | 1082 | 157 | 11 | 137 | 80 | 107 | 103 | 1 | 202 | 126 | 24 | 19 | 25 | 31 | 276 | |
| Aug | 1055 | 946 | 97 | 12 | 102 | 67 | 96 | 181 | 0 | 145 | 111 | 21 | 21 | 21 | 28 | 152 | |
| Sep | 1028 | 938 | 73 | 11 | 116 | 45 | 81 | 172 | 8 | 164 | 86 | 21 | 16 | 18 | 25 | 192 | |
| Oct | 1146 | 977 | 90 | 9 | 140 | 40 | 83 | 179 | 2 | 159 | 115 | 20 | 22 | 12 | 39 | 236 | |
| Nov | 1104 | 948 | 101 | 20 | 133 | 28 | 97 | 171 | 5 | 148 | 91 | 23 | 14 | 18 | 33 | 221 | |
| Dec | 930 | 922 | 94 | 12 | 105 | 50 | 71 | 167 | 2 | 132 | 93 | 23 | 16 | 17 | 27 | 122 | |
| 1999 Jan | 853 | 774 | 72 | 13 | 89 | 58 | 69 | 159 | 2 | 107 | 94 | 15 | 10 | 7 | 18 | 141 | |
| Feb | 879 | 828 | 66 | 13 | 98 | 50 | 65 | 160 | 3 | 122 | 81 | 16 | 12 | 14 | 22 | 156 | |
| Mar | 1067 | 988 | 92 | 10 | 121 | 45 | 74 | 183 | 4 | 152 | 90 | 24 | 11 | 34 | 20 | 207 | |
| Apr | 1196 | 991 | 72 | 18 | 135 | 49 | 76 | 162 | 3 | 147 | 96 | 25 | 22 | 35 | 23 | 334 | |
| May | 1268 | 979 | 88 | 17 | 120 | 26 | 89 | 154 | 6 | 150 | 94 | 23 | 20 | 35 | 36 | 409 | |
| Jun | 1474 | 1095 | 146 | 13 | 149 | 42 | 95 | 143 | 3 | 158 | 102 | 33 | 24 | 26 | 37 | 504 | |
| Jul | 1413 | 1056 | 97 | 38 | 169 | 39 | 98 | 85 | 8 | 194 | 113 | 22 | 27 | 34 | 43 | 446 | |
| Aug | : | 1082 | 67 | 15 | 141 | : | 114 | 125 | 9 | 184 | 100 | 31 | 21 | 24 | : | 298 | |

| | Energie CTCI 3 2012 Einfuhren Mio ECU/Euro | | | | Energy CTCI 3 Imports Mio ECU/euro | | | | | | | Energie CTCI 3 Importations Mio ECU/euro | | | | | |
|----------|--|-----------------------|------|------|--|------|------|-------|-----|-------|------|--|------|------|------|------|--|
| | EU-15 | EUR-11 ⁽¹⁾ | B/L | DK | D | EL | E | F | IRL | I | NL | A | P | FIN | S | UK | |
| 1995 | 64755 | 62093 | 2101 | 1111 | 13008 | 1286 | 6120 | 10106 | 338 | 10206 | 8205 | 1786 | 1669 | 1294 | 2049 | 5475 | |
| 1996 | 75960 | 71642 | 2123 | 1304 | 16383 | 2156 | 7569 | 10521 | 347 | 12256 | 9190 | 1765 | 1676 | 1392 | 2588 | 6691 | |
| 1997 | 85160 | 81233 | 2508 | 973 | 17910 | 1715 | 8695 | 14241 | 541 | 13038 | 9327 | 2244 | 1821 | 1980 | 2646 | 7521 | |
| 1998 | 65209 | 61964 | 2092 | 1000 | 13974 | 1822 | 6694 | 11162 | 421 | 9518 | 6799 | 1783 | 1236 | 1583 | 1834 | 5291 | |
| 1998 Jun | 5637 | 4938 | 182 | 86 | 1056 | 259 | 571 | 969 | 28 | 826 | 533 | 154 | 113 | 93 | 136 | 630 | |
| Jul | 5039 | 4949 | 171 | 68 | 1173 | 63 | 510 | 891 | 36 | 662 | 540 | 139 | 85 | 122 | 139 | 441 | |
| Aug | 4866 | 4742 | 162 | 67 | 987 | 85 | 536 | 843 | 34 | 716 | 573 | 141 | 105 | 129 | 133 | 356 | |
| Sep | 5068 | 5023 | 155 | 79 | 1246 | 101 | 468 | 800 | 46 | 769 | 600 | 148 | 111 | 113 | 111 | 322 | |
| Oct | 5341 | 4992 | 169 | 64 | 1113 | 304 | 569 | 868 | 37 | 763 | 516 | 144 | 105 | 186 | 158 | 344 | |
| Nov | 4666 | 4433 | 153 | 72 | 1002 | 112 | 486 | 821 | 30 | 712 | 434 | 133 | 96 | 102 | 148 | 366 | |
| Dec | 4560 | 4480 | 183 | 78 | 1010 | 60 | 497 | 787 | 24 | 698 | 446 | 128 | 60 | 110 | 131 | 346 | |
| 1999 Jan | 4529 | 4490 | 174 | 47 | 1012 | 87 | 392 | 773 | 32 | 695 | 494 | 129 | 103 | 139 | 127 | 325 | |
| Feb | 4049 | 4064 | 170 | 50 | 912 | 45 | 443 | 745 | 25 | 585 | 405 | 120 | 44 | 85 | 131 | 289 | |
| Mar | 4948 | 4864 | 142 | 57 | 1074 | 69 | 594 | 863 | 37 | 722 | 567 | 129 | 92 | 120 | 141 | 340 | |
| Apr | 5656 | 5619 | 205 | 62 | 1207 | 64 | 618 | 954 | 50 | 858 | 736 | 135 | 136 | 95 | 175 | 362 | |
| May | 5768 | 5730 | 133 | 71 | 1265 | 60 | 588 | 1007 | 37 | 845 | 755 | 136 | 106 | 155 | 167 | 443 | |
| Jun | 5657 | 5427 | 108 | 67 | 1040 | 86 | 552 | 1013 | 25 | 829 | 773 | 146 | 132 | 150 | 181 | 555 | |
| Jul | 6375 | 6432 | 156 | 75 | 1458 | 50 | 624 | 1068 | 51 | 971 | 832 | 161 | 179 | 161 | 193 | 395 | |
| Aug | : | 6682 | 121 | 43 | 1474 | : | 707 | 1227 | 46 | 1184 | 848 | 142 | 175 | 148 | : | 536 | |

(¹) Die Zahlen für EUR-11 beziehen sie sich auf extra-EUR-11 Handel : D.h. Handel zwischen EUR-11 und den 4 EU Mitgliedstaaten, die nicht an der EWU teilnehmen, ist eingeschlossen.

(¹) EUR-11 figures are for Extra-EUR-11 trade : that is they include trade between the EUR-11 and the four EU Member States not taking part in EUR-11.

(¹) Les données de EUR-11 concernent le commerce extra-EUR-11, c'est-à-dire incluant le commerce avec les 4 Etat membres qui ne font pas partir de l'UEM.

HANDEL INTRA-EU NACH WAREN
TRADE INTRA-EU BY PRODUCT
COMMERCE INTRA-UE PAR PRODUIT



| | Chemische Erzeugnisse CTCI 5 –Versendungen Mio ECU/Euro | | | | | | Chemicals CTCI 5 Dispatches Mio ECU/euro | | | | | | Produits chimiques CTCI 5 Expéditions Mio ECU/euro | | | | |
|----------|---|-----------------------|-------|------|-------|-----|--|-------|-------|-------|-------|------|--|------|------|-------|--|
| | 2013 | | B/L | DK | D | EL | E | F | IRL | I | NL | A | P | FIN | S | UK | |
| | EU-15 | EUR-11 ⁽¹⁾ | | | | | | | | | | | | | | | |
| 1995 | 12868 | 86206 | 18097 | 2191 | 30803 | 191 | 4233 | 20156 | 4400 | 8018 | 18484 | 2430 | 680 | 1084 | 3181 | 14920 | |
| 1996 | 132788 | 90224 | 18203 | 1692 | 30464 | 170 | 4132 | 20706 | 5602 | 8823 | 20142 | 2310 | 666 | 637 | 3466 | 15784 | |
| 1997 | 146210 | 97535 | 20636 | 2527 | 32318 | 175 | 4589 | 22640 | 7645 | 10023 | 19336 | 2732 | 763 | 1193 | 3807 | 17824 | |
| 1998 | 160171 | 108294 | 23244 | 2620 | 33026 | 217 | 4959 | 24810 | 13147 | 10330 | 20197 | 2903 | 827 | 1297 | 3335 | 19259 | |
| 1998 Jun | 14240 | 9622 | 2116 | 237 | 3000 | 18 | 461 | 2041 | 1153 | 928 | 1803 | 249 | 68 | 119 | 311 | 1736 | |
| Jul | 13929 | 9536 | 1940 | 222 | 3145 | 23 | 434 | 2027 | 1080 | 1003 | 1719 | 262 | 73 | 100 | 248 | 1652 | |
| Aug | 11100 | 7325 | 1679 | 197 | 2112 | 14 | 294 | 1721 | 1132 | 527 | 1440 | 203 | 51 | 99 | 233 | 1399 | |
| Sep | 14284 | 9734 | 2068 | 236 | 3199 | 16 | 435 | 2221 | 1118 | 910 | 1723 | 285 | 74 | 113 | 303 | 1584 | |
| Oct | 13741 | 9266 | 2082 | 239 | 2875 | 13 | 438 | 2275 | 827 | 881 | 1658 | 233 | 77 | 112 | 310 | 1620 | |
| Nov | 13477 | 9272 | 1876 | 202 | 2942 | 21 | 414 | 2035 | 1331 | 818 | 1632 | 236 | 81 | 102 | 283 | 1525 | |
| Dec | 11932 | 8142 | 1654 | 188 | 2390 | 16 | 354 | 1799 | 1258 | 844 | 1489 | 194 | 53 | 94 | 239 | 1350 | |
| 1999 Jan | 12336 | 8303 | 1926 | 227 | 2293 | 16 | 377 | 2036 | 945 | 696 | 1642 | 217 | 61 | 94 | 290 | 1516 | |
| Feb | 13180 | 9025 | 1910 | 243 | 3038 | 22 | 432 | 2143 | 787 | 860 | 1601 | 234 | 66 | 106 | 290 | 1446 | |
| Mar | 14806 | 9958 | 2334 | 264 | 2657 | 20 | 485 | 2490 | 1281 | 982 | 1738 | 273 | 69 | 118 | 360 | 1706 | |
| Apr | 13399 | 9009 | 2172 | 240 | 2428 | 20 | 457 | 2216 | 1014 | 965 | 1593 | 249 | 71 | 106 | 333 | 1535 | |
| May | 13626 | 9319 | 2075 | 235 | 2713 | 22 | 472 | 2108 | 1349 | 915 | 1583 | 234 | 73 | 112 | 299 | 1436 | |
| Jun | 14532 | 9979 | 2322 | 279 | 2840 | 22 | 505 | 2409 | 1230 | 946 | 1731 | 254 | 67 | 112 | 286 | 1529 | |
| Jul | : | : | 2072 | 236 | 2836 | 19 | 502 | 2191 | : | 1072 | 1730 | 260 | 62 | 109 | : | 1585 | |
| Aug | : | : | 1872 | : | 2570 | : | : | 1823 | : | : | 1749 | 237 | : | 100 | : | 1449 | |

| | Chemische Erzeugnisse CTCI 5 –Eingänge Mio ECU/Euro | | | | | | Chemicals CTCI 5 Arrivals Mio ECU/euro | | | | | | Produits chimiques CTCI 5 Arrivées Mio ECU/euro | | | | |
|----------|---|-----------------------|-------|------|-------|------|--|-------|------|-------|-------|------|---|------|------|-------|--|
| | 2014 | | B/L | DK | D | EL | E | F | IRL | I | NL | A | P | FIN | S | UK | |
| | EU-15 | EUR-11 ⁽¹⁾ | | | | | | | | | | | | | | | |
| 1995 | 127967 | 85314 | 13248 | 3272 | 23070 | 2065 | 8505 | 19869 | 2247 | 19050 | 11733 | 4453 | 2244 | 2154 | 4057 | 15397 | |
| 1996 | 131764 | 87727 | 13857 | 3080 | 22518 | 2176 | 9032 | 20145 | 2483 | 15862 | 13623 | 4456 | 2467 | 2213 | 4247 | 15706 | |
| 1997 | 142388 | 93257 | 15954 | 3437 | 24152 | 2415 | 9316 | 21542 | 2998 | 17952 | 11563 | 4527 | 2750 | 2570 | 4484 | 18328 | |
| 1998 | 154087 | 102055 | 19164 | 3573 | 25124 | 2538 | 10080 | 23844 | 2868 | 18586 | 12896 | 5269 | 2874 | 2612 | 4537 | 19123 | |
| 1998 Jun | 14576 | 9889 | 1756 | 314 | 2938 | 215 | 948 | 2128 | 253 | 1751 | 1217 | 460 | 251 | 233 | 406 | 1715 | |
| Jul | 13780 | 9242 | 1560 | 261 | 2817 | 237 | 874 | 2019 | 253 | 1606 | 1170 | 468 | 247 | 206 | 352 | 1712 | |
| Aug | 11293 | 7385 | 1524 | 296 | 2310 | 194 | 577 | 1595 | 219 | 931 | 1000 | 420 | 178 | 220 | 362 | 1475 | |
| Sep | 13347 | 8971 | 1820 | 309 | 2045 | 196 | 951 | 2121 | 231 | 1625 | 1136 | 457 | 249 | 218 | 395 | 1617 | |
| Oct | 13439 | 9071 | 1882 | 304 | 2257 | 162 | 896 | 2142 | 251 | 1722 | 1183 | 430 | 250 | 207 | 342 | 1603 | |
| Nov | 12793 | 8618 | 1744 | 284 | 2158 | 228 | 804 | 1952 | 242 | 1570 | 1102 | 428 | 246 | 197 | 335 | 1502 | |
| Dec | 11852 | 7970 | 1454 | 265 | 2171 | 172 | 737 | 1844 | 236 | 1431 | 1119 | 388 | 201 | 206 | 293 | 1336 | |
| 1999 Jan | 10902 | 7145 | 1368 | 274 | 1537 | 161 | 761 | 1807 | 229 | 1160 | 1005 | 423 | 219 | 178 | 310 | 1470 | |
| Feb | 12683 | 8595 | 1394 | 284 | 2417 | 153 | 836 | 1997 | 230 | 1484 | 1180 | 441 | 248 | 195 | 377 | 1466 | |
| Mar | 14398 | 9680 | 1678 | 347 | 2478 | 243 | 959 | 2249 | 292 | 1715 | 1285 | 507 | 267 | 258 | 418 | 1718 | |
| Apr | 13268 | 8873 | 1622 | 295 | 2148 | 175 | 885 | 2031 | 261 | 1740 | 1156 | 489 | 253 | 222 | 418 | 1572 | |
| May | 13198 | 8834 | 1597 | 288 | 2289 | 218 | 903 | 1842 | 298 | 1734 | 1143 | 484 | 230 | 213 | 440 | 1519 | |
| Jun | 14173 | 9450 | 1772 | 314 | 2086 | 235 | 1015 | 2203 | 303 | 1840 | 1220 | 601 | 234 | 214 | 488 | 1649 | |
| Jul | : | : | 1529 | 269 | 2593 | 196 | 912 | 2025 | : | 1845 | 1219 | 586 | 234 | 196 | : | 1719 | |
| Aug | : | : | 1413 | : | 2745 | : | : | 1598 | : | : | 1154 | 575 | : | 219 | : | 1637 | |

(1) Die Zahlen für EUR-11 beziehen sich auf Intra-EUR-11 Handel: D.h. Handel zwischen EUR-11 und den 4 EU Mitgliedstaaten, die nicht an der EWU teilnehmen, ist ausgeschlossen.

(1) EUR-11 figures are for intra-EUR-11 trade: that is they exclude trade involving the four Member States not taking part in EMU.

(1) Les données de EUR-11 concernent le commerce intra-EUR-11, c'est-à-dire excluant le commerce avec les 4 États membres qui ne font pas partie de l'UEM.

HANDEL EXTRA-EU NACH WAREN
TRADE EXTRA-EU BY PRODUCT
COMMERCE EXTRA-UE PAR PRODUIT



| | Chemische Erzeugnisse CTCI 5 –Ausfuhren Mio ECU/Euro | | | | Chemicals CTCI 5 Exports Mio ECU/euro | | | | | | | Produits chimiques CTCI 5 –Exportations Mio ECU/euro | | | | |
|----------|--|-----------------------|------|------|---|-----|------|-------|------|------|------|--|-----|------|------|-------|
| | EU-15 | EUR-11 ⁽¹⁾ | B/L | DK | D | EL | E | F | IRL | I | NL | A | P | FIN | S | UK |
| 1995 | 73462 | 79496 | 5573 | 1570 | 22147 | 214 | 2641 | 11952 | 2002 | 6167 | 6271 | 1636 | 180 | 750 | 2072 | 10289 |
| 1996 | 79093 | 85492 | 6214 | 1051 | 23437 | 315 | 2851 | 12816 | 2907 | 6759 | 6610 | 1620 | 195 | 631 | 2177 | 11510 |
| 1997 | 93048 | 98950 | 7578 | 1785 | 27345 | 398 | 2757 | 14469 | 4246 | 7476 | 7018 | 2343 | 237 | 1141 | 2486 | 13770 |
| 1998 | 95737 | 103834 | 8315 | 1864 | 28032 | 385 | 2824 | 14281 | 5949 | 7706 | 6541 | 2413 | 231 | 1096 | 2392 | 13706 |
| 1998 Jun | 8447 | 9096 | 814 | 164 | 2368 | 35 | 243 | 1263 | 491 | 674 | 589 | 213 | 20 | 104 | 231 | 1237 |
| Jul | 8590 | 9250 | 665 | 160 | 2549 | 40 | 298 | 1248 | 567 | 763 | 563 | 201 | 25 | 122 | 190 | 1200 |
| Aug | 7199 | 7685 | 736 | 144 | 2209 | 29 | 169 | 1058 | 331 | 502 | 482 | 168 | 14 | 84 | 170 | 1104 |
| Sep | 7859 | 8783 | 679 | 145 | 2261 | 34 | 213 | 1153 | 622 | 601 | 543 | 204 | 19 | 77 | 208 | 1101 |
| Oct | 7812 | 8623 | 683 | 179 | 2201 | 31 | 245 | 1153 | 554 | 669 | 537 | 199 | 15 | 73 | 176 | 1096 |
| Nov | 7345 | 8109 | 577 | 156 | 2119 | 31 | 231 | 1121 | 503 | 583 | 496 | 212 | 18 | 75 | 188 | 1035 |
| Dec | 7702 | 8209 | 646 | 142 | 2354 | 29 | 224 | 1178 | 372 | 606 | 539 | 207 | 18 | 79 | 195 | 1113 |
| 1999 Jan | 7100 | 7777 | 671 | 148 | 2067 | 20 | 180 | 1111 | 565 | 459 | 497 | 160 | 16 | 66 | 179 | 963 |
| Feb | 7493 | 8256 | 652 | 132 | 2159 | 28 | 227 | 1108 | 610 | 553 | 458 | 248 | 16 | 72 | 188 | 1043 |
| Mar | 9174 | 9758 | 838 | 176 | 2513 | 31 | 286 | 1434 | 606 | 680 | 574 | 240 | 22 | 87 | 240 | 1448 |
| Apr | 8509 | 9123 | 729 | 138 | 2481 | 33 | 254 | 1262 | 682 | 623 | 526 | 199 | 22 | 83 | 207 | 1269 |
| May | 8311 | 8995 | 722 | 142 | 2378 | 36 | 263 | 1166 | 629 | 670 | 523 | 221 | 24 | 84 | 164 | 1289 |
| Jun | 8896 | 9758 | 789 | 142 | 2600 | 44 | 268 | 1409 | 666 | 696 | 547 | 221 | 23 | 101 | 220 | 1171 |
| Jul | 9286 | 9765 | 674 | 153 | 2699 | 42 | 300 | 1427 | 865 | 811 | 576 | 148 | 26 | 104 | 208 | 1253 |
| Aug | : | 8638 | 671 | 134 | 2498 | : | 222 | 1226 | 815 | 633 | 547 | 153 | 17 | 92 | : | 1408 |

| | Chemische Erzeugnisse CTCI 5 –Einfuhren Mio ECU/Euro | | | | Chemicals CTCI 5 Imports Mio ECU/euro | | | | | | | Produits chimiques CTCI 5 Importations Mio ECU/euro | | | | |
|----------|--|-----------------------|------|-----|---|-----|------|------|------|------|------|---|-----|-----|------|------|
| | EU-15 | EUR-11 ⁽¹⁾ | B/L | DK | D | EL | E | F | IRL | I | NL | A | P | FIN | S | UK |
| 1995 | 43063 | 52125 | 4207 | 681 | 9333 | 537 | 2181 | 6391 | 977 | 5255 | 4645 | 964 | 349 | 562 | 1247 | 5734 |
| 1996 | 44337 | 54132 | 4258 | 645 | 9406 | 589 | 2139 | 6592 | 999 | 5456 | 4598 | 1098 | 348 | 410 | 1191 | 6608 |
| 1997 | 51488 | 61992 | 5272 | 711 | 10607 | 616 | 2600 | 7647 | 1292 | 6123 | 5814 | 1193 | 358 | 622 | 1295 | 7342 |
| 1998 | 55464 | 67354 | 5964 | 713 | 11682 | 643 | 2865 | 8087 | 1438 | 6257 | 6429 | 1342 | 410 | 618 | 1351 | 7664 |
| 1998 Jun | 4788 | 5939 | 535 | 65 | 1010 | 59 | 267 | 678 | 128 | 552 | 540 | 101 | 33 | 59 | 114 | 647 |
| Jul | 4906 | 5935 | 513 | 52 | 1120 | 66 | 256 | 653 | 117 | 528 | 567 | 122 | 31 | 52 | 103 | 727 |
| Aug | 3870 | 4692 | 454 | 54 | 912 | 31 | 170 | 526 | 82 | 268 | 508 | 91 | 25 | 47 | 139 | 564 |
| Sep | 4756 | 5752 | 537 | 64 | 969 | 56 | 264 | 713 | 100 | 566 | 552 | 106 | 39 | 44 | 101 | 643 |
| Oct | 4684 | 5760 | 505 | 62 | 1010 | 49 | 227 | 703 | 88 | 512 | 572 | 109 | 33 | 50 | 109 | 655 |
| Nov | 4415 | 5368 | 467 | 57 | 847 | 51 | 213 | 673 | 104 | 537 | 506 | 110 | 39 | 46 | 136 | 630 |
| Dec | 4153 | 5265 | 434 | 48 | 952 | 43 | 206 | 650 | 93 | 437 | 472 | 121 | 34 | 48 | 94 | 521 |
| 1999 Jan | 4372 | 5131 | 445 | 49 | 872 | 38 | 238 | 741 | 161 | 484 | 471 | 100 | 32 | 45 | 107 | 589 |
| Feb | 4430 | 5423 | 429 | 54 | 904 | 48 | 239 | 655 | 163 | 538 | 499 | 105 | 40 | 44 | 108 | 605 |
| Mar | 5459 | 6356 | 546 | 66 | 1186 | 56 | 272 | 812 | 104 | 646 | 577 | 119 | 47 | 56 | 129 | 842 |
| Apr | 4731 | 5736 | 499 | 56 | 932 | 51 | 261 | 736 | 140 | 558 | 486 | 96 | 40 | 54 | 111 | 712 |
| May | 4664 | 5725 | 487 | 52 | 958 | 51 | 243 | 687 | 158 | 560 | 516 | 108 | 45 | 62 | 114 | 622 |
| Jun | 5078 | 6112 | 475 | 66 | 1089 | 67 | 255 | 827 | 126 | 539 | 551 | 123 | 39 | 49 | 123 | 748 |
| Jul | 4539 | 5470 | 416 | 46 | 893 | 54 | 245 | 654 | 116 | 536 | 560 | 117 | 39 | 49 | 105 | 709 |
| Aug | : | 4683 | 507 | 52 | 938 | : | 177 | 607 | 88 | 325 | 531 | 86 | 26 | 59 | : | 773 |

⁽¹⁾ Die Zahlen für EUR-11 beziehen sie sich auf extra-EUR-11 Handel : D.h. Handel zwischen EUR-11 und den 4 EU Mitgliedstaaten, die nicht an der EWU teilnehmen, ist eingeschlossen.

⁽¹⁾EUR-11 figures are for Extra-EUR-11 trade : that is they include trade between the EUR-11 and the four EU Member States not taking part in EUR-11.

⁽¹⁾ Les données de EUR-11 concernent le commerce extra-EUR-11, c'est-à-dire incluant le commerce avec les 4 Etat membres qui ne font pas partir de l'UEM.

HANDEL INTRA-EU NACH WAREN
TRADE INTRA-EU BY PRODUCT
COMMERCE INTRA-UE PAR PRODUIT



| | Maschinen und Fahrzeuge CTCI 7 –Versendungen Mio ECU/Euro | | | | | Machinery and transport equipment CTCI 7 –Dispatches Mio ECU/euro | | | | | Machines et matériels de transport CTCI 7 –Expéditions Mio ECU/euro | | | | | |
|----------|---|-----------------------|-------|------|--------|---|-------|-------|-------|-------|---|-------|------|------|-------|-------|
| | EU-15 | EUR-11 ⁽¹⁾ | B/L | DK | D | EL | E | F | IRL | I | NL | A | P | FIN | S | UK |
| 1995 | 371221 | 239669 | 28493 | 5921 | 105921 | 313 | 22583 | 56716 | 8348 | 36637 | 28514 | 11261 | 3956 | 4933 | 13553 | 43873 |
| 1996 | 405551 | 260624 | 31588 | 6407 | 107609 | 326 | 25943 | 60475 | 9170 | 40556 | 36706 | 11645 | 5195 | 5447 | 14955 | 49528 |
| 1997 | 451379 | 278705 | 33504 | 7202 | 116992 | 335 | 26655 | 69512 | 11786 | 42635 | 41710 | 12860 | 5612 | 5983 | 15963 | 50609 |
| 1998 | 506867 | 318369 | 38170 | 7607 | 129389 | 379 | 30140 | 77892 | 14234 | 46453 | 49016 | 14560 | 6215 | 7632 | 17450 | 67728 |
| 1998 Jun | 46592 | 29151 | 3768 | 672 | 12164 | 25 | 2939 | 7288 | 1334 | 4380 | 3941 | 1256 | 566 | 625 | 1570 | 6065 |
| Jul | 42009 | 26456 | 3049 | 572 | 11598 | 45 | 2649 | 6116 | 1025 | 4557 | 3692 | 1245 | 597 | 501 | 1133 | 5229 |
| Aug | 31162 | 18554 | 2452 | 570 | 9220 | 39 | 1185 | 4098 | 1071 | 2014 | 3218 | 885 | 289 | 497 | 1193 | 4432 |
| Sep | 45299 | 28504 | 3546 | 718 | 10727 | 17 | 2766 | 7291 | 1354 | 4069 | 4999 | 1405 | 587 | 687 | 1568 | 5955 |
| Oct | 47279 | 30656 | 3453 | 661 | 12444 | 13 | 2925 | 7458 | 1267 | 4182 | 4603 | 1431 | 625 | 704 | 1633 | 5869 |
| Nov | 46337 | 29326 | 3187 | 714 | 12404 | 35 | 2635 | 6902 | 1386 | 3875 | 4605 | 1258 | 614 | 731 | 1761 | 6228 |
| Dec | 44354 | 27970 | 3162 | 710 | 11362 | 19 | 2471 | 6829 | 1497 | 4113 | 4618 | 1191 | 455 | 643 | 1485 | 5801 |
| 1999 Jan | 39476 | 25043 | 2825 | 565 | 10590 | 12 | 2331 | 6220 | 1278 | 2825 | 4224 | 1123 | 556 | 619 | 1366 | 4941 |
| Feb | 41588 | 26590 | 2897 | 560 | 10975 | 17 | 2683 | 6355 | 1313 | 3593 | 4149 | 1247 | 522 | 593 | 1585 | 5100 |
| Mar | 49542 | 31709 | 3558 | 698 | 12369 | 33 | 3116 | 7954 | 1493 | 4657 | 4962 | 1505 | 650 | 709 | 1713 | 6115 |
| Apr | 44313 | 28735 | 3294 | 595 | 11872 | 17 | 2590 | 7023 | 1330 | 4133 | 4014 | 1364 | 593 | 666 | 1608 | 5215 |
| May | 43432 | 27989 | 2941 | 701 | 11180 | 20 | 2842 | 6696 | 1245 | 4141 | 4154 | 1240 | 559 | 609 | 1421 | 5685 |
| Jun | 49119 | 31862 | 3666 | 759 | 12660 | 23 | 3188 | 7703 | 1369 | 4435 | 5086 | 1521 | 538 | 673 | 1672 | 5826 |
| Jul | : | : | 2910 | 581 | 11149 | 26 | 2706 | 7211 | : | 4546 | 3904 | 1476 | 533 | 536 | : | 5198 |
| Aug | : | : | 2817 | : | 10069 | : | : | 4431 | : | : | 3866 | 1010 | : | 534 | : | 4725 |

| | Maschinen und Fahrzeuge CTCI 7 –Eingänge Mio ECU/Euro | | | | | Machinery and transport equipment CTCI 7 –Arrivals Mio ECU/euro | | | | | Machines et matériels de transport CTCI 7 –Arrivées Mio ECU/euro | | | | | |
|----------|---|-----------------------|-------|-------|-------|---|-------|-------|------|-------|--|-------|-------|------|-------|-------|
| | EU-15 | EUR-11 ⁽¹⁾ | B/L | DK | D | EL | E | F | IRL | I | NL | A | P | FIN | S | UK |
| 1995 | 346421 | 222721 | 23675 | 9083 | 71680 | 3985 | 24939 | 60236 | 4834 | 34479 | 24715 | 14941 | 6957 | 6029 | 14204 | 46754 |
| 1996 | 384363 | 246602 | 28143 | 9279 | 75204 | 4497 | 29761 | 63980 | 5521 | 37209 | 32093 | 15868 | 8307 | 6813 | 15267 | 52421 |
| 1997 | 421691 | 260781 | 32132 | 10322 | 79682 | 4918 | 30148 | 67849 | 7157 | 43372 | 31302 | 16786 | 9174 | 7665 | 16823 | 64302 |
| 1998 | 475400 | 293201 | 36496 | 11111 | 83224 | 5526 | 35777 | 80543 | 9119 | 48096 | 38747 | 18736 | 10713 | 8860 | 16547 | 69905 |
| 1998 Jun | 43893 | 27625 | 3332 | 943 | 7986 | 405 | 3519 | 7332 | 750 | 4346 | 3417 | 1559 | 1007 | 763 | 1596 | 6937 |
| Jul | 39687 | 24913 | 2774 | 810 | 7336 | 532 | 2968 | 6452 | 821 | 3933 | 3027 | 1507 | 962 | 629 | 1209 | 6727 |
| Aug | 29495 | 17985 | 2318 | 751 | 6065 | 475 | 1602 | 4820 | 567 | 2222 | 2404 | 1336 | 606 | 640 | 1279 | 4392 |
| Sep | 42295 | 26996 | 3241 | 1058 | 7443 | 313 | 3218 | 7486 | 716 | 4389 | 3308 | 1679 | 932 | 767 | 1646 | 6099 |
| Oct | 43587 | 27969 | 3308 | 1013 | 7983 | 342 | 3566 | 7916 | 746 | 4180 | 3363 | 1758 | 1072 | 771 | 1717 | 5832 |
| Nov | 43868 | 27894 | 3299 | 1001 | 8074 | 590 | 3446 | 7328 | 831 | 4372 | 3693 | 1704 | 1115 | 867 | 1783 | 5825 |
| Dec | 43523 | 28176 | 3290 | 1031 | 8127 | 489 | 3355 | 7364 | 843 | 4842 | 3490 | 1667 | 1092 | 796 | 1591 | 5547 |
| 1999 Jan | 35796 | 22875 | 2860 | 852 | 6264 | 324 | 2942 | 6181 | 795 | 3095 | 3090 | 1446 | 746 | 641 | 1280 | 5361 |
| Feb | 39009 | 24726 | 2939 | 877 | 6267 | 373 | 3310 | 6830 | 800 | 4029 | 3148 | 1543 | 873 | 723 | 1374 | 5923 |
| Mar | 46311 | 29384 | 3482 | 1061 | 7636 | 515 | 3869 | 7756 | 878 | 5085 | 3628 | 1899 | 1023 | 894 | 1565 | 7021 |
| Apr | 41056 | 26582 | 3032 | 920 | 7011 | 406 | 3589 | 6664 | 914 | 4493 | 3345 | 1782 | 918 | 736 | 1476 | 5770 |
| May | 41241 | 26715 | 2809 | 941 | 7876 | 458 | 3845 | 6975 | 700 | 4462 | 3181 | 1687 | 953 | 674 | 1426 | 5253 |
| Jun | 45918 | 30041 | 3359 | 1036 | 7930 | 466 | 4129 | 8569 | 810 | 4810 | 3576 | 1831 | 927 | 701 | 1560 | 6215 |
| Jul | : | : | 2567 | 798 | 6933 | 457 | 3804 | 6803 | : | 4153 | 3216 | 1871 | 885 | 628 | : | 6306 |
| Aug | : | : | 2507 | : | 6423 | : | : | 5422 | : | : | 2843 | 1832 | : | 630 | : | 5290 |

⁽¹⁾ Die Zahlen für EUR-11 beziehen sich auf Intra-EUR-11 Handel : D.h. Handel zwischen EUR-11 und den 4 EU Mitgliedstaaten, die nicht an der EWU teilnehmen, ist ausgeschlossen.

⁽¹⁾ EUR-11 figures are for intra-EUR-11 trade : that is they exclude trade involving the four Member States not taking part in EMU.

⁽¹⁾ Les données de EUR-11 concernent le commerce intra-EUR-11, c'est-à-dire excluant le commerce avec les 4 Etats membres qui ne font pas partie de l'UEM.

HANDEL EXTRA-EU NACH WAREN
TRADE EXTRA-EU BY PRODUCT
COMMERCE EXTRA-UE PAR PRODUIT



| | Maschinen und Fahrzeuge CTCI 7 –Ausfuhren Mio ECU/Euro | | | | Machinery and transport equipment CTCI 7 –Exports Mio ECU/euro | | | | | | | Machines et matériels de transport CTCI 7 –Exportations Mio ECU/euro | | | | |
|----------|--|-----------------------|-------|------|--|-----|------|-------|------|-------|-------|--|------|------|-------|-------|
| | 2019 | | BL | DK | D | EL | E | F | IRL | I | NL | A | P | FIN | S | UK |
| | EU-15 | EUR-11 ⁽¹⁾ | | | | | | | | | | | | | | |
| 1995 | 25921 | 271310 | 7495 | 4211 | 89859 | 350 | 8190 | 41675 | 3533 | 30392 | 9527 | 5993 | 736 | 6117 | 14092 | 33749 |
| 1996 | 282986 | 295759 | 7265 | 4137 | 95987 | 423 | 9433 | 43838 | 4293 | 35595 | 10774 | 6746 | 939 | 7178 | 16674 | 39705 |
| 1997 | 331115 | 342763 | 9400 | 4461 | 109964 | 528 | 9918 | 50840 | 5968 | 37512 | 12647 | 8565 | 1001 | 8383 | 18827 | 53081 |
| 1998 | 344325 | 368489 | 10530 | 4617 | 116697 | 590 | 9994 | 57137 | 7004 | 37961 | 14981 | 9028 | 1057 | 8868 | 17196 | 43766 |
| 1998 Jun | 30316 | 33304 | 920 | 418 | 9581 | 51 | 942 | 5440 | 655 | 3766 | 1295 | 763 | 81 | 751 | 1451 | 4203 |
| Jul | 31991 | 34186 | 862 | 406 | 10821 | 50 | 985 | 5334 | 644 | 3855 | 1409 | 819 | 99 | 784 | 1360 | 4562 |
| Aug | 24430 | 25627 | 691 | 344 | 9020 | 37 | 523 | 3344 | 488 | 2767 | 1073 | 618 | 67 | 661 | 1153 | 3643 |
| Sep | 28479 | 30836 | 935 | 548 | 9755 | 50 | 715 | 5102 | 688 | 2536 | 1326 | 806 | 85 | 761 | 1563 | 3608 |
| Oct | 29930 | 32432 | 910 | 389 | 10286 | 64 | 913 | 4903 | 610 | 3132 | 1371 | 843 | 92 | 926 | 1531 | 3960 |
| Nov | 29967 | 32433 | 949 | 412 | 10396 | 57 | 841 | 5168 | 603 | 3247 | 1386 | 847 | 79 | 646 | 1592 | 3745 |
| Dec | 29171 | 31531 | 906 | 430 | 9635 | 60 | 743 | 5281 | 603 | 3012 | 1379 | 793 | 79 | 731 | 1575 | 3945 |
| 1999 Jan | 21737 | 24670 | 658 | 316 | 7719 | 29 | 577 | 3025 | 540 | 2124 | 1159 | 541 | 71 | 599 | 1091 | 2980 |
| Feb | 24639 | 27299 | 829 | 416 | 8454 | 37 | 648 | 3994 | 670 | 2433 | 1180 | 709 | 69 | 568 | 1259 | 3385 |
| Mar | 31211 | 34088 | 942 | 465 | 10610 | 42 | 935 | 5404 | 730 | 2955 | 1583 | 857 | 81 | 709 | 1484 | 4405 |
| Apr | 28142 | 30626 | 802 | 383 | 9659 | 37 | 727 | 4952 | 631 | 2809 | 1383 | 803 | 66 | 649 | 1379 | 3861 |
| May | 26696 | 28757 | 846 | 323 | 9044 | 60 | 848 | 4080 | 599 | 2872 | 1300 | 738 | 82 | 741 | 1451 | 3711 |
| Jun | 31510 | 34243 | 852 | 331 | 9964 | 58 | 1109 | 6168 | 809 | 3446 | 1310 | 807 | 79 | 720 | 1664 | 4192 |
| Jul | 32679 | 34735 | 717 | 329 | 11681 | 60 | 1031 | 5920 | 754 | 3719 | 1407 | 652 | 87 | 664 | 1376 | 4281 |
| Aug | : | 25900 | 633 | 299 | 8899 | : | 666 | 4148 | 715 | 2539 | 1263 | 507 | 61 | 574 | : | 4287 |

| | Maschinen und Fahrzeuge CTCI 7 –Einfuhren Mio ECU/Euro | | | | Machinery and transport equipment CTCI 7 –Imports Mio ECU/euro | | | | | | | Machines et matériels de transport CTCI 7 –Importations Mio ECU/euro | | | | |
|----------|--|-----------------------|-------|------|--|------|------|-------|------|-------|-------|--|------|------|------|-------|
| | 2020 | | BL | DK | D | EL | E | F | IRL | I | NL | A | P | FIN | S | UK |
| | EU-15 | EUR-11 ⁽¹⁾ | | | | | | | | | | | | | | |
| 1995 | 173365 | 177360 | 7489 | 2597 | 47172 | 1441 | 6118 | 25225 | 5471 | 11646 | 16467 | 3698 | 1527 | 2872 | 5587 | 36054 |
| 1996 | 189048 | 193545 | 7777 | 2783 | 49123 | 2172 | 6417 | 27239 | 5478 | 12203 | 20109 | 4326 | 1523 | 3053 | 6052 | 40792 |
| 1997 | 229481 | 228787 | 9514 | 3024 | 56009 | 2238 | 7622 | 33507 | 7283 | 13887 | 25824 | 5228 | 1889 | 3538 | 7105 | 52812 |
| 1998 | 266115 | 267400 | 10698 | 3569 | 67053 | 2455 | 8628 | 38293 | 9620 | 16827 | 32831 | 5819 | 2189 | 4132 | 7110 | 56692 |
| 1998 Jun | 22888 | 23351 | 977 | 248 | 5608 | 392 | 879 | 3334 | 825 | 1500 | 2915 | 481 | 171 | 294 | 617 | 4686 |
| Jul | 21047 | 21129 | 817 | 211 | 5442 | 206 | 749 | 3074 | 702 | 1577 | 2290 | 490 | 190 | 304 | 452 | 4544 |
| Aug | 18985 | 18033 | 780 | 258 | 4838 | 375 | 514 | 2305 | 729 | 907 | 2433 | 402 | 175 | 336 | 528 | 4403 |
| Sep | 23544 | 24002 | 858 | 300 | 5931 | 124 | 743 | 3801 | 778 | 1513 | 3122 | 562 | 157 | 356 | 628 | 4672 |
| Oct | 24197 | 24957 | 866 | 304 | 6352 | 211 | 753 | 3589 | 899 | 1431 | 3183 | 626 | 199 | 345 | 670 | 4770 |
| Nov | 23904 | 24681 | 885 | 329 | 6011 | 144 | 753 | 3550 | 954 | 1551 | 3194 | 474 | 187 | 360 | 674 | 4850 |
| Dec | 22838 | 23852 | 1006 | 252 | 6061 | 221 | 744 | 3127 | 871 | 1337 | 2984 | 459 | 210 | 363 | 606 | 4596 |
| 1999 Jan | 21546 | 21113 | 826 | 280 | 5304 | 135 | 812 | 3283 | 807 | 1266 | 2715 | 525 | 198 | 291 | 568 | 4535 |
| Feb | 21825 | 21759 | 919 | 287 | 5875 | 175 | 687 | 2789 | 727 | 1448 | 2637 | 484 | 149 | 308 | 623 | 4718 |
| Mar | 26891 | 27442 | 1188 | 368 | 7146 | 318 | 999 | 4163 | 884 | 1727 | 3327 | 671 | 233 | 339 | 683 | 4846 |
| Apr | 24725 | 24401 | 890 | 293 | 6791 | 198 | 849 | 3667 | 839 | 1650 | 2649 | 548 | 208 | 407 | 639 | 5096 |
| May | 24197 | 24697 | 948 | 257 | 6166 | 317 | 1142 | 3589 | 847 | 1575 | 2920 | 473 | 229 | 360 | 674 | 4699 |
| Jun | 25109 | 25475 | 847 | 299 | 6491 | 300 | 905 | 3639 | 993 | 1778 | 3092 | 633 | 211 | 285 | 641 | 4995 |
| Jul | 24104 | 22973 | 862 | 274 | 6284 | 214 | 943 | 3371 | 868 | 1687 | 2566 | 515 | 232 | 310 | 537 | 5440 |
| Aug | : | 19878 | 788 | 252 | 5870 | : | 642 | 2856 | 841 | 1011 | 2874 | 544 | 168 | 320 | : | 4929 |

(1) Die Zahlen für EUR-11 beziehen sie sich auf extra-EUR-11 Handel : D.h. Handel zwischen EUR-11 und den 4 EU Mitgliedstaaten, die nicht an der EWU teilnehmen, ist eingeschlossen.

(1) EUR-11 figures are for Extra-EUR-11 trade : that is they include trade between the EUR-11 and the four EU Member States not taking part in EUR-11.

(1) Les données de EUR-11 concernent le commerce extra-EUR-11, c'est-à-dire incluant le commerce avec les 4 Etat membres qui ne font pas partie de l'UEM.

HANDEL INTRA-EU NACH WAREN
TRADE INTRA-EU BY PRODUCT
COMMERCE INTRA-UE PAR PRODUIT



| | Andere verschiedene Fertigwaren CTCI 6+8 Versendungen-Mio ECU/Euro | | | | | Other manufactured articles CTCI 6+8 Dispatches -Mio ECU/euro | | | | | Autres articles manufacturés CTCI 6+8 Expéditions -Mio ECU/euro | | | | | |
|----------|--|-----------------------|-------|------|-------|---|-------|-------|------|-------|---|-------|------|------|-------|-------|
| | EU-15 | EUR-11 ⁽¹⁾ | B/L | DK | D | EL | E | F | IRL | I | NL | A | P | FIN | S | UK |
| 1995 | 306697 | 209001 | 34054 | 7989 | 63043 | 2392 | 13577 | 37805 | 5627 | 47400 | 25477 | 12398 | 7322 | 8916 | 12513 | 28185 |
| 1996 | 315239 | 212990 | 34072 | 7801 | 61342 | 2219 | 14865 | 38150 | 5883 | 49514 | 30878 | 11520 | 7946 | 7877 | 13054 | 30117 |
| 1997 | 334525 | 222142 | 36620 | 8128 | 64747 | 2428 | 15662 | 41014 | 6081 | 51810 | 28973 | 13809 | 8641 | 9292 | 13614 | 33706 |
| 1998 | 355316 | 238750 | 41355 | 8470 | 66735 | 2364 | 16985 | 43767 | 6130 | 52217 | 34748 | 15539 | 8945 | 9973 | 13196 | 34891 |
| 1998 Jun | 31936 | 21704 | 3711 | 745 | 6275 | 143 | 1521 | 3899 | 580 | 4882 | 2995 | 1326 | 752 | 822 | 1145 | 3143 |
| Jul | 31644 | 21681 | 3306 | 616 | 6439 | 231 | 1494 | 3770 | 507 | 5554 | 2855 | 1317 | 969 | 767 | 905 | 2914 |
| Aug | 23744 | 15188 | 2651 | 760 | 5264 | 186 | 939 | 2604 | 389 | 2533 | 2562 | 1057 | 470 | 763 | 1003 | 2565 |
| Sep | 31533 | 21111 | 3832 | 834 | 5632 | 150 | 1502 | 4079 | 562 | 4410 | 3189 | 1423 | 734 | 894 | 1133 | 3157 |
| Oct | 32243 | 21991 | 3650 | 773 | 6623 | 126 | 1529 | 4042 | 565 | 4655 | 3145 | 1415 | 802 | 887 | 1124 | 2906 |
| Nov | 29644 | 20011 | 3273 | 745 | 5844 | 286 | 1406 | 3711 | 583 | 4086 | 2855 | 1427 | 765 | 803 | 1062 | 2797 |
| Dec | 26837 | 18185 | 3397 | 602 | 5161 | 169 | 1179 | 3110 | 528 | 4118 | 2700 | 1109 | 652 | 749 | 903 | 2460 |
| 1999 Jan | 26958 | 18327 | 3385 | 744 | 4977 | 183 | 1272 | 3505 | 473 | 3483 | 2729 | 1131 | 748 | 726 | 1031 | 2573 |
| Feb | 28459 | 19336 | 3357 | 727 | 5284 | 176 | 1422 | 3645 | 449 | 4104 | 2815 | 1189 | 744 | 771 | 1022 | 2753 |
| Mar | 32396 | 21824 | 4112 | 809 | 5316 | 173 | 1566 | 4208 | 592 | 4874 | 3186 | 1428 | 822 | 885 | 1197 | 3228 |
| Apr | 28928 | 19919 | 3563 | 658 | 5749 | 167 | 1370 | 3631 | 469 | 4246 | 2776 | 1220 | 702 | 809 | 1076 | 2492 |
| May | 27840 | 18847 | 3114 | 643 | 5350 | 160 | 1356 | 3454 | 510 | 4113 | 2653 | 1226 | 684 | 808 | 1029 | 2740 |
| Jun | 31842 | 21705 | 3855 | 741 | 5803 | 165 | 1575 | 4059 | 588 | 4882 | 2974 | 1500 | 703 | 806 | 1109 | 3082 |
| Jul | : | : | 3590 | 602 | 5597 | 166 | 1531 | 3654 | : | 5253 | 2750 | 1402 | 793 | 728 | : | 2772 |
| Aug | : | : | 2915 | : | 5461 | : | : | 2771 | : | : | 2681 | 1209 | : | 819 | : | 2591 |

| | Andere verschiedene Fertigwaren CTCI 6+8 Eingänge -Mio ECU/Euro | | | | | Other manufactured articles CTCI 6+8 Arrivals -Mio ECU/euro | | | | | Autres articles manufacturés CTCI 6+8 Arrivées -Mio ECU/euro | | | | | |
|----------|---|-----------------------|-------|------|-------|---|-------|-------|------|-------|--|-------|------|------|-------|-------|
| | EU-15 | EUR-11 ⁽¹⁾ | B/L | DK | D | EL | E | F | IRL | I | NL | A | P | FIN | S | UK |
| 1995 | 281983 | 190180 | 25962 | 8712 | 62035 | 4759 | 16158 | 47030 | 4621 | 25077 | 22813 | 14662 | 6244 | 3977 | 9515 | 30417 |
| 1996 | 292537 | 197000 | 26800 | 8330 | 60439 | 4604 | 17371 | 46960 | 5235 | 25161 | 29249 | 14867 | 6951 | 4069 | 9681 | 32821 |
| 1997 | 307190 | 201155 | 28903 | 9024 | 61400 | 4918 | 17950 | 49833 | 5832 | 28449 | 23363 | 15606 | 7886 | 4682 | 10348 | 38997 |
| 1998 | 328764 | 218346 | 31141 | 9860 | 60340 | 5093 | 20085 | 54469 | 6008 | 29340 | 30584 | 16235 | 8599 | 4882 | 10531 | 41597 |
| 1998 Jun | 29382 | 19560 | 2851 | 866 | 5633 | 354 | 1822 | 4869 | 519 | 2747 | 2697 | 1312 | 733 | 412 | 850 | 3716 |
| Jul | 28980 | 19439 | 2427 | 759 | 6076 | 494 | 1658 | 4704 | 494 | 2515 | 2643 | 1461 | 771 | 387 | 739 | 3851 |
| Aug | 23282 | 14916 | 2333 | 776 | 5187 | 422 | 1166 | 3416 | 448 | 1350 | 2187 | 1216 | 499 | 394 | 883 | 3006 |
| Sep | 28975 | 19355 | 2844 | 901 | 4891 | 393 | 1891 | 4863 | 553 | 2753 | 2710 | 1494 | 792 | 431 | 961 | 3497 |
| Oct | 29805 | 20032 | 2688 | 937 | 6120 | 329 | 1785 | 5024 | 560 | 2408 | 2668 | 1507 | 810 | 437 | 952 | 3580 |
| Nov | 27955 | 18617 | 2416 | 868 | 5442 | 547 | 1748 | 4648 | 563 | 2303 | 2519 | 1429 | 761 | 407 | 895 | 3409 |
| Dec | 26565 | 18213 | 2411 | 714 | 5577 | 374 | 1653 | 4337 | 486 | 2722 | 2395 | 1191 | 672 | 352 | 743 | 2938 |
| 1999 Jan | 23866 | 15999 | 2375 | 752 | 4421 | 259 | 1461 | 4200 | 461 | 1809 | 2294 | 1234 | 616 | 320 | 744 | 2920 |
| Feb | 26125 | 17578 | 2620 | 780 | 4743 | 374 | 1641 | 4503 | 466 | 2138 | 2443 | 1364 | 699 | 391 | 887 | 3077 |
| Mar | 29875 | 19872 | 3089 | 916 | 4723 | 470 | 1914 | 5141 | 538 | 2708 | 2788 | 1585 | 814 | 444 | 1010 | 3736 |
| Apr | 26805 | 18299 | 2377 | 731 | 4946 | 329 | 1661 | 4572 | 478 | 2565 | 2446 | 1492 | 717 | 401 | 870 | 3220 |
| May | 26074 | 17497 | 2423 | 739 | 4841 | 322 | 1768 | 4398 | 469 | 2359 | 2328 | 1434 | 695 | 376 | 850 | 3072 |
| Jun | 29063 | 19525 | 2867 | 806 | 4933 | 518 | 1916 | 4983 | 521 | 2771 | 2594 | 1713 | 679 | 377 | 876 | 3507 |
| Jul | : | : | 2425 | 690 | 4786 | 324 | 1775 | 4451 | : | 2353 | 2426 | 1867 | 625 | 350 | : | 3414 |
| Aug | : | : | 2403 | : | 4734 | : | : | 3574 | : | : | 2354 | 1682 | : | 383 | : | 2957 |

(¹) Die Zahlen für EUR-11 beziehen sich auf Intra-EUR-11 Handel : D.h. Handel zwischen EUR-11 und den 4 EU Mitgliedstaaten, die nicht an der EWU teilnehmen, ist ausgeschlossen.

(¹) EUR-11 figures are for intra-EUR-11 trade : that is they exclude trade involving the four Member States not taking part in EMU.


(¹) Les données de EUR-11 concernent le commerce intra-EUR-11, c'est-à-dire excluant le commerce avec les 4 Etats membres qui ne font pas partie de l'UEM.

HANDEL EXTRA-EU NACH WAREN
TRADE EXTRA-EU BY PRODUCT
COMMERCE EXTRA-UE PAR PRODUIT



| | Andere verschiedene Fertigwaren CTCI 6+8 Ausfuhren –Mio ECU/Euro | | | | | Other manufactured articles CTCI 6+8 Exports –Mio ECU/euro | | | | | Autres articles manufacturés CTCI 6+8 Exportations –Mio ECU/euro | | | | | |
|----------|--|--------|-------|------|-------|--|------|-------|------|-------|--|------|------|------|------|-------|
| | EU-15 | EUR-11 | B/L | DK | D | EL | E | F | IRL | I | NL | A | P | FIN | S | UK |
| 1995 | 167591 | 182751 | 13132 | 2794 | 42214 | 1285 | 8273 | 20213 | 1310 | 32413 | 6216 | 5954 | 1613 | 4796 | 6727 | 20651 |
| 1996 | 182107 | 195368 | 13772 | 2870 | 43679 | 1460 | 9290 | 21404 | 1640 | 37608 | 6677 | 5868 | 1728 | 4646 | 7451 | 24015 |
| 1997 | 203622 | 216632 | 15703 | 3322 | 48966 | 1834 | 9276 | 22582 | 2079 | 40981 | 7800 | 7332 | 1848 | 5558 | 8163 | 28179 |
| 1998 | 202369 | 220343 | 14973 | 3510 | 50677 | 1641 | 9056 | 23067 | 2318 | 40078 | 7740 | 7373 | 1868 | 5546 | 7911 | 26608 |
| 1998 Jun | 17832 | 19242 | 1430 | 319 | 4262 | 139 | 800 | 2059 | 201 | 3413 | 750 | 611 | 161 | 499 | 715 | 2474 |
| Jul | 19285 | 21107 | 1545 | 274 | 4698 | 153 | 941 | 2268 | 233 | 3996 | 730 | 685 | 233 | 483 | 563 | 2485 |
| Aug | 14596 | 15535 | 822 | 307 | 3914 | 110 | 510 | 1415 | 154 | 3012 | 549 | 534 | 118 | 464 | 594 | 2093 |
| Sep | 16639 | 18431 | 1294 | 340 | 4199 | 151 | 660 | 1886 | 211 | 3113 | 644 | 681 | 145 | 451 | 711 | 2153 |
| Oct | 17652 | 19552 | 1163 | 349 | 4425 | 168 | 850 | 2127 | 200 | 3498 | 649 | 704 | 161 | 452 | 680 | 2226 |
| Nov | 16619 | 18124 | 1164 | 316 | 4484 | 157 | 726 | 1851 | 216 | 3089 | 632 | 677 | 143 | 400 | 636 | 2128 |
| Dec | 15820 | 17306 | 1155 | 261 | 4016 | 156 | 752 | 1922 | 176 | 3071 | 631 | 533 | 135 | 397 | 596 | 2019 |
| 1999 Jan | 12982 | 14601 | 1126 | 253 | 3326 | 88 | 551 | 1533 | 194 | 2366 | 513 | 427 | 124 | 341 | 530 | 1610 |
| Feb | 14915 | 16468 | 1208 | 275 | 3682 | 109 | 674 | 1763 | 249 | 2832 | 549 | 564 | 132 | 369 | 614 | 1894 |
| Mar | 18131 | 19785 | 1506 | 333 | 4625 | 118 | 822 | 2041 | 179 | 3532 | 744 | 585 | 162 | 422 | 718 | 2342 |
| Apr | 16187 | 17654 | 1165 | 274 | 4164 | 115 | 729 | 1895 | 199 | 3110 | 628 | 597 | 149 | 403 | 689 | 2072 |
| May | 15941 | 17282 | 1361 | 280 | 3817 | 112 | 711 | 1753 | 195 | 3268 | 614 | 575 | 158 | 409 | 599 | 2090 |
| Jun | 18181 | 19697 | 1588 | 321 | 4660 | 149 | 761 | 2083 | 238 | 3346 | 765 | 639 | 149 | 428 | 739 | 2316 |
| Jul | 18774 | 20206 | 1652 | 279 | 4799 | 134 | 897 | 2196 | 256 | 3702 | 785 | 482 | 215 | 412 | 577 | 2387 |
| Aug | : | 14788 | 922 | 301 | 3813 | : | 648 | 1575 | 186 | 2816 | 625 | 421 | 123 | 454 | : | 2301 |

| | Andere verschiedene Fertigwaren CTCI 6+8 Einfuhren –Mio ECU/Euro | | | | | Other manufactured articles CTCI 6+8 –Imports Mio ECU/euro | | | | | Autres articles manufacturés CTCI 6+8 –Importations Mio ECU/euro | | | | | |
|----------|--|--------|-------|------|-------|--|------|-------|------|-------|--|------|------|------|------|-------|
| | EU-15 | EUR-11 | B/L | DK | D | EL | E | F | IRL | I | NL | A | P | FIN | S | UK |
| 1995 | 164854 | 163707 | 13880 | 2964 | 49856 | 1789 | 5427 | 18297 | 1239 | 17221 | 12595 | 3934 | 1114 | 1744 | 4646 | 30147 |
| 1996 | 169450 | 167044 | 14909 | 3090 | 48981 | 1979 | 5538 | 18411 | 1388 | 17040 | 13347 | 4476 | 1133 | 1721 | 4738 | 32699 |
| 1997 | 196473 | 188147 | 16852 | 3629 | 53708 | 2567 | 7006 | 20719 | 1872 | 20098 | 16800 | 4931 | 1362 | 2052 | 5281 | 39596 |
| 1998 | 211220 | 200261 | 17869 | 3919 | 56904 | 2547 | 7871 | 22071 | 2039 | 22330 | 18825 | 5411 | 1626 | 1977 | 5625 | 42205 |
| 1998 Jun | 18312 | 17777 | 1683 | 319 | 4855 | 226 | 645 | 2066 | 166 | 1971 | 1605 | 460 | 134 | 157 | 449 | 3578 |
| Jul | 18712 | 17794 | 1580 | 308 | 5157 | 234 | 736 | 2034 | 164 | 2083 | 1579 | 463 | 145 | 157 | 403 | 3671 |
| Aug | 15983 | 14860 | 1419 | 364 | 4509 | 189 | 475 | 1578 | 157 | 1172 | 1551 | 413 | 120 | 186 | 510 | 3339 |
| Sep | 19113 | 17892 | 1539 | 382 | 5064 | 257 | 776 | 1892 | 173 | 2123 | 1632 | 492 | 156 | 178 | 525 | 3926 |
| Oct | 17806 | 17327 | 1556 | 350 | 4930 | 214 | 672 | 1770 | 171 | 1900 | 1559 | 483 | 144 | 166 | 485 | 3403 |
| Nov | 16886 | 16166 | 1392 | 303 | 4655 | 216 | 652 | 1721 | 156 | 1720 | 1495 | 492 | 120 | 146 | 475 | 3344 |
| Dec | 15919 | 15657 | 1256 | 300 | 4699 | 190 | 604 | 1718 | 124 | 1545 | 1477 | 409 | 107 | 136 | 400 | 2952 |
| 1999 Jan | 16083 | 15363 | 1476 | 338 | 4192 | 150 | 688 | 1751 | 186 | 1744 | 1510 | 366 | 123 | 133 | 434 | 2991 |
| Feb | 16493 | 16005 | 1411 | 330 | 4462 | 186 | 690 | 1783 | 160 | 1855 | 1518 | 424 | 111 | 161 | 450 | 2952 |
| Mar | 19375 | 18459 | 1712 | 380 | 5113 | 225 | 777 | 2063 | 201 | 2082 | 1802 | 505 | 144 | 190 | 530 | 3652 |
| Apr | 16894 | 15919 | 1450 | 292 | 4615 | 186 | 665 | 1750 | 159 | 1797 | 1384 | 459 | 134 | 150 | 461 | 3393 |
| May | 17025 | 16360 | 1504 | 285 | 4426 | 205 | 674 | 1792 | 194 | 1863 | 1543 | 483 | 131 | 155 | 491 | 3279 |
| Jun | 19074 | 17950 | 1680 | 327 | 4911 | 241 | 758 | 2133 | 172 | 2016 | 1655 | 497 | 146 | 151 | 475 | 3912 |
| Jul | 19580 | 17647 | 1596 | 322 | 5188 | 204 | 830 | 2137 | 241 | 2164 | 1677 | 423 | 145 | 155 | 407 | 4091 |
| Aug | : | 15170 | 1456 | 395 | 4756 | : | 776 | 1906 | 207 | 1279 | 1662 | 339 | 119 | 165 | : | 3957 |



Verbraucherpreise
Consumer prices
Prix à la consommation



HARMONISIERTE VERBRAUCHERPREISINDIZES
HARMONIZED INDICES OF CONSUMER PRICES
INDICES HARMONISÉS DES PRIX À LA CONSOMMATION



| | 2101 Gesamtindex 1996 = 100 | | | | | | | | | | | | | | | | |
|----------|--------------------------------|--------|-------|-------|-------|-------|-------|-------|-------|-------|-------|-------|-------|-------|-------|-------|-------|
| | EU-15 | EUR-11 | B | DK | D | EL | E | F | IRL | I | L | NL | A | P | FIN | S | UK |
| 1995 | 97.7 | 97.9 | 98.3 | 98.0 | 98.8 | 92.7 | 96.6 | 98.0 | 97.9 | 96.2 | 98.8 | 98.6 | 98.3 | 97.2 | 98.9 | 99.2 | 97.6 |
| 1996 | 100.0 | 100.0 | 100.0 | 100.0 | 100.0 | 100.0 | 100.0 | 100.0 | 100.0 | 100.0 | 100.0 | 100.0 | 100.0 | 100.0 | 100.0 | 100.0 | 100.0 |
| 1997 | 101.7 | 101.6 | 101.5 | 101.9 | 101.5 | 105.4 | 101.9 | 101.3 | 101.2 | 101.9 | 101.4 | 101.9 | 101.2 | 101.9 | 101.2 | 101.9 | 101.8 |
| 1998 | 103.0 | 102.7 | 102.4 | 103.3 | 102.1 | 110.2 | 103.7 | 102.0 | 103.4 | 103.9 | 102.4 | 103.7 | 102.0 | 104.2 | 102.6 | 102.9 | 103.4 |
| 1998 Jul | 103.2 | 102.9 | 103.0 | 103.3 | 102.7 | 109.3 | 103.9 | 101.9 | 103.7 | 104.0 | 102.5 | 103.2 | 101.9 | 104.7 | 102.5 | 102.9 | 103.1 |
| Aug | 103.2 | 102.9 | 102.6 | 103.2 | 102.6 | 109.4 | 104.2 | 102.0 | 103.9 | 104.1 | 102.5 | 103.2 | 101.9 | 104.6 | 102.7 | 102.3 | 103.5 |
| Sep | 103.3 | 102.9 | 102.5 | 103.6 | 102.2 | 111.6 | 104.2 | 102.1 | 104.2 | 104.1 | 102.5 | 104.2 | 101.7 | 104.4 | 103.1 | 102.9 | 104.0 |
| Oct | 103.3 | 102.8 | 102.5 | 103.5 | 102.0 | 111.6 | 104.2 | 102.0 | 104.1 | 104.3 | 102.5 | 104.5 | 101.9 | 104.7 | 103.0 | 103.2 | 103.9 |
| Nov | 103.3 | 102.8 | 102.5 | 103.6 | 102.0 | 111.5 | 104.1 | 101.9 | 104.1 | 104.4 | 102.6 | 104.5 | 102.0 | 105.3 | 102.7 | 103.0 | 104.0 |
| Dec | 103.4 | 102.9 | 102.4 | 103.4 | 102.0 | 112.1 | 104.4 | 102.0 | 104.4 | 104.5 | 102.5 | 104.1 | 102.2 | 105.7 | 102.6 | 102.9 | 104.3 |
| 1999 Jan | 103.2 | 102.8 | 102.8 | 103.6 | 101.9 | 110.8 | 104.7 | 101.7 | 103.6 | 104.6 | 100.8 | 104.1 | 102.1 | 105.3 | 102.4 | 102.5 | 103.7 |
| Feb | 103.5 | 103.1 | 103.0 | 104.1 | 102.1 | 110.2 | 104.8 | 102.0 | 104.3 | 104.8 | 102.7 | 104.8 | 102.3 | 105.3 | 102.8 | 102.6 | 103.9 |
| Mar | 103.8 | 103.4 | 103.1 | 104.7 | 102.3 | 112.7 | 105.2 | 102.4 | 104.6 | 105.0 | 102.8 | 105.9 | 102.4 | 105.7 | 103.0 | 103.2 | 104.4 |
| Apr | 104.2 | 103.7 | 103.5 | 105.0 | 102.7 | 113.9 | 105.6 | 102.7 | 105.2 | 105.2 | 103.3 | 106.2 | 102.4 | 106.4 | 103.9 | 103.4 | 104.9 |
| May | 104.3 | 103.8 | 103.7 | 105.4 | 102.7 | 113.8 | 105.6 | 102.7 | 105.9 | 105.5 | 103.6 | 106.2 | 102.5 | 106.5 | 104.2 | 103.7 | 105.2 |
| Jun | 104.3 | 103.8 | 103.5 | 105.7 | 102.8 | 113.7 | 105.6 | 102.7 | 106.2 | 105.5 | 103.5 | 105.7 | 102.1 | 106.7 | 104.2 | 103.6 | 105.1 |
| Jul | 104.3 | 104.0 | 103.7 | 105.4 | 103.3 | 111.3 | 106.1 | 102.3 | 105.7 | 105.8 | 102.2 | 105.1 | 102.2 | 106.7 | 103.9 | 103.1 | 104.4 |
| Aug | 104.4 | 104.1 | 103.5 | 105.7 | 103.3 | 111.2 | 106.6 | 102.5 | 106.4 | 105.8 | 103.9 | 105.8 | 102.4 | 106.5 | 104.0 | 103.1 | 104.8 |
| Sep | 104.6 | 104.1 | 103.8 | 106.1 | 103.0 | 113.3 | 106.8 | 102.7 | 106.9 | 106.1 | 104.1 | 106.3 | 102.3 | 106.4 | 104.5 | 104.0 | 105.2 |

| | 2102 Nahrungsmittel und Alkoholfreie Getränke 1996 = 100 | | | | | | | | | | | | | | | | |
|----------|--|--------|-------|-------|-------|-------|-------|-------|-------|-------|-------|-------|-------|-------|-------|-------|-------|
| | EU-15 | EUR-11 | B | DK | D | EL | E | F | IRL | I | L | NL | A | P | FIN | S | UK |
| 1995 | 98.1 | 98.4 | 99.4 | 98.2 | 99.5 | 93.7 | 96.7 | 98.8 | 98.3 | 96.3 | 99.2 | 100.2 | 100.1 | 98.0 | 101.9 | 106.5 | 97.0 |
| 1996 | 100.0 | 100.0 | 100.0 | 100.0 | 100.0 | 100.0 | 100.0 | 100.0 | 100.0 | 100.0 | 100.0 | 100.0 | 100.0 | 100.0 | 100.0 | 100.0 | 100.0 |
| 1997 | 100.8 | 100.9 | 102.2 | 103.4 | 101.4 | 104.4 | 99.3 | 101.8 | 101.5 | 99.8 | 101.1 | 101.6 | 101.4 | 100.1 | 101.5 | 101.0 | 99.9 |
| 1998 | 102.3 | 102.3 | 104.1 | 104.8 | 102.4 | 108.8 | 100.4 | 103.4 | 105.7 | 100.9 | 103.8 | 103.8 | 103.4 | 103.9 | 103.2 | 102.4 | 100.9 |
| 1998 Jul | 102.6 | 102.8 | 105.5 | 105.7 | 103.0 | 107.0 | 100.4 | 104.1 | 107.9 | 100.8 | 104.1 | 104.1 | 103.9 | 104.5 | 103.9 | 103.8 | 100.7 |
| Aug | 102.4 | 102.3 | 103.8 | 104.6 | 102.1 | 106.9 | 100.8 | 103.8 | 107.2 | 100.7 | 104.5 | 103.3 | 102.5 | 105.0 | 103.9 | 103.4 | 101.9 |
| Sep | 102.1 | 102.1 | 103.5 | 104.2 | 101.5 | 108.4 | 101.0 | 103.4 | 106.6 | 100.8 | 104.4 | 103.6 | 102.2 | 104.2 | 103.4 | 102.1 | 101.4 |
| Oct | 101.9 | 101.8 | 103.1 | 103.7 | 101.1 | 108.3 | 100.7 | 102.8 | 106.3 | 101.0 | 104.2 | 103.5 | 102.6 | 104.3 | 102.7 | 102.1 | 101.6 |
| Nov | 102.1 | 102.0 | 103.7 | 103.8 | 101.3 | 109.2 | 100.4 | 103.1 | 105.9 | 101.1 | 104.6 | 104.3 | 103.1 | 104.3 | 102.1 | 102.2 | 101.4 |
| Dec | 102.5 | 102.3 | 104.0 | 102.8 | 101.5 | 110.1 | 101.3 | 103.2 | 107.0 | 101.3 | 104.4 | 105.1 | 102.7 | 105.4 | 102.0 | 102.2 | 102.2 |
| 1999 Jan | 103.1 | 102.9 | 104.8 | 104.4 | 102.4 | 111.9 | 101.7 | 103.8 | 107.3 | 101.7 | 104.8 | 105.7 | 103.3 | 105.6 | 103.2 | 103.7 | 102.5 |
| Feb | 103.1 | 102.9 | 104.7 | 104.3 | 102.4 | 112.3 | 101.5 | 103.7 | 107.9 | 101.8 | 104.5 | 106.1 | 104.0 | 105.8 | 103.4 | 103.8 | 102.6 |
| Mar | 103.2 | 103.1 | 104.7 | 104.5 | 102.3 | 112.7 | 102.0 | 103.9 | 108.1 | 101.9 | 104.9 | 106.6 | 103.8 | 106.8 | 102.8 | 104.1 | 102.0 |
| Apr | 103.3 | 103.3 | 105.2 | 104.8 | 102.6 | 112.8 | 102.2 | 104.0 | 108.6 | 102.2 | 105.1 | 106.1 | 103.7 | 107.6 | 103.2 | 104.1 | 101.5 |
| May | 103.4 | 103.3 | 105.8 | 105.0 | 102.6 | 113.6 | 101.8 | 104.3 | 109.2 | 102.2 | 105.2 | 106.1 | 103.6 | 106.2 | 104.3 | 104.6 | 102.1 |
| Jun | 102.9 | 102.8 | 105.1 | 105.5 | 102.0 | 112.0 | 101.0 | 104.1 | 109.9 | 102.0 | 105.0 | 105.3 | 101.8 | 106.5 | 104.1 | 104.8 | 101.5 |
| Jul | 102.2 | 102.2 | 103.9 | 105.2 | 101.2 | 108.4 | 100.8 | 103.3 | 109.3 | 101.5 | 105.2 | 104.0 | 101.1 | 106.0 | 103.3 | 103.6 | 100.6 |
| Aug | 101.6 | 101.5 | 102.6 | 105.4 | 100.1 | 107.6 | 101.1 | 102.3 | 109.6 | 101.2 | 105.0 | 104.2 | 100.4 | 106.4 | 102.1 | 103.6 | 100.3 |
| Sep | 101.6 | 101.5 | 102.8 | 104.4 | 99.6 | 110.8 | 101.7 | 102.5 | 109.0 | 101.2 | 105.0 | 104.1 | 100.6 | 106.3 | 102.0 | 103.2 | 100.1 |

HARMONISIERTE VERBRAUCHERPREISINDIZES
HARMONIZED INDICES OF CONSUMER PRICES
INDICES HARMONISÉS DES PRIX À LA CONSOMMATION



2103 Alkoholisches Getränke und Tabak
1996 = 100

Alcoholic beverages and tobacco
1996 = 100

Boissons alcoolisées et tabac
1996 = 100

| | EU-15 | EUR-11 | B | DK | D | EL | E | F | IRL | I | L | NL | A | P | FIN | S | UK |
|----------|-------|--------|-------|-------|-------|-------|-------|-------|-------|-------|-------|-------|-------|-------|-------|-------|-------|
| 1995 | 96.5 | 97.1 | 98.1 | 96.8 | 99.2 | 91.0 | 93.6 | 95.6 | 96.2 | 93.6 | 97.8 | 98.5 | 98.5 | 95.9 | 97.5 | 96.9 | 95.6 |
| 1996 | 100.0 | 100.0 | 100.0 | 100.0 | 100.0 | 100.0 | 100.0 | 100.0 | 100.0 | 100.0 | 100.0 | 100.0 | 100.0 | 100.0 | 100.0 | 100.0 | 100.0 |
| 1997 | 103.9 | 103.5 | 103.8 | 101.6 | 101.9 | 108.7 | 110.7 | 104.7 | 102.9 | 103.6 | 100.3 | 102.8 | 101.7 | 102.6 | 102.0 | 109.4 | 104.1 |
| 1998 | 107.5 | 106.2 | 104.9 | 103.3 | 103.8 | 117.4 | 117.2 | 107.0 | 107.0 | 108.3 | 104.4 | 106.4 | 102.2 | 106.8 | 103.4 | 115.2 | 109.7 |
| 1998 Jul | 108.0 | 106.7 | 105.1 | 103.5 | 104.7 | 117.9 | 117.2 | 107.0 | 107.4 | 109.0 | 105.4 | 106.1 | 102.2 | 107.3 | 103.4 | 118.9 | 110.1 |
| Aug | 107.9 | 106.7 | 105.4 | 103.7 | 104.7 | 118.0 | 117.3 | 107.1 | 107.5 | 109.1 | 105.5 | 106.1 | 102.3 | 107.9 | 103.4 | 110.1 | 110.2 |
| Sep | 108.0 | 106.8 | 105.5 | 104.1 | 104.7 | 118.0 | 117.3 | 107.2 | 107.5 | 109.2 | 105.9 | 106.1 | 102.2 | 108.6 | 103.5 | 110.1 | 110.3 |
| Oct | 108.2 | 107.0 | 105.7 | 103.9 | 104.8 | 118.0 | 117.4 | 107.4 | 107.6 | 109.2 | 105.6 | 108.0 | 102.0 | 109.6 | 103.4 | 110.2 | 110.4 |
| Nov | 108.1 | 107.1 | 105.8 | 104.0 | 104.9 | 118.0 | 117.4 | 107.5 | 107.6 | 109.2 | 105.9 | 108.2 | 103.3 | 110.7 | 103.4 | 110.2 | 109.8 |
| Dec | 108.4 | 107.1 | 105.6 | 104.0 | 104.7 | 118.0 | 117.3 | 107.5 | 108.2 | 109.3 | 105.9 | 108.2 | 103.0 | 111.6 | 103.4 | 110.2 | 111.3 |
| 1999 Jan | 109.5 | 107.9 | 105.9 | 104.1 | 104.7 | 118.9 | 120.9 | 110.0 | 108.7 | 109.3 | 105.8 | 108.5 | 103.5 | 112.9 | 103.9 | 110.8 | 113.6 |
| Feb | 109.7 | 108.1 | 106.1 | 104.1 | 104.7 | 120.9 | 121.7 | 110.3 | 108.7 | 109.4 | 106.8 | 108.6 | 103.1 | 113.6 | 104.1 | 110.8 | 113.7 |
| Mar | 110.3 | 108.2 | 106.9 | 104.1 | 104.6 | 122.8 | 122.2 | 110.5 | 108.8 | 109.5 | 107.2 | 108.8 | 103.3 | 113.9 | 104.1 | 110.9 | 115.7 |
| Apr | 110.5 | 108.3 | 107.4 | 104.2 | 104.7 | 122.9 | 122.6 | 110.6 | 109.6 | 109.5 | 107.0 | 108.8 | 102.9 | 114.3 | 105.2 | 110.9 | 116.5 |
| May | 110.7 | 108.4 | 107.6 | 104.6 | 104.7 | 122.9 | 122.9 | 110.7 | 110.4 | 109.6 | 107.7 | 108.9 | 103.2 | 114.6 | 105.4 | 111.2 | 116.7 |
| Jun | 110.9 | 108.5 | 107.7 | 105.3 | 104.7 | 122.9 | 123.3 | 110.8 | 110.8 | 109.6 | 107.9 | 108.9 | 103.5 | 114.7 | 105.4 | 111.4 | 117.2 |
| Jul | 111.2 | 108.8 | 107.9 | 105.4 | 104.7 | 122.9 | 123.5 | 110.9 | 111.1 | 111.4 | 107.6 | 109.0 | 103.4 | 114.8 | 105.4 | 111.5 | 117.9 |
| Aug | 111.4 | 108.9 | 108.0 | 105.4 | 104.7 | 122.9 | 123.7 | 111.0 | 111.1 | 111.4 | 108.1 | 110.4 | 103.4 | 114.9 | 105.4 | 111.4 | 118.3 |
| Sep | 111.4 | 108.9 | 108.2 | 105.5 | 104.7 | 123.7 | 123.9 | 110.9 | 111.2 | 111.5 | 107.8 | 110.4 | 103.3 | 114.9 | 105.7 | 111.8 | 118.1 |

2104 Bekleidung und Schuhe
1996 = 100

Clothing and footwear
1996 = 100

Articles d'habillement et articles
chaussants
1996 = 100

| | EU-15 | EUR-11 | B | DK | D | EL | E | F | IRL | I | L | NL | A | P | FIN | S | UK |
|----------|-------|--------|-------|-------|-------|-------|-------|-------|-------|-------|-------|-------|-------|-------|-------|-------|-------|
| 1995 | 98.6 | 98.4 | 99.3 | 100.1 | 99.3 | 91.5 | 97.4 | 99.3 | 95.0 | 96.3 | 100.0 | 99.5 | 101.4 | 98.2 | 99.5 | 100.5 | 103.4 |
| 1996 | 100.0 | 100.0 | 100.0 | 100.0 | 100.0 | 100.0 | 100.0 | 100.0 | 100.0 | 100.0 | 100.0 | 100.0 | 100.0 | 100.0 | 100.0 | 100.0 | 100.0 |
| 1997 | 100.8 | 101.0 | 100.6 | 97.9 | 100.4 | 106.8 | 102.1 | 100.5 | 93.2 | 102.4 | 100.9 | 100.3 | 99.1 | 100.6 | 99.4 | 101.4 | 97.5 |
| 1998 | 101.4 | 102.0 | 101.8 | 95.6 | 100.8 | 112.9 | 104.2 | 100.3 | 88.1 | 105.2 | 102.1 | 103.0 | 98.9 | 95.2 | 98.0 | 100.6 | 93.7 |
| 1998 Jul | 99.4 | 100.6 | 101.8 | 89.9 | 100.7 | 106.3 | 104.1 | 96.0 | 83.5 | 105.1 | 102.0 | 93.2 | 95.4 | 97.4 | 95.0 | 94.5 | 89.1 |
| Aug | 100.1 | 101.3 | 101.8 | 91.1 | 100.6 | 106.3 | 104.2 | 99.1 | 86.5 | 105.2 | 102.0 | 95.0 | 97.0 | 93.3 | 97.7 | 95.3 | 90.8 |
| Sep | 102.4 | 102.7 | 101.9 | 97.4 | 100.9 | 116.9 | 104.5 | 101.9 | 88.4 | 105.4 | 102.1 | 109.1 | 99.4 | 92.7 | 100.2 | 105.7 | 95.4 |
| Oct | 102.7 | 103.1 | 102.2 | 97.4 | 101.0 | 120.0 | 105.3 | 101.9 | 88.2 | 106.0 | 102.6 | 109.7 | 100.7 | 94.9 | 100.7 | 107.9 | 94.6 |
| Nov | 103.0 | 103.3 | 102.3 | 97.3 | 101.3 | 120.2 | 105.6 | 101.6 | 89.0 | 106.3 | 102.7 | 108.6 | 101.3 | 100.3 | 100.9 | 107.2 | 95.4 |
| Dec | 102.8 | 103.1 | 102.3 | 96.8 | 101.3 | 120.3 | 105.6 | 101.9 | 89.0 | 106.4 | 102.7 | 102.1 | 101.1 | 101.3 | 100.7 | 106.7 | 94.9 |
| 1999 Jan | 99.4 | 101.0 | 102.3 | 84.8 | 101.0 | 109.4 | 105.7 | 95.2 | 79.0 | 106.4 | 96.1 | 91.1 | 97.2 | 95.4 | 92.6 | 95.2 | 87.9 |
| Feb | 100.1 | 101.8 | 102.3 | 90.2 | 100.9 | 106.4 | 105.7 | 98.5 | 82.8 | 106.5 | 102.9 | 97.8 | 97.6 | 90.0 | 93.8 | 94.9 | 88.6 |
| Mar | 102.0 | 103.2 | 102.4 | 95.6 | 101.1 | 120.3 | 106.0 | 101.8 | 85.0 | 106.7 | 102.9 | 110.4 | 99.3 | 90.0 | 98.8 | 101.2 | 89.9 |
| Apr | 102.3 | 103.6 | 102.6 | 95.5 | 101.1 | 120.3 | 106.5 | 101.9 | 85.1 | 107.0 | 103.0 | 111.5 | 100.6 | 94.2 | 101.0 | 103.4 | 89.5 |
| May | 102.5 | 103.7 | 102.6 | 95.5 | 101.2 | 120.5 | 106.5 | 101.9 | 85.3 | 107.1 | 103.3 | 111.0 | 100.7 | 98.0 | 101.1 | 103.1 | 90.2 |
| Jun | 102.3 | 103.4 | 102.6 | 95.1 | 101.1 | 121.9 | 106.6 | 101.9 | 85.2 | 107.3 | 103.3 | 105.0 | 100.4 | 98.2 | 100.9 | 102.0 | 90.1 |
| Jul | 99.6 | 101.7 | 102.6 | 87.2 | 100.9 | 110.8 | 106.6 | 96.0 | 77.8 | 107.3 | 97.8 | 94.9 | 97.1 | 97.6 | 95.4 | 96.5 | 84.9 |
| Aug | 100.5 | 102.5 | 102.6 | 85.9 | 100.8 | 110.8 | 106.7 | 99.4 | 80.6 | 107.4 | 103.3 | 101.2 | 97.1 | 93.2 | 99.1 | 95.9 | 86.5 |
| Sep | 102.5 | 103.6 | 102.7 | 93.6 | 101.2 | 120.9 | 107.1 | 101.9 | 82.7 | 107.6 | 103.4 | 109.4 | 99.4 | 92.3 | 101.2 | 107.5 | 90.2 |

HARMONISIERTE VERBRAUCHERPREISINDIZES
HARMONIZED INDICES OF CONSUMER PRICES
INDICES HARMONISÉS DES PRIX À LA CONSOMMATION



| | 2105 Wohnung, Wasser, Elektrizität, Gas und andere Brennstoffe 1996 = 100 | | | | | Housing, water, electricity, gas and other fuels 1996 = 100 | | | | | | Logement, eau, électricité, gaz et autres combustibles 1996 = 100 | | | | | |
|----------|---|--------|-------|-------|-------|---|-------|-------|-------|-------|-------|---|-------|-------|-------|-------|-------|
| | EU-15 | EUR-11 | B | DK | D | EL | E | F | IRL | I | L | NL | A | P | FIN | S | UK |
| 1995 | 97.0 | 97.2 | 96.7 | 96.5 | 98.1 | 91.9 | 96.3 | 97.2 | 97.6 | 96.3 | 96.5 | 95.4 | 95.0 | 99.1 | 96.3 | 95.3 | 96.9 |
| 1996 | 100.0 | 100.0 | 100.0 | 100.0 | 100.0 | 100.0 | 100.0 | 100.0 | 100.0 | 100.0 | 100.0 | 100.0 | 100.0 | 100.0 | 100.0 | 100.0 | 100.0 |
| 1997 | 102.7 | 102.8 | 101.4 | 103.0 | 102.8 | 102.3 | 103.4 | 101.5 | 99.2 | 104.0 | 102.9 | 105.1 | 103.3 | 104.1 | 102.5 | 103.7 | 101.7 |
| 1998 | 103.9 | 103.8 | 102.2 | 105.9 | 103.4 | 105.4 | 104.9 | 102.0 | 98.7 | 106.3 | 102.7 | 107.9 | 104.1 | 106.7 | 104.1 | 104.8 | 102.9 |
| 1998 Jul | 104.0 | 103.9 | 102.6 | 106.3 | 103.6 | 106.6 | 104.7 | 101.7 | 98.4 | 106.3 | 102.5 | 108.4 | 104.0 | 106.8 | 104.3 | 104.9 | 103.1 |
| Aug | 104.0 | 103.9 | 102.4 | 106.0 | 103.5 | 107.0 | 104.7 | 101.8 | 98.7 | 106.3 | 102.6 | 108.4 | 104.1 | 107.1 | 104.2 | 104.7 | 103.2 |
| Sep | 104.1 | 103.9 | 102.5 | 106.3 | 103.5 | 107.1 | 105.0 | 101.9 | 98.6 | 106.1 | 102.4 | 108.5 | 104.2 | 107.1 | 104.9 | 104.6 | 103.4 |
| Oct | 104.2 | 104.0 | 102.7 | 106.3 | 103.4 | 105.9 | 105.5 | 102.1 | 99.0 | 106.6 | 102.8 | 108.6 | 104.5 | 107.2 | 104.8 | 104.5 | 103.7 |
| Nov | 104.1 | 104.0 | 102.5 | 106.7 | 103.3 | 104.6 | 106.0 | 102.0 | 99.3 | 106.7 | 102.5 | 108.6 | 104.6 | 107.3 | 104.4 | 104.4 | 103.8 |
| Dec | 104.1 | 103.9 | 102.0 | 106.6 | 103.2 | 104.6 | 106.0 | 102.0 | 99.0 | 106.8 | 102.2 | 108.6 | 104.6 | 107.4 | 104.0 | 104.3 | 103.8 |
| 1999 Jan | 104.1 | 103.9 | 102.4 | 107.2 | 103.3 | 103.9 | 105.4 | 101.6 | 98.9 | 106.3 | 100.6 | 110.3 | 104.7 | 106.3 | 104.5 | 104.2 | 103.9 |
| Feb | 104.1 | 103.9 | 102.4 | 107.9 | 103.3 | 103.8 | 105.2 | 101.6 | 99.4 | 106.5 | 102.0 | 110.3 | 104.6 | 106.7 | 104.9 | 104.2 | 103.8 |
| Mar | 104.4 | 104.2 | 103.0 | 108.3 | 103.7 | 104.9 | 105.6 | 101.9 | 99.5 | 106.5 | 102.0 | 110.3 | 104.6 | 107.2 | 105.2 | 104.1 | 104.0 |
| Apr | 105.3 | 105.1 | 103.6 | 108.4 | 105.1 | 106.1 | 105.9 | 102.2 | 100.3 | 107.1 | 103.4 | 110.2 | 105.0 | 107.5 | 105.5 | 103.4 | 105.2 |
| May | 105.3 | 105.1 | 103.7 | 108.9 | 105.2 | 106.4 | 105.9 | 101.7 | 101.0 | 107.4 | 103.7 | 110.3 | 105.1 | 107.8 | 106.0 | 103.7 | 105.2 |
| Jun | 105.3 | 105.1 | 103.4 | 109.1 | 105.2 | 106.5 | 106.5 | 101.7 | 100.9 | 107.4 | 103.7 | 110.3 | 105.1 | 107.8 | 106.3 | 103.7 | 105.3 |
| Jul | 105.8 | 105.6 | 104.3 | 110.0 | 105.6 | 106.8 | 107.4 | 102.0 | 101.9 | 108.0 | 102.7 | 111.5 | 105.4 | 107.8 | 106.9 | 103.8 | 105.5 |
| Aug | 106.0 | 105.8 | 104.6 | 111.0 | 105.7 | 106.9 | 108.6 | 102.3 | 102.4 | 108.2 | 105.1 | 111.5 | 105.6 | 108.0 | 106.9 | 103.9 | 105.6 |
| Sep | 106.2 | 106.1 | 105.2 | 111.4 | 105.9 | 107.1 | 108.8 | 102.5 | 103.2 | 109.3 | 105.7 | 111.5 | 105.6 | 108.2 | 107.4 | 104.0 | 105.8 |

| | 2106 Hausrat und laufende Instandhaltung des Hauses 1996 = 100 | | | | | Furnishings, household equipment of the house 1996 = 100 | | | | | | Ameublement, équipement ménager et entretien courant de la maison -1996 = 100 | | | | | |
|----------|--|--------|-------|-------|-------|--|-------|-------|-------|-------|-------|---|-------|-------|-------|-------|-------|
| | EU-15 | EUR-11 | B | DK | D | EL | E | F | IRL | I | L | NL | A | P | FIN | S | UK |
| 1995 | 97.9 | 98.1 | 99.4 | 98.7 | 99.3 | 94.0 | 95.8 | 98.1 | 98.1 | 96.2 | 99.0 | 99.8 | 99.8 | 96.8 | 99.3 | 96.8 | 98.1 |
| 1996 | 100.0 | 100.0 | 100.0 | 100.0 | 100.0 | 100.0 | 100.0 | 100.0 | 100.0 | 100.0 | 100.0 | 100.0 | 100.0 | 100.0 | 100.0 | 100.0 | 100.0 |
| 1997 | 101.0 | 100.9 | 100.6 | 101.0 | 100.4 | 105.8 | 101.8 | 100.7 | 101.3 | 102.1 | 100.8 | 99.9 | 100.0 | 102.2 | 100.3 | 99.6 | 100.4 |
| 1998 | 102.1 | 102.0 | 101.2 | 102.5 | 101.0 | 111.7 | 103.6 | 101.5 | 104.7 | 103.9 | 102.0 | 101.3 | 100.8 | 104.2 | 100.5 | 100.0 | 100.7 |
| 1998 Jul | 101.9 | 102.0 | 101.3 | 102.5 | 101.2 | 110.0 | 103.7 | 101.4 | 103.9 | 103.9 | 102.2 | 101.1 | 100.6 | 104.6 | 100.5 | 99.9 | 99.5 |
| Aug | 102.1 | 102.2 | 101.4 | 102.4 | 101.2 | 110.2 | 103.7 | 101.7 | 104.8 | 104.1 | 102.3 | 101.3 | 100.7 | 104.5 | 100.6 | 100.1 | 100.0 |
| Sep | 102.3 | 102.2 | 101.5 | 103.0 | 101.2 | 114.9 | 103.9 | 101.8 | 106.2 | 104.1 | 102.3 | 101.7 | 100.7 | 104.4 | 101.0 | 100.6 | 100.7 |
| Oct | 102.3 | 102.4 | 101.5 | 103.1 | 101.2 | 115.2 | 104.3 | 102.0 | 105.9 | 104.2 | 102.4 | 101.9 | 101.1 | 104.5 | 101.1 | 100.3 | 100.1 |
| Nov | 102.7 | 102.4 | 101.6 | 103.2 | 101.3 | 115.2 | 104.4 | 101.6 | 106.3 | 104.7 | 102.5 | 101.9 | 101.1 | 104.8 | 101.1 | 100.3 | 101.5 |
| Dec | 103.1 | 102.5 | 101.6 | 103.2 | 101.3 | 115.1 | 104.6 | 101.6 | 106.5 | 104.7 | 102.5 | 102.0 | 101.1 | 104.9 | 101.1 | 100.2 | 103.9 |
| 1999 Jan | 102.0 | 102.4 | 101.8 | 103.1 | 101.2 | 111.5 | 104.8 | 101.2 | 104.3 | 104.7 | 97.4 | 102.8 | 101.4 | 105.1 | 101.1 | 99.8 | 98.8 |
| Feb | 102.5 | 102.7 | 102.2 | 103.7 | 101.3 | 110.7 | 105.1 | 101.6 | 105.9 | 104.9 | 102.7 | 103.1 | 101.2 | 106.1 | 101.3 | 100.3 | 100.0 |
| Mar | 102.9 | 102.8 | 102.4 | 104.3 | 101.3 | 115.4 | 105.5 | 101.9 | 106.4 | 105.0 | 102.9 | 103.5 | 101.0 | 106.5 | 101.4 | 100.3 | 101.6 |
| Apr | 102.7 | 102.9 | 102.5 | 104.2 | 101.3 | 115.6 | 105.7 | 102.1 | 106.3 | 105.0 | 103.1 | 103.6 | 101.3 | 106.5 | 101.9 | 100.4 | 100.0 |
| May | 103.0 | 103.0 | 102.7 | 104.2 | 101.4 | 116.3 | 105.9 | 102.3 | 106.7 | 105.2 | 104.5 | 103.8 | 101.5 | 106.7 | 101.7 | 100.4 | 101.1 |
| Jun | 103.0 | 103.1 | 102.7 | 104.3 | 101.4 | 116.7 | 106.0 | 102.3 | 106.7 | 105.3 | 104.6 | 104.0 | 101.5 | 106.8 | 101.7 | 100.5 | 100.3 |
| Jul | 102.5 | 103.0 | 102.8 | 104.1 | 101.4 | 112.2 | 106.1 | 101.8 | 105.4 | 105.3 | 101.0 | 104.0 | 101.4 | 106.8 | 101.4 | 100.5 | 98.7 |
| Aug | 102.7 | 103.1 | 102.8 | 103.9 | 101.4 | 112.3 | 106.2 | 102.2 | 106.4 | 105.4 | 104.8 | 104.1 | 101.6 | 106.7 | 101.6 | 100.4 | 99.5 |
| Sep | 103.0 | 103.1 | 102.8 | 104.6 | 101.4 | 116.7 | 106.1 | 102.1 | 109.5 | 105.4 | 104.8 | 103.9 | 101.8 | 106.5 | 102.1 | 100.7 | 100.3 |

HARMONISIERTE VERBRAUCHERPREISINDIZES
HARMONIZED INDICES OF CONSUMER PRICES
INDICES HARMONISÉS DES PRIX À LA CONSOMMATION



2107 Gesundheitspflege
1996 = 100

Health
1996 = 100

Santé
1996 = 100

| | EU-15 | EUR-11 | B | DK | D | EL | E | F | IRL | I | L | NL | A | P | FIN | S | UK |
|----------|-------|--------|-------|-------|-------|-------|-------|-------|-------|-------|-------|-------|-------|-------|-------|-------|-------|
| 1995 | 96.6 | 96.4 | 98.9 | 99.9 | 99.1 | 98.8 | 96.8 | 97.3 | 97.9 | 94.1 | 99.1 | 99.5 | 99.3 | 93.9 | 97.8 | 97.2 | 97.9 |
| 1996 | 100.0 | 100.0 | 100.0 | 100.0 | 100.0 | 100.0 | 100.0 | 100.0 | 100.0 | 100.0 | 100.0 | 100.0 | 100.0 | 100.0 | 100.0 | 100.0 | 100.0 |
| 1997 | 104.1 | 104.5 | 100.7 | 100.1 | 101.1 | 97.5 | 101.1 | 102.9 | 102.9 | 108.9 | 101.1 | 102.2 | 98.0 | 104.8 | 101.8 | 101.7 | 103.0 |
| 1998 | 107.6 | 108.6 | 101.9 | 101.1 | 104.0 | 83.4 | 103.6 | 104.3 | 108.8 | 115.9 | 101.8 | 102.6 | 98.3 | 109.1 | 103.5 | 103.1 | 106.8 |
| 1998 Jul | 108.0 | 109.1 | 101.8 | 100.8 | 104.3 | 83.0 | 104.5 | 104.1 | 109.0 | 116.7 | 101.9 | 102.4 | 98.2 | 109.3 | 104.0 | 103.3 | 107.5 |
| Aug | 108.1 | 109.2 | 102.3 | 101.4 | 104.6 | 83.0 | 104.5 | 104.2 | 110.1 | 116.7 | 101.9 | 102.4 | 98.2 | 109.6 | 103.9 | 103.3 | 107.5 |
| Sep | 108.2 | 109.2 | 102.3 | 101.8 | 104.7 | 83.1 | 104.7 | 104.4 | 110.4 | 116.7 | 102.2 | 102.5 | 98.4 | 110.0 | 103.9 | 103.3 | 107.5 |
| Oct | 108.4 | 109.4 | 102.5 | 101.9 | 104.8 | 83.1 | 104.7 | 104.6 | 110.7 | 116.9 | 101.9 | 102.4 | 99.2 | 110.2 | 104.1 | 103.3 | 107.8 |
| Nov | 108.4 | 109.4 | 102.2 | 102.0 | 104.8 | 83.1 | 104.9 | 104.8 | 111.4 | 116.9 | 101.9 | 102.6 | 99.3 | 110.7 | 104.0 | 103.0 | 108.1 |
| Dec | 108.5 | 109.5 | 102.2 | 102.1 | 104.8 | 83.1 | 105.6 | 104.9 | 111.4 | 116.9 | 102.1 | 102.6 | 99.4 | 110.8 | 104.0 | 103.8 | 107.8 |
| 1999 Jan | 109.1 | 110.3 | 102.2 | 103.0 | 104.9 | 83.1 | 105.6 | 105.5 | 111.4 | 118.3 | 102.1 | 102.8 | 99.7 | 111.2 | 105.0 | 103.9 | 107.7 |
| Feb | 109.3 | 110.4 | 102.5 | 102.5 | 105.0 | 83.2 | 106.0 | 105.6 | 111.6 | 118.4 | 102.4 | 103.0 | 99.7 | 111.3 | 105.2 | 104.3 | 108.2 |
| Mar | 109.4 | 110.5 | 102.5 | 102.5 | 105.0 | 83.3 | 106.1 | 105.7 | 111.9 | 118.4 | 102.4 | 103.4 | 99.8 | 111.7 | 105.2 | 104.3 | 108.2 |
| Apr | 109.5 | 110.6 | 102.6 | 103.1 | 105.0 | 83.3 | 106.6 | 105.8 | 112.2 | 118.4 | 102.6 | 103.5 | 101.0 | 112.2 | 105.7 | 105.2 | 108.4 |
| May | 109.8 | 110.9 | 102.6 | 103.1 | 105.2 | 83.4 | 106.8 | 106.0 | 112.9 | 118.9 | 102.6 | 103.8 | 101.1 | 112.4 | 106.3 | 105.2 | 108.6 |
| Jun | 109.8 | 111.0 | 102.6 | 103.2 | 105.2 | 83.4 | 107.0 | 106.0 | 113.0 | 118.9 | 102.8 | 103.8 | 101.0 | 112.5 | 106.4 | 106.2 | 108.5 |
| Jul | 110.2 | 111.4 | 102.7 | 103.3 | 105.4 | 83.7 | 107.6 | 106.1 | 113.5 | 119.6 | 102.8 | 103.7 | 101.0 | 112.6 | 106.2 | 106.3 | 108.8 |
| Aug | 110.2 | 111.3 | 102.8 | 103.8 | 105.4 | 83.7 | 106.7 | 106.3 | 115.6 | 119.6 | 102.8 | 104.3 | 101.0 | 112.7 | 105.6 | 106.1 | 109.4 |
| Sep | 110.4 | 111.4 | 102.9 | 103.7 | 105.5 | 83.7 | 106.9 | 106.7 | 115.8 | 119.6 | 103.0 | 104.4 | 101.1 | 112.7 | 105.6 | 106.2 | 110.1 |

2108 Verkehr
1996 = 100

Transport
1996 = 100

Transports
1996 = 100

| | EU-15 | EUR-11 | B | DK | D | EL | E | F | IRL | I | L | NL | A | P | FIN | S | UK |
|----------|-------|--------|-------|-------|-------|-------|-------|-------|-------|-------|-------|-------|-------|-------|-------|-------|-------|
| 1995 | 96.9 | 97.0 | 96.6 | 97.4 | 97.6 | 94.8 | 95.9 | 96.9 | 97.2 | 95.9 | 98.6 | 99.4 | 96.1 | 95.9 | 97.0 | 98.4 | 96.3 |
| 1996 | 100.0 | 100.0 | 100.0 | 100.0 | 100.0 | 100.0 | 100.0 | 100.0 | 100.0 | 100.0 | 100.0 | 100.0 | 100.0 | 100.0 | 100.0 | 100.0 | 100.0 |
| 1997 | 102.1 | 101.5 | 102.1 | 102.2 | 101.6 | 105.2 | 102.5 | 101.1 | 103.2 | 101.5 | 101.1 | 101.2 | 101.2 | 103.6 | 100.5 | 101.3 | 104.9 |
| 1998 | 102.8 | 101.8 | 101.4 | 102.9 | 101.5 | 108.2 | 102.4 | 101.1 | 104.1 | 102.8 | 100.0 | 101.4 | 100.8 | 107.2 | 102.1 | 101.2 | 107.4 |
| 1998 Jul | 103.3 | 102.1 | 101.7 | 103.2 | 102.1 | 110.5 | 102.8 | 101.4 | 104.5 | 102.7 | 100.0 | 102.0 | 100.8 | 107.5 | 102.4 | 101.8 | 108.0 |
| Aug | 103.2 | 102.1 | 101.6 | 103.2 | 102.0 | 110.3 | 102.6 | 101.2 | 104.6 | 103.2 | 100.0 | 101.4 | 100.6 | 107.6 | 102.7 | 101.3 | 108.1 |
| Sep | 103.0 | 101.8 | 101.5 | 103.1 | 101.7 | 109.4 | 102.4 | 100.9 | 104.4 | 103.1 | 100.0 | 101.3 | 100.4 | 107.8 | 102.2 | 101.0 | 107.9 |
| Oct | 102.8 | 101.7 | 101.6 | 103.4 | 101.7 | 107.7 | 102.2 | 100.6 | 104.0 | 102.7 | 99.6 | 101.4 | 100.4 | 108.0 | 101.8 | 101.4 | 107.6 |
| Nov | 102.6 | 101.6 | 101.6 | 103.2 | 101.6 | 106.4 | 101.7 | 100.5 | 103.9 | 102.8 | 99.6 | 101.2 | 100.5 | 108.2 | 101.8 | 101.2 | 107.1 |
| Dec | 102.2 | 101.3 | 100.9 | 103.0 | 101.2 | 104.7 | 101.3 | 100.4 | 103.6 | 102.6 | 99.3 | 100.6 | 100.1 | 108.1 | 101.5 | 100.6 | 106.3 |
| 1999 Jan | 102.4 | 101.4 | 101.7 | 105.0 | 101.1 | 104.6 | 101.9 | 100.4 | 102.8 | 102.6 | 99.2 | 101.8 | 100.5 | 108.4 | 101.0 | 100.8 | 106.9 |
| Feb | 102.5 | 101.6 | 101.8 | 104.8 | 101.1 | 104.4 | 101.9 | 100.6 | 103.3 | 103.3 | 99.2 | 101.8 | 100.3 | 109.0 | 101.2 | 100.5 | 106.8 |
| Mar | 103.0 | 101.8 | 102.4 | 105.7 | 101.3 | 104.9 | 102.6 | 100.7 | 103.4 | 103.4 | 99.8 | 102.3 | 100.3 | 109.4 | 101.3 | 101.3 | 108.4 |
| Apr | 104.4 | 103.1 | 103.7 | 106.5 | 103.5 | 107.2 | 103.9 | 101.4 | 104.6 | 104.1 | 101.0 | 103.3 | 100.6 | 109.7 | 104.1 | 102.1 | 110.3 |
| May | 104.4 | 103.1 | 103.8 | 106.8 | 102.8 | 107.4 | 104.0 | 101.6 | 105.8 | 104.8 | 101.4 | 103.5 | 101.0 | 109.8 | 104.4 | 102.6 | 110.2 |
| Jun | 104.7 | 103.5 | 103.6 | 107.1 | 103.9 | 107.5 | 104.3 | 101.7 | 106.0 | 104.8 | 101.6 | 103.6 | 100.9 | 110.1 | 104.5 | 102.8 | 110.1 |
| Jul | 105.4 | 104.3 | 104.6 | 107.7 | 104.7 | 108.4 | 105.5 | 102.5 | 106.7 | 105.4 | 101.5 | 104.7 | 101.4 | 110.5 | 105.0 | 103.5 | 110.2 |
| Aug | 106.0 | 104.9 | 105.5 | 108.2 | 105.5 | 108.9 | 106.4 | 102.8 | 107.8 | 105.8 | 102.4 | 105.5 | 102.9 | 110.6 | 106.1 | 103.9 | 110.7 |
| Sep | 106.1 | 105.2 | 105.7 | 108.2 | 105.7 | 106.0 | 106.5 | 103.0 | 108.8 | 106.1 | 103.0 | 105.5 | 103.2 | 110.7 | 106.1 | 103.9 | 110.5 |

HARMONISIERTE VERBRAUCHERPREISINDIZES HARMONIZED INDICES OF CONSUMER PRICES INDICES HARMONISÉS DES PRIX À LA CONSOMMATION



2109 Nachrichtenübermittlung
1996 = 100

Communications
1996 = 100

Communications
1996 = 100

| | EU-15 | EUR-11 | B | DK | D | EL | E | F | IRL | I | L | NL | A | P | FIN | S | UK |
|----------|-------|--------|-------|-------|-------|-------|-------|-------|-------|-------|-------|-------|-------|-------|-------|-------|-------|
| 1995 | 99.3 | 99.1 | 94.1 | 100.0 | 99.1 | 90.8 | 100.1 | 101.3 | 103.8 | 99.3 | 97.9 | 92.6 | 97.2 | 95.1 | 103.5 | 97.6 | 102.1 |
| 1996 | 100.0 | 100.0 | 100.0 | 100.0 | 100.0 | 100.0 | 100.0 | 100.0 | 100.0 | 100.0 | 100.0 | 100.0 | 100.0 | 100.0 | 100.0 | 100.0 | 100.0 |
| 1997 | 98.7 | 98.6 | 104.7 | 100.0 | 97.0 | 104.8 | 99.9 | 98.0 | 98.4 | 100.6 | 102.9 | 100.3 | 100.4 | 102.5 | 98.3 | 99.8 | 97.2 |
| 1998 | 97.8 | 97.7 | 103.8 | 97.0 | 96.4 | 106.3 | 102.5 | 94.0 | 92.5 | 101.3 | 101.5 | 101.3 | 98.8 | 99.0 | 96.4 | 102.8 | 95.8 |
| 1998 Jul | 97.9 | 97.7 | 104.9 | 96.3 | 96.8 | 106.3 | 100.2 | 94.0 | 91.6 | 101.5 | 102.5 | 102.0 | 98.7 | 97.8 | 92.4 | 102.9 | 95.9 |
| Aug | 98.1 | 98.0 | 104.8 | 96.6 | 96.8 | 106.3 | 105.7 | 94.0 | 91.6 | 101.5 | 101.5 | 102.0 | 98.6 | 97.8 | 94.4 | 103.6 | 95.0 |
| Sep | 97.9 | 97.9 | 104.8 | 96.0 | 96.2 | 106.4 | 105.7 | 94.0 | 91.6 | 101.5 | 97.2 | 102.0 | 98.6 | 97.8 | 99.1 | 103.2 | 94.8 |
| Oct | 97.8 | 97.6 | 104.8 | 95.7 | 95.5 | 106.4 | 105.7 | 94.0 | 91.5 | 101.5 | 96.9 | 102.8 | 98.4 | 97.6 | 99.7 | 105.2 | 94.9 |
| Nov | 97.4 | 97.3 | 98.2 | 95.7 | 95.5 | 106.4 | 105.7 | 94.0 | 88.1 | 101.5 | 96.7 | 102.7 | 98.4 | 97.6 | 99.3 | 104.0 | 94.6 |
| Dec | 97.3 | 97.1 | 98.1 | 95.3 | 95.4 | 106.4 | 105.7 | 94.0 | 87.7 | 101.5 | 95.6 | 101.1 | 98.3 | 97.3 | 98.6 | 104.5 | 94.6 |
| 1999 Jan | 95.1 | 94.3 | 98.1 | 94.7 | 88.7 | 104.0 | 105.7 | 93.9 | 87.7 | 100.3 | 93.8 | 98.5 | 98.2 | 97.2 | 99.6 | 105.1 | 94.6 |
| Feb | 94.9 | 94.1 | 98.1 | 94.6 | 88.2 | 104.0 | 105.7 | 93.9 | 87.7 | 100.2 | 93.9 | 98.5 | 98.1 | 97.1 | 99.3 | 106.1 | 94.4 |
| Mar | 95.3 | 94.7 | 98.1 | 94.6 | 89.2 | 101.2 | 105.7 | 94.7 | 87.7 | 100.8 | 93.5 | 98.6 | 97.3 | 95.8 | 99.1 | 106.1 | 94.4 |
| Apr | 94.8 | 94.2 | 98.0 | 94.4 | 87.9 | 101.2 | 105.7 | 94.7 | 87.7 | 100.7 | 93.5 | 98.5 | 96.3 | 95.7 | 98.8 | 104.2 | 94.1 |
| May | 94.5 | 93.9 | 98.0 | 94.5 | 87.7 | 101.2 | 105.7 | 94.6 | 87.6 | 100.0 | 91.3 | 98.5 | 96.3 | 95.7 | 98.9 | 103.8 | 93.5 |
| Jun | 93.9 | 93.3 | 98.0 | 94.4 | 86.8 | 101.2 | 105.6 | 94.2 | 86.6 | 99.6 | 88.8 | 97.8 | 96.3 | 95.7 | 96.5 | 102.9 | 93.1 |
| Jul | 93.6 | 93.0 | 97.7 | 91.3 | 86.8 | 101.3 | 105.0 | 94.1 | 84.0 | 99.6 | 90.3 | 94.5 | 96.4 | 94.6 | 95.4 | 102.8 | 92.7 |
| Aug | 93.6 | 92.9 | 97.7 | 94.4 | 86.7 | 101.3 | 104.2 | 94.1 | 84.0 | 99.1 | 90.4 | 95.1 | 96.2 | 94.6 | 97.1 | 102.6 | 92.8 |
| Sep | 93.3 | 92.8 | 97.7 | 94.3 | 86.7 | 97.6 | 103.9 | 94.1 | 84.0 | 99.1 | 90.3 | 94.5 | 93.7 | 94.6 | 98.5 | 102.3 | 92.4 |

2110 Freizeit und Kultur
1996 = 100

Recreation and culture
1996 = 100

Loisirs et culture
1996 = 100

| | EU-15 | EUR-11 | B | DK | D | EL | E | F | IRL | I | L | NL | A | P | FIN | S | UK |
|----------|-------|--------|-------|-------|-------|-------|-------|-------|-------|-------|-------|-------|-------|-------|-------|-------|-------|
| 1995 | 98.7 | 98.9 | 99.2 | 100.3 | 99.7 | 94.0 | 97.1 | 98.9 | 97.6 | 97.0 | 100.1 | 99.6 | 100.2 | 96.4 | 99.9 | 99.2 | 98.1 |
| 1996 | 100.0 | 100.0 | 100.0 | 100.0 | 100.0 | 100.0 | 100.0 | 100.0 | 100.0 | 100.0 | 100.0 | 100.0 | 100.0 | 100.0 | 100.0 | 100.0 | 100.0 |
| 1997 | 101.3 | 101.3 | 100.4 | 100.3 | 102.0 | 106.6 | 102.5 | 100.1 | 101.4 | 101.2 | 101.1 | 100.9 | 99.7 | 101.6 | 100.8 | 99.1 | 101.1 |
| 1998 | 102.1 | 102.2 | 101.4 | 101.3 | 102.7 | 111.9 | 105.5 | 100.4 | 103.4 | 102.6 | 102.4 | 101.8 | 100.6 | 101.4 | 102.1 | 98.6 | 101.5 |
| 1998 Jul | 102.6 | 102.9 | 101.6 | 101.6 | 104.0 | 111.6 | 108.2 | 100.2 | 103.5 | 102.5 | 102.6 | 101.5 | 101.9 | 101.6 | 102.4 | 98.0 | 101.5 |
| Aug | 102.8 | 103.1 | 101.4 | 101.5 | 104.3 | 112.3 | 109.4 | 100.1 | 103.7 | 102.7 | 102.6 | 101.8 | 101.7 | 101.9 | 101.6 | 97.4 | 101.5 |
| Sep | 102.4 | 102.5 | 101.5 | 101.5 | 103.3 | 113.4 | 107.5 | 100.2 | 104.2 | 102.6 | 102.6 | 101.4 | 101.2 | 102.0 | 102.3 | 98.2 | 101.5 |
| Oct | 102.1 | 102.1 | 101.3 | 101.3 | 102.2 | 113.8 | 106.1 | 100.5 | 104.3 | 102.9 | 102.8 | 101.7 | 100.5 | 102.1 | 103.0 | 98.5 | 101.6 |
| Nov | 102.0 | 102.0 | 101.9 | 101.5 | 102.3 | 113.9 | 104.5 | 100.1 | 104.5 | 102.9 | 103.1 | 101.8 | 99.2 | 101.9 | 101.9 | 97.7 | 101.6 |
| Dec | 102.3 | 102.4 | 101.7 | 101.7 | 102.8 | 114.1 | 105.7 | 100.5 | 104.5 | 103.0 | 103.2 | 102.2 | 100.8 | 101.8 | 102.6 | 98.3 | 101.6 |
| 1999 Jan | 102.1 | 102.1 | 101.7 | 102.5 | 102.3 | 113.0 | 105.0 | 100.0 | 105.0 | 103.2 | 102.0 | 102.8 | 99.9 | 101.4 | 101.8 | 98.6 | 101.6 |
| Feb | 102.7 | 102.9 | 102.9 | 102.7 | 103.9 | 115.0 | 105.0 | 100.5 | 105.6 | 103.1 | 104.0 | 102.9 | 100.0 | 101.3 | 102.5 | 98.8 | 101.3 |
| Mar | 102.6 | 102.7 | 101.7 | 102.7 | 103.6 | 115.6 | 105.8 | 100.1 | 105.7 | 103.3 | 103.2 | 102.7 | 100.2 | 101.4 | 102.6 | 98.6 | 101.4 |
| Apr | 102.0 | 101.8 | 100.9 | 102.7 | 101.2 | 115.6 | 105.6 | 100.5 | 105.4 | 103.2 | 103.1 | 103.1 | 99.3 | 101.4 | 102.5 | 99.1 | 101.9 |
| May | 102.1 | 101.9 | 101.2 | 103.4 | 101.6 | 115.7 | 105.5 | 100.2 | 105.9 | 103.2 | 102.6 | 103.1 | 100.0 | 101.2 | 101.8 | 99.2 | 102.0 |
| Jun | 102.3 | 102.2 | 100.9 | 103.6 | 102.1 | 115.6 | 107.0 | 100.1 | 106.2 | 103.2 | 102.5 | 103.1 | 100.0 | 101.4 | 102.3 | 99.0 | 102.1 |
| Jul | 103.3 | 103.6 | 101.2 | 104.2 | 105.0 | 114.8 | 109.4 | 100.1 | 106.5 | 103.3 | 101.2 | 102.9 | 101.4 | 101.8 | 102.3 | 99.3 | 101.7 |
| Aug | 103.0 | 103.2 | 100.7 | 104.0 | 104.2 | 114.8 | 110.6 | 99.8 | 107.1 | 103.4 | 102.3 | 103.0 | 100.9 | 101.8 | 101.6 | 98.5 | 101.7 |
| Sep | 102.6 | 102.6 | 101.4 | 103.5 | 103.0 | 115.7 | 109.0 | 99.6 | 107.4 | 103.3 | 102.5 | 102.7 | 100.2 | 101.8 | 102.5 | 98.9 | 101.8 |

HARMONISIERTE VERBRAUCHERPREISINDIZES
HARMONIZED INDICES OF CONSUMER PRICES
INDICES HARMONISÉS DES PRIX À LA CONSOMMATION




| | 2111 Bildungswesen 1996 = 100 | | Education 1996 = 100 | | | | | | | | | | Enseignement 1996 = 100 | | | | |
|----------|----------------------------------|--------|-------------------------|-------|-------|-------|-------|-------|-------|-------|-------|-------|----------------------------|-------|-------|-------|-------|
| | EU-15 | EUR-11 | B | DK | D | EL | E | F | IRL | I | L | NL | A | P | FIN | S | UK |
| 1995 | 96.6 | 97.3 | : | 97.9 | 95.5 | 91.6 | 95.5 | 99.2 | 96.3 | 97.8 | 98.0 | 97.9 | 93.6 | 94.8 | 99.1 | 104.0 | 96.0 |
| 1996 | 100.0 | 100.0 | : | 100.0 | 100.0 | 100.0 | 100.0 | 100.0 | 100.0 | 100.0 | 100.0 | 100.0 | 100.0 | 100.0 | 100.0 | 100.0 | 100.0 |
| 1997 | 103.4 | 102.2 | : | 101.3 | 103.1 | 107.7 | 103.7 | 101.0 | 105.1 | 101.8 | 100.8 | 102.5 | 105.0 | 104.6 | 104.9 | 99.6 | 105.1 |
| 1998 | 107.4 | 104.8 | : | 103.7 | 107.8 | 114.5 | 106.4 | 102.2 | 108.6 | 103.9 | 105.9 | 105.5 | 108.3 | 109.8 | 110.4 | 103.7 | 111.1 |
| 1998 Jul | 106.4 | 104.4 | : | 101.9 | 106.8 | 112.8 | 105.8 | 101.7 | 107.7 | 103.8 | 104.5 | 105.4 | 107.9 | 108.9 | 109.5 | 101.0 | 109.2 |
| Aug | 106.6 | 104.7 | : | 105.5 | 108.1 | 112.9 | 105.8 | 101.7 | 107.9 | 103.8 | 104.5 | 105.4 | 108.0 | 109.0 | 109.5 | 101.0 | 109.3 |
| Sep | 109.3 | 105.4 | : | 106.5 | 108.7 | 117.6 | 106.6 | 103.4 | 107.9 | 103.8 | 104.5 | 106.9 | 109.3 | 109.2 | 112.4 | 109.2 | 114.8 |
| Oct | 109.5 | 105.6 | : | 106.5 | 109.4 | 117.8 | 107.8 | 103.3 | 107.9 | 103.8 | 110.0 | 107.1 | 109.5 | 112.4 | 112.4 | 109.2 | 114.9 |
| Nov | 109.9 | 106.2 | : | 106.5 | 109.4 | 118.0 | 108.2 | 103.3 | 113.0 | 105.0 | 110.0 | 107.1 | 109.5 | 112.9 | 112.4 | 109.2 | 114.9 |
| Dec | 109.9 | 106.2 | : | 106.5 | 109.4 | 118.0 | 108.6 | 103.3 | 113.0 | 105.0 | 110.0 | 107.1 | 109.5 | 112.9 | 112.4 | 109.2 | 115.0 |
| 1999 Jan | 110.1 | 106.4 | : | 106.5 | 110.2 | 118.0 | 108.7 | 103.4 | 113.0 | 105.0 | 110.0 | 107.0 | 109.6 | 112.7 | 112.4 | 109.2 | 115.1 |
| Feb | 110.5 | 107.1 | : | 106.5 | 112.7 | 118.0 | 108.8 | 103.4 | 113.4 | 105.3 | 110.0 | 107.0 | 110.1 | 112.2 | 112.4 | 109.7 | 115.1 |
| Mar | 110.5 | 107.1 | : | 106.5 | 112.7 | 118.0 | 108.9 | 103.4 | 113.4 | 105.3 | 110.0 | 107.0 | 110.1 | 112.3 | 112.4 | 109.7 | 115.1 |
| Apr | 110.5 | 107.1 | : | 106.5 | 112.7 | 118.0 | 109.1 | 103.4 | 113.4 | 105.3 | 110.0 | 107.0 | 110.1 | 112.4 | 112.4 | 109.7 | 115.2 |
| May | 110.6 | 107.1 | : | 106.5 | 112.7 | 118.0 | 109.1 | 103.4 | 114.2 | 105.2 | 110.0 | 107.0 | 110.1 | 112.1 | 112.4 | 109.7 | 115.3 |
| Jun | 110.6 | 107.1 | : | 106.5 | 112.7 | 118.0 | 109.2 | 103.4 | 114.2 | 105.2 | 110.0 | 107.0 | 110.1 | 112.1 | 112.4 | 109.7 | 115.4 |
| Jul | 110.7 | 107.2 | : | 106.5 | 112.9 | 118.0 | 109.2 | 103.4 | 114.2 | 105.2 | 110.0 | 108.1 | 110.1 | 112.4 | 112.4 | 109.7 | 115.4 |
| Aug | 110.7 | 107.3 | : | 106.5 | 113.0 | 118.0 | 109.3 | 103.4 | 114.0 | 105.3 | 110.0 | 108.2 | 110.2 | 112.6 | 112.4 | 109.7 | 115.4 |
| Sep | 113.1 | 107.8 | : | 108.0 | 113.7 | 121.2 | 110.2 | 104.9 | 114.0 | 105.3 | 110.0 | 110.0 | 110.5 | 112.6 | 112.9 | 113.8 | 121.4 |

| | 2121 Hotels, Cafés und Restaurants 1996 = 100 | | Hotels, cafes and restaurants 1996 = 100 | | | | | | | | | | Hotels, cafés et restaurants 1996 = 100 | | | | |
|----------|--|--------|---|-------|-------|-------|-------|-------|-------|-------|-------|-------|--|-------|-------|-------|-------|
| | EU-15 | EUR-11 | B | DK | D | EL | E | F | IRL | I | L | NL | A | P | FIN | S | UK |
| 1995 | 97.1 | 97.5 | 98.2 | 98.1 | 98.9 | 91.0 | 96.5 | 97.7 | 97.1 | 96.3 | 99.0 | 98.0 | 97.5 | 96.7 | 98.9 | 97.5 | 96.7 |
| 1996 | 100.0 | 100.0 | 100.0 | 100.0 | 100.0 | 100.0 | 100.0 | 100.0 | 100.0 | 100.0 | 100.0 | 100.0 | 100.0 | 100.0 | 100.0 | 100.0 | 100.0 |
| 1997 | 102.5 | 102.0 | 101.7 | 102.3 | 101.0 | 107.6 | 103.1 | 101.7 | 102.9 | 102.8 | 102.1 | 101.9 | 102.1 | 102.3 | 102.1 | 101.0 | 103.6 |
| 1998 | 105.3 | 104.3 | 103.6 | 104.6 | 102.4 | 115.5 | 106.3 | 103.6 | 107.0 | 105.7 | 104.1 | 103.9 | 103.9 | 105.4 | 105.0 | 102.5 | 107.7 |
| 1998 Jul | 106.0 | 105.2 | 104.9 | 105.1 | 104.7 | 115.9 | 106.4 | 104.4 | 107.9 | 105.7 | 104.2 | 105.4 | 104.1 | 106.1 | 104.6 | 102.0 | 108.0 |
| Aug | 106.2 | 105.3 | 104.7 | 105.3 | 104.8 | 116.0 | 106.7 | 104.5 | 108.0 | 106.0 | 104.2 | 105.2 | 104.6 | 106.3 | 104.6 | 102.2 | 108.4 |
| Sep | 105.9 | 104.8 | 103.9 | 105.1 | 102.8 | 116.2 | 107.2 | 104.0 | 108.2 | 106.3 | 104.2 | 104.1 | 103.1 | 106.7 | 105.4 | 103.1 | 108.6 |
| Oct | 106.0 | 104.8 | 104.4 | 105.5 | 102.7 | 116.6 | 107.4 | 103.9 | 108.3 | 106.3 | 104.3 | 105.3 | 102.8 | 106.6 | 105.6 | 103.4 | 108.9 |
| Nov | 105.8 | 104.6 | 103.8 | 105.6 | 101.8 | 116.3 | 107.4 | 103.8 | 108.3 | 106.4 | 104.4 | 103.9 | 103.5 | 106.3 | 105.8 | 103.5 | 109.2 |
| Dec | 106.2 | 104.8 | 104.3 | 105.7 | 102.1 | 121.2 | 107.5 | 103.9 | 108.6 | 106.5 | 104.4 | 104.8 | 104.4 | 106.3 | 105.9 | 103.4 | 109.5 |
| 1999 Jan | 106.5 | 105.1 | 103.9 | 106.1 | 102.1 | 122.4 | 108.4 | 104.2 | 108.8 | 106.8 | 104.5 | 105.3 | 104.9 | 106.6 | 106.2 | 104.0 | 109.9 |
| Feb | 106.9 | 105.7 | 104.4 | 106.2 | 102.7 | 118.2 | 108.8 | 104.6 | 109.0 | 107.4 | 104.6 | 106.1 | 106.2 | 107.0 | 106.4 | 104.7 | 110.2 |
| Mar | 107.1 | 105.8 | 104.4 | 106.4 | 102.6 | 119.3 | 109.2 | 104.7 | 109.2 | 107.6 | 104.6 | 105.9 | 105.9 | 107.3 | 106.4 | 104.4 | 110.3 |
| Apr | 107.6 | 106.2 | 105.5 | 106.8 | 103.1 | 125.5 | 109.6 | 105.1 | 110.0 | 107.8 | 105.0 | 107.1 | 105.4 | 107.6 | 107.3 | 104.9 | 110.9 |
| May | 107.8 | 106.4 | 105.6 | 107.5 | 103.7 | 121.6 | 109.9 | 105.0 | 111.5 | 108.1 | 105.0 | 107.5 | 104.6 | 107.9 | 107.5 | 105.5 | 111.3 |
| Jun | 108.0 | 106.6 | 105.6 | 107.9 | 104.2 | 121.7 | 110.0 | 105.4 | 111.8 | 108.3 | 105.1 | 107.7 | 104.2 | 108.0 | 107.4 | 105.3 | 111.7 |
| Jul | 108.7 | 107.5 | 106.9 | 108.1 | 106.0 | 122.9 | 110.4 | 106.2 | 112.0 | 108.6 | 105.1 | 109.4 | 105.5 | 108.4 | 107.2 | 103.3 | 111.8 |
| Aug | 109.0 | 107.8 | 107.1 | 108.5 | 106.5 | 123.1 | 110.7 | 106.4 | 112.2 | 108.8 | 105.1 | 109.4 | 105.8 | 108.8 | 107.3 | 104.8 | 112.0 |
| Sep | 108.5 | 107.0 | 106.1 | 108.7 | 104.0 | 123.6 | 111.2 | 105.7 | 112.4 | 108.9 | 105.2 | 108.0 | 104.3 | 109.1 | 107.8 | 105.8 | 112.2 |


HARMONISIERTE VERBRAUCHERPREISINDIZES
HARMONIZED INDICES OF CONSUMER PRICES
INDICES HARMONISÉS DES PRIX À LA CONSOMMATION



| | 2113 Verschiedene Waren und Dienstleistungen 1996 = 100 | | | | Miscellaneous goods and services 1996 = 100 | | | | | | | Autres biens et services 1996 = 100 | | | | | |
|----------|--|--------|-------|-------|--|-------|-------|-------|-------|-------|-------|--|-------|-------|-------|-------|-------|
| | EU-15 | EUR-11 | B | DK | D | EL | E | F | IRL | I | L | NL | A | P | FIN | S | UK |
| 1995 | 97.8 | 98.1 | 98.6 | 97.2 | 99.9 | 89.4 | 97.3 | 98.2 | 95.5 | 95.7 | 98.9 | 99.0 | 99.1 | 95.5 | 100.0 | 98.2 | 98.3 |
| 1996 | 100.0 | 100.0 | 100.0 | 100.0 | 100.0 | 100.0 | 100.0 | 100.0 | 100.0 | 100.0 | 100.0 | 100.0 | 100.0 | 100.0 | 100.0 | 100.0 | 100.0 |
| 1997 | 101.9 | 101.5 | 100.5 | 102.4 | 101.4 | 108.6 | 102.1 | 100.9 | 102.6 | 102.2 | 101.6 | 101.0 | 100.8 | 103.6 | 100.8 | 101.7 | 102.9 |
| 1998 | 103.4 | 102.4 | 101.5 | 104.7 | 101.3 | 114.9 | 104.5 | 101.5 | 107.0 | 104.0 | 102.3 | 102.8 | 101.5 | 107.0 | 102.5 | 103.9 | 106.9 |
| 1998 Jul | 103.4 | 102.4 | 101.6 | 104.9 | 101.3 | 115.1 | 104.8 | 101.5 | 107.4 | 104.1 | 102.4 | 103.0 | 101.7 | 107.6 | 102.7 | 103.4 | 107.1 |
| Aug | 103.6 | 102.6 | 101.7 | 105.1 | 101.4 | 115.1 | 104.8 | 101.6 | 107.8 | 104.3 | 102.5 | 103.0 | 101.5 | 107.7 | 103.0 | 104.0 | 107.6 |
| Sep | 103.6 | 102.5 | 102.0 | 105.3 | 101.6 | 116.1 | 105.0 | 101.3 | 108.3 | 104.2 | 102.5 | 103.2 | 101.1 | 107.8 | 103.0 | 104.3 | 107.7 |
| Oct | 103.8 | 102.6 | 102.0 | 105.4 | 101.8 | 116.1 | 105.1 | 101.3 | 108.4 | 104.3 | 102.6 | 103.4 | 101.4 | 107.8 | 102.8 | 104.5 | 108.1 |
| Nov | 103.9 | 102.8 | 102.1 | 105.5 | 101.9 | 117.0 | 105.4 | 101.5 | 108.7 | 104.5 | 102.4 | 103.5 | 101.5 | 108.2 | 103.1 | 104.6 | 108.1 |
| Dec | 104.1 | 102.8 | 102.2 | 105.6 | 101.9 | 118.8 | 105.3 | 101.6 | 108.9 | 104.5 | 102.6 | 103.7 | 101.5 | 108.3 | 103.0 | 104.7 | 108.4 |
| 1999 Jan | 104.2 | 103.0 | 102.4 | 105.9 | 102.1 | 117.4 | 106.0 | 101.4 | 108.8 | 104.8 | 101.0 | 104.8 | 101.8 | 109.0 | 103.7 | 104.8 | 108.5 |
| Feb | 104.5 | 103.3 | 102.6 | 106.4 | 102.4 | 117.1 | 106.2 | 101.5 | 109.2 | 105.1 | 103.1 | 105.0 | 101.9 | 109.7 | 104.1 | 105.2 | 108.8 |
| Mar | 104.7 | 103.5 | 102.8 | 106.6 | 102.6 | 117.8 | 106.7 | 101.8 | 109.6 | 105.2 | 103.2 | 105.1 | 101.9 | 110.3 | 104.1 | 105.4 | 108.6 |
| Apr | 104.9 | 103.6 | 102.9 | 107.1 | 102.7 | 119.1 | 106.9 | 101.8 | 109.8 | 105.4 | 103.3 | 105.3 | 101.8 | 110.6 | 104.3 | 106.6 | 109.5 |
| May | 105.1 | 103.8 | 103.1 | 107.2 | 102.9 | 118.0 | 107.0 | 101.8 | 110.2 | 106.0 | 103.3 | 105.3 | 101.9 | 110.9 | 104.3 | 106.9 | 109.7 |
| Jun | 105.1 | 103.8 | 103.2 | 108.3 | 102.9 | 118.2 | 107.2 | 101.8 | 110.4 | 106.1 | 103.6 | 105.5 | 101.9 | 111.2 | 104.4 | 106.7 | 109.9 |
| Jul | 105.3 | 104.0 | 103.3 | 108.3 | 103.0 | 117.6 | 107.4 | 101.6 | 111.9 | 106.6 | 102.2 | 105.6 | 102.0 | 111.3 | 105.0 | 106.8 | 110.5 |
| Aug | 105.5 | 104.1 | 103.4 | 108.4 | 103.0 | 117.9 | 107.6 | 101.7 | 112.4 | 106.8 | 103.6 | 105.8 | 101.7 | 111.5 | 105.6 | 107.0 | 110.8 |
| Sep | 105.6 | 104.2 | 103.5 | 108.2 | 103.0 | 118.6 | 107.6 | 101.8 | 112.8 | 107.1 | 104.3 | 105.9 | 101.8 | 111.6 | 105.5 | 107.3 | 110.8 |



Agrarpreisindizes
Indices of agricultural prices
Indices des prix agricoles



ERZEUGERPREISE LANDWIRTSCHAFTLICHER PRODUKTE
PRODUCER PRICES OF AGRICULTURAL PRODUCTS
PRIX À LA PRODUCTION DE PRODUITS AGRICOLES



| | Output Insgesamt Nominaler Index 1990 = 100 | | | | | | | | Output total Nominal indices 1990 = 100 | | | | | Output total Indices nominaux 1990 = 100 | | | |
|----------|---|--------|------|------|------|-------|-------|------|---|-------|------|-------|------|--|------|------|-------|
| | EU-15 | EUR-11 | B | DK | D | EL | E | F | IRL | I | L | NL | A | P | FIN | S | UK |
| 1995 | 105.1 | 100.9 | 89.6 | 85.7 | 92.0 | 168.4 | 121.1 | 90.8 | 108.2 | 116.1 | 84.4 | 97.9 | 74.1 | 102.0 | 71.5 | 97.8 | 116.0 |
| 1996 | 105.5 | 101.0 | 91.2 | 86.9 | 91.0 | 180.1 | 120.6 | 90.8 | 102.8 | 118.4 | 82.6 | 99.7 | 74.9 | 101.5 | 61.3 | 93.9 | 114.3 |
| 1997 | 103.9 | 100.4 | 92.7 | 87.4 | 91.6 | 186.2 | 115.2 | 90.6 | 96.5 | 118.3 | 84.3 | 104.7 | 76.7 | 95.3 | 60.4 | 91.9 | 98.7 |
| 1998 | 101.2 | 98.3 | 87.8 | 78.2 | 86.3 | 187.5 | 113.0 | 89.9 | 95.4 | 117.7 | 84.2 | 100.4 | 71.5 | 101.8 | 59.9 | 90.9 | 90.1 |
| 1998 Apr | 103.1 | 101.1 | 88.0 | 83.2 | 92.0 | 179.4 | 120.4 | 90.0 | 97.8 | 117.7 | 83.3 | 107.4 | 73.6 | 100.5 | 56.7 | 92.2 | 89.2 |
| May | 102.1 | 99.6 | 90.1 | 79.9 | 90.0 | 183.4 | 116.8 | 90.0 | 100.1 | 116.9 | 82.4 | 102.0 | 71.8 | 99.3 | 57.3 | 91.0 | 90.8 |
| Jun | 101.9 | 98.5 | 88.4 | 83.1 | 90.2 | 186.5 | 111.3 | 91.2 | 99.7 | 116.3 | 82.4 | 97.6 | 73.1 | 99.2 | 57.2 | 90.9 | 95.4 |
| Jul | 100.2 | 96.5 | 86.0 | 80.2 | 89.0 | 188.2 | 109.0 | 89.1 | 97.2 | 112.4 | 83.4 | 95.6 | 72.4 | 100.9 | 58.3 | 89.8 | 94.7 |
| Aug | 100.8 | 97.3 | 86.0 | 77.0 | 87.5 | 197.9 | 110.0 | 89.3 | 95.7 | 117.2 | 85.2 | 93.9 | 71.2 | 104.4 | 62.2 | 90.7 | 89.7 |
| Sep | 101.5 | 98.9 | 84.4 | 76.0 | 86.8 | 195.3 | 113.7 | 89.1 | 94.6 | 123.0 | 87.4 | 95.6 | 69.8 | 106.1 | 62.1 | 89.5 | 85.7 |
| Oct | 99.2 | 96.4 | 84.5 | 74.3 | 84.6 | 187.8 | 111.3 | 88.5 | 92.9 | 114.2 | 89.1 | 97.7 | 68.3 | 108.1 | 61.8 | 90.3 | 86.0 |
| Nov | 99.1 | 96.4 | 88.3 | 72.2 | 84.1 | 185.2 | 112.0 | 88.8 | 91.6 | 112.8 | 90.2 | 98.6 | 67.7 | 105.4 | 62.4 | 91.3 | 88.1 |
| Dec | 103.1 | 100.8 | 95.6 | 71.7 | 87.8 | 185.8 | 123.2 | 89.9 | 91.1 | 116.6 | 90.2 | 106.2 | 67.3 | 109.0 | 62.7 | 89.7 | 91.5 |
| 1999 Jan | 103.0 | 100.8 | 95.4 | 72.3 | 84.9 | 184.8 | 121.6 | 88.8 | 90.4 | 123.2 | 85.2 | 105.0 | 68.4 | 107.9 | 60.3 | 90.0 | 90.5 |
| Feb | 104.3 | 102.1 | 93.4 | 71.0 | 85.5 | 187.7 | 127.7 | 88.3 | 91.7 | 124.2 | 83.3 | 108.0 | 69.0 | 108.0 | 60.3 | 90.3 | 92.2 |
| Mar | 103.3 | 101.2 | 93.8 | 72.7 | 86.1 | 182.5 | 128.9 | 88.0 | 93.2 | 118.4 | 82.1 | 106.7 | 70.1 | 108.4 | 58.9 | 90.6 | 91.9 |
| Apr | 100.1 | 97.4 | 87.1 | 74.2 | 85.0 | 182.5 | 122.4 | 86.8 | 93.2 | 112.4 | 82.1 | 97.3 | 68.7 | 107.1 | 57.1 | 89.0 | 90.7 |
| May | 98.3 | 95.2 | 89.2 | 74.1 | 85.4 | 187.5 | 111.0 | 87.1 | 92.9 | 110.3 | 82.1 | 94.0 | 68.9 | 107.3 | 58.3 | 88.4 | 88.4 |
| Jun | 97.1 | 94.1 | 79.0 | 79.3 | 86.1 | 182.5 | 108.3 | 87.3 | 91.0 | 110.3 | 82.1 | 89.8 | 73.0 | 99.6 | 58.0 | 90.5 | 86.3 |

| | Output Insgesamt Deflationierter Index 1990 = 100 | | | | | | | | Output total Deflated indexes 1990 = 100 | | | | | Output total Indices déflatés 1990 = 100 | | | |
|----------|---|--------|------|------|------|------|------|------|--|------|------|------|------|--|------|------|------|
| | EU-15 | EUR-11 | B | DK | D | EL | E | F | IRL | I | L | NL | A | P | FIN | S | UK |
| 1995 | 85.4 | 84.1 | 79.4 | 77.8 | 78.7 | 87.8 | 94.1 | 81.4 | 95.6 | 90.9 | 73.6 | 84.9 | 63.2 | 72.3 | 63.9 | 79.8 | 98.2 |
| 1996 | 83.2 | 82.0 | 79.2 | 77.3 | 76.8 | 86.5 | 90.5 | 79.8 | 89.3 | 89.2 | 71.0 | 84.8 | 62.7 | 69.8 | 54.4 | 76.2 | 94.4 |
| 1997 | 80.1 | 80.2 | 79.3 | 76.0 | 75.9 | 84.7 | 84.8 | 78.6 | 82.7 | 87.4 | 71.4 | 87.1 | 63.4 | 64.4 | 53.0 | 74.2 | 79.0 |
| 1998 | 76.6 | 77.4 | 74.3 | 66.7 | 70.9 | 81.4 | 81.7 | 77.5 | 79.9 | 85.3 | 70.7 | 81.8 | 58.5 | 66.9 | 51.8 | 73.5 | 69.7 |
| 1998 Apr | 78.6 | 79.8 | 74.6 | 71.6 | 76.2 | 77.6 | 87.6 | 77.4 | 82.4 | 85.5 | 70.2 | 87.7 | 60.2 | 66.7 | 49.1 | 72.6 | 71.3 |
| May | 77.6 | 78.5 | 76.0 | 68.5 | 74.2 | 79.0 | 84.8 | 77.3 | 84.0 | 84.8 | 69.3 | 83.4 | 58.9 | 65.4 | 49.5 | 71.5 | 72.2 |
| Jun | 77.5 | 77.8 | 74.7 | 71.2 | 74.3 | 80.2 | 80.8 | 78.3 | 83.2 | 84.3 | 69.3 | 80.1 | 60.1 | 65.3 | 49.3 | 71.5 | 76.0 |
| Jul | 76.2 | 76.1 | 72.5 | 69.0 | 73.2 | 82.7 | 78.8 | 76.8 | 81.5 | 81.5 | 69.9 | 78.7 | 59.5 | 66.3 | 50.5 | 70.9 | 75.9 |
| Aug | 76.3 | 76.6 | 72.8 | 66.3 | 71.9 | 86.9 | 79.3 | 76.9 | 80.0 | 84.9 | 71.5 | 77.3 | 58.5 | 68.6 | 53.8 | 71.9 | 71.6 |
| Sep | 76.7 | 77.7 | 71.5 | 65.2 | 71.7 | 84.0 | 81.9 | 76.6 | 78.8 | 89.1 | 73.3 | 78.0 | 57.5 | 69.9 | 53.5 | 70.6 | 68.0 |
| Oct | 75.1 | 75.9 | 71.6 | 63.8 | 70.0 | 80.8 | 80.2 | 76.2 | 77.5 | 82.6 | 74.7 | 79.5 | 56.1 | 71.0 | 53.2 | 71.0 | 68.4 |
| Nov | 75.1 | 75.9 | 74.8 | 61.9 | 69.6 | 79.8 | 80.8 | 76.5 | 76.4 | 81.4 | 75.6 | 80.2 | 55.6 | 68.8 | 54.0 | 71.9 | 70.0 |
| Dec | 78.0 | 79.2 | 81.1 | 61.6 | 72.7 | 79.6 | 88.6 | 77.4 | 75.8 | 84.1 | 75.7 | 86.7 | 55.1 | 70.9 | 54.3 | 70.8 | 72.5 |
| 1999 Jan | 78.0 | 79.1 | 80.6 | 62.0 | 70.3 | 80.1 | 87.2 | 76.7 | 75.8 | 88.8 | 72.6 | 85.7 | 56.1 | 70.4 | 52.3 | 71.3 | 72.1 |
| Feb | 78.8 | 79.9 | 78.8 | 60.6 | 70.7 | 81.8 | 91.4 | 76.0 | 76.4 | 89.4 | 69.7 | 87.6 | 56.4 | 70.5 | 52.0 | 71.4 | 73.3 |
| Mar | 77.8 | 78.9 | 79.0 | 61.7 | 71.0 | 77.8 | 92.0 | 75.5 | 77.4 | 85.0 | 68.7 | 85.7 | 57.3 | 70.5 | 50.8 | 71.3 | 72.7 |
| Apr | 75.0 | 75.8 | 73.1 | 62.8 | 69.9 | 77.0 | 87.0 | 74.2 | 76.9 | 80.6 | 68.3 | 77.9 | 56.2 | 69.2 | 48.8 | 69.9 | 71.4 |
| May | 73.6 | 74.2 | 74.7 | 62.5 | 70.2 | 79.1 | 78.9 | 74.5 | 76.2 | 78.8 | 68.1 | 75.2 | 56.3 | 69.2 | 49.6 | 69.2 | 69.4 |
| Jun | 72.8 | 73.3 | 66.3 | 66.7 | 70.7 | 77.1 | 76.9 | 74.6 | 74.5 | 78.8 | 68.2 | 72.3 | 59.9 | 64.2 | 49.4 | 70.9 | 67.8 |

ERZEUGERPREISE LANDWIRTSCHAFTLICHER PRODUKTE
 PRODUCER PRICES OF AGRICULTURAL PRODUCTS
 PRIX À LA PRODUCTION DE PRODUITS AGRICOLES



| | Pflanzliche Erzeugnisse 2203 Deflationierter Index 1990 = 100 | | | | | | | | | | Crop products Deflated indexes 1990 = 100 | | | | | Produits végétaux Indices déflatés 1990 = 100 | | | |
|----------|---|--------|-------|------|------|------|-------|------|------|------|---|-------|------|------|------|---|------|--|--|
| | EU-15 | EUR-11 | B | DK | D | EL | E | F | IRL | I | L | NL | A | P | FIN | S | UK | | |
| 1995 | 88.2 | 87.6 | 84.8 | 80.2 | 82.1 | 89.7 | 99.1 | 80.0 | 99.5 | 91.9 | 67.7 | 95.8 | 61.0 | 78.7 | 55.6 | 85.1 | 94.5 | | |
| 1996 | 85.0 | 84.7 | 83.1 | 75.7 | 76.5 | 90.5 | 92.7 | 79.2 | 86.2 | 90.6 | 75.4 | 94.2 | 61.6 | 73.6 | 50.2 | 78.5 | 85.2 | | |
| 1997 | 80.3 | 80.9 | 79.3 | 73.3 | 72.3 | 88.7 | 82.7 | 75.9 | 77.6 | 89.4 | 77.6 | 97.7 | 62.2 | 64.5 | 49.7 | 72.9 | 68.6 | | |
| 1998 | 80.1 | 81.1 | 82.7 | 69.9 | 70.8 | 84.4 | 83.2 | 76.0 | 87.3 | 88.4 | 77.2 | 99.0 | 59.3 | 75.3 | 49.8 | 75.8 | 68.0 | | |
| 1998 Apr | 82.4 | 84.3 | 82.4 | 73.9 | 76.6 | 79.1 | 91.0 | 77.4 | 83.3 | 87.6 | 81.8 | 110.3 | 61.0 | 71.4 | 47.3 | 72.3 | 68.5 | | |
| May | 81.9 | 83.2 | 90.2 | 72.0 | 75.4 | 81.1 | 87.5 | 77.5 | 91.9 | 88.1 | 81.5 | 102.4 | 60.4 | 70.7 | 48.7 | 70.9 | 71.6 | | |
| Jun | 81.3 | 81.6 | 84.4 | 79.8 | 75.1 | 82.8 | 80.2 | 79.4 | 90.3 | 88.4 | 81.5 | 94.0 | 61.9 | 71.7 | 47.9 | 72.9 | 78.2 | | |
| Jul | 78.2 | 78.3 | 80.0 | 75.2 | 73.4 | 85.5 | 77.5 | 74.9 | 91.8 | 84.3 | 81.3 | 91.2 | 61.9 | 73.4 | 47.3 | 70.2 | 72.0 | | |
| Aug | 78.6 | 78.9 | 78.9 | 68.8 | 70.8 | 91.4 | 79.0 | 73.7 | 87.4 | 88.2 | 79.8 | 89.3 | 59.6 | 76.8 | 53.1 | 72.9 | 67.6 | | |
| Sep | 80.4 | 81.5 | 76.0 | 68.4 | 71.7 | 87.6 | 85.4 | 73.0 | 88.8 | 93.2 | 79.8 | 93.0 | 58.5 | 80.6 | 49.9 | 70.6 | 66.2 | | |
| Oct | 78.7 | 79.6 | 79.4 | 68.0 | 70.1 | 83.2 | 84.6 | 72.6 | 85.6 | 83.9 | 78.8 | 99.9 | 57.6 | 65.2 | 50.0 | 76.5 | 68.1 | | |
| Nov | 80.2 | 81.3 | 92.7 | 67.0 | 71.7 | 82.0 | 86.4 | 74.7 | 88.6 | 83.5 | 78.7 | 104.5 | 59.3 | 82.5 | 52.1 | 80.0 | 71.1 | | |
| Dec | 84.8 | 86.2 | 101.7 | 66.2 | 74.1 | 81.9 | 97.6 | 76.5 | 90.7 | 87.1 | 78.8 | 115.3 | 57.4 | 84.5 | 53.0 | 79.7 | 77.3 | | |
| 1999 Jan | 86.7 | 88.5 | 106.9 | 68.0 | 74.9 | 82.3 | 97.1 | 76.5 | 94.5 | 94.9 | 80.1 | 117.6 | 58.7 | 86.3 | 53.3 | 89.0 | 75.4 | | |
| Feb | 88.2 | 90.2 | 103.5 | 66.7 | 74.5 | 84.5 | 103.2 | 76.4 | 94.5 | 96.7 | 78.6 | 120.7 | 59.6 | 86.4 | 52.6 | 88.3 | 75.8 | | |
| Mar | 86.3 | 88.6 | 104.1 | 67.3 | 75.0 | 79.6 | 104.2 | 76.4 | 94.4 | 89.4 | 78.5 | 118.0 | 63.4 | 84.9 | 53.5 | 87.3 | 73.1 | | |
| Apr | 82.8 | 84.5 | 94.0 | 70.5 | 74.7 | 78.3 | 96.7 | 76.8 | 91.9 | 84.0 | 78.2 | 104.9 | 62.8 | 82.7 | 51.5 | 82.4 | 72.2 | | |
| May | 80.1 | 81.2 | 98.8 | 70.0 | 75.2 | 81.6 | 83.6 | 76.7 | 89.2 | 82.8 | 77.9 | 98.3 | 61.8 | 82.2 | 52.7 | 81.1 | 69.5 | | |
| Jun | 76.9 | 77.7 | 81.4 | 76.8 | 72.3 | 78.2 | 78.8 | 75.0 | 81.2 | 83.0 | 78.0 | 85.4 | 65.5 | 70.6 | 51.3 | 88.9 | 65.5 | | |

| | Tiere und tierische Erzeugnisse 2204 Deflationierter Index 1990 = 100 | | | | | | | | | | Animals and animal products Deflated index 1990 = 100 | | | | | Animaux et produits animaux Indices déflatés 1990 = 100 | | | |
|----------|---|--------|------|------|------|------|------|------|------|------|---|------|------|------|------|---|-------|--|--|
| | EU-15 | EUR-11 | B | DK | D | EL | E | F | IRL | I | L | NL | A | P | FIN | S | UK | | |
| 1995 | 82.8 | 80.8 | 76.4 | 76.4 | 77.0 | 83.0 | 86.0 | 82.9 | 95.0 | 89.5 | 74.9 | 77.1 | 63.8 | 65.8 | 67.4 | 77.9 | 100.7 | | |
| 1996 | 81.6 | 79.5 | 77.1 | 78.1 | 76.9 | 76.7 | 86.9 | 80.5 | 89.7 | 87.2 | 70.1 | 77.9 | 63.0 | 65.8 | 56.2 | 75.4 | 100.6 | | |
| 1997 | 80.0 | 79.6 | 79.2 | 77.5 | 77.8 | 75.0 | 88.2 | 81.6 | 83.4 | 84.3 | 70.1 | 79.3 | 63.8 | 64.3 | 54.4 | 74.7 | 86.1 | | |
| 1998 | 73.3 | 73.9 | 69.5 | 65.0 | 70.9 | 74.1 | 79.2 | 79.2 | 78.9 | 80.5 | 69.3 | 69.4 | 58.3 | 58.3 | 52.7 | 72.7 | 70.9 | | |
| 1998 Apr | 75.1 | 75.6 | 70.2 | 70.4 | 76.0 | 74.1 | 82.0 | 77.4 | 82.2 | 82.2 | 67.9 | 71.2 | 59.9 | 61.9 | 49.8 | 72.7 | 73.2 | | |
| May | 73.7 | 74.2 | 68.0 | 66.6 | 73.7 | 73.9 | 80.4 | 77.2 | 82.9 | 79.8 | 66.8 | 69.6 | 58.4 | 60.0 | 49.8 | 71.7 | 72.7 | | |
| Jun | 73.9 | 74.2 | 69.2 | 66.5 | 74.0 | 73.7 | 81.9 | 77.0 | 82.3 | 78.1 | 66.8 | 70.1 | 59.5 | 58.7 | 49.9 | 70.9 | 74.5 | | |
| Jul | 74.3 | 74.1 | 68.3 | 65.5 | 73.1 | 75.8 | 80.8 | 78.9 | 80.0 | 77.2 | 67.7 | 69.7 | 58.8 | 59.0 | 51.8 | 71.1 | 78.5 | | |
| Aug | 74.2 | 74.6 | 69.4 | 65.0 | 72.5 | 75.8 | 79.6 | 80.5 | 79.0 | 79.9 | 69.8 | 68.7 | 58.1 | 60.2 | 54.1 | 71.6 | 74.2 | | |
| Sep | 73.3 | 74.2 | 69.0 | 63.4 | 71.7 | 75.4 | 76.3 | 80.8 | 77.4 | 82.9 | 72.0 | 67.1 | 57.1 | 58.8 | 55.0 | 70.6 | 69.3 | | |
| Oct | 71.7 | 72.5 | 67.1 | 61.4 | 70.0 | 74.8 | 72.9 | 80.2 | 76.4 | 80.5 | 74.0 | 64.7 | 55.7 | 56.4 | 54.6 | 69.0 | 68.6 | | |
| Nov | 70.3 | 70.8 | 64.6 | 59.1 | 68.6 | 74.3 | 71.6 | 78.5 | 74.7 | 78.4 | 75.0 | 62.6 | 54.5 | 54.7 | 54.8 | 69.0 | 69.2 | | |
| Dec | 71.7 | 72.6 | 69.5 | 59.1 | 71.9 | 74.0 | 74.0 | 78.4 | 73.7 | 79.5 | 75.1 | 65.9 | 54.5 | 57.0 | 54.8 | 67.5 | 69.2 | | |
| 1999 Jan | 70.0 | 70.3 | 65.7 | 58.7 | 68.0 | 74.6 | 71.0 | 76.9 | 73.2 | 79.6 | 71.2 | 62.5 | 55.3 | 54.1 | 51.9 | 64.9 | 69.9 | | |
| Feb | 70.0 | 70.3 | 64.8 | 57.2 | 68.7 | 75.1 | 72.4 | 75.6 | 73.8 | 78.3 | 68.0 | 63.5 | 55.5 | 54.2 | 51.7 | 65.3 | 71.6 | | |
| Mar | 69.8 | 69.9 | 64.8 | 58.7 | 69.0 | 73.2 | 72.1 | 74.4 | 75.1 | 78.3 | 66.7 | 62.2 | 55.5 | 55.8 | 49.6 | 65.4 | 72.4 | | |
| Apr | 67.8 | 67.6 | 61.2 | 58.7 | 67.4 | 73.5 | 71.3 | 71.4 | 74.8 | 75.4 | 66.4 | 58.3 | 54.2 | 55.3 | 47.7 | 65.3 | 70.9 | | |
| May | 67.6 | 67.5 | 61.0 | 58.4 | 67.6 | 73.0 | 71.3 | 72.1 | 74.4 | 72.9 | 66.2 | 58.5 | 54.6 | 55.9 | 48.3 | 64.9 | 69.4 | | |
| Jun | 69.1 | 69.2 | 57.7 | 61.2 | 69.8 | 74.4 | 74.0 | 74.2 | 73.5 | 72.5 | 66.3 | 62.7 | 58.2 | 57.6 | 48.6 | 64.3 | 69.4 | | |

EINKAUFSPREISE LANDWIRTSCHAFTLICHER BETRIEBSMITTEL
PURCHASE PRICES OF THE MEANS OF AGRICULTURAL PRODUCTIONS
PRIX D'ACHAT DES MOYENS DE PRODUCTION



| | 2301 Input insgesamt (I+II) Nominaler Index 1990 = 100 | | | Input total (I+II) Nominal indices 1990 = 100 | | | | | | | | | Input total (I+II) Indices nominaux 1990 = 100 | | | | |
|----------|--|--------|-------|---|-------|-------|-------|-------|-------|-------|-------|-------|--|-------|------|-------|-------|
| | EU-15 | EUR-11 | B | DK | D | EL | E | F | IRL | I | L | NL | A | P | FIN | S | UK |
| 1995 | 112.5 | 110.4 | 100.8 | 99.0 | 106.3 | 180.5 | 114.4 | 104.9 | 106.0 | 126.3 | 107.3 | 104.2 | 106.8 | 113.4 | 86.6 | 114.8 | 115.7 |
| 1996 | 116.9 | 114.1 | 104.8 | 102.0 | 108.9 | 195.6 | 119.2 | 108.9 | 109.6 | 130.9 | 110.0 | 108.3 | 110.8 | 114.0 | 88.4 | 121.1 | 122.1 |
| 1997 | 118.2 | 115.6 | 106.9 | 104.5 | 110.7 | 201.0 | 122.3 | 110.7 | 109.0 | 131.6 | 111.0 | 108.6 | 113.8 | 111.0 | 90.0 | 123.4 | 119.9 |
| 1998 | 116.0 | 113.4 | 102.6 | 103.4 | 107.1 | 203.6 | 121.8 | 107.4 | 108.1 | 130.2 | 110.3 | 106.7 | 112.5 | 109.4 | 89.1 | 122.0 | 116.9 |
| 1998 Apr | 117.1 | 114.4 | 103.5 | 104.8 | 106.2 | 206.7 | 123.9 | 109.6 | 108.5 | 130.6 | 109.1 | 110.3 | 112.9 | 108.9 | 90.0 | 123.1 | 117.9 |
| May | 116.6 | 113.9 | 102.8 | 104.5 | 105.2 | 206.8 | 123.5 | 108.9 | 108.4 | 130.6 | 109.2 | 109.8 | 112.7 | 109.5 | 89.8 | 122.6 | 117.4 |
| Jun | 116.0 | 113.3 | 102.2 | 103.9 | 104.8 | 206.0 | 122.4 | 108.5 | 108.3 | 130.4 | 109.3 | 109.1 | 112.8 | 107.1 | 88.4 | 122.3 | 116.2 |
| Jul | 115.3 | 112.5 | 101.5 | 103.8 | 103.9 | 205.9 | 121.9 | 108.0 | 108.2 | 130.0 | 109.3 | 106.0 | 112.3 | 104.5 | 88.0 | 122.0 | 116.0 |
| Aug | 115.1 | 112.4 | 100.5 | 102.6 | 103.1 | 205.4 | 123.7 | 107.5 | 108.0 | 129.8 | 108.9 | 105.7 | 112.4 | 104.0 | 88.0 | 121.7 | 115.9 |
| Sep | 114.7 | 112.0 | 100.9 | 101.9 | 102.0 | 205.0 | 122.5 | 107.3 | 107.7 | 129.7 | 109.1 | 105.6 | 111.0 | 109.0 | 87.8 | 120.7 | 115.4 |
| Oct | 114.0 | 111.2 | 100.1 | 102.2 | 101.5 | 203.4 | 119.0 | 107.0 | 107.5 | 129.8 | 109.2 | 105.1 | 111.1 | 106.6 | 87.7 | 120.6 | 115.7 |
| Nov | 113.6 | 110.8 | 100.0 | 101.8 | 101.2 | 201.1 | 118.4 | 106.7 | 107.3 | 129.7 | 108.8 | 104.7 | 111.2 | 104.9 | 87.6 | 120.2 | 115.5 |
| Dec | 113.8 | 111.0 | 100.3 | 101.9 | 101.7 | 200.0 | 118.8 | 106.6 | 107.4 | 129.8 | 108.8 | 104.7 | 110.9 | 105.0 | 87.3 | 120.0 | 116.4 |
| 1999 Jan | 114.0 | 111.1 | 100.5 | 101.6 | 101.8 | 201.7 | 118.9 | 106.4 | 107.8 | 129.5 | 108.4 | 104.8 | 110.9 | 110.0 | 87.5 | 120.5 | 116.9 |
| Feb | 114.2 | 111.4 | 100.6 | 102.0 | 101.8 | 200.5 | 120.5 | 106.4 | 108.2 | 129.4 | 108.0 | 105.2 | 110.6 | 111.9 | 87.8 | 120.6 | 116.9 |
| Mar | 114.6 | 111.7 | 101.3 | 102.6 | 102.5 | 204.3 | 120.2 | 106.8 | 108.3 | 129.4 | 108.3 | 105.2 | 110.8 | 111.8 | 88.0 | 120.9 | 117.2 |
| Apr | 114.9 | 111.8 | 101.8 | 103.2 | 103.3 | 209.7 | 119.6 | 107.2 | 108.8 | 129.4 | 109.0 | 105.1 | 111.0 | 111.1 | 88.3 | 121.5 | 117.6 |
| May | 114.7 | 111.7 | 102.2 | 103.0 | 103.1 | 208.6 | 118.5 | 107.1 | 109.0 | 129.5 | 109.3 | 104.7 | 110.9 | 111.8 | 88.3 | 121.3 | 117.5 |
| Jun | 114.7 | 111.7 | 102.1 | 103.0 | 103.6 | 208.1 | 118.8 | 107.1 | 108.9 | 129.5 | 109.3 | 104.2 | 110.6 | 111.9 | 87.4 | 121.3 | 116.5 |

| | 2302 Input insgesamt (I+II) Deflationierter Index 1990 = 100 | | | Input total (I+II) Deflated indexes 1990 = 100 | | | | | | | | | Input total (I+II) Indices déflatés 1990 = 100 | | | | |
|----------|--|--------|------|--|------|------|------|------|------|------|------|------|--|------|------|------|-------|
| | EU-15 | EUR-11 | B | DK | D | EL | E | F | IRL | I | L | NL | A | P | FIN | S | UK |
| 1995 | 92.8 | 92.2 | 89.3 | 89.8 | 91.0 | 94.0 | 89.0 | 94.0 | 93.6 | 98.9 | 93.5 | 90.4 | 91.1 | 80.4 | 77.4 | 93.6 | 97.9 |
| 1996 | 93.9 | 93.1 | 91.0 | 90.6 | 91.9 | 93.9 | 89.5 | 95.6 | 95.2 | 98.6 | 94.5 | 92.1 | 92.7 | 78.4 | 78.5 | 98.3 | 100.9 |
| 1997 | 93.0 | 92.7 | 91.4 | 90.8 | 91.7 | 91.4 | 90.0 | 96.1 | 93.3 | 97.1 | 94.1 | 90.3 | 94.1 | 75.0 | 78.9 | 99.6 | 96.0 |
| 1998 | 89.8 | 89.6 | 86.8 | 88.3 | 88.0 | 88.4 | 88.1 | 92.6 | 90.6 | 94.3 | 92.6 | 87.0 | 92.1 | 71.9 | 77.1 | 98.7 | 90.5 |
| 1998 Apr | 91.1 | 90.7 | 87.8 | 90.2 | 88.0 | 89.4 | 90.1 | 94.3 | 91.4 | 94.8 | 92.0 | 90.0 | 92.4 | 72.3 | 77.9 | 96.9 | 94.3 |
| May | 90.5 | 90.1 | 86.8 | 89.5 | 86.8 | 89.1 | 89.7 | 93.6 | 91.0 | 94.8 | 91.8 | 89.7 | 92.4 | 72.2 | 77.5 | 96.2 | 93.4 |
| Jun | 90.0 | 89.7 | 86.3 | 89.0 | 86.3 | 88.6 | 88.9 | 93.1 | 90.4 | 94.5 | 91.9 | 89.6 | 92.6 | 70.4 | 76.2 | 96.2 | 92.5 |
| Jul | 89.5 | 89.0 | 85.6 | 89.3 | 85.4 | 90.5 | 88.1 | 93.1 | 90.7 | 94.2 | 91.7 | 87.3 | 92.3 | 68.6 | 76.2 | 96.2 | 92.9 |
| Aug | 89.3 | 88.8 | 85.0 | 88.4 | 84.8 | 90.2 | 89.1 | 92.5 | 90.3 | 94.0 | 91.4 | 87.0 | 92.4 | 68.4 | 76.1 | 96.5 | 92.5 |
| Sep | 88.8 | 88.4 | 85.5 | 87.4 | 84.2 | 88.2 | 88.2 | 92.3 | 89.8 | 93.9 | 91.5 | 86.1 | 91.3 | 71.8 | 75.6 | 95.2 | 91.7 |
| Oct | 88.3 | 87.8 | 84.8 | 87.7 | 83.9 | 87.5 | 85.7 | 92.1 | 89.7 | 93.8 | 91.6 | 85.5 | 91.2 | 70.0 | 75.6 | 94.9 | 92.0 |
| Nov | 88.1 | 87.6 | 84.7 | 87.3 | 83.7 | 86.6 | 85.4 | 92.0 | 89.6 | 93.7 | 91.2 | 85.2 | 91.3 | 68.5 | 75.7 | 94.7 | 91.8 |
| Dec | 88.2 | 87.6 | 85.1 | 87.5 | 84.1 | 85.7 | 85.4 | 91.8 | 89.4 | 93.6 | 91.3 | 85.5 | 90.8 | 68.3 | 75.5 | 94.6 | 92.2 |
| 1999 Jan | 88.4 | 87.8 | 84.9 | 87.2 | 84.3 | 87.4 | 85.2 | 91.9 | 90.4 | 93.3 | 92.4 | 85.6 | 90.9 | 71.8 | 75.8 | 95.4 | 93.1 |
| Feb | 88.4 | 87.8 | 84.8 | 87.0 | 84.2 | 87.4 | 86.3 | 91.6 | 90.1 | 93.0 | 90.4 | 85.3 | 90.5 | 73.0 | 75.8 | 95.4 | 92.9 |
| Mar | 88.3 | 87.7 | 85.3 | 87.1 | 84.6 | 87.0 | 85.8 | 91.6 | 90.0 | 92.9 | 90.5 | 84.4 | 90.6 | 72.7 | 75.9 | 95.1 | 92.8 |
| Apr | 88.2 | 87.6 | 85.4 | 87.3 | 84.9 | 88.4 | 85.0 | 91.6 | 89.8 | 92.7 | 90.7 | 84.1 | 90.8 | 71.8 | 75.5 | 95.4 | 92.6 |
| May | 88.0 | 87.3 | 85.6 | 86.8 | 84.7 | 88.0 | 84.2 | 91.6 | 89.4 | 92.5 | 90.7 | 83.8 | 90.6 | 72.2 | 75.2 | 94.9 | 92.3 |
| Jun | 87.9 | 87.4 | 85.7 | 86.6 | 85.0 | 87.9 | 84.5 | 91.6 | 89.1 | 92.5 | 90.8 | 83.8 | 90.7 | 72.1 | 74.4 | 95.1 | 91.6 |

EINKAUFSPREISE LANDWIRTSCHAFTLICHER BETRIEBSMITTEL
PURCHASE PRICES OF THE MEANS OF AGRICULTURAL PRODUCTIONS
PRIX D'ACHAT DES MOYENS DE PRODUCTION



| | 2303 Waren und Dienstleistungen des laufenden landwirtschaftlichen Verbrauchs (I) -1990 = 100 ⁽¹⁾ | | | | | | Goods and services currently consumed in agriculture (I) 1990 = 100 ⁽¹⁾ | | | | | | Biens et services de consommation courante de l'agriculture (I) -1990 = 100 ⁽¹⁾ | | | | |
|----------|--|--------|------|------|------|------|--|------|------|------|------|------|--|------|------|------|-------|
| | EU-15 | EUR-11 | B | DK | D | EL | E | F | IRL | I | L | NL | A | P | FIN | S | UK |
| 1995 | 90.9 | 90.0 | 87.4 | 87.6 | 88.5 | 94.2 | 88.4 | 92.6 | 90.8 | 97.9 | 89.0 | 88.7 | 84.8 | 76.0 | 74.7 | 90.8 | 97.4 |
| 1996 | 92.2 | 91.0 | 89.4 | 88.6 | 89.8 | 94.6 | 88.7 | 94.4 | 92.7 | 97.0 | 91.1 | 91.0 | 87.5 | 73.4 | 75.9 | 96.6 | 100.9 |
| 1997 | 91.1 | 90.4 | 89.7 | 88.7 | 89.9 | 92.0 | 89.0 | 94.9 | 90.0 | 93.2 | 90.4 | 89.3 | 89.7 | 69.0 | 77.0 | 98.2 | 95.3 |
| 1998 | 86.8 | 86.3 | 84.3 | 85.5 | 85.0 | 87.8 | 86.4 | 90.6 | 86.1 | 89.1 | 87.4 | 84.8 | 86.1 | 65.4 | 73.9 | 96.5 | 89.1 |
| 1998 Apr | 88.7 | 86.0 | 85.4 | 87.7 | 86.1 | 89.1 | 88.6 | 92.6 | 87.2 | 90.0 | 87.7 | 88.8 | 86.7 | 65.6 | 75.6 | 95.1 | 83.0 |
| May | 88.0 | 87.3 | 84.3 | 86.9 | 84.7 | 88.7 | 88.3 | 92.0 | 86.6 | 90.0 | 87.5 | 88.4 | 86.6 | 65.4 | 75.2 | 94.2 | 92.0 |
| Jun | 87.3 | 86.7 | 83.8 | 86.3 | 84.1 | 88.0 | 87.4 | 91.4 | 86.0 | 89.5 | 87.7 | 88.1 | 86.8 | 63.5 | 73.3 | 94.1 | 90.9 |
| Jul | 86.7 | 85.8 | 83.0 | 86.5 | 83.0 | 89.8 | 86.5 | 91.2 | 86.2 | 88.7 | 87.5 | 85.0 | 86.1 | 61.6 | 73.2 | 94.1 | 91.3 |
| Aug | 86.4 | 85.5 | 82.3 | 85.3 | 82.2 | 89.5 | 87.7 | 90.6 | 85.8 | 88.3 | 87.0 | 84.6 | 86.3 | 61.4 | 73.1 | 94.3 | 90.8 |
| Sep | 86.8 | 85.0 | 82.6 | 84.2 | 81.2 | 87.4 | 86.7 | 90.2 | 85.1 | 87.9 | 87.1 | 83.7 | 84.4 | 65.2 | 72.6 | 92.7 | 90.0 |
| Oct | 85.0 | 84.1 | 82.1 | 84.5 | 80.7 | 86.5 | 83.6 | 90.0 | 84.9 | 87.8 | 86.8 | 82.9 | 84.3 | 63.2 | 72.5 | 92.5 | 90.3 |
| Nov | 84.7 | 83.8 | 81.9 | 84.0 | 80.4 | 85.3 | 83.0 | 89.8 | 84.8 | 87.6 | 86.2 | 82.5 | 84.3 | 61.6 | 72.2 | 92.2 | 90.1 |
| Dec | 84.8 | 83.8 | 82.3 | 84.2 | 81.0 | 84.3 | 83.1 | 89.6 | 84.5 | 87.6 | 86.3 | 82.8 | 83.6 | 61.4 | 72.0 | 92.1 | 90.6 |
| 1999 Jan | 85.1 | 84.0 | 82.1 | 84.0 | 81.1 | 86.3 | 83.0 | 89.6 | 85.4 | 87.1 | 87.0 | 82.9 | 83.5 | 65.5 | 72.3 | 92.9 | 91.6 |
| Feb | 85.1 | 84.0 | 81.9 | 84.0 | 81.0 | 86.0 | 84.3 | 89.3 | 85.2 | 86.7 | 84.9 | 82.7 | 83.0 | 66.8 | 72.0 | 92.9 | 91.4 |
| Mar | 85.1 | 84.0 | 82.5 | 84.2 | 81.5 | 86.2 | 83.8 | 89.3 | 85.2 | 86.6 | 85.1 | 81.8 | 83.2 | 66.7 | 72.2 | 92.6 | 91.2 |
| Apr | 85.1 | 84.0 | 82.7 | 84.5 | 82.0 | 88.1 | 83.4 | 89.4 | 85.2 | 86.3 | 85.2 | 81.5 | 83.4 | 65.6 | 71.9 | 93.0 | 91.1 |
| May | 84.8 | 83.7 | 82.9 | 84.0 | 81.8 | 87.5 | 82.4 | 89.4 | 84.8 | 86.2 | 85.4 | 81.1 | 83.1 | 65.8 | 71.7 | 92.5 | 90.7 |
| Jun | 84.7 | 83.8 | 83.0 | 83.8 | 82.2 | 87.3 | 82.7 | 89.3 | 84.5 | 86.1 | 85.5 | 80.8 | 83.0 | 65.7 | 70.5 | 92.6 | 89.9 |

| | 2304 Waren und Dienstleistungen landwirtschaftlicher Investitionen (II) -1990 = 100 ⁽¹⁾ | | | | | | Goods and service contributing to agricultural investment (II) -1990=100 ⁽¹⁾ | | | | | | Biens et services concourant aux investissements de l'agriculture (II) 1990 = 100 ⁽¹⁾ | | | | |
|----------|--|--------|-------|-------|------|------|---|-------|-------|-------|------|------|--|-------|------|-------|-------|
| | EU-15 | EUR-11 | B | DK | D | EL | E | F | IRL | I | L | NL | A | P | FIN | S | UK |
| 1995 | 98.6 | 98.5 | 103.0 | 99.9 | 98.8 | 93.5 | 92.2 | 100.4 | 103.5 | 99.9 | 99.7 | 95.7 | 100.2 | 107.1 | 83.2 | 103.0 | 100.5 |
| 1996 | 98.8 | 98.9 | 102.1 | 100.0 | 98.5 | 91.7 | 93.7 | 100.7 | 103.9 | 100.3 | 99.2 | 96.7 | 100.5 | 108.4 | 84.1 | 103.8 | 100.7 |
| 1997 | 98.9 | 99.0 | 103.2 | 100.4 | 97.5 | 89.7 | 95.4 | 100.9 | 104.9 | 101.1 | 99.2 | 93.3 | 100.6 | 111.5 | 83.0 | 104.3 | 100.3 |
| 1998 | 98.7 | 98.6 | 104.7 | 100.8 | 97.2 | 90.6 | 97.0 | 101.1 | 106.2 | 99.7 | 99.7 | 93.8 | 101.0 | 111.2 | 83.9 | 105.8 | 99.2 |
| 1998 Apr | 98.2 | 98.1 | 104.9 | 101.4 | 93.8 | 90.4 | 97.7 | 100.9 | 106.5 | 99.8 | 97.8 | 93.7 | 100.8 | 112.0 | 82.8 | 102.9 | 102.3 |
| May | 98.1 | 98.0 | 104.4 | 101.1 | 93.5 | 90.4 | 96.7 | 100.8 | 106.5 | 99.7 | 97.6 | 93.9 | 101.0 | 113.4 | 82.5 | 102.8 | 101.9 |
| Jun | 98.1 | 98.0 | 104.5 | 101.1 | 93.4 | 90.5 | 96.7 | 100.7 | 106.1 | 99.7 | 97.6 | 94.3 | 101.2 | 112.5 | 82.4 | 103.0 | 102.3 |
| Jul | 98.2 | 98.0 | 104.4 | 101.8 | 93.1 | 92.7 | 96.3 | 101.2 | 106.5 | 99.8 | 97.3 | 94.6 | 101.4 | 111.0 | 82.8 | 103.3 | 103.0 |
| Aug | 98.2 | 98.0 | 104.6 | 101.9 | 93.2 | 92.4 | 96.3 | 101.1 | 106.3 | 99.9 | 97.3 | 94.6 | 101.3 | 110.8 | 82.4 | 103.9 | 102.5 |
| Sep | 98.2 | 98.1 | 104.6 | 101.6 | 93.6 | 90.8 | 96.3 | 100.9 | 106.4 | 100.0 | 97.4 | 93.7 | 101.5 | 111.6 | 82.1 | 103.4 | 101.7 |
| Oct | 98.3 | 98.2 | 104.9 | 102.3 | 94.1 | 91.0 | 96.5 | 101.2 | 106.6 | 99.9 | 98.0 | 93.4 | 101.5 | 111.2 | 82.2 | 102.9 | 102.4 |
| Nov | 98.4 | 98.3 | 105.0 | 102.2 | 94.1 | 91.1 | 97.7 | 101.3 | 106.6 | 99.9 | 97.9 | 93.4 | 101.4 | 110.3 | 83.2 | 103.1 | 102.3 |
| Dec | 98.3 | 98.2 | 105.0 | 102.4 | 94.1 | 90.2 | 97.4 | 101.3 | 106.8 | 99.8 | 98.0 | 93.8 | 101.2 | 110.4 | 83.3 | 103.2 | 101.9 |
| 1999 Jan | 98.5 | 98.4 | 104.7 | 101.3 | 94.4 | 91.3 | 96.8 | 101.8 | 108.1 | 99.7 | 99.8 | 94.0 | 101.7 | 110.7 | 83.4 | 103.7 | 102.6 |
| Feb | 98.4 | 98.2 | 105.7 | 100.8 | 94.2 | 91.8 | 96.7 | 101.6 | 107.4 | 99.5 | 98.0 | 93.3 | 101.5 | 111.3 | 83.9 | 104.0 | 102.4 |
| Mar | 98.0 | 97.9 | 105.6 | 100.2 | 94.2 | 90.0 | 96.1 | 101.3 | 106.8 | 99.4 | 98.0 | 92.4 | 101.4 | 109.4 | 83.8 | 103.3 | 102.1 |
| Apr | 97.6 | 97.5 | 105.2 | 100.0 | 93.9 | 89.4 | 93.6 | 101.1 | 106.2 | 99.2 | 98.1 | 92.1 | 101.6 | 109.3 | 83.1 | 103.3 | 101.7 |
| May | 97.6 | 97.4 | 105.1 | 99.6 | 93.9 | 89.6 | 93.6 | 101.3 | 105.5 | 98.9 | 97.9 | 92.1 | 101.6 | 111.0 | 82.8 | 103.0 | 101.7 |
| Jun | 97.7 | 97.6 | 105.3 | 99.3 | 93.9 | 89.7 | 93.7 | 101.4 | 105.3 | 99.1 | 98.0 | 92.6 | 102.0 | 110.8 | 82.9 | 103.1 | 101.8 |

(¹) Deflationierter Index

(¹) Déflationnés indices

(¹) Indices déflatés

Finanzstatistiken
Financial statistics
Statistiques financières



**WECHSELKURS
EXCHANGE RATES
TAUX DE CHANGE**



| | 2401 | Wechselkurs (Durchschnitt) 1 EUR = ... ⁽¹⁾ | | | | | | | | | | | | | | | |
|----------|------|--|-------|-------|--------|--------|-------|--------|--------|-------|-------|--------|-------|-------|--------|-------|--------|
| | | EUR-11 | B/L | DK | D | EL | E | F | IRL | I | NL | A | P | FIN | S | UK | US |
| 1995 | : | 38.55 | 7.328 | 1.874 | 302.99 | 163.00 | 6.525 | 0.8155 | 2130.1 | 2.099 | 13.18 | 196.11 | 5.709 | 9.332 | 0.8288 | 1.308 | 123.01 |
| 1996 | : | 39.30 | 7.359 | 1.910 | 305.55 | 160.75 | 6.493 | 0.7934 | 1959.0 | 2.140 | 13.43 | 195.76 | 5.828 | 8.515 | 0.8138 | 1.270 | 138.08 |
| 1997 | : | 40.53 | 7.484 | 1.964 | 309.36 | 165.89 | 6.613 | 0.7475 | 1929.3 | 2.211 | 13.82 | 198.59 | 5.881 | 8.651 | 0.8923 | 1.134 | 137.08 |
| 1998 | : | 40.62 | 7.499 | 1.969 | 330.73 | 167.18 | 6.601 | 0.7862 | 1943.7 | 2.220 | 13.85 | 201.70 | 5.983 | 8.916 | 0.6764 | 1.121 | 146.42 |
| 1998 Aug | : | 40.62 | 7.503 | 1.970 | 331.64 | 167.19 | 6.604 | 0.7848 | 1943.6 | 2.221 | 13.86 | 201.64 | 5.990 | 8.958 | 0.6745 | 1.102 | 159.37 |
| Sep | : | 40.51 | 7.479 | 1.964 | 337.89 | 166.78 | 6.585 | 0.7845 | 1940.3 | 2.215 | 13.82 | 201.32 | 5.978 | 9.121 | 0.6867 | 1.154 | 155.32 |
| Oct | : | 40.36 | 7.439 | 1.956 | 336.53 | 166.26 | 6.559 | 0.7844 | 1935.4 | 2.206 | 13.76 | 200.65 | 5.952 | 9.366 | 0.7046 | 1.194 | 144.17 |
| Nov | : | 40.39 | 7.444 | 1.958 | 329.13 | 166.50 | 6.565 | 0.7874 | 1937.6 | 2.206 | 13.78 | 200.78 | 5.954 | 9.306 | 0.7007 | 1.164 | 140.12 |
| Dec | : | 40.37 | 7.447 | 1.957 | 328.82 | 166.54 | 6.564 | 0.7881 | 1938.2 | 2.206 | 13.77 | 200.69 | 5.951 | 9.450 | 0.7018 | 1.172 | 137.36 |
| 1999 Jan | : | 40.34 | 7.441 | 1.956 | 323.56 | 166.39 | 6.560 | 0.7876 | 1936.3 | 2.204 | 13.76 | 200.48 | 5.946 | 9.083 | 0.7029 | 1.161 | 131.35 |
| Feb | : | 40.34 | 7.435 | 1.956 | 321.98 | 166.39 | 6.560 | 0.7876 | 1936.3 | 2.204 | 13.76 | 200.48 | 5.946 | 8.908 | 0.6885 | 1.121 | 130.78 |
| Mar | : | 40.34 | 7.432 | 1.956 | 322.50 | 166.39 | 6.560 | 0.7876 | 1936.3 | 2.204 | 13.76 | 200.48 | 5.946 | 8.940 | 0.6713 | 1.088 | 130.20 |
| Apr | : | 40.34 | 7.433 | 1.956 | 325.53 | 166.39 | 6.560 | 0.7876 | 1936.3 | 2.204 | 13.76 | 200.48 | 5.946 | 8.914 | 0.6650 | 1.070 | 128.16 |
| May | : | 40.34 | 7.433 | 1.956 | 325.21 | 166.39 | 6.560 | 0.7876 | 1936.3 | 2.204 | 13.76 | 200.48 | 5.946 | 8.972 | 0.6583 | 1.063 | 129.71 |
| Jun | : | 40.34 | 7.431 | 1.956 | 324.16 | 166.39 | 6.560 | 0.7876 | 1936.3 | 2.204 | 13.76 | 200.48 | 5.946 | 8.828 | 0.6503 | 1.038 | 125.32 |
| Jul | : | 40.34 | 7.439 | 1.956 | 324.95 | 166.39 | 6.560 | 0.7876 | 1936.3 | 2.204 | 13.76 | 200.48 | 5.946 | 8.745 | 0.6578 | 1.035 | 123.71 |
| Aug | : | 40.34 | 7.438 | 1.956 | 326.41 | 166.39 | 6.560 | 0.7876 | 1936.3 | 2.204 | 13.76 | 200.48 | 5.946 | 8.752 | 0.6601 | 1.080 | 120.10 |
| Sep | : | 40.34 | 7.434 | 1.956 | 327.00 | 166.39 | 6.560 | 0.7876 | 1936.3 | 2.204 | 13.76 | 200.48 | 5.946 | 8.634 | 0.6468 | 1.050 | 112.39 |
| Oct | : | 40.34 | 7.433 | 1.956 | 329.20 | 166.39 | 6.560 | 0.7876 | 1936.3 | 2.204 | 13.76 | 200.48 | 5.946 | 8.727 | 0.6459 | 1.071 | 113.52 |

| | 2402 | Wechselkurs (Durchschnitt) 1 USD = ... | | | | | | | | | | | | | | | | |
|----------|------|---|-------|-------|-------|--------|--------|-------|--------|--------|-------|-------|--------|-------|-------|--------|----|--------|
| | | EUR-11 ⁽²⁾ | B/L | DK | D | EL | E | F | IRL | I | NL | A | P | FIN | S | UK | US | JP |
| 1995 | : | 0.77 | 29.50 | 5.608 | 1.434 | 231.76 | 124.71 | 4.992 | 0.6238 | 1628.4 | 1.606 | 10.09 | 150.03 | 4.368 | 7.137 | 0.6338 | : | 94.15 |
| 1996 | : | 0.79 | 30.96 | 5.797 | 1.504 | 240.66 | 126.63 | 5.115 | 0.6249 | 1542.8 | 1.686 | 10.58 | 154.20 | 4.591 | 6.706 | 0.6409 | : | 108.77 |
| 1997 | : | 0.88 | 35.79 | 6.607 | 1.734 | 273.12 | 146.46 | 5.838 | 0.6599 | 1703.2 | 1.952 | 12.21 | 175.35 | 5.192 | 7.836 | 0.6106 | : | 120.88 |
| 1998 | : | 0.89 | 36.28 | 6.698 | 1.759 | 295.28 | 149.32 | 5.896 | 0.7022 | 1735.9 | 1.982 | 12.37 | 180.14 | 5.343 | 7.954 | 0.6036 | : | 130.78 |
| 1998 Aug | : | 0.91 | 36.88 | 6.812 | 1.788 | 301.09 | 151.78 | 5.995 | 0.7124 | 1764.4 | 2.017 | 12.58 | 183.06 | 5.438 | 8.132 | 0.6123 | : | 144.68 |
| Sep | : | 0.87 | 35.11 | 6.482 | 1.702 | 292.82 | 144.54 | 5.707 | 0.6799 | 1681.5 | 1.920 | 11.98 | 174.48 | 5.180 | 7.904 | 0.5950 | : | 134.59 |
| Oct | : | 0.84 | 33.81 | 6.232 | 1.639 | 281.92 | 139.28 | 5.495 | 0.6571 | 1621.4 | 1.848 | 11.53 | 168.09 | 4.987 | 7.846 | 0.5903 | : | 120.78 |
| Nov | : | 0.86 | 34.69 | 6.393 | 1.682 | 282.68 | 143.00 | 5.639 | 0.6762 | 1664.2 | 1.896 | 11.83 | 172.45 | 5.114 | 7.993 | 0.6018 | : | 120.35 |
| Dec | : | 0.85 | 34.45 | 6.353 | 1.670 | 280.55 | 142.09 | 5.600 | 0.6724 | 1653.6 | 1.882 | 11.75 | 171.23 | 5.077 | 8.062 | 0.5988 | : | 117.19 |
| 1999 Jan | : | 0.86 | 34.76 | 6.411 | 1.685 | 278.76 | 143.35 | 5.651 | 0.6785 | 1658.2 | 1.899 | 11.86 | 172.73 | 5.123 | 7.824 | 0.6056 | : | 113.16 |
| Feb | : | 0.89 | 36.00 | 6.635 | 1.745 | 287.33 | 148.48 | 5.854 | 0.7028 | 1727.9 | 1.967 | 12.28 | 178.90 | 5.306 | 7.949 | 0.6144 | : | 116.72 |
| Mar | : | 0.92 | 37.07 | 6.830 | 1.797 | 296.35 | 152.90 | 6.028 | 0.7237 | 1779.3 | 2.025 | 12.64 | 184.23 | 5.464 | 8.215 | 0.6168 | : | 119.64 |
| Apr | : | 0.93 | 37.69 | 6.944 | 1.827 | 304.13 | 155.45 | 6.128 | 0.7358 | 1809.0 | 2.059 | 12.86 | 187.30 | 5.555 | 8.328 | 0.6213 | : | 119.72 |
| May | : | 0.94 | 37.96 | 6.995 | 1.840 | 306.01 | 156.57 | 6.172 | 0.7411 | 1822.0 | 2.074 | 12.95 | 188.65 | 5.595 | 8.443 | 0.6194 | : | 122.05 |
| Jun | : | 0.96 | 38.87 | 7.161 | 1.885 | 312.37 | 160.34 | 6.321 | 0.7589 | 1865.9 | 2.124 | 13.26 | 193.19 | 5.730 | 8.507 | 0.6266 | : | 120.76 |
| Jul | : | 0.97 | 38.98 | 7.188 | 1.890 | 313.99 | 160.78 | 6.338 | 0.7610 | 1871.0 | 2.129 | 13.30 | 193.72 | 5.745 | 8.449 | 0.6355 | : | 119.54 |
| Aug | : | 0.94 | 38.05 | 7.015 | 1.845 | 307.86 | 156.93 | 6.187 | 0.7428 | 1826.3 | 2.078 | 12.98 | 189.09 | 5.608 | 8.254 | 0.6226 | : | 113.25 |
| Sep | : | 0.95 | 38.42 | 7.080 | 1.863 | 311.44 | 158.47 | 6.247 | 0.7501 | 1844.1 | 2.099 | 13.11 | 190.94 | 5.663 | 8.223 | 0.6160 | : | 107.01 |
| Oct | : | 0.93 | 37.68 | 6.944 | 1.827 | 307.51 | 155.42 | 6.127 | 0.7357 | 1808.7 | 2.059 | 12.85 | 187.27 | 5.554 | 8.152 | 0.6033 | : | 106.03 |

⁽¹⁾ ECU vor 1999. Seit dem 1/1/99 sind die Wechselkurse der Länder der Eurozone (B/L, D, E, F, IRL, I, NL, A, P, FIN) gegenüber dem Euro unwiderruflich festgesetzt.

⁽²⁾ Ab Januar 1999 sind die Daten in Euro angegeben.

⁽¹⁾ ECU before 1999. From 1/1/99, the exchange rates for the euro zone countries (B/L, D, E, F, IRL, I, NL, A, P, FIN) are fixed to the euro.

⁽²⁾ Data are in euro from January 1999.

⁽¹⁾ ECU avant 1999. A partir du 1/1/99, les taux de change pour les pays de la zone euro (B/L, D, E, F, IRL, I, NL, A, P, FIN) sont fixés par rapport à l'euro.

⁽²⁾ Les données se réfèrent à l'euro à partir de janvier 1999.

WECHELKURS
EXCHANGE RATES
TAUX DE CHANGE



| | 2403 Nominaler effektiver Wechselkurs (Durchschnitt) 1990 = 100 | | | | | Index of nominal effective exchange rates (mean) 1990 = 100 | | | | | | | | Taux de change effectif nominal (moyenne) 1990 = 100 | | | | | |
|---------|---|--------|-------|-------|-------|---|------|-------|-------|------|-------|-------|------|--|------|-------|-------|-------|--|
| | EU-15 | EUR-11 | B/L | DK | D | EL | E | F | IRL | I | NL | A | P | FIN | S | UK | US | JP | |
| 1995 IV | 106.2 | 112.5 | 112.4 | 112.2 | 118.9 | 71.7 | 85.7 | 114.2 | 98.4 | 74.9 | 113.8 | 112.5 | 96.5 | 91.1 | 88.9 | 87.6 | 107.4 | 147.9 | |
| 1996 I | 107.0 | 112.8 | 111.5 | 111.7 | 117.7 | 71.3 | 86.4 | 114.1 | 98.9 | 78.0 | 112.9 | 111.7 | 96.7 | 87.8 | 89.7 | 87.7 | 109.9 | 143.4 | |
| II | 106.9 | 111.6 | 109.9 | 110.1 | 115.6 | 72.6 | 85.6 | 113.6 | 100.1 | 80.9 | 111.5 | 110.4 | 96.3 | 85.8 | 92.2 | 88.9 | 111.2 | 142.1 | |
| III | 109.6 | 113.2 | 110.2 | 110.6 | 116.4 | 73.1 | 85.1 | 113.8 | 101.3 | 82.0 | 111.6 | 110.7 | 96.9 | 88.4 | 92.5 | 89.9 | 111.1 | 139.3 | |
| IV | 111.6 | 112.0 | 109.0 | 110.0 | 115.1 | 73.1 | 84.4 | 113.1 | 103.6 | 83.1 | 110.4 | 110.0 | 97.2 | 88.1 | 92.6 | 96.1 | 112.4 | 134.9 | |
| 1997 I | 109.1 | 108.1 | 107.2 | 108.6 | 112.9 | 72.4 | 82.6 | 111.1 | 105.6 | 82.2 | 108.5 | 108.9 | 96.3 | 86.8 | 88.8 | 101.7 | 117.8 | 129.7 | |
| II | 107.2 | 105.6 | 106.2 | 108.0 | 111.6 | 71.2 | 82.0 | 110.0 | 102.8 | 81.5 | 107.6 | 108.2 | 95.2 | 85.2 | 87.0 | 104.6 | 119.6 | 133.2 | |
| III | 104.5 | 102.1 | 104.7 | 106.0 | 109.4 | 71.1 | 80.8 | 108.0 | 102.6 | 81.1 | 106.0 | 107.0 | 93.4 | 84.0 | 88.5 | 107.4 | 121.4 | 138.0 | |
| IV | 109.7 | 105.4 | 105.8 | 107.3 | 111.3 | 72.1 | 81.7 | 110.2 | 101.1 | 82.0 | 106.9 | 108.0 | 93.4 | 84.5 | 89.5 | 108.6 | 122.8 | 129.2 | |
| 1998 I | 109.0 | 104.0 | 105.3 | 106.9 | 110.7 | 70.4 | 81.1 | 109.6 | 96.5 | 81.2 | 106.5 | 107.9 | 92.7 | 83.5 | 87.9 | 111.2 | 126.5 | 128.6 | |
| II | 113.4 | 106.9 | 106.3 | 108.0 | 112.3 | 66.7 | 81.8 | 110.9 | 98.3 | 82.3 | 107.5 | 108.9 | 93.2 | 84.4 | 90.3 | 111.7 | 128.7 | 121.5 | |
| III | 116.9 | 110.0 | 107.4 | 109.6 | 114.0 | 68.9 | 82.7 | 112.3 | 99.3 | 83.3 | 108.3 | 109.9 | 94.0 | 85.7 | 87.8 | 111.3 | 131.7 | 118.0 | |
| IV | 118.1 | 112.8 | 108.4 | 111.2 | 115.5 | 69.8 | 83.5 | 113.6 | 100.0 | 84.1 | 109.5 | 110.7 | 95.0 | 86.9 | 84.3 | 107.6 | 126.0 | 135.4 | |
| 1999 I | 114.7 | 109.4 | 107.2 | 109.3 | 113.6 | 71.1 | 82.5 | 111.8 | 98.0 | 82.8 | 108.4 | 109.8 | 94.1 | 85.3 | 86.4 | 107.8 | 126.9 | 141.1 | |
| II | 111.4 | 105.6 | 105.8 | 107.7 | 111.6 | 69.9 | 81.3 | 109.9 | 95.7 | 81.4 | 107.1 | 108.7 | 92.8 | 83.8 | 85.0 | 110.9 | 129.3 | 138.4 | |

| | 2404 Realer effektiver Wechselkurs (Durchschnitt) 1990 = 100 | | | | | Index of real effective exchange rates (mean) 1990 = 100 | | | | | | | | Taux de change effectif réel (moyenne) 1990 = 100 | | | | | |
|---------|--|--------|-------|-------|-------|--|------|-------|------|------|-------|-------|-------|---|------|-------|-------|-------|--|
| | EU-15 | EUR-11 | B/L | DK | D | EL | E | F | IRL | I | NL | A | P | FIN | S | UK | US | JP | |
| 1995 IV | 95.9 | 104.6 | 112.7 | 100.3 | 117.0 | 105.8 | 90.8 | 106.1 | 85.6 | 73.2 | 106.8 | 110.3 | 123.5 | 78.6 | 86.0 | 85.7 | 100.9 | 132.3 | |
| 1996 I | 96.1 | 104.4 | 111.5 | 99.5 | 114.9 | 107.0 | 91.8 | 105.9 | 85.7 | 77.0 | 105.6 | 108.7 | 124.4 | 75.4 | 87.8 | 85.9 | 102.8 | 126.0 | |
| II | 95.3 | 102.5 | 109.7 | 97.8 | 111.8 | 110.8 | 91.0 | 105.2 | 86.5 | 80.7 | 103.9 | 106.6 | 124.5 | 73.2 | 91.2 | 87.3 | 103.6 | 123.2 | |
| III | 96.8 | 103.2 | 109.8 | 98.3 | 111.5 | 113.3 | 90.6 | 105.0 | 87.1 | 82.8 | 103.9 | 106.2 | 126.2 | 74.8 | 91.9 | 88.5 | 103.2 | 119.9 | |
| IV | 97.5 | 101.2 | 108.3 | 98.0 | 109.2 | 114.8 | 89.8 | 104.0 | 88.5 | 84.6 | 102.6 | 104.8 | 127.6 | 73.9 | 91.7 | 94.8 | 104.2 | 116.2 | |
| 1997 I | 94.0 | 96.5 | 106.3 | 97.2 | 105.9 | 115.1 | 87.7 | 101.6 | 89.5 | 83.8 | 100.9 | 103.1 | 127.5 | 72.2 | 87.3 | 100.7 | 109.1 | 112.1 | |
| II | 91.1 | 93.2 | 105.2 | 97.3 | 103.7 | 114.4 | 87.0 | 100.1 | 86.6 | 82.9 | 100.2 | 101.9 | 127.1 | 70.4 | 85.2 | 103.9 | 110.6 | 115.3 | |
| III | 87.5 | 88.9 | 103.6 | 96.0 | 100.5 | 114.8 | 85.7 | 97.9 | 86.0 | 82.1 | 98.9 | 100.3 | 125.6 | 69.3 | 86.6 | 107.2 | 112.2 | 119.0 | |
| IV | 90.7 | 90.7 | 104.5 | 97.8 | 101.1 | 116.5 | 86.5 | 99.5 | 84.5 | 82.9 | 99.9 | 100.9 | 126.3 | 69.9 | 87.9 | 109.0 | 113.4 | 110.1 | |
| 1998 I | 88.6 | 87.9 | 104.2 | 98.1 | 99.9 | 114.1 | 86.2 | 98.9 | 80.8 | 78.8 | 100.0 | 100.8 | 126.2 | 69.5 | 87.1 | 112.6 | 116.7 | 108.1 | |
| II | 91.1 | 89.4 | 105.0 | 99.5 | 100.4 | 107.6 | 86.7 | 99.7 | 82.3 | 79.7 | 101.0 | 101.4 | 127.3 | 70.4 | 89.9 | 113.9 | 118.4 | 100.6 | |
| III | 93.0 | 91.1 | 105.8 | 101.5 | 101.2 | 110.5 | 87.5 | 100.5 | 83.3 | 80.4 | 102.0 | 101.9 | 128.8 | 71.4 | 87.7 | 114.0 | 121.0 | 96.4 | |
| IV | 93.2 | 92.6 | 106.6 | 103.4 | 102.0 | 111.4 | 88.1 | 101.2 | 84.0 | 80.8 | 103.3 | 102.4 | 130.3 | 72.2 | 84.2 | 110.7 | 115.5 | 109.7 | |
| 1999 I | 89.8 | 89.3 | 105.1 | 102.1 | 100.2 | 113.1 | 86.9 | 99.3 | 82.4 | 79.3 | 102.5 | 101.3 | 129.2 | 70.5 | 86.2 | 111.4 | 116.2 | 113.7 | |
| II | 86.7 | 85.8 | 103.3 | 100.8 | 98.3 | 110.8 | 85.5 | 97.2 | 80.6 | 77.8 | 101.4 | 100.1 | 127.6 | 68.8 | 84.5 | 114.9 | 118.3 | 111.2 | |

ZINSSÄTZE UND GELDVOLUMEN
INTEREST RATES AND MONEY SUPPLY
TAUX D'INTÉRÊT ET MASSE MONÉTAIRE



| | 2501 | Tagesgeldsatz (Durchschnitt) % | | | | | | | | | | | | | | | | |
|------|------|--|------|------|-------|-------|------|------|--------------------|------|------|------|------|------|------|------|------|------|
| | | Day-to-day money rate (mean) % | | | | | | | | | | | | | | | | |
| | | Taux de l'argent au jour le jour (moyenne) % | | | | | | | | | | | | | | | | |
| | | EUR-11 ⁽²⁾ | B/L | DK | D | EL | E | F | IRL ⁽¹⁾ | I | NL | A | P | FIN | S | UK | US | JP |
| 1995 | : | 4.59 | 5.96 | 4.50 | 15.83 | 8.99 | 6.36 | 5.61 | 10.08 | 4.22 | 4.36 | 8.91 | 5.24 | 8.55 | 6.25 | 5.82 | 1.21 | |
| 1996 | : | 3.21 | 3.89 | 3.27 | 13.31 | 7.64 | 3.73 | 5.22 | 9.10 | 2.89 | 3.19 | 7.37 | 3.63 | 6.29 | 5.88 | 5.30 | 0.47 | |
| 1997 | : | 3.36 | 3.53 | 3.18 | 12.93 | 5.48 | 3.24 | 6.08 | 7.02 | 3.07 | 3.27 | 5.83 | 2.86 | 4.21 | 6.54 | 5.46 | 0.48 | |
| 1998 | : | 3.73 | 3.51 | 4.11 | 3.41 | 12.58 | 4.33 | 3.36 | 5.77 | 5.23 | 3.21 | 3.36 | 4.34 | 3.26 | 4.24 | 7.24 | 5.35 | 0.37 |
| 1998 | Aug | 3.78 | 3.45 | 4.18 | 3.48 | 12.40 | 4.60 | 3.38 | 6.08 | 5.14 | 3.24 | 3.37 | 4.41 | 3.56 | 4.20 | 7.59 | 5.55 | 0.43 |
| | Sep | 3.81 | 3.42 | 4.29 | 3.48 | 11.70 | 4.47 | 3.38 | 6.34 | 5.12 | 3.25 | 3.37 | 4.36 | 2.95 | 4.20 | 7.37 | 5.51 | 0.32 |
| | Oct | 3.66 | 3.51 | 5.03 | 3.41 | 11.90 | 4.04 | 3.38 | 4.88 | 4.94 | 3.14 | 3.37 | 4.02 | 3.75 | 4.20 | 7.58 | 5.07 | 0.24 |
| | Nov | 3.40 | 3.45 | 4.60 | 3.42 | 12.30 | 3.62 | 3.38 | 4.13 | 4.16 | 3.18 | 3.37 | 3.66 | 3.13 | 3.93 | 6.89 | 4.83 | 0.20 |
| | Dec | 3.09 | 3.37 | 3.96 | 3.14 | 11.90 | 3.00 | 3.09 | 2.75 | 3.08 | 2.78 | 3.22 | 3.16 | 3.61 | 6.48 | 4.68 | 0.25 | |
| 1999 | Jan | 3.14 | : | 3.77 | : | 11.43 | : | : | : | : | : | : | : | 3.50 | 5.94 | 4.63 | 0.23 | |
| | Feb | 3.12 | : | 3.57 | : | 10.18 | : | : | : | : | : | : | : | 3.40 | 5.77 | 4.76 | 0.18 | |
| | Mar | 2.93 | : | 3.41 | : | 10.15 | : | : | : | : | : | : | : | 3.24 | 5.55 | 4.81 | 0.04 | |
| | Apr | 2.71 | : | 3.03 | : | 10.15 | : | : | : | : | : | : | : | 3.00 | 5.36 | 4.74 | 0.03 | |
| | May | 2.55 | : | 2.90 | : | 10.40 | : | : | : | : | : | : | : | 3.00 | 5.29 | 4.74 | 0.03 | |
| | Jun | 2.56 | : | 2.88 | : | 10.38 | : | : | : | : | : | : | : | 3.00 | 4.94 | 4.76 | 0.03 | |
| | Jul | 2.52 | : | 2.86 | : | 10.33 | : | : | : | : | : | : | : | 3.00 | 4.99 | 4.99 | 0.03 | |
| | Aug | 2.44 | : | 2.83 | : | 10.28 | : | : | : | : | : | : | : | 3.00 | 4.91 | 5.07 | 0.03 | |
| | Sep | 2.43 | : | 2.86 | : | 10.33 | : | : | : | : | : | : | : | 3.00 | 5.14 | 5.22 | 0.03 | |
| | Oct | : | : | 2.85 | : | 10.62 | : | : | : | : | : | : | : | : | : | : | : | : |

| | 2502 | Zentralbank Referenz Zinssatz (Periodenende) ⁽²⁾ % | | | | | | | | | | | | | | | | |
|------|------|---|------|------|-------|-------|------|------|-------|------|------|------|------|------|------|------|------|----|
| | | Central bank reference rate (end of period) ⁽²⁾ % | | | | | | | | | | | | | | | | |
| | | Taux de référence de la Banque Centrale (fin de période) ⁽²⁾ % | | | | | | | | | | | | | | | | |
| | | EUR-11 | B/L | DK | D | EL | E | F | IRL | I | NL | A | P | FIN | S | UK | US | JP |
| 1995 | : | 3.75 | 4.60 | 3.75 | : | 9.00 | 4.45 | 6.50 | 10.50 | 3.40 | 3.90 | 8.50 | 4.25 | 8.91 | 6.50 | 5.50 | 0.50 | |
| 1996 | : | 3.00 | 3.50 | 3.00 | : | 6.25 | 3.15 | 6.25 | 7.05 | 2.50 | 3.00 | 6.70 | 3.00 | 4.10 | 6.00 | 5.25 | 0.50 | |
| 1997 | : | 3.30 | 3.75 | 3.30 | : | 4.75 | 3.30 | 6.75 | 6.16 | 3.30 | 3.20 | 5.31 | 3.25 | 4.35 | 7.25 | 5.50 | 0.50 | |
| 1998 | : | 3.00 | 3.95 | 3.00 | 12.25 | 3.00 | 3.00 | 4.00 | 2.40 | 3.00 | 3.00 | 3.00 | 3.00 | 3.40 | 6.25 | 4.75 | 0.50 | |
| 1998 | Aug | 3.30 | 4.00 | 3.30 | 13.00 | 4.25 | 3.30 | 6.75 | 4.98 | 3.30 | 3.20 | 4.52 | 3.40 | 4.10 | 7.50 | 5.50 | 0.50 | |
| | Sep | 3.30 | 5.00 | 3.30 | 13.00 | 4.25 | 3.30 | 6.75 | 5.03 | 3.30 | 3.20 | 4.51 | 3.40 | 4.10 | 7.50 | 5.25 | 0.50 | |
| | Oct | 3.30 | 4.65 | 3.30 | 12.75 | 3.75 | 3.30 | 5.75 | 4.82 | 3.30 | 3.20 | 4.00 | 3.40 | 4.10 | 7.25 | 5.00 | 0.50 | |
| | Nov | 3.30 | 4.25 | 3.30 | 12.75 | 3.50 | 3.30 | 4.50 | 3.70 | 3.30 | 3.20 | 3.76 | 3.40 | 3.60 | 6.75 | 4.75 | 0.50 | |
| | Dec | 3.00 | 3.95 | 3.00 | 12.25 | 3.00 | 3.00 | 4.00 | 2.40 | 3.00 | 3.00 | 3.00 | 3.00 | 3.40 | 6.25 | 4.75 | 0.50 | |
| 1999 | Jan | 3.00 | : | 3.75 | : | 12.00 | : | : | : | : | : | : | : | 3.40 | 6.00 | 4.75 | 0.50 | |
| | Feb | 3.00 | : | 3.50 | : | 12.00 | : | : | : | : | : | : | : | 3.15 | 5.50 | 4.75 | 0.50 | |
| | Mar | 3.00 | : | 3.40 | : | 12.00 | : | : | : | : | : | : | : | 2.90 | 5.50 | 4.75 | 0.50 | |
| | Apr | 2.50 | : | 2.90 | : | 12.00 | : | : | : | : | : | : | : | 2.90 | 5.25 | 4.75 | 0.50 | |
| | May | 2.50 | : | 2.90 | : | 12.00 | : | : | : | : | : | : | : | 2.90 | 5.25 | 4.75 | 0.50 | |
| | Jun | 2.50 | : | 2.85 | : | 12.00 | : | : | : | : | : | : | : | 2.90 | 5.00 | 5.00 | 0.50 | |
| | Jul | 2.50 | : | 2.85 | : | 12.00 | : | : | : | : | : | : | : | 2.90 | 5.00 | 5.00 | 0.50 | |
| | Aug | 2.50 | : | 2.85 | : | 12.00 | : | : | : | : | : | : | : | 2.90 | 5.00 | 5.25 | 0.50 | |
| | Sep | 2.50 | : | 2.85 | : | 12.00 | : | : | : | : | : | : | : | 2.90 | 5.25 | 5.25 | 0.50 | |
| | Oct | 2.50 | : | 2.85 | : | 11.50 | : | : | : | : | : | : | : | 2.90 | 5.25 | 5.25 | 0.50 | |

⁽¹⁾ Die monatlichen Angaben für Irland betreffen das Monatsende

⁽¹⁾ Monthly data for Ireland are end-month

⁽¹⁾ Les données mensuelles pour l'Irlande correspondent à la fin du mois

⁽²⁾ Seit 1.1.1999 werden die Zinssätze für die Eurozone von der Europäischen Zentralbank festgelegt

⁽²⁾ From 1/1/1999 the rates for the euro-zone are set by the European Central Bank

⁽²⁾ A partir du 1/1/1999, les taux pour la zone euro sont fixés par la Banque Central Européenne

ZINSSÄTZE UND GELDVOLUMEN
INTEREST RATES AND MONEY SUPPLY
TAUX D'INTÉRÊT ET MASSE MONÉTAIRE



| | 2503 Drei Monatsgeld (Durchschnitt) % | | | | | | | | | | 3-month money market rate (mean) % | | | | Taux d'intérêt du marché monétaire à 3 mois (moyenne) % | | | | |
|----------|--|--------|-----|-----|-----|------|-----|-----|-----|------|--|-----|-----|-----|---|-----|-----|-----|--|
| | EU-15 | EUR-11 | B | DK | D | EL | E | F | IRL | I | NL | A | P | FIN | S | UK | US | JP | |
| 1995 | 6.7 | 6.5 | 4.7 | 6.1 | 4.5 | 16.4 | 9.4 | 6.6 | 6.3 | 10.3 | 4.4 | 4.5 | 9.8 | 5.7 | : | 6.7 | 6.0 | 1.2 | |
| 1996 | 5.1 | 4.7 | 3.2 | 3.9 | 3.3 | 13.8 | 7.5 | 3.9 | 5.4 | 8.7 | 3.0 | 3.3 | 7.4 | 3.6 | : | 6.0 | 5.5 | 0.6 | |
| 1997 | 4.6 | 4.2 | 3.4 | 3.7 | 3.3 | 12.8 | 5.4 | 3.5 | 6.0 | 6.8 | 3.3 | 3.5 | 5.7 | 3.2 | : | 6.8 | 5.7 | 0.6 | |
| 1998 | 4.5 | 3.9 | 3.5 | 4.1 | 3.5 | 14.0 | 4.3 | 3.6 | 5.5 | 4.9 | 3.4 | 3.6 | 4.3 | 3.6 | : | 7.3 | 5.5 | 0.8 | |
| 1998 Jul | 4.5 | 3.9 | 3.6 | 4.1 | 3.5 | 13.3 | 4.3 | 3.6 | 6.2 | 4.8 | 3.5 | 3.6 | 4.3 | 3.7 | 4.3 | 7.7 | 5.6 | 0.7 | |
| Aug | 4.5 | 3.8 | 3.4 | 4.2 | 3.5 | 14.3 | 4.4 | 3.6 | 6.0 | 4.9 | 3.4 | 3.6 | 4.4 | 3.6 | 4.4 | 7.7 | 5.6 | 0.8 | |
| Sep | 4.5 | 3.8 | 3.5 | 4.6 | 3.5 | 13.9 | 4.3 | 3.5 | 5.7 | 4.9 | 3.3 | 3.6 | 4.3 | 3.5 | 4.3 | 7.4 | 5.4 | 0.6 | |
| Oct | 4.4 | 3.7 | 3.5 | 4.6 | 3.5 | 12.7 | 4.0 | 3.6 | 4.4 | 4.4 | 3.3 | 3.6 | 4.1 | 3.5 | 4.1 | 7.1 | 5.2 | 0.7 | |
| Nov | 4.2 | 3.7 | 3.6 | 4.3 | 3.6 | 12.0 | 3.8 | 3.6 | 3.7 | 3.9 | 3.4 | 3.6 | 3.6 | 3.6 | 3.7 | 6.9 | 5.3 | 0.7 | |
| Dec | 3.7 | 3.3 | 3.1 | 4.1 | 3.3 | 11.8 | 3.4 | 3.3 | 3.3 | 3.3 | 3.3 | 3.3 | 3.4 | 3.4 | 3.6 | 6.4 | 5.2 | 0.7 | |
| 1999 Jan | 3.7 | 3.1 | : | 3.9 | : | 11.5 | : | : | : | : | : | : | : | : | 3.4 | 5.9 | 5.0 | 0.4 | |
| Feb | 3.6 | 3.1 | : | 3.6 | : | 10.4 | : | : | : | : | : | : | : | : | 3.3 | 5.5 | 5.0 | 0.4 | |
| Mar | 3.5 | 3.1 | : | 3.5 | : | 9.8 | : | : | : | : | : | : | : | : | 3.2 | 5.4 | 5.0 | 0.2 | |
| Apr | 3.2 | 2.7 | : | 3.1 | : | 9.9 | : | : | : | : | : | : | : | : | 3.0 | 5.3 | 5.0 | 0.2 | |
| May | 3.2 | 2.6 | : | 3.1 | : | 9.7 | : | : | : | : | : | : | : | : | 3.1 | 5.4 | 5.0 | 0.1 | |
| Jun | 3.2 | 2.6 | : | 3.1 | : | 9.8 | : | : | : | : | : | : | : | : | 3.1 | 5.2 | 5.2 | 0.1 | |
| Jul | 3.2 | 2.7 | : | 3.2 | : | 9.8 | : | : | : | : | : | : | : | : | 3.2 | 5.2 | 5.3 | 0.1 | |
| Aug | 3.2 | 2.7 | : | 3.2 | : | 9.9 | : | : | : | : | : | : | : | : | 3.3 | 5.3 | 5.5 | 0.1 | |
| Sep | 3.3 | 2.7 | : | 3.2 | : | 9.9 | : | : | : | : | : | : | : | : | 3.2 | 5.4 | 5.6 | 0.1 | |

| | 2504 Leihzinssätze der Handelsbanken (Durchschnitt) % | | | | | | | | | | Commercial bank lending rate (mean) % | | | | Taux d'emprunt auprès des banques commerciales (moyenne) % | | | | |
|----------|---|--------|-----|-----|-----|------|-----|-----|-----|-----|--|-----|-----|-----|--|-----|-----|-----|--|
| | EU-15 | EUR-11 | B | DK | D | EL | E | F | IRL | I | NL | A | P | FIN | S ⁽¹⁾ | UK | US | JP | |
| 1996 | : | 8.8 | : | 8.7 | : | 21.0 | : | : | : | : | : | : | : | : | 7.4 | 6.0 | 8.3 | 2.7 | |
| 1997 | : | 7.6 | : | 7.7 | : | 18.9 | : | : | : | : | : | : | : | : | 7.0 | 6.6 | 8.4 | 2.4 | |
| 1998 | : | 6.7 | 7.3 | 7.9 | 9.0 | 18.6 | 4.8 | 6.6 | 5.6 | 7.4 | 6.5 | 6.3 | 6.7 | 5.3 | 5.9 | 7.2 | 8.4 | 2.3 | |
| 1998 Aug | : | 6.6 | 7.3 | : | 9.0 | 18.2 | 5.1 | 6.6 | 6.8 | 7.6 | 6.5 | 6.4 | 7.1 | 5.3 | : | 7.5 | 8.5 | 2.3 | |
| Sep | : | 6.6 | 7.3 | : | 9.0 | 18.2 | 5.0 | 6.6 | 6.6 | 7.6 | 6.5 | 6.4 | 7.0 | 5.3 | 6.4 | 7.5 | 8.5 | 2.3 | |
| Oct | : | 6.5 | 7.3 | : | 9.0 | 18.0 | 4.7 | 6.6 | 5.4 | 7.5 | 6.5 | 6.2 | 6.8 | 5.4 | : | 7.3 | 8.1 | 2.3 | |
| Nov | : | 6.4 | 7.3 | : | 9.0 | 18.0 | 4.4 | 6.6 | 4.4 | 7.2 | 6.5 | 6.3 | 6.5 | 5.4 | : | 6.8 | 7.9 | 2.3 | |
| Dec | : | 6.2 | 7.3 | : | 8.9 | 17.5 | 4.3 | 6.6 | 3.9 | 6.7 | 6.5 | 6.1 | 6.0 | 5.3 | 5.9 | 6.3 | 7.8 | 2.3 | |
| 1999 Jan | : | 6.1 | 7.0 | : | 8.9 | 15.6 | 4.1 | 6.6 | 3.6 | 6.3 | 3.8 | 6.0 | 6.0 | 5.2 | : | 6.0 | 7.8 | 2.3 | |
| Feb | : | 6.0 | 7.0 | : | 8.9 | 14.7 | 4.0 | 6.6 | 3.6 | 6.1 | 3.8 | 5.9 | 5.9 | 5.0 | 5.5 | 5.5 | 7.8 | 2.3 | |
| Mar | : | 5.9 | 7.0 | : | 8.9 | 14.8 | 4.1 | 6.6 | 3.5 | 5.9 | 3.8 | 5.9 | 5.5 | 4.9 | 5.5 | 5.5 | 7.8 | 2.2 | |
| Apr | : | 5.7 | 6.5 | : | 8.8 | 14.9 | 3.4 | 6.6 | 3.1 | 5.7 | 3.3 | 5.5 | 5.4 | 4.8 | : | 5.3 | 7.8 | 2.2 | |
| May | : | 5.6 | 6.5 | : | 8.8 | 14.9 | 4.5 | : | 3.1 | 5.5 | 3.3 | 5.4 | 5.3 | 4.7 | : | 5.3 | 7.8 | 2.2 | |
| Jun | : | 5.5 | 6.5 | : | 8.7 | 15.2 | 4.4 | : | 3.1 | 5.4 | 3.3 | : | : | 4.5 | : | 5.0 | 7.8 | 2.2 | |
| Jul | : | 5.4 | : | : | 8.8 | 15.0 | : | : | 3.1 | : | 3.3 | : | : | : | : | 5.0 | 8.0 | 2.1 | |
| Aug | : | 5.4 | : | : | : | 15.1 | : | : | : | : | : | : | : | : | : | 5.0 | : | 2.1 | |
| Sep | : | : | : | : | : | 15.1 | : | : | : | : | : | : | : | : | : | 5.3 | : | : | |
| Oct | : | : | : | : | : | 15.1 | : | : | : | : | : | : | : | : | : | : | : | : | |

(1) Periodenende

(1) end of period

(1) fin de période

ZINSSÄTZE UND GELDVOLUMEN
INTEREST RATES AND MONEY SUPPLY
TAUX D'INTÉRÊT ET MASSE MONÉTAIRE



| | Einlagenzinssätze der Handelsbanken (Durchschnitt) 2505 % | | | | | | | | | | | Commercial bank deposit rate (mean) % | | | | | Taux de dépôt auprès des banques commerciales (moyenne) % | | |
|----------|---|--------|-----|----|-----|------|-----|-----|-----|-----|---|---------------------------------------|-----|-----|-----|------------------|---|-----|-----|
| | EU-15 | EUR-11 | B | DK | D | EL | E | F | IRL | I | L | NL | A | P | FIN | S ⁽¹⁾ | UK | US | JP |
| 1996 | : | 4.1 | : | : | : | 13.6 | : | : | : | : | : | : | : | : | : | 2.5 | 3.1 | 5.4 | 0.3 |
| 1997 | : | 3.4 | : | : | : | 10.0 | : | : | : | : | : | : | : | : | : | 2.5 | 3.3 | 5.6 | 0.3 |
| 1998 | : | 3.2 | 3.0 | : | 2.9 | 10.7 | 2.7 | 3.0 | 0.4 | 2.8 | : | 3.1 | 2.6 | 3.2 | 1.3 | 1.9 | 3.4 | 5.5 | 0.3 |
| 1998 Aug | : | 3.2 | 3.0 | : | 2.9 | 10.7 | 2.9 | 3.0 | 0.5 | 3.0 | : | 3.0 | 2.7 | 3.4 | : | : | 3.6 | 5.6 | 0.3 |
| Sep | : | 3.2 | 3.0 | : | 2.9 | 10.8 | 2.8 | 3.0 | 0.5 | 2.9 | : | 3.0 | 2.7 | 3.3 | : | 2.4 | 3.6 | 5.4 | 0.2 |
| Oct | : | 3.1 | 3.0 | : | 2.9 | 10.6 | 2.7 | 3.0 | 0.3 | 2.9 | : | 3.0 | 2.6 | 3.1 | : | : | 3.6 | 5.2 | 0.2 |
| Nov | : | 3.1 | 3.0 | : | 2.9 | 10.5 | 2.5 | 3.0 | 0.2 | 2.6 | : | 3.0 | 2.6 | 2.9 | 1.4 | : | 3.2 | 5.2 | 0.2 |
| Dec | : | 2.8 | 2.8 | : | 2.9 | 10.1 | 2.2 | 3.0 | 0.2 | 2.3 | : | 3.3 | 2.6 | 2.8 | 1.3 | 1.9 | 2.5 | 5.1 | 0.2 |
| 1999 Jan | : | 2.7 | 2.6 | : | 2.7 | 9.7 | 2.2 | 3.0 | 0.1 | 2.0 | : | 3.0 | 2.5 | 2.8 | 1.3 | : | 2.2 | 4.9 | 0.2 |
| Feb | : | 2.6 | 2.6 | : | 2.6 | 9.3 | 2.0 | 3.0 | 0.1 | 1.9 | : | 3.0 | 2.5 | 2.5 | 1.3 | : | 1.9 | 4.9 | 0.2 |
| Mar | : | 2.6 | 2.5 | : | 2.6 | 9.2 | 2.0 | 3.0 | 0.1 | 1.8 | : | 3.0 | 2.5 | 2.5 | 1.3 | 1.6 | 1.6 | 4.9 | 0.1 |
| Apr | : | 2.4 | 2.1 | : | 2.4 | 8.9 | 1.9 | 3.0 | 0.1 | 1.7 | : | 2.9 | 2.3 | 2.4 | 1.3 | : | 1.6 | 4.9 | 0.1 |
| May | : | 2.3 | 2.1 | : | 2.3 | 8.5 | 1.5 | : | 0.1 | 1.6 | : | 2.7 | 2.1 | 2.3 | 1.3 | : | 1.5 | 4.9 | 0.1 |
| Jun | : | 2.2 | 2.2 | : | 2.2 | 8.5 | 1.5 | : | 0.1 | 1.5 | : | 2.7 | 2.1 | 2.2 | 1.1 | 1.3 | 1.5 | 5.1 | 0.1 |
| Jul | : | 2.2 | 2.2 | : | 2.3 | 8.4 | 1.7 | : | 0.1 | 1.5 | : | 2.7 | 2.0 | 2.3 | 1.1 | : | 1.4 | 5.2 | 0.1 |
| Aug | : | 2.2 | 2.2 | : | 2.3 | 8.4 | : | : | 0.1 | : | : | 2.7 | : | : | : | : | 1.4 | 5.4 | 0.1 |
| Sep | : | 2.3 | : | : | : | 8.4 | : | : | : | : | : | : | : | : | : | : | : | : | : |
| Oct | : | : | : | : | : | 8.2 | : | : | : | : | : | : | : | : | : | : | : | : | : |

| | Geldvolumen : M1 –(Periodenende) 2506 T/T–12% ⁽³⁾ | | | | | | | | | | | Money supply: M1 (end of period) T/T–12% ⁽³⁾ | | | | | Disponibilités monétaires: M1 (fin de période) T/T–12% ⁽³⁾ | | |
|----------|--|--------|------|----|------|------|------|-----|------|------------------|------|---|------|------|------|------------------|---|------|------|
| | EU-15 | EUR-11 | B | DK | D | EL | E | F | IRL | I ⁽²⁾ | L | NL | A | P | FIN | S ⁽⁴⁾ | UK ⁽⁴⁾ | US | JP |
| 1995 | 6.2 | 6.4 | 5.4 | : | 6.8 | 12.7 | 3.2 | 7.7 | 13.8 | 0.2 | -1.7 | 11.5 | 15.1 | 8.7 | 14.0 | -0.4 | 5.2 | -1.8 | 12.8 |
| 1996 | 7.8 | 7.5 | 5.0 | : | 12.4 | 12.7 | 6.9 | 0.8 | 16.4 | 1.2 | 8.5 | 13.3 | 5.4 | 10.3 | 16.4 | 5.3 | 6.6 | -4.2 | 10.0 |
| 1997 | 7.0 | 6.8 | 4.8 | : | 2.3 | 12.8 | 14.2 | 6.5 | 26.4 | 8.8 | 3.2 | 10.3 | 4.9 | 13.8 | 5.5 | 3.0 | 6.3 | -0.7 | 8.9 |
| 1998 | 9.2 | 9.5 | 19.5 | : | 11.1 | 12.7 | 15.7 | 3.1 | 26.0 | 10.2 | 12.7 | 11.8 | 9.6 | 17.6 | 4.8 | 5.1 | 5.8 | 1.6 | 6.1 |
| 1998 Jul | 8.3 | 8.1 | 2.7 | : | 4.6 | 9.8 | 11.7 | 8.8 | 24.0 | 11.5 | : | 12.2 | 7.4 | 18.0 | 4.9 | 6.9 | 5.7 | 0.8 | 8.6 |
| Aug | 8.5 | 8.2 | 6.4 | : | 6.5 | 8.6 | 10.6 | 7.6 | 23.8 | 9.4 | : | 12.9 | 6.9 | 15.9 | 4.9 | 6.4 | 5.6 | -0.1 | 8.4 |
| Sep | 8.0 | 7.9 | 5.3 | : | 6.8 | 6.3 | 10.7 | 8.7 | 29.7 | 9.5 | : | 13.4 | 4.9 | 15.9 | 6.1 | 5.6 | 6.4 | 1.0 | 8.1 |
| Oct | 8.1 | 8.0 | 6.1 | : | 8.3 | 4.3 | 10.6 | 8.0 | 29.4 | 8.9 | : | 15.8 | 7.9 | 16.0 | 3.8 | 6.5 | 5.4 | 1.8 | 9.1 |
| Nov | 8.4 | 8.3 | 8.6 | : | 8.6 | 15.2 | 16.6 | 5.4 | 30.6 | 8.9 | : | 14.9 | 7.5 | 13.6 | 5.0 | 6.0 | 4.8 | 1.9 | 8.2 |
| Dec | 9.2 | 9.6 | 19.5 | : | 11.1 | 12.7 | 15.7 | 3.1 | 26.0 | 8.9 | : | 11.8 | 9.6 | 17.6 | 4.8 | 5.1 | 5.8 | 1.6 | 6.1 |
| 1999 Jan | 14.0 | 14.6 | : | : | : | 19.8 | : | : | : | : | : | : | : | : | : | 5.9 | 5.9 | 1.7 | 5.6 |
| Feb | 12.1 | 12.5 | : | : | : | 25.4 | : | : | : | : | : | : | : | : | : | 5.9 | 5.3 | 1.6 | 6.1 |
| Mar | 11.5 | 11.7 | : | : | : | 26.0 | : | : | : | : | : | : | : | : | : | 8.3 | 6.5 | 2.0 | 8.5 |
| Apr | 11.6 | 11.6 | : | : | : | 24.8 | : | : | : | : | : | : | : | : | : | 7.6 | 5.3 | 2.4 | 9.4 |
| May | 12.0 | 11.9 | : | : | : | 22.9 | : | : | : | : | : | : | : | : | : | 8.1 | 6.2 | 2.4 | 10.9 |
| Jun | 11.5 | 11.4 | : | : | : | 24.5 | : | : | : | : | : | : | : | : | : | 7.4 | 7.9 | 2.2 | 12.0 |
| Jul | 14.0 | 13.9 | : | : | : | 29.3 | : | : | : | : | : | : | : | : | : | 8.0 | 7.5 | 2.3 | 12.1 |
| Aug | 13.1 | 12.8 | : | : | : | 33.7 | : | : | : | : | : | : | : | : | : | 6.9 | 7.6 | 2.7 | 12.4 |
| Sep | 13.5 | 13.0 | : | : | : | 40.4 | : | : | : | : | : | : | : | : | : | 9.1 | 7.0 | 1.7 | 13.0 |

⁽¹⁾ Perioenenende

⁽¹⁾ end of period

⁽¹⁾ fin de période

⁽²⁾ Bei den Angaben für Italien handelt es sich um Durchschnitte

⁽²⁾ Data for Italy are monthly average

⁽²⁾ Les données pour l'Italie correspondent à une moyenne

⁽³⁾ Euro (ab 1.1.1999)/ECU (bis zum 31.12.1998) –Jährlichen Daten : T/T–1%. Beim Wert für die EU–15 handelt es sich um eine Schätzung auf der Basis von konsolidierten E

⁽³⁾ euro (from 1.1.1999)/ECU (up to 31.12.1998) –Annual data : T/T–1%. EU–15 is an estimate based on EUR–11 consolidated data.

⁽³⁾ euro (à partir du 1.1.1999)/ECU (jusqu'au 31.12.1998) –Données annuelles : T/T–1%. EU–15 est une estimation basée sur les données de EUR–11 consolidées.

⁽⁴⁾ S, UK : M0

⁽⁴⁾ S, UK : M0

⁽⁴⁾ S, UK : M0

ZINSSÄTZE UND GELDVOLUMEN
INTEREST RATES AND MONEY SUPPLY
TAUX D'INTÉRÊT ET MASSE MONÉTAIRE



| | Geldvolumen : M2 2507 (Periodenende) T/T-12%(1) | | | | | | | | | | Money supply: M2 (end of period) T/T-12%(1) | | | | | Disponibilités monétaires: M2 (fin de période) T/T-12%(1) | | | |
|----------|---|--------|---|-----|------|----|------|-----|-----|------|---|-----|------|-----|------|---|-----|-----|-----|
| | EU-15 | EUR-11 | B | DK | D | EL | E | F | IRL | I(2) | L | NL | A | P | FIN | S | UK | US | JP |
| 1995 | 4.2 | 5.0 | : | 3.9 | -1.9 | : | 3.1 | 8.1 | : | -2.0 | 8.3 | 4.8 | -6.5 | 8.0 | 6.0 | : | 6.5 | 4.1 | 3.2 |
| 1996 | 7.0 | 4.9 | : | 7.2 | 4.6 | : | 7.0 | 3.6 | : | 4.0 | -2.0 | 5.4 | : | 9.0 | -2.1 | : | 5.3 | 4.6 | 3.1 |
| 1997 | 5.4 | 3.5 | : | 5.2 | 1.1 | : | 11.9 | 7.8 | : | 9.0 | -4.5 | 8.1 | : | 6.6 | 2.9 | : | 5.3 | 5.8 | 3.5 |
| 1998 | 4.9 | 5.8 | : | 2.9 | 9.3 | : | 14.5 | 4.3 | : | 5.6 | 6.1 | : | : | 8.4 | 4.4 | : | 6.4 | 8.7 | 4.4 |
| 1998 Jul | 4.0 | 4.4 | : | 5.3 | 3.5 | : | 10.7 | 8.4 | : | 8.4 | : | : | : | 8.7 | 3.4 | : | 3.9 | 7.2 | 4.1 |
| Aug | 4.5 | 4.3 | : | 6.1 | 4.9 | : | 9.8 | 7.6 | : | 6.6 | : | : | : | 8.2 | 3.4 | : | 3.3 | 7.0 | 4.3 |
| Sep | 4.8 | 4.7 | : | 8.3 | 5.1 | : | 10.1 | 8.0 | : | 6.3 | : | : | : | 7.6 | 4.4 | : | 5.6 | 7.6 | 4.3 |
| Oct | 4.1 | 4.5 | : | 4.0 | 6.1 | : | 10.8 | 7.6 | : | 5.8 | : | : | : | 7.1 | 3.2 | : | 5.2 | 8.1 | 4.4 |
| Nov | 4.3 | 5.0 | : | 4.2 | 6.3 | : | 13.8 | 5.9 | : | 5.8 | : | : | : | 5.6 | 4.1 | : | 5.7 | 8.4 | 4.8 |
| Dec | 4.9 | 6.0 | : | 2.9 | 9.3 | : | 14.5 | 4.3 | : | 5.6 | : | : | : | 8.4 | 4.4 | : | 6.4 | 8.7 | 4.4 |
| 1999 Jan | 6.4 | 7.5 | : | 3.7 | : | : | : | : | : | : | : | : | : | : | : | : | 6.3 | 8.7 | 4.1 |
| Feb | 5.6 | 6.3 | : | 4.3 | : | : | : | : | : | : | : | : | : | : | : | : | 6.2 | 8.5 | 3.9 |
| Mar | 6.1 | 6.9 | : | 5.5 | : | : | : | : | : | : | : | : | : | : | : | : | 6.3 | 8.1 | 4.2 |
| Apr | 6.6 | 6.3 | : | 3.9 | : | : | : | : | : | : | : | : | : | : | : | : | 7.1 | 8.1 | 4.0 |
| May | 7.2 | 6.3 | : | 5.2 | : | : | : | : | : | : | : | : | : | : | : | : | 7.3 | 7.9 | 4.1 |
| Jun | 6.6 | 6.2 | : | 5.8 | : | : | : | : | : | : | : | : | : | : | : | : | 7.1 | 7.7 | 4.3 |
| Jul | 8.2 | 7.7 | : | 3.1 | : | : | : | : | : | : | : | : | : | : | : | : | 7.5 | 7.7 | 3.9 |
| Aug | 7.6 | 7.0 | : | 4.9 | : | : | : | : | : | : | : | : | : | : | : | : | 7.8 | 7.5 | 3.5 |
| Sep | 8.4 | 7.0 | : | 2.2 | : | : | : | : | : | : | : | : | : | : | : | : | 7.0 | 6.9 | 3.3 |

| | Geldvolumen : M3(3) 2508 (Periodenende) T/T-12%(1) | | | | | | | | | | Money supply: M3(3) (end of period) T/T-12%(1) | | | | | Disponibilités monétaires: M3(3) (fin de période) T/T-12%(1) | | | |
|----------|--|--------|------|----|-----|------|-----|------|------|---|--|------|-----|-----|------|--|------|------|----|
| | EU-15 | EUR-11 | B | DK | D | EL | E | F | IRL | I | L | NL | A | P | FIN | S | UK | US | JP |
| 1995 | 5.4 | 5.7 | -0.0 | : | 3.6 | 16.1 | 9.2 | 4.6 | 12.4 | : | -1.3 | 4.3 | 5.7 | 8.0 | 0.4 | 2.7 | 9.9 | 6.3 | : |
| 1996 | 7.9 | 4.0 | 6.8 | : | 8.7 | 13.8 | 7.4 | -3.3 | 15.9 | : | 1.3 | 6.0 | 1.8 | 8.8 | -1.3 | 11.4 | 9.5 | 7.8 | : |
| 1997 | 7.7 | 4.5 | 6.1 | : | 3.6 | 20.3 | 4.3 | 2.0 | 22.1 | : | 6.1 | 5.6 | 1.2 | 6.2 | 8.8 | 1.3 | 12.1 | 9.0 | : |
| 1998 | 3.6 | 4.2 | 9.8 | : | 7.3 | 15.5 | 1.1 | 2.7 | 17.3 | : | 10.9 | 11.7 | 6.4 | 7.8 | 2.4 | 2.1 | 8.0 | 10.9 | : |
| 1998 Jul | 4.8 | 4.8 | 5.4 | : | 4.1 | 15.1 | 1.4 | 4.8 | 17.6 | : | : | 8.5 | 2.0 | 8.2 | 0.6 | 5.5 | 10.2 | 9.6 | : |
| Aug | 5.2 | 4.5 | 5.5 | : | 4.8 | 15.2 | 0.2 | 4.7 | 19.3 | : | : | 8.2 | 2.1 | 7.6 | 1.4 | 3.9 | 8.8 | 9.7 | : |
| Sep | 5.3 | 4.5 | 4.4 | : | 4.8 | 13.6 | 0.3 | 4.7 | 16.6 | : | : | 8.5 | 1.7 | 7.0 | 1.8 | 4.8 | 9.1 | 10.2 | : |
| Oct | 4.9 | 4.9 | 4.9 | : | 5.5 | 14.7 | 1.0 | 5.0 | 18.7 | : | : | 8.8 | 2.5 | 6.5 | 0.4 | 5.9 | 9.1 | 10.6 | : |
| Nov | 4.4 | 4.6 | 4.8 | : | 5.7 | 14.4 | 0.9 | 3.5 | 19.0 | : | : | 7.7 | 2.6 | 5.1 | 3.5 | 5.6 | 8.2 | 10.9 | : |
| Dec | 3.6 | 4.6 | 9.8 | : | 7.3 | 15.5 | 1.1 | 2.7 | 17.3 | : | : | 11.7 | 6.4 | 7.8 | 2.4 | 2.1 | 8.0 | 10.9 | : |
| 1999 Jan | 4.8 | 5.5 | : | : | : | 17.7 | : | : | : | : | : | : | : | : | : | 4.1 | 7.6 | 10.5 | : |
| Feb | 4.3 | 5.0 | : | : | : | 15.2 | : | : | : | : | : | : | : | : | : | 5.8 | 7.4 | 10.7 | : |
| Mar | 4.6 | 5.5 | : | : | : | 15.4 | : | : | : | : | : | : | : | : | : | 6.3 | 6.9 | 9.5 | : |
| Apr | 5.6 | 5.2 | : | : | : | 15.6 | : | : | : | : | : | : | : | : | : | 6.7 | 7.5 | 9.3 | : |
| May | 6.1 | 5.3 | : | : | : | 16.0 | : | : | : | : | : | : | : | : | : | 6.6 | 7.1 | 9.0 | : |
| Jun | 5.3 | 5.3 | : | : | : | 14.9 | : | : | : | : | : | : | : | : | : | 5.9 | 5.4 | 8.6 | : |
| Jul | 5.9 | 5.8 | : | : | : | 16.9 | : | : | : | : | : | : | : | : | : | 4.5 | 3.4 | 8.7 | : |
| Aug | 5.9 | 5.7 | : | : | : | 13.7 | : | : | : | : | : | : | : | : | : | 6.5 | 4.3 | 8.1 | : |
| Sep | 7.3 | 6.1 | : | : | : | 15.3 | : | : | : | : | : | : | : | : | : | 6.1 | 3.5 | 7.5 | : |

(1) Euro (ab 1.1.1999)/ECU (bis zum 31.12.1998) –Jährlichen Daten : T/T-1%. Beim Wert für die EU-15 handelt es sich um eine Schätzung auf der Basis von konsolidierten E

(1) euro (from 1.1.1999)/ECU (up to 31.12.1998) –Annual data : T/T-1%. EU-15 is an estimate based on EUR-11 consolidated data.

(1) euro (à partir du 1.1.1999)/ECU (jusqu'au 31.12.1998) –Données annuelles : T/T-1%. EU-15 est une estimation basée sur les données de EUR-11 consolidées.

(2) Bei den Angaben für Italien handelt es sich um Durchschnitte

(2) Data for Italy are monthly average

(2) Les données pour l'Italie correspondent à une moyenne

(3) E: ALP ; P:L-; UK : M4

(3) E: ALP ; P:L-; UK : M4

(3) E: ALP ; P:L-; UK : M4

AKTIENKURSE UND RENDITE SHARE PRICES AND YIELDS COURS DES ACTIONS ET RENDEMENTS



2601 Börsenkapitalisierung⁽¹⁾
Mrd EUR

Market capitalisation⁽¹⁾
Bn EUR

Capitalisation boursière⁽¹⁾
Mrd EUR

| | EU-15 | EUR-11 | B | DK | D | EL | E | F | IRL | I | L | NL | A | P | FIN | S | UK | US | JP |
|----------|--------|--------|-------|-------|--------|-------|-------|--------|------|-------|------|-------|------|------|-------|-------|--------|----|----|
| 1998 Jul | 6250.1 | 3748.9 | 211.1 | 94.0 | 963.7 | 61.5 | 384.6 | 862.7 | 59.3 | 479.9 | 30.9 | 546.3 | 42.0 | 57.9 | 110.4 | 295.0 | 2050.7 | : | : |
| Aug | 5570.2 | 3308.4 | 185.3 | 83.5 | 876.2 | 48.8 | 306.4 | 783.0 | 50.5 | 414.9 | 27.7 | 487.3 | 35.4 | 51.1 | 90.6 | 244.4 | 1885.1 | : | : |
| Sep | 5046.1 | 3005.2 | 171.8 | 77.1 | 809.3 | 47.3 | 286.8 | 696.9 | 50.3 | 374.4 | 25.3 | 434.1 | 29.5 | 43.6 | 83.3 | 213.9 | 1702.6 | : | : |
| Oct | 5321.0 | 3190.9 | 181.7 | 79.0 | 837.7 | 55.5 | 309.3 | 753.9 | 51.9 | 403.6 | 30.8 | 448.2 | 31.7 | 51.3 | 91.0 | 220.7 | 1774.8 | : | : |
| Nov | 5828.6 | 3561.3 | 191.0 | 80.0 | 996.8 | 56.6 | 341.7 | 813.3 | 55.9 | 465.1 | 31.7 | 474.0 | 30.7 | 53.2 | 107.9 | 243.9 | 1886.8 | : | : |
| Dec | 5973.3 | 3624.3 | 210.3 | 84.4 | 930.8 | 69.3 | 342.5 | 837.1 | 59.3 | 484.0 | 32.5 | 512.4 | 30.4 | 53.5 | 131.5 | 239.1 | 1956.3 | : | : |
| 1999 Jan | 6245.1 | 3787.1 | 195.9 | 105.5 | 1046.2 | 83.4 | 338.3 | 899.7 | 58.7 | 486.6 | 31.7 | 498.4 | 29.0 | 56.2 | 146.4 | 257.1 | 2012.0 | : | : |
| Feb | 6349.6 | 3755.8 | 196.9 | 122.1 | 1015.4 | 89.3 | 341.0 | 871.5 | 60.7 | 495.1 | 30.9 | 514.1 | 31.2 | 54.0 | 145.1 | 257.3 | 2125.1 | : | : |
| Mar | 6534.4 | 3829.8 | 182.7 | 121.8 | 1008.2 | 87.4 | 353.7 | 903.1 | 60.4 | 519.0 | 32.2 | 526.8 | 31.3 | 51.4 | 161.2 | 263.6 | 2231.7 | : | : |
| Apr | 6766.4 | 4010.6 | 180.8 | 127.4 | 1082.4 | 100.8 | 364.0 | 949.1 | 62.6 | 520.7 | 34.5 | 567.3 | 33.3 | 49.8 | 166.2 | 255.1 | 2272.4 | : | : |
| May | 6614.0 | 3828.7 | 172.4 | 82.0 | 1032.2 | 110.3 | 340.0 | 929.2 | 57.3 | 493.9 | 30.3 | 535.0 | 30.4 | 49.9 | 158.2 | 241.1 | 2352.0 | : | : |
| Jun | 6929.4 | 4024.4 | 176.5 | 85.7 | 1109.6 | 117.7 | 343.5 | 988.5 | 54.9 | 504.8 | 30.7 | 553.1 | 32.1 | 48.7 | 182.1 | 262.1 | 2439.5 | : | : |
| Jul | 6853.3 | 4126.1 | 175.9 | 91.9 | 1127.3 | 138.6 | 349.1 | 1021.4 | 69.7 | 499.7 | 29.5 | 578.7 | 32.5 | 51.2 | 191.0 | : | 2496.7 | : | : |
| Aug | 6529.1 | 3634.7 | 174.9 | 85.7 | 1119.6 | 169.3 | 352.0 | 1047.6 | 68.1 | : | 27.5 | 578.7 | 31.8 | 51.3 | 183.2 | 257.0 | 2382.4 | : | : |
| Sep | 6733.6 | 4017.7 | 170.0 | 91.2 | 1011.5 | 194.5 | 343.7 | 1047.6 | 64.5 | 523.9 | 26.4 | 556.8 | 31.3 | 51.1 | 190.8 | : | 2430.2 | : | : |

2602 Aktienkursindex (Durchschnitt)
1995 = 100

Index of share prices (mean)
1995 = 100

Indice du cours des actions
(moyenne)
1995 = 100

| | EU-15 ⁽²⁾ | EUR-11 ⁽³⁾ | B | DK | D | EL | E | F | IRL | I | L | NL | A | P | FIN | S | UK | US | JP |
|----------|----------------------|-----------------------|-------|-------|-------|----|-------|-------|-------|-------|-------|-------|-------|-------|-------|-------|-------|-------|-------|
| 1995 | 100.0 | 100.0 | 100.0 | 100.0 | 100.0 | : | 100.0 | 100.0 | 100.0 | 100.0 | 100.0 | 100.0 | 100.0 | 100.0 | 100.0 | 100.0 | 100.0 | 100.0 | 100.0 |
| 1996 | 117.8 | 116.2 | 122.2 | 119.8 | 120.1 | : | 126.4 | 111.2 | 124.5 | 100.3 | 117.5 | 126.6 | 108.4 | 115.6 | 105.9 | 121.6 | 114.2 | 127.7 | 121.7 |
| 1997 | 161.7 | 159.1 | 161.2 | 175.1 | 174.0 | : | 194.5 | 147.6 | 168.4 | 137.4 | 152.9 | 189.9 | 130.8 | 188.4 | 167.2 | 177.9 | 140.1 | 165.7 | 106.2 |
| 1998 | 208.0 | 214.4 | 218.4 | 224.1 | 234.8 | : | 284.4 | 197.5 | 237.5 | 220.0 | 192.6 | 249.0 | 134.9 | 305.3 | 236.0 | 202.9 | 168.0 | 192.0 | 88.6 |
| 1998 Aug | 215.8 | 228.0 | 239.0 | 226.1 | 252.0 | : | 298.2 | 211.5 | 239.7 | 234.0 | 193.4 | 263.6 | 136.6 | 320.9 | 254.5 | 210.5 | 165.8 | 188.7 | 88.0 |
| Sep | 192.0 | 201.6 | 221.2 | 208.0 | 222.0 | : | 246.4 | 189.5 | 204.7 | 198.9 | 183.4 | 230.2 | 114.0 | 276.6 | 222.3 | 181.6 | 154.3 | 176.0 | 81.6 |
| Oct | 179.8 | 188.7 | 211.1 | 195.6 | 203.2 | : | 246.8 | 176.6 | 203.3 | 188.2 | 169.5 | 211.0 | 107.8 | 256.2 | 209.5 | 170.0 | 151.1 | 181.7 | 77.8 |
| Nov | 201.3 | 211.4 | 226.9 | 207.8 | 226.0 | : | 283.6 | 197.5 | 226.8 | 213.2 | 182.5 | 244.7 | 115.1 | 290.5 | 240.6 | 191.2 | 167.0 | 200.4 | 83.8 |
| Dec | 204.9 | 216.5 | 235.8 | 210.1 | 223.1 | : | 292.2 | 201.2 | 233.6 | 223.9 | 180.4 | 253.1 | 112.1 | 284.5 | 272.7 | 194.6 | 169.7 | 200.7 | 82.5 |
| 1999 Jan | 220.3 | 235.7 | 244.7 | 223.6 | 240.4 | : | 305.4 | 221.2 | 258.5 | 241.2 | 23.8 | 271.9 | 109.3 | 307.9 | 314.0 | 202.5 | 178.3 | 208.0 | 79.8 |
| Feb | 220.3 | 231.9 | 239.5 | 214.6 | 232.0 | : | 303.3 | 220.6 | 260.5 | 236.4 | 23.2 | 264.5 | 113.6 | 301.3 | 309.1 | 205.0 | 179.4 | 207.4 | 81.8 |
| Mar | 225.1 | 234.1 | 230.9 | 199.5 | 228.1 | : | 304.7 | 221.4 | 265.1 | 247.9 | 23.2 | 266.8 | 119.4 | 281.5 | 328.7 | 206.3 | 184.1 | 217.0 | 89.0 |
| Apr | 234.7 | 243.0 | 230.7 | 207.1 | 242.4 | : | 306.3 | 231.4 | 264.5 | 251.4 | 25.6 | 277.0 | 124.5 | 277.6 | 356.5 | 220.2 | 192.8 | 232.3 | 96.2 |
| May | 234.1 | 242.9 | 222.9 | 206.8 | 244.0 | : | 310.9 | 233.1 | 253.0 | 246.9 | 25.9 | 281.6 | 125.7 | 273.2 | 354.0 | 223.9 | 188.7 | 243.7 | 95.2 |
| Jun | 238.5 | 246.5 | 222.3 | 207.4 | 247.0 | : | 314.9 | 237.2 | 244.9 | 246.8 | 25.9 | 285.0 | 121.8 | 272.9 | 381.2 | 231.8 | 191.7 | 238.2 | 98.9 |
| Jul | 240.4 | 251.5 | 217.2 | 215.7 | 255.4 | : | 308.9 | 243.7 | 248.7 | 247.2 | 26.5 | 287.7 | 124.9 | 268.7 | 415.4 | 233.8 | 191.7 | 245.9 | 103.8 |
| Aug | 233.4 | 242.8 | 214.4 | 212.2 | 243.4 | : | 294.7 | 237.3 | 240.1 | 233.9 | 26.1 | 280.3 | 120.6 | 262.2 | 388.2 | 229.8 | 185.3 | 243.3 | 102.0 |
| Sep | 238.1 | 250.1 | 223.4 | 220.9 | 248.3 | : | 300.4 | 247.9 | 238.6 | 241.8 | 26.2 | 287.7 | 117.8 | 262.6 | 401.5 | 238.9 | 182.5 | 238.4 | 101.2 |
| Oct | 235.4 | 246.5 | 210.7 | 222.3 | 248.8 | : | 292.9 | 248.9 | 232.7 | 234.4 | 25.6 | 276.3 | 113.4 | 271.9 | 423.5 | 242.1 | 181.2 | 231.3 | 102.0 |

⁽¹⁾ Vor 1.1.1999 in ECU

⁽¹⁾ ECU before 1/1/1999

⁽¹⁾ ECU avant 1/1/1999

⁽²⁾ Ohne Luxemburg, aber mit Norwegen und Schweiz

⁽²⁾ Excluding Luxembourg, including Norway and Switzerland

⁽²⁾ Luxembourg inclus, Norvège et Suisse inclus

⁽³⁾ Ohne Luxemburg, aber mit Norwegen und Schweiz

⁽³⁾ Excluding Luxembourg, including Norway and Switzerland

⁽³⁾ Luxembourg inclus, Norvège et Suisse inclus

AKTIENKURSE UND RENDITE
SHARE PRICES AND YIELDS
COURS DES ACTIONS ET RENDEMENTS



| | Anleihen des öffentlichen Sektors, 2603 Rendite % | | | | | | | | | | Yield on fixed interest government bonds % | | | | | Obligations du secteur public, rendement % | | | | |
|----------|---|--------|-----|-----|-----|------|------|-----|-----|------|---|-----|-----|------|-----|--|-----|-----|-----|--|
| | EU-15 | EUR-11 | B | DK | D | EL | E | F | IRL | I | L | NL | A | P | FIN | S | UK | US | JP | |
| 1995 | 8.8 | 8.7 | 7.5 | 8.3 | 6.8 | 17.3 | 11.3 | 7.5 | 8.3 | 12.2 | 7.2 | 6.9 | 7.1 | 11.5 | 8.8 | 10.2 | 8.3 | 6.7 | 3.3 | |
| 1996 | 7.5 | 7.2 | 6.5 | 7.2 | 6.2 | 14.4 | 8.7 | 6.3 | 7.3 | 9.4 | 6.3 | 6.2 | 6.3 | 8.6 | 7.1 | 8.0 | 7.9 | 6.5 | 3.0 | |
| 1997 | 6.3 | 6.0 | 5.8 | 6.3 | 5.6 | 9.9 | 6.4 | 5.6 | 6.3 | 6.9 | 5.6 | 5.6 | 5.7 | 6.4 | 6.0 | 6.6 | 7.1 | 6.5 | 2.1 | |
| 1998 | 4.9 | 4.7 | 4.7 | 4.9 | 4.6 | 8.5 | 4.8 | 4.6 | 4.8 | 4.9 | 4.7 | 4.6 | 4.7 | 4.9 | 4.8 | 5.0 | 5.6 | 5.3 | 1.3 | |
| 1998 Jul | 5.0 | 4.8 | 4.9 | 4.9 | 4.7 | 7.7 | 4.9 | 4.8 | 4.9 | 5.0 | 4.8 | 4.8 | 4.8 | 5.0 | 4.9 | 4.9 | 5.9 | 5.5 | 1.4 | |
| Aug | 4.8 | 4.6 | 4.7 | 4.8 | 4.4 | 7.6 | 4.7 | 4.5 | 4.7 | 4.8 | 4.6 | 4.5 | 4.6 | 4.8 | 4.7 | 4.8 | 5.6 | 5.4 | 1.2 | |
| Sep | 4.5 | 4.3 | 4.3 | 4.7 | 4.1 | 8.3 | 4.5 | 4.2 | 4.4 | 4.5 | 4.4 | 4.2 | 4.3 | 4.5 | 4.5 | 4.8 | 5.2 | 4.9 | 0.9 | |
| Oct | 4.5 | 4.3 | 4.3 | 4.7 | 4.1 | 8.5 | 4.4 | 4.2 | 4.4 | 4.5 | 4.3 | 4.1 | 4.3 | 4.4 | 4.5 | 4.7 | 5.0 | 4.6 | 0.8 | |
| Nov | 4.4 | 4.2 | 4.3 | 4.6 | 4.1 | 7.7 | 4.4 | 4.2 | 4.3 | 4.4 | 4.3 | 4.2 | 4.3 | 4.4 | 4.4 | 4.6 | 4.9 | 4.9 | 0.9 | |
| Dec | 4.1 | 4.0 | 4.1 | 4.3 | 3.9 | 7.2 | 4.1 | 3.9 | 4.0 | 4.0 | 4.1 | 4.0 | 4.1 | 4.1 | 4.1 | 4.2 | 4.3 | 4.7 | 1.4 | |
| 1999 Jan | 3.9 | 3.8 | 3.9 | 4.0 | 3.7 | 6.3 | 3.9 | 3.8 | 3.9 | 3.9 | 3.9 | 3.8 | 3.8 | 3.9 | 3.9 | 4.0 | 4.2 | 4.8 | 2.1 | |
| Feb | 4.1 | 4.0 | 4.0 | 4.2 | 3.9 | 6.0 | 4.0 | 3.9 | 4.0 | 4.1 | 3.9 | 3.9 | 4.0 | 4.0 | 4.0 | 4.2 | 4.4 | 5.0 | 2.1 | |
| Mar | 4.3 | 4.2 | 4.3 | 4.4 | 4.0 | 6.0 | 4.3 | 4.1 | 4.2 | 4.3 | 4.2 | 4.1 | 4.2 | 4.2 | 4.3 | 4.4 | 4.6 | 5.2 | 1.7 | |
| Apr | 4.1 | 4.0 | 4.1 | 4.2 | 3.9 | 5.9 | 4.1 | 4.0 | 4.0 | 4.1 | 4.0 | 4.0 | 4.0 | 4.1 | 4.1 | 4.2 | 4.5 | 5.2 | 1.6 | |
| May | 4.3 | 4.2 | 4.3 | 4.5 | 4.0 | 5.8 | 4.3 | 4.2 | 4.2 | 4.3 | 4.2 | 4.2 | 4.2 | 4.3 | 4.2 | 4.5 | 4.8 | 5.5 | 1.4 | |
| Jun | 4.6 | 4.5 | 4.6 | 4.8 | 4.4 | 6.0 | 4.6 | 4.5 | 4.6 | 4.6 | 4.4 | 4.5 | 4.5 | 4.6 | 4.6 | 4.9 | 5.1 | 5.9 | 1.6 | |
| Jul | 4.9 | 4.9 | 4.9 | 5.1 | 4.7 | 6.4 | 4.9 | 4.8 | 4.9 | 4.9 | 4.9 | 4.8 | 4.9 | 5.0 | 4.9 | 5.3 | 5.3 | 5.8 | 1.7 | |
| Aug | 5.1 | 5.1 | 5.2 | 5.4 | 4.9 | 6.7 | 5.2 | 5.0 | 5.2 | 5.1 | 5.2 | 5.0 | 5.1 | 5.3 | 5.2 | 5.5 | 5.3 | 5.9 | 1.9 | |
| Sep | 5.3 | 5.2 | 5.3 | 5.6 | 5.0 | 6.6 | 5.3 | 5.2 | 5.3 | 5.3 | 5.3 | 5.2 | 5.3 | 5.4 | 5.3 | 5.7 | 5.6 | 5.9 | 1.8 | |

Zahlungsbilanz

Balance of payments

Balance des paiements



ZAHLUNGSBILANZ
BALANCE OF PAYMENTS
BALANCE DES PAIEMENTS



| | Waren Einnahmen Mio ECU | | | | Goods credit Mio ECU | | | | | | | | | Biens crédit Mio ECU | | | | |
|--------|-------------------------------|--------|-------|-------|----------------------------|------|-------|-------|-------|-------|-------|-------|------|----------------------------|-------|-------|--------|-------|
| | EU-15 | EUR-11 | B/L | DK | D | EL | E | F | IRL | I | NL | A | P | FIN | S | UK | US | JP |
| 1997 I | 421645 | 335201 | 31413 | 9964 | 103591 | 1254 | 21633 | 58985 | 11047 | 47123 | 36075 | 11884 | 5276 | 8174 | 16971 | 58255 | 138373 | 82689 |
| II | 457054 | 364937 | 33293 | 10727 | 113230 | 1075 | 24234 | 64094 | 12087 | 54199 | 36048 | 13086 | 5529 | 9137 | 18591 | 61724 | 151251 | 89880 |
| III | 447571 | 356441 | 32456 | 10492 | 113278 | 1068 | 21959 | 60448 | 12374 | 52710 | 36012 | 12813 | 5254 | 9137 | 17426 | 62144 | 152826 | 95234 |
| IV | 488366 | 389355 | 35156 | 11263 | 120833 | 1585 | 26151 | 68777 | 13312 | 56249 | 39149 | 14010 | 5824 | 9894 | 20068 | 66095 | 158873 | 93713 |
| 1998 I | 473213 | 379056 | 34250 | 10844 | 118188 | 1174 | 24114 | 67830 | 13655 | 52879 | 39044 | 13493 | 5810 | 9793 | 19354 | 62785 | 157178 | 87318 |
| II | 486842 | 393908 | 35860 | 10000 | 123206 | 1255 | 26404 | 68354 | 14240 | 57475 | 38267 | 14161 | 5986 | 9955 | 19523 | 62156 | 153143 | 82182 |
| III | 457756 | 369291 | 32322 | 10791 | 118202 | 1296 | 22302 | 63623 | 14510 | 52812 | 36837 | 13806 | 5583 | 9294 | 17658 | 58720 | 141278 | 81033 |
| IV | 481907 | 390698 | 34265 | 11028 | 123862 | 1518 | 25186 | 69710 | 15549 | 53299 | 38747 | 14569 | 5825 | 9686 | 19434 | 59229 | 148666 | 83688 |
| 1999 I | 456371 | 368478 | 31895 | 10694 | 117610 | 1802 | 24292 | 64828 | 15312 | 49023 | 36677 | 14143 | 5969 | 8729 | 18979 | 56418 | 146155 | 83533 |

| | Waren Ausgaben Mio ECU | | | | Goods debit Mio ECU | | | | | | | | | Biens débit Mio ECU | | | | |
|--------|------------------------------|--------|-------|-------|---------------------------|------|-------|-------|------|-------|-------|-------|------|---------------------------|-------|-------|--------|-------|
| | EU-15 | EUR-11 | B/L | DK | D | EL | E | F | IRL | I | NL | A | P | FIN | S | UK | US | JP |
| 1997 I | 393087 | 305560 | 30089 | 8844 | 91661 | 4595 | 24299 | 55058 | 7542 | 38436 | 31899 | 13259 | 7271 | 6046 | 13168 | 60920 | 173984 | 67717 |
| II | 421638 | 325477 | 31337 | 9551 | 96890 | 4575 | 27163 | 57113 | 8119 | 43952 | 32861 | 13661 | 7802 | 6579 | 14495 | 67540 | 189770 | 67745 |
| III | 408150 | 313713 | 30362 | 9205 | 96125 | 4468 | 24845 | 54773 | 7816 | 40446 | 31725 | 13960 | 7262 | 6399 | 13756 | 67008 | 206018 | 70217 |
| IV | 447276 | 346277 | 33626 | 10105 | 102594 | 4830 | 29291 | 61636 | 8876 | 46032 | 34026 | 14676 | 8411 | 7109 | 16060 | 70004 | 203842 | 65780 |
| 1998 I | 446639 | 347381 | 32891 | 10294 | 102328 | 4494 | 27396 | 62470 | 9209 | 47753 | 35457 | 14719 | 8167 | 6991 | 15294 | 69176 | 200624 | 62481 |
| II | 453429 | 353300 | 33707 | 9549 | 104939 | 4680 | 29466 | 62414 | 9381 | 48580 | 34469 | 14552 | 8875 | 6917 | 15257 | 70643 | 206871 | 54596 |
| III | 425243 | 329495 | 31003 | 9622 | 100659 | 4483 | 27384 | 57673 | 8721 | 42202 | 32614 | 14615 | 7950 | 6674 | 14217 | 67426 | 207930 | 53798 |
| IV | 450221 | 353491 | 32446 | 10139 | 105618 | 4749 | 30365 | 63521 | 9828 | 46076 | 34116 | 15409 | 9123 | 6989 | 15480 | 66362 | 203168 | 54183 |
| 1999 I | 437872 | 341072 | 30160 | 9705 | 100589 | 5368 | 29044 | 60346 | 9084 | 45343 | 35071 | 16210 | 8599 | 6626 | 14954 | 66773 | 205867 | 56636 |

| | Waren Saldo Mio ECU | | | | Goods net Mio ECU | | | | | | | | | Biens solde Mio ECU | | | | |
|--------|---------------------------|--------|------|------|-------------------------|-------|-------|------|------|-------|------|-------|-------|---------------------------|------|--------|--------|-------|
| | EU-15 | EUR-11 | B/L | DK | D | EL | E | F | IRL | I | NL | A | P | FIN | S | UK | US | JP |
| 1997 I | 28558 | 29641 | 1324 | 1120 | 11930 | -3341 | -2666 | 3927 | 3505 | 8687 | 4176 | -1375 | -1995 | 2128 | 3803 | -2665 | -35611 | 14972 |
| II | 35416 | 39460 | 1956 | 1176 | 16340 | -3500 | -2929 | 6981 | 3968 | 10247 | 3187 | -575 | -2273 | 2558 | 4096 | -5816 | -38519 | 22135 |
| III | 39421 | 42728 | 2094 | 1287 | 17153 | -3400 | -2886 | 5675 | 4558 | 12264 | 4287 | -1147 | -2008 | 2738 | 3670 | -4864 | -53192 | 25017 |
| IV | 41090 | 43078 | 1530 | 1158 | 18239 | -3245 | -3140 | 7141 | 4436 | 10217 | 5123 | -666 | -2587 | 2785 | 4008 | -3909 | -44969 | 27933 |
| 1998 I | 26574 | 31675 | 1359 | 550 | 15860 | -3320 | -3282 | 5360 | 4446 | 5126 | 3587 | -1226 | -2357 | 2802 | 4060 | -6391 | -43446 | 24837 |
| II | 33413 | 40608 | 2153 | 451 | 18267 | -3425 | -3062 | 5940 | 4859 | 8895 | 3798 | -391 | -2889 | 3038 | 4266 | -8487 | -53728 | 27586 |
| III | 32513 | 39796 | 1319 | 1169 | 17543 | -3187 | -5082 | 5950 | 5789 | 10610 | 4223 | -809 | -2367 | 2620 | 3441 | -8706 | -66652 | 27235 |
| IV | 31686 | 37207 | 1819 | 889 | 18244 | -3231 | -5179 | 6189 | 5721 | 7223 | 4631 | -840 | -3298 | 2697 | 3954 | -7133 | -54502 | 29505 |
| 1999 I | 18499 | 27406 | 1735 | 989 | 17021 | -3566 | -4752 | 4482 | 6228 | 3680 | 1606 | -2067 | -2630 | 2103 | 4025 | -10355 | -59712 | 26897 |

ZAHLUNGSBILANZ
BALANCE OF PAYMENTS
BALANCE DES PAIEMENTS



| | 2704 Dienstleistungen Einnahmen Mio ECU | | Services credit Mio ECU | | | | | | | | | | | | | | Services crédit Mio ECU | |
|--------|---|--------|-------------------------------|------|-------|------|-------|-------|------|-------|-------|------|------|------|------|-------|-------------------------------|-------|
| | EU-15 | EUR-11 | B/L | DK | D | EL | E | F | IRL | I | NL | A | P | FIN | S | UK | US | JP |
| 1997 I | 106869 | 80909 | 7346 | 2624 | 15922 | 1766 | 7700 | 15516 | 1010 | 14076 | 9774 | 6924 | 1307 | 1334 | 3588 | 17982 | 51296 | 15482 |
| II | 120876 | 91905 | 7532 | 3157 | 17699 | 2096 | 9737 | 18170 | 1444 | 16935 | 11694 | 5480 | 1659 | 1555 | 3763 | 19955 | 54734 | 14943 |
| III | 139679 | 105147 | 8239 | 3451 | 18769 | 2848 | 12091 | 20377 | 1759 | 20360 | 12315 | 7410 | 2198 | 1629 | 3897 | 24336 | 63448 | 15535 |
| IV | 124527 | 94044 | 8203 | 3184 | 19882 | 1938 | 9497 | 18104 | 1267 | 15543 | 11959 | 6373 | 1633 | 1583 | 4237 | 21124 | 57369 | 15863 |
| 1998 I | 117654 | 88712 | 8160 | 2883 | 16787 | 1848 | 8964 | 17125 | 1125 | 13603 | 11849 | 7889 | 1521 | 1689 | 3531 | 20680 | 57898 | 16126 |
| II | 128156 | 96192 | 8066 | 3265 | 18064 | 2450 | 10949 | 19631 | 1468 | 16448 | 11949 | 6160 | 1873 | 1584 | 4063 | 22186 | 58516 | 13813 |
| III | 143147 | 106519 | 8496 | 3605 | 20310 | 3337 | 13313 | 20591 | 1946 | 18713 | 11706 | 7227 | 2568 | 1649 | 4398 | 25288 | 61161 | 13500 |
| IV | 126131 | 95559 | 8396 | 3466 | 19216 | 2133 | 10636 | 19564 | 1451 | 13755 | 11658 | 7597 | 1759 | 1527 | 4135 | 20838 | 56101 | 12729 |
| 1999 I | 116436 | 86299 | 8376 | 3219 | 16272 | 2491 | 10282 | 16898 | 1322 | 11589 | 11673 | 6928 | 1439 | 1520 | 3658 | 20769 | 58293 | 13507 |

| | 2705 Dienstleistungen Ausgaben Mio ECU | | Services debit Mio ECU | | | | | | | | | | | | | | Services débit Mio ECU | |
|--------|--|--------|------------------------------|------|-------|------|------|-------|------|-------|-------|------|------|------|------|-------|------------------------------|-------|
| | EU-15 | EUR-11 | B/L | DK | D | EL | E | F | IRL | I | NL | A | P | FIN | S | UK | US | JP |
| 1997 I | 104622 | 83631 | 6053 | 2807 | 24857 | 722 | 4906 | 12895 | 2988 | 14255 | 9273 | 5333 | 1304 | 1767 | 3964 | 13498 | 31821 | 26682 |
| II | 114902 | 90801 | 6906 | 3041 | 26289 | 926 | 5391 | 13507 | 3286 | 16113 | 9883 | 6244 | 1330 | 1852 | 4049 | 16085 | 36851 | 26750 |
| III | 132083 | 103369 | 7855 | 3373 | 30480 | 996 | 5906 | 15147 | 3676 | 19016 | 11178 | 6812 | 1512 | 1787 | 4368 | 19977 | 42241 | 29136 |
| IV | 119456 | 94672 | 7283 | 2904 | 27160 | 1000 | 5899 | 14472 | 3471 | 15758 | 10308 | 6903 | 1458 | 1960 | 4930 | 15950 | 36557 | 26744 |
| 1998 I | 114423 | 90156 | 7106 | 3069 | 25877 | 941 | 5692 | 14193 | 3914 | 14085 | 9911 | 5940 | 1551 | 1887 | 4602 | 15655 | 37412 | 26395 |
| II | 122776 | 95422 | 7643 | 3491 | 27542 | 1059 | 6095 | 14953 | 4094 | 14452 | 10322 | 6968 | 1486 | 1867 | 5004 | 17800 | 42056 | 25505 |
| III | 136533 | 105997 | 8221 | 3476 | 32129 | 1209 | 6716 | 16179 | 4710 | 15957 | 11763 | 6955 | 1590 | 1777 | 4932 | 20919 | 44426 | 24432 |
| IV | 123054 | 96831 | 7794 | 3767 | 27262 | 1112 | 6451 | 14707 | 5130 | 14447 | 10497 | 7052 | 1670 | 1821 | 4840 | 16504 | 37735 | 25063 |
| 1999 I | 114769 | 88281 | 7184 | 3395 | 26369 | 1505 | 6457 | 13300 | 4759 | 12534 | 10227 | 4279 | 1366 | 1806 | 5133 | 16455 | 39336 | 24207 |

| | 2706 Dienstleistungen Saldo Mio ECU | | Services net Mio ECU | | | | | | | | | | | | | | Services solde Mio ECU | |
|--------|---|--------|----------------------------|------|--------|------|------|------|-------|------|------|------|-----|------|-------|------|------------------------------|--------|
| | EU-15 | EUR-11 | B/L | DK | D | EL | E | F | IRL | I | NL | A | P | FIN | S | UK | US | JP |
| 1997 I | 2247 | -2722 | 1293 | -183 | -8935 | 1044 | 2794 | 2621 | -1978 | -179 | 501 | 1591 | 3 | -433 | -376 | 4484 | 19475 | -11200 |
| II | 5974 | 1104 | 626 | 116 | -8590 | 1170 | 4346 | 4663 | -1842 | 822 | 1811 | -764 | 329 | -297 | -286 | 3870 | 17883 | -11807 |
| III | 7596 | 1778 | 384 | 78 | -11711 | 1852 | 6185 | 5230 | -1917 | 1344 | 1137 | 598 | 686 | -158 | -471 | 4359 | 21207 | -13601 |
| IV | 5071 | -628 | 920 | 280 | -7278 | 938 | 3598 | 3632 | -2204 | -215 | 1651 | -530 | 175 | -377 | -693 | 5174 | 20812 | -10881 |
| 1998 I | 3231 | -1444 | 1054 | -186 | -9090 | 907 | 3272 | 2932 | -2789 | -482 | 1938 | 1949 | -30 | -198 | -1071 | 5025 | 20486 | -10269 |
| II | 5380 | 770 | 423 | -226 | -9478 | 1391 | 4854 | 4678 | -2626 | 1996 | 1627 | -808 | 387 | -283 | -941 | 4386 | 16460 | -11692 |
| III | 6614 | 522 | 275 | 129 | -11819 | 2128 | 6597 | 4412 | -2764 | 2756 | -57 | 272 | 978 | -128 | -534 | 4369 | 16735 | -10932 |
| IV | 3077 | -1272 | 602 | -301 | -8046 | 1021 | 4185 | 4857 | -3679 | -692 | 1161 | 545 | 89 | -294 | -705 | 4334 | 18366 | -12334 |
| 1999 I | 1667 | -1982 | 1192 | -176 | -10097 | 986 | 3825 | 3598 | -3437 | -945 | 1446 | 2649 | 73 | -286 | -1475 | 4314 | 18957 | -10700 |

ZAHLUNGSBILANZ
BALANCE OF PAYMENTS
BALANCE DES PAIEMENTS



| | 2707 Verkehr Einnahmen Mio ECU | | Transport credit Mio ECU | | | | | | | | | | | Transport crédit Mio ECU | | | | |
|--------|--------------------------------|--------|--------------------------|------|------|-----|------|------|-----|------|------|------|-----|--------------------------|------|------|-------|------|
| | EU-15 | EUR-11 | B/L | DK | D | EL | E | F | IRL | I | NL | A | P | FIN | S | UK | US | JP |
| 1997 I | 25313 | 19307 | 1937 | 1379 | 3348 | 2 | 1187 | 3895 | 202 | 3240 | 4075 | 789 | 253 | 381 | 1197 | 3428 | 9652 | 4372 |
| II | 29039 | 22049 | 2108 | 1632 | 4259 | 65 | 1597 | 4260 | 268 | 3419 | 4577 | 868 | 311 | 382 | 1122 | 4171 | 10254 | 4839 |
| III | 30660 | 23383 | 2139 | 1444 | 4481 | 67 | 1744 | 4682 | 326 | 3427 | 4841 | 1019 | 342 | 382 | 1162 | 4604 | 11605 | 5182 |
| IV | 31079 | 24016 | 2285 | 1738 | 4776 | 84 | 1527 | 4574 | 223 | 4035 | 4995 | 905 | 318 | 378 | 1268 | 3973 | 10684 | 4891 |
| 1998 I | 26495 | 20418 | 2080 | 1535 | 3848 | -3 | 1354 | 4465 | 210 | 2215 | 4529 | 967 | 307 | 443 | 871 | 3674 | 9921 | 4691 |
| II | 29598 | 22342 | 2166 | 1698 | 4497 | 100 | 1739 | 4709 | 286 | 2502 | 4599 | 1006 | 366 | 472 | 1072 | 4386 | 10234 | 4673 |
| III | 30970 | 22965 | 2178 | 1651 | 4859 | 119 | 1824 | 4646 | 328 | 2516 | 4646 | 1085 | 399 | 484 | 1124 | 5111 | 10826 | 4846 |
| IV | 28966 | 22383 | 2158 | 1632 | 4889 | 129 | 1553 | 4978 | 229 | 2262 | 4594 | 979 | 297 | 444 | 972 | 3850 | 9661 | 4787 |
| 1999 I | 26707 | 19883 | 1944 | 1568 | 3659 | 717 | 1398 | 4497 | 233 | 2008 | 4452 | 909 | 303 | 480 | 801 | 3738 | 9870 | 4747 |

| | 2708 Verkehr Ausgaben Mio ECU | | Transport debit Mio ECU | | | | | | | | | | | Transport débit Mio ECU | | | | |
|--------|-------------------------------|--------|-------------------------|------|------|-----|------|------|-----|------|------|-----|-----|-------------------------|------|------|-------|------|
| | EU-15 | EUR-11 | B/L | DK | D | EL | E | F | IRL | I | NL | A | P | FIN | S | UK | US | JP |
| 1997 I | 27856 | 20792 | 1514 | 1464 | 4509 | 253 | 1307 | 3991 | 418 | 4926 | 2798 | 577 | 353 | 399 | 1099 | 4248 | 9183 | 6489 |
| II | 30322 | 22919 | 1667 | 1525 | 5136 | 266 | 1631 | 4161 | 447 | 5450 | 2964 | 649 | 381 | 433 | 863 | 4749 | 10696 | 6648 |
| III | 32673 | 24434 | 1750 | 1478 | 5577 | 258 | 1749 | 4437 | 435 | 5823 | 3142 | 708 | 388 | 425 | 904 | 5599 | 11552 | 7801 |
| IV | 32292 | 24694 | 1779 | 1599 | 5819 | 278 | 1675 | 4493 | 478 | 5709 | 3229 | 645 | 422 | 445 | 1088 | 4633 | 10156 | 6553 |
| 1998 I | 27667 | 20395 | 1587 | 1479 | 4912 | 241 | 1465 | 4320 | 482 | 2909 | 3173 | 673 | 404 | 470 | 844 | 4708 | 10471 | 6407 |
| II | 29944 | 21991 | 1597 | 1529 | 5439 | 293 | 1789 | 4669 | 505 | 3068 | 3318 | 705 | 436 | 465 | 960 | 5171 | 11686 | 6071 |
| III | 31365 | 22990 | 1666 | 1494 | 5858 | 295 | 1934 | 4687 | 470 | 3280 | 3478 | 754 | 412 | 451 | 889 | 5697 | 12117 | 6680 |
| IV | 29401 | 22110 | 1688 | 1499 | 5753 | 337 | 1757 | 4499 | 524 | 2907 | 3398 | 671 | 447 | 466 | 832 | 4623 | 10599 | 6205 |
| 1999 I | 26969 | 19771 | 1300 | 1429 | 4882 | 273 | 1584 | 4029 | 480 | 2808 | 3242 | 583 | 397 | 466 | 758 | 4738 | 11008 | 6171 |

| | 2709 Verkehr Saldo Mio ECU | | Transport net Mio ECU | | | | | | | | | | | Transport solde Mio ECU | | | | |
|--------|----------------------------|--------|-----------------------|-----|-------|------|------|-----|------|-------|------|-----|------|-------------------------|-----|-------|-------|-------|
| | EU-15 | EUR-11 | B/L | DK | D | EL | E | F | IRL | I | NL | A | P | FIN | S | UK | US | JP |
| 1997 I | -2543 | -1485 | 423 | -85 | -1161 | -251 | -120 | -96 | -216 | -1686 | 1277 | 212 | -100 | -18 | 98 | -820 | 469 | -2117 |
| II | -1283 | -870 | 441 | 107 | -877 | -201 | -34 | 99 | -179 | -2031 | 1613 | 219 | -70 | -51 | 259 | -578 | -442 | -1809 |
| III | -2013 | -1051 | 389 | -34 | -1096 | -191 | -5 | 245 | -109 | -2396 | 1699 | 311 | -46 | -43 | 258 | -995 | 53 | -2619 |
| IV | -1213 | -678 | 506 | 139 | -1043 | -194 | -148 | 81 | -255 | -1674 | 1766 | 260 | -104 | -67 | 180 | -660 | 528 | -1662 |
| 1998 I | -1172 | 23 | 493 | 56 | -1064 | -244 | -111 | 145 | -272 | -694 | 1356 | 294 | -97 | -27 | 27 | -1034 | -550 | -1716 |
| II | -346 | 351 | 569 | 169 | -942 | -193 | -50 | 40 | -219 | -566 | 1281 | 301 | -70 | 7 | 112 | -785 | -1452 | -1398 |
| III | -395 | -25 | 512 | 157 | -999 | -176 | -110 | -41 | -142 | -764 | 1168 | 331 | -13 | 33 | 235 | -586 | -1291 | -1834 |
| IV | -435 | 273 | 470 | 133 | -864 | -208 | -204 | 479 | -295 | -645 | 1196 | 308 | -150 | -22 | 140 | -773 | -938 | -1418 |
| 1999 I | -262 | 112 | 644 | 139 | -1223 | 444 | -186 | 468 | -247 | -800 | 1210 | 326 | -94 | 14 | 43 | -1000 | -1138 | -1424 |

ZAHLUNGSBILANZ
BALANCE OF PAYMENTS
BALANCE DES PAIEMENTS



| | 2710 Reisen Einnahmen Mio ECU | | Travel credit Mio ECU | | | | | | | | | | | | | | Voyages crédit Mio ECU | |
|--------|-------------------------------|--------|-----------------------|------|------|------|------|------|-----|-------|------|------|------|-----|------|------|------------------------|------|
| | EU-15 | EUR-11 | B/L | DK | D | EL | E | F | IRL | I | NL | A | P | FIN | S | UK | US | JP |
| 1997 I | 28436 | 23229 | 985 | 456 | 2977 | 712 | 4375 | 4657 | 317 | 4754 | 1030 | 3102 | 699 | 333 | 636 | 3403 | 17006 | 882 |
| II | 36762 | 29856 | 1112 | 688 | 3694 | 832 | 5910 | 6421 | 615 | 7227 | 1514 | 1960 | 978 | 425 | 806 | 4580 | 17425 | 923 |
| III | 49111 | 38231 | 1479 | 1125 | 4200 | 1506 | 8019 | 7992 | 912 | 9324 | 1639 | 2706 | 1458 | 502 | 979 | 7270 | 22783 | 1010 |
| IV | 32753 | 26022 | 1090 | 537 | 3678 | 633 | 5421 | 5638 | 451 | 5053 | 1394 | 1936 | 937 | 424 | 754 | 4807 | 17565 | 1010 |
| 1998 I | 30939 | 25017 | 1160 | 492 | 3270 | 779 | 5046 | 5195 | 327 | 4329 | 1263 | 3142 | 825 | 460 | 702 | 3949 | 18373 | 837 |
| II | 39682 | 31724 | 1288 | 732 | 3740 | 991 | 6668 | 6957 | 625 | 7268 | 1647 | 2030 | 1113 | 388 | 979 | 5256 | 18189 | 860 |
| III | 52546 | 40663 | 1399 | 1045 | 4149 | 2298 | 8812 | 8548 | 895 | 10118 | 1698 | 2799 | 1764 | 481 | 1231 | 7309 | 21156 | 866 |
| IV | 34266 | 26971 | 1030 | 640 | 3517 | 910 | 6140 | 6045 | 469 | 4925 | 1462 | 2018 | 1053 | 312 | 826 | 4919 | 16786 | 784 |
| 1999 I | 32753 | 26199 | 1044 | 540 | 3363 | 1185 | 5850 | 5706 | 411 | 4274 | 1315 | 3191 | 764 | 281 | 752 | 4077 | 18158 | 722 |

| | 2711 Reisen Ausgaben Mio ECU | | Travel debit Mio ECU | | | | | | | | | | | | | | Voyages débit Mio ECU | |
|--------|------------------------------|--------|----------------------|------|-------|-----|------|------|-----|------|------|------|-----|-----|------|-------|-----------------------|------|
| | EU-15 | EUR-11 | B/L | DK | D | EL | E | F | IRL | I | NL | A | P | FIN | S | UK | US | JP |
| 1997 I | 27701 | 21055 | 1317 | 825 | 8369 | 251 | 812 | 2902 | 341 | 2942 | 1778 | 1774 | 399 | 421 | 1168 | 4402 | 9616 | 7081 |
| II | 35001 | 26086 | 1891 | 889 | 10373 | 256 | 914 | 3545 | 487 | 3445 | 2161 | 2327 | 444 | 499 | 1433 | 6337 | 12369 | 6947 |
| III | 47358 | 35050 | 2543 | 1196 | 13390 | 338 | 1251 | 4669 | 751 | 5418 | 3122 | 2804 | 585 | 497 | 1719 | 9055 | 15088 | 8324 |
| IV | 31437 | 23222 | 1602 | 801 | 8736 | 327 | 1005 | 3468 | 384 | 2963 | 2038 | 2006 | 479 | 521 | 1618 | 5469 | 10353 | 6811 |
| 1998 I | 30851 | 22506 | 1580 | 869 | 8552 | 308 | 871 | 3323 | 351 | 3224 | 2013 | 1660 | 464 | 468 | 1536 | 5632 | 11041 | 6336 |
| II | 37842 | 27091 | 2103 | 1006 | 10524 | 336 | 1060 | 3877 | 567 | 3510 | 2148 | 2345 | 486 | 471 | 1777 | 7632 | 14189 | 5982 |
| III | 50462 | 36732 | 2678 | 1214 | 13829 | 526 | 1414 | 5058 | 785 | 5625 | 3432 | 2730 | 630 | 551 | 1960 | 10030 | 15892 | 6714 |
| IV | 33481 | 24189 | 1566 | 1008 | 9020 | 393 | 1125 | 3638 | 414 | 3348 | 2223 | 1763 | 579 | 513 | 1618 | 6273 | 10572 | 6679 |
| 1999 I | 32784 | 23303 | 1384 | 1014 | 9262 | 712 | 1065 | 3344 | 391 | 3177 | 2196 | 1598 | 457 | 429 | 1589 | 6166 | 11348 | 6707 |

| | 2712 Reisen Saldo Mio ECU | | Travel net Mio ECU | | | | | | | | | | | | | | Voyages solde Mio ECU | |
|--------|---------------------------|--------|--------------------|------|-------|------|------|------|-----|------|-------|------|------|------|------|-------|-----------------------|-------|
| | EU-15 | EUR-11 | B/L | DK | D | EL | E | F | IRL | I | NL | A | P | FIN | S | UK | US | JP |
| 1997 I | 735 | 2174 | -332 | -369 | -5392 | 461 | 3563 | 1755 | -24 | 1812 | -748 | 1328 | 300 | -88 | -532 | -999 | 7390 | -6199 |
| II | 1761 | 3770 | -779 | -201 | -6679 | 576 | 4996 | 2876 | 128 | 3782 | -647 | -367 | 534 | -74 | -627 | -1757 | 5056 | -6024 |
| III | 1753 | 3181 | -1064 | -71 | -9190 | 1168 | 6768 | 3303 | 161 | 3906 | -1483 | -98 | 873 | 5 | -740 | -1785 | 7695 | -7314 |
| IV | 1316 | 2800 | -512 | -264 | -5058 | 306 | 4416 | 2150 | 67 | 2090 | -644 | -70 | 458 | -97 | -864 | -662 | 7212 | -5801 |
| 1998 I | 88 | 2511 | -420 | -377 | -5282 | 471 | 4175 | 1872 | -24 | 1105 | -750 | 1482 | 361 | -8 | -834 | -1683 | 7332 | -5499 |
| II | 1840 | 4633 | -815 | -274 | -6784 | 655 | 5608 | 3080 | 58 | 3758 | -501 | -315 | 627 | -83 | -798 | -2376 | 4000 | -5122 |
| III | 2084 | 3931 | -1279 | -169 | -9680 | 1772 | 7398 | 3490 | 110 | 4493 | -1734 | 69 | 1134 | -70 | -729 | -2721 | 5264 | -5848 |
| IV | 785 | 2782 | -536 | -368 | -5503 | 517 | 5015 | 2407 | 55 | 1577 | -761 | 255 | 474 | -201 | -792 | -1354 | 6214 | -5895 |
| 1999 I | -31 | 2896 | -340 | -474 | -5899 | 473 | 4785 | 2362 | 20 | 1097 | -881 | 1593 | 307 | -148 | -837 | -2089 | 6810 | -5985 |

ZAHLUNGSBILANZ
BALANCE OF PAYMENTS
BALANCE DES PAIEMENTS



| | Sonstige Dienstleistungen 2713 Einnahmen Mio ECU | | | | | Other services credit Mio ECU | | | | | | | Autres services crédit Mio ECU | | | | | |
|--------|--|--------|------|------|-------|-------------------------------------|------|------|-----|------|------|------|--------------------------------------|-----|------|-------|-------|-------|
| | EU-15 | EUR-11 | B/L | DK | D | EL | E | F | IRL | I | NL | A | P | FIN | S | UK | US | JP |
| 1997 I | 53120 | 38373 | 4424 | 789 | 9597 | 1052 | 2138 | 6964 | 491 | 6082 | 4669 | 3033 | 355 | 620 | 1755 | 11151 | 24638 | 10228 |
| II | 55075 | 40000 | 4312 | 837 | 9746 | 1199 | 2230 | 7489 | 561 | 6289 | 5603 | 2652 | 370 | 748 | 1835 | 11204 | 27055 | 9181 |
| III | 59908 | 43533 | 4621 | 882 | 10088 | 1275 | 2328 | 7703 | 521 | 7609 | 5835 | 3685 | 398 | 745 | 1756 | 12462 | 29060 | 9343 |
| IV | 60695 | 44006 | 4828 | 909 | 11428 | 1221 | 2549 | 7892 | 593 | 6455 | 5570 | 3532 | 378 | 781 | 2215 | 12344 | 29120 | 9962 |
| 1998 I | 60220 | 43277 | 4920 | 856 | 9669 | 1072 | 2564 | 7465 | 588 | 7059 | 6057 | 3780 | 389 | 786 | 1958 | 13057 | 29604 | 10598 |
| II | 58876 | 42126 | 4612 | 835 | 9827 | 1359 | 2542 | 7965 | 557 | 6678 | 5703 | 3124 | 394 | 724 | 2012 | 12544 | 30093 | 8280 |
| III | 59631 | 42891 | 4919 | 909 | 11302 | 920 | 2677 | 7397 | 723 | 6079 | 5362 | 3343 | 405 | 684 | 2043 | 12868 | 29179 | 7788 |
| IV | 62899 | 46205 | 5208 | 1194 | 10810 | 1094 | 2943 | 8541 | 753 | 6568 | 5602 | 4600 | 409 | 771 | 2337 | 12069 | 29654 | 7158 |
| 1999 I | 56976 | 40217 | 5388 | 1111 | 9250 | 589 | 3034 | 6695 | 678 | 5307 | 5906 | 2828 | 372 | 759 | 2105 | 12954 | 30265 | 8038 |

| | Sonstige Dienstleistungen 2714 Ausgaben Mio ECU | | | | | Other services debit Mio ECU | | | | | | | Autres services débit Mio ECU | | | | | |
|--------|---|--------|------|------|-------|------------------------------------|------|------|------|------|------|------|-------------------------------------|-----|------|------|-------|-------|
| | EU-15 | EUR-11 | B/L | DK | D | EL | E | F | IRL | I | NL | A | P | FIN | S | UK | US | JP |
| 1997 I | 49065 | 41784 | 3222 | 518 | 11979 | 218 | 2787 | 6002 | 2229 | 6387 | 4697 | 2982 | 552 | 947 | 1697 | 4848 | 13022 | 13112 |
| II | 49579 | 41796 | 3348 | 627 | 10780 | 404 | 2846 | 5801 | 2352 | 7218 | 4758 | 3268 | 505 | 920 | 1753 | 4999 | 13786 | 13155 |
| III | 52052 | 43885 | 3562 | 699 | 11513 | 400 | 2906 | 6021 | 2490 | 7775 | 4914 | 3300 | 539 | 865 | 1745 | 5323 | 15601 | 13011 |
| IV | 55727 | 46756 | 3902 | 504 | 12605 | 395 | 3219 | 6491 | 2609 | 7086 | 5041 | 4252 | 557 | 994 | 2224 | 5848 | 16048 | 13380 |
| 1998 I | 55905 | 47255 | 3939 | 721 | 12413 | 392 | 3356 | 6550 | 3081 | 7952 | 4725 | 3607 | 683 | 949 | 2222 | 5315 | 15900 | 13652 |
| II | 54990 | 46340 | 3943 | 956 | 11579 | 430 | 3246 | 6407 | 3022 | 7874 | 4856 | 3918 | 564 | 931 | 2267 | 4997 | 16181 | 13452 |
| III | 54706 | 46275 | 3877 | 768 | 12442 | 388 | 3368 | 6434 | 3455 | 7052 | 4853 | 3471 | 548 | 775 | 2083 | 5192 | 16417 | 11038 |
| IV | 60172 | 50532 | 4540 | 1260 | 12489 | 382 | 3569 | 6570 | 4192 | 8192 | 4876 | 4618 | 644 | 842 | 2390 | 5608 | 16564 | 12179 |
| 1999 I | 55016 | 45207 | 4500 | 952 | 12225 | 520 | 3808 | 5927 | 3888 | 6549 | 4789 | 2098 | 512 | 911 | 2786 | 5551 | 16980 | 11329 |

| | Sonstige Dienstleistungen 2715 Saldo Mio ECU | | | | | Other services net Mio ECU | | | | | | | Autres services solde Mio ECU | | | | | |
|--------|--|--------|------|------|-------|----------------------------------|------|------|-------|-------|------|------|-------------------------------------|------|------|------|-------|-------|
| | EU-15 | EUR-11 | B/L | DK | D | EL | E | F | IRL | I | NL | A | P | FIN | S | UK | US | JP |
| 1997 I | 4055 | -3411 | 1202 | 271 | -2382 | 834 | -649 | 962 | -1738 | -305 | -28 | 51 | -197 | -327 | 58 | 6303 | 11616 | -2884 |
| II | 5496 | -1796 | 964 | 210 | -1034 | 795 | -616 | 1688 | -1791 | -929 | 845 | -616 | -135 | -172 | 82 | 6205 | 13269 | -3974 |
| III | 7856 | -352 | 1059 | 183 | -1425 | 875 | -578 | 1682 | -1969 | -166 | 921 | 385 | -141 | -120 | 11 | 7139 | 13459 | -3668 |
| IV | 4968 | -2750 | 926 | 405 | -1177 | 826 | -670 | 1401 | -2016 | -631 | 529 | -720 | -179 | -213 | -9 | 6496 | 13072 | -3418 |
| 1998 I | 4315 | -3978 | 981 | 135 | -2744 | 680 | -792 | 915 | -2493 | -893 | 1332 | 173 | -294 | -163 | -264 | 7742 | 13704 | -3054 |
| II | 3886 | -4214 | 669 | -121 | -1752 | 929 | -704 | 1558 | -2465 | -1196 | 847 | -794 | -170 | -207 | -255 | 7547 | 13912 | -5172 |
| III | 4925 | -3384 | 1042 | 141 | -1140 | 532 | -691 | 963 | -2732 | -973 | 509 | -128 | -143 | -91 | -40 | 7676 | 12762 | -3250 |
| IV | 2727 | -4327 | 668 | -66 | -1679 | 712 | -626 | 1971 | -3439 | -1624 | 726 | -18 | -235 | -71 | -53 | 6461 | 13090 | -5021 |
| 1999 I | 1960 | -4990 | 888 | 159 | -2975 | 69 | -774 | 768 | -3210 | -1242 | 1117 | 730 | -140 | -152 | -681 | 7403 | 13285 | -3291 |

ZAHLUNGSBILANZ
BALANCE OF PAYMENTS
BALANCE DES PAIEMENTS



| | 2716 Laufende Posten Einnahmen Mio ECU | | | | | | | | | | | | | | | | | Current account credit Mio ECU | | | | | | | | | | | | | | | | | Compte courant crédit Mio ECU | | |
|--------|--|--------|-------|-------|--------|------|-------|--------|-------|-------|-------|-------|-------|-------|-------|--------|--------|--------------------------------|--------|--------|-------|-------|--------|------|-------|--------|-------|-------|-------|-------|-------|-------|-------|--------|-------------------------------|--------|--|
| | EU-15 | EUR-11 | B/L | DK | D | EL | E | F | IRL | I | NL | A | P | FIN | S | UK | US | JP | EU-15 | EUR-11 | B/L | DK | D | EL | E | F | IRL | I | NL | A | P | FIN | S | UK | US | JP | |
| 1997 I | 683063 | 516757 | 53077 | 18153 | 142286 | 5161 | 38351 | 94333 | 14231 | 77278 | 55299 | 21853 | 9506 | 10543 | 24247 | 118745 | 243899 | 151394 | 683063 | 516757 | 53077 | 18153 | 142286 | 5161 | 38351 | 94333 | 14231 | 77278 | 55299 | 21853 | 9506 | 10543 | 24247 | 118745 | 243899 | 151394 | |
| II | 722288 | 547796 | 55260 | 18582 | 151854 | 4492 | 40716 | 98720 | 15700 | 83230 | 58585 | 21370 | 10323 | 12038 | 25696 | 125722 | 264794 | 150370 | 722288 | 547796 | 55260 | 18582 | 151854 | 4492 | 40716 | 98720 | 15700 | 83230 | 58585 | 21370 | 10323 | 12038 | 25696 | 125722 | 264794 | 150370 | |
| III | 731556 | 548792 | 54651 | 18689 | 152729 | 5519 | 39793 | 94951 | 16937 | 85994 | 58536 | 23082 | 10309 | 11810 | 24559 | 133997 | 278389 | 162888 | 731556 | 548792 | 54651 | 18689 | 152729 | 5519 | 39793 | 94951 | 16937 | 85994 | 58536 | 23082 | 10309 | 11810 | 24559 | 133997 | 278389 | 162888 | |
| IV | 767607 | 580266 | 56810 | 19330 | 164062 | 6033 | 42378 | 104401 | 17512 | 85610 | 62255 | 23889 | 10362 | 12987 | 28416 | 133562 | 275180 | 160636 | 767607 | 580266 | 56810 | 19330 | 164062 | 6033 | 42378 | 104401 | 17512 | 85610 | 62255 | 23889 | 10362 | 12987 | 28416 | 133562 | 275180 | 160636 | |
| 1998 I | 758723 | 575226 | 57924 | 19211 | 157852 | 5180 | 42892 | 106915 | 17531 | 84878 | 59585 | 24559 | 10514 | 12576 | 27734 | 131372 | 278414 | 158699 | 758723 | 575226 | 57924 | 19211 | 157852 | 5180 | 42892 | 106915 | 17531 | 84878 | 59585 | 24559 | 10514 | 12576 | 27734 | 131372 | 278414 | 158699 | |
| II | 769210 | 586762 | 59605 | 18076 | 164086 | 5337 | 43584 | 107953 | 18596 | 86486 | 59979 | 23359 | 10376 | 12738 | 27813 | 131222 | 274024 | 142257 | 769210 | 586762 | 59605 | 18076 | 164086 | 5337 | 43584 | 107953 | 18596 | 86486 | 59979 | 23359 | 10376 | 12738 | 27813 | 131222 | 274024 | 142257 | |
| III | 753192 | 569295 | 55217 | 19169 | 160000 | 6536 | 43160 | 101348 | 19702 | 84556 | 57838 | 24026 | 11261 | 12187 | 26094 | 132098 | 259651 | 142612 | 753192 | 569295 | 55217 | 19169 | 160000 | 6536 | 43160 | 101348 | 19702 | 84556 | 57838 | 24026 | 11261 | 12187 | 26094 | 132098 | 259651 | 142612 | |
| IV | 764591 | 584608 | 56780 | 18782 | 163996 | 6207 | 42910 | 108784 | 20528 | 82721 | 59444 | 25578 | 11173 | 12694 | 28239 | 126755 | 260023 | 140458 | 764591 | 584608 | 56780 | 18782 | 163996 | 6207 | 42910 | 108784 | 20528 | 82721 | 59444 | 25578 | 11173 | 12694 | 28239 | 126755 | 260023 | 140458 | |
| 1999 I | 739459 | 559617 | 55834 | 18813 | 156828 | 6812 | 44562 | 101373 | 19751 | 77649 | 57701 | 24301 | 10117 | 11501 | 27414 | 126803 | 263920 | 146398 | 739459 | 559617 | 55834 | 18813 | 156828 | 6812 | 44562 | 101373 | 19751 | 77649 | 57701 | 24301 | 10117 | 11501 | 27414 | 126803 | 263920 | 146398 | |

| | 2717 Laufende Posten Ausgaben Mio ECU | | | | | | | | | | | | | | | | | Current account debit Mio ECU | | | | | | | | | | | | | | | | | Compte courant débit Mio ECU | | |
|--------|---------------------------------------|--------|-------|-------|--------|------|-------|-------|-------|-------|-------|-------|-------|-------|-------|--------|--------|-------------------------------|--------|--------|-------|-------|--------|------|-------|-------|-------|-------|-------|-------|-------|-------|-------|--------|------------------------------|--------|--|
| | EU-15 | EUR-11 | B/L | DK | D | EL | E | F | IRL | I | NL | A | P | FIN | S | UK | US | JP | EU-15 | EUR-11 | B/L | DK | D | EL | E | F | IRL | I | NL | A | P | FIN | S | UK | US | JP | |
| 1997 I | 656517 | 495781 | 50360 | 17573 | 146449 | 5963 | 35704 | 85859 | 14441 | 69857 | 50923 | 21990 | 10259 | 9939 | 22434 | 114766 | : | 138705 | 656517 | 495781 | 50360 | 17573 | 146449 | 5963 | 35704 | 85859 | 14441 | 69857 | 50923 | 21990 | 10259 | 9939 | 22434 | 114766 | : | 138705 | |
| II | 693941 | 520515 | 52288 | 18317 | 150242 | 6026 | 38607 | 88879 | 15456 | 76972 | 53275 | 23268 | 10841 | 10687 | 24649 | 124434 | : | 129615 | 693941 | 520515 | 52288 | 18317 | 150242 | 6026 | 38607 | 88879 | 15456 | 76972 | 53275 | 23268 | 10841 | 10687 | 24649 | 124434 | : | 129615 | |
| III | 695744 | 517643 | 51307 | 17956 | 154789 | 6167 | 36978 | 87182 | 15503 | 75617 | 51834 | 24213 | 10349 | 9871 | 22952 | 131026 | : | 141987 | 695744 | 517643 | 51307 | 17956 | 154789 | 6167 | 36978 | 87182 | 15503 | 75617 | 51834 | 24213 | 10349 | 9871 | 22952 | 131026 | : | 141987 | |
| IV | 732108 | 547305 | 53163 | 19985 | 160691 | 6407 | 42264 | 94716 | 16498 | 77241 | 55243 | 25339 | 11529 | 10621 | 27297 | 131114 | 311866 | 134957 | 732108 | 547305 | 53163 | 19985 | 160691 | 6407 | 42264 | 94716 | 16498 | 77241 | 55243 | 25339 | 11529 | 10621 | 27297 | 131114 | 311866 | 134957 | |
| 1998 I | 742281 | 558586 | 55681 | 19620 | 160864 | 6175 | 40535 | 97465 | 17620 | 83249 | 55922 | 24557 | 11514 | 11179 | 26230 | 131670 | : | 137893 | 742281 | 558586 | 55681 | 19620 | 160864 | 6175 | 40535 | 97465 | 17620 | 83249 | 55922 | 24557 | 11514 | 11179 | 26230 | 131670 | : | 137893 | |
| II | 747868 | 563216 | 56792 | 18836 | 162139 | 6377 | 42410 | 99819 | 18444 | 79803 | 54934 | 25353 | 12118 | 11404 | 27225 | 132214 | : | 117195 | 747868 | 563216 | 56792 | 18836 | 162139 | 6377 | 42410 | 99819 | 18444 | 79803 | 54934 | 25353 | 12118 | 11404 | 27225 | 132214 | : | 117195 | |
| III | 723811 | 543335 | 53084 | 18501 | 162679 | 6405 | 40976 | 91467 | 18651 | 75628 | 54116 | 25303 | 11204 | 10227 | 24835 | 130735 | 325646 | 120528 | 723811 | 543335 | 53084 | 18501 | 162679 | 6405 | 40976 | 91467 | 18651 | 75628 | 54116 | 25303 | 11204 | 10227 | 24835 | 130735 | 325646 | 120528 | |
| IV | 743536 | 563842 | 53289 | 20344 | 163347 | 6485 | 44308 | 98661 | 20082 | 79942 | 54458 | 26596 | 12632 | 10527 | 26811 | 126054 | : | 113715 | 743536 | 563842 | 53289 | 20344 | 163347 | 6485 | 44308 | 98661 | 20082 | 79942 | 54458 | 26596 | 12632 | 10527 | 26811 | 126054 | : | 113715 | |
| 1999 I | 731230 | 546893 | 53078 | 18093 | 159613 | 7842 | 43380 | 92350 | 19171 | 76706 | 55337 | 24895 | 11619 | 10744 | 26704 | 131698 | : | 129856 | 731230 | 546893 | 53078 | 18093 | 159613 | 7842 | 43380 | 92350 | 19171 | 76706 | 55337 | 24895 | 11619 | 10744 | 26704 | 131698 | : | 129856 | |

| | 2718 Laufende Posten Saldo Mio ECU | | | | | | | | | | | | | | | | | Current account net Mio ECU | | | | | | | | | | | | | | | | | Compte courant solde Mio ECU | | |
|--------|------------------------------------|--------|------|-------|-------|-------|-------|-------|------|-------|------|-------|-------|------|------|-------|--------|-----------------------------|-------|--------|------|-------|-------|-------|-------|-------|------|-------|------|-------|-------|------|------|-------|------------------------------|-------|--|
| | EU-15 | EUR-11 | B/L | DK | D | EL | E | F | IRL | I | NL | A | P | FIN | S | UK | US | JP | EU-15 | EUR-11 | B/L | DK | D | EL | E | F | IRL | I | NL | A | P | FIN | S | UK | US | JP | |
| 1997 I | 26546 | 20976 | 2717 | 580 | -4163 | -802 | 2647 | 8474 | -210 | 7421 | 4376 | -137 | -753 | 604 | 1813 | 3979 | -22333 | 12689 | 26546 | 20976 | 2717 | 580 | -4163 | -802 | 2647 | 8474 | -210 | 7421 | 4376 | -137 | -753 | 604 | 1813 | 3979 | -22333 | 12689 | |
| II | 28347 | 27281 | 2972 | 265 | 1612 | -1534 | 2109 | 9841 | 244 | 6258 | 5310 | -1898 | -518 | 1351 | 1047 | 1288 | -26842 | 20755 | 28347 | 27281 | 2972 | 265 | 1612 | -1534 | 2109 | 9841 | 244 | 6258 | 5310 | -1898 | -518 | 1351 | 1047 | 1288 | -26842 | 20755 | |
| III | 35812 | 31149 | 3344 | 733 | -2060 | -648 | 2815 | 7769 | 1434 | 10377 | 6702 | -1131 | -40 | 1939 | 1607 | 2971 | -41613 | 20901 | 35812 | 31149 | 3344 | 733 | -2060 | -648 | 2815 | 7769 | 1434 | 10377 | 6702 | -1131 | -40 | 1939 | 1607 | 2971 | -41613 | 20901 | |
| IV | 35499 | 32961 | 3647 | -655 | 3371 | -374 | 114 | 9685 | 1014 | 8369 | 7012 | -1450 | -1167 | 2366 | 1119 | 2448 | -36686 | 25679 | 35499 | 32961 | 3647 | -655 | 3371 | -374 | 114 | 9685 | 1014 | 8369 | 7012 | -1450 | -1167 | 2366 | 1119 | 2448 | -36686 | 25679 | |
| 1998 I | 16442 | 16640 | 2243 | -409 | -3012 | -995 | 2357 | 9450 | -89 | 1629 | 3663 | 2 | -1000 | 1397 | 1504 | -298 | -30874 | 20806 | 16442 | 16640 | 2243 | -409 | -3012 | -995 | 2357 | 9450 | -89 | 1629 | 3663 | 2 | -1000 | 1397 | 1504 | -298 | -30874 | 20806 | |
| II | 21342 | 23546 | 2813 | -760 | 1947 | -1040 | 1174 | 8134 | 152 | 6683 | 5045 | -1994 | -1742 | 1334 | 588 | -992 | -46518 | 25062 | 21342 | 23546 | 2813 | -760 | 1947 | -1040 | 1174 | 8134 | 152 | 6683 | 5045 | -1994 | -1742 | 1334 | 588 | -992 | -46518 | 25062 | |
| III | 29381 | 25960 | 2133 | 668 | -2679 | 131 | 2184 | 9881 | 1051 | 8928 | 3722 | -1277 | 57 | 1960 | 1259 | 1363 | -65995 | 22084 | 29381 | 25960 | 2133 | 668 | -2679 | 131 | 2184 | 9881 | 1051 | 8928 | 3722 | -1277 | 57 | 1960 | 1259 | 1363 | -65995 | 22084 | |
| IV | 21055 | 20766 | 3491 | -1562 | 649 | -278 | -1398 | 10123 | 446 | 2779 | 4986 | -1018 | -1459 | 2167 | 1428 | 701 | -52223 | 26743 | 21055 | 20766 | 3491 | -1562 | 649 | -278 | -1398 | 10123 | 446 | 2779 | 4986 | -1018 | -1459 | 2167 | 1428 | 701 | -52223 | 26743 | |
| 1999 I | 8229 | 12724 | 2756 | 720 | -2785 | -1030 | 1182 | 9023 | 580 | 943 | 2364 | -594 | -1502 | 757 | 710 | -4895 | -52958 | 16542 | 8229 | 12724 | 2756 | 720 | -2785 | -1030 | 1182 | 9023 | 580 | 943 | 2364 | -594 | -1502 | 757 | 710 | -4895 | -52958 | 16542 | |

ZAHLUNGSBILANZ
BALANCE OF PAYMENTS
BALANCE DES PAIEMENTS



| | 2719 Direktinvestitionen Saldo Mio ECU | | | | Direct investment net Mio ECU | | | | | | | Investissements directs solde Mio ECU | | | | | | |
|--------|--|--------|-------|-------|---------------------------------------|------|-------|-------|-------|--------|--------|---|-------|-------|-------|--------|--------|-------|
| | EU-15 | EUR-11 | BL | DK | D | EL | E | F | IRL | I | NL | A | P | FIN | S | UK | US | JP |
| 1997 I | -13048 | -14719 | -23 | -6 | -10881 | 1382 | -169 | -151 | 668 | 49 | -4369 | 77 | 180 | -100 | 1066 | -771 | -6514 | -3905 |
| II | : | -14823 | 1855 | -615 | -8110 | : | -195 | -3549 | 728 | -1735 | -3084 | -97 | 71 | -697 | 594 | 297 | -2690 | -6351 |
| III | : | -10393 | 1944 | -414 | -5796 | : | -1958 | 1217 | 818 | -3425 | -3454 | 627 | 246 | -612 | -1013 | -22449 | 960 | -6061 |
| IV | : | -20273 | 374 | -357 | -2355 | : | -3022 | -8486 | -691 | -1338 | -3397 | -23 | 44 | -9379 | -2579 | -1255 | 8025 | -3903 |
| 1998 I | -6021 | -17254 | -705 | 2529 | -2711 | 525 | -478 | -3634 | 836 | -2414 | -6751 | 286 | -96 | -1589 | -1283 | 9462 | -12603 | -6282 |
| II | : | -5930 | 2228 | -391 | -5488 | : | -1285 | 896 | 1075 | -5145 | 2334 | 1024 | -583 | -986 | 1644 | 3614 | -20677 | -5050 |
| III | : | -20981 | -352 | -125 | -13138 | : | -3194 | -2598 | 892 | -1172 | -796 | -308 | 237 | -352 | -279 | -68 | 2822 | -1771 |
| IV | : | -57278 | -5440 | -57 | -38501 | : | -1373 | -5787 | -902 | -1283 | -685 | 1851 | -579 | -4579 | -2901 | -45406 | 79730 | -5958 |
| 1999 I | -11404 | -18948 | -1050 | 340 | -10717 | 152 | -2264 | -2592 | 76 | -214 | -335 | 320 | -46 | -2126 | 2190 | 4862 | -20029 | -4278 |
| | | | | | | | | | | | | | | | | | | |
| | 2720 Fehler und Auslassungen Saldo Mio ECU | | | | Error and omissions net Mio ECU | | | | | | | Erreurs et omissions solde Mio ECU | | | | | | |
| | EU-15 | EUR-11 | BL | DK | D | EL | E | F | IRL | I | NL | A | P | FIN | S | UK | US | JP |
| 1997 I | -18435 | -19666 | -560 | -1497 | -7556 | -953 | -207 | 3263 | -535 | -13451 | 1166 | -615 | -676 | -285 | -230 | 3911 | -6902 | 13802 |
| II | : | 2493 | -291 | 1055 | -7028 | : | -1117 | 2844 | 1731 | 5127 | -3638 | 604 | 4023 | 238 | -75 | -2125 | -25775 | -738 |
| III | : | -6216 | 74 | -1038 | 12597 | : | -1454 | -7359 | 954 | -2349 | -2997 | 32 | -5892 | 178 | 2279 | 3621 | -26848 | 9889 |
| IV | : | -7246 | -23 | -1177 | -842 | : | -2107 | 5537 | 1153 | -3961 | -6454 | 484 | 604 | -1637 | -912 | 2924 | -65254 | 7285 |
| 1998 I | -16402 | -18678 | -909 | 933 | -13286 | -940 | 78 | 3847 | -405 | -8799 | 3456 | -663 | -1210 | -787 | -3401 | 5684 | -233 | 6835 |
| II | : | -28504 | 86 | -269 | -9107 | : | -2271 | -2325 | 929 | -5038 | -7705 | -1792 | -295 | -1086 | -2417 | -409 | 8878 | 10624 |
| III | : | -26400 | 1758 | 448 | -6300 | : | -1407 | 2431 | 2259 | -8282 | -16200 | 531 | -499 | -691 | -648 | -1063 | 37997 | -5805 |
| IV | : | 20221 | 1334 | -1493 | 10303 | : | -1924 | 4681 | -1920 | -935 | 8154 | 1520 | 716 | -1708 | -862 | 8125 | -35591 | -7654 |
| 1999 I | 59048 | 45074 | 444 | 1827 | 60380 | -371 | -2142 | 7711 | 1434 | 947 | -22110 | -504 | -1634 | 548 | 2354 | 10164 | -19075 | -3877 |

VOLKSWIRTSCHAFTLICHE GESAMTRECHNUNGEN ESGV 95
NATIONAL ACCOUNTS ESA 95
COMPTES NATIONAUX SEC 95

| | |
|---|---|
| Veränderung des Bruttoinlandsprodukts – Volumenindex 1995=100 Changes in gross domestic product – volume index 1995=100 Evolution du produit intérieur brut – indice de volume 1995=100 | 9 |
|---|---|

ARBEITSLOSIGKEIT
UNEMPLOYMENT
CHÔMAGE

| | |
|--|----|
| Arbeitslosenquoten insgesamt – saisonbereinigt Unemployment rates total – seasonally adjusted Taux de chômage total – désaisonné | 12 |
|--|----|

INDUSTRIELLE PRODUKTION
INDUSTRIAL PRODUCTION
PRODUCTION INDUSTRIELLE

| | |
|---|----|
| Industrielle Produktion – Industrie insgesamt (ohne Baugewerbe) – Trend – 1995=100 Industrial production – Total industry (excluding construction) – Trend – 1995=100 Production industrielle – Ensemble de l'industrie sans bâtiment – tendance – 1995=100 | 15 |
|---|----|

VERBRAUCHERPREISINDEX
CONSUMER PRICES INDICES
INDICES DES PRIX À LA CONSOMMATION

| | |
|--|----|
| Verbraucherpreisindizes – Gesamtindex – T/T-12 % Consumer prices indices – General index – T/T-12 % Indices des prix à la consommation – Indice général – T/T-12 % | 19 |
|--|----|

WECHSELKURS
EXCHANGE RATES
TAUX DE CHANGE

| | |
|---|----|
| Wechselkurs (Durchschnitt) – EUR und USD Exchange rate (mean) – EUR and USD Taux de change (moyenne) – EUR et USD | 23 |
|---|----|

| | |
|--|----|
| Umrechnungstabelle des Euro Conversion table of the euro Table de conversion de l'euro | 25 |
|--|----|

Volkswirtschaftliche Gesamtrechnungen ESVG 95
National accounts ESA 95
Comptes nationaux SEC 95

| | | |
|-------------|---|----|
| 01 | VOLKSWIRTSCHAFTLICHE GESAMTRECHNUNGEN ESVG 95 NATIONAL ACCOUNTS ESA 95 COMPTES NATIONAUX SEC 95 | |
| 0101 | Bruttoinlandsprodukt – Mrd Euro – 1995 Gross domestic product – Bn euro 1995 Produit intérieur brut – Mrd euro 1995 | 31 |
| 0102 | Veränderung des Bruttoinlandsprodukts – Volumen (T/T–1 %) Changes in gross domestic product – volume terms (T/T–1 %) Evolution du produit intérieur brut – volume (T/T–1 %) | 31 |
| 0103 | Privater Endverbrauch – Mrd Euro – 1995 Private final consumption – Bn euro – 1995 Consommation finale privée – Mrd euro – 1995 | 32 |
| 0104 | Veränderung des privaten Endverbrauch – Volumen (T/T–1 %) Changes in private final consumption – volume terms (T/T–1 %) Evolution de la consommation finale privée – volume (T/T–1 %) | 32 |
| 0105 | Endverbrauch des Staates – Mrd Euro – 1995 Final consumption of general government – Bn euro – 1995 Consommation finale des administrations publiques – Mrd euro – 1995 | 33 |
| 0106 | Veränderung des Endverbrauch des Staates – Volumen (T/T–1 %) Changes in the final consumption of general government – volume terms (T/T–1 %) Evolution de la consommation finale des administrations publiques – volume (T/T–1 %) | 33 |
| 0107 | Bruttoanlageinvestitionen – Mrd Euro – 1995 Gross fixed capital formation – Bn euro 1995 Formation brute de capital fixe – Mrd euro 1995 | 34 |
| 0108 | Veränderung der Bruttoanlageinvestitionen – Volumen (T/T–1 %) Changes in gross fixed capital formation – volume terms (T/T–1 %) Evolution de la formation brute de capital fixe – volume (T/T–1 %) | 34 |
| 0109 | Vorratsveränderungen und Nettozugang an Wertsachen – Mio Euro – 1995 Changes in inventories and acquisitions less disposals of valuables – Mio euro – 1995 Variations de stocks et acquisitions moins cessions d'objets de valeur – Mio euro – 1995 | 35 |
| 0110 | Vorratsveränderungen und Nettozugang an Wertsachen – Volumen (T/T–1 %) Changes in inventories and acquisitions less disposals of valuables – volume terms (T/T–1 %) Variations de stocks et acquisitions moins cessions d'objets de valeur – volume (T/T–1 %) | 35 |
| 0111 | Ausfuhr von Waren und Dienstleistungen – Mio Euro – 1995 Exports of goods and services – Mio euro – 1995 Exportations de biens et services – Mio euro – 1995 | 36 |
| 0112 | Veränderung der Ausfuhr von Waren und Dienstleistungen – Volumen (T/T–1 %) Changes in exports of goods and services – volume terms (T/T–1 %) Evolution des exportations de biens et services – volume (T/T–1 %) | 36 |
| 0113 | Außenhandels saldo – Mrd Euro 1995 External trade balance – Bn euro – 1995 Solde du commerce extérieur – Mrd euro – 1995 | 37 |
| 0114 | Außenhandels saldo – Volumen – % des BIP External trade balance – volume terms – % of GDP Solde du commerce extérieur – volume – % du PIB | 37 |

| | | |
|-------------|--|----|
| 0115 | Impliziter Deflator des Bruttoinlandsprodukts 1990 = 100 – ECU Implicit deflator of gross domestic product – 1990 = 100 – ECU Déflateur implicite du produit intérieur brut – 1990 = 100 – ECU | 38 |
| 0116 | Impliziter Deflator des Bruttoinlandsprodukts 1990 = 100 (nationale Wahrung) Implicit deflator of gross domestic product 1990 = 100 (national currency) Déflateur implicite du produit int rieur brut 1990 = 100 (monnaie nationale) | 38 |
| 0117 | Veranderung des impliziten Deflators des Bruttoinlandsprodukts – ECU Changes in the implicit deflator of gross domestic product – ECU Evolution du d flateur implicite du produit int rieur brut – ECU | 39 |
| 0118 | Veranderung des impliziten Deflators des Bruttoinlandsprodukts (nationale Wahrung) Changes in the implicit deflator of gross domestic product (national currency) Evolution du d flateur implicite du produit int rieur brut (monnaie nationale) | 39 |
| 0119 | Impliziter Deflator des inlandischen privaten Verbrauchs – ECU – 1990 = 100 Implicit deflator of private national consumption – ECU – 1990 = 100 D flateur implicite de la consommation nationale priv e – ECU – 1990 = 100 | 40 |
| 0120 | Impliziter Deflator des inlandischen privaten Verbrauchs (nationale Wahrung) (T/T–1 %) Implicit deflator of private national consumption (national currency) (T/T–1 %) D flateur implicite de la consommation nationale priv e (monnaie nationale) (T/T–1 %) | 40 |
| 0121 | Veranderung des impliziten Deflators des inlandischen privaten Verbrauchs – ECU (T/T–1 %) Changes in the implicit deflator of private national consumption – ECU (T/T–1 %) Evolution du d flateur implicite de la consommation nationale priv e – ECU (T/T–1 %) | 41 |
| 0122 | Veranderung des impliziten Deflators des inlandischen privaten Verbrauchs (nationale Wahrung) Changes in the implicit deflator of private national consumption (national currency) Evolution du d flateur implicite de la consommation nationale priv e (monnaie nationale) | 41 |

Beschaftigung Employment Emploi

| | | |
|-------------|--|----|
| 02 | BESCHAFTIGUNG EMPLOYMENT EMPLOI | |
| 0201 | Gesamtbevolkerung – 1000 Total population – 1000 Population totale – 1000 | 45 |
| 0202 | Zivile Erwerbspersonen insgesamt – 1000 Civilian labour force – 1000 Population active civile totale – 1000 | 45 |
| 0203 | Zivile Erwerbstatige insgesamt – 1000 Civilian employment – 1000 Emploi civil total – 1000 | 45 |
| 0204 | Zivile Arbeitnehmer insgesamt – 1000 Number of civilian employees – 1000 Emploi civil salari  total – 1000 | 46 |
| 0205 | Arbeitnehmer Landwirtschaft – 1000 Number of employees in agriculture – 1000 Emploi salari  agriculture – 1000 | 46 |
| 0206 | Arbeitnehmer Industrie – 1000 Number of employees in industry – 1000 Emploi salari  industrie – 1000 | 46 |
| 0207 | Arbeitnehmer Dienstleistungen – 1000 Number of employees in services – 1000 Emploi salari  services – 1000 | 46 |

| | | |
|-------------|---|----|
| 03 | ABHÄNGIG BESCHÄFTIGTE EMPLOYEES EMPLOI SALARIÉ | |
| 0301 | Industrie insgesamt (ohne Baugewerbe) – 1995 = 100 Total industry (excluding construction) – 1995 = 100 Ensemble de l'industrie sans bâtiment – 1995 = 100 | 47 |
| 0302 | Be- und verarbeitendes Gewerbe – 1995 = 100 Manufacturing – 1995 = 100 Industrie manufacturière – 1995 = 100 | 47 |
| 04 | ABHÄNGIG BESCHÄFTIGTE NACH INDUSTRIE-HAUPTGRUPPEN EMPLOYEES BY INDUSTRIAL GROUPINGS EMPLOI SALARIÉ PAR REGROUPEMENTS INDUSTRIELS | |
| 0401 | Vorleistungsgüterindustrie – 1995 = 100 Intermediate goods industry – 1995 = 100 Industries des biens intermédiaires – 1995 = 100 | 48 |
| 0402 | Investitionsgüterindustrie – 1995 = 100 Capital goods industry – 1995 = 100 Industries des biens d'investissement – 1995 = 100 | 48 |
| 0403 | Industrie der dauerhaften Konsumgüter – 1995 = 100 Durable consumer goods industry – 1995 = 100 Industries des biens de consommation durables – 1995 = 100 | 49 |
| 0404 | Industrie der nichtdauerhaften Konsumgüter – 1995 = 100 Non-durable consumer goods industry – 1995 = 100 Industries des biens de consommation non durables – 1995 = 100 | 49 |
| 05 | ABHÄNGIG BESCHÄFTIGTE NACH AKTIVITÄTEN EMPLOYEES BY ACTIVITY EMPLOI SALARIÉ PAR ACTIVITÉ | |
| 0501 | Ernährungsgewerbe – 1995 = 100 Manufacture of food products and beverages – 1995 = 100 Industries alimentaires – 1995 = 100 | 50 |
| 0502 | Textilgewerbe – 1995 = 100 Manufacture of textiles – 1995 = 100 Industrie textile – 1995 = 100 | 50 |
| 0503 | Bekleidungsgewerbe – 1995 = 100 Manufacture of wearing apparel – 1995 = 100 Industrie de l'habillement et des fourrures – 1995 = 100 | 51 |
| 0504 | Chemische Industrie – 1995 = 100 Manufacture of chemicals and chemical products – 1995 = 100 Industrie chimique – 1995 = 100 | 51 |
| 0505 | Herstellung von Gummi- und Kunststoffwaren – 1995 = 100 Manufacture of rubber and plastic products – 1995 = 100 Industrie du caoutchouc et des plastiques – 1995 = 100 | 52 |
| 0506 | Metallerzeugung und -bearbeitung – 1995 = 100 Manufacture of basic metals – 1995 = 100 Métallurgie – 1995 = 100 | 52 |
| 0507 | Maschinenbau – 1995 = 100 Manufacture of machinery and equipment – 1995 = 100 Fabrication de machines et équipements – 1995 = 100 | 53 |
| 0508 | Herstellung von Geräten der Elektrizitätserzeugung, -verteilung u. ä. – 1995 = 100 Manufacture of electrical machinery and apparatus – 1995 = 100 Fabrication de machines et appareils électriques – 1995 = 100 | 53 |

| | | |
|-------------|---|----|
| 0509 | Fahrzeugbau – 1995 = 100 Manufacture of transport equipment – 1995 = 100 Fabrication de matériels de transport – 1995 = 100 | 54 |
| | Arbeitslosigkeit Unemployment Chômage | |
| 06 | ARBEITSLOSIGKEIT UNEMPLOYMENT CHÔMAGE | |
| 0601 | Arbeitslosenquoten insgesamt – saisonbereinigt Unemployment rates total – seasonally adjusted Taux de chômage total – désaisonné | 57 |
| 0602 | Arbeitslosenquoten Männer – saisonbereinigt Unemployment rates men – seasonally adjusted Taux de chômage hommes – désaisonné | 57 |
| 0603 | Arbeitslosenquoten Frauen – saisonbereinigt Unemployment rates women – seasonally adjusted Taux de chômage femmes – désaisonné | 58 |
| 0604 | Arbeitslosenquoten unter 25 Jahren alle Personen – saisonbereinigt Unemployment rates of persons under 25 years person – seasonally adjusted Taux de chômage moins de 25 ans total – désaisonné | 58 |
| 0605 | Arbeitslosenquoten Männer unter 25 Jahren – saisonbereinigt Unemployment rates of men under 25 years – seasonally adjusted Taux de chômage hommes moins de 25 ans désaisonné | 59 |
| 0606 | Arbeitslosenquoten Frauen unter 25 Jahren – saisonbereinigt Unemployment rates of women under 25 years – seasonally adjusted Taux de chômage femmes moins de 25 ans désaisonné | 59 |
| | Industrie Industry Industrie | |
| 07 | INDUSTRIELLE PRODUKTION INDUSTRIAL PRODUCTION PRODUCTION INDUSTRIELLE | |
| 0701 | Industrie insgesamt – 1995 = 100 Total industry – 1995 = 100 Ensemble de l'industrie – 1995 = 100 | 63 |
| 0702 | Industrie insgesamt (ohne Baugewerbe) – 1995 = 100 Total industry (excluding construction) – 1995 = 100 Ensemble de l'industrie sans bâtiment – 1995 = 100 | 63 |
| 0703 | Be- und verarbeitendes Gewerbe – 1995 = 100 Manufacturing – 1995 = 100 Industrie manufacturière – 1995 = 100 | 64 |
| 0704 | Baugewerbe – 1995 = 100 Construction – 1995 = 100 Construction – 1995 = 100 | 64 |

| | | |
|-------------|--|----|
| 08 | PRODUKTION NACH INDUSTRIE-HAUPTGRUPPEN PRODUCTION BY INDUSTRIAL GROUPINGS PRODUCTION PAR REGROUPEMENTS INDUSTRIELS | |
| 0801 | Vorleistungsgüterindustrie – 1995 = 100 Intermediate goods industry – 1995 = 100 Industries des biens intermédiaires – 1995 = 100 | 65 |
| 0802 | Investitionsgüterindustrie – 1995 = 100 Capital goods industry – 1995 = 100 Industries des biens d'investissement – 1995 = 100 | 65 |
| 0803 | Gebrauchsgüterindustrie – 1995 = 100 Durable consumer goods industry – 1995 = 100 Industries des biens de consommation durables – 1995 = 100 | 66 |
| 0804 | Verbrauchsgüterindustrie – 1995 = 100 Non-durable consumer goods industry – 1995 = 100 Industries des biens de consommation non durables – 1995 = 100 | 66 |
| 09 | PRODUKTION NACH AKTIVITÄTEN PRODUCTION BY ACTIVITY PRODUCTION PAR ACTIVITÉ | |
| 0901 | Ernährungsgewerbe – 1995 = 100 Manufacture of food products and beverages – 1995 = 100 Industries alimentaires – 1995 = 100 | 67 |
| 0902 | Textilgewerbe – 1995 = 100 Manufacture of textiles – 1995 = 100 Industrie textile – 1995 = 100 | 67 |
| 0903 | Bekleidungsgewerbe – 1995 = 100 Manufacture of wearing apparel – 1995 = 100 Industrie de l'habillement et des fourrures – 1995 = 100 | 68 |
| 0904 | Ledergewerbe – 1995 = 100 Tanning and dressing of leather – 1995 = 100 Industrie du cuir et de la chaussure – 1995 = 100 | 68 |
| 0905 | Papiergewerbe – 1995 = 100 Manufacture of pulp, paper and paper products – 1995 = 100 Industrie du papier et du carton – 1995 = 100 | 69 |
| 0906 | Chemische Industrie – 1995 = 100 Manufacture of chemicals and chemical products – 1995 = 100 Industrie chimique – 1995 = 100 | 69 |
| 0907 | Herstellung von Gummi- und Kunststoffwaren – 1995 = 100 Manufacture of rubber and plastic products – 1995 = 100 Industrie du caoutchouc et des plastiques – 1995 = 100 | 70 |
| 0908 | Metallerzeugung und -bearbeitung – 1995 = 100 Manufacture of basic metals – 1995 = 100 Métallurgie – 1995 = 100 | 70 |
| 0909 | Erzeugung von Roheisen, Stahl und Ferrolegierungen (EGKS) – 1995 = 100 Manufacture of basic iron and steel (ECSC) – 1995 = 100 Sidérurgie (CECA) – 1995 = 100 | 71 |
| 0910 | Maschinenbau – 1995 = 100 Manufacture of machinery and equipment – 1995 = 100 Fabrication de machines et équipements – 1995 = 100 | 71 |

| | | |
|-------------|---|----|
| 0911 | Herstellung von Geräten der Elektrizitätserzeugung, –verteilung u. ä. – 1995 = 100 Manufacture of electrical machinery and apparatus – 1995 = 100 Fabrication de machines et appareils électriques – 1995 = 100 | 72 |
| 0912 | Fahrzeugbau – 1995 = 100 Manufacture of transport equipment – 1995 = 100 Fabrication de matériels de transport – 1995 = 100 | 72 |
| 0913 | Energieversorgung – 1995 = 100 Electricity, gas, steam and hot water supply – 1995 = 100 Production et distribution d'électricité, de gaz et de chaleur – 1995 = 100 | 73 |
| 10 | INDUSTRIELLER ERZEUGERPREISINDEX INDUSTRIAL PRODUCER PRICE INDEX INDICE DES PRIX À LA PRODUCTION INDUSTRIELLE | |
| 1001 | Industrie insgesamt (ohne Baugewerbe) – 1995 = 100 Total industry (excluding construction) – 1995 = 100 Ensemble de l'industrie sans bâtiment – 1995 = 100 | 74 |
| 1002 | Be- und verarbeitendes Gewerbe – 1995 = 100 Manufacturing – 1995 = 100 Industrie manufacturière – 1995 = 100 | 74 |
| 1003 | Vorleistungsgüterindustrie – 1995 = 100 Intermediate goods industry – 1995 = 100 Industries des biens intermédiaires – 1995 = 100 | 75 |
| 1004 | Investitionsgüterindustrie – 1995 = 100 Capital goods industry – 1995 = 100 Industries des biens d'investissement – 1995=100 | 75 |
| 1005 | Gebrauchsgüterindustrie – 1995 = 100 Durable consumer goods industry – 1995 = 100 Industries des biens de consommation durables – 1995 = 100 | 76 |
| 1006 | Verbrauchsgüterindustrie – 1995 = 100 Non-durable consumer goods industry – 1995 = 100 Industries des biens de consommation non durables – 1995 = 100 | 76 |
| 1007 | Ernährungsgewerbe – 1995 = 100 Manufacture of food products and beverages – 1995 = 100 Industries alimentaires – 1995 = 100 | 77 |
| 1008 | Textilgewerbe – 1995 = 100 Manufacture of textiles – 1995 = 100 Industrie textile – 1995 = 100 | 77 |
| 1009 | Bekleidungsgewerbe – 1995 = 100 Manufacture of wearing apparel – 1995 = 100 Industrie de l'habillement et des fourrures – 1995 = 100 | 78 |
| 1010 | Ledergewerbe – 1995 = 100 Tanning and dressing of leather – 1995 = 100 Industrie du cuir et de la chaussure – 1995 = 100 | 78 |
| 1011 | Papiergewerbe – 1995 = 100 Manufacture of pulp, paper and paper products – 1995 = 100 Industrie du papier et du carton – 1995 = 100 | 79 |
| 1012 | Chemische Industrie – 1995 = 100 Manufacture of chemicals and chemical products – 1995 = 100 Industrie chimique – 1995 = 100 | 79 |

| | | |
|-------------|---|----|
| 1013 | Herstellung von Gummi- und Kunststoffwaren – 1995 = 100 Manufacture of rubber and plastic products – 1995 = 100 Industrie du caoutchouc et des plastiques – 1995 = 100 | 80 |
| 1014 | Metallerzeugung und -bearbeitung – 1995 = 100 Manufacture of basic metals – 1995 = 100 Métallurgie – 1995 = 100 | 80 |
| 1015 | Erzeugung von Roheisen, Stahl und Ferrolegierungen (EGKS) – 1995 = 100 Manufacture of basic iron and steel (ECSC) – 1995 = 100 Sidérurgie (CECA) – 1995 = 100 | 81 |
| 1016 | Maschinenbau – 1995 = 100 Manufacture of machinery and equipment – 1995 = 100 Fabrication de machines et équipements – 1995 = 100 | 81 |
| 1017 | Herstellung von Geräten der Elektrizitätserzeugung, -verteilung u. ä. – 1995 = 100 Manufacture of electrical machinery and apparatus – 1995 = 100 Fabrication de machines et appareils électriques – 1995 = 100 | 82 |
| 1018 | Fahrzeugbau – 1995 = 100 Manufacture of transport equipment – 1995 = 100 Fabrication de matériels de transport – 1995 = 100 | 82 |
| 1019 | Energieversorgung – 1995 = 100 Electricity, gas, steam and hot water supply – 1995 = 100 Production et distribution d'électricité, de gaz et de chaleur – 1995 = 100 | 83 |

**11 LÖHNE
WAGES AND SALARIES
SALAIRES**

| | | |
|-------------|--|----|
| 1101 | Stundenlöhne Industrie – nominal 1996 = 100 Hourly wages industry – nominal 1996 = 100 Salaires horaires industrie – nominaux 1996 = 100 | 84 |
| 1102 | Stundenlöhne Industrie – real 1996 = 100 Hourly wages industry – in real terms 1996 = 100 Salaires horaires industrie – réels 1996 = 100 | 84 |

**Energie
Energy
Energie**

| | | |
|--|--|----|
| 12 ENERGIE ENERGY ENERGIE | | |
| 1201 | Steinkohleförderung – 1000 t Coal production – 1000 t Houille – production – 1000 t | 87 |
| 1202 | Naturgasgewinnung – TJ Natural gas production – TJ Gaz naturel – production – TJ | 87 |
| 1203 | Rohölförderung – 1000 t Crude oil production – 1000 t Pétrole brut – production – 1000 t | 88 |
| 1204 | Rohölverarbeitung in Raffinerien – 1000 t Crude oil treated in refineries – 1000 t Pétrole brut traité dans les raffineries – 1000 t | 88 |

| | | |
|-------------|--|----|
| 1205 | Elektrizität-Nettoerzeugung insgesamt – GWh Electricity – Total net production – GWh Electricité – production nette totale – GWh | 89 |
| 1206 | Bruttoinlandsverbrauch (alle Erzeugnisse) – 1000 t RÖE Gross inland consumption (all products) – 1000 TOE Consommation intérieure brute (tous produits) – 1000 TEP | 89 |
| 1207 | Einfuhren insgesamt (alle Erzeugnisse) – 1000 RÖE Total imports (all products) – 1000 TOE Importations totales (tous produits) – 1000 TEP | 90 |
| 1208 | Ausfuhren insgesamt (alle Erzeugnisse) – 1000 RÖE Total exports (all products) – 1000 TOE Exportations totales (tous produits) – 1000 TEP | 90 |
| | Dienstleistungen Services Services | |
| 13 | EINZELHANDEL RETAIL TRADE COMMERCE DE DÉTAIL | |
| 1301 | Absatzvolumen des Einzelhandels – 1995 = 100 – saisonbereinigt Volume of retail sales – 1995=100 – seasonally adjusted Volume des ventes dans le commerce de détail – 1995 = 100 – désaisonnalisé | 93 |
| 1302 | Absatzvolumen des Einzelhandels: Nahrungs- und Genussmittel – 1995 = 100 – saisonbereinigt Volume of retail sales: Food, beverages and tobacco 1995 = 100 – seasonally adjusted Volume des ventes: Alimentation, boissons, tabac – 1995 = 100 – désaisonnalisé | 93 |
| 1303 | Absatzvolumen des Einzelhandels: Textilien, Bekleidung, Schuhe – 1995 = 100 Volume of retail sales: Textile, clothing and footwear – 1995 = 100 Volume des ventes: Textile, habillement et chaussures – 1995 = 100 | 94 |
| 1304 | Absatzvolumen des Einzelhandels: Haushaltsartikel – 1995 = 100 Volume of retail sales: Household equipment – 1995 = 100 Volume des ventes: Produits d'équipement du ménage – 1995 = 100 | 94 |
| 1305 | Erstzulassung von Privatfahrzeugen und Kombiwagen – 1995 = 100 First registration of private and commercial cars – 1995 = 100 Premières immatriculations des voitures particulières et commerciales – 1995 = 100 | 95 |
| 14 | TOURISMUS TOURISM TOURISME | |
| 1401 | Übernachtungen von inländischen Gästen in Hotels und ähnlichen Betrieben Nights of residents in hotels and similar establishments Nuitées des résidents dans les hôtels et établissements assimilés | 96 |
| 1402 | Übernachtungen von nicht-inländischen Gästen in Hotels und ähnlichen Betrieben Nights of non-residents in hotels and similar establishments Nuitées des non-résidents dans les hôtels et établissements assimilés | 96 |
| 1403 | Übernachtungen von inländischen Gästen in ergänzenden Beherbergungsbetrieben Nights of residents in supplementary accomodation establishments Nuitées des résidents dans les établissements complémentaires | 97 |
| 1404 | Übernachtungen von nicht-inländischen Gästen in ergänzenden Beherbergungsbetrieben Nights of non-residents in supplementary accomodation establishments Nuitées des non-résidents dans les établissements complémentaires | 97 |

Landwirtschaftliche Erzeugnisse
Agricultural products
Produits agricoles

| | | |
|-------------|--|-----|
| 15 | LANDWIRTSCHAFTLICHE ERZEUGNISSE AGRICULTURAL PRODUCTS PRODUITS AGRICOLES | |
| 1501 | Rind- und Kalbfleisch Schlachtungen – 1000 t Schlachtgewicht Beef and veal slaughterings – 1000 t carcass weight Viande bovine abattages – 1000 t poids carcasse | 101 |
| 1502 | Schweinefleisch Schlachtungen – 1000 t Schlachtgewicht Pork slaughterings – 1000 t carcass weight Viande porcine abattages – 1000t poids carcasse | 101 |
| 1503 | Molkereibutter Erzeugung – 1000 t Dairy butter production – 1000 t Beurre de laiterie production – 1000 t | 102 |
| 1504 | Molkereibutter Lagerbestände – 1000 t Dairy butter stocks – 1000 t Beurre de laiterie stocks – 1000 t | 102 |
| 1505 | Magermilchpulver Erzeugung – 1000 t Skimmed milk powder production – 1000 t Lait écrémé en poudre production – 1000 t | 103 |
| 1506 | Magermilchpulver Lagerbestände – 1000 t Skimmed milk powder stocks – 1000 t Lait écrémé en poudre stocks – 1000 t | 103 |

Außenhandel
External trade
Commerce extérieur

| | | |
|-------------|---|-----|
| 16 | AUßENHANDEL EXTERNAL TRADE COMMERCE EXTÉRIEUR | |
| 1601 | Ausfuhren insgesamt – Mio ECU Total exports – Mio ECU Exportations totales – Mio ECU | 106 |
| 1602 | Einfuhren insgesamt – Mio ECU Total imports – Mio ECU Importations totales – Mio ECU | 108 |
| 1603 | Handelsbilanz – Mio ECU Total trade balances – Mio ECU Balances commerciales totales – Mio ECU | 107 |
| 17 | INTRA-EU HANDEL INTRA-EU TRADE COMMERCE INTRA-UE | |
| 1701 | Intra-EU Versendungen – Mio ECU Intra-EU dispatches – Mio ECU Expéditions intra-UE – Mio ECU | 108 |
| 1702 | Intra-EU Eingänge – Mio ECU Intra-EU arrivais – Mio ECU Arrivées intra-UE – Mio ECU | 108 |
| 1703 | Intra-EU Handelsbilanz – Mio ECU Intra-EU trade balances – Mio ECU Balances commerciales intra-UE – Mio ECU | 109 |

| | | |
|-------------|---|-----|
| 18 | EXTRA-EU HANDEL EXTRA-EU TRADE COMMERCE EXTRA-UE | |
| 1801 | Extra-EU Ausfuhren – Mio ECU Extra-EU exports – Mio ECU Exportations extra-UE – Mio ECU | 110 |
| 1802 | Extra-EU Einfuhren – Mio ECU Extra-EU imports – Mio ECU Importations extra-UE – Mio ECU | 110 |
| 1803 | Extra-EU Handelsbilanz – Mio ECU Extra-EU trade balances – Mio ECU Balances commerciales extra-UE – Mio ECU | 111 |
| 19 | AUSSENHANDEL NACH PARTNERLÄNDERN EXTERNAL TRADE BY PARTNER COUNTRY COMMERCE EXTÉRIEUR PAR PAYS PARTENAIRE | |
| 1901 | Ausfuhren nach USA – Mio ECU Exports to USA – Mio ECU Exportations vers les USA – Mio ECU | 112 |
| 1902 | Einfuhren aus den USA – Mio ECU Imports from USA – Mio ECU Importations depuis les USA – Mio ECU | 112 |
| 1903 | Ausfuhren nach Japan – Mio ECU Exports to Japan – Mio ECU Exportations vers le Japon – Mio ECU | 113 |
| 1904 | Einfuhren aus Japan – Mio ECU Imports from Japan – Mio ECU Importations depuis le Japon – Mio ECU | 113 |
| 1905 | Ausfuhren in die Mittelmeerländer – Mio ECU Exports to Mediterranean Basin countries – Mio ECU Exportations vers les pays du bassin méditerranéen – Mio ECU | 114 |
| 1906 | Einfuhren aus den Mittelmeerländern – Mio ECU Imports from Mediterranean Basin countries – Mio ECU Importations depuis les pays du bassin méditerranéen – Mio ECU | 114 |
| 1907 | Ausfuhren in die OPEC-Staaten – Mio ECU Exports to OPEC countries – Mio ECU Exportations vers les pays de l'OPEP – Mio ECU | 115 |
| 1908 | Einfuhren aus den OPEC-Staaten – Mio ECU Imports from OPEC countries – Mio ECU Importations depuis les pays de l'OPEP – Mio ECU | 115 |
| 1909 | Ausfuhren in die NIC – Mio ECU Exports to the NIC – Mio ECU Exportations vers les NPI – Mio ECU | 116 |
| 1910 | Einfuhren aus den NIC – Mio ECU Imports from the NIC – Mio ECU Importations depuis les NPI – Mio ECU | 116 |
| 1911 | Ausfuhren in die AKP-Staaten – Mio ECU Exports to the ACP countries – Mio ECU Exportations vers les pays ACP – Mio ECU | 117 |
| 1912 | Einfuhren aus den AKP-Staaten – Mio ECU Imports from the ACP countries – Mio ECU Importations depuis les pays ACP – Mio ECU | 117 |

| | | |
|-------------|---|-----|
| 1913 | Ausfuhren in die Lateinamerikanischen Staaten – Mio ECU Exports to Latin America countries – Mio ECU Exportations vers les pays d'Amérique latine – Mio ECU | 118 |
| 1914 | Einfuhren aus den Lateinamerikanischen Staaten – Mio ECU Imports from Latin America countries – Mio ECU Importations depuis les pays d'Amérique latine – Mio ECU | 118 |
| 1915 | Ausfuhren in die MOEL – Mio ECU Exports to the PECO – Mio ECU Exportations vers les PECO – Mio ECU | 119 |
| 1916 | Einfuhren aus den MOEL – Mio ECU Imports from the PECO – Mio ECU Importations depuis les PECO – Mio ECU | 119 |
| 20 | HANDEL NACH WAREN TRADE BY PRODUCT COMMERCE PAR PRODUIT | |
| 2001 | Nahrungs- und Genussmittel CTCl 0+1 Versendungen – Mio ECU Food, drink and tobacco CTCl 0+1 Dispatches – Mio ECU Produits alimentaires, boissons et tabacs CTCl 0+1 Expéditions – Mio ECU | 120 |
| 2002 | Nahrungs- und Genussmittel CTCl 0+1 Eingänge – Mio ECU Food, drink and tobacco CTCl 0+1 Arrivals – Mio ECU Produits alimentaires, boissons et tabacs CTCl 0+1 Arrivées – Mio ECU | 120 |
| 2003 | Nahrungs- und Genussmittel CTCl 0+1 Ausfuhren – Mio ECU Food, drink and tobacco CTCl 0+1 Exports – Mio ECU Produits alimentaires, boissons et tabacs CTCl 0+1 Exportations – Mio ECU | 121 |
| 2004 | Nahrungs- und Genussmittel CTCl 0+1 Einfuhren – Mio ECU Food, drink and tobacco CTCl 0+1 Imports – Mio ECU Produits alimentaires, boissons et tabacs CTCl 0+1 Importations – Mio ECU | 121 |
| 2005 | Rohstoffe CTCl 2+4 Versendungen – Mio ECU Raw materials CTCl 2+4 Dispatches – Mio ECU Matières premières CTCl 2+4 Expéditions – Mio ECU | 122 |
| 2006 | Rohstoffe CTCl 2+4 Eingänge – Mio ECU Raw materials CTCl 2+4 Arrivals – Mio ECU Matières premières CTCl 2+4 Arrivées – Mio ECU | 122 |
| 2007 | Rohstoffe CTCl 2+4 Ausfuhren – Mio ECU Raw materials CTCl 2+4 Exports – Mio ECU Matières premières CTCl 2+4 Exportations – Mio ECU | 123 |
| 2008 | Rohstoffe CTCl 2+4 Einfuhren – Mio ECU Raw materials CTCl 2+4 Imports – Mio ECU Matières premières CTCl 2+4 Importations – Mio ECU | 123 |
| 2009 | Energie CTCl 3 Versendungen – Mio ECU Energy CTCl 3 Dispatches – Mio ECU Energie CTCl 3 Expéditions – Mio ECU | 124 |
| 2010 | Energie CTCl 3 Eingänge – Mio ECU Energy CTCl 3 Arrivals – Mio ECU Energie CTCl 3 Arrivées – Mio ECU | 124 |
| 2011 | Energie CTCl 3 Ausfuhren – Mio ECU Energy CTCl 3 Exports – Mio ECU Energie CTCl 3 Exportations – Mio ECU | 125 |
| 2012 | Energie CTCl 3 Einfuhren – Mio ECU Energy CTCl 3 Imports – Mio ECU Energie CTCl 3 Importations – Mio ECU | 125 |

| | | |
|-------------|---|-----|
| 2013 | Chemische Erzeugnisse CTCI 5 Versendungen – Mio ECU Chemicals CTCI 5 Dispatches – Mio ECU Produits chimiques CTCI 5 Expéditions – Mio ECU | 126 |
| 2014 | Chemische Erzeugnisse CTCI 5 Eingänge – Mio ECU Chemicals CTCI 5 Arrivals – Mio ECU Produits chimiques CTCI 5 Arrivées – Mio ECU | 126 |
| 2015 | Chemische Erzeugnisse CTCI 5 Ausfuhren – Mio ECU Chemicals CTCI 5 Exports – Mio ECU Produits chimiques CTCI 5 Exportations – Mio ECU | 127 |
| 2016 | Chemische Erzeugnisse CTCI 5 Einfuhren – Mio ECU Chemicals CTCI 5 Imports – Mio ECU Produits chimiques CTCI 5 Importations – Mio ECU | 127 |
| 2017 | Maschinen und Fahrzeuge CTCI 7 Versendungen – Mio ECU Machinery and transport equipment CTCI 7 Dispatches – Mio ECU Machines et matériels de transport CTCI 7 Expéditions – Mio ECU | 128 |
| 2018 | Maschinen und Fahrzeuge CTCI 7 Eingänge – Mio ECU Machinery and transport equipment CTCI 7 Arrivals – Mio ECU Machines et matériels de transport CTCI 7 Arrivées – Mio ECU | 128 |
| 2019 | Maschinen und Fahrzeuge CTCI 7 Ausfuhren – Mio ECU Machinery and transport equipment CTCI 7 Exports – Mio ECU Machines et matériels de transport CTCI 7 Exportations – Mio ECU | 129 |
| 2020 | Maschinen und Fahrzeuge CTCI 7 Einfuhren – Mio ECU Machinery and transport equipment CTCI 7 Imports – Mio ECU Machines et matériels de transport CTCI 7 Importations – Mio ECU | 129 |
| 2021 | Andere verschiedene Fertigwaren CTCI 6+8 Versendungen – Mio ECU Other manufactured articles CTCI 6+8 Dispatches – Mio ECU Autres articles manufacturés CTCI 6+8 Expéditions – Mio ECU | 130 |
| 2022 | Andere verschiedene Fertigwaren CTCI 6+8 Eingänge – Mio ECU Other manufactured articles CTCI 6+8 Arrivals – Mio ECU Autres articles manufacturés CTCI 6+8 Arrivées – Mio ECU | 130 |
| 2023 | Andere verschiedene Fertigwaren CTCI 6+8 Ausfuhren – Mio ECU Other manufactured articles CTCI 6+8 Exports – Mio ECU Autres articles manufacturés CTCI 6+8 Exportations – Mio ECU | 131 |
| 2024 | Andere verschiedene Fertigwaren CTCI 6+8 Einfuhren – Mio ECU Other manufactured articles CTCI 6+8 Imports – Mio ECU Autres articles manufacturés CTCI 6+8 Importations – Mio ECU | 131 |

Verbraucherpreise

Consumer prices

Prix à la consommation

| | | |
|-------------|--|-----|
| 21 | HARMONISIERTE VERBRAUCHERPREISINDIZES HARMONIZED INDICES OF CONSUMER PRICES INDICES HARMONISÉS DES PRIX À LA CONSOMMATION | |
| 2101 | Gesamtindex – 1996 = 100 Hicp (all-items index) – 1996 = 100 Indice d'ensemble – 1996 = 100 | 135 |
| 2102 | Nahrungsmittel und alkoholfreie Getränke – 1996 = 100 Food and non-alcoholic beverages – 1996 = 100 Produits alimentaires et boissons non alcoolisées – 1996 = 100 | 135 |

| | | |
|-------------|---|-----|
| 2103 | Alkoholische Getränke und Tabak – 1996 = 100 Alcoholic beverages and tobacco – 1996 = 100 Boissons alcoolisées et tabac – 1996 = 100 | 136 |
| 2104 | Bekleidung und Schuhe – 1996 = 100 Clothing and footwear – 1996 = 100 Articles d'habillement et articles chaussants – 1996 = 100 | 136 |
| 2105 | Wohnung, Wasser, Elektrizität, Gas und andere Brennstoffe – 1996 = 100 Housing, water, electricity, gas and other fuels – 1996 = 100 Logement, eau, électricité, gaz et autres combustibles – 1996 = 100 | 137 |
| 2106 | Hausrat und laufende Instandhaltung des Hauses – 1996 = 100 Furnishings, household equipment and maintenance of the house – 1996 = 100 Ameublement, équipement ménager et entretien courant de la maison – 1996 = 100 | 137 |
| 2107 | Gesundheitspflege – 1996 = 100 Health – 1996 = 100 Santé – 1996 = 100 | 138 |
| 2108 | Verkehr – 1996 = 100 Transport – 1996 = 100 Transports – 1996 = 100 | 138 |
| 2109 | Nachrichtenübermittlung – 1996 = 100 Communications – 1996 = 100 Communications – 1996 = 100 | 139 |
| 2110 | Freizeit und Kultur – 1996 = 100 Recreation and culture – 1996 = 100 Loisirs et culture – 1996 = 100 | 139 |
| 2111 | Bildungswesen – 1996 = 100 Education – 1996 = 100 Enseignement – 1996 = 100 | 140 |
| 2112 | Hotels, Cafés und Restaurants – 1996 = 100 Hotels, cafes and restaurants – 1996 = 100 Hotels, cafés et restaurants – 1996 = 100 | 140 |
| 2113 | Verschiedene Waren und Dienstleistungen – 1996 = 100 Miscellaneous goods and services – 1996 = 100 Autres biens et services – 1996 = 100 | 141 |

Agrarpreisindizes
Indices of agricultural prices
Indices des prix agricoles

| | | |
|-------------|---|-----|
| 22 | ERZEUGERPREISE LANDWIRTSCHAFTLICHER PRODUKTE PRODUCER PRICES OF AGRICULTURAL PRODUCTS PRIX À LA PRODUCTION DE PRODUITS AGRICOLES | |
| 2201 | Output insgesamt – Nominaler Index – 1990 = 100 Output total – Nominal indices – 1990 = 100 Output total – Indices nominaux – 1990 = 100 | 145 |
| 2202 | Output insgesamt – deflationierter Index – 1990 = 100 Output total – deflated index – 1990 = 100 Output total – indices déflatées – 1990 = 100 | 145 |
| 2203 | Pflanzliche Erzeugnisse – deflationierter Index – 1990 = 100 Crop products – deflated index – 1990 = 100 Produits végétaux – indices déflatées – 1990 = 100 | 146 |
| 2204 | Tiere und tierische Erzeugnisse – deflationierter Index – 1990 = 100 Animals and animal products – deflated index – 1990 = 100 Animaux et produits animaux – indices déflatées – 1990 = 100 | 146 |

| | | |
|-------------|--|-----|
| 23 | EINKAUFSPREISE LANDWIRTSCHAFTLICHER BETRIEBSMITTEL PURCHASE PRICES OF THE MEANS OF AGRICULTURAL PRODUCTION PRIX D'ACHAT DES MOYENS DE PRODUCTION | |
| 2301 | Input insgesamt (I+II) – Nomilar Index – 1990 = 100 Input total (I+II) – Nominal indices – 1990 = 100 Input total (I+II) – Indices nominaux – 1990 = 100 | 147 |
| 2302 | Input insgesamt (I+II) – Deflationierter Index – 1990 = 100 Input total (I+II) – Deflated index – 1990 = 100 Input total (I+II) – Indices déflatées – 1990 = 100 | 147 |
| 2303 | Waren und Dienstleistungen des laufenden landwirtschaftlichen Verbrauchs (I) – 1990 = 100 Goods and services currently consumed in agriculture (I) – 1990 = 100 Biens et services de consommation courante de l'agriculture (I) – 1990 = 100 | 148 |
| 2304 | Waren und Dienstleistungen landwirtschaftlicher Investitionen (II) – 1990 = 100 Goods and services contributing to agricultural investment (II) – 1990 = 100 Biens et services concourant aux investissements de l'agriculture (II) – 1990 = 100 | 148 |
| | Finanzstatistiken Financial statistics Statistiques financières | |
| 24 | WECHSELKURSE EXCHANGE RATES TAUX DE CHANGE | |
| 2401 | Wechselkurs (Durchschnitt) 1 EUR = ... Exchange rate (mean) 1 EUR = ... Taux de change (moyenne) 1 EUR = ... | 151 |
| 2402 | Wechselkurs (Durchschnitt) 1 USD = ... Exchange rate (mean) 1 USD = ... Taux de change (moyenne) 1 USD = ... | 151 |
| 2403 | Nominaler effektiver Wechselkurs (Durchschnitt) – 1990 = 100 Index of nominal effective exchange rates (mean) – 1990 = 100 Taux de change effectif nominal (moyenne) – 1990 = 100 | 152 |
| 2404 | Realer effektiver Wechselkurs (Durchschnitt) – 1990 = 100 Index of real effective exchange rates (mean) – 1990 = 100 Taux de change effectif réel (moyenne) – 1990 = 100 | 152 |
| 25 | ZINSSÄTZE UND GELDVOLUMEN INTEREST RATES AND MONEY SUPPLY TAUX D'INTÉRÊT ET MASSES MONÉTAIRES | |
| 2501 | Tagesgeldsatz (Durchschnitt) – % Day-to-day money rate (mean) – % Taux de l'argent au jour le jour (moyenne) – % | 153 |
| 2502 | Zentralbank Referenz Zinssatz (Periodenende) – % Central bank reference rate (end of period) – % Taux de référence de la Banque Centrale (fin de période) – % | 153 |
| 2503 | Drei Monatsgeld (Durchschnitt) – % 3-month money market rate (mean) – % Taux d'intérêt du marché monétaire à trois mois (moyenne) – % | 154 |
| 2504 | Leihzinssätze der Handelsbanken (Durchschnitt) – % Commercial bank lending rate (mean) – % Taux d'emprunt auprès des banques commerciales (moyenne) – % | 154 |

| | | |
|------|--|-----|
| 2505 | Einlagenzinssätze der Handelsbanken (Durchschnitt) – % Commercial bank deposit rate (mean) – % Taux de dépôt auprès des banques commerciales (moyenne) – % | 155 |
| 2506 | Geldvolumen : M1 (Periodenende) – T/T–1 % Money supply: M1 (end of period) – T/T–1 % Disponibilités monétaires: M1 (fin de période) – T/T–1 % | 155 |
| 2507 | Geldvolumen : M2 (Periodenende) (T/T–1 %) Money supply: M2 (end of period) (T/T–1 %) Disponibilités monétaires: M2 (fin de période) (T/T–1 %) | 156 |
| 2508 | Geldvolumen : M3 (Periodenende) (T/T–1 %) Money supply: M3 (end of period) (T/T–1 %) Disponibilités monétaires: M3 (fin de période) (T/T–1 %) | 156 |

**26 AKTIENKURSE UND RENDITE
SHARE PRICES AND YIELDS
COURS DES ACTIONS ET RENDEMENTS**

| | | |
|------|---|-----|
| 2601 | Börsenkapitalisierung Market capitalisation Capitalisation boursière | 157 |
| 2602 | Aktienkursindex (Durchschnitt) 1995 = 100 Index of share prices (mean) 1995 = 100 Indice du cours des actions (moyenne) 1995 = 100 | 157 |
| 2603 | Anleihen des öffentlichen Sektors, Rendite – % Yield on fixed interest government bond – % Obligations du secteur public, rendement – % | 158 |

**Zahlungsbilanz
Balance of payments
Balance des paiements**

**27 ZAHLUNGSBILANZ
BALANCE OF PAYMENTS
BALANCE DES PAIEMENTS**

| | | |
|------|--|-----|
| 2701 | Waren – Einnahmen – Mio ECU Goods – credit – Mio ECU Biens – crédit – Mio ECU | 161 |
| 2702 | Waren – Ausgaben – Mio ECU Goods – debit – Mio ECU Biens – débit – Mio ECU | 161 |
| 2703 | Waren – Saldo – Mio ECU Goods – net – Mio ECU Biens – solde – Mio ECU | 161 |
| 2704 | Dienstleistungen – Einnahmen – Mio ECU Services – credit – Mio ECU Services – crédit – Mio ECU | 162 |
| 2705 | Dienstleistungen – Ausgaben – Mio ECU Services – debit – Mio ECU Services – débit – Mio ECU | 162 |
| 2706 | Dienstleistungen – Saldo – Mio ECU Services – net – Mio ECU Services – solde – Mio ECU | 162 |

| | | |
|-------------|--|-----|
| 2707 | Verkehr – Einnahmen – Mio ECU Transport – credit – Mio ECU Transport – crédit – Mio ECU | 163 |
| 2708 | Verkehr – Ausgaben – Mio ECU Transport – debit – Mio ECU Transport – débit – Mio ECU | 163 |
| 2709 | Verkehr – Saldo – Mio ECU Transport – net – Mio ECU Transport – solde – Mio ECU | 163 |
| 2710 | Reisen – Einnahmen – Mio ECU Travel – credit – Mio ECU Voyages – crédit – Mio ECU | 164 |
| 2711 | Reisen – Ausgaben – Mio ECU Travel – debit – Mio ECU Voyages – débit – Mio ECU | 164 |
| 2712 | Reisen – Saldo – Mio ECU Travel – net – Mio ECU Voyages – solde – Mio ECU | 164 |
| 2713 | Sonstige Dienstleistungen – Einnahmen – Mio ECU Other services – credit – Mio ECU Autres services – crédit – Mio ECU | 165 |
| 2714 | Sonstige Dienstleistungen – Ausgaben – Mio ECU Other services – debit – Mio ECU Autres services – débit – Mio ECU | 165 |
| 2715 | Sonstige Dienstleistungen – Saldo – Mio ECU Other services – net – Mio ECU Autres services – solde – Mio ECU | 165 |
| 2716 | Laufende Posten – Einnahmen – Mio ECU Current account – credit – Mio ECU Compte courant – crédit – Mio ECU | 166 |
| 2717 | Laufende Posten – Ausgaben – Mio ECU Current account – debit – Mio ECU Compte courant – débit – Mio ECU | 166 |
| 2718 | Laufende Posten – Saldo – Mio ECU Capital account – net – Mio ECU Compte courant – solde – Mio ECU | 166 |
| 2719 | Direktinvestitionen – Saldo – Mio ECU Direct investment – net – Mio ECU Investissements directs – solde – Mio ECU | 167 |
| 2720 | Fehler und Auslassungen – Saldo – Mio ECU Error and omissions – net – Mio ECU Erreurs et omissions – solde – Mio ECU | 167 |

Informationen zur Methodologie können bei folgenden Personen angefordert werden:
 Information on methodology can be obtained from the following persons:
 Des informations sur la méthodologie peuvent être obtenues auprès des personnes suivantes :

Volkswirtschaftliche Gesamtrechnungen

National accounts

Comptes nationaux

Gian-Luigi MAZZI (B2)

Beschäftigung

Employment

Emploi

Ana FRANCO (E1)

Berthold FELDMANN (D3)

Arbeitslosigkeit

Unemployment

Chômage

André PERSENAIRE (E1)

Industrie

Industry

Industrie

Berthold FELDMANN (D3)

Löhne

Wages and salaries

Salaires

Veijo Ismo RITOLA (E1)

Energie

Energy

Energie

Peter TAVOULARIDIS (F4)

Einzelhandel

Retail Trade

Commerce de détail

Berthold FELDMANN (D3)

Tourismus

Tourism

Tourisme

Sofia ERIKSSON (D2)

Landwirtschaftliche Erzeugnisse

Agricultural products

Produits agricoles

Yves ZANATTA (F2)

Außenhandel

External trade

Commerce extérieur

Tim ALLEN (C4)

Agrarpreisindizes

Indices of agricultural prices

Indices des prix agricoles

Garry MAHON (F1)

Verbraucherpreise

Consumer prices

Prix à la consommation

Carsten OLLSSON (B3)

Finanzstatistiken

Financial statistics

Statistiques financières

Olivier DELOBBE (B4)

Sheldon WARTON-WOODS (B4)

Zahlungsbilanz

Balance of payments

Balance des paiements

Maurizio CAPACCIOLI (B5)

Nikos CHRYSSANTHOU (B5)

Weitere Informationen über Eurostat und seine Produkte können bei folgender Stelle angefordert werden:
Further information on Eurostat and its products can be obtained from the following addresses:
De plus amples informations concernant Eurostat et ses produits peuvent être obtenues aux adresses suivantes :

Data Shop Eurostat – Brussels

Chaussée d'Etterbeek 13
Etterbeeksesteenweg 13
B-1049 BRUXELLES / BRUSSELS
Tél: (32-2)-299 66 66
Fax: (32-2)-295 01 25
E-mail: datashop.brussels@eurostat.cec.be

Data Shop Eurostat – Madrid

INE
Paseo de la Castellana 183
Oficina 009
Entrada por Estévez Calderón
E – 28046 Madrid
Tel : (34-91)-583 91 67
Fax : (34-91)-579 71 20
E-Mail: datashop.eurostat@ine.es

Data Shop Eurostat – Milano

ISTAT
Centro di Informazione Statistica –
Sede di Milano
Piazza della Repubblica 22
I – 20124 Milano
Tel : (39-02)-65 95 133/134
Fax : (39-02)-65 30 75
E-mail: mileuro@tin.it

Eurostat Data Shop – Lisboa

INE / Serviço de Difusão
Av. António José de Almeida, 2
P-1000-043 LISBOA
Tel : (351 21) 842 61 00
Fax : (351 21) 842 63 64
E-Mail: data.shop@ine.pt

Data Shop Statistics – Stockholm

Karlavägen 100 –
Box 24 300
S-104 51 Stockholm
Tel : (46-8)-5069 48 01
Fax : (46-8)-5069 48 99
E-Mail: infoservice@scb.se
<http://www.scb.se/info/datashop/eudatashop.asp>

Eurostat Data Shop – Oslo

Statistik sentralbyrå
Bibliotek og informasjonscenteret
Kongensgt.6
P.B. 8131, dep.
N-0033 OSLO
Tel : (47-22) 86 46 43
Fax : (47-22) 86 45 04
E-mail: datashop@ssb.no

Eurostat Data Shop – København

Sejrogade 11
DK – 2100 København Ø
Tel : (45-39) 17 30 30
Fax : (45-39) 17 30 03
E-Mail: bib@dst.dk

Data Shop Eurostat – Paris

INSEE Info Service
195, rue de Bercy
Tour Gamma A
F-75582 Paris Cedex 12
Tél: (33-1)-53 17 88 44
Fax: (33-1)-53 17 88 22
E-mail: datashop@insee.fr

Data Shop Eurostat – Luxembourg

BP 453
L – 2014 LUXEMBOURG
4, rue A. Weicker
L-2721 LUXEMBOURG
Tél: (352)-43 35 22 51
Fax: (352)-43 35 22 21
E-mail: dslux@eurostat.datashop.lu

Eurostat Data Shop – Tilastokirjasto

Postiosoite: PL 2B
00022 Tilastokeskus
Käyntiosoite: Työpajakatu 13 B, 2 krs
HELSINKI
Tel : (358 9)-1734 2221
Fax : (358 9)- 1734 2279
E-mail : datashop.tilastokeskus@tilastokeskus.fi

Eurostat Data Shop – London

ONS Sales Office
Office for national statistics
1 Drummond Gate
UK – London SW1V 2QQ
Tel : (44-171)-533 5676
Fax : (44-171)-533 5688
E-Mail: Bob.Dodds@ons.gov.uk

Eurostat Data Shop – Zürich

Statistisches Amt des Kantons Zürich
Bleicherweg 5
CH-8090 ZÜRICH
Tel : (41 1) 225 12 12
Fax : (41 1) 225 12 99
E-mail: datashop@zh.ch

Eurostat datashop – Berlin

Statistisches Bundesamt – Berlin
Otto-Braun-Straße70-72
D-10178 Berlin
Tel : (49-30)-2324 6427/28
Fax : (49-30)-2324 6430
E-Mail: datashop@statistik-bund.de

Data Shop Eurostat – Roma

ISTAT
Centro di Informazione Statistica – Sede di
Roma
Via Cesare Balbo 11a
I – 00184 Roma
Tel : (39-06)-46 73 31 02/06
Fax : (39-06)-46 73 31 01/07
E-mail : dipdiff@istat.it

Eurostat Data Shop – Voorburg

P.O. Box 4000
NL-2270 JM Voorburg
Tel : (31-70)-337 49 00
Fax : (31-70)-337 59 84

Eurostat Data Shop – Helsinki

Tilastokirjasto
PL 2B
00022 Tilastokeskus
Työpajakatu 13 B, 2 krs Helsinki
Tel : (358 9)-1734 2221
Fax : (358 9)-1734 2279
E-mail : datashop.tilastokeskus@tilastokeskus.fi

Eurostat Data Shop – Durham

Electronic Data Extractions,
enquiries & advice
R.CADE – Unit 1L
Montjoy Research Center
University of Durham
UK – DURHAM DH1 3SW
Tel : (44-191) 374 7350
Fax : (44-191) 384 4971
E-mail : r-cade@dur.ac.uk

Eurostat Data Shop – New York

Haver Analytics
60 East 42nd Street –
Suite 3310
USA-New York, NY 10165
Tél: (1-212) 986 9300
Fax: (1-212) 986 5857
E-mail: eurodata@haver.com

Adresse internet d'Eurostat
<http://europa.eu.int/eurostat.html>

BELGIQUE/BELGIË

Jean De Lannoy
Avenue du Roi 202/Koningslaan 202
B-1190 Bruxelles/Brussel
Tel. (32-2) 538 43 08
Fax (32-2) 538 08 41
E-mail: jean.de.lannoy@infoboard.be
URL: http://www.jean-de-lannoy.be

**La librairie européenne/
De Europese Boekhandel**

Rue de la Loi 244/Wetstraat 244
B-1040 Bruxelles/Brussel
Tel. (32-2) 295 26 39
Fax (32-2) 735 08 60
E-mail: mail@libeurop.be
URL: http://www.libeurop.be

Moniteur belge/Belgisch Staatsblad

Rue de Louvain 40-42/Leuvenseweg 40-42
B-1000 Bruxelles/Brussel
Tel. (32-2) 552 22 11
Fax (32-2) 511 01 84

DANMARK

J. H. Schultz Information A/S
Herstedvang 10-12
DK-2620 Albertslund
Tlf. (45) 43 63 23 00
Fax (45) 43 63 19 69
E-mail: schultz@schultz.dk
URL: http://www.schultz.dk

DEUTSCHLAND

Bundesanzeiger Verlag GmbH
Vertriebsabteilung
Amsterdamer Straße 192
D-50735 Köln
Tel. (49-221) 97 66 80
Fax (49-221) 97 66 82 78
E-Mail: Vertrieb@bundesanzeiger.de
URL: http://www.bundesanzeiger.de

ΕΛΛΑΔΑ/GREECE

G. C. Eleftheroudakis SA
International Bookstore
Panepistimiou 17
GR-10564 Athina
Tel. (30-1) 331 41 80/1/2/3/4/5
Fax (30-1) 323 98 21
E-mail: elebooks@netor.gr

ESPAÑA

Boletín Oficial del Estado
Trafalgar, 27
E-28071 Madrid
Tel. (34) 915 38 21 11 (Libros).
913 84 17 15 (Suscrip.)
Fax (34) 915 38 21 21 (Libros).
913 84 17 14 (Suscrip.)
E-mail: clientes@com.boe.es
URL: http://www.boe.es

Mundi Prensa Libros, SA

Castelló, 37
E-28001 Madrid
Tel. (34) 914 36 37 00
Fax (34) 915 75 39 98
E-mail: libreria@mundiprensa.es
URL: http://www.mundiprensa.com

FRANCE

Journal officiel
Service des publications des CE
26, rue Desaix
F-75727 Paris Cedex 15
Tél. (33) 140 58 77 31
Fax (33) 140 58 77 00
URL: http://www.journal-officiel.gouv.fr

IRELAND

Government Supplies Agency
Publications Section
4-5 Harcourt Road
Dublin 2
Tel. (353-1) 661 31 11
Fax (353-1) 475 27 60

ITALIA

Licosa SpA
Via Duca di Calabria, 1/1
Casella postale 552
I-50125 Firenze
Tel. (39) 055 64 83 1
Fax (39) 055 64 12 57
E-mail: licosa@ftbcc.it
URL: http://www.ftbcc.it/licosa

LUXEMBOURG

Messageries du livre SARL
5, rue Raiffeisen
L-2411 Luxembourg
Tél. (352) 40 10 20
Fax (352) 49 06 61
E-mail: mail@mdl.lu
URL: http://www.mdl.lu

NEDERLAND

SDU Servicecentrum Uitgevers
Christoffel Plantijnstraat 2
Postbus 20014
2500 EA Den Haag
Tel. (31-70) 378 98 80
Fax (31-70) 378 97 83
E-mail: sdu@sdu.nl
URL: http://www.sdu.nl

ÖSTERREICH

**Manz'sche Verlags- und
Universitätsbuchhandlung GmbH**
Kohlmarkt 16
A-1014 Wien
Tel. (43-1) 53 16 11 00
Fax (43-1) 53 16 11 67
E-Mail: bestellen@manz.co.at
URL: http://www.manz.at/index.htm

PORTUGAL

Distribuidora de Livros Bertrand Ld.ª
Grupo Bertrand, SA
Rua das Terras dos Vales, 4-A
Apartado 60037
P-2700 Amadora
Tel. (351-1) 495 90 50
Fax (351-1) 496 02 55

Imprensa Nacional-Casa da Moeda, EP

Rua Marquês Sá da Bandeira, 16-A
P-1050 Lisboa Codex
Tel. (351-1) 353 03 99
Fax (351-1) 353 02 94
E-mail: del.incm@mail.telepac.pt
URL: http://www.incm.pt

SUOMI/FINLAND

**Akateeminen Kirjakauppa/
Akademiska Bokhandeln**
Keskuskatu 1/Centralgatan 1
PL/PB 128
FIN-00101 Helsinki/Helsingfors
P./tfn (358-9) 121 44 18
F./fax (358-9) 121 44 35
Sähköposti: akatilaus@akateeminen.com
URL: http://www.akateeminen.com

SVERIGE

BTJ AB
Traktorvägen 11
S-221 82 Lund
Tfn (46-46) 18 00 00
Fax (46-46) 30 79 47
E-post: btjeu-pub@btj.se
URL: http://www.btj.se

UNITED KINGDOM

The Stationery Office Ltd
International Sales Agency
51 Nine Elms Lane
London SW8 5DR
Tel. (44-171) 873 90 90
Fax (44-171) 873 84 63
E-mail: ipa.enquiries@theso.co.uk
URL: http://www.the-stationery-office.co.uk

ISLAND

Bokabud Larusar Blöndal
Skólavörðustíg, 2
IS-101 Reykjavík
Tel. (354) 551 56 50
Fax (354) 552 55 60

NORGE

Swets Norge AS
Ostenjoveien 18
Boks 6512 Etterstad
N-0606 Oslo
Tel. (47-22) 97 45 00
Fax (47-22) 97 45 45

SCHWEIZ/SUISSE/SVIZZERA

Euro Info Center Schweiz
c/o OSEC
Stämpfenbachstraße 85
PF 492
CH-8035 Zürich
Tel. (41-1) 365 53 15
Fax (41-1) 365 54 11
E-mail: eics@osec.ch
URL: http://www.osec.ch/eics

BĂLGARIJA

Europress Euromedia Ltd
59, blvd Vitoshka
BG-1000 Sofia
Tel. (359-2) 980 37 66
Fax (359-2) 980 42 30
E-mail: Milena@mbox.cit.bg

ČESKÁ REPUBLIKA

ÚSIS
NIS-prodejna
Havelkova 22
CZ-130 00 Praha 3
Tel. (420-2) 24 23 14 86
Fax (420-2) 24 23 11 14
E-mail: nkposp@dec.nis.cz
URL: http://usisicr.cz

CYPRUS

Cyprus Chamber of Commerce and Industry
PO Box 1455
CY-1509 Nicosia
Tel. (357-2) 66 95 00
Fax (357-2) 66 10 44
E-mail: demetrap@ccci.org.cy

EESTI

**Eesti Kaubandus-Tööstuskoda (Estonian
Chamber of Commerce and Industry)**
Toom-Kooli 17
EE-0001 Tallinn
Tel. (372) 646 02 44
Fax (372) 646 02 45
E-mail: einfo@koda.ee
URL: http://www.koda.ee

HRVATSKA

Mediatrade Ltd
Pavla Hatza 1
HR-10000 Zagreb
Tel. (385-1) 481 94 11
Fax (385-1) 481 94 11

MAGYARORSZÁG

Euro Info Service
Európa Ház
Margitsziget
PO Box 475
H-1396 Budapest 62
Tel. (36-1) 350 80 25
Fax (36-1) 350 90 32
E-mail: euroinfo@mail.mata.vu
URL: http://www.euroinfo.hu/index.htm

MALTA

Miller Distributors Ltd
Malta International Airport
PO Box 25
Luqa LQA 05
Tel. (356) 66 44 88
Fax (356) 67 67 99
E-mail: gwirth@usa.net

POLSKA

Ars Polona
Krakowskie Przedmiescie 7
Skr. pocztowa 1001
PL-00-950 Warszawa
Tel. (48-22) 826 12 01
Fax (48-22) 826 62 40
E-mail: ars_pol@bevvy.hsn.com.pl

ROMÂNIA

Euromedia
Str. G-ral Berthelot Nr 41
RO-70749 Bucuresti
Tel. (40-1) 315 44 03
Fax (40-1) 314 22 86

ROSSIYA

CCEC
60-letiya Oktyabrya Av. 9
117312 Moscow
Tel. (7-095) 135 52 27
Fax (7-095) 135 52 27

SLOVAKIA

Centrum VTI SR
Nám. Slobody, 19
SK-81223 Bratislava
Tel. (421-7) 54 41 83 64
Fax (421-7) 54 41 83 64
E-mail: europ@tbb1.sltk.stuba.sk
URL: http://www.sltk.stuba.sk

SLOVENIJA

Gospodarski Vestnik
Dunajska cesta 5
SLO-1000 Ljubljana
Tel. (386) 613 09 16 40
Fax (386) 613 09 16 45
E-mail: europ@gvestnik.si
URL: http://www.gvestnik.si

TÜRKIYE

Dünya Infotel AS
100, Yil Mahallesi 34440
TR-80050 Bagcilar-Istanbul
Tel. (90-212) 629 46 89
Fax (90-212) 629 46 27
E-mail: infotel@dunya-gazete.com.tr

AUSTRALIA

Hunter Publications
PO Box 404
3067 Abbotsford, Victoria
Tel. (61-3) 94 17 53 61
Fax (61-3) 94 19 71 54
E-mail: jpdavies@ozemail.com.au

CANADA

Les éditions La Liberté Inc.
3020, chemin Sainte-Foy
G1X 3V Sainte-Foy, Québec
Tel. (1-418) 658 37 63
Fax (1-800) 567 54 49
E-mail: liberte@mediom.qc.ca

Renouf Publishing Co. Ltd

5369 Chemin Canotek Road Unit 1
K1J 9J3 Ottawa, Ontario
Tel. (1-613) 745 26 65
Fax (1-613) 745 76 60
E-mail: order.dept@renoufbooks.com
URL: http://www.renoufbooks.com

EGYPT

The Middle East Observer
41 Sherif Street
Cairo
Tel. (20-2) 392 69 19
Fax (20-2) 393 97 32
E-mail: mafouda@meobserver.com.eg
URL: http://www.meobserver.com.eg

INDIA

EBIC India
3rd Floor, Y. B. Chavan Centre
Gen. J. Bhosale Marg.
400 021 Mumbai
Tel. (91-22) 282 60 64
Fax (91-22) 285 45 64
E-mail: ebic@eiasbm01.vsnl.net.in
URL: http://www.ebicindia.com

ISRAËL

ROY International
41, Mishmar Hayarden Street
PO Box 13056
61130 Tel Aviv
Tel. (972-3) 649 94 69
Fax (972-3) 648 60 39
E-mail: royil@netvision.net.il
URL: http://www.royint.co.il

Sub-agent for the Palestinian Authority:

Index Information Services

PO Box 19502
Jerusalem
Tel. (972-2) 627 16 34
Fax (972-2) 627 12 19

JAPAN

PSI-Japan

Asahi Sanbancho Plaza #206
7-1 Sanbancho, Chiyoda-ku
Tokyo 102
Tel. (81-3) 32 34 69 21
Fax (81-3) 32 34 69 15
E-mail: books@psi-japan.co.jp
URL: http://www.psi-japan.com

MALAYSIA

EBIC Malaysia

Level 7, Wisma Hong Leong
18 Jalan Perak
50450 Kuala Lumpur
Tel. (60-3) 262 62 98
Fax (60-3) 262 61 98
E-mail: ebic-kl@mol.net.my

MÉXICO

Mundi Prensa Mexico, SA de CV

Rio Pánuco No 141
Colonia Cuauhtémoc
MX-06500 Mexico, DF
Tel. (52-5) 533 56 58
Fax (52-5) 514 67 99
E-mail: 101545.2361@compuserve.com

PHILIPPINES

EBIC Philippines

19th Floor, PS Bank Tower
Sen. Gil J. Puyat Ave. cor. Tindalo St.
Makati City
Metro Manila
Tel. (63-2) 759 66 80
Fax (63-2) 759 66 90
E-mail: eccpc@com@globe.com.ph
URL: http://www.eccp.com

SRI LANKA

EBIC Sri Lanka

Trans Asia Hotel
115 Sir chittampalam
A. Gardiner Mawatha
Colombo 2
Tel. (94-1) 074 71 50 78
Fax (94-1) 44 87 79
E-mail: ebicsl@tmin.com

THAILAND

EBIC Thailand

29 Vanissa Building, 8th Floor
Soi Chidlom
Ploenchit
10330 Bangkok
Tel. (66-2) 655 06 27
Fax (66-2) 655 06 28
E-mail: ebicbkk@ksc15.th.com
URL: http://www.ebicbkk.org

UNITED STATES OF AMERICA

Bernan Associates

4611-F Assembly Drive
Lanham MD20706
Tel. (1-800) 274 44 47 (toll free telephone)
Fax (1-800) 865 34 50 (toll free fax)
E-mail: query@bernan.com
URL: http://www.bernan.com

**ANDERE LÄNDER/OTHER COUNTRIES/
AUTRES PAYS**

**Bitte wenden Sie sich an ein Büro Ihrer
Wahl/ Please contact the sales office
of your choice/ Veuillez vous adresser
au bureau de vente de votre choix**

**Office for Official Publications
of the European Communities**

2, rue Mercier
L-2985 Luxembourg
Tel. (352) 29 29-42455
Fax (352) 29 29-42758
E-mail: info.info@opoce.cec.be
URL: http://eur-op.eu.int

Preis in Luxemburg (ohne MwSt.) • Price (excluding VAT) in Luxembourg • Prix au Luxembourg (TVA exclue):
Einzelpreis • Single copy • Prix par numéro: EUR 20
Abonnement • Subscription: EUR 180



AMT FÜR AMTLICHE VERÖFFENTLICHUNGEN DER EUROPÄISCHEN GEMEINSCHAFTEN
OFFICE FOR OFFICIAL PUBLICATIONS OF THE EUROPEAN COMMUNITIES
OFFICE DES PUBLICATIONS OFFICIELLES DES COMMUNAUTÉS EUROPÉENNES

L-2985 Luxembourg